



**Groundwater Sample Results,
Level 2 Laboratory Report, Level 4 Laboratory Report,
Electronic Data Deliverable, Data Validation Report,
and the Sample Location Report, SDG 1800339**

*Naval Air Station Whidbey Island
Oak Harbor, Washington*

June 2019

March 03, 2018

Vista Work Order No. 1800339

Ms. Tiffany Hill
CH2M Hill
1100 NE Circle Blvd. Suite 300
Corvallis, OR 97330

Dear Ms. Hill,

Enclosed are the results for the sample set received at Vista Analytical Laboratory on February 20, 2018. This sample set was analyzed on a rush turn-around time, under your Project Name '695610.05.FI.FS'.

Vista Analytical Laboratory is committed to serving you effectively. If you require additional information, please contact me at 916-673-1520 or by email at mmaier@vista-analytical.com.

Thank you for choosing Vista as part of your analytical support team.

Sincerely,

Martha Maier
Laboratory Director



Vista Analytical Laboratory certifies that the report herein meets all the requirements set forth by NELAP for those applicable test methods. Results relate only to the samples as received by the laboratory. This report should not be reproduced except in full without the written approval of Vista.

Vista Work Order No. 1800339

Case Narrative

Sample Condition on Receipt:

Six aqueous samples were received in good condition and within the method temperature requirements. The samples were received and stored securely in accordance with Vista standard operating procedures and EPA methodology.

Analytical Notes:

Modified EPA Method 537

The samples were extracted and analyzed for a selected list of PFAS using Modified EPA Method 537.

Holding Times

The samples were extracted and analyzed within the method hold times.

Quality Control

The Initial Calibration and Continuing Calibration Verifications met the method acceptance criteria.

A Method Blank and Ongoing Precision and Recovery (OPR) sample were extracted and analyzed with the preparation batch. No analytes were detected in the Method Blank above 1/2 the LOQ. The recovery of MeFOSAA was > 130% in the OPR. This analyte was not detected in the samples. The recoveries of all other analytes were within the method acceptance criteria.

The extracts of the Matrix Spike was re-injected because one or more Injection Internal Standard Analyte response areas were outside of criteria. The area criteria passed for the second injection and the results from the re-injection have been reported.

The labeled standard recoveries outside of the acceptance criteria are listed in the table below.

As requested, an MS/MSD was performed on sample "WI-A06-S-01-0218". The recovery of PFDoA was outside of the acceptance criteria in the Matrix Spike Duplicate.

QC Anomalies

LabNumber	SampleName	Analysis	Analyte	Flag	%Rec
1800339-06	WI-A06-FB01-021918	Modified EPA Method 537	d3-MeFOSAA	H	49.5

H = Recovery was outside laboratory acceptance criteria.

TABLE OF CONTENTS

Case Narrative.....	1
Table of Contents.....	3
Sample Inventory.....	4
Analytical Results.....	5
Qualifiers.....	15
Certifications.....	16
Sample Receipt.....	17

Sample Inventory Report

Vista Sample ID	Client Sample ID	Sampled	Received	Components/Containers
1800339-01	WI-A06-MW-06-0218	16-Feb-18 14:40	20-Feb-18 09:04	HDPE Bottle, 125 mL HDPE Bottle, 125 mL
1800339-02	WI-A06-FB01-021618	16-Feb-18 14:45	20-Feb-18 09:04	HDPE Bottle, 125 mL HDPE Bottle, 125 mL
1800339-03	WI-A06-EB01-021618	16-Feb-18 16:30	20-Feb-18 09:04	HDPE Bottle, 125 mL HDPE Bottle, 125 mL
1800339-04	WI-A06-S-01-0218	MS/MSD19-Feb-18 12:00	20-Feb-18 09:04	HDPE Bottle, 125 mL HDPE Bottle, 125 mL HDPE Bottle, 125 mL HDPE Bottle, 125 mL HDPE Bottle, 125 mL HDPE Bottle, 125 mL
1800339-05	WI-A06-S-01P-0218	19-Feb-18 12:00	20-Feb-18 09:04	HDPE Bottle, 125 mL HDPE Bottle, 125 mL
1800339-06	WI-A06-FB01-021918	19-Feb-18 13:00	20-Feb-18 09:04	HDPE Bottle, 125 mL HDPE Bottle, 125 mL

ANALYTICAL RESULTS

Sample ID: Method Blank **Modified EPA Method 537**

Client Data				Laboratory Data			
Name:	CH2M Hill	Matrix:	Aqueous	Lab Sample:	B8B0129-BLK1	Column:	BEH C18
Project:	695610.05.FI.FS						

Analyte	Conc. (ng/L)	DL	LOD	LOQ	Qualifiers	Batch	Extracted	Samp Size	Analyzed	Dilution
PFBS	ND	1.79	5.00	8.00		B8B0129	26-Feb-18	0.125 L	01-Mar-18 00:11	1
PFHxA	ND	2.18	5.00	8.00		B8B0129	26-Feb-18	0.125 L	01-Mar-18 00:11	1
PFHpA	ND	0.591	5.00	8.00		B8B0129	26-Feb-18	0.125 L	01-Mar-18 00:11	1
PFHxS	1.76	0.947	5.00	8.00	J	B8B0129	26-Feb-18	0.125 L	01-Mar-18 00:11	1
PFOA	ND	0.651	5.00	8.00		B8B0129	26-Feb-18	0.125 L	01-Mar-18 00:11	1
PFOS	ND	0.807	5.00	8.00		B8B0129	26-Feb-18	0.125 L	01-Mar-18 00:11	1
PFNA	ND	0.810	5.00	8.00		B8B0129	26-Feb-18	0.125 L	01-Mar-18 00:11	1
PFDA	ND	1.49	5.00	8.00		B8B0129	26-Feb-18	0.125 L	01-Mar-18 00:11	1
MeFOSAA	ND	1.65	5.00	8.00		B8B0129	26-Feb-18	0.125 L	01-Mar-18 00:11	1
PFUnA	ND	1.05	5.00	8.00		B8B0129	26-Feb-18	0.125 L	01-Mar-18 00:11	1
EtFOSAA	ND	1.37	5.00	8.00		B8B0129	26-Feb-18	0.125 L	01-Mar-18 00:11	1
PFDoA	ND	0.792	5.00	8.00		B8B0129	26-Feb-18	0.125 L	01-Mar-18 00:11	1
PFTrDA	ND	0.494	5.00	8.00		B8B0129	26-Feb-18	0.125 L	01-Mar-18 00:11	1
PFTeDA	ND	0.755	5.00	8.00		B8B0129	26-Feb-18	0.125 L	01-Mar-18 00:11	1

Labeled Standards	Type	% Recovery	Limits	Qualifiers	Batch	Extracted	Samp Size	Analyzed	Dilution
13C3-PFBS	IS	119	50 - 150		B8B0129	26-Feb-18	0.125 L	01-Mar-18 00:11	1
13C2-PFHxA	IS	95.0	50 - 150		B8B0129	26-Feb-18	0.125 L	01-Mar-18 00:11	1
13C4-PFHpA	IS	98.6	50 - 150		B8B0129	26-Feb-18	0.125 L	01-Mar-18 00:11	1
18O2-PFHxS	IS	82.5	50 - 150		B8B0129	26-Feb-18	0.125 L	01-Mar-18 00:11	1
13C2-PFOA	IS	76.2	50 - 150		B8B0129	26-Feb-18	0.125 L	01-Mar-18 00:11	1
13C8-PFOS	IS	78.3	50 - 150		B8B0129	26-Feb-18	0.125 L	01-Mar-18 00:11	1
13C5-PFNA	IS	82.0	50 - 150		B8B0129	26-Feb-18	0.125 L	01-Mar-18 00:11	1
13C2-PFDA	IS	63.3	50 - 150		B8B0129	26-Feb-18	0.125 L	01-Mar-18 00:11	1
d3-MeFOSAA	IS	54.9	50 - 150		B8B0129	26-Feb-18	0.125 L	01-Mar-18 00:11	1
13C2-PFUnA	IS	64.5	50 - 150		B8B0129	26-Feb-18	0.125 L	01-Mar-18 00:11	1
d5-EtFOSAA	IS	67.2	50 - 150		B8B0129	26-Feb-18	0.125 L	01-Mar-18 00:11	1
13C2-PFDoA	IS	65.7	50 - 150		B8B0129	26-Feb-18	0.125 L	01-Mar-18 00:11	1
13C2-PFTeDA	IS	75.2	50 - 150		B8B0129	26-Feb-18	0.125 L	01-Mar-18 00:11	1

DL - Detection Limit

LOD - Limit of Detection
LOQ - Limit of quantitation

LCL-UCL- Lower control limit - upper control limit
Results reported to the DL.

When reported, PFHxS, PFOA and PFOS include both linear and branched isomers.
Only the linear isomer is reported for all other analytes.

Sample ID: OPR

Modified EPA Method 537

Client Data				Laboratory Data			
Name:	CH2M Hill	Matrix:	Aqueous	Lab Sample:	B8B0129-BS1	Column:	BEH C18
Project:	695610.05.FLFS						

Analyte	Amt Found (ng/L)	Spike Amt	% Rec	Limits	Qualifiers	Batch	Extracted	Samp Size	Analyzed	Dilution
PFBS	74.2	80.0	92.7	70-130		B8B0129	26-Feb-18	0.125 L	28-Feb-18 23:59	1
PFHxA	83.2	80.0	104	70-130		B8B0129	26-Feb-18	0.125 L	28-Feb-18 23:59	1
PFHpA	90.4	80.0	113	70-130		B8B0129	26-Feb-18	0.125 L	28-Feb-18 23:59	1
PFHxS	70.5	80.0	88.2	70-130	B	B8B0129	26-Feb-18	0.125 L	28-Feb-18 23:59	1
PFOA	92.3	80.0	115	70-130		B8B0129	26-Feb-18	0.125 L	28-Feb-18 23:59	1
PFOS	84.1	80.0	105	70-130		B8B0129	26-Feb-18	0.125 L	28-Feb-18 23:59	1
PFNA	84.3	80.0	105	70-130		B8B0129	26-Feb-18	0.125 L	28-Feb-18 23:59	1
PFDA	79.0	80.0	98.7	70-130		B8B0129	26-Feb-18	0.125 L	28-Feb-18 23:59	1
MeFOSAA	106	80.0	133	70-130	H	B8B0129	26-Feb-18	0.125 L	28-Feb-18 23:59	1
PFOxA	81.4	80.0	102	70-130		B8B0129	26-Feb-18	0.125 L	28-Feb-18 23:59	1
EtFOSAA	93.1	80.0	116	70-130		B8B0129	26-Feb-18	0.125 L	28-Feb-18 23:59	1
PFDoA	84.8	80.0	106	70-130		B8B0129	26-Feb-18	0.125 L	28-Feb-18 23:59	1
PFTTrDA	89.8	80.0	112	60-130		B8B0129	26-Feb-18	0.125 L	28-Feb-18 23:59	1
PFTeDA	80.5	80.0	101	70-130		B8B0129	26-Feb-18	0.125 L	28-Feb-18 23:59	1
Labeled Standards	Type		% Rec	Limits	Qualifiers	Batch	Extracted	Samp Size	Analyzed	Dilution
13C3-PFBS	IS		96.5	50- 150		B8B0129	26-Feb-18	0.125 L	28-Feb-18 23:59	1
13C2-PFHxA	IS		78.4	50- 150		B8B0129	26-Feb-18	0.125 L	28-Feb-18 23:59	1
13C4-PFHpA	IS		75.3	50- 150		B8B0129	26-Feb-18	0.125 L	28-Feb-18 23:59	1
18O2-PFHxS	IS		85.9	50- 150		B8B0129	26-Feb-18	0.125 L	28-Feb-18 23:59	1
13C2-PFOA	IS		81.1	50- 150		B8B0129	26-Feb-18	0.125 L	28-Feb-18 23:59	1
13C8-PFOS	IS		87.8	50- 150		B8B0129	26-Feb-18	0.125 L	28-Feb-18 23:59	1
13C5-PFNA	IS		73.3	50- 150		B8B0129	26-Feb-18	0.125 L	28-Feb-18 23:59	1
13C2-PFDA	IS		67.1	50- 150		B8B0129	26-Feb-18	0.125 L	28-Feb-18 23:59	1
d3-MeFOSAA	IS		53.4	50- 150		B8B0129	26-Feb-18	0.125 L	28-Feb-18 23:59	1
13C2-PFOxA	IS		60.2	50- 150		B8B0129	26-Feb-18	0.125 L	28-Feb-18 23:59	1
d5-EtFOSAA	IS		64.9	50- 150		B8B0129	26-Feb-18	0.125 L	28-Feb-18 23:59	1
13C2-PFDoA	IS		61.9	50- 150		B8B0129	26-Feb-18	0.125 L	28-Feb-18 23:59	1
13C2-PFTeDA	IS		72.9	50- 150		B8B0129	26-Feb-18	0.125 L	28-Feb-18 23:59	1

Sample ID: WI-A06-MW-06-0218

Modified EPA Method 537

Client Data				Laboratory Data			
Name:	CH2M Hill	Matrix:	Aqueous	Lab Sample:	1800339-01	Column:	BEH C18
Project:	695610.05.FI.FS	Date Collected:	16-Feb-18 14:40	Date Received:	20-Feb-18 09:04		

Analyte	Conc. (ng/L)	DL	LOD	LOQ	Qualifiers	Batch	Extracted	Samp Size	Analyzed	Dilution
PFBS	ND	1.89	5.30	8.44		B8B0129	26-Feb-18	0.118 L	01-Mar-18 04:00	1
PFHxA	ND	2.30	5.30	8.44		B8B0129	26-Feb-18	0.118 L	01-Mar-18 04:00	1
PFHpA	ND	0.624	5.30	8.44		B8B0129	26-Feb-18	0.118 L	01-Mar-18 04:00	1
PFHxS	3.70	0.999	5.30	8.44	J, B	B8B0129	26-Feb-18	0.118 L	01-Mar-18 04:00	1
PFOA	ND	0.687	5.30	8.44		B8B0129	26-Feb-18	0.118 L	01-Mar-18 04:00	1
PFOS	ND	0.852	5.30	8.44		B8B0129	26-Feb-18	0.118 L	01-Mar-18 04:00	1
PFNA	ND	0.855	5.30	8.44		B8B0129	26-Feb-18	0.118 L	01-Mar-18 04:00	1
PFDA	ND	1.57	5.30	8.44		B8B0129	26-Feb-18	0.118 L	01-Mar-18 04:00	1
MeFOSAA	ND	1.74	5.30	8.44		B8B0129	26-Feb-18	0.118 L	01-Mar-18 04:00	1
PFUnA	ND	1.11	5.30	8.44		B8B0129	26-Feb-18	0.118 L	01-Mar-18 04:00	1
EtFOSAA	ND	1.45	5.30	8.44		B8B0129	26-Feb-18	0.118 L	01-Mar-18 04:00	1
PFDoA	ND	0.836	5.30	8.44		B8B0129	26-Feb-18	0.118 L	01-Mar-18 04:00	1
PFTrDA	ND	0.521	5.30	8.44		B8B0129	26-Feb-18	0.118 L	01-Mar-18 04:00	1
PFTeDA	ND	0.797	5.30	8.44		B8B0129	26-Feb-18	0.118 L	01-Mar-18 04:00	1

Labeled Standards	Type	% Recovery	Limits	Qualifiers	Batch	Extracted	Samp Size	Analyzed	Dilution
13C3-PFBS	IS	107	50 - 150		B8B0129	26-Feb-18	0.118 L	01-Mar-18 04:00	1
13C2-PFHxA	IS	82.4	50 - 150		B8B0129	26-Feb-18	0.118 L	01-Mar-18 04:00	1
13C4-PFHpA	IS	89.1	50 - 150		B8B0129	26-Feb-18	0.118 L	01-Mar-18 04:00	1
18O2-PFHxS	IS	71.8	50 - 150		B8B0129	26-Feb-18	0.118 L	01-Mar-18 04:00	1
13C2-PFOA	IS	78.9	50 - 150		B8B0129	26-Feb-18	0.118 L	01-Mar-18 04:00	1
13C8-PFOS	IS	86.1	50 - 150		B8B0129	26-Feb-18	0.118 L	01-Mar-18 04:00	1
13C5-PFNA	IS	73.2	50 - 150		B8B0129	26-Feb-18	0.118 L	01-Mar-18 04:00	1
13C2-PFDA	IS	77.8	50 - 150		B8B0129	26-Feb-18	0.118 L	01-Mar-18 04:00	1
d3-MeFOSAA	IS	84.4	50 - 150		B8B0129	26-Feb-18	0.118 L	01-Mar-18 04:00	1
13C2-PFUnA	IS	82.6	50 - 150		B8B0129	26-Feb-18	0.118 L	01-Mar-18 04:00	1
d5-EtFOSAA	IS	85.6	50 - 150		B8B0129	26-Feb-18	0.118 L	01-Mar-18 04:00	1
13C2-PFDoA	IS	96.8	50 - 150		B8B0129	26-Feb-18	0.118 L	01-Mar-18 04:00	1
13C2-PFTeDA	IS	93.1	50 - 150		B8B0129	26-Feb-18	0.118 L	01-Mar-18 04:00	1

DL - Detection Limit

LOD - Limit of Detection
LOQ - Limit of quantitation

LCL-UCL- Lower control limit - upper control limit
Results reported to the DL.

When reported, PFHxS, PFOA and PFOS include both linear and branched isomers.
Only the linear isomer is reported for all other analytes.

Sample ID: WI-A06-FB01-021618

Modified EPA Method 537

Client Data				Laboratory Data			
Name:	CH2M Hill	Matrix:	Aqueous	Lab Sample:	1800339-02	Column:	BEH C18
Project:	695610.05.FI.FS	Date Collected:	16-Feb-18 14:45	Date Received:	20-Feb-18 09:04		

Analyte	Conc. (ng/L)	DL	LOD	LOQ	Qualifiers	Batch	Extracted	Samp Size	Analyzed	Dilution
PFBS	ND	1.84	5.12	8.22		B8B0129	26-Feb-18	0.122 L	01-Mar-18 04:12	1
PFHxA	ND	2.24	5.12	8.22		B8B0129	26-Feb-18	0.122 L	01-Mar-18 04:12	1
PFHpA	ND	0.607	5.12	8.22		B8B0129	26-Feb-18	0.122 L	01-Mar-18 04:12	1
PFHxS	1.89	0.973	5.12	8.22	J, B	B8B0129	26-Feb-18	0.122 L	01-Mar-18 04:12	1
PFOA	ND	0.669	5.12	8.22		B8B0129	26-Feb-18	0.122 L	01-Mar-18 04:12	1
PFOS	ND	0.829	5.12	8.22		B8B0129	26-Feb-18	0.122 L	01-Mar-18 04:12	1
PFNA	ND	0.832	5.12	8.22		B8B0129	26-Feb-18	0.122 L	01-Mar-18 04:12	1
PFDA	ND	1.53	5.12	8.22		B8B0129	26-Feb-18	0.122 L	01-Mar-18 04:12	1
MeFOSAA	ND	1.70	5.12	8.22		B8B0129	26-Feb-18	0.122 L	01-Mar-18 04:12	1
PFUnA	ND	1.08	5.12	8.22		B8B0129	26-Feb-18	0.122 L	01-Mar-18 04:12	1
EtFOSAA	ND	1.41	5.12	8.22		B8B0129	26-Feb-18	0.122 L	01-Mar-18 04:12	1
PFDoA	ND	0.814	5.12	8.22		B8B0129	26-Feb-18	0.122 L	01-Mar-18 04:12	1
PFTrDA	ND	0.508	5.12	8.22		B8B0129	26-Feb-18	0.122 L	01-Mar-18 04:12	1
PFTeDA	ND	0.776	5.12	8.22		B8B0129	26-Feb-18	0.122 L	01-Mar-18 04:12	1

Labeled Standards	Type	% Recovery	Limits	Qualifiers	Batch	Extracted	Samp Size	Analyzed	Dilution
13C3-PFBS	IS	105	50 - 150		B8B0129	26-Feb-18	0.122 L	01-Mar-18 04:12	1
13C2-PFHxA	IS	90.7	50 - 150		B8B0129	26-Feb-18	0.122 L	01-Mar-18 04:12	1
13C4-PFHpA	IS	94.6	50 - 150		B8B0129	26-Feb-18	0.122 L	01-Mar-18 04:12	1
18O2-PFHxS	IS	78.9	50 - 150		B8B0129	26-Feb-18	0.122 L	01-Mar-18 04:12	1
13C2-PFOA	IS	81.4	50 - 150		B8B0129	26-Feb-18	0.122 L	01-Mar-18 04:12	1
13C8-PFOS	IS	74.2	50 - 150		B8B0129	26-Feb-18	0.122 L	01-Mar-18 04:12	1
13C5-PFNA	IS	71.3	50 - 150		B8B0129	26-Feb-18	0.122 L	01-Mar-18 04:12	1
13C2-PFDA	IS	65.4	50 - 150		B8B0129	26-Feb-18	0.122 L	01-Mar-18 04:12	1
d3-MeFOSAA	IS	58.4	50 - 150		B8B0129	26-Feb-18	0.122 L	01-Mar-18 04:12	1
13C2-PFUnA	IS	73.4	50 - 150		B8B0129	26-Feb-18	0.122 L	01-Mar-18 04:12	1
d5-EtFOSAA	IS	75.6	50 - 150		B8B0129	26-Feb-18	0.122 L	01-Mar-18 04:12	1
13C2-PFDoA	IS	58.4	50 - 150		B8B0129	26-Feb-18	0.122 L	01-Mar-18 04:12	1
13C2-PFTeDA	IS	71.7	50 - 150		B8B0129	26-Feb-18	0.122 L	01-Mar-18 04:12	1

DL - Detection Limit

LOD - Limit of Detection
LOQ - Limit of quantitation

LCL-UCL- Lower control limit - upper control limit
Results reported to the DL.

When reported, PFHxS, PFOA and PFOS include both linear and branched isomers.
Only the linear isomer is reported for all other analytes.

Sample ID: WI-A06-EB01-021618

Modified EPA Method 537

Client Data				Laboratory Data			
Name:	CH2M Hill	Matrix:	Aqueous	Lab Sample:	1800339-03	Column:	BEH C18
Project:	695610.05.FI.FS	Date Collected:	16-Feb-18 16:30	Date Received:	20-Feb-18 09:04		

Analyte	Conc. (ng/L)	DL	LOD	LOQ	Qualifiers	Batch	Extracted	Samp Size	Analyzed	Dilution
PFBS	ND	1.85	5.17	8.25		B8B0129	26-Feb-18	0.121 L	01-Mar-18 04:23	1
PFHxA	ND	2.25	5.17	8.25		B8B0129	26-Feb-18	0.121 L	01-Mar-18 04:23	1
PFHpA	ND	0.609	5.17	8.25		B8B0129	26-Feb-18	0.121 L	01-Mar-18 04:23	1
PFHxS	1.74	0.977	5.17	8.25	J, B	B8B0129	26-Feb-18	0.121 L	01-Mar-18 04:23	1
PFOA	ND	0.671	5.17	8.25		B8B0129	26-Feb-18	0.121 L	01-Mar-18 04:23	1
PFOS	ND	0.832	5.17	8.25		B8B0129	26-Feb-18	0.121 L	01-Mar-18 04:23	1
PFNA	ND	0.835	5.17	8.25		B8B0129	26-Feb-18	0.121 L	01-Mar-18 04:23	1
PFDA	ND	1.54	5.17	8.25		B8B0129	26-Feb-18	0.121 L	01-Mar-18 04:23	1
MeFOSAA	ND	1.70	5.17	8.25		B8B0129	26-Feb-18	0.121 L	01-Mar-18 04:23	1
PFUnA	ND	1.08	5.17	8.25		B8B0129	26-Feb-18	0.121 L	01-Mar-18 04:23	1
EtFOSAA	ND	1.41	5.17	8.25		B8B0129	26-Feb-18	0.121 L	01-Mar-18 04:23	1
PFDoA	ND	0.817	5.17	8.25		B8B0129	26-Feb-18	0.121 L	01-Mar-18 04:23	1
PFTrDA	ND	0.509	5.17	8.25		B8B0129	26-Feb-18	0.121 L	01-Mar-18 04:23	1
PFTeDA	ND	0.779	5.17	8.25		B8B0129	26-Feb-18	0.121 L	01-Mar-18 04:23	1

Labeled Standards	Type	% Recovery	Limits	Qualifiers	Batch	Extracted	Samp Size	Analyzed	Dilution
13C3-PFBS	IS	117	50 - 150		B8B0129	26-Feb-18	0.121 L	01-Mar-18 04:23	1
13C2-PFHxA	IS	87.8	50 - 150		B8B0129	26-Feb-18	0.121 L	01-Mar-18 04:23	1
13C4-PFHpA	IS	96.5	50 - 150		B8B0129	26-Feb-18	0.121 L	01-Mar-18 04:23	1
18O2-PFHxS	IS	83.9	50 - 150		B8B0129	26-Feb-18	0.121 L	01-Mar-18 04:23	1
13C2-PFOA	IS	80.6	50 - 150		B8B0129	26-Feb-18	0.121 L	01-Mar-18 04:23	1
13C8-PFOS	IS	72.6	50 - 150		B8B0129	26-Feb-18	0.121 L	01-Mar-18 04:23	1
13C5-PFNA	IS	64.8	50 - 150		B8B0129	26-Feb-18	0.121 L	01-Mar-18 04:23	1
13C2-PFDA	IS	68.6	50 - 150		B8B0129	26-Feb-18	0.121 L	01-Mar-18 04:23	1
d3-MeFOSAA	IS	74.9	50 - 150		B8B0129	26-Feb-18	0.121 L	01-Mar-18 04:23	1
13C2-PFUnA	IS	81.2	50 - 150		B8B0129	26-Feb-18	0.121 L	01-Mar-18 04:23	1
d5-EtFOSAA	IS	78.7	50 - 150		B8B0129	26-Feb-18	0.121 L	01-Mar-18 04:23	1
13C2-PFDoA	IS	76.3	50 - 150		B8B0129	26-Feb-18	0.121 L	01-Mar-18 04:23	1
13C2-PFTeDA	IS	72.4	50 - 150		B8B0129	26-Feb-18	0.121 L	01-Mar-18 04:23	1

DL - Detection Limit

LOD - Limit of Detection
LOQ - Limit of quantitation

LCL-UCL- Lower control limit - upper control limit
Results reported to the DL.

When reported, PFHxS, PFOA and PFOS include both linear and branched isomers.
Only the linear isomer is reported for all other analytes.

Sample ID: WI-A06-S-01-0218

Modified EPA Method 537

Client Data				Laboratory Data			
Name:	CH2M Hill	Matrix:	Aqueous	Lab Sample:	1800339-04	Column:	BEH C18
Project:	695610.05.FI.FS	Date Collected:	19-Feb-18 12:00	Date Received:	20-Feb-18 09:04		

Analyte	Conc. (ng/L)	DL	LOD	LOQ	Qualifiers	Batch	Extracted	Samp Size	Analyzed	Dilution
PFBS	ND	1.84	5.17	8.24		B8B0129	26-Feb-18	0.121 L	01-Mar-18 04:35	1
PFHxA	ND	2.24	5.17	8.24		B8B0129	26-Feb-18	0.121 L	01-Mar-18 04:35	1
PFHpA	ND	0.608	5.17	8.24		B8B0129	26-Feb-18	0.121 L	01-Mar-18 04:35	1
PFHxS	1.71	0.975	5.17	8.24	J, B	B8B0129	26-Feb-18	0.121 L	01-Mar-18 04:35	1
PFOA	ND	0.670	5.17	8.24		B8B0129	26-Feb-18	0.121 L	01-Mar-18 04:35	1
PFOS	ND	0.831	5.17	8.24		B8B0129	26-Feb-18	0.121 L	01-Mar-18 04:35	1
PFNA	ND	0.834	5.17	8.24		B8B0129	26-Feb-18	0.121 L	01-Mar-18 04:35	1
PFDA	ND	1.53	5.17	8.24		B8B0129	26-Feb-18	0.121 L	01-Mar-18 04:35	1
MeFOSAA	ND	1.70	5.17	8.24		B8B0129	26-Feb-18	0.121 L	01-Mar-18 04:35	1
PFUnA	ND	1.08	5.17	8.24		B8B0129	26-Feb-18	0.121 L	01-Mar-18 04:35	1
EtFOSAA	ND	1.41	5.17	8.24		B8B0129	26-Feb-18	0.121 L	01-Mar-18 04:35	1
PFDoA	ND	0.815	5.17	8.24		B8B0129	26-Feb-18	0.121 L	01-Mar-18 04:35	1
PFTrDA	ND	0.509	5.17	8.24		B8B0129	26-Feb-18	0.121 L	01-Mar-18 04:35	1
PFTeDA	ND	0.777	5.17	8.24		B8B0129	26-Feb-18	0.121 L	01-Mar-18 04:35	1

Labeled Standards	Type	% Recovery	Limits	Qualifiers	Batch	Extracted	Samp Size	Analyzed	Dilution
13C3-PFBS	IS	107	50 - 150		B8B0129	26-Feb-18	0.121 L	01-Mar-18 04:35	1
13C2-PFHxA	IS	89.5	50 - 150		B8B0129	26-Feb-18	0.121 L	01-Mar-18 04:35	1
13C4-PFHpA	IS	82.8	50 - 150		B8B0129	26-Feb-18	0.121 L	01-Mar-18 04:35	1
18O2-PFHxS	IS	80.7	50 - 150		B8B0129	26-Feb-18	0.121 L	01-Mar-18 04:35	1
13C2-PFOA	IS	77.0	50 - 150		B8B0129	26-Feb-18	0.121 L	01-Mar-18 04:35	1
13C8-PFOS	IS	70.6	50 - 150		B8B0129	26-Feb-18	0.121 L	01-Mar-18 04:35	1
13C5-PFNA	IS	82.0	50 - 150		B8B0129	26-Feb-18	0.121 L	01-Mar-18 04:35	1
13C2-PFDA	IS	68.7	50 - 150		B8B0129	26-Feb-18	0.121 L	01-Mar-18 04:35	1
d3-MeFOSAA	IS	75.4	50 - 150		B8B0129	26-Feb-18	0.121 L	01-Mar-18 04:35	1
13C2-PFUnA	IS	80.9	50 - 150		B8B0129	26-Feb-18	0.121 L	01-Mar-18 04:35	1
d5-EtFOSAA	IS	92.3	50 - 150		B8B0129	26-Feb-18	0.121 L	01-Mar-18 04:35	1
13C2-PFDoA	IS	78.6	50 - 150		B8B0129	26-Feb-18	0.121 L	01-Mar-18 04:35	1
13C2-PFTeDA	IS	87.3	50 - 150		B8B0129	26-Feb-18	0.121 L	01-Mar-18 04:35	1

DL - Detection Limit

LOD - Limit of Detection
LOQ - Limit of quantitation

LCL-UCL- Lower control limit - upper control limit
Results reported to the DL.

When reported, PFHxS, PFOA and PFOS include both linear and branched isomers.
Only the linear isomer is reported for all other analytes.

Matrix Spike Results

Modified EPA Method 537

Source Client ID: WI-A06-S-01-0218	QC Batch: B8B0129	Lab Sample: B8B0129-MS1/B8B0129-MSD1
Source LabNumber: 1800339-04	Date Extracted: 26-Feb-2018 9:23	Date Analyzed: 01-Mar-18 00:22 Column: BEH C18
Matrix: Aqueous		01-Mar-18 00:34 Column: BEH C18
Sample Size: 0.120/0.121 L		

Analyte	Spike-MS (ng/L)	MS %R	MS Qual.	Spike-MSD (ng/L)	MSD %R	MSD RPD	MSD Qual.	%R Limit	%RPD Limit	Labeled Standard	MS %R	MS Qualifiers	MSD %R	MS Qual.
PFBS	83.6	103		82.3	106	3.06		70 - 130	30	IS 13C3-PFBS	117		146	
PFHxA	83.6	105		82.3	109	3.53		70 - 130	30	IS 13C2-PFHxA	84.3		89.0	
PFHpA	83.6	106		82.3	114	7.42		70 - 130	30	IS 13C4-PFHpA	91.0		88.9	
PFHxS	83.6	73.9	B	82.3	88.2	17.6	B	70 - 130	30	IS 18O2-PFHxS	89.6		97.4	
PFOA	83.6	94.8		82.3	106	10.8		70 - 130	30	IS 13C2-PFOA	84.6		79.9	
PFOS	83.6	111		82.3	119	6.90		70 - 130	30	IS 13C8-PFOS	89.8		79.4	
PFNA	83.6	109		82.3	111	1.61		70 - 130	30	IS 13C5-PFNA	75.3		80.9	
PFDA	83.6	110		82.3	105	4.58		70 - 130	30	IS 13C2-PFDA	67.3		81.1	
MeFOSAA	83.6	114		82.3	106	7.28		70 - 130	30	IS d3-MeFOSAA	67.4		75.3	
PFUnA	83.6	117		82.3	101	14.7		70 - 130	30	IS 13C2-PFUnA	67.0		76.5	
EtFOSAA	83.6	111		82.3	129	15.2		70 - 130	30	IS d5-EtFOSAA	74.2		68.2	
PFDoA	83.6	101		82.3	133	27.1		70 - 130	30	IS 13C2-PFDoA	71.1		65.2	
PFTTrDA	83.6	115		82.3	120	4.07		60 - 130	30	IS 13C2-PFTTrDA	85.3		88.3	
PFTeDA	83.6	106		82.3	102	4.17		70 - 130	30					

When reported, PFBS, PFHxS, PFOA and PFOS include both linear and branched isomers. Only the linear isomer is reported for all other analytes.

Sample ID: WI-A06-S-01P-0218

Modified EPA Method 537

Client Data				Laboratory Data			
Name:	CH2M Hill	Matrix:	Aqueous	Lab Sample:	1800339-05	Column:	BEH C18
Project:	695610.05.FI.FS	Date Collected:	19-Feb-18 12:10	Date Received:	20-Feb-18 09:04		

Analyte	Conc. (ng/L)	DL	LOD	LOQ	Qualifiers	Batch	Extracted	Samp Size	Analyzed	Dilution
PFBS	ND	1.84	5.12	8.21		B8B0129	26-Feb-18	0.122 L	01-Mar-18 04:46	1
PFHxA	ND	2.24	5.12	8.21		B8B0129	26-Feb-18	0.122 L	01-Mar-18 04:46	1
PFHpA	ND	0.606	5.12	8.21		B8B0129	26-Feb-18	0.122 L	01-Mar-18 04:46	1
PFHxS	2.14	0.972	5.12	8.21	J, B	B8B0129	26-Feb-18	0.122 L	01-Mar-18 04:46	1
PFOA	ND	0.668	5.12	8.21		B8B0129	26-Feb-18	0.122 L	01-Mar-18 04:46	1
PFOS	ND	0.828	5.12	8.21		B8B0129	26-Feb-18	0.122 L	01-Mar-18 04:46	1
PFNA	ND	0.831	5.12	8.21		B8B0129	26-Feb-18	0.122 L	01-Mar-18 04:46	1
PFDA	ND	1.53	5.12	8.21		B8B0129	26-Feb-18	0.122 L	01-Mar-18 04:46	1
MeFOSAA	ND	1.69	5.12	8.21		B8B0129	26-Feb-18	0.122 L	01-Mar-18 04:46	1
PFUnA	ND	1.08	5.12	8.21		B8B0129	26-Feb-18	0.122 L	01-Mar-18 04:46	1
EtFOSAA	ND	1.41	5.12	8.21		B8B0129	26-Feb-18	0.122 L	01-Mar-18 04:46	1
PFDoA	ND	0.813	5.12	8.21		B8B0129	26-Feb-18	0.122 L	01-Mar-18 04:46	1
PFTrDA	ND	0.507	5.12	8.21		B8B0129	26-Feb-18	0.122 L	01-Mar-18 04:46	1
PFTeDA	ND	0.775	5.12	8.21		B8B0129	26-Feb-18	0.122 L	01-Mar-18 04:46	1

Labeled Standards	Type	% Recovery	Limits	Qualifiers	Batch	Extracted	Samp Size	Analyzed	Dilution
13C3-PFBS	IS	127	50 - 150		B8B0129	26-Feb-18	0.122 L	01-Mar-18 04:46	1
13C2-PFHxA	IS	97.2	50 - 150		B8B0129	26-Feb-18	0.122 L	01-Mar-18 04:46	1
13C4-PFHpA	IS	115	50 - 150		B8B0129	26-Feb-18	0.122 L	01-Mar-18 04:46	1
18O2-PFHxS	IS	95.5	50 - 150		B8B0129	26-Feb-18	0.122 L	01-Mar-18 04:46	1
13C2-PFOA	IS	89.4	50 - 150		B8B0129	26-Feb-18	0.122 L	01-Mar-18 04:46	1
13C8-PFOS	IS	85.1	50 - 150		B8B0129	26-Feb-18	0.122 L	01-Mar-18 04:46	1
13C5-PFNA	IS	79.2	50 - 150		B8B0129	26-Feb-18	0.122 L	01-Mar-18 04:46	1
13C2-PFDA	IS	70.5	50 - 150		B8B0129	26-Feb-18	0.122 L	01-Mar-18 04:46	1
d3-MeFOSAA	IS	68.3	50 - 150		B8B0129	26-Feb-18	0.122 L	01-Mar-18 04:46	1
13C2-PFUnA	IS	80.8	50 - 150		B8B0129	26-Feb-18	0.122 L	01-Mar-18 04:46	1
d5-EtFOSAA	IS	77.0	50 - 150		B8B0129	26-Feb-18	0.122 L	01-Mar-18 04:46	1
13C2-PFDoA	IS	72.0	50 - 150		B8B0129	26-Feb-18	0.122 L	01-Mar-18 04:46	1
13C2-PFTeDA	IS	102	50 - 150		B8B0129	26-Feb-18	0.122 L	01-Mar-18 04:46	1

DL - Detection Limit

LOD - Limit of Detection
LOQ - Limit of quantitation

LCL-UCL- Lower control limit - upper control limit
Results reported to the DL.

When reported, PFHxS, PFOA and PFOS include both linear and branched isomers.
Only the linear isomer is reported for all other analytes.

Sample ID: WI-A06-FB01-021918

Modified EPA Method 537

Client Data				Laboratory Data			
Name:	CH2M Hill	Matrix:	Aqueous	Lab Sample:	1800339-06	Column:	BEH C18
Project:	695610.05.FI.FS	Date Collected:	19-Feb-18 13:00	Date Received:	20-Feb-18 09:04		

Analyte	Conc. (ng/L)	DL	LOD	LOQ	Qualifiers	Batch	Extracted	Samp Size	Analyzed	Dilution
PFBS	ND	1.83	5.12	8.18		B8B0129	26-Feb-18	0.122 L	01-Mar-18 04:58	1
PFHxA	ND	2.23	5.12	8.18		B8B0129	26-Feb-18	0.122 L	01-Mar-18 04:58	1
PFHpA	ND	0.604	5.12	8.18		B8B0129	26-Feb-18	0.122 L	01-Mar-18 04:58	1
PFHxS	ND	0.969	5.12	8.18		B8B0129	26-Feb-18	0.122 L	01-Mar-18 04:58	1
PFOA	ND	0.666	5.12	8.18		B8B0129	26-Feb-18	0.122 L	01-Mar-18 04:58	1
PFOS	ND	0.825	5.12	8.18		B8B0129	26-Feb-18	0.122 L	01-Mar-18 04:58	1
PFNA	ND	0.828	5.12	8.18		B8B0129	26-Feb-18	0.122 L	01-Mar-18 04:58	1
PFDA	ND	1.52	5.12	8.18		B8B0129	26-Feb-18	0.122 L	01-Mar-18 04:58	1
MeFOSAA	ND	1.69	5.12	8.18		B8B0129	26-Feb-18	0.122 L	01-Mar-18 04:58	1
PFUnA	ND	1.07	5.12	8.18		B8B0129	26-Feb-18	0.122 L	01-Mar-18 04:58	1
EtFOSAA	ND	1.40	5.12	8.18		B8B0129	26-Feb-18	0.122 L	01-Mar-18 04:58	1
PFDoA	ND	0.810	5.12	8.18		B8B0129	26-Feb-18	0.122 L	01-Mar-18 04:58	1
PFTrDA	ND	0.505	5.12	8.18		B8B0129	26-Feb-18	0.122 L	01-Mar-18 04:58	1
PFTeDA	ND	0.772	5.12	8.18		B8B0129	26-Feb-18	0.122 L	01-Mar-18 04:58	1

Labeled Standards	Type	% Recovery	Limits	Qualifiers	Batch	Extracted	Samp Size	Analyzed	Dilution
13C3-PFBS	IS	98.1	50 - 150		B8B0129	26-Feb-18	0.122 L	01-Mar-18 04:58	1
13C2-PFHxA	IS	84.2	50 - 150		B8B0129	26-Feb-18	0.122 L	01-Mar-18 04:58	1
13C4-PFHpA	IS	81.1	50 - 150		B8B0129	26-Feb-18	0.122 L	01-Mar-18 04:58	1
18O2-PFHxS	IS	84.3	50 - 150		B8B0129	26-Feb-18	0.122 L	01-Mar-18 04:58	1
13C2-PFOA	IS	82.5	50 - 150		B8B0129	26-Feb-18	0.122 L	01-Mar-18 04:58	1
13C8-PFOS	IS	85.8	50 - 150		B8B0129	26-Feb-18	0.122 L	01-Mar-18 04:58	1
13C5-PFNA	IS	70.3	50 - 150		B8B0129	26-Feb-18	0.122 L	01-Mar-18 04:58	1
13C2-PFDA	IS	57.4	50 - 150		B8B0129	26-Feb-18	0.122 L	01-Mar-18 04:58	1
d3-MeFOSAA	IS	49.5	50 - 150	H	B8B0129	26-Feb-18	0.122 L	01-Mar-18 04:58	1
13C2-PFUnA	IS	52.1	50 - 150		B8B0129	26-Feb-18	0.122 L	01-Mar-18 04:58	1
d5-EtFOSAA	IS	60.0	50 - 150		B8B0129	26-Feb-18	0.122 L	01-Mar-18 04:58	1
13C2-PFDoA	IS	67.3	50 - 150		B8B0129	26-Feb-18	0.122 L	01-Mar-18 04:58	1
13C2-PFTeDA	IS	74.0	50 - 150		B8B0129	26-Feb-18	0.122 L	01-Mar-18 04:58	1

DL - Detection Limit

LOD - Limit of Detection
LOQ - Limit of quantitation

LCL-UCL- Lower control limit - upper control limit
Results reported to the DL.

When reported, PFHxS, PFOA and PFOS include both linear and branched isomers.
Only the linear isomer is reported for all other analytes.

DATA QUALIFIERS & ABBREVIATIONS

B	This compound was also detected in the method blank.
D	Dilution
E	The associated compound concentration exceeded the calibration range of the instrument.
H	Recovery and/or RPD was outside laboratory acceptance limits.
I	Chemical Interference
J	The amount detected is below the Reporting Limit/LOQ.
M	Estimated Maximum Possible Concentration. (CA Region 2 projects only)
*	See Cover Letter
Conc.	Concentration
NA	Not applicable
ND	Not Detected
TEQ	Toxic Equivalency
U	Not Detected (specific projects only)

Unless otherwise noted, solid sample results are reported in dry weight. Tissue samples are reported in wet weight.

CERTIFICATIONS

Accrediting Authority	Certificate Number
Alaska Department of Environmental Conservation	17-013
Arkansas Department of Environmental Quality	17-015-0
California Department of Health – ELAP	2892
DoD ELAP - A2LA Accredited - ISO/IEC 17025:2005	3091.01
Florida Department of Health	E87777-18
Hawaii Department of Health	N/A
Louisiana Department of Environmental Quality	01977
Maine Department of Health	2016026
Minnesota Department of Health	1322288
New Hampshire Environmental Accreditation Program	207717
New Jersey Department of Environmental Protection	CA003
New York Department of Health	11411
Oregon Laboratory Accreditation Program	4042-008
Pennsylvania Department of Environmental Protection	014
Texas Commission on Environmental Quality	T104704189-17-8
Virginia Department of General Services	9077
Washington Department of Ecology	C584
Wisconsin Department of Natural Resources	998036160

Current certificates and lists of licensed parameters are located in the Quality Assurance office and are available upon request.



CHAIN OF CUSTODY

For Laboratory Use Only
 Work Order #: 1800339 Temp: 2.5 °C
 Storage ID: WR-2 Storage Secured: Yes No

Project ID: 695610.05.FI.FS PO#: CTD-4041 Sampler: J. Ulrich
 (name)

TAT Standard: 21 days
 (check one): Rush (surcharge may apply)
 14 days 7 days Specify: 10 DAYS

Invoice to: Name REBECCA MACO CH2M Company CH2M Address 1100 112th AVE Ste 500 City Belleme State WA Ph# (425) 698-9394 Fax#

Relinquished by (printed name and signature) David Butler David Butler Date 2/19/18 Time 1500 Received by (printed name and signature) Marissa Sparks MS Sparks Date 02/20/18 Time 0915

SHIP TO: Vista Analytical Laboratory
 1104 Windfield Way
 El Dorado Hills, CA 95762
 (916) 673-1520 * Fax (916) 673-0106
 ATTN: _____
 Method of Shipment: FedEx
 Tracking No.: _____

Sample ID	Date	Time	Location/Sample Description	Add Analysis(es) Requested										Comments		
				Quantity	Type	Matrix	PFOM/PFOS	UCMR3 PFAS List 6	537 List: 14	Full List of 26	Other: Please List Below	Mod. EPA Method 537	EPA Method 537(DW only)			
WI-AD6-MW-06-0218	2/16/18	1440		2	P	AQ			2							
WI-AD6-FB01-021618	2/16/18	1445		2	P	AQ			2							
WI-AD6-FB01-021618	2/16/18	1630		2	P	AQ			2							
WI-AD6-5-01-0218	2/19/18	1200		2	P	AQ			2							
WI-AD6-5-01-0218	2/19/18	1210		2	P	AQ			2							
WI-AD6-5-01-0218-MSD	2/19/18	1200		2	P	AQ			2							
WI-AD6-5-01-0218-MSD	2/19/18	1200		2	P	AQ			2							
WI-AD6-FB01-021918	2/19/18	1300		2	P	AQ			2							

Special Instructions/Comments: _____

SEND DOCUMENTATION AND RESULTS TO:

Name: TIFFANY HILL
 Company: CH2M
 Address: 1100 NEECIRCLE BLVD STE. 300
 City: Corvallis State: OR Zip: 97330
 Phone: (541) 768-3109 Fax: _____
 Email: Tiffany.hill@ch2m.com

Container Types: P= HDPE, PJ= HDPE Jar
 Bottle Preservation Type: T = Thiosulfate, TZ = Trizma:
 Matrix Types: AQ = Aqueous, DW = Drinking Water, EF = Effluent, PP = Pulp/Paper, SD = Sediment, SL = Sludge, SO = Soil, WW = Wastewater, B = Blood/Serum, O = Other:

Sample Log-in Checklist

 Vista Work Order #: 1800339 TAT 10 days

Samples Arrival:	Date/Time: 02/20/18 0904	Initials: WJS	Location: WR-2
			Shelf/Rack: N/A
Logged In:	Date/Time: 02/20/18 0953	Initials: WJS	Location: WR-2
			Shelf/Rack: E-3
Delivered By:	<input checked="" type="checkbox"/> FedEx	<input type="checkbox"/> UPS	<input type="checkbox"/> On Trac
		<input type="checkbox"/> GSO	<input type="checkbox"/> DHL
		<input type="checkbox"/> Hand Delivered	<input type="checkbox"/> Other
Preservation:	<input checked="" type="checkbox"/> Ice	<input type="checkbox"/> Blue Ice	<input type="checkbox"/> Dry Ice
	<input type="checkbox"/> None		
Temp °C: 2.6 (uncorrected)	Time: 0914	Probe used: Yes <input type="checkbox"/> No <input checked="" type="checkbox"/>	Thermometer ID: IR-4
Temp °C: 2.5 (corrected)			

	YES	NO	NA
Adequate Sample Volume Received?	✓		
Holding Time Acceptable?	✓		
Shipping Container(s) Intact?	✓		
Shipping Custody Seals Intact?			✓
Shipping Documentation Present?	✓		
Airbill	✓		
Trk # 7897 9718 6379			
Sample Container Intact?	✓		
Sample Custody Seals Intact?			✓
Chain of Custody / Sample Documentation Present?	✓		
COC Anomaly/Sample Acceptance Form completed?		✓	✓
If Chlorinated or Drinking Water Samples, Acceptable Preservation?			✓
Preservation Documented:	<input type="checkbox"/> Na ₂ S ₂ O ₃	<input type="checkbox"/> Trizma	<input checked="" type="checkbox"/> None
	<input checked="" type="checkbox"/> Yes	<input type="checkbox"/> No	NA
Shipping Container	<input checked="" type="checkbox"/> Vista	<input type="checkbox"/> Client	<input checked="" type="checkbox"/> Retain
	<input type="checkbox"/> Return	<input type="checkbox"/> Dispose	

Comments:

March 03, 2018

Vista Work Order No. 1800339

Ms. Tiffany Hill
CH2M Hill
1100 NE Circle Blvd. Suite 300
Corvallis, OR 97330

Dear Ms. Hill,

Enclosed are the results for the sample set received at Vista Analytical Laboratory on February 20, 2018. This sample set was analyzed on a rush turn-around time, under your Project Name '695610.05.FI.FS'.

Vista Analytical Laboratory is committed to serving you effectively. If you require additional information, please contact me at 916-673-1520 or by email at mmaier@vista-analytical.com.

Thank you for choosing Vista as part of your analytical support team.

Sincerely,

Martha Maier
Laboratory Director



Vista Analytical Laboratory certifies that the report herein meets all the requirements set forth by NELAP for those applicable test methods. Results relate only to the samples as received by the laboratory. This report should not be reproduced except in full without the written approval of Vista.

Vista Work Order No. 1800339

Case Narrative

Sample Condition on Receipt:

Six aqueous samples were received in good condition and within the method temperature requirements. The samples were received and stored securely in accordance with Vista standard operating procedures and EPA methodology.

Analytical Notes:

Modified EPA Method 537

The samples were extracted and analyzed for a selected list of PFAS using Modified EPA Method 537.

Holding Times

The samples were extracted and analyzed within the method hold times.

Quality Control

The Initial Calibration and Continuing Calibration Verifications met the method acceptance criteria.

A Method Blank and Ongoing Precision and Recovery (OPR) sample were extracted and analyzed with the preparation batch. No analytes were detected in the Method Blank above 1/2 the LOQ. The recovery of MeFOSAA was > 130% in the OPR. This analyte was not detected in the samples. The recoveries of all other analytes were within the method acceptance criteria.

The extracts of the Matrix Spike was re-injected because one or more Injection Internal Standard Analyte response areas were outside of criteria. The area criteria passed for the second injection and the results from the re-injection have been reported.

The labeled standard recoveries outside of the acceptance criteria are listed in the table below.

As requested, an MS/MSD was performed on sample "WI-A06-S-01-0218". The recovery of PFDoA was outside of the acceptance criteria in the Matrix Spike Duplicate.

QC Anomalies

LabNumber	SampleName	Analysis	Analyte	Flag	%Rec
1800339-06	WI-A06-FB01-021918	Modified EPA Method 537	d3-MeFOSAA	H	49.5

H = Recovery was outside laboratory acceptance criteria.

TABLE OF CONTENTS

Case Narrative.....	1
Table of Contents.....	3
Sample Inventory.....	4
Analytical Results.....	5
Qualifiers.....	15
Certifications.....	16
Sample Receipt.....	17
Extraction Information.....	19
Sample Data - Modified EPA Method 537.....	24
IIS Areas, IBs and CCVs.....	105
ICAL with ICV and IB.....	174

Sample Inventory Report

Vista Sample ID	Client Sample ID	Sampled	Received	Components/Containers
1800339-01	WI-A06-MW-06-0218	16-Feb-18 14:40	20-Feb-18 09:04	HDPE Bottle, 125 mL HDPE Bottle, 125 mL
1800339-02	WI-A06-FB01-021618	16-Feb-18 14:45	20-Feb-18 09:04	HDPE Bottle, 125 mL HDPE Bottle, 125 mL
1800339-03	WI-A06-EB01-021618	16-Feb-18 16:30	20-Feb-18 09:04	HDPE Bottle, 125 mL HDPE Bottle, 125 mL
1800339-04	WI-A06-S-01-0218	MS/MSD19-Feb-18 12:00	20-Feb-18 09:04	HDPE Bottle, 125 mL HDPE Bottle, 125 mL HDPE Bottle, 125 mL HDPE Bottle, 125 mL HDPE Bottle, 125 mL HDPE Bottle, 125 mL
1800339-05	WI-A06-S-01P-0218	19-Feb-18 12:00	20-Feb-18 09:04	HDPE Bottle, 125 mL HDPE Bottle, 125 mL
1800339-06	WI-A06-FB01-021918	19-Feb-18 13:00	20-Feb-18 09:04	HDPE Bottle, 125 mL HDPE Bottle, 125 mL

ANALYTICAL RESULTS

Sample ID: Method Blank **Modified EPA Method 537**

Client Data				Laboratory Data						
Name:	CH2M Hill	Matrix:	Aqueous	Lab Sample:	B8B0129-BLK1	Column:	BEH C18			
Project:	695610.05.FI.FS									

Analyte	Conc. (ng/L)	DL	LOD	LOQ	Qualifiers	Batch	Extracted	Samp Size	Analyzed	Dilution
PFBS	ND	1.79	5.00	8.00		B8B0129	26-Feb-18	0.125 L	01-Mar-18 00:11	1
PFHxA	ND	2.18	5.00	8.00		B8B0129	26-Feb-18	0.125 L	01-Mar-18 00:11	1
PFHpA	ND	0.591	5.00	8.00		B8B0129	26-Feb-18	0.125 L	01-Mar-18 00:11	1
PFHxS	1.76	0.947	5.00	8.00	J	B8B0129	26-Feb-18	0.125 L	01-Mar-18 00:11	1
PFOA	ND	0.651	5.00	8.00		B8B0129	26-Feb-18	0.125 L	01-Mar-18 00:11	1
PFOS	ND	0.807	5.00	8.00		B8B0129	26-Feb-18	0.125 L	01-Mar-18 00:11	1
PFNA	ND	0.810	5.00	8.00		B8B0129	26-Feb-18	0.125 L	01-Mar-18 00:11	1
PFDA	ND	1.49	5.00	8.00		B8B0129	26-Feb-18	0.125 L	01-Mar-18 00:11	1
MeFOSAA	ND	1.65	5.00	8.00		B8B0129	26-Feb-18	0.125 L	01-Mar-18 00:11	1
PFUnA	ND	1.05	5.00	8.00		B8B0129	26-Feb-18	0.125 L	01-Mar-18 00:11	1
EtFOSAA	ND	1.37	5.00	8.00		B8B0129	26-Feb-18	0.125 L	01-Mar-18 00:11	1
PFDoA	ND	0.792	5.00	8.00		B8B0129	26-Feb-18	0.125 L	01-Mar-18 00:11	1
PFTrDA	ND	0.494	5.00	8.00		B8B0129	26-Feb-18	0.125 L	01-Mar-18 00:11	1
PFTeDA	ND	0.755	5.00	8.00		B8B0129	26-Feb-18	0.125 L	01-Mar-18 00:11	1

Labeled Standards	Type	% Recovery	Limits	Qualifiers	Batch	Extracted	Samp Size	Analyzed	Dilution
13C3-PFBS	IS	119	50 - 150		B8B0129	26-Feb-18	0.125 L	01-Mar-18 00:11	1
13C2-PFHxA	IS	95.0	50 - 150		B8B0129	26-Feb-18	0.125 L	01-Mar-18 00:11	1
13C4-PFHpA	IS	98.6	50 - 150		B8B0129	26-Feb-18	0.125 L	01-Mar-18 00:11	1
18O2-PFHxS	IS	82.5	50 - 150		B8B0129	26-Feb-18	0.125 L	01-Mar-18 00:11	1
13C2-PFOA	IS	76.2	50 - 150		B8B0129	26-Feb-18	0.125 L	01-Mar-18 00:11	1
13C8-PFOS	IS	78.3	50 - 150		B8B0129	26-Feb-18	0.125 L	01-Mar-18 00:11	1
13C5-PFNA	IS	82.0	50 - 150		B8B0129	26-Feb-18	0.125 L	01-Mar-18 00:11	1
13C2-PFDA	IS	63.3	50 - 150		B8B0129	26-Feb-18	0.125 L	01-Mar-18 00:11	1
d3-MeFOSAA	IS	54.9	50 - 150		B8B0129	26-Feb-18	0.125 L	01-Mar-18 00:11	1
13C2-PFUnA	IS	64.5	50 - 150		B8B0129	26-Feb-18	0.125 L	01-Mar-18 00:11	1
d5-EtFOSAA	IS	67.2	50 - 150		B8B0129	26-Feb-18	0.125 L	01-Mar-18 00:11	1
13C2-PFDoA	IS	65.7	50 - 150		B8B0129	26-Feb-18	0.125 L	01-Mar-18 00:11	1
13C2-PFTeDA	IS	75.2	50 - 150		B8B0129	26-Feb-18	0.125 L	01-Mar-18 00:11	1

DL - Detection Limit

LOD - Limit of Detection
LOQ - Limit of quantitation

LCL-UCL- Lower control limit - upper control limit
Results reported to the DL.

When reported, PFHxS, PFOA and PFOS include both linear and branched isomers.
Only the linear isomer is reported for all other analytes.

Sample ID: OPR

Modified EPA Method 537

Client Data				Laboratory Data			
Name:	CH2M Hill	Matrix:	Aqueous	Lab Sample:	B8B0129-BS1	Column:	BEH C18
Project:	695610.05.FLFS						

Analyte	Amt Found (ng/L)	Spike Amt	% Rec	Limits	Qualifiers	Batch	Extracted	Samp Size	Analyzed	Dilution
PFBS	74.2	80.0	92.7	70-130		B8B0129	26-Feb-18	0.125 L	28-Feb-18 23:59	1
PFHxA	83.2	80.0	104	70-130		B8B0129	26-Feb-18	0.125 L	28-Feb-18 23:59	1
PFHpA	90.4	80.0	113	70-130		B8B0129	26-Feb-18	0.125 L	28-Feb-18 23:59	1
PFHxS	70.5	80.0	88.2	70-130	B	B8B0129	26-Feb-18	0.125 L	28-Feb-18 23:59	1
PFOA	92.3	80.0	115	70-130		B8B0129	26-Feb-18	0.125 L	28-Feb-18 23:59	1
PFOS	84.1	80.0	105	70-130		B8B0129	26-Feb-18	0.125 L	28-Feb-18 23:59	1
PFNA	84.3	80.0	105	70-130		B8B0129	26-Feb-18	0.125 L	28-Feb-18 23:59	1
PFDA	79.0	80.0	98.7	70-130		B8B0129	26-Feb-18	0.125 L	28-Feb-18 23:59	1
MeFOSAA	106	80.0	133	70-130	H	B8B0129	26-Feb-18	0.125 L	28-Feb-18 23:59	1
PFOA	81.4	80.0	102	70-130		B8B0129	26-Feb-18	0.125 L	28-Feb-18 23:59	1
EtFOSAA	93.1	80.0	116	70-130		B8B0129	26-Feb-18	0.125 L	28-Feb-18 23:59	1
PFDaA	84.8	80.0	106	70-130		B8B0129	26-Feb-18	0.125 L	28-Feb-18 23:59	1
PFTTrDA	89.8	80.0	112	60-130		B8B0129	26-Feb-18	0.125 L	28-Feb-18 23:59	1
PFTeDA	80.5	80.0	101	70-130		B8B0129	26-Feb-18	0.125 L	28-Feb-18 23:59	1
Labeled Standards	Type		% Rec	Limits	Qualifiers	Batch	Extracted	Samp Size	Analyzed	Dilution
13C3-PFBS	IS		96.5	50- 150		B8B0129	26-Feb-18	0.125 L	28-Feb-18 23:59	1
13C2-PFHxA	IS		78.4	50- 150		B8B0129	26-Feb-18	0.125 L	28-Feb-18 23:59	1
13C4-PFHpA	IS		75.3	50- 150		B8B0129	26-Feb-18	0.125 L	28-Feb-18 23:59	1
18O2-PFHxS	IS		85.9	50- 150		B8B0129	26-Feb-18	0.125 L	28-Feb-18 23:59	1
13C2-PFOA	IS		81.1	50- 150		B8B0129	26-Feb-18	0.125 L	28-Feb-18 23:59	1
13C8-PFOS	IS		87.8	50- 150		B8B0129	26-Feb-18	0.125 L	28-Feb-18 23:59	1
13C5-PFNA	IS		73.3	50- 150		B8B0129	26-Feb-18	0.125 L	28-Feb-18 23:59	1
13C2-PFDA	IS		67.1	50- 150		B8B0129	26-Feb-18	0.125 L	28-Feb-18 23:59	1
d3-MeFOSAA	IS		53.4	50- 150		B8B0129	26-Feb-18	0.125 L	28-Feb-18 23:59	1
13C2-PFOA	IS		60.2	50- 150		B8B0129	26-Feb-18	0.125 L	28-Feb-18 23:59	1
d5-EtFOSAA	IS		64.9	50- 150		B8B0129	26-Feb-18	0.125 L	28-Feb-18 23:59	1
13C2-PFDaA	IS		61.9	50- 150		B8B0129	26-Feb-18	0.125 L	28-Feb-18 23:59	1
13C2-PFTeDA	IS		72.9	50- 150		B8B0129	26-Feb-18	0.125 L	28-Feb-18 23:59	1

Sample ID: WI-A06-MW-06-0218

Modified EPA Method 537

Client Data				Laboratory Data			
Name:	CH2M Hill	Matrix:	Aqueous	Lab Sample:	1800339-01	Column:	BEH C18
Project:	695610.05.FI.FS	Date Collected:	16-Feb-18 14:40	Date Received:	20-Feb-18 09:04		

Analyte	Conc. (ng/L)	DL	LOD	LOQ	Qualifiers	Batch	Extracted	Samp Size	Analyzed	Dilution
PFBS	ND	1.89	5.30	8.44		B8B0129	26-Feb-18	0.118 L	01-Mar-18 04:00	1
PFHxA	ND	2.30	5.30	8.44		B8B0129	26-Feb-18	0.118 L	01-Mar-18 04:00	1
PFHpA	ND	0.624	5.30	8.44		B8B0129	26-Feb-18	0.118 L	01-Mar-18 04:00	1
PFHxS	3.70	0.999	5.30	8.44	J, B	B8B0129	26-Feb-18	0.118 L	01-Mar-18 04:00	1
PFOA	ND	0.687	5.30	8.44		B8B0129	26-Feb-18	0.118 L	01-Mar-18 04:00	1
PFOS	ND	0.852	5.30	8.44		B8B0129	26-Feb-18	0.118 L	01-Mar-18 04:00	1
PFNA	ND	0.855	5.30	8.44		B8B0129	26-Feb-18	0.118 L	01-Mar-18 04:00	1
PFDA	ND	1.57	5.30	8.44		B8B0129	26-Feb-18	0.118 L	01-Mar-18 04:00	1
MeFOSAA	ND	1.74	5.30	8.44		B8B0129	26-Feb-18	0.118 L	01-Mar-18 04:00	1
PFUnA	ND	1.11	5.30	8.44		B8B0129	26-Feb-18	0.118 L	01-Mar-18 04:00	1
EtFOSAA	ND	1.45	5.30	8.44		B8B0129	26-Feb-18	0.118 L	01-Mar-18 04:00	1
PFDoA	ND	0.836	5.30	8.44		B8B0129	26-Feb-18	0.118 L	01-Mar-18 04:00	1
PFTrDA	ND	0.521	5.30	8.44		B8B0129	26-Feb-18	0.118 L	01-Mar-18 04:00	1
PFTeDA	ND	0.797	5.30	8.44		B8B0129	26-Feb-18	0.118 L	01-Mar-18 04:00	1

Labeled Standards	Type	% Recovery	Limits	Qualifiers	Batch	Extracted	Samp Size	Analyzed	Dilution
13C3-PFBS	IS	107	50 - 150		B8B0129	26-Feb-18	0.118 L	01-Mar-18 04:00	1
13C2-PFHxA	IS	82.4	50 - 150		B8B0129	26-Feb-18	0.118 L	01-Mar-18 04:00	1
13C4-PFHpA	IS	89.1	50 - 150		B8B0129	26-Feb-18	0.118 L	01-Mar-18 04:00	1
18O2-PFHxS	IS	71.8	50 - 150		B8B0129	26-Feb-18	0.118 L	01-Mar-18 04:00	1
13C2-PFOA	IS	78.9	50 - 150		B8B0129	26-Feb-18	0.118 L	01-Mar-18 04:00	1
13C8-PFOS	IS	86.1	50 - 150		B8B0129	26-Feb-18	0.118 L	01-Mar-18 04:00	1
13C5-PFNA	IS	73.2	50 - 150		B8B0129	26-Feb-18	0.118 L	01-Mar-18 04:00	1
13C2-PFDA	IS	77.8	50 - 150		B8B0129	26-Feb-18	0.118 L	01-Mar-18 04:00	1
d3-MeFOSAA	IS	84.4	50 - 150		B8B0129	26-Feb-18	0.118 L	01-Mar-18 04:00	1
13C2-PFUnA	IS	82.6	50 - 150		B8B0129	26-Feb-18	0.118 L	01-Mar-18 04:00	1
d5-EtFOSAA	IS	85.6	50 - 150		B8B0129	26-Feb-18	0.118 L	01-Mar-18 04:00	1
13C2-PFDoA	IS	96.8	50 - 150		B8B0129	26-Feb-18	0.118 L	01-Mar-18 04:00	1
13C2-PFTeDA	IS	93.1	50 - 150		B8B0129	26-Feb-18	0.118 L	01-Mar-18 04:00	1

DL - Detection Limit

LOD - Limit of Detection
LOQ - Limit of quantitation

LCL-UCL- Lower control limit - upper control limit
Results reported to the DL.

When reported, PFHxS, PFOA and PFOS include both linear and branched isomers.
Only the linear isomer is reported for all other analytes.

Sample ID: WI-A06-FB01-021618

Modified EPA Method 537

Client Data				Laboratory Data			
Name:	CH2M Hill	Matrix:	Aqueous	Lab Sample:	1800339-02	Column:	BEH C18
Project:	695610.05.FI.FS	Date Collected:	16-Feb-18 14:45	Date Received:	20-Feb-18 09:04		

Analyte	Conc. (ng/L)	DL	LOD	LOQ	Qualifiers	Batch	Extracted	Samp Size	Analyzed	Dilution
PFBS	ND	1.84	5.12	8.22		B8B0129	26-Feb-18	0.122 L	01-Mar-18 04:12	1
PFHxA	ND	2.24	5.12	8.22		B8B0129	26-Feb-18	0.122 L	01-Mar-18 04:12	1
PFHpA	ND	0.607	5.12	8.22		B8B0129	26-Feb-18	0.122 L	01-Mar-18 04:12	1
PFHxS	1.89	0.973	5.12	8.22	J, B	B8B0129	26-Feb-18	0.122 L	01-Mar-18 04:12	1
PFOA	ND	0.669	5.12	8.22		B8B0129	26-Feb-18	0.122 L	01-Mar-18 04:12	1
PFOS	ND	0.829	5.12	8.22		B8B0129	26-Feb-18	0.122 L	01-Mar-18 04:12	1
PFNA	ND	0.832	5.12	8.22		B8B0129	26-Feb-18	0.122 L	01-Mar-18 04:12	1
PFDA	ND	1.53	5.12	8.22		B8B0129	26-Feb-18	0.122 L	01-Mar-18 04:12	1
MeFOSAA	ND	1.70	5.12	8.22		B8B0129	26-Feb-18	0.122 L	01-Mar-18 04:12	1
PFUnA	ND	1.08	5.12	8.22		B8B0129	26-Feb-18	0.122 L	01-Mar-18 04:12	1
EtFOSAA	ND	1.41	5.12	8.22		B8B0129	26-Feb-18	0.122 L	01-Mar-18 04:12	1
PFDoA	ND	0.814	5.12	8.22		B8B0129	26-Feb-18	0.122 L	01-Mar-18 04:12	1
PFTrDA	ND	0.508	5.12	8.22		B8B0129	26-Feb-18	0.122 L	01-Mar-18 04:12	1
PFTeDA	ND	0.776	5.12	8.22		B8B0129	26-Feb-18	0.122 L	01-Mar-18 04:12	1

Labeled Standards	Type	% Recovery	Limits	Qualifiers	Batch	Extracted	Samp Size	Analyzed	Dilution
13C3-PFBS	IS	105	50 - 150		B8B0129	26-Feb-18	0.122 L	01-Mar-18 04:12	1
13C2-PFHxA	IS	90.7	50 - 150		B8B0129	26-Feb-18	0.122 L	01-Mar-18 04:12	1
13C4-PFHpA	IS	94.6	50 - 150		B8B0129	26-Feb-18	0.122 L	01-Mar-18 04:12	1
18O2-PFHxS	IS	78.9	50 - 150		B8B0129	26-Feb-18	0.122 L	01-Mar-18 04:12	1
13C2-PFOA	IS	81.4	50 - 150		B8B0129	26-Feb-18	0.122 L	01-Mar-18 04:12	1
13C8-PFOS	IS	74.2	50 - 150		B8B0129	26-Feb-18	0.122 L	01-Mar-18 04:12	1
13C5-PFNA	IS	71.3	50 - 150		B8B0129	26-Feb-18	0.122 L	01-Mar-18 04:12	1
13C2-PFDA	IS	65.4	50 - 150		B8B0129	26-Feb-18	0.122 L	01-Mar-18 04:12	1
d3-MeFOSAA	IS	58.4	50 - 150		B8B0129	26-Feb-18	0.122 L	01-Mar-18 04:12	1
13C2-PFUnA	IS	73.4	50 - 150		B8B0129	26-Feb-18	0.122 L	01-Mar-18 04:12	1
d5-EtFOSAA	IS	75.6	50 - 150		B8B0129	26-Feb-18	0.122 L	01-Mar-18 04:12	1
13C2-PFDoA	IS	58.4	50 - 150		B8B0129	26-Feb-18	0.122 L	01-Mar-18 04:12	1
13C2-PFTeDA	IS	71.7	50 - 150		B8B0129	26-Feb-18	0.122 L	01-Mar-18 04:12	1

DL - Detection Limit

LOD - Limit of Detection
LOQ - Limit of quantitation

LCL-UCL- Lower control limit - upper control limit
Results reported to the DL.

When reported, PFHxS, PFOA and PFOS include both linear and branched isomers.
Only the linear isomer is reported for all other analytes.

Sample ID: WI-A06-EB01-021618

Modified EPA Method 537

Client Data				Laboratory Data			
Name:	CH2M Hill	Matrix:	Aqueous	Lab Sample:	1800339-03	Column:	BEH C18
Project:	695610.05.FI.FS	Date Collected:	16-Feb-18 16:30	Date Received:	20-Feb-18 09:04		

Analyte	Conc. (ng/L)	DL	LOD	LOQ	Qualifiers	Batch	Extracted	Samp Size	Analyzed	Dilution
PFBS	ND	1.85	5.17	8.25		B8B0129	26-Feb-18	0.121 L	01-Mar-18 04:23	1
PFHxA	ND	2.25	5.17	8.25		B8B0129	26-Feb-18	0.121 L	01-Mar-18 04:23	1
PFHpA	ND	0.609	5.17	8.25		B8B0129	26-Feb-18	0.121 L	01-Mar-18 04:23	1
PFHxS	1.74	0.977	5.17	8.25	J, B	B8B0129	26-Feb-18	0.121 L	01-Mar-18 04:23	1
PFOA	ND	0.671	5.17	8.25		B8B0129	26-Feb-18	0.121 L	01-Mar-18 04:23	1
PFOS	ND	0.832	5.17	8.25		B8B0129	26-Feb-18	0.121 L	01-Mar-18 04:23	1
PFNA	ND	0.835	5.17	8.25		B8B0129	26-Feb-18	0.121 L	01-Mar-18 04:23	1
PFDA	ND	1.54	5.17	8.25		B8B0129	26-Feb-18	0.121 L	01-Mar-18 04:23	1
MeFOSAA	ND	1.70	5.17	8.25		B8B0129	26-Feb-18	0.121 L	01-Mar-18 04:23	1
PFUnA	ND	1.08	5.17	8.25		B8B0129	26-Feb-18	0.121 L	01-Mar-18 04:23	1
EtFOSAA	ND	1.41	5.17	8.25		B8B0129	26-Feb-18	0.121 L	01-Mar-18 04:23	1
PFDoA	ND	0.817	5.17	8.25		B8B0129	26-Feb-18	0.121 L	01-Mar-18 04:23	1
PFTrDA	ND	0.509	5.17	8.25		B8B0129	26-Feb-18	0.121 L	01-Mar-18 04:23	1
PFTeDA	ND	0.779	5.17	8.25		B8B0129	26-Feb-18	0.121 L	01-Mar-18 04:23	1

Labeled Standards	Type	% Recovery	Limits	Qualifiers	Batch	Extracted	Samp Size	Analyzed	Dilution
13C3-PFBS	IS	117	50 - 150		B8B0129	26-Feb-18	0.121 L	01-Mar-18 04:23	1
13C2-PFHxA	IS	87.8	50 - 150		B8B0129	26-Feb-18	0.121 L	01-Mar-18 04:23	1
13C4-PFHpA	IS	96.5	50 - 150		B8B0129	26-Feb-18	0.121 L	01-Mar-18 04:23	1
18O2-PFHxS	IS	83.9	50 - 150		B8B0129	26-Feb-18	0.121 L	01-Mar-18 04:23	1
13C2-PFOA	IS	80.6	50 - 150		B8B0129	26-Feb-18	0.121 L	01-Mar-18 04:23	1
13C8-PFOS	IS	72.6	50 - 150		B8B0129	26-Feb-18	0.121 L	01-Mar-18 04:23	1
13C5-PFNA	IS	64.8	50 - 150		B8B0129	26-Feb-18	0.121 L	01-Mar-18 04:23	1
13C2-PFDA	IS	68.6	50 - 150		B8B0129	26-Feb-18	0.121 L	01-Mar-18 04:23	1
d3-MeFOSAA	IS	74.9	50 - 150		B8B0129	26-Feb-18	0.121 L	01-Mar-18 04:23	1
13C2-PFUnA	IS	81.2	50 - 150		B8B0129	26-Feb-18	0.121 L	01-Mar-18 04:23	1
d5-EtFOSAA	IS	78.7	50 - 150		B8B0129	26-Feb-18	0.121 L	01-Mar-18 04:23	1
13C2-PFDoA	IS	76.3	50 - 150		B8B0129	26-Feb-18	0.121 L	01-Mar-18 04:23	1
13C2-PFTeDA	IS	72.4	50 - 150		B8B0129	26-Feb-18	0.121 L	01-Mar-18 04:23	1

DL - Detection Limit

LOD - Limit of Detection
LOQ - Limit of quantitation

LCL-UCL- Lower control limit - upper control limit
Results reported to the DL.

When reported, PFHxS, PFOA and PFOS include both linear and branched isomers.
Only the linear isomer is reported for all other analytes.

Sample ID: WI-A06-S-01-0218

Modified EPA Method 537

Client Data				Laboratory Data			
Name:	CH2M Hill	Matrix:	Aqueous	Lab Sample:	1800339-04	Column:	BEH C18
Project:	695610.05.FI.FS	Date Collected:	19-Feb-18 12:00	Date Received:	20-Feb-18 09:04		

Analyte	Conc. (ng/L)	DL	LOD	LOQ	Qualifiers	Batch	Extracted	Samp Size	Analyzed	Dilution
PFBS	ND	1.84	5.17	8.24		B8B0129	26-Feb-18	0.121 L	01-Mar-18 04:35	1
PFHxA	ND	2.24	5.17	8.24		B8B0129	26-Feb-18	0.121 L	01-Mar-18 04:35	1
PFHpA	ND	0.608	5.17	8.24		B8B0129	26-Feb-18	0.121 L	01-Mar-18 04:35	1
PFHxS	1.71	0.975	5.17	8.24	J, B	B8B0129	26-Feb-18	0.121 L	01-Mar-18 04:35	1
PFOA	ND	0.670	5.17	8.24		B8B0129	26-Feb-18	0.121 L	01-Mar-18 04:35	1
PFOS	ND	0.831	5.17	8.24		B8B0129	26-Feb-18	0.121 L	01-Mar-18 04:35	1
PFNA	ND	0.834	5.17	8.24		B8B0129	26-Feb-18	0.121 L	01-Mar-18 04:35	1
PFDA	ND	1.53	5.17	8.24		B8B0129	26-Feb-18	0.121 L	01-Mar-18 04:35	1
MeFOSAA	ND	1.70	5.17	8.24		B8B0129	26-Feb-18	0.121 L	01-Mar-18 04:35	1
PFUnA	ND	1.08	5.17	8.24		B8B0129	26-Feb-18	0.121 L	01-Mar-18 04:35	1
EtFOSAA	ND	1.41	5.17	8.24		B8B0129	26-Feb-18	0.121 L	01-Mar-18 04:35	1
PFDoA	ND	0.815	5.17	8.24		B8B0129	26-Feb-18	0.121 L	01-Mar-18 04:35	1
PFTrDA	ND	0.509	5.17	8.24		B8B0129	26-Feb-18	0.121 L	01-Mar-18 04:35	1
PFTeDA	ND	0.777	5.17	8.24		B8B0129	26-Feb-18	0.121 L	01-Mar-18 04:35	1

Labeled Standards	Type	% Recovery	Limits	Qualifiers	Batch	Extracted	Samp Size	Analyzed	Dilution
13C3-PFBS	IS	107	50 - 150		B8B0129	26-Feb-18	0.121 L	01-Mar-18 04:35	1
13C2-PFHxA	IS	89.5	50 - 150		B8B0129	26-Feb-18	0.121 L	01-Mar-18 04:35	1
13C4-PFHpA	IS	82.8	50 - 150		B8B0129	26-Feb-18	0.121 L	01-Mar-18 04:35	1
18O2-PFHxS	IS	80.7	50 - 150		B8B0129	26-Feb-18	0.121 L	01-Mar-18 04:35	1
13C2-PFOA	IS	77.0	50 - 150		B8B0129	26-Feb-18	0.121 L	01-Mar-18 04:35	1
13C8-PFOS	IS	70.6	50 - 150		B8B0129	26-Feb-18	0.121 L	01-Mar-18 04:35	1
13C5-PFNA	IS	82.0	50 - 150		B8B0129	26-Feb-18	0.121 L	01-Mar-18 04:35	1
13C2-PFDA	IS	68.7	50 - 150		B8B0129	26-Feb-18	0.121 L	01-Mar-18 04:35	1
d3-MeFOSAA	IS	75.4	50 - 150		B8B0129	26-Feb-18	0.121 L	01-Mar-18 04:35	1
13C2-PFUnA	IS	80.9	50 - 150		B8B0129	26-Feb-18	0.121 L	01-Mar-18 04:35	1
d5-EtFOSAA	IS	92.3	50 - 150		B8B0129	26-Feb-18	0.121 L	01-Mar-18 04:35	1
13C2-PFDoA	IS	78.6	50 - 150		B8B0129	26-Feb-18	0.121 L	01-Mar-18 04:35	1
13C2-PFTeDA	IS	87.3	50 - 150		B8B0129	26-Feb-18	0.121 L	01-Mar-18 04:35	1

DL - Detection Limit

LOD - Limit of Detection
LOQ - Limit of quantitation

LCL-UCL- Lower control limit - upper control limit
Results reported to the DL.

When reported, PFHxS, PFOA and PFOS include both linear and branched isomers.
Only the linear isomer is reported for all other analytes.

Matrix Spike Results

Modified EPA Method 537

Source Client ID: WI-A06-S-01-0218	QC Batch: B8B0129	Lab Sample: B8B0129-MS1/B8B0129-MSD1
Source LabNumber: 1800339-04	Date Extracted: 26-Feb-2018 9:23	Date Analyzed: 01-Mar-18 00:22 Column: BEH C18
Matrix: Aqueous		01-Mar-18 00:34 Column: BEH C18
Sample Size: 0.120/0.121 L		

Analyte	Spike-MS (ng/L)	MS %R	MS Qual.	Spike-MSD (ng/L)	MSD %R	MSD RPD	MSD Qual.	%R Limit	%RPD Limit	Labeled Standard	MS %R	MS Qualifiers	MSD %R	MS Qual.
PFBS	83.6	103		82.3	106	3.06		70 - 130	30	IS 13C3-PFBS	117		146	
PFHxA	83.6	105		82.3	109	3.53		70 - 130	30	IS 13C2-PFHxA	84.3		89.0	
PFHpA	83.6	106		82.3	114	7.42		70 - 130	30	IS 13C4-PFHpA	91.0		88.9	
PFHxS	83.6	73.9	B	82.3	88.2	17.6	B	70 - 130	30	IS 18O2-PFHxS	89.6		97.4	
PFOA	83.6	94.8		82.3	106	10.8		70 - 130	30	IS 13C2-PFOA	84.6		79.9	
PFOS	83.6	111		82.3	119	6.90		70 - 130	30	IS 13C8-PFOS	89.8		79.4	
PFNA	83.6	109		82.3	111	1.61		70 - 130	30	IS 13C5-PFNA	75.3		80.9	
PFDA	83.6	110		82.3	105	4.58		70 - 130	30	IS 13C2-PFDA	67.3		81.1	
MeFOSAA	83.6	114		82.3	106	7.28		70 - 130	30	IS d3-MeFOSAA	67.4		75.3	
PFUnA	83.6	117		82.3	101	14.7		70 - 130	30	IS 13C2-PFUnA	67.0		76.5	
EtFOSAA	83.6	111		82.3	129	15.2		70 - 130	30	IS d5-EtFOSAA	74.2		68.2	
PFDoA	83.6	101		82.3	133	27.1		70 - 130	30	IS 13C2-PFDoA	71.1		65.2	
PFTTrDA	83.6	115		82.3	120	4.07		60 - 130	30	IS 13C2-PFTTrDA	85.3		88.3	
PFTeDA	83.6	106		82.3	102	4.17		70 - 130	30					

When reported, PFBS, PFHxS, PFOA and PFOS include both linear and branched isomers. Only the linear isomer is reported for all other analytes.

Sample ID: WI-A06-S-01P-0218

Modified EPA Method 537

Client Data				Laboratory Data			
Name:	CH2M Hill	Matrix:	Aqueous	Lab Sample:	1800339-05	Column:	BEH C18
Project:	695610.05.FI.FS	Date Collected:	19-Feb-18 12:10	Date Received:	20-Feb-18 09:04		

Analyte	Conc. (ng/L)	DL	LOD	LOQ	Qualifiers	Batch	Extracted	Samp Size	Analyzed	Dilution
PFBS	ND	1.84	5.12	8.21		B8B0129	26-Feb-18	0.122 L	01-Mar-18 04:46	1
PFHxA	ND	2.24	5.12	8.21		B8B0129	26-Feb-18	0.122 L	01-Mar-18 04:46	1
PFHpA	ND	0.606	5.12	8.21		B8B0129	26-Feb-18	0.122 L	01-Mar-18 04:46	1
PFHxS	2.14	0.972	5.12	8.21	J, B	B8B0129	26-Feb-18	0.122 L	01-Mar-18 04:46	1
PFOA	ND	0.668	5.12	8.21		B8B0129	26-Feb-18	0.122 L	01-Mar-18 04:46	1
PFOS	ND	0.828	5.12	8.21		B8B0129	26-Feb-18	0.122 L	01-Mar-18 04:46	1
PFNA	ND	0.831	5.12	8.21		B8B0129	26-Feb-18	0.122 L	01-Mar-18 04:46	1
PFDA	ND	1.53	5.12	8.21		B8B0129	26-Feb-18	0.122 L	01-Mar-18 04:46	1
MeFOSAA	ND	1.69	5.12	8.21		B8B0129	26-Feb-18	0.122 L	01-Mar-18 04:46	1
PFUnA	ND	1.08	5.12	8.21		B8B0129	26-Feb-18	0.122 L	01-Mar-18 04:46	1
EtFOSAA	ND	1.41	5.12	8.21		B8B0129	26-Feb-18	0.122 L	01-Mar-18 04:46	1
PFDoA	ND	0.813	5.12	8.21		B8B0129	26-Feb-18	0.122 L	01-Mar-18 04:46	1
PFTrDA	ND	0.507	5.12	8.21		B8B0129	26-Feb-18	0.122 L	01-Mar-18 04:46	1
PFTeDA	ND	0.775	5.12	8.21		B8B0129	26-Feb-18	0.122 L	01-Mar-18 04:46	1

Labeled Standards	Type	% Recovery	Limits	Qualifiers	Batch	Extracted	Samp Size	Analyzed	Dilution
13C3-PFBS	IS	127	50 - 150		B8B0129	26-Feb-18	0.122 L	01-Mar-18 04:46	1
13C2-PFHxA	IS	97.2	50 - 150		B8B0129	26-Feb-18	0.122 L	01-Mar-18 04:46	1
13C4-PFHpA	IS	115	50 - 150		B8B0129	26-Feb-18	0.122 L	01-Mar-18 04:46	1
18O2-PFHxS	IS	95.5	50 - 150		B8B0129	26-Feb-18	0.122 L	01-Mar-18 04:46	1
13C2-PFOA	IS	89.4	50 - 150		B8B0129	26-Feb-18	0.122 L	01-Mar-18 04:46	1
13C8-PFOS	IS	85.1	50 - 150		B8B0129	26-Feb-18	0.122 L	01-Mar-18 04:46	1
13C5-PFNA	IS	79.2	50 - 150		B8B0129	26-Feb-18	0.122 L	01-Mar-18 04:46	1
13C2-PFDA	IS	70.5	50 - 150		B8B0129	26-Feb-18	0.122 L	01-Mar-18 04:46	1
d3-MeFOSAA	IS	68.3	50 - 150		B8B0129	26-Feb-18	0.122 L	01-Mar-18 04:46	1
13C2-PFUnA	IS	80.8	50 - 150		B8B0129	26-Feb-18	0.122 L	01-Mar-18 04:46	1
d5-EtFOSAA	IS	77.0	50 - 150		B8B0129	26-Feb-18	0.122 L	01-Mar-18 04:46	1
13C2-PFDoA	IS	72.0	50 - 150		B8B0129	26-Feb-18	0.122 L	01-Mar-18 04:46	1
13C2-PFTeDA	IS	102	50 - 150		B8B0129	26-Feb-18	0.122 L	01-Mar-18 04:46	1

DL - Detection Limit

LOD - Limit of Detection
LOQ - Limit of quantitation

LCL-UCL- Lower control limit - upper control limit
Results reported to the DL.

When reported, PFHxS, PFOA and PFOS include both linear and branched isomers.
Only the linear isomer is reported for all other analytes.

Sample ID: WI-A06-FB01-021918

Modified EPA Method 537

Client Data				Laboratory Data			
Name:	CH2M Hill	Matrix:	Aqueous	Lab Sample:	1800339-06	Column:	BEH C18
Project:	695610.05.FI.FS	Date Collected:	19-Feb-18 13:00	Date Received:	20-Feb-18 09:04		

Analyte	Conc. (ng/L)	DL	LOD	LOQ	Qualifiers	Batch	Extracted	Samp Size	Analyzed	Dilution
PFBS	ND	1.83	5.12	8.18		B8B0129	26-Feb-18	0.122 L	01-Mar-18 04:58	1
PFHxA	ND	2.23	5.12	8.18		B8B0129	26-Feb-18	0.122 L	01-Mar-18 04:58	1
PFHpA	ND	0.604	5.12	8.18		B8B0129	26-Feb-18	0.122 L	01-Mar-18 04:58	1
PFHxS	ND	0.969	5.12	8.18		B8B0129	26-Feb-18	0.122 L	01-Mar-18 04:58	1
PFOA	ND	0.666	5.12	8.18		B8B0129	26-Feb-18	0.122 L	01-Mar-18 04:58	1
PFOS	ND	0.825	5.12	8.18		B8B0129	26-Feb-18	0.122 L	01-Mar-18 04:58	1
PFNA	ND	0.828	5.12	8.18		B8B0129	26-Feb-18	0.122 L	01-Mar-18 04:58	1
PFDA	ND	1.52	5.12	8.18		B8B0129	26-Feb-18	0.122 L	01-Mar-18 04:58	1
MeFOSAA	ND	1.69	5.12	8.18		B8B0129	26-Feb-18	0.122 L	01-Mar-18 04:58	1
PFUnA	ND	1.07	5.12	8.18		B8B0129	26-Feb-18	0.122 L	01-Mar-18 04:58	1
EtFOSAA	ND	1.40	5.12	8.18		B8B0129	26-Feb-18	0.122 L	01-Mar-18 04:58	1
PFDoA	ND	0.810	5.12	8.18		B8B0129	26-Feb-18	0.122 L	01-Mar-18 04:58	1
PFTrDA	ND	0.505	5.12	8.18		B8B0129	26-Feb-18	0.122 L	01-Mar-18 04:58	1
PFTeDA	ND	0.772	5.12	8.18		B8B0129	26-Feb-18	0.122 L	01-Mar-18 04:58	1

Labeled Standards	Type	% Recovery	Limits	Qualifiers	Batch	Extracted	Samp Size	Analyzed	Dilution
13C3-PFBS	IS	98.1	50 - 150		B8B0129	26-Feb-18	0.122 L	01-Mar-18 04:58	1
13C2-PFHxA	IS	84.2	50 - 150		B8B0129	26-Feb-18	0.122 L	01-Mar-18 04:58	1
13C4-PFHpA	IS	81.1	50 - 150		B8B0129	26-Feb-18	0.122 L	01-Mar-18 04:58	1
18O2-PFHxS	IS	84.3	50 - 150		B8B0129	26-Feb-18	0.122 L	01-Mar-18 04:58	1
13C2-PFOA	IS	82.5	50 - 150		B8B0129	26-Feb-18	0.122 L	01-Mar-18 04:58	1
13C8-PFOS	IS	85.8	50 - 150		B8B0129	26-Feb-18	0.122 L	01-Mar-18 04:58	1
13C5-PFNA	IS	70.3	50 - 150		B8B0129	26-Feb-18	0.122 L	01-Mar-18 04:58	1
13C2-PFDA	IS	57.4	50 - 150		B8B0129	26-Feb-18	0.122 L	01-Mar-18 04:58	1
d3-MeFOSAA	IS	49.5	50 - 150	H	B8B0129	26-Feb-18	0.122 L	01-Mar-18 04:58	1
13C2-PFUnA	IS	52.1	50 - 150		B8B0129	26-Feb-18	0.122 L	01-Mar-18 04:58	1
d5-EtFOSAA	IS	60.0	50 - 150		B8B0129	26-Feb-18	0.122 L	01-Mar-18 04:58	1
13C2-PFDoA	IS	67.3	50 - 150		B8B0129	26-Feb-18	0.122 L	01-Mar-18 04:58	1
13C2-PFTeDA	IS	74.0	50 - 150		B8B0129	26-Feb-18	0.122 L	01-Mar-18 04:58	1

DL - Detection Limit

LOD - Limit of Detection
LOQ - Limit of quantitation

LCL-UCL- Lower control limit - upper control limit
Results reported to the DL.

When reported, PFHxS, PFOA and PFOS include both linear and branched isomers.
Only the linear isomer is reported for all other analytes.

DATA QUALIFIERS & ABBREVIATIONS

B	This compound was also detected in the method blank.
D	Dilution
E	The associated compound concentration exceeded the calibration range of the instrument.
H	Recovery and/or RPD was outside laboratory acceptance limits.
I	Chemical Interference
J	The amount detected is below the Reporting Limit/LOQ.
M	Estimated Maximum Possible Concentration. (CA Region 2 projects only)
*	See Cover Letter
Conc.	Concentration
NA	Not applicable
ND	Not Detected
TEQ	Toxic Equivalency
U	Not Detected (specific projects only)

Unless otherwise noted, solid sample results are reported in dry weight. Tissue samples are reported in wet weight.

CERTIFICATIONS

Accrediting Authority	Certificate Number
Alaska Department of Environmental Conservation	17-013
Arkansas Department of Environmental Quality	17-015-0
California Department of Health – ELAP	2892
DoD ELAP - A2LA Accredited - ISO/IEC 17025:2005	3091.01
Florida Department of Health	E87777-18
Hawaii Department of Health	N/A
Louisiana Department of Environmental Quality	01977
Maine Department of Health	2016026
Minnesota Department of Health	1322288
New Hampshire Environmental Accreditation Program	207717
New Jersey Department of Environmental Protection	CA003
New York Department of Health	11411
Oregon Laboratory Accreditation Program	4042-008
Pennsylvania Department of Environmental Protection	014
Texas Commission on Environmental Quality	T104704189-17-8
Virginia Department of General Services	9077
Washington Department of Ecology	C584
Wisconsin Department of Natural Resources	998036160

Current certificates and lists of licensed parameters are located in the Quality Assurance office and are available upon request.



CHAIN OF CUSTODY

For Laboratory Use Only
 Work Order #: 1800339 Temp: 2.5 °C
 Storage ID: WR-2 Storage Secured: Yes No

Project ID: 695610.05.FI.FS PO#: CTD-4041 Sampler: J. Ulrich
 (name)

TAT Standard: 21 days
 (check one): Rush (surcharge may apply)
 14 days 7 days Specify: 10 DAYS

Invoice to: Name REBECCA MACO CH2M Company CH2M Address 1100 112th AVE Ste 500 City Belleme State WA Ph# (425) 698-9394 Fax#

Relinquished by (printed name and signature) David Butler David Butler Date 2/19/18 Time 1500 Received by (printed name and signature) Marissa Sparks MS Sparks Date 02/20/18 Time 0915

SHIP TO: Vista Analytical Laboratory
 1104 Windfield Way
 El Dorado Hills, CA 95762
 (916) 673-1520 * Fax (916) 673-0106
 ATTN: _____
 Method of Shipment: FedEx
 Tracking No.: _____

Sample ID	Date	Time	Location/Sample Description	Add Analysis(es) Requested										Comments		
				Quantity	Type	Matrix	PFOM/PFOS	UCMR3 PFAS List: 6	537 List: 14	Full List of 26	Other: Please List Below	Mod. EPA Method 537	EPA Method 537(DW only)			
WI-AD6-MW-06-0218	2/16/18	1440		2	P	AQ			2							
WI-AD6-FB01-021618	2/16/18	1445		2	P	AQ			2							
WI-AD6-FB01-021618	2/16/18	1630		2	P	AQ			2							
WI-AD6-5-01-0218	2/19/18	1200		2	P	AQ			2							
WI-AD6-5-01-0218	2/19/18	1210		2	P	AQ			2							
WI-AD6-5-01-0218-M9	2/19/18	1200		2	P	AQ			2							
WI-AD6-5-01-0218-M5D	2/19/18	1200		2	P	AQ			2							
WI-AD6-FB01-021918	2/19/18	1300		2	P	AQ			2							

Special Instructions/Comments: _____

SEND DOCUMENTATION AND RESULTS TO:

Name: TIFFANY HILL
 Company: CH2M
 Address: 1100 NEECIRCLE BLVD STE. 300
 City: Corvallis State: OR Zip: 97330
 Phone: (541) 768-3109 Fax: _____
 Email: Tiffany.hill@ch2m.com

Container Types: P= HDPE, PJ= HDPE Jar
 Bottle Preservation Type: T = Thiosulfate, TZ = Trizma:
 Matrix Types: AQ = Aqueous, DW = Drinking Water, EF = Effluent, PP = Pulp/Paper, SD = Sediment, SL = Sludge, SO = Soil, WW = Wastewater, B = Blood/Serum, O = Other:

Sample Log-in Checklist

 Vista Work Order #: 1800339 TAT 10 days

Samples Arrival:	Date/Time: 02/20/18 0904	Initials: WJS	Location: WR-2
			Shelf/Rack: N/A
Logged In:	Date/Time: 02/20/18 0953	Initials: WJS	Location: WR-2
			Shelf/Rack: E-3
Delivered By:	<input checked="" type="checkbox"/> FedEx	<input type="checkbox"/> UPS	<input type="checkbox"/> On Trac
		<input type="checkbox"/> GSO	<input type="checkbox"/> DHL
		<input type="checkbox"/> Hand Delivered	<input type="checkbox"/> Other
Preservation:	<input checked="" type="checkbox"/> Ice	<input type="checkbox"/> Blue Ice	<input type="checkbox"/> Dry Ice
	<input type="checkbox"/> None		
Temp °C: 2.6 (uncorrected)	Time: 0914	Probe used: Yes <input type="checkbox"/> No <input checked="" type="checkbox"/>	Thermometer ID: IR-4
Temp °C: 2.5 (corrected)			

	YES	NO	NA
Adequate Sample Volume Received?	✓		
Holding Time Acceptable?	✓		
Shipping Container(s) Intact?	✓		
Shipping Custody Seals Intact?			✓
Shipping Documentation Present?	✓		
Airbill	✓		
Trk #			
7897 9718 6379			
Sample Container Intact?	✓		
Sample Custody Seals Intact?			✓
Chain of Custody / Sample Documentation Present?	✓		
COC Anomaly/Sample Acceptance Form completed?		✓	✓
If Chlorinated or Drinking Water Samples, Acceptable Preservation?			✓
Preservation Documented:	<input type="checkbox"/> Na ₂ S ₂ O ₃	<input type="checkbox"/> Trizma	<input checked="" type="checkbox"/> None
	<input checked="" type="checkbox"/> Yes	<input type="checkbox"/> No	NA
Shipping Container	<input checked="" type="checkbox"/> Vista	<input type="checkbox"/> Client	<input checked="" type="checkbox"/> Retain
	<input type="checkbox"/> Return	<input type="checkbox"/> Dispose	

Comments:

EXTRACTION INFORMATION

Process Sheet
 Workorder: **1800339**

PRIORITY

Prep Expiration: 2018-Mar-02
 Client: CH2M Hill

Workorder Due: **02-Mar-18 00:00**

TAT: 10

Method: **537M PFAS DOD (LOQ as mRL)**
 Matrix: **Aqueous**

RUSH

Prep Batch: B8B0129

Version: 537 (14 Analyte)
 DoD: **DoD QSM 5.1**

Prep Data Entered: 02/27/18 MA
Date and Initials

Initial Sequence: S030005

LabSampleID	A/B	Prep Rec	Spike Rec	ClientSampleID	Comments	Location	Container
1800339-01	A	<input checked="" type="checkbox"/>	<input checked="" type="checkbox"/>	WI-A06-MW-06-0218		WR-2 E-3	HDPE Bottle, 125 mL
1800339-02	J	<input checked="" type="checkbox"/>	<input checked="" type="checkbox"/>	WI-A06-FB01-021618		WR-2 E-3	HDPE Bottle, 125 mL
1800339-03	J	<input checked="" type="checkbox"/>	<input checked="" type="checkbox"/>	WI-A06-EB01-021618		WR-2 E-3	HDPE Bottle, 125 mL
1800339-04	A,RC	<input checked="" type="checkbox"/>	<input checked="" type="checkbox"/>	WI-A06-S-01-0218	MS/MSD	WR-2 E-3	HDPE Bottle, 125 mL
1800339-05	A	<input checked="" type="checkbox"/>	<input checked="" type="checkbox"/>	WI-A06-S-01P-0218		WR-2 E-3	HDPE Bottle, 125 mL
1800339-06	J	<input checked="" type="checkbox"/>	<input checked="" type="checkbox"/>	WI-A06-FB01-021918		WR-2 E-3	HDPE Bottle, 125 mL

Pre-Prep Check Out: FR 2-23-18
 Pre-Prep Check In: NA

Prep Check Out: NA
 Prep Check In: NA

Prep Reconciled Inits/Date: FR 2-23-18
 Spike Reconciled Inits/Date: HN 2/26/18
 VialBoxID: Still SPE

PREPARATION BENCH SHEET

Matrix: Aqueous

Method: 537M PFAS DOD (LOQ as mRL)

B8B0129

Chemist: HN

Prep Date/Time: 21 Feb-18 08:26

2/26/18 9:23

HN 2/26/18

Prepared using: LCMS - SPE Extraction-LCMS

		Date/Initials: <u>2-23-18 FR</u>				BalanceID: <u>HRMS-8</u>						
Cen	VISTA Sample ID	pH Before	pH After	Chlorine (Cl)	Drops HCl Added	Bottle + Sample (g)	Bottle Only (g)	Sample Amt. (L)	IS/NS CHEM/WIT DATE	SPE	RS CHEM/WIT DATE	
<input type="checkbox"/>	B8B0129-BLK1 <u>(A)</u>	5	2	0	3	NA	NA	(0.125) ✓	HN FR 2/26/18	FR 2/26/18	HN FR 2-26-18	
<input type="checkbox"/>	B8B0129-BS1 <u>↓</u>	5	2	0	3	↓	↓	(0.125) ✓				
<input type="checkbox"/>	B8B0129-MS1 1800339-04	6	2	0	3	146.61	26.99	0.11962 ✓				
<input type="checkbox"/>	B8B0129-MSD1 1800339-04	6	2	0	3	148.45	27.00	0.12145 ✓				
<input checked="" type="checkbox"/>	1800332-01	4	2	0	2	143.06	27.05	0.11601				
<input checked="" type="checkbox"/>	1800332-02	5	2	0	2	148.11	27.01	0.12110				
<input type="checkbox"/>	1800332-03	6	2	0	3	149.00	26.96	0.12204				
<input type="checkbox"/>	1800332-04	4	2	0	2	147.81	27.01	0.12080				
<input checked="" type="checkbox"/>	1800332-05	4	2	0	2	147.61	26.98	0.12063				
<input checked="" type="checkbox"/>	1800332-06	5	2	0	2	145.88	27.02	0.11886				
<input type="checkbox"/>	1800332-07	6	2	0	3	145.65	27.06	0.11859				
<input type="checkbox"/>	1800332-08	5	2	0	2	144.91	27.07	0.11784				
<input type="checkbox"/>	1800332-09	6	2	0	2	146.76	27.00	0.11976				
<input type="checkbox"/>	1800332-10	6	2	0	2	148.94	26.95	0.12199				
<input type="checkbox"/>	1800332-11	5	2	0	2	147.29	26.77	0.12052				
<input type="checkbox"/>	1800332-12	5	2	0	2	147.65	26.98	0.12067	✓	↓	↓	

IS: 17L2601, 10_μL (V1)
 IS SUP: NA
 NS: 17L2103, 10_μL (V3)
 RS: 17L2332, 10_μL (M)

SPE Chem: Strata X-AW 33_μm ^{200mg}/_{10mL}
 Ele SOLV: 0.5% NH₄OH in MeOH/MeOH
 Final Volume(s) 1mL

Notes: (A) 0.625 g Trizma added FR 2-23-18

Comments: Assume 1 g = 1 mL
 Cen = Centrifuged

PREPARATION BENCH SHEET

Matrix: Aqueous

Method: 537M PFAS DOD (LOQ as mRL)

B8B0129

Chemist: HN

Prep Date/Time: ~~21 Feb 18 08:26~~
 2/26/18 9:23
 HN 2/26/18

Prepared using: LCMS - SPE Extraction-LCMS

		Date/Initials: <u>2-23-18 FR</u>				BalanceID: <u>HRMS-8</u>					
Cen	VISTA Sample ID	pH Before	pH After	Chlorine (Cl)	Drops HCl Added	Bottle + Sample (g)	Bottle Only (g)	Sample Amt. (L)	IS/NS CHEM/WIT DATE	SPE	RS CHEM/WIT DATE
<input type="checkbox"/>	1800337-01	6	2	0	7	147.63	26.58	0.12105	HN FR 2/26/18	FR 2-26-18	FR 2-26-18
<input type="checkbox"/>	1800338-01	6	2	0	2	148.93	26.68	0.12225	↓	↓	↓
<input type="checkbox"/>	1800339-01	6	2	0	3	145.51	27.05	0.11846 ✓	↓	↓	↓
<input type="checkbox"/>	1800339-02	4	2	0	2	148.56	26.91	0.12165 ✓	↓	↓	↓
<input type="checkbox"/>	1800339-03	4	2	0	2	148.05	26.84	0.12121 ✓	↓	↓	↓
<input type="checkbox"/>	1800339-04	6	2	0	3	148.48	27.05	0.12143 ✓	↓	↓	↓
<input type="checkbox"/>	1800339-05	6	2	0	3	148.84	27.00	0.12184 ✓	↓	↓	↓
<input type="checkbox"/>	1800339-06	4	2	0	2	149.20	26.98	0.12222 ✓	↓	↓	↓

IS: <u>17L2601, 10 mL (V1)</u> IS SUP: <u>NR</u> NS: <u>17L2103, 10 mL (V3)</u> RS: <u>17L2332, 10 µL (M)</u>	SPE Chem: <u>Strata X-AW 33µm 200mg/mL</u> Ele SOLV: <u>0.5% NH4OH in MeOH/MeOH</u> Final Volume(s) <u>1 mL</u>	Notes:
--	---	--------

Comments: Assume 1 g = 1 mL
 Cen = Centrifuged

LabNumber	WetWeight (Initial)	% Solids (Extraction Solids)	DryWeight	Final	Extracted	Ext By	Spike	SpikeAmount	ClientMatrix	Analysis
1800332-01	0.11601 ✓	NA	NA	1000	26-Feb-18 09:23	HN			Aqueous	537M PFAS DOD (LOQ as
1800332-02	0.1211 ✓			1000	26-Feb-18 09:23	HN			Aqueous	537M PFAS DOD (LOQ as
1800332-03	0.12204 ✓			1000	26-Feb-18 09:23	HN			Aqueous	537M PFAS DOD (LOQ as
1800332-04	0.1208 ✓			1000	26-Feb-18 09:23	HN			Aqueous	537M PFAS DOD (LOQ as
1800332-05	0.12063 ✓			1000	26-Feb-18 09:23	HN			Aqueous	537M PFAS DOD (LOQ as
1800332-06	0.11886 ✓			1000	26-Feb-18 09:23	HN			Aqueous	537M PFAS DOD (LOQ as
1800332-07	0.11859 ✓			1000	26-Feb-18 09:23	HN			Aqueous	537M PFAS DOD (LOQ as
1800332-08	0.11784 ✓			1000	26-Feb-18 09:23	HN			Aqueous	537M PFAS DOD (LOQ as
1800332-09	0.11976 ✓			1000	26-Feb-18 09:23	HN			Aqueous	537M PFAS DOD (LOQ as
1800332-10	0.12199 ✓			1000	26-Feb-18 09:23	HN			Aqueous	537M PFAS DOD (LOQ as
1800332-11	0.12052 ✓			1000	26-Feb-18 09:23	HN			Aqueous	537M PFAS DOD (LOQ as
1800332-12	0.12067 ✓			1000	26-Feb-18 09:23	HN			Aqueous	537M PFAS DOD (LOQ as
1800337-01	0.12105 ✓			1000	26-Feb-18 09:23	HN			Potable Water	537M PFAS DOD (LOQ as
1800338-01	0.12225 ✓			1000	26-Feb-18 09:23	HN			QC Water	537M PFAS DOD (LOQ as
1800339-01	0.11846 ✓			1000	26-Feb-18 09:23	HN			Aqueous	537M PFAS DOD (LOQ as
1800339-02	0.12165 ✓			1000	26-Feb-18 09:23	HN			Aqueous	537M PFAS DOD (LOQ as
1800339-03	0.12121 ✓			1000	26-Feb-18 09:23	HN			Aqueous	537M PFAS DOD (LOQ as
1800339-04	0.12143 ✓			1000	26-Feb-18 09:23	HN			Aqueous	537M PFAS DOD (LOQ as
1800339-05	0.12184 ✓			1000	26-Feb-18 09:23	HN			Aqueous	537M PFAS DOD (LOQ as
1800339-06	0.12222 ✓			1000	26-Feb-18 09:23	HN			Aqueous	537M PFAS DOD (LOQ as
B8B0129-BLK1	0.125 ✓			1000	26-Feb-18 09:23	HN				QC
B8B0129-BS1	0.125 ✓			1000	26-Feb-18 09:23	HN	17L2103 ✓	10 ✓		QC
B8B0129-MS1	0.11962 ✓			1000	26-Feb-18 09:23	HN	17L2103 ✓	10 ✓		QC
B8B0129-MSD1	0.12145 ✓			1000	26-Feb-18 09:23	HN	17L2103 ✓	10 ✓		QC

✓ MA 02/27/18

SAMPLE DATA – MODIFIED EPA METHOD 537

Dataset: F:\Projects\PFAS.PRO\Results\180228M1\180228M1-20.qld

Last Altered: Friday, March 02, 2018 14:59:03 Pacific Standard Time

Printed: Friday, March 02, 2018 14:59:22 Pacific Standard Time

Method: F:\Projects\PFAS.PRO\MethDB\PFAS_FULL_80C_022718.mdb 28 Feb 2018 13:19:45

Calibration: F:\Projects\PFAS.PRO\CurveDB\C18_VAL-PFAS_Q4_02-28-18-FULL.cdb 01 Mar 2018 12:54:21

Name: 180228M1_20, Date: 01-Mar-2018, Time: 00:11:28, ID: B8B0129-BLK1 Method Blank 0.125, Description: Method Blank

	# Name	Trace	Area	IS Area	Wt./Vol.	RRF	Pred.RT	RT	y Axis Resp.	Conc.	%Rec
1	3 PFBS	299.0 > 79.7		1.41e3	0.125		2.60				
2	5 PFHxA	313.2 > 268.9		2.58e3	0.125		3.19				
3	7 PFHpA	363.0 > 318.9		6.38e3	0.125		3.81				
4	8 L-PFHxS	398.9 > 79.6	2.94e0	1.02e3	0.125		4.17	3.97	0.0361	1.7632	
5	11 L-PFOA	413 > 368.7		9.13e3	0.125		4.40				
6	14 PFNA	463.0 > 418.8		7.47e3	0.125		4.76				
7	16 L-PFOS	499 > 79.9		2.78e3	0.125		4.90				
8	18 PFDA	513 > 468.8		7.66e3	0.125		5.14				
9	21 N-MeFOSAA	570.1 > 419		3.00e3	0.125		5.29				
10	22 N-EtFOSAA	584.2 > 419		3.85e3	0.125		5.45				
11	23 PFUdA	563.0 > 518.9		9.12e3	0.125		5.46				

Dataset: F:\Projects\PFAS.PRO\Results\180228M1\180228M1-20.qld

Last Altered: Friday, March 02, 2018 14:59:03 Pacific Standard Time

Printed: Friday, March 02, 2018 14:59:32 Pacific Standard Time

Method: F:\Projects\PFAS.PRO\MethDB\PFAS_FULL_80C_022718.mdb 28 Feb 2018 13:19:45

Calibration: F:\Projects\PFAS.PRO\CurveDB\C18_VAL-PFAS_Q4_02-28-18-FULL.cdb 01 Mar 2018 12:54:21

Name: 180228M1_20, Date: 01-Mar-2018, Time: 00:11:28, ID: B8B0129-BLK1 Method Blank 0.125, Description: Method Blank

#	Name	Trace	Area	IS Area	Wt./Vol.	RRF	Pred.RT	RT	y Axis Resp.	Conc.	%Rec	
1	25	PFDa	612.9 > 569.0	7.68e3	0.125		5.74					
2	27	PFTDA	662.9 > 618.9	7.68e3	0.125		5.98					
3	28	PFTeDA	712.9 > 668.8	4.09e3	0.125		6.20					
4	36	13C3-PFBS	302. > 98.8	1.41e3	9.54e3	0.125	0.123	2.69	2.71	1.84	119.4205	119.4
5	37	13C2-PFHxA	315 > 269.8	2.58e3	9.54e3	0.125	0.712	3.19	3.20	3.38	37.9906	95.0
6	38	13C4-PFHpA	367.2 > 321.8	6.38e3	9.54e3	0.125	0.678	3.81	3.81	8.36	98.6365	98.6
7	39	18O2-PFHxS	403.0 > 102.6	1.02e3	3.15e3	0.125	0.392	3.96	3.96	4.05	82.4535	82.5
8	40	13C2-PFOA	414.9 > 369.7	9.13e3	9.16e3	0.125	1.308	4.33	4.34	12.5	76.2052	76.2
9	41	13C5-PFNA	468.2 > 422.9	7.47e3	9.33e3	0.125	0.976	4.76	4.78	10.0	81.9981	82.0
10	42	13C8-PFOSA	506.1 > 77.7	1.34e3	1.44e4	0.125	0.254	4.83	4.84	1.17	36.8134	36.8
11	43	13C8-PFOS	507.0 > 79.9	2.78e3	3.41e3	0.125	1.040	4.84	4.86	10.2	78.3123	78.3
12	44	13C2-PFDA	515.1 > 469.9	7.66e3	1.25e4	0.125	0.967	5.14	5.15	7.66	63.3494	63.3
13	45	d3-N-MeFOSAA	573.3 > 419	3.00e3	1.44e4	0.125	0.381	5.29	5.30	2.61	54.8558	54.9
14	46	d5-N-EtFOSAA	589.3 > 419	3.85e3	1.44e4	0.125	0.399	5.45	5.46	3.35	67.1917	67.2
15	47	13C2-PFUdA	565 > 519.8	9.12e3	1.44e4	0.125	0.985	5.46	5.47	7.94	64.5011	64.5
16	48	13C2-PFDoA	615.0 > 569.7	7.68e3	1.44e4	0.125	0.813	5.74	5.76	6.68	65.7446	65.7
17	49	d3-N-MeFOSA	515.2 > 168.9		1.44e4	0.125	0.124	5.84				
18	50	13C2-PFTeDA	714.8 > 669.6	4.09e3	1.44e4	0.125	0.379	6.20	6.23	3.56	75.1958	75.2
19	51	d5-N-ETFOSA	531.1 > 168.9		1.44e4	0.125	0.189	6.22				
20	52	13C2-PFHxDA	815 > 769.7	3.14e3	1.44e4	0.125	0.703	6.51	6.56	2.73	31.1343	77.8
21	53	d7-N-MeFOSE	623.1 > 58.9		1.44e4	0.125	0.157	6.31				
22	54	d9-N-EtFOSE	639.2 > 58.8		1.44e4	0.125	0.146	6.45				
23	55	13C4-PFBA	217. > 171.8	8.41e3	8.41e3	0.125	1.000	1.46	1.46	12.5	100.0000	100.0
24	56	13C5-PFHxA	318 > 272.9	9.54e3	9.54e3	0.125	1.000	3.19	3.20	12.5	100.0000	100.0
25	57	13C3-PFHxS	401.9 > 79.9	3.15e3	3.15e3	0.125	1.000	3.96	3.96	12.5	100.0000	100.0
26	58	13C8-PFOA	421.3 > 376	9.16e3	9.16e3	0.125	1.000	4.33	4.34	12.5	100.0000	100.0
27	59	13C9-PFNA	472.2 > 426.9	9.33e3	9.33e3	0.125	1.000	4.70	4.78	12.5	100.0000	100.0
28	60	13C4-PFOS	503 > 79.9	3.41e3	3.41e3	0.125	1.000	4.84	4.86	12.5	100.0000	100.0
29	61	13C6-PFDA	519.1 > 473.7	1.25e4	1.25e4	0.125	1.000	5.14	5.15	12.5	100.0000	100.0
30	62	13C7-PFUdA	570.1 > 524.8	1.44e4	1.44e4	0.125	1.000	5.46	5.47	12.5	100.0000	100.0
31	63	Total PFHxS	398.9 > 79.6	2.94e0	1.02e3	0.125		3.85		0.0361	1.7632	
32	64	Total PFOA	413 > 368.7	0.00e0	9.13e3	0.125		4.21		0.000		

GM 3/2/2018

Dataset: F:\Projects\PFAS.PRO\Results\180228M1\180228M1-20.qld

Last Altered: Friday, March 02, 2018 14:59:03 Pacific Standard Time

Printed: Friday, March 02, 2018 14:59:32 Pacific Standard Time

Name: 180228M1_20, Date: 01-Mar-2018, Time: 00:11:28, ID: B8B0129-BLK1 Method Blank 0.125, Description: Method Blank

	# Name	Trace	Area	IS Area	Wt./Vol.	RRF	Pred.RT	RT	y Axis Resp.	Conc.	%Rec
33	65 Total PFOS	499 > 79.9	0.00e0	2.78e3	0.125		4.73		0.000		
34	66 Total N-MeFOSAA	570.1 > 419	0.00e0	3.00e3	0.125		5.29		0.000		
35	67 Total N-EtFOSAA	584.2 > 419	0.00e0	3.85e3	0.125		5.45		0.000		

Dataset: F:\Projects\PFAS.PRO\Results\180228M1\180228M1-20.qld

Last Altered: Friday, March 02, 2018 14:59:03 Pacific Standard Time

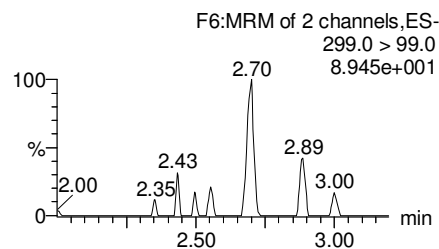
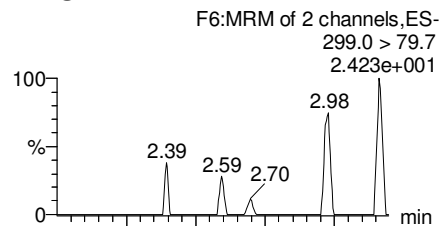
Printed: Friday, March 02, 2018 14:59:32 Pacific Standard Time

Method: F:\Projects\PFAS.PRO\MethDB\PFAS_FULL_80C_022718.mdb 28 Feb 2018 13:19:45

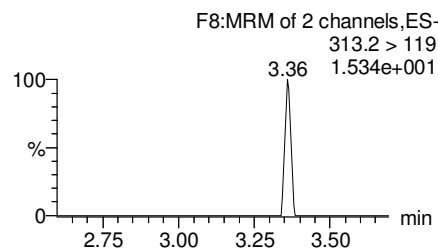
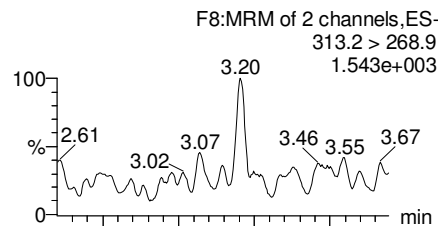
Calibration: F:\Projects\PFAS.PRO\CurveDB\C18_VAL-PFAS_Q4_02-28-18-FULL.cdb 01 Mar 2018 12:54:21

Name: 180228M1_20, Date: 01-Mar-2018, Time: 00:11:28, ID: B8B0129-BLK1 Method Blank 0.125, Description: Method Blank

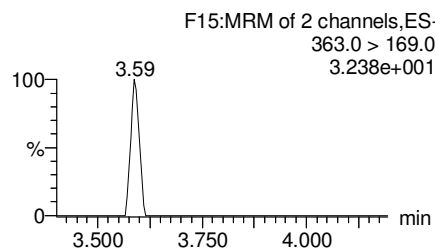
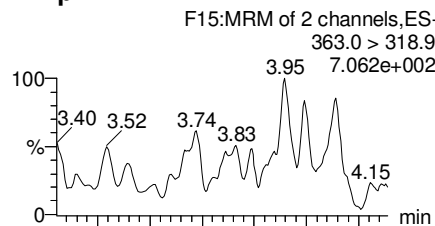
PFBS



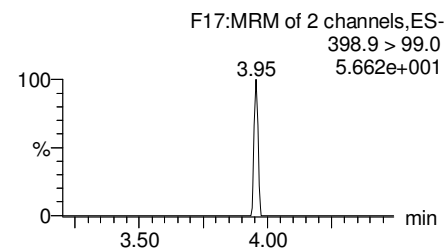
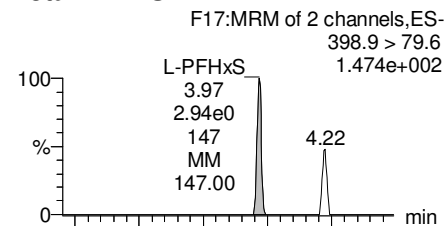
PFHxA



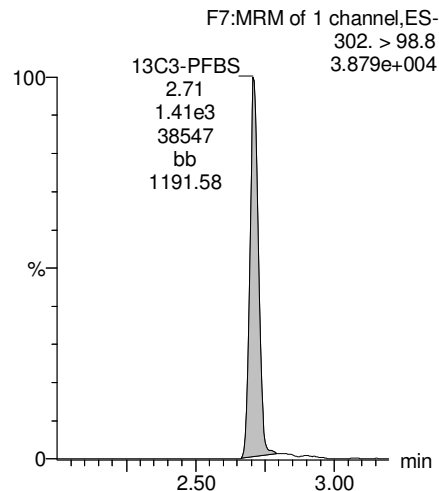
PFHpA



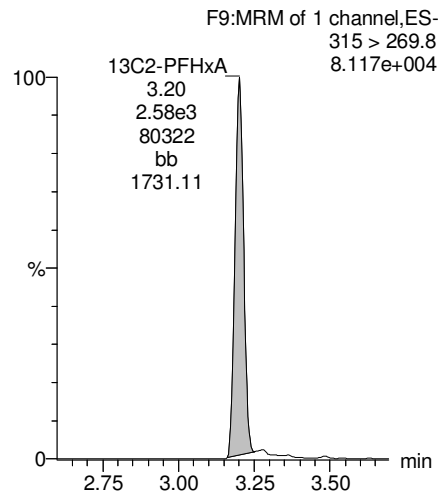
Total PFHxS



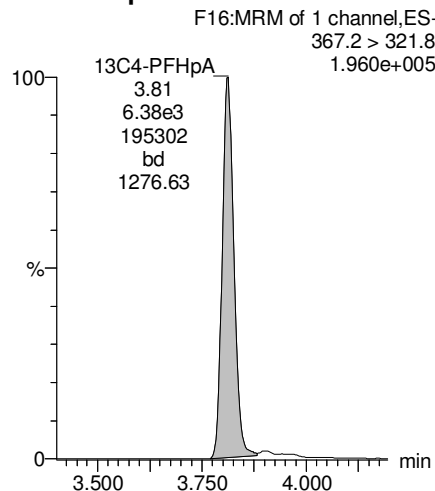
13C3-PFBS



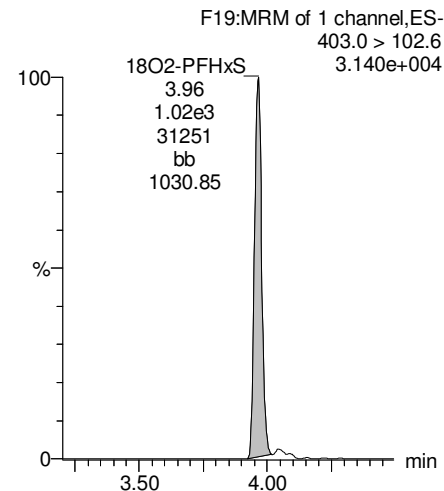
13C2-PFHxA



13C4-PFHpA



18O2-PFHxS



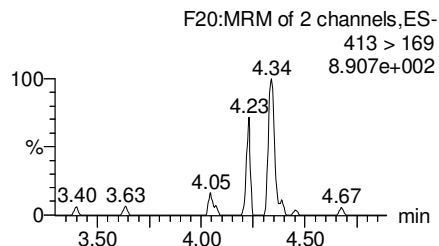
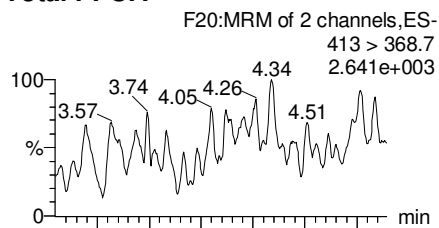
Dataset: F:\Projects\PFAS.PRO\Results\180228M1\180228M1-20.qld

Last Altered: Friday, March 02, 2018 14:59:03 Pacific Standard Time

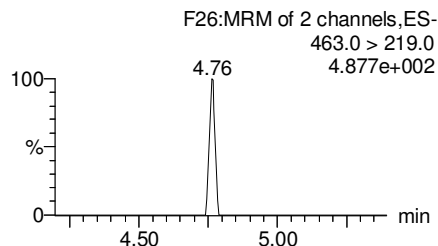
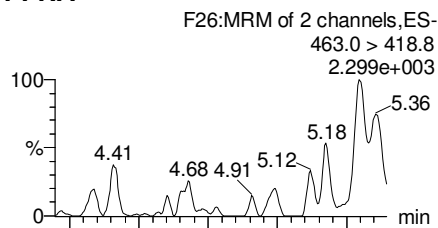
Printed: Friday, March 02, 2018 14:59:32 Pacific Standard Time

Name: 180228M1_20, Date: 01-Mar-2018, Time: 00:11:28, ID: B8B0129-BLK1 Method Blank 0.125, Description: Method Blank

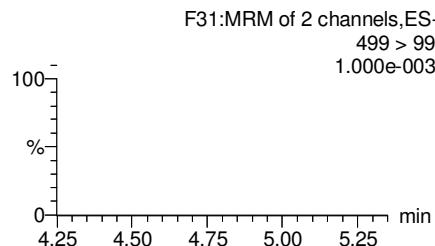
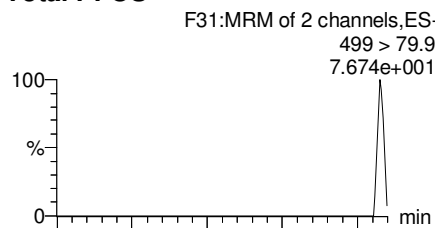
Total PFOA



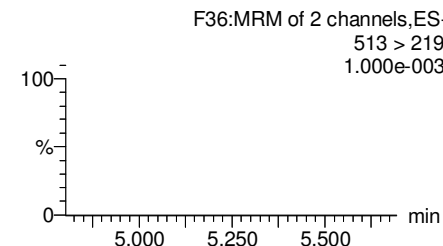
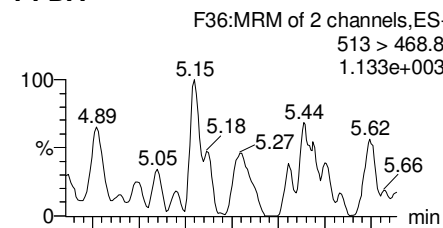
PFNA



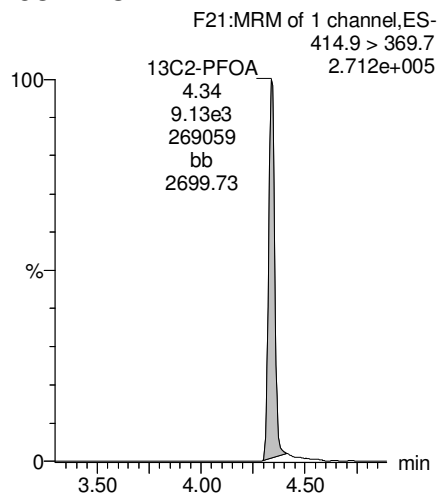
Total PFOS



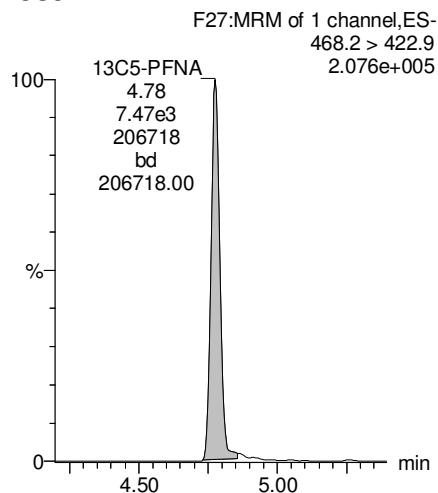
PFDA



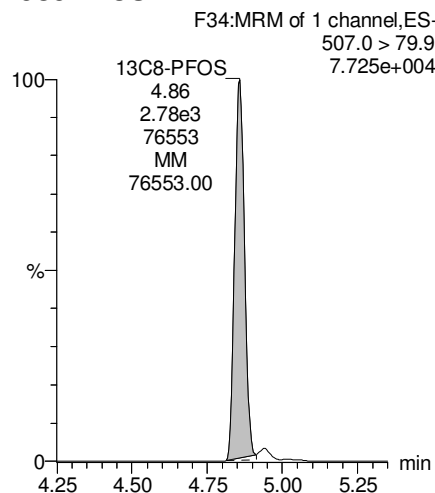
13C2-PFOA



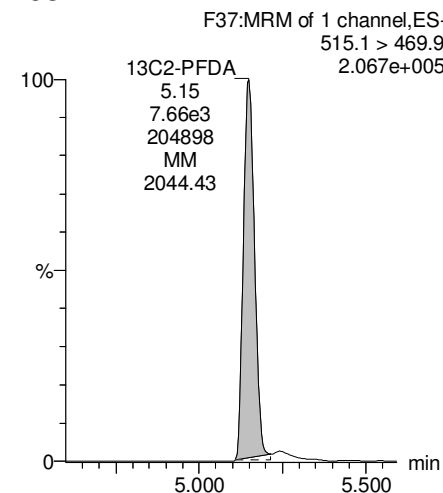
13C5-PFNA



13C8-PFOS



13C2-PFDA



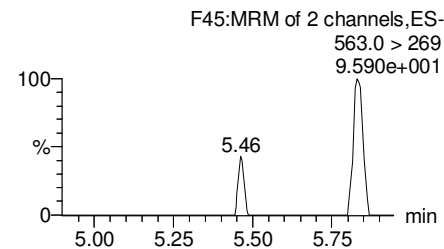
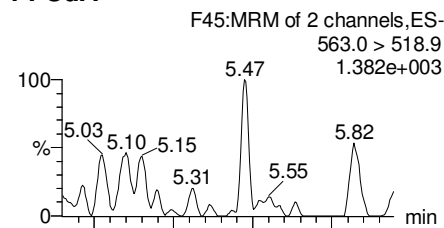
Dataset: F:\Projects\PFAS.PRO\Results\180228M1\180228M1-20.qld

Last Altered: Friday, March 02, 2018 14:59:03 Pacific Standard Time

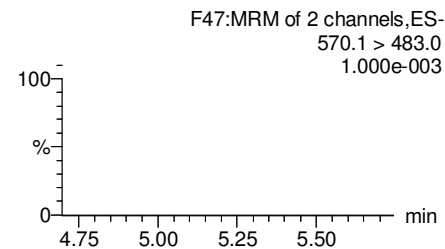
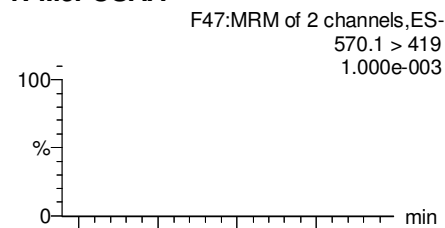
Printed: Friday, March 02, 2018 14:59:32 Pacific Standard Time

Name: 180228M1_20, Date: 01-Mar-2018, Time: 00:11:28, ID: B8B0129-BLK1 Method Blank 0.125, Description: Method Blank

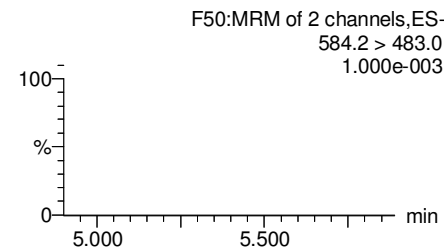
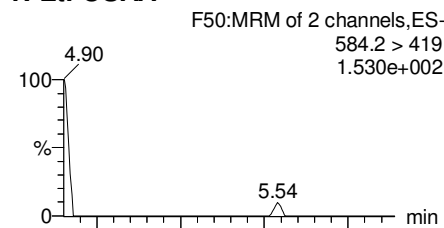
PFUdA



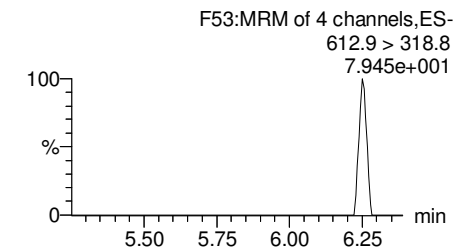
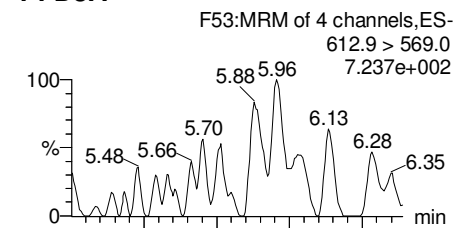
N-MeFOSAA



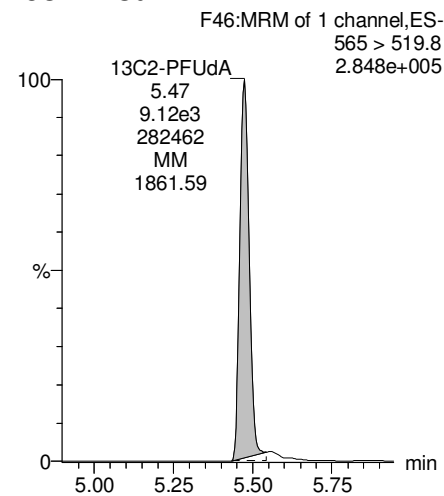
N-EtFOSAA



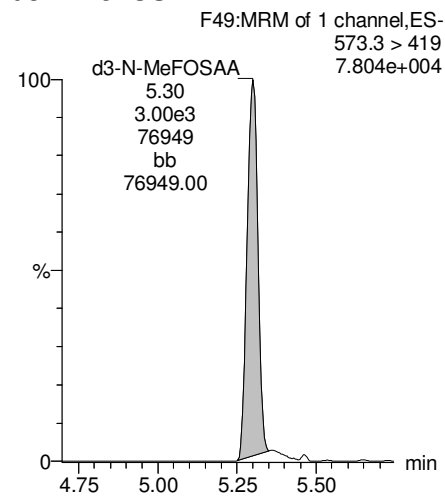
PFDaA



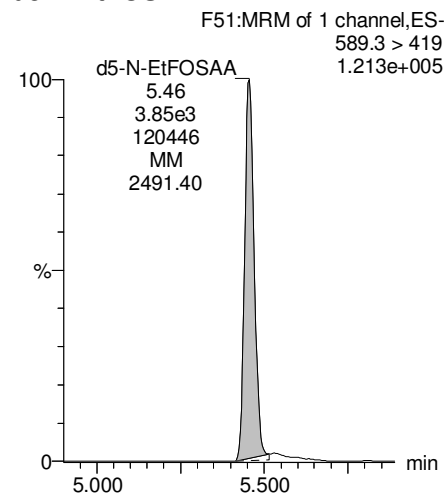
13C2-PFUdA



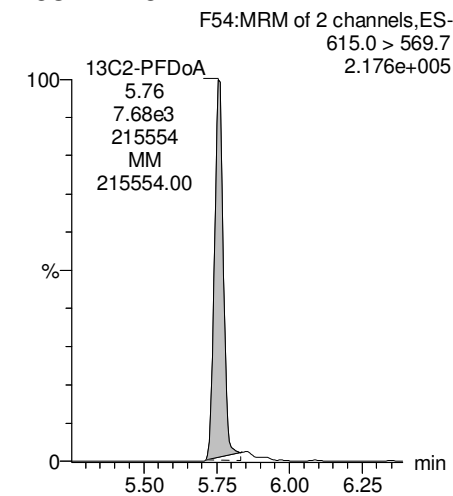
d3-N-MeFOSAA



d5-N-EtFOSAA



13C2-PFDaA



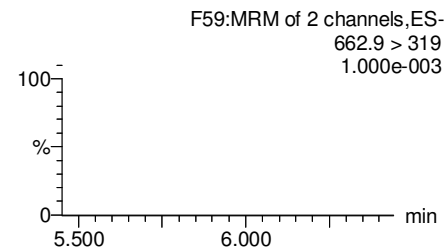
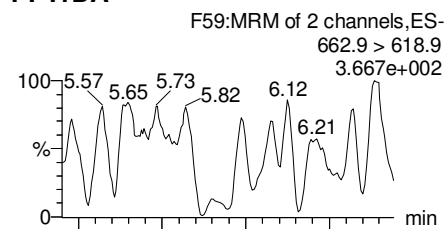
Dataset: F:\Projects\PFAS.PRO\Results\180228M1\180228M1-20.qld

Last Altered: Friday, March 02, 2018 14:59:03 Pacific Standard Time

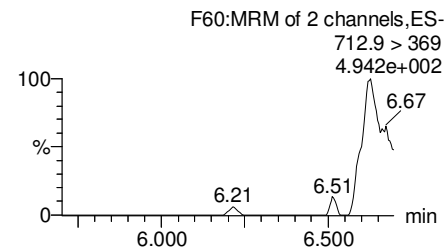
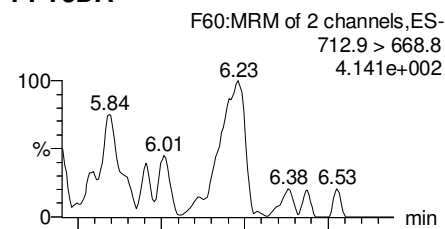
Printed: Friday, March 02, 2018 14:59:32 Pacific Standard Time

Name: 180228M1_20, Date: 01-Mar-2018, Time: 00:11:28, ID: B8B0129-BLK1 Method Blank 0.125, Description: Method Blank

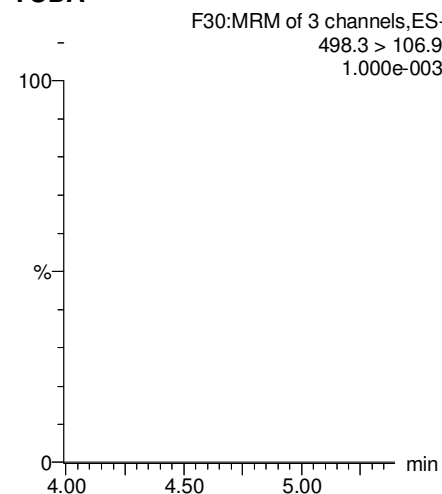
PFTrDA



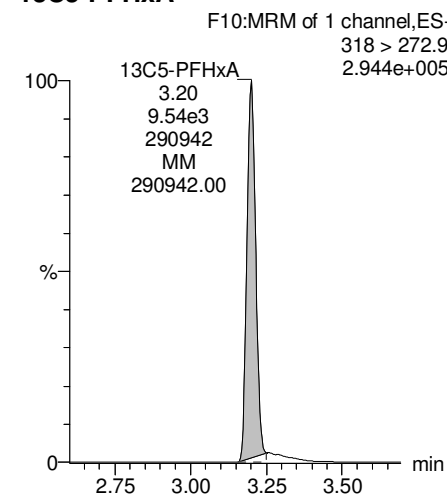
PFTeDA



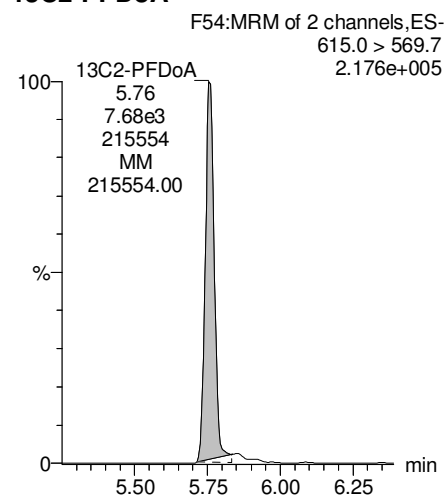
TCDA



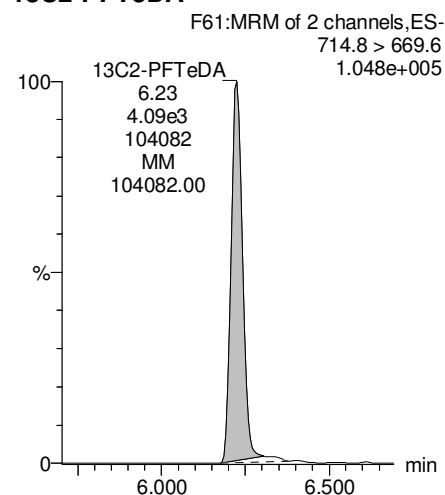
13C5-PFHxA



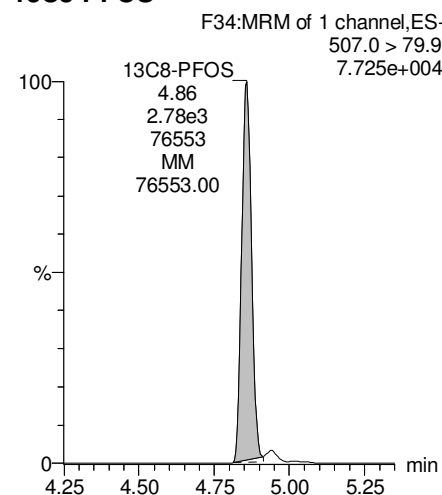
13C2-PFDoA



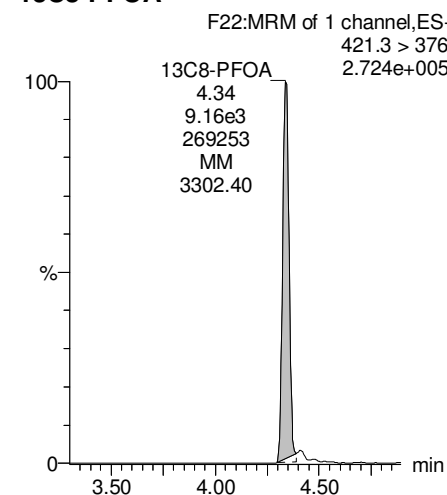
13C2-PFTeDA



13C8-PFOS



13C8-PFOA



Dataset: F:\Projects\PFAS.PRO\Results\180228M1\180228M1-20.qld

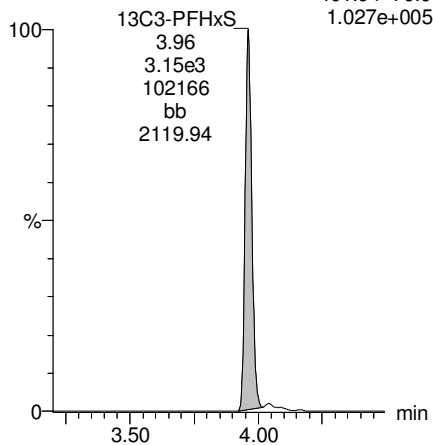
Last Altered: Friday, March 02, 2018 14:59:03 Pacific Standard Time

Printed: Friday, March 02, 2018 14:59:32 Pacific Standard Time

Name: 180228M1_20, Date: 01-Mar-2018, Time: 00:11:28, ID: B8B0129-BLK1 Method Blank 0.125, Description: Method Blank

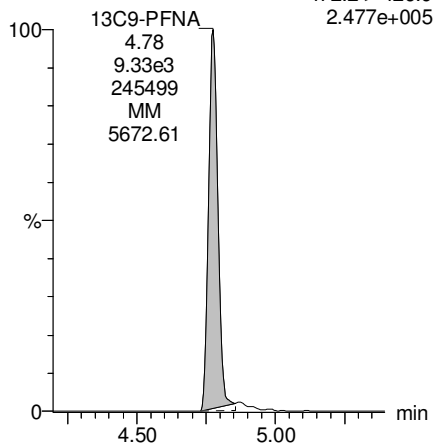
13C3-PFHxS

F18:MRM of 1 channel,ES-
401.9 > 79.9
1.027e+005



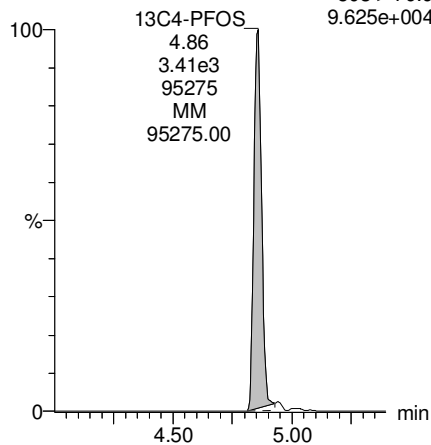
13C9-PFNA

F28:MRM of 1 channel,ES-
472.2 > 426.9
2.477e+005



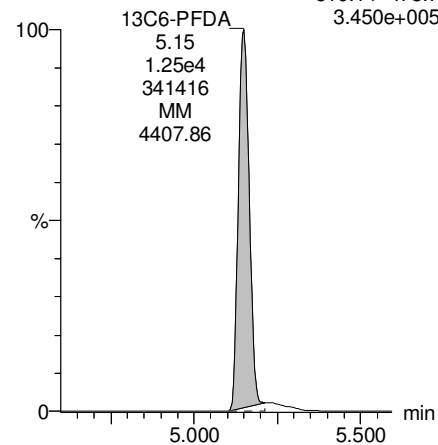
13C4-PFOS

F32:MRM of 1 channel,ES-
503 > 79.9
9.625e+004



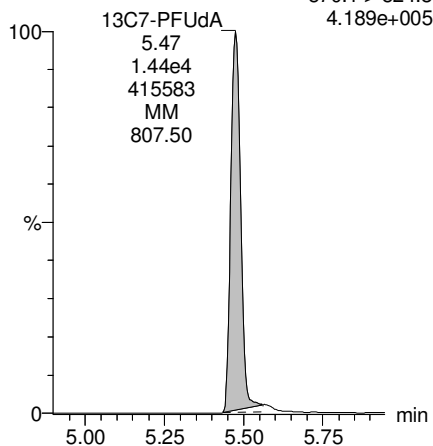
13C6-PFDA

F39:MRM of 1 channel,ES-
519.1 > 473.7
3.450e+005



13C7-PFUdA

F48:MRM of 1 channel,ES-
570.1 > 524.8
4.189e+005



Dataset: F:\Projects\PFAS.PRO\Results\180228M1\180228M1-19.qld

Last Altered: Friday, March 02, 2018 14:51:02 Pacific Standard Time

Printed: Friday, March 02, 2018 14:51:21 Pacific Standard Time

Method: F:\Projects\PFAS.PRO\MethDB\PFAS_FULL_80C_022718.mdb 28 Feb 2018 13:19:45

Calibration: F:\Projects\PFAS.PRO\CurveDB\C18_VAL-PFAS_Q4_02-28-18-FULL.cdb 01 Mar 2018 12:54:21

Name: 180228M1_19, Date: 28-Feb-2018, Time: 23:59:58, ID: B8B0129-BS1 OPR 0.125, Description: OPR

	# Name	Trace	Area	IS Area	Wt./Vol.	RRF	Pred.RT	RT	y Axis Resp.	Conc.	%Rec
1	3 PFBS	299.0 > 79.7	1.81e3	1.41e3	0.125		2.60	2.71	16.0	74.1943	92.7
2	5 PFHxA	313.2 > 268.9	8.61e3	2.64e3	0.125		3.19	3.20	16.3	83.1650	104.0
3	7 PFHpA	363.0 > 318.9	6.89e3	6.04e3	0.125		3.81	3.81	14.3	90.4367	113.0
4	8 L-PFHxS	398.9 > 79.6	1.44e3	9.97e2	0.125		4.17	3.96	18.0	70.5454	88.2
5	11 L-PFOA	413 > 368.7	8.02e3	9.03e3	0.125		4.40	4.33	11.1	92.2669	115.3
6	14 PFNA	463.0 > 418.8	8.86e3	8.28e3	0.125		4.76	4.77	13.4	84.2724	105.3
7	16 L-PFOS	499 > 79.9	2.40e3	2.82e3	0.125		4.90	4.85	10.7	84.1488	105.2
8	18 PFDA	513 > 468.8	7.99e3	6.90e3	0.125		5.14	5.15	14.5	78.9714	98.7
9	21 N-MeFOSAA	570.1 > 419	4.21e3	2.96e3	0.125		5.29	5.30	17.8	106.1072	132.6
10	22 N-EtFOSAA	584.2 > 419	3.29e3	3.76e3	0.125		5.45	5.46	10.9	93.1167	116.4
11	23 PFUdA	563.0 > 518.9	7.01e3	8.62e3	0.125		5.46	5.47	10.2	81.4138	101.8

Dataset: F:\Projects\PFAS.PRO\Results\180228M1\180228M1-19.qld

Last Altered: Friday, March 02, 2018 14:51:02 Pacific Standard Time

Printed: Friday, March 02, 2018 14:51:36 Pacific Standard Time

Method: F:\Projects\PFAS.PRO\MethDB\PFAS_FULL_80C_022718.mdb 28 Feb 2018 13:19:45

Calibration: F:\Projects\PFAS.PRO\CurveDB\C18_VAL-PFAS_Q4_02-28-18-FULL.cdb 01 Mar 2018 12:54:21

Name: 180228M1_19, Date: 28-Feb-2018, Time: 23:59:58, ID: B8B0129-BS1 OPR 0.125, Description: OPR

#	Name	Trace	Area	IS Area	Wt./Vol.	RRF	Pred.RT	RT	y Axis Resp.	Conc.	%Rec
1	25 PFD _o A	612.9 > 569.0	7.78e3	7.31e3	0.125		5.74	5.76	13.3	84.7710	106.0
2	27 PFT _r DA	662.9 > 618.9	9.60e3	7.31e3	0.125		5.98	6.00	16.4	89.8422	112.3
3	28 PFT _e DA	712.9 > 668.8	7.74e3	4.01e3	0.125		6.20	6.22	24.1	80.5441	100.7
4	36 13C ₃ -PFBS	302. > 98.8	1.41e3	1.18e4	0.125	0.123	2.69	2.71	1.49	96.5022	96.5
5	37 13C ₂ -PFH _x A	315 > 269.8	2.64e3	1.18e4	0.125	0.712	3.19	3.20	2.79	31.3668	78.4
6	38 13C ₄ -PFH _p A	367.2 > 321.8	6.04e3	1.18e4	0.125	0.678	3.81	3.81	6.38	75.2533	75.3
7	39 18O ₂ -PFH _x S	403.0 > 102.6	9.97e2	2.96e3	0.125	0.392	3.96	3.96	4.21	85.8611	85.9
8	40 13C ₂ -PFOA	414.9 > 369.7	9.03e3	8.52e3	0.125	1.308	4.33	4.34	13.3	81.0636	81.1
9	41 13C ₅ -PFNA	468.2 > 422.9	8.28e3	1.16e4	0.125	0.976	4.76	4.77	8.94	73.2664	73.3
10	42 13C ₈ -PFOSA	506.1 > 77.7	1.59e3	1.45e4	0.125	0.254	4.83	4.84	1.37	43.0532	43.1
11	43 13C ₈ -PFOS	507.0 > 79.9	2.82e3	3.09e3	0.125	1.040	4.84	4.85	11.4	87.7532	87.8
12	44 13C ₂ -PFDA	515.1 > 469.9	6.90e3	1.06e4	0.125	0.967	5.14	5.15	8.11	67.0547	67.1
13	45 d ₃ -N-MeFOSAA	573.3 > 419	2.96e3	1.45e4	0.125	0.381	5.29	5.30	2.54	53.3874	53.4
14	46 d ₅ -N-EtFOSAA	589.3 > 419	3.76e3	1.45e4	0.125	0.399	5.45	5.45	3.23	64.8516	64.9
15	47 13C ₂ -PFU _d A	565 > 519.8	8.62e3	1.45e4	0.125	0.985	5.46	5.47	7.41	60.1966	60.2
16	48 13C ₂ -PFD _o A	615.0 > 569.7	7.31e3	1.45e4	0.125	0.813	5.74	5.76	6.29	61.8931	61.9
17	49 d ₃ -N-MeFOSA	515.2 > 168.9		1.45e4	0.125	0.124	5.84				
18	50 13C ₂ -PFT _e DA	714.8 > 669.6	4.01e3	1.45e4	0.125	0.379	6.20	6.23	3.45	72.8890	72.9
19	51 d ₅ -N-ETFOSA	531.1 > 168.9		1.45e4	0.125	0.189	6.22				
20	52 13C ₂ -PFH _x DA	815 > 769.7	3.15e3	1.45e4	0.125	0.703	6.51	6.56	2.71	30.8807	77.2
21	53 d ₇ -N-MeFOSE	623.1 > 58.9		1.45e4	0.125	0.157	6.31				
22	54 d ₉ -N-EtFOSE	639.2 > 58.8		1.45e4	0.125	0.146	6.45				
23	55 13C ₄ -PFBA	217. > 171.8	9.24e3	9.24e3	0.125	1.000	1.46	1.46	12.5	100.0000	100.0
24	56 13C ₅ -PFH _x A	318 > 272.9	1.18e4	1.18e4	0.125	1.000	3.19	3.20	12.5	100.0000	100.0
25	57 13C ₃ -PFH _x S	401.9 > 79.9	2.96e3	2.96e3	0.125	1.000	3.96	3.96	12.5	100.0000	100.0
26	58 13C ₈ -PFOA	421.3 > 376	8.52e3	8.52e3	0.125	1.000	4.33	4.33	12.5	100.0000	100.0
27	59 13C ₉ -PFNA	472.2 > 426.9	1.16e4	1.16e4	0.125	1.000	4.70	4.77	12.5	100.0000	100.0
28	60 13C ₄ -PFOS	503 > 79.9	3.09e3	3.09e3	0.125	1.000	4.84	4.85	12.5	100.0000	100.0
29	61 13C ₆ -PFDA	519.1 > 473.7	1.06e4	1.06e4	0.125	1.000	5.14	5.15	12.5	100.0000	100.0
30	62 13C ₇ -PFU _d A	570.1 > 524.8	1.45e4	1.45e4	0.125	1.000	5.46	5.47	12.5	100.0000	100.0
31	63 Total PFH _x S	398.9 > 79.6	1.44e3	9.97e2	0.125		3.85		18.0	70.5454	
32	64 Total PFOA	413 > 368.7	8.02e3	9.03e3	0.125		4.21		11.1	92.2669	

Dataset: F:\Projects\PFAS.PRO\Results\180228M1\180228M1-19.qld

Last Altered: Friday, March 02, 2018 14:51:02 Pacific Standard Time

Printed: Friday, March 02, 2018 14:51:36 Pacific Standard Time

Name: 180228M1_19, Date: 28-Feb-2018, Time: 23:59:58, ID: B8B0129-BS1 OPR 0.125, Description: OPR

	# Name	Trace	Area	IS Area	Wt./Vol.	RRF	Pred.RT	RT	y Axis Resp.	Conc.	%Rec
33	65 Total PFOS	499 > 79.9	2.40e3	2.82e3	0.125		4.73		10.7	84.1488	
34	66 Total N-MeFOSAA	570.1 > 419	4.21e3	2.96e3	0.125		5.29		17.8	106.1072	
35	67 Total N-EtFOSAA	584.2 > 419	3.29e3	3.76e3	0.125		5.45		10.9	93.1167	

Dataset: F:\Projects\PFAS.PRO\Results\180228M1\180228M1-19.qld

Last Altered: Friday, March 02, 2018 14:51:02 Pacific Standard Time

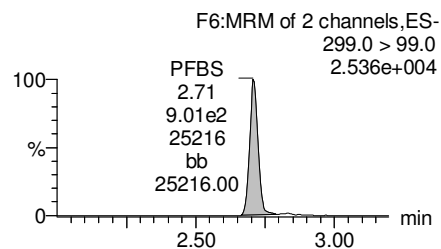
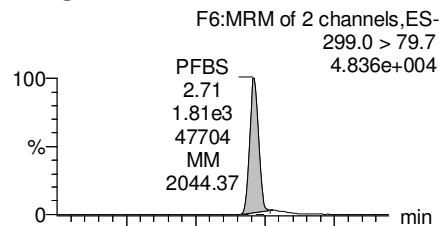
Printed: Friday, March 02, 2018 14:51:36 Pacific Standard Time

Method: F:\Projects\PFAS.PRO\MethDB\PFAS_FULL_80C_022718.mdb 28 Feb 2018 13:19:45

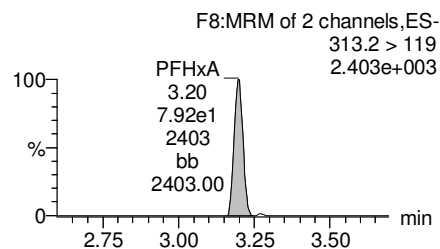
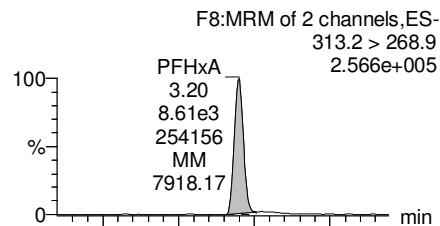
Calibration: F:\Projects\PFAS.PRO\CurveDB\C18_VAL-PFAS_Q4_02-28-18-FULL.cdb 01 Mar 2018 12:54:21

Name: 180228M1_19, Date: 28-Feb-2018, Time: 23:59:58, ID: B8B0129-BS1 OPR 0.125, Description: OPR

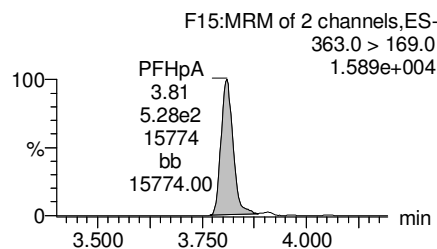
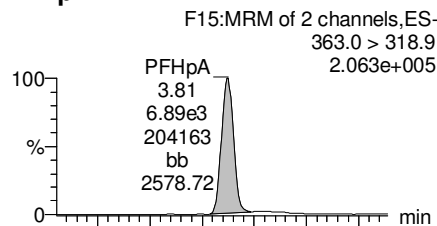
PFBS



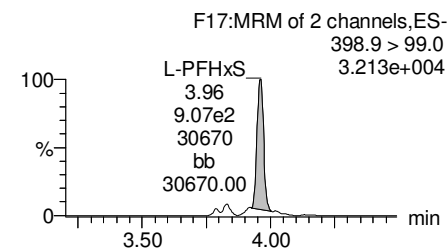
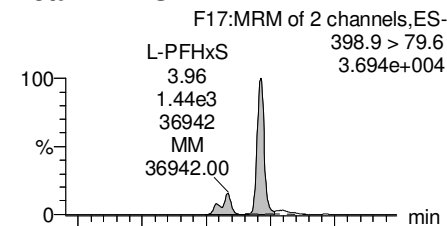
PFHxA



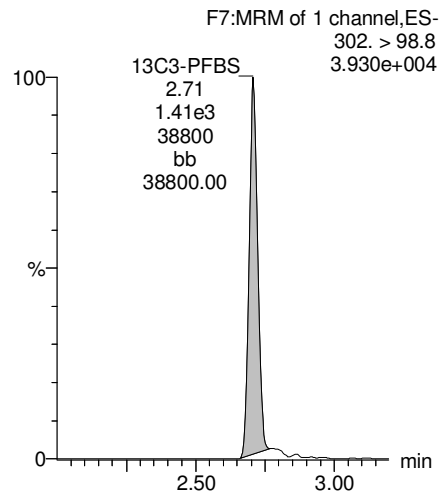
PFHpA



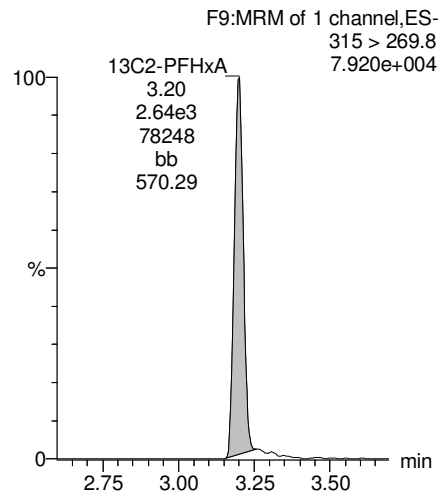
Total PFHxS



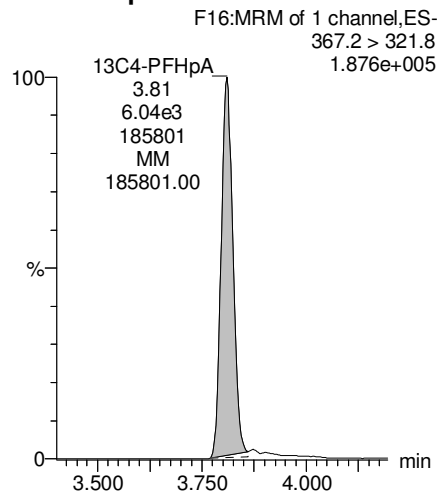
13C3-PFBS



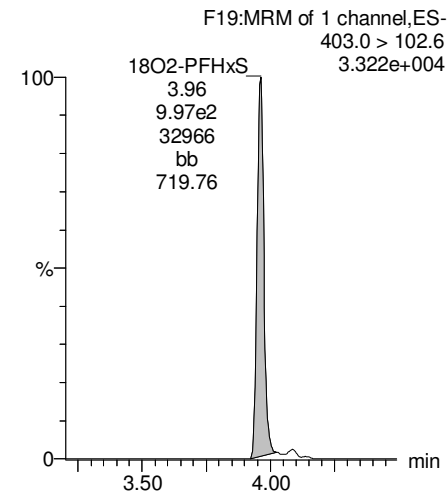
13C2-PFHxA



13C4-PFHpA



18O2-PFHxS



Dataset: F:\Projects\PFAS.PRO\Results\180228M1\180228M1-19.qld

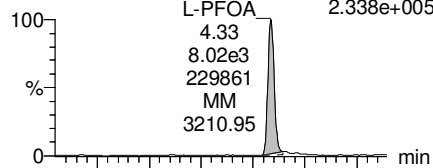
Last Altered: Friday, March 02, 2018 14:51:02 Pacific Standard Time

Printed: Friday, March 02, 2018 14:51:36 Pacific Standard Time

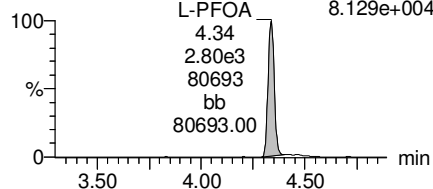
Name: 180228M1_19, Date: 28-Feb-2018, Time: 23:59:58, ID: B8B0129-BS1 OPR 0.125, Description: OPR

Total PFOA

F20:MRM of 2 channels,ES-
413 > 368.7
2.338e+005

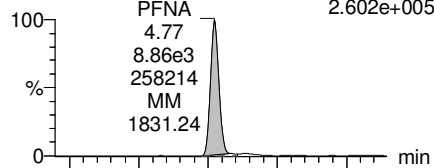


F20:MRM of 2 channels,ES-
413 > 169
8.129e+004

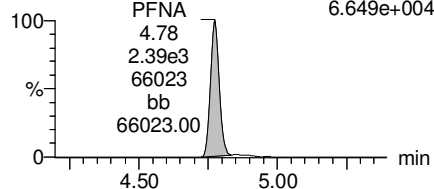


PFNA

F26:MRM of 2 channels,ES-
463.0 > 418.8
2.602e+005

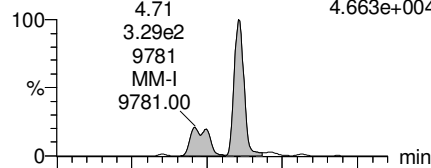


F26:MRM of 2 channels,ES-
463.0 > 219.0
6.649e+004

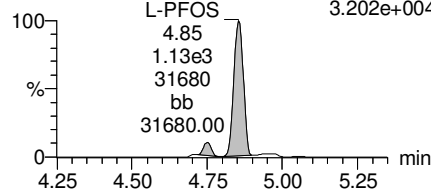


Total PFOS

F31:MRM of 2 channels,ES-
499 > 79.9
4.663e+004

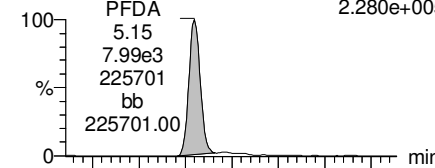


F31:MRM of 2 channels,ES-
499 > 99
3.202e+004

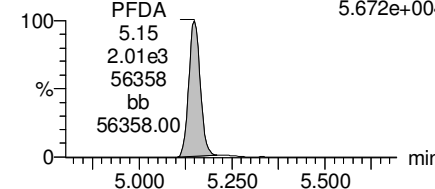


PFDA

F36:MRM of 2 channels,ES-
513 > 468.8
2.280e+005

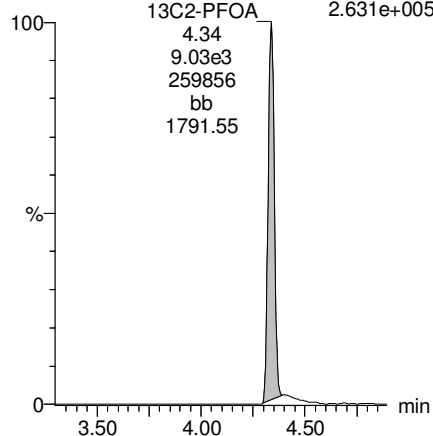


F36:MRM of 2 channels,ES-
513 > 219
5.672e+004



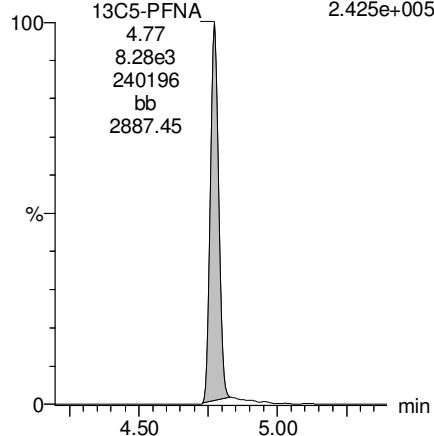
13C2-PFOA

F21:MRM of 1 channel,ES-
414.9 > 369.7
2.631e+005



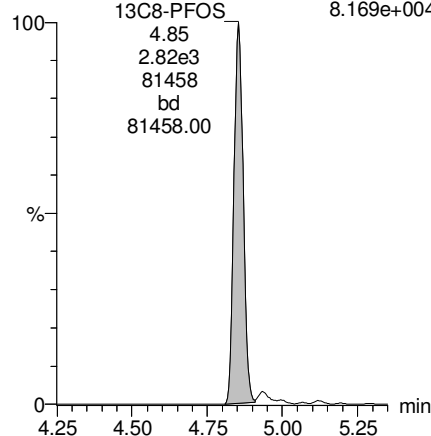
13C5-PFNA

F27:MRM of 1 channel,ES-
468.2 > 422.9
2.425e+005



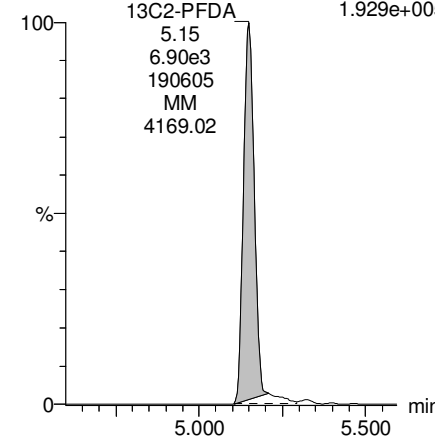
13C8-PFOS

F34:MRM of 1 channel,ES-
507.0 > 79.9
8.169e+004



13C2-PFDA

F37:MRM of 1 channel,ES-
515.1 > 469.9
1.929e+005



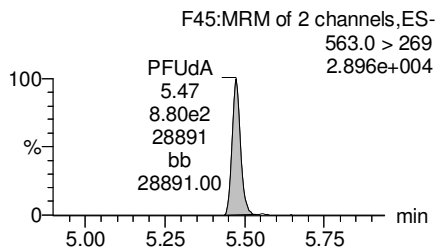
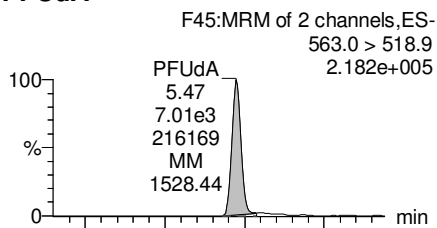
Dataset: F:\Projects\PFAS.PRO\Results\180228M1\180228M1-19.qld

Last Altered: Friday, March 02, 2018 14:51:02 Pacific Standard Time

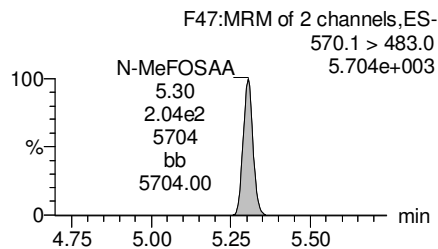
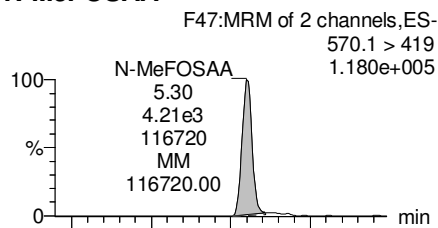
Printed: Friday, March 02, 2018 14:51:36 Pacific Standard Time

Name: 180228M1_19, Date: 28-Feb-2018, Time: 23:59:58, ID: B8B0129-BS1 OPR 0.125, Description: OPR

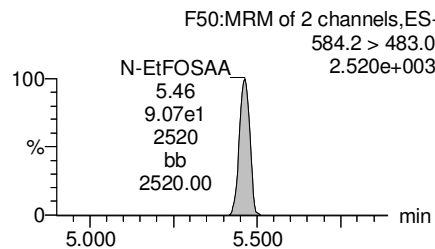
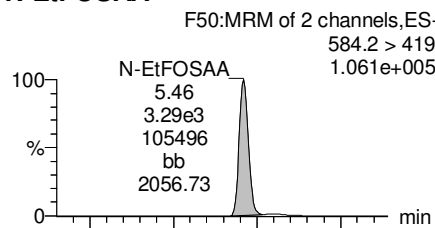
PFUdA



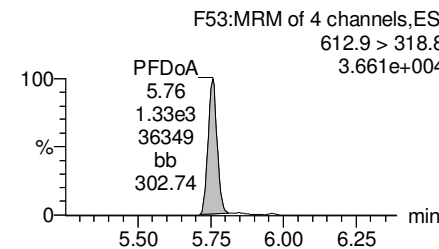
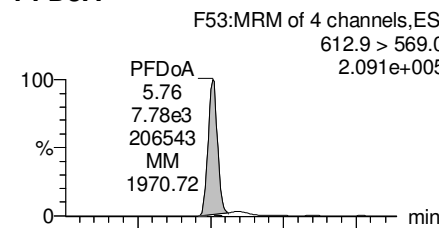
N-MeFOSAA



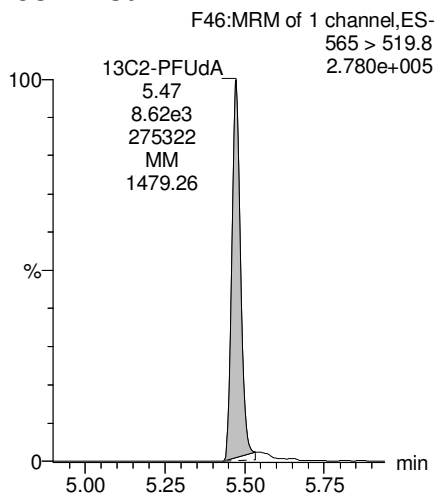
N-EtFOSAA



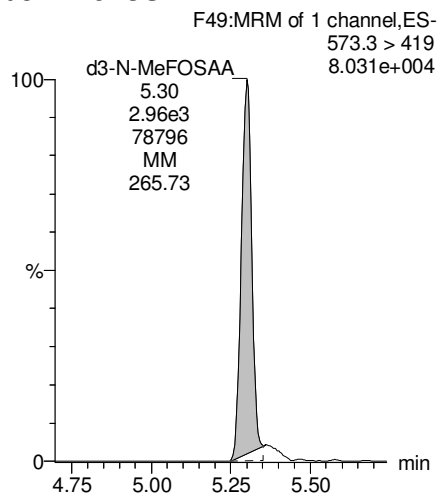
PFDaA



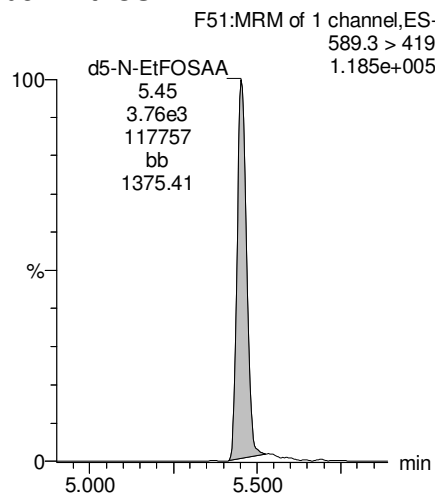
13C2-PFUdA



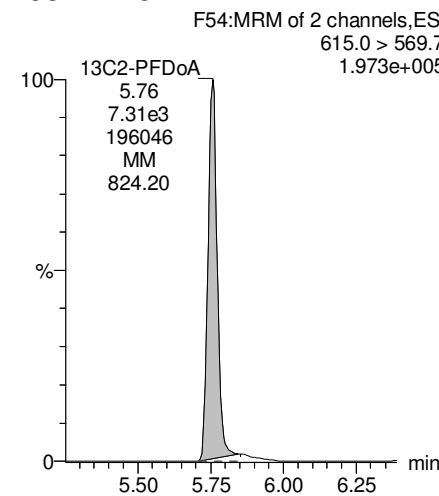
d3-N-MeFOSAA



d5-N-EtFOSAA



13C2-PFDaA



Dataset: F:\Projects\PFAS.PRO\Results\180228M1\180228M1-19.qld

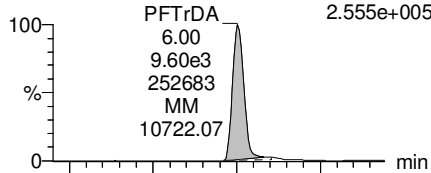
Last Altered: Friday, March 02, 2018 14:51:02 Pacific Standard Time

Printed: Friday, March 02, 2018 14:51:36 Pacific Standard Time

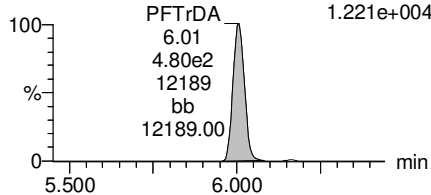
Name: 180228M1_19, Date: 28-Feb-2018, Time: 23:59:58, ID: B8B0129-BS1 OPR 0.125, Description: OPR

PFTrDA

F59:MRM of 2 channels,ES-
662.9 > 618.9
2.555e+005

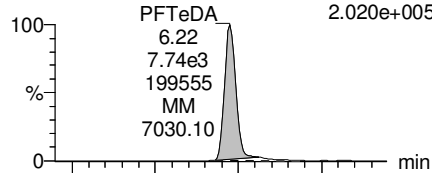


F59:MRM of 2 channels,ES-
662.9 > 319
1.221e+004

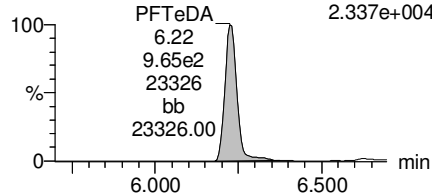


PFTeDA

F60:MRM of 2 channels,ES-
712.9 > 668.8
2.020e+005

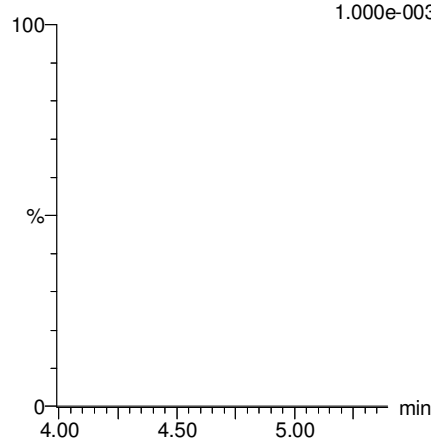


F60:MRM of 2 channels,ES-
712.9 > 369
2.337e+004



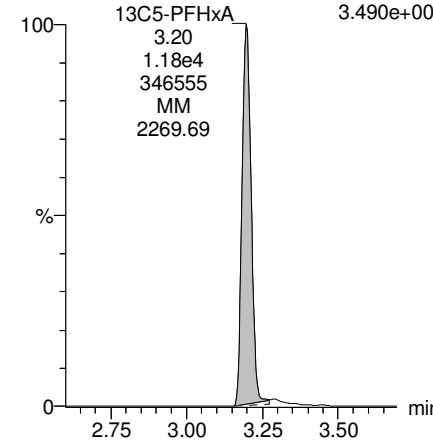
TCDA

F30:MRM of 3 channels,ES-
498.3 > 106.9
1.000e-003



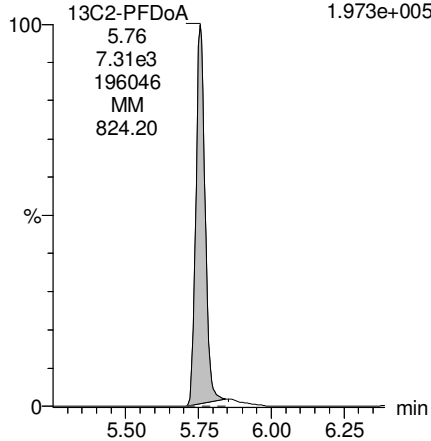
13C5-PFHxA

F10:MRM of 1 channel,ES-
318 > 272.9
3.490e+005



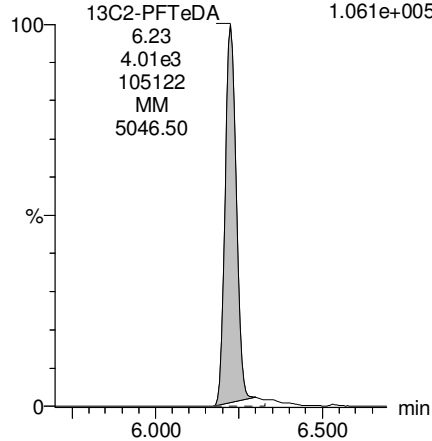
13C2-PFDoA

F54:MRM of 2 channels,ES-
615.0 > 569.7
1.973e+005



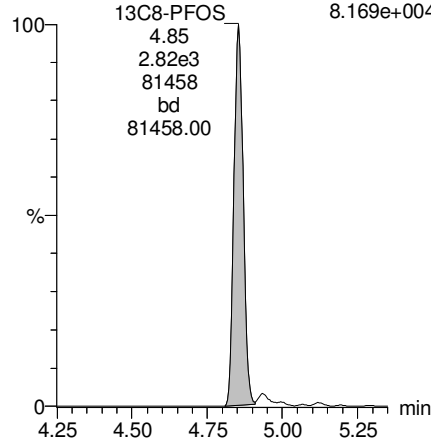
13C2-PFTeDA

F61:MRM of 2 channels,ES-
714.8 > 669.6
1.061e+005



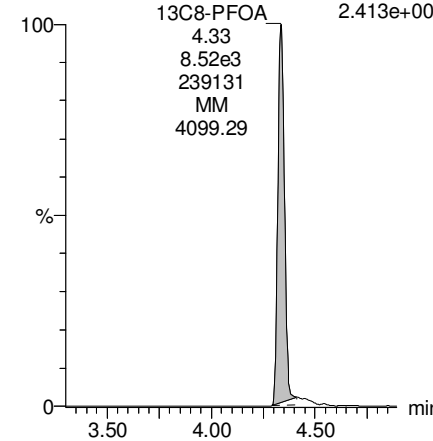
13C8-PFOS

F34:MRM of 1 channel,ES-
507.0 > 79.9
8.169e+004



13C8-PFOA

F22:MRM of 1 channel,ES-
421.3 > 376
2.413e+005



Dataset: F:\Projects\PFAS.PRO\Results\180228M1\180228M1-19.qld

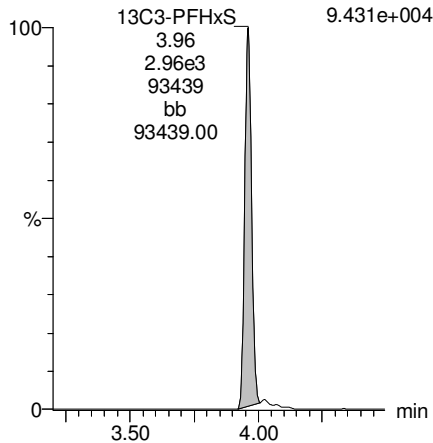
Last Altered: Friday, March 02, 2018 14:51:02 Pacific Standard Time

Printed: Friday, March 02, 2018 14:51:36 Pacific Standard Time

Name: 180228M1_19, Date: 28-Feb-2018, Time: 23:59:58, ID: B8B0129-BS1 OPR 0.125, Description: OPR

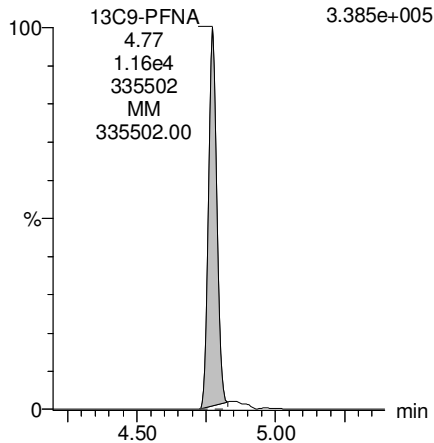
13C3-PFHxS

F18:MRM of 1 channel,ES-
401.9 > 79.9
9.431e+004



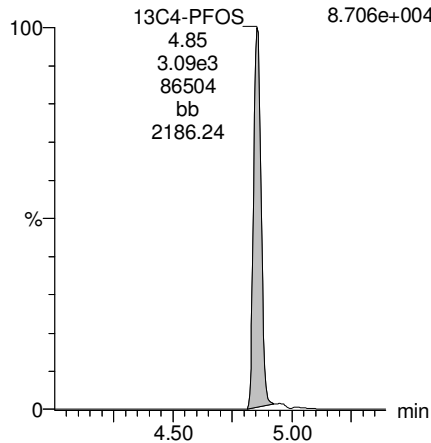
13C9-PFNA

F28:MRM of 1 channel,ES-
472.2 > 426.9
3.385e+005



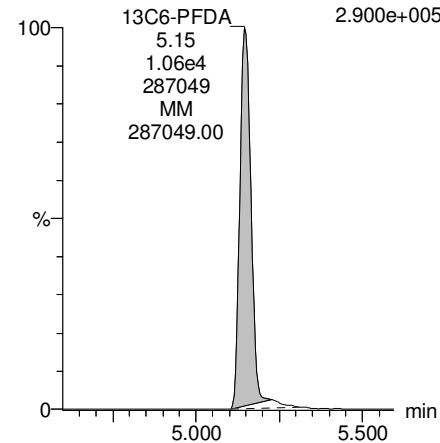
13C4-PFOS

F32:MRM of 1 channel,ES-
503 > 79.9
8.706e+004



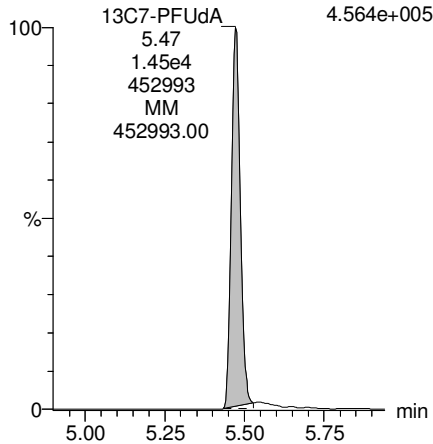
13C6-PFDA

F39:MRM of 1 channel,ES-
519.1 > 473.7
2.900e+005



13C7-PFUdA

F48:MRM of 1 channel,ES-
570.1 > 524.8
4.564e+005



Dataset: F:\Projects\PFAS.PRO\Results\180228M1\180228M1-40.qld

Last Altered: Friday, March 02, 2018 15:09:38 Pacific Standard Time

Printed: Friday, March 02, 2018 15:10:01 Pacific Standard Time

Method: F:\Projects\PFAS.PRO\MethDB\PFAS_FULL_80C_022718.mdb 28 Feb 2018 13:19:45

Calibration: F:\Projects\PFAS.PRO\CurveDB\C18_VAL-PFAS_Q4_02-28-18-FULL.cdb 01 Mar 2018 12:54:21

Name: 180228M1_40, Date: 01-Mar-2018, Time: 04:00:57, ID: 1800339-01 WI-A06-MW-06-0218 0.11846, Description: WI-A06-MW-06-0218

	# Name	Trace	Area	IS Area	Wt./Vol.	RRF	Pred.RT	RT	y Axis Resp.	Conc.	%Rec
1	3 PFBS	299.0 > 79.7	1.30e1	1.35e3	0.118		2.60	2.71	0.121	0.0456	
2	5 PFHxA	313.2 > 268.9		2.39e3	0.118		3.19				
3	7 PFHpA	363.0 > 318.9		6.16e3	0.118		3.81				
4	8 L-PFHxS	398.9 > 79.6	3.38e1	8.58e2	0.118		4.17	3.96	0.492	3.6971	
5	11 L-PFOA	413 > 368.7	7.24e1	9.60e3	0.118		4.40	4.33	0.0943		
6	14 PFNA	463.0 > 418.8		7.82e3	0.118		4.76				
7	16 L-PFOS	499 > 79.9		2.89e3	0.118		4.90				
8	18 PFDA	513 > 468.8		8.87e3	0.118		5.14				
9	21 N-MeFOSAA	570.1 > 419		3.66e3	0.118		5.29				
10	22 N-EtFOSAA	584.2 > 419		3.88e3	0.118		5.45				
11	23 PFUdA	563.0 > 518.9		9.25e3	0.118		5.46				

Dataset: F:\Projects\PFAS.PRO\Results\180228M1\180228M1-40.qld

Last Altered: Friday, March 02, 2018 15:09:38 Pacific Standard Time

Printed: Friday, March 02, 2018 15:10:09 Pacific Standard Time

Method: F:\Projects\PFAS.PRO\MethDB\PFAS_FULL_80C_022718.mdb 28 Feb 2018 13:19:45

Calibration: F:\Projects\PFAS.PRO\CurveDB\C18_VAL-PFAS_Q4_02-28-18-FULL.cdb 01 Mar 2018 12:54:21

Name: 180228M1_40, Date: 01-Mar-2018, Time: 04:00:57, ID: 1800339-01 WI-A06-MW-06-0218 0.11846, Description: WI-A06-MW-06-0218

#	Name	Trace	Area	IS Area	Wt./Vol.	RRF	Pred.RT	RT	y Axis Resp.	Conc.	%Rec
1	25	PFDa	612.9 > 569.0	8.96e3	0.118		5.74				
2	27	PFTDA	662.9 > 618.9	8.96e3	0.118		5.98				
3	28	PFTeDA	712.9 > 668.8	9.80e0	4.01e3	0.118	6.20	6.22	0.0305		
4	36	13C3-PFBS	302. > 98.8	1.35e3	1.02e4	0.118	0.123	2.69	2.70	1.65	113.1920
5	37	13C2-PFHxA	315 > 269.8	2.39e3	1.02e4	0.118	0.712	3.19	3.20	2.93	34.7759
6	38	13C4-PFHpA	367.2 > 321.8	6.16e3	1.02e4	0.118	0.678	3.81	3.81	7.55	94.0609
7	39	18O2-PFHxS	403.0 > 102.6	8.58e2	3.04e3	0.118	0.392	3.96	3.96	3.52	75.7823
8	40	13C2-PFOA	414.9 > 369.7	9.60e3	9.31e3	0.118	1.308	4.33	4.33	12.9	83.2111
9	41	13C5-PFNA	468.2 > 422.9	7.82e3	1.10e4	0.118	0.976	4.76	4.77	8.93	77.2175
10	42	13C8-PFOSA	506.1 > 77.7	2.07e3	1.14e4	0.118	0.254	4.83	4.84	2.27	75.4236
11	43	13C8-PFOS	507.0 > 79.9	2.89e3	3.23e3	0.118	1.040	4.84	4.85	11.2	90.8232
12	44	13C2-PFDA	515.1 > 469.9	8.87e3	1.18e4	0.118	0.967	5.14	5.15	9.41	82.1413
13	45	d3-N-MeFOSAA	573.3 > 419	3.66e3	1.14e4	0.118	0.381	5.29	5.29	4.02	89.0125
14	46	d5-N-EtFOSAA	589.3 > 419	3.88e3	1.14e4	0.118	0.399	5.45	5.45	4.26	90.3120
15	47	13C2-PFUdA	565 > 519.8	9.25e3	1.14e4	0.118	0.985	5.46	5.47	10.2	87.1154
16	48	13C2-PFDoA	615.0 > 569.7	8.96e3	1.14e4	0.118	0.813	5.74	5.75	9.84	102.1710
17	49	d3-N-MeFOSA	515.2 > 168.9		1.14e4	0.118	0.124	5.84			
18	50	13C2-PFTeDA	714.8 > 669.6	4.01e3	1.14e4	0.118	0.379	6.20	6.22	4.41	98.2078
19	51	d5-N-ETFOSA	531.1 > 168.9		1.14e4	0.118	0.189	6.22			
20	52	13C2-PFHxDA	815 > 769.7	3.09e3	1.14e4	0.118	0.703	6.51	6.55	3.39	40.7530
21	53	d7-N-MeFOSE	623.1 > 58.9		1.14e4	0.118	0.157	6.31			
22	54	d9-N-EtFOSE	639.2 > 58.8		1.14e4	0.118	0.146	6.45			
23	55	13C4-PFBA	217. > 171.8	8.80e3	8.80e3	0.118	1.000	1.46	1.46	12.5	105.5209
24	56	13C5-PFHxA	318 > 272.9	1.02e4	1.02e4	0.118	1.000	3.19	3.20	12.5	105.5209
25	57	13C3-PFHxS	401.9 > 79.9	3.04e3	3.04e3	0.118	1.000	3.96	3.96	12.5	105.5209
26	58	13C8-PFOA	421.3 > 376	9.31e3	9.31e3	0.118	1.000	4.33	4.33	12.5	105.5209
27	59	13C9-PFNA	472.2 > 426.9	1.10e4	1.10e4	0.118	1.000	4.70	4.77	12.5	105.5209
28	60	13C4-PFOS	503 > 79.9	3.23e3	3.23e3	0.118	1.000	4.84	4.85	12.5	105.5209
29	61	13C6-PFDA	519.1 > 473.7	1.18e4	1.18e4	0.118	1.000	5.14	5.14	12.5	105.5209
30	62	13C7-PFUdA	570.1 > 524.8	1.14e4	1.14e4	0.118	1.000	5.46	5.47	12.5	105.5209
31	63	Total PFHxS	398.9 > 79.6	3.38e1	8.58e2	0.118		3.85		0.492	3.6971
32	64	Total PFOA	413 > 368.7	7.24e1	9.60e3	0.118		4.21		0.000	

Dataset: F:\Projects\PFAS.PRO\Results\180228M1\180228M1-40.qld

Last Altered: Friday, March 02, 2018 15:09:38 Pacific Standard Time

Printed: Friday, March 02, 2018 15:10:09 Pacific Standard Time

Name: 180228M1_40, Date: 01-Mar-2018, Time: 04:00:57, ID: 1800339-01 WI-A06-MW-06-0218 0.11846, Description: WI-A06-MW-06-0218

	# Name	Trace	Area	IS Area	Wt./Vol.	RRF	Pred.RT	RT	y Axis Resp.	Conc.	%Rec
33	65 Total PFOS	499 > 79.9	0.00e0	2.89e3	0.118		4.73		0.000		
34	66 Total N-MeFOSAA	570.1 > 419	0.00e0	3.66e3	0.118		5.29		0.000		
35	67 Total N-EtFOSAA	584.2 > 419	0.00e0	3.88e3	0.118		5.45		0.000		

Dataset: F:\Projects\PFAS.PRO\Results\180228M1\180228M1-40.qld

Last Altered: Friday, March 02, 2018 15:09:38 Pacific Standard Time

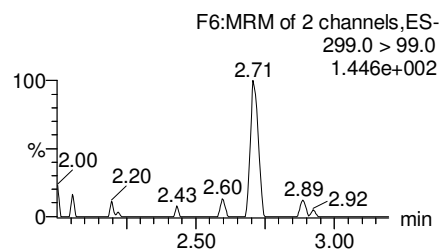
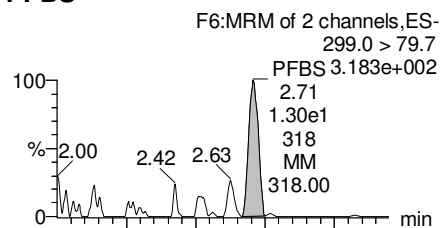
Printed: Friday, March 02, 2018 15:10:09 Pacific Standard Time

Method: F:\Projects\PFAS.PRO\MethDB\PFAS_FULL_80C_022718.mdb 28 Feb 2018 13:19:45

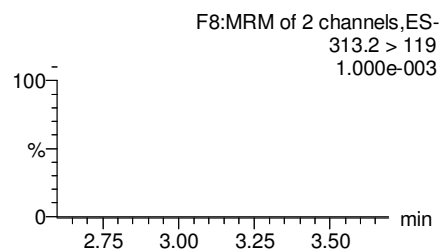
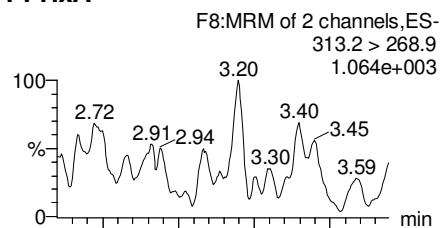
Calibration: F:\Projects\PFAS.PRO\CurveDB\C18_VAL-PFAS_Q4_02-28-18-FULL.cdb 01 Mar 2018 12:54:21

Name: 180228M1_40, Date: 01-Mar-2018, Time: 04:00:57, ID: 1800339-01 WI-A06-MW-06-0218 0.11846, Description: WI-A06-MW-06-0218

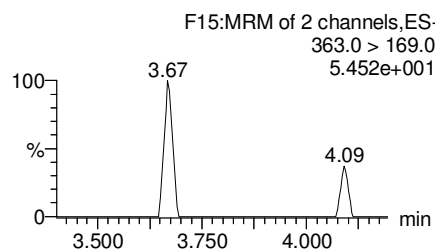
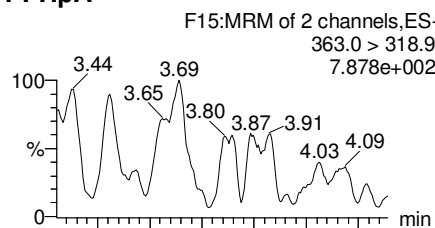
PFBS



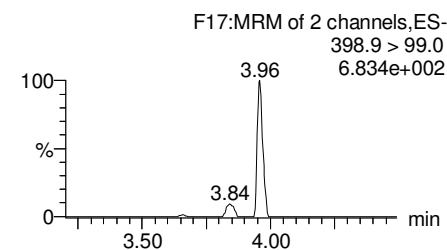
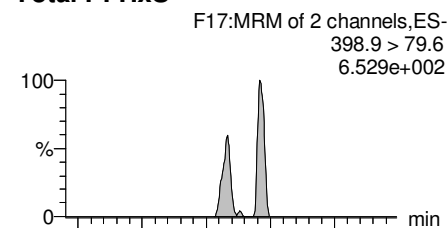
PFHxA



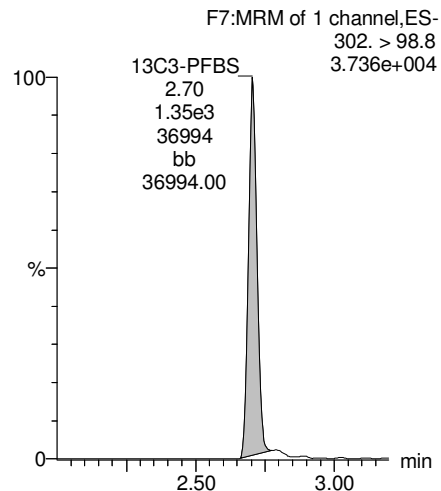
PFHpA



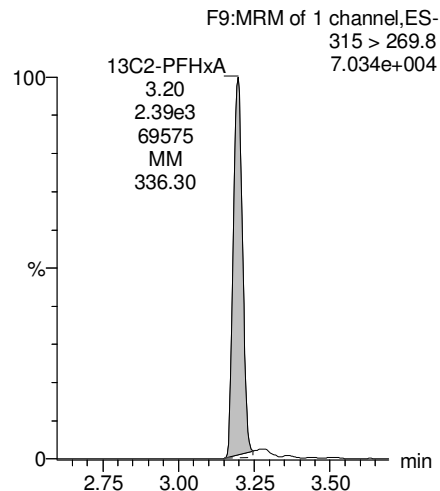
Total PFHxS



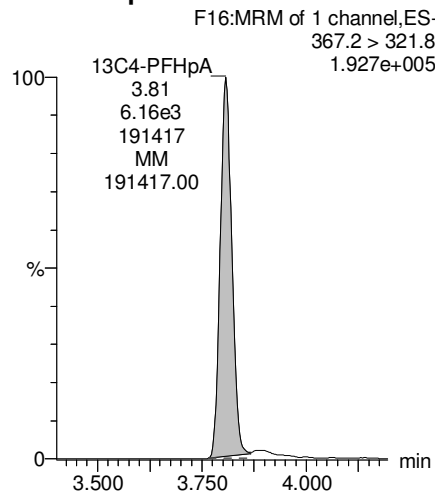
13C3-PFBS



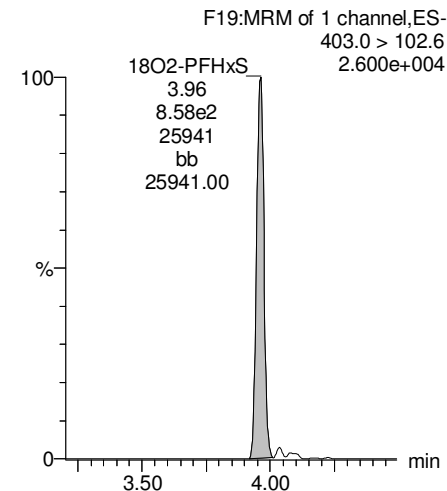
13C2-PFHxA



13C4-PFHpA



18O2-PFHxS



Dataset: F:\Projects\PFAS.PRO\Results\180228M1\180228M1-40.qld

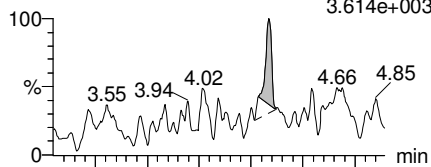
Last Altered: Friday, March 02, 2018 15:09:38 Pacific Standard Time

Printed: Friday, March 02, 2018 15:10:09 Pacific Standard Time

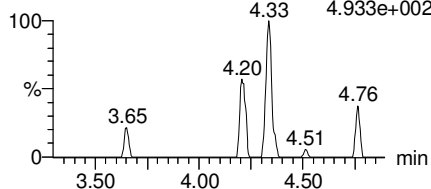
Name: 180228M1_40, Date: 01-Mar-2018, Time: 04:00:57, ID: 1800339-01 WI-A06-MW-06-0218 0.11846, Description: WI-A06-MW-06-0218

Total PFOA

F20:MRM of 2 channels,ES-
413 > 368.7
3.614e+003

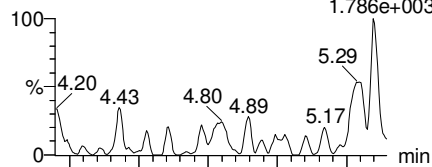


F20:MRM of 2 channels,ES-
413 > 169
4.933e+002

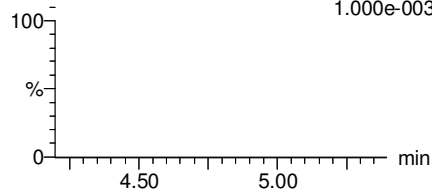


PFNA

F26:MRM of 2 channels,ES-
463.0 > 418.8
1.786e+003

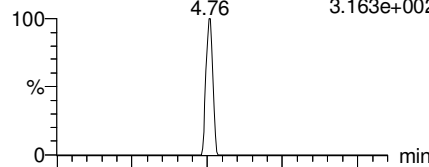


F26:MRM of 2 channels,ES-
463.0 > 219.0
1.000e-003

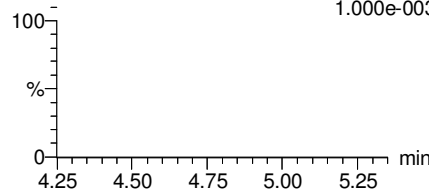


Total PFOS

F31:MRM of 2 channels,ES-
499 > 79.9
3.163e+002

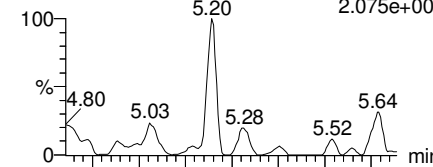


F31:MRM of 2 channels,ES-
499 > 99
1.000e-003

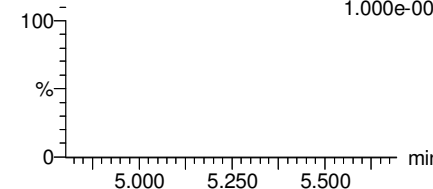


PFDA

F36:MRM of 2 channels,ES-
513 > 468.8
2.075e+003

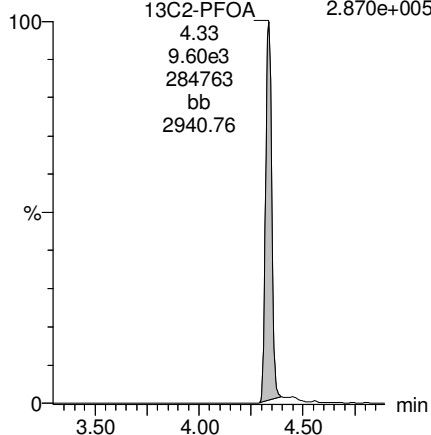


F36:MRM of 2 channels,ES-
513 > 219
1.000e-003



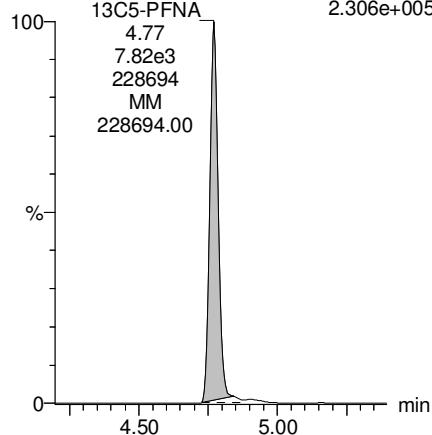
13C2-PFOA

F21:MRM of 1 channel,ES-
414.9 > 369.7
2.870e+005



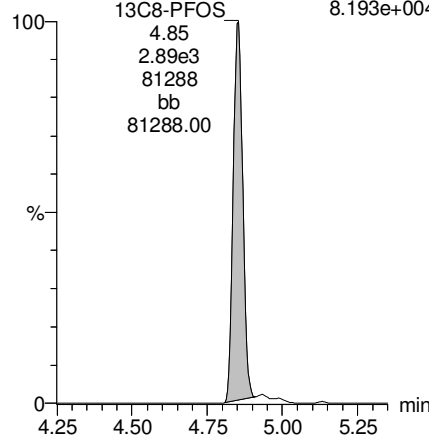
13C5-PFNA

F27:MRM of 1 channel,ES-
468.2 > 422.9
2.306e+005



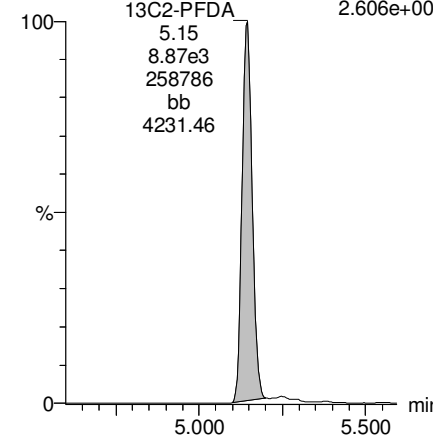
13C8-PFOS

F34:MRM of 1 channel,ES-
507.0 > 79.9
8.193e+004



13C2-PFDA

F37:MRM of 1 channel,ES-
515.1 > 469.9
2.606e+005



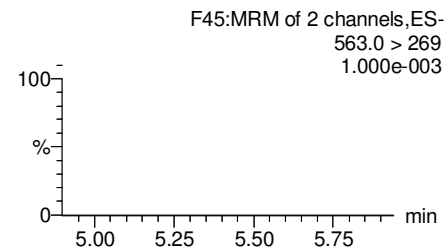
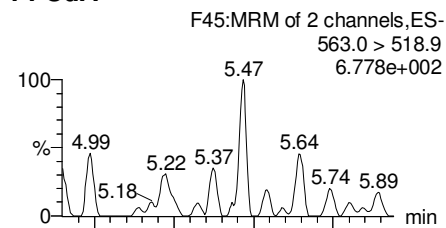
Dataset: F:\Projects\PFAS.PRO\Results\180228M1\180228M1-40.qld

Last Altered: Friday, March 02, 2018 15:09:38 Pacific Standard Time

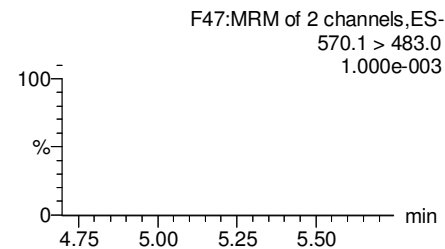
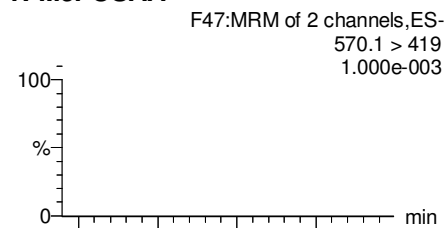
Printed: Friday, March 02, 2018 15:10:09 Pacific Standard Time

Name: 180228M1_40, Date: 01-Mar-2018, Time: 04:00:57, ID: 1800339-01 WI-A06-MW-06-0218 0.11846, Description: WI-A06-MW-06-0218

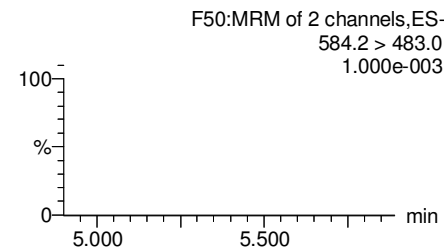
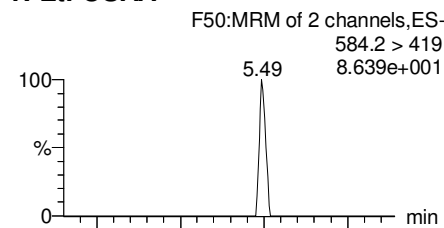
PFUdA



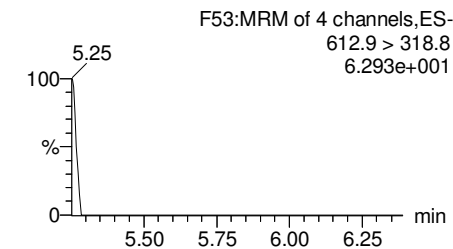
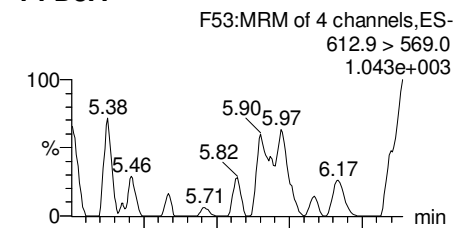
N-MeFOSAA



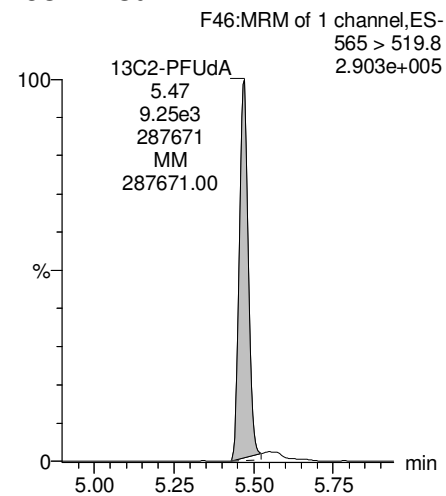
N-EtFOSAA



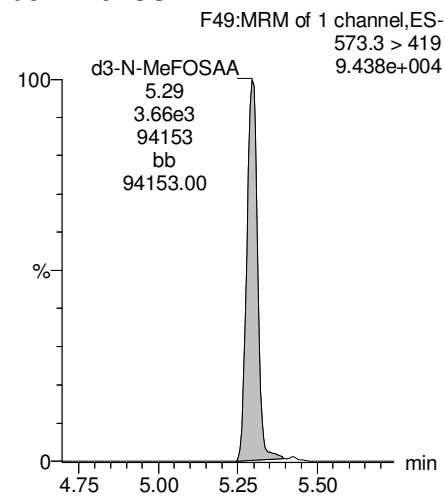
PFDaA



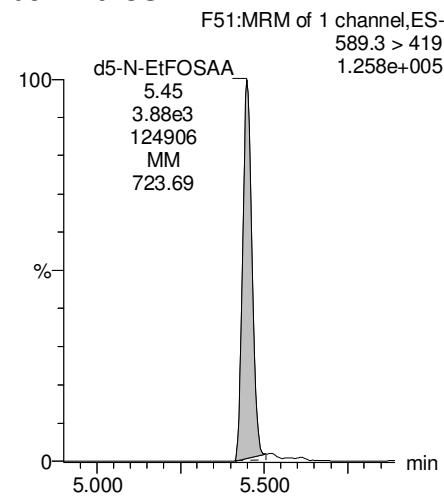
13C2-PFUdA



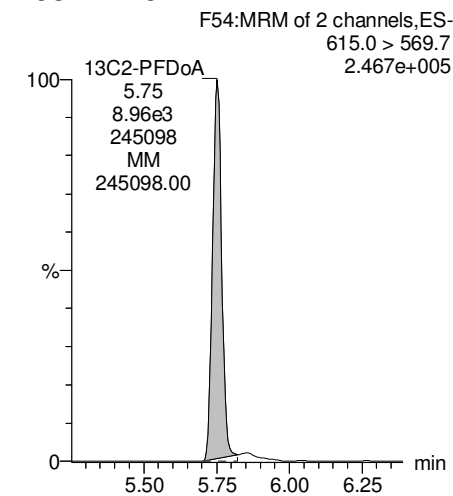
d3-N-MeFOSAA



d5-N-EtFOSAA



13C2-PFDaA



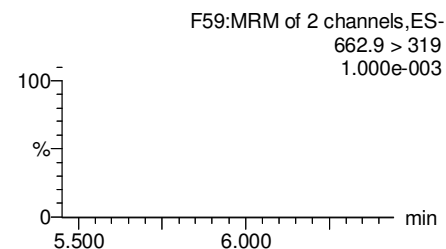
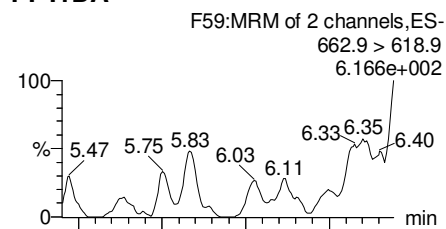
Dataset: F:\Projects\PFAS.PRO\Results\180228M1\180228M1-40.qld

Last Altered: Friday, March 02, 2018 15:09:38 Pacific Standard Time

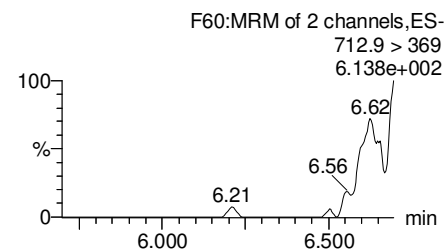
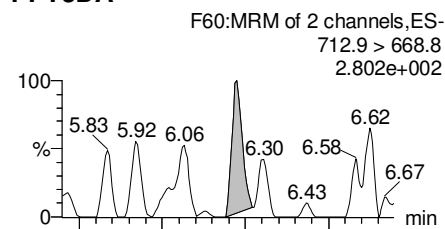
Printed: Friday, March 02, 2018 15:10:09 Pacific Standard Time

Name: 180228M1_40, Date: 01-Mar-2018, Time: 04:00:57, ID: 1800339-01 WI-A06-MW-06-0218 0.11846, Description: WI-A06-MW-06-0218

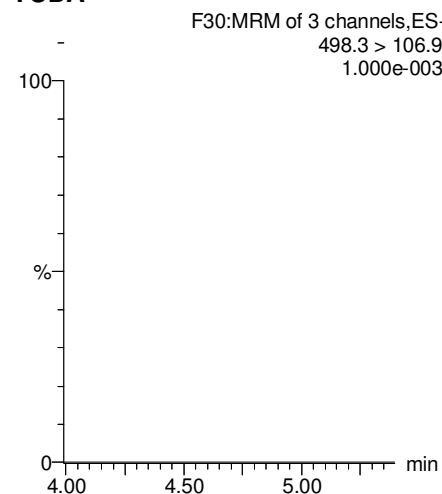
PFTrDA



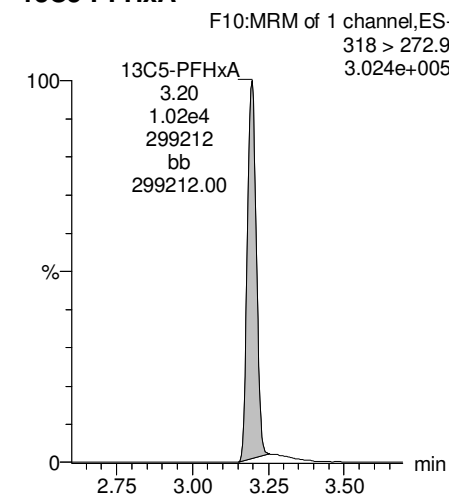
PFTeDA



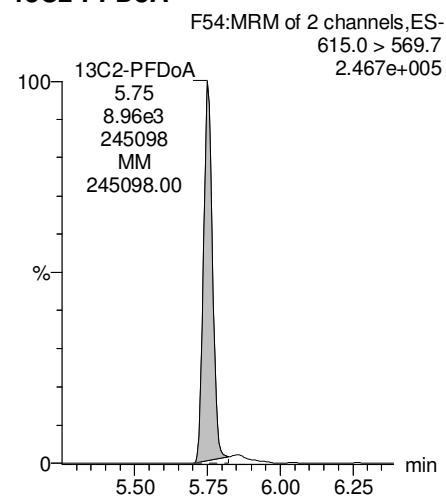
TCDA



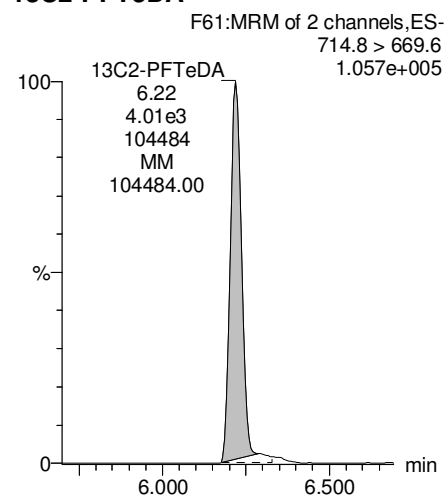
13C5-PFHxA



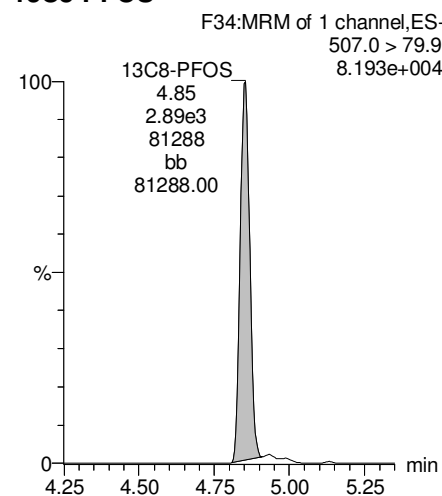
13C2-PFDoA



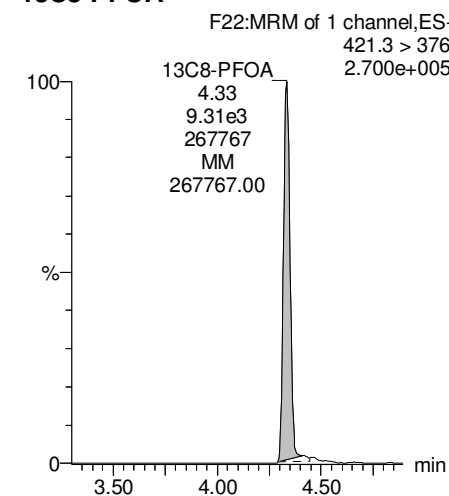
13C2-PFTeDA



13C8-PFOS



13C8-PFOA



Dataset: F:\Projects\PFAS.PRO\Results\180228M1\180228M1-40.qld

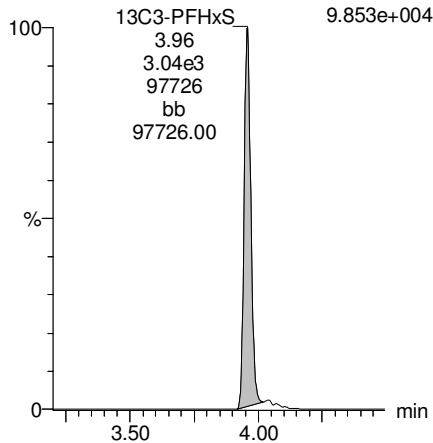
Last Altered: Friday, March 02, 2018 15:09:38 Pacific Standard Time

Printed: Friday, March 02, 2018 15:10:09 Pacific Standard Time

Name: 180228M1_40, Date: 01-Mar-2018, Time: 04:00:57, ID: 1800339-01 WI-A06-MW-06-0218 0.11846, Description: WI-A06-MW-06-0218

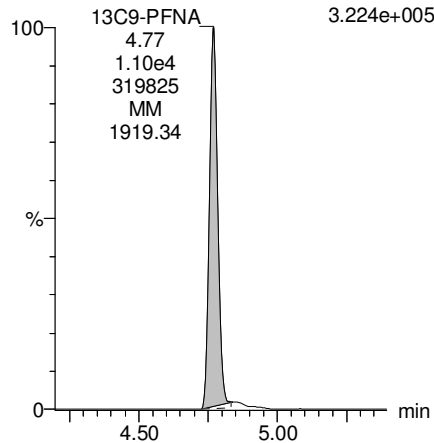
13C3-PFHxS

F18:MRM of 1 channel,ES-
401.9 > 79.9
9.853e+004



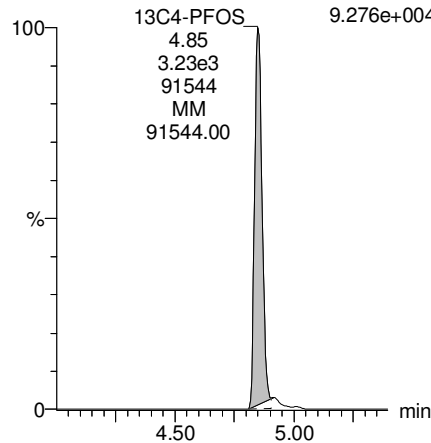
13C9-PFNA

F28:MRM of 1 channel,ES-
472.2 > 426.9
3.224e+005



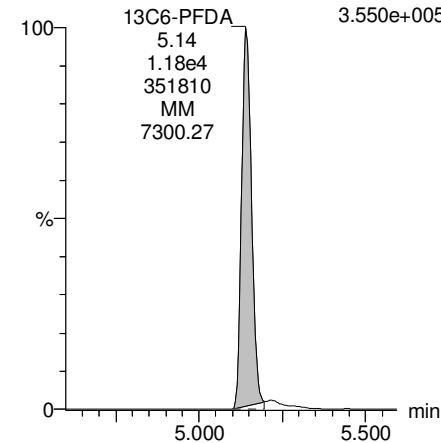
13C4-PFOS

F32:MRM of 1 channel,ES-
503 > 79.9
9.276e+004



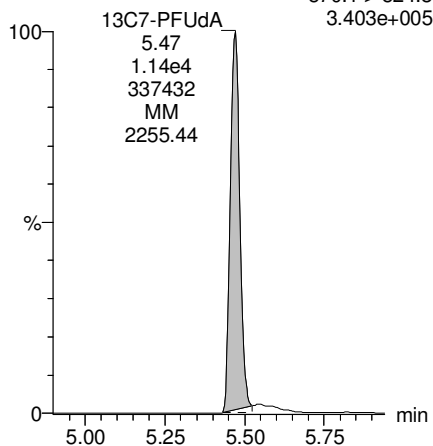
13C6-PFDA

F39:MRM of 1 channel,ES-
519.1 > 473.7
3.550e+005



13C7-PFUdA

F48:MRM of 1 channel,ES-
570.1 > 524.8
3.403e+005



Dataset: F:\Projects\PFAS.PRO\Results\180228M1\180228M1-41.qld

Last Altered: Friday, March 02, 2018 15:12:47 Pacific Standard Time

Printed: Friday, March 02, 2018 15:13:05 Pacific Standard Time

Method: F:\Projects\PFAS.PRO\MethDB\PFAS_FULL_80C_022718.mdb 28 Feb 2018 13:19:45

Calibration: F:\Projects\PFAS.PRO\CurveDB\C18_VAL-PFAS_Q4_02-28-18-FULL.cdb 01 Mar 2018 12:54:21

Name: 180228M1_41, Date: 01-Mar-2018, Time: 04:12:27, ID: 1800339-02 WI-A06-FB01-021618 0.12165, Description: WI-A06-FB01-021618

	# Name	Trace	Area	IS Area	Wt./Vol.	RRF	Pred.RT	RT	y Axis Resp.	Conc.	%Rec
1	3 PFBS	299.0 > 79.7		1.42e3	0.122		2.60				
2	5 PFHxA	313.2 > 268.9		2.84e3	0.122		3.19				
3	7 PFHpA	363.0 > 318.9		7.06e3	0.122		3.81				
4	8 L-PFHxS	398.9 > 79.6	4.47e0	9.89e2	0.122		4.17	3.96	0.0565	1.8919	
5	11 L-PFOA	413 > 368.7		1.05e4	0.122		4.40				
6	14 PFNA	463.0 > 418.8		7.41e3	0.122		4.76				
7	16 L-PFOS	499 > 79.9		2.47e3	0.122		4.90				
8	18 PFDA	513 > 468.8		7.64e3	0.122		5.14				
9	21 N-MeFOSAA	570.1 > 419		2.92e3	0.122		5.29				
10	22 N-EtFOSAA	584.2 > 419		3.95e3	0.122		5.45				
11	23 PFUdA	563.0 > 518.9		9.47e3	0.122		5.46				

Dataset: F:\Projects\PFAS.PRO\Results\180228M1\180228M1-41.qld

Last Altered: Friday, March 02, 2018 15:12:47 Pacific Standard Time

Printed: Friday, March 02, 2018 15:13:14 Pacific Standard Time

Method: F:\Projects\PFAS.PRO\MethDB\PFAS_FULL_80C_022718.mdb 28 Feb 2018 13:19:45

Calibration: F:\Projects\PFAS.PRO\CurveDB\C18_VAL-PFAS_Q4_02-28-18-FULL.cdb 01 Mar 2018 12:54:21

Name: 180228M1_41, Date: 01-Mar-2018, Time: 04:12:27, ID: 1800339-02 WI-A06-FB01-021618 0.12165, Description: WI-A06-FB01-021618

#	Name	Trace	Area	IS Area	Wt./Vol.	RRF	Pred.RT	RT	y Axis Resp.	Conc.	%Rec	
1	25	PFDa	612.9 > 569.0	6.22e3	0.122		5.74					
2	27	PFTDA	662.9 > 618.9	6.22e3	0.122		5.98					
3	28	PFTeDA	712.9 > 668.8	3.56e3	0.122		6.20					
4	36	13C3-PFBS	302. > 98.8	1.42e3	1.10e4	0.122	0.123	2.69	2.70	1.62	107.7801	104.9
5	37	13C2-PFHxA	315 > 269.8	2.84e3	1.10e4	0.122	0.712	3.19	3.20	3.23	37.2607	90.7
6	38	13C4-PFHpA	367.2 > 321.8	7.06e3	1.10e4	0.122	0.678	3.81	3.81	8.02	97.2315	94.6
7	39	18O2-PFHxS	403.0 > 102.6	9.89e2	3.19e3	0.122	0.392	3.96	3.96	3.87	81.0907	78.9
8	40	13C2-PFOA	414.9 > 369.7	1.05e4	9.85e3	0.122	1.308	4.33	4.33	13.3	83.6227	81.4
9	41	13C5-PFNA	468.2 > 422.9	7.41e3	1.06e4	0.122	0.976	4.76	4.77	8.70	73.2729	71.3
10	42	13C8-PFOSA	506.1 > 77.7	1.44e3	1.31e4	0.122	0.254	4.83	4.84	1.38	44.4533	43.3
11	43	13C8-PFOS	507.0 > 79.9	2.47e3	3.20e3	0.122	1.040	4.84	4.85	9.65	76.2770	74.2
12	44	13C2-PFDA	515.1 > 469.9	7.64e3	1.21e4	0.122	0.967	5.14	5.14	7.90	67.1617	65.4
13	45	d3-N-MeFOSAA	573.3 > 419	2.92e3	1.31e4	0.122	0.381	5.29	5.29	2.78	60.0011	58.4
14	46	d5-N-EtFOSAA	589.3 > 419	3.95e3	1.31e4	0.122	0.399	5.45	5.45	3.77	77.6584	75.6
15	47	13C2-PFUdA	565 > 519.8	9.47e3	1.31e4	0.122	0.985	5.46	5.47	9.04	75.4283	73.4
16	48	13C2-PFDoA	615.0 > 569.7	6.22e3	1.31e4	0.122	0.813	5.74	5.75	5.94	60.0316	58.4
17	49	d3-N-MeFOSA	515.2 > 168.9		1.31e4	0.122	0.124	5.84				
18	50	13C2-PFTeDA	714.8 > 669.6	3.56e3	1.31e4	0.122	0.379	6.20	6.22	3.39	73.6559	71.7
19	51	d5-N-ETFOSA	531.1 > 168.9		1.31e4	0.122	0.189	6.22				
20	52	13C2-PFHxDA	815 > 769.7	3.20e3	1.31e4	0.122	0.703	6.51	6.55	3.06	35.7703	87.0
21	53	d7-N-MeFOSE	623.1 > 58.9		1.31e4	0.122	0.157	6.31				
22	54	d9-N-EtFOSE	639.2 > 58.8		1.31e4	0.122	0.146	6.45				
23	55	13C4-PFBA	217. > 171.8	1.02e4	1.02e4	0.122	1.000	1.46	1.47	12.5	102.7538	100.0
24	56	13C5-PFHxA	318 > 272.9	1.10e4	1.10e4	0.122	1.000	3.19	3.20	12.5	102.7538	100.0
25	57	13C3-PFHxS	401.9 > 79.9	3.19e3	3.19e3	0.122	1.000	3.96	3.96	12.5	102.7538	100.0
26	58	13C8-PFOA	421.3 > 376	9.85e3	9.85e3	0.122	1.000	4.33	4.33	12.5	102.7538	100.0
27	59	13C9-PFNA	472.2 > 426.9	1.06e4	1.06e4	0.122	1.000	4.70	4.77	12.5	102.7538	100.0
28	60	13C4-PFOS	503 > 79.9	3.20e3	3.20e3	0.122	1.000	4.84	4.85	12.5	102.7538	100.0
29	61	13C6-PFDA	519.1 > 473.7	1.21e4	1.21e4	0.122	1.000	5.14	5.14	12.5	102.7538	100.0
30	62	13C7-PFUdA	570.1 > 524.8	1.31e4	1.31e4	0.122	1.000	5.46	5.47	12.5	102.7538	100.0
31	63	Total PFHxS	398.9 > 79.6	4.47e0	9.89e2	0.122		3.85		0.0565	1.8919	
32	64	Total PFOA	413 > 368.7	0.00e0	1.05e4	0.122		4.21		0.000		

Dataset: F:\Projects\PFAS.PRO\Results\180228M1\180228M1-41.qld

Last Altered: Friday, March 02, 2018 15:12:47 Pacific Standard Time

Printed: Friday, March 02, 2018 15:13:14 Pacific Standard Time

Name: 180228M1_41, Date: 01-Mar-2018, Time: 04:12:27, ID: 1800339-02 WI-A06-FB01-021618 0.12165, Description: WI-A06-FB01-021618

	# Name	Trace	Area	IS Area	Wt./Vol.	RRF	Pred.RT	RT	y Axis Resp.	Conc.	%Rec
33	65 Total PFOS	499 > 79.9	0.00e0	2.47e3	0.122		4.73		0.000		
34	66 Total N-MeFOSAA	570.1 > 419	0.00e0	2.92e3	0.122		5.29		0.000		
35	67 Total N-EtFOSAA	584.2 > 419	0.00e0	3.95e3	0.122		5.45		0.000		

Dataset: F:\Projects\PFAS.PRO\Results\180228M1\180228M1-41.qld

Last Altered: Friday, March 02, 2018 15:12:47 Pacific Standard Time

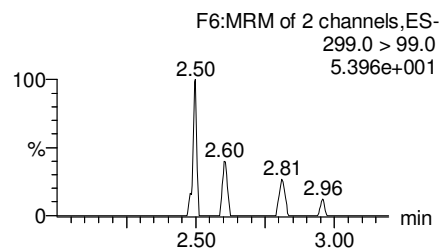
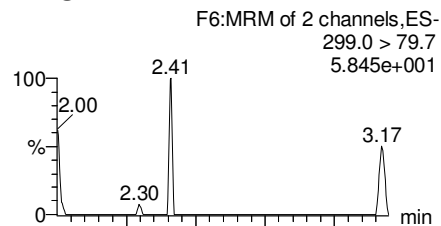
Printed: Friday, March 02, 2018 15:13:14 Pacific Standard Time

Method: F:\Projects\PFAS.PRO\MethDB\PFAS_FULL_80C_022718.mdb 28 Feb 2018 13:19:45

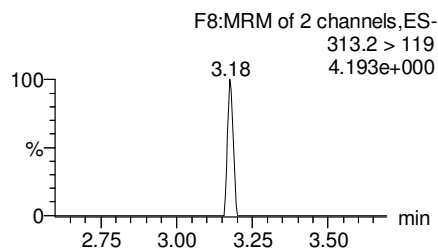
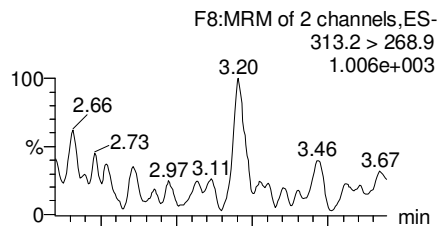
Calibration: F:\Projects\PFAS.PRO\CurveDB\C18_VAL-PFAS_Q4_02-28-18-FULL.cdb 01 Mar 2018 12:54:21

Name: 180228M1_41, Date: 01-Mar-2018, Time: 04:12:27, ID: 1800339-02 WI-A06-FB01-021618 0.12165, Description: WI-A06-FB01-021618

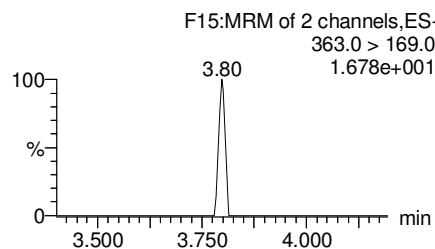
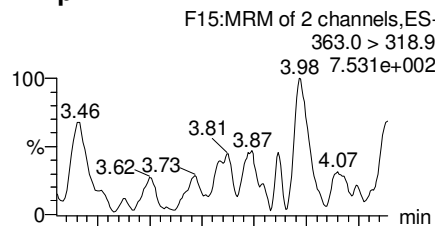
PFBS



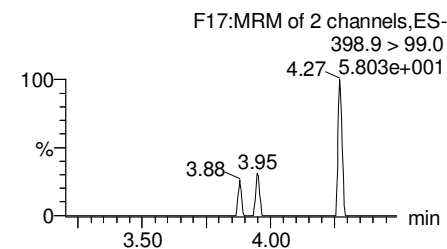
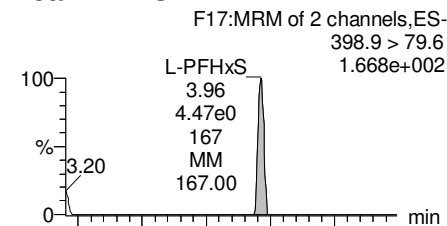
PFHxA



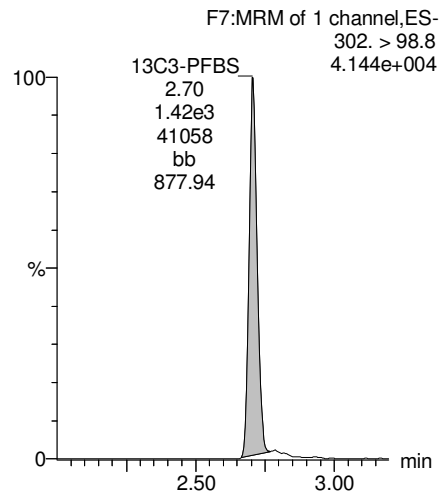
PFHpA



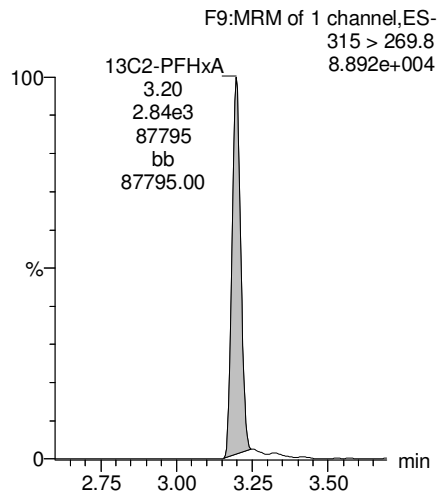
Total PFHxS



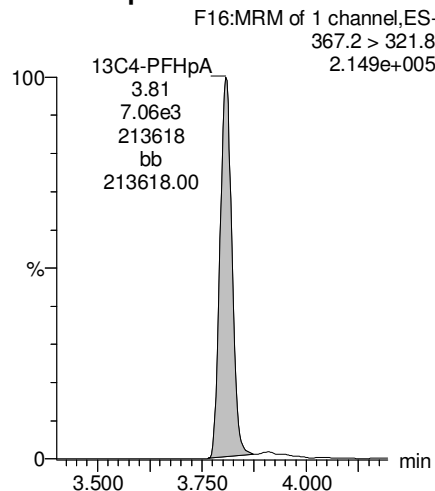
13C3-PFBS



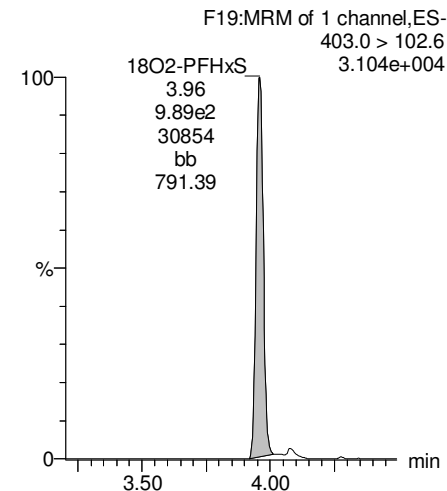
13C2-PFHxA



13C4-PFHpA



18O2-PFHxS



Dataset: F:\Projects\PFAS.PRO\Results\180228M1\180228M1-41.qld

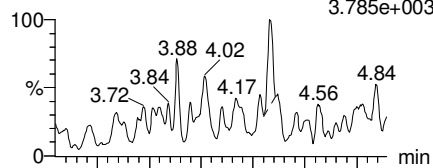
Last Altered: Friday, March 02, 2018 15:12:47 Pacific Standard Time

Printed: Friday, March 02, 2018 15:13:14 Pacific Standard Time

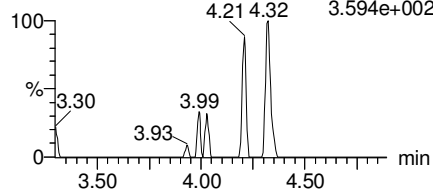
Name: 180228M1_41, Date: 01-Mar-2018, Time: 04:12:27, ID: 1800339-02 WI-A06-FB01-021618 0.12165, Description: WI-A06-FB01-021618

Total PFOA

F20:MRM of 2 channels,ES-
413 > 368.7
3.785e+003

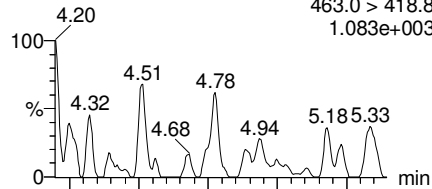


F20:MRM of 2 channels,ES-
413 > 169
3.594e+002

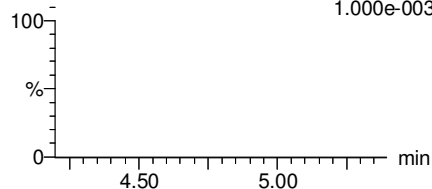


PFNA

F26:MRM of 2 channels,ES-
463.0 > 418.8
1.083e+003




F26:MRM of 2 channels,ES-
463.0 > 219.0
1.000e-003

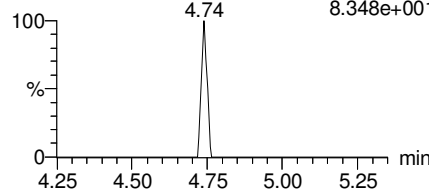


Total PFOS

F31:MRM of 2 channels,ES-
499 > 79.9
1.000e-003

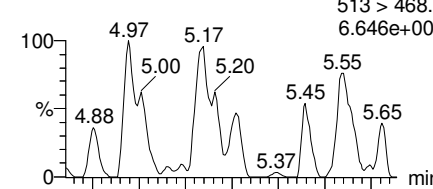


F31:MRM of 2 channels,ES-
499 > 99
8.348e+001

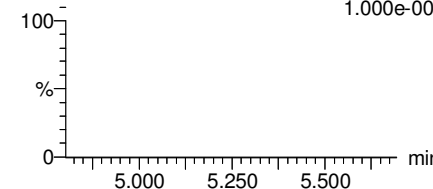


PFDA

F36:MRM of 2 channels,ES-
513 > 468.8
6.646e+002

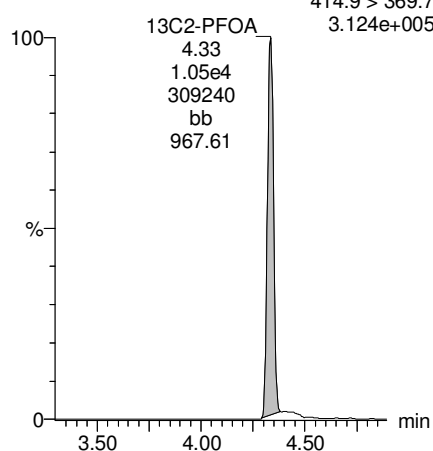


F36:MRM of 2 channels,ES-
513 > 219
1.000e-003



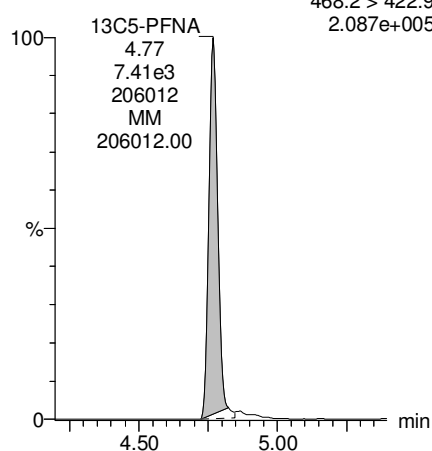
13C2-PFOA

F21:MRM of 1 channel,ES-
414.9 > 369.7
3.124e+005



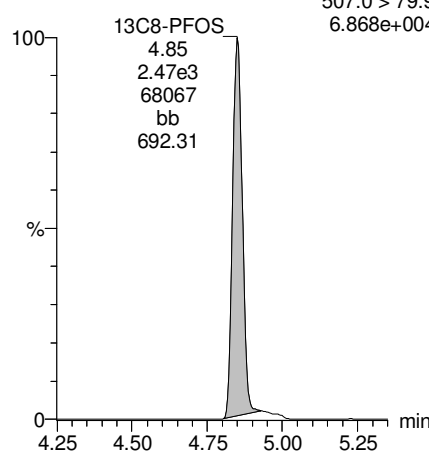
13C5-PFNA

F27:MRM of 1 channel,ES-
468.2 > 422.9
2.087e+005



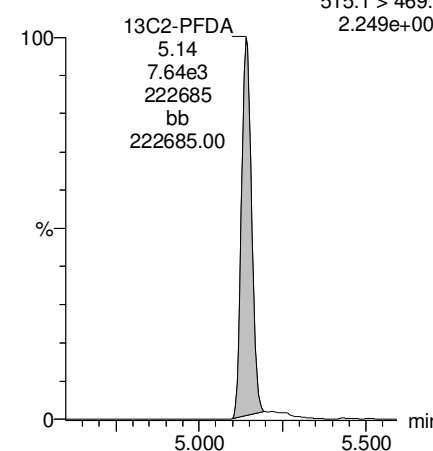
13C8-PFOS

F34:MRM of 1 channel,ES-
507.0 > 79.9
6.868e+004



13C2-PFDA

F37:MRM of 1 channel,ES-
515.1 > 469.9
2.249e+005



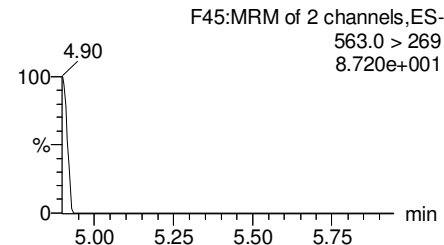
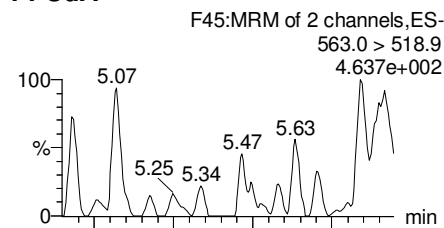
Dataset: F:\Projects\PFAS.PRO\Results\180228M1\180228M1-41.qld

Last Altered: Friday, March 02, 2018 15:12:47 Pacific Standard Time

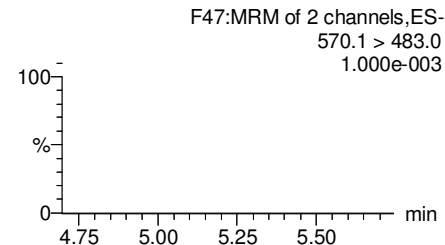
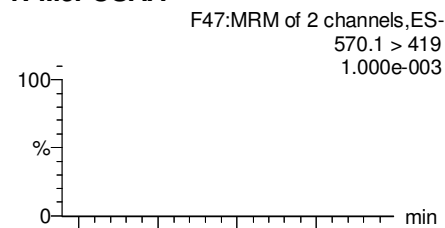
Printed: Friday, March 02, 2018 15:13:14 Pacific Standard Time

Name: 180228M1_41, Date: 01-Mar-2018, Time: 04:12:27, ID: 1800339-02 WI-A06-FB01-021618 0.12165, Description: WI-A06-FB01-021618

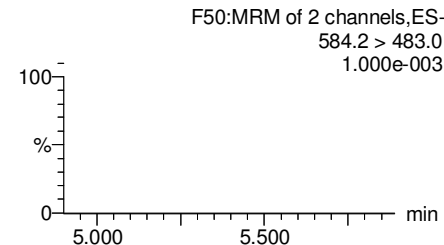
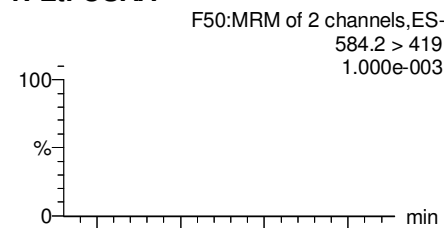
PFUdA



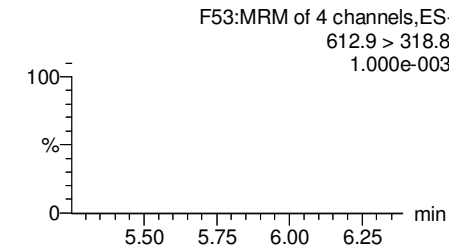
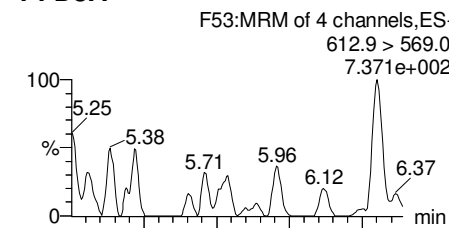
N-MeFOSAA



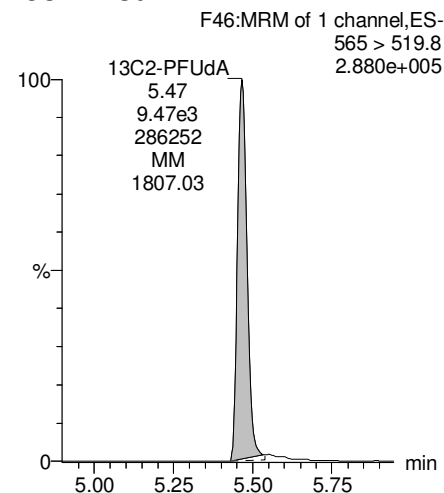
N-EtFOSAA



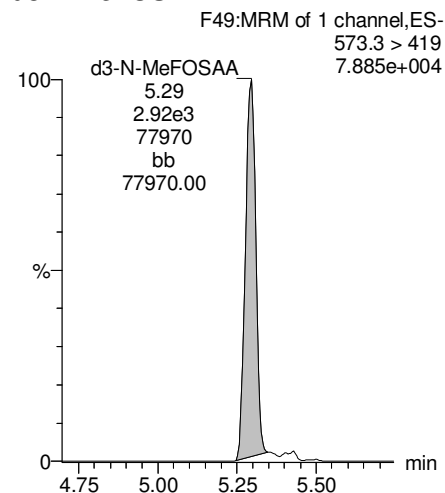
PFDaA



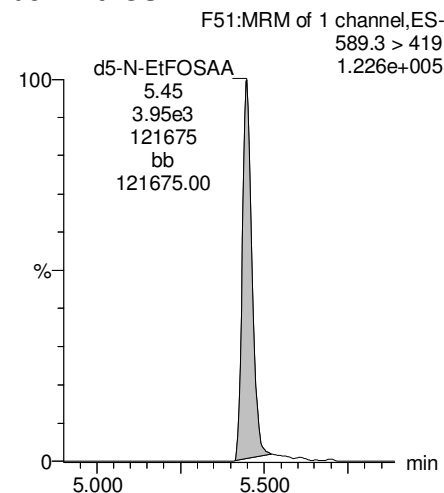
13C2-PFUdA



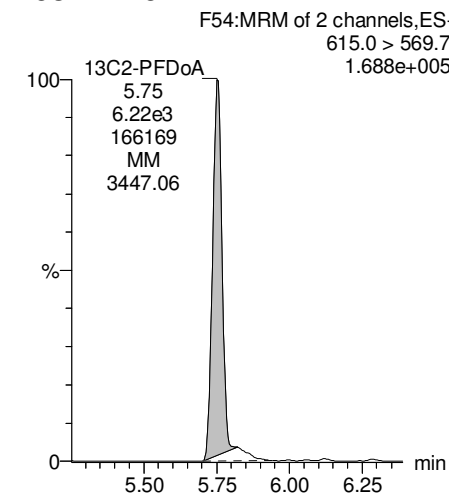
d3-N-MeFOSAA



d5-N-EtFOSAA



13C2-PFDaA



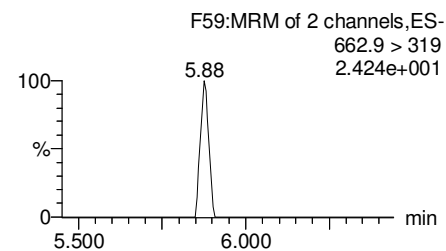
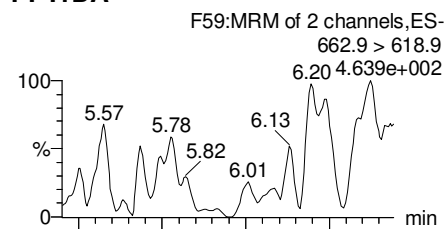
Dataset: F:\Projects\PFAS.PRO\Results\180228M1\180228M1-41.qld

Last Altered: Friday, March 02, 2018 15:12:47 Pacific Standard Time

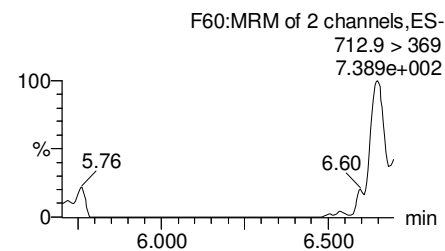
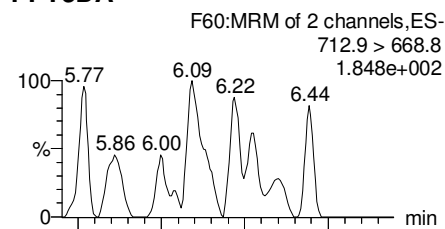
Printed: Friday, March 02, 2018 15:13:14 Pacific Standard Time

Name: 180228M1_41, Date: 01-Mar-2018, Time: 04:12:27, ID: 1800339-02 WI-A06-FB01-021618 0.12165, Description: WI-A06-FB01-021618

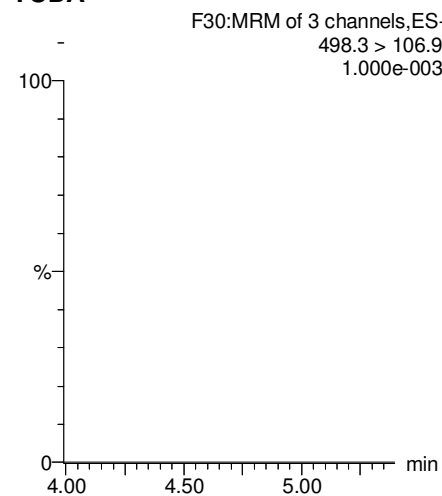
PFTrDA



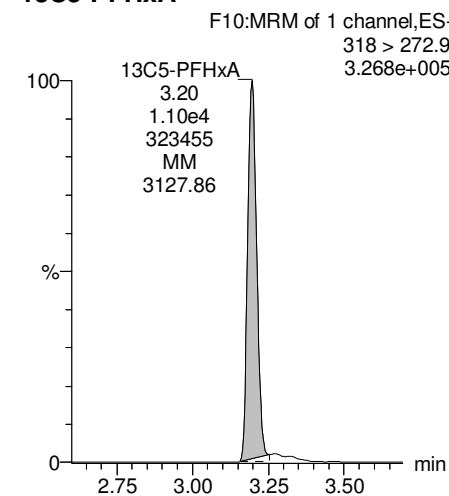
PFTeDA



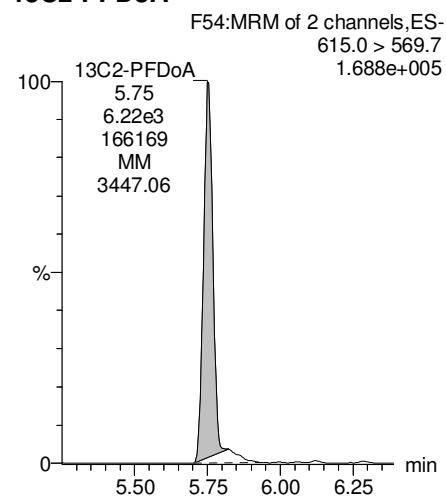
TCDA



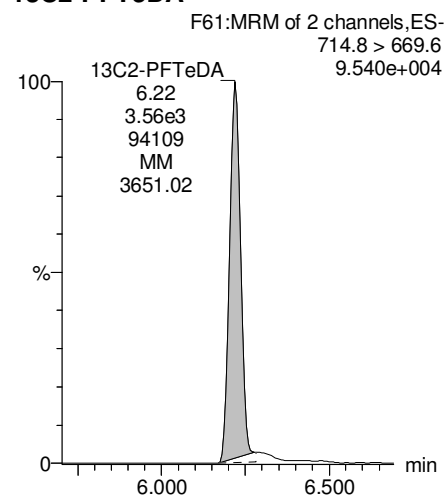
13C5-PFHxA



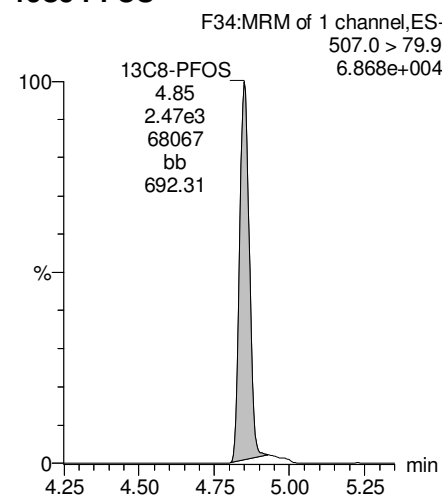
13C2-PFDoA



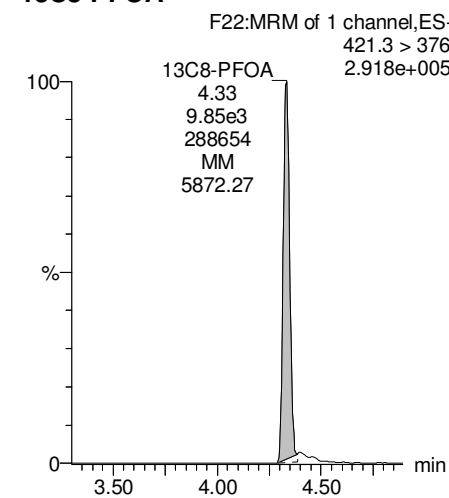
13C2-PFTeDA



13C8-PFOS



13C8-PFOA



Dataset: F:\Projects\PFAS.PRO\Results\180228M1\180228M1-41.qld

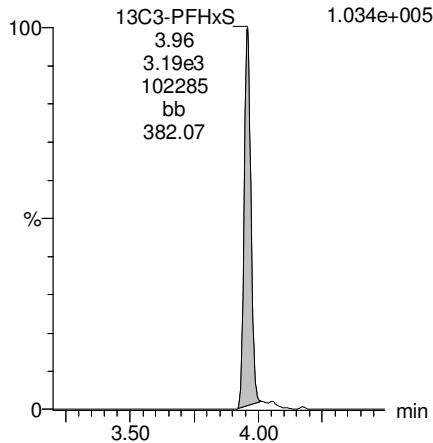
Last Altered: Friday, March 02, 2018 15:12:47 Pacific Standard Time

Printed: Friday, March 02, 2018 15:13:14 Pacific Standard Time

Name: 180228M1_41, Date: 01-Mar-2018, Time: 04:12:27, ID: 1800339-02 WI-A06-FB01-021618 0.12165, Description: WI-A06-FB01-021618

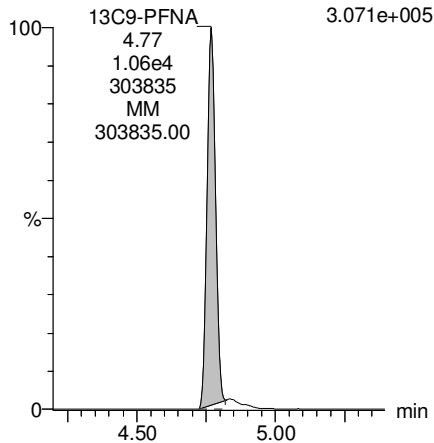
13C3-PFHxS

F18:MRM of 1 channel,ES-
401.9 > 79.9
1.034e+005



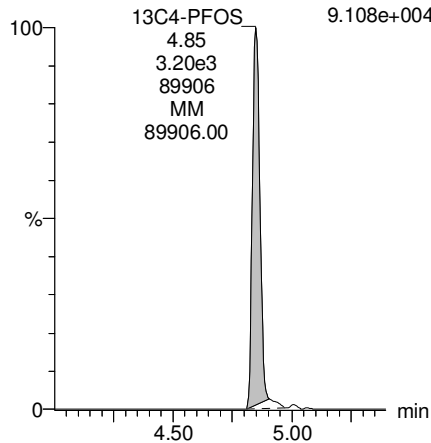
13C9-PFNA

F28:MRM of 1 channel,ES-
472.2 > 426.9
3.071e+005



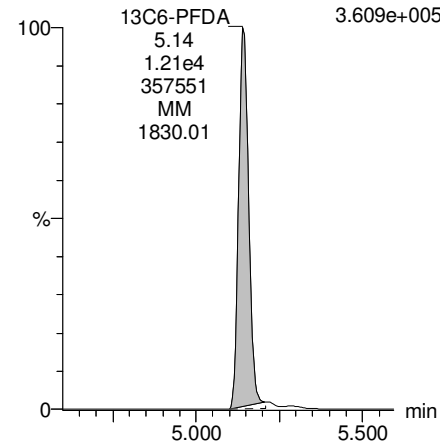
13C4-PFOS

F32:MRM of 1 channel,ES-
503 > 79.9
9.108e+004



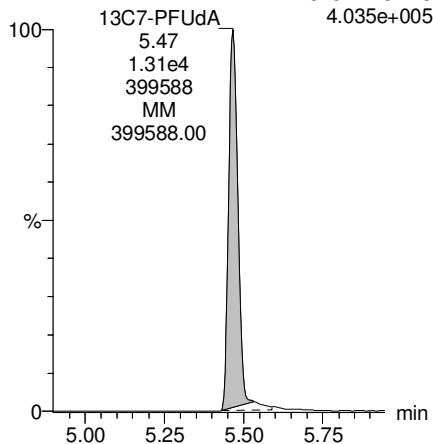
13C6-PFDA

F39:MRM of 1 channel,ES-
519.1 > 473.7
3.609e+005



13C7-PFUdA

F48:MRM of 1 channel,ES-
570.1 > 524.8
4.035e+005



Dataset: F:\Projects\PFAS.PRO\Results\180228M1\180228M1-42.qld

Last Altered: Friday, March 02, 2018 15:15:28 Pacific Standard Time

Printed: Friday, March 02, 2018 15:15:46 Pacific Standard Time

Method: F:\Projects\PFAS.PRO\MethDB\PFAS_FULL_80C_022718.mdb 28 Feb 2018 13:19:45

Calibration: F:\Projects\PFAS.PRO\CurveDB\C18_VAL-PFAS_Q4_02-28-18-FULL.cdb 01 Mar 2018 12:54:21

Name: 180228M1_42, Date: 01-Mar-2018, Time: 04:23:56, ID: 1800339-03 WI-A06-EB01-021618 0.12121, Description: WI-A06-EB01-021618

	# Name	Trace	Area	IS Area	Wt./Vol.	RRF	Pred.RT	RT	y Axis Resp.	Conc.	%Rec
1	3 PFBS	299.0 > 79.7		1.45e3	0.121		2.60				
2	5 PFHxA	313.2 > 268.9		2.51e3	0.121		3.19				
3	7 PFHpA	363.0 > 318.9		6.57e3	0.121		3.81				
4	8 L-PFHxS	398.9 > 79.6	1.26e0	1.03e3	0.121		4.17	3.96	0.0153	1.7366	
5	11 L-PFOA	413 > 368.7	1.44e2	1.01e4	0.121		4.40	4.34	0.179	0.0764	
6	14 PFNA	463.0 > 418.8		7.58e3	0.121		4.76				
7	16 L-PFOS	499 > 79.9		2.36e3	0.121		4.90				
8	18 PFDA	513 > 468.8		7.68e3	0.121		5.14				
9	21 N-MeFOSAA	570.1 > 419		3.15e3	0.121		5.29				
10	22 N-EtFOSAA	584.2 > 419		3.45e3	0.121		5.45				
11	23 PFUdA	563.0 > 518.9		8.81e3	0.121		5.46				

Dataset: F:\Projects\PFAS.PRO\Results\180228M1\180228M1-42.qld

Last Altered: Friday, March 02, 2018 15:15:28 Pacific Standard Time

Printed: Friday, March 02, 2018 15:15:53 Pacific Standard Time

Method: F:\Projects\PFAS.PRO\MethDB\PFAS_FULL_80C_022718.mdb 28 Feb 2018 13:19:45

Calibration: F:\Projects\PFAS.PRO\CurveDB\C18_VAL-PFAS_Q4_02-28-18-FULL.cdb 01 Mar 2018 12:54:21

Name: 180228M1_42, Date: 01-Mar-2018, Time: 04:23:56, ID: 1800339-03 WI-A06-EB01-021618 0.12121, Description: WI-A06-EB01-021618

#	Name	Trace	Area	IS Area	Wt./Vol.	RRF	Pred.RT	RT	y Axis Resp.	Conc.	%Rec
1	25	PFDa	612.9 > 569.0	6.84e3	0.121		5.74				
2	27	PFTDA	662.9 > 618.9	6.84e3	0.121		5.98				
3	28	PFTeDA	712.9 > 668.8	3.02e3	0.121		6.20				
4	36	13C3-PFBS	302. > 98.8	1.45e3	1.00e4	0.121	0.123	2.69	2.71	1.80	120.3638
5	37	13C2-PFHxA	315 > 269.8	2.51e3	1.00e4	0.121	0.712	3.19	3.20	3.13	36.2219
6	38	13C4-PFHpA	367.2 > 321.8	6.57e3	1.00e4	0.121	0.678	3.81	3.81	8.18	99.5230
7	39	18O2-PFHxS	403.0 > 102.6	1.03e3	3.12e3	0.121	0.392	3.96	3.96	4.12	86.5628
8	40	13C2-PFOA	414.9 > 369.7	1.01e4	9.57e3	0.121	1.308	4.33	4.33	13.2	83.0826
9	41	13C5-PFNA	468.2 > 422.9	7.58e3	1.20e4	0.121	0.976	4.76	4.77	7.91	66.8649
10	42	13C8-PFOSA	506.1 > 77.7	1.81e3	1.10e4	0.121	0.254	4.83	4.84	2.06	66.7569
11	43	13C8-PFOS	507.0 > 79.9	2.36e3	3.13e3	0.121	1.040	4.84	4.85	9.43	74.8193
12	44	13C2-PFDA	515.1 > 469.9	7.68e3	1.16e4	0.121	0.967	5.14	5.15	8.29	70.7630
13	45	d3-N-MeFOSAA	573.3 > 419	3.15e3	1.10e4	0.121	0.381	5.29	5.29	3.57	77.2519
14	46	d5-N-EtFOSAA	589.3 > 419	3.45e3	1.10e4	0.121	0.399	5.45	5.45	3.92	81.1156
15	47	13C2-PFUdA	565 > 519.8	8.81e3	1.10e4	0.121	0.985	5.46	5.47	10.0	83.7521
16	48	13C2-PFDoA	615.0 > 569.7	6.84e3	1.10e4	0.121	0.813	5.74	5.76	7.76	78.7146
17	49	d3-N-MeFOSA	515.2 > 168.9		1.10e4	0.121	0.124	5.84			
18	50	13C2-PFTeDA	714.8 > 669.6	3.02e3	1.10e4	0.121	0.379	6.20	6.22	3.43	74.6619
19	51	d5-N-ETFOSA	531.1 > 168.9		1.10e4	0.121	0.189	6.22			
20	52	13C2-PFHxDA	815 > 769.7	2.61e3	1.10e4	0.121	0.703	6.51	6.56	2.96	34.8110
21	53	d7-N-MeFOSE	623.1 > 58.9		1.10e4	0.121	0.157	6.31			
22	54	d9-N-EtFOSE	639.2 > 58.8		1.10e4	0.121	0.146	6.45			
23	55	13C4-PFBA	217. > 171.8	1.01e4	1.01e4	0.121	1.000	1.46	1.46	12.5	103.1268
24	56	13C5-PFHxA	318 > 272.9	1.00e4	1.00e4	0.121	1.000	3.19	3.20	12.5	103.1268
25	57	13C3-PFHxS	401.9 > 79.9	3.12e3	3.12e3	0.121	1.000	3.96	3.96	12.5	103.1268
26	58	13C8-PFOA	421.3 > 376	9.57e3	9.57e3	0.121	1.000	4.33	4.33	12.5	103.1268
27	59	13C9-PFNA	472.2 > 426.9	1.20e4	1.20e4	0.121	1.000	4.70	4.77	12.5	103.1268
28	60	13C4-PFOS	503 > 79.9	3.13e3	3.13e3	0.121	1.000	4.84	4.85	12.5	103.1268
29	61	13C6-PFDA	519.1 > 473.7	1.16e4	1.16e4	0.121	1.000	5.14	5.15	12.5	103.1268
30	62	13C7-PFUdA	570.1 > 524.8	1.10e4	1.10e4	0.121	1.000	5.46	5.47	12.5	103.1268
31	63	Total PFHxS	398.9 > 79.6	1.26e0	1.03e3	0.121		3.85		0.0153	1.7366
32	64	Total PFOA	413 > 368.7	1.44e2	1.01e4	0.121		4.21		0.179	0.0764

Dataset: F:\Projects\PFAS.PRO\Results\180228M1\180228M1-42.qld

Last Altered: Friday, March 02, 2018 15:15:28 Pacific Standard Time

Printed: Friday, March 02, 2018 15:15:53 Pacific Standard Time

Name: 180228M1_42, Date: 01-Mar-2018, Time: 04:23:56, ID: 1800339-03 WI-A06-EB01-021618 0.12121, Description: WI-A06-EB01-021618

	# Name	Trace	Area	IS Area	Wt./Vol.	RRF	Pred.RT	RT	y Axis Resp.	Conc.	%Rec
33	65 Total PFOS	499 > 79.9	0.00e0	2.36e3	0.121		4.73		0.000		
34	66 Total N-MeFOSAA	570.1 > 419	0.00e0	3.15e3	0.121		5.29		0.000		
35	67 Total N-EtFOSAA	584.2 > 419	0.00e0	3.45e3	0.121		5.45		0.000		

Dataset: F:\Projects\PFAS.PRO\Results\180228M1\180228M1-42.qld

Last Altered: Friday, March 02, 2018 15:15:28 Pacific Standard Time

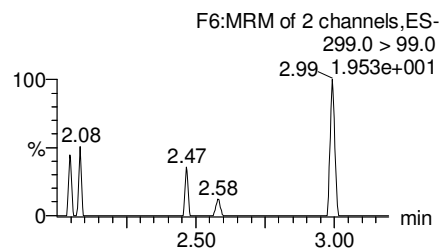
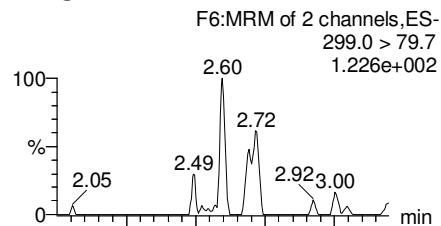
Printed: Friday, March 02, 2018 15:15:53 Pacific Standard Time

Method: F:\Projects\PFAS.PRO\MethDB\PFAS_FULL_80C_022718.mdb 28 Feb 2018 13:19:45

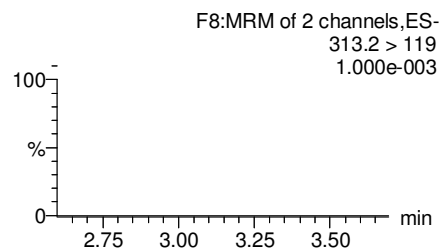
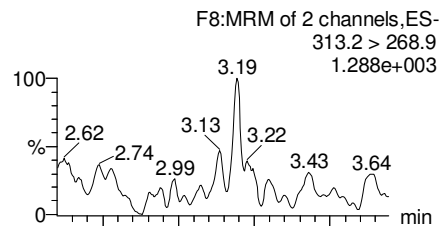
Calibration: F:\Projects\PFAS.PRO\CurveDB\C18_VAL-PFAS_Q4_02-28-18-FULL.cdb 01 Mar 2018 12:54:21

Name: 180228M1_42, Date: 01-Mar-2018, Time: 04:23:56, ID: 1800339-03 WI-A06-EB01-021618 0.12121, Description: WI-A06-EB01-021618

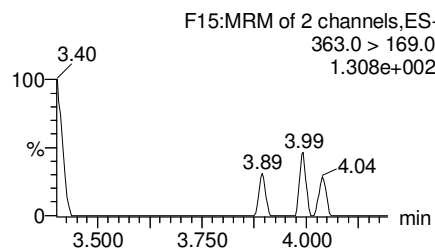
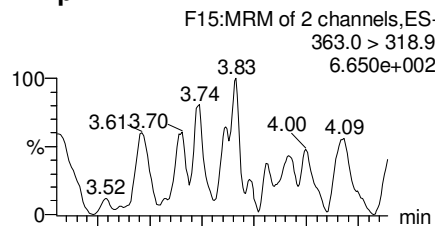
PFBS



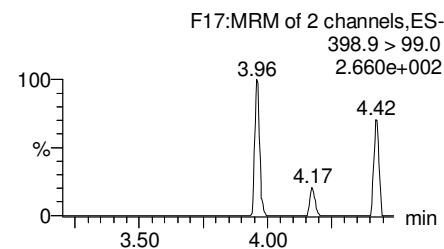
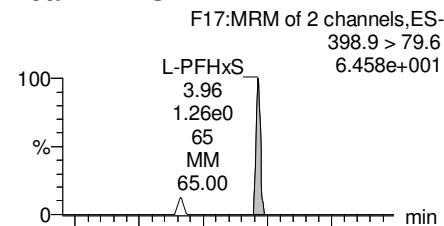
PFHxA



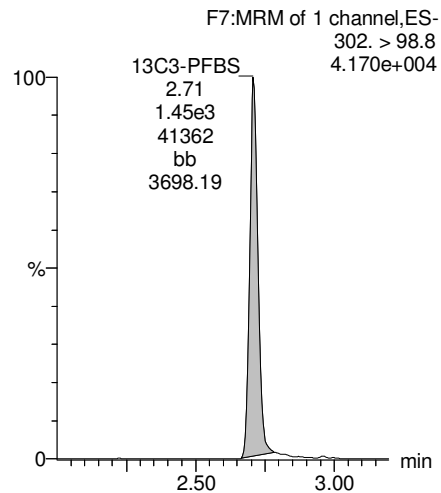
PFHpA



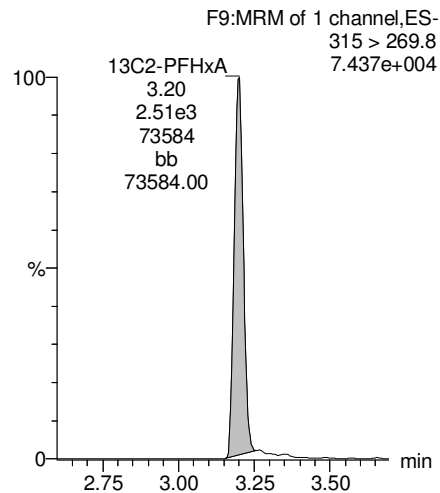
Total PFHxS



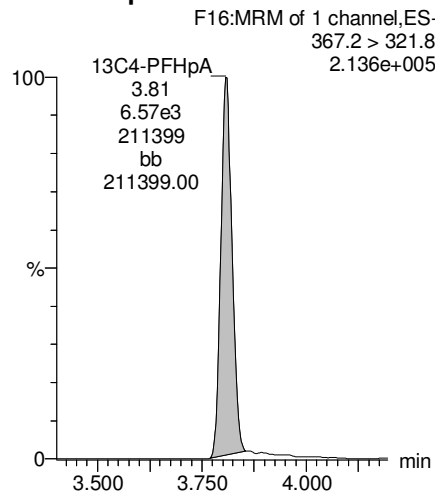
13C3-PFBS



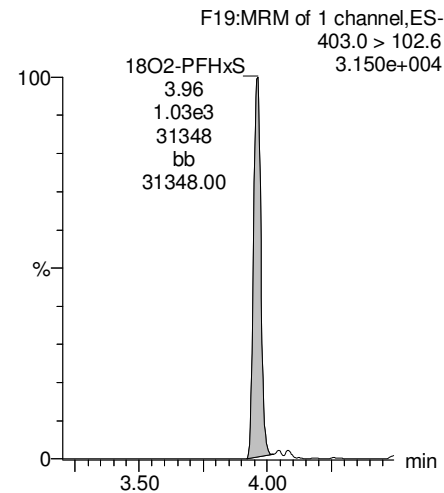
13C2-PFHxA



13C4-PFHpA



18O2-PFHxS



Dataset: F:\Projects\PFAS.PRO\Results\180228M1\180228M1-42.qld

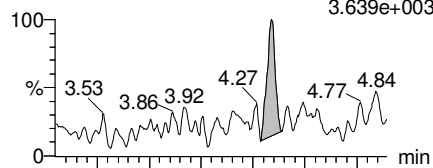
Last Altered: Friday, March 02, 2018 15:15:28 Pacific Standard Time

Printed: Friday, March 02, 2018 15:15:53 Pacific Standard Time

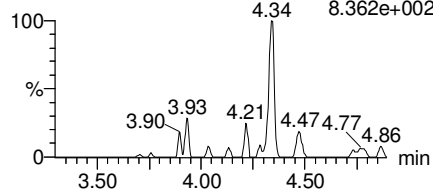
Name: 180228M1_42, Date: 01-Mar-2018, Time: 04:23:56, ID: 1800339-03 WI-A06-EB01-021618 0.12121, Description: WI-A06-EB01-021618

Total PFOA

F20:MRM of 2 channels,ES-
413 > 368.7
3.639e+003

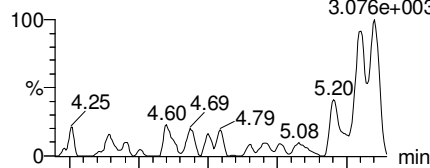


F20:MRM of 2 channels,ES-
413 > 169
8.362e+002

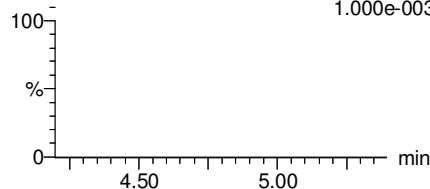


PFNA

F26:MRM of 2 channels,ES-
463.0 > 418.8
3.076e+003

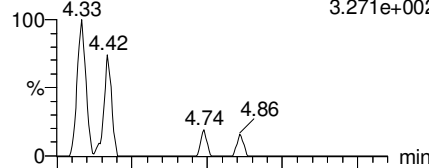


F26:MRM of 2 channels,ES-
463.0 > 219.0
1.000e-003

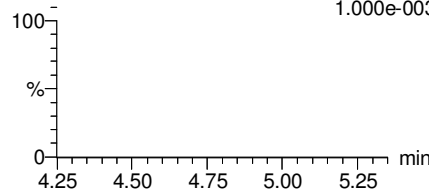


Total PFOS

F31:MRM of 2 channels,ES-
499 > 79.9
3.271e+002

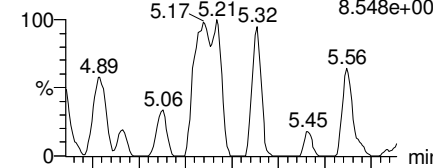


F31:MRM of 2 channels,ES-
499 > 99
1.000e-003

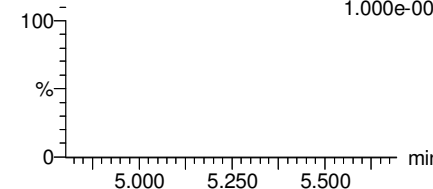


PFDA

F36:MRM of 2 channels,ES-
513 > 468.8
8.548e+002

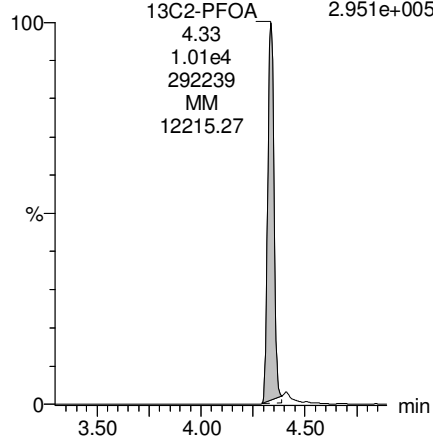


F36:MRM of 2 channels,ES-
513 > 219
1.000e-003



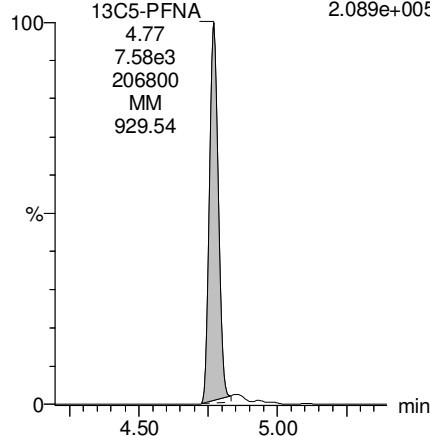
13C2-PFOA

F21:MRM of 1 channel,ES-
414.9 > 369.7
2.951e+005



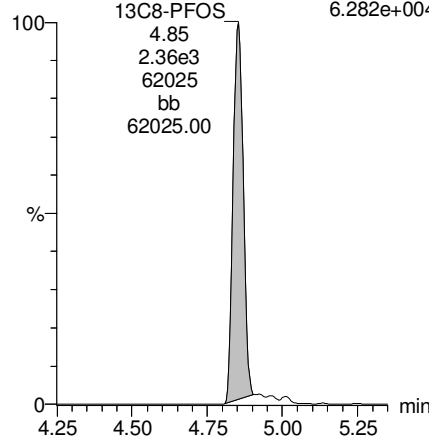
13C5-PFNA

F27:MRM of 1 channel,ES-
468.2 > 422.9
2.089e+005



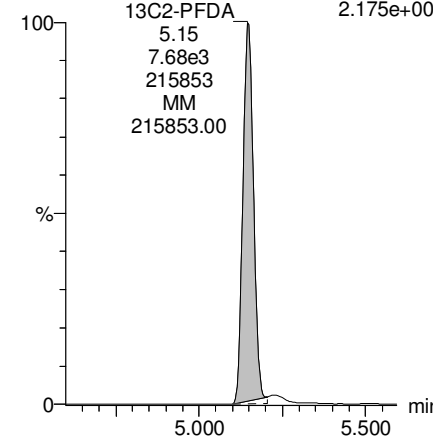
13C8-PFOS

F34:MRM of 1 channel,ES-
507.0 > 79.9
6.282e+004



13C2-PFDA

F37:MRM of 1 channel,ES-
515.1 > 469.9
2.175e+005



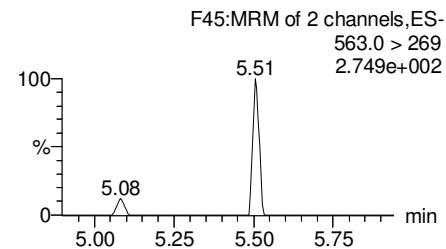
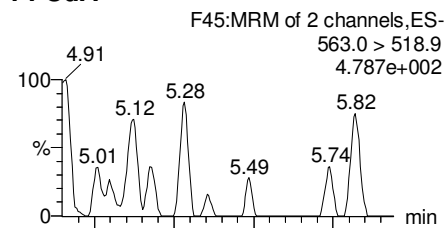
Dataset: F:\Projects\PFAS.PRO\Results\180228M1\180228M1-42.qld

Last Altered: Friday, March 02, 2018 15:15:28 Pacific Standard Time

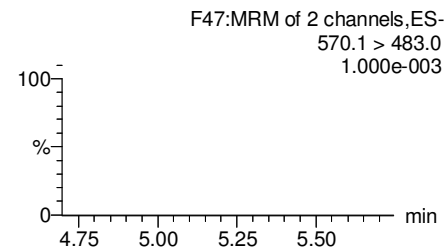
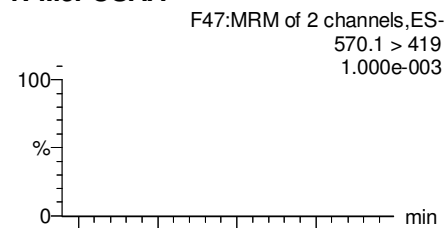
Printed: Friday, March 02, 2018 15:15:53 Pacific Standard Time

Name: 180228M1_42, Date: 01-Mar-2018, Time: 04:23:56, ID: 1800339-03 WI-A06-EB01-021618 0.12121, Description: WI-A06-EB01-021618

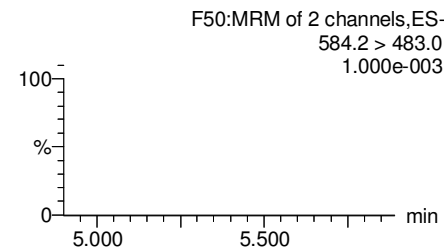
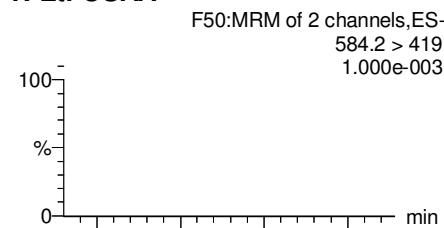
PFUdA



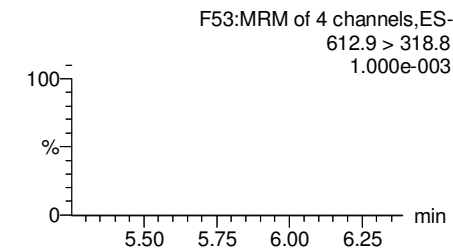
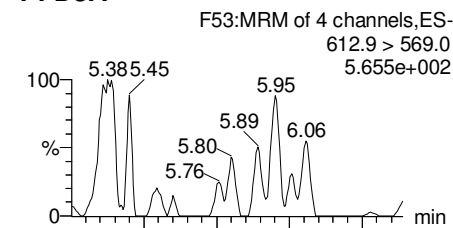
N-MeFOSAA



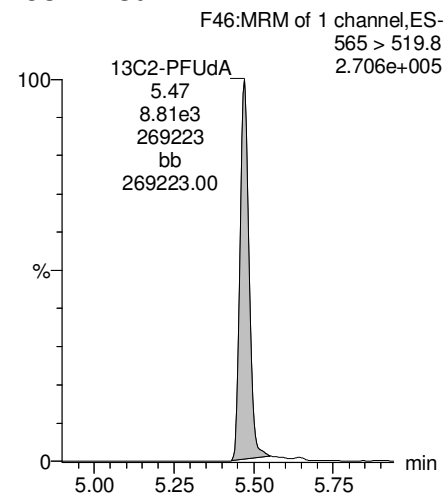
N-EtFOSAA



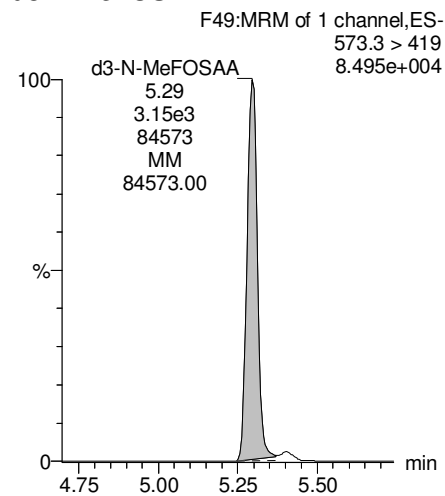
PFDaA



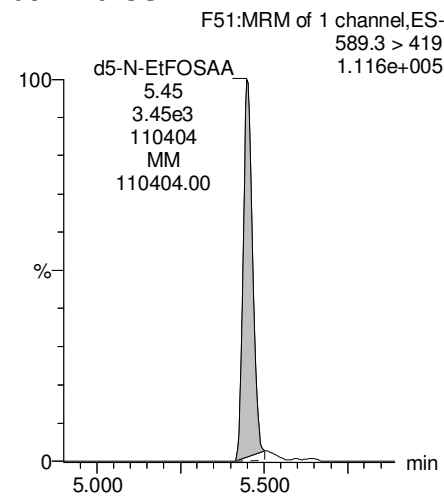
13C2-PFUdA



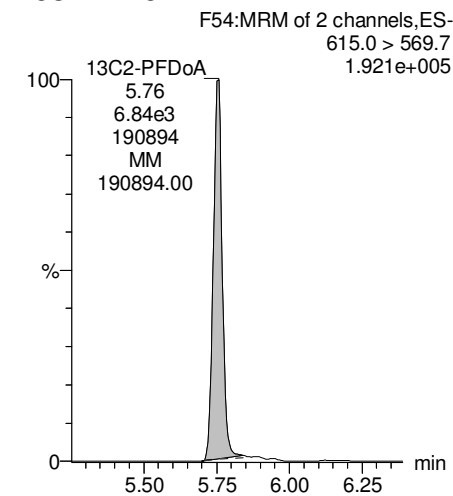
d3-N-MeFOSAA



d5-N-EtFOSAA



13C2-PFDaA



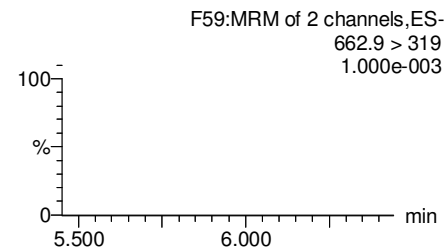
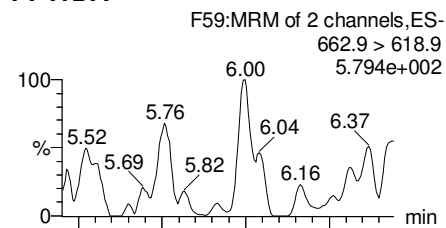
Dataset: F:\Projects\PFAS.PRO\Results\180228M1\180228M1-42.qld

Last Altered: Friday, March 02, 2018 15:15:28 Pacific Standard Time

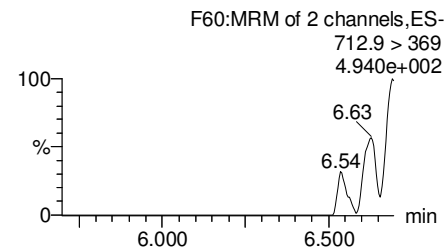
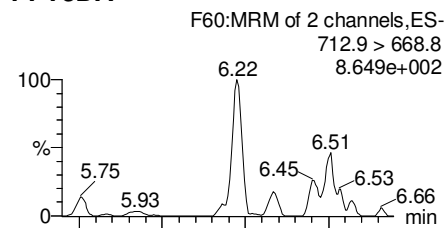
Printed: Friday, March 02, 2018 15:15:53 Pacific Standard Time

Name: 180228M1_42, Date: 01-Mar-2018, Time: 04:23:56, ID: 1800339-03 WI-A06-EB01-021618 0.12121, Description: WI-A06-EB01-021618

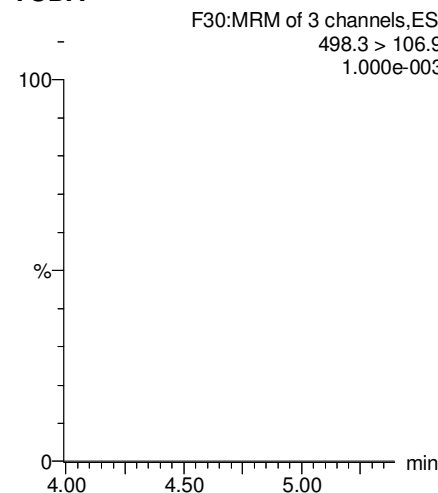
PFTrDA



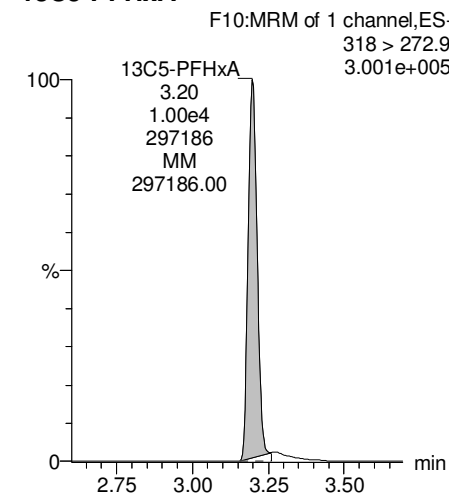
PFTeDA



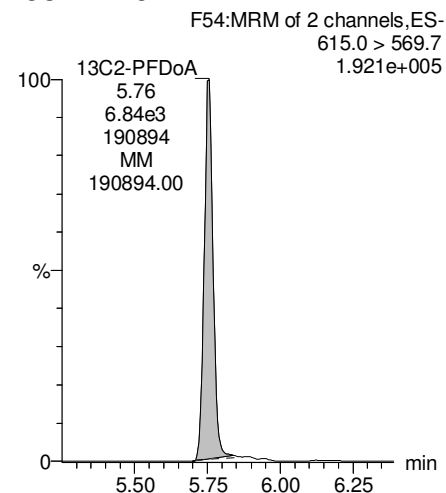
TCDA



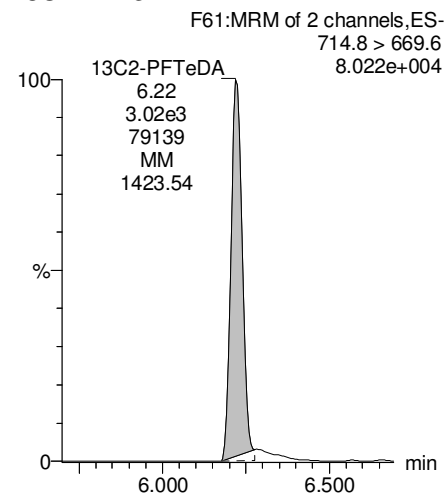
13C5-PFHxA



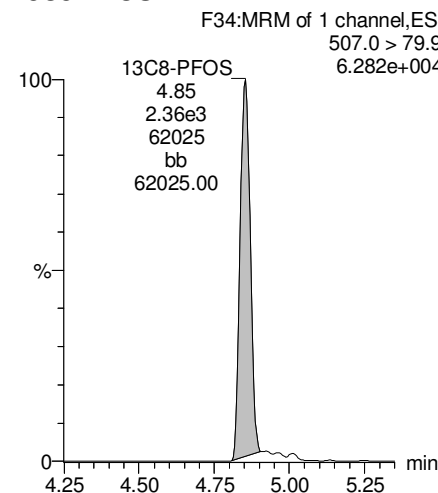
13C2-PFDoA



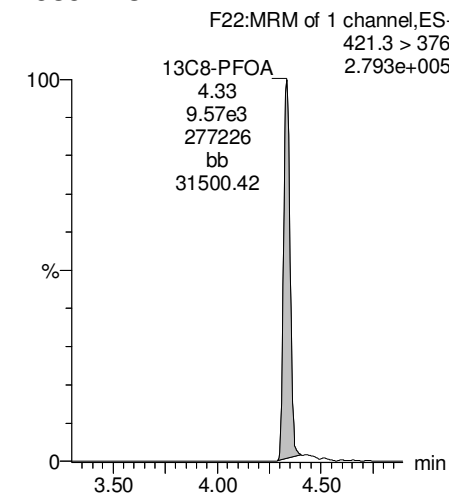
13C2-PFTeDA



13C8-PFOS



13C8-PFOA

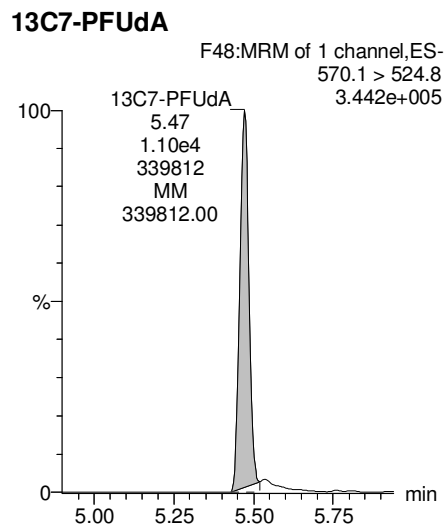
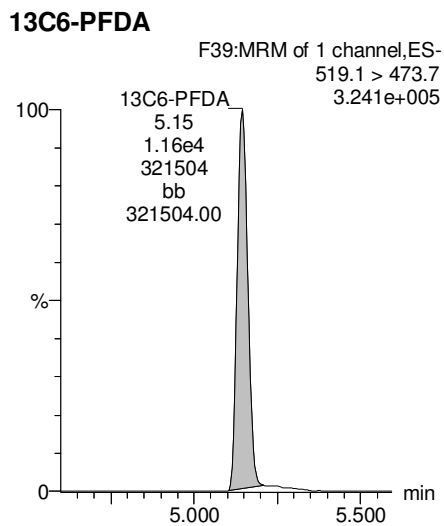
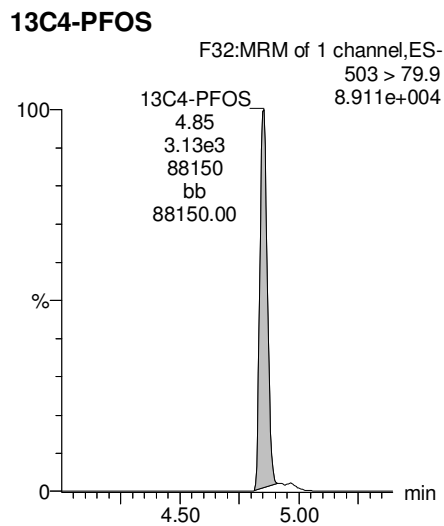
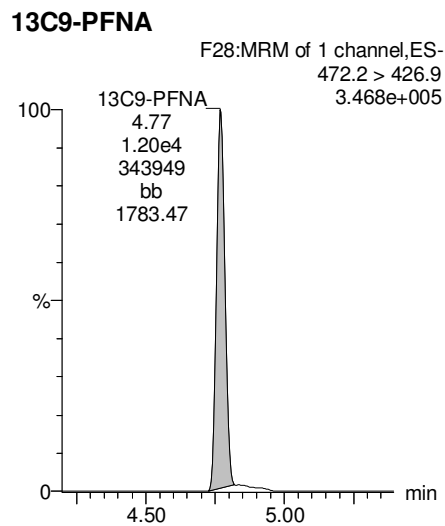
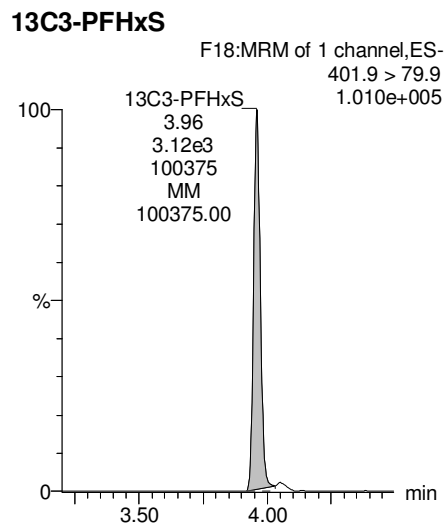


Dataset: F:\Projects\PFAS.PRO\Results\180228M1\180228M1-42.qld

Last Altered: Friday, March 02, 2018 15:15:28 Pacific Standard Time

Printed: Friday, March 02, 2018 15:15:53 Pacific Standard Time

Name: 180228M1_42, Date: 01-Mar-2018, Time: 04:23:56, ID: 1800339-03 WI-A06-EB01-021618 0.12121, Description: WI-A06-EB01-021618



Dataset: F:\Projects\PFAS.PRO\Results\180228M1\180228M1-43.qld

Last Altered: Friday, March 02, 2018 15:20:07 Pacific Standard Time

Printed: Friday, March 02, 2018 15:20:18 Pacific Standard Time

Method: F:\Projects\PFAS.PRO\MethDB\PFAS_FULL_80C_022718.mdb 28 Feb 2018 13:19:45

Calibration: F:\Projects\PFAS.PRO\CurveDB\C18_VAL-PFAS_Q4_02-28-18-FULL.cdb 01 Mar 2018 12:54:21

Name: 180228M1_43, Date: 01-Mar-2018, Time: 04:35:23, ID: 1800339-04 WI-A06-S-01-0218 0.12143, Description: WI-A06-S-01-0218

	# Name	Trace	Area	IS Area	Wt./Vol.	RRF	Pred.RT	RT	y Axis Resp.	Conc.	%Rec
1	3 PFBS	299.0 > 79.7		1.34e3	0.121		2.60				
2	5 PFHxA	313.2 > 268.9		2.59e3	0.121		3.19				
3	7 PFHpA	363.0 > 318.9		5.70e3	0.121		3.81				
4	8 L-PFHxS	398.9 > 79.6	7.00e-1	9.17e2	0.121		4.17	3.96	0.00954	1.7109	
5	11 L-PFOA	413 > 368.7		9.78e3	0.121		4.40				
6	14 PFNA	463.0 > 418.8		7.64e3	0.121		4.76				
7	16 L-PFOS	499 > 79.9		2.54e3	0.121		4.90				
8	18 PFDA	513 > 468.8		6.44e3	0.121		5.14				
9	21 N-MeFOSAA	570.1 > 419		3.09e3	0.121		5.29				
10	22 N-EtFOSAA	584.2 > 419		3.96e3	0.121		5.45				
11	23 PFUdA	563.0 > 518.9	9.62e0	8.57e3	0.121		5.46	5.45	0.0140		

Dataset: F:\Projects\PFAS.PRO\Results\180228M1\180228M1-43.qld

Last Altered: Friday, March 02, 2018 15:20:07 Pacific Standard Time

Printed: Friday, March 02, 2018 15:20:25 Pacific Standard Time

Method: F:\Projects\PFAS.PRO\MethDB\PFAS_FULL_80C_022718.mdb 28 Feb 2018 13:19:45

Calibration: F:\Projects\PFAS.PRO\CurveDB\C18_VAL-PFAS_Q4_02-28-18-FULL.cdb 01 Mar 2018 12:54:21

Name: 180228M1_43, Date: 01-Mar-2018, Time: 04:35:23, ID: 1800339-04 WI-A06-S-01-0218 0.12143, Description: WI-A06-S-01-0218

#	Name	Trace	Area	IS Area	Wt./Vol.	RRF	Pred.RT	RT	y Axis Resp.	Conc.	%Rec	
1	25	PFDa	612.9 > 569.0	6.87e3	0.121		5.74					
2	27	PFTDA	662.9 > 618.9	6.87e3	0.121		5.98					
3	28	PFTeDA	712.9 > 668.8	3.56e3	0.121		6.20					
4	36	13C3-PFBS	302. > 98.8	1.34e3	1.02e4	0.121	0.123	2.69	2.70	1.65	110.3664	107.2
5	37	13C2-PFHxA	315 > 269.8	2.59e3	1.02e4	0.121	0.712	3.19	3.19	3.18	36.8470	89.5
6	38	13C4-PFHpA	367.2 > 321.8	5.70e3	1.02e4	0.121	0.678	3.81	3.81	7.01	85.1978	82.8
7	39	18O2-PFHxS	403.0 > 102.6	9.17e2	2.89e3	0.121	0.392	3.96	3.96	3.96	83.1108	80.7
8	40	13C2-PFOA	414.9 > 369.7	9.78e3	9.70e3	0.121	1.308	4.33	4.33	12.6	79.2985	77.0
9	41	13C5-PFNA	468.2 > 422.9	7.64e3	9.53e3	0.121	0.976	4.76	4.77	10.0	84.4607	82.0
10	42	13C8-PFOSA	506.1 > 77.7	1.72e3	1.08e4	0.121	0.254	4.83	4.84	2.00	64.6914	62.8
11	43	13C8-PFOS	507.0 > 79.9	2.54e3	3.46e3	0.121	1.040	4.84	4.85	9.18	72.6615	70.6
12	44	13C2-PFDA	515.1 > 469.9	6.44e3	9.69e3	0.121	0.967	5.14	5.15	8.31	70.7528	68.7
13	45	d3-N-MeFOSAA	573.3 > 419	3.09e3	1.08e4	0.121	0.381	5.29	5.29	3.59	77.6016	75.4
14	46	d5-N-EtFOSAA	589.3 > 419	3.96e3	1.08e4	0.121	0.399	5.45	5.45	4.60	95.0409	92.3
15	47	13C2-PFUdA	565 > 519.8	8.57e3	1.08e4	0.121	0.985	5.46	5.47	9.95	83.2376	80.9
16	48	13C2-PFDoA	615.0 > 569.7	6.87e3	1.08e4	0.121	0.813	5.74	5.75	7.99	80.8772	78.6
17	49	d3-N-MeFOSA	515.2 > 168.9		1.08e4	0.121	0.124	5.84				
18	50	13C2-PFTeDA	714.8 > 669.6	3.56e3	1.08e4	0.121	0.379	6.20	6.22	4.13	89.9119	87.3
19	51	d5-N-ETFOSA	531.1 > 168.9		1.08e4	0.121	0.189	6.22				
20	52	13C2-PFHxDA	815 > 769.7	2.98e3	1.08e4	0.121	0.703	6.51	6.56	3.46	40.5289	98.4
21	53	d7-N-MeFOSE	623.1 > 58.9		1.08e4	0.121	0.157	6.31				
22	54	d9-N-EtFOSE	639.2 > 58.8		1.08e4	0.121	0.146	6.45				
23	55	13C4-PFBA	217. > 171.8	9.18e3	9.18e3	0.121	1.000	1.46	1.46	12.5	102.9400	100.0
24	56	13C5-PFHxA	318 > 272.9	1.02e4	1.02e4	0.121	1.000	3.19	3.19	12.5	102.9400	100.0
25	57	13C3-PFHxS	401.9 > 79.9	2.89e3	2.89e3	0.121	1.000	3.96	3.96	12.5	102.9400	100.0
26	58	13C8-PFOA	421.3 > 376	9.70e3	9.70e3	0.121	1.000	4.33	4.33	12.5	102.9400	100.0
27	59	13C9-PFNA	472.2 > 426.9	9.53e3	9.53e3	0.121	1.000	4.70	4.77	12.5	102.9400	100.0
28	60	13C4-PFOS	503 > 79.9	3.46e3	3.46e3	0.121	1.000	4.84	4.85	12.5	102.9400	100.0
29	61	13C6-PFDA	519.1 > 473.7	9.69e3	9.69e3	0.121	1.000	5.14	5.14	12.5	102.9400	100.0
30	62	13C7-PFUdA	570.1 > 524.8	1.08e4	1.08e4	0.121	1.000	5.46	5.47	12.5	102.9400	100.0
31	63	Total PFHxS	398.9 > 79.6	7.00e-1	9.17e2	0.121		3.85		0.00954	1.7109	
32	64	Total PFOA	413 > 368.7	0.00e0	9.78e3	0.121		4.21		0.000		

Dataset: F:\Projects\PFAS.PRO\Results\180228M1\180228M1-43.qld

Last Altered: Friday, March 02, 2018 15:20:07 Pacific Standard Time

Printed: Friday, March 02, 2018 15:20:25 Pacific Standard Time

Name: 180228M1_43, Date: 01-Mar-2018, Time: 04:35:23, ID: 1800339-04 WI-A06-S-01-0218 0.12143, Description: WI-A06-S-01-0218

	# Name	Trace	Area	IS Area	Wt./Vol.	RRF	Pred.RT	RT	y Axis Resp.	Conc.	%Rec
33	65 Total PFOS	499 > 79.9	0.00e0	2.54e3	0.121		4.73		0.000		
34	66 Total N-MeFOSAA	570.1 > 419	0.00e0	3.09e3	0.121		5.29		0.000		
35	67 Total N-EtFOSAA	584.2 > 419	0.00e0	3.96e3	0.121		5.45		0.000		

Dataset: F:\Projects\PFAS.PRO\Results\180228M1\180228M1-43.qld

Last Altered: Friday, March 02, 2018 15:20:07 Pacific Standard Time

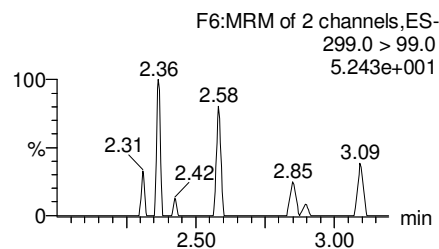
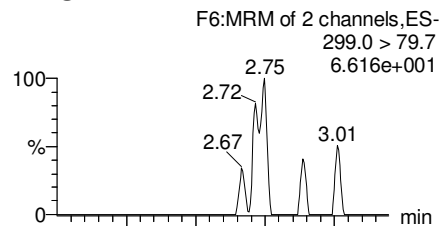
Printed: Friday, March 02, 2018 15:20:25 Pacific Standard Time

Method: F:\Projects\PFAS.PRO\MethDB\PFAS_FULL_80C_022718.mdb 28 Feb 2018 13:19:45

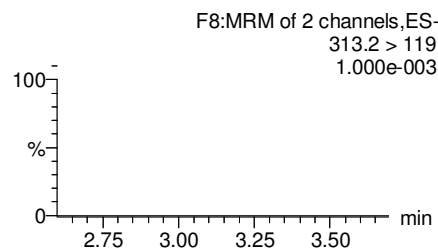
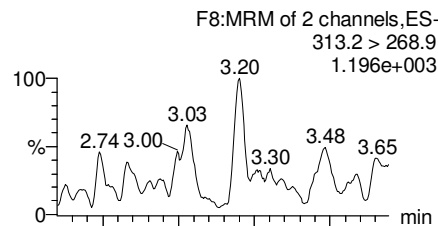
Calibration: F:\Projects\PFAS.PRO\CurveDB\C18_VAL-PFAS_Q4_02-28-18-FULL.cdb 01 Mar 2018 12:54:21

Name: 180228M1_43, Date: 01-Mar-2018, Time: 04:35:23, ID: 1800339-04 WI-A06-S-01-0218 0.12143, Description: WI-A06-S-01-0218

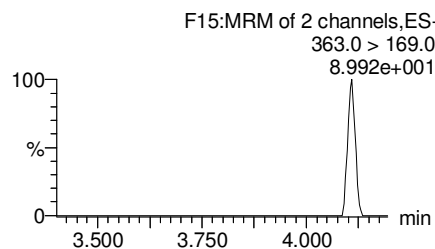
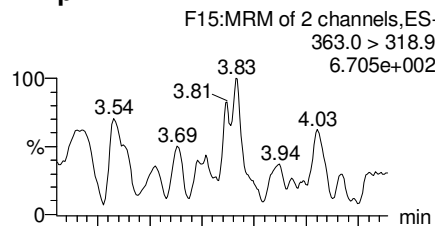
PFBS



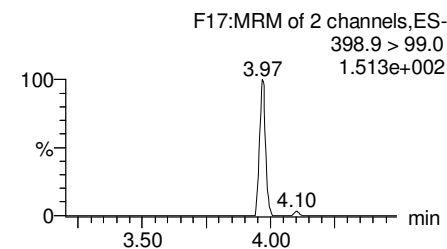
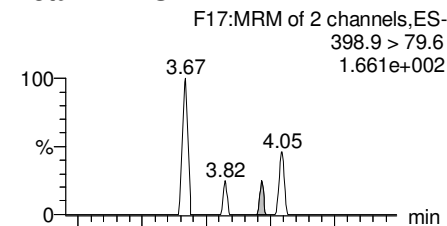
PFHxA



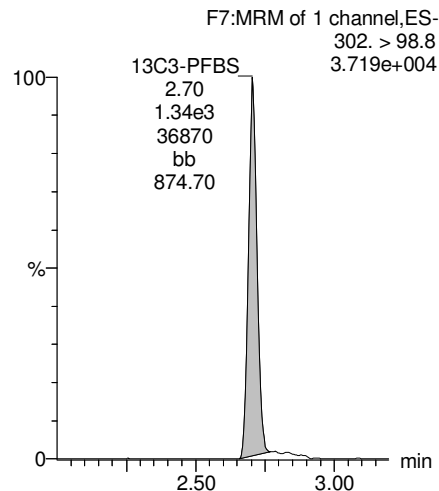
PFHpA



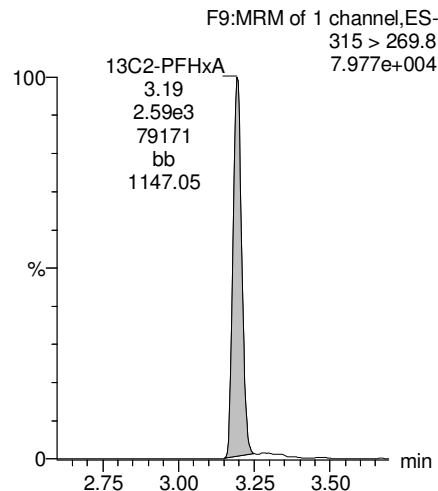
Total PFHxS



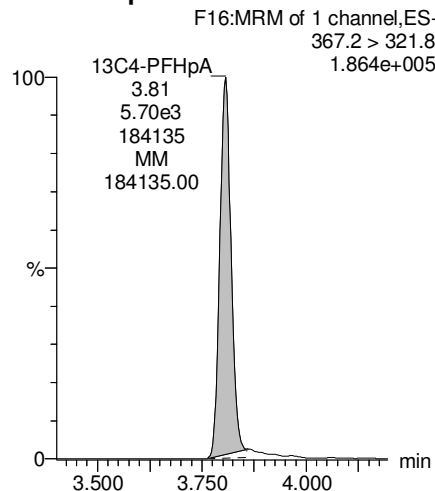
13C3-PFBS



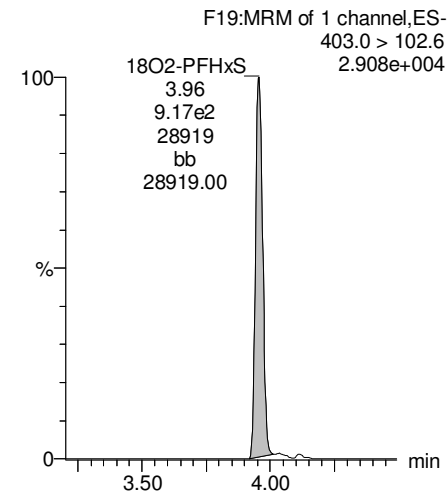
13C2-PFHxA



13C4-PFHpA



18O2-PFHxS



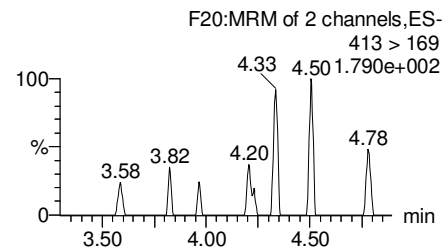
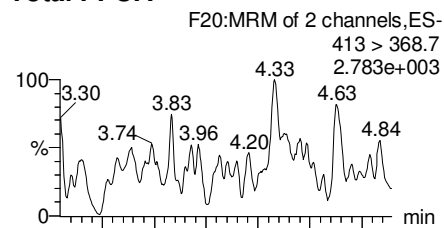
Dataset: F:\Projects\PFAS.PRO\Results\180228M1\180228M1-43.qld

Last Altered: Friday, March 02, 2018 15:20:07 Pacific Standard Time

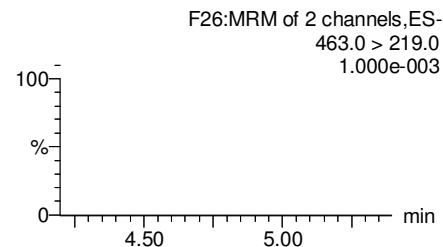
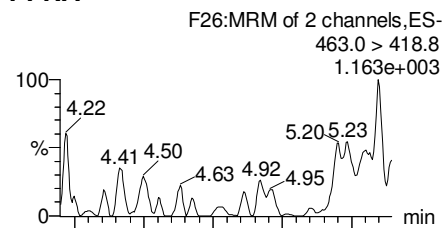
Printed: Friday, March 02, 2018 15:20:25 Pacific Standard Time

Name: 180228M1_43, Date: 01-Mar-2018, Time: 04:35:23, ID: 1800339-04 WI-A06-S-01-0218 0.12143, Description: WI-A06-S-01-0218

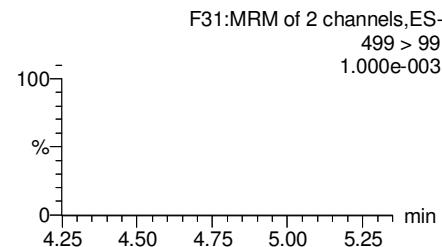
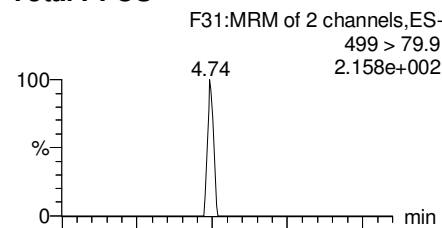
Total PFOA



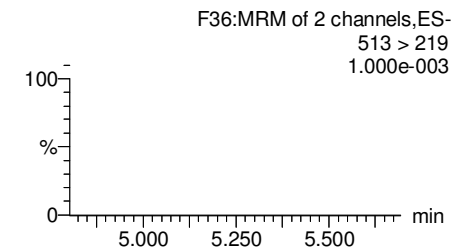
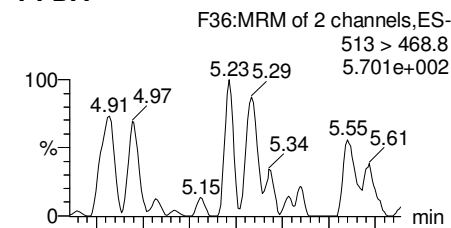
PFNA



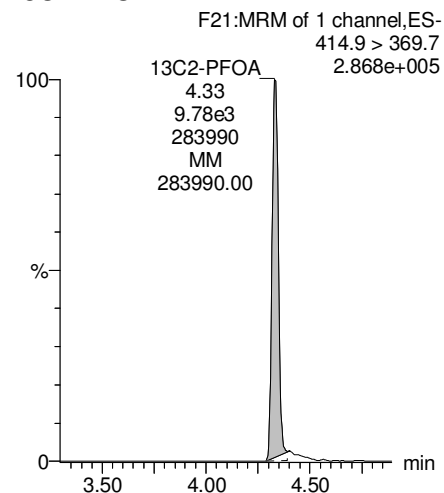
Total PFOS



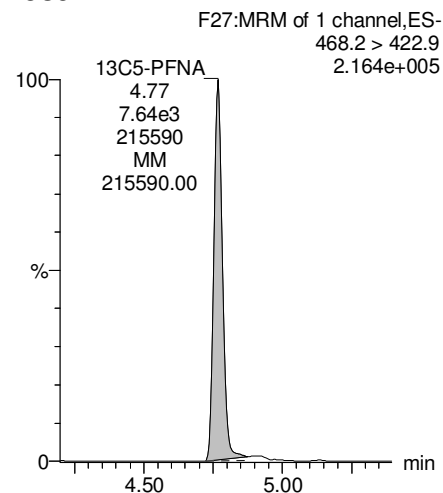
PFDA



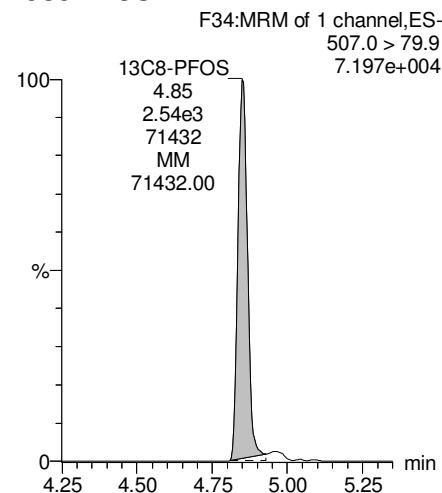
13C2-PFOA



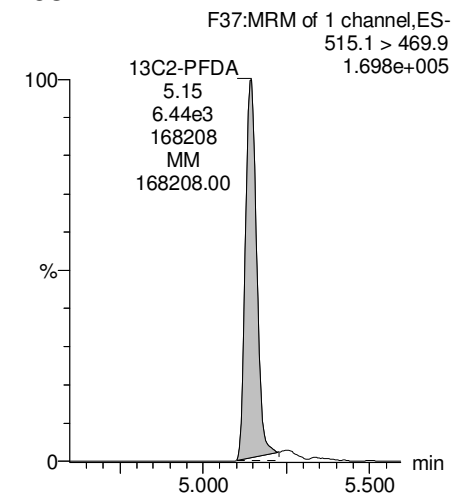
13C5-PFNA



13C8-PFOS



13C2-PFDA



Dataset: F:\Projects\PFAS.PRO\Results\180228M1\180228M1-43.qld

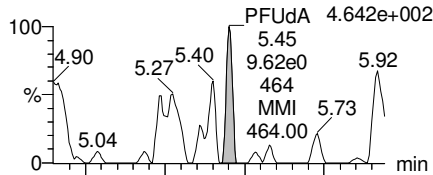
Last Altered: Friday, March 02, 2018 15:20:07 Pacific Standard Time

Printed: Friday, March 02, 2018 15:20:25 Pacific Standard Time

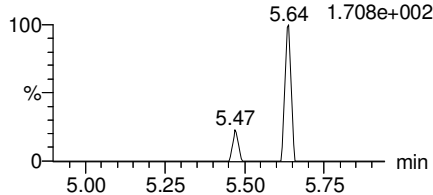
Name: 180228M1_43, Date: 01-Mar-2018, Time: 04:35:23, ID: 1800339-04 WI-A06-S-01-0218 0.12143, Description: WI-A06-S-01-0218

PFUdA

F45:MRM of 2 channels,ES-
563.0 > 518.9

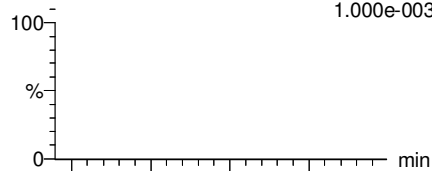


F45:MRM of 2 channels,ES-
563.0 > 269

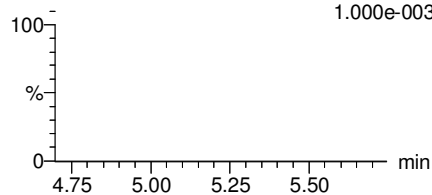


N-MeFOSAA

F47:MRM of 2 channels,ES-
570.1 > 419
1.000e-003

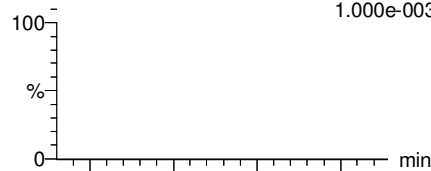


F47:MRM of 2 channels,ES-
570.1 > 483.0
1.000e-003

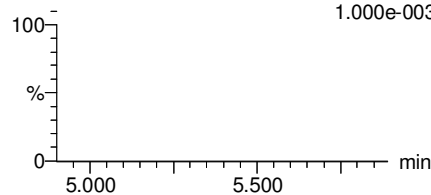


N-EtFOSAA

F50:MRM of 2 channels,ES-
584.2 > 419
1.000e-003

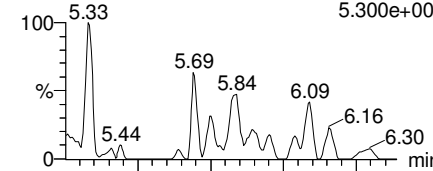


F50:MRM of 2 channels,ES-
584.2 > 483.0
1.000e-003

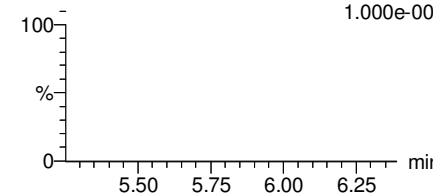


PFDaA

F53:MRM of 4 channels,ES-
612.9 > 569.0
5.300e+002

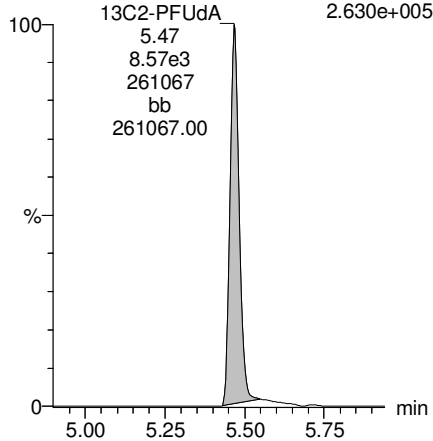


F53:MRM of 4 channels,ES-
612.9 > 318.8
1.000e-003



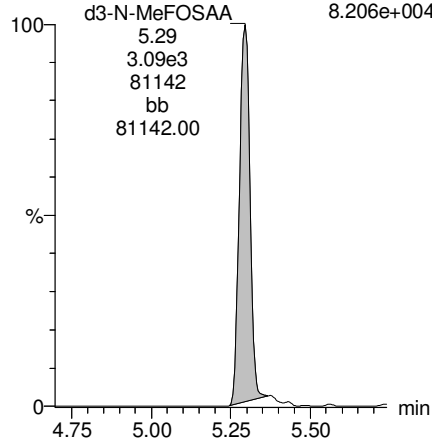
13C2-PFUdA

F46:MRM of 1 channel,ES-
565 > 519.8
2.630e+005



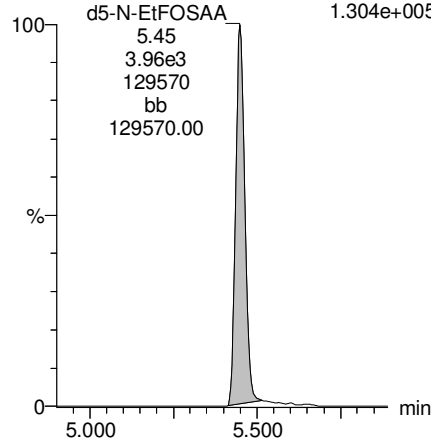
d3-N-MeFOSAA

F49:MRM of 1 channel,ES-
573.3 > 419
8.206e+004



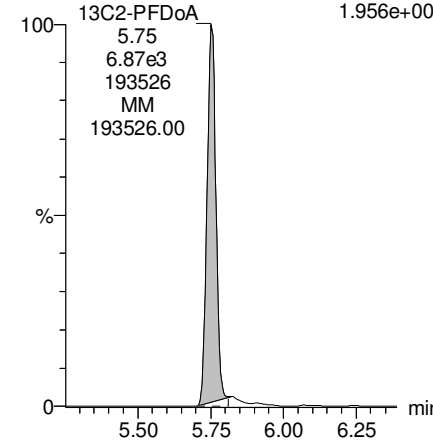
d5-N-EtFOSAA

F51:MRM of 1 channel,ES-
589.3 > 419
1.304e+005



13C2-PFDaA

F54:MRM of 2 channels,ES-
615.0 > 569.7
1.956e+005



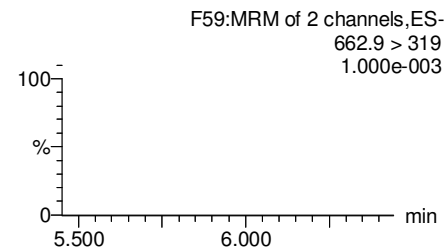
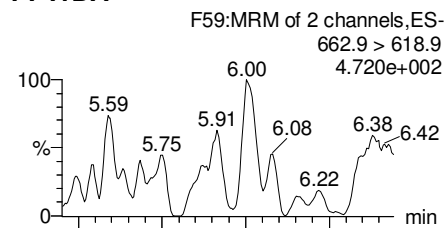
Dataset: F:\Projects\PFAS.PRO\Results\180228M1\180228M1-43.qld

Last Altered: Friday, March 02, 2018 15:20:07 Pacific Standard Time

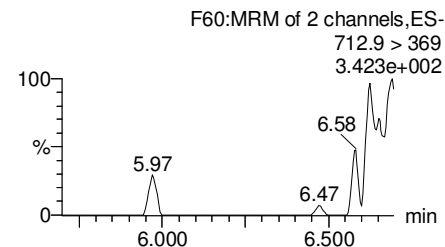
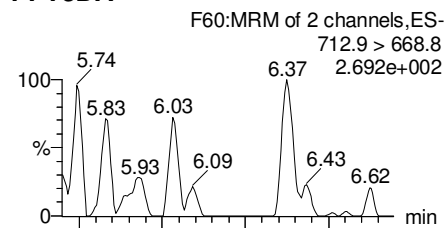
Printed: Friday, March 02, 2018 15:20:25 Pacific Standard Time

Name: 180228M1_43, Date: 01-Mar-2018, Time: 04:35:23, ID: 1800339-04 WI-A06-S-01-0218 0.12143, Description: WI-A06-S-01-0218

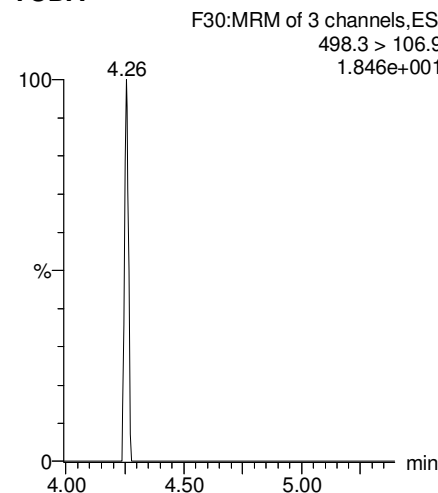
PFTrDA



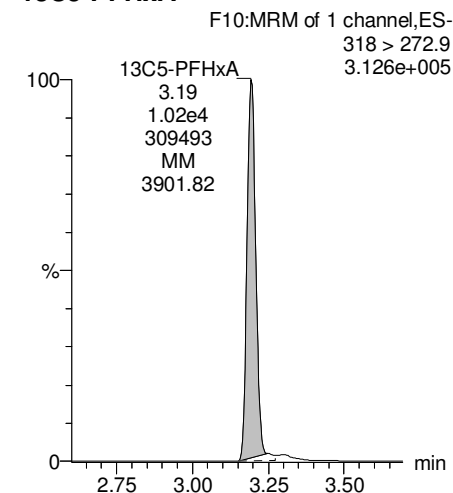
PFTeDA



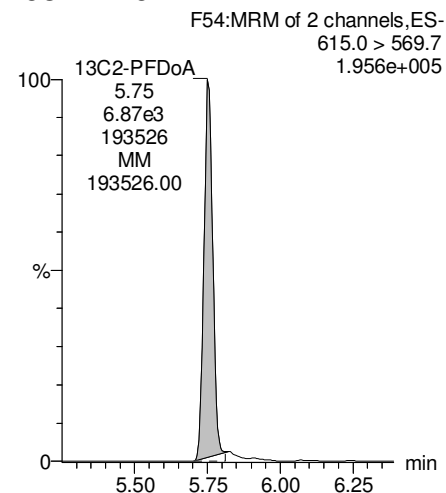
TCDA



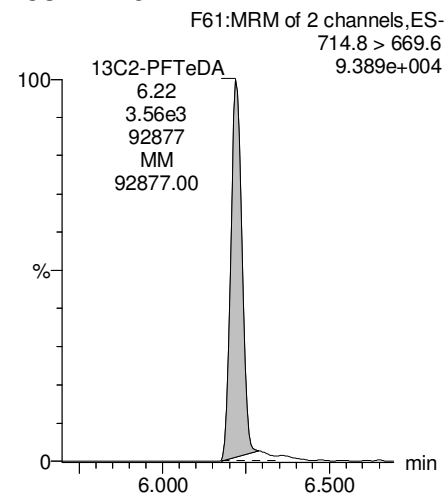
13C5-PFHxA



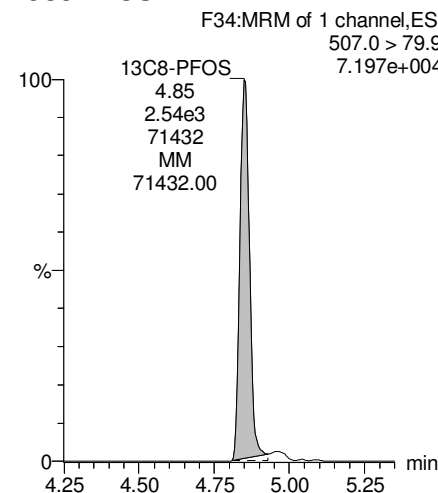
13C2-PFDoA



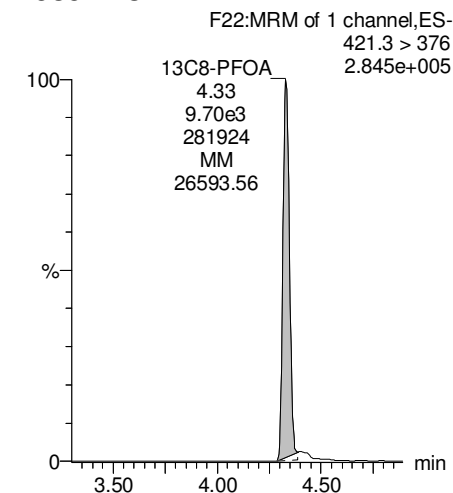
13C2-PFTeDA



13C8-PFOS



13C8-PFOA



Dataset: F:\Projects\PFAS.PRO\Results\180228M1\180228M1-43.qld

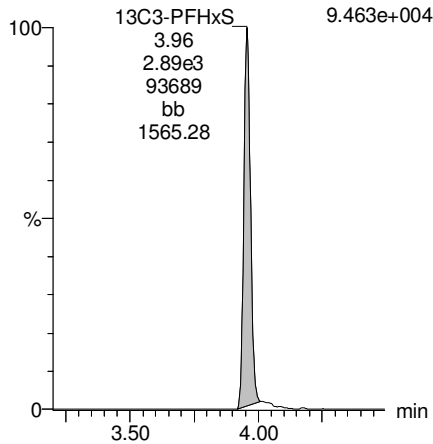
Last Altered: Friday, March 02, 2018 15:20:07 Pacific Standard Time

Printed: Friday, March 02, 2018 15:20:25 Pacific Standard Time

Name: 180228M1_43, Date: 01-Mar-2018, Time: 04:35:23, ID: 1800339-04 WI-A06-S-01-0218 0.12143, Description: WI-A06-S-01-0218

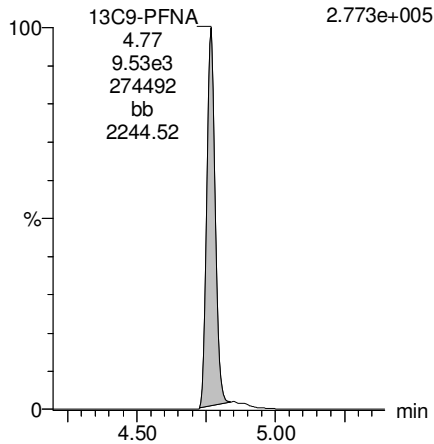
13C3-PFHxS

F18:MRM of 1 channel,ES-
401.9 > 79.9
9.463e+004



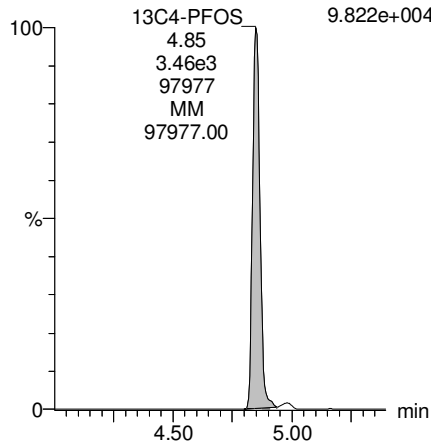
13C9-PFNA

F28:MRM of 1 channel,ES-
472.2 > 426.9
2.773e+005



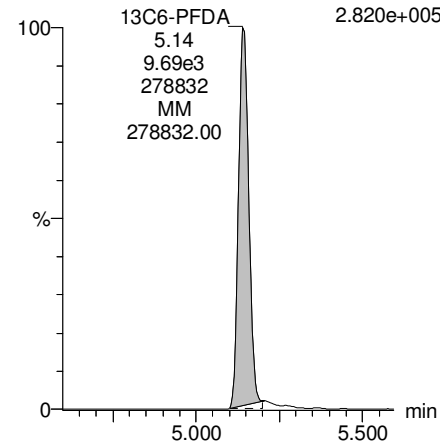
13C4-PFOS

F32:MRM of 1 channel,ES-
503 > 79.9
9.822e+004



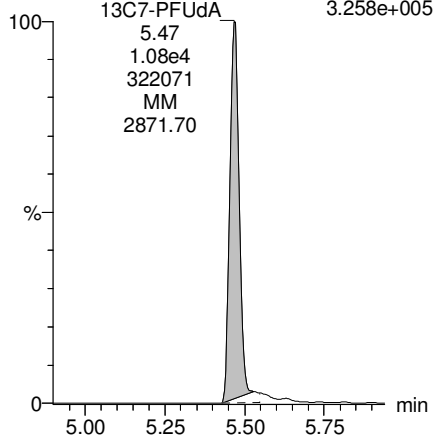
13C6-PFDA

F39:MRM of 1 channel,ES-
519.1 > 473.7
2.820e+005



13C7-PFUdA

F48:MRM of 1 channel,ES-
570.1 > 524.8
3.258e+005



Dataset: F:\Projects\PFAS.PRO\Results\180228M1\180228M1-21.qld

Last Altered: Friday, March 02, 2018 15:02:33 Pacific Standard Time

Printed: Friday, March 02, 2018 15:03:15 Pacific Standard Time

Method: F:\Projects\PFAS.PRO\MethDB\PFAS_FULL_80C_022718.mdb 28 Feb 2018 13:19:45

Calibration: F:\Projects\PFAS.PRO\CurveDB\C18_VAL-PFAS_Q4_02-28-18-FULL.cdb 01 Mar 2018 12:54:21

Name: 180228M1_21, Date: 01-Mar-2018, Time: 00:22:55, ID: B8B0129-MS1 Matrix Spike 0.11962, Description: Matrix Spike

	# Name	Trace	Area	IS Area	Wt./Vol.	RRF	Pred.RT	RT	y Axis Resp.	Conc.	%Rec
1	3 PFBS	299.0 > 79.7	2.07e3	1.45e3	0.120		2.60	2.71	17.8	86.2594	
2	5 PFHxA	313.2 > 268.9	7.93e3	2.41e3	0.120		3.19	3.20	16.5	87.9316	
3	7 PFHpA	363.0 > 318.9	6.59e3	6.18e3	0.120		3.81	3.81	13.3	88.2198	
4	8 L-PFHxS	398.9 > 79.6	1.47e3	1.19e3	0.120		4.17	3.96	15.5	63.5188	
5	11 L-PFOA	413 > 368.7	7.97e3	1.09e4	0.120		4.40	4.34	9.15	79.2147	
6	14 PFNA	463.0 > 418.8	8.56e3	7.73e3	0.120		4.76	4.77	13.8	91.1995	
7	16 L-PFOS	499 > 79.9	2.68e3	2.97e3	0.120		4.90	4.86	11.3	92.8653	
8	18 PFDA	513 > 468.8	8.83e3	6.85e3	0.120		5.14	5.15	16.1	91.8269	
9	21 N-MeFOSAA	570.1 > 419	4.01e3	3.29e3	0.120		5.29	5.30	15.2	94.9366	
10	22 N-EtFOSAA	584.2 > 419	3.15e3	3.78e3	0.120		5.45	5.46	10.4	92.5506	
11	23 PFUdA	563.0 > 518.9	7.88e3	8.44e3	0.120		5.46	5.47	11.7	97.7556	

Dataset: F:\Projects\PFAS.PRO\Results\180228M1\180228M1-21.qld

Last Altered: Friday, March 02, 2018 15:02:33 Pacific Standard Time

Printed: Friday, March 02, 2018 15:03:22 Pacific Standard Time

Method: F:\Projects\PFAS.PRO\MethDB\PFAS_FULL_80C_022718.mdb 28 Feb 2018 13:19:45

Calibration: F:\Projects\PFAS.PRO\CurveDB\C18_VAL-PFAS_Q4_02-28-18-FULL.cdb 01 Mar 2018 12:54:21

Name: 180228M1_21, Date: 01-Mar-2018, Time: 00:22:55, ID: B8B0129-MS1 Matrix Spike 0.11962, Description: Matrix Spike

#	Name	Trace	Area	IS Area	Wt./Vol.	RRF	Pred.RT	RT	y Axis Resp.	Conc.	%Rec
1	25 PFD _o A	612.9 > 569.0	7.49e3	7.39e3	0.120		5.74	5.76	12.7	84.4293	
2	27 PFT _r DA	662.9 > 618.9	9.93e3	7.39e3	0.120		5.98	6.00	16.8	96.0371	
3	28 PFT _e DA	712.9 > 668.8	8.43e3	4.13e3	0.120		6.20	6.22	25.5	88.9799	
4	36 13C ₃ -PFBS	302. > 98.8	1.45e3	1.00e4	0.120	0.123	2.69	2.71	1.81	122.6623	117.4
5	37 13C ₂ -PFH _x A	315 > 269.8	2.41e3	1.00e4	0.120	0.712	3.19	3.20	3.00	35.2307	84.3
6	38 13C ₄ -PFH _p A	367.2 > 321.8	6.18e3	1.00e4	0.120	0.678	3.81	3.81	7.71	95.0716	91.0
7	39 18O ₂ -PFH _x S	403.0 > 102.6	1.19e3	3.37e3	0.120	0.392	3.96	3.96	4.40	93.6176	89.6
8	40 13C ₂ -PFOA	414.9 > 369.7	1.09e4	9.84e3	0.120	1.308	4.33	4.34	13.8	88.4546	84.6
9	41 13C ₅ -PFNA	468.2 > 422.9	7.73e3	1.05e4	0.120	0.976	4.76	4.77	9.19	78.7251	75.3
10	42 13C ₈ -PFOSA	506.1 > 77.7	1.38e3	1.28e4	0.120	0.254	4.83	4.84	1.35	44.4536	42.5
11	43 13C ₈ -PFOS	507.0 > 79.9	2.97e3	3.18e3	0.120	1.040	4.84	4.85	11.7	93.8195	89.8
12	44 13C ₂ -PFDA	515.1 > 469.9	6.85e3	1.05e4	0.120	0.967	5.14	5.15	8.14	70.3268	67.3
13	45 d ₃ -N-MeFOSAA	573.3 > 419	3.29e3	1.28e4	0.120	0.381	5.29	5.30	3.21	70.4626	67.4
14	46 d ₅ -N-EtFOSAA	589.3 > 419	3.78e3	1.28e4	0.120	0.399	5.45	5.46	3.70	77.5227	74.2
15	47 13C ₂ -PFU _d A	565 > 519.8	8.44e3	1.28e4	0.120	0.985	5.46	5.47	8.25	69.9995	67.0
16	48 13C ₂ -PFD _o A	615.0 > 569.7	7.39e3	1.28e4	0.120	0.813	5.74	5.76	7.22	74.2482	71.1
17	49 d ₃ -N-MeFOSA	515.2 > 168.9		1.28e4	0.120	0.124	5.84				
18	50 13C ₂ -PFT _e DA	714.8 > 669.6	4.13e3	1.28e4	0.120	0.379	6.20	6.23	4.04	89.1091	85.3
19	51 d ₅ -N-ETFOSA	531.1 > 168.9		1.28e4	0.120	0.189	6.22				
20	52 13C ₂ -PFH _x DA	815 > 769.7	2.78e3	1.28e4	0.120	0.703	6.51	6.56	2.72	32.3148	77.3
21	53 d ₇ -N-MeFOSE	623.1 > 58.9		1.28e4	0.120	0.157	6.31				
22	54 d ₉ -N-EtFOSE	639.2 > 58.8		1.28e4	0.120	0.146	6.45				
23	55 13C ₄ -PFBA	217. > 171.8	8.68e3	8.68e3	0.120	1.000	1.46	1.46	12.5	104.4976	100.0
24	56 13C ₅ -PFH _x A	318 > 272.9	1.00e4	1.00e4	0.120	1.000	3.19	3.20	12.5	104.4976	100.0
25	57 13C ₃ -PFH _x S	401.9 > 79.9	3.37e3	3.37e3	0.120	1.000	3.96	3.96	12.5	104.4976	100.0
26	58 13C ₈ -PFOA	421.3 > 376	9.84e3	9.84e3	0.120	1.000	4.33	4.34	12.5	104.4976	100.0
27	59 13C ₉ -PFNA	472.2 > 426.9	1.05e4	1.05e4	0.120	1.000	4.70	4.77	12.5	104.4976	100.0
28	60 13C ₄ -PFOS	503 > 79.9	3.18e3	3.18e3	0.120	1.000	4.84	4.85	12.5	104.4976	100.0
29	61 13C ₆ -PFDA	519.1 > 473.7	1.05e4	1.05e4	0.120	1.000	5.14	5.15	12.5	104.4976	100.0
30	62 13C ₇ -PFU _d A	570.1 > 524.8	1.28e4	1.28e4	0.120	1.000	5.46	5.47	12.5	104.4976	100.0
31	63 Total PFH _x S	398.9 > 79.6	1.47e3	1.19e3	0.120		3.85		15.5	63.5188	
32	64 Total PFOA	413 > 368.7	7.97e3	1.09e4	0.120		4.21		9.15	79.2147	

Dataset: F:\Projects\PFAS.PRO\Results\180228M1\180228M1-21.qld

Last Altered: Friday, March 02, 2018 15:02:33 Pacific Standard Time

Printed: Friday, March 02, 2018 15:03:22 Pacific Standard Time

Name: 180228M1_21, Date: 01-Mar-2018, Time: 00:22:55, ID: B8B0129-MS1 Matrix Spike 0.11962, Description: Matrix Spike

	# Name	Trace	Area	IS Area	Wt./Vol.	RRF	Pred.RT	RT	y Axis Resp.	Conc.	%Rec
33	65 Total PFOS	499 > 79.9	2.68e3	2.97e3	0.120		4.73		11.3	92.8653	
34	66 Total N-MeFOSAA	570.1 > 419	4.01e3	3.29e3	0.120		5.29		15.2	94.9366	
35	67 Total N-EtFOSAA	584.2 > 419	3.15e3	3.78e3	0.120		5.45		10.4	92.5506	

Dataset: F:\Projects\PFAS.PRO\Results\180228M1\180228M1-21.qld

Last Altered: Friday, March 02, 2018 15:02:33 Pacific Standard Time

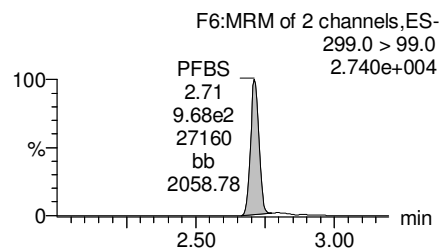
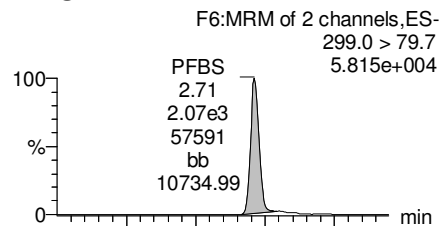
Printed: Friday, March 02, 2018 15:03:22 Pacific Standard Time

Method: F:\Projects\PFAS.PRO\MethDB\PFAS_FULL_80C_022718.mdb 28 Feb 2018 13:19:45

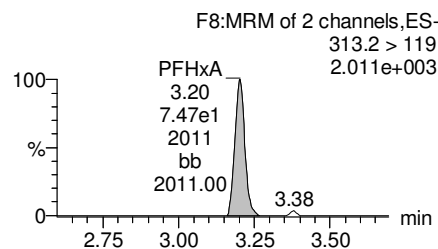
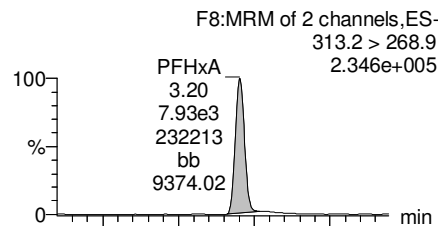
Calibration: F:\Projects\PFAS.PRO\CurveDB\C18_VAL-PFAS_Q4_02-28-18-FULL.cdb 01 Mar 2018 12:54:21

Name: 180228M1_21, Date: 01-Mar-2018, Time: 00:22:55, ID: B8B0129-MS1 Matrix Spike 0.11962, Description: Matrix Spike

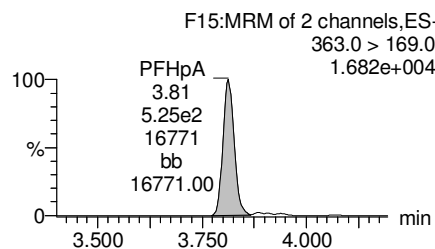
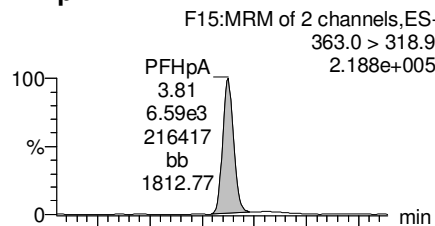
PFBS



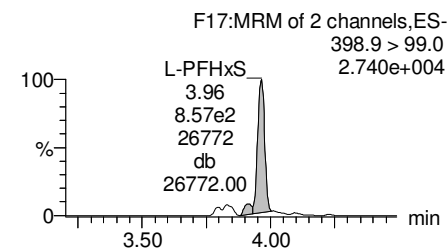
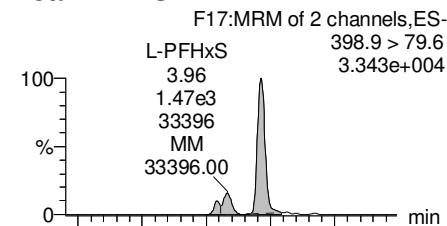
PFHxA



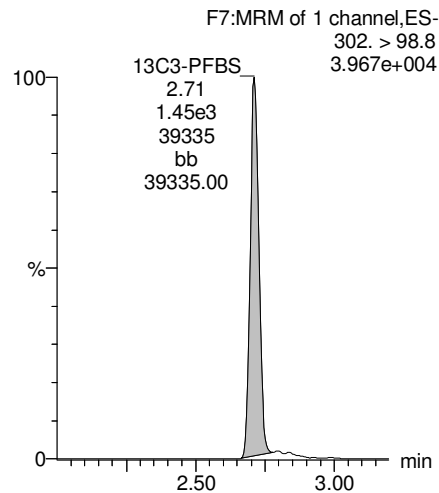
PFHpA



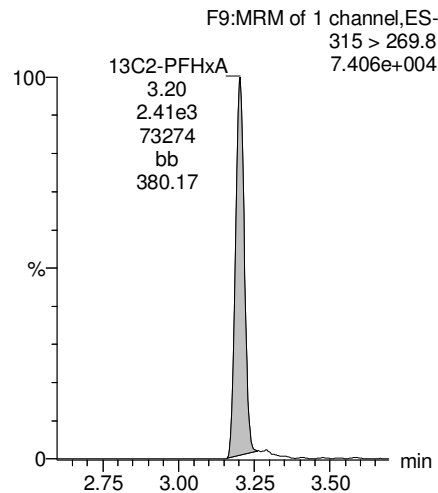
Total PFHxS



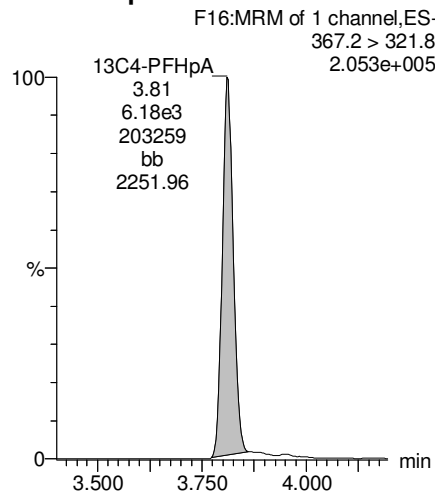
13C3-PFBS



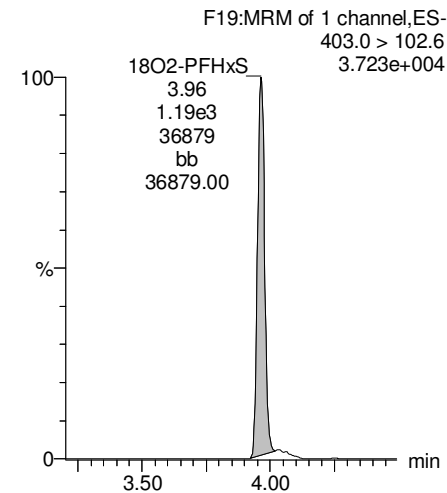
13C2-PFHxA



13C4-PFHpA



18O2-PFHxS



Dataset: F:\Projects\PFAS.PRO\Results\180228M1\180228M1-21.qld

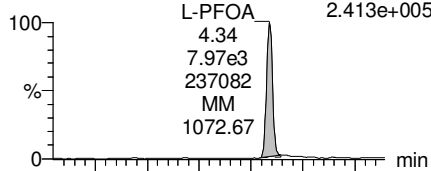
Last Altered: Friday, March 02, 2018 15:02:33 Pacific Standard Time

Printed: Friday, March 02, 2018 15:03:22 Pacific Standard Time

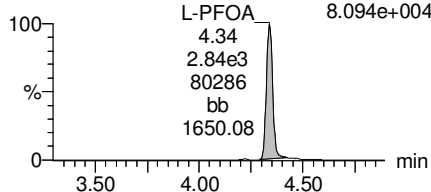
Name: 180228M1_21, Date: 01-Mar-2018, Time: 00:22:55, ID: B8B0129-MS1 Matrix Spike 0.11962, Description: Matrix Spike

Total PFOA

F20:MRM of 2 channels,ES-
413 > 368.7
2.413e+005

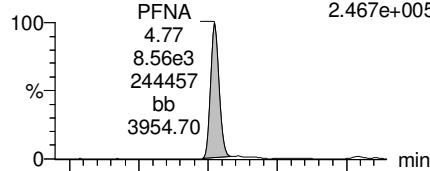


F20:MRM of 2 channels,ES-
413 > 169
8.094e+004

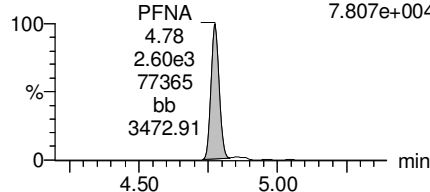


PFNA

F26:MRM of 2 channels,ES-
463.0 > 418.8
2.467e+005

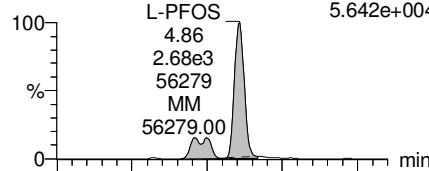


F26:MRM of 2 channels,ES-
463.0 > 219.0
7.807e+004

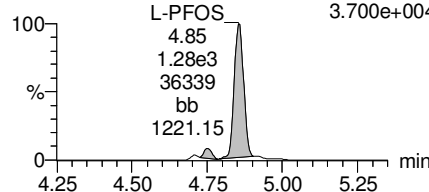


Total PFOS

F31:MRM of 2 channels,ES-
499 > 79.9
5.642e+004

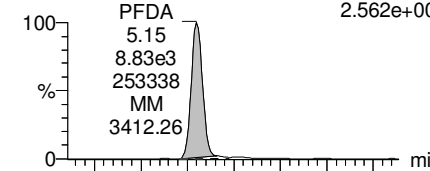


F31:MRM of 2 channels,ES-
499 > 99
3.700e+004

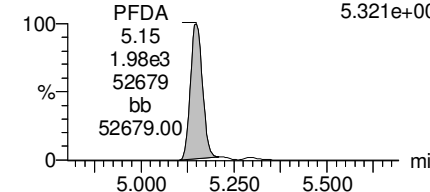


PFDA

F36:MRM of 2 channels,ES-
513 > 468.8
2.562e+005

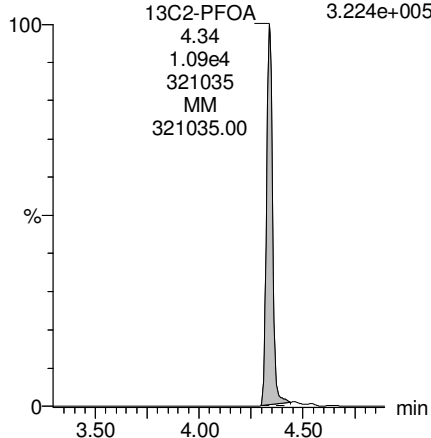


F36:MRM of 2 channels,ES-
513 > 219
5.321e+004



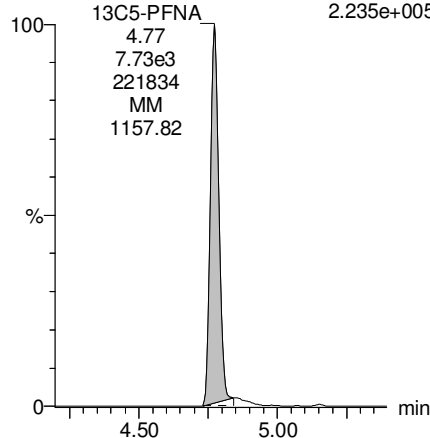
13C2-PFOA

F21:MRM of 1 channel,ES-
414.9 > 369.7
3.224e+005



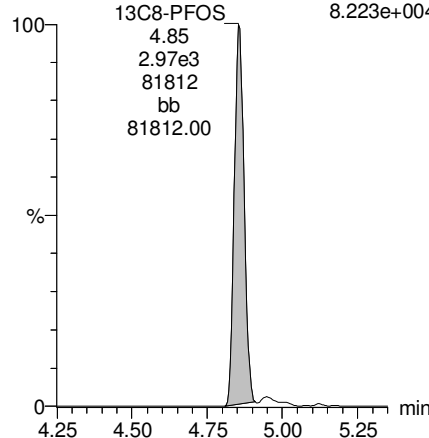
13C5-PFNA

F27:MRM of 1 channel,ES-
468.2 > 422.9
2.235e+005



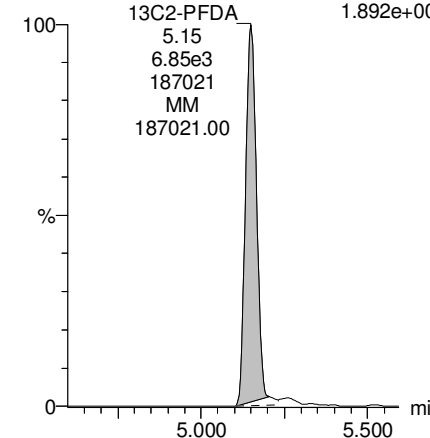
13C8-PFOS

F34:MRM of 1 channel,ES-
507.0 > 79.9
8.223e+004



13C2-PFDA

F37:MRM of 1 channel,ES-
515.1 > 469.9
1.892e+005



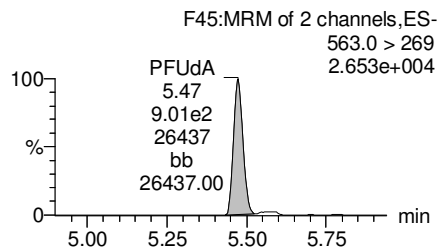
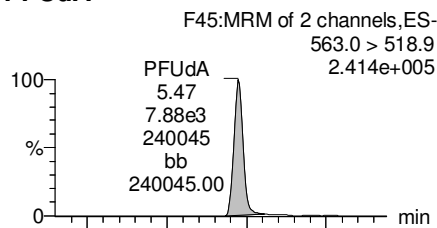
Dataset: F:\Projects\PFAS.PRO\Results\180228M1\180228M1-21.qld

Last Altered: Friday, March 02, 2018 15:02:33 Pacific Standard Time

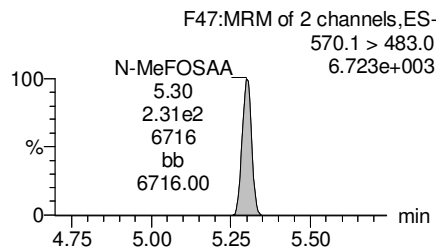
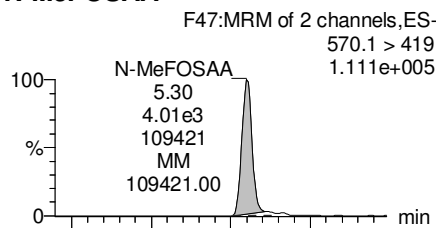
Printed: Friday, March 02, 2018 15:03:22 Pacific Standard Time

Name: 180228M1_21, Date: 01-Mar-2018, Time: 00:22:55, ID: B8B0129-MS1 Matrix Spike 0.11962, Description: Matrix Spike

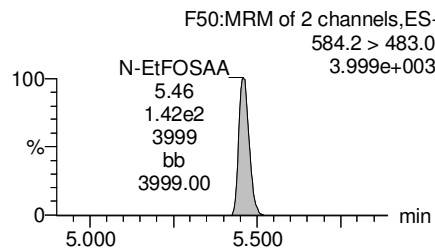
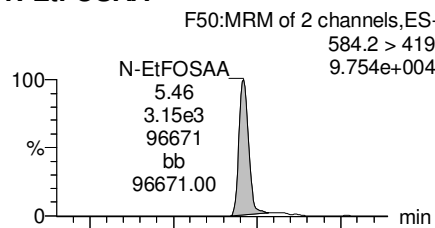
PFUdA



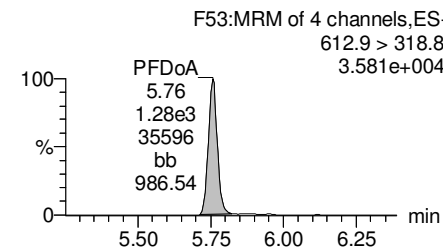
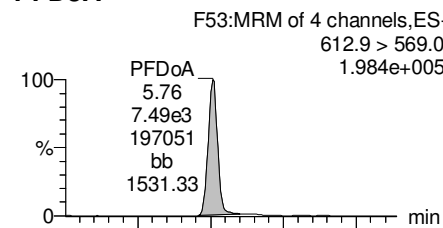
N-MeFOSAA



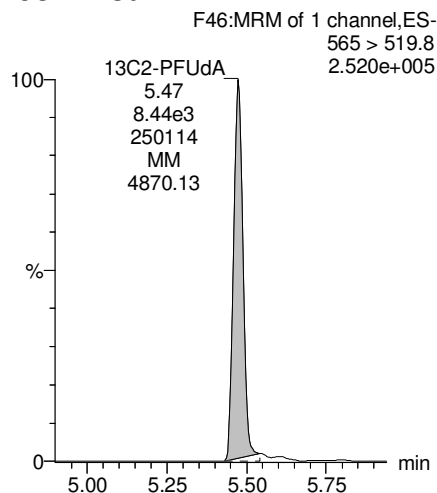
N-EtFOSAA



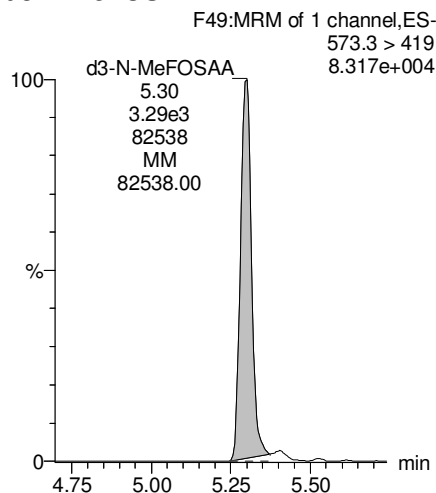
PFDaA



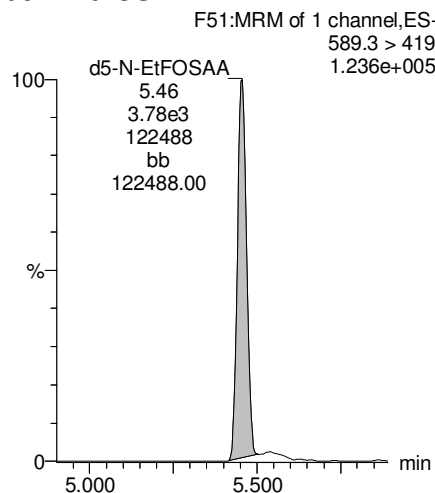
13C2-PFUdA



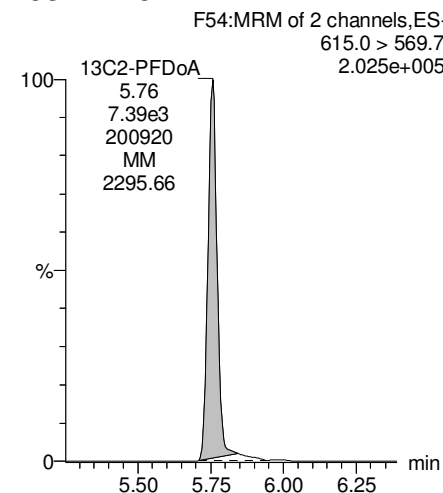
d3-N-MeFOSAA



d5-N-EtFOSAA



13C2-PFDaA



Dataset: F:\Projects\PFAS.PRO\Results\180228M1\180228M1-21.qld

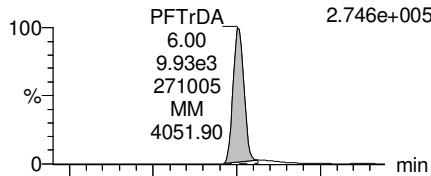
Last Altered: Friday, March 02, 2018 15:02:33 Pacific Standard Time

Printed: Friday, March 02, 2018 15:03:22 Pacific Standard Time

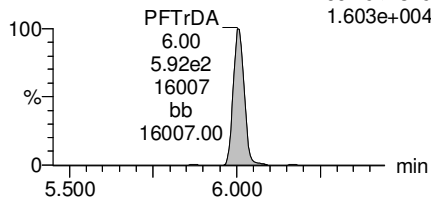
Name: 180228M1_21, Date: 01-Mar-2018, Time: 00:22:55, ID: B8B0129-MS1 Matrix Spike 0.11962, Description: Matrix Spike

PFTTrDA

F59:MRM of 2 channels,ES-
662.9 > 618.9
2.746e+005

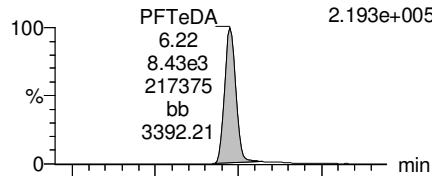


F59:MRM of 2 channels,ES-
662.9 > 319
1.603e+004

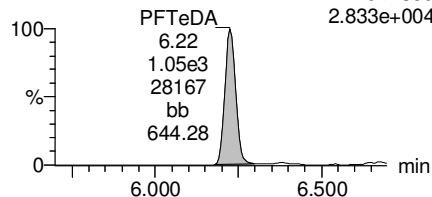


PFTeDA

F60:MRM of 2 channels,ES-
712.9 > 668.8
2.193e+005

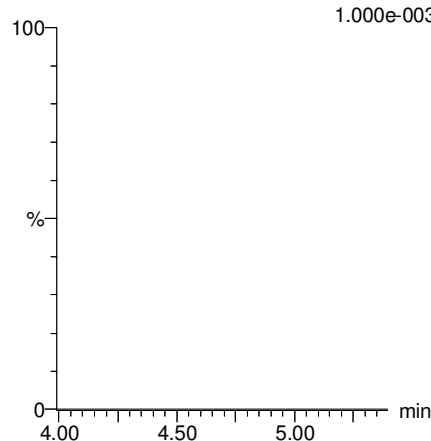


F60:MRM of 2 channels,ES-
712.9 > 369
2.833e+004



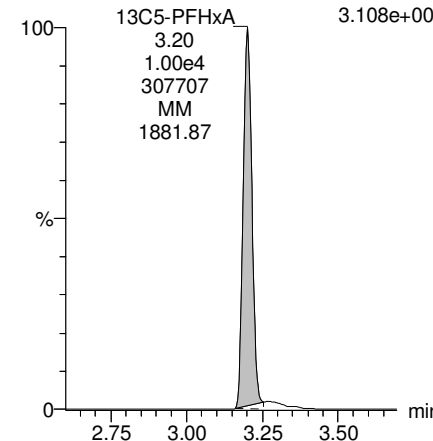
TCDA

F30:MRM of 3 channels,ES-
498.3 > 106.9
1.000e-003



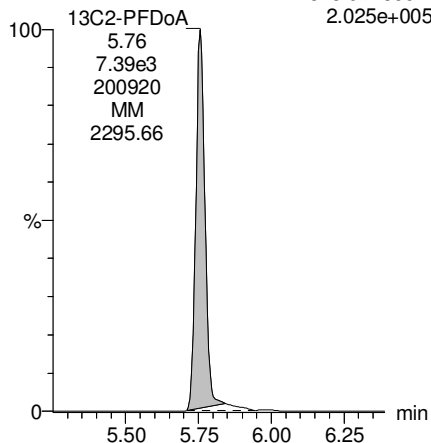
13C5-PFHxA

F10:MRM of 1 channel,ES-
318 > 272.9
3.108e+005



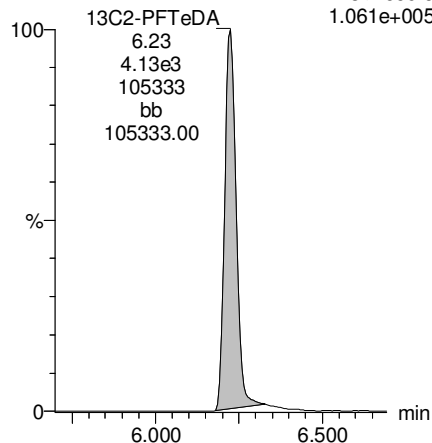
13C2-PFDoA

F54:MRM of 2 channels,ES-
615.0 > 569.7
2.025e+005



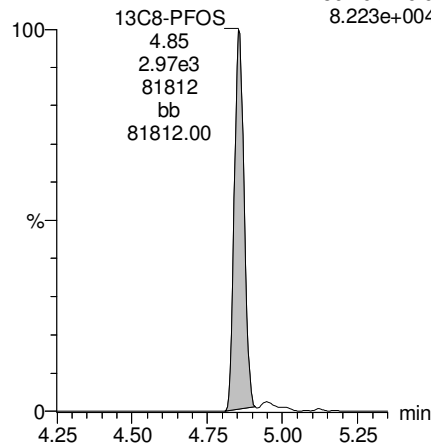
13C2-PFTeDA

F61:MRM of 2 channels,ES-
714.8 > 669.6
1.061e+005



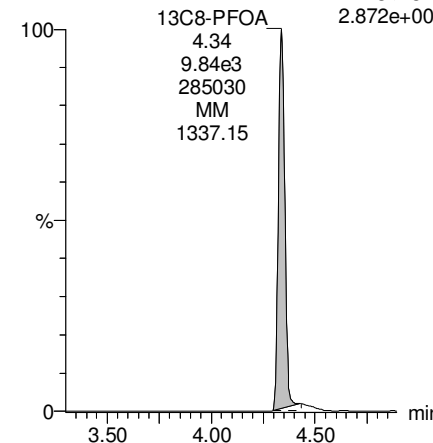
13C8-PFOS

F34:MRM of 1 channel,ES-
507.0 > 79.9
8.223e+004



13C8-PFOA

F22:MRM of 1 channel,ES-
421.3 > 376
2.872e+005



Dataset: F:\Projects\PFAS.PRO\Results\180228M1\180228M1-21.qld

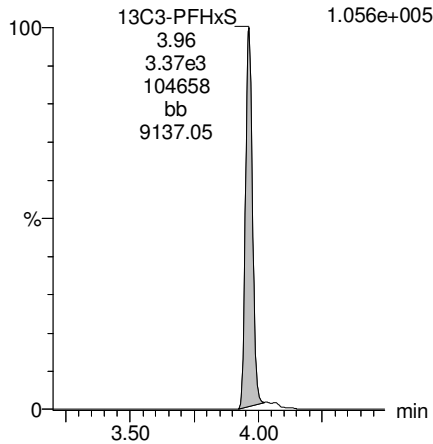
Last Altered: Friday, March 02, 2018 15:02:33 Pacific Standard Time

Printed: Friday, March 02, 2018 15:03:22 Pacific Standard Time

Name: 180228M1_21, Date: 01-Mar-2018, Time: 00:22:55, ID: B8B0129-MS1 Matrix Spike 0.11962, Description: Matrix Spike

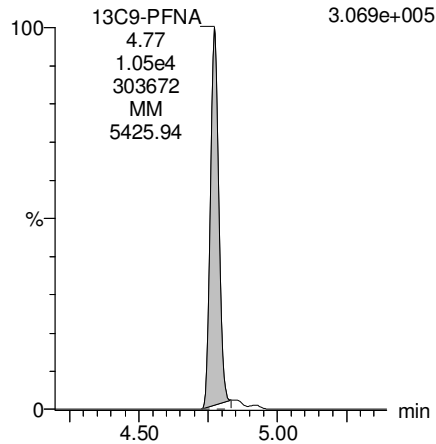
13C3-PFHxS

F18:MRM of 1 channel,ES-
401.9 > 79.9
1.056e+005



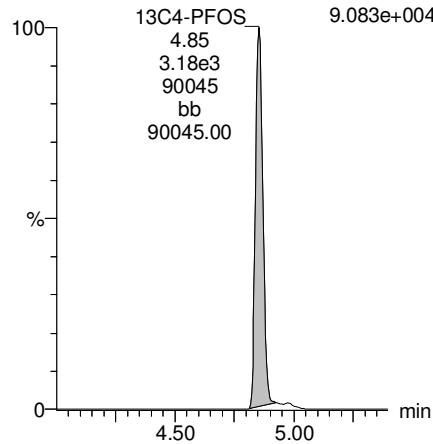
13C9-PFNA

F28:MRM of 1 channel,ES-
472.2 > 426.9
3.069e+005



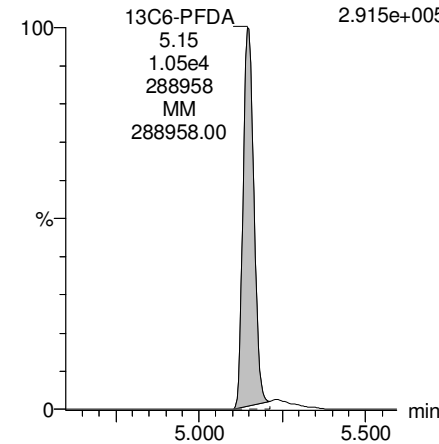
13C4-PFOS

F32:MRM of 1 channel,ES-
503 > 79.9
9.083e+004



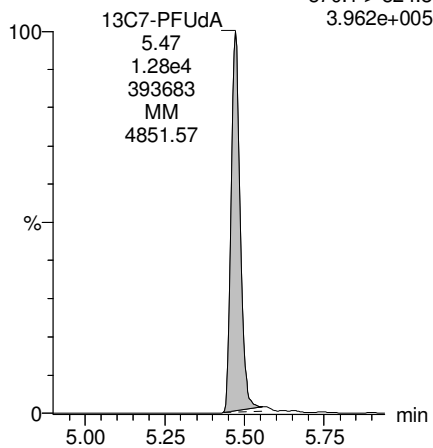
13C6-PFDA

F39:MRM of 1 channel,ES-
519.1 > 473.7
2.915e+005



13C7-PFUdA

F48:MRM of 1 channel,ES-
570.1 > 524.8
3.962e+005



Dataset: F:\Projects\PFAS.PRO\Results\180228M1\180228M1-22.qld

Last Altered: Friday, March 02, 2018 15:06:24 Pacific Standard Time

Printed: Friday, March 02, 2018 15:06:44 Pacific Standard Time

Method: F:\Projects\PFAS.PRO\MethDB\PFAS_FULL_80C_022718.mdb 28 Feb 2018 13:19:45

Calibration: F:\Projects\PFAS.PRO\CurveDB\C18_VAL-PFAS_Q4_02-28-18-FULL.cdb 01 Mar 2018 12:54:21

Name: 180228M1_22, Date: 01-Mar-2018, Time: 00:34:21, ID: B8B0129-MSD1 Matrix Spike Dup 0.12145, Description: Matrix Spike Dup

	# Name	Trace	Area	IS Area	Wt./Vol.	RRF	Pred.RT	RT	y Axis Resp.	Conc.	%Rec
1	3 PFBS	299.0 > 79.7	2.05e3	1.39e3	0.121		2.60	2.71	18.4	87.6009	
2	5 PFHxA	313.2 > 268.9	6.70e3	1.96e3	0.121		3.19	3.20	17.1	89.7217	
3	7 PFHpA	363.0 > 318.9	5.35e3	4.67e3	0.121		3.81	3.81	14.3	93.5858	
4	8 L-PFHxS	398.9 > 79.6	1.61e3	1.09e3	0.121		4.17	3.96	18.4	74.3078	
5	11 L-PFOA	413 > 368.7	6.18e3	7.59e3	0.121		4.40	4.34	10.2	86.9154	
6	14 PFNA	463.0 > 418.8	7.22e3	6.42e3	0.121		4.76	4.77	14.1	91.2847	
7	16 L-PFOS	499 > 79.9	2.57e3	2.66e3	0.121		4.90	4.85	12.1	98.0015	
8	18 PFDA	513 > 468.8	7.89e3	6.41e3	0.121		5.14	5.15	15.4	86.3934	
9	21 N-MeFOSAA	570.1 > 419	3.90e3	3.44e3	0.121		5.29	5.30	14.2	86.9373	
10	22 N-EtFOSAA	584.2 > 419	3.16e3	3.25e3	0.121		5.45	5.46	12.1	106.1456	
11	23 PFUdA	563.0 > 518.9	7.28e3	9.02e3	0.121		5.46	5.47	10.1	83.1354	

Dataset: F:\Projects\PFAS.PRO\Results\180228M1\180228M1-22.qld

Last Altered: Friday, March 02, 2018 15:06:24 Pacific Standard Time

Printed: Friday, March 02, 2018 15:06:53 Pacific Standard Time

Method: F:\Projects\PFAS.PRO\MethDB\PFAS_FULL_80C_022718.mdb 28 Feb 2018 13:19:45

Calibration: F:\Projects\PFAS.PRO\CurveDB\C18_VAL-PFAS_Q4_02-28-18-FULL.cdb 01 Mar 2018 12:54:21

Name: 180228M1_22, Date: 01-Mar-2018, Time: 00:34:21, ID: B8B0129-MSD1 Matrix Spike Dup 0.12145, Description: Matrix Spike Dup

#	Name	Trace	Area	IS Area	Wt./Vol.	RRF	Pred.RT	RT	y Axis Resp.	Conc.	%Rec	
1	25	PFDaA	612.9 > 569.0	8.45e3	6.35e3	0.121	5.74	5.76	16.6	109.2299		
2	27	PFTrDA	662.9 > 618.9	8.89e3	6.35e3	0.121	5.98	6.00	17.5	98.5158		
3	28	PFTeDA	712.9 > 668.8	7.84e3	4.00e3	0.121	6.20	6.22	24.5	84.0570		
4	36	13C3-PFBS	302. > 98.8	1.39e3	7.74e3	0.121	0.123	2.69	2.71	2.25	150.1708	145.9
5	37	13C2-PFHxA	315 > 269.8	1.96e3	7.74e3	0.121	0.712	3.19	3.20	3.17	36.6515	89.0
6	38	13C4-PFHpA	367.2 > 321.8	4.67e3	7.74e3	0.121	0.678	3.81	3.81	7.53	91.5108	88.9
7	39	18O2-PFHxS	403.0 > 102.6	1.09e3	2.85e3	0.121	0.392	3.96	3.96	4.78	100.2471	97.4
8	40	13C2-PFOA	414.9 > 369.7	7.59e3	7.27e3	0.121	1.308	4.33	4.33	13.1	82.2008	79.9
9	41	13C5-PFNA	468.2 > 422.9	6.42e3	8.12e3	0.121	0.976	4.76	4.77	9.88	83.3095	80.9
10	42	13C8-PFOSA	506.1 > 77.7	1.56e3	1.20e4	0.121	0.254	4.83	4.84	1.63	52.8439	51.3
11	43	13C8-PFOS	507.0 > 79.9	2.66e3	3.22e3	0.121	1.040	4.84	4.85	10.3	81.7179	79.4
12	44	13C2-PFDA	515.1 > 469.9	6.41e3	8.18e3	0.121	0.967	5.14	5.15	9.80	83.4247	81.1
13	45	d3-N-MeFOSAA	573.3 > 419	3.44e3	1.20e4	0.121	0.381	5.29	5.30	3.59	77.5382	75.3
14	46	d5-N-EtFOSAA	589.3 > 419	3.25e3	1.20e4	0.121	0.399	5.45	5.45	3.40	70.1731	68.2
15	47	13C2-PFUdA	565 > 519.8	9.02e3	1.20e4	0.121	0.985	5.46	5.47	9.42	78.7481	76.5
16	48	13C2-PFDoA	615.0 > 569.7	6.35e3	1.20e4	0.121	0.813	5.74	5.76	6.63	67.1339	65.2
17	49	d3-N-MeFOSA	515.2 > 168.9		1.20e4	0.121	0.124	5.84				
18	50	13C2-PFTeDA	714.8 > 669.6	4.00e3	1.20e4	0.121	0.379	6.20	6.23	4.18	90.8730	88.3
19	51	d5-N-ETFOSA	531.1 > 168.9		1.20e4	0.121	0.189	6.22				
20	52	13C2-PFHxDA	815 > 769.7	3.23e3	1.20e4	0.121	0.703	6.51	6.56	3.37	39.5441	96.1
21	53	d7-N-MeFOSE	623.1 > 58.9		1.20e4	0.121	0.157	6.31				
22	54	d9-N-EtFOSE	639.2 > 58.8		1.20e4	0.121	0.146	6.45				
23	55	13C4-PFBA	217. > 171.8	6.33e3	6.33e3	0.121	1.000	1.46	1.46	12.5	102.9230	100.0
24	56	13C5-PFHxA	318 > 272.9	7.74e3	7.74e3	0.121	1.000	3.19	3.20	12.5	102.9230	100.0
25	57	13C3-PFHxS	401.9 > 79.9	2.85e3	2.85e3	0.121	1.000	3.96	3.96	12.5	102.9230	100.0
26	58	13C8-PFOA	421.3 > 376	7.27e3	7.27e3	0.121	1.000	4.33	4.34	12.5	102.9230	100.0
27	59	13C9-PFNA	472.2 > 426.9	8.12e3	8.12e3	0.121	1.000	4.70	4.77	12.5	102.9230	100.0
28	60	13C4-PFOS	503 > 79.9	3.22e3	3.22e3	0.121	1.000	4.84	4.85	12.5	102.9230	100.0
29	61	13C6-PFDA	519.1 > 473.7	8.18e3	8.18e3	0.121	1.000	5.14	5.15	12.5	102.9230	100.0
30	62	13C7-PFUdA	570.1 > 524.8	1.20e4	1.20e4	0.121	1.000	5.46	5.47	12.5	102.9230	100.0
31	63	Total PFHxS	398.9 > 79.6	1.61e3	1.09e3	0.121		3.85		18.4	74.3078	
32	64	Total PFOA	413 > 368.7	6.18e3	7.59e3	0.121		4.21		10.2	86.9154	

Dataset: F:\Projects\PFAS.PRO\Results\180228M1\180228M1-22.qld

Last Altered: Friday, March 02, 2018 15:06:24 Pacific Standard Time

Printed: Friday, March 02, 2018 15:06:53 Pacific Standard Time

Name: 180228M1_22, Date: 01-Mar-2018, Time: 00:34:21, ID: B8B0129-MSD1 Matrix Spike Dup 0.12145, Description: Matrix Spike Dup

#	Name	Trace	Area	IS Area	Wt./Vol.	RRF	Pred.RT	RT	y Axis Resp.	Conc.	%Rec
33	65 Total PFOS	499 > 79.9	2.57e3	2.66e3	0.121		4.73		12.1	98.0015	
34	66 Total N-MeFOSAA	570.1 > 419	3.90e3	3.44e3	0.121		5.29		14.2	86.9373	
35	67 Total N-EtFOSAA	584.2 > 419	3.16e3	3.25e3	0.121		5.45		12.1	106.1456	

Dataset: F:\Projects\PFAS.PRO\Results\180228M1\180228M1-22.qld

Last Altered: Friday, March 02, 2018 15:06:24 Pacific Standard Time

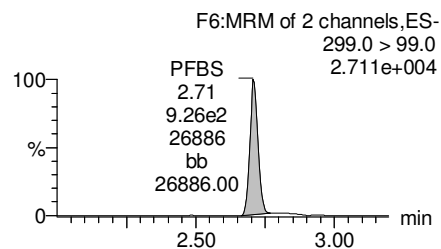
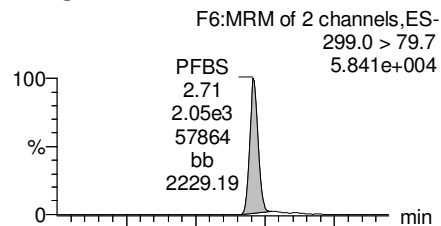
Printed: Friday, March 02, 2018 15:06:53 Pacific Standard Time

Method: F:\Projects\PFAS.PRO\MethDB\PFAS_FULL_80C_022718.mdb 28 Feb 2018 13:19:45

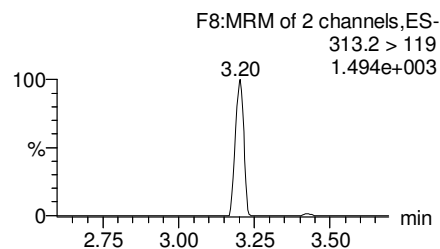
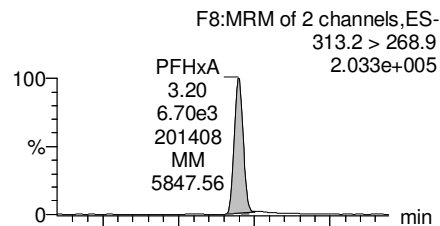
Calibration: F:\Projects\PFAS.PRO\CurveDB\C18_VAL-PFAS_Q4_02-28-18-FULL.cdb 01 Mar 2018 12:54:21

Name: 180228M1_22, Date: 01-Mar-2018, Time: 00:34:21, ID: B8B0129-MSD1 Matrix Spike Dup 0.12145, Description: Matrix Spike Dup

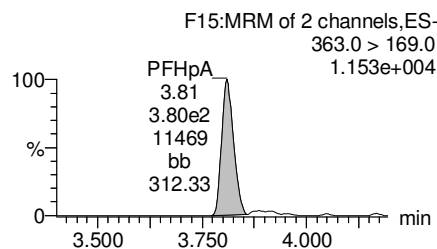
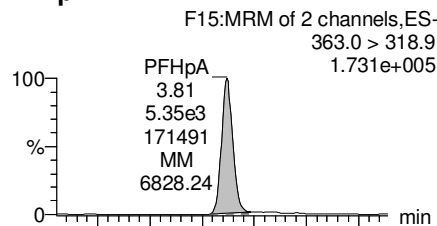
PFBS



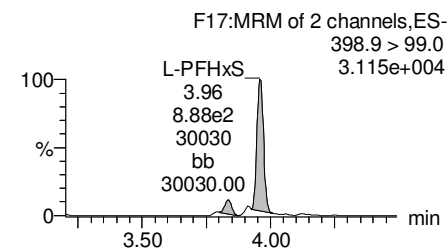
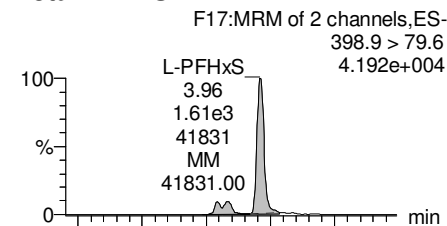
PFHxA



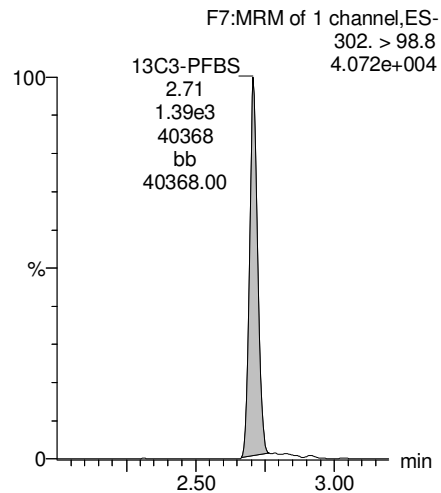
PFHpA



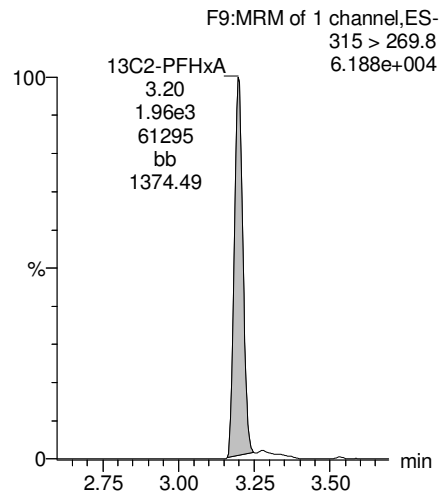
Total PFHxS



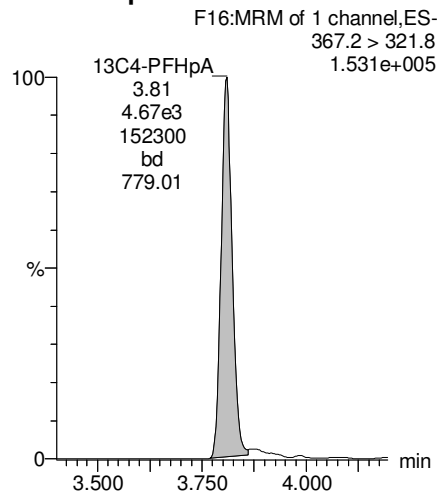
13C3-PFBS



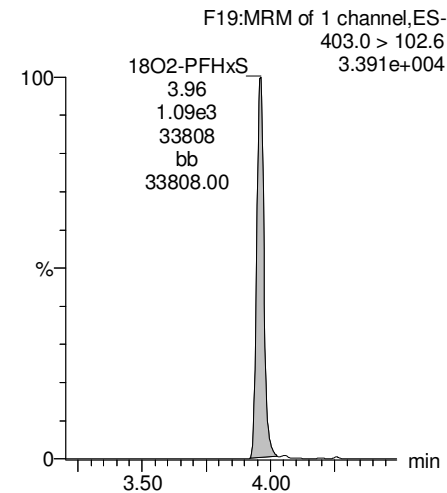
13C2-PFHxA



13C4-PFHpA



18O2-PFHxS



Dataset: F:\Projects\PFAS.PRO\Results\180228M1\180228M1-22.qld

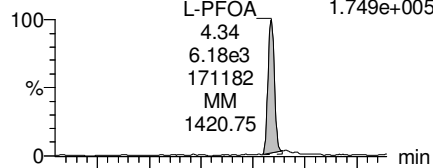
Last Altered: Friday, March 02, 2018 15:06:24 Pacific Standard Time

Printed: Friday, March 02, 2018 15:06:53 Pacific Standard Time

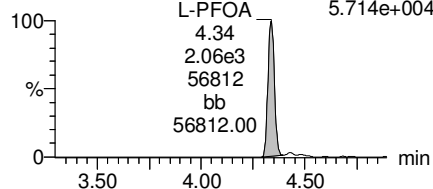
Name: 180228M1_22, Date: 01-Mar-2018, Time: 00:34:21, ID: B8B0129-MSD1 Matrix Spike Dup 0.12145, Description: Matrix Spike Dup

Total PFOA

F20:MRM of 2 channels,ES-
413 > 368.7
1.749e+005

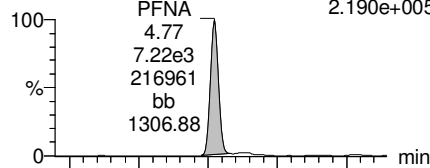


F20:MRM of 2 channels,ES-
413 > 169
5.714e+004

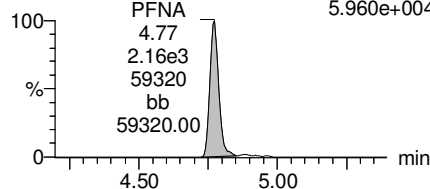


PFNA

F26:MRM of 2 channels,ES-
463.0 > 418.8
2.190e+005

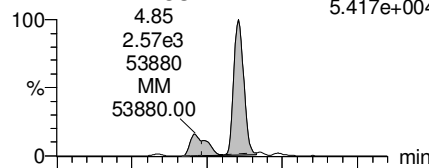


F26:MRM of 2 channels,ES-
463.0 > 219.0
5.960e+004

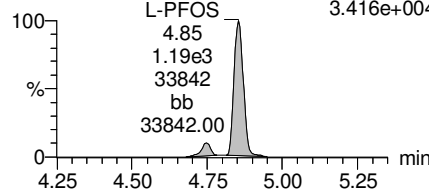


Total PFOS

F31:MRM of 2 channels,ES-
499 > 79.9
5.417e+004

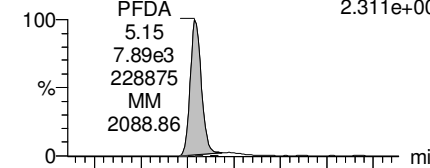


F31:MRM of 2 channels,ES-
499 > 99
3.416e+004

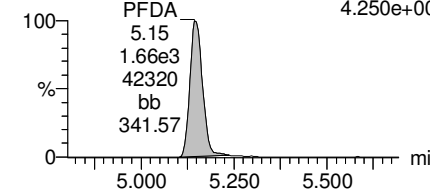


PFDA

F36:MRM of 2 channels,ES-
513 > 468.8
2.311e+005

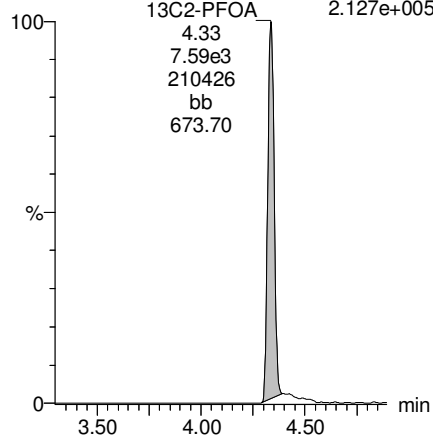


F36:MRM of 2 channels,ES-
513 > 219
4.250e+004



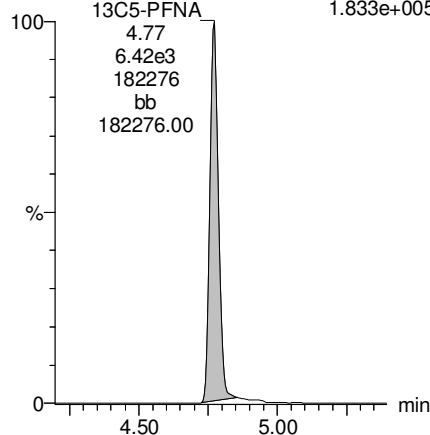
13C2-PFOA

F21:MRM of 1 channel,ES-
414.9 > 369.7
2.127e+005



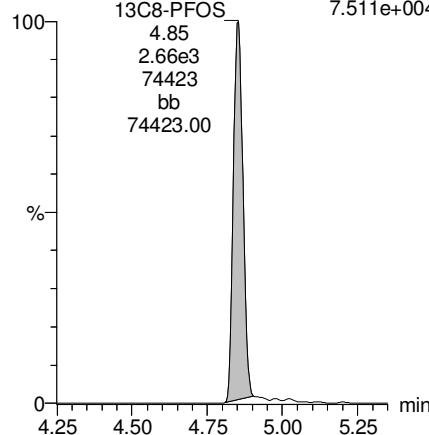
13C5-PFNA

F27:MRM of 1 channel,ES-
468.2 > 422.9
1.833e+005



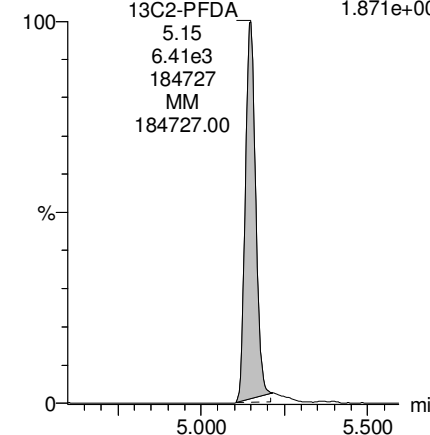
13C8-PFOS

F34:MRM of 1 channel,ES-
507.0 > 79.9
7.511e+004



13C2-PFDA

F37:MRM of 1 channel,ES-
515.1 > 469.9
1.871e+005



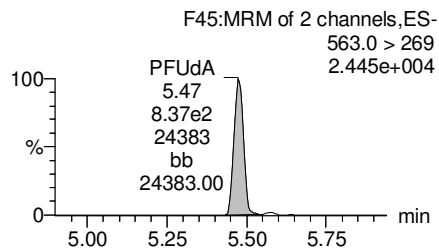
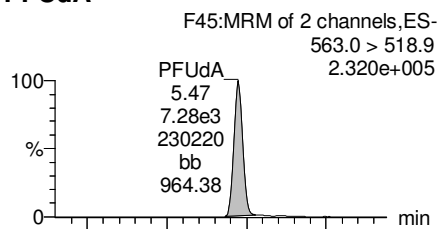
Dataset: F:\Projects\PFAS.PRO\Results\180228M1\180228M1-22.qld

Last Altered: Friday, March 02, 2018 15:06:24 Pacific Standard Time

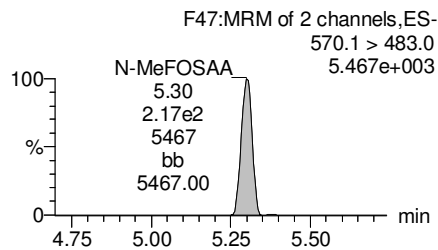
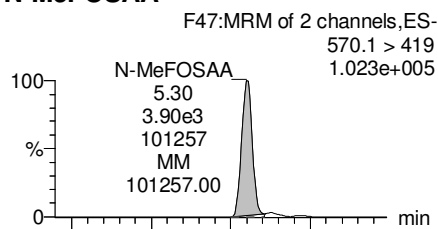
Printed: Friday, March 02, 2018 15:06:53 Pacific Standard Time

Name: 180228M1_22, Date: 01-Mar-2018, Time: 00:34:21, ID: B8B0129-MSD1 Matrix Spike Dup 0.12145, Description: Matrix Spike Dup

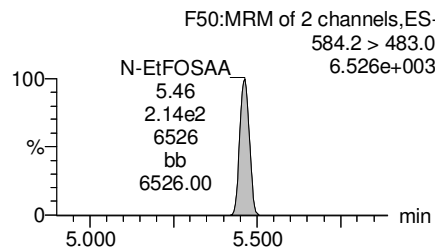
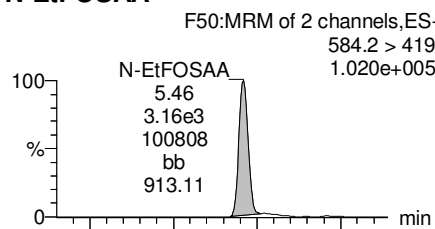
PFUdA



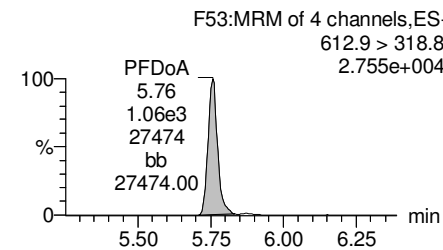
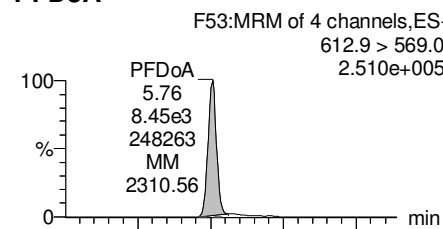
N-MeFOSAA



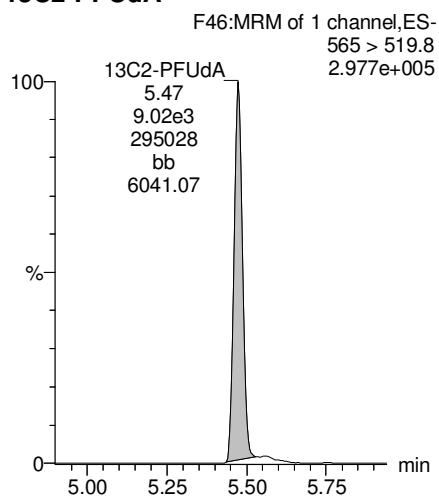
N-EtFOSAA



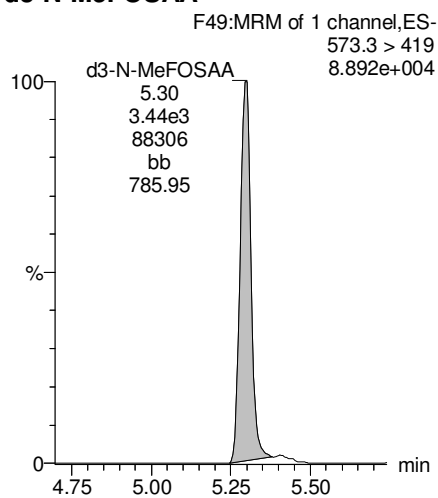
PFDaA



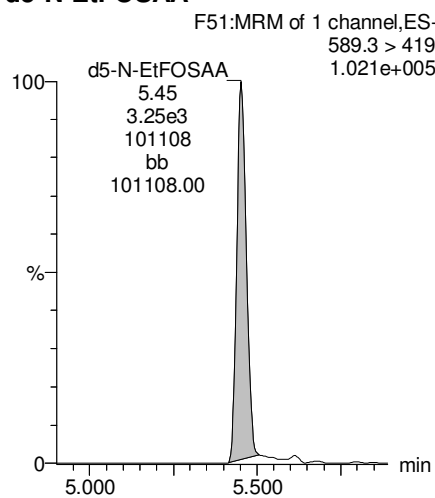
13C2-PFUdA



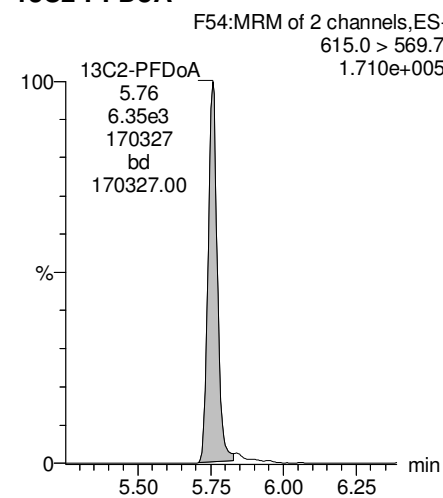
d3-N-MeFOSAA



d5-N-EtFOSAA



13C2-PFDaA



Dataset: F:\Projects\PFAS.PRO\Results\180228M1\180228M1-22.qld

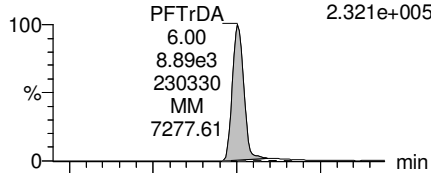
Last Altered: Friday, March 02, 2018 15:06:24 Pacific Standard Time

Printed: Friday, March 02, 2018 15:06:53 Pacific Standard Time

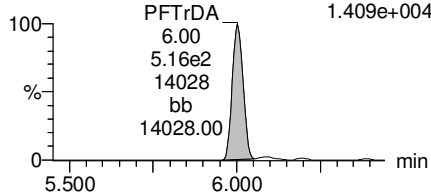
Name: 180228M1_22, Date: 01-Mar-2018, Time: 00:34:21, ID: B8B0129-MSD1 Matrix Spike Dup 0.12145, Description: Matrix Spike Dup

PFTTrDA

F59:MRM of 2 channels,ES-
662.9 > 618.9
2.321e+005

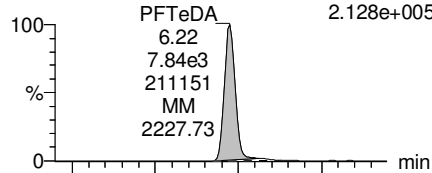


F59:MRM of 2 channels,ES-
662.9 > 319
1.409e+004

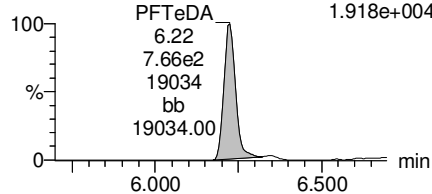


PFTeDA

F60:MRM of 2 channels,ES-
712.9 > 668.8
2.128e+005

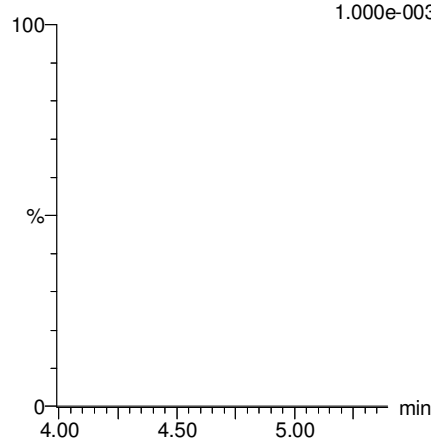


F60:MRM of 2 channels,ES-
712.9 > 369
1.918e+004



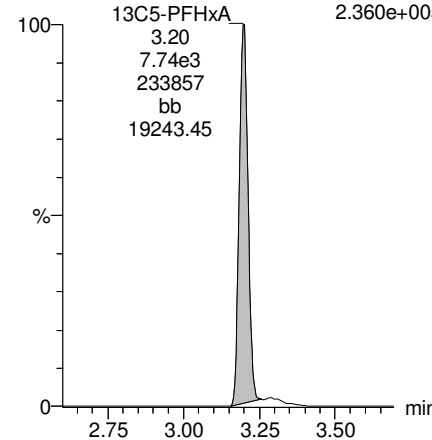
TCDA

F30:MRM of 3 channels,ES-
498.3 > 106.9
1.000e-003



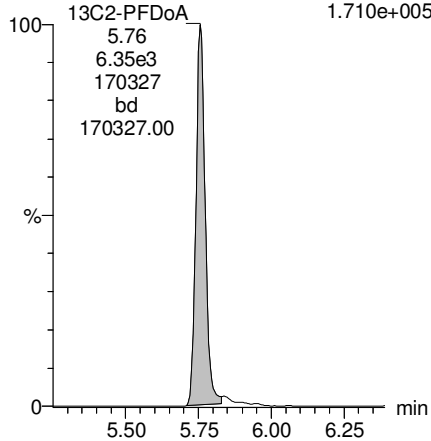
13C5-PFHxA

F10:MRM of 1 channel,ES-
318 > 272.9
2.360e+005



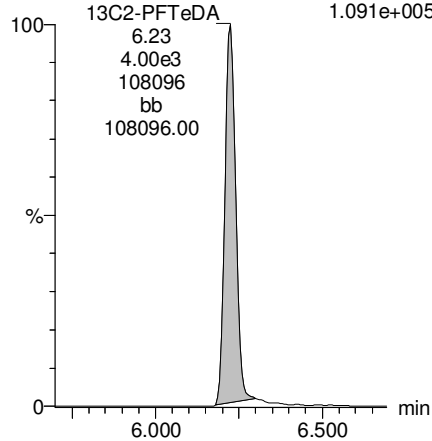
13C2-PFDoA

F54:MRM of 2 channels,ES-
615.0 > 569.7
1.710e+005



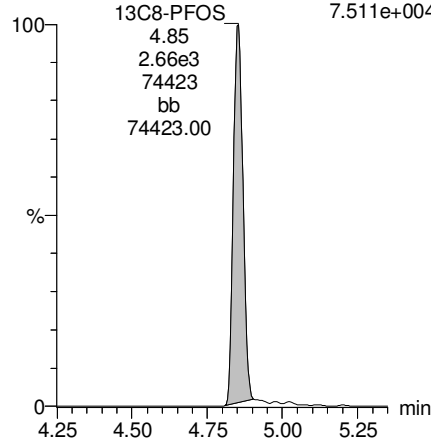
13C2-PFTeDA

F61:MRM of 2 channels,ES-
714.8 > 669.6
1.091e+005



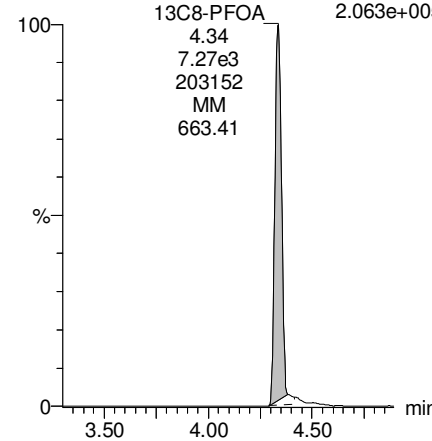
13C8-PFOS

F34:MRM of 1 channel,ES-
507.0 > 79.9
7.511e+004



13C8-PFOA

F22:MRM of 1 channel,ES-
421.3 > 376
2.063e+005



Dataset: F:\Projects\PFAS.PRO\Results\180228M1\180228M1-22.qld

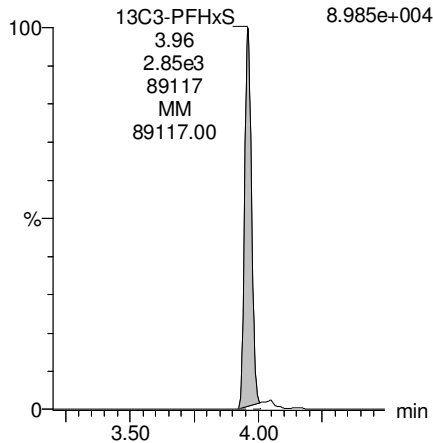
Last Altered: Friday, March 02, 2018 15:06:24 Pacific Standard Time

Printed: Friday, March 02, 2018 15:06:53 Pacific Standard Time

Name: 180228M1_22, Date: 01-Mar-2018, Time: 00:34:21, ID: B8B0129-MSD1 Matrix Spike Dup 0.12145, Description: Matrix Spike Dup

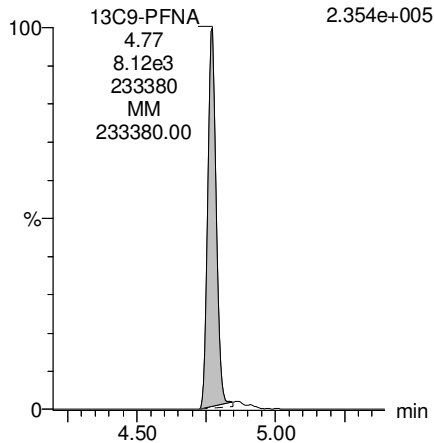
13C3-PFHxS

F18:MRM of 1 channel,ES-
401.9 > 79.9
8.985e+004



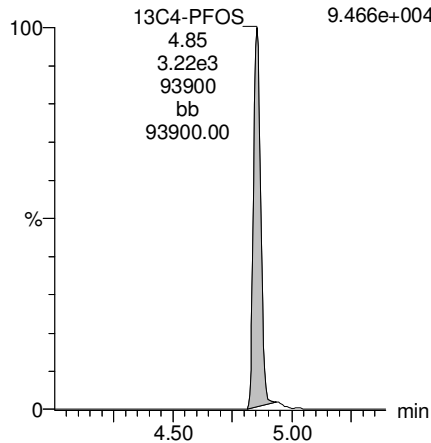
13C9-PFNA

F28:MRM of 1 channel,ES-
472.2 > 426.9
2.354e+005



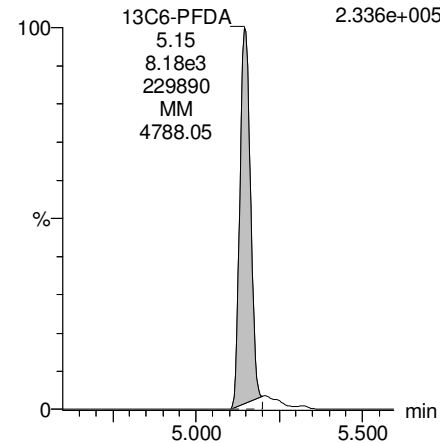
13C4-PFOS

F32:MRM of 1 channel,ES-
503 > 79.9
9.466e+004



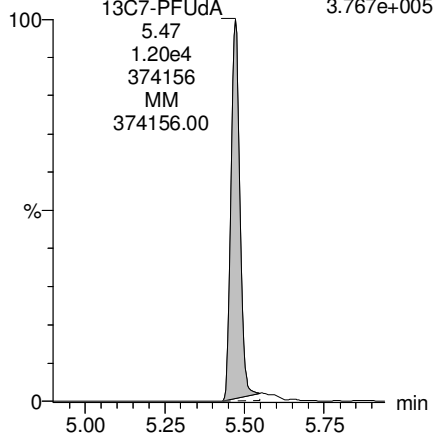
13C6-PFDA

F39:MRM of 1 channel,ES-
519.1 > 473.7
2.336e+005



13C7-PFUdA

F48:MRM of 1 channel,ES-
570.1 > 524.8
3.767e+005



Dataset: F:\Projects\PFAS.PRO\Results\180228M1\180228M1-44.qld

Last Altered: Friday, March 02, 2018 15:24:00 Pacific Standard Time

Printed: Friday, March 02, 2018 15:25:20 Pacific Standard Time

Method: F:\Projects\PFAS.PRO\MethDB\PFAS_FULL_80C_022718.mdb 28 Feb 2018 13:19:45

Calibration: F:\Projects\PFAS.PRO\CurveDB\C18_VAL-PFAS_Q4_02-28-18-FULL.cdb 01 Mar 2018 12:54:21

Name: 180228M1_44, Date: 01-Mar-2018, Time: 04:46:52, ID: 1800339-05 WI-A06-S-01P-0218 0.12184, Description: WI-A06-S-01P-0218

	# Name	Trace	Area	IS Area	Wt./Vol.	RRF	Pred.RT	RT	y Axis Resp.	Conc.	%Rec
1	3 PFBS	299.0 > 79.7		1.34e3	0.122		2.60				
2	5 PFHxA	313.2 > 268.9		2.36e3	0.122		3.19				
3	7 PFHpA	363.0 > 318.9		6.68e3	0.122		3.81				
4	8 L-PFHxS	398.9 > 79.6	1.08e1	1.12e3	0.122		4.17	3.97	0.121	2.1403	
5	11 L-PFOA	413 > 368.7	8.78e1	1.03e4	0.122		4.40	4.34	0.106		
6	14 PFNA	463.0 > 418.8		6.76e3	0.122		4.76				
7	16 L-PFOS	499 > 79.9		2.39e3	0.122		4.90				
8	18 PFDA	513 > 468.8		6.93e3	0.122		5.14				
9	21 N-MeFOSAA	570.1 > 419		3.10e3	0.122		5.29				
10	22 N-EtFOSAA	584.2 > 419		3.65e3	0.122		5.45				
11	23 PFUdA	563.0 > 518.9		9.46e3	0.122		5.46				

Dataset: F:\Projects\PFAS.PRO\Results\180228M1\180228M1-44.qld

Last Altered: Friday, March 02, 2018 15:24:00 Pacific Standard Time

Printed: Friday, March 02, 2018 15:25:28 Pacific Standard Time

Method: F:\Projects\PFAS.PRO\MethDB\PFAS_FULL_80C_022718.mdb 28 Feb 2018 13:19:45

Calibration: F:\Projects\PFAS.PRO\CurveDB\C18_VAL-PFAS_Q4_02-28-18-FULL.cdb 01 Mar 2018 12:54:21

Name: 180228M1_44, Date: 01-Mar-2018, Time: 04:46:52, ID: 1800339-05 WI-A06-S-01P-0218 0.12184, Description: WI-A06-S-01P-0218

#	Name	Trace	Area	IS Area	Wt./Vol.	RRF	Pred.RT	RT	y Axis Resp.	Conc.	%Rec	
1	25	PFDa	612.9 > 569.0	6.97e3	0.122		5.74					
2	27	PFTDA	662.9 > 618.9	6.97e3	0.122		5.98					
3	28	PFTeDA	712.9 > 668.8	4.57e3	0.122		6.20					
4	36	13C3-PFBS	302. > 98.8	1.34e3	8.53e3	0.122	0.123	2.69	2.71	1.96	130.5840	127.3
5	37	13C2-PFHxA	315 > 269.8	2.36e3	8.53e3	0.122	0.712	3.19	3.20	3.46	39.8922	97.2
6	38	13C4-PFHpA	367.2 > 321.8	6.68e3	8.53e3	0.122	0.678	3.81	3.82	9.78	118.4425	115.4
7	39	18O2-PFHxS	403.0 > 102.6	1.12e3	2.98e3	0.122	0.392	3.96	3.97	4.68	97.9325	95.5
8	40	13C2-PFOA	414.9 > 369.7	1.03e4	8.82e3	0.122	1.308	4.33	4.34	14.6	91.6765	89.4
9	41	13C5-PFNA	468.2 > 422.9	6.76e3	8.74e3	0.122	0.976	4.76	4.78	9.66	81.2379	79.2
10	42	13C8-PFOA	506.1 > 77.7	1.95e3	1.19e4	0.122	0.254	4.83	4.84	2.05	66.2323	64.6
11	43	13C8-PFOS	507.0 > 79.9	2.39e3	2.70e3	0.122	1.040	4.84	4.86	11.1	87.2770	85.1
12	44	13C2-PFDA	515.1 > 469.9	6.93e3	1.02e4	0.122	0.967	5.14	5.15	8.52	72.3277	70.5
13	45	d3-N-MeFOSAA	573.3 > 419	3.10e3	1.19e4	0.122	0.381	5.29	5.30	3.25	70.0857	68.3
14	46	d5-N-EtFOSAA	589.3 > 419	3.65e3	1.19e4	0.122	0.399	5.45	5.46	3.84	79.0113	77.0
15	47	13C2-PFUdA	565 > 519.8	9.46e3	1.19e4	0.122	0.985	5.46	5.48	9.95	82.9423	80.8
16	48	13C2-PFDoA	615.0 > 569.7	6.97e3	1.19e4	0.122	0.813	5.74	5.76	7.32	73.9137	72.0
17	49	d3-N-MeFOSA	515.2 > 168.9		1.19e4	0.122	0.124	5.84				
18	50	13C2-PFTeDA	714.8 > 669.6	4.57e3	1.19e4	0.122	0.379	6.20	6.23	4.81	104.1534	101.5
19	51	d5-N-ETFOSA	531.1 > 168.9		1.19e4	0.122	0.189	6.22				
20	52	13C2-PFHxDA	815 > 769.7	3.10e3	1.19e4	0.122	0.703	6.51	6.56	3.26	38.1012	92.8
21	53	d7-N-MeFOSE	623.1 > 58.9		1.19e4	0.122	0.157	6.31				
22	54	d9-N-EtFOSE	639.2 > 58.8		1.19e4	0.122	0.146	6.45				
23	55	13C4-PFBA	217. > 171.8	8.54e3	8.54e3	0.122	1.000	1.46	1.47	12.5	102.5936	100.0
24	56	13C5-PFHxA	318 > 272.9	8.53e3	8.53e3	0.122	1.000	3.19	3.20	12.5	102.5936	100.0
25	57	13C3-PFHxS	401.9 > 79.9	2.98e3	2.98e3	0.122	1.000	3.96	3.97	12.5	102.5936	100.0
26	58	13C8-PFOA	421.3 > 376	8.82e3	8.82e3	0.122	1.000	4.33	4.34	12.5	102.5936	100.0
27	59	13C9-PFNA	472.2 > 426.9	8.74e3	8.74e3	0.122	1.000	4.70	4.78	12.5	102.5936	100.0
28	60	13C4-PFOS	503 > 79.9	2.70e3	2.70e3	0.122	1.000	4.84	4.86	12.5	102.5936	100.0
29	61	13C6-PFDA	519.1 > 473.7	1.02e4	1.02e4	0.122	1.000	5.14	5.15	12.5	102.5936	100.0
30	62	13C7-PFUdA	570.1 > 524.8	1.19e4	1.19e4	0.122	1.000	5.46	5.48	12.5	102.5936	100.0
31	63	Total PFHxS	398.9 > 79.6	1.08e1	1.12e3	0.122		3.85		0.121	2.1403	
32	64	Total PFOA	413 > 368.7	8.78e1	1.03e4	0.122		4.21		0.000		

Dataset: F:\Projects\PFAS.PRO\Results\180228M1\180228M1-44.qld

Last Altered: Friday, March 02, 2018 15:24:00 Pacific Standard Time

Printed: Friday, March 02, 2018 15:25:28 Pacific Standard Time

Name: 180228M1_44, Date: 01-Mar-2018, Time: 04:46:52, ID: 1800339-05 WI-A06-S-01P-0218 0.12184, Description: WI-A06-S-01P-0218

	# Name	Trace	Area	IS Area	Wt./Vol.	RRF	Pred.RT	RT	y Axis Resp.	Conc.	%Rec
33	65 Total PFOS	499 > 79.9	0.00e0	2.39e3	0.122		4.73		0.000		
34	66 Total N-MeFOSAA	570.1 > 419	0.00e0	3.10e3	0.122		5.29		0.000		
35	67 Total N-EtFOSAA	584.2 > 419	0.00e0	3.65e3	0.122		5.45		0.000		

Dataset: F:\Projects\PFAS.PRO\Results\180228M1\180228M1-44.qld

Last Altered: Friday, March 02, 2018 15:24:00 Pacific Standard Time

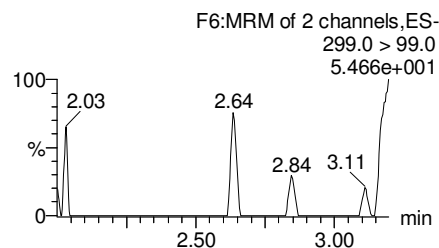
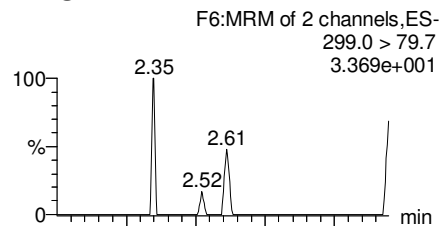
Printed: Friday, March 02, 2018 15:25:28 Pacific Standard Time

Method: F:\Projects\PFAS.PRO\MethDB\PFAS_FULL_80C_022718.mdb 28 Feb 2018 13:19:45

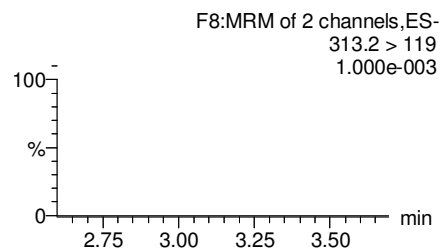
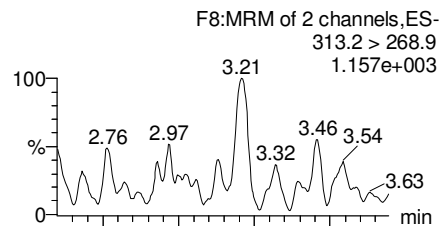
Calibration: F:\Projects\PFAS.PRO\CurveDB\C18_VAL-PFAS_Q4_02-28-18-FULL.cdb 01 Mar 2018 12:54:21

Name: 180228M1_44, Date: 01-Mar-2018, Time: 04:46:52, ID: 1800339-05 WI-A06-S-01P-0218 0.12184, Description: WI-A06-S-01P-0218

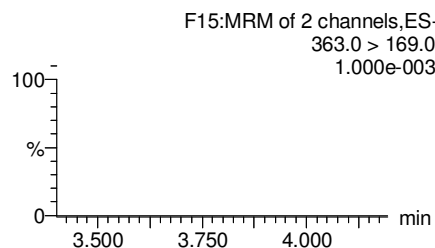
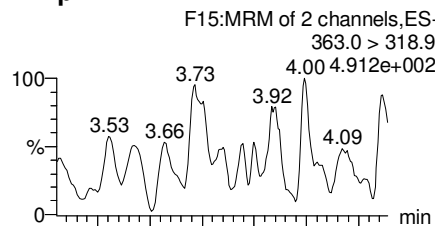
PFBS



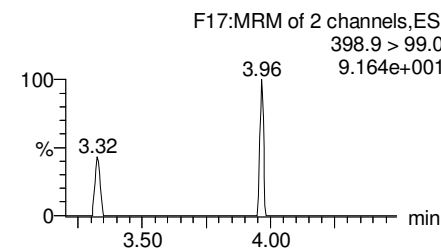
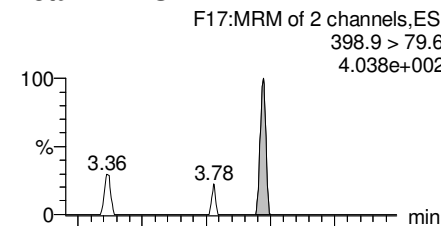
PFHxA



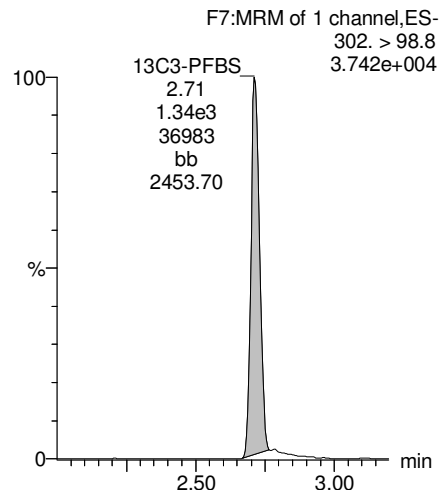
PFHpA



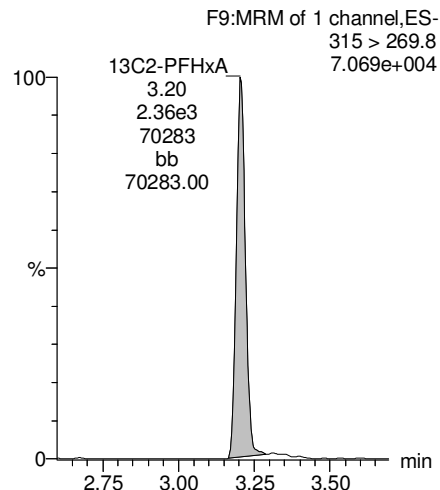
Total PFHxS



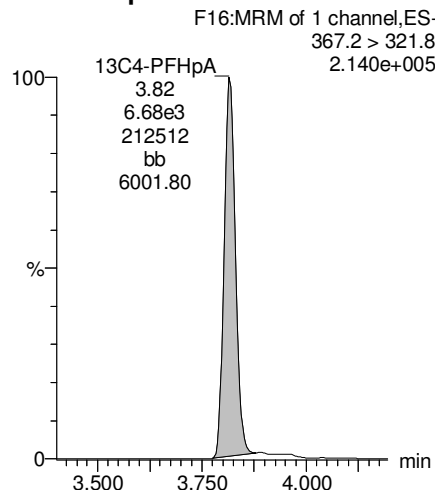
13C3-PFBS



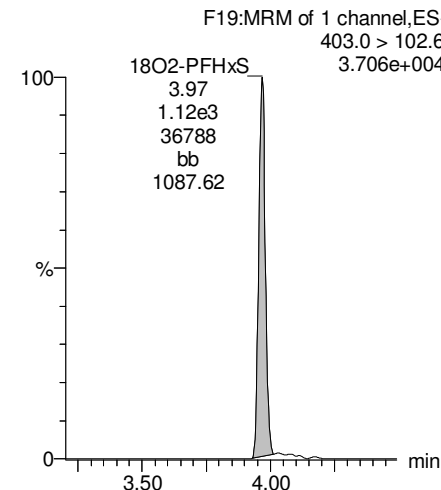
13C2-PFHxA



13C4-PFHpA



18O2-PFHxS



Dataset: F:\Projects\PFAS.PRO\Results\180228M1\180228M1-44.qld

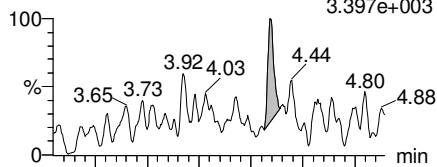
Last Altered: Friday, March 02, 2018 15:24:00 Pacific Standard Time

Printed: Friday, March 02, 2018 15:25:28 Pacific Standard Time

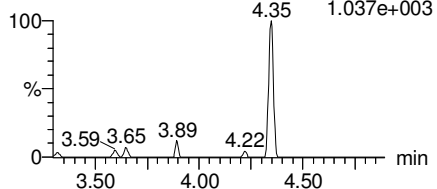
Name: 180228M1_44, Date: 01-Mar-2018, Time: 04:46:52, ID: 1800339-05 WI-A06-S-01P-0218 0.12184, Description: WI-A06-S-01P-0218

Total PFOA

F20:MRM of 2 channels,ES-
413 > 368.7
3.397e+003

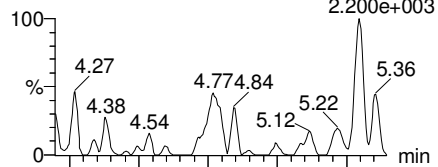


F20:MRM of 2 channels,ES-
413 > 169
1.037e+003

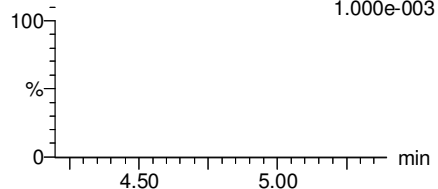


PFNA

F26:MRM of 2 channels,ES-
463.0 > 418.8
2.200e+003

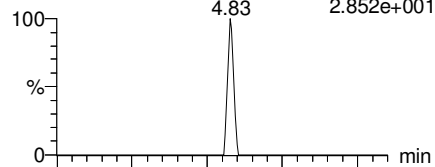


F26:MRM of 2 channels,ES-
463.0 > 219.0
1.000e-003

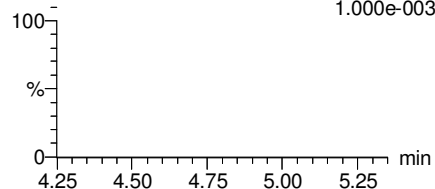


Total PFOS

F31:MRM of 2 channels,ES-
499 > 79.9
2.852e+001

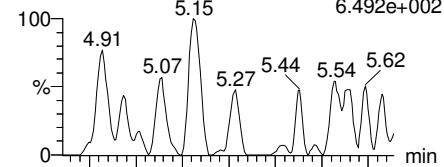


F31:MRM of 2 channels,ES-
499 > 99
1.000e-003

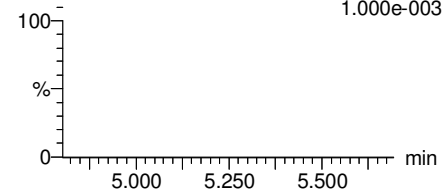


PFDA

F36:MRM of 2 channels,ES-
513 > 468.8
6.492e+002

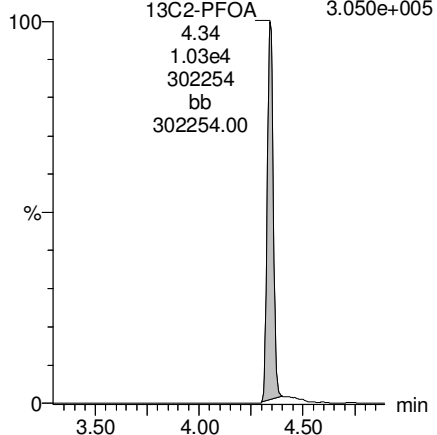


F36:MRM of 2 channels,ES-
513 > 219
1.000e-003



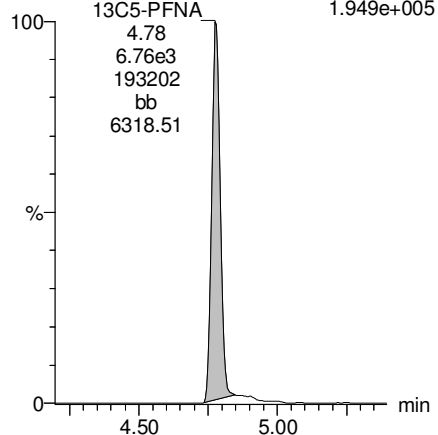
13C2-PFOA

F21:MRM of 1 channel,ES-
414.9 > 369.7
3.050e+005



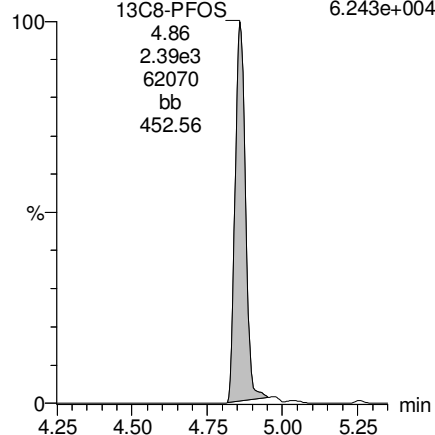
13C5-PFNA

F27:MRM of 1 channel,ES-
468.2 > 422.9
1.949e+005



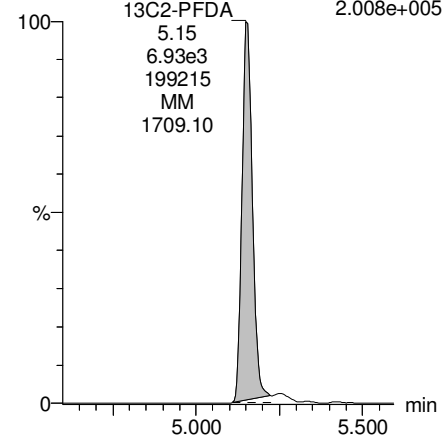
13C8-PFOS

F34:MRM of 1 channel,ES-
507.0 > 79.9
6.243e+004



13C2-PFDA

F37:MRM of 1 channel,ES-
515.1 > 469.9
2.008e+005



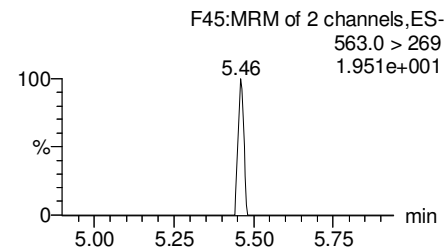
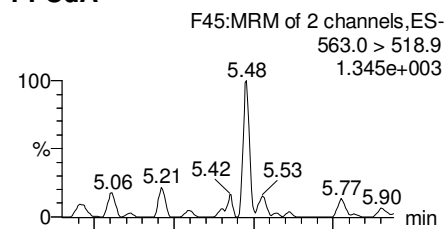
Dataset: F:\Projects\PFAS.PRO\Results\180228M1\180228M1-44.qld

Last Altered: Friday, March 02, 2018 15:24:00 Pacific Standard Time

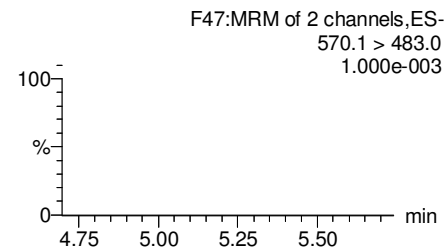
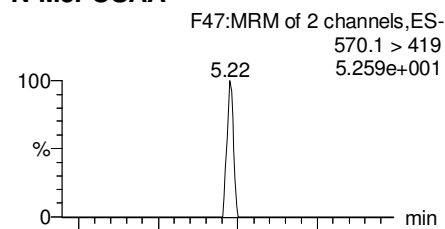
Printed: Friday, March 02, 2018 15:25:28 Pacific Standard Time

Name: 180228M1_44, Date: 01-Mar-2018, Time: 04:46:52, ID: 1800339-05 WI-A06-S-01P-0218 0.12184, Description: WI-A06-S-01P-0218

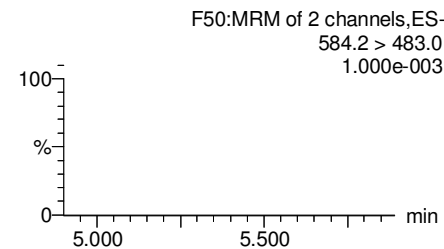
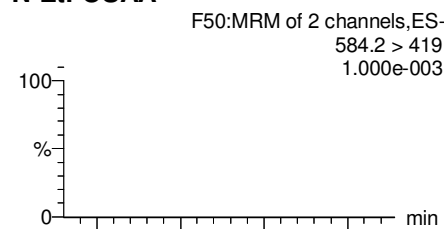
PFUdA



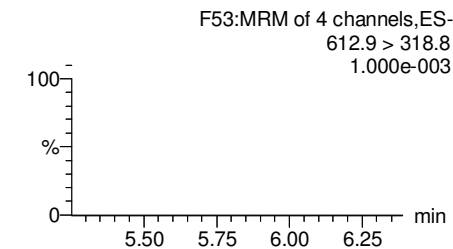
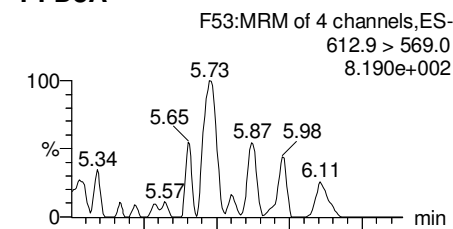
N-MeFOSAA



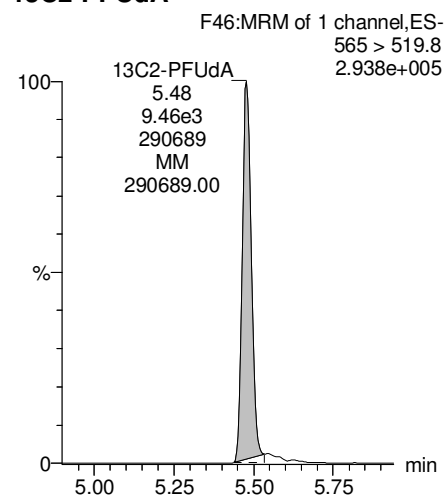
N-EtFOSAA



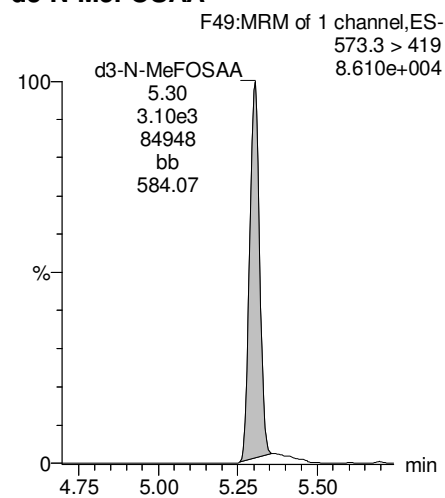
PFDaA



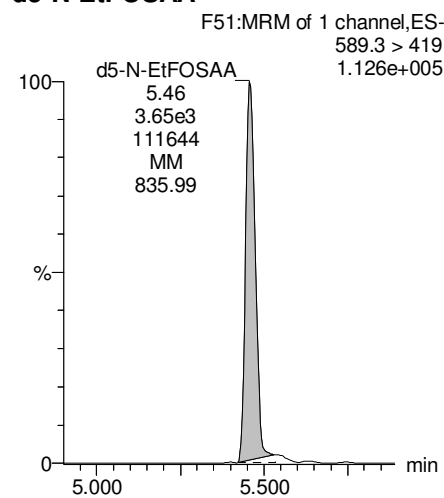
13C2-PFUdA



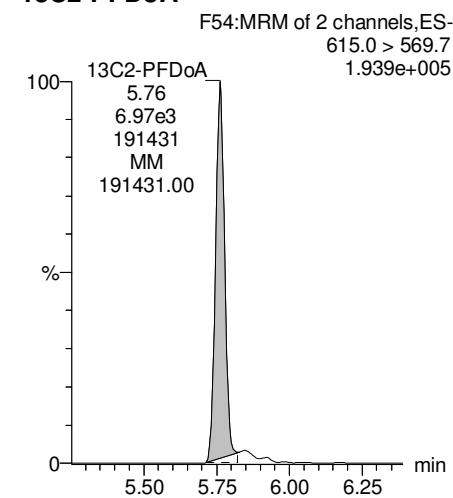
d3-N-MeFOSAA



d5-N-EtFOSAA



13C2-PFDaA



Dataset: F:\Projects\PFAS.PRO\Results\180228M1\180228M1-44.qld

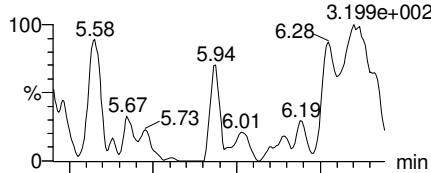
Last Altered: Friday, March 02, 2018 15:24:00 Pacific Standard Time

Printed: Friday, March 02, 2018 15:25:28 Pacific Standard Time

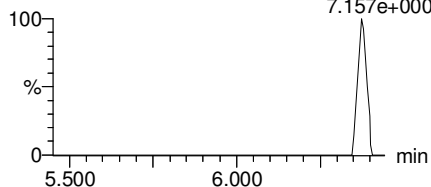
Name: 180228M1_44, Date: 01-Mar-2018, Time: 04:46:52, ID: 1800339-05 WI-A06-S-01P-0218 0.12184, Description: WI-A06-S-01P-0218

PFTrDA

F59:MRM of 2 channels,ES-
662.9 > 618.9
3.199e+002

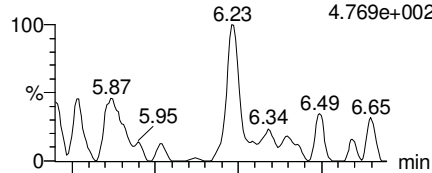


F59:MRM of 2 channels,ES-
662.9 > 319
7.157e+000

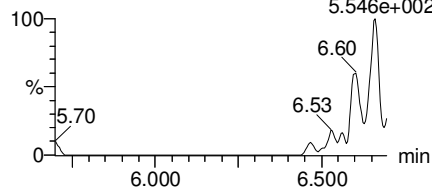


PFTeDA

F60:MRM of 2 channels,ES-
712.9 > 668.8
4.769e+002

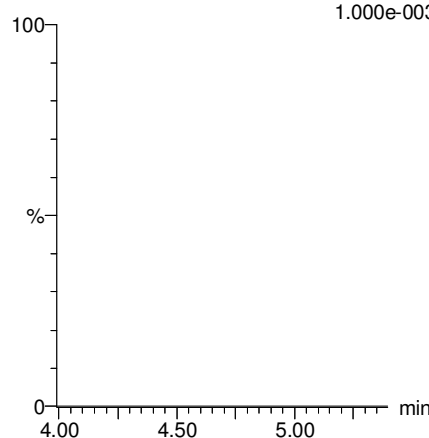


F60:MRM of 2 channels,ES-
712.9 > 369
5.546e+002



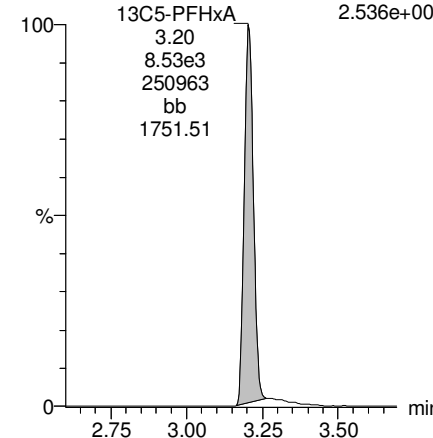
TCDA

F30:MRM of 3 channels,ES-
498.3 > 106.9
1.000e-003



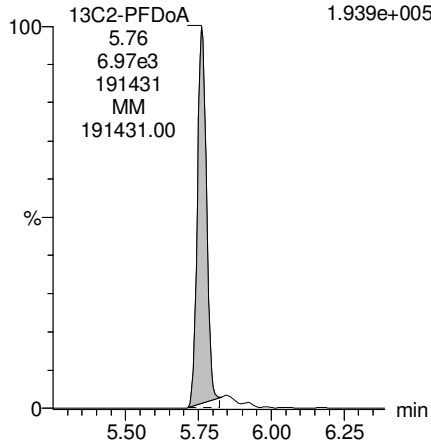
13C5-PFHxA

F10:MRM of 1 channel,ES-
318 > 272.9
2.536e+005



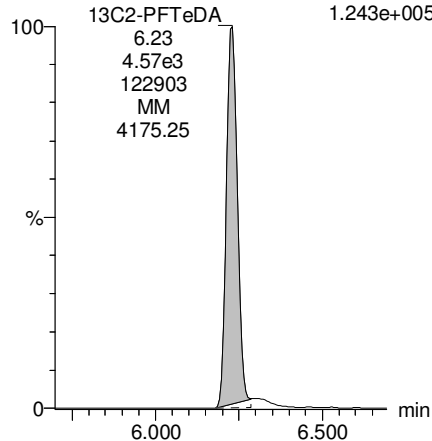
13C2-PFDoA

F54:MRM of 2 channels,ES-
615.0 > 569.7
1.939e+005



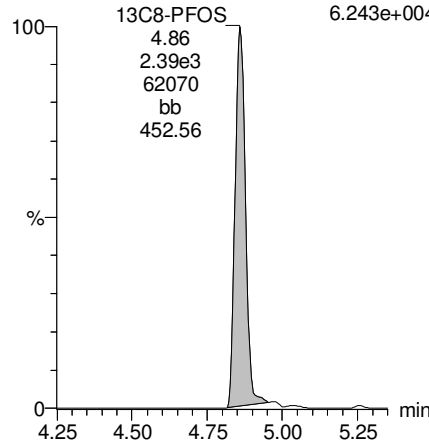
13C2-PFTeDA

F61:MRM of 2 channels,ES-
714.8 > 669.6
1.243e+005



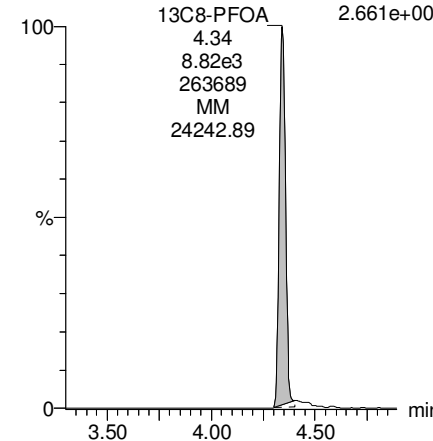
13C8-PFOS

F34:MRM of 1 channel,ES-
507.0 > 79.9
6.243e+004



13C8-PFOA

F22:MRM of 1 channel,ES-
421.3 > 376
2.661e+005



Dataset: F:\Projects\PFAS.PRO\Results\180228M1\180228M1-44.qld

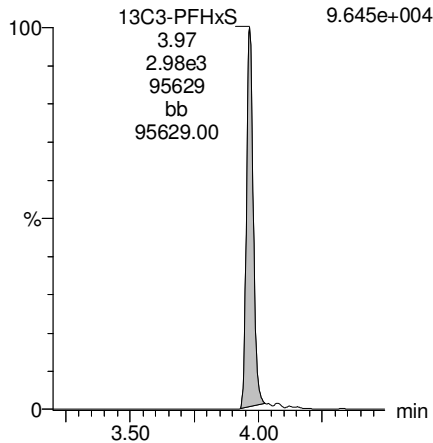
Last Altered: Friday, March 02, 2018 15:24:00 Pacific Standard Time

Printed: Friday, March 02, 2018 15:25:28 Pacific Standard Time

Name: 180228M1_44, Date: 01-Mar-2018, Time: 04:46:52, ID: 1800339-05 WI-A06-S-01P-0218 0.12184, Description: WI-A06-S-01P-0218

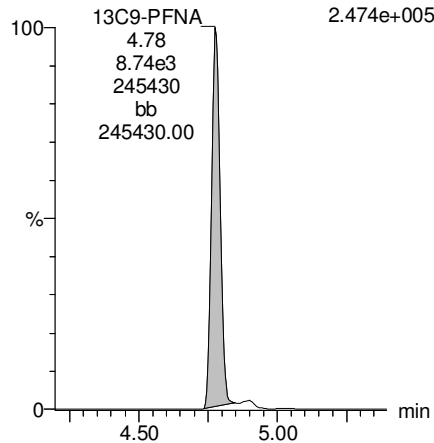
13C3-PFHxS

F18:MRM of 1 channel,ES-
401.9 > 79.9
9.645e+004



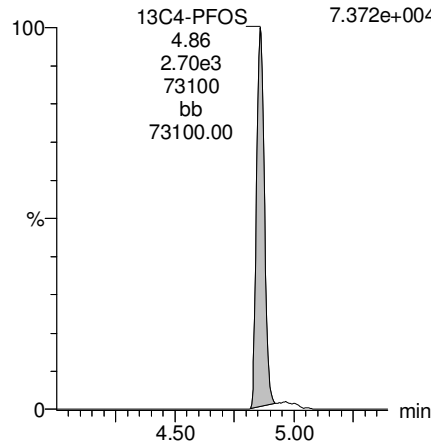
13C9-PFNA

F28:MRM of 1 channel,ES-
472.2 > 426.9
2.474e+005



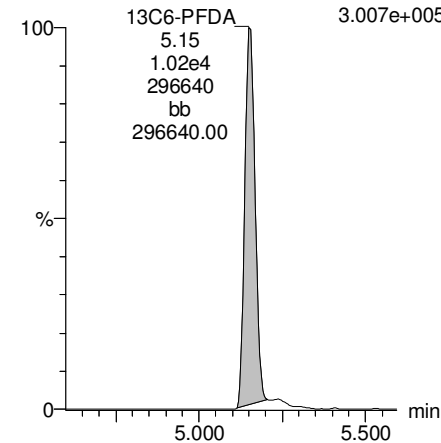
13C4-PFOS

F32:MRM of 1 channel,ES-
503 > 79.9
7.372e+004



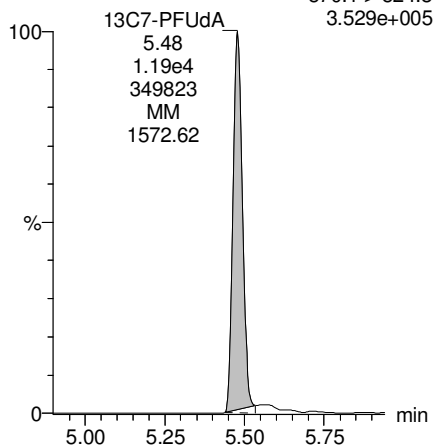
13C6-PFDA

F39:MRM of 1 channel,ES-
519.1 > 473.7
3.007e+005



13C7-PFUdA

F48:MRM of 1 channel,ES-
570.1 > 524.8
3.529e+005



Dataset: F:\Projects\PFAS.PRO\Results\180228M1\180228M1-45.qld

Last Altered: Friday, March 02, 2018 15:30:26 Pacific Standard Time

Printed: Friday, March 02, 2018 15:30:47 Pacific Standard Time

Method: F:\Projects\PFAS.PRO\MethDB\PFAS_FULL_80C_022718.mdb 28 Feb 2018 13:19:45

Calibration: F:\Projects\PFAS.PRO\CurveDB\C18_VAL-PFAS_Q4_02-28-18-FULL.cdb 01 Mar 2018 12:54:21

Name: 180228M1_45, Date: 01-Mar-2018, Time: 04:58:21, ID: 1800339-06 WI-A06-FB01-021918 0.12222, Description: WI-A06-FB01-021918

	# Name	Trace	Area	IS Area	Wt./Vol.	RRF	Pred.RT	RT	y Axis Resp.	Conc.	%Rec
1	3 PFBS	299.0 > 79.7		1.29e3	0.122		2.60				
2	5 PFHxA	313.2 > 268.9		2.56e3	0.122		3.19				
3	7 PFHpA	363.0 > 318.9		5.87e3	0.122		3.81				
4	8 L-PFHxS	398.9 > 79.6		1.00e3	0.122		4.17				
5	11 L-PFOA	413 > 368.7	1.27e2	9.72e3	0.122		4.40	4.35	0.164		
6	14 PFNA	463.0 > 418.8		7.58e3	0.122		4.76				
7	16 L-PFOS	499 > 79.9		2.99e3	0.122		4.90				
8	18 PFDA	513 > 468.8		6.41e3	0.122		5.14				
9	21 N-MeFOSAA	570.1 > 419		2.73e3	0.122		5.29				
10	22 N-EtFOSAA	584.2 > 419		3.47e3	0.122		5.45				
11	23 PFUdA	563.0 > 518.9		7.43e3	0.122		5.46				

Dataset: F:\Projects\PFAS.PRO\Results\180228M1\180228M1-45.qld

Last Altered: Friday, March 02, 2018 15:30:26 Pacific Standard Time

Printed: Friday, March 02, 2018 15:30:54 Pacific Standard Time

Method: F:\Projects\PFAS.PRO\MethDB\PFAS_FULL_80C_022718.mdb 28 Feb 2018 13:19:45

Calibration: F:\Projects\PFAS.PRO\CurveDB\C18_VAL-PFAS_Q4_02-28-18-FULL.cdb 01 Mar 2018 12:54:21

Name: 180228M1_45, Date: 01-Mar-2018, Time: 04:58:21, ID: 1800339-06 WI-A06-FB01-021918 0.12222, Description: WI-A06-FB01-021918

#	Name	Trace	Area	IS Area	Wt./Vol.	RRF	Pred.RT	RT	y Axis Resp.	Conc.	%Rec	
1	25	PFDa	612.9 > 569.0	7.93e3	0.122		5.74					
2	27	PFTDA	662.9 > 618.9	7.93e3	0.122		5.98					
3	28	PFTeDA	712.9 > 668.8	4.06e3	0.122		6.20					
4	36	13C3-PFBS	302. > 98.8	1.29e3	1.07e4	0.122	0.123	2.69	2.72	1.51	100.3045	98.1
5	37	13C2-PFHxA	315 > 269.8	2.56e3	1.07e4	0.122	0.712	3.19	3.21	3.00	34.4386	84.2
6	38	13C4-PFHpA	367.2 > 321.8	5.87e3	1.07e4	0.122	0.678	3.81	3.82	6.87	82.9180	81.1
7	39	18O2-PFHxS	403.0 > 102.6	1.00e3	3.03e3	0.122	0.392	3.96	3.97	4.13	86.1772	84.3
8	40	13C2-PFOA	414.9 > 369.7	9.72e3	9.01e3	0.122	1.308	4.33	4.35	13.5	84.3974	82.5
9	41	13C5-PFNA	468.2 > 422.9	7.58e3	1.11e4	0.122	0.976	4.76	4.78	8.58	71.8769	70.3
10	42	13C8-PFOSA	506.1 > 77.7	1.02e3	1.45e4	0.122	0.254	4.83	4.85	0.880	28.3179	27.7
11	43	13C8-PFOS	507.0 > 79.9	2.99e3	3.35e3	0.122	1.040	4.84	4.86	11.2	87.7280	85.8
12	44	13C2-PFDA	515.1 > 469.9	6.41e3	1.15e4	0.122	0.967	5.14	5.15	6.94	58.7162	57.4
13	45	d3-N-MeFOSAA	573.3 > 419	2.73e3	1.45e4	0.122	0.381	5.29	5.30	2.36	50.5964	49.5
14	46	d5-N-EtFOSAA	589.3 > 419	3.47e3	1.45e4	0.122	0.399	5.45	5.46	2.99	61.4114	60.0
15	47	13C2-PFUdA	565 > 519.8	7.43e3	1.45e4	0.122	0.985	5.46	5.48	6.42	53.3198	52.1
16	48	13C2-PFDoA	615.0 > 569.7	7.93e3	1.45e4	0.122	0.813	5.74	5.76	6.84	68.8335	67.3
17	49	d3-N-MeFOSA	515.2 > 168.9		1.45e4	0.122	0.124	5.84				
18	50	13C2-PFTeDA	714.8 > 669.6	4.06e3	1.45e4	0.122	0.379	6.20	6.23	3.50	75.6838	74.0
19	51	d5-N-ETFOSA	531.1 > 168.9		1.45e4	0.122	0.189	6.22				
20	52	13C2-PFHxDA	815 > 769.7	3.46e3	1.45e4	0.122	0.703	6.51	6.56	2.99	34.7957	85.1
21	53	d7-N-MeFOSE	623.1 > 58.9		1.45e4	0.122	0.157	6.31				
22	54	d9-N-EtFOSE	639.2 > 58.8		1.45e4	0.122	0.146	6.45				
23	55	13C4-PFBA	217. > 171.8	8.62e3	8.62e3	0.122	1.000	1.46	1.48	12.5	102.2746	100.0
24	56	13C5-PFHxA	318 > 272.9	1.07e4	1.07e4	0.122	1.000	3.19	3.21	12.5	102.2746	100.0
25	57	13C3-PFHxS	401.9 > 79.9	3.03e3	3.03e3	0.122	1.000	3.96	3.97	12.5	102.2746	100.0
26	58	13C8-PFOA	421.3 > 376	9.01e3	9.01e3	0.122	1.000	4.33	4.35	12.5	102.2746	100.0
27	59	13C9-PFNA	472.2 > 426.9	1.11e4	1.11e4	0.122	1.000	4.70	4.79	12.5	102.2746	100.0
28	60	13C4-PFOS	503 > 79.9	3.35e3	3.35e3	0.122	1.000	4.84	4.86	12.5	102.2746	100.0
29	61	13C6-PFDA	519.1 > 473.7	1.15e4	1.15e4	0.122	1.000	5.14	5.15	12.5	102.2746	100.0
30	62	13C7-PFUdA	570.1 > 524.8	1.45e4	1.45e4	0.122	1.000	5.46	5.48	12.5	102.2746	100.0
31	63	Total PFHxS	398.9 > 79.6	0.00e0	1.00e3	0.122		3.85		0.000		
32	64	Total PFOA	413 > 368.7	1.27e2	9.72e3	0.122		4.21		0.000		

GM 3/2/2018

Dataset: F:\Projects\PFAS.PRO\Results\180228M1\180228M1-45.qld

Last Altered: Friday, March 02, 2018 15:30:26 Pacific Standard Time

Printed: Friday, March 02, 2018 15:30:54 Pacific Standard Time

Name: 180228M1_45, Date: 01-Mar-2018, Time: 04:58:21, ID: 1800339-06 WI-A06-FB01-021918 0.12222, Description: WI-A06-FB01-021918

	# Name	Trace	Area	IS Area	Wt./Vol.	RRF	Pred.RT	RT	y Axis Resp.	Conc.	%Rec
33	65 Total PFOS	499 > 79.9	0.00e0	2.99e3	0.122		4.73		0.000		
34	66 Total N-MeFOSAA	570.1 > 419	0.00e0	2.73e3	0.122		5.29		0.000		
35	67 Total N-EtFOSAA	584.2 > 419	0.00e0	3.47e3	0.122		5.45		0.000		

Dataset: F:\Projects\PFAS.PRO\Results\180228M1\180228M1-45.qld

Last Altered: Friday, March 02, 2018 15:30:26 Pacific Standard Time

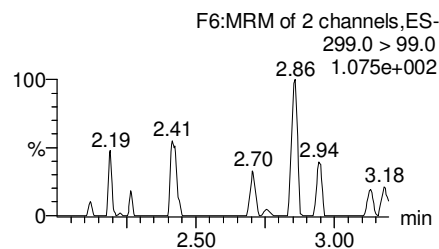
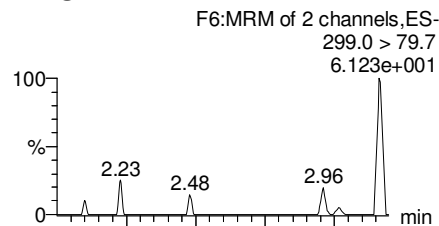
Printed: Friday, March 02, 2018 15:30:54 Pacific Standard Time

Method: F:\Projects\PFAS.PRO\MethDB\PFAS_FULL_80C_022718.mdb 28 Feb 2018 13:19:45

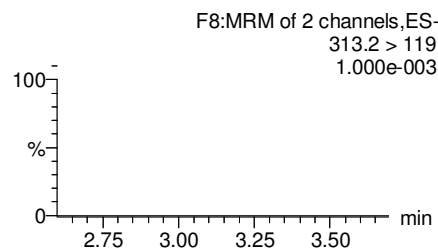
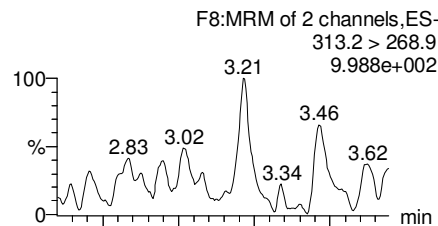
Calibration: F:\Projects\PFAS.PRO\CurveDB\C18_VAL-PFAS_Q4_02-28-18-FULL.cdb 01 Mar 2018 12:54:21

Name: 180228M1_45, Date: 01-Mar-2018, Time: 04:58:21, ID: 1800339-06 WI-A06-FB01-021918 0.12222, Description: WI-A06-FB01-021918

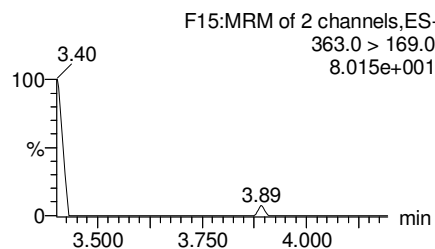
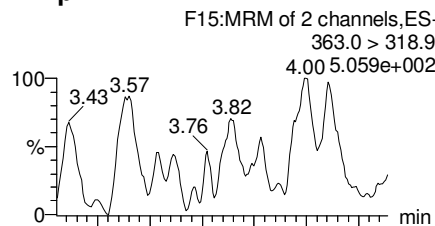
PFBS



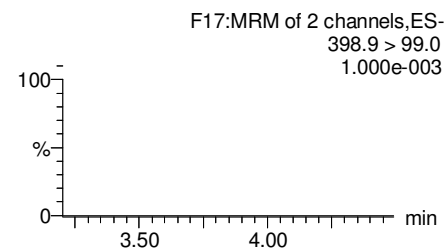
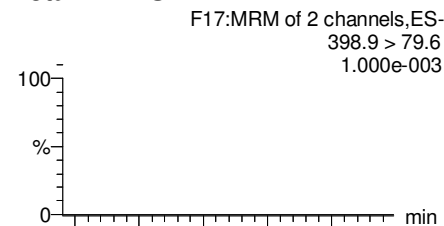
PFHxA



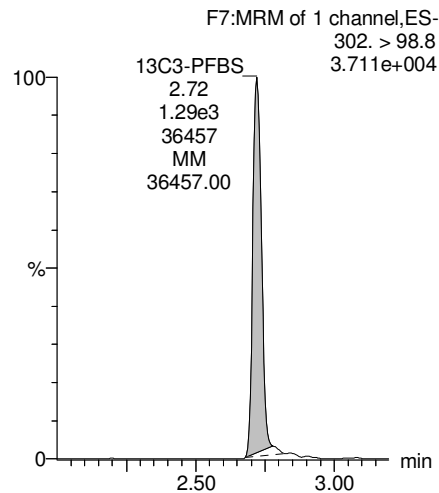
PFHpA



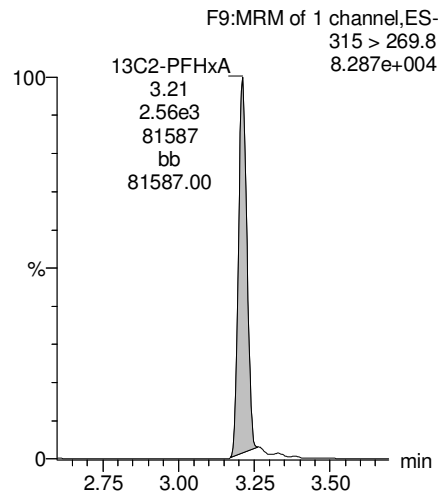
Total PFHxS



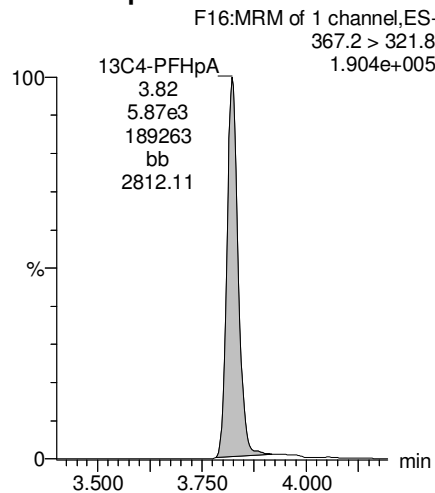
13C3-PFBS



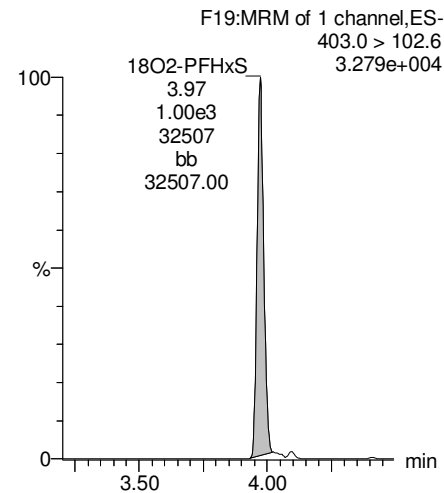
13C2-PFHxA



13C4-PFHpA



18O2-PFHxS



Dataset: F:\Projects\PFAS.PRO\Results\180228M1\180228M1-45.qld

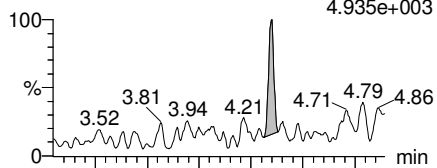
Last Altered: Friday, March 02, 2018 15:30:26 Pacific Standard Time

Printed: Friday, March 02, 2018 15:30:54 Pacific Standard Time

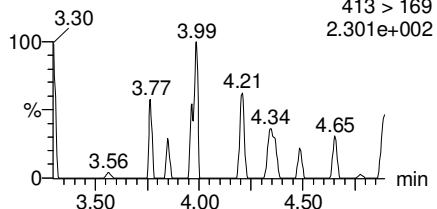
Name: 180228M1_45, Date: 01-Mar-2018, Time: 04:58:21, ID: 1800339-06 WI-A06-FB01-021918 0.12222, Description: WI-A06-FB01-021918

Total PFOA

F20:MRM of 2 channels,ES-
413 > 368.7
4.935e+003

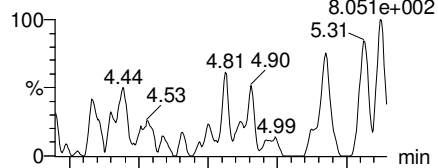


F20:MRM of 2 channels,ES-
413 > 169
2.301e+002

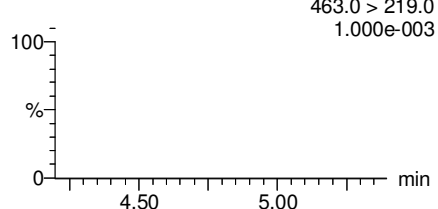


PFNA

F26:MRM of 2 channels,ES-
463.0 > 418.8
8.051e+002

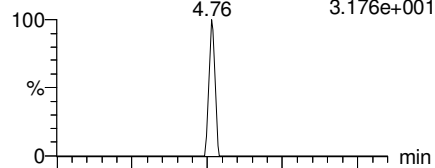


F26:MRM of 2 channels,ES-
463.0 > 219.0
1.000e-003

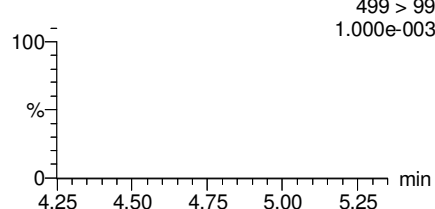


Total PFOS

F31:MRM of 2 channels,ES-
499 > 79.9
3.176e+001

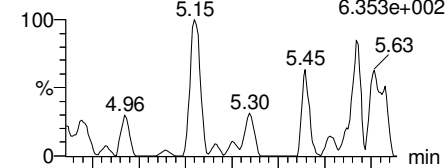


F31:MRM of 2 channels,ES-
499 > 99
1.000e-003

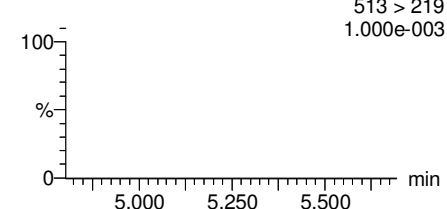


PFDA

F36:MRM of 2 channels,ES-
513 > 468.8
6.353e+002

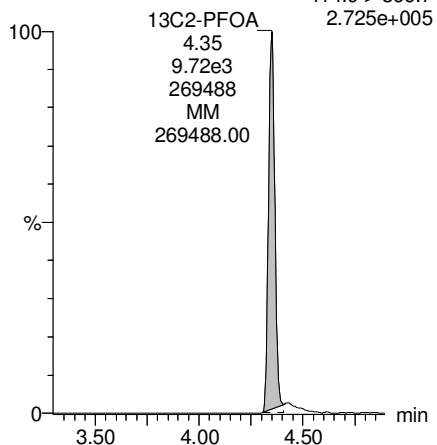


F36:MRM of 2 channels,ES-
513 > 219
1.000e-003



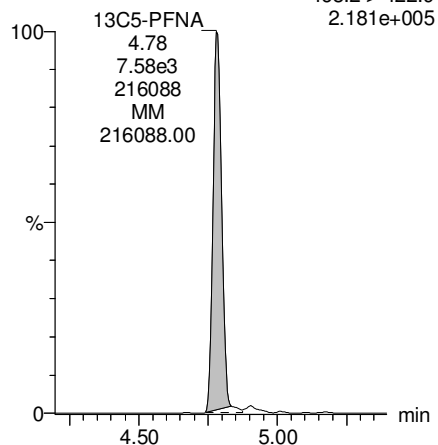
13C2-PFOA

F21:MRM of 1 channel,ES-
414.9 > 369.7
2.725e+005



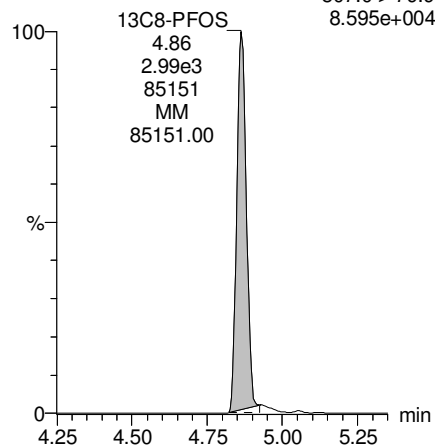
13C5-PFNA

F27:MRM of 1 channel,ES-
468.2 > 422.9
2.181e+005



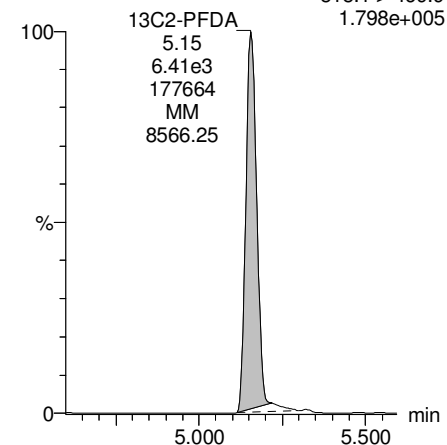
13C8-PFOS

F34:MRM of 1 channel,ES-
507.0 > 79.9
8.595e+004



13C2-PFDA

F37:MRM of 1 channel,ES-
515.1 > 469.9
1.798e+005



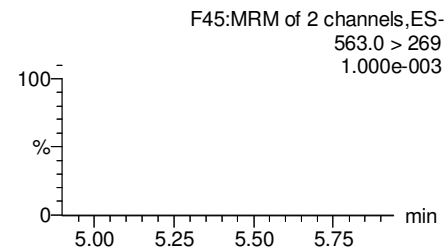
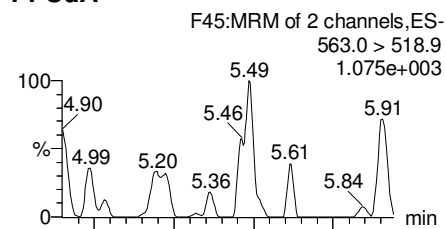
Dataset: F:\Projects\PFAS.PRO\Results\180228M1\180228M1-45.qld

Last Altered: Friday, March 02, 2018 15:30:26 Pacific Standard Time

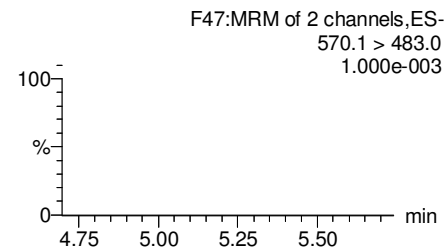
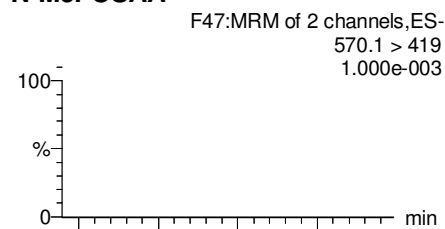
Printed: Friday, March 02, 2018 15:30:54 Pacific Standard Time

Name: 180228M1_45, Date: 01-Mar-2018, Time: 04:58:21, ID: 1800339-06 WI-A06-FB01-021918 0.12222, Description: WI-A06-FB01-021918

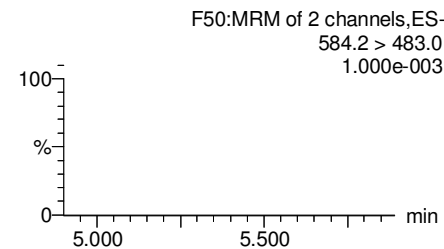
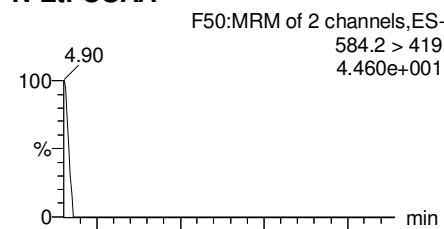
PFUdA



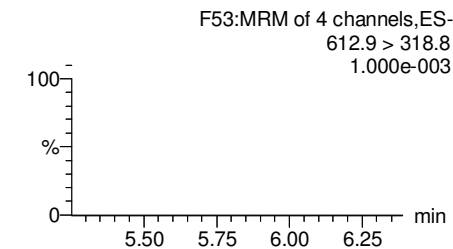
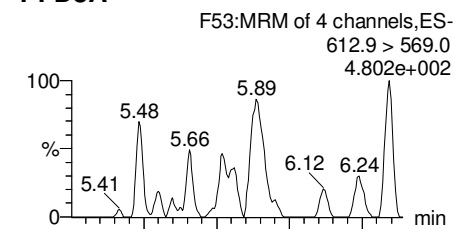
N-MeFOSAA



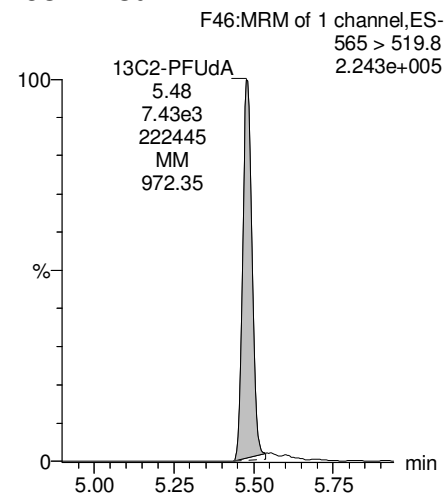
N-EtFOSAA



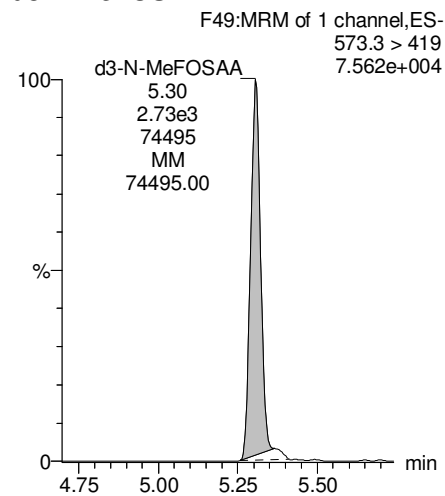
PFDaA



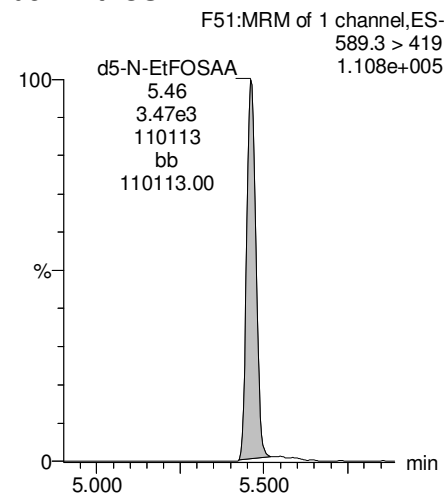
13C2-PFUdA



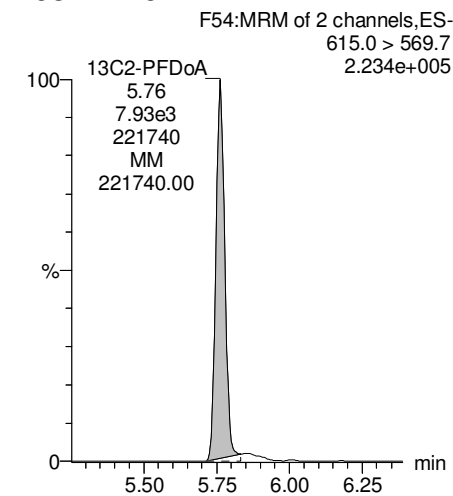
d3-N-MeFOSAA



d5-N-EtFOSAA



13C2-PFDaA



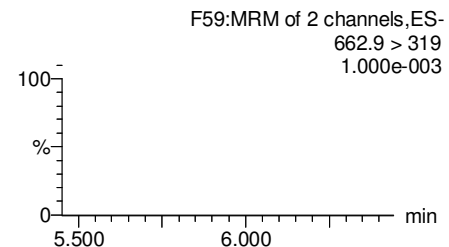
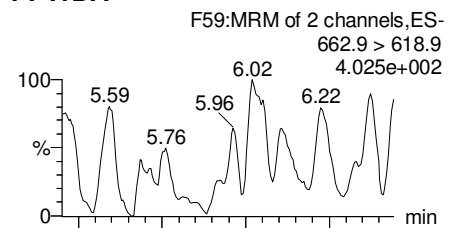
Dataset: F:\Projects\PFAS.PRO\Results\180228M1\180228M1-45.qld

Last Altered: Friday, March 02, 2018 15:30:26 Pacific Standard Time

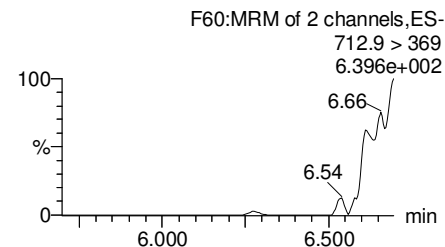
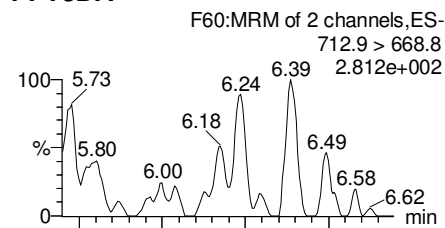
Printed: Friday, March 02, 2018 15:30:54 Pacific Standard Time

Name: 180228M1_45, Date: 01-Mar-2018, Time: 04:58:21, ID: 1800339-06 WI-A06-FB01-021918 0.12222, Description: WI-A06-FB01-021918

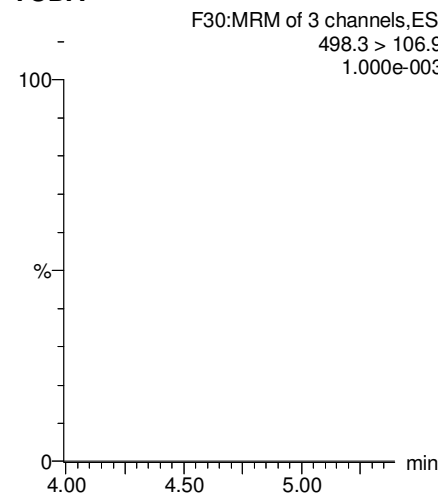
PFTrDA



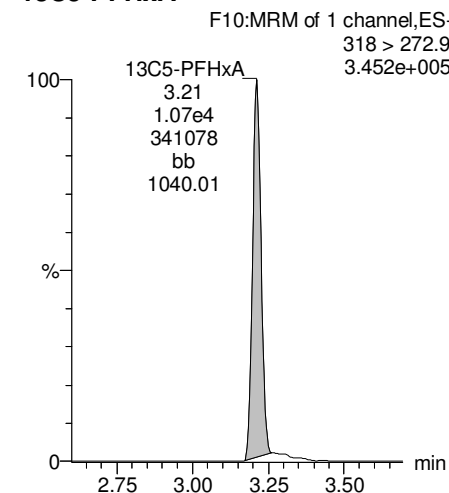
PFTeDA



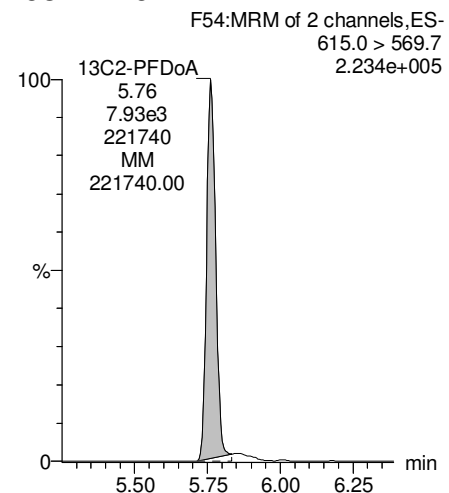
TCDA



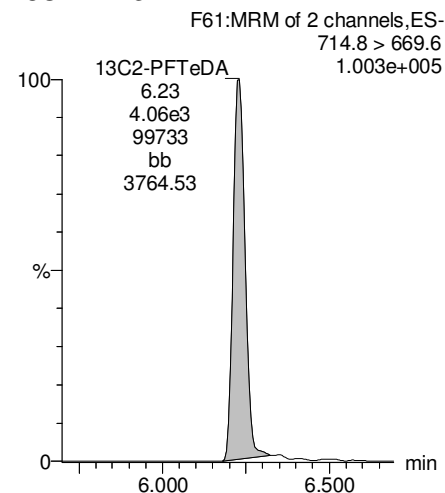
13C5-PFHxA



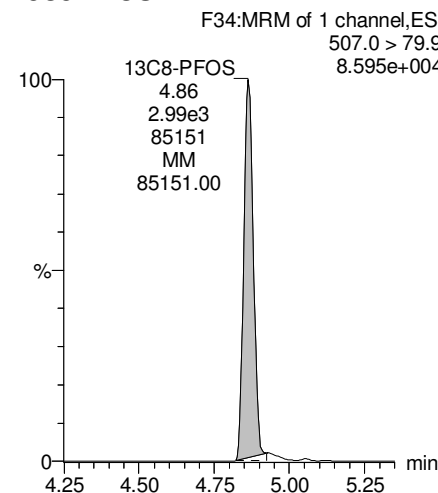
13C2-PFDoA



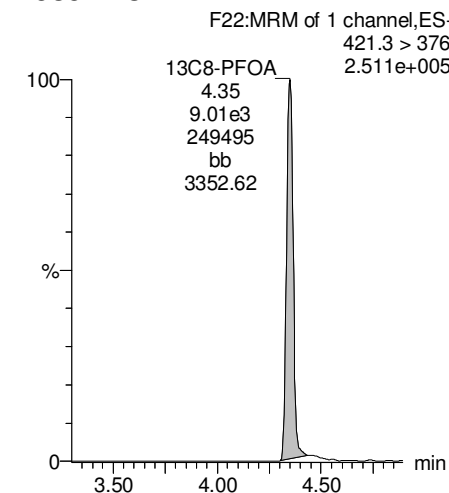
13C2-PFTeDA



13C8-PFOS



13C8-PFOA



Dataset: F:\Projects\PFAS.PRO\Results\180228M1\180228M1-45.qld

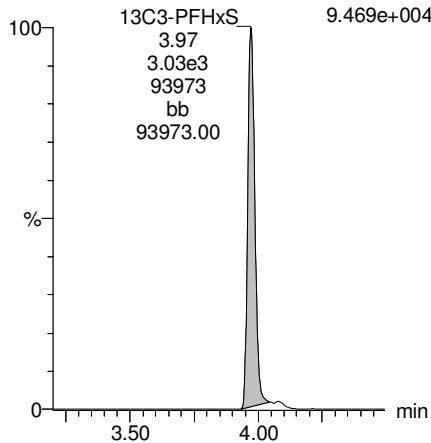
Last Altered: Friday, March 02, 2018 15:30:26 Pacific Standard Time

Printed: Friday, March 02, 2018 15:30:54 Pacific Standard Time

Name: 180228M1_45, Date: 01-Mar-2018, Time: 04:58:21, ID: 1800339-06 WI-A06-FB01-021918 0.12222, Description: WI-A06-FB01-021918

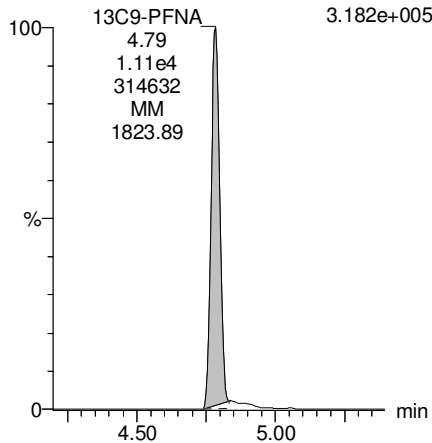
13C3-PFHxS

F18:MRM of 1 channel,ES-
401.9 > 79.9
9.469e+004



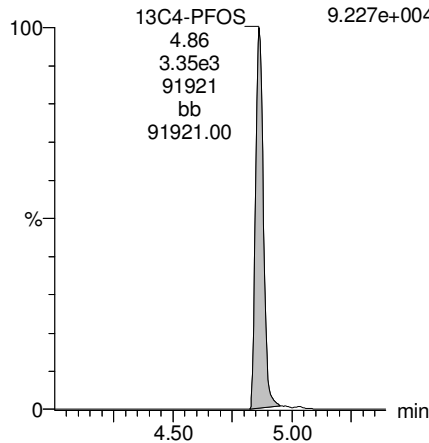
13C9-PFNA

F28:MRM of 1 channel,ES-
472.2 > 426.9
3.182e+005



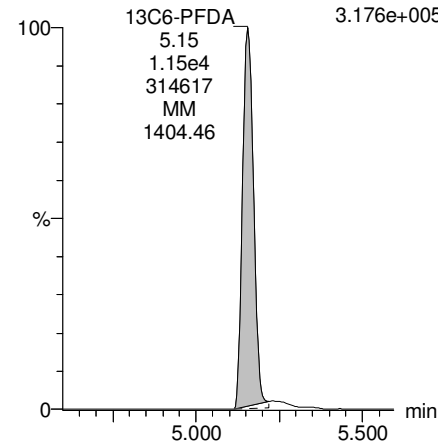
13C4-PFOS

F32:MRM of 1 channel,ES-
503 > 79.9
9.227e+004



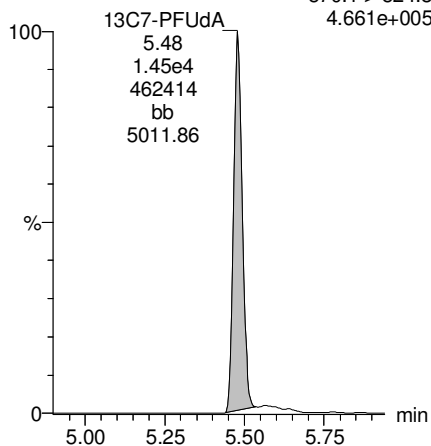
13C6-PFDA

F39:MRM of 1 channel,ES-
519.1 > 473.7
3.176e+005



13C7-PFUdA

F48:MRM of 1 channel,ES-
570.1 > 524.8
4.661e+005



**INJECTION INTERNAL STANDARD (IIS) AREAS,
INSTRUMENT BLANKS (IB)
AND
CONTINUING CALIBRATION VERIFICATIONS (CCV)**

Dataset: Untitled

Last Altered: Friday, March 02, 2018 09:49:55 Pacific Standard Time

Printed: Friday, March 02, 2018 09:54:04 Pacific Standard Time

Method: F:\Projects\PFAS.PRO\MethDB\PFAS_RS-2-5-18.mdb 06 Feb 2018 10:46:28
Calibration: 02 Mar 2018 09:49:55

Name: 180228M1_7, Date: 28-Feb-2018, Time: 21:42:12, ID: ST180228M1-6 PFC CS3 18B2317, Description: PFC CS3 18B2317

	# Name	ID	Area	%Rec	Area Out
1	1 13C4-PFBA	ST180228M1-6 PFC CS3 18B2317	8.84e3	100.0	NO
2	2 13C5-PFHxA	ST180228M1-6 PFC CS3 18B2317	1.49e4	100.0	NO
3	3 13C3-PFHxS	ST180228M1-6 PFC CS3 18B2317	3.35e3	100.0	NO
4	4 13C8-PFOA	ST180228M1-6 PFC CS3 18B2317	1.28e4	100.0	NO
5	5 13C9-PFNA	ST180228M1-6 PFC CS3 18B2317	1.19e4	100.0	NO
6	6 13C4-PFOS	ST180228M1-6 PFC CS3 18B2317	3.67e3	100.0	NO
7	7 13C6-PFDA	ST180228M1-6 PFC CS3 18B2317	1.47e4	100.0	NO
8	8 13C7-PFUDa	ST180228M1-6 PFC CS3 18B2317	1.68e4	100.0	NO

Name: 180228M1_8, Date: 28-Feb-2018, Time: 21:53:43, ID: ST180228M1-7 PFC CS4 18B2318, Description: PFC CS4 18B2318

	# Name	ID	Area	%Rec	Area Out
1	1 13C4-PFBA	ST180228M1-7 PFC CS4 18B2318	1.33e4	151.0	YES
2	2 13C5-PFHxA	ST180228M1-7 PFC CS4 18B2318	1.67e4	112.2	NO
3	3 13C3-PFHxS	ST180228M1-7 PFC CS4 18B2318	3.67e3	109.8	NO
4	4 13C8-PFOA	ST180228M1-7 PFC CS4 18B2318	1.32e4	103.1	NO
5	5 13C9-PFNA	ST180228M1-7 PFC CS4 18B2318	1.28e4	107.2	NO
6	6 13C4-PFOS	ST180228M1-7 PFC CS4 18B2318	4.04e3	109.8	NO
7	7 13C6-PFDA	ST180228M1-7 PFC CS4 18B2318	1.47e4	100.3	NO
8	8 13C7-PFUDa	ST180228M1-7 PFC CS4 18B2318	1.55e4	92.2	NO

Name: 180228M1_9, Date: 28-Feb-2018, Time: 22:05:09, ID: ST180228M1-8 PFC CS5 18B2319, Description: PFC CS5 18B2319

	# Name	ID	Area	%Rec	Area Out
1	1 13C4-PFBA	ST180228M1-8 PFC CS5 18B2319	1.33e4	149.9	NO
2	2 13C5-PFHxA	ST180228M1-8 PFC CS5 18B2319	1.47e4	98.6	NO
3	3 13C3-PFHxS	ST180228M1-8 PFC CS5 18B2319	3.19e3	95.3	NO
4	4 13C8-PFOA	ST180228M1-8 PFC CS5 18B2319	1.25e4	97.1	NO
5	5 13C9-PFNA	ST180228M1-8 PFC CS5 18B2319	1.40e4	117.9	NO
6	6 13C4-PFOS	ST180228M1-8 PFC CS5 18B2319	3.35e3	91.3	NO
7	7 13C6-PFDA	ST180228M1-8 PFC CS5 18B2319	1.44e4	98.3	NO
8	8 13C7-PFUDa	ST180228M1-8 PFC CS5 18B2319	1.68e4	99.7	NO

Name: 180228M1_10, Date: 28-Feb-2018, Time: 22:16:39, ID: ST180228M1-9 PFC CS6 18B2320, Description: PFC CS6 18B2320

	# Name	ID	Area	%Rec	Area Out
1	1 13C4-PFBA	ST180228M1-9 PFC CS6 18B2320	1.26e4	142.1	NO
2	2 13C5-PFHxA	ST180228M1-9 PFC CS6 18B2320	1.42e4	95.7	NO
3	3 13C3-PFHxS	ST180228M1-9 PFC CS6 18B2320	3.43e3	102.6	NO
4	4 13C8-PFOA	ST180228M1-9 PFC CS6 18B2320	1.28e4	99.5	NO
5	5 13C9-PFNA	ST180228M1-9 PFC CS6 18B2320	1.39e4	116.7	NO
6	6 13C4-PFOS	ST180228M1-9 PFC CS6 18B2320	3.40e3	92.4	NO
7	7 13C6-PFDA	ST180228M1-9 PFC CS6 18B2320	1.38e4	94.2	NO
8	8 13C7-PFUDa	ST180228M1-9 PFC CS6 18B2320	1.39e4	82.6	NO

Dataset: Untitled

Last Altered: Friday, March 02, 2018 09:49:55 Pacific Standard Time

Printed: Friday, March 02, 2018 09:54:04 Pacific Standard Time

Name: 180228M1_11, Date: 28-Feb-2018, Time: 22:28:09, ID: ST180228M1-10 PFC CS7 18B2321, Description: PFC CS7 18B2321

	# Name	ID	Area	%Rec	Area Out
1	1 13C4-PFBA	ST180228M1-10 PFC CS7 18B2321	1.25e4	141.2	NO
2	2 13C5-PFHxA	ST180228M1-10 PFC CS7 18B2321	1.34e4	90.3	NO
3	3 13C3-PFHxS	ST180228M1-10 PFC CS7 18B2321	2.97e3	88.9	NO
4	4 13C8-PFOA	ST180228M1-10 PFC CS7 18B2321	9.95e3	77.5	NO
5	5 13C9-PFNA	ST180228M1-10 PFC CS7 18B2321	1.14e4	95.9	NO
6	6 13C4-PFOS	ST180228M1-10 PFC CS7 18B2321	3.17e3	86.1	NO
7	7 13C6-PFDA	ST180228M1-10 PFC CS7 18B2321	1.29e4	87.6	NO
8	8 13C7-PFUdA	ST180228M1-10 PFC CS7 18B2321	1.37e4	81.1	NO

Name: 180228M1_12, Date: 28-Feb-2018, Time: 22:39:39, ID: IPA, Description: IPA

	# Name	ID	Area	%Rec	Area Out
1	1 13C4-PFBA	IPA			NO
2	2 13C5-PFHxA	IPA			NO
3	3 13C3-PFHxS	IPA			NO
4	4 13C8-PFOA	IPA			NO
5	5 13C9-PFNA	IPA			NO
6	6 13C4-PFOS	IPA			NO
7	7 13C6-PFDA	IPA			NO
8	8 13C7-PFUdA	IPA			NO

Name: 180228M1_13, Date: 28-Feb-2018, Time: 22:51:06, ID: ICV180228M1-1 PFC ICV 18B2311, Description: PFC ICV 18B2311

	# Name	ID	Area	%Rec	Area Out
1	1 13C4-PFBA	ICV180228M1-1 PFC ICV 18B2311	1.14e4	129.5	NO
2	2 13C5-PFHxA	ICV180228M1-1 PFC ICV 18B2311	1.29e4	86.9	NO
3	3 13C3-PFHxS	ICV180228M1-1 PFC ICV 18B2311	3.64e3	108.7	NO
4	4 13C8-PFOA	ICV180228M1-1 PFC ICV 18B2311	1.27e4	99.1	NO
5	5 13C9-PFNA	ICV180228M1-1 PFC ICV 18B2311	1.31e4	109.7	NO
6	6 13C4-PFOS	ICV180228M1-1 PFC ICV 18B2311	3.33e3	90.6	NO
7	7 13C6-PFDA	ICV180228M1-1 PFC ICV 18B2311	1.51e4	102.5	NO
8	8 13C7-PFUdA	ICV180228M1-1 PFC ICV 18B2311	1.83e4	108.8	NO

Name: 180228M1_14, Date: 28-Feb-2018, Time: 23:02:32, ID: IPA, Description: IPA

	# Name	ID	Area	%Rec	Area Out
1	1 13C4-PFBA	IPA			NO
2	2 13C5-PFHxA	IPA			NO
3	3 13C3-PFHxS	IPA			NO
4	4 13C8-PFOA	IPA			NO
5	5 13C9-PFNA	IPA			NO
6	6 13C4-PFOS	IPA			NO
7	7 13C6-PFDA	IPA			NO
8	8 13C7-PFUdA	IPA			NO

Dataset: Untitled

Last Altered: Friday, March 02, 2018 09:49:55 Pacific Standard Time

Printed: Friday, March 02, 2018 09:54:04 Pacific Standard Time

Name: 180228M1_15, Date: 28-Feb-2018, Time: 23:13:59, ID: 1800170-04@10X C1 Comp 0.02028, Description: C1 Comp

	# Name	ID	Area	%Rec	Area Out
1	1 13C4-PFBA	1800170-04@10X C1 Comp 0.02028	9.40e2	10.6	YES
2	2 13C5-PFHxA	1800170-04@10X C1 Comp 0.02028	1.19e3	8.0	YES
3	3 13C3-PFHxS	1800170-04@10X C1 Comp 0.02028	3.26e2	9.8	YES
4	4 13C8-PFOA	1800170-04@10X C1 Comp 0.02028	9.11e2	7.1	YES
5	5 13C9-PFNA	1800170-04@10X C1 Comp 0.02028	1.09e3	9.1	YES
6	6 13C4-PFOS	1800170-04@10X C1 Comp 0.02028	2.32e2	6.3	YES
7	7 13C6-PFDA	1800170-04@10X C1 Comp 0.02028	1.01e3	6.9	YES
8	8 13C7-PFUDa	1800170-04@10X C1 Comp 0.02028	1.17e3	6.9	YES

Name: 180228M1_16, Date: 28-Feb-2018, Time: 23:25:29, ID: 1800342-14@10X WI-AF-MW-201-0218 0.11911, Description: WI-AF-MW-201-0218

	# Name	ID	Area	%Rec	Area Out
1	1 13C4-PFBA	1800342-14@10X WI-AF-MW-201-021...	7.81e2	8.8	YES
2	2 13C5-PFHxA	1800342-14@10X WI-AF-MW-201-021...	9.72e2	6.5	YES
3	3 13C3-PFHxS	1800342-14@10X WI-AF-MW-201-021...	2.27e2	6.8	YES
4	4 13C8-PFOA	1800342-14@10X WI-AF-MW-201-021...	8.38e2	6.5	YES
5	5 13C9-PFNA	1800342-14@10X WI-AF-MW-201-021...	9.01e2	7.6	YES
6	6 13C4-PFOS	1800342-14@10X WI-AF-MW-201-021...	3.01e2	8.2	YES
7	7 13C6-PFDA	1800342-14@10X WI-AF-MW-201-021...	1.10e3	7.5	YES
8	8 13C7-PFUDa	1800342-14@10X WI-AF-MW-201-021...	1.10e3	6.5	YES

Name: 180228M1_17, Date: 28-Feb-2018, Time: 23:36:59, ID: 1800342-18@5x WI-AF-N2-6C-0218 0.11624, Description: WI-AF-N2-6C-0218

	# Name	ID	Area	%Rec	Area Out
1	1 13C4-PFBA	1800342-18@5x WI-AF-N2-6C-0218 0....	1.49e3	16.9	YES
2	2 13C5-PFHxA	1800342-18@5x WI-AF-N2-6C-0218 0....	1.73e3	11.6	YES
3	3 13C3-PFHxS	1800342-18@5x WI-AF-N2-6C-0218 0....	4.43e2	13.2	YES
4	4 13C8-PFOA	1800342-18@5x WI-AF-N2-6C-0218 0....	1.65e3	12.9	YES
5	5 13C9-PFNA	1800342-18@5x WI-AF-N2-6C-0218 0....	1.82e3	15.3	YES
6	6 13C4-PFOS	1800342-18@5x WI-AF-N2-6C-0218 0....	5.32e2	14.5	YES
7	7 13C6-PFDA	1800342-18@5x WI-AF-N2-6C-0218 0....	1.94e3	13.2	YES
8	8 13C7-PFUDa	1800342-18@5x WI-AF-N2-6C-0218 0....	1.91e3	11.3	YES

Name: 180228M1_18, Date: 28-Feb-2018, Time: 23:48:28, ID: 1800333-03 REEPDW188 0.12197, Description: REEPDW188

	# Name	ID	Area	%Rec	Area Out
1	1 13C4-PFBA	1800333-03 REEPDW188 0.12197	7.99e3	90.4	NO
2	2 13C5-PFHxA	1800333-03 REEPDW188 0.12197	9.51e3	63.9	NO
3	3 13C3-PFHxS	1800333-03 REEPDW188 0.12197	2.46e3	73.6	NO
4	4 13C8-PFOA	1800333-03 REEPDW188 0.12197	6.96e3	54.2	NO
5	5 13C9-PFNA	1800333-03 REEPDW188 0.12197	7.06e3	59.3	NO
6	6 13C4-PFOS	1800333-03 REEPDW188 0.12197	2.78e3	75.8	NO
7	7 13C6-PFDA	1800333-03 REEPDW188 0.12197	9.66e3	65.7	NO
8	8 13C7-PFUDa	1800333-03 REEPDW188 0.12197	9.28e3	55.1	NO

Dataset: Untitled

Last Altered: Friday, March 02, 2018 09:49:55 Pacific Standard Time

Printed: Friday, March 02, 2018 09:54:04 Pacific Standard Time

Name: 180228M1_19, Date: 28-Feb-2018, Time: 23:59:58, ID: B8B0129-BS1 OPR 0.125, Description: OPR

#	Name	ID	Area	%Rec	Area Out
1	1 13C4-PFBA	B8B0129-BS1 OPR 0.125	9.95e3	112.6	NO
2	2 13C5-PFHxA	B8B0129-BS1 OPR 0.125	1.21e4	81.7	NO
3	3 13C3-PFHxS	B8B0129-BS1 OPR 0.125	2.95e3	88.2	NO
4	4 13C8-PFOA	B8B0129-BS1 OPR 0.125	8.51e3	66.3	NO
5	5 13C9-PFNA	B8B0129-BS1 OPR 0.125	1.15e4	96.6	NO
6	6 13C4-PFOS	B8B0129-BS1 OPR 0.125	3.15e3	85.6	NO
7	7 13C6-PFDA	B8B0129-BS1 OPR 0.125	1.09e4	74.5	NO
8	8 13C7-PFUDa	B8B0129-BS1 OPR 0.125	1.48e4	88.0	NO

Name: 180228M1_20, Date: 01-Mar-2018, Time: 00:11:28, ID: B8B0129-BLK1 Method Blank 0.125, Description: Method Blank

#	Name	ID	Area	%Rec	Area Out
1	1 13C4-PFBA	B8B0129-BLK1 Method Blank 0.125	9.03e3	102.1	NO
2	2 13C5-PFHxA	B8B0129-BLK1 Method Blank 0.125	9.85e3	66.3	NO
3	3 13C3-PFHxS	B8B0129-BLK1 Method Blank 0.125	3.20e3	95.6	NO
4	4 13C8-PFOA	B8B0129-BLK1 Method Blank 0.125	9.45e3	73.7	NO
5	5 13C9-PFNA	B8B0129-BLK1 Method Blank 0.125	9.52e3	79.9	NO
6	6 13C4-PFOS	B8B0129-BLK1 Method Blank 0.125	3.52e3	95.8	NO
7	7 13C6-PFDA	B8B0129-BLK1 Method Blank 0.125	1.29e4	88.0	NO
8	8 13C7-PFUDa	B8B0129-BLK1 Method Blank 0.125	1.48e4	88.0	NO

Name: 180228M1_21, Date: 01-Mar-2018, Time: 00:22:55, ID: B8B0129-MS1 Matrix Spike 0.11962, Description: Matrix Spike

#	Name	ID	Area	%Rec	Area Out
1	1 13C4-PFBA	B8B0129-MS1 Matrix Spike 0.11962	8.68e3	98.1	NO
2	2 13C5-PFHxA	B8B0129-MS1 Matrix Spike 0.11962	1.03e4	69.1	NO
3	3 13C3-PFHxS	B8B0129-MS1 Matrix Spike 0.11962	3.47e3	103.6	NO
4	4 13C8-PFOA	B8B0129-MS1 Matrix Spike 0.11962	9.77e3	76.1	NO
5	5 13C9-PFNA	B8B0129-MS1 Matrix Spike 0.11962	1.09e4	91.4	NO
6	6 13C4-PFOS	B8B0129-MS1 Matrix Spike 0.11962	3.18e3	86.7	NO
7	7 13C6-PFDA	B8B0129-MS1 Matrix Spike 0.11962	1.08e4	73.8	NO
8	8 13C7-PFUDa	B8B0129-MS1 Matrix Spike 0.11962	1.27e4	75.5	NO

Name: 180228M1_22, Date: 01-Mar-2018, Time: 00:34:21, ID: B8B0129-MSD1 Matrix Spike Dup 0.12145, Description: Matrix Spike Dup

#	Name	ID	Area	%Rec	Area Out
1	1 13C4-PFBA	B8B0129-MSD1 Matrix Spike Dup 0.12145	6.57e3	74.4	NO
2	2 13C5-PFHxA	B8B0129-MSD1 Matrix Spike Dup 0.12145	7.74e3	52.1	NO
3	3 13C3-PFHxS	B8B0129-MSD1 Matrix Spike Dup 0.12145	2.91e3	87.1	NO
4	4 13C8-PFOA	B8B0129-MSD1 Matrix Spike Dup 0.12145	7.66e3	59.7	NO
5	5 13C9-PFNA	B8B0129-MSD1 Matrix Spike Dup 0.12145	8.30e3	69.6	NO
6	6 13C4-PFOS	B8B0129-MSD1 Matrix Spike Dup 0.12145	3.31e3	90.2	NO
7	7 13C6-PFDA	B8B0129-MSD1 Matrix Spike Dup 0.12145	8.16e3	55.5	NO
8	8 13C7-PFUDa	B8B0129-MSD1 Matrix Spike Dup 0.12145	1.19e4	70.5	NO

Dataset: Untitled

Last Altered: Friday, March 02, 2018 09:49:55 Pacific Standard Time

Printed: Friday, March 02, 2018 09:54:04 Pacific Standard Time

Name: 180228M1_23, Date: 01-Mar-2018, Time: 00:45:48, ID: 1800332-01 OF-RW42B-MID01-0218 0.11601, Description: OF-RW42B-MID01-0218

	# Name	ID	Area	%Rec	Area Out
1	1 13C4-PFBA	1800332-01 OF-RW42B-MID01-0218 0...	6.15e3	69.6	NO
2	2 13C5-PFHxA	1800332-01 OF-RW42B-MID01-0218 0...	8.99e3	60.5	NO
3	3 13C3-PFHxS	1800332-01 OF-RW42B-MID01-0218 0...	2.89e3	86.2	NO
4	4 13C8-PFOA	1800332-01 OF-RW42B-MID01-0218 0...	7.80e3	60.8	NO
5	5 13C9-PFNA	1800332-01 OF-RW42B-MID01-0218 0...	9.28e3	77.9	NO
6	6 13C4-PFOS	1800332-01 OF-RW42B-MID01-0218 0...	2.84e3	77.2	NO
7	7 13C6-PFDA	1800332-01 OF-RW42B-MID01-0218 0...	1.12e4	76.0	NO
8	8 13C7-PFUDa	1800332-01 OF-RW42B-MID01-0218 0...	1.26e4	75.0	NO

Name: 180228M1_24, Date: 01-Mar-2018, Time: 00:57:15, ID: 1800332-02 OF-RW42B-EFF01-0218 0.1211, Description: OF-RW42B-EFF01-0218

	# Name	ID	Area	%Rec	Area Out
1	1 13C4-PFBA	1800332-02 OF-RW42B-EFF01-0218 0...	8.47e3	95.8	NO
2	2 13C5-PFHxA	1800332-02 OF-RW42B-EFF01-0218 0...	9.90e3	66.6	NO
3	3 13C3-PFHxS	1800332-02 OF-RW42B-EFF01-0218 0...	2.79e3	83.4	NO
4	4 13C8-PFOA	1800332-02 OF-RW42B-EFF01-0218 0...	9.33e3	72.7	NO
5	5 13C9-PFNA	1800332-02 OF-RW42B-EFF01-0218 0...	7.95e3	66.7	NO
6	6 13C4-PFOS	1800332-02 OF-RW42B-EFF01-0218 0...	2.87e3	78.0	NO
7	7 13C6-PFDA	1800332-02 OF-RW42B-EFF01-0218 0...	8.91e3	60.6	NO
8	8 13C7-PFUDa	1800332-02 OF-RW42B-EFF01-0218 0...	1.39e4	82.3	NO

Name: 180228M1_25, Date: 01-Mar-2018, Time: 01:08:45, ID: 1800332-03 OF-RW42B-FB01-0218 0.12204, Description: OF-RW42B-FB01-0218

	# Name	ID	Area	%Rec	Area Out
1	1 13C4-PFBA	1800332-03 OF-RW42B-FB01-0218 0.1...	1.03e4	116.1	NO
2	2 13C5-PFHxA	1800332-03 OF-RW42B-FB01-0218 0.1...	1.18e4	79.5	NO
3	3 13C3-PFHxS	1800332-03 OF-RW42B-FB01-0218 0.1...	3.06e3	91.3	NO
4	4 13C8-PFOA	1800332-03 OF-RW42B-FB01-0218 0.1...	1.01e4	78.8	NO
5	5 13C9-PFNA	1800332-03 OF-RW42B-FB01-0218 0.1...	1.14e4	95.7	NO
6	6 13C4-PFOS	1800332-03 OF-RW42B-FB01-0218 0.1...	3.23e3	87.9	NO
7	7 13C6-PFDA	1800332-03 OF-RW42B-FB01-0218 0.1...	1.30e4	88.6	NO
8	8 13C7-PFUDa	1800332-03 OF-RW42B-FB01-0218 0.1...	1.36e4	80.8	NO

Name: 180228M1_26, Date: 01-Mar-2018, Time: 01:20:14, ID: 1800332-04 OF-RW42C-INF01-0218 0.1208, Description: OF-RW42C-INF01-0218

	# Name	ID	Area	%Rec	Area Out
1	1 13C4-PFBA	1800332-04 OF-RW42C-INF01-0218 0...	1.05e4	119.1	NO
2	2 13C5-PFHxA	1800332-04 OF-RW42C-INF01-0218 0...	1.12e4	75.5	NO
3	3 13C3-PFHxS	1800332-04 OF-RW42C-INF01-0218 0...	2.89e3	86.4	NO
4	4 13C8-PFOA	1800332-04 OF-RW42C-INF01-0218 0...	1.01e4	78.4	NO
5	5 13C9-PFNA	1800332-04 OF-RW42C-INF01-0218 0...	1.01e4	84.4	NO
6	6 13C4-PFOS	1800332-04 OF-RW42C-INF01-0218 0...	3.19e3	86.9	NO
7	7 13C6-PFDA	1800332-04 OF-RW42C-INF01-0218 0...	1.35e4	91.8	NO
8	8 13C7-PFUDa	1800332-04 OF-RW42C-INF01-0218 0...	1.45e4	86.3	NO

Dataset: Untitled

Last Altered: Friday, March 02, 2018 09:49:55 Pacific Standard Time

Printed: Friday, March 02, 2018 09:54:04 Pacific Standard Time

Name: 180228M1_27, Date: 01-Mar-2018, Time: 01:31:43, ID: 1800332-05 OF-RW42C-MID01-0218 0.12063, Description: OF-RW42C-MID01-0218

	# Name	ID	Area	%Rec	Area Out
1	1 13C4-PFBA	1800332-05 OF-RW42C-MID01-0218 0....	1.07e4	120.7	NO
2	2 13C5-PFHxA	1800332-05 OF-RW42C-MID01-0218 0....	1.16e4	77.8	NO
3	3 13C3-PFHxS	1800332-05 OF-RW42C-MID01-0218 0....	2.97e3	88.8	NO
4	4 13C8-PFOA	1800332-05 OF-RW42C-MID01-0218 0....	1.03e4	80.6	NO
5	5 13C9-PFNA	1800332-05 OF-RW42C-MID01-0218 0....	1.08e4	90.8	NO
6	6 13C4-PFOS	1800332-05 OF-RW42C-MID01-0218 0....	3.18e3	86.4	NO
7	7 13C6-PFDA	1800332-05 OF-RW42C-MID01-0218 0....	1.21e4	82.4	NO
8	8 13C7-PFUDa	1800332-05 OF-RW42C-MID01-0218 0....	1.35e4	80.2	NO

Name: 180228M1_28, Date: 01-Mar-2018, Time: 01:43:12, ID: 1800332-06 OF-RW42C-EFF01-0218 0.11886, Description: OF-RW42C-EFF01-0218

	# Name	ID	Area	%Rec	Area Out
1	1 13C4-PFBA	1800332-06 OF-RW42C-EFF01-0218 0...	7.12e3	80.6	NO
2	2 13C5-PFHxA	1800332-06 OF-RW42C-EFF01-0218 0...	9.68e3	65.1	NO
3	3 13C3-PFHxS	1800332-06 OF-RW42C-EFF01-0218 0...	2.94e3	87.9	NO
4	4 13C8-PFOA	1800332-06 OF-RW42C-EFF01-0218 0...	9.48e3	73.9	NO
5	5 13C9-PFNA	1800332-06 OF-RW42C-EFF01-0218 0...	8.86e3	74.3	NO
6	6 13C4-PFOS	1800332-06 OF-RW42C-EFF01-0218 0...	3.09e3	84.1	NO
7	7 13C6-PFDA	1800332-06 OF-RW42C-EFF01-0218 0...	1.12e4	76.4	NO
8	8 13C7-PFUDa	1800332-06 OF-RW42C-EFF01-0218 0...	1.25e4	74.0	NO

Name: 180228M1_29, Date: 01-Mar-2018, Time: 01:54:42, ID: 1800332-07 OF-RW42C-FB01-0218 0.11859, Description: OF-RW42C-FB01-0218

	# Name	ID	Area	%Rec	Area Out
1	1 13C4-PFBA	1800332-07 OF-RW42C-FB01-0218 0.1...	9.78e3	110.6	NO
2	2 13C5-PFHxA	1800332-07 OF-RW42C-FB01-0218 0.1...	1.13e4	75.9	NO
3	3 13C3-PFHxS	1800332-07 OF-RW42C-FB01-0218 0.1...	2.87e3	85.8	NO
4	4 13C8-PFOA	1800332-07 OF-RW42C-FB01-0218 0.1...	9.54e3	74.4	NO
5	5 13C9-PFNA	1800332-07 OF-RW42C-FB01-0218 0.1...	1.15e4	96.3	NO
6	6 13C4-PFOS	1800332-07 OF-RW42C-FB01-0218 0.1...	3.20e3	87.2	NO
7	7 13C6-PFDA	1800332-07 OF-RW42C-FB01-0218 0.1...	1.20e4	82.0	NO
8	8 13C7-PFUDa	1800332-07 OF-RW42C-FB01-0218 0.1...	1.61e4	95.4	NO

Name: 180228M1_30, Date: 01-Mar-2018, Time: 02:06:11, ID: 1800332-08 OF-INF01-WT-021418 0.11784, Description: OF-INF01-WT-021418

	# Name	ID	Area	%Rec	Area Out
1	1 13C4-PFBA	1800332-08 OF-INF01-WT-021418 0.11...	9.63e3	108.9	NO
2	2 13C5-PFHxA	1800332-08 OF-INF01-WT-021418 0.11...	1.09e4	73.0	NO
3	3 13C3-PFHxS	1800332-08 OF-INF01-WT-021418 0.11...	3.01e3	90.0	NO
4	4 13C8-PFOA	1800332-08 OF-INF01-WT-021418 0.11...	1.01e4	78.5	NO
5	5 13C9-PFNA	1800332-08 OF-INF01-WT-021418 0.11...	1.18e4	98.7	NO
6	6 13C4-PFOS	1800332-08 OF-INF01-WT-021418 0.11...	2.84e3	77.2	NO
7	7 13C6-PFDA	1800332-08 OF-INF01-WT-021418 0.11...	1.16e4	78.9	NO
8	8 13C7-PFUDa	1800332-08 OF-INF01-WT-021418 0.11...	1.17e4	69.6	NO

Dataset: Untitled

Last Altered: Friday, March 02, 2018 09:49:55 Pacific Standard Time

Printed: Friday, March 02, 2018 09:54:04 Pacific Standard Time

Name: 180228M1_31, Date: 01-Mar-2018, Time: 02:17:42, ID: IPA, Description: IPA

	# Name	ID	Area	%Rec	Area Out
1	1 13C4-PFBA	IPA			NO
2	2 13C5-PFHxA	IPA			NO
3	3 13C3-PFHxS	IPA			NO
4	4 13C8-PFOA	IPA			NO
5	5 13C9-PFNA	IPA			NO
6	6 13C4-PFOS	IPA			NO
7	7 13C6-PFDA	IPA			NO
8	8 13C7-PFUdA	IPA			NO

Name: 180228M1_32, Date: 01-Mar-2018, Time: 02:29:08, ID: ST180228M1-11 PFC CS3 18B2317, Description: PFC CS3 18B2317

	# Name	ID	Area	%Rec	Area Out
1	1 13C4-PFBA	ST180228M1-11 PFC CS3 18B2317	1.03e4	116.7	NO
2	2 13C5-PFHxA	ST180228M1-11 PFC CS3 18B2317	1.39e4	93.5	NO
3	3 13C3-PFHxS	ST180228M1-11 PFC CS3 18B2317	3.26e3	97.3	NO
4	4 13C8-PFOA	ST180228M1-11 PFC CS3 18B2317	1.35e4	105.6	NO
5	5 13C9-PFNA	ST180228M1-11 PFC CS3 18B2317	1.20e4	100.5	NO
6	6 13C4-PFOS	ST180228M1-11 PFC CS3 18B2317	3.85e3	104.7	NO
7	7 13C6-PFDA	ST180228M1-11 PFC CS3 18B2317	1.47e4	100.1	NO
8	8 13C7-PFUdA	ST180228M1-11 PFC CS3 18B2317	1.50e4	89.0	NO

Name: 180228M1_33, Date: 01-Mar-2018, Time: 02:40:38, ID: IPA, Description: IPA

	# Name	ID	Area	%Rec	Area Out
1	1 13C4-PFBA	IPA			NO
2	2 13C5-PFHxA	IPA	9.41e0	0.1	YES
3	3 13C3-PFHxS	IPA			NO
4	4 13C8-PFOA	IPA			NO
5	5 13C9-PFNA	IPA			NO
6	6 13C4-PFOS	IPA			NO
7	7 13C6-PFDA	IPA			NO
8	8 13C7-PFUdA	IPA			NO

Name: 180228M1_34, Date: 01-Mar-2018, Time: 02:52:08, ID: 1800332-09 OF-MID01-WT-021418 0.11976, Description: OF-MID01-WT-021418

	# Name	ID	Area	%Rec	Area Out
1	1 13C4-PFBA	1800332-09 OF-MID01-WT-021418 0.1...	9.35e3	105.8	NO
2	2 13C5-PFHxA	1800332-09 OF-MID01-WT-021418 0.1...	1.08e4	72.7	NO
3	3 13C3-PFHxS	1800332-09 OF-MID01-WT-021418 0.1...	3.28e3	98.0	NO
4	4 13C8-PFOA	1800332-09 OF-MID01-WT-021418 0.1...	1.05e4	82.0	NO
5	5 13C9-PFNA	1800332-09 OF-MID01-WT-021418 0.1...	1.10e4	92.1	NO
6	6 13C4-PFOS	1800332-09 OF-MID01-WT-021418 0.1...	3.11e3	84.7	NO
7	7 13C6-PFDA	1800332-09 OF-MID01-WT-021418 0.1...	1.03e4	70.0	NO
8	8 13C7-PFUdA	1800332-09 OF-MID01-WT-021418 0.1...	1.39e4	82.6	NO

Dataset: Untitled

Last Altered: Friday, March 02, 2018 09:49:55 Pacific Standard Time

Printed: Friday, March 02, 2018 09:54:04 Pacific Standard Time

Name: 180228M1_35, Date: 01-Mar-2018, Time: 03:03:35, ID: 1800332-10 OF-FB01-WT-021418 0.12199, Description: OF-FB01-WT-021418

	# Name	ID	Area	%Rec	Area Out
1	1 13C4-PFBA	1800332-10 OF-FB01-WT-021418 0.12...	9.43e3	106.6	NO
2	2 13C5-PFHxA	1800332-10 OF-FB01-WT-021418 0.12...	1.17e4	78.7	NO
3	3 13C3-PFHxS	1800332-10 OF-FB01-WT-021418 0.12...	2.97e3	88.7	NO
4	4 13C8-PFOA	1800332-10 OF-FB01-WT-021418 0.12...	1.08e4	84.0	NO
5	5 13C9-PFNA	1800332-10 OF-FB01-WT-021418 0.12...	1.27e4	106.3	NO
6	6 13C4-PFOS	1800332-10 OF-FB01-WT-021418 0.12...	2.63e3	71.6	NO
7	7 13C6-PFDA	1800332-10 OF-FB01-WT-021418 0.12...	1.36e4	92.4	NO
8	8 13C7-PFUDa	1800332-10 OF-FB01-WT-021418 0.12...	1.52e4	90.4	NO

Name: 180228M1_36, Date: 01-Mar-2018, Time: 03:15:04, ID: 1800332-11 OF-EFF01-WT-021418 0.12052, Description: OF-EFF01-WT-021418

	# Name	ID	Area	%Rec	Area Out
1	1 13C4-PFBA	1800332-11 OF-EFF01-WT-021418 0.1...	8.31e3	94.1	NO
2	2 13C5-PFHxA	1800332-11 OF-EFF01-WT-021418 0.1...	9.69e3	65.2	NO
3	3 13C3-PFHxS	1800332-11 OF-EFF01-WT-021418 0.1...	3.21e3	95.8	NO
4	4 13C8-PFOA	1800332-11 OF-EFF01-WT-021418 0.1...	9.39e3	73.2	NO
5	5 13C9-PFNA	1800332-11 OF-EFF01-WT-021418 0.1...	1.16e4	97.0	NO
6	6 13C4-PFOS	1800332-11 OF-EFF01-WT-021418 0.1...	2.90e3	78.8	NO
7	7 13C6-PFDA	1800332-11 OF-EFF01-WT-021418 0.1...	1.11e4	75.6	NO
8	8 13C7-PFUDa	1800332-11 OF-EFF01-WT-021418 0.1...	1.28e4	76.2	NO

Name: 180228M1_37, Date: 01-Mar-2018, Time: 03:26:31, ID: 1800332-12 OF-EFF01P-WT-021418 0.12067, Description: OF-EFF01P-WT-021418

	# Name	ID	Area	%Rec	Area Out
1	1 13C4-PFBA	1800332-12 OF-EFF01P-WT-021418 0....	9.11e3	103.0	NO
2	2 13C5-PFHxA	1800332-12 OF-EFF01P-WT-021418 0....	1.09e4	73.6	NO
3	3 13C3-PFHxS	1800332-12 OF-EFF01P-WT-021418 0....	3.09e3	92.2	NO
4	4 13C8-PFOA	1800332-12 OF-EFF01P-WT-021418 0....	1.01e4	78.8	NO
5	5 13C9-PFNA	1800332-12 OF-EFF01P-WT-021418 0....	1.14e4	95.8	NO
6	6 13C4-PFOS	1800332-12 OF-EFF01P-WT-021418 0....	3.68e3	100.1	NO
7	7 13C6-PFDA	1800332-12 OF-EFF01P-WT-021418 0....	1.46e4	99.1	NO
8	8 13C7-PFUDa	1800332-12 OF-EFF01P-WT-021418 0....	1.55e4	92.1	NO

Name: 180228M1_38, Date: 01-Mar-2018, Time: 03:38:01, ID: 1800337-01 REEPDW189 0.12105, Description: REEPDW189

	# Name	ID	Area	%Rec	Area Out
1	1 13C4-PFBA	1800337-01 REEPDW189 0.12105	1.04e4	117.2	NO
2	2 13C5-PFHxA	1800337-01 REEPDW189 0.12105	1.15e4	77.3	NO
3	3 13C3-PFHxS	1800337-01 REEPDW189 0.12105	3.18e3	95.0	NO
4	4 13C8-PFOA	1800337-01 REEPDW189 0.12105	9.75e3	76.0	NO
5	5 13C9-PFNA	1800337-01 REEPDW189 0.12105	9.03e3	75.8	NO
6	6 13C4-PFOS	1800337-01 REEPDW189 0.12105	2.78e3	75.5	NO
7	7 13C6-PFDA	1800337-01 REEPDW189 0.12105	9.56e3	65.1	NO
8	8 13C7-PFUDa	1800337-01 REEPDW189 0.12105	1.27e4	75.1	NO

Dataset: Untitled

Last Altered: Friday, March 02, 2018 09:49:55 Pacific Standard Time

Printed: Friday, March 02, 2018 09:54:04 Pacific Standard Time

Name: 180228M1_39, Date: 01-Mar-2018, Time: 03:49:31, ID: 1800338-01 REEPDW189FRB 0.12225, Description: REEPDW189FRB

	# Name	ID	Area	%Rec	Area Out
1	1 13C4-PFBA	1800338-01 REEPDW189FRB 0.12225	1.02e4	115.8	NO
2	2 13C5-PFHxA	1800338-01 REEPDW189FRB 0.12225	1.21e4	81.2	NO
3	3 13C3-PFHxS	1800338-01 REEPDW189FRB 0.12225	3.25e3	97.1	NO
4	4 13C8-PFOA	1800338-01 REEPDW189FRB 0.12225	1.04e4	81.4	NO
5	5 13C9-PFNA	1800338-01 REEPDW189FRB 0.12225	1.11e4	93.6	NO
6	6 13C4-PFOS	1800338-01 REEPDW189FRB 0.12225	3.05e3	82.9	NO
7	7 13C6-PFDA	1800338-01 REEPDW189FRB 0.12225	1.06e4	72.5	NO
8	8 13C7-PFUDa	1800338-01 REEPDW189FRB 0.12225	1.56e4	92.7	NO

Name: 180228M1_40, Date: 01-Mar-2018, Time: 04:00:57, ID: 1800339-01 WI-A06-MW-06-0218 0.11846, Description: WI-A06-MW-06-0218

	# Name	ID	Area	%Rec	Area Out
1	1 13C4-PFBA	1800339-01 WI-A06-MW-06-0218 0.118...	8.80e3	99.5	NO
2	2 13C5-PFHxA	1800339-01 WI-A06-MW-06-0218 0.118...	1.02e4	68.6	NO
3	3 13C3-PFHxS	1800339-01 WI-A06-MW-06-0218 0.118...	3.03e3	90.5	NO
4	4 13C8-PFOA	1800339-01 WI-A06-MW-06-0218 0.118...	9.64e3	75.1	NO
5	5 13C9-PFNA	1800339-01 WI-A06-MW-06-0218 0.118...	1.12e4	94.4	NO
6	6 13C4-PFOS	1800339-01 WI-A06-MW-06-0218 0.118...	3.34e3	90.8	NO
7	7 13C6-PFDA	1800339-01 WI-A06-MW-06-0218 0.118...	1.21e4	82.4	NO
8	8 13C7-PFUDa	1800339-01 WI-A06-MW-06-0218 0.118...	1.16e4	69.1	NO

Name: 180228M1_41, Date: 01-Mar-2018, Time: 04:12:27, ID: 1800339-02 WI-A06-FB01-021618 0.12165, Description: WI-A06-FB01-021618

	# Name	ID	Area	%Rec	Area Out
1	1 13C4-PFBA	1800339-02 WI-A06-FB01-021618 0.12...	1.02e4	115.0	NO
2	2 13C5-PFHxA	1800339-02 WI-A06-FB01-021618 0.12...	1.13e4	75.9	NO
3	3 13C3-PFHxS	1800339-02 WI-A06-FB01-021618 0.12...	3.19e3	95.4	NO
4	4 13C8-PFOA	1800339-02 WI-A06-FB01-021618 0.12...	1.02e4	79.2	NO
5	5 13C9-PFNA	1800339-02 WI-A06-FB01-021618 0.12...	1.10e4	92.1	NO
6	6 13C4-PFOS	1800339-02 WI-A06-FB01-021618 0.12...	3.41e3	92.8	NO
7	7 13C6-PFDA	1800339-02 WI-A06-FB01-021618 0.12...	1.24e4	84.2	NO
8	8 13C7-PFUDa	1800339-02 WI-A06-FB01-021618 0.12...	1.34e4	79.5	NO

Name: 180228M1_42, Date: 01-Mar-2018, Time: 04:23:56, ID: 1800339-03 WI-A06-EB01-021618 0.12121, Description: WI-A06-EB01-021618

	# Name	ID	Area	%Rec	Area Out
1	1 13C4-PFBA	1800339-03 WI-A06-EB01-021618 0.12...	1.01e4	114.5	NO
2	2 13C5-PFHxA	1800339-03 WI-A06-EB01-021618 0.12...	1.04e4	69.9	NO
3	3 13C3-PFHxS	1800339-03 WI-A06-EB01-021618 0.12...	3.20e3	95.7	NO
4	4 13C8-PFOA	1800339-03 WI-A06-EB01-021618 0.12...	9.57e3	74.6	NO
5	5 13C9-PFNA	1800339-03 WI-A06-EB01-021618 0.12...	1.20e4	100.5	NO
6	6 13C4-PFOS	1800339-03 WI-A06-EB01-021618 0.12...	3.13e3	85.1	NO
7	7 13C6-PFDA	1800339-03 WI-A06-EB01-021618 0.12...	1.16e4	78.8	NO
8	8 13C7-PFUDa	1800339-03 WI-A06-EB01-021618 0.12...	1.14e4	67.8	NO

Dataset: Untitled

Last Altered: Friday, March 02, 2018 09:49:55 Pacific Standard Time

Printed: Friday, March 02, 2018 09:54:04 Pacific Standard Time

Name: 180228M1_43, Date: 01-Mar-2018, Time: 04:35:23, ID: 1800339-04 WI-A06-S-01-0218 0.12143, Description: WI-A06-S-01-0218

	# Name	ID	Area	%Rec	Area Out
1	1 13C4-PFBA	1800339-04 WI-A06-S-01-0218 0.12143	9.18e3	103.9	NO
2	2 13C5-PFHxA	1800339-04 WI-A06-S-01-0218 0.12143	1.06e4	71.2	NO
3	3 13C3-PFHxS	1800339-04 WI-A06-S-01-0218 0.12143	2.89e3	86.5	NO
4	4 13C8-PFOA	1800339-04 WI-A06-S-01-0218 0.12143	9.96e3	77.6	NO
5	5 13C9-PFNA	1800339-04 WI-A06-S-01-0218 0.12143	9.53e3	80.0	NO
6	6 13C4-PFOS	1800339-04 WI-A06-S-01-0218 0.12143	3.43e3	93.5	NO
7	7 13C6-PFDA	1800339-04 WI-A06-S-01-0218 0.12143	9.96e3	67.8	NO
8	8 13C7-PFUDa	1800339-04 WI-A06-S-01-0218 0.12143	1.14e4	67.5	NO

Name: 180228M1_44, Date: 01-Mar-2018, Time: 04:46:52, ID: 1800339-05 WI-A06-S-01P-0218 0.12184, Description: WI-A06-S-01P-0218

	# Name	ID	Area	%Rec	Area Out
1	1 13C4-PFBA	1800339-05 WI-A06-S-01P-0218 0.12184	8.54e3	96.7	NO
2	2 13C5-PFHxA	1800339-05 WI-A06-S-01P-0218 0.12184	8.53e3	57.4	NO
3	3 13C3-PFHxS	1800339-05 WI-A06-S-01P-0218 0.12184	2.98e3	89.2	NO
4	4 13C8-PFOA	1800339-05 WI-A06-S-01P-0218 0.12184	9.04e3	70.4	NO
5	5 13C9-PFNA	1800339-05 WI-A06-S-01P-0218 0.12184	8.74e3	73.4	NO
6	6 13C4-PFOS	1800339-05 WI-A06-S-01P-0218 0.12184	2.70e3	73.4	NO
7	7 13C6-PFDA	1800339-05 WI-A06-S-01P-0218 0.12184	1.07e4	72.6	NO
8	8 13C7-PFUDa	1800339-05 WI-A06-S-01P-0218 0.12184	1.22e4	72.4	NO

Name: 180228M1_45, Date: 01-Mar-2018, Time: 04:58:21, ID: 1800339-06 WI-A06-FB01-021918 0.12222, Description: WI-A06-FB01-021918

	# Name	ID	Area	%Rec	Area Out
1	1 13C4-PFBA	1800339-06 WI-A06-FB01-021918 0.12...	8.62e3	97.5	NO
2	2 13C5-PFHxA	1800339-06 WI-A06-FB01-021918 0.12...	1.07e4	71.9	NO
3	3 13C3-PFHxS	1800339-06 WI-A06-FB01-021918 0.12...	3.03e3	90.5	NO
4	4 13C8-PFOA	1800339-06 WI-A06-FB01-021918 0.12...	9.01e3	70.2	NO
5	5 13C9-PFNA	1800339-06 WI-A06-FB01-021918 0.12...	1.13e4	95.1	NO
6	6 13C4-PFOS	1800339-06 WI-A06-FB01-021918 0.12...	3.35e3	91.3	NO
7	7 13C6-PFDA	1800339-06 WI-A06-FB01-021918 0.12...	1.19e4	80.9	NO
8	8 13C7-PFUDa	1800339-06 WI-A06-FB01-021918 0.12...	1.45e4	85.9	NO

Name: 180228M1_46, Date: 01-Mar-2018, Time: 05:09:51, ID: B8B0121-BS1 OPR 0.125, Description: OPR

	# Name	ID	Area	%Rec	Area Out
1	1 13C4-PFBA	B8B0121-BS1 OPR 0.125	9.04e3	102.2	NO
2	2 13C5-PFHxA	B8B0121-BS1 OPR 0.125	9.32e3	62.7	NO
3	3 13C3-PFHxS	B8B0121-BS1 OPR 0.125	2.39e3	71.4	NO
4	4 13C8-PFOA	B8B0121-BS1 OPR 0.125	6.98e3	54.4	NO
5	5 13C9-PFNA	B8B0121-BS1 OPR 0.125	8.68e3	72.8	NO
6	6 13C4-PFOS	B8B0121-BS1 OPR 0.125	2.59e3	70.5	NO
7	7 13C6-PFDA	B8B0121-BS1 OPR 0.125	9.95e3	67.7	NO
8	8 13C7-PFUDa	B8B0121-BS1 OPR 0.125	1.17e4	69.5	NO

Dataset: Untitled

Last Altered: Friday, March 02, 2018 09:49:55 Pacific Standard Time

Printed: Friday, March 02, 2018 09:54:04 Pacific Standard Time

Name: 180228M1_47, Date: 01-Mar-2018, Time: 05:21:21, ID: B8B0121-BSD1 LCSD 0.125, Description: LCSD

	# Name	ID	Area	%Rec	Area Out
1	1 13C4-PFBA	B8B0121-BSD1 LCSD 0.125	9.01e3	102.0	NO
2	2 13C5-PFHxA	B8B0121-BSD1 LCSD 0.125	8.87e3	59.7	NO
3	3 13C3-PFHxS	B8B0121-BSD1 LCSD 0.125	2.21e3	66.0	NO
4	4 13C8-PFOA	B8B0121-BSD1 LCSD 0.125	7.27e3	56.6	NO
5	5 13C9-PFNA	B8B0121-BSD1 LCSD 0.125	9.07e3	76.1	NO
6	6 13C4-PFOS	B8B0121-BSD1 LCSD 0.125	2.60e3	70.6	NO
7	7 13C6-PFDA	B8B0121-BSD1 LCSD 0.125	9.93e3	67.6	NO
8	8 13C7-PFUDa	B8B0121-BSD1 LCSD 0.125	1.29e4	76.6	NO

Name: 180228M1_48, Date: 01-Mar-2018, Time: 05:32:51, ID: B8B0121-BLK1 Method Blank 0.125, Description: Method Blank

	# Name	ID	Area	%Rec	Area Out
1	1 13C4-PFBA	B8B0121-BLK1 Method Blank 0.125	7.60e3	85.9	NO
2	2 13C5-PFHxA	B8B0121-BLK1 Method Blank 0.125	7.53e3	50.6	NO
3	3 13C3-PFHxS	B8B0121-BLK1 Method Blank 0.125	2.50e3	74.6	NO
4	4 13C8-PFOA	B8B0121-BLK1 Method Blank 0.125	7.14e3	55.7	NO
5	5 13C9-PFNA	B8B0121-BLK1 Method Blank 0.125	7.82e3	65.6	NO
6	6 13C4-PFOS	B8B0121-BLK1 Method Blank 0.125	2.75e3	74.9	NO
7	7 13C6-PFDA	B8B0121-BLK1 Method Blank 0.125	9.02e3	61.4	NO
8	8 13C7-PFUDa	B8B0121-BLK1 Method Blank 0.125	8.80e3	52.3	NO

Name: 180228M1_49, Date: 01-Mar-2018, Time: 05:44:18, ID: 1800327-01 OF-RW42A-0218 0.10903, Description: OF-RW42A-0218

	# Name	ID	Area	%Rec	Area Out
1	1 13C4-PFBA	1800327-01 OF-RW42A-0218 0.10903	9.99e3	113.0	NO
2	2 13C5-PFHxA	1800327-01 OF-RW42A-0218 0.10903	1.09e4	73.5	NO
3	3 13C3-PFHxS	1800327-01 OF-RW42A-0218 0.10903	2.39e3	71.5	NO
4	4 13C8-PFOA	1800327-01 OF-RW42A-0218 0.10903	9.12e3	71.1	NO
5	5 13C9-PFNA	1800327-01 OF-RW42A-0218 0.10903	9.33e3	78.3	NO
6	6 13C4-PFOS	1800327-01 OF-RW42A-0218 0.10903	2.62e3	71.2	NO
7	7 13C6-PFDA	1800327-01 OF-RW42A-0218 0.10903	1.05e4	71.2	NO
8	8 13C7-PFUDa	1800327-01 OF-RW42A-0218 0.10903	1.18e4	70.0	NO

Name: 180228M1_50, Date: 01-Mar-2018, Time: 05:55:45, ID: 1800327-02 OF-FB42C-0218 0.11801, Description: OF-FB42C-0218

	# Name	ID	Area	%Rec	Area Out
1	1 13C4-PFBA	1800327-02 OF-FB42C-0218 0.11801	8.91e3	100.8	NO
2	2 13C5-PFHxA	1800327-02 OF-FB42C-0218 0.11801	9.78e3	65.8	NO
3	3 13C3-PFHxS	1800327-02 OF-FB42C-0218 0.11801	2.60e3	77.6	NO
4	4 13C8-PFOA	1800327-02 OF-FB42C-0218 0.11801	8.18e3	63.8	NO
5	5 13C9-PFNA	1800327-02 OF-FB42C-0218 0.11801	9.13e3	76.6	NO
6	6 13C4-PFOS	1800327-02 OF-FB42C-0218 0.11801	2.87e3	78.0	NO
7	7 13C6-PFDA	1800327-02 OF-FB42C-0218 0.11801	1.01e4	68.7	NO
8	8 13C7-PFUDa	1800327-02 OF-FB42C-0218 0.11801	1.05e4	62.3	NO

Dataset: Untitled

Last Altered: Friday, March 02, 2018 09:49:55 Pacific Standard Time

Printed: Friday, March 02, 2018 09:54:04 Pacific Standard Time

Name: 180228M1_51, Date: 01-Mar-2018, Time: 06:07:12, ID: 1800327-03 OF-FB42A-0218 0.11946, Description: OF-FB42A-0218

	# Name	ID	Area	%Rec	Area Out
1	1 13C4-PFBA	1800327-03 OF-FB42A-0218 0.11946	9.41e3	106.5	NO
2	2 13C5-PFHxA	1800327-03 OF-FB42A-0218 0.11946	9.81e3	66.0	NO
3	3 13C3-PFHxS	1800327-03 OF-FB42A-0218 0.11946	2.58e3	77.1	NO
4	4 13C8-PFOA	1800327-03 OF-FB42A-0218 0.11946	7.64e3	59.6	NO
5	5 13C9-PFNA	1800327-03 OF-FB42A-0218 0.11946	8.20e3	68.9	NO
6	6 13C4-PFOS	1800327-03 OF-FB42A-0218 0.11946	2.77e3	75.2	NO
7	7 13C6-PFDA	1800327-03 OF-FB42A-0218 0.11946	1.07e4	72.7	NO
8	8 13C7-PFUDa	1800327-03 OF-FB42A-0218 0.11946	1.24e4	73.4	NO

Name: 180228M1_52, Date: 01-Mar-2018, Time: 06:18:38, ID: 1800327-04 OF-RW42B-0218 0.10944, Description: OF-RW42B-0218

	# Name	ID	Area	%Rec	Area Out
1	1 13C4-PFBA	1800327-04 OF-RW42B-0218 0.10944	9.16e3	103.6	NO
2	2 13C5-PFHxA	1800327-04 OF-RW42B-0218 0.10944	1.09e4	73.5	NO
3	3 13C3-PFHxS	1800327-04 OF-RW42B-0218 0.10944	2.22e3	66.4	NO
4	4 13C8-PFOA	1800327-04 OF-RW42B-0218 0.10944	8.39e3	65.4	NO
5	5 13C9-PFNA	1800327-04 OF-RW42B-0218 0.10944	8.62e3	72.3	NO
6	6 13C4-PFOS	1800327-04 OF-RW42B-0218 0.10944	2.55e3	69.3	NO
7	7 13C6-PFDA	1800327-04 OF-RW42B-0218 0.10944	9.46e3	64.4	NO
8	8 13C7-PFUDa	1800327-04 OF-RW42B-0218 0.10944	1.28e4	75.7	NO

Name: 180228M1_53, Date: 01-Mar-2018, Time: 06:30:07, ID: 1800327-05 OF-FB42B-0218 0.11557, Description: OF-FB42B-0218

	# Name	ID	Area	%Rec	Area Out
1	1 13C4-PFBA	1800327-05 OF-FB42B-0218 0.11557	9.25e3	104.7	NO
2	2 13C5-PFHxA	1800327-05 OF-FB42B-0218 0.11557	1.04e4	70.2	NO
3	3 13C3-PFHxS	1800327-05 OF-FB42B-0218 0.11557	2.69e3	80.5	NO
4	4 13C8-PFOA	1800327-05 OF-FB42B-0218 0.11557	8.45e3	65.9	NO
5	5 13C9-PFNA	1800327-05 OF-FB42B-0218 0.11557	9.09e3	76.3	NO
6	6 13C4-PFOS	1800327-05 OF-FB42B-0218 0.11557	2.85e3	77.5	NO
7	7 13C6-PFDA	1800327-05 OF-FB42B-0218 0.11557	1.04e4	70.7	NO
8	8 13C7-PFUDa	1800327-05 OF-FB42B-0218 0.11557	1.07e4	63.8	NO

Name: 180228M1_54, Date: 01-Mar-2018, Time: 06:41:38, ID: 1800327-06 OF-RW44-0218 0.11833, Description: OF-RW44-0218

	# Name	ID	Area	%Rec	Area Out
1	1 13C4-PFBA	1800327-06 OF-RW44-0218 0.11833	8.25e3	93.3	NO
2	2 13C5-PFHxA	1800327-06 OF-RW44-0218 0.11833	9.00e3	60.5	NO
3	3 13C3-PFHxS	1800327-06 OF-RW44-0218 0.11833	2.44e3	72.8	NO
4	4 13C8-PFOA	1800327-06 OF-RW44-0218 0.11833	7.48e3	58.3	NO
5	5 13C9-PFNA	1800327-06 OF-RW44-0218 0.11833	7.47e3	62.7	NO
6	6 13C4-PFOS	1800327-06 OF-RW44-0218 0.11833	2.37e3	64.6	NO
7	7 13C6-PFDA	1800327-06 OF-RW44-0218 0.11833	9.42e3	64.1	NO
8	8 13C7-PFUDa	1800327-06 OF-RW44-0218 0.11833	9.32e3	55.3	NO

Dataset: Untitled

Last Altered: Friday, March 02, 2018 09:49:55 Pacific Standard Time

Printed: Friday, March 02, 2018 09:54:04 Pacific Standard Time

Name: 180228M1_55, Date: 01-Mar-2018, Time: 06:53:05, ID: IPA, Description: IPA

	# Name	ID	Area	%Rec	Area Out
1	1 13C4-PFBA	IPA			NO
2	2 13C5-PFHxA	IPA			NO
3	3 13C3-PFHxS	IPA			NO
4	4 13C8-PFOA	IPA			NO
5	5 13C9-PFNA	IPA			NO
6	6 13C4-PFOS	IPA			NO
7	7 13C6-PFDA	IPA			NO
8	8 13C7-PFUdA	IPA			NO

Name: 180228M1_56, Date: 01-Mar-2018, Time: 07:04:32, ID: ST180228M1-12 PFC CS3 18B2317, Description: PFC CS3 18B2317

	# Name	ID	Area	%Rec	Area Out
1	1 13C4-PFBA	ST180228M1-12 PFC CS3 18B2317	1.09e4	122.9	NO
2	2 13C5-PFHxA	ST180228M1-12 PFC CS3 18B2317	1.46e4	98.3	NO
3	3 13C3-PFHxS	ST180228M1-12 PFC CS3 18B2317	3.52e3	105.1	NO
4	4 13C8-PFOA	ST180228M1-12 PFC CS3 18B2317	1.23e4	95.8	NO
5	5 13C9-PFNA	ST180228M1-12 PFC CS3 18B2317	1.45e4	122.0	NO
6	6 13C4-PFOS	ST180228M1-12 PFC CS3 18B2317	3.40e3	92.5	NO
7	7 13C6-PFDA	ST180228M1-12 PFC CS3 18B2317	1.36e4	92.8	NO
8	8 13C7-PFUdA	ST180228M1-12 PFC CS3 18B2317	1.60e4	95.0	NO

Name: 180228M1_57, Date: 01-Mar-2018, Time: 07:15:59, ID: IPA, Description: IPA

	# Name	ID	Area	%Rec	Area Out
1	1 13C4-PFBA	IPA			NO
2	2 13C5-PFHxA	IPA			NO
3	3 13C3-PFHxS	IPA			NO
4	4 13C8-PFOA	IPA			NO
5	5 13C9-PFNA	IPA			NO
6	6 13C4-PFOS	IPA			NO
7	7 13C6-PFDA	IPA			NO
8	8 13C7-PFUdA	IPA			NO

Name: 180228M1_58, Date: 01-Mar-2018, Time: 07:27:25, ID: 1800327-07 OF-FB44-0218 0.12118, Description: OF-FB44-0218

	# Name	ID	Area	%Rec	Area Out
1	1 13C4-PFBA	1800327-07 OF-FB44-0218 0.12118	8.82e3	99.8	NO
2	2 13C5-PFHxA	1800327-07 OF-FB44-0218 0.12118	1.05e4	70.4	NO
3	3 13C3-PFHxS	1800327-07 OF-FB44-0218 0.12118	2.55e3	76.2	NO
4	4 13C8-PFOA	1800327-07 OF-FB44-0218 0.12118	7.95e3	62.0	NO
5	5 13C9-PFNA	1800327-07 OF-FB44-0218 0.12118	8.91e3	74.8	NO
6	6 13C4-PFOS	1800327-07 OF-FB44-0218 0.12118	2.49e3	67.7	NO
7	7 13C6-PFDA	1800327-07 OF-FB44-0218 0.12118	9.81e3	66.7	NO
8	8 13C7-PFUdA	1800327-07 OF-FB44-0218 0.12118	9.74e3	57.8	NO

Dataset: Untitled

Last Altered: Friday, March 02, 2018 09:49:55 Pacific Standard Time

Printed: Friday, March 02, 2018 09:54:04 Pacific Standard Time

Name: 180228M1_59, Date: 01-Mar-2018, Time: 07:38:55, ID: 1800327-08 OF-RW59-0218 0.1103, Description: OF-RW59-0218

	# Name	ID	Area	%Rec	Area Out
1	1 13C4-PFBA	1800327-08 OF-RW59-0218 0.1103	8.33e3	94.3	NO
2	2 13C5-PFHxA	1800327-08 OF-RW59-0218 0.1103	9.43e3	63.5	NO
3	3 13C3-PFHxS	1800327-08 OF-RW59-0218 0.1103	2.36e3	70.5	NO
4	4 13C8-PFOA	1800327-08 OF-RW59-0218 0.1103	7.86e3	61.3	NO
5	5 13C9-PFNA	1800327-08 OF-RW59-0218 0.1103	8.86e3	74.3	NO
6	6 13C4-PFOS	1800327-08 OF-RW59-0218 0.1103	2.07e3	56.2	NO
7	7 13C6-PFDA	1800327-08 OF-RW59-0218 0.1103	8.81e3	59.9	NO
8	8 13C7-PFUDa	1800327-08 OF-RW59-0218 0.1103	8.93e3	53.0	NO

Name: 180228M1_60, Date: 01-Mar-2018, Time: 07:50:24, ID: 1800327-09 OF-FB59-0218 0.11633, Description: OF-FB59-0218

	# Name	ID	Area	%Rec	Area Out
1	1 13C4-PFBA	1800327-09 OF-FB59-0218 0.11633	7.96e3	90.1	NO
2	2 13C5-PFHxA	1800327-09 OF-FB59-0218 0.11633	8.90e3	59.8	NO
3	3 13C3-PFHxS	1800327-09 OF-FB59-0218 0.11633	2.26e3	67.5	NO
4	4 13C8-PFOA	1800327-09 OF-FB59-0218 0.11633	7.38e3	57.5	NO
5	5 13C9-PFNA	1800327-09 OF-FB59-0218 0.11633	6.66e3	55.9	NO
6	6 13C4-PFOS	1800327-09 OF-FB59-0218 0.11633	2.44e3	66.5	NO
7	7 13C6-PFDA	1800327-09 OF-FB59-0218 0.11633	8.53e3	58.1	NO
8	8 13C7-PFUDa	1800327-09 OF-FB59-0218 0.11633	8.67e3	51.4	NO

Name: 180228M1_61, Date: 01-Mar-2018, Time: 08:01:54, ID: 1800327-10 OF-RW03-0218 0.11147, Description: OF-RW03-0218

	# Name	ID	Area	%Rec	Area Out
1	1 13C4-PFBA	1800327-10 OF-RW03-0218 0.11147	8.58e3	97.0	NO
2	2 13C5-PFHxA	1800327-10 OF-RW03-0218 0.11147	9.72e3	65.4	NO
3	3 13C3-PFHxS	1800327-10 OF-RW03-0218 0.11147	2.27e3	67.9	NO
4	4 13C8-PFOA	1800327-10 OF-RW03-0218 0.11147	9.00e3	70.1	NO
5	5 13C9-PFNA	1800327-10 OF-RW03-0218 0.11147	8.44e3	70.8	NO
6	6 13C4-PFOS	1800327-10 OF-RW03-0218 0.11147	2.48e3	67.6	NO
7	7 13C6-PFDA	1800327-10 OF-RW03-0218 0.11147	9.56e3	65.1	NO
8	8 13C7-PFUDa	1800327-10 OF-RW03-0218 0.11147	9.91e3	58.8	NO

Name: 180228M1_62, Date: 01-Mar-2018, Time: 08:13:20, ID: 1800327-11 OF-FB03-0218 0.11762, Description: OF-FB03-0218

	# Name	ID	Area	%Rec	Area Out
1	1 13C4-PFBA	1800327-11 OF-FB03-0218 0.11762	8.10e3	91.6	NO
2	2 13C5-PFHxA	1800327-11 OF-FB03-0218 0.11762	8.62e3	58.0	NO
3	3 13C3-PFHxS	1800327-11 OF-FB03-0218 0.11762	2.29e3	68.3	NO
4	4 13C8-PFOA	1800327-11 OF-FB03-0218 0.11762	6.87e3	53.6	NO
5	5 13C9-PFNA	1800327-11 OF-FB03-0218 0.11762	9.34e3	78.4	NO
6	6 13C4-PFOS	1800327-11 OF-FB03-0218 0.11762	2.45e3	66.6	NO
7	7 13C6-PFDA	1800327-11 OF-FB03-0218 0.11762	9.35e3	63.7	NO
8	8 13C7-PFUDa	1800327-11 OF-FB03-0218 0.11762	1.04e4	61.6	NO

Dataset: Untitled

Last Altered: Friday, March 02, 2018 09:49:55 Pacific Standard Time

Printed: Friday, March 02, 2018 09:54:04 Pacific Standard Time

Name: 180228M1_63, Date: 01-Mar-2018, Time: 08:24:51, ID: 1800327-12 OF-RW37-0218 0.11621, Description: OF-RW37-0218

	# Name	ID	Area	%Rec	Area Out
1	1 13C4-PFBA	1800327-12 OF-RW37-0218 0.11621	8.00e3	90.5	NO
2	2 13C5-PFHxA	1800327-12 OF-RW37-0218 0.11621	8.59e3	57.8	NO
3	3 13C3-PFHxS	1800327-12 OF-RW37-0218 0.11621	2.58e3	77.1	NO
4	4 13C8-PFOA	1800327-12 OF-RW37-0218 0.11621	7.21e3	56.2	NO
5	5 13C9-PFNA	1800327-12 OF-RW37-0218 0.11621	8.17e3	68.6	NO
6	6 13C4-PFOS	1800327-12 OF-RW37-0218 0.11621	2.62e3	71.4	NO
7	7 13C6-PFDA	1800327-12 OF-RW37-0218 0.11621	8.59e3	58.4	NO
8	8 13C7-PFUDa	1800327-12 OF-RW37-0218 0.11621	9.39e3	55.7	NO

Name: 180228M1_64, Date: 01-Mar-2018, Time: 08:36:21, ID: 1800327-13 OF-FB37-0218 0.1165, Description: OF-FB37-0218

	# Name	ID	Area	%Rec	Area Out
1	1 13C4-PFBA	1800327-13 OF-FB37-0218 0.1165	9.26e3	104.8	NO
2	2 13C5-PFHxA	1800327-13 OF-FB37-0218 0.1165	1.10e4	74.3	NO
3	3 13C3-PFHxS	1800327-13 OF-FB37-0218 0.1165	2.39e3	71.5	NO
4	4 13C8-PFOA	1800327-13 OF-FB37-0218 0.1165	9.08e3	70.8	NO
5	5 13C9-PFNA	1800327-13 OF-FB37-0218 0.1165	9.76e3	81.9	NO
6	6 13C4-PFOS	1800327-13 OF-FB37-0218 0.1165	2.64e3	72.0	NO
7	7 13C6-PFDA	1800327-13 OF-FB37-0218 0.1165	9.63e3	65.5	NO
8	8 13C7-PFUDa	1800327-13 OF-FB37-0218 0.1165	1.11e4	65.9	NO

Name: 180228M1_65, Date: 01-Mar-2018, Time: 08:47:50, ID: IPA, Description: IPA

	# Name	ID	Area	%Rec	Area Out
1	1 13C4-PFBA	IPA			NO
2	2 13C5-PFHxA	IPA			NO
3	3 13C3-PFHxS	IPA			NO
4	4 13C8-PFOA	IPA			NO
5	5 13C9-PFNA	IPA			NO
6	6 13C4-PFOS	IPA			NO
7	7 13C6-PFDA	IPA			NO
8	8 13C7-PFUDa	IPA			NO

Name: 180228M1_66, Date: 01-Mar-2018, Time: 08:59:19, ID: ST180228M1-13 PFC CS0 18B2314, Description: PFC CS0 18B2314

	# Name	ID	Area	%Rec	Area Out
1	1 13C4-PFBA	ST180228M1-13 PFC CS0 18B2314	1.04e4	118.2	NO
2	2 13C5-PFHxA	ST180228M1-13 PFC CS0 18B2314	1.50e4	101.2	NO
3	3 13C3-PFHxS	ST180228M1-13 PFC CS0 18B2314	3.71e3	110.9	NO
4	4 13C8-PFOA	ST180228M1-13 PFC CS0 18B2314	1.31e4	102.0	NO
5	5 13C9-PFNA	ST180228M1-13 PFC CS0 18B2314	1.34e4	112.4	NO
6	6 13C4-PFOS	ST180228M1-13 PFC CS0 18B2314	4.09e3	111.3	NO
7	7 13C6-PFDA	ST180228M1-13 PFC CS0 18B2314	1.24e4	84.7	NO
8	8 13C7-PFUDa	ST180228M1-13 PFC CS0 18B2314	1.90e4	112.8	NO

Dataset: Untitled

Last Altered: Friday, March 02, 2018 09:49:55 Pacific Standard Time

Printed: Friday, March 02, 2018 09:54:04 Pacific Standard Time

Name: 180228M1_67, Date: 01-Mar-2018, Time: 09:10:46, ID: IPA, Description: IPA

	# Name	ID	Area	%Rec	Area Out
1	1 13C4-PFBA	IPA			NO
2	2 13C5-PFHxA	IPA			NO
3	3 13C3-PFHxS	IPA			NO
4	4 13C8-PFOA	IPA			NO
5	5 13C9-PFNA	IPA			NO
6	6 13C4-PFOS	IPA			NO
7	7 13C6-PFDA	IPA			NO
8	8 13C7-PFUdA	IPA			NO

Name: 180228M1_68, Date: 01-Mar-2018, Time: 09:22:16, ID: B8B0131-BS1 OPR 0.125, Description: OPR

	# Name	ID	Area	%Rec	Area Out
1	1 13C4-PFBA	B8B0131-BS1 OPR 0.125	7.64e3	86.4	NO
2	2 13C5-PFHxA	B8B0131-BS1 OPR 0.125	9.73e3	65.5	NO
3	3 13C3-PFHxS	B8B0131-BS1 OPR 0.125	2.07e3	61.8	NO
4	4 13C8-PFOA	B8B0131-BS1 OPR 0.125	9.01e3	70.2	NO
5	5 13C9-PFNA	B8B0131-BS1 OPR 0.125	9.67e3	81.2	NO
6	6 13C4-PFOS	B8B0131-BS1 OPR 0.125	2.45e3	66.6	NO
7	7 13C6-PFDA	B8B0131-BS1 OPR 0.125	9.88e3	67.3	NO
8	8 13C7-PFUdA	B8B0131-BS1 OPR 0.125	1.19e4	70.6	NO

Name: 180228M1_69, Date: 01-Mar-2018, Time: 09:33:45, ID: B8B0131-BLK1 Method Blank 0.125, Description: Method Blank

	# Name	ID	Area	%Rec	Area Out
1	1 13C4-PFBA	B8B0131-BLK1 Method Blank 0.125	7.24e3	81.9	NO
2	2 13C5-PFHxA	B8B0131-BLK1 Method Blank 0.125	8.24e3	55.4	NO
3	3 13C3-PFHxS	B8B0131-BLK1 Method Blank 0.125	2.04e3	60.9	NO
4	4 13C8-PFOA	B8B0131-BLK1 Method Blank 0.125	7.44e3	58.0	NO
5	5 13C9-PFNA	B8B0131-BLK1 Method Blank 0.125	9.14e3	76.7	NO
6	6 13C4-PFOS	B8B0131-BLK1 Method Blank 0.125	2.72e3	73.9	NO
7	7 13C6-PFDA	B8B0131-BLK1 Method Blank 0.125	9.15e3	62.2	NO
8	8 13C7-PFUdA	B8B0131-BLK1 Method Blank 0.125	9.38e3	55.7	NO

Name: 180228M1_70, Date: 01-Mar-2018, Time: 09:45:15, ID: B8B0131-MS1 Matrix Spike 0.12126, Description: Matrix Spike

	# Name	ID	Area	%Rec	Area Out
1	1 13C4-PFBA	B8B0131-MS1 Matrix Spike 0.12126	4.30e3	48.7	YES
2	2 13C5-PFHxA	B8B0131-MS1 Matrix Spike 0.12126	4.85e3	32.6	YES
3	3 13C3-PFHxS	B8B0131-MS1 Matrix Spike 0.12126	2.37e3	70.7	NO
4	4 13C8-PFOA	B8B0131-MS1 Matrix Spike 0.12126	4.76e3	37.1	YES
5	5 13C9-PFNA	B8B0131-MS1 Matrix Spike 0.12126	5.49e3	46.1	YES
6	6 13C4-PFOS	B8B0131-MS1 Matrix Spike 0.12126	2.03e3	55.3	NO
7	7 13C6-PFDA	B8B0131-MS1 Matrix Spike 0.12126	6.14e3	41.8	YES
8	8 13C7-PFUdA	B8B0131-MS1 Matrix Spike 0.12126	7.06e3	41.9	YES

Dataset: Untitled

Last Altered: Friday, March 02, 2018 09:49:55 Pacific Standard Time

Printed: Friday, March 02, 2018 09:54:04 Pacific Standard Time

Name: 180228M1_71, Date: 01-Mar-2018, Time: 09:56:44, ID: B8B0131-MSD1 Matrix Spike Dup 0.11914, Description: Matrix Spike Dup

	# Name	ID	Area	%Rec	Area Out
1	1 13C4-PFBA	B8B0131-MSD1 Matrix Spike Dup 0.119...	5.34e3	60.4	NO
2	2 13C5-PFHxA	B8B0131-MSD1 Matrix Spike Dup 0.119...	5.74e3	38.6	YES
3	3 13C3-PFHxS	B8B0131-MSD1 Matrix Spike Dup 0.119...	2.38e3	71.0	NO
4	4 13C8-PFOA	B8B0131-MSD1 Matrix Spike Dup 0.119...	5.94e3	46.3	YES
5	5 13C9-PFNA	B8B0131-MSD1 Matrix Spike Dup 0.119...	6.30e3	52.8	NO
6	6 13C4-PFOS	B8B0131-MSD1 Matrix Spike Dup 0.119...	2.80e3	76.2	NO
7	7 13C6-PFDA	B8B0131-MSD1 Matrix Spike Dup 0.119...	6.73e3	45.8	YES
8	8 13C7-PFUDa	B8B0131-MSD1 Matrix Spike Dup 0.119...	1.02e4	60.2	NO

Name: 180228M1_72, Date: 01-Mar-2018, Time: 10:08:14, ID: 1800329-01 OF-RW59-INF01-0218 0.11462, Description: OF-RW59-INF01-0218

	# Name	ID	Area	%Rec	Area Out
1	1 13C4-PFBA	1800329-01 OF-RW59-INF01-0218 0.1...	7.80e3	88.3	NO
2	2 13C5-PFHxA	1800329-01 OF-RW59-INF01-0218 0.1...	9.13e3	61.4	NO
3	3 13C3-PFHxS	1800329-01 OF-RW59-INF01-0218 0.1...	2.49e3	74.4	NO
4	4 13C8-PFOA	1800329-01 OF-RW59-INF01-0218 0.1...	8.85e3	69.0	NO
5	5 13C9-PFNA	1800329-01 OF-RW59-INF01-0218 0.1...	8.62e3	72.3	NO
6	6 13C4-PFOS	1800329-01 OF-RW59-INF01-0218 0.1...	2.51e3	68.2	NO
7	7 13C6-PFDA	1800329-01 OF-RW59-INF01-0218 0.1...	1.00e4	68.4	NO
8	8 13C7-PFUDa	1800329-01 OF-RW59-INF01-0218 0.1...	1.10e4	65.4	NO

Name: 180228M1_73, Date: 01-Mar-2018, Time: 10:19:43, ID: 1800329-02 OF-RW59-INF01P-0218 0.11789, Description: OF-RW59-INF01P-0218

	# Name	ID	Area	%Rec	Area Out
1	1 13C4-PFBA	1800329-02 OF-RW59-INF01P-0218 0....	8.81e3	99.6	NO
2	2 13C5-PFHxA	1800329-02 OF-RW59-INF01P-0218 0....	9.70e3	65.3	NO
3	3 13C3-PFHxS	1800329-02 OF-RW59-INF01P-0218 0....	2.77e3	82.8	NO
4	4 13C8-PFOA	1800329-02 OF-RW59-INF01P-0218 0....	9.92e3	77.3	NO
5	5 13C9-PFNA	1800329-02 OF-RW59-INF01P-0218 0....	1.01e4	84.9	NO
6	6 13C4-PFOS	1800329-02 OF-RW59-INF01P-0218 0....	2.62e3	71.2	NO
7	7 13C6-PFDA	1800329-02 OF-RW59-INF01P-0218 0....	9.03e3	61.5	NO
8	8 13C7-PFUDa	1800329-02 OF-RW59-INF01P-0218 0....	1.41e4	83.5	NO

Name: 180228M1_74, Date: 01-Mar-2018, Time: 10:31:12, ID: 1800329-03 OF-RW59-MID01-0218 0.11984, Description: OF-RW59-MID01-0218

	# Name	ID	Area	%Rec	Area Out
1	1 13C4-PFBA	1800329-03 OF-RW59-MID01-0218 0.1...	7.38e3	83.5	NO
2	2 13C5-PFHxA	1800329-03 OF-RW59-MID01-0218 0.1...	9.25e3	62.2	NO
3	3 13C3-PFHxS	1800329-03 OF-RW59-MID01-0218 0.1...	2.22e3	66.4	NO
4	4 13C8-PFOA	1800329-03 OF-RW59-MID01-0218 0.1...	7.70e3	60.0	NO
5	5 13C9-PFNA	1800329-03 OF-RW59-MID01-0218 0.1...	7.34e3	61.6	NO
6	6 13C4-PFOS	1800329-03 OF-RW59-MID01-0218 0.1...	2.43e3	66.2	NO
7	7 13C6-PFDA	1800329-03 OF-RW59-MID01-0218 0.1...	7.46e3	50.7	NO
8	8 13C7-PFUDa	1800329-03 OF-RW59-MID01-0218 0.1...	9.02e3	53.5	NO

Dataset: Untitled

Last Altered: Friday, March 02, 2018 09:49:55 Pacific Standard Time

Printed: Friday, March 02, 2018 09:54:04 Pacific Standard Time

Name: 180228M1_75, Date: 01-Mar-2018, Time: 10:42:42, ID: 1800329-04 OF-RW59-EFF01-0218 0.1216,
Description: OF-RW59-EFF01-0218

	# Name	ID	Area	%Rec	Area Out
1	1 13C4-PFBA	1800329-04 OF-RW59-EFF01-0218 0.1...	7.87e3	89.0	NO
2	2 13C5-PFHxA	1800329-04 OF-RW59-EFF01-0218 0.1...	9.32e3	62.7	NO
3	3 13C3-PFHxS	1800329-04 OF-RW59-EFF01-0218 0.1...	2.66e3	79.3	NO
4	4 13C8-PFOA	1800329-04 OF-RW59-EFF01-0218 0.1...	8.22e3	64.0	NO
5	5 13C9-PFNA	1800329-04 OF-RW59-EFF01-0218 0.1...	9.26e3	77.7	NO
6	6 13C4-PFOS	1800329-04 OF-RW59-EFF01-0218 0.1...	2.57e3	69.8	NO
7	7 13C6-PFDA	1800329-04 OF-RW59-EFF01-0218 0.1...	1.10e4	75.0	NO
8	8 13C7-PFUDa	1800329-04 OF-RW59-EFF01-0218 0.1...	1.07e4	63.5	NO

Name: 180228M1_76, Date: 01-Mar-2018, Time: 10:54:09, ID: 1800329-05 OF-RW59-FB01-0218 0.11314,
Description: OF-RW59-FB01-0218

	# Name	ID	Area	%Rec	Area Out
1	1 13C4-PFBA	1800329-05 OF-RW59-FB01-0218 0.11...	6.97e3	78.8	NO
2	2 13C5-PFHxA	1800329-05 OF-RW59-FB01-0218 0.11...	8.54e3	57.5	NO
3	3 13C3-PFHxS	1800329-05 OF-RW59-FB01-0218 0.11...	2.19e3	65.4	NO
4	4 13C8-PFOA	1800329-05 OF-RW59-FB01-0218 0.11...	7.62e3	59.4	NO
5	5 13C9-PFNA	1800329-05 OF-RW59-FB01-0218 0.11...	8.72e3	73.2	NO
6	6 13C4-PFOS	1800329-05 OF-RW59-FB01-0218 0.11...	2.09e3	57.0	NO
7	7 13C6-PFDA	1800329-05 OF-RW59-FB01-0218 0.11...	8.50e3	57.8	NO
8	8 13C7-PFUDa	1800329-05 OF-RW59-FB01-0218 0.11...	9.39e3	55.7	NO

Name: 180228M1_77, Date: 01-Mar-2018, Time: 11:05:38, ID: 1800329-06 OF-RW08-INF01-0218 0.12179,
Description: OF-RW08-INF01-0218

	# Name	ID	Area	%Rec	Area Out
1	1 13C4-PFBA	1800329-06 OF-RW08-INF01-0218 0.1...	7.66e3	86.6	NO
2	2 13C5-PFHxA	1800329-06 OF-RW08-INF01-0218 0.1...	8.69e3	58.5	NO
3	3 13C3-PFHxS	1800329-06 OF-RW08-INF01-0218 0.1...	2.49e3	74.5	NO
4	4 13C8-PFOA	1800329-06 OF-RW08-INF01-0218 0.1...	7.53e3	58.7	NO
5	5 13C9-PFNA	1800329-06 OF-RW08-INF01-0218 0.1...	8.02e3	67.4	NO
6	6 13C4-PFOS	1800329-06 OF-RW08-INF01-0218 0.1...	2.61e3	71.0	NO
7	7 13C6-PFDA	1800329-06 OF-RW08-INF01-0218 0.1...	9.15e3	62.2	NO
8	8 13C7-PFUDa	1800329-06 OF-RW08-INF01-0218 0.1...	1.13e4	67.0	NO

Name: 180228M1_78, Date: 01-Mar-2018, Time: 11:17:08, ID: 1800329-07 OF-RW08-MID01-0218 0.10892,
Description: OF-RW08-MID01-0218

	# Name	ID	Area	%Rec	Area Out
1	1 13C4-PFBA	1800329-07 OF-RW08-MID01-0218 0.1...	4.88e3	55.3	NO
2	2 13C5-PFHxA	1800329-07 OF-RW08-MID01-0218 0.1...	5.15e3	34.6	YES
3	3 13C3-PFHxS	1800329-07 OF-RW08-MID01-0218 0.1...	2.37e3	70.9	NO
4	4 13C8-PFOA	1800329-07 OF-RW08-MID01-0218 0.1...	5.77e3	45.0	YES
5	5 13C9-PFNA	1800329-07 OF-RW08-MID01-0218 0.1...	6.11e3	51.3	NO
6	6 13C4-PFOS	1800329-07 OF-RW08-MID01-0218 0.1...	2.72e3	74.0	NO
7	7 13C6-PFDA	1800329-07 OF-RW08-MID01-0218 0.1...	6.92e3	47.1	YES
8	8 13C7-PFUDa	1800329-07 OF-RW08-MID01-0218 0.1...	8.87e3	52.7	NO

Dataset: Untitled

Last Altered: Friday, March 02, 2018 09:49:55 Pacific Standard Time

Printed: Friday, March 02, 2018 09:54:04 Pacific Standard Time

Name: 180228M1_79, Date: 01-Mar-2018, Time: 11:28:37, ID: 1800329-08 OF-RW08-EFF01-0218 0.12262,
Description: OF-RW08-EFF01-0218

	# Name	ID	Area	%Rec	Area Out
1	1 13C4-PFBA	1800329-08 OF-RW08-EFF01-0218 0.1...	5.24e3	59.3	NO
2	2 13C5-PFHxA	1800329-08 OF-RW08-EFF01-0218 0.1...	6.67e3	44.9	YES
3	3 13C3-PFHxS	1800329-08 OF-RW08-EFF01-0218 0.1...	2.18e3	65.2	NO
4	4 13C8-PFOA	1800329-08 OF-RW08-EFF01-0218 0.1...	5.64e3	44.0	YES
5	5 13C9-PFNA	1800329-08 OF-RW08-EFF01-0218 0.1...	6.48e3	54.3	NO
6	6 13C4-PFOS	1800329-08 OF-RW08-EFF01-0218 0.1...	2.37e3	64.6	NO
7	7 13C6-PFDA	1800329-08 OF-RW08-EFF01-0218 0.1...	6.58e3	44.8	YES
8	8 13C7-PFUDa	1800329-08 OF-RW08-EFF01-0218 0.1...	8.44e3	50.1	NO

Name: 180228M1_80, Date: 01-Mar-2018, Time: 11:40:04, ID: 1800329-09 OF-RW08-FB01-0218 0.12173,
Description: OF-RW08-FB01-0218

	# Name	ID	Area	%Rec	Area Out
1	1 13C4-PFBA	1800329-09 OF-RW08-FB01-0218 0.12...	7.39e3	83.6	NO
2	2 13C5-PFHxA	1800329-09 OF-RW08-FB01-0218 0.12...	8.46e3	56.9	NO
3	3 13C3-PFHxS	1800329-09 OF-RW08-FB01-0218 0.12...	2.45e3	73.2	NO
4	4 13C8-PFOA	1800329-09 OF-RW08-FB01-0218 0.12...	7.89e3	61.5	NO
5	5 13C9-PFNA	1800329-09 OF-RW08-FB01-0218 0.12...	7.66e3	64.3	NO
6	6 13C4-PFOS	1800329-09 OF-RW08-FB01-0218 0.12...	2.59e3	70.6	NO
7	7 13C6-PFDA	1800329-09 OF-RW08-FB01-0218 0.12...	8.19e3	55.8	NO
8	8 13C7-PFUDa	1800329-09 OF-RW08-FB01-0218 0.12...	9.59e3	56.9	NO

Name: 180228M1_81, Date: 01-Mar-2018, Time: 11:51:33, ID: 1800329-10 OF-RW63-INF01-0218 0.11237,
Description: OF-RW63-INF01-0218

	# Name	ID	Area	%Rec	Area Out
1	1 13C4-PFBA	1800329-10 OF-RW63-INF01-0218 0.1...	6.21e3	70.2	NO
2	2 13C5-PFHxA	1800329-10 OF-RW63-INF01-0218 0.1...	7.22e3	48.6	YES
3	3 13C3-PFHxS	1800329-10 OF-RW63-INF01-0218 0.1...	2.18e3	65.2	NO
4	4 13C8-PFOA	1800329-10 OF-RW63-INF01-0218 0.1...	7.07e3	55.1	NO
5	5 13C9-PFNA	1800329-10 OF-RW63-INF01-0218 0.1...	7.73e3	64.9	NO
6	6 13C4-PFOS	1800329-10 OF-RW63-INF01-0218 0.1...	2.59e3	70.4	NO
7	7 13C6-PFDA	1800329-10 OF-RW63-INF01-0218 0.1...	9.65e3	65.7	NO
8	8 13C7-PFUDa	1800329-10 OF-RW63-INF01-0218 0.1...	9.85e3	58.5	NO

Name: 180228M1_82, Date: 01-Mar-2018, Time: 12:03:02, ID: 1800329-11 OF-RW63-MID01-0218 0.11515,
Description: OF-RW63-MID01-0218

	# Name	ID	Area	%Rec	Area Out
1	1 13C4-PFBA	1800329-11 OF-RW63-MID01-0218 0.1...	6.37e3	72.1	NO
2	2 13C5-PFHxA	1800329-11 OF-RW63-MID01-0218 0.1...	6.87e3	46.2	YES
3	3 13C3-PFHxS	1800329-11 OF-RW63-MID01-0218 0.1...	2.82e3	84.3	NO
4	4 13C8-PFOA	1800329-11 OF-RW63-MID01-0218 0.1...	6.79e3	52.9	NO
5	5 13C9-PFNA	1800329-11 OF-RW63-MID01-0218 0.1...	8.27e3	69.4	NO
6	6 13C4-PFOS	1800329-11 OF-RW63-MID01-0218 0.1...	2.30e3	62.7	NO
7	7 13C6-PFDA	1800329-11 OF-RW63-MID01-0218 0.1...	9.55e3	65.0	NO
8	8 13C7-PFUDa	1800329-11 OF-RW63-MID01-0218 0.1...	1.08e4	64.3	NO

Dataset: Untitled

Last Altered: Friday, March 02, 2018 09:49:55 Pacific Standard Time

Printed: Friday, March 02, 2018 09:54:04 Pacific Standard Time

Name: 180228M1_83, Date: 01-Mar-2018, Time: 12:14:29, ID: 1800329-12 OF-RW63-EFF01-0218 0.12129, Description: OF-RW63-EFF01-0218

	# Name	ID	Area	%Rec	Area Out
1	1 13C4-PFBA	1800329-12 OF-RW63-EFF01-0218 0.1...	6.77e3	76.5	NO
2	2 13C5-PFHxA	1800329-12 OF-RW63-EFF01-0218 0.1...	8.77e3	59.0	NO
3	3 13C3-PFHxS	1800329-12 OF-RW63-EFF01-0218 0.1...	2.79e3	83.4	NO
4	4 13C8-PFOA	1800329-12 OF-RW63-EFF01-0218 0.1...	8.45e3	65.8	NO
5	5 13C9-PFNA	1800329-12 OF-RW63-EFF01-0218 0.1...	8.68e3	72.9	NO
6	6 13C4-PFOS	1800329-12 OF-RW63-EFF01-0218 0.1...	2.55e3	69.3	NO
7	7 13C6-PFDA	1800329-12 OF-RW63-EFF01-0218 0.1...	9.73e3	66.2	NO
8	8 13C7-PFUdA	1800329-12 OF-RW63-EFF01-0218 0.1...	1.15e4	68.0	NO

Name: 180228M1_84, Date: 01-Mar-2018, Time: 12:25:56, ID: 1800329-13 OF-RW63-FB01-0218 0.12066, Description: OF-RW63-FB01-0218

	# Name	ID	Area	%Rec	Area Out
1	1 13C4-PFBA	1800329-13 OF-RW63-FB01-0218 0.12...	8.17e3	92.4	NO
2	2 13C5-PFHxA	1800329-13 OF-RW63-FB01-0218 0.12...	1.03e4	69.3	NO
3	3 13C3-PFHxS	1800329-13 OF-RW63-FB01-0218 0.12...	2.61e3	77.9	NO
4	4 13C8-PFOA	1800329-13 OF-RW63-FB01-0218 0.12...	9.34e3	72.8	NO
5	5 13C9-PFNA	1800329-13 OF-RW63-FB01-0218 0.12...	8.46e3	71.0	NO
6	6 13C4-PFOS	1800329-13 OF-RW63-FB01-0218 0.12...	2.80e3	76.1	NO
7	7 13C6-PFDA	1800329-13 OF-RW63-FB01-0218 0.12...	1.17e4	79.9	NO
8	8 13C7-PFUdA	1800329-13 OF-RW63-FB01-0218 0.12...	1.35e4	80.3	NO

Name: 180228M1_85, Date: 01-Mar-2018, Time: 12:37:23, ID: IPA, Description: IPA

	# Name	ID	Area	%Rec	Area Out
1	1 13C4-PFBA	IPA			NO
2	2 13C5-PFHxA	IPA			NO
3	3 13C3-PFHxS	IPA			NO
4	4 13C8-PFOA	IPA			NO
5	5 13C9-PFNA	IPA			NO
6	6 13C4-PFOS	IPA			NO
7	7 13C6-PFDA	IPA			NO
8	8 13C7-PFUdA	IPA			NO

Name: 180228M1_86, Date: 01-Mar-2018, Time: 12:48:50, ID: ST180228M1-14 PFC CS3 18B2317, Description: PFC CS3 18B2317

	# Name	ID	Area	%Rec	Area Out
1	1 13C4-PFBA	ST180228M1-14 PFC CS3 18B2317	1.04e4	117.9	NO
2	2 13C5-PFHxA	ST180228M1-14 PFC CS3 18B2317	1.45e4	97.9	NO
3	3 13C3-PFHxS	ST180228M1-14 PFC CS3 18B2317	3.72e3	111.2	NO
4	4 13C8-PFOA	ST180228M1-14 PFC CS3 18B2317	1.27e4	98.7	NO
5	5 13C9-PFNA	ST180228M1-14 PFC CS3 18B2317	1.45e4	122.1	NO
6	6 13C4-PFOS	ST180228M1-14 PFC CS3 18B2317	3.94e3	107.3	NO
7	7 13C6-PFDA	ST180228M1-14 PFC CS3 18B2317	1.54e4	104.8	NO
8	8 13C7-PFUdA	ST180228M1-14 PFC CS3 18B2317	1.54e4	91.4	NO

Dataset: Untitled

Last Altered: Friday, March 02, 2018 09:49:55 Pacific Standard Time

Printed: Friday, March 02, 2018 09:54:04 Pacific Standard Time

Name: 180228M1_87, Date: 01-Mar-2018, Time: 13:00:20, ID: IPA, Description: IPA

	# Name	ID	Area	%Rec	Area Out
1	1 13C4-PFBA	IPA			NO
2	2 13C5-PFHxA	IPA			NO
3	3 13C3-PFHxS	IPA			NO
4	4 13C8-PFOA	IPA	5.56e0	0.0	YES
5	5 13C9-PFNA	IPA			NO
6	6 13C4-PFOS	IPA			NO
7	7 13C6-PFDA	IPA			NO
8	8 13C7-PFUDa	IPA			NO

Name: 180228M1_88, Date: 01-Mar-2018, Time: 13:11:49, ID: 1800329-14 OF-RW44-INF01-0218 0.11484, Description: OF-RW44-INF01-0218

	# Name	ID	Area	%Rec	Area Out
1	1 13C4-PFBA	1800329-14 OF-RW44-INF01-0218 0.1...	8.07e3	91.3	NO
2	2 13C5-PFHxA	1800329-14 OF-RW44-INF01-0218 0.1...	9.64e3	64.9	NO
3	3 13C3-PFHxS	1800329-14 OF-RW44-INF01-0218 0.1...	2.47e3	73.7	NO
4	4 13C8-PFOA	1800329-14 OF-RW44-INF01-0218 0.1...	9.10e3	70.9	NO
5	5 13C9-PFNA	1800329-14 OF-RW44-INF01-0218 0.1...	1.04e4	87.1	NO
6	6 13C4-PFOS	1800329-14 OF-RW44-INF01-0218 0.1...	2.60e3	70.7	NO
7	7 13C6-PFDA	1800329-14 OF-RW44-INF01-0218 0.1...	1.07e4	72.7	NO
8	8 13C7-PFUDa	1800329-14 OF-RW44-INF01-0218 0.1...	1.24e4	73.9	NO

Name: 180228M1_89, Date: 01-Mar-2018, Time: 13:23:18, ID: 1800329-15 OF-RW44-MID01-0218 0.12094, Description: OF-RW44-MID01-0218

	# Name	ID	Area	%Rec	Area Out
1	1 13C4-PFBA	1800329-15 OF-RW44-MID01-0218 0.1...	6.92e3	78.3	NO
2	2 13C5-PFHxA	1800329-15 OF-RW44-MID01-0218 0.1...	8.64e3	58.1	NO
3	3 13C3-PFHxS	1800329-15 OF-RW44-MID01-0218 0.1...	2.40e3	71.8	NO
4	4 13C8-PFOA	1800329-15 OF-RW44-MID01-0218 0.1...	7.97e3	62.1	NO
5	5 13C9-PFNA	1800329-15 OF-RW44-MID01-0218 0.1...	8.61e3	72.3	NO
6	6 13C4-PFOS	1800329-15 OF-RW44-MID01-0218 0.1...	2.08e3	56.6	NO
7	7 13C6-PFDA	1800329-15 OF-RW44-MID01-0218 0.1...	9.13e3	62.2	NO
8	8 13C7-PFUDa	1800329-15 OF-RW44-MID01-0218 0.1...	1.11e4	66.2	NO

Name: 180228M1_90, Date: 01-Mar-2018, Time: 13:34:48, ID: 1800329-16 OF-RW44-EFF01-0218 0.11743, Description: OF-RW44-EFF01-0218

	# Name	ID	Area	%Rec	Area Out
1	1 13C4-PFBA	1800329-16 OF-RW44-EFF01-0218 0.1...	7.34e3	83.0	NO
2	2 13C5-PFHxA	1800329-16 OF-RW44-EFF01-0218 0.1...	8.55e3	57.5	NO
3	3 13C3-PFHxS	1800329-16 OF-RW44-EFF01-0218 0.1...	2.17e3	65.0	NO
4	4 13C8-PFOA	1800329-16 OF-RW44-EFF01-0218 0.1...	7.93e3	61.8	NO
5	5 13C9-PFNA	1800329-16 OF-RW44-EFF01-0218 0.1...	8.67e3	72.8	NO
6	6 13C4-PFOS	1800329-16 OF-RW44-EFF01-0218 0.1...	2.46e3	67.0	NO
7	7 13C6-PFDA	1800329-16 OF-RW44-EFF01-0218 0.1...	9.09e3	61.9	NO
8	8 13C7-PFUDa	1800329-16 OF-RW44-EFF01-0218 0.1...	9.58e3	56.9	NO

Dataset: Untitled

Last Altered: Friday, March 02, 2018 09:49:55 Pacific Standard Time

Printed: Friday, March 02, 2018 09:54:04 Pacific Standard Time

Name: 180228M1_91, Date: 01-Mar-2018, Time: 13:46:17, ID: 1800329-17 OF-RW44-FB01-0218 0.12155, Description: OF-RW44-FB01-0218

	# Name	ID	Area	%Rec	Area Out
1	1 13C4-PFBA	1800329-17 OF-RW44-FB01-0218 0.12...	7.46e3	84.3	NO
2	2 13C5-PFHxA	1800329-17 OF-RW44-FB01-0218 0.12...	9.27e3	62.3	NO
3	3 13C3-PFHxS	1800329-17 OF-RW44-FB01-0218 0.12...	2.36e3	70.5	NO
4	4 13C8-PFOA	1800329-17 OF-RW44-FB01-0218 0.12...	7.99e3	62.2	NO
5	5 13C9-PFNA	1800329-17 OF-RW44-FB01-0218 0.12...	9.56e3	80.2	NO
6	6 13C4-PFOS	1800329-17 OF-RW44-FB01-0218 0.12...	2.50e3	68.2	NO
7	7 13C6-PFDA	1800329-17 OF-RW44-FB01-0218 0.12...	9.97e3	67.8	NO
8	8 13C7-PFUdA	1800329-17 OF-RW44-FB01-0218 0.12...	1.10e4	65.2	NO

Name: 180228M1_92, Date: 01-Mar-2018, Time: 13:57:47, ID: 1800329-18 OF-RW42B-INF01-0218 0.11569, Description: OF-RW42B-INF01-0218

	# Name	ID	Area	%Rec	Area Out
1	1 13C4-PFBA	1800329-18 OF-RW42B-INF01-0218 0....	7.84e3	88.7	NO
2	2 13C5-PFHxA	1800329-18 OF-RW42B-INF01-0218 0....	8.76e3	58.9	NO
3	3 13C3-PFHxS	1800329-18 OF-RW42B-INF01-0218 0....	2.09e3	62.4	NO
4	4 13C8-PFOA	1800329-18 OF-RW42B-INF01-0218 0....	8.68e3	67.6	NO
5	5 13C9-PFNA	1800329-18 OF-RW42B-INF01-0218 0....	8.94e3	75.0	NO
6	6 13C4-PFOS	1800329-18 OF-RW42B-INF01-0218 0....	2.06e3	56.1	NO
7	7 13C6-PFDA	1800329-18 OF-RW42B-INF01-0218 0....	1.05e4	71.3	NO
8	8 13C7-PFUdA	1800329-18 OF-RW42B-INF01-0218 0....	1.16e4	68.9	NO

Name: 180228M1_93, Date: 01-Mar-2018, Time: 14:09:16, ID: B8B0122-BS1 OPR 0.125, Description: OPR

	# Name	ID	Area	%Rec	Area Out
1	1 13C4-PFBA	B8B0122-BS1 OPR 0.125	6.20e3	70.1	NO
2	2 13C5-PFHxA	B8B0122-BS1 OPR 0.125	8.03e3	54.0	NO
3	3 13C3-PFHxS	B8B0122-BS1 OPR 0.125	2.23e3	66.7	NO
4	4 13C8-PFOA	B8B0122-BS1 OPR 0.125	9.01e3	70.2	NO
5	5 13C9-PFNA	B8B0122-BS1 OPR 0.125	8.85e3	74.3	NO
6	6 13C4-PFOS	B8B0122-BS1 OPR 0.125	2.11e3	57.4	NO
7	7 13C6-PFDA	B8B0122-BS1 OPR 0.125	7.95e3	54.1	NO
8	8 13C7-PFUdA	B8B0122-BS1 OPR 0.125	1.15e4	68.1	NO

Name: 180228M1_94, Date: 01-Mar-2018, Time: 14:20:46, ID: B8B0122-BSD1 LCSD 0.125, Description: LCSD

	# Name	ID	Area	%Rec	Area Out
1	1 13C4-PFBA	B8B0122-BSD1 LCSD 0.125	5.24e3	59.3	NO
2	2 13C5-PFHxA	B8B0122-BSD1 LCSD 0.125	6.85e3	46.1	YES
3	3 13C3-PFHxS	B8B0122-BSD1 LCSD 0.125	2.53e3	75.6	NO
4	4 13C8-PFOA	B8B0122-BSD1 LCSD 0.125	5.25e3	40.9	YES
5	5 13C9-PFNA	B8B0122-BSD1 LCSD 0.125	8.25e3	69.2	NO
6	6 13C4-PFOS	B8B0122-BSD1 LCSD 0.125	2.56e3	69.7	NO
7	7 13C6-PFDA	B8B0122-BSD1 LCSD 0.125	7.49e3	51.0	NO
8	8 13C7-PFUdA	B8B0122-BSD1 LCSD 0.125	1.13e4	66.9	NO

Dataset: Untitled

Last Altered: Friday, March 02, 2018 09:49:55 Pacific Standard Time

Printed: Friday, March 02, 2018 09:54:04 Pacific Standard Time

Name: 180228M1_95, Date: 01-Mar-2018, Time: 14:32:16, ID: B8B0122-BLK1 Method Blank 0.125, Description: Method Blank

	# Name	ID	Area	%Rec	Area Out
1	1 13C4-PFBA	B8B0122-BLK1 Method Blank 0.125	6.94e3	78.5	NO
2	2 13C5-PFHxA	B8B0122-BLK1 Method Blank 0.125	8.41e3	56.6	NO
3	3 13C3-PFHxS	B8B0122-BLK1 Method Blank 0.125	2.65e3	79.1	NO
4	4 13C8-PFOA	B8B0122-BLK1 Method Blank 0.125	7.12e3	55.5	NO
5	5 13C9-PFNA	B8B0122-BLK1 Method Blank 0.125	8.93e3	74.9	NO
6	6 13C4-PFOS	B8B0122-BLK1 Method Blank 0.125	2.58e3	70.3	NO
7	7 13C6-PFDA	B8B0122-BLK1 Method Blank 0.125	9.49e3	64.6	NO
8	8 13C7-PFUDa	B8B0122-BLK1 Method Blank 0.125	1.27e4	75.2	NO

Name: 180228M1_96, Date: 01-Mar-2018, Time: 14:43:45, ID: 1800323-01 OF-RW83-0218 0.11418, Description: OF-RW83-0218

	# Name	ID	Area	%Rec	Area Out
1	1 13C4-PFBA	1800323-01 OF-RW83-0218 0.11418	3.40e3	38.5	YES
2	2 13C5-PFHxA	1800323-01 OF-RW83-0218 0.11418	5.46e3	36.7	YES
3	3 13C3-PFHxS	1800323-01 OF-RW83-0218 0.11418	2.39e3	71.4	NO
4	4 13C8-PFOA	1800323-01 OF-RW83-0218 0.11418	5.78e3	45.1	YES
5	5 13C9-PFNA	1800323-01 OF-RW83-0218 0.11418	6.94e3	58.2	NO
6	6 13C4-PFOS	1800323-01 OF-RW83-0218 0.11418	2.83e3	77.1	NO
7	7 13C6-PFDA	1800323-01 OF-RW83-0218 0.11418	7.38e3	50.2	NO
8	8 13C7-PFUDa	1800323-01 OF-RW83-0218 0.11418	9.14e3	54.2	NO

Name: 180228M1_97, Date: 01-Mar-2018, Time: 14:55:15, ID: 1800323-02 OF-FB83-0218 0.11591, Description: OF-FB83-0218

	# Name	ID	Area	%Rec	Area Out
1	1 13C4-PFBA	1800323-02 OF-FB83-0218 0.11591	6.79e3	76.8	NO
2	2 13C5-PFHxA	1800323-02 OF-FB83-0218 0.11591	8.39e3	56.4	NO
3	3 13C3-PFHxS	1800323-02 OF-FB83-0218 0.11591	2.84e3	84.9	NO
4	4 13C8-PFOA	1800323-02 OF-FB83-0218 0.11591	9.15e3	71.3	NO
5	5 13C9-PFNA	1800323-02 OF-FB83-0218 0.11591	8.53e3	71.6	NO
6	6 13C4-PFOS	1800323-02 OF-FB83-0218 0.11591	2.73e3	74.2	NO
7	7 13C6-PFDA	1800323-02 OF-FB83-0218 0.11591	1.09e4	73.9	NO
8	8 13C7-PFUDa	1800323-02 OF-FB83-0218 0.11591	1.07e4	63.7	NO

Name: 180228M1_98, Date: 01-Mar-2018, Time: 15:06:44, ID: 1800323-03 OF-RW38-0218 0.11407, Description: OF-RW38-0218

	# Name	ID	Area	%Rec	Area Out
1	1 13C4-PFBA	1800323-03 OF-RW38-0218 0.11407	6.97e3	78.9	NO
2	2 13C5-PFHxA	1800323-03 OF-RW38-0218 0.11407	8.89e3	59.8	NO
3	3 13C3-PFHxS	1800323-03 OF-RW38-0218 0.11407	2.75e3	82.3	NO
4	4 13C8-PFOA	1800323-03 OF-RW38-0218 0.11407	8.27e3	64.4	NO
5	5 13C9-PFNA	1800323-03 OF-RW38-0218 0.11407	9.67e3	81.1	NO
6	6 13C4-PFOS	1800323-03 OF-RW38-0218 0.11407	2.95e3	80.2	NO
7	7 13C6-PFDA	1800323-03 OF-RW38-0218 0.11407	1.01e4	68.4	NO
8	8 13C7-PFUDa	1800323-03 OF-RW38-0218 0.11407	1.17e4	69.7	NO

Dataset: Untitled

Last Altered: Friday, March 02, 2018 09:49:55 Pacific Standard Time

Printed: Friday, March 02, 2018 09:54:04 Pacific Standard Time

Name: 180228M1_99, Date: 01-Mar-2018, Time: 15:18:14, ID: 1800323-04 OF-FB38-0218 0.11688, Description: OF-FB38-0218

	# Name	ID	Area	%Rec	Area Out
1	1 13C4-PFBA	1800323-04 OF-FB38-0218 0.11688	6.56e3	74.2	NO
2	2 13C5-PFHxA	1800323-04 OF-FB38-0218 0.11688	8.22e3	55.3	NO
3	3 13C3-PFHxS	1800323-04 OF-FB38-0218 0.11688	2.54e3	76.0	NO
4	4 13C8-PFOA	1800323-04 OF-FB38-0218 0.11688	8.22e3	64.1	NO
5	5 13C9-PFNA	1800323-04 OF-FB38-0218 0.11688	8.43e3	70.7	NO
6	6 13C4-PFOS	1800323-04 OF-FB38-0218 0.11688	2.49e3	67.7	NO
7	7 13C6-PFDA	1800323-04 OF-FB38-0218 0.11688	1.10e4	74.6	NO
8	8 13C7-PFUDa	1800323-04 OF-FB38-0218 0.11688	1.29e4	76.3	NO

Name: 180228M1_100, Date: 01-Mar-2018, Time: 15:29:43, ID: 1800323-05 OF-RW43-0218 0.1084, Description: OF-RW43-0218

	# Name	ID	Area	%Rec	Area Out
1	1 13C4-PFBA	1800323-05 OF-RW43-0218 0.1084	8.45e3	95.6	NO
2	2 13C5-PFHxA	1800323-05 OF-RW43-0218 0.1084	1.09e4	73.0	NO
3	3 13C3-PFHxS	1800323-05 OF-RW43-0218 0.1084	2.63e3	78.6	NO
4	4 13C8-PFOA	1800323-05 OF-RW43-0218 0.1084	9.38e3	73.1	NO
5	5 13C9-PFNA	1800323-05 OF-RW43-0218 0.1084	1.05e4	87.9	NO
6	6 13C4-PFOS	1800323-05 OF-RW43-0218 0.1084	2.88e3	78.4	NO
7	7 13C6-PFDA	1800323-05 OF-RW43-0218 0.1084	9.22e3	62.7	NO
8	8 13C7-PFUDa	1800323-05 OF-RW43-0218 0.1084	1.26e4	74.6	NO

Name: 180228M1_101, Date: 01-Mar-2018, Time: 15:41:13, ID: 1800323-06 OF-FB43-0218 0.10942, Description: OF-FB43-0218

	# Name	ID	Area	%Rec	Area Out
1	1 13C4-PFBA	1800323-06 OF-FB43-0218 0.10942	6.98e3	78.9	NO
2	2 13C5-PFHxA	1800323-06 OF-FB43-0218 0.10942	9.84e3	66.2	NO
3	3 13C3-PFHxS	1800323-06 OF-FB43-0218 0.10942	2.59e3	77.3	NO
4	4 13C8-PFOA	1800323-06 OF-FB43-0218 0.10942	9.41e3	73.3	NO
5	5 13C9-PFNA	1800323-06 OF-FB43-0218 0.10942	8.82e3	74.0	NO
6	6 13C4-PFOS	1800323-06 OF-FB43-0218 0.10942	2.82e3	76.9	NO
7	7 13C6-PFDA	1800323-06 OF-FB43-0218 0.10942	1.04e4	70.9	NO
8	8 13C7-PFUDa	1800323-06 OF-FB43-0218 0.10942	1.35e4	80.3	NO

Name: 180228M1_102, Date: 01-Mar-2018, Time: 15:52:43, ID: 1800323-07 OF-RW08-0218 0.11646, Description: OF-RW08-0218

	# Name	ID	Area	%Rec	Area Out
1	1 13C4-PFBA	1800323-07 OF-RW08-0218 0.11646	3.68e3	41.6	YES
2	2 13C5-PFHxA	1800323-07 OF-RW08-0218 0.11646	4.04e3	27.2	YES
3	3 13C3-PFHxS	1800323-07 OF-RW08-0218 0.11646	2.68e3	80.1	NO
4	4 13C8-PFOA	1800323-07 OF-RW08-0218 0.11646	3.09e3	24.0	YES
5	5 13C9-PFNA	1800323-07 OF-RW08-0218 0.11646	4.07e3	34.1	YES
6	6 13C4-PFOS	1800323-07 OF-RW08-0218 0.11646	2.88e3	78.3	NO
7	7 13C6-PFDA	1800323-07 OF-RW08-0218 0.11646	5.30e3	36.1	YES
8	8 13C7-PFUDa	1800323-07 OF-RW08-0218 0.11646	6.68e3	39.7	YES

Dataset: Untitled

Last Altered: Friday, March 02, 2018 09:49:55 Pacific Standard Time

Printed: Friday, March 02, 2018 09:54:04 Pacific Standard Time

Name: 180228M1_103, Date: 01-Mar-2018, Time: 16:04:11, ID: 1800323-08 OF-FB08-0218 0.11707, Description: OF-FB08-0218

	# Name	ID	Area	%Rec	Area Out
1	1 13C4-PFBA	1800323-08 OF-FB08-0218 0.11707	7.02e3	79.4	NO
2	2 13C5-PFHxA	1800323-08 OF-FB08-0218 0.11707	8.26e3	55.6	NO
3	3 13C3-PFHxS	1800323-08 OF-FB08-0218 0.11707	2.54e3	75.8	NO
4	4 13C8-PFOA	1800323-08 OF-FB08-0218 0.11707	8.45e3	65.8	NO
5	5 13C9-PFNA	1800323-08 OF-FB08-0218 0.11707	8.81e3	73.9	NO
6	6 13C4-PFOS	1800323-08 OF-FB08-0218 0.11707	2.55e3	69.4	NO
7	7 13C6-PFDA	1800323-08 OF-FB08-0218 0.11707	9.91e3	67.4	NO
8	8 13C7-PFUDa	1800323-08 OF-FB08-0218 0.11707	1.10e4	65.3	NO

Name: 180228M1_104, Date: 01-Mar-2018, Time: 16:15:38, ID: 1800323-09 OF-RW16-0218 0.11565, Description: OF-RW16-0218

	# Name	ID	Area	%Rec	Area Out
1	1 13C4-PFBA	1800323-09 OF-RW16-0218 0.11565	8.22e3	93.0	NO
2	2 13C5-PFHxA	1800323-09 OF-RW16-0218 0.11565	9.52e3	64.0	NO
3	3 13C3-PFHxS	1800323-09 OF-RW16-0218 0.11565	2.63e3	78.6	NO
4	4 13C8-PFOA	1800323-09 OF-RW16-0218 0.11565	8.82e3	68.7	NO
5	5 13C9-PFNA	1800323-09 OF-RW16-0218 0.11565	1.09e4	91.3	NO
6	6 13C4-PFOS	1800323-09 OF-RW16-0218 0.11565	2.96e3	80.7	NO
7	7 13C6-PFDA	1800323-09 OF-RW16-0218 0.11565	9.47e3	64.5	NO
8	8 13C7-PFUDa	1800323-09 OF-RW16-0218 0.11565	1.02e4	60.4	NO

Name: 180228M1_105, Date: 01-Mar-2018, Time: 16:27:08, ID: 1800323-10 OF-FB16-0218 0.11729, Description: OF-FB16-0218

	# Name	ID	Area	%Rec	Area Out
1	1 13C4-PFBA	1800323-10 OF-FB16-0218 0.11729	7.65e3	86.5	NO
2	2 13C5-PFHxA	1800323-10 OF-FB16-0218 0.11729	9.32e3	62.7	NO
3	3 13C3-PFHxS	1800323-10 OF-FB16-0218 0.11729	2.81e3	83.9	NO
4	4 13C8-PFOA	1800323-10 OF-FB16-0218 0.11729	9.19e3	71.7	NO
5	5 13C9-PFNA	1800323-10 OF-FB16-0218 0.11729	1.06e4	88.7	NO
6	6 13C4-PFOS	1800323-10 OF-FB16-0218 0.11729	2.95e3	80.1	NO
7	7 13C6-PFDA	1800323-10 OF-FB16-0218 0.11729	8.94e3	60.8	NO
8	8 13C7-PFUDa	1800323-10 OF-FB16-0218 0.11729	1.09e4	64.9	NO

Name: 180228M1_106, Date: 01-Mar-2018, Time: 16:38:35, ID: 1800324-01 OF-RW63-0218 0.11462, Description: OF-RW63-0218

	# Name	ID	Area	%Rec	Area Out
1	1 13C4-PFBA	1800324-01 OF-RW63-0218 0.11462	3.31e3	37.4	YES
2	2 13C5-PFHxA	1800324-01 OF-RW63-0218 0.11462	3.92e3	26.4	YES
3	3 13C3-PFHxS	1800324-01 OF-RW63-0218 0.11462	3.25e3	97.1	NO
4	4 13C8-PFOA	1800324-01 OF-RW63-0218 0.11462	4.60e3	35.8	YES
5	5 13C9-PFNA	1800324-01 OF-RW63-0218 0.11462	5.65e3	47.4	YES
6	6 13C4-PFOS	1800324-01 OF-RW63-0218 0.11462	3.62e3	98.5	NO
7	7 13C6-PFDA	1800324-01 OF-RW63-0218 0.11462	5.65e3	38.4	YES
8	8 13C7-PFUDa	1800324-01 OF-RW63-0218 0.11462	9.43e3	56.0	NO

Dataset: Untitled

Last Altered: Friday, March 02, 2018 09:49:55 Pacific Standard Time

Printed: Friday, March 02, 2018 09:54:04 Pacific Standard Time

Name: 180228M1_107, Date: 01-Mar-2018, Time: 16:50:02, ID: 1800324-02 OF-FB63-0218 0.11622, Description: OF-FB63-0218

	# Name	ID	Area	%Rec	Area Out
1	1 13C4-PFBA	1800324-02 OF-FB63-0218 0.11622	7.37e3	83.4	NO
2	2 13C5-PFHxA	1800324-02 OF-FB63-0218 0.11622	9.55e3	64.3	NO
3	3 13C3-PFHxS	1800324-02 OF-FB63-0218 0.11622	2.79e3	83.2	NO
4	4 13C8-PFOA	1800324-02 OF-FB63-0218 0.11622	8.25e3	64.3	NO
5	5 13C9-PFNA	1800324-02 OF-FB63-0218 0.11622	8.29e3	69.6	NO
6	6 13C4-PFOS	1800324-02 OF-FB63-0218 0.11622	2.67e3	72.6	NO
7	7 13C6-PFDA	1800324-02 OF-FB63-0218 0.11622	7.58e3	51.6	NO
8	8 13C7-PFUdA	1800324-02 OF-FB63-0218 0.11622	1.15e4	68.3	NO

Name: 180228M1_108, Date: 01-Mar-2018, Time: 17:01:29, ID: IPA, Description: IPA

	# Name	ID	Area	%Rec	Area Out
1	1 13C4-PFBA	IPA			NO
2	2 13C5-PFHxA	IPA			NO
3	3 13C3-PFHxS	IPA			NO
4	4 13C8-PFOA	IPA			NO
5	5 13C9-PFNA	IPA			NO
6	6 13C4-PFOS	IPA			NO
7	7 13C6-PFDA	IPA			NO
8	8 13C7-PFUdA	IPA			NO

Name: 180228M1_109, Date: 01-Mar-2018, Time: 17:12:55, ID: ST180228M1-15 PFC CS3 18B2317, Description: PFC CS3 18B2317

	# Name	ID	Area	%Rec	Area Out
1	1 13C4-PFBA	ST180228M1-15 PFC CS3 18B2317	1.32e4	149.8	NO
2	2 13C5-PFHxA	ST180228M1-15 PFC CS3 18B2317	1.57e4	105.7	NO
3	3 13C3-PFHxS	ST180228M1-15 PFC CS3 18B2317	3.87e3	115.6	NO
4	4 13C8-PFOA	ST180228M1-15 PFC CS3 18B2317	1.47e4	114.7	NO
5	5 13C9-PFNA	ST180228M1-15 PFC CS3 18B2317	1.40e4	117.5	NO
6	6 13C4-PFOS	ST180228M1-15 PFC CS3 18B2317	3.99e3	108.5	NO
7	7 13C6-PFDA	ST180228M1-15 PFC CS3 18B2317	1.42e4	96.7	NO
8	8 13C7-PFUdA	ST180228M1-15 PFC CS3 18B2317	1.75e4	104.1	NO

Name: 180228M1_110, Date: 01-Mar-2018, Time: 17:24:22, ID: IPA, Description: IPA

	# Name	ID	Area	%Rec	Area Out
1	1 13C4-PFBA	IPA			NO
2	2 13C5-PFHxA	IPA			NO
3	3 13C3-PFHxS	IPA			NO
4	4 13C8-PFOA	IPA			NO
5	5 13C9-PFNA	IPA			NO
6	6 13C4-PFOS	IPA			NO
7	7 13C6-PFDA	IPA			NO
8	8 13C7-PFUdA	IPA			NO

Dataset: Untitled

Last Altered: Friday, March 02, 2018 09:49:55 Pacific Standard Time

Printed: Friday, March 02, 2018 09:54:04 Pacific Standard Time

Name: 180228M1_111, Date: 01-Mar-2018, Time: 17:35:51, ID: 1800324-03 OF-RW23-0218 0.11311, Description: OF-RW23-0218

	# Name	ID	Area	%Rec	Area Out
1	1 13C4-PFBA	1800324-03 OF-RW23-0218 0.11311	7.77e3	87.9	NO
2	2 13C5-PFHxA	1800324-03 OF-RW23-0218 0.11311	9.53e3	64.1	NO
3	3 13C3-PFHxS	1800324-03 OF-RW23-0218 0.11311	2.96e3	88.4	NO
4	4 13C8-PFOA	1800324-03 OF-RW23-0218 0.11311	8.84e3	68.9	NO
5	5 13C9-PFNA	1800324-03 OF-RW23-0218 0.11311	1.06e4	89.1	NO
6	6 13C4-PFOS	1800324-03 OF-RW23-0218 0.11311	2.93e3	79.7	NO
7	7 13C6-PFDA	1800324-03 OF-RW23-0218 0.11311	9.93e3	67.6	NO
8	8 13C7-PFUDa	1800324-03 OF-RW23-0218 0.11311	1.11e4	65.8	NO

Name: 180228M1_112, Date: 01-Mar-2018, Time: 17:47:22, ID: 1800324-04 OF-FB23-0218 0.11692, Description: OF-FB23-0218

	# Name	ID	Area	%Rec	Area Out
1	1 13C4-PFBA	1800324-04 OF-FB23-0218 0.11692	7.30e3	82.6	NO
2	2 13C5-PFHxA	1800324-04 OF-FB23-0218 0.11692	1.06e4	71.0	NO
3	3 13C3-PFHxS	1800324-04 OF-FB23-0218 0.11692	3.14e3	93.8	NO
4	4 13C8-PFOA	1800324-04 OF-FB23-0218 0.11692	1.05e4	81.6	NO
5	5 13C9-PFNA	1800324-04 OF-FB23-0218 0.11692	1.06e4	88.9	NO
6	6 13C4-PFOS	1800324-04 OF-FB23-0218 0.11692	3.37e3	91.6	NO
7	7 13C6-PFDA	1800324-04 OF-FB23-0218 0.11692	1.16e4	78.8	NO
8	8 13C7-PFUDa	1800324-04 OF-FB23-0218 0.11692	1.48e4	87.9	NO

Name: 180228M1_113, Date: 01-Mar-2018, Time: 17:58:51, ID: 1800324-05 OF-RW28-0218 0.11227, Description: OF-RW28-0218

	# Name	ID	Area	%Rec	Area Out
1	1 13C4-PFBA	1800324-05 OF-RW28-0218 0.11227	8.02e3	90.7	NO
2	2 13C5-PFHxA	1800324-05 OF-RW28-0218 0.11227	9.90e3	66.6	NO
3	3 13C3-PFHxS	1800324-05 OF-RW28-0218 0.11227	3.24e3	96.9	NO
4	4 13C8-PFOA	1800324-05 OF-RW28-0218 0.11227	7.98e3	62.2	NO
5	5 13C9-PFNA	1800324-05 OF-RW28-0218 0.11227	1.04e4	86.9	NO
6	6 13C4-PFOS	1800324-05 OF-RW28-0218 0.11227	3.12e3	85.0	NO
7	7 13C6-PFDA	1800324-05 OF-RW28-0218 0.11227	1.09e4	74.0	NO
8	8 13C7-PFUDa	1800324-05 OF-RW28-0218 0.11227	1.31e4	77.9	NO

Name: 180228M1_114, Date: 01-Mar-2018, Time: 18:10:21, ID: 1800324-06 OF-FB28-0218 0.11581, Description: OF-FB28-0218

	# Name	ID	Area	%Rec	Area Out
1	1 13C4-PFBA	1800324-06 OF-FB28-0218 0.11581	7.63e3	86.4	NO
2	2 13C5-PFHxA	1800324-06 OF-FB28-0218 0.11581	8.86e3	59.6	NO
3	3 13C3-PFHxS	1800324-06 OF-FB28-0218 0.11581	3.17e3	94.7	NO
4	4 13C8-PFOA	1800324-06 OF-FB28-0218 0.11581	8.71e3	67.9	NO
5	5 13C9-PFNA	1800324-06 OF-FB28-0218 0.11581	9.05e3	75.9	NO
6	6 13C4-PFOS	1800324-06 OF-FB28-0218 0.11581	3.57e3	97.2	NO
7	7 13C6-PFDA	1800324-06 OF-FB28-0218 0.11581	1.12e4	76.2	NO
8	8 13C7-PFUDa	1800324-06 OF-FB28-0218 0.11581	1.19e4	70.6	NO

Dataset: Untitled

Last Altered: Friday, March 02, 2018 09:49:55 Pacific Standard Time

Printed: Friday, March 02, 2018 09:54:04 Pacific Standard Time

Name: 180228M1_115, Date: 01-Mar-2018, Time: 18:21:50, ID: 1800324-07 OF-RW60-0218 0.11223, Description: OF-RW60-0218

	# Name	ID	Area	%Rec	Area Out
1	1 13C4-PFBA	1800324-07 OF-RW60-0218 0.11223	3.38e3	38.2	YES
2	2 13C5-PFHxA	1800324-07 OF-RW60-0218 0.11223	4.39e3	29.6	YES
3	3 13C3-PFHxS	1800324-07 OF-RW60-0218 0.11223	2.63e3	78.7	NO
4	4 13C8-PFOA	1800324-07 OF-RW60-0218 0.11223	5.00e3	38.9	YES
5	5 13C9-PFNA	1800324-07 OF-RW60-0218 0.11223	6.36e3	53.4	NO
6	6 13C4-PFOS	1800324-07 OF-RW60-0218 0.11223	2.97e3	80.7	NO
7	7 13C6-PFDA	1800324-07 OF-RW60-0218 0.11223	7.27e3	49.5	YES
8	8 13C7-PFUdA	1800324-07 OF-RW60-0218 0.11223	9.94e3	59.0	NO

Name: 180228M1_116, Date: 01-Mar-2018, Time: 18:33:20, ID: 1800324-08 OF-RW60P-0218 0.11541, Description: OF-RW60P-0218

	# Name	ID	Area	%Rec	Area Out
1	1 13C4-PFBA	1800324-08 OF-RW60P-0218 0.11541	7.30e3	82.6	NO
2	2 13C5-PFHxA	1800324-08 OF-RW60P-0218 0.11541	8.64e3	58.1	NO
3	3 13C3-PFHxS	1800324-08 OF-RW60P-0218 0.11541	2.78e3	83.2	NO
4	4 13C8-PFOA	1800324-08 OF-RW60P-0218 0.11541	8.59e3	66.9	NO
5	5 13C9-PFNA	1800324-08 OF-RW60P-0218 0.11541	9.85e3	82.7	NO
6	6 13C4-PFOS	1800324-08 OF-RW60P-0218 0.11541	3.15e3	85.8	NO
7	7 13C6-PFDA	1800324-08 OF-RW60P-0218 0.11541	1.02e4	69.3	NO
8	8 13C7-PFUdA	1800324-08 OF-RW60P-0218 0.11541	9.76e3	57.9	NO

Name: 180228M1_117, Date: 01-Mar-2018, Time: 18:44:47, ID: 1800324-09 OF-FB60-0218 0.11817, Description: OF-FB60-0218

	# Name	ID	Area	%Rec	Area Out
1	1 13C4-PFBA	1800324-09 OF-FB60-0218 0.11817	7.17e3	81.1	NO
2	2 13C5-PFHxA	1800324-09 OF-FB60-0218 0.11817	1.09e4	73.2	NO
3	3 13C3-PFHxS	1800324-09 OF-FB60-0218 0.11817	2.89e3	86.3	NO
4	4 13C8-PFOA	1800324-09 OF-FB60-0218 0.11817	8.42e3	65.6	NO
5	5 13C9-PFNA	1800324-09 OF-FB60-0218 0.11817	1.03e4	86.7	NO
6	6 13C4-PFOS	1800324-09 OF-FB60-0218 0.11817	2.90e3	79.0	NO
7	7 13C6-PFDA	1800324-09 OF-FB60-0218 0.11817	1.20e4	81.4	NO
8	8 13C7-PFUdA	1800324-09 OF-FB60-0218 0.11817	1.40e4	83.3	NO

Name: 180228M1_118, Date: 01-Mar-2018, Time: 18:56:13, ID: 1800324-10 OF-RW42C-0218 0.11358, Description: OF-RW42C-0218

	# Name	ID	Area	%Rec	Area Out
1	1 13C4-PFBA	1800324-10 OF-RW42C-0218 0.11358	4.83e3	54.6	NO
2	2 13C5-PFHxA	1800324-10 OF-RW42C-0218 0.11358	6.48e3	43.6	YES
3	3 13C3-PFHxS	1800324-10 OF-RW42C-0218 0.11358	2.51e3	74.9	NO
4	4 13C8-PFOA	1800324-10 OF-RW42C-0218 0.11358	6.97e3	54.3	NO
5	5 13C9-PFNA	1800324-10 OF-RW42C-0218 0.11358	7.79e3	65.4	NO
6	6 13C4-PFOS	1800324-10 OF-RW42C-0218 0.11358	2.57e3	70.0	NO
7	7 13C6-PFDA	1800324-10 OF-RW42C-0218 0.11358	8.37e3	56.9	NO
8	8 13C7-PFUdA	1800324-10 OF-RW42C-0218 0.11358	1.15e4	68.0	NO

Dataset: Untitled

Last Altered: Friday, March 02, 2018 09:49:55 Pacific Standard Time

Printed: Friday, March 02, 2018 09:54:04 Pacific Standard Time

Name: 180228M1_119, Date: 01-Mar-2018, Time: 19:07:40, ID: B8B0068-BS1 OPR 0.25, Description: OPR

#	Name	ID	Area	%Rec	Area Out
1	1 13C4-PFBA	B8B0068-BS1 OPR 0.25	7.80e3	88.2	NO
2	2 13C5-PFHxA	B8B0068-BS1 OPR 0.25	8.83e3	59.4	NO
3	3 13C3-PFHxS	B8B0068-BS1 OPR 0.25	2.31e3	69.0	NO
4	4 13C8-PFOA	B8B0068-BS1 OPR 0.25	7.52e3	58.6	NO
5	5 13C9-PFNA	B8B0068-BS1 OPR 0.25	9.15e3	76.8	NO
6	6 13C4-PFOS	B8B0068-BS1 OPR 0.25	2.21e3	60.2	NO
7	7 13C6-PFDA	B8B0068-BS1 OPR 0.25	8.63e3	58.8	NO
8	8 13C7-PFUDa	B8B0068-BS1 OPR 0.25	9.47e3	56.2	NO

Name: 180228M1_120, Date: 01-Mar-2018, Time: 19:19:07, ID: B8B0068-BLK1 Method Blank 0.25, Description: Method Blank

#	Name	ID	Area	%Rec	Area Out
1	1 13C4-PFBA	B8B0068-BLK1 Method Blank 0.25	7.46e3	84.4	NO
2	2 13C5-PFHxA	B8B0068-BLK1 Method Blank 0.25	9.05e3	60.9	NO
3	3 13C3-PFHxS	B8B0068-BLK1 Method Blank 0.25	2.12e3	63.4	NO
4	4 13C8-PFOA	B8B0068-BLK1 Method Blank 0.25	8.02e3	62.5	NO
5	5 13C9-PFNA	B8B0068-BLK1 Method Blank 0.25	9.07e3	76.1	NO
6	6 13C4-PFOS	B8B0068-BLK1 Method Blank 0.25	2.31e3	62.9	NO
7	7 13C6-PFDA	B8B0068-BLK1 Method Blank 0.25	8.78e3	59.8	NO
8	8 13C7-PFUDa	B8B0068-BLK1 Method Blank 0.25	9.38e3	55.7	NO

Name: 180228M1_121, Date: 01-Mar-2018, Time: 19:30:37, ID: 1800272-01 MtBE_7256 0.26427, Description: MtBE_7256

#	Name	ID	Area	%Rec	Area Out
1	1 13C4-PFBA	1800272-01 MtBE_7256 0.26427	7.43e3	84.1	NO
2	2 13C5-PFHxA	1800272-01 MtBE_7256 0.26427	8.42e3	56.6	NO
3	3 13C3-PFHxS	1800272-01 MtBE_7256 0.26427	2.39e3	71.3	NO
4	4 13C8-PFOA	1800272-01 MtBE_7256 0.26427	7.94e3	61.9	NO
5	5 13C9-PFNA	1800272-01 MtBE_7256 0.26427	7.47e3	62.7	NO
6	6 13C4-PFOS	1800272-01 MtBE_7256 0.26427	2.52e3	68.7	NO
7	7 13C6-PFDA	1800272-01 MtBE_7256 0.26427	8.11e3	55.2	NO
8	8 13C7-PFUDa	1800272-01 MtBE_7256 0.26427	9.57e3	56.8	NO

Name: 180228M1_122, Date: 01-Mar-2018, Time: 19:42:07, ID: 1800286-01 GW2125180205RAP 0.25961, Description: GW2125180205RAP

#	Name	ID	Area	%Rec	Area Out
1	1 13C4-PFBA	1800286-01 GW2125180205RAP 0.259...	7.02e3	79.4	NO
2	2 13C5-PFHxA	1800286-01 GW2125180205RAP 0.259...	8.25e3	55.5	NO
3	3 13C3-PFHxS	1800286-01 GW2125180205RAP 0.259...	2.31e3	69.0	NO
4	4 13C8-PFOA	1800286-01 GW2125180205RAP 0.259...	7.25e3	56.5	NO
5	5 13C9-PFNA	1800286-01 GW2125180205RAP 0.259...	8.90e3	74.7	NO
6	6 13C4-PFOS	1800286-01 GW2125180205RAP 0.259...	2.27e3	61.7	NO
7	7 13C6-PFDA	1800286-01 GW2125180205RAP 0.259...	7.10e3	48.3	YES
8	8 13C7-PFUDa	1800286-01 GW2125180205RAP 0.259...	1.15e4	68.2	NO

Dataset: Untitled

Last Altered: Friday, March 02, 2018 09:49:55 Pacific Standard Time

Printed: Friday, March 02, 2018 09:54:04 Pacific Standard Time

Name: 180228M1_123, Date: 01-Mar-2018, Time: 19:53:34, ID: 1800286-02 GW3135180206RAP 0.25631, Description: GW3135180206RAP

	#	Name	ID	Area	%Rec	Area Out
1	1	13C4-PFBA	1800286-02 GW3135180206RAP 0.256...	6.14e3	69.5	NO
2	2	13C5-PFHxA	1800286-02 GW3135180206RAP 0.256...	7.52e3	50.6	NO
3	3	13C3-PFHxS	1800286-02 GW3135180206RAP 0.256...	2.29e3	68.3	NO
4	4	13C8-PFOA	1800286-02 GW3135180206RAP 0.256...	6.61e3	51.5	NO
5	5	13C9-PFNA	1800286-02 GW3135180206RAP 0.256...	7.46e3	62.6	NO
6	6	13C4-PFOS	1800286-02 GW3135180206RAP 0.256...	2.43e3	66.1	NO
7	7	13C6-PFDA	1800286-02 GW3135180206RAP 0.256...	7.63e3	52.0	NO
8	8	13C7-PFUDa	1800286-02 GW3135180206RAP 0.256...	9.45e3	56.1	NO

Name: 180228M1_124, Date: 01-Mar-2018, Time: 20:05:04, ID: 1800286-03 GW4044180206RAP 0.25699, Description: GW4044180206RAP

	#	Name	ID	Area	%Rec	Area Out
1	1	13C4-PFBA	1800286-03 GW4044180206RAP 0.256...	6.75e3	76.3	NO
2	2	13C5-PFHxA	1800286-03 GW4044180206RAP 0.256...	8.73e3	58.7	NO
3	3	13C3-PFHxS	1800286-03 GW4044180206RAP 0.256...	2.05e3	61.3	NO
4	4	13C8-PFOA	1800286-03 GW4044180206RAP 0.256...	7.55e3	58.8	NO
5	5	13C9-PFNA	1800286-03 GW4044180206RAP 0.256...	7.17e3	60.2	NO
6	6	13C4-PFOS	1800286-03 GW4044180206RAP 0.256...	2.25e3	61.4	NO
7	7	13C6-PFDA	1800286-03 GW4044180206RAP 0.256...	7.71e3	52.5	NO
8	8	13C7-PFUDa	1800286-03 GW4044180206RAP 0.256...	1.08e4	63.9	NO

Name: 180228M1_125, Date: 01-Mar-2018, Time: 20:16:31, ID: 1800286-04 GW5054180206RAP 0.26906, Description: GW5054180206RAP

	#	Name	ID	Area	%Rec	Area Out
1	1	13C4-PFBA	1800286-04 GW5054180206RAP 0.269...	6.37e3	72.1	NO
2	2	13C5-PFHxA	1800286-04 GW5054180206RAP 0.269...	8.05e3	54.2	NO
3	3	13C3-PFHxS	1800286-04 GW5054180206RAP 0.269...	2.08e3	62.2	NO
4	4	13C8-PFOA	1800286-04 GW5054180206RAP 0.269...	7.52e3	58.6	NO
5	5	13C9-PFNA	1800286-04 GW5054180206RAP 0.269...	7.20e3	60.4	NO
6	6	13C4-PFOS	1800286-04 GW5054180206RAP 0.269...	1.97e3	53.5	NO
7	7	13C6-PFDA	1800286-04 GW5054180206RAP 0.269...	9.28e3	63.2	NO
8	8	13C7-PFUDa	1800286-04 GW5054180206RAP 0.269...	1.00e4	59.5	NO

Name: 180228M1_126, Date: 01-Mar-2018, Time: 20:28:00, ID: 1800286-05 GW5963180207RAP 0.26219, Description: GW5963180207RAP

	#	Name	ID	Area	%Rec	Area Out
1	1	13C4-PFBA	1800286-05 GW5963180207RAP 0.262...	7.09e3	80.2	NO
2	2	13C5-PFHxA	1800286-05 GW5963180207RAP 0.262...	7.43e3	50.0	NO
3	3	13C3-PFHxS	1800286-05 GW5963180207RAP 0.262...	2.33e3	69.6	NO
4	4	13C8-PFOA	1800286-05 GW5963180207RAP 0.262...	8.02e3	62.5	NO
5	5	13C9-PFNA	1800286-05 GW5963180207RAP 0.262...	7.93e3	66.6	NO
6	6	13C4-PFOS	1800286-05 GW5963180207RAP 0.262...	2.05e3	55.8	NO
7	7	13C6-PFDA	1800286-05 GW5963180207RAP 0.262...	8.39e3	57.1	NO
8	8	13C7-PFUDa	1800286-05 GW5963180207RAP 0.262...	9.99e3	59.3	NO

Dataset: Untitled

Last Altered: Friday, March 02, 2018 09:49:55 Pacific Standard Time

Printed: Friday, March 02, 2018 09:54:04 Pacific Standard Time

Name: 180228M1_127, Date: 01-Mar-2018, Time: 20:39:27, ID: IPA, Description: IPA

	# Name	ID	Area	%Rec	Area Out
1	1 13C4-PFBA	IPA			NO
2	2 13C5-PFHxA	IPA			NO
3	3 13C3-PFHxS	IPA			NO
4	4 13C8-PFOA	IPA			NO
5	5 13C9-PFNA	IPA			NO
6	6 13C4-PFOS	IPA			NO
7	7 13C6-PFDA	IPA			NO
8	8 13C7-PFUdA	IPA			NO

Name: 180228M1_128, Date: 01-Mar-2018, Time: 20:50:57, ID: ST180228M1-16 PFC CS0 18B2314, Description: PFC CS0 18B2314

	# Name	ID	Area	%Rec	Area Out
1	1 13C4-PFBA	ST180228M1-16 PFC CS0 18B2314	1.01e4	114.0	NO
2	2 13C5-PFHxA	ST180228M1-16 PFC CS0 18B2314	1.49e4	100.1	NO
3	3 13C3-PFHxS	ST180228M1-16 PFC CS0 18B2314	3.63e3	108.4	NO
4	4 13C8-PFOA	ST180228M1-16 PFC CS0 18B2314	1.20e4	93.7	NO
5	5 13C9-PFNA	ST180228M1-16 PFC CS0 18B2314	1.34e4	112.5	NO
6	6 13C4-PFOS	ST180228M1-16 PFC CS0 18B2314	3.64e3	99.0	NO
7	7 13C6-PFDA	ST180228M1-16 PFC CS0 18B2314	1.62e4	110.1	NO
8	8 13C7-PFUdA	ST180228M1-16 PFC CS0 18B2314	1.64e4	97.5	NO

Name: 180228M1_129, Date: 01-Mar-2018, Time: 21:02:24, ID: IPA, Description: IPA

	# Name	ID	Area	%Rec	Area Out
1	1 13C4-PFBA	IPA			NO
2	2 13C5-PFHxA	IPA			NO
3	3 13C3-PFHxS	IPA			NO
4	4 13C8-PFOA	IPA			NO
5	5 13C9-PFNA	IPA			NO
6	6 13C4-PFOS	IPA			NO
7	7 13C6-PFDA	IPA	5.75e0	0.0	YES
8	8 13C7-PFUdA	IPA			NO

Name: 180228M1_130, Date: 01-Mar-2018, Time: 21:13:51, ID: 1800286-06 GW2024180207RAP 0.25995, Description: GW2024180207RAP

	# Name	ID	Area	%Rec	Area Out
1	1 13C4-PFBA	1800286-06 GW2024180207RAP 0.259...	6.71e3	75.9	NO
2	2 13C5-PFHxA	1800286-06 GW2024180207RAP 0.259...	7.59e3	51.1	NO
3	3 13C3-PFHxS	1800286-06 GW2024180207RAP 0.259...	1.95e3	58.3	NO
4	4 13C8-PFOA	1800286-06 GW2024180207RAP 0.259...	6.58e3	51.3	NO
5	5 13C9-PFNA	1800286-06 GW2024180207RAP 0.259...	7.79e3	65.4	NO
6	6 13C4-PFOS	1800286-06 GW2024180207RAP 0.259...	2.37e3	64.5	NO
7	7 13C6-PFDA	1800286-06 GW2024180207RAP 0.259...	7.95e3	54.1	NO
8	8 13C7-PFUdA	1800286-06 GW2024180207RAP 0.259...	9.75e3	57.9	NO

Dataset: Untitled

Last Altered: Friday, March 02, 2018 09:49:55 Pacific Standard Time

Printed: Friday, March 02, 2018 09:54:04 Pacific Standard Time

Name: 180228M1_131, Date: 01-Mar-2018, Time: 21:25:17, ID: 1800286-07 GW3034180207RAP 0.25817, Description: GW3034180207RAP

	# Name	ID	Area	%Rec	Area Out
1	1 13C4-PFBA	1800286-07 GW3034180207RAP 0.258...	6.25e3	70.7	NO
2	2 13C5-PFHxA	1800286-07 GW3034180207RAP 0.258...	6.82e3	45.9	YES
3	3 13C3-PFHxS	1800286-07 GW3034180207RAP 0.258...	2.08e3	62.3	NO
4	4 13C8-PFOA	1800286-07 GW3034180207RAP 0.258...	6.65e3	51.8	NO
5	5 13C9-PFNA	1800286-07 GW3034180207RAP 0.258...	6.92e3	58.1	NO
6	6 13C4-PFOS	1800286-07 GW3034180207RAP 0.258...	2.24e3	60.9	NO
7	7 13C6-PFDA	1800286-07 GW3034180207RAP 0.258...	8.20e3	55.8	NO
8	8 13C7-PFUDa	1800286-07 GW3034180207RAP 0.258...	8.74e3	51.9	NO

Name: 180228M1_132, Date: 01-Mar-2018, Time: 21:36:44, ID: 1800286-08 GW4145180207RAP 0.26371, Description: GW4145180207RAP

	# Name	ID	Area	%Rec	Area Out
1	1 13C4-PFBA	1800286-08 GW4145180207RAP 0.263...	6.59e3	74.5	NO
2	2 13C5-PFHxA	1800286-08 GW4145180207RAP 0.263...	7.13e3	48.0	YES
3	3 13C3-PFHxS	1800286-08 GW4145180207RAP 0.263...	2.24e3	66.8	NO
4	4 13C8-PFOA	1800286-08 GW4145180207RAP 0.263...	6.48e3	50.5	NO
5	5 13C9-PFNA	1800286-08 GW4145180207RAP 0.263...	8.31e3	69.7	NO
6	6 13C4-PFOS	1800286-08 GW4145180207RAP 0.263...	1.93e3	52.6	NO
7	7 13C6-PFDA	1800286-08 GW4145180207RAP 0.263...	7.96e3	54.2	NO
8	8 13C7-PFUDa	1800286-08 GW4145180207RAP 0.263...	1.08e4	64.1	NO

Name: 180228M1_133, Date: 01-Mar-2018, Time: 21:48:14, ID: 1800286-09 GW5054180208RAP 0.26011, Description: GW5054180208RAP

	# Name	ID	Area	%Rec	Area Out
1	1 13C4-PFBA	1800286-09 GW5054180208RAP 0.260...	6.50e3	73.6	NO
2	2 13C5-PFHxA	1800286-09 GW5054180208RAP 0.260...	8.03e3	54.0	NO
3	3 13C3-PFHxS	1800286-09 GW5054180208RAP 0.260...	2.17e3	64.9	NO
4	4 13C8-PFOA	1800286-09 GW5054180208RAP 0.260...	6.51e3	50.8	NO
5	5 13C9-PFNA	1800286-09 GW5054180208RAP 0.260...	6.74e3	56.5	NO
6	6 13C4-PFOS	1800286-09 GW5054180208RAP 0.260...	2.28e3	61.9	NO
7	7 13C6-PFDA	1800286-09 GW5054180208RAP 0.260...	8.58e3	58.4	NO
8	8 13C7-PFUDa	1800286-09 GW5054180208RAP 0.260...	1.01e4	59.9	NO

Name: 180228M1_134, Date: 01-Mar-2018, Time: 21:59:41, ID: 1800293-01 HS DW WELL 1-TAP 0.26085, Description: HS DW WELL 1-TAP

	# Name	ID	Area	%Rec	Area Out
1	1 13C4-PFBA	1800293-01 HS DW WELL 1-TAP 0.260...	6.85e3	77.5	NO
2	2 13C5-PFHxA	1800293-01 HS DW WELL 1-TAP 0.260...	7.67e3	51.6	NO
3	3 13C3-PFHxS	1800293-01 HS DW WELL 1-TAP 0.260...	2.12e3	63.3	NO
4	4 13C8-PFOA	1800293-01 HS DW WELL 1-TAP 0.260...	7.04e3	54.9	NO
5	5 13C9-PFNA	1800293-01 HS DW WELL 1-TAP 0.260...	8.34e3	70.0	NO
6	6 13C4-PFOS	1800293-01 HS DW WELL 1-TAP 0.260...	2.17e3	59.0	NO
7	7 13C6-PFDA	1800293-01 HS DW WELL 1-TAP 0.260...	8.05e3	54.8	NO
8	8 13C7-PFUDa	1800293-01 HS DW WELL 1-TAP 0.260...	1.02e4	60.4	NO

Dataset: Untitled

Last Altered: Friday, March 02, 2018 09:49:55 Pacific Standard Time

Printed: Friday, March 02, 2018 09:54:04 Pacific Standard Time

Name: 180228M1_135, Date: 01-Mar-2018, Time: 22:11:08, ID: 1800293-02 FB1802071025AB 0.26261, Description: FB1802071025AB

	# Name	ID	Area	%Rec	Area Out
1	1 13C4-PFBA	1800293-02 FB1802071025AB 0.26261	6.57e3	74.4	NO
2	2 13C5-PFHxA	1800293-02 FB1802071025AB 0.26261	7.86e3	52.9	NO
3	3 13C3-PFHxS	1800293-02 FB1802071025AB 0.26261	2.14e3	63.9	NO
4	4 13C8-PFOA	1800293-02 FB1802071025AB 0.26261	7.30e3	56.9	NO
5	5 13C9-PFNA	1800293-02 FB1802071025AB 0.26261	1.01e4	84.9	NO
6	6 13C4-PFOS	1800293-02 FB1802071025AB 0.26261	2.20e3	59.8	NO
7	7 13C6-PFDA	1800293-02 FB1802071025AB 0.26261	7.68e3	52.2	NO
8	8 13C7-PFUDa	1800293-02 FB1802071025AB 0.26261	9.66e3	57.3	NO

Name: 180228M1_136, Date: 01-Mar-2018, Time: 22:22:37, ID: 1800293-03 HS DW WELL 2-TAP 0.25552, Description: HS DW WELL 2-TAP

	# Name	ID	Area	%Rec	Area Out
1	1 13C4-PFBA	1800293-03 HS DW WELL 2-TAP 0.255...	6.02e3	68.1	NO
2	2 13C5-PFHxA	1800293-03 HS DW WELL 2-TAP 0.255...	7.07e3	47.6	YES
3	3 13C3-PFHxS	1800293-03 HS DW WELL 2-TAP 0.255...	2.09e3	62.5	NO
4	4 13C8-PFOA	1800293-03 HS DW WELL 2-TAP 0.255...	6.85e3	53.4	NO
5	5 13C9-PFNA	1800293-03 HS DW WELL 2-TAP 0.255...	7.57e3	63.5	NO
6	6 13C4-PFOS	1800293-03 HS DW WELL 2-TAP 0.255...	2.23e3	60.6	NO
7	7 13C6-PFDA	1800293-03 HS DW WELL 2-TAP 0.255...	7.05e3	48.0	YES
8	8 13C7-PFUDa	1800293-03 HS DW WELL 2-TAP 0.255...	9.51e3	56.5	NO

Name: 180228M1_137, Date: 01-Mar-2018, Time: 22:34:07, ID: 1800293-04 HS DW WELL 1&2-TAP 0.26089, Description: HS DW WELL 1&2-TAP

	# Name	ID	Area	%Rec	Area Out
1	1 13C4-PFBA	1800293-04 HS DW WELL 12-TAP 0.26...	6.92e3	78.3	NO
2	2 13C5-PFHxA	1800293-04 HS DW WELL 12-TAP 0.26...	7.78e3	52.3	NO
3	3 13C3-PFHxS	1800293-04 HS DW WELL 12-TAP 0.26...	2.22e3	66.3	NO
4	4 13C8-PFOA	1800293-04 HS DW WELL 12-TAP 0.26...	6.94e3	54.1	NO
5	5 13C9-PFNA	1800293-04 HS DW WELL 12-TAP 0.26...	8.38e3	70.3	NO
6	6 13C4-PFOS	1800293-04 HS DW WELL 12-TAP 0.26...	2.29e3	62.4	NO
7	7 13C6-PFDA	1800293-04 HS DW WELL 12-TAP 0.26...	8.95e3	60.9	NO
8	8 13C7-PFUDa	1800293-04 HS DW WELL 12-TAP 0.26...	9.71e3	57.7	NO

Name: 180228M1_138, Date: 01-Mar-2018, Time: 22:45:36, ID: 1800293-05 HS DW WELL 1&2-TAP-DUP 0.25274, Description: HS DW WELL 1&2-TAP-DUP

	# Name	ID	Area	%Rec	Area Out
1	1 13C4-PFBA	1800293-05 HS DW WELL 12-TAP-DU...	7.55e3	85.5	NO
2	2 13C5-PFHxA	1800293-05 HS DW WELL 12-TAP-DU...	8.38e3	56.4	NO
3	3 13C3-PFHxS	1800293-05 HS DW WELL 12-TAP-DU...	2.27e3	67.8	NO
4	4 13C8-PFOA	1800293-05 HS DW WELL 12-TAP-DU...	7.55e3	58.9	NO
5	5 13C9-PFNA	1800293-05 HS DW WELL 12-TAP-DU...	8.08e3	67.9	NO
6	6 13C4-PFOS	1800293-05 HS DW WELL 12-TAP-DU...	2.44e3	66.4	NO
7	7 13C6-PFDA	1800293-05 HS DW WELL 12-TAP-DU...	7.10e3	48.4	YES
8	8 13C7-PFUDa	1800293-05 HS DW WELL 12-TAP-DU...	9.05e3	53.7	NO

Dataset: Untitled

Last Altered: Friday, March 02, 2018 09:49:55 Pacific Standard Time

Printed: Friday, March 02, 2018 09:54:04 Pacific Standard Time

Name: 180228M1_139, Date: 01-Mar-2018, Time: 22:57:03, ID: 1800293-06 HS BUS Garage Well-TAP 0.25645, Description: HS BUS Garage Well-TAP

	# Name	ID	Area	%Rec	Area Out
1	1 13C4-PFBA	1800293-06 HS BUS Garage Well-TAP ...	7.89e3	89.3	NO
2	2 13C5-PFHxA	1800293-06 HS BUS Garage Well-TAP ...	8.04e3	54.1	NO
3	3 13C3-PFHxS	1800293-06 HS BUS Garage Well-TAP ...	2.27e3	67.8	NO
4	4 13C8-PFOA	1800293-06 HS BUS Garage Well-TAP ...	7.98e3	62.2	NO
5	5 13C9-PFNA	1800293-06 HS BUS Garage Well-TAP ...	8.21e3	68.9	NO
6	6 13C4-PFOS	1800293-06 HS BUS Garage Well-TAP ...	2.59e3	70.4	NO
7	7 13C6-PFDA	1800293-06 HS BUS Garage Well-TAP ...	7.08e3	48.2	YES
8	8 13C7-PFUDa	1800293-06 HS BUS Garage Well-TAP ...	9.72e3	57.7	NO

Name: 180228M1_140, Date: 01-Mar-2018, Time: 23:08:32, ID: 1800293-07 HS Maint. Barn Well-TAP 0.25599, Description: HS Maint. Barn Well-TAP

	# Name	ID	Area	%Rec	Area Out
1	1 13C4-PFBA	1800293-07 HS Maint. Barn Well-TAP 0....	7.08e3	80.1	NO
2	2 13C5-PFHxA	1800293-07 HS Maint. Barn Well-TAP 0....	7.38e3	49.7	YES
3	3 13C3-PFHxS	1800293-07 HS Maint. Barn Well-TAP 0....	2.12e3	63.3	NO
4	4 13C8-PFOA	1800293-07 HS Maint. Barn Well-TAP 0....	7.86e3	61.2	NO
5	5 13C9-PFNA	1800293-07 HS Maint. Barn Well-TAP 0....	7.57e3	63.5	NO
6	6 13C4-PFOS	1800293-07 HS Maint. Barn Well-TAP 0....	2.03e3	55.4	NO
7	7 13C6-PFDA	1800293-07 HS Maint. Barn Well-TAP 0....	8.24e3	56.1	NO
8	8 13C7-PFUDa	1800293-07 HS Maint. Barn Well-TAP 0....	9.95e3	59.1	NO

Name: 180228M1_141, Date: 01-Mar-2018, Time: 23:20:02, ID: IPA, Description: IPA

	# Name	ID	Area	%Rec	Area Out
1	1 13C4-PFBA	IPA			NO
2	2 13C5-PFHxA	IPA			NO
3	3 13C3-PFHxS	IPA			NO
4	4 13C8-PFOA	IPA			NO
5	5 13C9-PFNA	IPA			NO
6	6 13C4-PFOS	IPA			NO
7	7 13C6-PFDA	IPA			NO
8	8 13C7-PFUDa	IPA	8.40e0	0.0	YES

Name: 180228M1_142, Date: 01-Mar-2018, Time: 23:31:32, ID: ST180228M1-17 PFC CS3 18B2317, Description: PFC CS3 18B2317

	# Name	ID	Area	%Rec	Area Out
1	1 13C4-PFBA	ST180228M1-17 PFC CS3 18B2317	1.15e4	129.6	NO
2	2 13C5-PFHxA	ST180228M1-17 PFC CS3 18B2317	1.53e4	102.7	NO
3	3 13C3-PFHxS	ST180228M1-17 PFC CS3 18B2317	3.80e3	113.5	NO
4	4 13C8-PFOA	ST180228M1-17 PFC CS3 18B2317	1.40e4	108.9	NO
5	5 13C9-PFNA	ST180228M1-17 PFC CS3 18B2317	1.56e4	131.2	NO
6	6 13C4-PFOS	ST180228M1-17 PFC CS3 18B2317	3.66e3	99.5	NO
7	7 13C6-PFDA	ST180228M1-17 PFC CS3 18B2317	1.77e4	120.2	NO
8	8 13C7-PFUDa	ST180228M1-17 PFC CS3 18B2317	1.94e4	114.9	NO

Dataset: Untitled

Last Altered: Friday, March 02, 2018 09:49:55 Pacific Standard Time

Printed: Friday, March 02, 2018 09:54:04 Pacific Standard Time

Name: 180228M1_143, Date: 01-Mar-2018, Time: 23:43:01, ID: IPA, Description: IPA

	# Name	ID	Area	%Rec	Area Out
1	1 13C4-PFBA	IPA			NO
2	2 13C5-PFHxA	IPA			NO
3	3 13C3-PFHxS	IPA			NO
4	4 13C8-PFOA	IPA	5.81e0	0.0	YES
5	5 13C9-PFNA	IPA			NO
6	6 13C4-PFOS	IPA			NO
7	7 13C6-PFDA	IPA			NO
8	8 13C7-PFUdA	IPA			NO

Name: 180228M1_144, Date: 01-Mar-2018, Time: 23:54:27, ID: 1800293-08 Elementary School Well-TAP 0.26141, Description: Elementary School Well-TAP

	# Name	ID	Area	%Rec	Area Out
1	1 13C4-PFBA	1800293-08 Elementary School Well-TA...	7.07e3	79.9	NO
2	2 13C5-PFHxA	1800293-08 Elementary School Well-TA...	8.28e3	55.7	NO
3	3 13C3-PFHxS	1800293-08 Elementary School Well-TA...	2.09e3	62.3	NO
4	4 13C8-PFOA	1800293-08 Elementary School Well-TA...	7.77e3	60.6	NO
5	5 13C9-PFNA	1800293-08 Elementary School Well-TA...	8.77e3	73.6	NO
6	6 13C4-PFOS	1800293-08 Elementary School Well-TA...	2.31e3	62.8	NO
7	7 13C6-PFDA	1800293-08 Elementary School Well-TA...	9.55e3	65.0	NO
8	8 13C7-PFUdA	1800293-08 Elementary School Well-TA...	9.89e3	58.7	NO

Name: 180228M1_145, Date: 02-Mar-2018, Time: 00:05:57, ID: IPA, Description: IPA

	# Name	ID	Area	%Rec	Area Out
1	1 13C4-PFBA	IPA			NO
2	2 13C5-PFHxA	IPA			NO
3	3 13C3-PFHxS	IPA			NO
4	4 13C8-PFOA	IPA			NO
5	5 13C9-PFNA	IPA			NO
6	6 13C4-PFOS	IPA			NO
7	7 13C6-PFDA	IPA			NO
8	8 13C7-PFUdA	IPA			NO

Name: 180228M1_146, Date: 02-Mar-2018, Time: 00:17:27, ID: ST180228M1-18 PFC CS3 18B2317, Description: PFC CS3 18B2317

	# Name	ID	Area	%Rec	Area Out
1	1 13C4-PFBA	ST180228M1-18 PFC CS3 18B2317	1.21e4	137.0	NO
2	2 13C5-PFHxA	ST180228M1-18 PFC CS3 18B2317	1.76e4	118.1	NO
3	3 13C3-PFHxS	ST180228M1-18 PFC CS3 18B2317	3.72e3	111.0	NO
4	4 13C8-PFOA	ST180228M1-18 PFC CS3 18B2317	1.47e4	114.5	NO
5	5 13C9-PFNA	ST180228M1-18 PFC CS3 18B2317	1.38e4	115.5	NO
6	6 13C4-PFOS	ST180228M1-18 PFC CS3 18B2317	4.23e3	115.0	NO
7	7 13C6-PFDA	ST180228M1-18 PFC CS3 18B2317	1.67e4	113.4	NO
8	8 13C7-PFUdA	ST180228M1-18 PFC CS3 18B2317	1.75e4	104.0	NO

Dataset: Untitled

Last Altered: Thursday, March 01, 2018 14:33:03 Pacific Standard Time

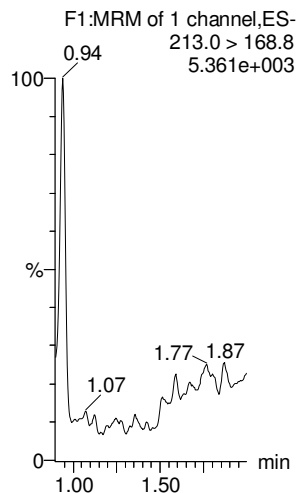
Printed: Thursday, March 01, 2018 14:33:08 Pacific Standard Time

Method: F:\Projects\PFAS.PRO\MethDB\PFAS_FULL_80C_022718.mdb 28 Feb 2018 13:19:45

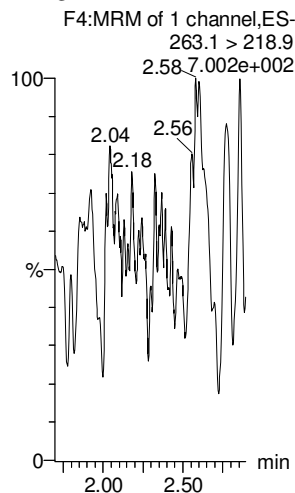
Calibration: F:\Projects\PFAS.PRO\CurveDB\C18_VAL-PFAS_Q4_02-28-18-FULL.cdb 01 Mar 2018 12:54:21

Name: 180228M1_12, Date: 28-Feb-2018, Time: 22:39:39, ID: IPA, Description: IPA

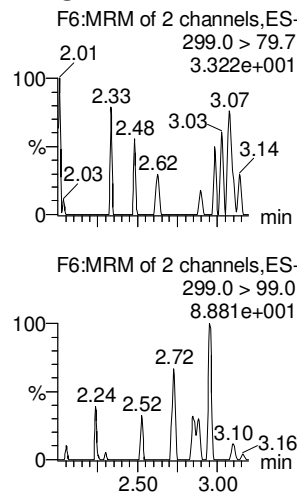
PFBA



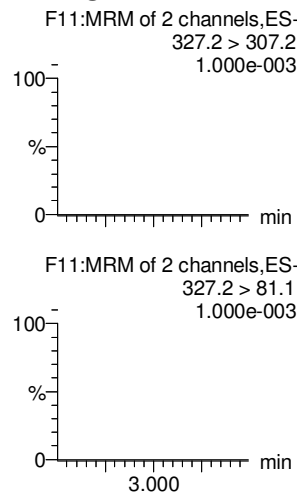
PFPeA



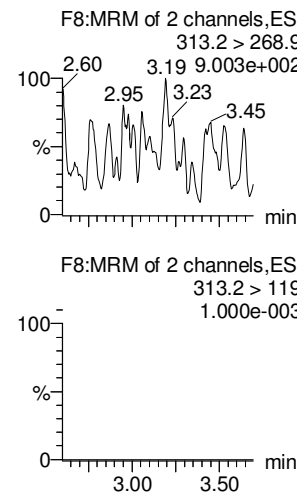
PFBS



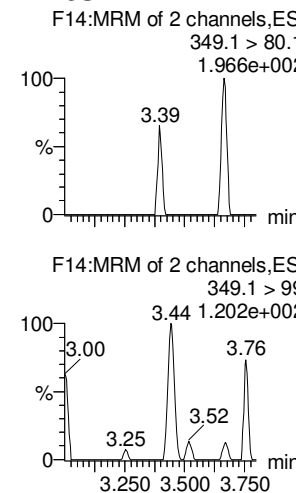
4:2 FTS



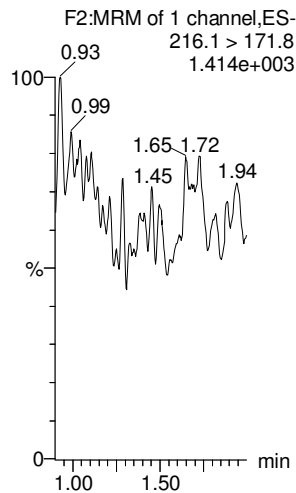
PFHxA



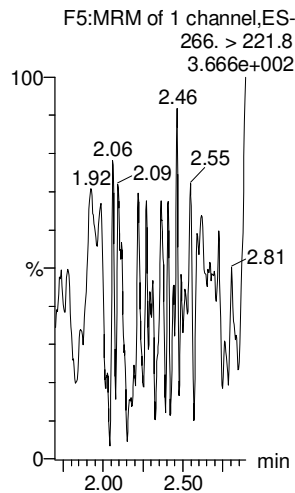
PFPeS



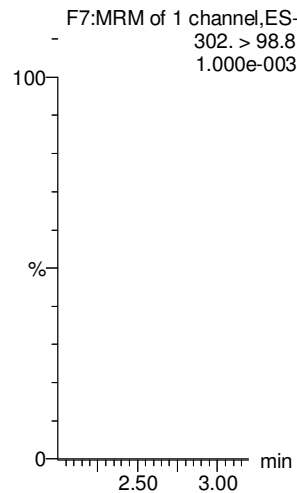
13C3-PFBA



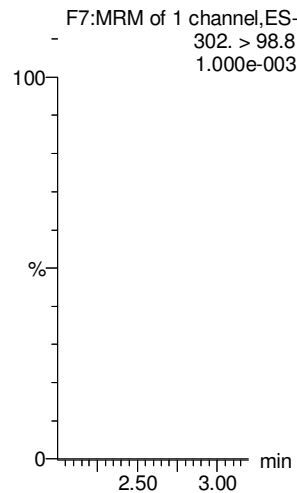
13C3-PFPeA



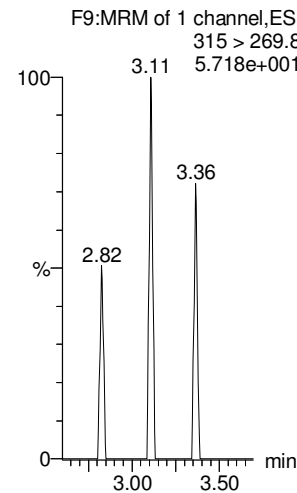
13C3-PFBS



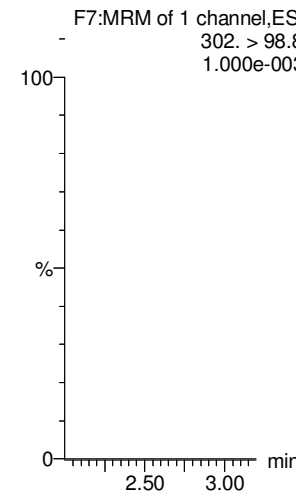
13C3-PFBS



13C2-PFHxA



13C3-PFBS



Dataset: Untitled

Last Altered: Thursday, March 01, 2018 14:33:03 Pacific Standard Time

Printed: Thursday, March 01, 2018 14:33:08 Pacific Standard Time

Name: 180228M1_12, Date: 28-Feb-2018, Time: 22:39:39, ID: IPA, Description: IPA

6:2 FTS

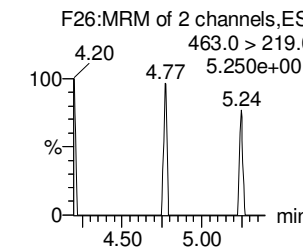
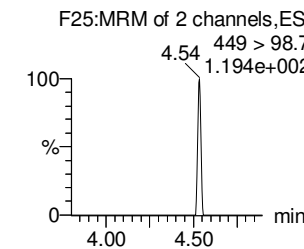
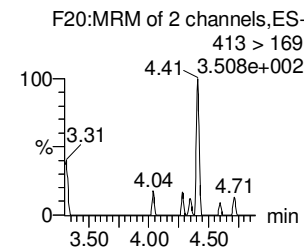
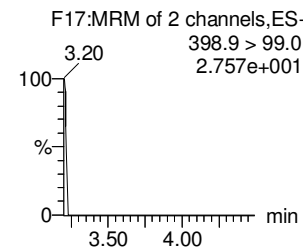
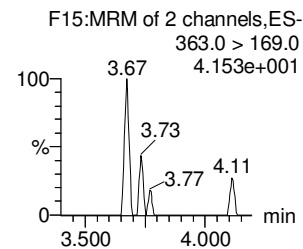
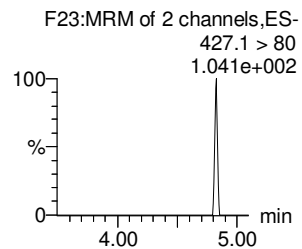
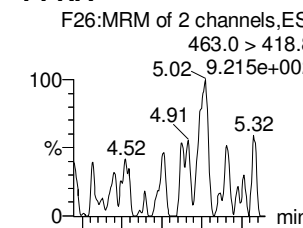
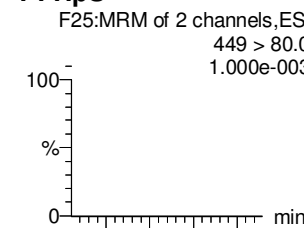
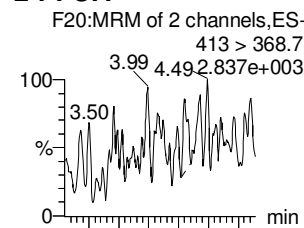
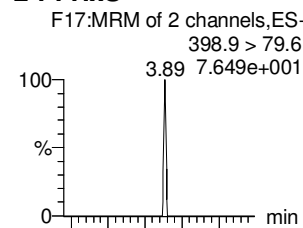
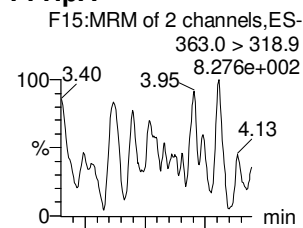
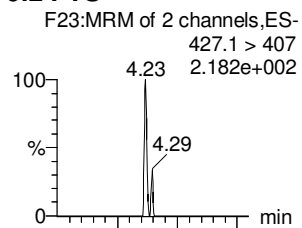
PFHpA

L-PFHxS

L-PFOA

PFHpS

PFNA



18O2-PFHxS

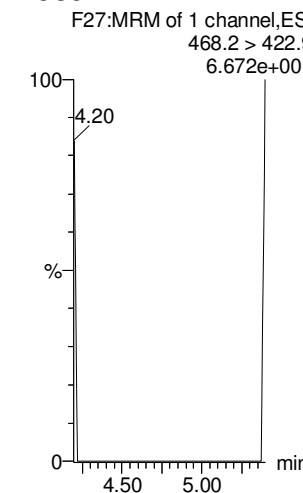
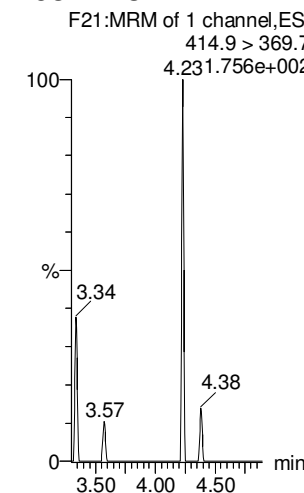
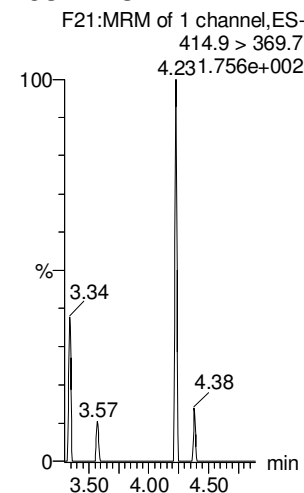
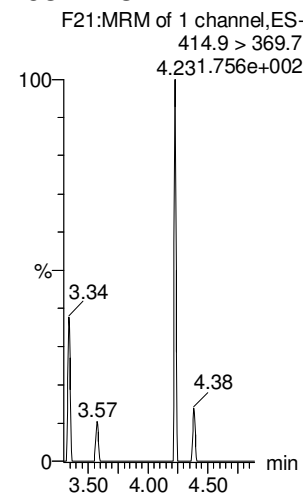
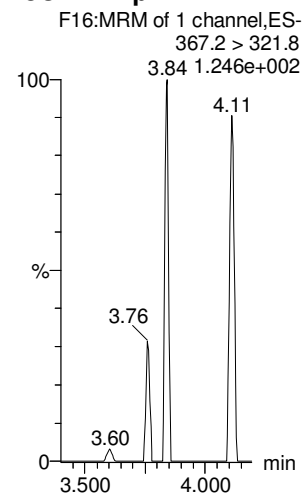
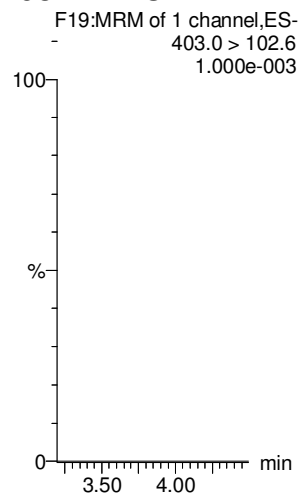
13C4-PFHpA

13C2-PFOA

13C2-PFOA

13C2-PFOA

13C5-PFNA



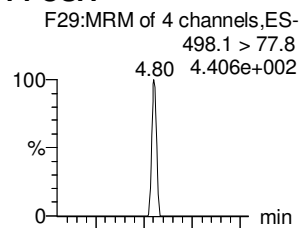
Dataset: Untitled

Last Altered: Thursday, March 01, 2018 14:33:03 Pacific Standard Time

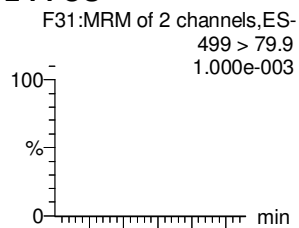
Printed: Thursday, March 01, 2018 14:33:08 Pacific Standard Time

Name: 180228M1_12, Date: 28-Feb-2018, Time: 22:39:39, ID: IPA, Description: IPA

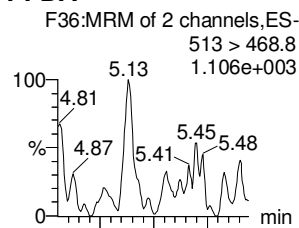
PFOSA



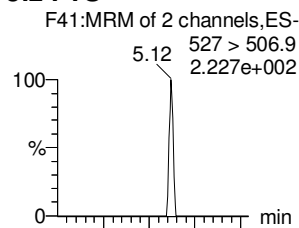
L-PFOS



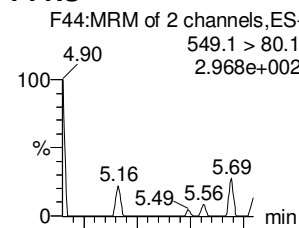
PFDA



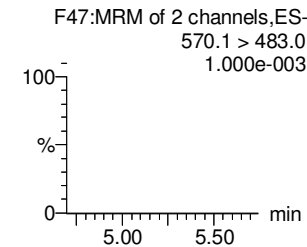
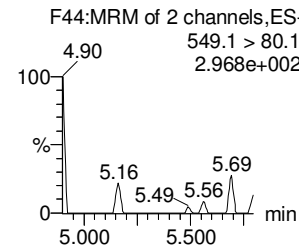
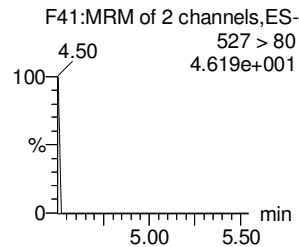
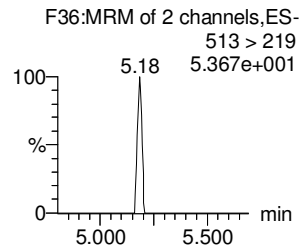
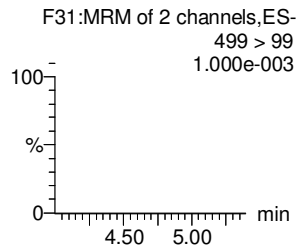
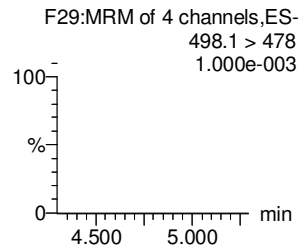
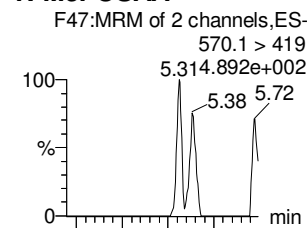
8:2 FTS



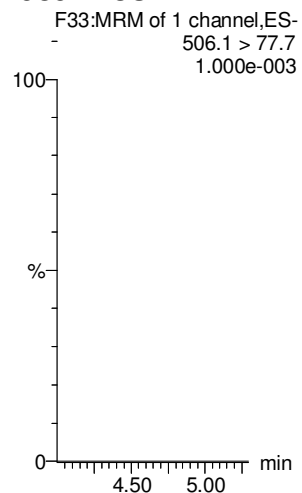
PFNS



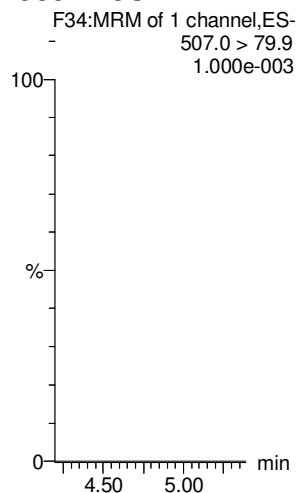
N-MeFOSAA



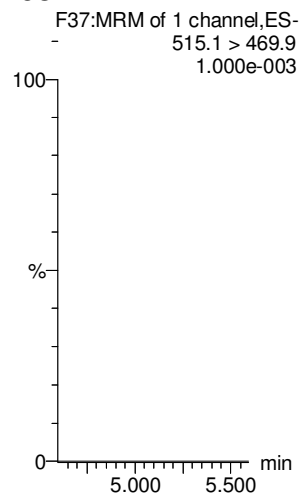
13C8-PFOSA



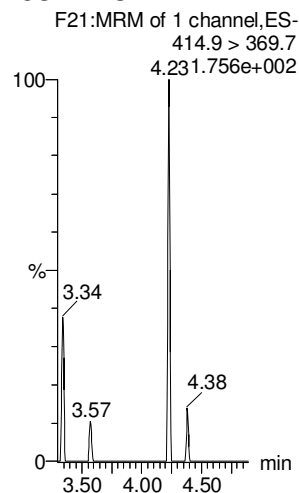
13C8-PFOS



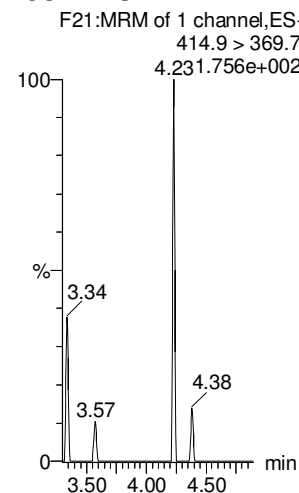
13C2-PFDA



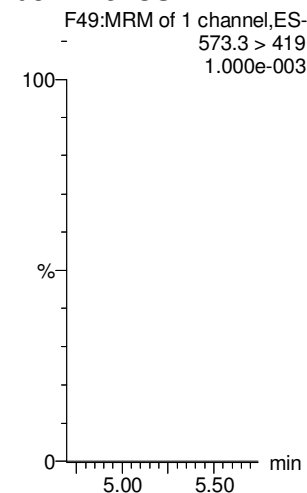
13C2-PFOA



13C2-PFOA



d3-N-MeFOSAA



Dataset: Untitled

Last Altered: Thursday, March 01, 2018 14:33:03 Pacific Standard Time

Printed: Thursday, March 01, 2018 14:33:08 Pacific Standard Time

Name: 180228M1_12, Date: 28-Feb-2018, Time: 22:39:39, ID: IPA, Description: IPA

N-EtFOSAA

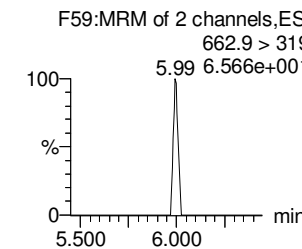
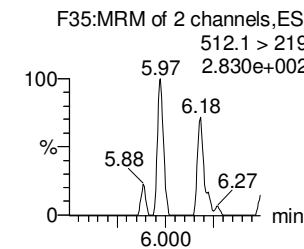
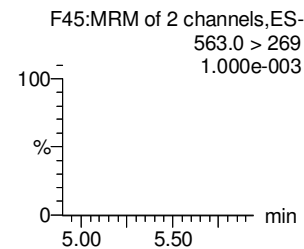
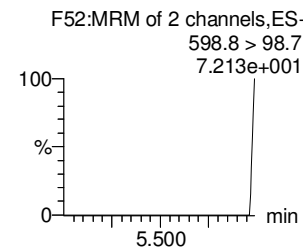
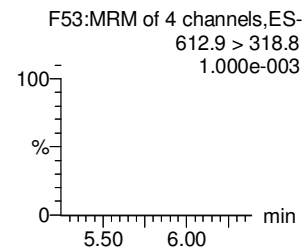
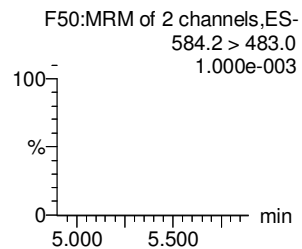
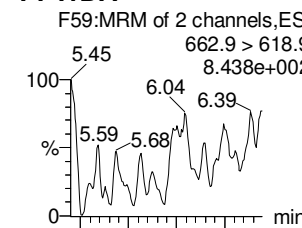
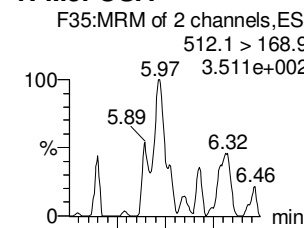
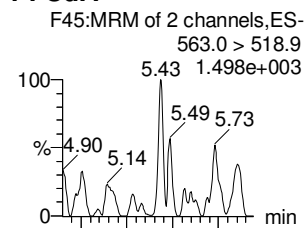
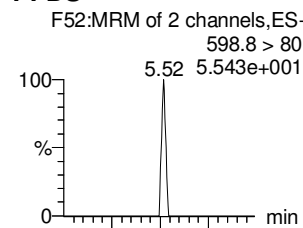
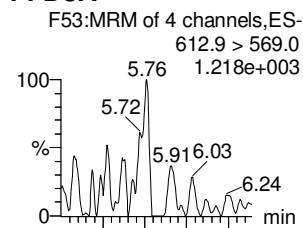
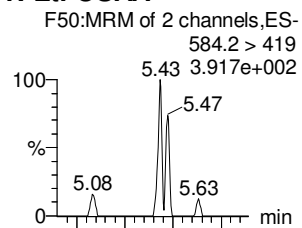
PFDoA

PFDS

PFUdA

N-MeFOSA

PFTrDA



d5-N-EtFOSAA

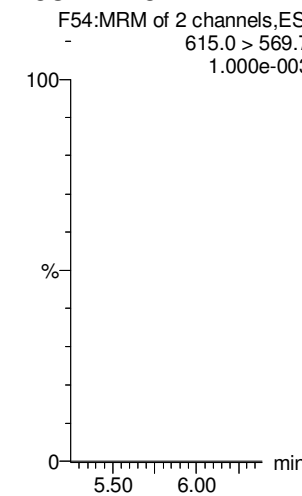
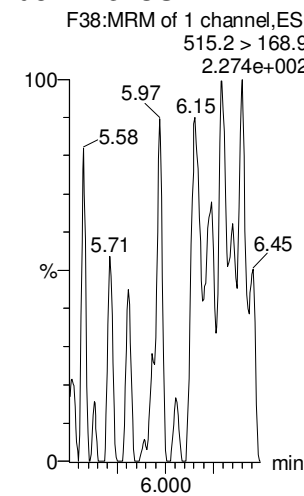
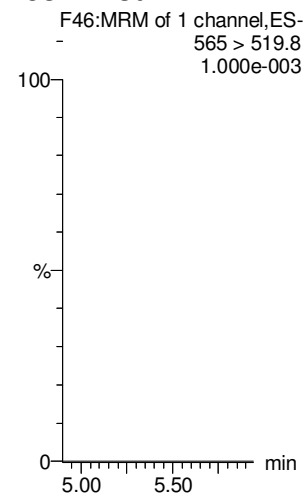
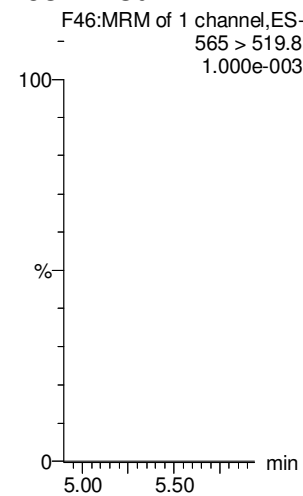
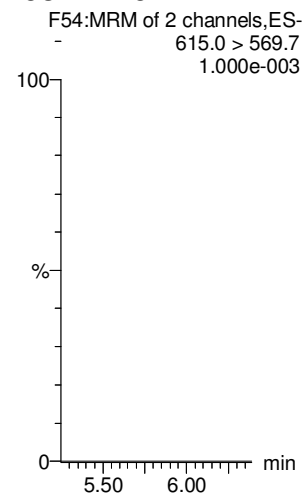
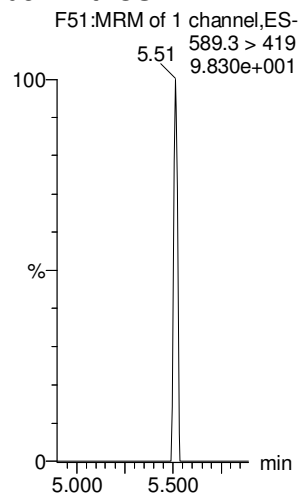
13C2-PFDoA

13C2-PFUdA

13C2-PFUdA

d3-N-MeFOSA

13C2-PFDoA



Dataset: Untitled

Last Altered: Thursday, March 01, 2018 14:33:03 Pacific Standard Time

Printed: Thursday, March 01, 2018 14:33:08 Pacific Standard Time

Name: 180228M1_12, Date: 28-Feb-2018, Time: 22:39:39, ID: IPA, Description: IPA

PFTeDA

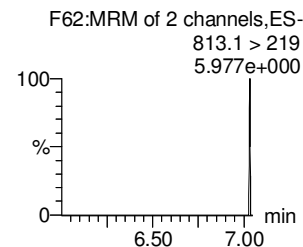
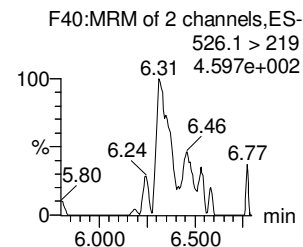
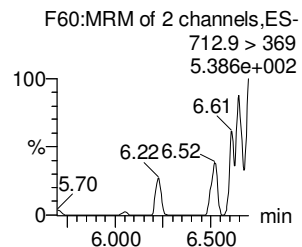
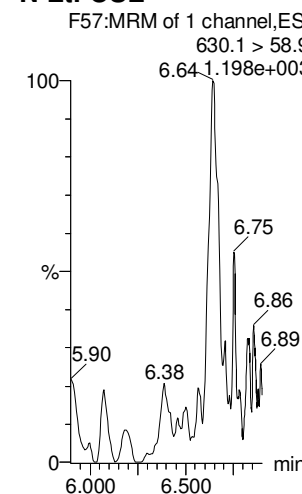
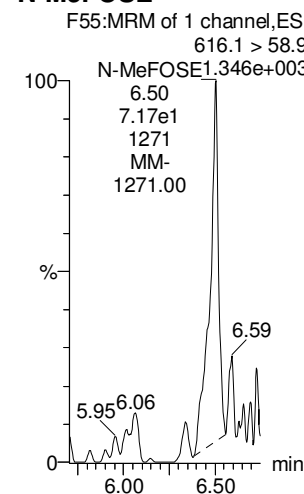
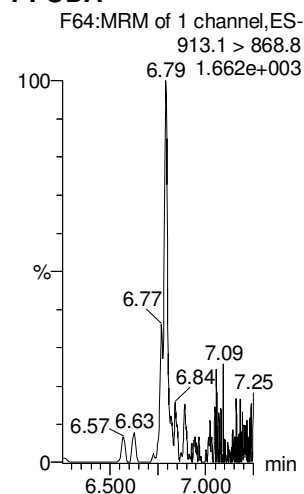
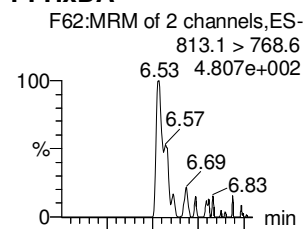
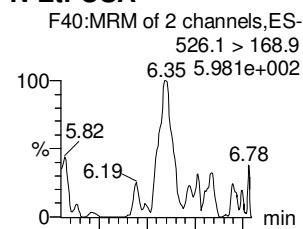
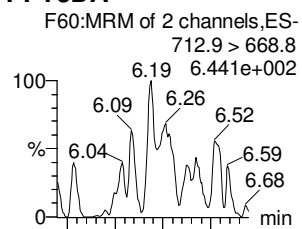
N-EtFOSE

PFHxDA

PFODA

N-MeFOSE

N-EtFOSE



13C2-PFTeDA

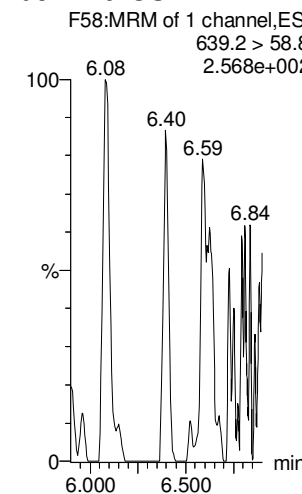
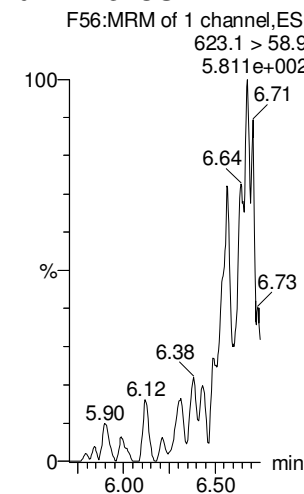
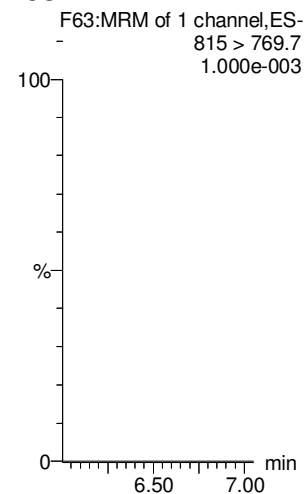
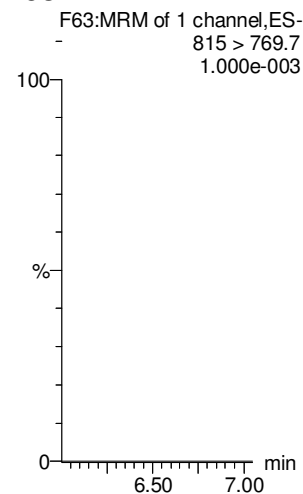
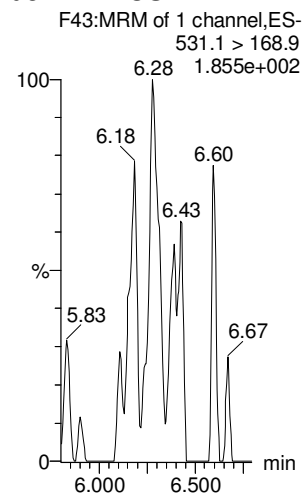
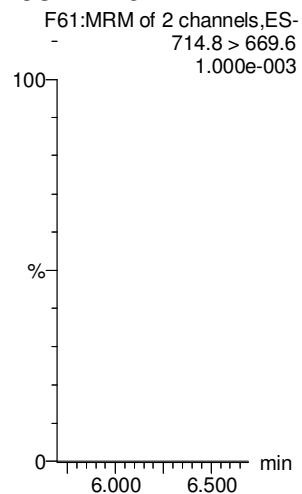
d5-N-ETFOSE

13C2-PFHxDA

13C2-PFHxDA

d7-N-MeFOSE

d9-N-EtFOSE



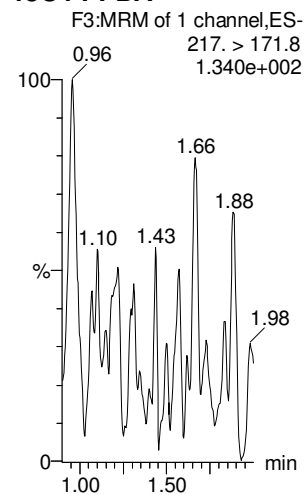
Dataset: Untitled

Last Altered: Thursday, March 01, 2018 14:33:03 Pacific Standard Time

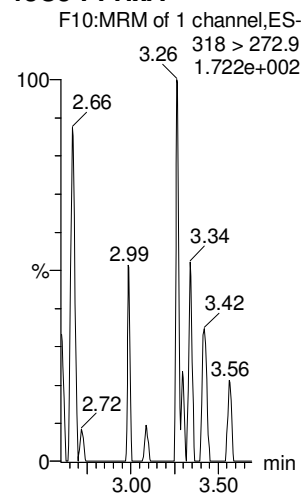
Printed: Thursday, March 01, 2018 14:33:08 Pacific Standard Time

Name: 180228M1_12, Date: 28-Feb-2018, Time: 22:39:39, ID: IPA, Description: IPA

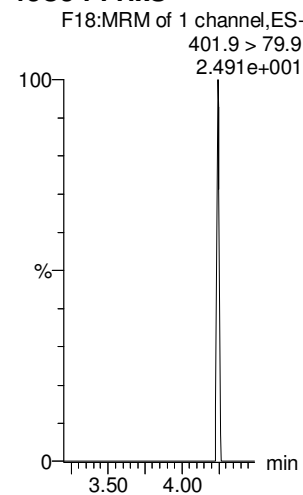
13C4-PFBA



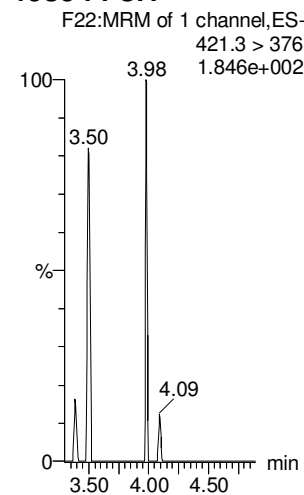
13C5-PFHxA



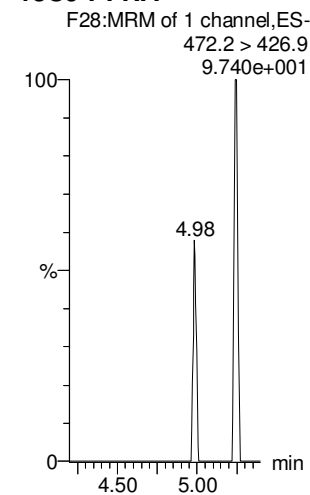
13C3-PFHxS



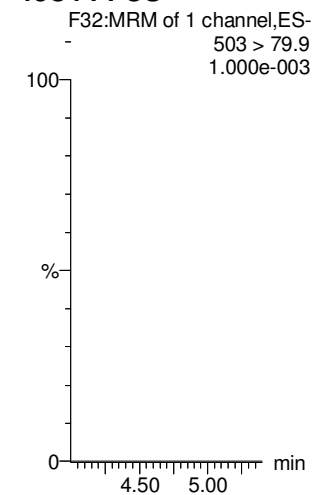
13C8-PFOA



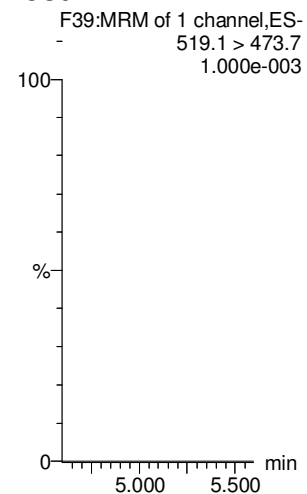
13C9-PFNA



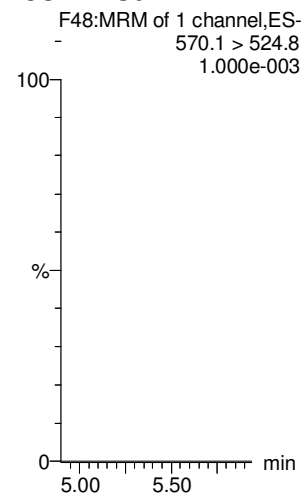
13C4-PFOS



13C6-PFDA



13C7-PFUdA



LC Calibration Standards Review Checklist 024

Calibration ID:	LMH	ION Ratio	Concentration	C-Cals Name	Sign Date	Correct I-Cal	Manual Integrations	
<u>ST160228M1-11</u>	(LMH)	NA	<input checked="" type="checkbox"/> (A)	<input checked="" type="checkbox"/>	<input checked="" type="checkbox"/>	<input checked="" type="checkbox"/>	<input checked="" type="checkbox"/>	<input checked="" type="checkbox"/>
<u>-12</u>	(LMH)	<input type="checkbox"/>	<input checked="" type="checkbox"/> (B)	<input checked="" type="checkbox"/>	<input checked="" type="checkbox"/>	<input checked="" type="checkbox"/>	<input checked="" type="checkbox"/>	<input checked="" type="checkbox"/>
<u>-13</u>	(LMH) ^{148F 3/2/18}	<input type="checkbox"/>	<input checked="" type="checkbox"/> (C)	<input checked="" type="checkbox"/>	<input checked="" type="checkbox"/>	<input checked="" type="checkbox"/>	<input checked="" type="checkbox"/>	<input checked="" type="checkbox"/>
<u>-14</u>	(LMH)	<input type="checkbox"/>	<input checked="" type="checkbox"/> ^{148F 3/2/18}	<input checked="" type="checkbox"/>	<input checked="" type="checkbox"/>	<input checked="" type="checkbox"/>	<input checked="" type="checkbox"/>	<input checked="" type="checkbox"/>
<u>-15</u>	(LMH)	<input type="checkbox"/>	<input checked="" type="checkbox"/> (D)	<input checked="" type="checkbox"/>	<input checked="" type="checkbox"/>	<input checked="" type="checkbox"/>	<input checked="" type="checkbox"/>	<input checked="" type="checkbox"/>
<u>-16</u>	(LMH)	<input checked="" type="checkbox"/>	<input checked="" type="checkbox"/> (E)	<input checked="" type="checkbox"/>	<input checked="" type="checkbox"/>	<input checked="" type="checkbox"/>	<input checked="" type="checkbox"/>	<input checked="" type="checkbox"/>
<u>-17</u>	(LMH)	NA	<input checked="" type="checkbox"/> (F)	<input checked="" type="checkbox"/>	<input checked="" type="checkbox"/>	<input checked="" type="checkbox"/>	<input checked="" type="checkbox"/>	<input checked="" type="checkbox"/>
<u>-18</u>	(LMH)	<input checked="" type="checkbox"/>	<input checked="" type="checkbox"/>	<input checked="" type="checkbox"/>	<input checked="" type="checkbox"/>	<input checked="" type="checkbox"/>	<input checked="" type="checkbox"/>	<input checked="" type="checkbox"/>
_____	LMH	<input type="checkbox"/>	<input type="checkbox"/>	<input type="checkbox"/>	<input type="checkbox"/>	<input type="checkbox"/>	<input type="checkbox"/>	<input type="checkbox"/>
_____	LMH	<input type="checkbox"/>	<input type="checkbox"/>	<input type="checkbox"/>	<input type="checkbox"/>	<input type="checkbox"/>	<input type="checkbox"/>	<input type="checkbox"/>

Full Mass Cal. Date: 12/27/17

Run Log Present:

of Samples per Sequence Checked:

Instrument Blank Saved

IIS Area Saved

Reviewed By: WBF 3/2/18
Initials/Date

Comments:

(A) PFSA > 1307.
 (B) PFNS > 1307. ^{run 3/2/18}
 (C) PFDS, PFDS < 707. 707.
 (D) PFDS > 1307.
 (E) PFNS > 1307., PFDS < 707.
 (F) PFNS > 1307.

Dataset: F:\Projects\PFAS.PRO\Results\180228M1\180228M1-32.qld

Last Altered: Friday, March 02, 2018 11:32:54 Pacific Standard Time

Printed: Friday, March 02, 2018 11:33:15 Pacific Standard Time

(A) Above limit criteria.

Method: F:\Projects\PFAS.PRO\MethDB\PFAS_FULL_80C_022718.mdb 28 Feb 2018 13:19:45

Calibration: F:\Projects\PFAS.PRO\CurveDB\C18_VAL-PFAS_Q4_02-28-18-FULL.cdb 01 Mar 2018 12:54:21

Name: 180228M1_32, Date: 01-Mar-2018, Time: 02:29:08, ID: ST180228M1-11 PFC CS3 18B2317, Description: PFC CS3 18B2317

#	Name	Trace	Area	IS Area	RRF	Pred.RT	RT	y Axis Resp.	Conc.	%Rec	Recovery	Out
1	1 PFBA	213.0 > 168.8	7.60e3	7.58e3		1.46	1.46	12.5	10.8	107.5	NO	
2	2 PFPeA	263.1 > 218.9	1.09e4	1.30e4		2.31	2.43	10.5	11.0	110.2	NO	
3	3 PFBS	299.0 > 79.7	2.79e3	1.88e3		2.60	2.70	18.6	10.7	107.5	NO	
4	4 4:2 FTS	327.2>307.2	2.16e3	1.88e3		3.00	3.10	14.3	9.89	98.9	NO	
5	5 PFHxA	313.2 > 268.9	1.32e4	3.89e3		3.19	3.19	17.0	10.8	108.4	NO	
6	6 PFPeS	349.1>80.1	2.72e3	1.88e3		3.39	3.39	18.1	9.60	96.0	NO	
7	7 PFHpA	363.0 > 318.9	1.07e4	9.49e3		3.81	3.81	14.0	11.1	111.2	NO	
8	8 L-PFHxS	398.9 > 79.6	1.98e3	1.23e3		4.17	3.95	20.0	9.78	97.8	NO	
9	10 6:2 FTS	427.1 > 407	2.36e3	1.45e4		4.28	4.28	2.04	9.62	96.2	NO	
10	11 L-PFOA	413 > 368.7	1.37e4	1.45e4		4.40	4.33	11.8	12.3	122.6	NO	
11	13 PFHpS	449 > 80.0	3.12e3	1.45e4		4.44	4.44	2.69	12.1	120.8	NO	
12	14 PFNA	463.0 > 418.8	1.27e4	1.16e4		4.76	4.77	13.6	10.7	107.3	NO	
13	15 PFOSA	498.1 > 77.8	3.48e3	3.26e3		4.83	4.84	13.4	13.7	137.1	YES (A)	
14	16 L-PFOS	499 > 79.9	3.00e3	3.38e3		4.90	4.85	11.1	10.9	109.4	NO	
15	18 PFDA	513 > 468.8	1.53e4	1.24e4		5.14	5.15	15.5	10.6	105.6	NO	
16	19 8:2 FTS	527 > 506.9	3.49e3	1.45e4		5.12	5.12	3.02	11.0	110.2	NO	
17	20 PFNS	549.1>80.1	2.74e3	3.38e3		5.08	5.21	10.1	12.6	125.9	NO	
18	21 N-MeFOSAA	570.1 > 419	7.57e3	6.12e3		5.29	5.30	15.5	11.5	115.3	NO	
19	22 N-EtFOSAA	584.2 > 419	4.84e3	6.19e3		5.45	5.46	9.76	10.4	103.8	NO	
20	23 PFUdA	563.0 > 518.9	1.29e4	1.60e4		5.46	5.47	10.1	10.1	100.8	NO	
21	24 PFDS	598.8 > 80	3.26e3	1.60e4		5.51	5.52	2.54	10.6	106.5	NO	
22	25 PFDaA	612.9 > 569.0	1.60e4	1.34e4		5.74	5.75	14.8	11.8	118.3	NO	
23	26 N-MeFOSA	512.1 > 168.9	8.19e3	2.21e4		5.84	5.96	55.5	58.5	116.9	NO	
24	27 PFTrDA	662.9 > 618.9	1.48e4	1.34e4		5.98	6.00	13.8	9.44	94.4	NO	
25	28 PFTeDA	712.9 > 668.8	1.01e4	4.51e3		6.20	6.22	27.9	11.7	116.8	NO	
26	29 N-EtFOSA	526.1 > 168.9	1.04e4	3.47e4		6.22	6.37	44.9	48.6	97.2	NO	
27	30 PFHxDA	813.1 > 768.6	5.34e3	4.49e3		6.51	6.56	5.95	9.45	94.5	NO	
28	31 PFODA	913.1 > 868.8	5.83e3	4.49e3		6.74	6.79	6.50	9.65	96.5	NO	
29	32 N-MeFOSE	616.1 > 58.9	1.05e4	2.95e4		6.31	6.50	53.5	50.8	101.6	NO	
30	33 N-EtFOSE	630.1 > 58.9	1.20e4	2.43e4		6.45	6.64	74.0	61.4	122.8	NO	
31	34 13C3-PFBA	216.1 > 171.8	7.58e3	9.27e3	0.869	1.46	1.46	10.2	11.8	94.1	NO	

*am
3/2/18*

Dataset: F:\Projects\PFAS.PRO\Results\180228M1\180228M1-32.qld

Last Altered: Friday, March 02, 2018 11:32:54 Pacific Standard Time

Printed: Friday, March 02, 2018 11:33:15 Pacific Standard Time

Name: 180228M1_32, Date: 01-Mar-2018, Time: 02:29:08, ID: ST180228M1-11 PFC CS3 18B2317, Description: PFC CS3 18B2317

	# Name	Trace	Area	IS Area	RRF	Pred.RT	RT	y Axis Resp.	Conc.	%Rec	Recovery Out
32	35 13C3-PFPeA	266. > 221.8	1.30e4	1.35e4	0.978	2.42	2.43	12.0	12.3	98.6	NO
33	36 13C3-PFBS	302. > 98.8	1.88e3	1.35e4	0.123	2.69	2.70	1.74	14.1	112.8	NO
34	37 13C2-PFHxA	315 > 269.8	3.89e3	1.35e4	0.712	3.19	3.19	3.60	5.06	101.1	NO
35	38 13C4-PFHpA	367.2 > 321.8	9.49e3	1.35e4	0.678	3.81	3.81	8.79	13.0	103.7	NO
36	39 18O2-PFHxS	403.0 > 102.6	1.23e3	3.26e3	0.392	3.96	3.96	4.74	12.1	96.5	NO
37	40 13C2-PFOA	414.9 > 369.7	1.45e4	1.32e4	1.308	4.33	4.33	13.8	10.5	84.1	NO
38	41 13C5-PFNA	468.2 > 422.9	1.16e4	1.16e4	0.976	4.76	4.77	12.6	12.9	103.1	NO
39	42 13C8-PFOSA	506.1 > 77.7	3.26e3	1.50e4	0.254	4.83	4.84	2.71	10.7	85.3	NO
40	43 13C8-PFOS	507.0 > 79.9	3.38e3	3.85e3	1.040	4.84	4.85	11.0	10.6	84.5	NO
41	44 13C2-PFDA	515.1 > 469.9	1.24e4	1.42e4	0.967	5.14	5.15	10.8	11.2	89.7	NO
42	45 d3-N-MeFOSAA	573.3 > 419	6.12e3	1.50e4	0.381	5.29	5.29	5.09	13.4	106.8	NO
43	46 d5-N-EtFOSAA	589.3 > 419	6.19e3	1.50e4	0.399	5.45	5.45	5.15	12.9	103.4	NO
44	47 13C2-PFUdA	565 > 519.8	1.60e4	1.50e4	0.985	5.46	5.47	13.3	13.5	108.4	NO
45	48 13C2-PFDoA	615.0 > 569.7	1.34e4	1.50e4	0.813	5.74	5.76	11.2	13.8	110.1	NO
46	49 d3-N-MeFOSA	515.2 > 168.9	2.21e4	1.50e4	0.124	5.84	5.98	18.4	148	98.7	NO
47	50 13C2-PFTeDA	714.8 > 669.6	4.51e3	1.50e4	0.379	6.20	6.23	3.75	9.91	79.3	NO
48	51 d5-N-ETFOSA	531.1 > 168.9	3.47e4	1.50e4	0.189	6.22	6.38	28.9	152	101.6	NO
49	52 13C2-PFHxDA	815 > 769.7	4.49e3	1.50e4	0.703	6.51	6.56	3.73	5.31	106.3	NO
50	53 d7-N-MeFOSE	623.1 > 58.9	2.95e4	1.50e4	0.157	6.31	6.49	24.5	156	103.9	NO
51	54 d9-N-EtFOSE	639.2 > 58.8	2.43e4	1.50e4	0.146	6.45	6.63	20.3	138	92.2	NO
52	55 13C4-PFBA	217. > 171.8	9.27e3	9.27e3	1.000	1.46	1.46	12.5	12.5	100.0	NO
53	56 13C5-PFHxA	318 > 272.9	1.35e4	1.35e4	1.000	3.19	3.19	12.5	12.5	100.0	NO
54	57 13C3-PFHxS	401.9 > 79.9	3.26e3	3.26e3	1.000	3.96	3.95	12.5	12.5	100.0	NO
55	58 13C8-PFOA	421.3 > 376	1.32e4	1.32e4	1.000	4.33	4.33	12.5	12.5	100.0	NO
56	59 13C9-PFNA	472.2 > 426.9	1.16e4	1.16e4	1.000	4.70	4.77	12.5	12.5	100.0	NO
57	60 13C4-PFOS	503 > 79.9	3.85e3	3.85e3	1.000	4.84	4.85	12.5	12.5	100.0	NO
58	61 13C6-PFDA	519.1 > 473.7	1.42e4	1.42e4	1.000	5.14	5.15	12.5	12.5	100.0	NO
59	62 13C7-PFUdA	570.1 > 524.8	1.50e4	1.50e4	1.000	5.46	5.47	12.5	12.5	100.0	NO

Vista Analytical Laboratory

Dataset: Untitled

Last Altered: Friday, March 02, 2018 10:21:07 Pacific Standard Time

Printed: Friday, March 02, 2018 10:32:30 Pacific Standard Time

Method: F:\Projects\PFAS.PRO\MethDB\PFAS_FULL_80C_022718.mdb 28 Feb 2018 13:19:45

Calibration: F:\Projects\PFAS.PRO\CurveDB\C18_VAL-PFAS_Q4_02-28-18-FULL.cdb 01 Mar 2018 12:54:21

Compound name: PFBA

	Name	ID	Acq.Date	Acq.Time
1	180228M1_1	IPA	28-Feb-18	20:33:26
2	180228M1_2	ST180228M1-1 PFC CS-2 18B2312	28-Feb-18	20:44:50
3	180228M1_3	ST180228M1-2 PFC CS-1 18B2313	28-Feb-18	20:56:17
4	180228M1_4	ST180228M1-3 PFC CS0 18B2314	28-Feb-18	21:07:44
5	180228M1_5	ST180228M1-4 PFC CS1 18B2315	28-Feb-18	21:19:13
6	180228M1_6	ST180228M1-5 PFC CS2 18B2316	28-Feb-18	21:30:43
7	180228M1_7	ST180228M1-6 PFC CS3 18B2317	28-Feb-18	21:42:12
8	180228M1_8	ST180228M1-7 PFC CS4 18B2318	28-Feb-18	21:53:43
9	180228M1_9	ST180228M1-8 PFC CS5 18B2319	28-Feb-18	22:05:09
10	180228M1_10	ST180228M1-9 PFC CS6 18B2320	28-Feb-18	22:16:39
11	180228M1_11	ST180228M1-10 PFC CS7 18B2321	28-Feb-18	22:28:09
12	180228M1_12	IPA	28-Feb-18	22:39:39
13	180228M1_13	ICV180228M1-1 PFC ICV 18B2311	28-Feb-18	22:51:06
14	180228M1_14	IPA	28-Feb-18	23:02:32
15	180228M1_15	1800170-04@10X C1 Comp 0.02028	28-Feb-18	23:13:59
16	180228M1_16	1800342-14@10X WI-AF-MW-201-0218 0.11911	28-Feb-18	23:25:29
17	180228M1_17	1800342-18@5x WI-AF-N2-6C-0218 0.11624	28-Feb-18	23:36:59
18	180228M1_18	1800333-03 REEPDW188 0.12197	28-Feb-18	23:48:28
19	180228M1_19	B8B0129-BS1 OPR 0.125	28-Feb-18	23:59:58
20	180228M1_20	B8B0129-BLK1 Method Blank 0.125	01-Mar-18	00:11:28
21	180228M1_21	B8B0129-MS1 Matrix Spike 0.11962	01-Mar-18	00:22:55
22	180228M1_22	B8B0129-MSD1 Matrix Spike Dup 0.12145	01-Mar-18	00:34:21
23	180228M1_23	1800332-01 OF-RW42B-MID01-0218 0.11601	01-Mar-18	00:45:48
24	180228M1_24	1800332-02 OF-RW42B-EFF01-0218 0.1211	01-Mar-18	00:57:15
25	180228M1_25	1800332-03 OF-RW42B-FB01-0218 0.12204	01-Mar-18	01:08:45
26	180228M1_26	1800332-04 OF-RW42C-INF01-0218 0.1208	01-Mar-18	01:20:14
27	180228M1_27	1800332-05 OF-RW42C-MID01-0218 0.12063	01-Mar-18	01:31:43
28	180228M1_28	1800332-06 OF-RW42C-EFF01-0218 0.11886	01-Mar-18	01:43:12
29	180228M1_29	1800332-07 OF-RW42C-FB01-0218 0.11859	01-Mar-18	01:54:42
30	180228M1_30	1800332-08 OF-INF01-WT-021418 0.11784	01-Mar-18	02:06:11
31	180228M1_31	IPA	01-Mar-18	02:17:42

Dataset: Untitled

Last Altered: Friday, March 02, 2018 10:21:07 Pacific Standard Time

Printed: Friday, March 02, 2018 10:32:30 Pacific Standard Time

Compound name: PFBA

	Name	ID	Acq.Date	Acq.Time
32	180228M1_32	ST180228M1-11 PFC CS3 18B2317	01-Mar-18	02:29:08
33	180228M1_33	IPA	01-Mar-18	02:40:38
34	180228M1_34	1800332-09 OF-MID01-WT-021418 0.11976	01-Mar-18	02:52:08
35	180228M1_35	1800332-10 OF-FB01-WT-021418 0.12199	01-Mar-18	03:03:35
36	180228M1_36	1800332-11 OF-EFF01-WT-021418 0.12052	01-Mar-18	03:15:04
37	180228M1_37	1800332-12 OF-EFF01P-WT-021418 0.12067	01-Mar-18	03:26:31
38	180228M1_38	1800337-01 REEPDW189 0.12105	01-Mar-18	03:38:01
39	180228M1_39	1800338-01 REEPDW189FRB 0.12225	01-Mar-18	03:49:31
40	180228M1_40	1800339-01 WI-A06-MW-06-0218 0.11846	01-Mar-18	04:00:57
41	180228M1_41	1800339-02 WI-A06-FB01-021618 0.12165	01-Mar-18	04:12:27
42	180228M1_42	1800339-03 WI-A06-EB01-021618 0.12121	01-Mar-18	04:23:56
43	180228M1_43	1800339-04 WI-A06-S-01-0218 0.12143	01-Mar-18	04:35:23
44	180228M1_44	1800339-05 WI-A06-S-01P-0218 0.12184	01-Mar-18	04:46:52
45	180228M1_45	1800339-06 WI-A06-FB01-021918 0.12222	01-Mar-18	04:58:21
46	180228M1_46	B8B0121-BS1 OPR 0.125	01-Mar-18	05:09:51
47	180228M1_47	B8B0121-BSD1 LCSD 0.125	01-Mar-18	05:21:21
48	180228M1_48	B8B0121-BLK1 Method Blank 0.125	01-Mar-18	05:32:51
49	180228M1_49	1800327-01 OF-RW42A-0218 0.10903	01-Mar-18	05:44:18
50	180228M1_50	1800327-02 OF-FB42C-0218 0.11801	01-Mar-18	05:55:45
51	180228M1_51	1800327-03 OF-FB42A-0218 0.11946	01-Mar-18	06:07:12
52	180228M1_52	1800327-04 OF-RW42B-0218 0.10944	01-Mar-18	06:18:38
53	180228M1_53	1800327-05 OF-FB42B-0218 0.11557	01-Mar-18	06:30:07
54	180228M1_54	1800327-06 OF-RW44-0218 0.11833	01-Mar-18	06:41:38
55	180228M1_55	IPA	01-Mar-18	06:53:05
56	180228M1_56	ST180228M1-12 PFC CS3 18B2317	01-Mar-18	07:04:32
57	180228M1_57	IPA	01-Mar-18	07:15:59
58	180228M1_58	1800327-07 OF-FB44-0218 0.12118	01-Mar-18	07:27:25
59	180228M1_59	1800327-08 OF-RW59-0218 0.1103	01-Mar-18	07:38:55
60	180228M1_60	1800327-09 OF-FB59-0218 0.11633	01-Mar-18	07:50:24
61	180228M1_61	1800327-10 OF-RW03-0218 0.11147	01-Mar-18	08:01:54
62	180228M1_62	1800327-11 OF-FB03-0218 0.11762	01-Mar-18	08:13:20
63	180228M1_63	1800327-12 OF-RW37-0218 0.11621	01-Mar-18	08:24:51
64	180228M1_64	1800327-13 OF-FB37-0218 0.1165	01-Mar-18	08:36:21
65	180228M1_65	IPA	01-Mar-18	08:47:50

Vista Analytical Laboratory

Dataset: Untitled

Last Altered: Friday, March 02, 2018 10:21:07 Pacific Standard Time

Printed: Friday, March 02, 2018 10:32:30 Pacific Standard Time

Compound name: PFBA

	Name	ID	Acq.Date	Acq.Time
66	180228M1_66	ST180228M1-13 PFC CS0 18B2314	01-Mar-18	08:59:19
67	180228M1_67	IPA	01-Mar-18	09:10:46
68	180228M1_68	B8B0131-BS1 OPR 0.125	01-Mar-18	09:22:16
69	180228M1_69	B8B0131-BLK1 Method Blank 0.125	01-Mar-18	09:33:45
70	180228M1_70	B8B0131-MS1 Matrix Spike 0.12126	01-Mar-18	09:45:15
71	180228M1_71	B8B0131-MSD1 Matrix Spike Dup 0.11914	01-Mar-18	09:56:44
72	180228M1_72	1800329-01 OF-RW59-INF01-0218 0.11462	01-Mar-18	10:08:14
73	180228M1_73	1800329-02 OF-RW59-INF01P-0218 0.11789	01-Mar-18	10:19:43
74	180228M1_74	1800329-03 OF-RW59-MID01-0218 0.11984	01-Mar-18	10:31:12
75	180228M1_75	1800329-04 OF-RW59-EFF01-0218 0.1216	01-Mar-18	10:42:42
76	180228M1_76	1800329-05 OF-RW59-FB01-0218 0.11314	01-Mar-18	10:54:09
77	180228M1_77	1800329-06 OF-RW08-INF01-0218 0.12179	01-Mar-18	11:05:38
78	180228M1_78	1800329-07 OF-RW08-MID01-0218 0.10892	01-Mar-18	11:17:08
79	180228M1_79	1800329-08 OF-RW08-EFF01-0218 0.12262	01-Mar-18	11:28:37
80	180228M1_80	1800329-09 OF-RW08-FB01-0218 0.12173	01-Mar-18	11:40:04
81	180228M1_81	1800329-10 OF-RW63-INF01-0218 0.11237	01-Mar-18	11:51:33
82	180228M1_82	1800329-11 OF-RW63-MID01-0218 0.11515	01-Mar-18	12:03:02
83	180228M1_83	1800329-12 OF-RW63-EFF01-0218 0.12129	01-Mar-18	12:14:29
84	180228M1_84	1800329-13 OF-RW63-FB01-0218 0.12066	01-Mar-18	12:25:56
85	180228M1_85	IPA	01-Mar-18	12:37:23
86	180228M1_86	ST180228M1-14 PFC CS3 18B2317	01-Mar-18	12:48:50
87	180228M1_87	IPA	01-Mar-18	13:00:20
88	180228M1_88	1800329-14 OF-RW44-INF01-0218 0.11484	01-Mar-18	13:11:49
89	180228M1_89	1800329-15 OF-RW44-MID01-0218 0.12094	01-Mar-18	13:23:18
90	180228M1_90	1800329-16 OF-RW44-EFF01-0218 0.11743	01-Mar-18	13:34:48
91	180228M1_91	1800329-17 OF-RW44-FB01-0218 0.12155	01-Mar-18	13:46:17
92	180228M1_92	1800329-18 OF-RW42B-INF01-0218 0.11569	01-Mar-18	13:57:47
93	180228M1_93	B8B0122-BS1 OPR 0.125	01-Mar-18	14:09:16
94	180228M1_94	B8B0122-BSD1 LCSD 0.125	01-Mar-18	14:20:46
95	180228M1_95	B8B0122-BLK1 Method Blank 0.125	01-Mar-18	14:32:16
96	180228M1_96	1800323-01 OF-RW83-0218 0.11418	01-Mar-18	14:43:45
97	180228M1_97	1800323-02 OF-FB83-0218 0.11591	01-Mar-18	14:55:15
98	180228M1_98	1800323-03 OF-RW38-0218 0.11407	01-Mar-18	15:06:44
99	180228M1_99	1800323-04 OF-FB38-0218 0.11688	01-Mar-18	15:18:14

Vista Analytical Laboratory

Dataset: Untitled

Last Altered: Friday, March 02, 2018 10:21:07 Pacific Standard Time

Printed: Friday, March 02, 2018 10:32:30 Pacific Standard Time

Compound name: PFBA

	Name	ID	Acq.Date	Acq.Time
100	180228M1_100	1800323-05 OF-RW43-0218 0.1084	01-Mar-18	15:29:43
101	180228M1_101	1800323-06 OF-FB43-0218 0.10942	01-Mar-18	15:41:13
102	180228M1_102	1800323-07 OF-RW08-0218 0.11646	01-Mar-18	15:52:43
103	180228M1_103	1800323-08 OF-FB08-0218 0.11707	01-Mar-18	16:04:11
104	180228M1_104	1800323-09 OF-RW16-0218 0.11565	01-Mar-18	16:15:38
105	180228M1_105	1800323-10 OF-FB16-0218 0.11729	01-Mar-18	16:27:08
106	180228M1_106	1800324-01 OF-RW63-0218 0.11462	01-Mar-18	16:38:35
107	180228M1_107	1800324-02 OF-FB63-0218 0.11622	01-Mar-18	16:50:02
108	180228M1_108	IPA	01-Mar-18	17:01:29
109	180228M1_109	ST180228M1-15 PFC CS3 18B2317	01-Mar-18	17:12:55
110	180228M1_110	IPA	01-Mar-18	17:24:22
111	180228M1_111	1800324-03 OF-RW23-0218 0.11311	01-Mar-18	17:35:51
112	180228M1_112	1800324-04 OF-FB23-0218 0.11692	01-Mar-18	17:47:22
113	180228M1_113	1800324-05 OF-RW28-0218 0.11227	01-Mar-18	17:58:51
114	180228M1_114	1800324-06 OF-FB28-0218 0.11581	01-Mar-18	18:10:21
115	180228M1_115	1800324-07 OF-RW60-0218 0.11223	01-Mar-18	18:21:50
116	180228M1_116	1800324-08 OF-RW60P-0218 0.11541	01-Mar-18	18:33:20
117	180228M1_117	1800324-09 OF-FB60-0218 0.11817	01-Mar-18	18:44:47
118	180228M1_118	1800324-10 OF-RW42C-0218 0.11358	01-Mar-18	18:56:13
119	180228M1_119	B8B0068-BS1 OPR 0.25	01-Mar-18	19:07:40
120	180228M1_120	B8B0068-BLK1 Method Blank 0.25	01-Mar-18	19:19:07
121	180228M1_121	1800272-01 MtBE_7256 0.26427	01-Mar-18	19:30:37
122	180228M1_122	1800286-01 GW2125180205RAP 0.25961	01-Mar-18	19:42:07
123	180228M1_123	1800286-02 GW3135180206RAP 0.25631	01-Mar-18	19:53:34
124	180228M1_124	1800286-03 GW4044180206RAP 0.25699	01-Mar-18	20:05:04
125	180228M1_125	1800286-04 GW5054180206RAP 0.26906	01-Mar-18	20:16:31
126	180228M1_126	1800286-05 GW5963180207RAP 0.26219	01-Mar-18	20:28:00
127	180228M1_127	IPA	01-Mar-18	20:39:27
128	180228M1_128	ST180228M1-16 PFC CS0 18B2314	01-Mar-18	20:50:57
129	180228M1_129	IPA	01-Mar-18	21:02:24
130	180228M1_130	1800286-06 GW2024180207RAP 0.25995	01-Mar-18	21:13:51
131	180228M1_131	1800286-07 GW3034180207RAP 0.25817	01-Mar-18	21:25:17
132	180228M1_132	1800286-08 GW4145180207RAP 0.26371	01-Mar-18	21:36:44
133	180228M1_133	1800286-09 GW5054180208RAP 0.26011	01-Mar-18	21:48:14

Dataset: Untitled

Last Altered: Friday, March 02, 2018 10:21:07 Pacific Standard Time
Printed: Friday, March 02, 2018 10:32:30 Pacific Standard Time

Compound name: PFBA

	Name	ID	Acq Date	Acq Time
134	180228M1_134	1800293-01 HS DW WELL 1-TAP 0.26085	01-Mar-18	21:59:41
135	180228M1_135	1800293-02 FB1802071025AB 0.26261	01-Mar-18	22:11:08
136	180228M1_136	1800293-03 HS DW WELL 2-TAP 0.25552	01-Mar-18	22:22:37
137	180228M1_137	1800293-04 HS DW WELL 12-TAP 0.26089	01-Mar-18	22:34:07
138	180228M1_138	1800293-05 HS DW WELL 12-TAP-DUP 0.25274	01-Mar-18	22:45:36
139	180228M1_139	1800293-06 HS BUS Garage Well-TAP 0.25645	01-Mar-18	22:57:03
140	180228M1_140	1800293-07 HS Maint. Barn Well-TAP 0.25599	01-Mar-18	23:08:32
141	180228M1_141	IPA	01-Mar-18	23:20:02
142	180228M1_142	ST180228M1-17 PFC CS3 18B2317	01-Mar-18	23:31:32
143	180228M1_143	IPA	01-Mar-18	23:43:01
144	180228M1_144	1800293-08 Elementary School Well-TAP 0.261...	01-Mar-18	23:54:27
145	180228M1_145	IPA	02-Mar-18	00:05:57
146	180228M1_146	ST180228M1-18 PFC CS3 18B2317	02-Mar-18	00:17:27
147	180228M1_147	IPA	02-Mar-18	00:28:56

Dataset: F:\Projects\PFAS.PRO\Results\180228M1\180228M1-32.qld

Last Altered: Friday, March 02, 2018 11:32:54 Pacific Standard Time

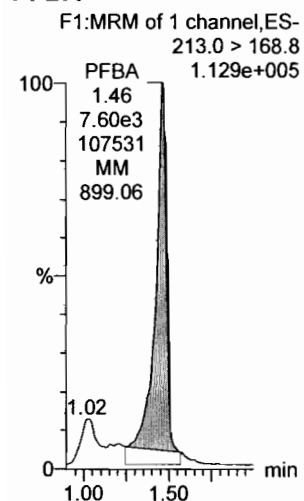
Printed: Friday, March 02, 2018 11:33:15 Pacific Standard Time

Method: F:\Projects\PFAS.PRO\MethDB\PFAS_FULL_80C_022718.mdb 28 Feb 2018 13:19:45

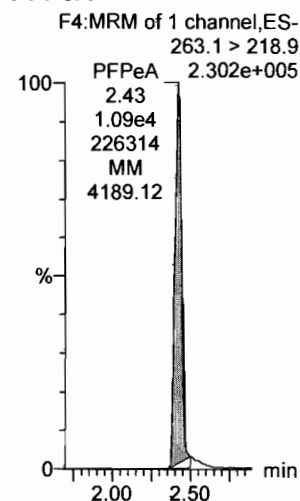
Calibration: F:\Projects\PFAS.PRO\CurveDB\C18_VAL-PFAS_Q4_02-28-18-FULL.cdb 01 Mar 2018 12:54:21

Name: 180228M1_32, Date: 01-Mar-2018, Time: 02:29:08, ID: ST180228M1-11 PFC CS3 18B2317, Description: PFC CS3 18B2317

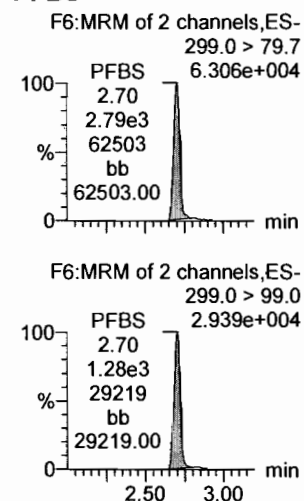
PFBA



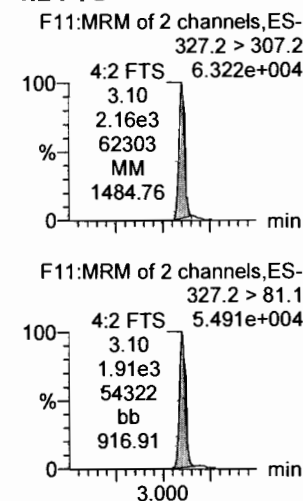
PFPeA



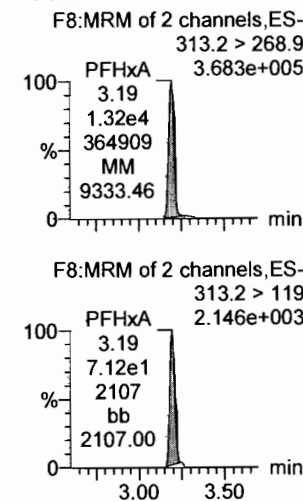
PFBS



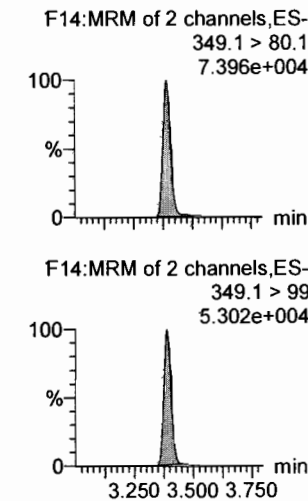
4:2 FTS



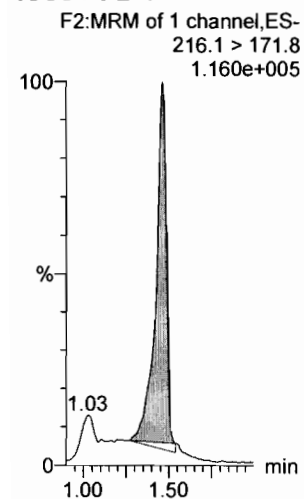
PFHxA



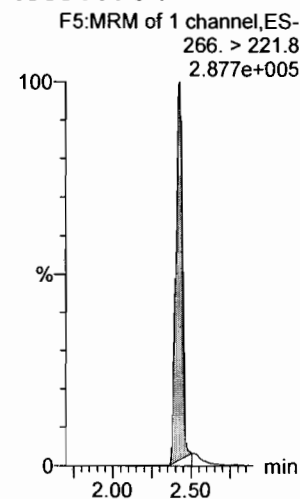
PFPeS



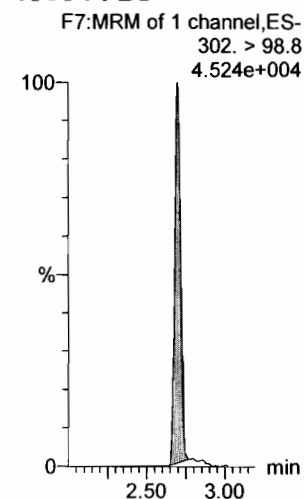
13C3-PFBA



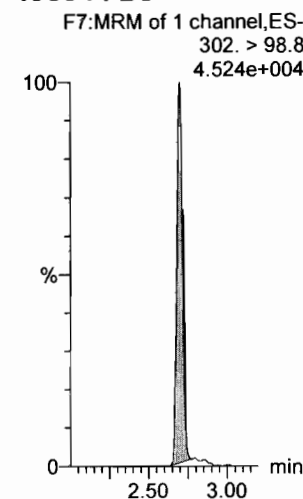
13C3-PFPeA



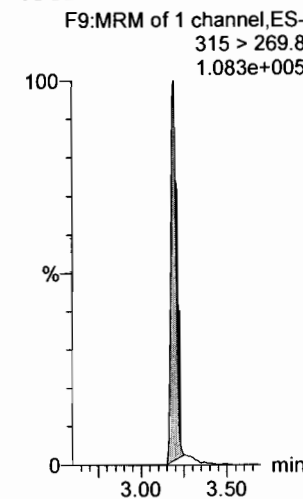
13C3-PFBS



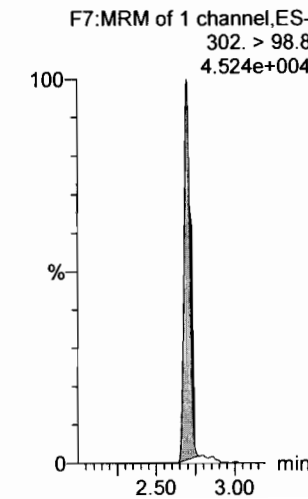
13C3-PFBS



13C2-PFHxA



13C3-PFBS



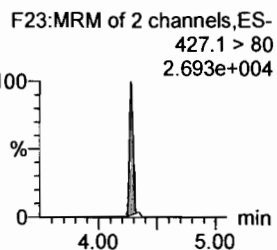
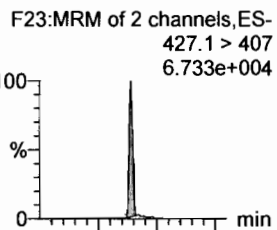
Dataset: F:\Projects\PFAS.PRO\Results\180228M1\180228M1-32.qld

Last Altered: Friday, March 02, 2018 11:32:54 Pacific Standard Time

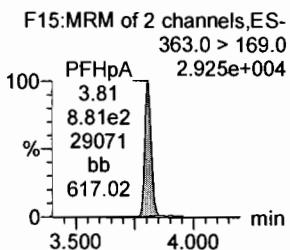
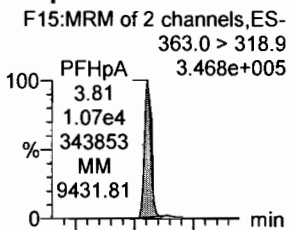
Printed: Friday, March 02, 2018 11:33:15 Pacific Standard Time

Name: 180228M1_32, Date: 01-Mar-2018, Time: 02:29:08, ID: ST180228M1-11 PFC CS3 18B2317, Description: PFC CS3 18B2317

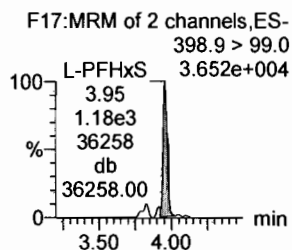
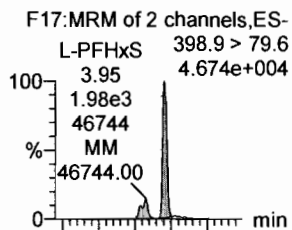
6:2 FTS



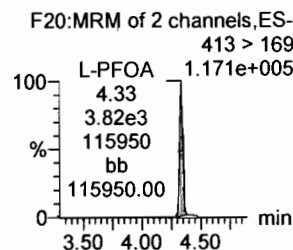
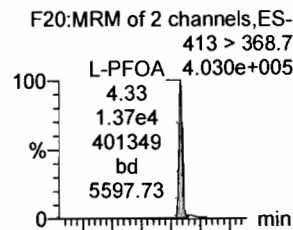
PFHpA



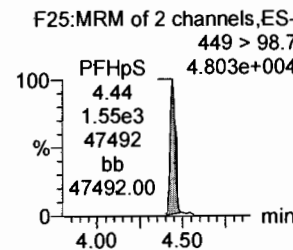
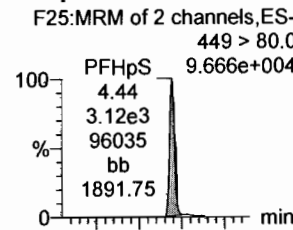
L-PFHxS



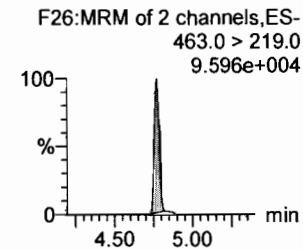
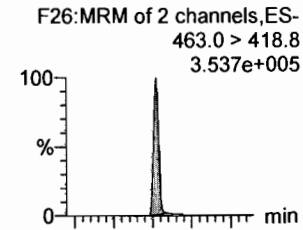
L-PFOA



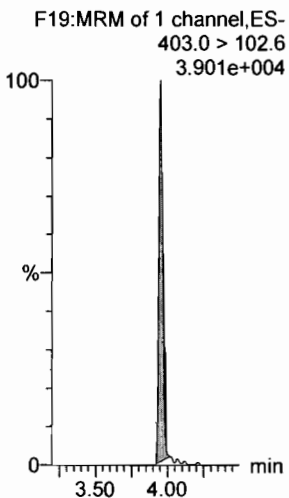
PFHpS



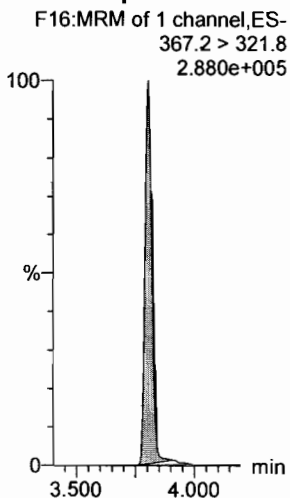
PFNA



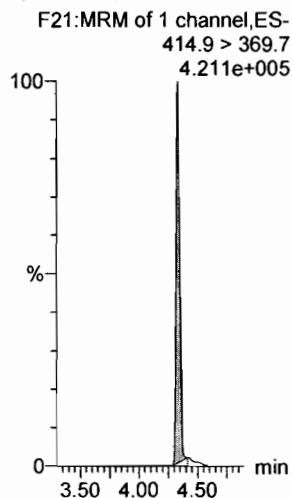
1802-PFHxS



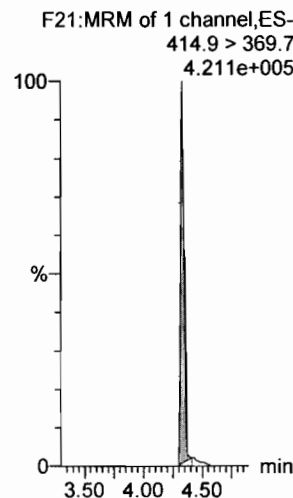
13C4-PFHpA



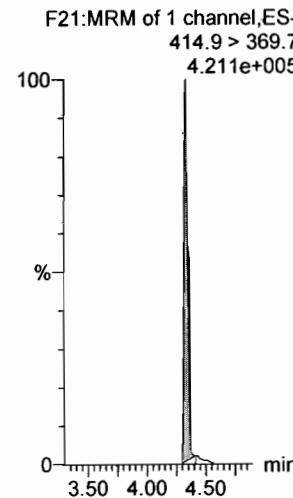
13C2-PFOA



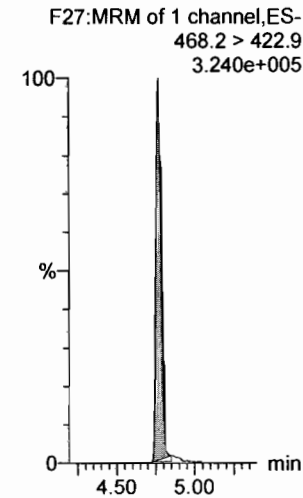
13C2-PFOA



13C2-PFOA



13C5-PFNA



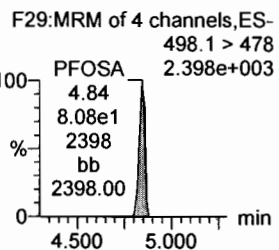
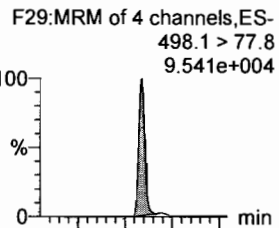
Dataset: F:\Projects\PFAS.PRO\Results\180228M1\180228M1-32.qld

Last Altered: Friday, March 02, 2018 11:32:54 Pacific Standard Time

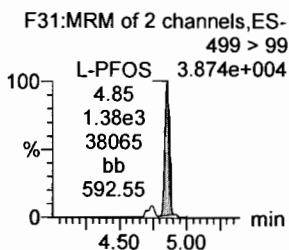
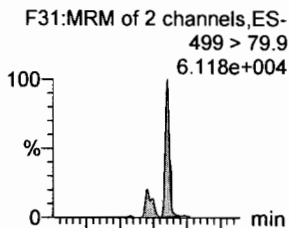
Printed: Friday, March 02, 2018 11:33:15 Pacific Standard Time

Name: 180228M1_32, Date: 01-Mar-2018, Time: 02:29:08, ID: ST180228M1-11 PFC CS3 18B2317, Description: PFC CS3 18B2317

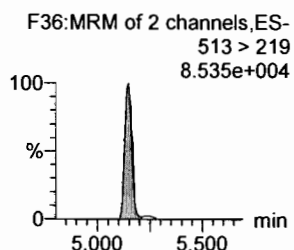
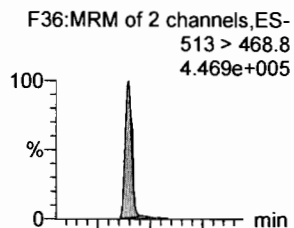
PFOSA



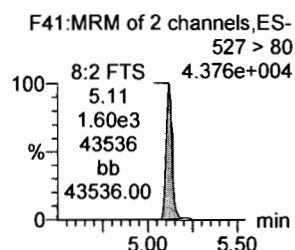
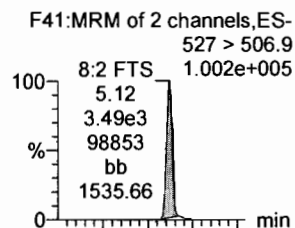
L-PFOS



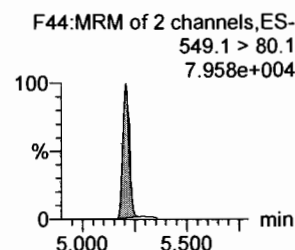
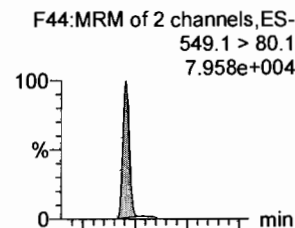
PFDA



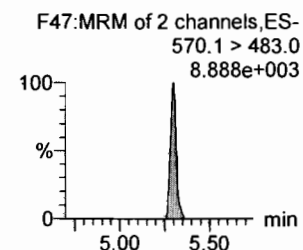
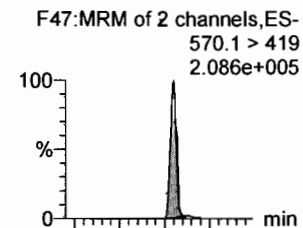
8:2 FTS



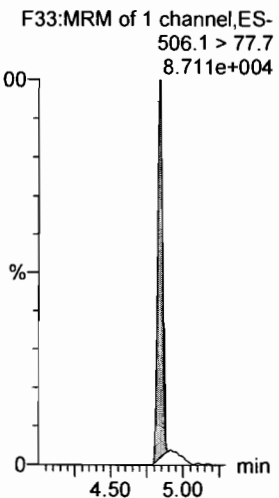
PFNS



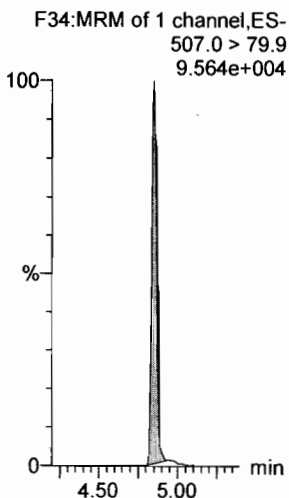
N-MeFOSAA



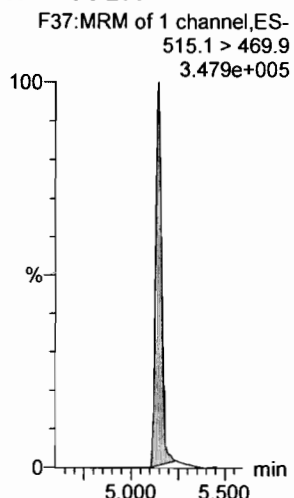
13C8-PFOSA




13C8-PFOS



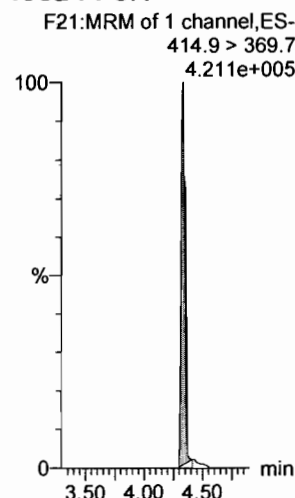
13C2-PFDA



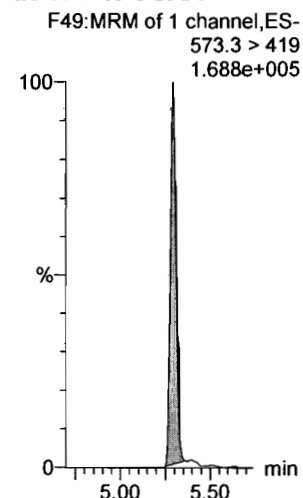
13C2-PFOA



13C2-PFOA



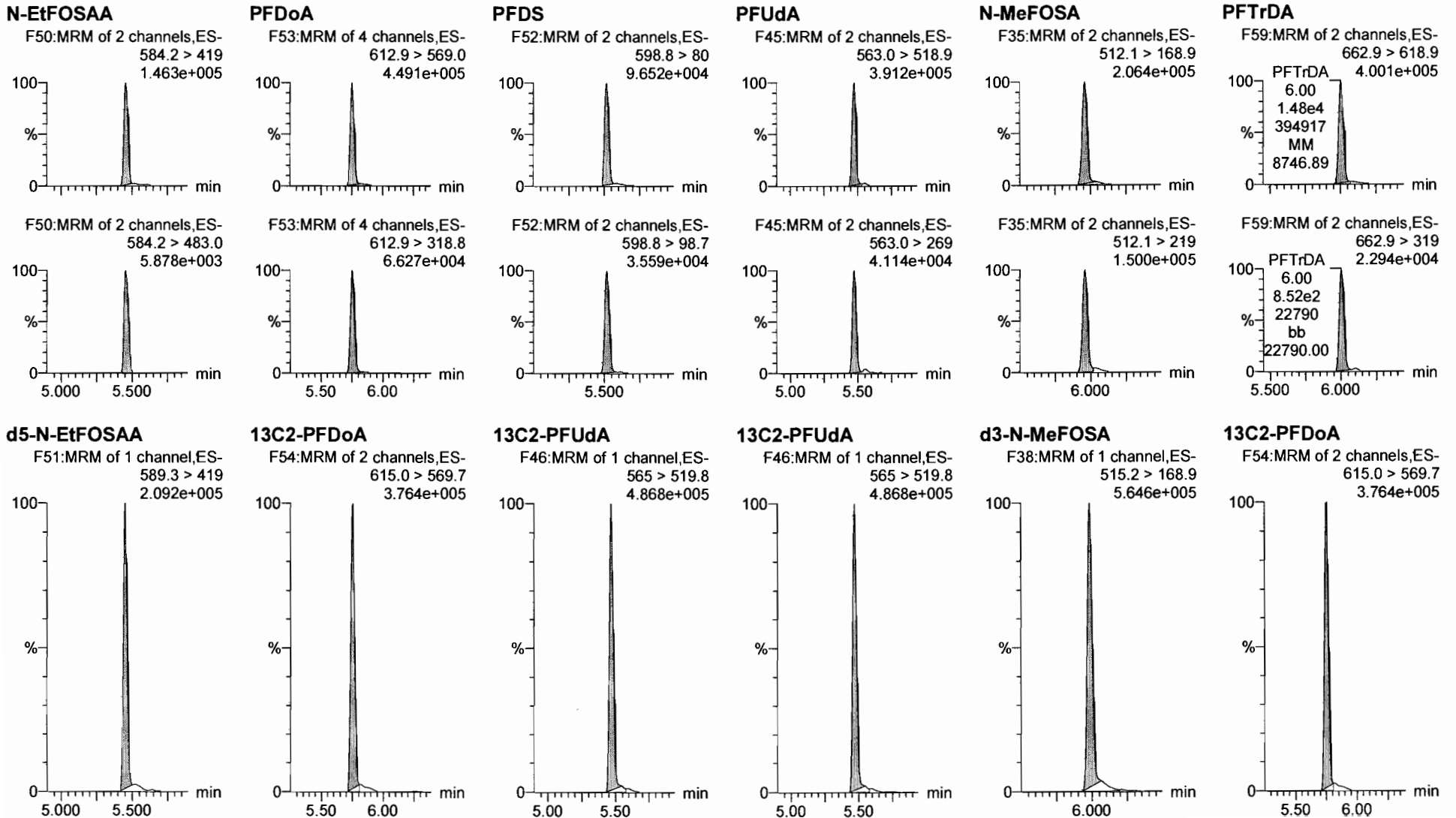
d3-N-MeFOSAA



Dataset: F:\Projects\PFAS.PRO\Results\180228M1\180228M1-32.qld

Last Altered: Friday, March 02, 2018 11:32:54 Pacific Standard Time
Printed: Friday, March 02, 2018 11:33:15 Pacific Standard Time

Name: 180228M1_32, Date: 01-Mar-2018, Time: 02:29:08, ID: ST180228M1-11 PFC CS3 18B2317, Description: PFC CS3 18B2317



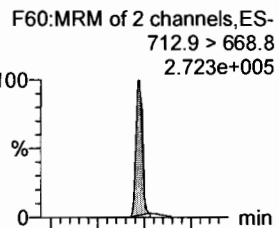
Dataset: F:\Projects\PFAS.PRO\Results\180228M1\180228M1-32.qld

Last Altered: Friday, March 02, 2018 11:32:54 Pacific Standard Time

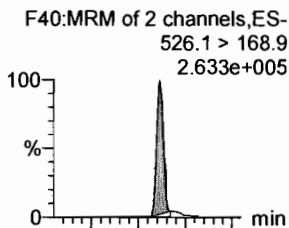
Printed: Friday, March 02, 2018 11:33:15 Pacific Standard Time

Name: 180228M1_32, Date: 01-Mar-2018, Time: 02:29:08, ID: ST180228M1-11 PFC CS3 18B2317, Description: PFC CS3 18B2317

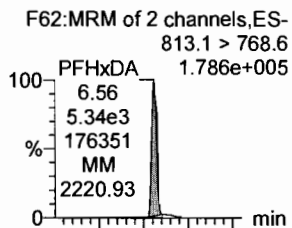
PFTeDA




N-EtFOSA




PFHxDA



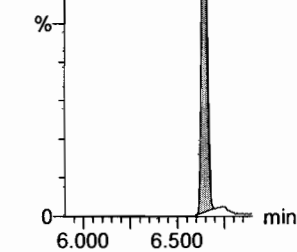
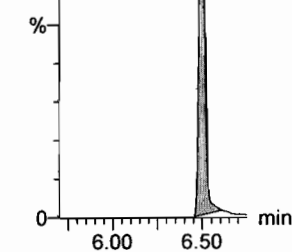
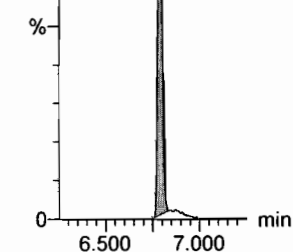
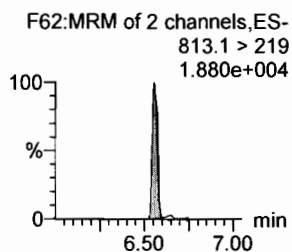
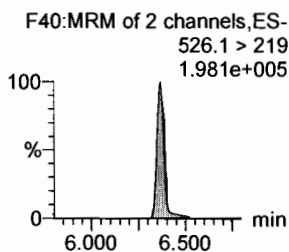
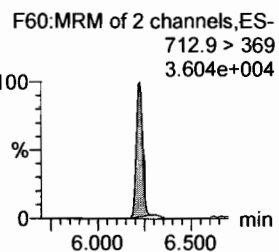
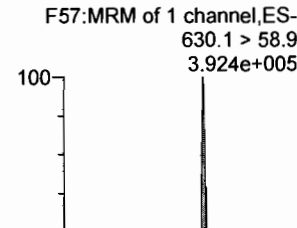
PFODA



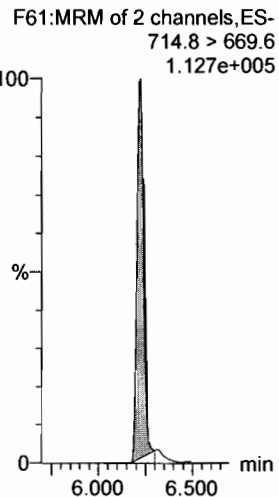
N-MeFOSE



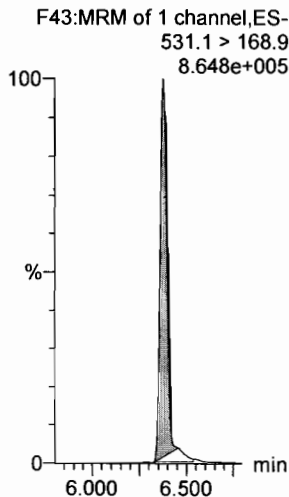
N-EtFOSE



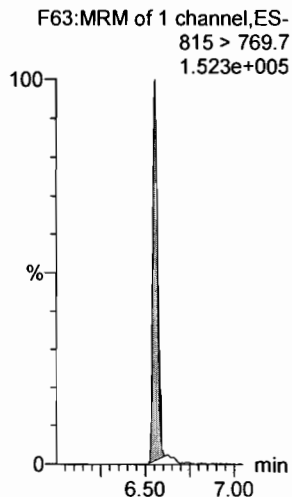
13C2-PFTeDA



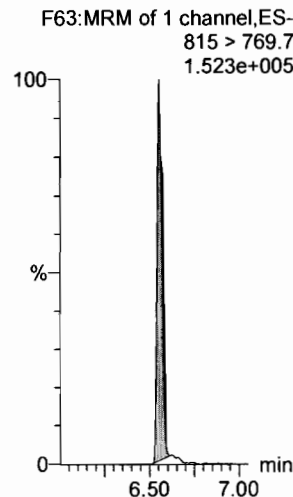
d5-N-ETFOSA



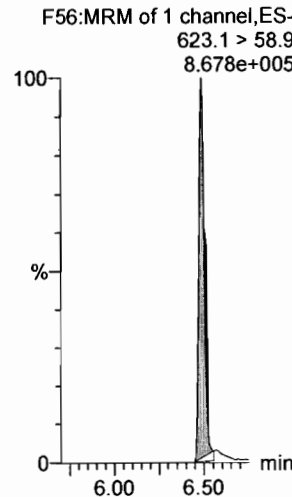
13C2-PFHxDA



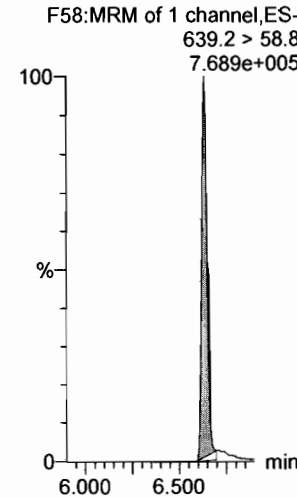
13C2-PFHxDA



d7-N-MeFOSE



d9-N-EtFOSE



Dataset: F:\Projects\PFAS.PRO\Results\180228M1\180228M1-32.qld

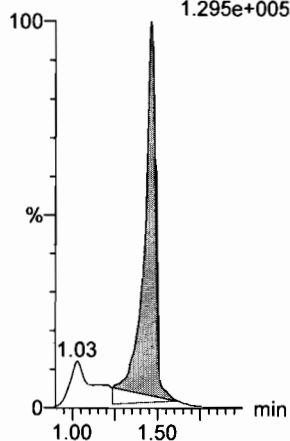
Last Altered: Friday, March 02, 2018 11:32:54 Pacific Standard Time

Printed: Friday, March 02, 2018 11:33:15 Pacific Standard Time

Name: 180228M1_32, Date: 01-Mar-2018, Time: 02:29:08, ID: ST180228M1-11 PFC CS3 18B2317, Description: PFC CS3 18B2317

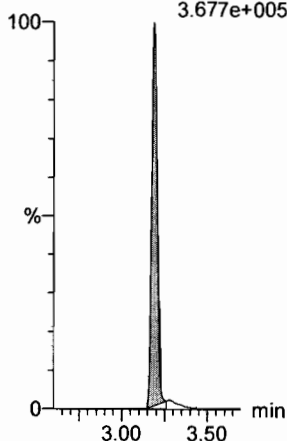
13C4-PFBA

F3:MRM of 1 channel,ES-
217. > 171.8
1.295e+005



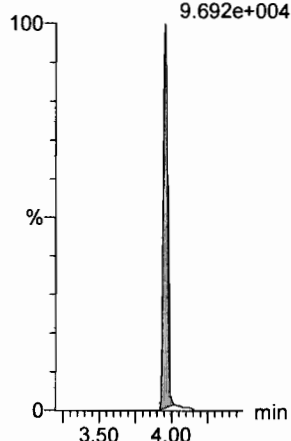
13C5-PFHxA

F10:MRM of 1 channel,ES-
318 > 272.9
3.677e+005



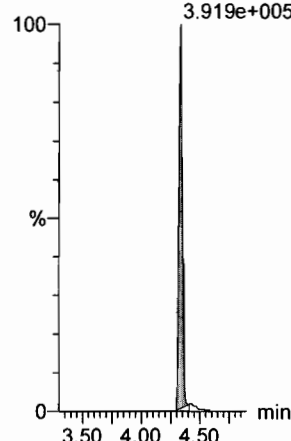
13C3-PFHxS

F18:MRM of 1 channel,ES-
401.9 > 79.9
9.692e+004



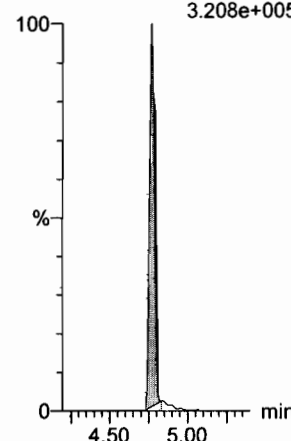
13C8-PFOA

F22:MRM of 1 channel,ES-
421.3 > 376
3.919e+005



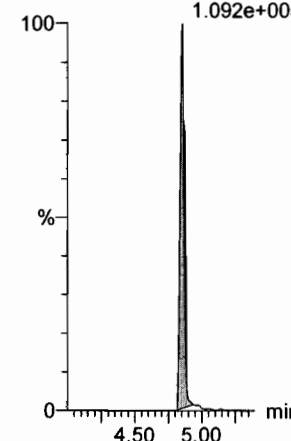
13C9-PFNA

F28:MRM of 1 channel,ES-
472.2 > 426.9
3.208e+005



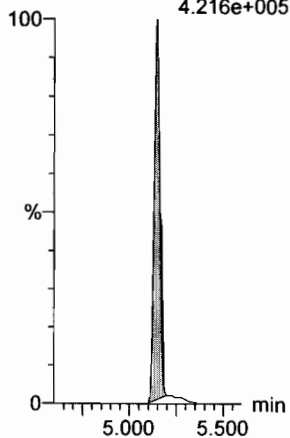
13C4-PFOS

F32:MRM of 1 channel,ES-
503 > 79.9
1.092e+005



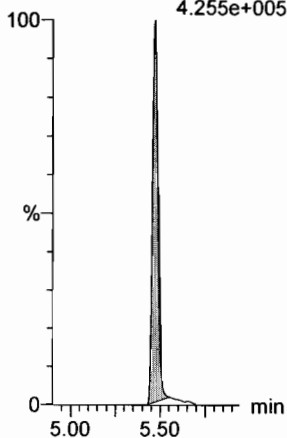
13C6-PFDA

F39:MRM of 1 channel,ES-
519.1 > 473.7
4.216e+005



13C7-PFUDa

F48:MRM of 1 channel,ES-
570.1 > 524.8
4.255e+005



Dataset: F:\Projects\PFAS.PRO\Results\180228M1\180228M1-56.qld

Last Altered: Friday, March 02, 2018 09:08:59 Pacific Standard Time

Printed: Friday, March 02, 2018 09:10:29 Pacific Standard Time

Ⓢ Above limit criteria.

Method: F:\Projects\PFAS.PRO\MethDB\PFAS_FULL_80C_022718.mdb 28 Feb 2018 13:19:45

Calibration: F:\Projects\PFAS.PRO\CurveDB\C18_VAL-PFAS_Q4_02-28-18-FULL.cdb 01 Mar 2018 12:54:21

Name: 180228M1_56, Date: 01-Mar-2018, Time: 07:04:32, ID: ST180228M1-12 PFC CS3 18B2317, Description: PFC CS3 18B2317

#	Name	Trace	Area	IS Area	RRF	Pred.RT	RT	y Axis Resp.	Conc.	%Rec	Recovery	Out
1	1 PFBA	213.0 > 168.8	8.68e3	8.76e3		1.46	1.47	12.4	10.6	106.2		NO
2	2 PFPeA	263.1 > 218.9	1.11e4	1.31e4		2.31	2.43	10.6	11.1	111.4		NO
3	3 PFBS	299.0 > 79.7	2.56e3	1.78e3		2.60	2.71	18.0	10.4	104.2		NO
4	4 4:2 FTS	327.2>307.2	2.02e3	1.78e3		3.00	3.10	14.2	9.80	98.0		NO
5	5 PFHxA	313.2 > 268.9	1.35e4	4.02e3		3.19	3.20	16.8	10.7	107.4		NO
6	6 PFPeS	349.1>80.1	2.91e3	1.78e3		3.39	3.39	20.5	10.9	108.6		NO
7	7 PFHpA	363.0 > 318.9	1.06e4	9.29e3		3.81	3.81	14.3	11.3	113.2		NO
8	8 L-PFHxS	398.9 > 79.6	1.91e3	1.24e3		4.17	3.96	19.3	9.43	94.3		NO
9	10 6:2 FTS	427.1 > 407	2.70e3	1.58e4		4.28	4.28	2.14	10.1	100.8		NO
10	11 L-PFOA	413 > 368.7	1.25e4	1.58e4		4.40	4.34	9.92	10.3	102.9		NO
11	13 PFHpS	449 > 80.0	2.96e3	1.58e4		4.44	4.45	2.35	10.5	105.3		NO
12	14 PFNA	463.0 > 418.8	1.47e4	1.33e4		4.76	4.78	13.8	10.9	109.0		NO
13	15 PFOSA	498.1 > 77.8	3.12e3	3.48e3		4.83	4.84	11.2	11.5	115.0		NO
14	16 L-PFOS	499 > 79.9	2.88e3	3.16e3		4.90	4.85	11.4	11.3	112.7		NO
15	18 PFDA	513 > 468.8	1.45e4	1.09e4		5.14	5.15	16.5	11.3	112.6		NO
16	19 8:2 FTS	527 > 506.9	2.69e3	1.58e4		5.12	5.12	2.13	7.73	77.3		NO
17	20 PFNS	549.1>80.1	2.75e3	3.16e3		5.08	5.21	10.9	13.5	135.5		YES [Ⓢ]
18	21 N-MeFOSAA	570.1 > 419	6.40e3	5.27e3		5.29	5.30	15.2	11.3	113.2		NO
19	22 N-EtFOSAA	584.2 > 419	5.11e3	5.55e3		5.45	5.46	11.5	12.2	122.4		NO
20	23 PFUdA	563.0 > 518.9	1.23e4	1.83e4		5.46	5.47	8.40	8.39	83.9		NO
21	24 PFDS	598.8 > 80	3.17e3	1.83e4		5.51	5.52	2.16	9.02	90.2		NO
22	25 PFDaA	612.9 > 569.0	1.17e4	1.46e4		5.74	5.76	10.1	8.04	80.4		NO
23	26 N-MeFOSA	512.1 > 168.9	7.87e3	2.17e4		5.84	5.96	54.4	57.3	114.6		NO
24	27 PFTrDA	662.9 > 618.9	1.70e4	1.46e4		5.98	6.00	14.6	9.99	99.9		NO
25	28 PFTeDA	712.9 > 668.8	1.13e4	6.32e3		6.20	6.22	22.3	9.29	92.9		NO
26	29 N-EtFOSA	526.1 > 168.9	1.08e4	3.33e4		6.22	6.37	48.7	52.7	105.4		NO
27	30 PFHxDA	813.1 > 768.6	6.23e3	4.70e3		6.51	6.56	6.62	10.5	105.3		NO
28	31 PFODA	913.1 > 868.8	7.09e3	4.70e3		6.74	6.79	7.54	11.2	112.0		NO
29	32 N-MeFOSE	616.1 > 58.9	9.43e3	2.69e4		6.31	6.50	52.7	50.1	100.1		NO
30	33 N-EtFOSE	630.1 > 58.9	9.96e3	2.94e4		6.45	6.65	50.8	42.1	84.1		NO
31	34 13C3-PFBA	216.1 > 171.8	8.76e3	1.00e4	0.869	1.46	1.47	10.9	12.6	100.8		NO

*DM
3/2/18*

Dataset: F:\Projects\PFAS.PRO\Results\180228M1\180228M1-56.qld

Last Altered: Friday, March 02, 2018 09:08:59 Pacific Standard Time
Printed: Friday, March 02, 2018 09:10:29 Pacific Standard Time

Name: 180228M1_56, Date: 01-Mar-2018, Time: 07:04:32, ID: ST180228M1-12 PFC CS3 18B2317, Description: PFC CS3 18B2317

#	Name	Trace	Area	IS Area	RRF	Pred.RT	RT	y Axis Resp.	Conc.	%Rec	Recovery	Out
32	35 13C3-PFPeA	266. > 221.8	1.31e4	1.34e4	0.978	2.42	2.43	12.2	12.5	100.0	NO	
33	36 13C3-PFBS	302. > 98.8	1.78e3	1.34e4	0.123	2.69	2.71	1.65	13.4	107.3	NO	
34	37 13C2-PFHxA	315 > 269.8	4.02e3	1.34e4	0.712	3.19	3.20	3.74	5.26	105.2	NO	
35	38 13C4-PFHpA	367.2 > 321.8	9.29e3	1.34e4	0.678	3.81	3.81	8.65	12.8	102.1	NO	
36	39 18O2-PFHxS	403.0 > 102.6	1.24e3	3.52e3	0.392	3.96	3.96	4.39	11.2	89.5	NO	
37	40 13C2-PFOA	414.9 > 369.7	1.58e4	1.23e4	1.308	4.33	4.34	16.0	12.3	98.1	NO	
38	41 13C5-PFNA	468.2 > 422.9	1.33e4	1.45e4	0.976	4.76	4.78	11.4	11.7	93.6	NO	
39	42 13C8-PFOSA	506.1 > 77.7	3.48e3	1.55e4	0.254	4.83	4.84	2.81	11.0	88.3	NO	
40	43 13C8-PFOS	507.0 > 79.9	3.16e3	3.40e3	1.040	4.84	4.85	11.6	11.2	89.3	NO	
41	44 13C2-PFDA	515.1 > 469.9	1.09e4	1.32e4	0.967	5.14	5.15	10.4	10.7	85.8	NO	
42	45 d3-N-MeFOSAA	573.3 > 419	5.27e3	1.55e4	0.381	5.29	5.30	4.25	11.1	89.2	NO	
43	46 d5-N-EtFOSAA	589.3 > 419	5.55e3	1.55e4	0.399	5.45	5.45	4.47	11.2	89.8	NO	
44	47 13C2-PFUdA	565 > 519.8	1.83e4	1.55e4	0.985	5.46	5.47	14.8	15.0	120.0	NO	
45	48 13C2-PFDoA	615.0 > 569.7	1.46e4	1.55e4	0.813	5.74	5.76	11.7	14.4	115.5	NO	
46	49 d3-N-MeFOSA	515.2 > 168.9	2.17e4	1.55e4	0.124	5.84	5.99	17.5	141	93.7	NO	
47	50 13C2-PFTeDA	714.8 > 669.6	6.32e3	1.55e4	0.379	6.20	6.23	5.10	13.5	107.8	NO	
48	51 d5-N-ETFOSA	531.1 > 168.9	3.33e4	1.55e4	0.189	6.22	6.38	26.8	142	94.5	NO	
49	52 13C2-PFHxDA	815 > 769.7	4.70e3	1.55e4	0.703	6.51	6.56	3.79	5.40	107.9	NO	
50	53 d7-N-MeFOSE	623.1 > 58.9	2.69e4	1.55e4	0.157	6.31	6.50	21.7	138	91.7	NO	
51	54 d9-N-EtFOSE	639.2 > 58.8	2.94e4	1.55e4	0.146	6.45	6.64	23.7	162	108.0	NO	
52	55 13C4-PFBA	217. > 171.8	1.00e4	1.00e4	1.000	1.46	1.47	12.5	12.5	100.0	NO	
53	56 13C5-PFHxA	318 > 272.9	1.34e4	1.34e4	1.000	3.19	3.20	12.5	12.5	100.0	NO	
54	57 13C3-PFHxS	401.9 > 79.9	3.52e3	3.52e3	1.000	3.96	3.96	12.5	12.5	100.0	NO	
55	58 13C8-PFOA	421.3 > 376	1.23e4	1.23e4	1.000	4.33	4.33	12.5	12.5	100.0	NO	
56	59 13C9-PFNA	472.2 > 426.9	1.45e4	1.45e4	1.000	4.70	4.77	12.5	12.5	100.0	NO	
57	60 13C4-PFOS	503 > 79.9	3.40e3	3.40e3	1.000	4.84	4.85	12.5	12.5	100.0	NO	
58	61 13C6-PFDA	519.1 > 473.7	1.32e4	1.32e4	1.000	5.14	5.15	12.5	12.5	100.0	NO	
59	62 13C7-PFUdA	570.1 > 524.8	1.55e4	1.55e4	1.000	5.46	5.47	12.5	12.5	100.0	NO	

Vista Analytical Laboratory

Dataset: Untitled

Last Altered: Friday, March 02, 2018 10:21:07 Pacific Standard Time

Printed: Friday, March 02, 2018 10:32:30 Pacific Standard Time

Method: F:\Projects\PFAS.PRO\MethDB\PFAS_FULL_80C_022718.mdb 28 Feb 2018 13:19:45

Calibration: F:\Projects\PFAS.PRO\CurveDB\IC18_VAL-PFAS_Q4_02-28-18-FULL.cdb 01 Mar 2018 12:54:21

Compound name: PFBA

	Name	ID	Acq.Date	Acq.Time
1	180228M1_1	IPA	28-Feb-18	20:33:26
2	180228M1_2	ST180228M1-1 PFC CS-2 18B2312	28-Feb-18	20:44:50
3	180228M1_3	ST180228M1-2 PFC CS-1 18B2313	28-Feb-18	20:56:17
4	180228M1_4	ST180228M1-3 PFC CS0 18B2314	28-Feb-18	21:07:44
5	180228M1_5	ST180228M1-4 PFC CS1 18B2315	28-Feb-18	21:19:13
6	180228M1_6	ST180228M1-5 PFC CS2 18B2316	28-Feb-18	21:30:43
7	180228M1_7	ST180228M1-6 PFC CS3 18B2317	28-Feb-18	21:42:12
8	180228M1_8	ST180228M1-7 PFC CS4 18B2318	28-Feb-18	21:53:43
9	180228M1_9	ST180228M1-8 PFC CS5 18B2319	28-Feb-18	22:05:09
10	180228M1_10	ST180228M1-9 PFC CS6 18B2320	28-Feb-18	22:16:39
11	180228M1_11	ST180228M1-10 PFC CS7 18B2321	28-Feb-18	22:28:09
12	180228M1_12	IPA	28-Feb-18	22:39:39
13	180228M1_13	ICV180228M1-1 PFC ICV 18B2311	28-Feb-18	22:51:06
14	180228M1_14	IPA	28-Feb-18	23:02:32
15	180228M1_15	1800170-04@10X C1 Comp 0.02028	28-Feb-18	23:13:59
16	180228M1_16	1800342-14@10X WI-AF-MW-201-0218 0.11911	28-Feb-18	23:25:29
17	180228M1_17	1800342-18@5x WI-AF-N2-6C-0218 0.11624	28-Feb-18	23:36:59
18	180228M1_18	1800333-03 REEPDW188 0.12197	28-Feb-18	23:48:28
19	180228M1_19	B8B0129-BS1 OPR 0.125	28-Feb-18	23:59:58
20	180228M1_20	B8B0129-BLK1 Method Blank 0.125	01-Mar-18	00:11:28
21	180228M1_21	B8B0129-MS1 Matrix Spike 0.11962	01-Mar-18	00:22:55
22	180228M1_22	B8B0129-MSD1 Matrix Spike Dup 0.12145	01-Mar-18	00:34:21
23	180228M1_23	1800332-01 OF-RW42B-MID01-0218 0.11601	01-Mar-18	00:45:48
24	180228M1_24	1800332-02 OF-RW42B-EFF01-0218 0.1211	01-Mar-18	00:57:15
25	180228M1_25	1800332-03 OF-RW42B-FB01-0218 0.12204	01-Mar-18	01:08:45
26	180228M1_26	1800332-04 OF-RW42C-INF01-0218 0.1208	01-Mar-18	01:20:14
27	180228M1_27	1800332-05 OF-RW42C-MID01-0218 0.12063	01-Mar-18	01:31:43
28	180228M1_28	1800332-06 OF-RW42C-EFF01-0218 0.11886	01-Mar-18	01:43:12
29	180228M1_29	1800332-07 OF-RW42C-FB01-0218 0.11859	01-Mar-18	01:54:42
30	180228M1_30	1800332-08 OF-INF01-WT-021418 0.11784	01-Mar-18	02:06:11
31	180228M1_31	IPA	01-Mar-18	02:17:42

Vista Analytical Laboratory

Dataset: Untitled

Last Altered: Friday, March 02, 2018 10:21:07 Pacific Standard Time

Printed: Friday, March 02, 2018 10:32:30 Pacific Standard Time

Compound name: PFBA

	Name	ID	Acq.Date	Acq.Time
32	180228M1_32	ST180228M1-11 PFC CS3 18B2317	01-Mar-18	02:29:08
33	180228M1_33	IPA	01-Mar-18	02:40:38
34	180228M1_34	1800332-09 OF-MID01-WT-021418 0.11976	01-Mar-18	02:52:08
35	180228M1_35	1800332-10 OF-FB01-WT-021418 0.12199	01-Mar-18	03:03:35
36	180228M1_36	1800332-11 OF-EFF01-WT-021418 0.12052	01-Mar-18	03:15:04
37	180228M1_37	1800332-12 OF-EFF01P-WT-021418 0.12067	01-Mar-18	03:26:31
38	180228M1_38	1800337-01 REEPDW189 0.12105	01-Mar-18	03:38:01
39	180228M1_39	1800338-01 REEPDW189FRB 0.12225	01-Mar-18	03:49:31
40	180228M1_40	1800339-01 WI-A06-MW-06-0218 0.11846	01-Mar-18	04:00:57
41	180228M1_41	1800339-02 WI-A06-FB01-021618 0.12165	01-Mar-18	04:12:27
42	180228M1_42	1800339-03 WI-A06-EB01-021618 0.12121	01-Mar-18	04:23:56
43	180228M1_43	1800339-04 WI-A06-S-01-0218 0.12143	01-Mar-18	04:35:23
44	180228M1_44	1800339-05 WI-A06-S-01P-0218 0.12184	01-Mar-18	04:46:52
45	180228M1_45	1800339-06 WI-A06-FB01-021918 0.12222	01-Mar-18	04:58:21
46	180228M1_46	B8B0121-BS1 OPR 0.125	01-Mar-18	05:09:51
47	180228M1_47	B8B0121-BSD1 LCSD 0.125	01-Mar-18	05:21:21
48	180228M1_48	B8B0121-BLK1 Method Blank 0.125	01-Mar-18	05:32:51
49	180228M1_49	1800327-01 OF-RW42A-0218 0.10903	01-Mar-18	05:44:18
50	180228M1_50	1800327-02 OF-FB42C-0218 0.11801	01-Mar-18	05:55:45
51	180228M1_51	1800327-03 OF-FB42A-0218 0.11946	01-Mar-18	06:07:12
52	180228M1_52	1800327-04 OF-RW42B-0218 0.10944	01-Mar-18	06:18:38
53	180228M1_53	1800327-05 OF-FB42B-0218 0.11557	01-Mar-18	06:30:07
54	180228M1_54	1800327-06 OF-RW44-0218 0.11833	01-Mar-18	06:41:38
55	180228M1_55	IPA	01-Mar-18	06:53:05
56	180228M1_56	ST180228M1-12 PFC CS3 18B2317	01-Mar-18	07:04:32
57	180228M1_57	IPA	01-Mar-18	07:15:59
58	180228M1_58	1800327-07 OF-FB44-0218 0.12118	01-Mar-18	07:27:25
59	180228M1_59	1800327-08 OF-RW59-0218 0.1103	01-Mar-18	07:38:55
60	180228M1_60	1800327-09 OF-FB59-0218 0.11633	01-Mar-18	07:50:24
61	180228M1_61	1800327-10 OF-RW03-0218 0.11147	01-Mar-18	08:01:54
62	180228M1_62	1800327-11 OF-FB03-0218 0.11762	01-Mar-18	08:13:20
63	180228M1_63	1800327-12 OF-RW37-0218 0.11621	01-Mar-18	08:24:51
64	180228M1_64	1800327-13 OF-FB37-0218 0.1165	01-Mar-18	08:36:21
65	180228M1_65	IPA	01-Mar-18	08:47:50

Vista Analytical Laboratory

Dataset: Untitled

Last Altered: Friday, March 02, 2018 10:21:07 Pacific Standard Time

Printed: Friday, March 02, 2018 10:32:30 Pacific Standard Time

Compound name: PFBA

	Name	ID	Acq Date	Acq Time
66	180228M1_66	ST180228M1-13 PFC CS0 18B2314	01-Mar-18	08:59:19
67	180228M1_67	IPA	01-Mar-18	09:10:46
68	180228M1_68	B8B0131-BS1 OPR 0.125	01-Mar-18	09:22:16
69	180228M1_69	B8B0131-BLK1 Method Blank 0.125	01-Mar-18	09:33:45
70	180228M1_70	B8B0131-MS1 Matrix Spike 0.12126	01-Mar-18	09:45:15
71	180228M1_71	B8B0131-MSD1 Matrix Spike Dup 0.11914	01-Mar-18	09:56:44
72	180228M1_72	1800329-01 OF-RW59-INF01-0218 0.11462	01-Mar-18	10:08:14
73	180228M1_73	1800329-02 OF-RW59-INF01P-0218 0.11789	01-Mar-18	10:19:43
74	180228M1_74	1800329-03 OF-RW59-MID01-0218 0.11984	01-Mar-18	10:31:12
75	180228M1_75	1800329-04 OF-RW59-EFF01-0218 0.1216	01-Mar-18	10:42:42
76	180228M1_76	1800329-05 OF-RW59-FB01-0218 0.11314	01-Mar-18	10:54:09
77	180228M1_77	1800329-06 OF-RW08-INF01-0218 0.12179	01-Mar-18	11:05:38
78	180228M1_78	1800329-07 OF-RW08-MID01-0218 0.10892	01-Mar-18	11:17:08
79	180228M1_79	1800329-08 OF-RW08-EFF01-0218 0.12262	01-Mar-18	11:28:37
80	180228M1_80	1800329-09 OF-RW08-FB01-0218 0.12173	01-Mar-18	11:40:04
81	180228M1_81	1800329-10 OF-RW63-INF01-0218 0.11237	01-Mar-18	11:51:33
82	180228M1_82	1800329-11 OF-RW63-MID01-0218 0.11515	01-Mar-18	12:03:02
83	180228M1_83	1800329-12 OF-RW63-EFF01-0218 0.12129	01-Mar-18	12:14:29
84	180228M1_84	1800329-13 OF-RW63-FB01-0218 0.12066	01-Mar-18	12:25:56
85	180228M1_85	IPA	01-Mar-18	12:37:23
86	180228M1_86	ST180228M1-14 PFC CS3 18B2317	01-Mar-18	12:48:50
87	180228M1_87	IPA	01-Mar-18	13:00:20
88	180228M1_88	1800329-14 OF-RW44-INF01-0218 0.11484	01-Mar-18	13:11:49
89	180228M1_89	1800329-15 OF-RW44-MID01-0218 0.12094	01-Mar-18	13:23:18
90	180228M1_90	1800329-16 OF-RW44-EFF01-0218 0.11743	01-Mar-18	13:34:48
91	180228M1_91	1800329-17 OF-RW44-FB01-0218 0.12155	01-Mar-18	13:46:17
92	180228M1_92	1800329-18 OF-RW42B-INF01-0218 0.11569	01-Mar-18	13:57:47
93	180228M1_93	B8B0122-BS1 OPR 0.125	01-Mar-18	14:09:16
94	180228M1_94	B8B0122-BSD1 LCSD 0.125	01-Mar-18	14:20:46
95	180228M1_95	B8B0122-BLK1 Method Blank 0.125	01-Mar-18	14:32:16
96	180228M1_96	1800323-01 OF-RW83-0218 0.11418	01-Mar-18	14:43:45
97	180228M1_97	1800323-02 OF-FB83-0218 0.11591	01-Mar-18	14:55:15
98	180228M1_98	1800323-03 OF-RW38-0218 0.11407	01-Mar-18	15:06:44
99	180228M1_99	1800323-04 OF-FB38-0218 0.11688	01-Mar-18	15:18:14

Vista Analytical Laboratory

Dataset: Untitled

Last Altered: Friday, March 02, 2018 10:21:07 Pacific Standard Time

Printed: Friday, March 02, 2018 10:32:30 Pacific Standard Time

Compound name: PFBA

	Name	ID	Acq.Date	Acq.Time
100	180228M1_100	1800323-05 OF-RW43-0218 0.1084	01-Mar-18	15:29:43
101	180228M1_101	1800323-06 OF-FB43-0218 0.10942	01-Mar-18	15:41:13
102	180228M1_102	1800323-07 OF-RW08-0218 0.11646	01-Mar-18	15:52:43
103	180228M1_103	1800323-08 OF-FB08-0218 0.11707	01-Mar-18	16:04:11
104	180228M1_104	1800323-09 OF-RW16-0218 0.11565	01-Mar-18	16:15:38
105	180228M1_105	1800323-10 OF-FB16-0218 0.11729	01-Mar-18	16:27:08
106	180228M1_106	1800324-01 OF-RW63-0218 0.11462	01-Mar-18	16:38:35
107	180228M1_107	1800324-02 OF-FB63-0218 0.11622	01-Mar-18	16:50:02
108	180228M1_108	IPA	01-Mar-18	17:01:29
109	180228M1_109	ST180228M1-15 PFC CS3 18B2317	01-Mar-18	17:12:55
110	180228M1_110	IPA	01-Mar-18	17:24:22
111	180228M1_111	1800324-03 OF-RW23-0218 0.11311	01-Mar-18	17:35:51
112	180228M1_112	1800324-04 OF-FB23-0218 0.11692	01-Mar-18	17:47:22
113	180228M1_113	1800324-05 OF-RW28-0218 0.11227	01-Mar-18	17:58:51
114	180228M1_114	1800324-06 OF-FB28-0218 0.11581	01-Mar-18	18:10:21
115	180228M1_115	1800324-07 OF-RW60-0218 0.11223	01-Mar-18	18:21:50
116	180228M1_116	1800324-08 OF-RW60P-0218 0.11541	01-Mar-18	18:33:20
117	180228M1_117	1800324-09 OF-FB60-0218 0.11817	01-Mar-18	18:44:47
118	180228M1_118	1800324-10 OF-RW42C-0218 0.11358	01-Mar-18	18:56:13
119	180228M1_119	B8B0068-BS1 OPR 0.25	01-Mar-18	19:07:40
120	180228M1_120	B8B0068-BLK1 Method Blank 0.25	01-Mar-18	19:19:07
121	180228M1_121	1800272-01 MtBE_7256 0.26427	01-Mar-18	19:30:37
122	180228M1_122	1800286-01 GW2125180205RAP 0.25961	01-Mar-18	19:42:07
123	180228M1_123	1800286-02 GW3135180206RAP 0.25631	01-Mar-18	19:53:34
124	180228M1_124	1800286-03 GW4044180206RAP 0.25699	01-Mar-18	20:05:04
125	180228M1_125	1800286-04 GW5054180206RAP 0.26906	01-Mar-18	20:16:31
126	180228M1_126	1800286-05 GW5963180207RAP 0.26219	01-Mar-18	20:28:00
127	180228M1_127	IPA	01-Mar-18	20:39:27
128	180228M1_128	ST180228M1-16 PFC CS0 18B2314	01-Mar-18	20:50:57
129	180228M1_129	IPA	01-Mar-18	21:02:24
130	180228M1_130	1800286-06 GW2024180207RAP 0.25995	01-Mar-18	21:13:51
131	180228M1_131	1800286-07 GW3034180207RAP 0.25817	01-Mar-18	21:25:17
132	180228M1_132	1800286-08 GW4145180207RAP 0.26371	01-Mar-18	21:36:44
133	180228M1_133	1800286-09 GW5054180208RAP 0.26011	01-Mar-18	21:48:14

Dataset: Untitled

Last Altered: Friday, March 02, 2018 10:21:07 Pacific Standard Time

Printed: Friday, March 02, 2018 10:32:30 Pacific Standard Time

Compound name: PFBA

	Name	ID	Acq.Date	Acq.Time
134	180228M1_134	1800293-01 HS DW WELL 1-TAP 0.26085	01-Mar-18	21:59:41
135	180228M1_135	1800293-02 FB1802071025AB 0.26261	01-Mar-18	22:11:08
136	180228M1_136	1800293-03 HS DW WELL 2-TAP 0.25552	01-Mar-18	22:22:37
137	180228M1_137	1800293-04 HS DW WELL 12-TAP 0.26089	01-Mar-18	22:34:07
138	180228M1_138	1800293-05 HS DW WELL 12-TAP-DUP 0.25274	01-Mar-18	22:45:36
139	180228M1_139	1800293-06 HS BUS Garage Well-TAP 0.25645	01-Mar-18	22:57:03
140	180228M1_140	1800293-07 HS Maint. Barn Well-TAP 0.25599	01-Mar-18	23:08:32
141	180228M1_141	IPA	01-Mar-18	23:20:02
142	180228M1_142	ST180228M1-17 PFC CS3 18B2317	01-Mar-18	23:31:32
143	180228M1_143	IPA	01-Mar-18	23:43:01
144	180228M1_144	1800293-08 Elementary School Well-TAP 0.261...	01-Mar-18	23:54:27
145	180228M1_145	IPA	02-Mar-18	00:05:57
146	180228M1_146	ST180228M1-18 PFC CS3 18B2317	02-Mar-18	00:17:27
147	180228M1_147	IPA	02-Mar-18	00:28:56

Dataset: F:\Projects\PFAS.PRO\Results\180228M1\180228M1-56.qld

Last Altered: Friday, March 02, 2018 09:08:59 Pacific Standard Time

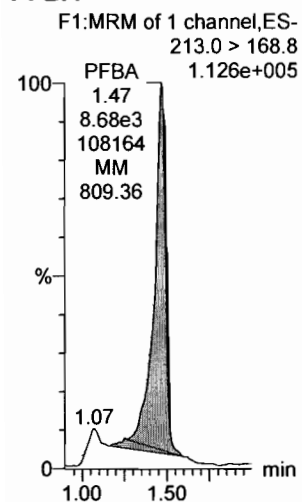
Printed: Friday, March 02, 2018 09:10:29 Pacific Standard Time

Method: F:\Projects\PFAS.PRO\MethDB\PFAS_FULL_80C_022718.mdb 28 Feb 2018 13:19:45

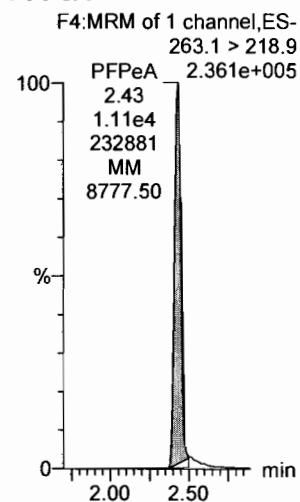
Calibration: F:\Projects\PFAS.PRO\CurveDB\C18_VAL-PFAS_Q4_02-28-18-FULL.cdb 01 Mar 2018 12:54:21

Name: 180228M1_56, Date: 01-Mar-2018, Time: 07:04:32, ID: ST180228M1-12 PFC CS3 18B2317, Description: PFC CS3 18B2317

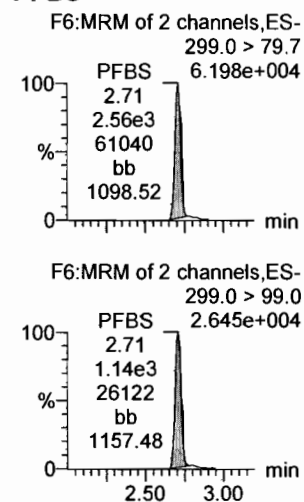
PFBA




PFPeA



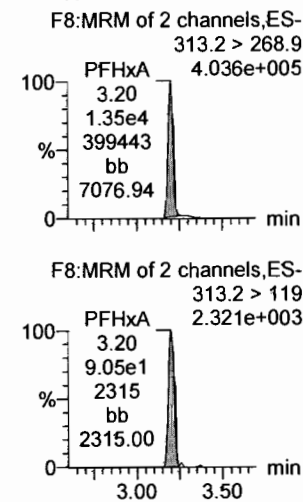
PFBS



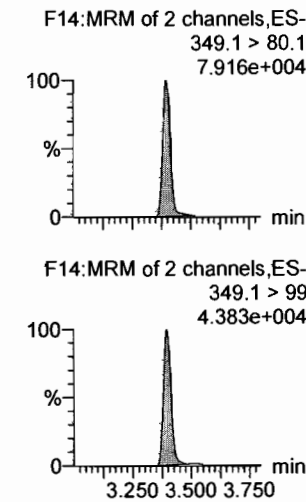
4:2 FTS



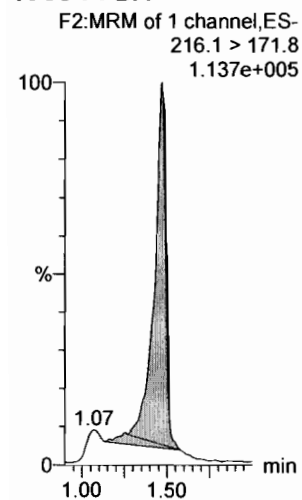
PFHxA



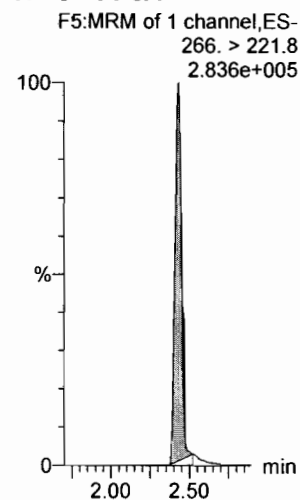
PFPeS



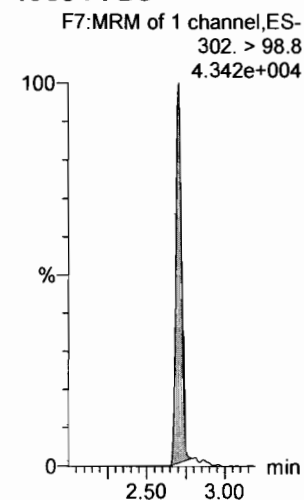
13C3-PFBA



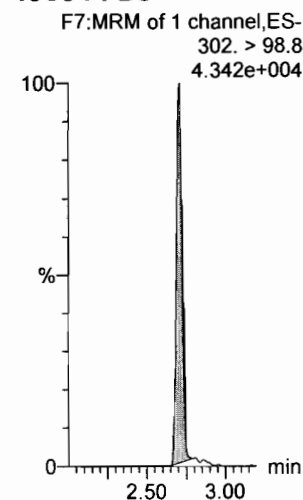
13C3-PFPeA



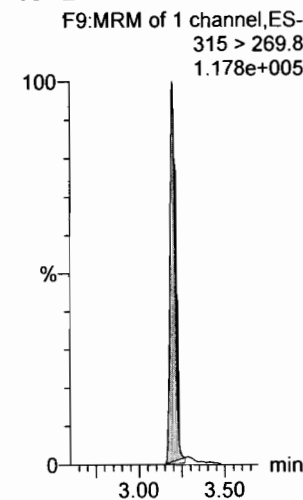
13C3-PFBS



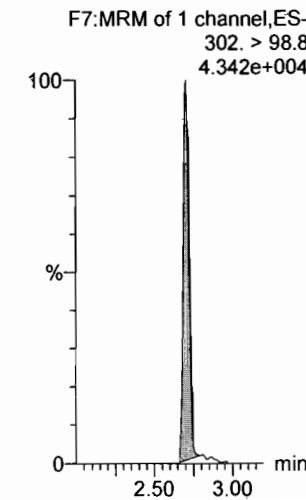
13C3-PFBS



13C2-PFHxA



13C3-PFBS



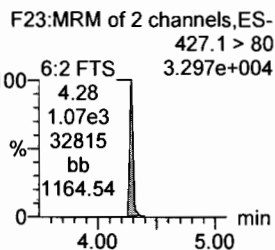
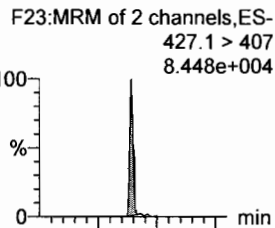
Dataset: F:\Projects\PFAS.PRO\Results\180228M1\180228M1-56.qld

Last Altered: Friday, March 02, 2018 09:08:59 Pacific Standard Time

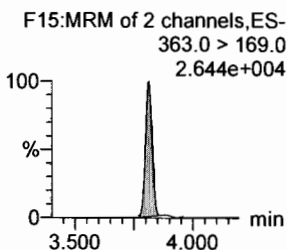
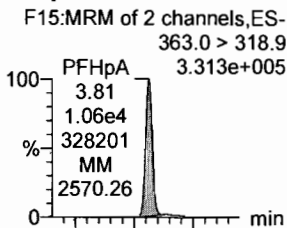
Printed: Friday, March 02, 2018 09:10:29 Pacific Standard Time

Name: 180228M1_56, Date: 01-Mar-2018, Time: 07:04:32, ID: ST180228M1-12 PFC CS3 18B2317, Description: PFC CS3 18B2317

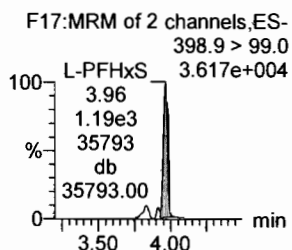
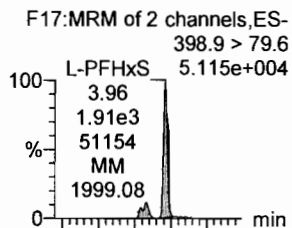
6:2 FTS



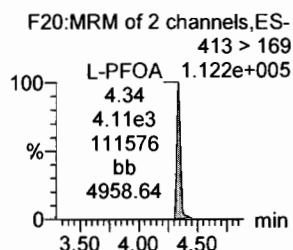
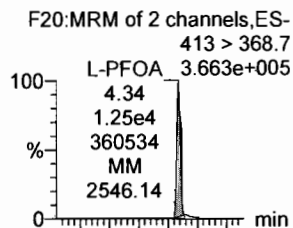
PFHpA



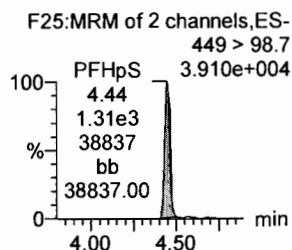
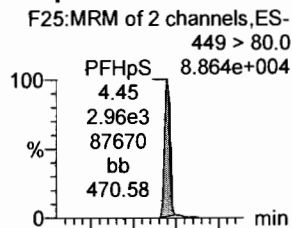
L-PFHxS



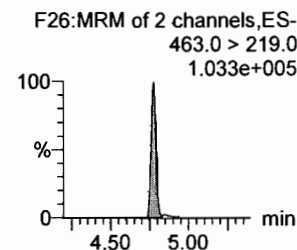
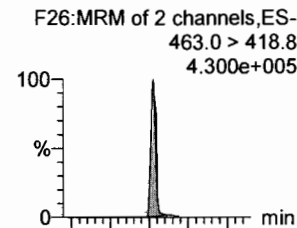
L-PFOA



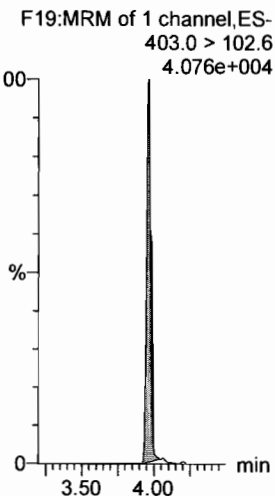
PFHpS



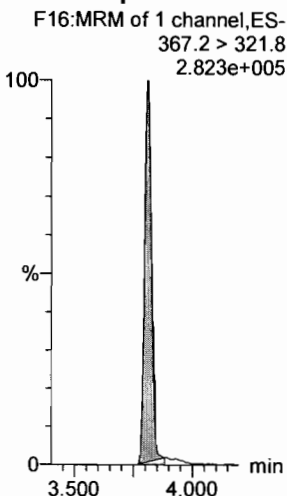
PFNA



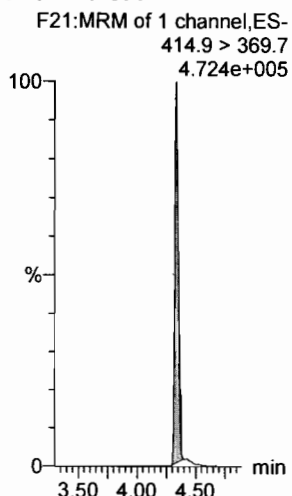
1802-PFHxS



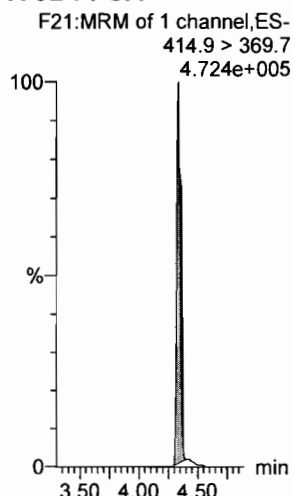
13C4-PFHpA




13C2-PFOA



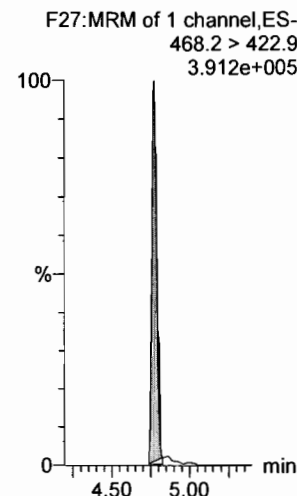
13C2-PFOA



13C2-PFOA



13C5-PFNA



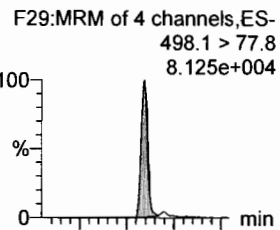
Dataset: F:\Projects\PFAS.PRO\Results\180228M1\180228M1-56.qld

Last Altered: Friday, March 02, 2018 09:08:59 Pacific Standard Time

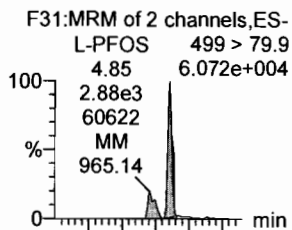
Printed: Friday, March 02, 2018 09:10:29 Pacific Standard Time

Name: 180228M1_56, Date: 01-Mar-2018, Time: 07:04:32, ID: ST180228M1-12 PFC CS3 18B2317, Description: PFC CS3 18B2317

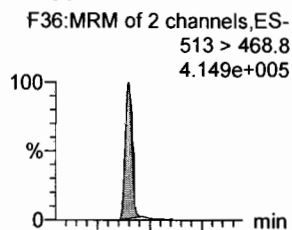
PFOSA



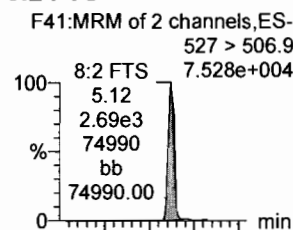
L-PFOS



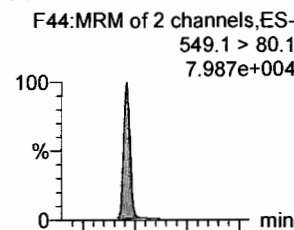
PFDA



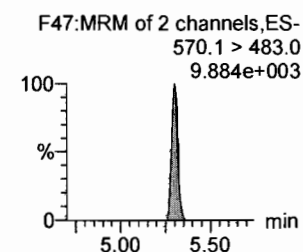
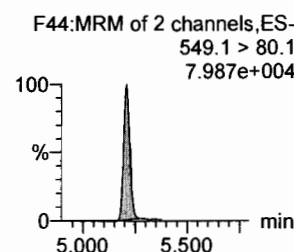
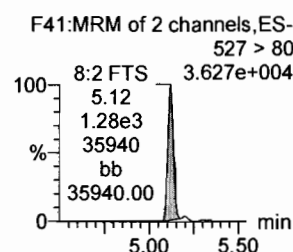
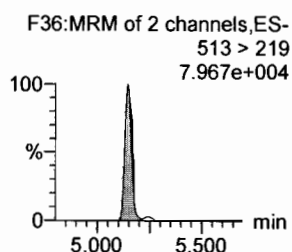
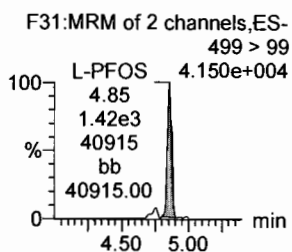
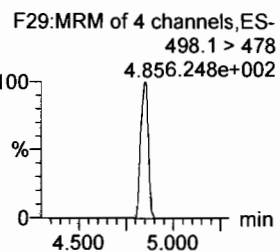
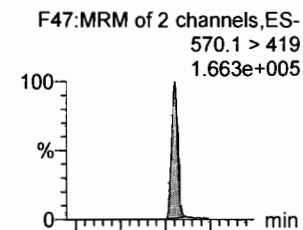
8:2 FTS




PFNS



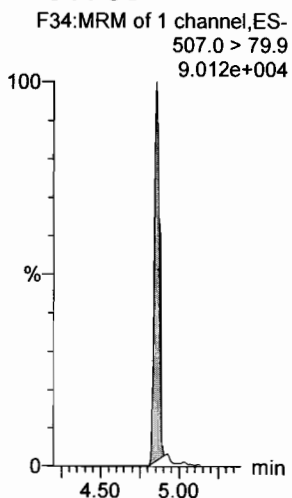
N-MeFOSAA



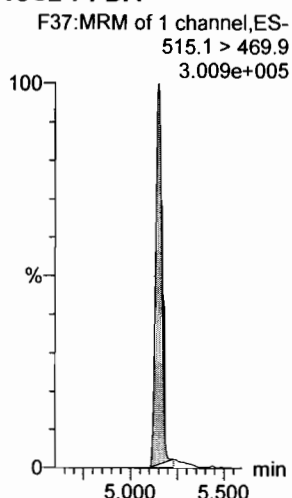
13C8-PFOSA



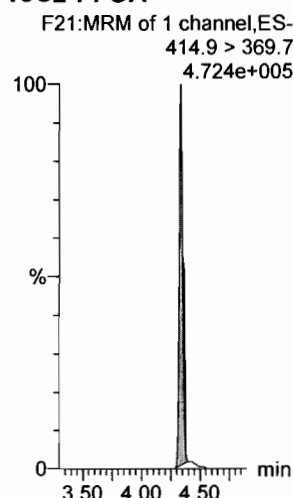
13C8-PFOS



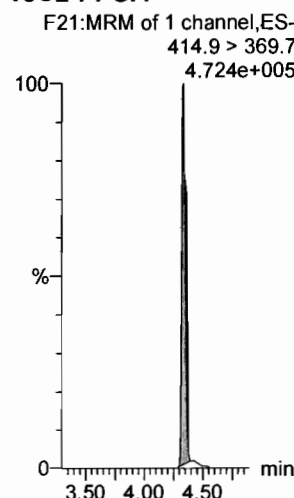
13C2-PFDA



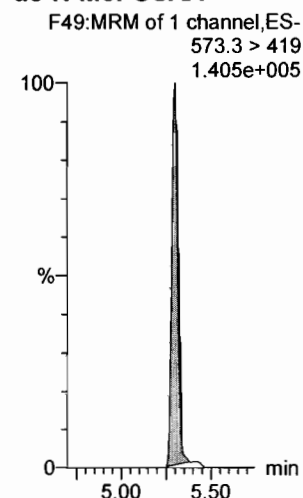
13C2-PFOA



13C2-PFOA



d3-N-MeFOSAA

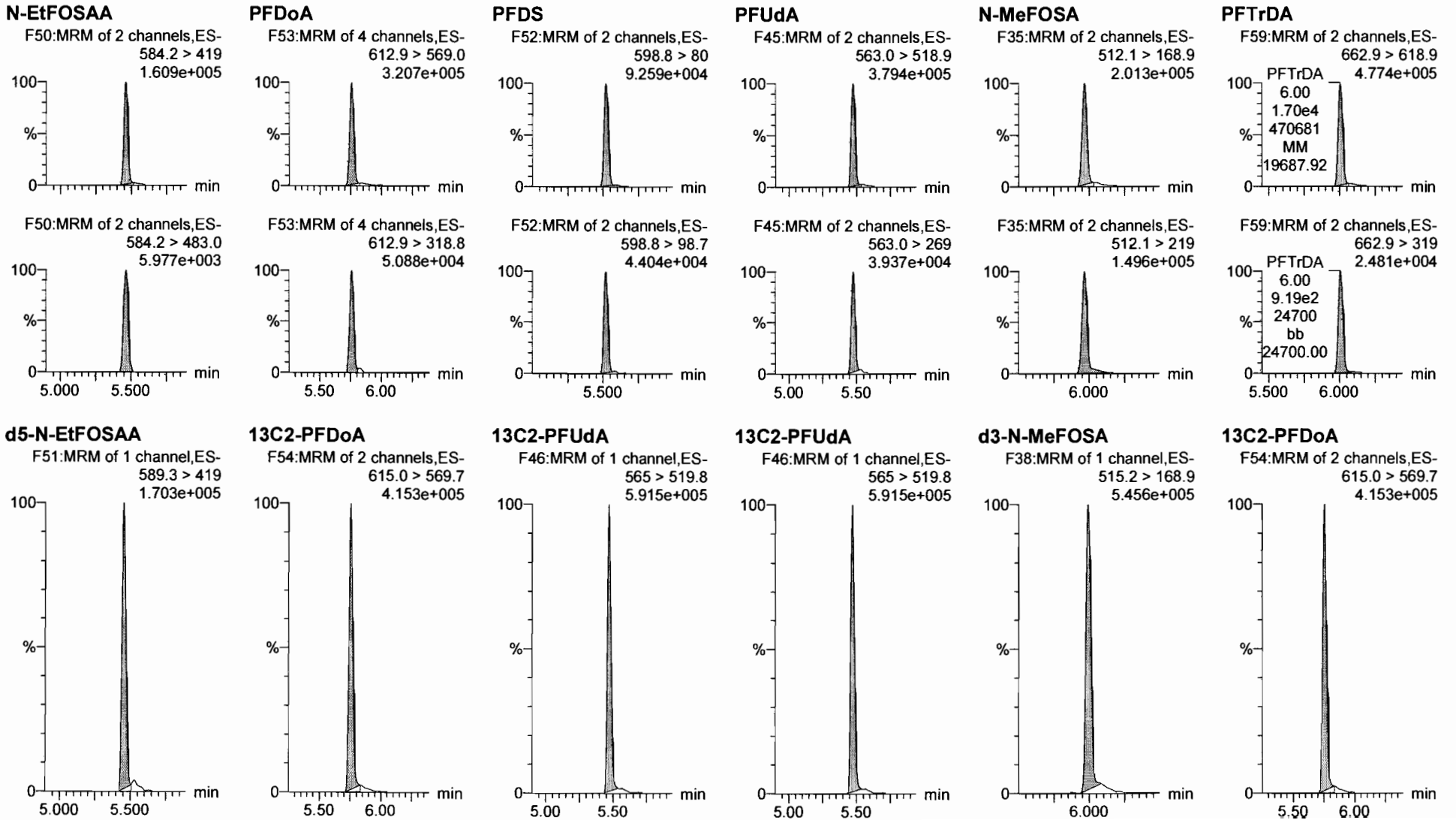


Dataset: F:\Projects\PFAS.PRO\Results\180228M1\180228M1-56.qld

Last Altered: Friday, March 02, 2018 09:08:59 Pacific Standard Time

Printed: Friday, March 02, 2018 09:10:29 Pacific Standard Time

Name: 180228M1_56, Date: 01-Mar-2018, Time: 07:04:32, ID: ST180228M1-12 PFC CS3 18B2317, Description: PFC CS3 18B2317



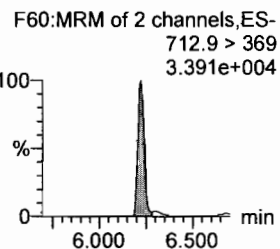
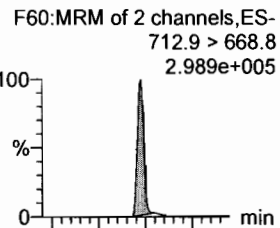
Dataset: F:\Projects\PFAS.PRO\Results\180228M1\180228M1-56.qld

Last Altered: Friday, March 02, 2018 09:08:59 Pacific Standard Time

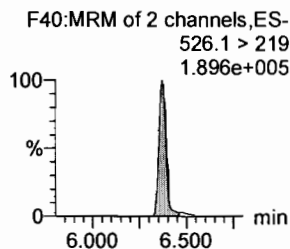
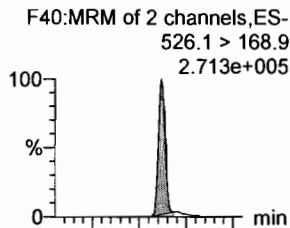
Printed: Friday, March 02, 2018 09:10:29 Pacific Standard Time

Name: 180228M1_56, Date: 01-Mar-2018, Time: 07:04:32, ID: ST180228M1-12 PFC CS3 18B2317, Description: PFC CS3 18B2317

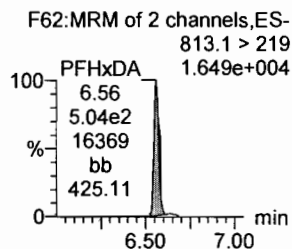
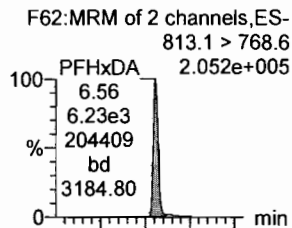
PFTeDA




N-EtFOSA




PFHxDA



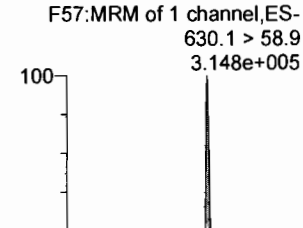
PFODA



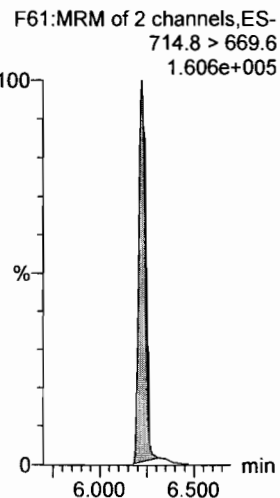
N-MeFOSE



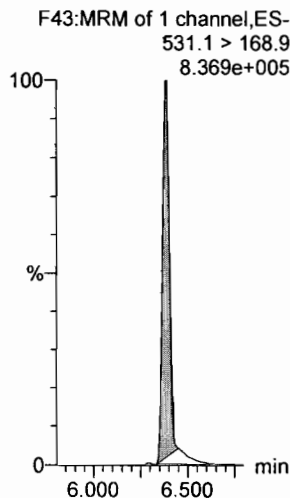
N-EtFOSE




13C2-PFTeDA



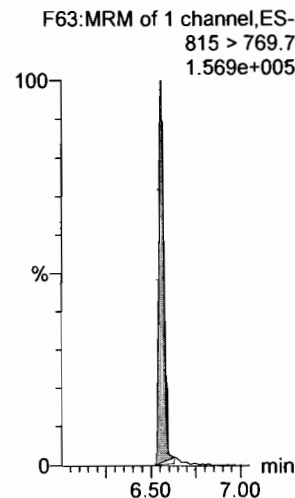
d5-N-ETFOSA



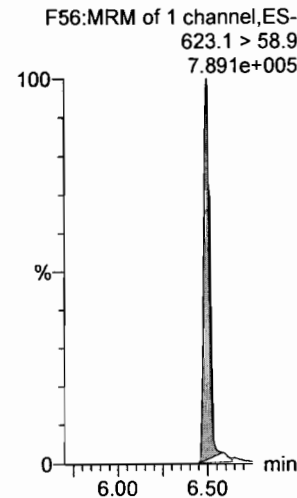
13C2-PFHxDA



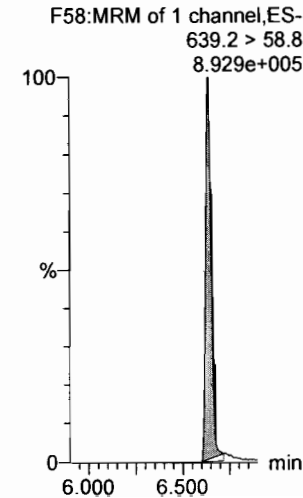
13C2-PFHxDA



d7-N-MeFOSE



d9-N-EtFOSE

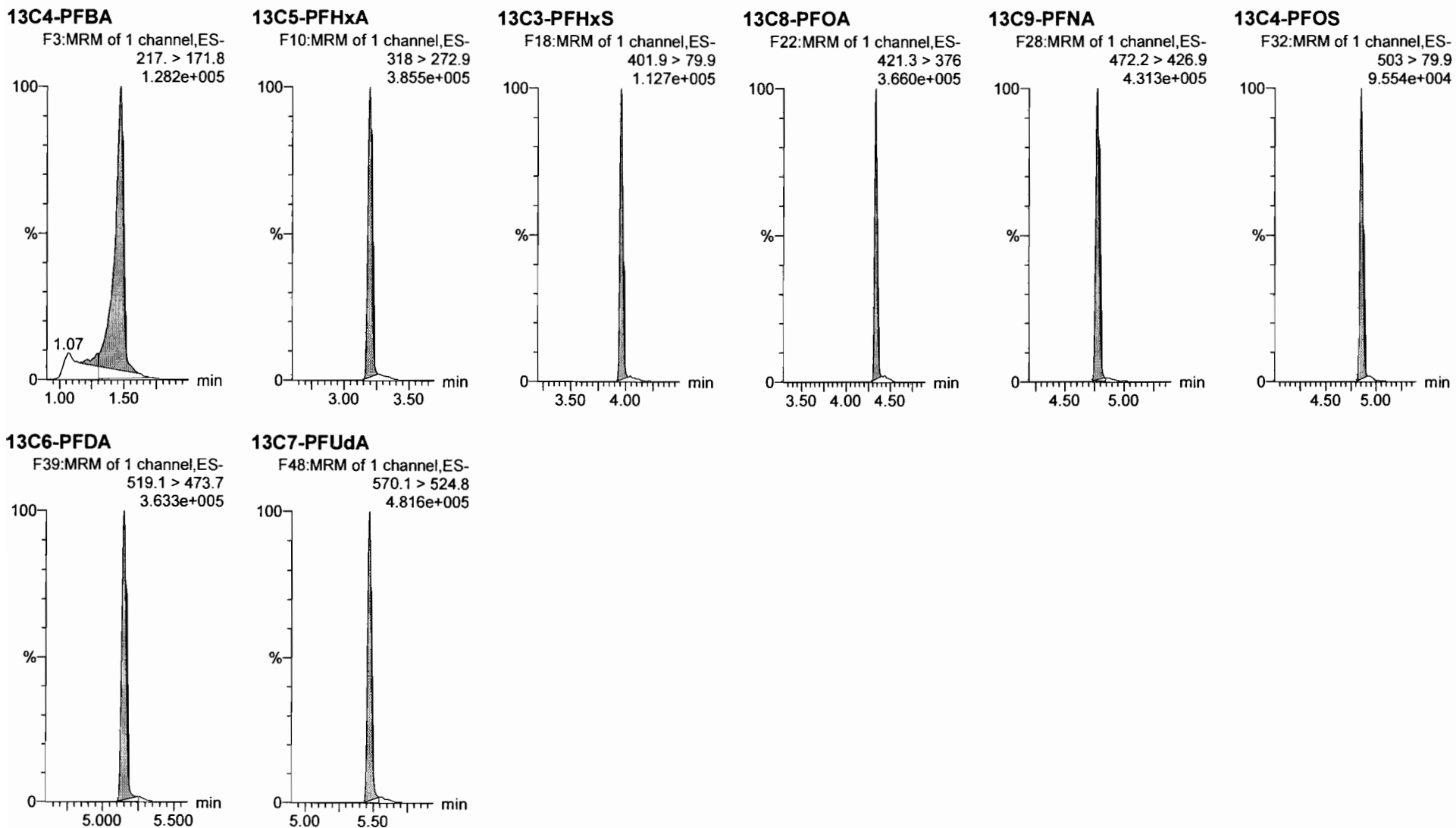


Dataset: F:\Projects\PFAS.PRO\Results\180228M1\180228M1-56.qld

Last Altered: Friday, March 02, 2018 09:08:59 Pacific Standard Time

Printed: Friday, March 02, 2018 09:10:29 Pacific Standard Time

Name: 180228M1_56, Date: 01-Mar-2018, Time: 07:04:32, ID: ST180228M1-12 PFC CS3 18B2317, Description: PFC CS3 18B2317



INITIAL CALIBRATION (ICAL)
INCLUDING ASSOCIATED
INITIAL CALIBRATION VERIFICATION (ICV) AND INSTRUMENT BLANK (IB)

Dataset: F:\Projects\PFAS.PRO\Results\180228M1\180228M1-CRV.qld

*Rev'd J.A.
03/01/2018*

Last Altered: Thursday, March 01, 2018 12:54:21 Pacific Standard Time

Printed: Thursday, March 01, 2018 12:56:34 Pacific Standard Time

Method: F:\Projects\PFAS.PRO\MethDB\PFAS_FULL_80C_022718.mdb 28 Feb 2018 13:19:45

Calibration: F:\Projects\PFAS.PRO\CurveDB\C18_VAL-PFAS_Q4_02-28-18-FULL.cdb 01 Mar 2018 12:54:21

Compound name: PFBA

Correlation coefficient: $r = 0.999128$, $r^2 = 0.998257$

Calibration curve: $1.16633 * x + -0.00657388$

Response type: Internal Std (Ref 34), Area * (IS Conc. / IS Area)

Curve type: Linear, Origin: Include, Weighting: 1/x, Axis trans: None

*gm
3/1/18*

	# Name	Type	Std. Conc	RT	Area	IS Area	Response	Conc.	%Dev	Conc. Flag	CoD	CoD Flag	x-excluded
1	1 180228M1_2	Standard	0.250	1.47	247.554	9482.349	0.326	0.3	14.2	NO	0.998	NO	bb
2	2 180228M1_3	Standard	0.500	1.47	416.110	10405.057	0.500	0.4	-13.2	NO	0.998	NO	bb
3	3 180228M1_4	Standard	1.000	1.47	733.690	7784.448	1.178	1.0	1.6	NO	0.998	NO	bb
4	4 180228M1_5	Standard	2.000	1.47	1914.234	10499.210	2.279	2.0	-2.0	NO	0.998	NO	bb
5	5 180228M1_6	Standard	5.000	1.47	4291.185	10272.636	5.222	4.5	-10.3	NO	0.998	NO	MM
6	6 180228M1_7	Standard	10.000	1.47	7394.258	8094.981	11.418	9.8	-2.0	NO	0.998	NO	bb
7	7 180228M1_8	Standard	50.000	1.47	48191.977	10146.749	59.369	50.9	1.8	NO	0.998	NO	MM
8	8 180228M1_9	Standard	100.000	1.47	102193.359	10209.916	125.115	107.3	7.3	NO	0.998	NO	MM
9	9 180228M1_10	Standard	250.000	1.47	246942.734	10188.778	302.959	259.8	3.9	NO	0.998	NO	MM
10	10 180228M1_11	Standard	500.000	1.47	469335.375	10417.884	563.137	482.8	-3.4	NO	0.998	NO	MM

Compound name: PFPeA

Correlation coefficient: $r = 0.999901$, $r^2 = 0.999803$

Calibration curve: $0.948079 * x + 0.0338914$

Response type: Internal Std (Ref 35), Area * (IS Conc. / IS Area)

Curve type: Linear, Origin: Exclude, Weighting: 1/x, Axis trans: None

	# Name	Type	Std. Conc	RT	Area	IS Area	Response	Conc.	%Dev	Conc. Flag	CoD	CoD Flag	x-excluded
1	1 180228M1_2	Standard	0.250	2.43	322.311	14785.717	0.272	0.3	0.7	NO	1.000	NO	bb
2	2 180228M1_3	Standard	0.500	2.43	613.559	15577.599	0.492	0.5	-3.3	NO	1.000	NO	bb
3	3 180228M1_4	Standard	1.000	2.43	1090.073	13667.284	0.997	1.0	1.6	NO	1.000	NO	bb
4	4 180228M1_5	Standard	2.000	2.43	2377.582	14969.095	1.985	2.1	2.9	NO	1.000	NO	bb
5	5 180228M1_6	Standard	5.000	2.44	5486.409	15060.083	4.554	4.8	-4.7	NO	1.000	NO	MM
6	6 180228M1_7	Standard	10.000	2.43	10582.290	13277.061	9.963	10.5	4.7	NO	1.000	NO	MM
7	7 180228M1_8	Standard	50.000	2.43	55897.668	14578.932	47.927	50.5	1.0	NO	1.000	NO	MM
8	8 180228M1_9	Standard	100.000	2.43	110608.898	15053.539	91.846	96.8	-3.2	NO	1.000	NO	MM
9	9 180228M1_10	Standard	250.000	2.43	265728.188	14095.015	235.658	248.5	-0.6	NO	1.000	NO	MM
10	10 180228M1_11	Standard	500.000	2.43	501467.000	13122.153	477.691	503.8	0.8	NO	1.000	NO	MM

Dataset: F:\Projects\PFAS.PRO\Results\180228M1\180228M1-CRV.qld

Last Altered: Thursday, March 01, 2018 12:54:21 Pacific Standard Time

Printed: Thursday, March 01, 2018 12:56:34 Pacific Standard Time

Compound name: PFBS

Coefficient of Determination: $R^2 = 0.999274$

Calibration curve: $0.000206202 * x^2 + 1.71322 * x + 0.111292$

Response type: Internal Std (Ref 36), Area * (IS Conc. / IS Area)

Curve type: 2nd Order, Origin: Exclude, Weighting: 1/x, Axis trans: None

	# Name	Type	Std. Conc	RT	Area	IS Area	Response	Conc.	%Dev	Conc. Flag	CoD	CoD Flag	x=excluded
1	1 180228M1_2	Standard	0.250	2.71	68.275	1855.292	0.460	0.2	-18.6	NO	0.999	NO	bb
2	2 180228M1_3	Standard	0.500	2.71	148.358	1853.660	1.000	0.5	3.8	NO	0.999	NO	bb
3	3 180228M1_4	Standard	1.000	2.71	256.720	1807.427	1.775	1.0	-2.9	NO	0.999	NO	bb
4	4 180228M1_5	Standard	2.000	2.71	576.594	1822.526	3.955	2.2	12.1	NO	0.999	NO	bb
5	5 180228M1_6	Standard	5.000	2.71	1428.336	2069.823	8.626	5.0	-0.7	NO	0.999	NO	bb
6	6 180228M1_7	Standard	10.000	2.70	2633.457	1697.783	19.389	11.2	12.4	NO	0.999	NO	bb
7	7 180228M1_8	Standard	50.000	2.71	12750.972	1943.352	82.017	47.5	-4.9	NO	0.999	NO	MM
8	8 180228M1_9	Standard	100.000	2.71	24499.549	1833.062	167.067	96.3	-3.7	NO	0.999	NO	bb
9	9 180228M1_10	Standard	250.000	2.70	63060.426	1734.008	454.586	257.3	2.9	NO	0.999	NO	bb
10	10 180228M1_11	Standard	500.000	2.71	113673.430	1573.035	903.297	497.4	-0.5	NO	0.999	NO	MM

Compound name: 4:2 FTS

Coefficient of Determination: $R^2 = 0.999086$

Calibration curve: $-0.000470192 * x^2 + 1.45893 * x + -0.0353824$

Response type: Internal Std (Ref 36), Area * (IS Conc. / IS Area)

Curve type: 2nd Order, Origin: Exclude, Weighting: 1/x, Axis trans: None

	# Name	Type	Std. Conc	RT	Area	IS Area	Response	Conc.	%Dev	Conc. Flag	CoD	CoD Flag	x=excluded
1	1 180228M1_2	Standard	0.250	3.11	54.685	1855.292	0.368	0.3	10.7	NO	0.999	NO	MM
2	2 180228M1_3	Standard	0.500	3.11	105.009	1853.660	0.708	0.5	1.9	NO	0.999	NO	bb
3	3 180228M1_4	Standard	1.000	3.11	228.436	1807.427	1.580	1.1	10.8	NO	0.999	NO	bb
4	4 180228M1_5	Standard	2.000	3.11	414.115	1822.526	2.840	2.0	-1.4	NO	0.999	NO	bb
5	5 180228M1_6	Standard	5.000	3.10	946.363	2069.823	5.715	3.9	-21.1	NO	0.999	NO	bb
6	6 180228M1_7	Standard	10.000	3.11	2031.036	1697.783	14.954	10.3	3.1	NO	0.999	NO	bb
7	7 180228M1_8	Standard	50.000	3.11	10341.320	1943.352	66.517	46.3	-7.4	NO	0.999	NO	bd
8	8 180228M1_9	Standard	100.000	3.11	21007.951	1833.062	143.257	101.5	1.5	NO	0.999	NO	MM
9	9 180228M1_10	Standard	250.000	3.10	47603.441	1734.008	343.160	256.4	2.6	NO	0.999	NO	bb
10	10 180228M1_11	Standard	500.000	3.11	76520.570	1573.035	608.065	496.1	-0.8	NO	0.999	NO	MM

Dataset: F:\Projects\PFAS.PRO\Results\180228M1\180228M1-CRV.qld

Last Altered: Thursday, March 01, 2018 12:54:21 Pacific Standard Time

Printed: Thursday, March 01, 2018 12:56:34 Pacific Standard Time

Compound name: PFHxA

Coefficient of Determination: $R^2 = 0.999642$

Calibration curve: $-0.000494924 * x^2 + 1.5717 * x + 0.00313049$

Response type: Internal Std (Ref 37), Area * (IS Conc. / IS Area)

Curve type: 2nd Order, Origin: Include, Weighting: 1/x, Axis trans: None

#	Name	Type	Std. Conc	RT	Area	IS Area	Response	Conc.	%Dev	Conc. Flag	CoD	CoD Flag	x=excluded
1	1 180228M1_2	Standard	0.250	3.20	352.086	4490.003	0.392	0.2	-1.0	NO	1.000	NO	bb
2	2 180228M1_3	Standard	0.500	3.20	798.305	4675.511	0.854	0.5	8.3	NO	1.000	NO	bb
3	3 180228M1_4	Standard	1.000	3.20	1170.664	3777.600	1.549	1.0	-1.6	NO	1.000	NO	bb
4	4 180228M1_5	Standard	2.000	3.20	2554.849	4051.851	3.153	2.0	0.3	NO	1.000	NO	bb
5	5 180228M1_6	Standard	5.000	3.20	6388.511	4362.427	7.322	4.7	-6.7	NO	1.000	NO	bb
6	6 180228M1_7	Standard	10.000	3.20	12198.630	3889.484	15.682	10.0	0.1	NO	1.000	NO	bb
7	7 180228M1_8	Standard	50.000	3.20	65896.070	4285.701	76.879	49.7	-0.6	NO	1.000	NO	MM
8	8 180228M1_9	Standard	100.000	3.20	130463.078	4128.800	157.992	103.9	3.9	NO	1.000	NO	MM
9	9 180228M1_10	Standard	250.000	3.20	304432.063	4293.219	354.550	244.4	-2.2	NO	1.000	NO	MM
10	10 180228M1_11	Standard	500.000	3.20	537130.063	4040.133	664.743	502.4	0.5	NO	1.000	NO	MM

Compound name: PFPeS

Correlation coefficient: $r = 0.999015$, $r^2 = 0.998031$

Calibration curve: $1.88704 * x + 0.0029417$

Response type: Internal Std (Ref 36), Area * (IS Conc. / IS Area)

Curve type: Linear, Origin: Exclude, Weighting: 1/x, Axis trans: None

#	Name	Type	Std. Conc	RT	Area	IS Area	Response	Conc.	%Dev	Conc. Flag	CoD	CoD Flag	x=excluded
1	1 180228M1_2	Standard	0.250	3.40	58.245	1855.292	0.392	0.2	-17.4	NO	0.998	NO	MM
2	2 180228M1_3	Standard	0.500	3.40	158.819	1853.660	1.071	0.6	13.2	NO	0.998	NO	bb
3	3 180228M1_4	Standard	1.000	3.39	290.622	1807.427	2.010	1.1	6.4	NO	0.998	NO	bb
4	4 180228M1_5	Standard	2.000	3.40	580.676	1822.526	3.983	2.1	5.4	NO	0.998	NO	bb
5	5 180228M1_6	Standard	5.000	3.40	1404.158	2069.823	8.480	4.5	-10.2	NO	0.998	NO	bb
6	6 180228M1_7	Standard	10.000	3.39	2788.688	1697.783	20.532	10.9	8.8	NO	0.998	NO	MM
7	7 180228M1_8	Standard	50.000	3.39	13177.732	1943.352	84.762	44.9	-10.2	NO	0.998	NO	bb
8	8 180228M1_9	Standard	100.000	3.39	28671.684	1833.062	195.518	103.6	3.6	NO	0.998	NO	bb
9	9 180228M1_10	Standard	250.000	3.39	65680.938	1734.008	473.476	250.9	0.4	NO	0.998	NO	MM
10	10 180228M1_11	Standard	500.000	3.40	105349.797	1573.035	837.154	443.6	-11.3	NO	0.998	NO	MMX

Dataset: F:\Projects\PFAS.PRO\Results\180228M1\180228M1-CRV.qld

Last Altered: Thursday, March 01, 2018 12:54:21 Pacific Standard Time

Printed: Thursday, March 01, 2018 12:56:34 Pacific Standard Time

Compound name: PFHpA

Correlation coefficient: $r = 0.999379$, $r^2 = 0.998759$

Calibration curve: $1.25016 * x + 0.120612$

Response type: Internal Std (Ref 38), Area * (IS Conc. / IS Area)

Curve type: Linear, Origin: Exclude, Weighting: 1/x, Axis trans: None

#	Name	Type	Std. Conc	RT	Area	IS Area	Response	Conc.	%Dev	Conc. Flag	CoD	CoD Flag	x=excluded
1	1 180228M1_2	Standard	0.250	3.81	267.721	9494.082	0.352	0.2	-25.8	NO	0.999	NO	bb
2	2 180228M1_3	Standard	0.500	3.81	610.352	10729.822	0.711	0.5	-5.5	NO	0.999	NO	bb
3	3 180228M1_4	Standard	1.000	3.81	1128.978	9187.313	1.536	1.1	13.2	NO	0.999	NO	bb
4	4 180228M1_5	Standard	2.000	3.81	2182.246	10462.907	2.607	2.0	-0.6	NO	0.999	NO	bb
5	5 180228M1_6	Standard	5.000	3.81	5293.262	10618.592	6.231	4.9	-2.2	NO	0.999	NO	bb
6	6 180228M1_7	Standard	10.000	3.81	10706.477	9470.683	14.131	11.2	12.1	NO	0.999	NO	bb
7	7 180228M1_8	Standard	50.000	3.81	56341.387	10641.383	66.182	52.8	5.7	NO	0.999	NO	MM
8	8 180228M1_9	Standard	100.000	3.81	106077.430	9901.633	133.914	107.0	7.0	NO	0.999	NO	MM
9	9 180228M1_10	Standard	250.000	3.81	248480.719	10273.245	302.340	241.7	-3.3	NO	0.999	NO	MM
10	10 180228M1_11	Standard	500.000	3.81	456782.688	9182.921	621.783	497.3	-0.5	NO	0.999	NO	MM

Compound name: L-PFHxS

Coefficient of Determination: $R^2 = 0.999679$

Calibration curve: $-0.000659439 * x^2 + 2.09699 * x + -0.426089$

Response type: Internal Std (Ref 39), Area * (IS Conc. / IS Area)

Curve type: 2nd Order, Origin: Exclude, Weighting: 1/x, Axis trans: None

#	Name	Type	Std. Conc	RT	Area	IS Area	Response	Conc.	%Dev	Conc. Flag	CoD	CoD Flag	x=excluded
1	1 180228M1_2	Standard	0.250	3.96	54.011	1424.949	0.474	0.4	71.7	YES	1.000	NO	MMX
2	2 180228M1_3	Standard	0.500	3.96	98.041	1527.789	0.802	0.6	17.2	NO	1.000	NO	MM
3	3 180228M1_4	Standard	1.000	3.96	175.624	1372.598	1.599	1.0	-3.4	NO	1.000	NO	MM
4	4 180228M1_5	Standard	2.000	3.96	473.289	1530.425	3.866	2.0	2.4	NO	1.000	NO	MM
5	5 180228M1_6	Standard	5.000	3.96	901.317	1347.034	8.364	4.2	-16.1	NO	1.000	NO	MM
6	6 180228M1_7	Standard	10.000	3.96	2047.423	1241.597	20.613	10.1	0.6	NO	1.000	NO	MM
7	7 180228M1_8	Standard	50.000	3.96	10973.087	1347.006	101.828	49.5	-0.9	NO	1.000	NO	MM
8	8 180228M1_9	Standard	100.000	3.96	20444.072	1275.631	200.333	98.8	-1.2	NO	1.000	NO	MM
9	9 180228M1_10	Standard	250.000	3.96	49389.508	1258.126	490.705	254.6	1.8	NO	1.000	NO	MM
10	10 180228M1_11	Standard	500.000	3.96	81876.531	1163.364	879.739	497.6	-0.5	NO	1.000	NO	MM

Dataset: F:\Projects\PFAS.PRO\Results\180228M1\180228M1-CRV.qld

Last Altered: Thursday, March 01, 2018 12:54:21 Pacific Standard Time

Printed: Thursday, March 01, 2018 12:56:34 Pacific Standard Time

Compound name: 6:2 FTS

Coefficient of Determination: $R^2 = 0.999493$

Calibration curve: $-6.1827e-005 * x^2 + 0.213492 * x + -0.00864232$

Response type: Internal Std (Ref 40), Area * (IS Conc. / IS Area)

Curve type: 2nd Order, Origin: Include, Weighting: 1/x, Axis trans: None

	# Name	Type	Std. Conc	RT	Area	IS Area	Response	Conc.	%Dev	Conc. Flag	CoD	CoD Flag	x=excluded
1	1 180228M1_2	Standard	0.250	4.29	65.737	15975.155	0.051	0.3	12.6	NO	0.999	NO	bb
2	2 180228M1_3	Standard	0.500	4.28	115.057	15272.082	0.094	0.5	-3.7	NO	0.999	NO	bb
3	3 180228M1_4	Standard	1.000	4.28	221.243	16212.780	0.171	0.8	-16.0	NO	0.999	NO	bb
4	4 180228M1_5	Standard	2.000	4.28	521.875	15592.995	0.418	2.0	0.1	NO	0.999	NO	bb
5	5 180228M1_6	Standard	5.000	4.28	1285.330	15321.488	1.049	5.0	-0.8	NO	0.999	NO	bb
6	6 180228M1_7	Standard	10.000	4.28	2318.900	14524.955	1.996	9.4	-5.9	NO	0.999	NO	MM
7	7 180228M1_8	Standard	50.000	4.28	13680.475	16742.660	10.214	48.6	-2.9	NO	0.999	NO	MM
8	8 180228M1_9	Standard	100.000	4.28	27621.369	17006.066	20.303	97.9	-2.1	NO	0.999	NO	MM
9	9 180228M1_10	Standard	250.000	4.28	66106.016	16192.753	51.031	258.4	3.4	NO	0.999	NO	MM
10	10 180228M1_11	Standard	500.000	4.28	107732.766	14858.598	90.632	495.7	-0.9	NO	0.999	NO	MM

Compound name: L-PFOA

Coefficient of Determination: $R^2 = 0.999349$

Calibration curve: $-0.000221149 * x^2 + 0.949975 * x + 0.169885$

Response type: Internal Std (Ref 40), Area * (IS Conc. / IS Area)

Curve type: 2nd Order, Origin: Exclude, Weighting: 1/x, Axis trans: None

	# Name	Type	Std. Conc	RT	Area	IS Area	Response	Conc.	%Dev	Conc. Flag	CoD	CoD Flag	x=excluded
1	1 180228M1_2	Standard	0.250	4.34	381.263	15975.155	0.298	0.1	-45.9	YES	0.999	NO	bbX
2	2 180228M1_3	Standard	0.500	4.34	763.655	15272.082	0.625	0.5	-4.2	NO	0.999	NO	bb
3	3 180228M1_4	Standard	1.000	4.34	1451.279	16212.780	1.119	1.0	-0.1	NO	0.999	NO	bb
4	4 180228M1_5	Standard	2.000	4.34	2506.728	15592.995	2.009	1.9	-3.1	NO	0.999	NO	bb
5	5 180228M1_6	Standard	5.000	4.34	6013.561	15321.488	4.906	5.0	-0.2	NO	0.999	NO	bb
6	6 180228M1_7	Standard	10.000	4.34	11509.463	14524.955	9.905	10.3	2.7	NO	0.999	NO	MM
7	7 180228M1_8	Standard	50.000	4.34	66777.945	16742.660	49.856	53.0	5.9	NO	0.999	NO	MM
8	8 180228M1_9	Standard	100.000	4.34	128562.219	17006.066	94.497	101.7	1.7	NO	0.999	NO	bb
9	9 180228M1_10	Standard	250.000	4.34	279958.375	16192.753	216.114	240.8	-3.7	NO	0.999	NO	MM
10	10 180228M1_11	Standard	500.000	4.34	502989.906	14858.598	423.147	504.5	0.9	NO	0.999	NO	MM

Dataset: F:\Projects\PFAS.PRO\Results\180228M1\180228M1-CRV.qld

Last Altered: Thursday, March 01, 2018 12:54:21 Pacific Standard Time

Printed: Thursday, March 01, 2018 12:56:34 Pacific Standard Time

Compound name: PFHpS

Coefficient of Determination: R² = 0.998387

Calibration curve: $-5.43855e-005 * x^2 + 0.223749 * x + -0.00184111$

Response type: Internal Std (Ref 40), Area * (IS Conc. / IS Area)

Curve type: 2nd Order, Origin: Exclude, Weighting: 1/x, Axis trans: None

#	Name	Type	Std. Conc	RT	Area	IS Area	Response	Conc.	%Dev	Conc. Flag	CoD	CoD Flag	x=excluded
1	1 180228M1_2	Standard	0.250	4.44	50.879	15975.155	0.040	0.2	-25.5	NO	0.998	NO	MM
2	2 180228M1_3	Standard	0.500	4.45	143.780	15272.082	0.118	0.5	6.9	NO	0.998	NO	bb
3	3 180228M1_4	Standard	1.000	4.45	299.087	16212.780	0.231	1.0	3.9	NO	0.998	NO	bb
4	4 180228M1_5	Standard	2.000	4.45	593.475	15592.995	0.476	2.1	6.8	NO	0.998	NO	bb
5	5 180228M1_6	Standard	5.000	4.45	1434.391	15321.488	1.170	5.2	4.9	NO	0.998	NO	bb
6	6 180228M1_7	Standard	10.000	4.44	2740.903	14524.955	2.359	10.6	5.8	NO	0.998	NO	bb
7	7 180228M1_8	Standard	50.000	4.45	15231.757	16742.660	11.372	51.5	3.0	NO	0.998	NO	MM
8	8 180228M1_9	Standard	100.000	4.44	27075.600	17006.066	19.901	91.0	-9.0	NO	0.998	NO	MM
9	9 180228M1_10	Standard	250.000	4.44	70750.391	16192.753	54.616	260.6	4.2	NO	0.998	NO	MM
10	10 180228M1_11	Standard	500.000	4.45	116000.203	14858.598	97.587	495.9	-0.8	NO	0.998	NO	bb

Compound name: PFNA

Coefficient of Determination: R² = 0.999030

Calibration curve: $-8.81865e-005 * x^2 + 1.2629 * x + 0.0829459$

Response type: Internal Std (Ref 41), Area * (IS Conc. / IS Area)

Curve type: 2nd Order, Origin: Exclude, Weighting: 1/x, Axis trans: None

#	Name	Type	Std. Conc	RT	Area	IS Area	Response	Conc.	%Dev	Conc. Flag	CoD	CoD Flag	x=excluded
1	1 180228M1_2	Standard	0.250	4.78	376.655	13386.770	0.352	0.2	-14.9	NO	0.999	NO	bb
2	2 180228M1_3	Standard	0.500	4.78	668.434	12355.240	0.676	0.5	-6.0	NO	0.999	NO	bb
3	3 180228M1_4	Standard	1.000	4.77	1338.252	13137.864	1.273	0.9	-5.7	NO	0.999	NO	bb
4	4 180228M1_5	Standard	2.000	4.78	2984.553	12421.174	3.003	2.3	15.6	NO	0.999	NO	bb
5	5 180228M1_6	Standard	5.000	4.78	6233.700	13044.806	5.973	4.7	-6.7	NO	0.999	NO	bb
6	6 180228M1_7	Standard	10.000	4.77	12235.228	9852.600	15.523	12.2	22.4	NO	0.999	NO	bd
7	7 180228M1_8	Standard	50.000	4.78	73676.281	15582.357	59.102	46.9	-6.2	NO	0.999	NO	MM
8	8 180228M1_9	Standard	100.000	4.78	136563.500	13310.964	128.243	102.2	2.2	NO	0.999	NO	MM
9	9 180228M1_10	Standard	250.000	4.77	315388.188	12809.956	307.757	247.9	-0.8	NO	0.999	NO	MM
10	10 180228M1_11	Standard	500.000	4.78	553810.125	11338.512	610.541	500.9	0.2	NO	0.999	NO	MM

Dataset: F:\Projects\PFAS.PRO\Results\180228M1\180228M1-CRV.qld

Last Altered: Thursday, March 01, 2018 12:54:21 Pacific Standard Time

Printed: Thursday, March 01, 2018 12:56:34 Pacific Standard Time

Compound name: PFOSA

Coefficient of Determination: $R^2 = 0.999639$

Calibration curve: $0.000156031 * x^2 + 0.971532 * x + 0.0090602$

Response type: Internal Std (Ref 42), Area * (IS Conc. / IS Area)

Curve type: 2nd Order, Origin: Exclude, Weighting: 1/x, Axis trans: None

#	Name	Type	Std. Conc	RT	Area	IS Area	Response	Conc.	%Dev	Conc. Flag	CoD	CoD Flag	x=excluded
1	1 180228M1_2	Standard	0.250	4.84	85.479	3907.384	0.273	0.3	8.9	NO	1.000	NO	bb
2	2 180228M1_3	Standard	0.500	4.84	182.516	4658.614	0.490	0.5	-1.1	NO	1.000	NO	bb
3	3 180228M1_4	Standard	1.000	4.84	293.697	4348.575	0.844	0.9	-14.0	NO	1.000	NO	bb
4	4 180228M1_5	Standard	2.000	4.84	683.418	4481.877	1.906	2.0	-2.4	NO	1.000	NO	bb
5	5 180228M1_6	Standard	5.000	4.84	1557.435	3958.071	4.919	5.0	1.0	NO	1.000	NO	bb
6	6 180228M1_7	Standard	10.000	4.84	3381.676	3967.696	10.654	10.9	9.4	NO	1.000	NO	bb
7	7 180228M1_8	Standard	50.000	4.84	16498.732	4167.121	49.491	50.5	1.0	NO	1.000	NO	MM
8	8 180228M1_9	Standard	100.000	4.84	32653.826	4312.461	94.650	95.9	-4.1	NO	1.000	NO	MM
9	9 180228M1_10	Standard	250.000	4.84	74211.438	3613.998	256.681	253.8	1.5	NO	1.000	NO	MM
10	10 180228M1_11	Standard	500.000	4.84	133248.656	3181.620	523.509	498.9	-0.2	NO	1.000	NO	MM

Compound name: L-PFOS

Coefficient of Determination: $R^2 = 0.998384$

Calibration curve: $1.67333e-006 * x^2 + 1.01023 * x + 0.0332659$

Response type: Internal Std (Ref 43), Area * (IS Conc. / IS Area)

Curve type: 2nd Order, Origin: Exclude, Weighting: 1/x, Axis trans: None

#	Name	Type	Std. Conc	RT	Area	IS Area	Response	Conc.	%Dev	Conc. Flag	CoD	CoD Flag	x=excluded
1	1 180228M1_2	Standard	0.250	4.86	91.795	3308.733	0.347	0.3	24.1	NO	0.998	NO	MM
2	2 180228M1_3	Standard	0.500	4.86	136.756	3954.106	0.432	0.4	-21.0	NO	0.998	NO	MM
3	3 180228M1_4	Standard	1.000	4.86	283.699	3814.397	0.930	0.9	-11.3	NO	0.998	NO	MM
4	4 180228M1_5	Standard	2.000	4.86	647.524	3921.420	2.064	2.0	0.5	NO	0.998	NO	MM
5	5 180228M1_6	Standard	5.000	4.86	1757.030	4153.437	5.288	5.2	4.0	NO	0.998	NO	MM
6	6 180228M1_7	Standard	10.000	4.85	2988.751	3273.429	11.413	11.3	12.6	NO	0.998	NO	MM
7	7 180228M1_8	Standard	50.000	4.86	15513.780	4184.055	46.348	45.8	-8.3	NO	0.998	NO	MM
8	8 180228M1_9	Standard	100.000	4.85	29214.459	3794.025	96.252	95.2	-4.8	NO	0.998	NO	MM
9	9 180228M1_10	Standard	250.000	4.86	75080.922	3536.722	265.362	262.5	5.0	NO	0.998	NO	MM
10	10 180228M1_11	Standard	500.000	4.86	137847.094	3442.114	500.590	495.1	-1.0	NO	0.998	NO	MM

Dataset: F:\Projects\PFAS.PRO\Results\180228M1\180228M1-CRV.qld

Last Altered: Thursday, March 01, 2018 12:54:21 Pacific Standard Time

Printed: Thursday, March 01, 2018 12:56:34 Pacific Standard Time

Compound name: PFDA

Coefficient of Determination: R² = 0.994255

Calibration curve: $-0.000968171 * x^2 + 1.47454 * x + 0.0163597$

Response type: Internal Std (Ref 44), Area * (IS Conc. / IS Area)

Curve type: 2nd Order, Origin: Exclude, Weighting: 1/x, Axis trans: None

#	Name	Type	Std. Conc	RT	Area	IS Area	Response	Conc.	%Dev	Conc. Flag	CoD	CoD Flag	x=excluded
1	1 180228M1_2	Standard	0.250	5.15	475.655	14256.088	0.417	0.3	8.7	NO	0.994	NO	bb
2	2 180228M1_3	Standard	0.500	5.15	637.108	14143.743	0.563	0.4	-25.8	NO	0.994	NO	MM
3	3 180228M1_4	Standard	1.000	5.15	1564.950	11984.702	1.632	1.1	9.7	NO	0.994	NO	bb
4	4 180228M1_5	Standard	2.000	5.15	3385.684	13577.180	3.117	2.1	5.3	NO	0.994	NO	bd
5	5 180228M1_6	Standard	5.000	5.15	7778.863	14018.240	6.936	4.7	-5.8	NO	0.994	NO	MM
6	6 180228M1_7	Standard	10.000	5.15	14397.587	10620.831	16.945	11.6	15.7	NO	0.994	NO	MM
7	7 180228M1_8	Standard	50.000	5.15	77208.484	15840.696	60.926	42.5	-15.0	NO	0.994	NO	MM
8	8 180228M1_9	Standard	100.000	5.15	144016.281	12124.715	148.474	108.4	8.4	NO	0.994	NO	MM
9	9 180228M1_10	Standard	250.000	5.15	335245.281	13700.789	305.863	247.7	-0.9	NO	0.994	NO	MM
10	10 180228M1_11	Standard	500.000	5.15	596377.625	12393.765	601.490			NO	0.994	NO	MMXI

Compound name: 8:2 FTS

Coefficient of Determination: R² = 0.994282

Calibration curve: $-0.000766546 * x^2 + 0.283394 * x + -0.0147164$

Response type: Internal Std (Ref 40), Area * (IS Conc. / IS Area)

Curve type: 2nd Order, Origin: Include, Weighting: 1/x, Axis trans: None

#	Name	Type	Std. Conc	RT	Area	IS Area	Response	Conc.	%Dev	Conc. Flag	CoD	CoD Flag	x=excluded
1	1 180228M1_2	Standard	0.250	5.12	55.201	15975.155	0.043	0.2	-18.2	NO	0.994	NO	MM
2	2 180228M1_3	Standard	0.500	5.13	165.415	15272.082	0.135	0.5	6.1	NO	0.994	NO	bb
3	3 180228M1_4	Standard	1.000	5.12	273.991	16212.780	0.211	0.8	-20.1	NO	0.994	NO	bb
4	4 180228M1_5	Standard	2.000	5.12	772.434	15592.995	0.619	2.3	12.5	NO	0.994	NO	bb
5	5 180228M1_6	Standard	5.000	5.12	1417.296	15321.488	1.156	4.2	-16.4	NO	0.994	NO	bb
6	6 180228M1_7	Standard	10.000	5.12	3769.451	14524.955	3.244	11.9	18.8	NO	0.994	NO	bb
7	7 180228M1_8	Standard	50.000	5.12	15738.398	16742.660	11.750	47.7	-4.7	NO	0.994	NO	MM
8	8 180228M1_9	Standard	100.000	5.12	28384.828	17006.066	20.864	101.6	1.6	NO	0.994	NO	bb
9	9 180228M1_10	Standard	250.000	5.12	67233.742	16192.753	51.901			NO	0.994	NO	MMXI
10	10 180228M1_11	Standard	500.000	5.12	117449.680	14858.598	98.806			NO	0.994	NO	MMXI

Dataset: F:\Projects\PFAS.PRO\Results\180228M1\180228M1-CRV.qld

Last Altered: Thursday, March 01, 2018 12:54:21 Pacific Standard Time

Printed: Thursday, March 01, 2018 12:56:34 Pacific Standard Time

Compound name: PFNS

Coefficient of Determination: $R^2 = 0.998832$

Calibration curve: $-0.000125046 * x^2 + 0.804667 * x + 2.62258e-005$

Response type: Internal Std (Ref 43), Area * (IS Conc. / IS Area)

Curve type: 2nd Order, Origin: Exclude, Weighting: 1/x, Axis trans: None

	# Name	Type	Std. Conc	RT	Area	IS Area	Response	Conc.	%Dev	Conc. Flag	CoD	CoD Flag	x=excluded
1	1 180228M1_2	Standard	0.250	5.21	49.053	3308.733	0.185	0.2	-7.9	NO	0.999	NO	MM
2	2 180228M1_3	Standard	0.500	5.22	108.897	3954.106	0.344	0.4	-14.4	NO	0.999	NO	MM
3	3 180228M1_4	Standard	1.000	5.21	233.816	3814.397	0.766	1.0	-4.8	NO	0.999	NO	MM
4	4 180228M1_5	Standard	2.000	5.21	529.334	3921.420	1.687	2.1	4.9	NO	0.999	NO	MM
5	5 180228M1_6	Standard	5.000	5.21	1309.990	4153.437	3.942	4.9	-1.9	NO	0.999	NO	MM
6	6 180228M1_7	Standard	10.000	5.21	2714.145	3273.429	10.364	12.9	29.1	NO	0.999	NO	MM
7	7 180228M1_8	Standard	50.000	5.21	12828.746	4184.055	38.326	48.0	-4.0	NO	0.999	NO	MM
8	8 180228M1_9	Standard	100.000	5.21	23877.129	3794.025	78.667	99.3	-0.7	NO	0.999	NO	MM
9	9 180228M1_10	Standard	250.000	5.21	54537.754	3536.722	192.755	249.2	-0.3	NO	0.999	NO	MM
10	10 180228M1_11	Standard	500.000	5.21	102325.305	3442.114	371.593	500.8	0.2	NO	0.999	NO	MM

Compound name: N-MeFOSAA

Coefficient of Determination: $R^2 = 0.998127$

Calibration curve: $5.69203e-005 * x^2 + 1.34761 * x + -0.0729694$

Response type: Internal Std (Ref 45), Area * (IS Conc. / IS Area)

Curve type: 2nd Order, Origin: Include, Weighting: 1/x, Axis trans: None

	# Name	Type	Std. Conc	RT	Area	IS Area	Response	Conc.	%Dev	Conc. Flag	CoD	CoD Flag	x=excluded
1	1 180228M1_2	Standard	0.250	5.30	130.873	5843.707	0.280	0.3	4.8	NO	0.998	NO	bb
2	2 180228M1_3	Standard	0.500	5.30	223.163	6143.021	0.454	0.4	-21.8	NO	0.998	NO	MM
3	3 180228M1_4	Standard	1.000	5.30	683.767	6670.816	1.281	1.0	0.5	NO	0.998	NO	bb
4	4 180228M1_5	Standard	2.000	5.30	1184.379	6477.365	2.286	1.8	-12.5	NO	0.998	NO	bb
5	5 180228M1_6	Standard	5.000	5.30	3204.028	6058.855	6.610	5.0	-0.8	NO	0.998	NO	bb
6	6 180228M1_7	Standard	10.000	5.30	6161.288	5247.615	14.676	10.9	9.4	NO	0.998	NO	bb
7	7 180228M1_8	Standard	50.000	5.30	35403.832	7100.981	62.322	46.2	-7.6	NO	0.998	NO	MM
8	8 180228M1_9	Standard	100.000	5.30	65449.563	5519.915	148.212	109.5	9.5	NO	0.998	NO	bb
9	9 180228M1_10	Standard	250.000	5.30	162801.625	6215.069	327.433	240.6	-3.8	NO	0.998	NO	MM
10	10 180228M1_11	Standard	500.000	5.30	287466.844	5190.166	692.335	503.1	0.6	NO	0.998	NO	MM

Dataset: F:\Projects\PFAS.PRO\Results\180228M1\180228M1-CRV.qld

Last Altered: Thursday, March 01, 2018 12:54:21 Pacific Standard Time

Printed: Thursday, March 01, 2018 12:56:34 Pacific Standard Time

Compound name: N-EtFOSAA

Coefficient of Determination: R² = 0.995033

Calibration curve: $-1.91553e-005 * x^2 + 0.941653 * x + -0.0144873$

Response type: Internal Std (Ref 46), Area * (IS Conc. / IS Area)

Curve type: 2nd Order, Origin: Include, Weighting: 1/x, Axis trans: None

#	Name	Type	Std. Conc	RT	Area	IS Area	Response	Conc.	%Dev	Conc. Flag	CoD	CoD Flag	x=excluded
1	1 180228M1_2	Standard	0.250	5.46	110.188	6743.822	0.204	0.2	-7.1	NO	0.995	NO	bb
2	2 180228M1_3	Standard	0.500	5.46	236.259	7881.525	0.375	0.4	-17.3	NO	0.995	NO	bb
3	3 180228M1_4	Standard	1.000	5.46	461.670	6253.478	0.923	1.0	-0.5	NO	0.995	NO	bb
4	4 180228M1_5	Standard	2.000	5.47	928.335	6404.463	1.812	1.9	-3.0	NO	0.995	NO	bb
5	5 180228M1_6	Standard	5.000	5.46	2696.326	6927.984	4.865	5.2	3.6	NO	0.995	NO	bb
6	6 180228M1_7	Standard	10.000	5.46	5473.932	6831.834	10.015	10.7	6.5	NO	0.995	NO	MM
7	7 180228M1_8	Standard	50.000	5.46	26493.168	6397.491	51.765	55.0	10.1	NO	0.995	NO	MM
8	8 180228M1_9	Standard	100.000	5.46	46881.355	5678.724	103.195	109.9	9.9	NO	0.995	NO	bb
9	9 180228M1_10	Standard	250.000	5.46	104648.266	6239.269	209.657	223.7	-10.5	NO	0.995	NO	MM
10	10 180228M1_11	Standard	500.000	5.46	172460.891	4529.286	475.960	510.8	2.2	NO	0.995	NO	MM

Compound name: PFUdA

Coefficient of Determination: R² = 0.998571

Calibration curve: $-0.000180071 * x^2 + 0.990692 * x + 0.104625$

Response type: Internal Std (Ref 47), Area * (IS Conc. / IS Area)

Curve type: 2nd Order, Origin: Exclude, Weighting: 1/x, Axis trans: None

#	Name	Type	Std. Conc	RT	Area	IS Area	Response	Conc.	%Dev	Conc. Flag	CoD	CoD Flag	x=excluded
1	1 180228M1_2	Standard	0.250	5.47	378.705	15925.958	0.297	0.2	-22.2	NO	0.999	NO	bb
2	2 180228M1_3	Standard	0.500	5.47	799.564	16298.963	0.613	0.5	2.7	NO	0.999	NO	bb
3	3 180228M1_4	Standard	1.000	5.47	1419.978	16704.424	1.063	1.0	-3.3	NO	0.999	NO	bb
4	4 180228M1_5	Standard	2.000	5.48	2604.123	15914.145	2.045	2.0	-2.0	NO	0.999	NO	bb
5	5 180228M1_6	Standard	5.000	5.47	7377.620	16755.396	5.504	5.5	9.1	NO	0.999	NO	MM
6	6 180228M1_7	Standard	10.000	5.47	11556.518	13171.220	10.968	11.0	9.9	NO	0.999	NO	MM
7	7 180228M1_8	Standard	50.000	5.47	65683.992	15299.396	53.666	54.6	9.2	NO	0.999	NO	MM
8	8 180228M1_9	Standard	100.000	5.47	127710.609	16325.921	97.782	100.4	0.4	NO	0.999	NO	MM
9	9 180228M1_10	Standard	250.000	5.47	286557.750	15903.018	225.238	237.5	-5.0	NO	0.999	NO	MM
10	10 180228M1_11	Standard	500.000	5.47	517394.375	14197.834	455.522	506.3	1.3	NO	0.999	NO	MM

Dataset: F:\Projects\PFAS.PRO\Results\180228M1\180228M1-CRV.qld

Last Altered: Thursday, March 01, 2018 12:54:21 Pacific Standard Time

Printed: Thursday, March 01, 2018 12:56:34 Pacific Standard Time

Compound name: PFDS

Coefficient of Determination: $R^2 = 0.994903$

Calibration curve: $-2.67114e-005 * x^2 + 0.232211 * x + 0.0711457$

Response type: Internal Std (Ref 47), Area * (IS Conc. / IS Area)

Curve type: 2nd Order, Origin: Exclude, Weighting: 1/x, Axis trans: None

#	Name	Type	Std. Conc	RT	Area	IS Area	Response	Conc.	%Dev	Conc. Flag	CoD	CoD Flag	x=excluded
1	1 180228M1_2	Standard	0.250	5.52	85.828	15925.958	0.067			NO	0.995	NO	bbXI
2	2 180228M1_3	Standard	0.500	5.52	205.588	16298.963	0.158	0.4	-25.5	NO	0.995	NO	bb
3	3 180228M1_4	Standard	1.000	5.52	352.678	16704.424	0.264	0.8	-17.0	NO	0.995	NO	bb
4	4 180228M1_5	Standard	2.000	5.53	818.813	15914.145	0.643	2.5	23.2	NO	0.995	NO	bb
5	5 180228M1_6	Standard	5.000	5.52	1439.640	16755.396	1.074	4.3	-13.6	NO	0.995	NO	bb
6	6 180228M1_7	Standard	10.000	5.52	3129.479	13171.220	2.970	12.5	25.0	NO	0.995	NO	bb
7	7 180228M1_8	Standard	50.000	5.52	15212.284	15299.396	12.429	53.5	7.1	NO	0.995	NO	MM
8	8 180228M1_9	Standard	100.000	5.52	32600.979	16325.921	24.961	108.5	8.5	NO	0.995	NO	MM
9	9 180228M1_10	Standard	250.000	5.52	64873.668	15903.018	50.992	225.1	-10.0	NO	0.995	NO	MM
10	10 180228M1_11	Standard	500.000	5.52	126930.391	14197.834	111.752	511.0	2.2	NO	0.995	NO	MM

Compound name: PFDaA

Coefficient of Determination: $R^2 = 0.996546$

Calibration curve: $0.000353853 * x^2 + 1.24337 * x + 0.0715804$

Response type: Internal Std (Ref 48), Area * (IS Conc. / IS Area)

Curve type: 2nd Order, Origin: Exclude, Weighting: 1/x, Axis trans: None

#	Name	Type	Std. Conc	RT	Area	IS Area	Response	Conc.	%Dev	Conc. Flag	CoD	CoD Flag	x=excluded
1	1 180228M1_2	Standard	0.250	5.76	348.606	12664.562	0.344	0.2	-12.3	NO	0.997	NO	MM
2	2 180228M1_3	Standard	0.500	5.76	614.000	13667.324	0.562	0.4	-21.2	NO	0.997	NO	bb
3	3 180228M1_4	Standard	1.000	5.76	1555.454	11601.383	1.676	1.3	29.0	NO	0.997	NO	bb
4	4 180228M1_5	Standard	2.000	5.76	3124.298	15959.081	2.447	1.9	-4.5	NO	0.997	NO	bd
5	5 180228M1_6	Standard	5.000	5.76	6492.560	13821.734	5.872	4.7	-6.8	NO	0.997	NO	MM
6	6 180228M1_7	Standard	10.000	5.76	13875.409	12346.844	14.048	11.2	12.0	NO	0.997	NO	MM
7	7 180228M1_8	Standard	50.000	5.76	68623.852	13961.359	61.441	48.7	-2.6	NO	0.997	NO	MM
8	8 180228M1_9	Standard	100.000	5.76	141221.000	12237.205	144.254	112.4	12.4	NO	0.997	NO	MM
9	9 180228M1_10	Standard	250.000	5.76	312183.313	12681.970	307.704	232.1	-7.2	NO	0.997	NO	MM
10	10 180228M1_11	Standard	500.000	5.76	624633.125	10847.883	719.764	506.0	1.2	NO	0.997	NO	MM

Dataset: F:\Projects\PFAS.PRO\Results\180228M1\180228M1-CRV.qld

Last Altered: Thursday, March 01, 2018 12:54:21 Pacific Standard Time

Printed: Thursday, March 01, 2018 12:56:34 Pacific Standard Time

Compound name: N-MeFOSA

Correlation coefficient: $r = 0.998328$, $r^2 = 0.996659$

Calibration curve: $0.940855 * x + 0.495265$

Response type: Internal Std (Ref 49), Area * (IS Conc. / IS Area)

Curve type: Linear, Origin: Include, Weighting: 1/x, Axis trans: None

#	Name	Type	Std. Conc	RT	Area	IS Area	Response	Conc.	%Dev	Conc. Flag	CoD	CoD Flag	x=excluded
1	1 180228M1_2	Standard	1.250	5.96	267.646	24123.371	1.664	1.2	-0.6	NO	0.997	NO	bb
2	2 180228M1_3	Standard	2.500	5.96	389.715	25730.398	2.272	1.9	-24.5	NO	0.997	NO	bb
3	3 180228M1_4	Standard	5.000	5.96	806.205	22015.213	5.493	5.3	6.2	NO	0.997	NO	bb
4	4 180228M1_5	Standard	10.000	5.96	1801.175	24178.787	11.174	11.4	13.5	NO	0.997	NO	bb
5	5 180228M1_6	Standard	25.000	5.96	4200.801	24319.254	25.910	27.0	8.1	NO	0.997	NO	MM
6	6 180228M1_7	Standard	50.000	5.96	8308.490	22051.787	56.516	59.5	19.1	NO	0.997	NO	MM
7	7 180228M1_8	Standard	250.000	5.96	44015.723	23920.039	276.018	292.8	17.1	NO	0.997	NO	MM
8	8 180228M1_9	Standard	500.000	5.96	82756.898	24590.004	504.820	536.0	7.2	NO	0.997	NO	MM
9	9 180228M1_10	Standard	1250.000	5.96	189020.813	24281.357	1167.691	1240.6	-0.8	NO	0.997	NO	MM
10	10 180228M1_11	Standard	2500.000	5.96	339691.594	22392.834	2275.448	2418.0	-3.3	NO	0.997	NO	MM

Compound name: PFTrDA

Coefficient of Determination: $R^2 = 0.995409$

Calibration curve: $-0.000182428 * x^2 + 1.46369 * x + -0.00500415$

Response type: Internal Std (Ref 48), Area * (IS Conc. / IS Area)

Curve type: 2nd Order, Origin: Exclude, Weighting: 1/x, Axis trans: None

#	Name	Type	Std. Conc	RT	Area	IS Area	Response	Conc.	%Dev	Conc. Flag	CoD	CoD Flag	x=excluded
1	1 180228M1_2	Standard	0.250	6.01	402.704	12664.562	0.397	0.3	10.0	NO	0.995	NO	bb
2	2 180228M1_3	Standard	0.500	6.01	829.354	13667.324	0.759	0.5	4.3	NO	0.995	NO	bb
3	3 180228M1_4	Standard	1.000	6.01	1420.583	11601.383	1.531	1.0	4.9	NO	0.995	NO	bb
4	4 180228M1_5	Standard	2.000	6.01	3323.685	15959.081	2.603	1.8	-10.9	NO	0.995	NO	bb
5	5 180228M1_6	Standard	5.000	6.01	6780.724	13821.734	6.132	4.2	-16.1	NO	0.995	NO	MM
6	6 180228M1_7	Standard	10.000	6.00	15322.589	12346.844	15.513	10.6	6.2	NO	0.995	NO	MM
7	7 180228M1_8	Standard	50.000	6.01	74660.984	13961.359	66.846	45.9	-8.1	NO	0.995	NO	MM
8	8 180228M1_9	Standard	100.000	6.01	162842.297	12237.205	166.339	115.3	15.3	NO	0.995	NO	MM
9	9 180228M1_10	Standard	250.000	6.00	335956.063	12681.970	331.136	233.0	-6.8	NO	0.995	NO	MM
10	10 180228M1_11	Standard	500.000	6.01	602399.563	10847.883	694.144	506.2	1.2	NO	0.995	NO	MM

Dataset: F:\Projects\PFAS.PRO\Results\180228M1\180228M1-CRV.qld

Last Altered: Thursday, March 01, 2018 12:54:21 Pacific Standard Time

Printed: Thursday, March 01, 2018 12:56:34 Pacific Standard Time

Compound name: PFTeDA

Coefficient of Determination: R² = 0.994512

Calibration curve: $-0.00192235 * x^2 + 2.41092 * x + 0.0485061$

Response type: Internal Std (Ref 50), Area * (IS Conc. / IS Area)

Curve type: 2nd Order, Origin: Exclude, Weighting: 1/x, Axis trans: None

#	Name	Type	Std. Conc	RT	Area	IS Area	Response	Conc.	%Dev	Conc. Flag	CoD	CoD Flag	x=excluded
1	1 180228M1_2	Standard	0.250	6.23	270.737	5738.226	0.590	0.2	-10.2	NO	0.995	NO	bb
2	2 180228M1_3	Standard	0.500	6.22	612.733	5226.793	1.465	0.6	17.6	NO	0.995	NO	bb
3	3 180228M1_4	Standard	1.000	6.22	943.881	5577.219	2.115	0.9	-14.2	NO	0.995	NO	bb
4	4 180228M1_5	Standard	2.000	6.23	2603.468	6212.966	5.238	2.2	7.8	NO	0.995	NO	bb
5	5 180228M1_6	Standard	5.000	6.22	5561.941	6236.167	11.149	4.6	-7.6	NO	0.995	NO	MM
6	6 180228M1_7	Standard	10.000	6.22	10385.655	5714.606	22.717	9.5	-5.3	NO	0.995	NO	MM
7	7 180228M1_8	Standard	50.000	6.22	68382.102	6118.993	139.692	60.9	21.8	NO	0.995	NO	MM
8	8 180228M1_9	Standard	100.000	6.22	102162.563	6182.767	206.547	92.5	-7.5	NO	0.995	NO	MM
9	9 180228M1_10	Standard	250.000	6.22	239234.953	6388.818	468.074	240.1	-4.0	NO	0.995	NO	MM
10	10 180228M1_11	Standard	500.000	6.22	378496.281	6455.305	732.917	517.6	3.5	NO	0.995	NO	MM

Compound name: N-EtFOSA

Coefficient of Determination: R² = 0.999889

Calibration curve: $-4.63839e-005 * x^2 + 0.925145 * x + 0.0552316$

Response type: Internal Std (Ref 51), Area * (IS Conc. / IS Area)

Curve type: 2nd Order, Origin: Exclude, Weighting: 1/x, Axis trans: None

#	Name	Type	Std. Conc	RT	Area	IS Area	Response	Conc.	%Dev	Conc. Flag	CoD	CoD Flag	x=excluded
1	1 180228M1_2	Standard	1.250	6.37	340.693	37026.734	1.380	1.4	14.6	NO	1.000	NO	bb
2	2 180228M1_3	Standard	2.500	6.37	569.542	37631.148	2.270	2.4	-4.2	NO	1.000	NO	bb
3	3 180228M1_4	Standard	5.000	6.37	980.938	35633.254	4.129	4.4	-11.9	NO	1.000	NO	bb
4	4 180228M1_5	Standard	10.000	6.37	2341.711	37774.215	9.299	10.0	-0.0	NO	1.000	NO	bb
5	5 180228M1_6	Standard	25.000	6.37	5699.142	38238.086	22.357	24.1	-3.5	NO	1.000	NO	MM
6	6 180228M1_7	Standard	50.000	6.37	11188.006	34379.707	48.814	52.8	5.7	NO	1.000	NO	MM
7	7 180228M1_8	Standard	250.000	6.37	58475.684	38303.004	228.999	250.6	0.2	NO	1.000	NO	MM
8	8 180228M1_9	Standard	500.000	6.37	110023.188	37093.738	444.913	493.0	-1.4	NO	1.000	NO	MM
9	9 180228M1_10	Standard	1250.000	6.37	254791.813	35056.164	1090.215	1257.7	0.6	NO	1.000	NO	MM
10	10 180228M1_11	Standard	2500.000	6.37	416468.750	30909.936	2021.043	2497.1	-0.1	NO	1.000	NO	MM

Dataset: F:\Projects\PFAS.PRO\Results\180228M1\180228M1-CRV.qld

Last Altered: Thursday, March 01, 2018 12:54:21 Pacific Standard Time

Printed: Thursday, March 01, 2018 12:56:34 Pacific Standard Time

Compound name: PFHxDA

Coefficient of Determination: R² = 0.998985

Calibration curve: -0.000424355 * x² + 0.627384 * x + 0.0611432

Response type: Internal Std (Ref 52), Area * (IS Conc. / IS Area)

Curve type: 2nd Order, Origin: Exclude, Weighting: 1/x, Axis trans: None

#	Name	Type	Std. Conc	RT	Area	IS Area	Response	Conc.	%Dev	Conc. Flag	CoD	CoD Flag	x=excluded
1	1 180228M1_2	Standard	0.250	6.56	182.948	3935.899	0.232	0.3	9.2	NO	0.999	NO	bb
2	2 180228M1_3	Standard	0.500	6.56	278.575	4627.415	0.301	0.4	-23.5	NO	0.999	NO	bb
3	3 180228M1_4	Standard	1.000	6.56	583.744	4049.397	0.721	1.1	5.2	NO	0.999	NO	bb
4	4 180228M1_5	Standard	2.000	6.56	1243.544	4607.287	1.350	2.1	2.8	NO	0.999	NO	bb
5	5 180228M1_6	Standard	5.000	6.56	2700.197	4536.337	2.976	4.7	-6.8	NO	0.999	NO	bb
6	6 180228M1_7	Standard	10.000	6.56	5425.577	3803.405	7.133	11.4	13.6	NO	0.999	NO	bd
7	7 180228M1_8	Standard	50.000	6.56	28599.943	4814.688	29.701	48.9	-2.3	NO	0.999	NO	MM
8	8 180228M1_9	Standard	100.000	6.56	52290.676	4297.296	60.841	104.2	4.2	NO	0.999	NO	MM
9	9 180228M1_10	Standard	250.000	6.56	122119.469	4819.745	126.687	241.2	-3.5	NO	0.999	NO	MM
10	10 180228M1_11	Standard	500.000	6.56	206602.734	4940.089	209.108	507.2	1.4	NO	0.999	NO	MM

Compound name: PFODA

Coefficient of Determination: R² = 0.997491

Calibration curve: -0.000302638 * x² + 0.675498 * x + 0.0110733

Response type: Internal Std (Ref 52), Area * (IS Conc. / IS Area)

Curve type: 2nd Order, Origin: Include, Weighting: 1/x, Axis trans: None

#	Name	Type	Std. Conc	RT	Area	IS Area	Response	Conc.	%Dev	Conc. Flag	CoD	CoD Flag	x=excluded
1	1 180228M1_2	Standard	0.250	6.80	171.865	3935.899	0.218	0.3	22.7	NO	0.997	NO	bb
2	2 180228M1_3	Standard	0.500	6.79	293.227	4627.415	0.317	0.5	-9.5	NO	0.997	NO	bb
3	3 180228M1_4	Standard	1.000	6.80	478.583	4049.397	0.591	0.9	-14.1	NO	0.997	NO	bb
4	4 180228M1_5	Standard	2.000	6.79	1281.147	4607.287	1.390	2.0	2.2	NO	0.997	NO	bb
5	5 180228M1_6	Standard	5.000	6.79	2883.985	4536.337	3.179	4.7	-6.0	NO	0.997	NO	bb
6	6 180228M1_7	Standard	10.000	6.79	5554.042	3803.405	7.301	10.8	8.5	NO	0.997	NO	bb
7	7 180228M1_8	Standard	50.000	6.79	31334.826	4814.688	32.541	49.2	-1.5	NO	0.997	NO	MM
8	8 180228M1_9	Standard	100.000	6.79	60444.203	4297.296	70.328	109.5	9.5	NO	0.997	NO	bb
9	9 180228M1_10	Standard	250.000	6.79	135907.750	4819.745	140.991	233.0	-6.8	NO	0.997	NO	MM
10	10 180228M1_11	Standard	500.000	6.79	262290.781	4940.089	265.472	509.1	1.8	NO	0.997	NO	MM

Dataset: F:\Projects\PFAS.PRO\Results\180228M1\180228M1-CRV.qld

Last Altered: Thursday, March 01, 2018 12:54:21 Pacific Standard Time

Printed: Thursday, March 01, 2018 12:56:34 Pacific Standard Time

Compound name: N-MeFOSE

Correlation coefficient: $r = 0.998755$, $r^2 = 0.997511$

Calibration curve: $1.05289 * x + -0.00995271$

Response type: Internal Std (Ref 53), Area * (IS Conc. / IS Area)

Curve type: Linear, Origin: Exclude, Weighting: 1/x, Axis trans: None

#	Name	Type	Std. Conc	RT	Area	IS Area	Response	Conc.	%Dev	Conc. Flag	CoD	CoD Flag	x=excluded
1	1 180228M1_2	Standard	1.250	6.50	296.123	30725.480	1.446	1.4	10.6	NO	0.998	NO	bb
2	2 180228M1_3	Standard	2.500	6.50	612.079	31417.459	2.922	2.8	11.4	NO	0.998	NO	bb
3	3 180228M1_4	Standard	5.000	6.50	944.744	30768.074	4.606	4.4	-12.3	NO	0.998	NO	bb
4	4 180228M1_5	Standard	10.000	6.50	1858.745	27961.176	9.971	9.5	-5.2	NO	0.998	NO	bb
5	5 180228M1_6	Standard	25.000	6.50	4873.767	27676.352	26.415	25.1	0.4	NO	0.998	NO	MM
6	6 180228M1_7	Standard	50.000	6.50	8917.082	27794.805	48.123	45.7	-8.6	NO	0.998	NO	MM
7	7 180228M1_8	Standard	250.000	6.50	58890.406	31259.994	282.584	268.4	7.4	NO	0.998	NO	MM
8	8 180228M1_9	Standard	500.000	6.50	111681.906	31568.895	530.658	504.0	0.8	NO	0.998	NO	MM
9	9 180228M1_10	Standard	1250.000	6.50	278239.781	34289.055	1217.180	1156.1	-7.5	NO	0.998	NO	MM
10	10 180228M1_11	Standard	2500.000	6.50	470776.469	26031.857	2712.694	2576.4	3.1	NO	0.998	NO	MM

Compound name: N-EtFOSE

Coefficient of Determination: $R^2 = 0.997385$

Calibration curve: $-2.41702e-005 * x^2 + 1.20622 * x + 0.0810787$

Response type: Internal Std (Ref 54), Area * (IS Conc. / IS Area)

Curve type: 2nd Order, Origin: Exclude, Weighting: 1/x, Axis trans: None

#	Name	Type	Std. Conc	RT	Area	IS Area	Response	Conc.	%Dev	Conc. Flag	CoD	CoD Flag	x=excluded
1	1 180228M1_2	Standard	1.250	6.65	284.228	28847.656	1.478	1.2	-7.4	NO	0.997	NO	bb
2	2 180228M1_3	Standard	2.500	6.65	544.154	27341.713	2.985	2.4	-3.7	NO	0.997	NO	bb
3	3 180228M1_4	Standard	5.000	6.65	1013.810	28330.986	5.368	4.4	-12.3	NO	0.997	NO	bb
4	4 180228M1_5	Standard	10.000	6.65	2504.453	28096.668	13.371	11.0	10.2	NO	0.997	NO	bb
5	5 180228M1_6	Standard	25.000	6.64	5889.724	30023.010	29.426	24.3	-2.6	NO	0.997	NO	bb
6	6 180228M1_7	Standard	50.000	6.65	10711.698	25378.398	63.312	52.5	5.0	NO	0.997	NO	MM
7	7 180228M1_8	Standard	250.000	6.65	61302.559	26526.193	346.653	289.0	15.6	NO	0.997	NO	MM
8	8 180228M1_9	Standard	500.000	6.65	117654.766	29547.035	597.292	500.1	0.0	NO	0.997	NO	MM
9	9 180228M1_10	Standard	1250.000	6.65	257220.953	27931.848	1381.332	1172.7	-6.2	NO	0.997	NO	MM
10	10 180228M1_11	Standard	2500.000	6.65	523318.969	27028.889	2904.220	2536.6	1.5	NO	0.997	NO	MM

Dataset: F:\Projects\PFAS.PRO\Results\180228M1\180228M1-CRV.qld

Last Altered: Thursday, March 01, 2018 12:54:21 Pacific Standard Time

Printed: Thursday, March 01, 2018 12:56:34 Pacific Standard Time

Compound name: 13C3-PFBA

Response Factor: 0.868851

RRF SD: 0.0356622, Relative SD: 4.10452

Response type: Internal Std (Ref 55), Area * (IS Conc. / IS Area)

Curve type: RF

	# Name	Type	Std. Conc	RT	Area	IS Area	Response	Conc.	%Dev	Conc. Flag	CoD	CoD Flag	x=excluded
1	1 180228M1_2	Standard	12.500	1.47	9482.349	11593.348	10.224	11.8	-5.9	NO		NO	MM
2	2 180228M1_3	Standard	12.500	1.47	10405.057	11931.247	10.901	12.5	0.4	NO		NO	MM
3	3 180228M1_4	Standard	12.500	1.47	7784.448	9237.063	10.534	12.1	-3.0	NO		NO	MM
4	4 180228M1_5	Standard	12.500	1.47	10499.210	11507.105	11.405	13.1	5.0	NO		NO	bb
5	5 180228M1_6	Standard	12.500	1.47	10272.636	11491.565	11.174	12.9	2.9	NO		NO	MM
6	6 180228M1_7	Standard	12.500	1.47	8094.981	9016.525	11.222	12.9	3.3	NO		NO	bb
7	7 180228M1_8	Standard	12.500	1.47	10146.749	12241.607	10.361	11.9	-4.6	NO		NO	MM
8	8 180228M1_9	Standard	12.500	1.47	10209.916	12272.524	10.399	12.0	-4.2	NO		NO	MM
9	9 180228M1_10	Standard	12.500	1.47	10188.778	11566.592	11.011	12.7	1.4	NO		NO	MM
10	10 180228M1_11	Standard	12.500	1.47	10417.884	11448.815	11.374	13.1	4.7	NO		NO	MM

Compound name: 13C3-PFPeA

Response Factor: 0.977712

RRF SD: 0.055538, Relative SD: 5.6804

Response type: Internal Std (Ref 56), Area * (IS Conc. / IS Area)

Curve type: RF

	# Name	Type	Std. Conc	RT	Area	IS Area	Response	Conc.	%Dev	Conc. Flag	CoD	CoD Flag	x=excluded
1	1 180228M1_2	Standard	12.500	2.43	14785.717	15645.559	11.813	12.1	-3.3	NO		NO	MM
2	2 180228M1_3	Standard	12.500	2.43	15577.599	16505.916	11.797	12.1	-3.5	NO		NO	MM
3	3 180228M1_4	Standard	12.500	2.43	13667.284	13683.021	12.486	12.8	2.2	NO		NO	MM
4	4 180228M1_5	Standard	12.500	2.43	14969.095	15625.989	11.975	12.2	-2.0	NO		NO	MM
5	5 180228M1_6	Standard	12.500	2.43	15060.083	14420.662	13.054	13.4	6.8	NO		NO	MM
6	6 180228M1_7	Standard	12.500	2.43	13277.061	14401.465	11.524	11.8	-5.7	NO		NO	MM
7	7 180228M1_8	Standard	12.500	2.43	14578.932	16223.547	11.233	11.5	-8.1	NO		NO	MM
8	8 180228M1_9	Standard	12.500	2.43	15053.539	14038.947	13.403	13.7	9.7	NO		NO	bb
9	9 180228M1_10	Standard	12.500	2.43	14095.015	13796.276	12.771	13.1	4.5	NO		NO	bb
10	10 180228M1_11	Standard	12.500	2.43	13122.153	13490.551	12.159	12.4	-0.5	NO		NO	MM

Dataset: F:\Projects\PFAS.PRO\Results\180228M1\180228M1-CRV.qld

Last Altered: Thursday, March 01, 2018 12:54:21 Pacific Standard Time

Printed: Thursday, March 01, 2018 12:56:34 Pacific Standard Time

Compound name: 13C3-PFBS

Response Factor: 0.123368

RRF SD: 0.00954076, Relative SD: 7.73358

Response type: Internal Std (Ref 56), Area * (IS Conc. / IS Area)

Curve type: RF

#	Name	Type	Std. Conc	RT	Area	IS Area	Response	Conc.	%Dev	Conc. Flag	CoD	CoD Flag	x=excluded
1	1 180228M1_2	Standard	12.500	2.71	1855.292	15645.559	1.482	12.0	-3.9	NO		NO	bb
2	2 180228M1_3	Standard	12.500	2.71	1853.660	16505.916	1.404	11.4	-9.0	NO		NO	bb
3	3 180228M1_4	Standard	12.500	2.70	1807.427	13683.021	1.651	13.4	7.1	NO		NO	bb
4	4 180228M1_5	Standard	12.500	2.71	1822.526	15625.989	1.458	11.8	-5.5	NO		NO	bb
5	5 180228M1_6	Standard	12.500	2.70	2069.823	14420.662	1.794	14.5	16.3	NO		NO	bb
6	6 180228M1_7	Standard	12.500	2.70	1697.783	14401.465	1.474	11.9	-4.4	NO		NO	bb
7	7 180228M1_8	Standard	12.500	2.70	1943.352	16223.547	1.497	12.1	-2.9	NO		NO	bb
8	8 180228M1_9	Standard	12.500	2.70	1833.062	14038.947	1.632	13.2	5.8	NO		NO	bb
9	9 180228M1_10	Standard	12.500	2.70	1734.008	13796.276	1.571	12.7	1.9	NO		NO	bb
10	10 180228M1_11	Standard	12.500	2.70	1573.035	13490.551	1.458	11.8	-5.5	NO		NO	bb

Compound name: 13C2-PFHxA

Response Factor: 0.711785

RRF SD: 0.0432026, Relative SD: 6.06961

Response type: Internal Std (Ref 56), Area * (IS Conc. / IS Area)

Curve type: RF

#	Name	Type	Std. Conc	RT	Area	IS Area	Response	Conc.	%Dev	Conc. Flag	CoD	CoD Flag	x=excluded
1	1 180228M1_2	Standard	5.000	3.20	4490.003	15645.559	3.587	5.0	0.8	NO		NO	MM
2	2 180228M1_3	Standard	5.000	3.20	4675.511	16505.916	3.541	5.0	-0.5	NO		NO	MM
3	3 180228M1_4	Standard	5.000	3.20	3777.600	13683.021	3.451	4.8	-3.0	NO		NO	MM
4	4 180228M1_5	Standard	5.000	3.20	4051.851	15625.989	3.241	4.6	-8.9	NO		NO	bb
5	5 180228M1_6	Standard	5.000	3.20	4362.427	14420.662	3.781	5.3	6.3	NO		NO	bb
6	6 180228M1_7	Standard	5.000	3.20	3889.484	14401.465	3.376	4.7	-5.1	NO		NO	MM
7	7 180228M1_8	Standard	5.000	3.20	4285.701	16223.547	3.302	4.6	-7.2	NO		NO	MM
8	8 180228M1_9	Standard	5.000	3.20	4128.800	14038.947	3.676	5.2	3.3	NO		NO	bb
9	9 180228M1_10	Standard	5.000	3.20	4293.219	13796.276	3.890	5.5	9.3	NO		NO	bb
10	10 180228M1_11	Standard	5.000	3.20	4040.133	13490.551	3.743	5.3	5.2	NO		NO	MM

Dataset: F:\Projects\PFAS.PRO\Results\180228M1\180228M1-CRV.qld

Last Altered: Thursday, March 01, 2018 12:54:21 Pacific Standard Time

Printed: Thursday, March 01, 2018 12:56:34 Pacific Standard Time

Compound name: 13C4-PFHpA

Response Factor: 0.677842

RRF SD: 0.041447, Relative SD: 6.11455

Response type: Internal Std (Ref 56), Area * (IS Conc. / IS Area)

Curve type: RF

	# Name	Type	Std. Conc	RT	Area	IS Area	Response	Conc.	%Dev	Conc. Flag	CoD	CoD Flag	x=excluded
1	1 180228M1_2	Standard	12.500	3.81	9494.082	15645.559	7.585	11.2	-10.5	NO		NO	MM
2	2 180228M1_3	Standard	12.500	3.81	10729.822	16505.916	8.126	12.0	-4.1	NO		NO	MM
3	3 180228M1_4	Standard	12.500	3.81	9187.313	13683.021	8.393	12.4	-0.9	NO		NO	MM
4	4 180228M1_5	Standard	12.500	3.81	10462.907	15625.989	8.370	12.3	-1.2	NO		NO	MM
5	5 180228M1_6	Standard	12.500	3.81	10618.592	14420.662	9.204	13.6	8.6	NO		NO	bb
6	6 180228M1_7	Standard	12.500	3.81	9470.683	14401.465	8.220	12.1	-3.0	NO		NO	MM
7	7 180228M1_8	Standard	12.500	3.81	10641.383	16223.547	8.199	12.1	-3.2	NO		NO	MM
8	8 180228M1_9	Standard	12.500	3.81	9901.633	14038.947	8.816	13.0	4.1	NO		NO	MM
9	9 180228M1_10	Standard	12.500	3.81	10273.245	13796.276	9.308	13.7	9.9	NO		NO	MM
10	10 180228M1_11	Standard	12.500	3.81	9182.921	13490.551	8.509	12.6	0.4	NO		NO	MM

Compound name: 18O2-PFHxS

Response Factor: 0.39248

RRF SD: 0.0243553, Relative SD: 6.20549

Response type: Internal Std (Ref 57), Area * (IS Conc. / IS Area)

Curve type: RF

	# Name	Type	Std. Conc	RT	Area	IS Area	Response	Conc.	%Dev	Conc. Flag	CoD	CoD Flag	x=excluded
1	1 180228M1_2	Standard	12.500	3.96	1424.949	3801.723	4.685	11.9	-4.5	NO		NO	bb
2	2 180228M1_3	Standard	12.500	3.96	1527.789	3871.015	4.933	12.6	0.6	NO		NO	bb
3	3 180228M1_4	Standard	12.500	3.96	1372.598	3053.002	5.620	14.3	14.6	NO		NO	bb
4	4 180228M1_5	Standard	12.500	3.96	1530.425	3804.823	5.028	12.8	2.5	NO		NO	bb
5	5 180228M1_6	Standard	12.500	3.96	1347.034	3363.173	5.007	12.8	2.0	NO		NO	bb
6	6 180228M1_7	Standard	12.500	3.96	1241.597	3266.258	4.752	12.1	-3.1	NO		NO	bb
7	7 180228M1_8	Standard	12.500	3.96	1347.006	3681.151	4.574	11.7	-6.8	NO		NO	bb
8	8 180228M1_9	Standard	12.500	3.96	1275.631	3188.630	5.001	12.7	1.9	NO		NO	bb
9	9 180228M1_10	Standard	12.500	3.96	1258.126	3433.905	4.580	11.7	-6.6	NO		NO	MM
10	10 180228M1_11	Standard	12.500	3.96	1163.364	2979.374	4.881	12.4	-0.5	NO		NO	bb

Dataset: F:\Projects\PFAS.PRO\Results\180228M1\180228M1-CRV.qld

Last Altered: Thursday, March 01, 2018 12:54:21 Pacific Standard Time

Printed: Thursday, March 01, 2018 12:56:34 Pacific Standard Time

Compound name: 13C2-PFOA

Response Factor: 1.30787

RRF SD: 0.124372, Relative SD: 9.50954

Response type: Internal Std (Ref 58), Area * (IS Conc. / IS Area)

Curve type: RF

#	Name	Type	Std. Conc	RT	Area	IS Area	Response	Conc.	%Dev	Conc. Flag	CoD	CoD Flag	x=excluded
1	1 180228M1_2	Standard	12.500	4.34	15975.155	12318.786	16.210	12.4	-0.8	NO		NO	MM
2	2 180228M1_3	Standard	12.500	4.34	15272.082	12816.894	14.894	11.4	-8.9	NO		NO	MM
3	3 180228M1_4	Standard	12.500	4.34	16212.780	11239.981	18.030	13.8	10.3	NO		NO	MM
4	4 180228M1_5	Standard	12.500	4.34	15592.995	12526.418	15.560	11.9	-4.8	NO		NO	MM
5	5 180228M1_6	Standard	12.500	4.34	15321.488	12683.745	15.100	11.5	-7.6	NO		NO	MM
6	6 180228M1_7	Standard	12.500	4.34	14524.955	12527.379	14.493	11.1	-11.3	NO		NO	MM
7	7 180228M1_8	Standard	12.500	4.34	16742.660	12837.801	16.302	12.5	-0.3	NO		NO	bb
8	8 180228M1_9	Standard	12.500	4.34	17006.066	12030.187	17.670	13.5	8.1	NO		NO	MM
9	9 180228M1_10	Standard	12.500	4.34	16192.753	12772.780	15.847	12.1	-3.1	NO		NO	MM
10	10 180228M1_11	Standard	12.500	4.34	14858.598	9585.629	19.376	14.8	18.5	NO		NO	MM

Compound name: 13C5-PFNA

Response Factor: 0.976377

RRF SD: 0.136863, Relative SD: 14.0175

Response type: Internal Std (Ref 59), Area * (IS Conc. / IS Area)

Curve type: RF

#	Name	Type	Std. Conc	RT	Area	IS Area	Response	Conc.	%Dev	Conc. Flag	CoD	CoD Flag	x=excluded
1	1 180228M1_2	Standard	12.500	4.78	13386.770	11364.873	14.724	15.1	20.6	NO		NO	MM
2	2 180228M1_3	Standard	12.500	4.78	12355.240	14416.358	10.713	11.0	-12.2	NO		NO	MM
3	3 180228M1_4	Standard	12.500	4.78	13137.864	12634.902	12.998	13.3	6.5	NO		NO	MM
4	4 180228M1_5	Standard	12.500	4.78	12421.174	15210.487	10.208	10.5	-16.4	NO		NO	bb
5	5 180228M1_6	Standard	12.500	4.78	13044.806	14941.359	10.913	11.2	-10.6	NO		NO	MM
6	6 180228M1_7	Standard	12.500	4.77	9852.600	11539.751	10.672	10.9	-12.6	NO		NO	MM
7	7 180228M1_8	Standard	12.500	4.78	15582.357	12806.404	15.210	15.6	24.6	NO		NO	MM
8	8 180228M1_9	Standard	12.500	4.77	13310.964	13586.784	12.246	12.5	0.3	NO		NO	MM
9	9 180228M1_10	Standard	12.500	4.77	12809.956	13397.615	11.952	12.2	-2.1	NO		NO	bb
10	10 180228M1_11	Standard	12.500	4.78	11338.512	11419.050	12.412	12.7	1.7	NO		NO	bb

Dataset: F:\Projects\PFAS.PRO\Results\180228M1\180228M1-CRV.qld

Last Altered: Thursday, March 01, 2018 12:54:21 Pacific Standard Time

Printed: Thursday, March 01, 2018 12:56:34 Pacific Standard Time

Compound name: 13C8-PFOSA

Response Factor: 0.254282

RRF SD: 0.0244782, Relative SD: 9.62641

Response type: Internal Std (Ref 62), Area * (IS Conc. / IS Area)

Curve type: RF

#	Name	Type	Std. Conc	RT	Area	IS Area	Response	Conc.	%Dev	Conc. Flag	CoD	CoD Flag	x=excluded
1	1 180228M1_2	Standard	12.500	4.84	3907.384	17003.807	2.872	11.3	-9.6	NO		NO	MM
2	2 180228M1_3	Standard	12.500	4.84	4658.614	18392.813	3.166	12.5	-0.4	NO		NO	bb
3	3 180228M1_4	Standard	12.500	4.84	4348.575	14425.266	3.768	14.8	18.6	NO		NO	MM
4	4 180228M1_5	Standard	12.500	4.84	4481.877	16583.193	3.378	13.3	6.3	NO		NO	MM
5	5 180228M1_6	Standard	12.500	4.84	3958.071	18456.570	2.681	10.5	-15.7	NO		NO	MM
6	6 180228M1_7	Standard	12.500	4.84	3967.696	16410.484	3.022	11.9	-4.9	NO		NO	MM
7	7 180228M1_8	Standard	12.500	4.84	4167.121	15542.622	3.351	13.2	5.4	NO		NO	MM
8	8 180228M1_9	Standard	12.500	4.84	4312.461	16255.121	3.316	13.0	4.3	NO		NO	bb
9	9 180228M1_10	Standard	12.500	4.84	3613.998	13938.016	3.241	12.7	2.0	NO		NO	bd
10	10 180228M1_11	Standard	12.500	4.84	3181.620	13307.343	2.989	11.8	-6.0	NO		NO	bb

Compound name: 13C8-PFOS

Response Factor: 1.04025

RRF SD: 0.061716, Relative SD: 5.93279

Response type: Internal Std (Ref 60), Area * (IS Conc. / IS Area)

Curve type: RF

#	Name	Type	Std. Conc	RT	Area	IS Area	Response	Conc.	%Dev	Conc. Flag	CoD	CoD Flag	x=excluded
1	1 180228M1_2	Standard	12.500	4.86	3308.733	3201.792	12.918	12.4	-0.7	NO		NO	bb
2	2 180228M1_3	Standard	12.500	4.85	3954.106	3826.216	12.918	12.4	-0.7	NO		NO	bb
3	3 180228M1_4	Standard	12.500	4.85	3814.397	3490.879	13.658	13.1	5.0	NO		NO	bb
4	4 180228M1_5	Standard	12.500	4.86	3921.420	3961.236	12.374	11.9	-4.8	NO		NO	bb
5	5 180228M1_6	Standard	12.500	4.86	4153.437	4112.229	12.625	12.1	-2.9	NO		NO	MM
6	6 180228M1_7	Standard	12.500	4.85	3273.429	3587.525	11.406	11.0	-12.3	NO		NO	MM
7	7 180228M1_8	Standard	12.500	4.86	4184.055	4035.556	12.960	12.5	-0.3	NO		NO	bb
8	8 180228M1_9	Standard	12.500	4.85	3794.025	3354.516	14.138	13.6	8.7	NO		NO	bb
9	9 180228M1_10	Standard	12.500	4.85	3536.722	3280.875	13.475	13.0	3.6	NO		NO	MM
10	10 180228M1_11	Standard	12.500	4.85	3442.114	3173.011	13.560	13.0	4.3	NO		NO	bb

Dataset: F:\Projects\PFAS.PRO\Results\180228M1\180228M1-CRV.qld

Last Altered: Thursday, March 01, 2018 12:54:21 Pacific Standard Time

Printed: Thursday, March 01, 2018 12:56:34 Pacific Standard Time

Compound name: 13C2-PFDA

Response Factor: 0.967028

RRF SD: 0.129972, Relative SD: 13.4404

Response type: Internal Std (Ref 61), Area * (IS Conc. / IS Area)

Curve type: RF

#	Name	Type	Std. Conc	RT	Area	IS Area	Response	Conc.	%Dev	Conc. Flag	CoD	CoD Flag	x=excluded
1	1 180228M1_2	Standard	12.500	5.15	14256.088	13225.322	13.474	13.9	11.5	NO		NO	MM
2	2 180228M1_3	Standard	12.500	5.15	14143.743	16018.604	11.037	11.4	-8.7	NO		NO	MM
3	3 180228M1_4	Standard	12.500	5.15	11984.702	14028.880	10.679	11.0	-11.7	NO		NO	MM
4	4 180228M1_5	Standard	12.500	5.15	13577.180	13571.068	12.506	12.9	3.5	NO		NO	MM
5	5 180228M1_6	Standard	12.500	5.15	14018.240	11861.205	14.773	15.3	22.2	NO		NO	MM
6	6 180228M1_7	Standard	12.500	5.15	10620.831	14274.159	9.301	9.6	-23.1	NO		NO	MM
7	7 180228M1_8	Standard	12.500	5.15	15840.696	14738.722	13.435	13.9	11.1	NO		NO	bb
8	8 180228M1_9	Standard	12.500	5.15	12124.715	13980.863	10.840	11.2	-10.3	NO		NO	MM
9	9 180228M1_10	Standard	12.500	5.15	13700.789	13835.551	12.378	12.8	2.4	NO		NO	bb
10	10 180228M1_11	Standard	12.500	5.15	12393.765	12437.702	12.456	12.9	3.0	NO		NO	MM

Compound name: d3-N-MeFOSAA

Response Factor: 0.381113

RRF SD: 0.0563944, Relative SD: 14.7973

Response type: Internal Std (Ref 62), Area * (IS Conc. / IS Area)

Curve type: RF

#	Name	Type	Std. Conc	RT	Area	IS Area	Response	Conc.	%Dev	Conc. Flag	CoD	CoD Flag	x=excluded
1	1 180228M1_2	Standard	12.500	5.30	5843.707	17003.807	4.296	11.3	-9.8	NO		NO	bb
2	2 180228M1_3	Standard	12.500	5.30	6143.021	18392.813	4.175	11.0	-12.4	NO		NO	bb
3	3 180228M1_4	Standard	12.500	5.30	6670.816	14425.266	5.780	15.2	21.3	NO		NO	bd
4	4 180228M1_5	Standard	12.500	5.30	6477.365	16583.193	4.882	12.8	2.5	NO		NO	bb
5	5 180228M1_6	Standard	12.500	5.30	6058.855	18456.570	4.103	10.8	-13.9	NO		NO	bd
6	6 180228M1_7	Standard	12.500	5.30	5247.615	16410.484	3.997	10.5	-16.1	NO		NO	bb
7	7 180228M1_8	Standard	12.500	5.30	7100.981	15542.622	5.711	15.0	19.9	NO		NO	bb
8	8 180228M1_9	Standard	12.500	5.30	5519.915	16255.121	4.245	11.1	-10.9	NO		NO	MM
9	9 180228M1_10	Standard	12.500	5.30	6215.069	13938.016	5.574	14.6	17.0	NO		NO	bb
10	10 180228M1_11	Standard	12.500	5.30	5190.166	13307.343	4.875	12.8	2.3	NO		NO	bb

Dataset: F:\Projects\PFAS.PRO\Results\180228M1\180228M1-CRV.qld

Last Altered: Thursday, March 01, 2018 12:54:21 Pacific Standard Time

Printed: Thursday, March 01, 2018 12:56:34 Pacific Standard Time

Compound name: d5-N-EtFOSAA

Response Factor: 0.398547

RRF SD: 0.0357715, Relative SD: 8.97548

Response type: Internal Std (Ref 62), Area * (IS Conc. / IS Area)

Curve type: RF

	# Name	Type	Std. Conc	RT	Area	IS Area	Response	Conc.	%Dev	Conc. Flag	CoD	CoD Flag	x=excluded
1	1 180228M1_2	Standard	12.500	5.46	6743.822	17003.807	4.958	12.4	-0.5	NO		NO	bb
2	2 180228M1_3	Standard	12.500	5.46	7881.525	18392.813	5.356	13.4	7.5	NO		NO	MM
3	3 180228M1_4	Standard	12.500	5.45	6253.478	14425.266	5.419	13.6	8.8	NO		NO	bb
4	4 180228M1_5	Standard	12.500	5.46	6404.463	16583.193	4.828	12.1	-3.1	NO		NO	MM
5	5 180228M1_6	Standard	12.500	5.46	6927.984	18456.570	4.692	11.8	-5.8	NO		NO	MM
6	6 180228M1_7	Standard	12.500	5.46	6831.834	16410.484	5.204	13.1	4.5	NO		NO	bd
7	7 180228M1_8	Standard	12.500	5.46	6397.491	15542.622	5.145	12.9	3.3	NO		NO	MM
8	8 180228M1_9	Standard	12.500	5.46	5678.724	16255.121	4.367	11.0	-12.3	NO		NO	MM
9	9 180228M1_10	Standard	12.500	5.45	6239.269	13938.016	5.596	14.0	12.3	NO		NO	MM
10	10 180228M1_11	Standard	12.500	5.45	4529.286	13307.343	4.254	10.7	-14.6	NO		NO	bb

Compound name: 13C2-PFUdA

Response Factor: 0.984747

RRF SD: 0.112209, Relative SD: 11.3947

Response type: Internal Std (Ref 62), Area * (IS Conc. / IS Area)

Curve type: RF

	# Name	Type	Std. Conc	RT	Area	IS Area	Response	Conc.	%Dev	Conc. Flag	CoD	CoD Flag	x=excluded
1	1 180228M1_2	Standard	12.500	5.47	15925.958	17003.807	11.708	11.9	-4.9	NO		NO	bb
2	2 180228M1_3	Standard	12.500	5.47	16298.963	18392.813	11.077	11.2	-10.0	NO		NO	bb
3	3 180228M1_4	Standard	12.500	5.47	16704.424	14425.266	14.475	14.7	17.6	NO		NO	bb
4	4 180228M1_5	Standard	12.500	5.47	15914.145	16583.193	11.996	12.2	-2.5	NO		NO	MM
5	5 180228M1_6	Standard	12.500	5.47	16755.396	18456.570	11.348	11.5	-7.8	NO		NO	bb
6	6 180228M1_7	Standard	12.500	5.47	13171.220	16410.484	10.033	10.2	-18.5	NO		NO	bb
7	7 180228M1_8	Standard	12.500	5.47	15299.396	15542.622	12.304	12.5	-0.0	NO		NO	MM
8	8 180228M1_9	Standard	12.500	5.47	16325.921	16255.121	12.554	12.7	2.0	NO		NO	MM
9	9 180228M1_10	Standard	12.500	5.47	15903.018	13938.016	14.262	14.5	15.9	NO		NO	bb
10	10 180228M1_11	Standard	12.500	5.47	14197.834	13307.343	13.336	13.5	8.3	NO		NO	MM

Dataset: F:\Projects\PFAS.PRO\Results\180228M1\180228M1-CRV.qld

Last Altered: Thursday, March 01, 2018 12:54:21 Pacific Standard Time

Printed: Thursday, March 01, 2018 12:56:34 Pacific Standard Time

Compound name: 13C2-PFDoA

Response Factor: 0.813189

RRF SD: 0.0816459, Relative SD: 10.0402

Response type: Internal Std (Ref 62), Area * (IS Conc. / IS Area)

Curve type: RF

#	Name	Type	Std. Conc	RT	Area	IS Area	Response	Conc.	%Dev	Conc. Flag	CoD	CoD Flag	x=excluded
1	1 180228M1_2	Standard	12.500	5.76	12664.562	17003.807	9.310	11.4	-8.4	NO		NO	MM
2	2 180228M1_3	Standard	12.500	5.76	13667.324	18392.813	9.288	11.4	-8.6	NO		NO	bb
3	3 180228M1_4	Standard	12.500	5.76	11601.383	14425.266	10.053	12.4	-1.1	NO		NO	MM
4	4 180228M1_5	Standard	12.500	5.76	15959.081	16583.193	12.030	14.8	18.3	NO		NO	bb
5	5 180228M1_6	Standard	12.500	5.76	13821.734	18456.570	9.361	11.5	-7.9	NO		NO	MM
6	6 180228M1_7	Standard	12.500	5.76	12346.844	16410.484	9.405	11.6	-7.5	NO		NO	MM
7	7 180228M1_8	Standard	12.500	5.76	13961.359	15542.622	11.228	13.8	10.5	NO		NO	MM
8	8 180228M1_9	Standard	12.500	5.76	12237.205	16255.121	9.410	11.6	-7.4	NO		NO	MM
9	9 180228M1_10	Standard	12.500	5.76	12681.970	13938.016	11.374	14.0	11.9	NO		NO	MM
10	10 180228M1_11	Standard	12.500	5.76	10847.883	13307.343	10.190	12.5	0.2	NO		NO	MM

Compound name: d3-N-MeFOSA

Response Factor: 0.124499

RRF SD: 0.0114617, Relative SD: 9.20632

Response type: Internal Std (Ref 62), Area * (IS Conc. / IS Area)

Curve type: RF

#	Name	Type	Std. Conc	RT	Area	IS Area	Response	Conc.	%Dev	Conc. Flag	CoD	CoD Flag	x=excluded
1	1 180228M1_2	Standard	150.000	5.98	24123.371	17003.807	17.734	142.4	-5.0	NO		NO	MM
2	2 180228M1_3	Standard	150.000	5.98	25730.398	18392.813	17.487	140.5	-6.4	NO		NO	MM
3	3 180228M1_4	Standard	150.000	5.98	22015.213	14425.266	19.077	153.2	2.2	NO		NO	MM
4	4 180228M1_5	Standard	150.000	5.99	24178.787	16583.193	18.225	146.4	-2.4	NO		NO	MM
5	5 180228M1_6	Standard	150.000	5.98	24319.254	18456.570	16.471	132.3	-11.8	NO		NO	bb
6	6 180228M1_7	Standard	150.000	5.98	22051.787	16410.484	16.797	134.9	-10.1	NO		NO	MM
7	7 180228M1_8	Standard	150.000	5.98	23920.039	15542.622	19.237	154.5	3.0	NO		NO	MM
8	8 180228M1_9	Standard	150.000	5.98	24590.004	16255.121	18.909	151.9	1.3	NO		NO	MM
9	9 180228M1_10	Standard	150.000	5.98	24281.357	13938.016	21.776	174.9	16.6	NO		NO	MM
10	10 180228M1_11	Standard	150.000	5.98	22392.834	13307.343	21.034	169.0	12.6	NO		NO	MM

Dataset: F:\Projects\PFAS.PRO\Results\180228M1\180228M1-CRV.qld

Last Altered: Thursday, March 01, 2018 12:54:21 Pacific Standard Time

Printed: Thursday, March 01, 2018 12:56:34 Pacific Standard Time

Compound name: 13C2-PFTeDA

Response Factor: 0.378655

RRF SD: 0.0588818, Relative SD: 15.5502

Response type: Internal Std (Ref 62), Area * (IS Conc. / IS Area)

Curve type: RF

#	Name	Type	Std. Conc	RT	Area	IS Area	Response	Conc.	%Dev	Conc. Flag	CoD	CoD Flag	x=excluded
1	1 180228M1_2	Standard	12.500	6.23	5738.226	17003.807	4.218	11.1	-10.9	NO		NO	MM
2	2 180228M1_3	Standard	12.500	6.23	5226.793	18392.813	3.552	9.4	-25.0	NO		NO	MM
3	3 180228M1_4	Standard	12.500	6.23	5577.219	14425.266	4.833	12.8	2.1	NO		NO	MM
4	4 180228M1_5	Standard	12.500	6.23	6212.966	16583.193	4.683	12.4	-1.1	NO		NO	bb
5	5 180228M1_6	Standard	12.500	6.23	6236.167	18456.570	4.224	11.2	-10.8	NO		NO	bb
6	6 180228M1_7	Standard	12.500	6.23	5714.606	16410.484	4.353	11.5	-8.0	NO		NO	MM
7	7 180228M1_8	Standard	12.500	6.23	6118.993	15542.622	4.921	13.0	4.0	NO		NO	MM
8	8 180228M1_9	Standard	12.500	6.23	6182.767	16255.121	4.754	12.6	0.4	NO		NO	MM
9	9 180228M1_10	Standard	12.500	6.23	6388.818	13938.016	5.730	15.1	21.1	NO		NO	MM
10	10 180228M1_11	Standard	12.500	6.23	6455.305	13307.343	6.064	16.0	28.1	NO		NO	MM

Compound name: d5-N-ETFOSA

Response Factor: 0.189355

RRF SD: 0.0144219, Relative SD: 7.61629

Response type: Internal Std (Ref 62), Area * (IS Conc. / IS Area)

Curve type: RF

#	Name	Type	Std. Conc	RT	Area	IS Area	Response	Conc.	%Dev	Conc. Flag	CoD	CoD Flag	x=excluded
1	1 180228M1_2	Standard	150.000	6.38	37026.734	17003.807	27.219	143.7	-4.2	NO		NO	MM
2	2 180228M1_3	Standard	150.000	6.38	37631.148	18392.813	25.575	135.1	-10.0	NO		NO	MM
3	3 180228M1_4	Standard	150.000	6.38	35633.254	14425.266	30.877	163.1	8.7	NO		NO	MM
4	4 180228M1_5	Standard	150.000	6.38	37774.215	16583.193	28.473	150.4	0.2	NO		NO	MM
5	5 180228M1_6	Standard	150.000	6.38	38238.086	18456.570	25.897	136.8	-8.8	NO		NO	bb
6	6 180228M1_7	Standard	150.000	6.38	34379.707	16410.484	26.187	138.3	-7.8	NO		NO	MM
7	7 180228M1_8	Standard	150.000	6.38	38303.004	15542.622	30.805	162.7	8.5	NO		NO	MM
8	8 180228M1_9	Standard	150.000	6.38	37093.738	16255.121	28.525	150.6	0.4	NO		NO	MM
9	9 180228M1_10	Standard	150.000	6.38	35056.164	13938.016	31.439	166.0	10.7	NO		NO	MM
10	10 180228M1_11	Standard	150.000	6.38	30909.936	13307.343	29.035	153.3	2.2	NO		NO	MM

Dataset: F:\Projects\PFAS.PRO\Results\180228M1\180228M1-CRV.qld

Last Altered: Thursday, March 01, 2018 12:54:21 Pacific Standard Time

Printed: Thursday, March 01, 2018 12:56:34 Pacific Standard Time

Compound name: 13C2-PFHxDA

Response Factor: 0.702581

RRF SD: 0.119132, Relative SD: 16.9564

Response type: Internal Std (Ref 62), Area * (IS Conc. / IS Area)

Curve type: RF

#	Name	Type	Std. Conc	RT	Area	IS Area	Response	Conc.	%Dev	Conc. Flag	CoD	CoD Flag	x=excluded
1	180228M1_2	Standard	5.000	6.56	3935.899	17003.807	2.893	4.1	-17.6	NO		NO	MM
2	180228M1_3	Standard	5.000	6.56	4627.415	18392.813	3.145	4.5	-10.5	NO		NO	bb
3	180228M1_4	Standard	5.000	6.56	4049.397	14425.266	3.509	5.0	-0.1	NO		NO	MM
4	180228M1_5	Standard	5.000	6.56	4607.287	16583.193	3.473	4.9	-1.1	NO		NO	MM
5	180228M1_6	Standard	5.000	6.56	4536.337	18456.570	3.072	4.4	-12.5	NO		NO	MM
6	180228M1_7	Standard	5.000	6.56	3803.405	16410.484	2.897	4.1	-17.5	NO		NO	bb
7	180228M1_8	Standard	5.000	6.56	4814.688	15542.622	3.872	5.5	10.2	NO		NO	bb
8	180228M1_9	Standard	5.000	6.56	4297.296	16255.121	3.305	4.7	-5.9	NO		NO	bd
9	180228M1_10	Standard	5.000	6.56	4819.745	13938.016	4.322	6.2	23.0	NO		NO	MM
10	180228M1_11	Standard	5.000	6.56	4940.089	13307.343	4.640	6.6	32.1	NO		NO	MM

Compound name: d7-N-MeFOSE

Response Factor: 0.157476

RRF SD: 0.0228784, Relative SD: 14.5282

Response type: Internal Std (Ref 62), Area * (IS Conc. / IS Area)

Curve type: RF

#	Name	Type	Std. Conc	RT	Area	IS Area	Response	Conc.	%Dev	Conc. Flag	CoD	CoD Flag	x=excluded
1	180228M1_2	Standard	150.000	6.49	30725.480	17003.807	22.587	143.4	-4.4	NO		NO	MM
2	180228M1_3	Standard	150.000	6.49	31417.459	18392.813	21.352	135.6	-9.6	NO		NO	MM
3	180228M1_4	Standard	150.000	6.49	30768.074	14425.266	26.662	169.3	12.9	NO		NO	MM
4	180228M1_5	Standard	150.000	6.49	27961.176	16583.193	21.076	133.8	-10.8	NO		NO	MM
5	180228M1_6	Standard	150.000	6.49	27676.352	18456.570	18.744	119.0	-20.6	NO		NO	MM
6	180228M1_7	Standard	150.000	6.49	27794.805	16410.484	21.172	134.4	-10.4	NO		NO	MM
7	180228M1_8	Standard	150.000	6.49	31259.994	15542.622	25.141	159.6	6.4	NO		NO	MM
8	180228M1_9	Standard	150.000	6.49	31568.895	16255.121	24.276	154.2	2.8	NO		NO	MM
9	180228M1_10	Standard	150.000	6.49	34289.055	13938.016	30.751	195.3	30.2	NO		NO	MM
10	180228M1_11	Standard	150.000	6.49	26031.857	13307.343	24.453	155.3	3.5	NO		NO	MM

Dataset: F:\Projects\PFAS.PRO\Results\180228M1\180228M1-CRV.qld

Last Altered: Thursday, March 01, 2018 12:54:21 Pacific Standard Time

Printed: Thursday, March 01, 2018 12:56:34 Pacific Standard Time

Compound name: d9-N-EtFOSE

Response Factor: 0.14645

RRF SD: 0.0158906, Relative SD: 10.8505

Response type: Internal Std (Ref 62), Area * (IS Conc. / IS Area)

Curve type: RF

#	Name	Type	Std. Conc	RT	Area	IS Area	Response	Conc.	%Dev	Conc. Flag	CoD	CoD Flag	x=excluded
1	1 180228M1_2	Standard	150.000	6.63	28847.656	17003.807	21.207	144.8	-3.5	NO		NO	MM
2	2 180228M1_3	Standard	150.000	6.63	27341.713	18392.813	18.582	126.9	-15.4	NO		NO	MM
3	3 180228M1_4	Standard	150.000	6.63	28330.986	14425.266	24.550	167.6	11.8	NO		NO	MM
4	4 180228M1_5	Standard	150.000	6.64	28096.668	16583.193	21.179	144.6	-3.6	NO		NO	MM
5	5 180228M1_6	Standard	150.000	6.63	30023.010	18456.570	20.334	138.8	-7.4	NO		NO	bb
6	6 180228M1_7	Standard	150.000	6.63	25378.398	16410.484	19.331	132.0	-12.0	NO		NO	bb
7	7 180228M1_8	Standard	150.000	6.64	26526.193	15542.622	21.333	145.7	-2.9	NO		NO	MM
8	8 180228M1_9	Standard	150.000	6.63	29547.035	16255.121	22.721	155.1	3.4	NO		NO	MM
9	9 180228M1_10	Standard	150.000	6.63	27931.848	13938.016	25.050	171.0	14.0	NO		NO	MM
10	10 180228M1_11	Standard	150.000	6.63	27028.889	13307.343	25.389	173.4	15.6	NO		NO	MM

Compound name: 13C4-PFBA

Response Factor: 1

RRF SD: 0, Relative SD: 0

Response type: Internal Std (Ref 55), Area * (IS Conc. / IS Area)

Curve type: RF

#	Name	Type	Std. Conc	RT	Area	IS Area	Response	Conc.	%Dev	Conc. Flag	CoD	CoD Flag	x=excluded
1	1 180228M1_2	Standard	12.500	1.47	11593.348	11593.348	12.500	12.5	0.0	NO		NO	MM
2	2 180228M1_3	Standard	12.500	1.47	11931.247	11931.247	12.500	12.5	0.0	NO		NO	MM
3	3 180228M1_4	Standard	12.500	1.47	9237.063	9237.063	12.500	12.5	0.0	NO		NO	MM
4	4 180228M1_5	Standard	12.500	1.46	11507.105	11507.105	12.500	12.5	0.0	NO		NO	MM
5	5 180228M1_6	Standard	12.500	1.47	11491.565	11491.565	12.500	12.5	0.0	NO		NO	MM
6	6 180228M1_7	Standard	12.500	1.47	9016.525	9016.525	12.500	12.5	0.0	NO		NO	MM
7	7 180228M1_8	Standard	12.500	1.47	12241.607	12241.607	12.500	12.5	0.0	NO		NO	MM
8	8 180228M1_9	Standard	12.500	1.46	12272.524	12272.524	12.500	12.5	0.0	NO		NO	MM
9	9 180228M1_10	Standard	12.500	1.47	11566.592	11566.592	12.500	12.5	0.0	NO		NO	MM
10	10 180228M1_11	Standard	12.500	1.47	11448.815	11448.815	12.500	12.5	0.0	NO		NO	MM

Vista Analytical Laboratory

Dataset: F:\Projects\PFAS.PRO\Results\180228M1\180228M1-CRV.qld

Last Altered: Thursday, March 01, 2018 12:54:21 Pacific Standard Time

Printed: Thursday, March 01, 2018 12:56:34 Pacific Standard Time

Compound name: 13C5-PFHxA

Response Factor: 1

RRF SD: 0, Relative SD: 0

Response type: Internal Std (Ref 56), Area * (IS Conc. / IS Area)

Curve type: RF

#	Name	Type	Std. Conc	RT	Area	IS Area	Response	Conc.	%Dev	Conc. Flag	CoD	CoD Flag	x=excluded
1	1 180228M1_2	Standard	12.500	3.20	15645.559	15645.559	12.500	12.5	0.0	NO		NO	MM
2	2 180228M1_3	Standard	12.500	3.20	16505.916	16505.916	12.500	12.5	0.0	NO		NO	MM
3	3 180228M1_4	Standard	12.500	3.20	13683.021	13683.021	12.500	12.5	0.0	NO		NO	MM
4	4 180228M1_5	Standard	12.500	3.20	15625.989	15625.989	12.500	12.5	0.0	NO		NO	bb
5	5 180228M1_6	Standard	12.500	3.20	14420.662	14420.662	12.500	12.5	0.0	NO		NO	MM
6	6 180228M1_7	Standard	12.500	3.20	14401.465	14401.465	12.500	12.5	0.0	NO		NO	MM
7	7 180228M1_8	Standard	12.500	3.20	16223.547	16223.547	12.500	12.5	0.0	NO		NO	MM
8	8 180228M1_9	Standard	12.500	3.20	14038.947	14038.947	12.500	12.5	0.0	NO		NO	MM
9	9 180228M1_10	Standard	12.500	3.20	13796.276	13796.276	12.500	12.5	0.0	NO		NO	MM
10	10 180228M1_11	Standard	12.500	3.20	13490.551	13490.551	12.500	12.5	0.0	NO		NO	MM

Compound name: 13C3-PFHxS

Response Factor: 1

RRF SD: 0, Relative SD: 0

Response type: Internal Std (Ref 57), Area * (IS Conc. / IS Area)

Curve type: RF

#	Name	Type	Std. Conc	RT	Area	IS Area	Response	Conc.	%Dev	Conc. Flag	CoD	CoD Flag	x=excluded
1	1 180228M1_2	Standard	12.500	3.96	3801.723	3801.723	12.500	12.5	0.0	NO		NO	bb
2	2 180228M1_3	Standard	12.500	3.96	3871.015	3871.015	12.500	12.5	0.0	NO		NO	MM
3	3 180228M1_4	Standard	12.500	3.96	3053.002	3053.002	12.500	12.5	0.0	NO		NO	MM
4	4 180228M1_5	Standard	12.500	3.96	3804.823	3804.823	12.500	12.5	0.0	NO		NO	bb
5	5 180228M1_6	Standard	12.500	3.96	3363.173	3363.173	12.500	12.5	0.0	NO		NO	MM
6	6 180228M1_7	Standard	12.500	3.96	3266.258	3266.258	12.500	12.5	0.0	NO		NO	MM
7	7 180228M1_8	Standard	12.500	3.96	3681.151	3681.151	12.500	12.5	0.0	NO		NO	bb
8	8 180228M1_9	Standard	12.500	3.96	3188.630	3188.630	12.500	12.5	0.0	NO		NO	bb
9	9 180228M1_10	Standard	12.500	3.96	3433.905	3433.905	12.500	12.5	0.0	NO		NO	bb
10	10 180228M1_11	Standard	12.500	3.96	2979.374	2979.374	12.500	12.5	0.0	NO		NO	bb

Dataset: F:\Projects\PFAS.PRO\Results\180228M1\180228M1-CRV.qld

Last Altered: Thursday, March 01, 2018 12:54:21 Pacific Standard Time

Printed: Thursday, March 01, 2018 12:56:34 Pacific Standard Time

Compound name: 13C8-PFOA

Response Factor: 1

RRF SD: 0, Relative SD: 0

Response type: Internal Std (Ref 58), Area * (IS Conc. / IS Area)

Curve type: RF

#	Name	Type	Std. Conc	RT	Area	IS Area	Response	Conc.	%Dev	Conc. Flag	CoD	CoD Flag	x=excluded
1	1 180228M1_2	Standard	12.500	4.34	12318.786	12318.786	12.500	12.5	0.0	NO		NO	MM
2	2 180228M1_3	Standard	12.500	4.34	12816.894	12816.894	12.500	12.5	0.0	NO		NO	MM
3	3 180228M1_4	Standard	12.500	4.34	11239.981	11239.981	12.500	12.5	0.0	NO		NO	MM
4	4 180228M1_5	Standard	12.500	4.34	12526.418	12526.418	12.500	12.5	0.0	NO		NO	MM
5	5 180228M1_6	Standard	12.500	4.34	12683.745	12683.745	12.500	12.5	0.0	NO		NO	MM
6	6 180228M1_7	Standard	12.500	4.33	12527.379	12527.379	12.500	12.5	0.0	NO		NO	MM
7	7 180228M1_8	Standard	12.500	4.34	12837.801	12837.801	12.500	12.5	0.0	NO		NO	MM
8	8 180228M1_9	Standard	12.500	4.34	12030.187	12030.187	12.500	12.5	0.0	NO		NO	MM
9	9 180228M1_10	Standard	12.500	4.33	12772.780	12772.780	12.500	12.5	0.0	NO		NO	bb
10	10 180228M1_11	Standard	12.500	4.34	9585.629	9585.629	12.500	12.5	0.0	NO		NO	MM

Compound name: 13C9-PFNA

Response Factor: 1

RRF SD: 0, Relative SD: 0

Response type: Internal Std (Ref 59), Area * (IS Conc. / IS Area)

Curve type: RF

#	Name	Type	Std. Conc	RT	Area	IS Area	Response	Conc.	%Dev	Conc. Flag	CoD	CoD Flag	x=excluded
1	1 180228M1_2	Standard	12.500	4.78	11364.873	11364.873	12.500	12.5	0.0	NO		NO	MM
2	2 180228M1_3	Standard	12.500	4.78	14416.358	14416.358	12.500	12.5	0.0	NO		NO	bb
3	3 180228M1_4	Standard	12.500	4.77	12634.902	12634.902	12.500	12.5	0.0	NO		NO	bb
4	4 180228M1_5	Standard	12.500	4.78	15210.487	15210.487	12.500	12.5	0.0	NO		NO	bb
5	5 180228M1_6	Standard	12.500	4.78	14941.359	14941.359	12.500	12.5	0.0	NO		NO	bb
6	6 180228M1_7	Standard	12.500	4.77	11539.751	11539.751	12.500	12.5	0.0	NO		NO	MM
7	7 180228M1_8	Standard	12.500	4.78	12806.404	12806.404	12.500	12.5	0.0	NO		NO	MM
8	8 180228M1_9	Standard	12.500	4.77	13586.784	13586.784	12.500	12.5	0.0	NO		NO	MM
9	9 180228M1_10	Standard	12.500	4.77	13397.615	13397.615	12.500	12.5	0.0	NO		NO	MM
10	10 180228M1_11	Standard	12.500	4.78	11419.050	11419.050	12.500	12.5	0.0	NO		NO	MM

Dataset: F:\Projects\PFAS.PRO\Results\180228M1\180228M1-CRV.qld

Last Altered: Thursday, March 01, 2018 12:54:21 Pacific Standard Time

Printed: Thursday, March 01, 2018 12:56:34 Pacific Standard Time

Compound name: 13C4-PFOS

Response Factor: 1

RRF SD: 0, Relative SD: 0

Response type: Internal Std (Ref 60), Area * (IS Conc. / IS Area)

Curve type: RF

#	Name	Type	Std. Conc	RT	Area	IS Area	Response	Conc.	%Dev	Conc. Flag	CoD	CoD Flag	x=excluded
1	1 180228M1_2	Standard	12.500	4.86	3201.792	3201.792	12.500	12.5	0.0	NO		NO	MM
2	2 180228M1_3	Standard	12.500	4.86	3826.216	3826.216	12.500	12.5	0.0	NO		NO	MM
3	3 180228M1_4	Standard	12.500	4.85	3490.879	3490.879	12.500	12.5	0.0	NO		NO	MM
4	4 180228M1_5	Standard	12.500	4.86	3961.236	3961.236	12.500	12.5	0.0	NO		NO	bb
5	5 180228M1_6	Standard	12.500	4.86	4112.229	4112.229	12.500	12.5	0.0	NO		NO	bb
6	6 180228M1_7	Standard	12.500	4.85	3587.525	3587.525	12.500	12.5	0.0	NO		NO	bb
7	7 180228M1_8	Standard	12.500	4.85	4035.556	4035.556	12.500	12.5	0.0	NO		NO	bb
8	8 180228M1_9	Standard	12.500	4.85	3354.516	3354.516	12.500	12.5	0.0	NO		NO	bb
9	9 180228M1_10	Standard	12.500	4.85	3280.875	3280.875	12.500	12.5	0.0	NO		NO	MM
10	10 180228M1_11	Standard	12.500	4.86	3173.011	3173.011	12.500	12.5	0.0	NO		NO	bb

Compound name: 13C6-PFDA

Response Factor: 1

RRF SD: 0, Relative SD: 0

Response type: Internal Std (Ref 61), Area * (IS Conc. / IS Area)

Curve type: RF

#	Name	Type	Std. Conc	RT	Area	IS Area	Response	Conc.	%Dev	Conc. Flag	CoD	CoD Flag	x=excluded
1	1 180228M1_2	Standard	12.500	5.15	13225.322	13225.322	12.500	12.5	0.0	NO		NO	bb
2	2 180228M1_3	Standard	12.500	5.15	16018.604	16018.604	12.500	12.5	0.0	NO		NO	MM
3	3 180228M1_4	Standard	12.500	5.15	14028.880	14028.880	12.500	12.5	0.0	NO		NO	MM
4	4 180228M1_5	Standard	12.500	5.15	13571.068	13571.068	12.500	12.5	0.0	NO		NO	MM
5	5 180228M1_6	Standard	12.500	5.15	11861.205	11861.205	12.500	12.5	0.0	NO		NO	MM
6	6 180228M1_7	Standard	12.500	5.15	14274.159	14274.159	12.500	12.5	0.0	NO		NO	MM
7	7 180228M1_8	Standard	12.500	5.15	14738.722	14738.722	12.500	12.5	0.0	NO		NO	bb
8	8 180228M1_9	Standard	12.500	5.15	13980.863	13980.863	12.500	12.5	0.0	NO		NO	MM
9	9 180228M1_10	Standard	12.500	5.15	13835.551	13835.551	12.500	12.5	0.0	NO		NO	bb
10	10 180228M1_11	Standard	12.500	5.15	12437.702	12437.702	12.500	12.5	0.0	NO		NO	MM

Dataset: F:\Projects\PFAS.PRO\Results\180228M1\180228M1-CRV.qld

Last Altered: Thursday, March 01, 2018 12:54:21 Pacific Standard Time

Printed: Thursday, March 01, 2018 12:56:34 Pacific Standard Time

Compound name: 13C7-PFUdA

Response Factor: 1

RRF SD: 0, Relative SD: 0

Response type: Internal Std (Ref 62), Area * (IS Conc. / IS Area)

Curve type: RF

	# Name	Type	Std. Conc	RT	Area	IS Area	Response	Conc.	%Dev	Conc. Flag	CoD	CoD Flag	x=excluded
1	1 180228M1_2	Standard	12.500	5.47	17003.807	17003.807	12.500	12.5	0.0	NO		NO	MM
2	2 180228M1_3	Standard	12.500	5.47	18392.813	18392.813	12.500	12.5	0.0	NO		NO	MM
3	3 180228M1_4	Standard	12.500	5.47	14425.266	14425.266	12.500	12.5	0.0	NO		NO	bb
4	4 180228M1_5	Standard	12.500	5.47	16583.193	16583.193	12.500	12.5	0.0	NO		NO	MM
5	5 180228M1_6	Standard	12.500	5.47	18456.570	18456.570	12.500	12.5	0.0	NO		NO	bb
6	6 180228M1_7	Standard	12.500	5.47	16410.484	16410.484	12.500	12.5	0.0	NO		NO	MM
7	7 180228M1_8	Standard	12.500	5.47	15542.622	15542.622	12.500	12.5	0.0	NO		NO	bb
8	8 180228M1_9	Standard	12.500	5.47	16255.121	16255.121	12.500	12.5	0.0	NO		NO	MM
9	9 180228M1_10	Standard	12.500	5.47	13938.016	13938.016	12.500	12.5	0.0	NO		NO	MM
10	10 180228M1_11	Standard	12.500	5.47	13307.343	13307.343	12.500	12.5	0.0	NO		NO	MM

Dataset: F:\Projects\PFAS.PRO\Results\180228M1\180228M1-CRV.qld

Last Altered: Thursday, March 01, 2018 12:54:21 Pacific Standard Time

Printed: Thursday, March 01, 2018 12:57:12 Pacific Standard Time

Method: F:\Projects\PFAS.PRO\MethDB\PFAS_FULL_80C_022718.mdb 28 Feb 2018 13:19:45

Calibration: F:\Projects\PFAS.PRO\CurveDB\C18_VAL-PFAS_Q4_02-28-18-FULL.cdb 01 Mar 2018 12:54:21

Name: 180228M1_2, Date: 28-Feb-2018, Time: 20:44:50, ID: ST180228M1-1 PFC CS-2 18B2312, Description: PFC CS-2 18B2312

#	Name	IS#	CoD	CoD Flag	%RSD
1	1 PFBA	34	0.9983	NO	
2	2 PFPeA	35	0.9998	NO	
3	3 PFBS	36	0.9993	NO	
4	4 4:2 FTS	36	0.9991	NO	
5	5 PFHxA	37	0.9996	NO	
6	6 PFPeS	36	0.9980	NO	
7	7 PFHpA	38	0.9988	NO	
8	8 L-PFHxS	39	0.9997	NO	
9	10 6:2 FTS	40	0.9995	NO	
10	11 L-PFOA	40	0.9993	NO	
11	13 PFHpS	40	0.9984	NO	
12	14 PFNA	41	0.9990	NO	
13	15 PFOSA	42	0.9996	NO	
14	16 L-PFOS	43	0.9984	NO	
15	18 PFDA	44	0.9943	NO	
16	19 8:2 FTS	40	0.9943	NO	
17	20 PFNS	43	0.9988	NO	
18	21 N-MeFOSAA	45	0.9981	NO	
19	22 N-EtFOSAA	46	0.9950	NO	
20	23 PFUdA	47	0.9986	NO	
21	24 PFDS	47	0.9949	NO	
22	25 PFDoA	48	0.9965	NO	
23	26 N-MeFOSA	49	0.9967	NO	
24	27 PFTrDA	48	0.9954	NO	
25	28 PFTeDA	50	0.9945	NO	
26	29 N-EtFOSA	51	0.9999	NO	
27	30 PFHxDA	52	0.9990	NO	
28	31 PFODA	52	0.9975	NO	
29	32 N-MeFOSE	53	0.9975	NO	
30	33 N-EtFOSE	54	0.9974	NO	
31	34 13C3-PFBA	55		NO	4.105

Dataset: F:\Projects\PFAS.PRO\Results\180228M1\180228M1-CRV.qld

Last Altered: Thursday, March 01, 2018 12:54:21 Pacific Standard Time

Printed: Thursday, March 01, 2018 12:57:12 Pacific Standard Time

Name: 180228M1_2, Date: 28-Feb-2018, Time: 20:44:50, ID: ST180228M1-1 PFC CS-2 18B2312, Description: PFC CS-2 18B2312

#	Name	IS#	CoD	CoD Flag	%RSD
32	35 13C3-PFPeA	56		NO	5.680
33	36 13C3-PFBS	56		NO	7.734
34	37 13C2-PFHxA	56		NO	6.070
35	38 13C4-PFHpA	56		NO	6.115
36	39 18O2-PFHxS	57		NO	6.205
37	40 13C2-PFOA	58		NO	9.510
38	41 13C5-PFNA	59		NO	14.017
39	42 13C8-PFOSA	62		NO	9.626
40	43 13C8-PFOS	60		NO	5.933
41	44 13C2-PFDA	61		NO	13.440
42	45 d3-N-MeFOSAA	62		NO	14.797
43	46 d5-N-EtFOSAA	62		NO	8.975
44	47 13C2-PFUdA	62		NO	11.395
45	48 13C2-PFDoA	62		NO	10.040
46	49 d3-N-MeFOSA	62		NO	9.206
47	50 13C2-PFTeDA	62		NO	15.550
48	51 d5-N-ETFOSA	62		NO	7.616
49	52 13C2-PFHxDA	62		NO	16.956
50	53 d7-N-MeFOSE	62		NO	14.528
51	54 d9-N-EtFOSE	62		NO	10.850
52	55 13C4-PFBA	55		NO	0.000
53	56 13C5-PFHxA	56		NO	0.000
54	57 13C3-PFHxS	57		NO	0.000
55	58 13C8-PFOA	58		NO	0.000
56	59 13C9-PFNA	59		NO	0.000
57	60 13C4-PFOS	60		NO	0.000
58	61 13C6-PFDA	61		NO	0.000
59	62 13C7-PFUdA	62		NO	0.000

Vista Analytical Laboratory

Dataset: Untitled

Last Altered: Thursday, March 01, 2018 13:05:51 Pacific Standard Time

Printed: Thursday, March 01, 2018 13:06:01 Pacific Standard Time

Method: F:\Projects\PFAS.PRO\MethDB\PFAS_FULL_80C_022718.mdb 28 Feb 2018 13:19:45

Calibration: F:\Projects\PFAS.PRO\CurveDB\C18_VAL-PFAS_Q4_02-28-18-FULL.cdb 01 Mar 2018 12:54:21

Compound name: PFBA

	Name	ID	Acq.Date	Acq.Time
1	180228M1_1	IPA	28-Feb-18	20:33:26
2	180228M1_2	ST180228M1-1 PFC CS-2 18B2312	28-Feb-18	20:44:50
3	180228M1_3	ST180228M1-2 PFC CS-1 18B2313	28-Feb-18	20:56:17
4	180228M1_4	ST180228M1-3 PFC CS0 18B2314	28-Feb-18	21:07:44
5	180228M1_5	ST180228M1-4 PFC CS1 18B2315	28-Feb-18	21:19:13
6	180228M1_6	ST180228M1-5 PFC CS2 18B2316	28-Feb-18	21:30:43
7	180228M1_7	ST180228M1-6 PFC CS3 18B2317	28-Feb-18	21:42:12
8	180228M1_8	ST180228M1-7 PFC CS4 18B2318	28-Feb-18	21:53:43
9	180228M1_9	ST180228M1-8 PFC CS5 18B2319	28-Feb-18	22:05:09
10	180228M1_10	ST180228M1-9 PFC CS6 18B2320	28-Feb-18	22:16:39
11	180228M1_11	ST180228M1-10 PFC CS7 18B2321	28-Feb-18	22:28:09
12	180228M1_12	IPA	28-Feb-18	22:39:39
13	180228M1_13	ICV180228M1-1 PFC ICV 18B2311	28-Feb-18	22:51:06
14	180228M1_14	IPA	28-Feb-18	23:02:32

Dataset: F:\Projects\PFAS.PRO\Results\180228M1\180228M1-CRV.qld

Last Altered: Thursday, March 01, 2018 12:54:21 Pacific Standard Time

Printed: Thursday, March 01, 2018 13:01:25 Pacific Standard Time

Method: F:\Projects\PFAS.PRO\MethDB\PFAS_FULL_80C_022718.mdb 28 Feb 2018 13:19:45

Calibration: F:\Projects\PFAS.PRO\CurveDB\C18_VAL-PFAS_Q4_02-28-18-FULL.cdb 01 Mar 2018 12:54:21

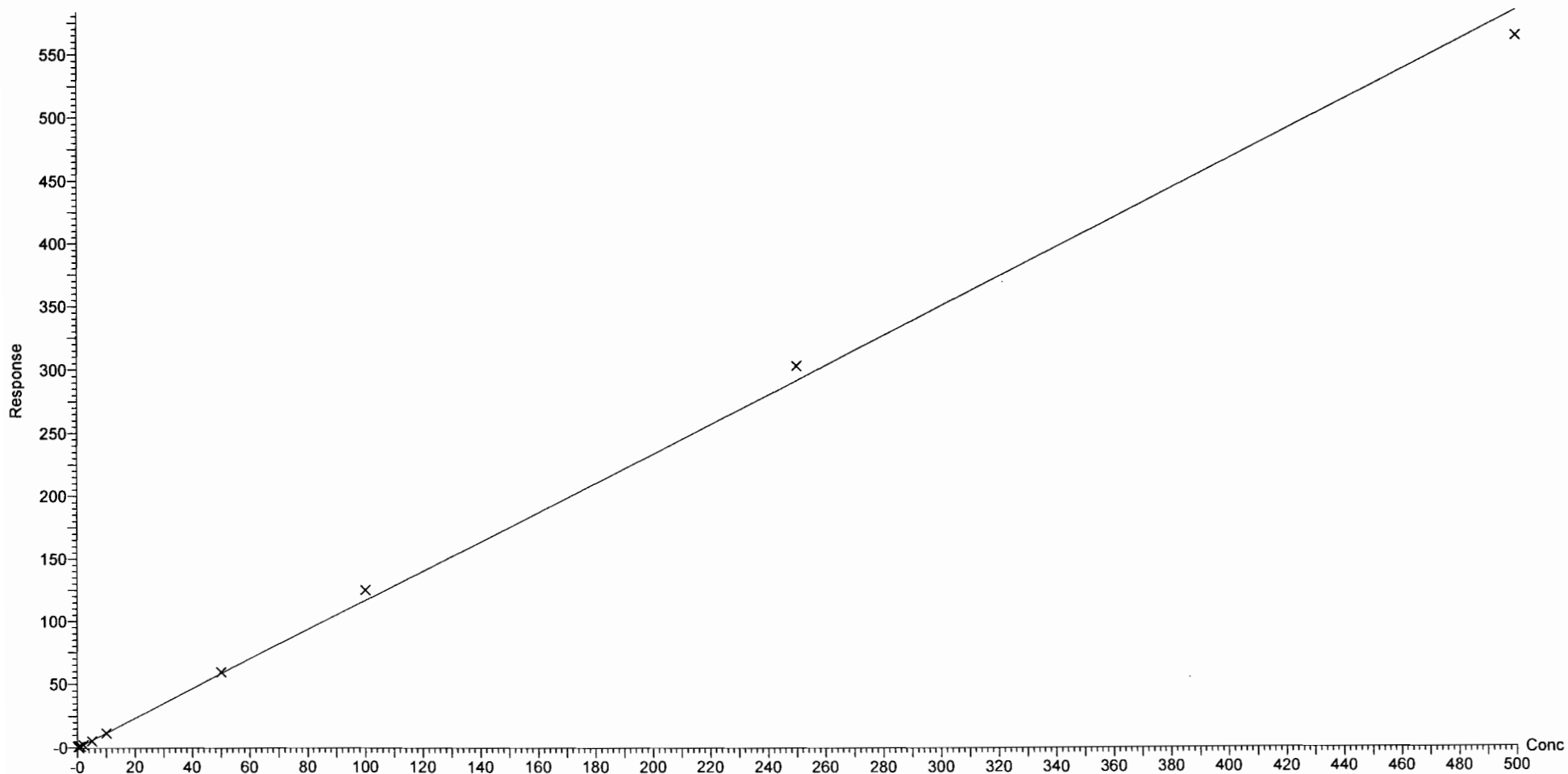
Compound name: PFBA

Correlation coefficient: $r = 0.999128$, $r^2 = 0.998257$

Calibration curve: $1.16633 * x + -0.00657388$

Response type: Internal Std (Ref 34), Area * (IS Conc. / IS Area)

Curve type: Linear, Origin: Include, Weighting: 1/x, Axis trans: None



Dataset: F:\Projects\PFAS.PRO\Results\180228M1\180228M1-CRV.qld

Last Altered: Thursday, March 01, 2018 12:54:21 Pacific Standard Time

Printed: Thursday, March 01, 2018 13:01:25 Pacific Standard Time

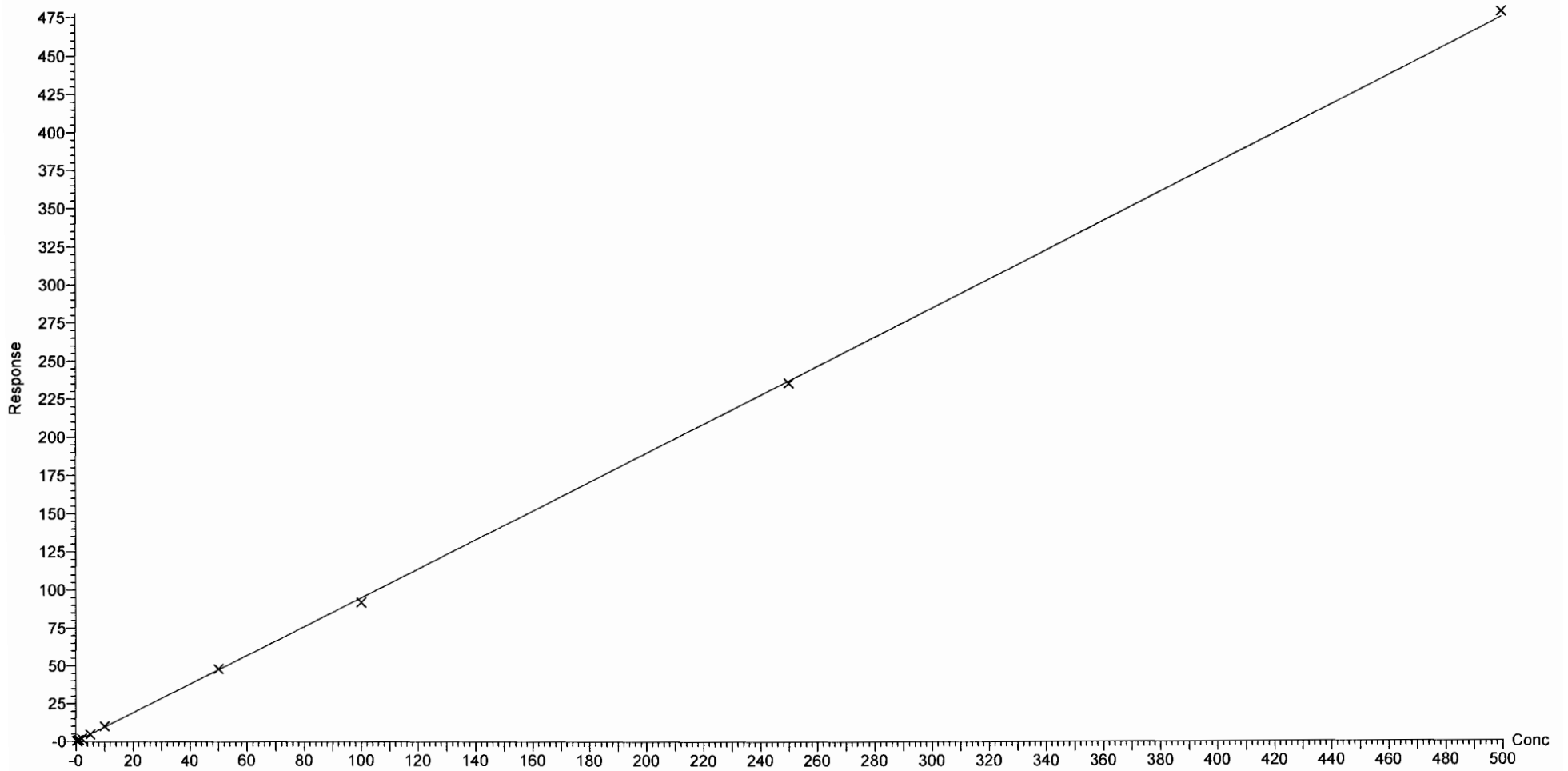
Compound name: PFPeA

Correlation coefficient: $r = 0.999901$, $r^2 = 0.999803$

Calibration curve: $0.948079 * x + 0.0338914$

Response type: Internal Std (Ref 35), Area * (IS Conc. / IS Area)

Curve type: Linear, Origin: Exclude, Weighting: 1/x, Axis trans: None



Dataset: F:\Projects\PFAS.PRO\Results\180228M1\180228M1-CRV.qld

Last Altered: Thursday, March 01, 2018 12:54:21 Pacific Standard Time

Printed: Thursday, March 01, 2018 13:01:25 Pacific Standard Time

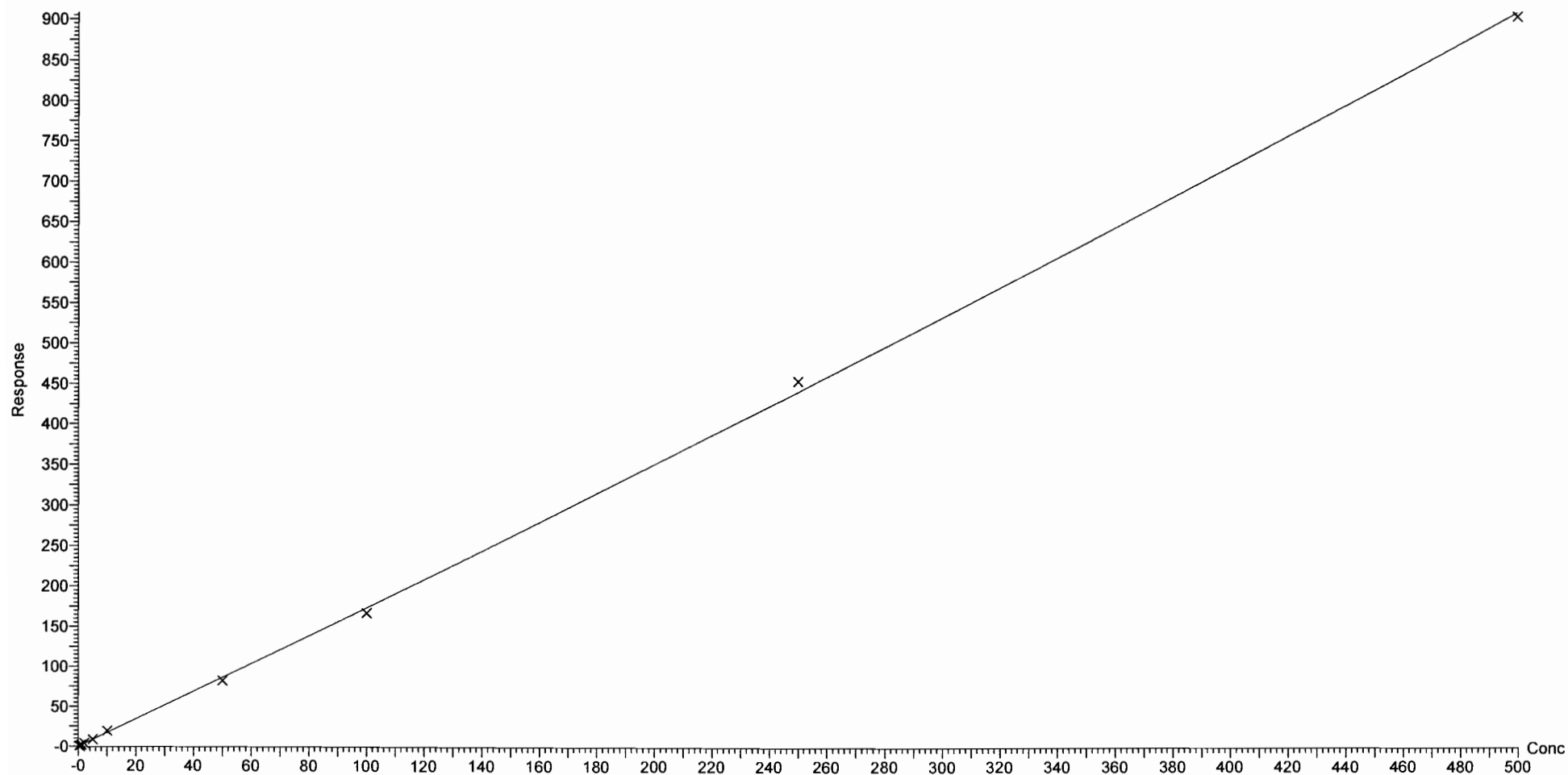
Compound name: PFBS

Coefficient of Determination: $R^2 = 0.999274$

Calibration curve: $0.000206202 * x^2 + 1.71322 * x + 0.111292$

Response type: Internal Std (Ref 36), Area * (IS Conc. / IS Area)

Curve type: 2nd Order, Origin: Exclude, Weighting: 1/x, Axis trans: None



Dataset: F:\Projects\PFAS.PRO\Results\180228M1\180228M1-CRV.qld

Last Altered: Thursday, March 01, 2018 12:54:21 Pacific Standard Time

Printed: Thursday, March 01, 2018 13:01:25 Pacific Standard Time

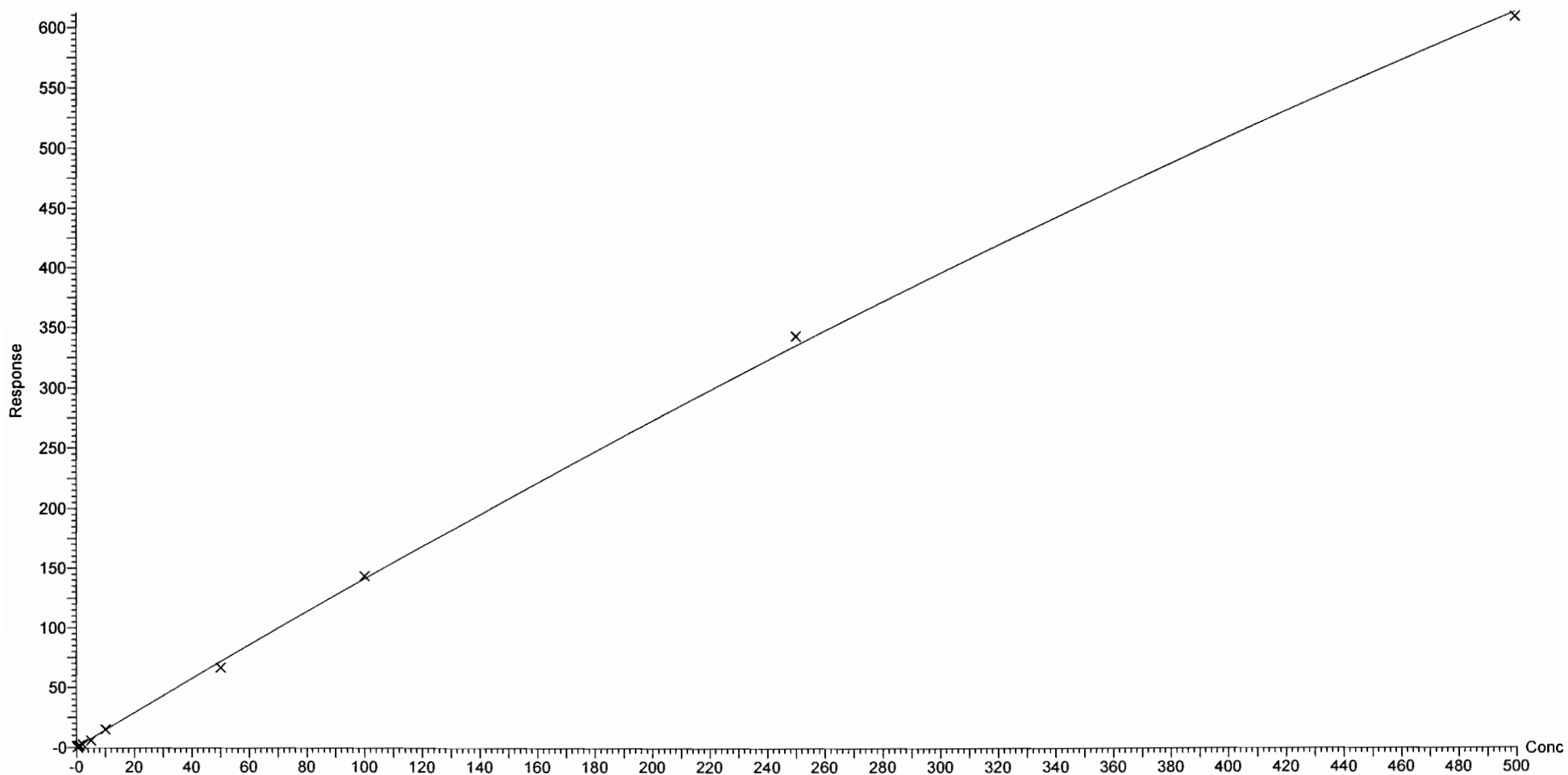
Compound name: 4:2 FTS

Coefficient of Determination: $R^2 = 0.999086$

Calibration curve: $-0.000470192 * x^2 + 1.45893 * x + -0.0353824$

Response type: Internal Std (Ref 36), Area * (IS Conc. / IS Area)

Curve type: 2nd Order, Origin: Exclude, Weighting: 1/x, Axis trans: None



Dataset: F:\Projects\PFAS.PRO\Results\180228M1\180228M1-CRV.qld

Last Altered: Thursday, March 01, 2018 12:54:21 Pacific Standard Time

Printed: Thursday, March 01, 2018 13:01:25 Pacific Standard Time

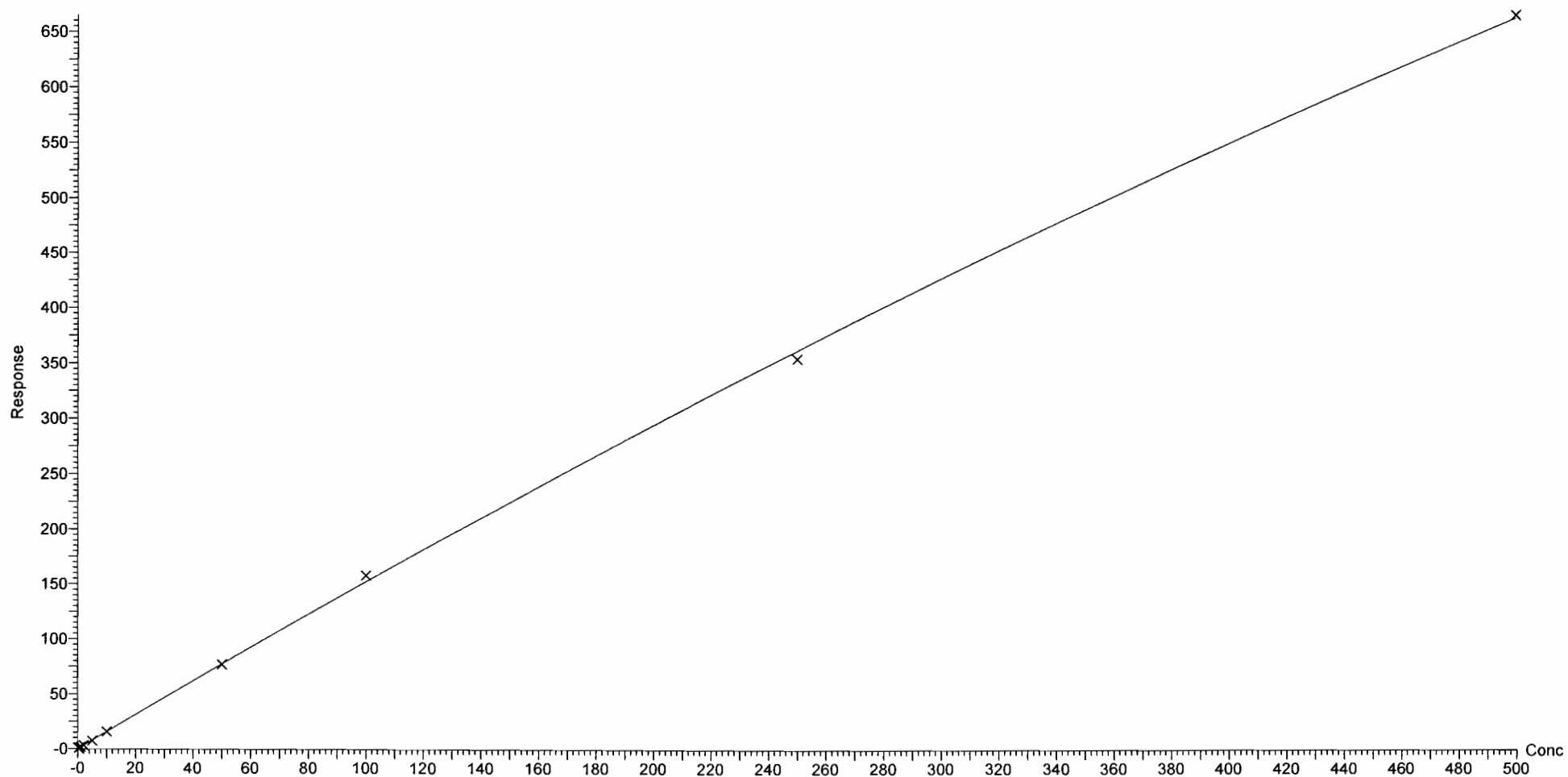
Compound name: PFHxA

Coefficient of Determination: $R^2 = 0.999642$

Calibration curve: $-0.000494924 * x^2 + 1.5717 * x + 0.00313049$

Response type: Internal Std (Ref 37), Area * (IS Conc. / IS Area)

Curve type: 2nd Order, Origin: Include, Weighting: 1/x, Axis trans: None



Dataset: F:\Projects\PFAS.PRO\Results\180228M1\180228M1-CRV.qld

Last Altered: Thursday, March 01, 2018 12:54:21 Pacific Standard Time

Printed: Thursday, March 01, 2018 13:01:25 Pacific Standard Time

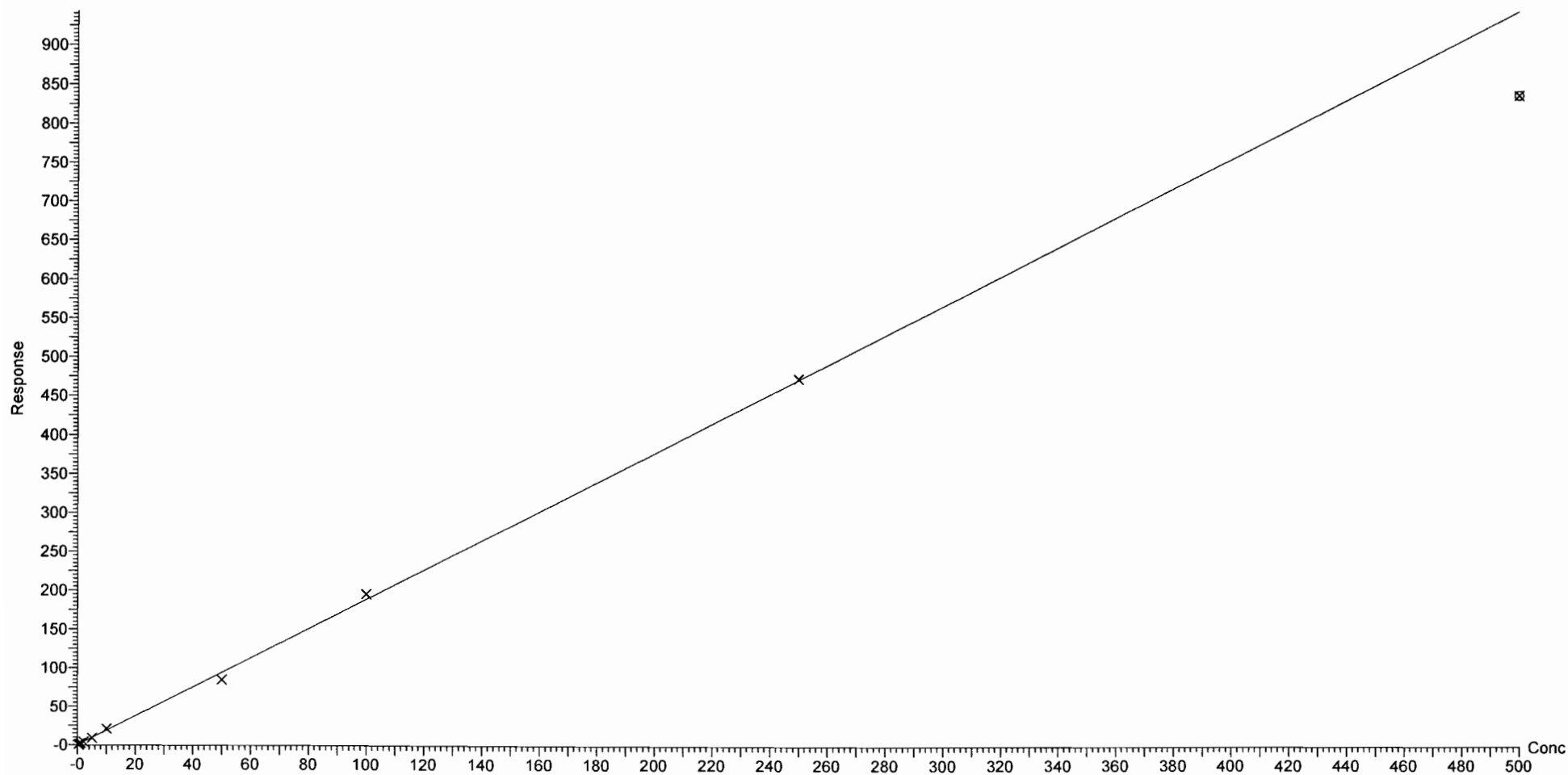
Compound name: PFPeS

Correlation coefficient: $r = 0.999015$, $r^2 = 0.998031$

Calibration curve: $1.88704 * x + 0.0029417$

Response type: Internal Std (Ref 36), Area * (IS Conc. / IS Area)

Curve type: Linear, Origin: Exclude, Weighting: 1/x, Axis trans: None



Dataset: F:\Projects\PFAS.PRO\Results\180228M1\180228M1-CRV.qld

Last Altered: Thursday, March 01, 2018 12:54:21 Pacific Standard Time

Printed: Thursday, March 01, 2018 13:01:25 Pacific Standard Time

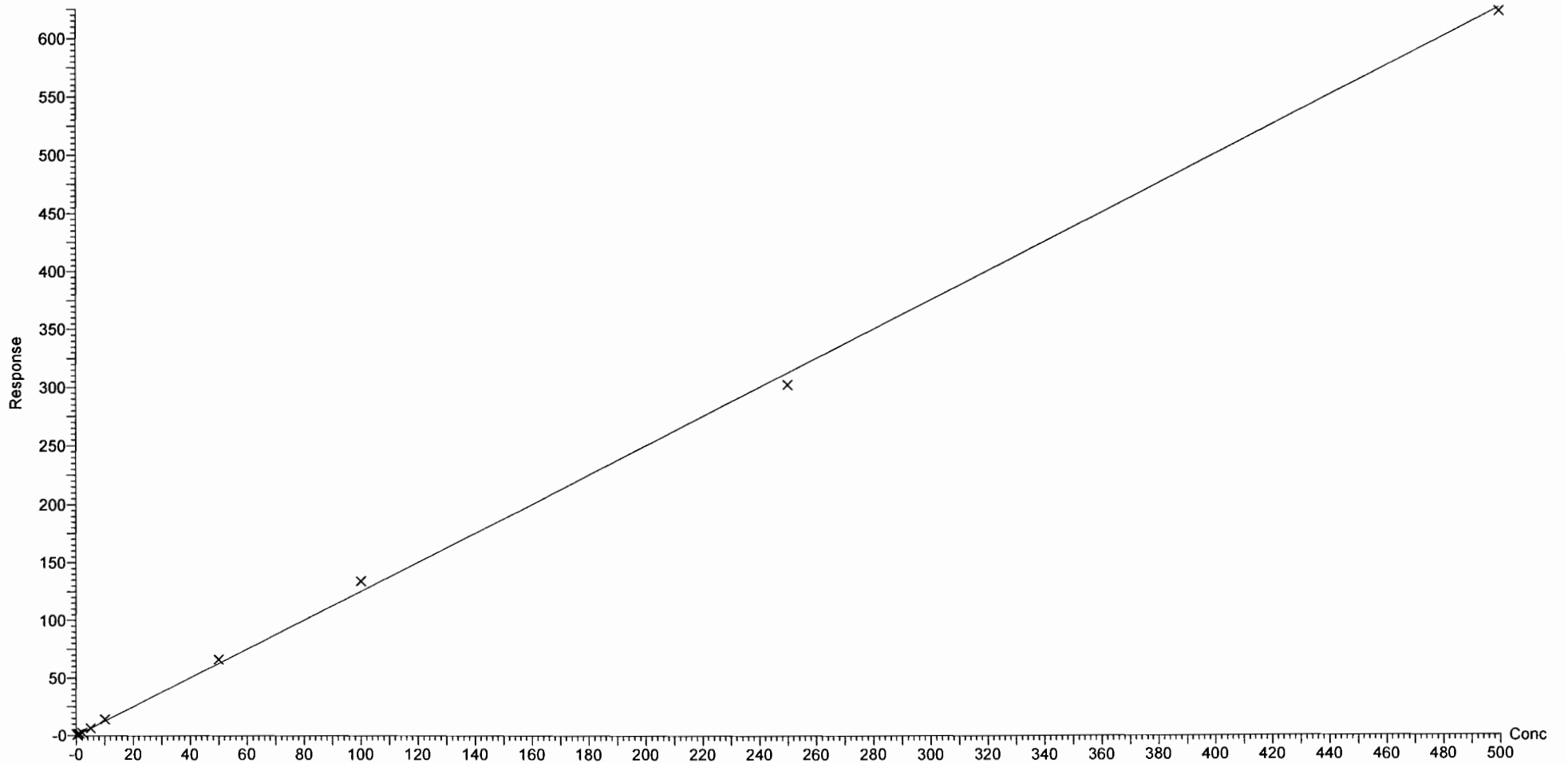
Compound name: PFHpA

Correlation coefficient: $r = 0.999379$, $r^2 = 0.998759$

Calibration curve: $1.25016 * x + 0.120612$

Response type: Internal Std (Ref 38), Area * (IS Conc. / IS Area)

Curve type: Linear, Origin: Exclude, Weighting: 1/x, Axis trans: None



Dataset: F:\Projects\PFAS.PRO\Results\180228M1\180228M1-CRV.qld

Last Altered: Thursday, March 01, 2018 12:54:21 Pacific Standard Time

Printed: Thursday, March 01, 2018 13:01:25 Pacific Standard Time

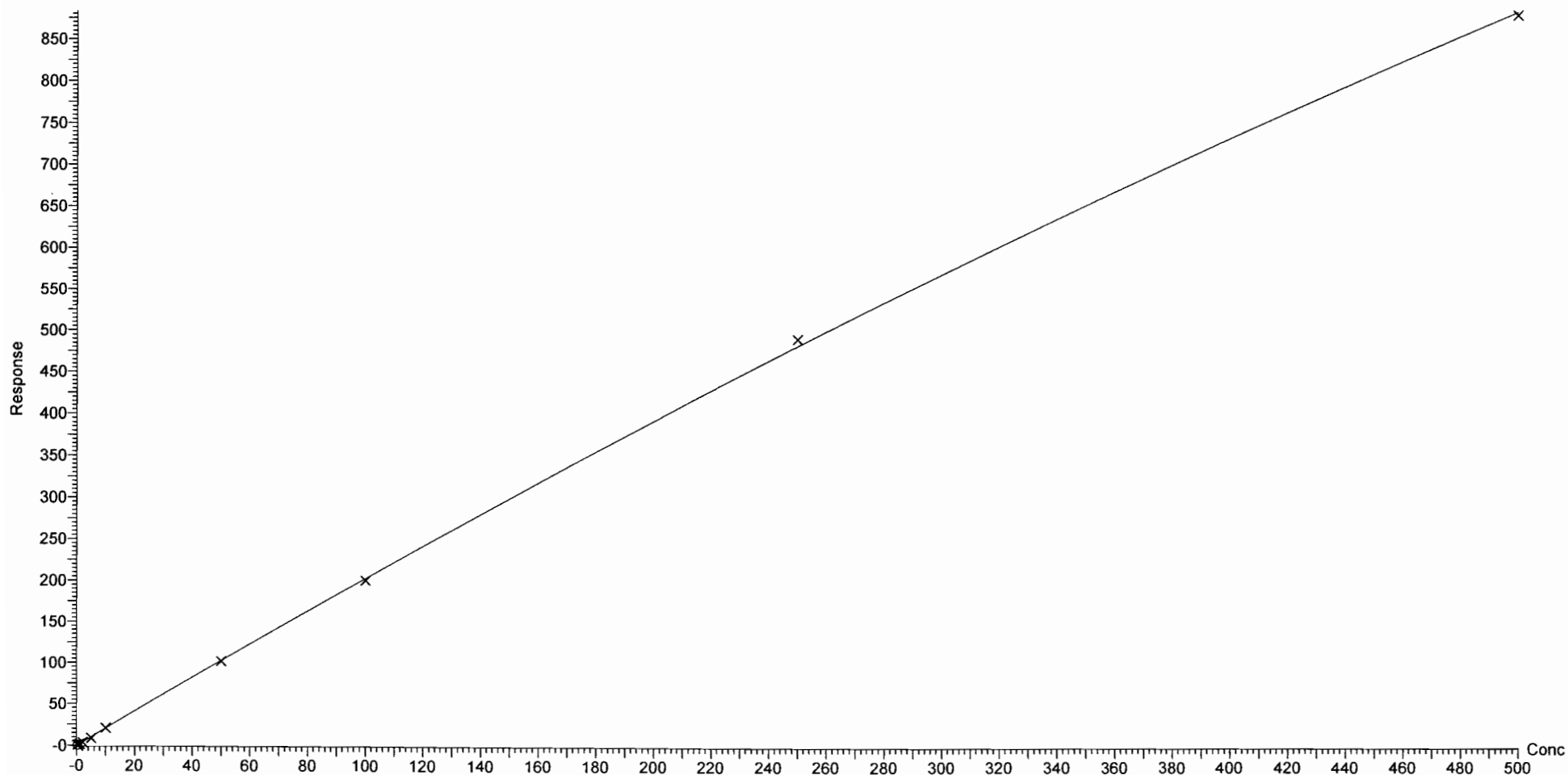
Compound name: L-PFHxS

Coefficient of Determination: $R^2 = 0.999679$

Calibration curve: $-0.000659439 * x^2 + 2.09699 * x + -0.426089$

Response type: Internal Std (Ref 39), Area * (IS Conc. / IS Area)

Curve type: 2nd Order, Origin: Exclude, Weighting: 1/x, Axis trans: None



Dataset: F:\Projects\PFAS.PRO\Results\180228M1\180228M1-CRV.qld

Last Altered: Thursday, March 01, 2018 12:54:21 Pacific Standard Time

Printed: Thursday, March 01, 2018 13:01:25 Pacific Standard Time

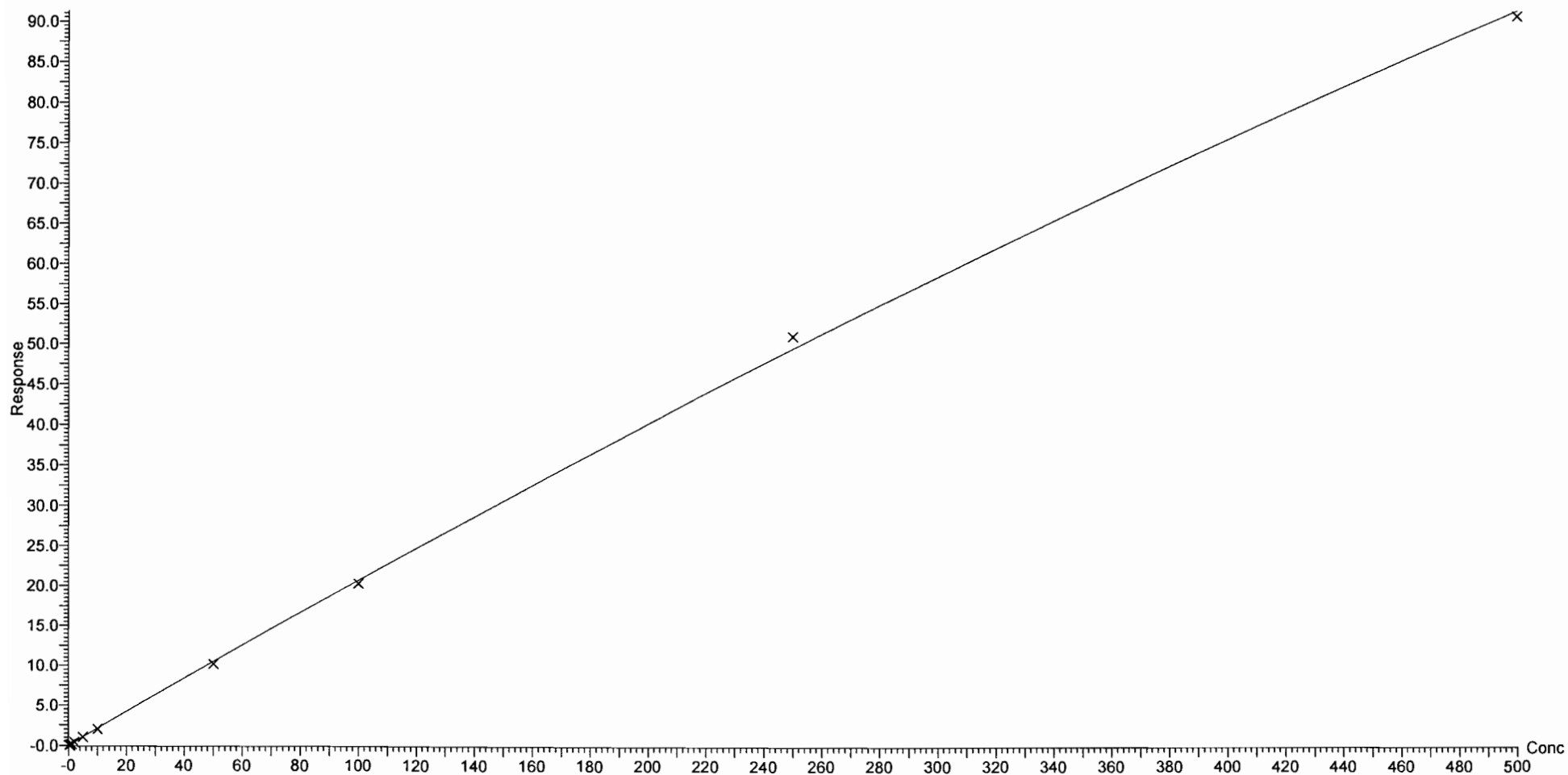
Compound name: 6:2 FTS

Coefficient of Determination: $R^2 = 0.999493$

Calibration curve: $-6.1827e-005 * x^2 + 0.213492 * x + -0.00864232$

Response type: Internal Std (Ref 40), Area * (IS Conc. / IS Area)

Curve type: 2nd Order, Origin: Include, Weighting: 1/x, Axis trans: None



Dataset: F:\Projects\PFAS.PRO\Results\180228M1\180228M1-CRV.qld

Last Altered: Thursday, March 01, 2018 12:54:21 Pacific Standard Time

Printed: Thursday, March 01, 2018 13:01:25 Pacific Standard Time

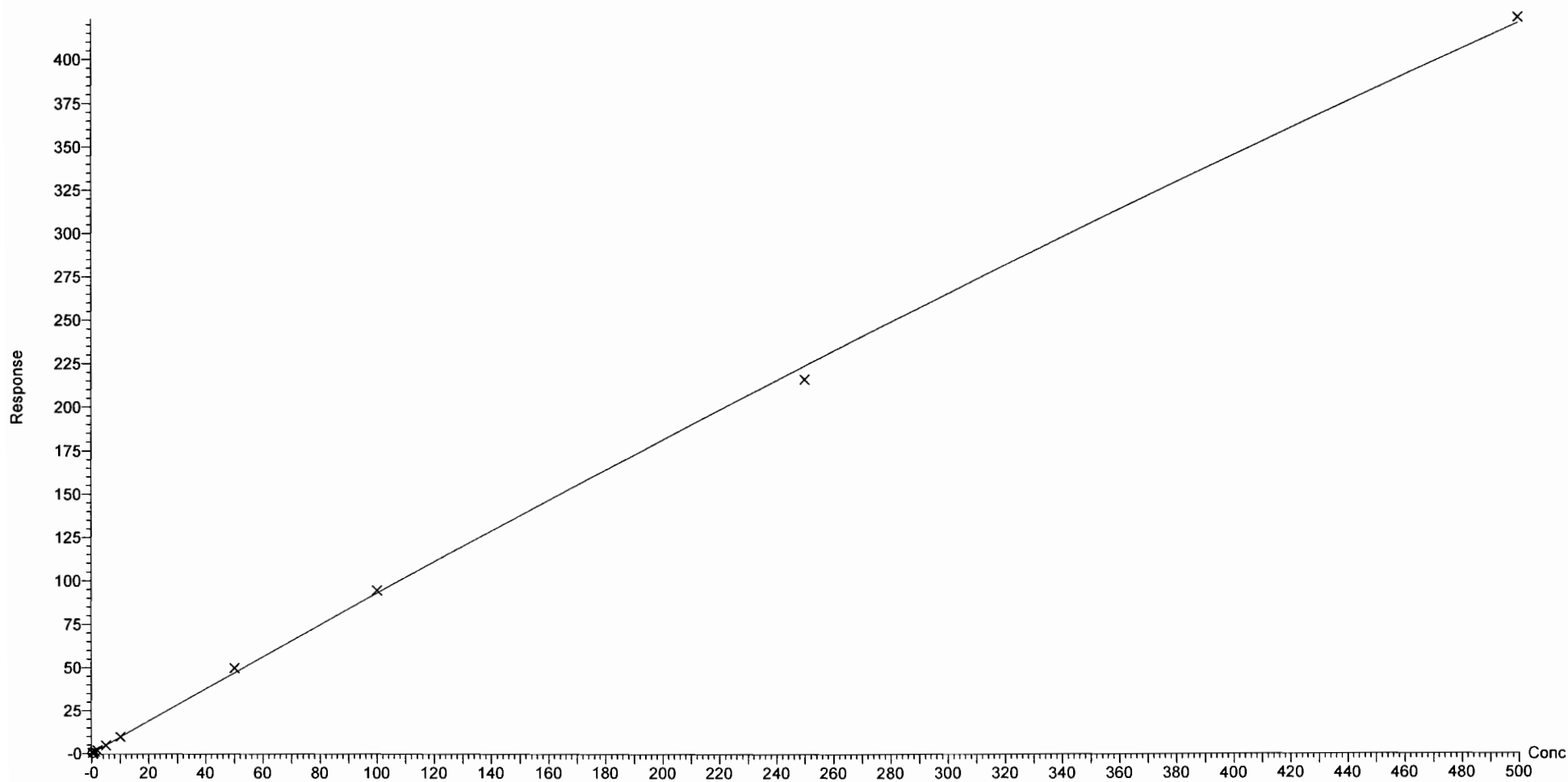
Compound name: L-PFOA

Coefficient of Determination: $R^2 = 0.999349$

Calibration curve: $-0.000221149 * x^2 + 0.949975 * x + 0.169885$

Response type: Internal Std (Ref 40), Area * (IS Conc. / IS Area)

Curve type: 2nd Order, Origin: Exclude, Weighting: 1/x, Axis trans: None



Dataset: F:\Projects\PFAS.PRO\Results\180228M1\180228M1-CRV.qld

Last Altered: Thursday, March 01, 2018 12:54:21 Pacific Standard Time

Printed: Thursday, March 01, 2018 13:01:25 Pacific Standard Time

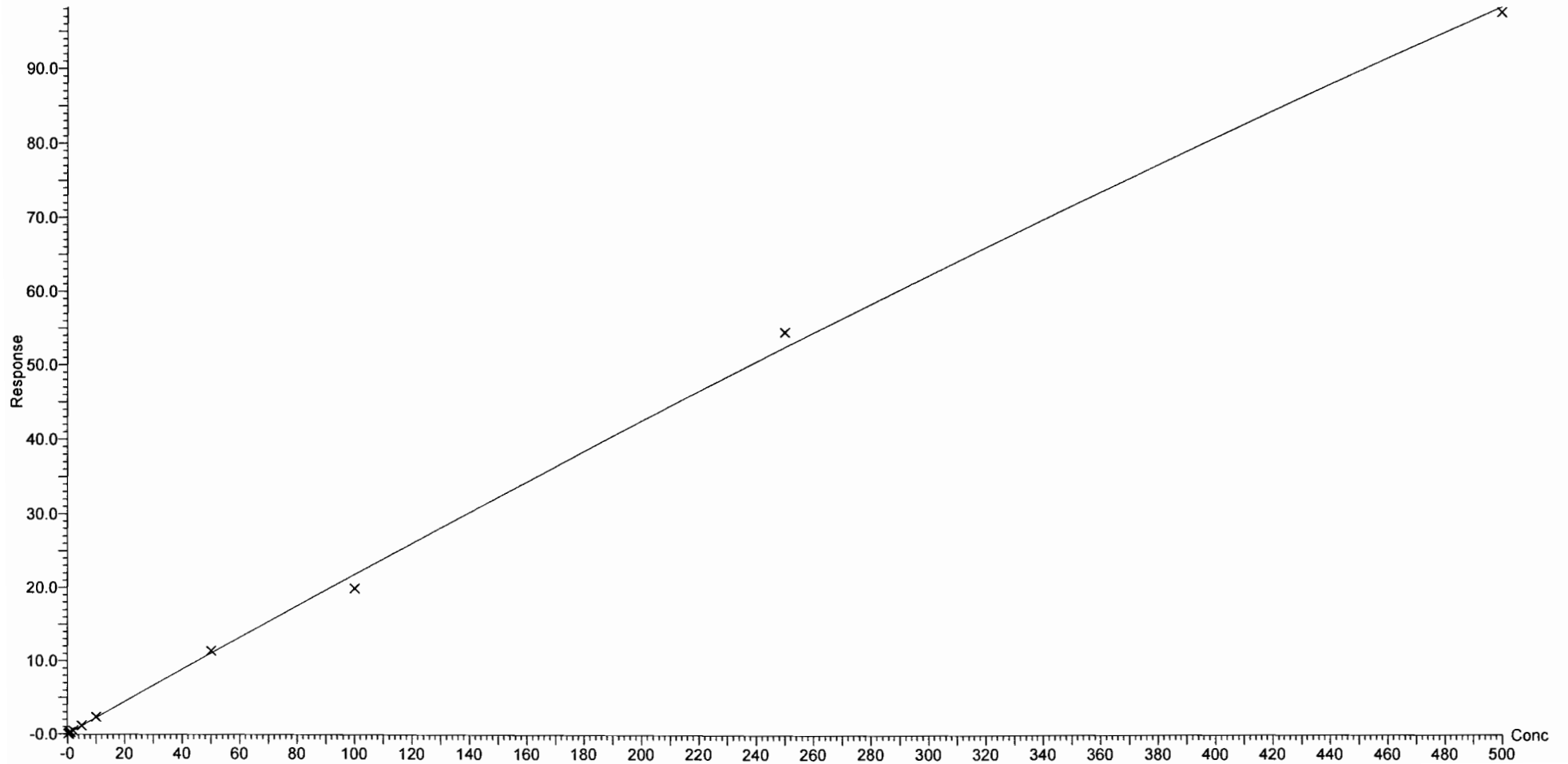
Compound name: PFHpS

Coefficient of Determination: $R^2 = 0.998387$

Calibration curve: $-5.43855e-005 * x^2 + 0.223749 * x + -0.00184111$

Response type: Internal Std (Ref 40), Area * (IS Conc. / IS Area)

Curve type: 2nd Order, Origin: Exclude, Weighting: 1/x, Axis trans: None



Dataset: F:\Projects\PFAS.PRO\Results\180228M1\180228M1-CRV.qld

Last Altered: Thursday, March 01, 2018 12:54:21 Pacific Standard Time

Printed: Thursday, March 01, 2018 13:01:25 Pacific Standard Time

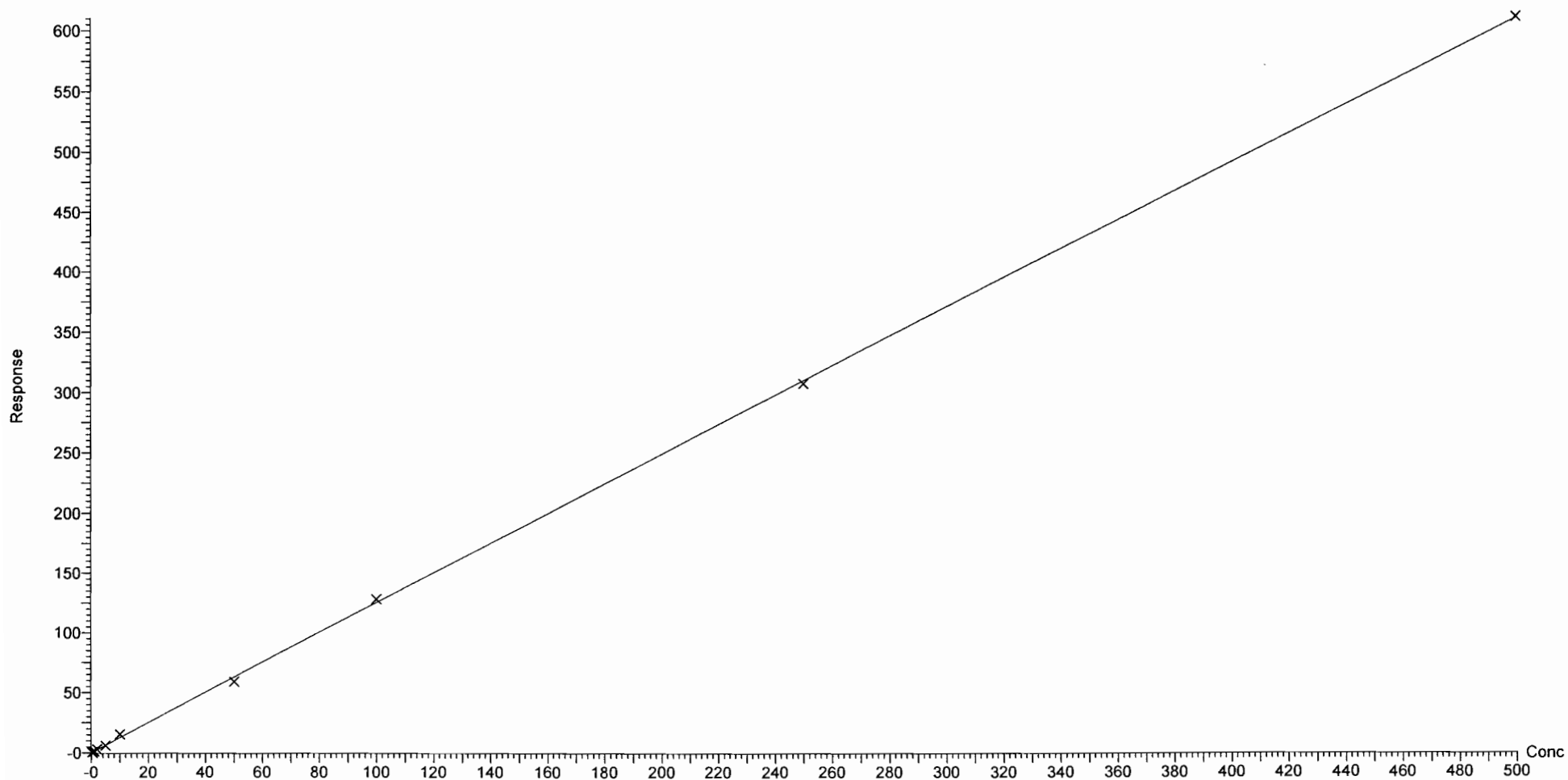
Compound name: PFNA

Coefficient of Determination: $R^2 = 0.999030$

Calibration curve: $-8.81865e-005 * x^2 + 1.2629 * x + 0.0829459$

Response type: Internal Std (Ref 41), Area * (IS Conc. / IS Area)

Curve type: 2nd Order, Origin: Exclude, Weighting: 1/x, Axis trans: None



Dataset: F:\Projects\PFAS.PRO\Results\180228M1\180228M1-CRV.qld

Last Altered: Thursday, March 01, 2018 12:54:21 Pacific Standard Time

Printed: Thursday, March 01, 2018 13:01:25 Pacific Standard Time

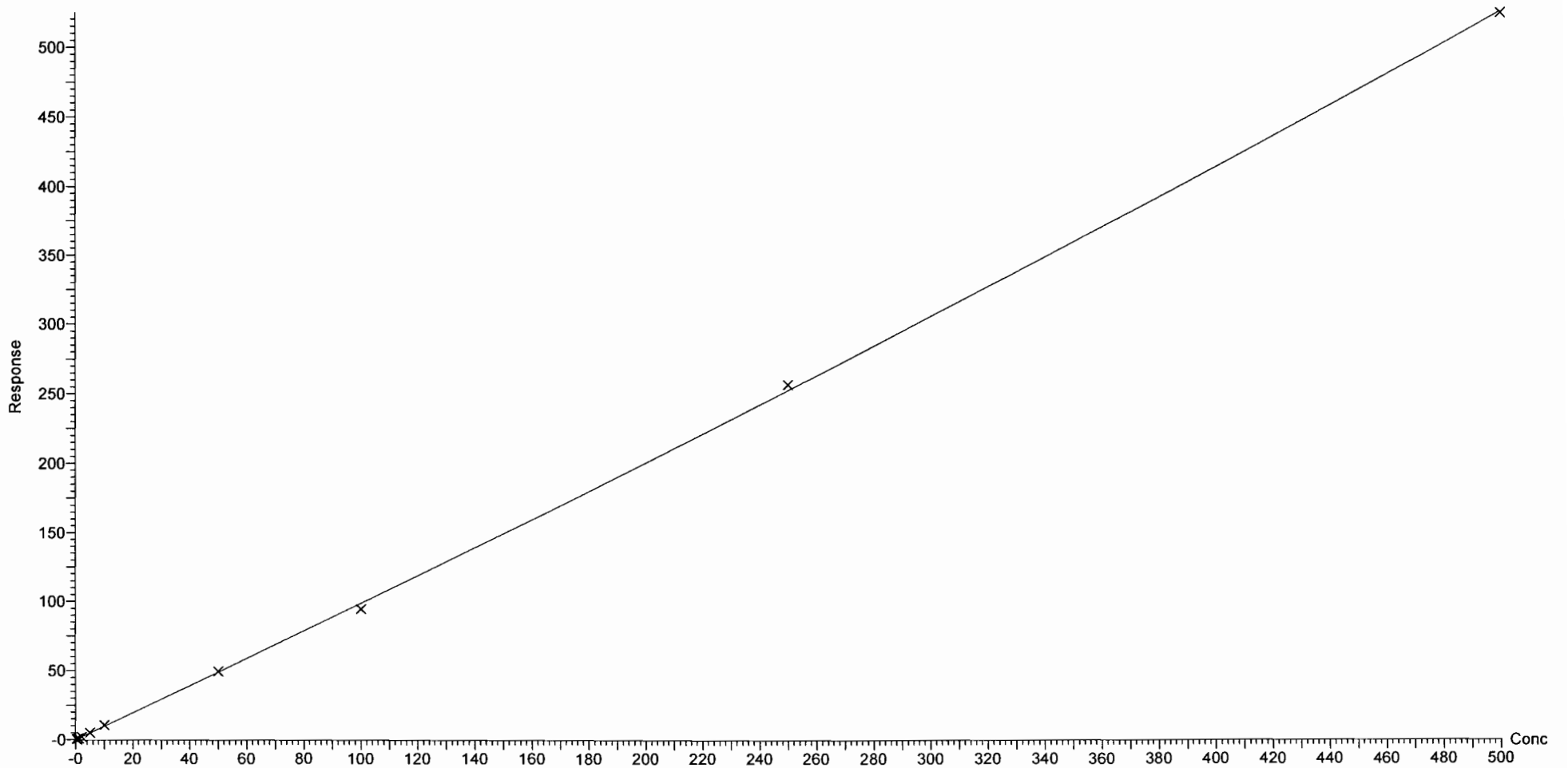
Compound name: PFOSA

Coefficient of Determination: $R^2 = 0.999639$

Calibration curve: $0.000156031 * x^2 + 0.971532 * x + 0.0090602$

Response type: Internal Std (Ref 42), Area * (IS Conc. / IS Area)

Curve type: 2nd Order, Origin: Exclude, Weighting: 1/x, Axis trans: None



Dataset: F:\Projects\PFAS.PRO\Results\180228M1\180228M1-CRV.qld

Last Altered: Thursday, March 01, 2018 12:54:21 Pacific Standard Time

Printed: Thursday, March 01, 2018 13:01:25 Pacific Standard Time

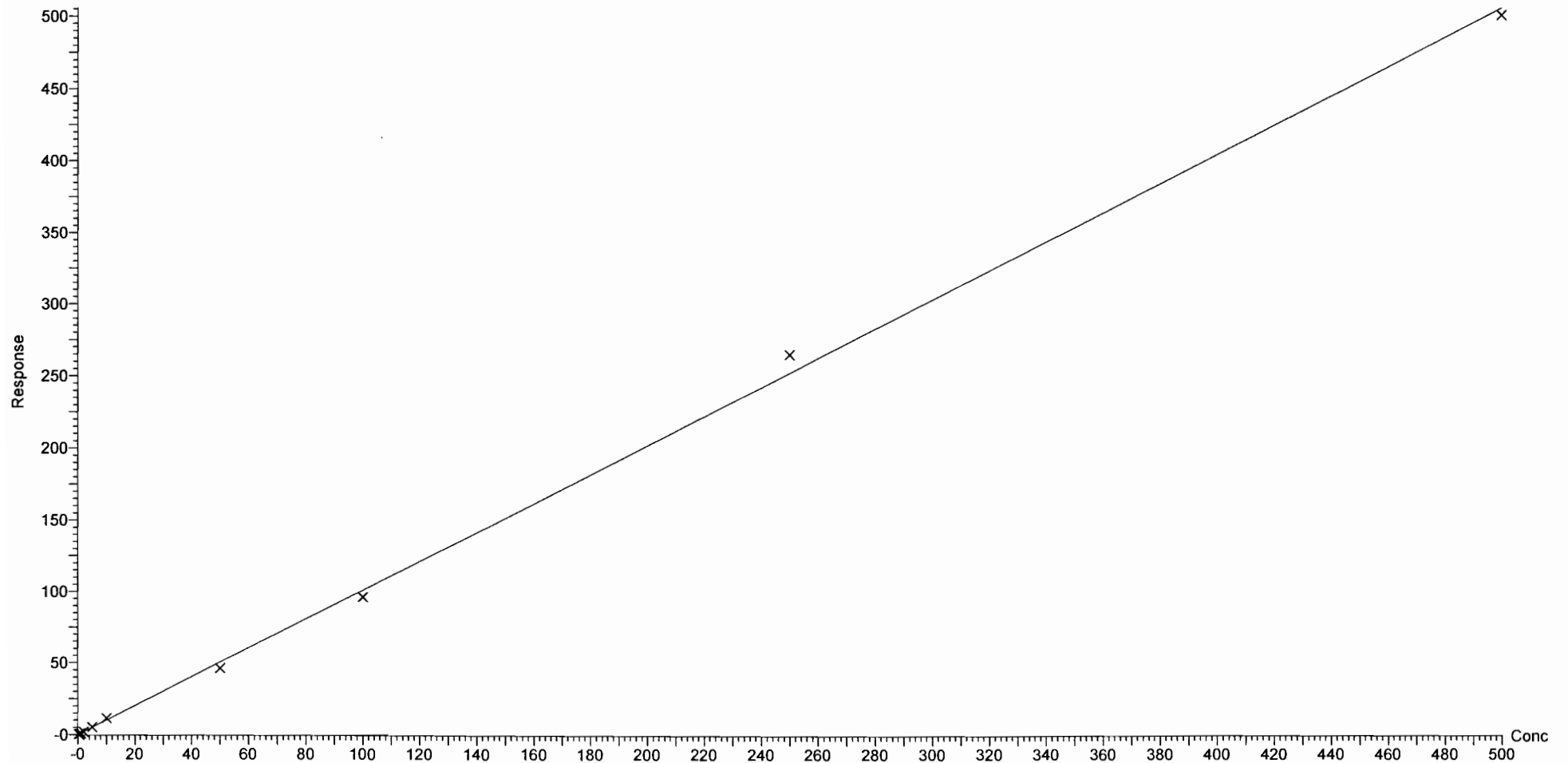
Compound name: L-PFOS

Coefficient of Determination: $R^2 = 0.998384$

Calibration curve: $1.67333e-006 * x^2 + 1.01023 * x + 0.0332659$

Response type: Internal Std (Ref 43), Area * (IS Conc. / IS Area)

Curve type: 2nd Order, Origin: Exclude, Weighting: 1/x, Axis trans: None



Dataset: F:\Projects\PFAS.PRO\Results\180228M1\180228M1-CRV.qld

Last Altered: Thursday, March 01, 2018 12:54:21 Pacific Standard Time

Printed: Thursday, March 01, 2018 13:01:25 Pacific Standard Time

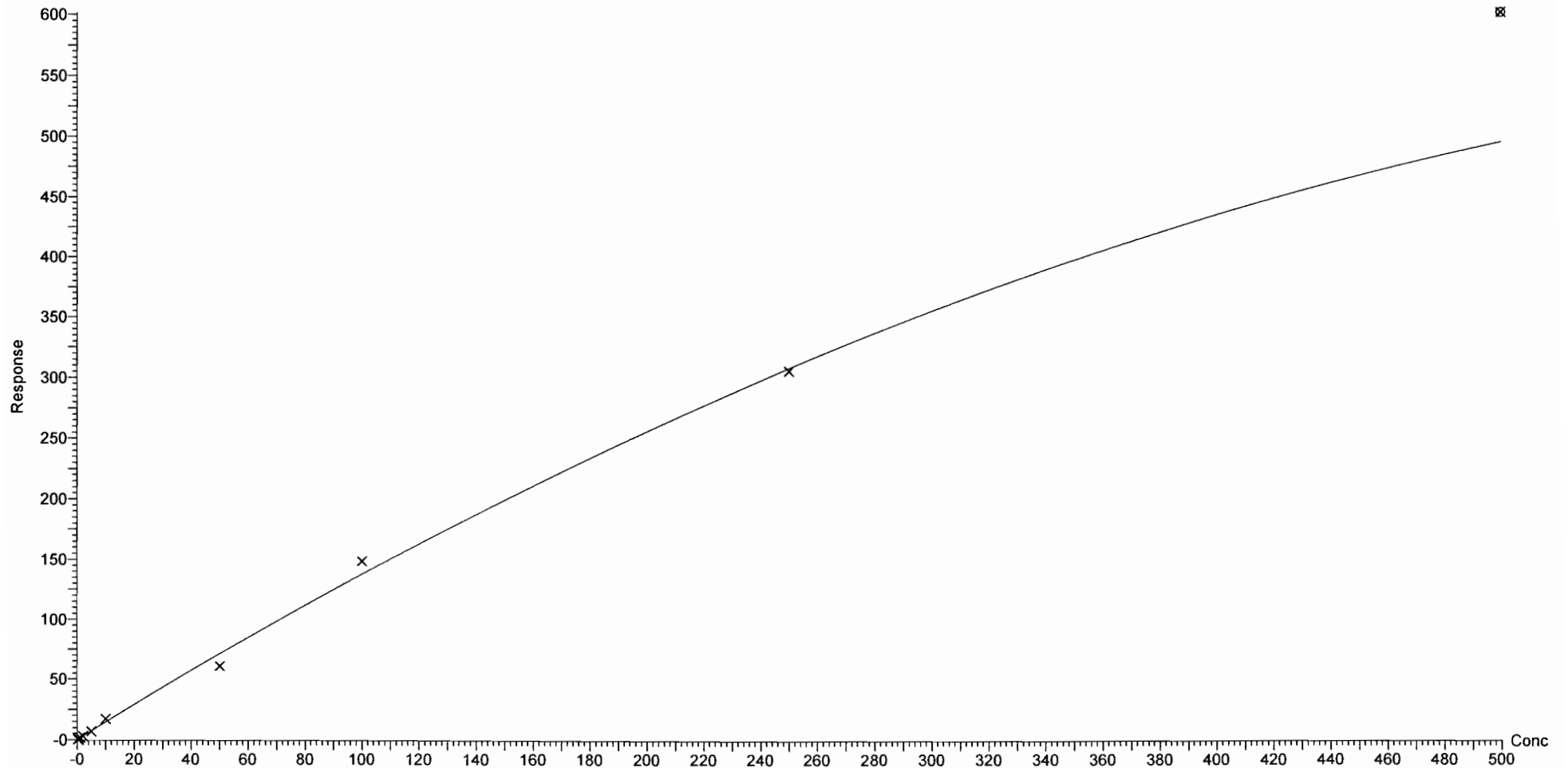
Compound name: PFDA

Coefficient of Determination: $R^2 = 0.994255$

Calibration curve: $-0.000968171 * x^2 + 1.47454 * x + 0.0163597$

Response type: Internal Std (Ref 44), Area * (IS Conc. / IS Area)

Curve type: 2nd Order, Origin: Exclude, Weighting: 1/x, Axis trans: None



Dataset: F:\Projects\PFAS.PRO\Results\180228M1\180228M1-CRV.qld

Last Altered: Thursday, March 01, 2018 12:54:21 Pacific Standard Time

Printed: Thursday, March 01, 2018 13:01:25 Pacific Standard Time

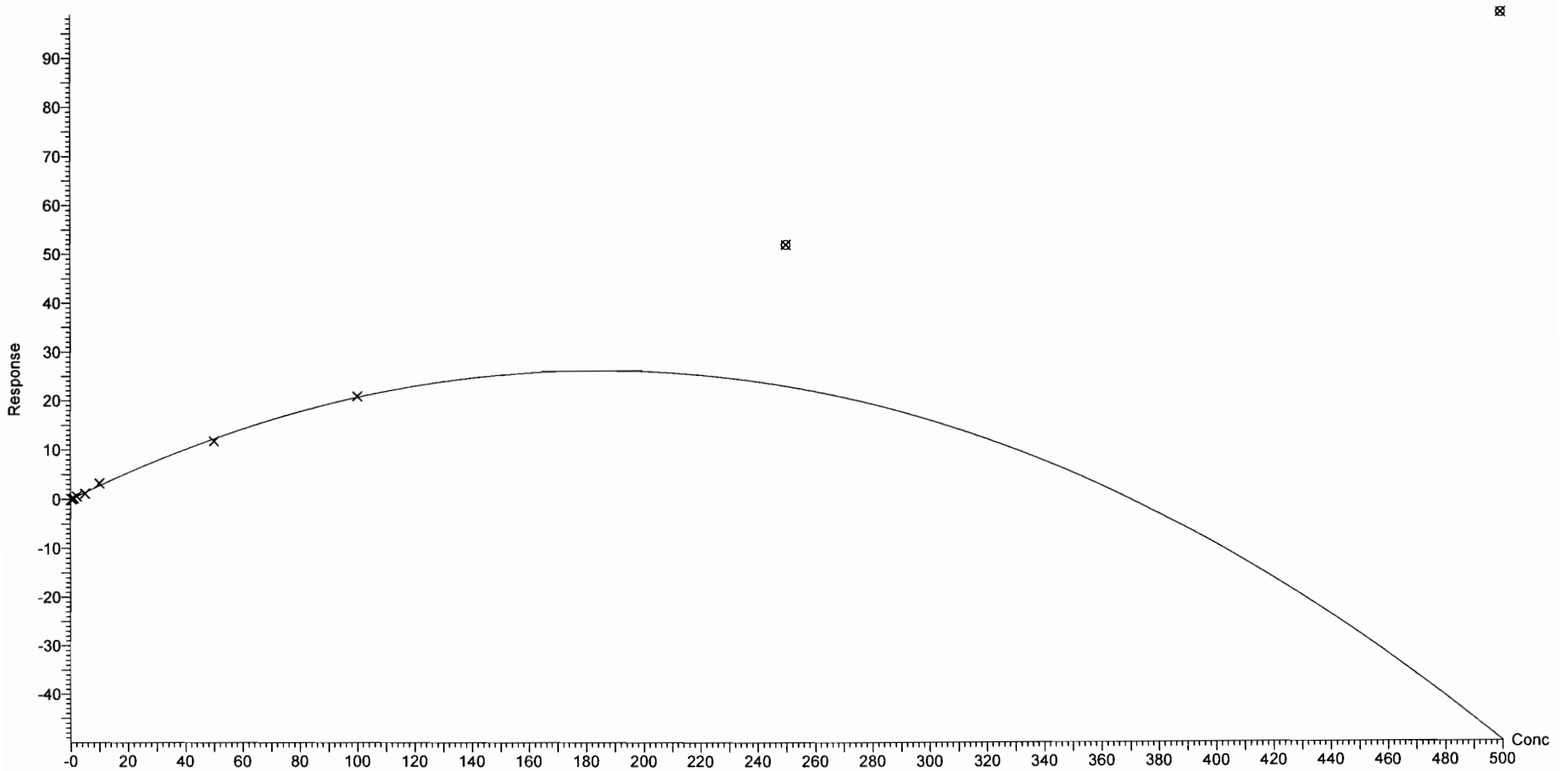
Compound name: 8:2 FTS

Coefficient of Determination: $R^2 = 0.994282$

Calibration curve: $-0.000766546 * x^2 + 0.283394 * x + -0.0147164$

Response type: Internal Std (Ref 40), Area * (IS Conc. / IS Area)

Curve type: 2nd Order, Origin: Include, Weighting: 1/x, Axis trans: None



Dataset: F:\Projects\PFAS.PRO\Results\180228M1\180228M1-CRV.qld

Last Altered: Thursday, March 01, 2018 12:54:21 Pacific Standard Time

Printed: Thursday, March 01, 2018 13:01:25 Pacific Standard Time

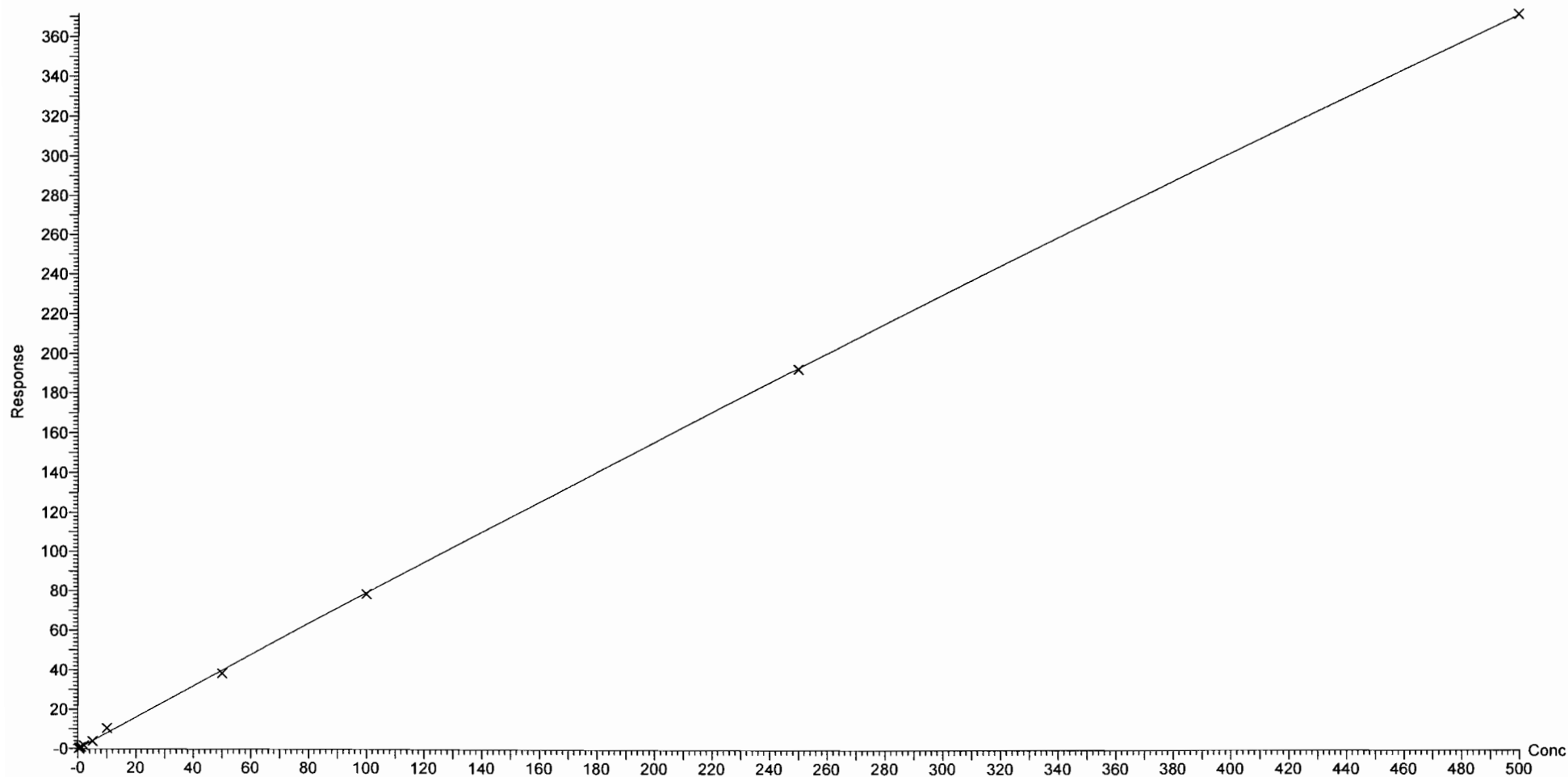
Compound name: PFNS

Coefficient of Determination: $R^2 = 0.998832$

Calibration curve: $-0.000125046 * x^2 + 0.804667 * x + 2.62258e-005$

Response type: Internal Std (Ref 43), Area * (IS Conc. / IS Area)

Curve type: 2nd Order, Origin: Exclude, Weighting: 1/x, Axis trans: None



Dataset: F:\Projects\PFAS.PRO\Results\180228M1\180228M1-CRV.qld

Last Altered: Thursday, March 01, 2018 12:54:21 Pacific Standard Time

Printed: Thursday, March 01, 2018 13:01:25 Pacific Standard Time

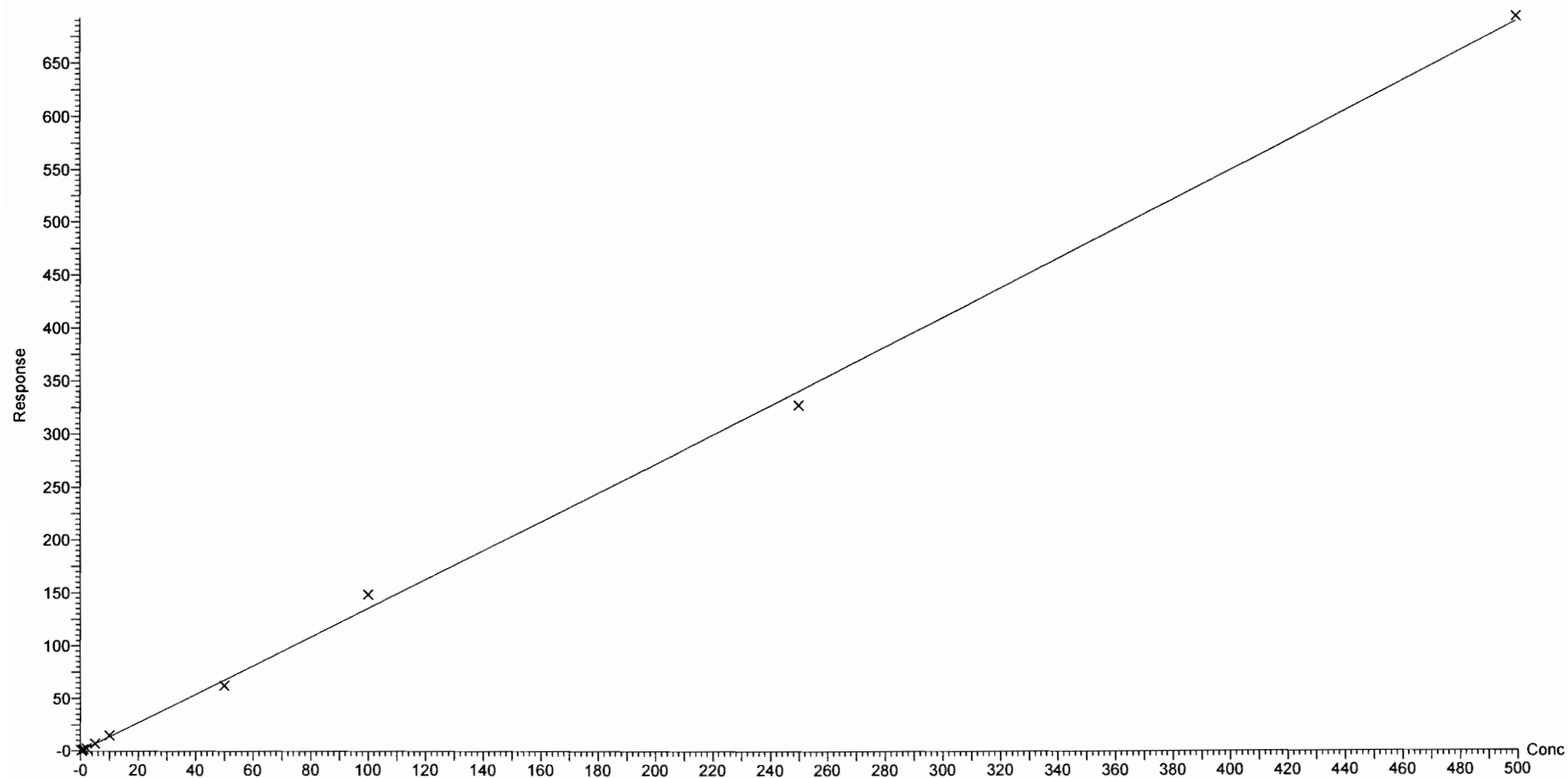
Compound name: N-MeFOSAA

Coefficient of Determination: $R^2 = 0.998127$

Calibration curve: $5.69203e-005 * x^2 + 1.34761 * x + -0.0729694$

Response type: Internal Std (Ref 45), Area * (IS Conc. / IS Area)

Curve type: 2nd Order, Origin: Include, Weighting: 1/x, Axis trans: None



Dataset: F:\Projects\PFAS.PRO\Results\180228M1\180228M1-CRV.qld

Last Altered: Thursday, March 01, 2018 12:54:21 Pacific Standard Time

Printed: Thursday, March 01, 2018 13:01:25 Pacific Standard Time

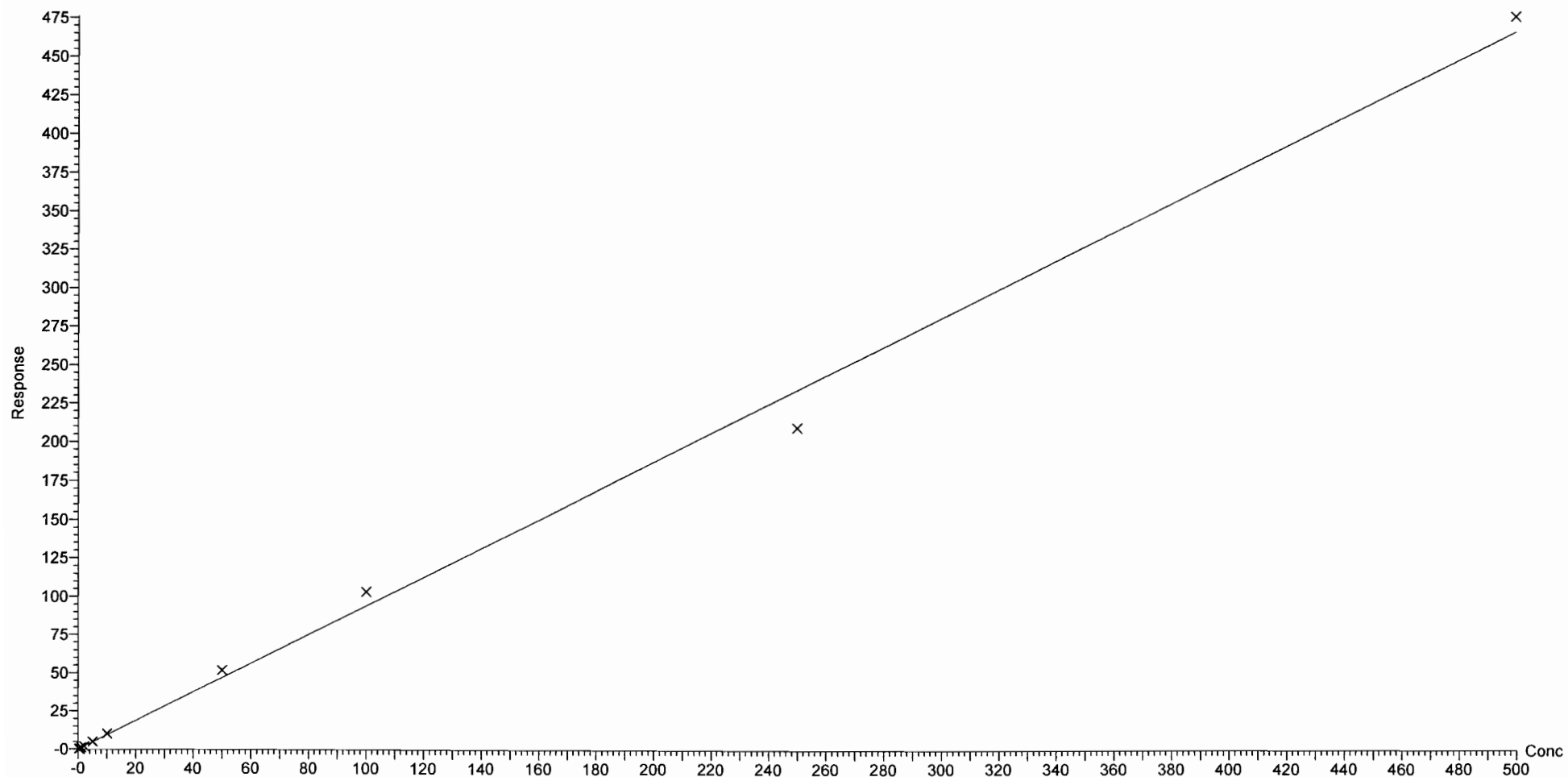
Compound name: N-EtFOSAA

Coefficient of Determination: $R^2 = 0.995033$

Calibration curve: $-1.91553e-005 * x^2 + 0.941653 * x + -0.0144873$

Response type: Internal Std (Ref 46), Area * (IS Conc. / IS Area)

Curve type: 2nd Order, Origin: Include, Weighting: 1/x, Axis trans: None



Dataset: F:\Projects\PFAS.PRO\Results\180228M1\180228M1-CRV.qld

Last Altered: Thursday, March 01, 2018 12:54:21 Pacific Standard Time

Printed: Thursday, March 01, 2018 13:01:25 Pacific Standard Time

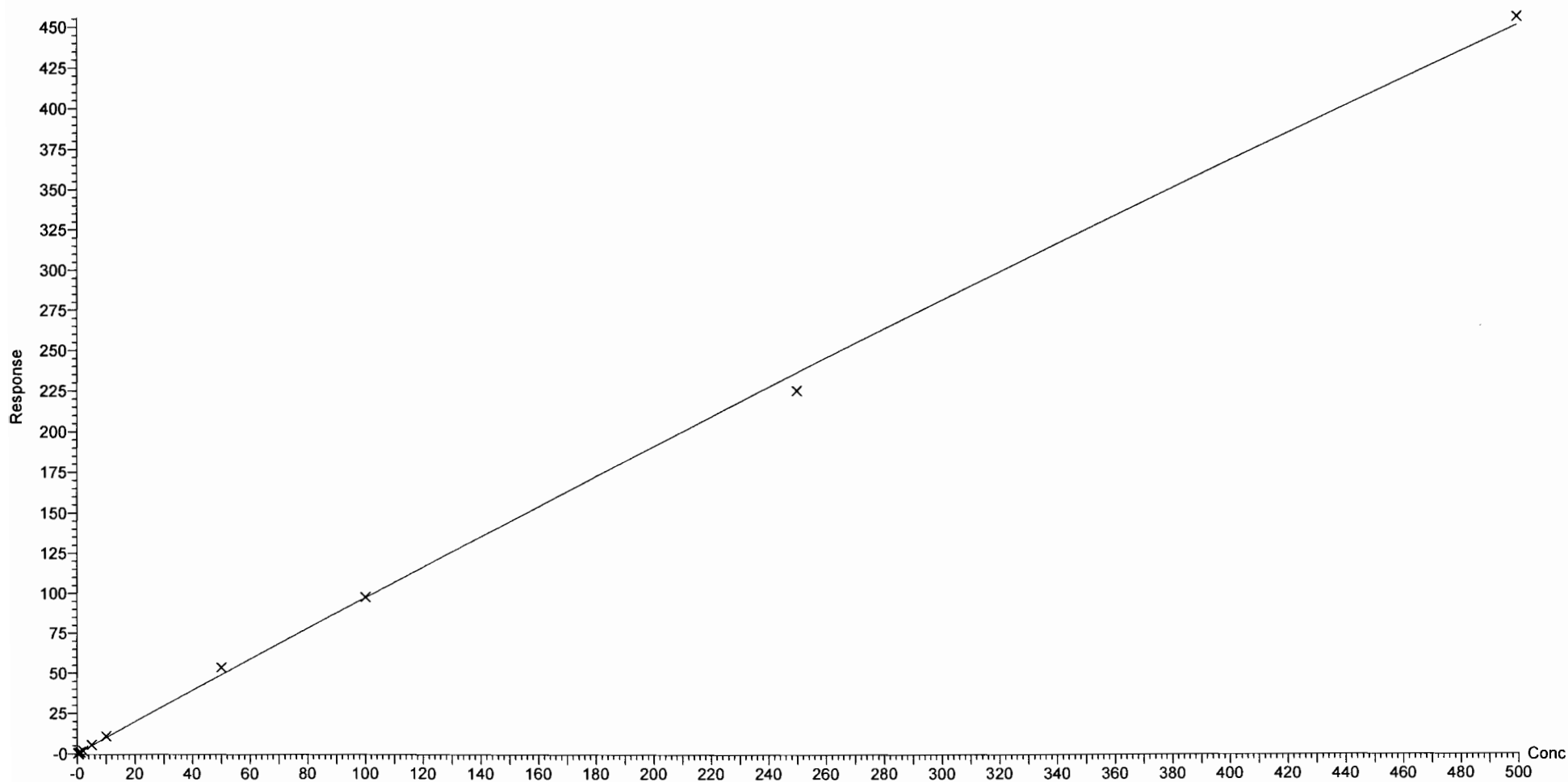
Compound name: PFUdA

Coefficient of Determination: $R^2 = 0.998571$

Calibration curve: $-0.000180071 * x^2 + 0.990692 * x + 0.104625$

Response type: Internal Std (Ref 47), Area * (IS Conc. / IS Area)

Curve type: 2nd Order, Origin: Exclude, Weighting: 1/x, Axis trans: None



Dataset: F:\Projects\PFAS.PRO\Results\180228M1\180228M1-CRV.qld

Last Altered: Thursday, March 01, 2018 12:54:21 Pacific Standard Time

Printed: Thursday, March 01, 2018 13:01:25 Pacific Standard Time

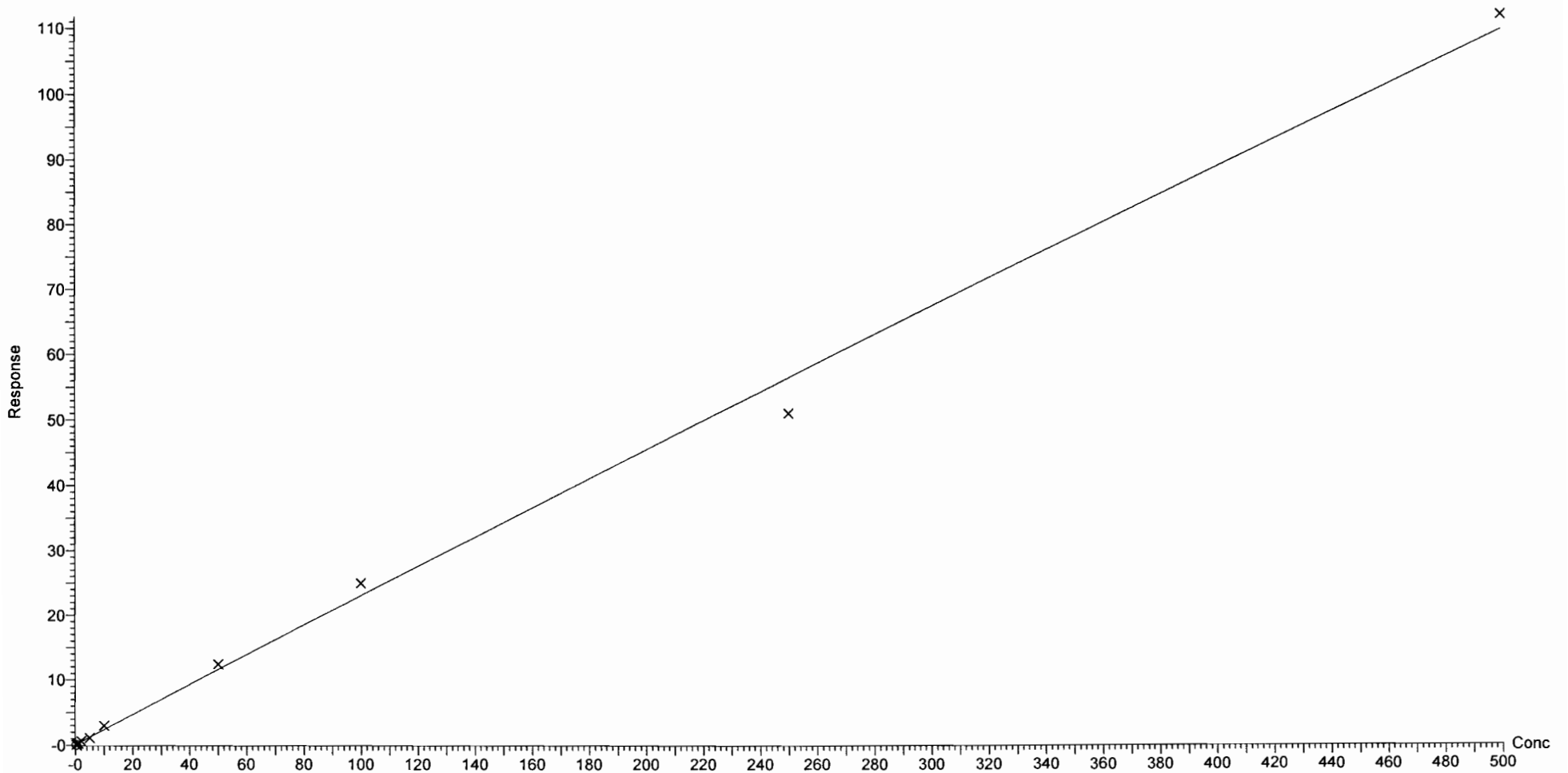
Compound name: PFDS

Coefficient of Determination: $R^2 = 0.994903$

Calibration curve: $-2.67114e-005 * x^2 + 0.232211 * x + 0.0711457$

Response type: Internal Std (Ref 47), Area * (IS Conc. / IS Area)

Curve type: 2nd Order, Origin: Exclude, Weighting: 1/x, Axis trans: None



Dataset: F:\Projects\PFAS.PRO\Results\180228M1\180228M1-CRV.qld

Last Altered: Thursday, March 01, 2018 12:54:21 Pacific Standard Time

Printed: Thursday, March 01, 2018 13:01:25 Pacific Standard Time

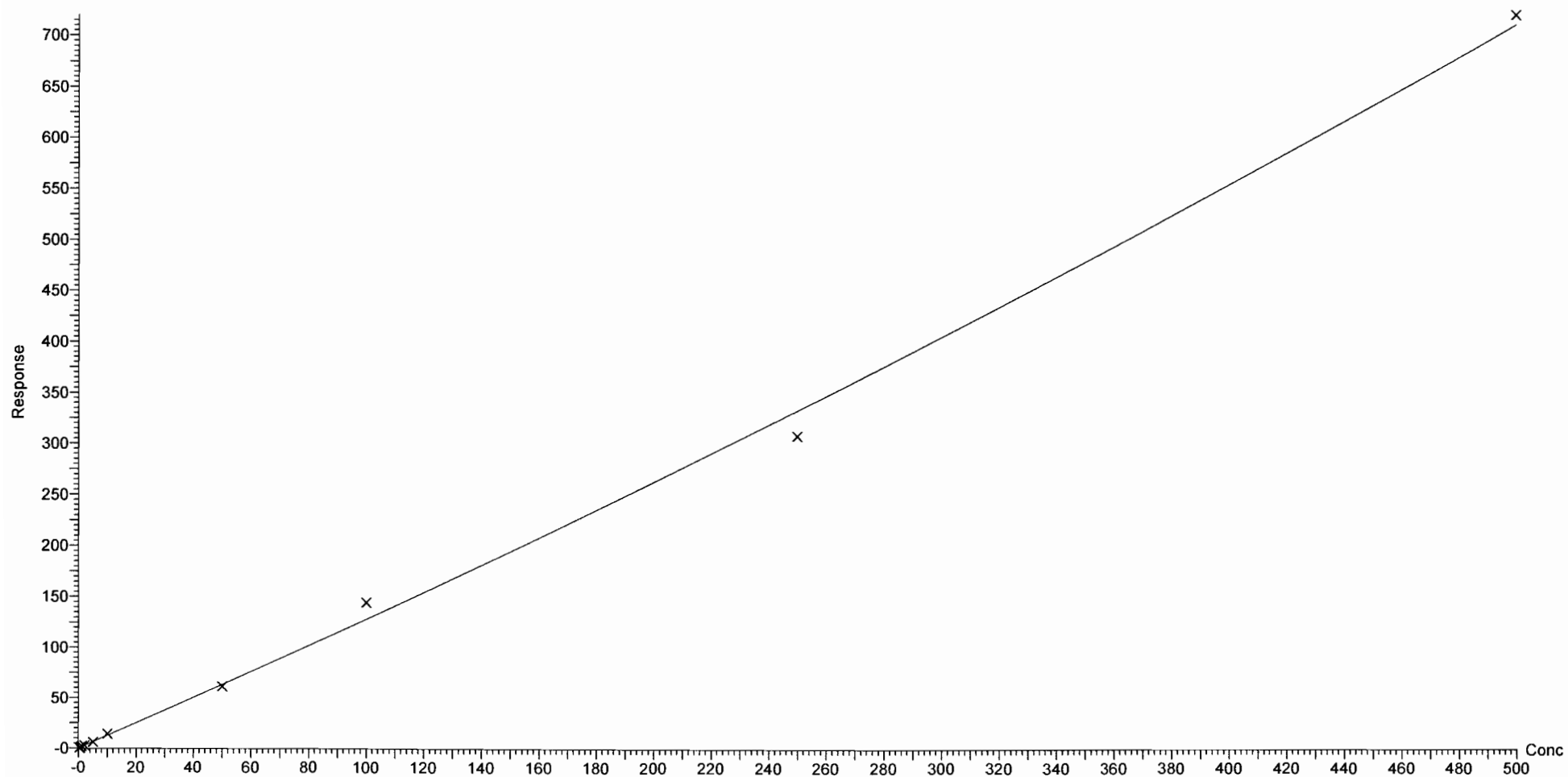
Compound name: PFDoA

Coefficient of Determination: $R^2 = 0.996546$

Calibration curve: $0.000353853 * x^2 + 1.24337 * x + 0.0715804$

Response type: Internal Std (Ref 48), Area * (IS Conc. / IS Area)

Curve type: 2nd Order, Origin: Exclude, Weighting: 1/x, Axis trans: None

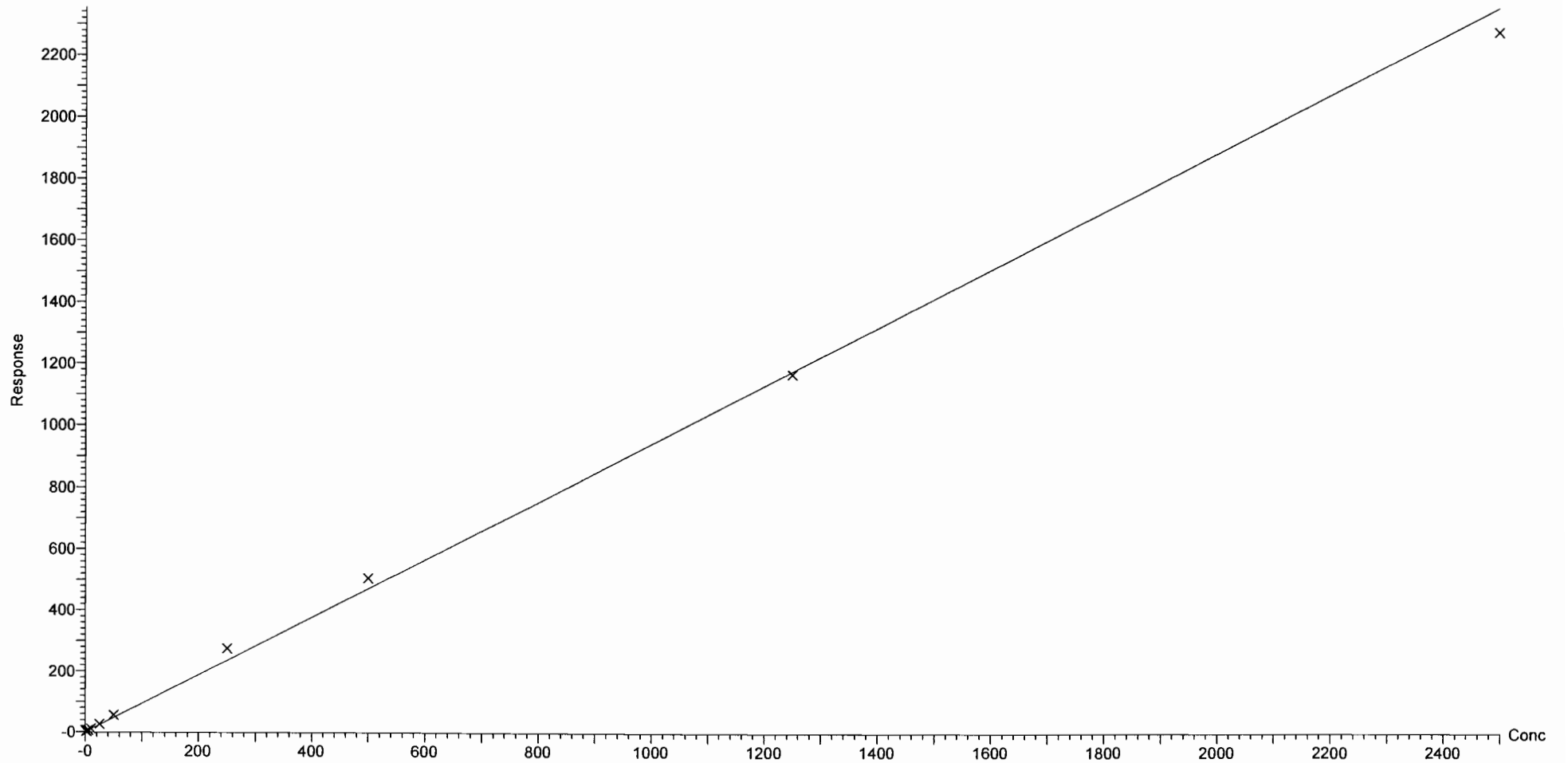


Dataset: F:\Projects\PFAS.PRO\Results\180228M1\180228M1-CRV.qld

Last Altered: Thursday, March 01, 2018 12:54:21 Pacific Standard Time

Printed: Thursday, March 01, 2018 13:01:25 Pacific Standard Time

Compound name: N-MeFOSA
Correlation coefficient: $r = 0.998328$, $r^2 = 0.996659$
Calibration curve: $0.940855 * x + 0.495265$
Response type: Internal Std (Ref 49), Area * (IS Conc. / IS Area)
Curve type: Linear, Origin: Include, Weighting: 1/x, Axis trans: None

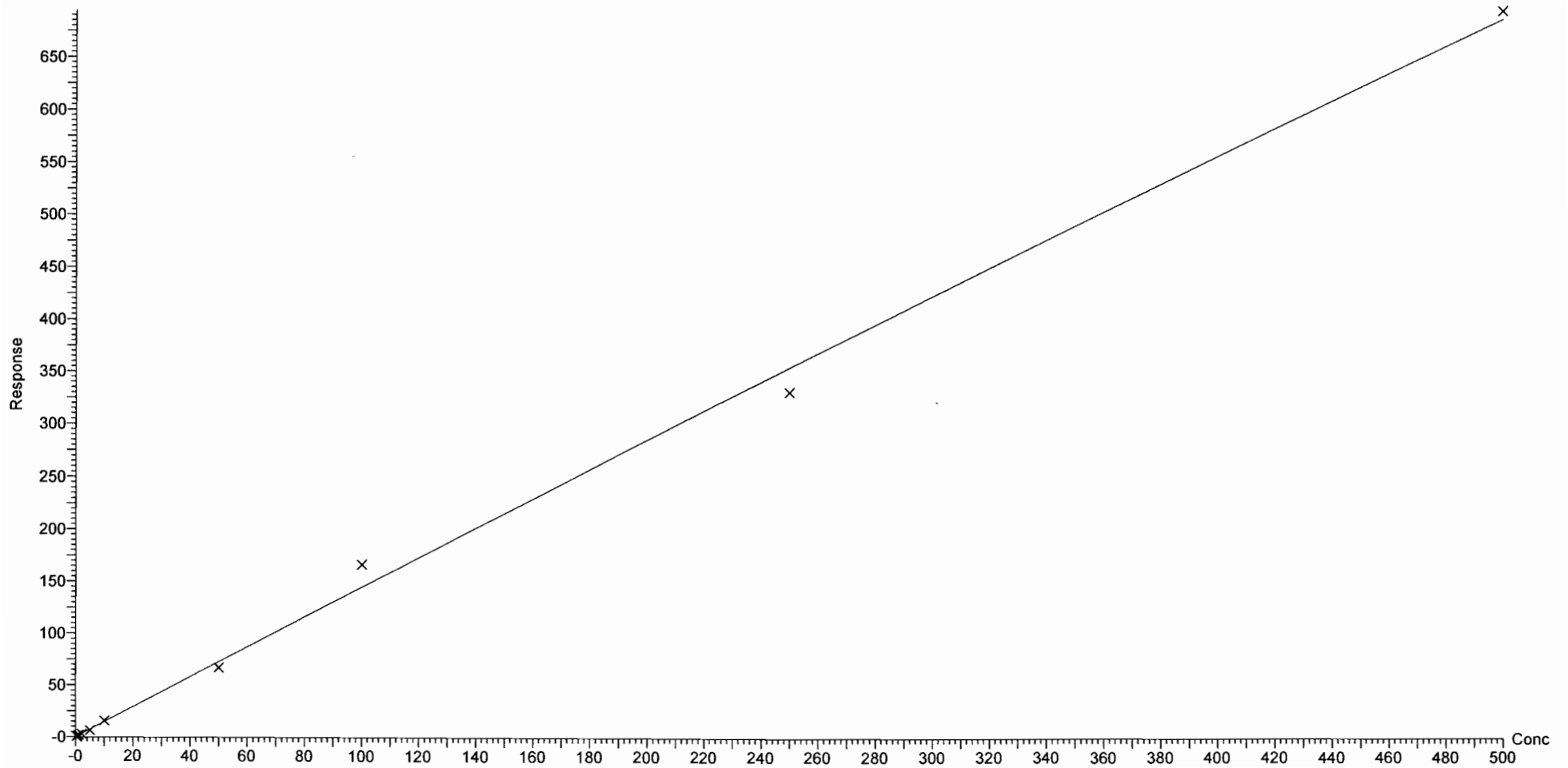


Dataset: F:\Projects\PFAS.PRO\Results\180228M1\180228M1-CRV.qld

Last Altered: Thursday, March 01, 2018 12:54:21 Pacific Standard Time

Printed: Thursday, March 01, 2018 13:01:25 Pacific Standard Time

Compound name: PFTrDA
Coefficient of Determination: $R^2 = 0.995409$
Calibration curve: $-0.000182428 * x^2 + 1.46369 * x + -0.00500415$
Response type: Internal Std (Ref 48), Area * (IS Conc. / IS Area)
Curve type: 2nd Order, Origin: Exclude, Weighting: 1/x, Axis trans: None



Dataset: F:\Projects\PFAS.PRO\Results\180228M1\180228M1-CRV.qld

Last Altered: Thursday, March 01, 2018 12:54:21 Pacific Standard Time

Printed: Thursday, March 01, 2018 13:01:25 Pacific Standard Time

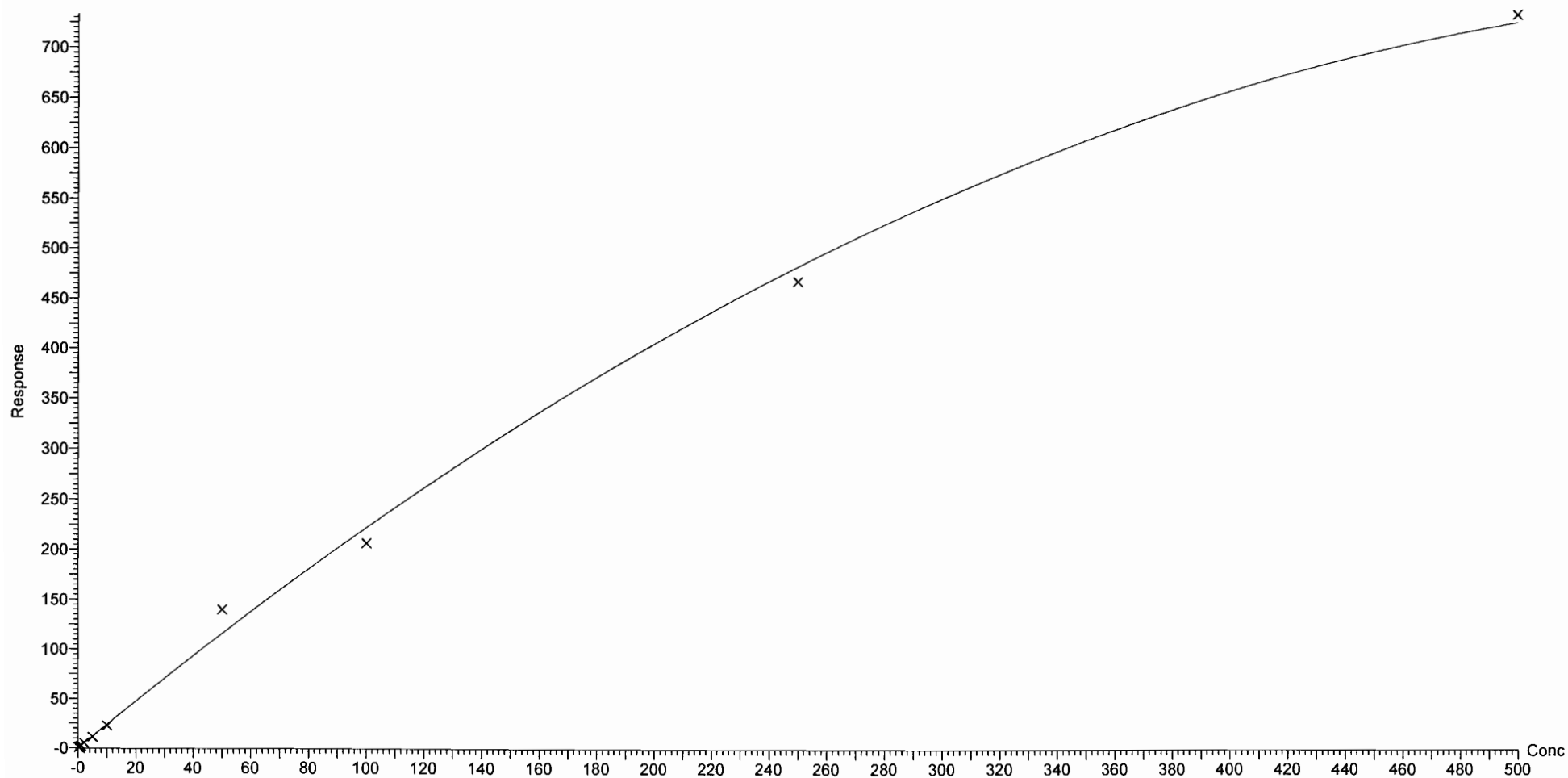
Compound name: PFTeDA

Coefficient of Determination: $R^2 = 0.994512$

Calibration curve: $-0.00192235 * x^2 + 2.41092 * x + 0.0485061$

Response type: Internal Std (Ref 50), Area * (IS Conc. / IS Area)

Curve type: 2nd Order, Origin: Exclude, Weighting: 1/x, Axis trans: None



Dataset: F:\Projects\PFAS.PRO\Results\180228M1\180228M1-CRV.qld

Last Altered: Thursday, March 01, 2018 12:54:21 Pacific Standard Time

Printed: Thursday, March 01, 2018 13:01:25 Pacific Standard Time

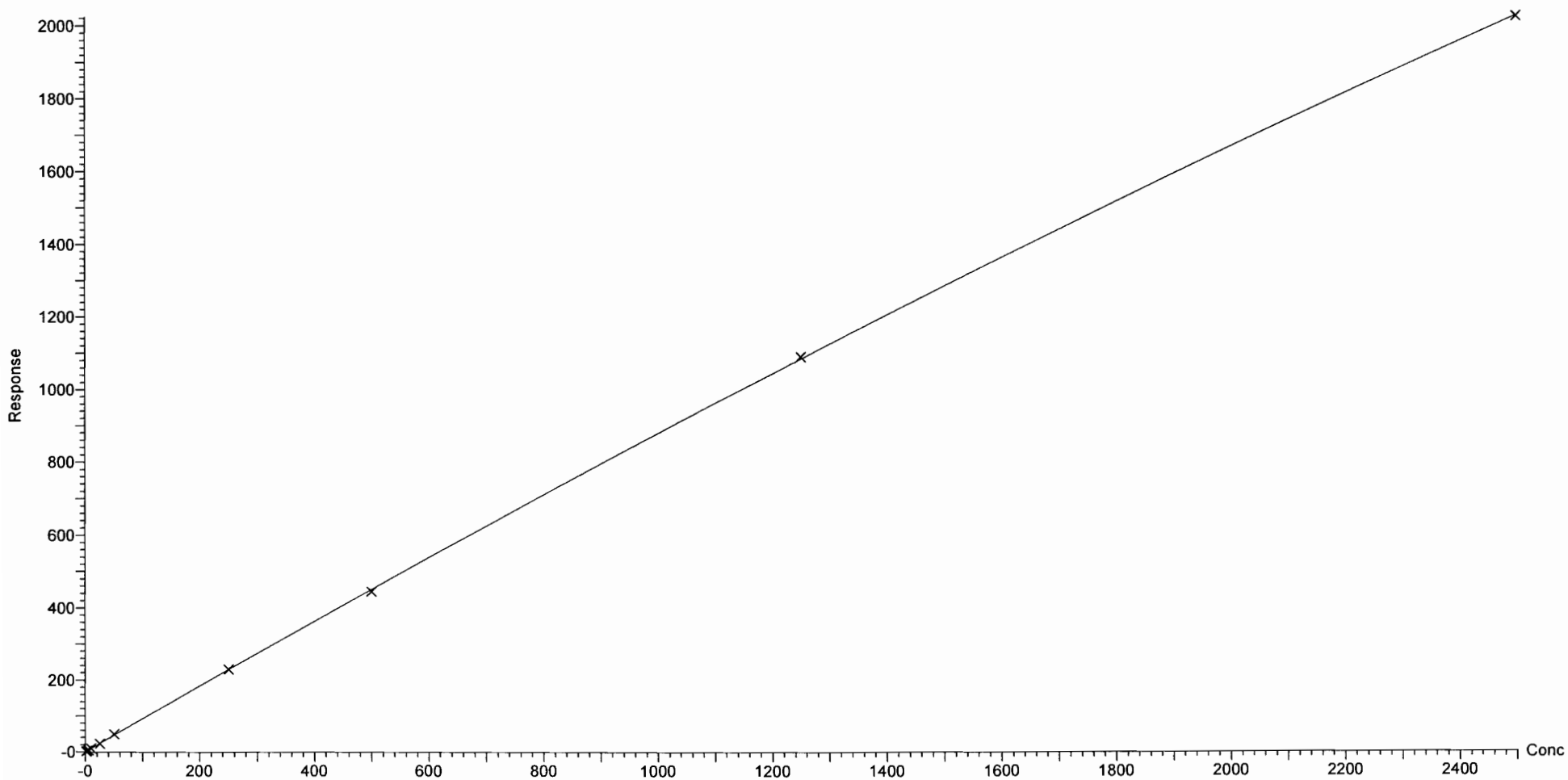
Compound name: N-EtFOSA

Coefficient of Determination: $R^2 = 0.999889$

Calibration curve: $-4.63839e-005 * x^2 + 0.925145 * x + 0.0552316$

Response type: Internal Std (Ref 51), Area * (IS Conc. / IS Area)

Curve type: 2nd Order, Origin: Exclude, Weighting: 1/x, Axis trans: None



Dataset: F:\Projects\PFAS.PRO\Results\180228M1\180228M1-CRV.qld

Last Altered: Thursday, March 01, 2018 12:54:21 Pacific Standard Time

Printed: Thursday, March 01, 2018 13:01:25 Pacific Standard Time

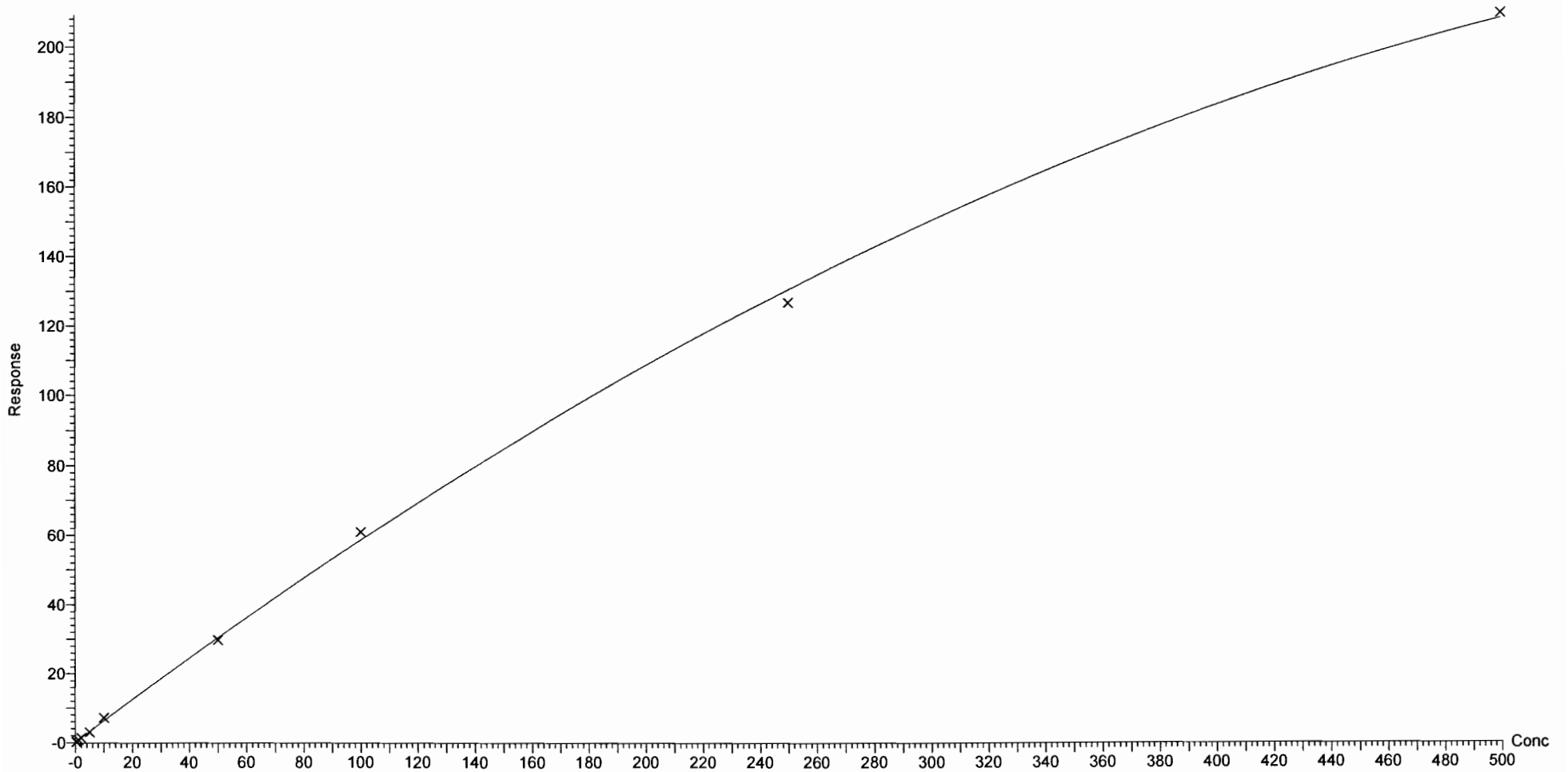
Compound name: PFHxDA

Coefficient of Determination: $R^2 = 0.998985$

Calibration curve: $-0.000424355 * x^2 + 0.627384 * x + 0.0611432$

Response type: Internal Std (Ref 52), Area * (IS Conc. / IS Area)

Curve type: 2nd Order, Origin: Exclude, Weighting: 1/x, Axis trans: None



Dataset: F:\Projects\PFAS.PRO\Results\180228M1\180228M1-CRV.qld

Last Altered: Thursday, March 01, 2018 12:54:21 Pacific Standard Time

Printed: Thursday, March 01, 2018 13:01:25 Pacific Standard Time

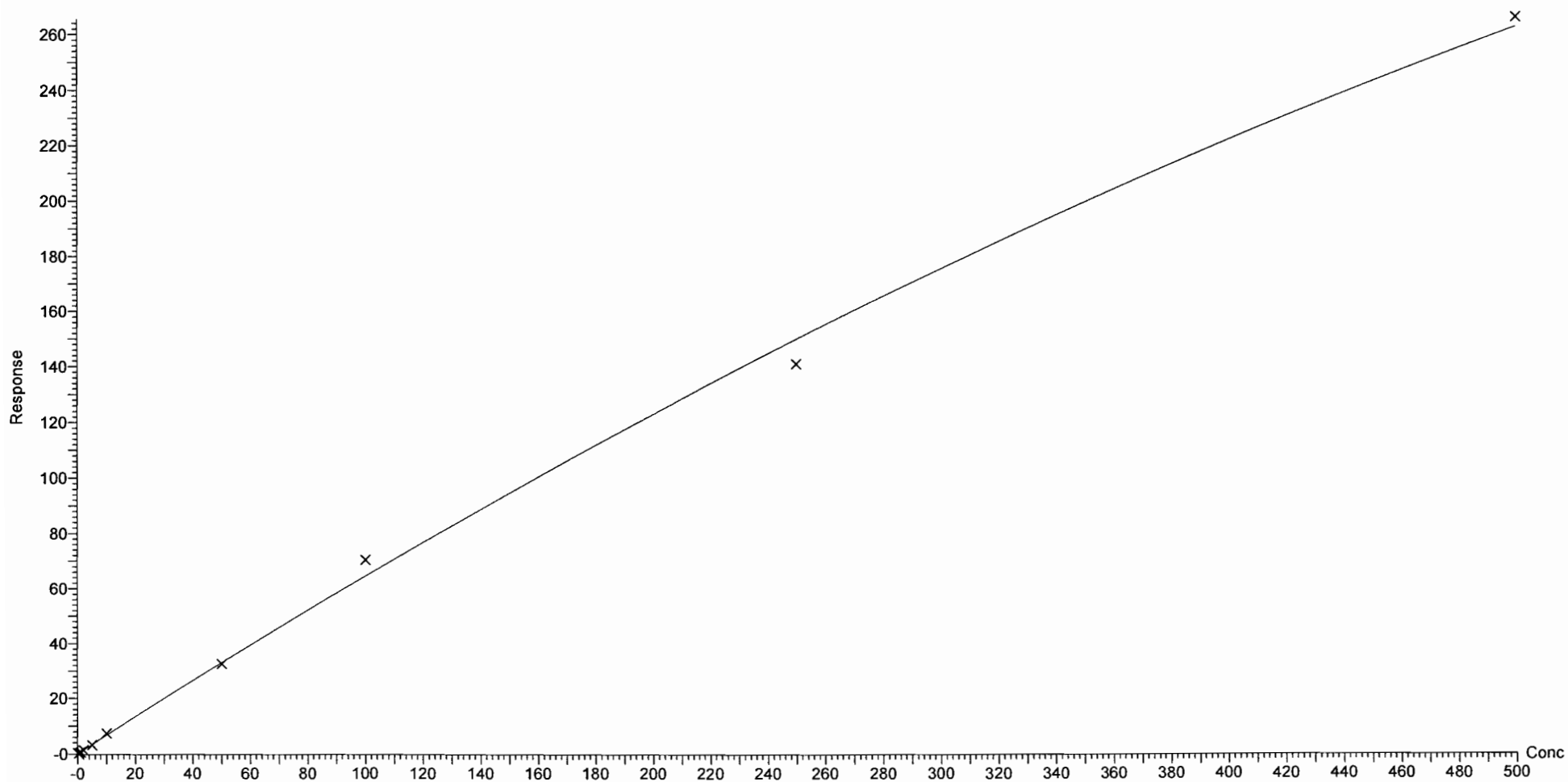
Compound name: PFODA

Coefficient of Determination: $R^2 = 0.997491$

Calibration curve: $-0.000302638 * x^2 + 0.675498 * x + 0.0110733$

Response type: Internal Std (Ref 52), Area * (IS Conc. / IS Area)

Curve type: 2nd Order, Origin: Include, Weighting: 1/x, Axis trans: None



Dataset: F:\Projects\PFAS.PRO\Results\180228M1\180228M1-CRV.qld

Last Altered: Thursday, March 01, 2018 12:54:21 Pacific Standard Time

Printed: Thursday, March 01, 2018 13:01:25 Pacific Standard Time

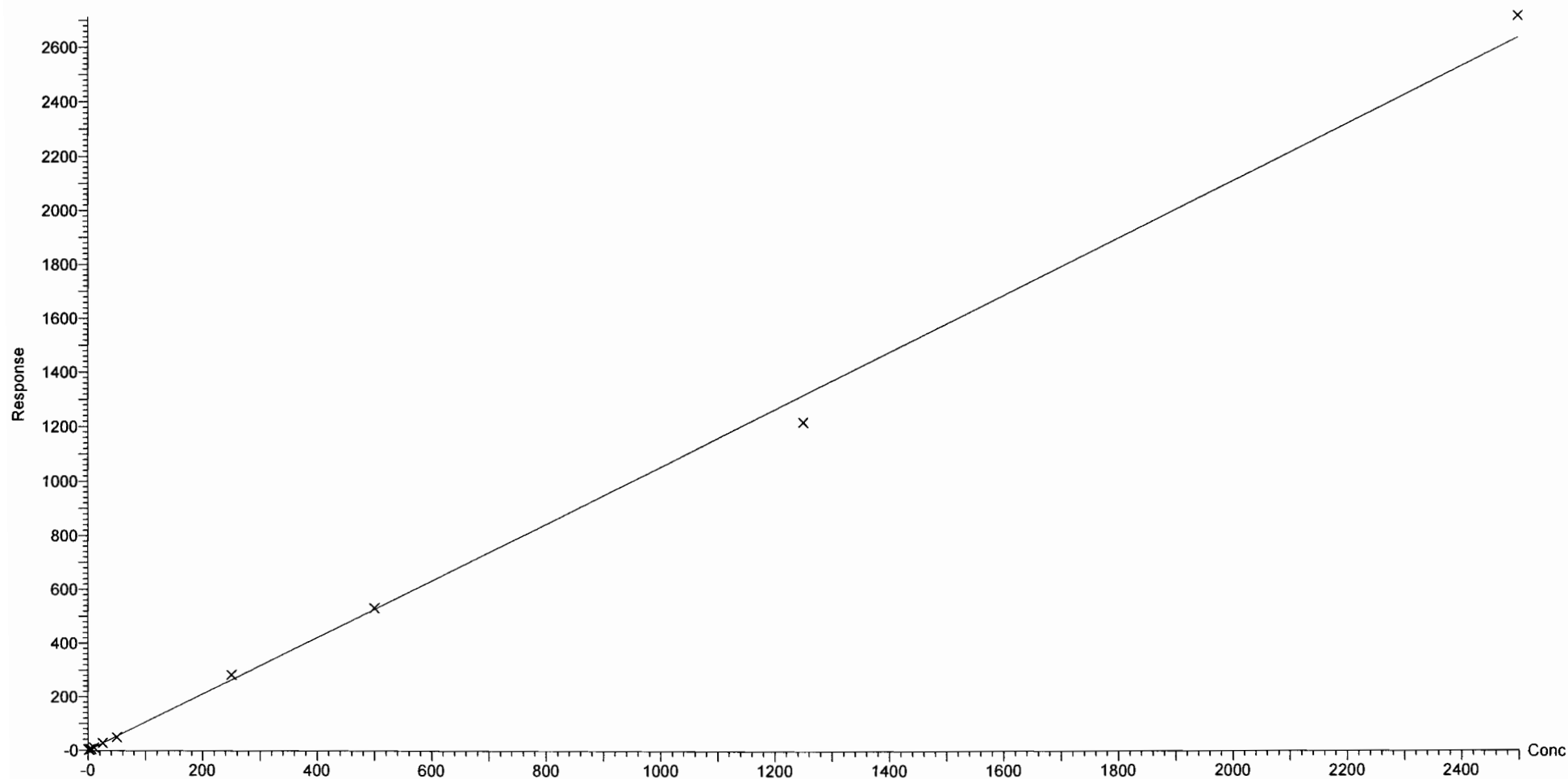
Compound name: N-MeFOSE

Correlation coefficient: $r = 0.998755$, $r^2 = 0.997511$

Calibration curve: $1.05289 * x + -0.00995271$

Response type: Internal Std (Ref 53), Area * (IS Conc. / IS Area)

Curve type: Linear, Origin: Exclude, Weighting: 1/x, Axis trans: None



Dataset: F:\Projects\PFAS.PRO\Results\180228M1\180228M1-CRV.qld

Last Altered: Thursday, March 01, 2018 12:54:21 Pacific Standard Time

Printed: Thursday, March 01, 2018 13:01:25 Pacific Standard Time

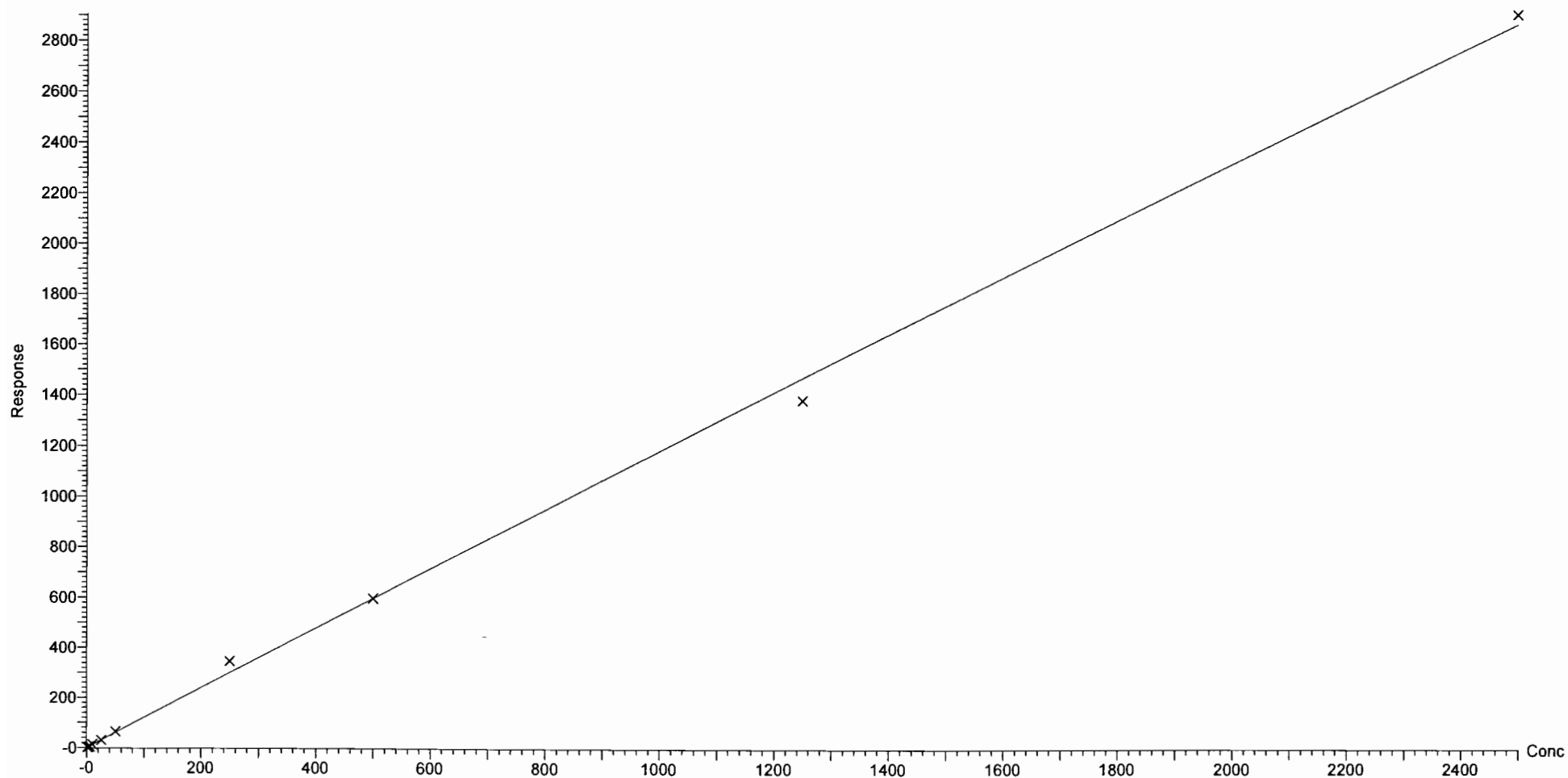
Compound name: N-EtFOSE

Coefficient of Determination: $R^2 = 0.997385$

Calibration curve: $-2.41702e-005 * x^2 + 1.20622 * x + 0.0810787$

Response type: Internal Std (Ref 54), Area * (IS Conc. / IS Area)

Curve type: 2nd Order, Origin: Exclude, Weighting: 1/x, Axis trans: None



Dataset: Untitled

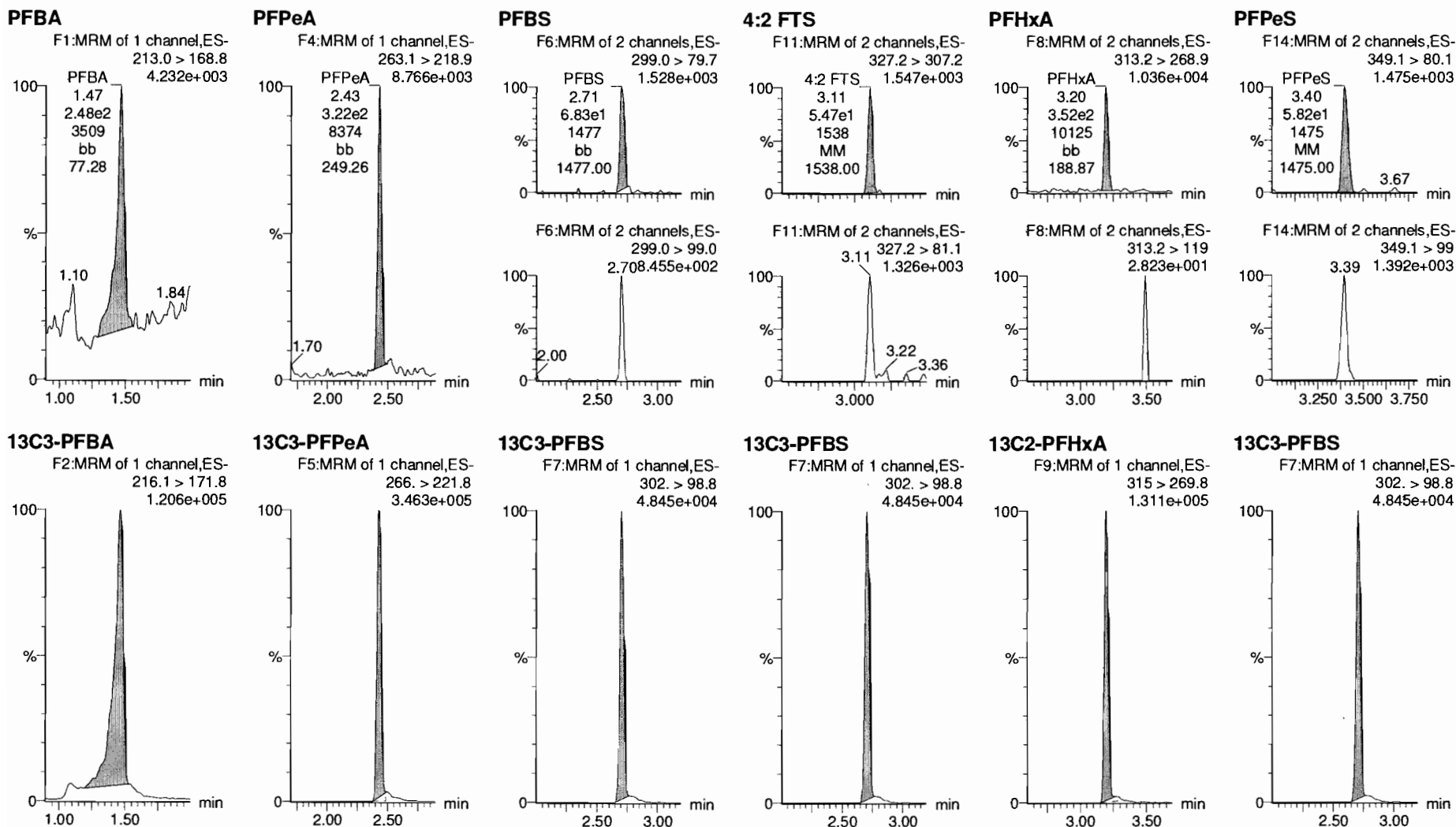
Last Altered: Thursday, March 01, 2018 12:47:57 Pacific Standard Time

Printed: Thursday, March 01, 2018 12:48:35 Pacific Standard Time

Method: F:\Projects\PFAS.PRO\MethDB\PFAS_FULL_80C_022718.mdb 28 Feb 2018 13:19:45

Calibration: 01 Mar 2018 12:47:57

Name: 180228M1_2, Date: 28-Feb-2018, Time: 20:44:50, ID: ST180228M1-1 PFC CS-2 18B2312, Description: PFC CS-2 18B2312



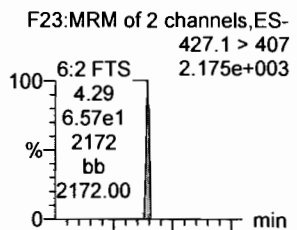
Dataset: Untitled

Last Altered: Thursday, March 01, 2018 12:45:16 Pacific Standard Time

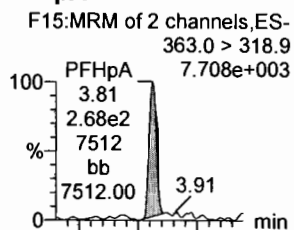
Printed: Thursday, March 01, 2018 12:45:40 Pacific Standard Time

Name: 180228M1_2, Date: 28-Feb-2018, Time: 20:44:50, ID: ST180228M1-1 PFC CS-2 18B2312, Description: PFC CS-2 18B2312

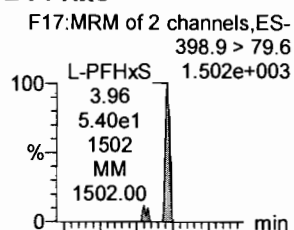
6:2 FTS



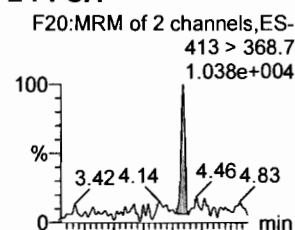
PFHpA



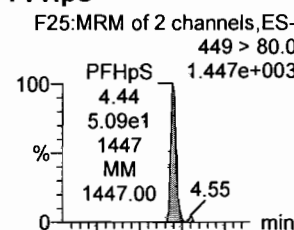
L-PFHxS



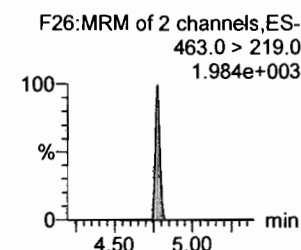
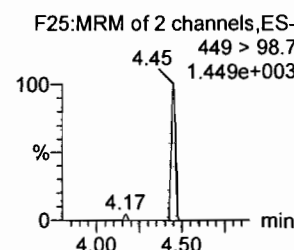
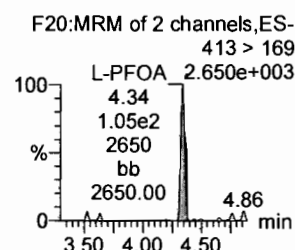
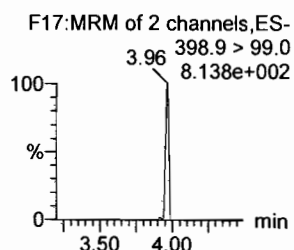
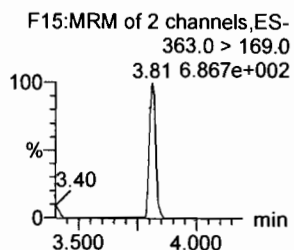
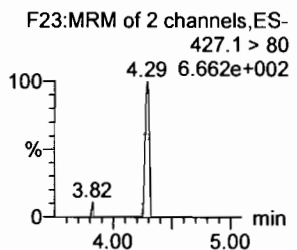
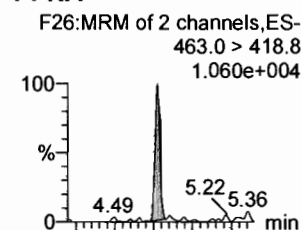
L-PFOA



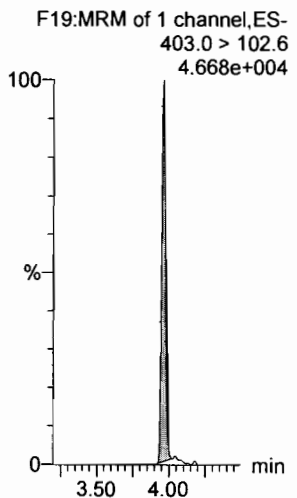
PFHpS



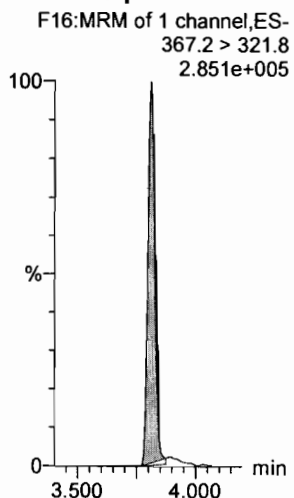
PFNA



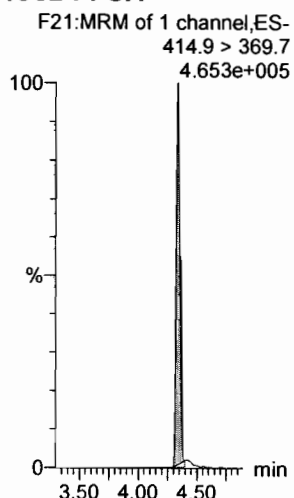
1802-PFHxS



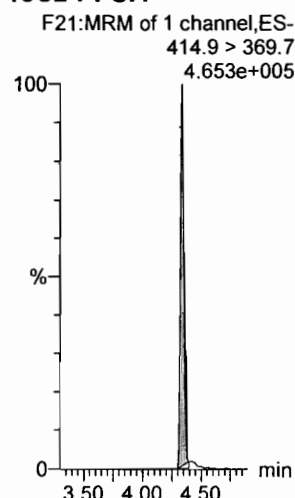
13C4-PFHpA



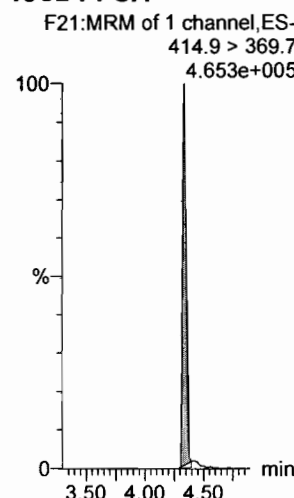
13C2-PFOA



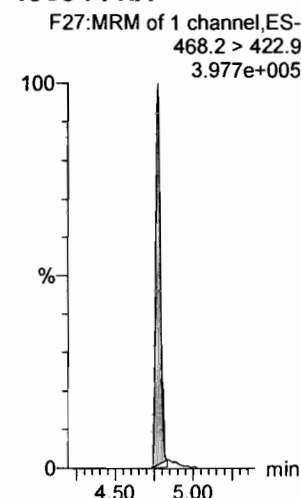
13C2-PFOA



13C2-PFOA



13C5-PFNA

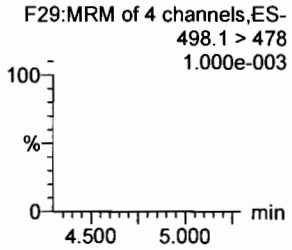
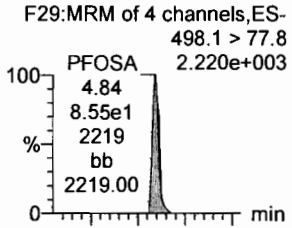


Dataset: Untitled

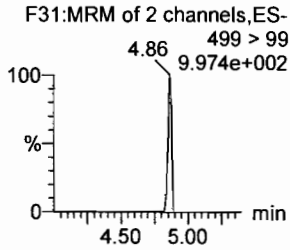
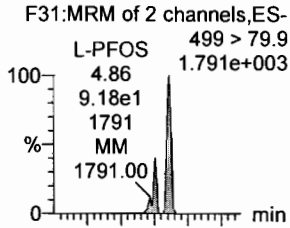
Last Altered: Thursday, March 01, 2018 12:45:16 Pacific Standard Time
Printed: Thursday, March 01, 2018 12:45:40 Pacific Standard Time

Name: 180228M1_2, Date: 28-Feb-2018, Time: 20:44:50, ID: ST180228M1-1 PFC CS-2 18B2312, Description: PFC CS-2 18B2312

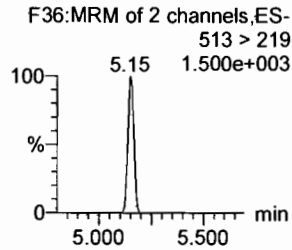
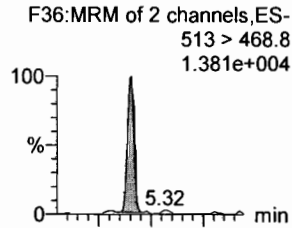
PFOSA



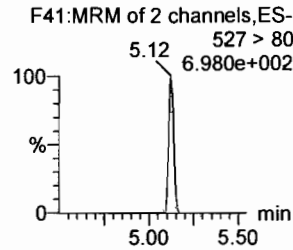
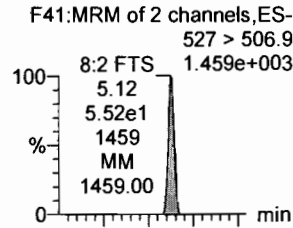
L-PFOS



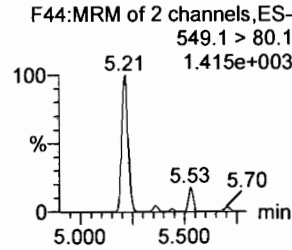
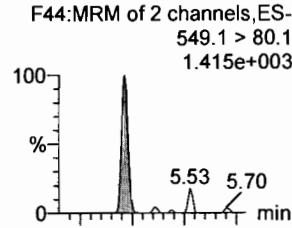
PFDA



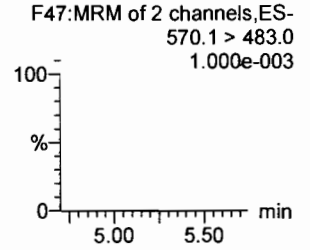
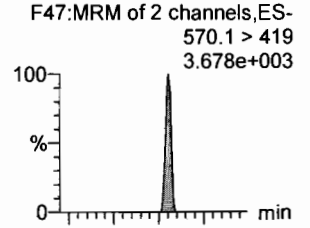
8:2 FTS



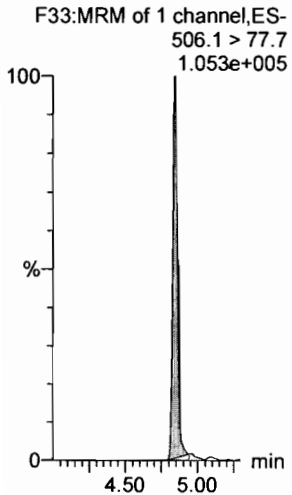
PFNS



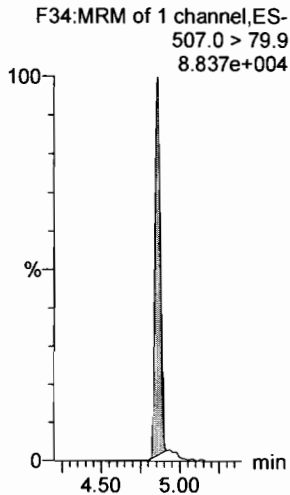
N-MeFOSAA



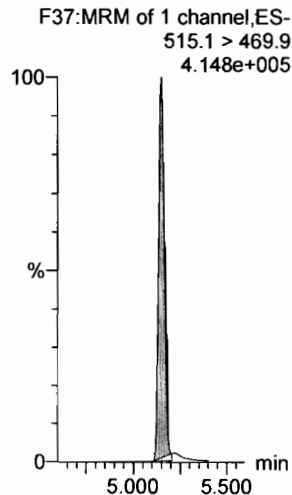
13C8-PFOSA



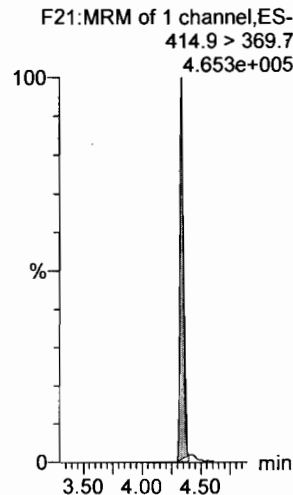
13C8-PFOS



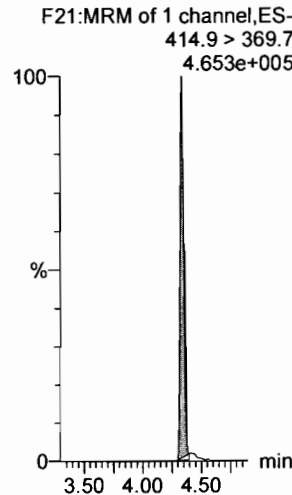
13C2-PFDA



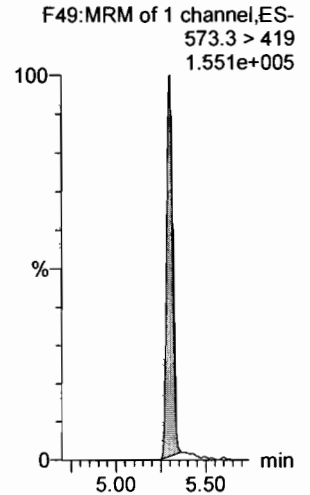
13C2-PFOA



13C2-PFOA



d3-N-MeFOSAA



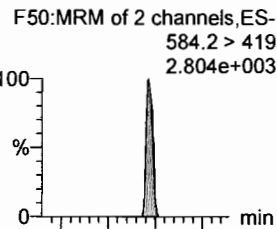
Dataset: Untitled

Last Altered: Thursday, March 01, 2018 12:45:16 Pacific Standard Time

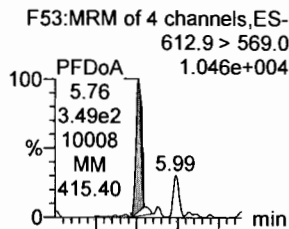
Printed: Thursday, March 01, 2018 12:45:40 Pacific Standard Time

Name: 180228M1_2, Date: 28-Feb-2018, Time: 20:44:50, ID: ST180228M1-1 PFC CS-2 18B2312, Description: PFC CS-2 18B2312

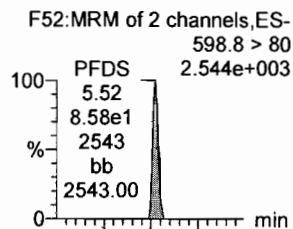
N-EtFOSAA



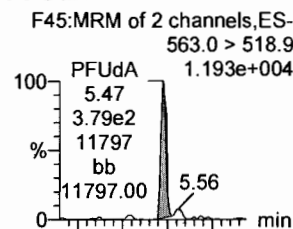
PFDoA



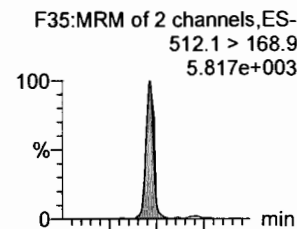
PFDS



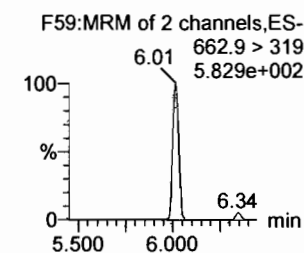
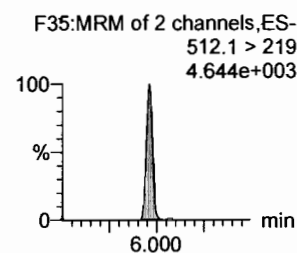
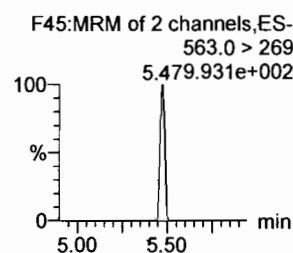
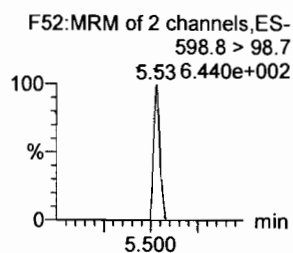
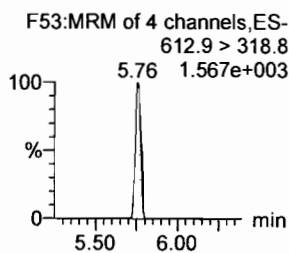
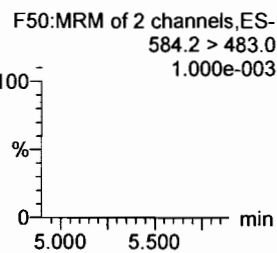
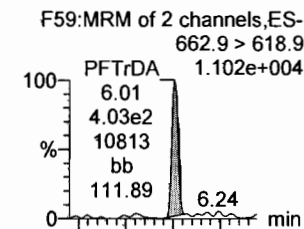
PFUdA




N-MeFOSA



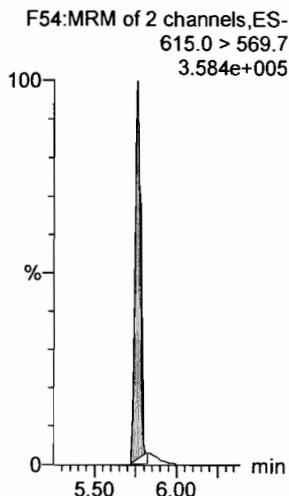
PFTrDA



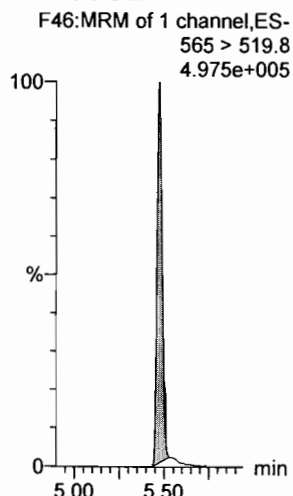
d5-N-EtFOSAA



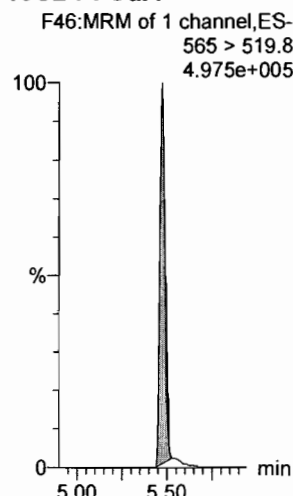
13C2-PFDoA



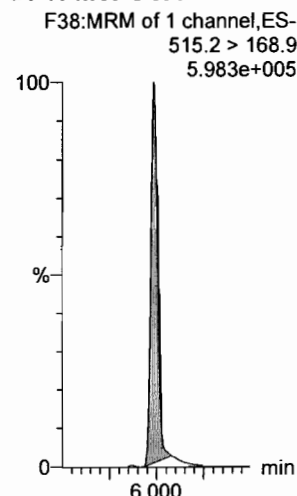
13C2-PFUdA



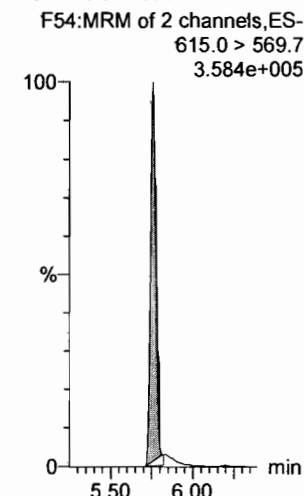
13C2-PFUdA



d3-N-MeFOSA



13C2-PFDoA



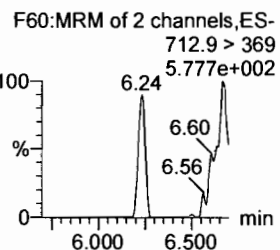
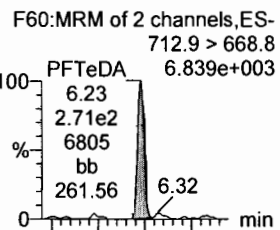
Dataset: Untitled

Last Altered: Thursday, March 01, 2018 12:45:16 Pacific Standard Time

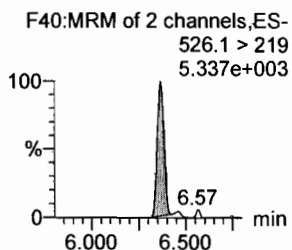
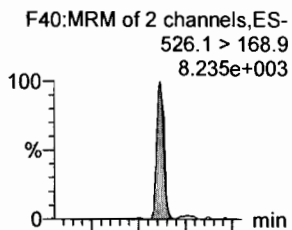
Printed: Thursday, March 01, 2018 12:45:40 Pacific Standard Time

Name: 180228M1_2, Date: 28-Feb-2018, Time: 20:44:50, ID: ST180228M1-1 PFC CS-2 18B2312, Description: PFC CS-2 18B2312

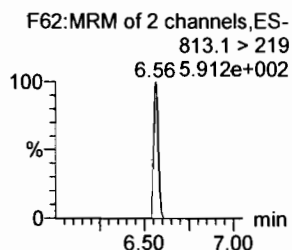
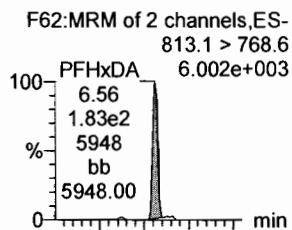
PFTeDA



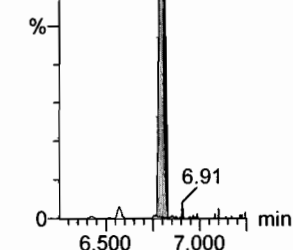

N-EtFOSA



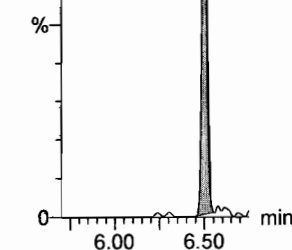
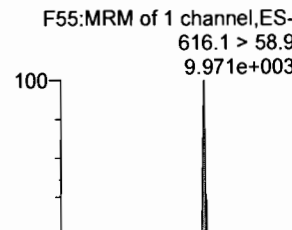
PFHxDA



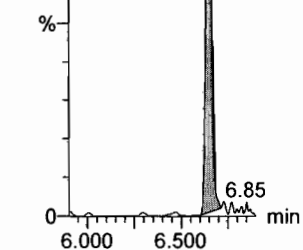

PFODA



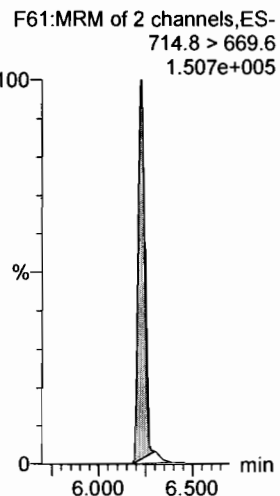
N-MeFOSE



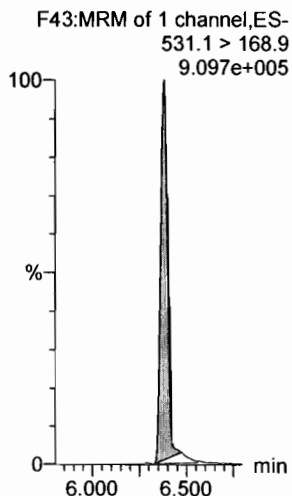
N-EtFOSE



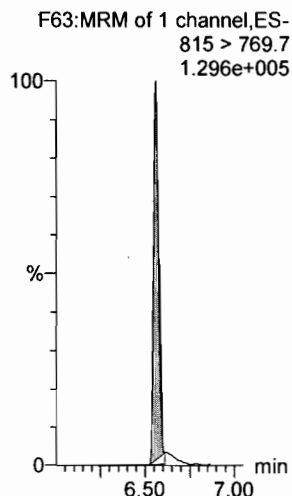
13C2-PFTeDA



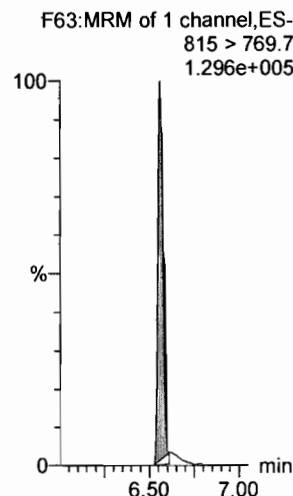
d5-N-ETFOSE



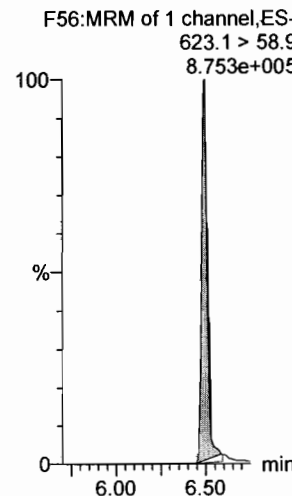
13C2-PFHxDA



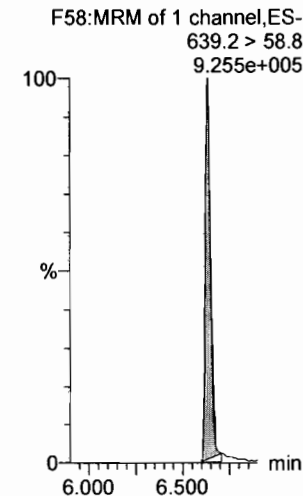
13C2-PFHxDA



d7-N-MeFOSE



d9-N-EtFOSE



Dataset: Untitled

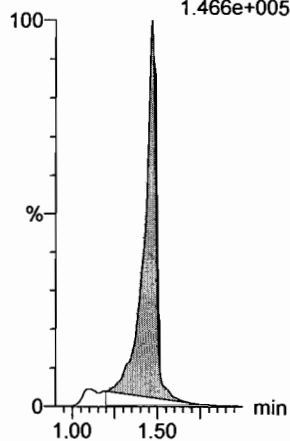
Last Altered: Thursday, March 01, 2018 12:45:16 Pacific Standard Time

Printed: Thursday, March 01, 2018 12:45:40 Pacific Standard Time

Name: 180228M1_2, Date: 28-Feb-2018, Time: 20:44:50, ID: ST180228M1-1 PFC CS-2 18B2312, Description: PFC CS-2 18B2312

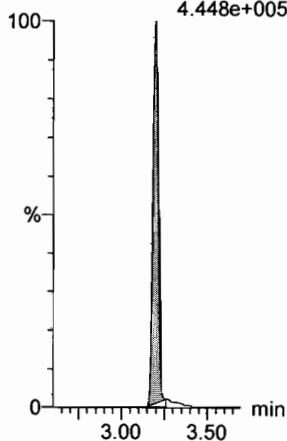
13C4-PFBA

F3:MRM of 1 channel,ES-
217. > 171.8
1.466e+005




13C5-PFHxA

F10:MRM of 1 channel,ES-
318 > 272.9
4.448e+005




13C3-PFHxS

F18:MRM of 1 channel,ES-
401.9 > 79.9
1.201e+005



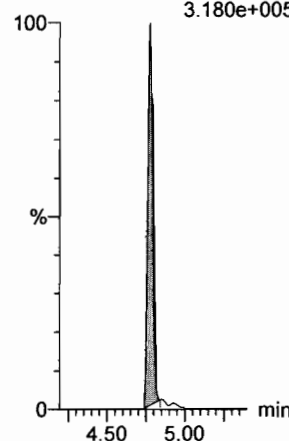
13C8-PFOA

F22:MRM of 1 channel,ES-
421.3 > 376
3.613e+005



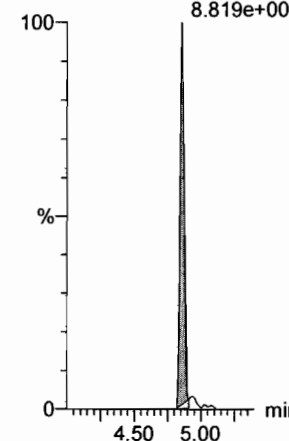
13C9-PFNA

F28:MRM of 1 channel,ES-
472.2 > 426.9
3.180e+005



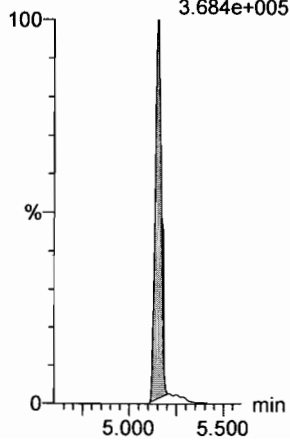
13C4-PFOS

F32:MRM of 1 channel,ES-
503 > 79.9
8.819e+004



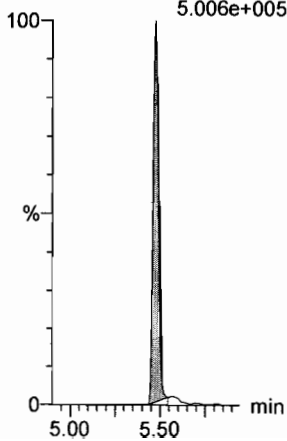
13C6-PFDA

F39:MRM of 1 channel,ES-
519.1 > 473.7
3.684e+005



13C7-PFUdA

F48:MRM of 1 channel,ES-
570.1 > 524.8
5.006e+005



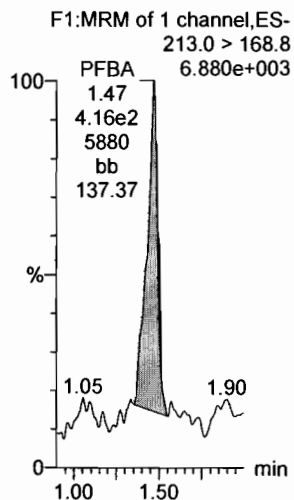
Dataset: Untitled

Last Altered: Thursday, March 01, 2018 12:45:16 Pacific Standard Time

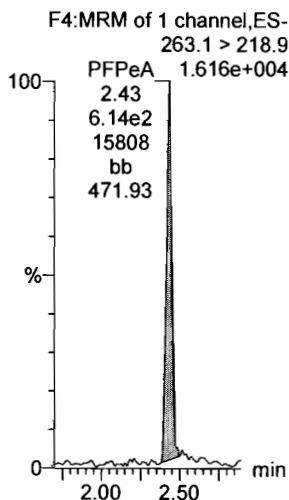
Printed: Thursday, March 01, 2018 12:45:40 Pacific Standard Time

Name: 180228M1_3, Date: 28-Feb-2018, Time: 20:56:17, ID: ST180228M1-2 PFC CS-1 18B2313, Description: PFC CS-1 18B2313

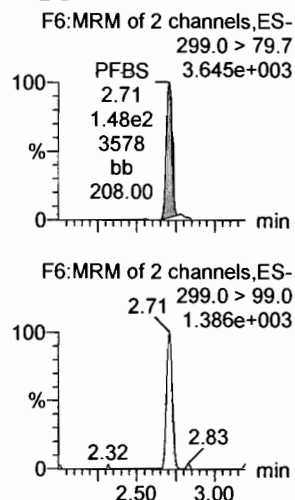
PFBA



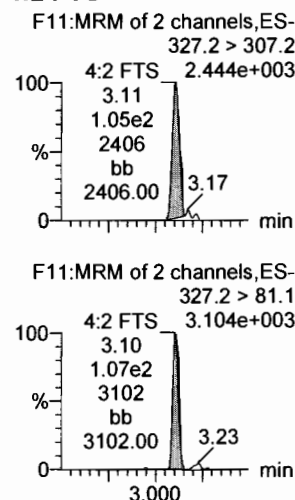
PFPeA




PFBS



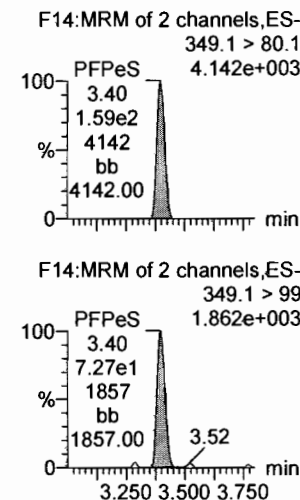
4:2 FTS



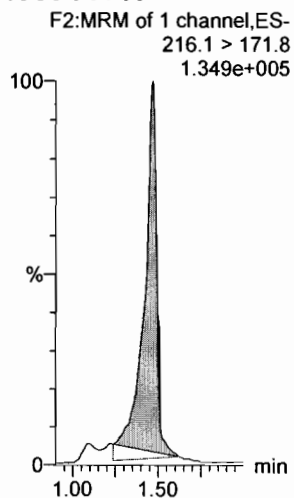
PFHxA




PFPeS



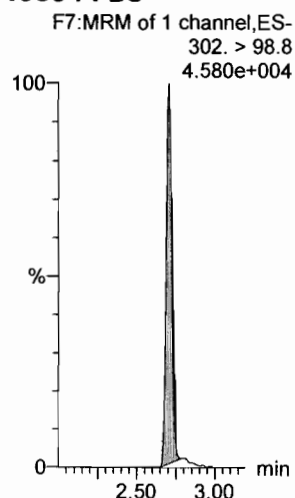
13C3-PFBA



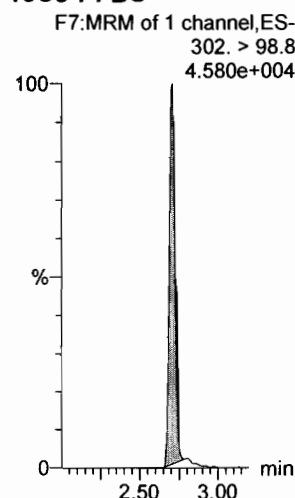
13C3-PFPeA



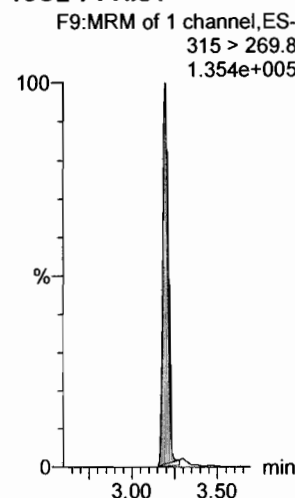
13C3-PFBS



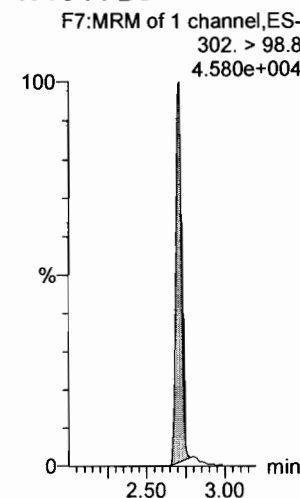
13C3-PFBS



13C2-PFHxA



13C3-PFBS



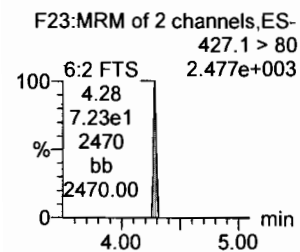
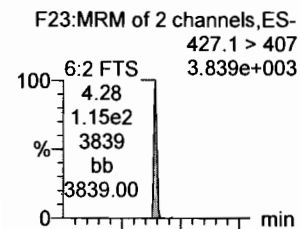
Dataset: Untitled

Last Altered: Thursday, March 01, 2018 12:45:16 Pacific Standard Time

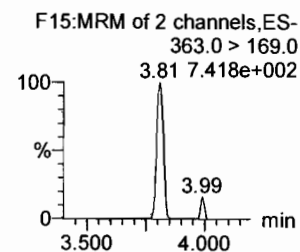
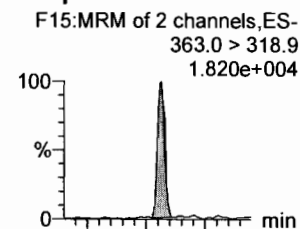
Printed: Thursday, March 01, 2018 12:45:40 Pacific Standard Time

Name: 180228M1_3, Date: 28-Feb-2018, Time: 20:56:17, ID: ST180228M1-2 PFC CS-1 18B2313, Description: PFC CS-1 18B2313

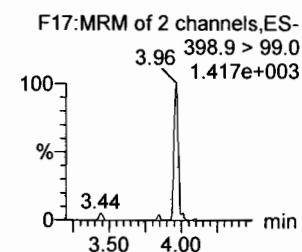
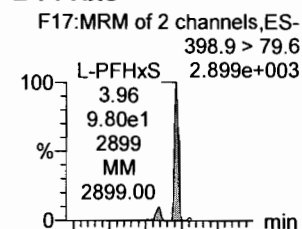
6:2 FTS



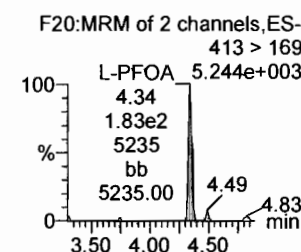
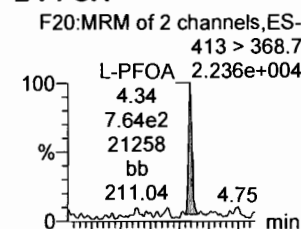
PFHpA



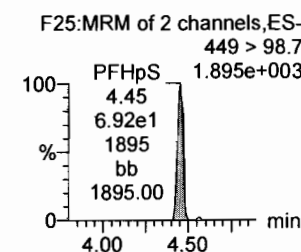
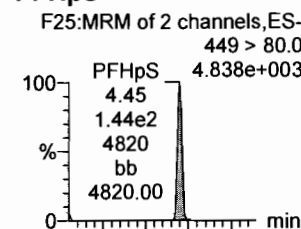
L-PFHxS



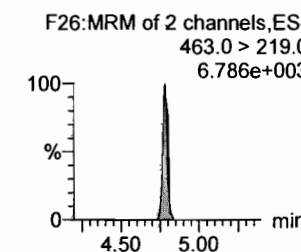
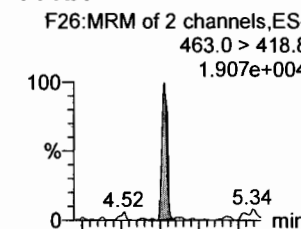
L-PFOA



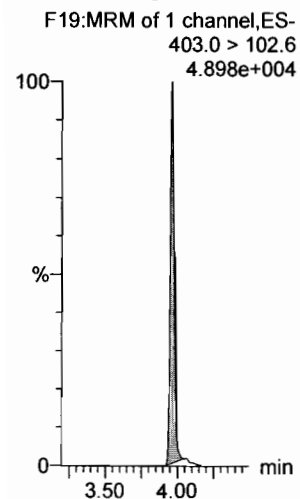
PFHpS



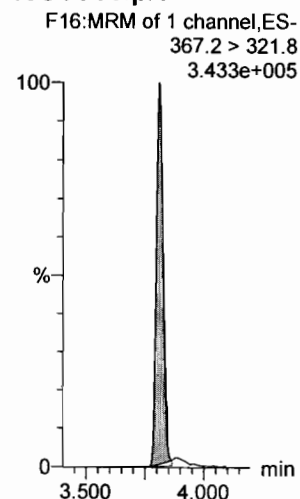
PFNA



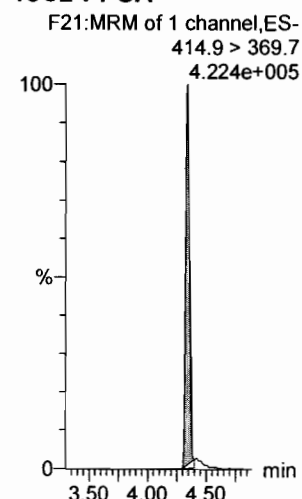
18O2-PFHxS



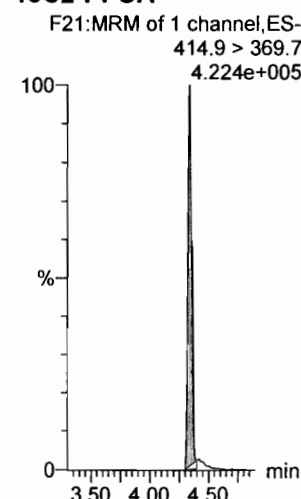
13C4-PFHpA



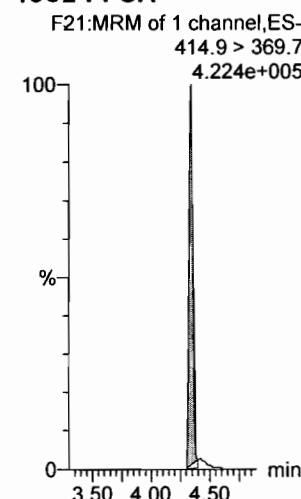
13C2-PFOA



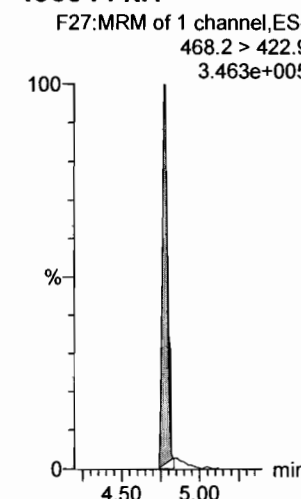
13C2-PFOA



13C2-PFOA



13C5-PFNA



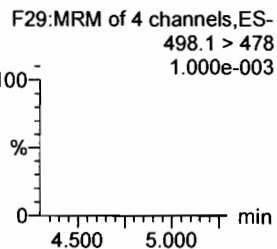
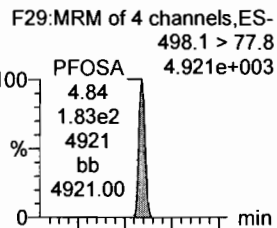
Dataset: Untitled

Last Altered: Thursday, March 01, 2018 12:45:16 Pacific Standard Time

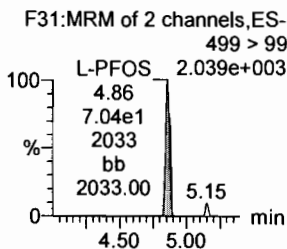
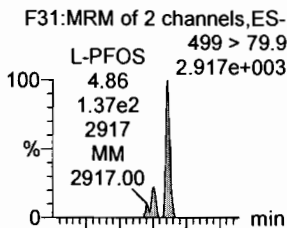
Printed: Thursday, March 01, 2018 12:45:40 Pacific Standard Time

Name: 180228M1_3, Date: 28-Feb-2018, Time: 20:56:17, ID: ST180228M1-2 PFC CS-1 18B2313, Description: PFC CS-1 18B2313

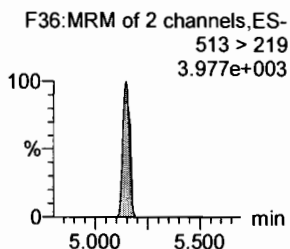
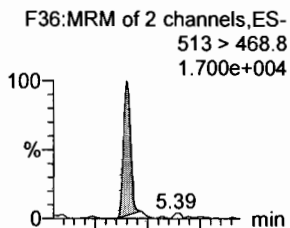
PFOSA



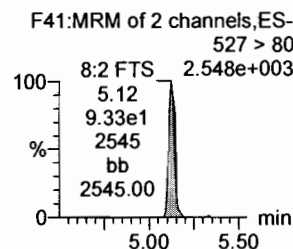
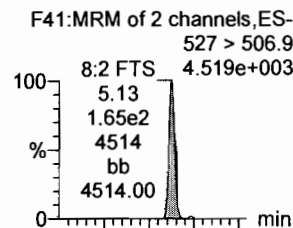
L-PFOS



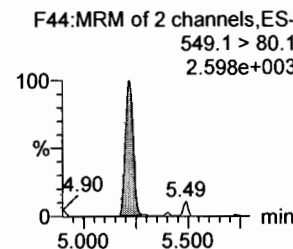
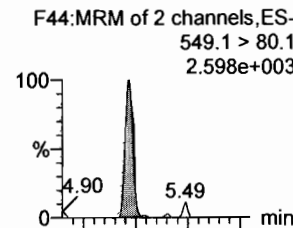
PFDA



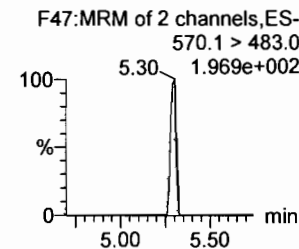
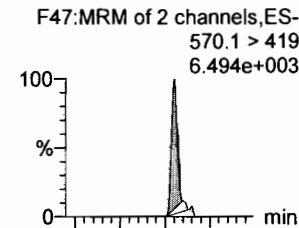
8:2 FTS



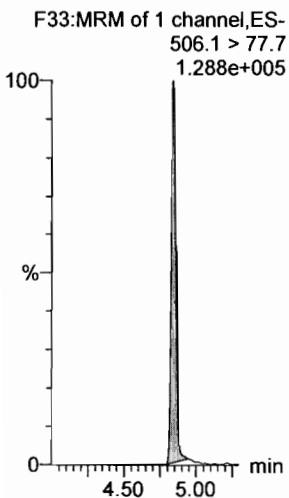
PFNS



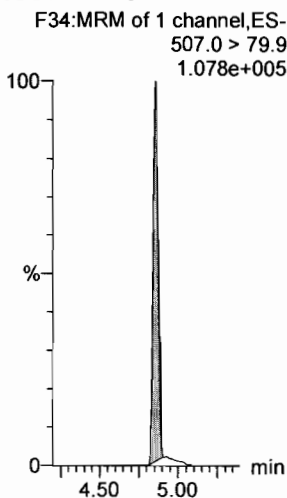
N-MeFOSAA



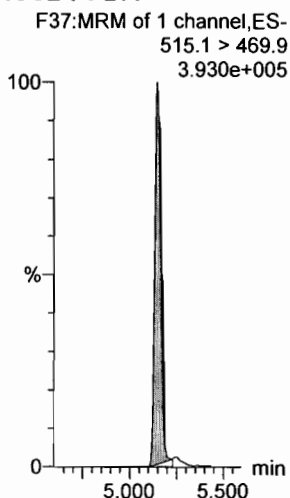
13C8-PFOSA



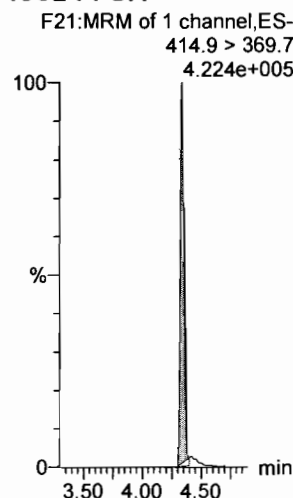
13C8-PFOS



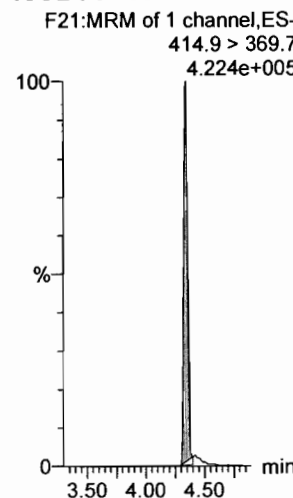
13C2-PFDA



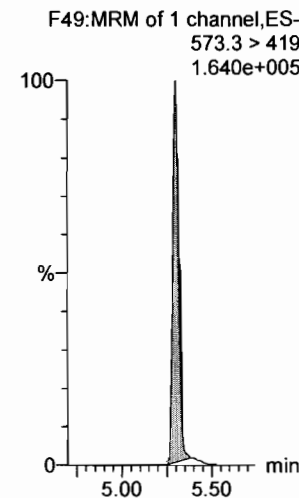
13C2-PFOA



13C2-PFOA



d3-N-MeFOSAA

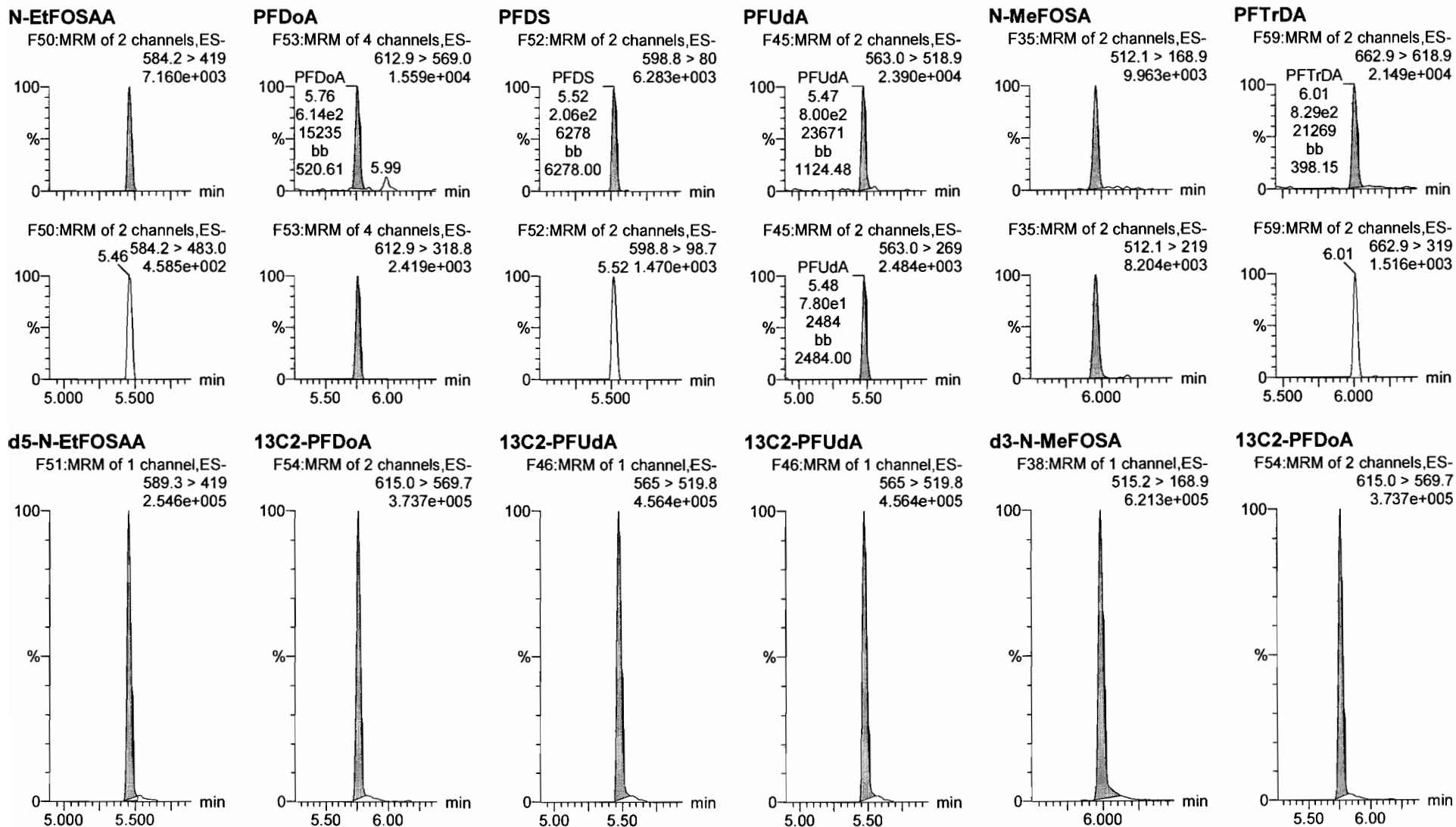


Dataset: Untitled

Last Altered: Thursday, March 01, 2018 12:45:16 Pacific Standard Time

Printed: Thursday, March 01, 2018 12:45:40 Pacific Standard Time

Name: 180228M1_3, Date: 28-Feb-2018, Time: 20:56:17, ID: ST180228M1-2 PFC CS-1 18B2313, Description: PFC CS-1 18B2313



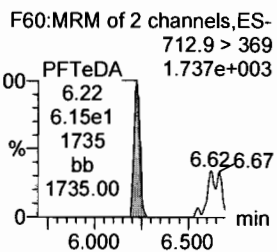
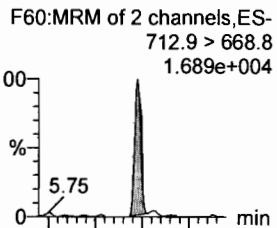
Dataset: Untitled

Last Altered: Thursday, March 01, 2018 12:45:16 Pacific Standard Time

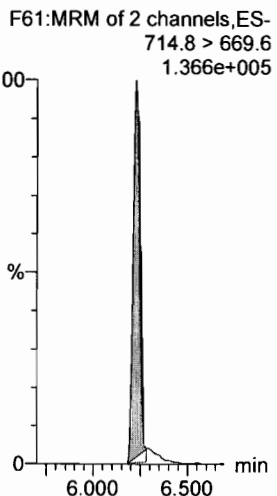
Printed: Thursday, March 01, 2018 12:45:40 Pacific Standard Time

Name: 180228M1_3, Date: 28-Feb-2018, Time: 20:56:17, ID: ST180228M1-2 PFC CS-1 18B2313, Description: PFC CS-1 18B2313

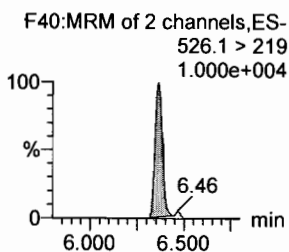
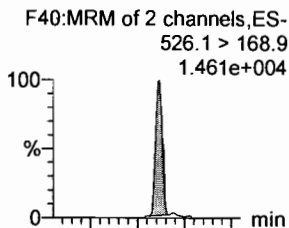
PFTeDA



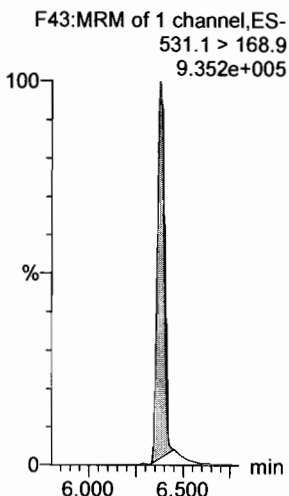
13C2-PFTeDA



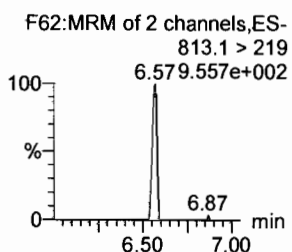
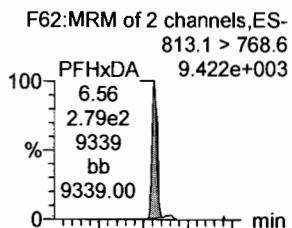
N-EtFOSA



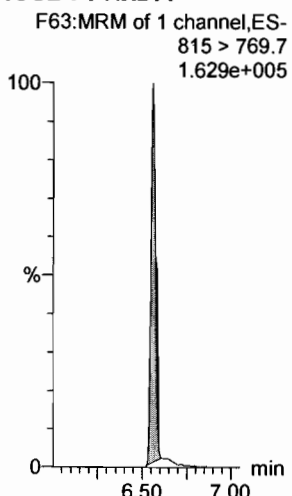
d5-N-ETFOSA




PFHxDA



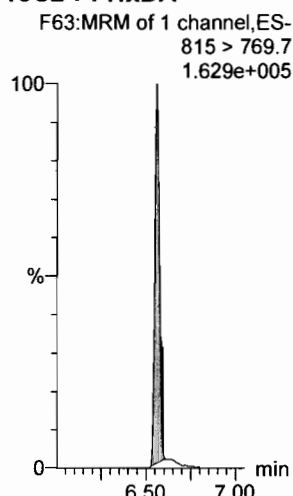
13C2-PFHxDA



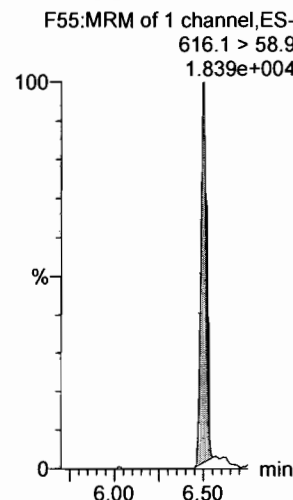
PFODA



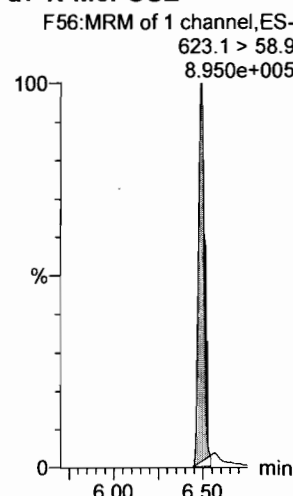
13C2-PFHxDA



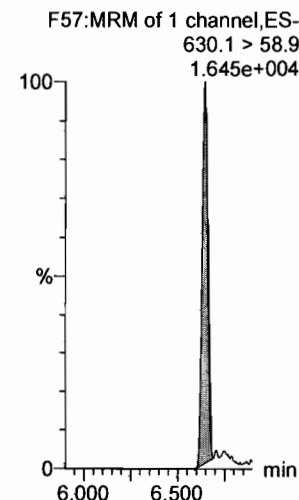
N-MeFOSE



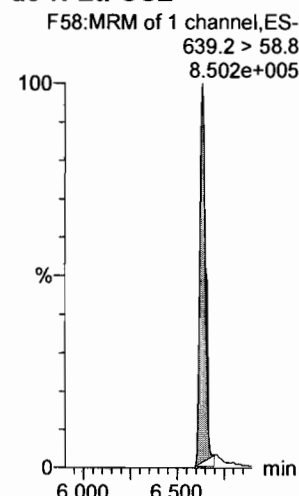
d7-N-MeFOSE



N-EtFOSE



d9-N-EtFOSE

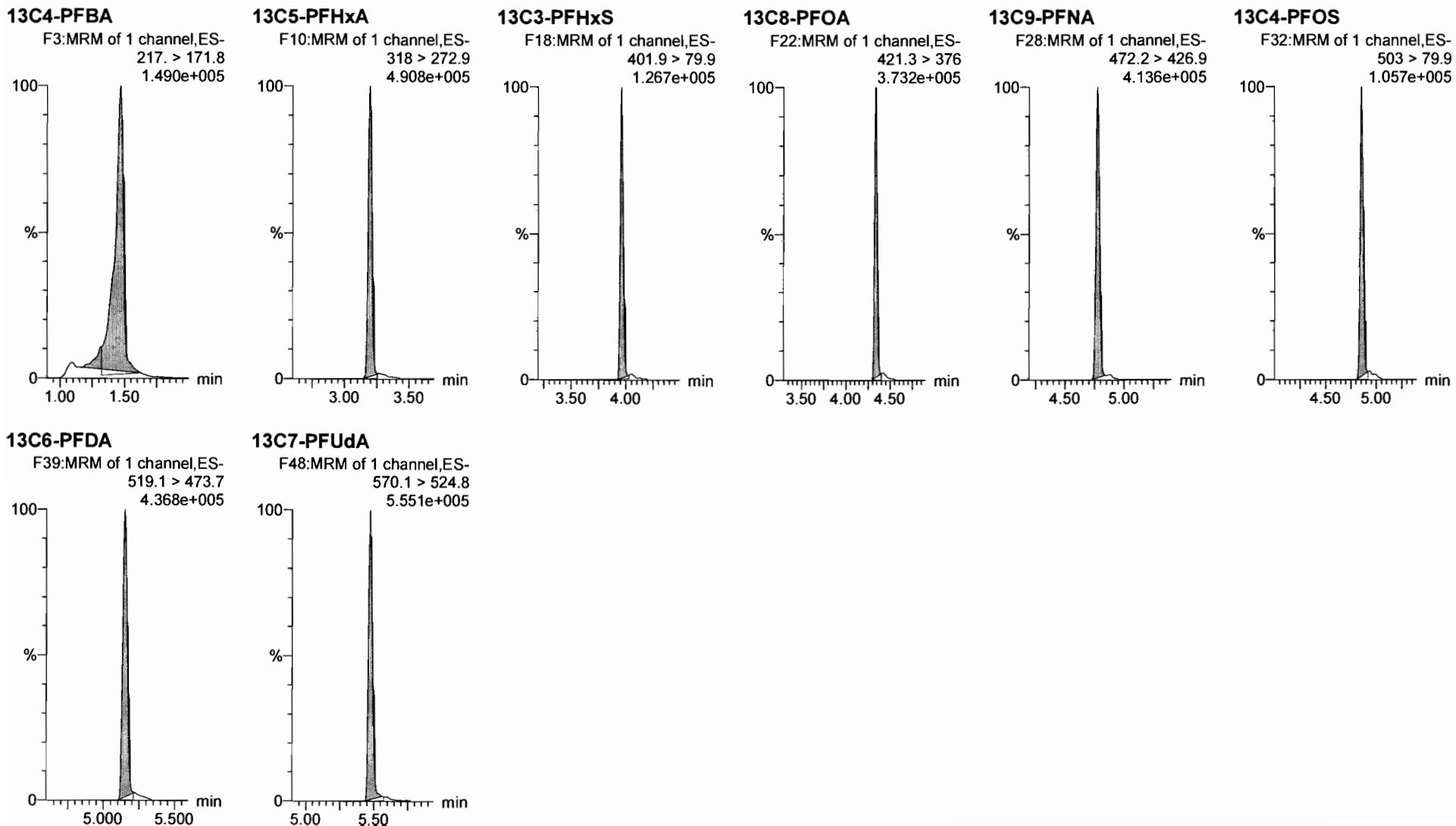


Dataset: Untitled

Last Altered: Thursday, March 01, 2018 12:45:16 Pacific Standard Time

Printed: Thursday, March 01, 2018 12:45:40 Pacific Standard Time

Name: 180228M1_3, Date: 28-Feb-2018, Time: 20:56:17, ID: ST180228M1-2 PFC CS-1 18B2313, Description: PFC CS-1 18B2313



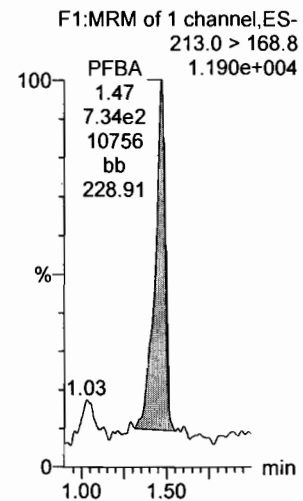
Dataset: Untitled

Last Altered: Thursday, March 01, 2018 12:45:16 Pacific Standard Time

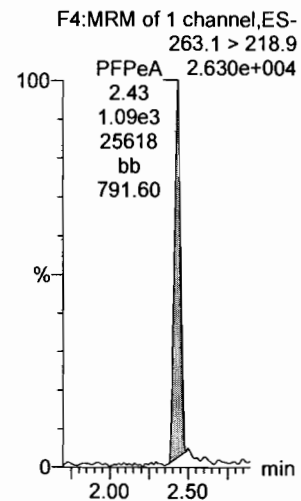
Printed: Thursday, March 01, 2018 12:45:40 Pacific Standard Time

Name: 180228M1_4, Date: 28-Feb-2018, Time: 21:07:44, ID: ST180228M1-3 PFC CS0 18B2314, Description: PFC CS0 18B2314


PFBA



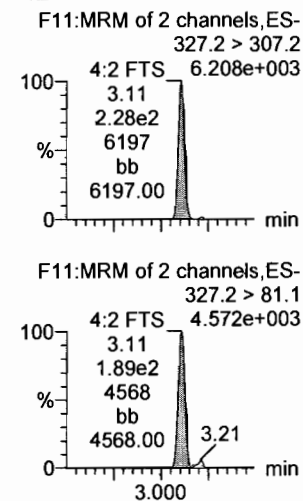
PFPeA



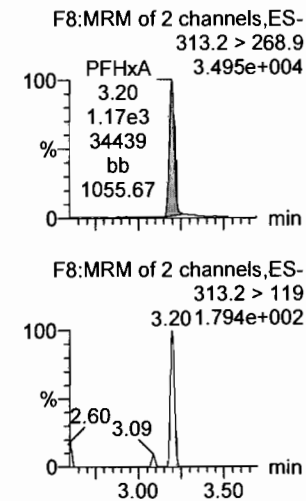
PFBS



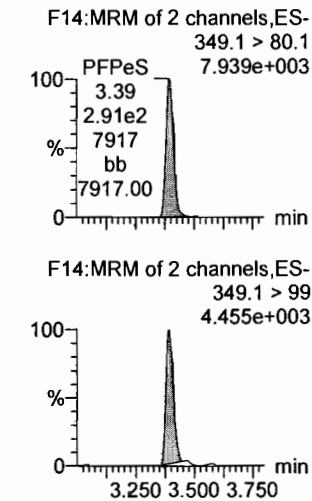
4:2 FTS



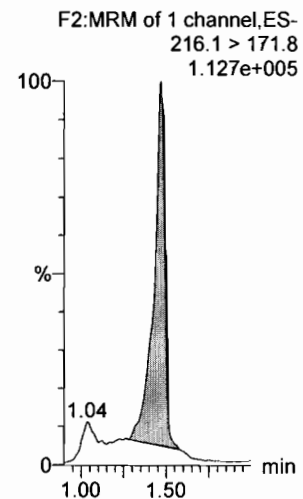
PFHxA



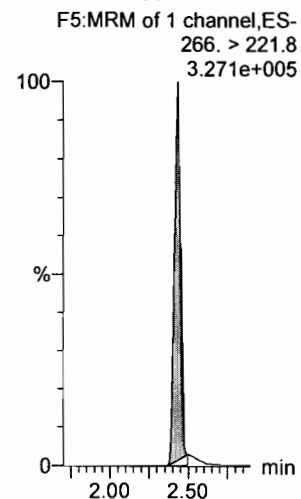
PFPeS



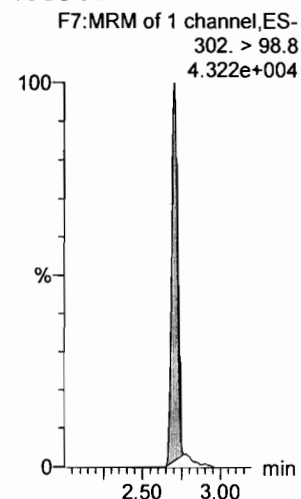
13C3-PFBA



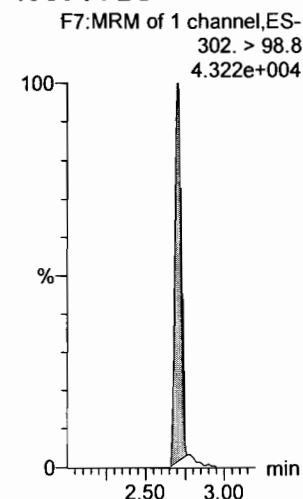
13C3-PFPeA



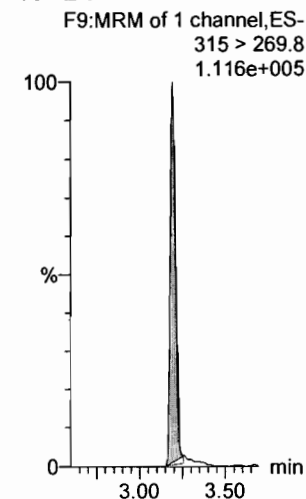
13C3-PFBS



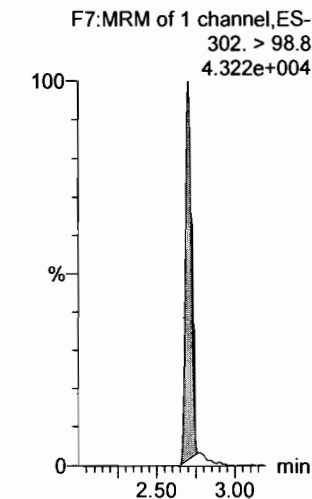
13C3-PFBS



13C2-PFHxA



13C3-PFBS



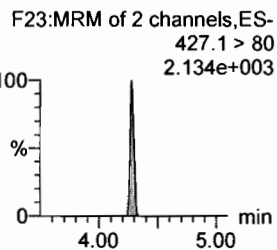
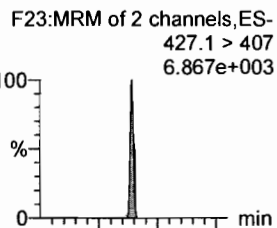
Dataset: Untitled

Last Altered: Thursday, March 01, 2018 12:45:16 Pacific Standard Time

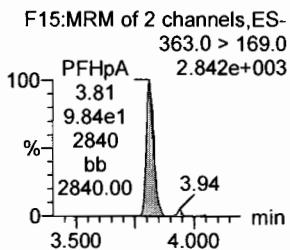
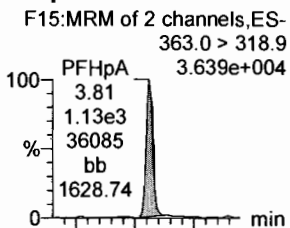
Printed: Thursday, March 01, 2018 12:45:40 Pacific Standard Time

Name: 180228M1_4, Date: 28-Feb-2018, Time: 21:07:44, ID: ST180228M1-3 PFC CS0 18B2314, Description: PFC CS0 18B2314

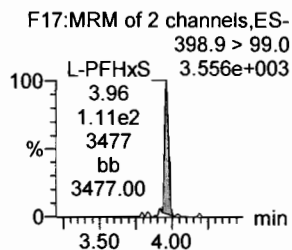
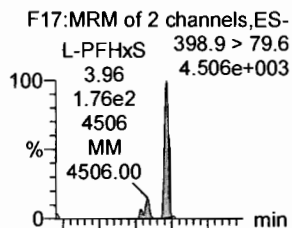
6:2 FTS



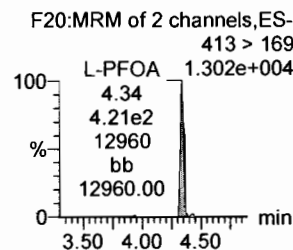
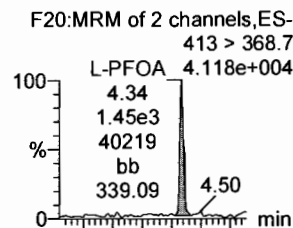
PFHpA



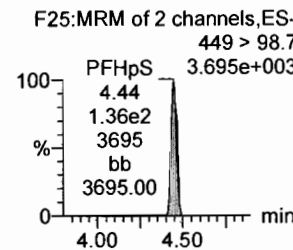
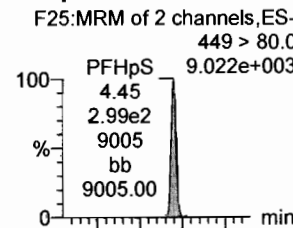
L-PFHxS



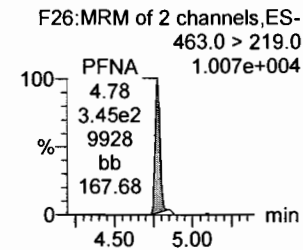
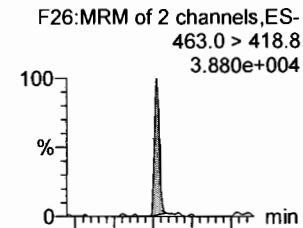
L-PFOA



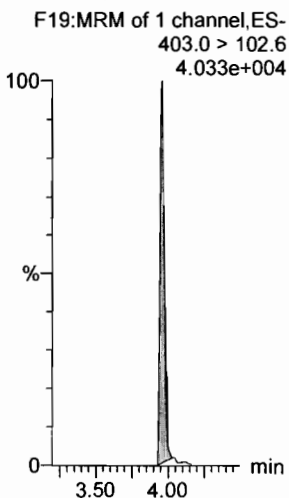
PFHpS



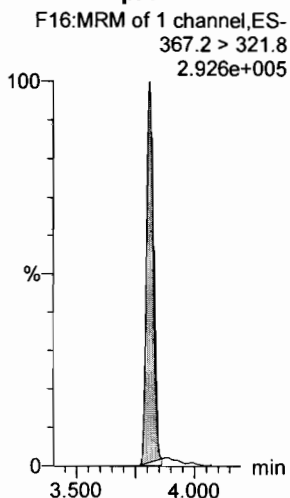
PFNA



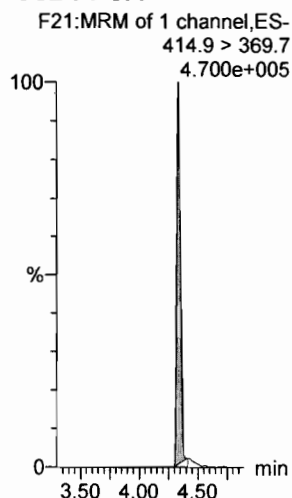
1802-PFHxS



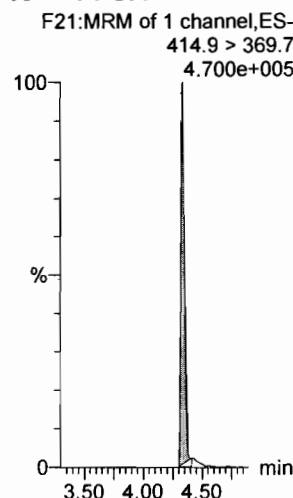
13C4-PFHpA



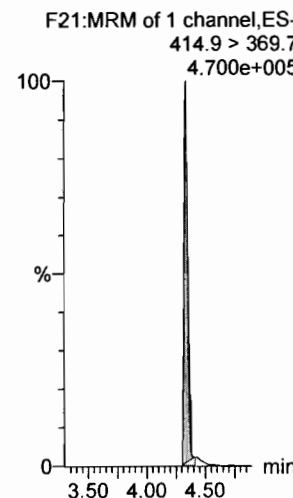
13C2-PFOA



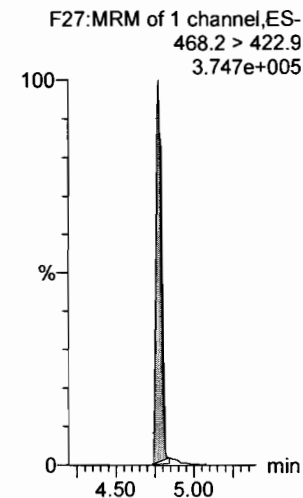
13C2-PFOA



13C2-PFOA



13C5-PFNA



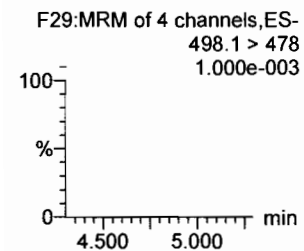
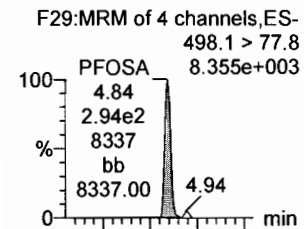
Dataset: Untitled

Last Altered: Thursday, March 01, 2018 12:45:16 Pacific Standard Time

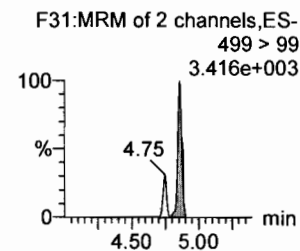
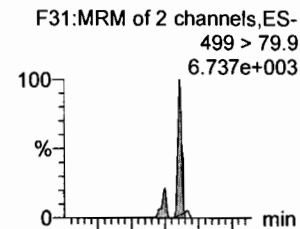
Printed: Thursday, March 01, 2018 12:45:40 Pacific Standard Time

Name: 180228M1_4, Date: 28-Feb-2018, Time: 21:07:44, ID: ST180228M1-3 PFC CS0 18B2314, Description: PFC CS0 18B2314

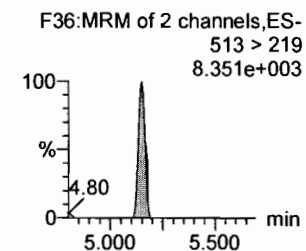
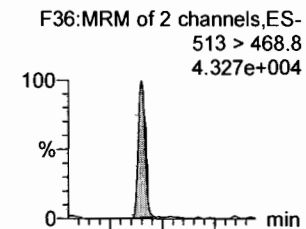
PFOSA



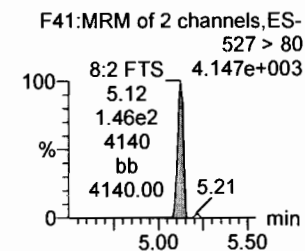
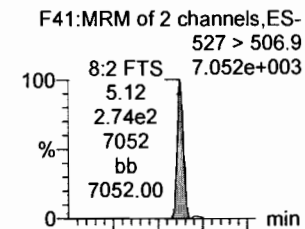
L-PFOS



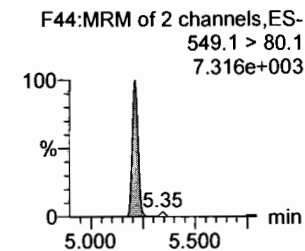
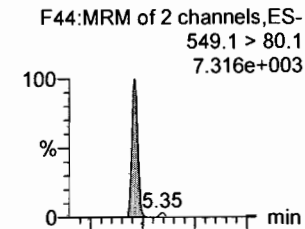
PFDA



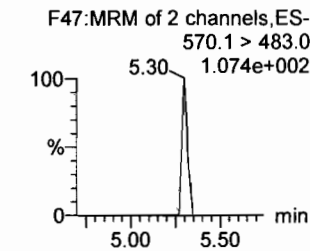
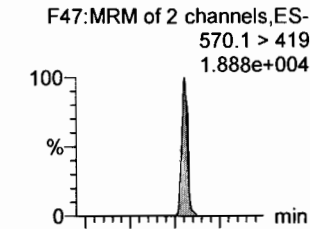
8:2 FTS



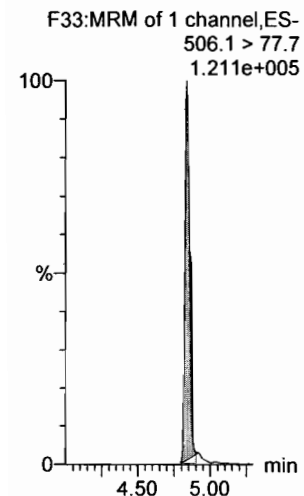
PFNS



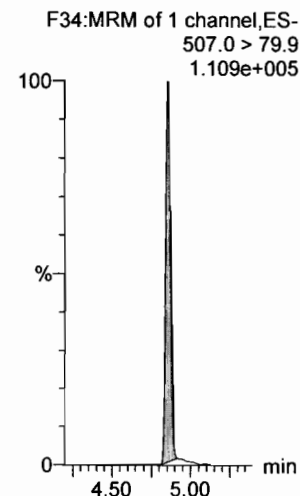
N-MeFOSAA



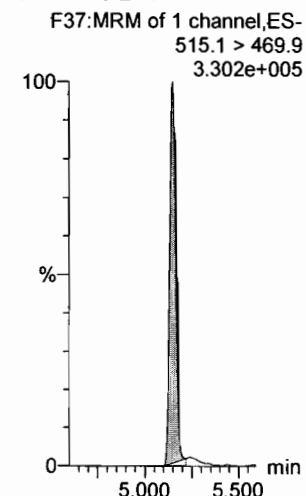
13C8-PFOSA



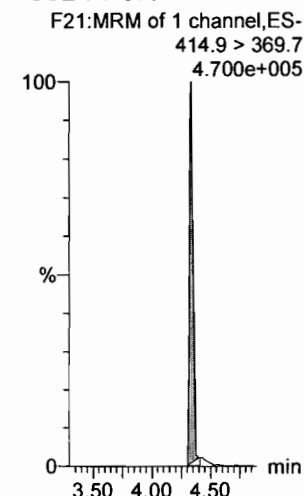
13C8-PFOS



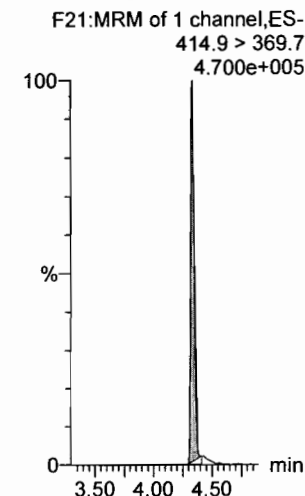
13C2-PFDA



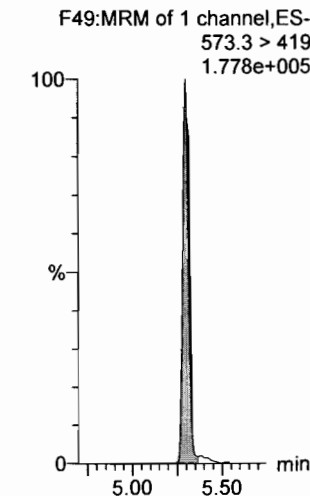
13C2-PFOA



13C2-PFOA



d3-N-MeFOSAA



Dataset: Untitled

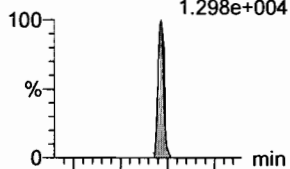
Last Altered: Thursday, March 01, 2018 12:45:16 Pacific Standard Time

Printed: Thursday, March 01, 2018 12:45:40 Pacific Standard Time

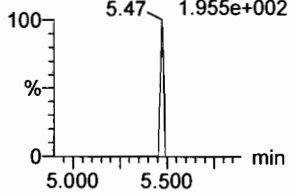
Name: 180228M1_4, Date: 28-Feb-2018, Time: 21:07:44, ID: ST180228M1-3 PFC CS0 18B2314, Description: PFC CS0 18B2314

N-EtFOSAA

F50:MRM of 2 channels,ES-
584.2 > 419
1.298e+004

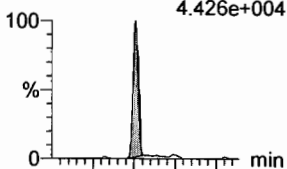


F50:MRM of 2 channels,ES-
584.2 > 483.0
1.955e+002

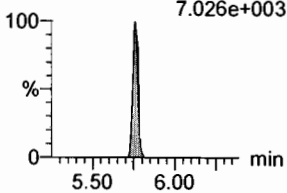


PFDoA

F53:MRM of 4 channels,ES-
612.9 > 569.0
4.426e+004

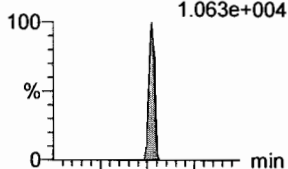


F53:MRM of 4 channels,ES-
612.9 > 318.8
7.026e+003

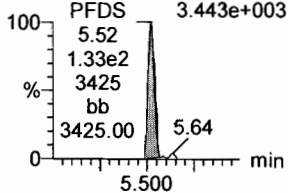


PFDS

F52:MRM of 2 channels,ES-
598.8 > 80
1.063e+004

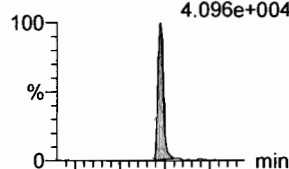


F52:MRM of 2 channels,ES-
598.8 > 98.7
3.443e+003

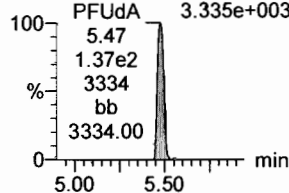


PFUdA

F45:MRM of 2 channels,ES-
563.0 > 518.9
4.096e+004

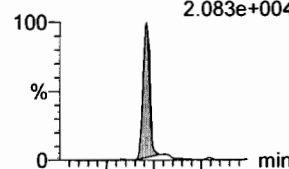


F45:MRM of 2 channels,ES-
563.0 > 269
3.335e+003

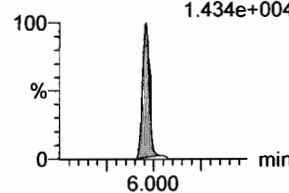


N-MeFOSA

F35:MRM of 2 channels,ES-
512.1 > 168.9
2.083e+004

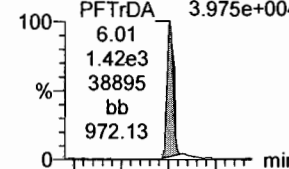


F35:MRM of 2 channels,ES-
512.1 > 219
1.434e+004

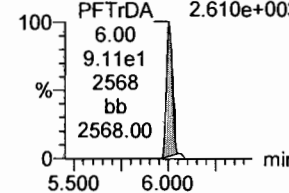


PFTrDA

F59:MRM of 2 channels,ES-
662.9 > 618.9
3.975e+004

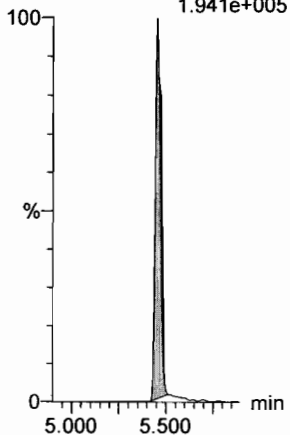


F59:MRM of 2 channels,ES-
662.9 > 319
2.610e+003



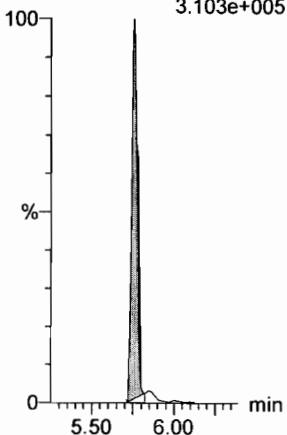
d5-N-EtFOSAA

F51:MRM of 1 channel,ES-
589.3 > 419
1.941e+005



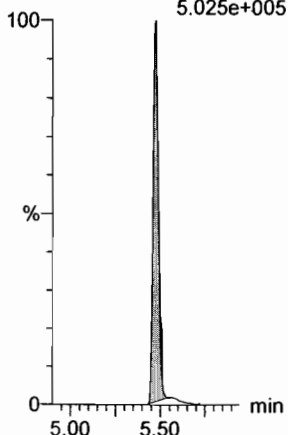
13C2-PFDoA

F54:MRM of 2 channels,ES-
615.0 > 569.7
3.103e+005



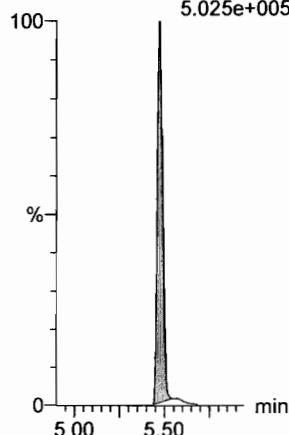
13C2-PFUdA

F46:MRM of 1 channel,ES-
565 > 519.8
5.025e+005



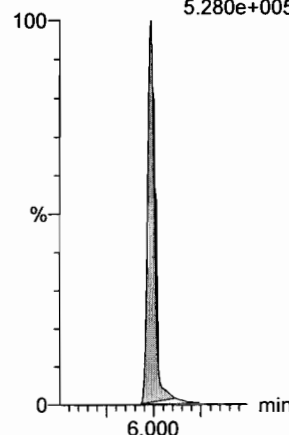
13C2-PFUdA

F46:MRM of 1 channel,ES-
565 > 519.8
5.025e+005



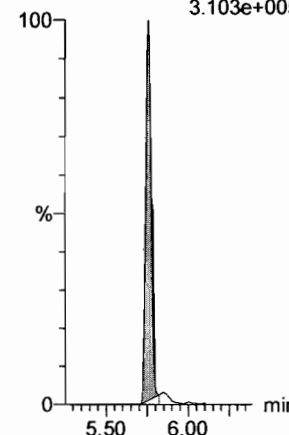
d3-N-MeFOSA

F38:MRM of 1 channel,ES-
515.2 > 168.9
5.280e+005



13C2-PFDoA

F54:MRM of 2 channels,ES-
615.0 > 569.7
3.103e+005



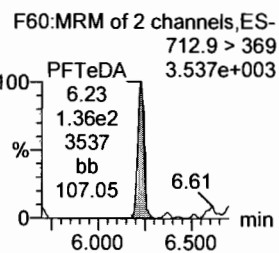
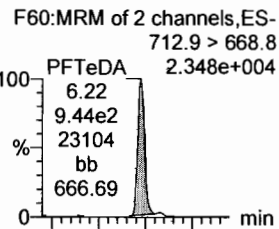
Dataset: Untitled

Last Altered: Thursday, March 01, 2018 12:45:16 Pacific Standard Time

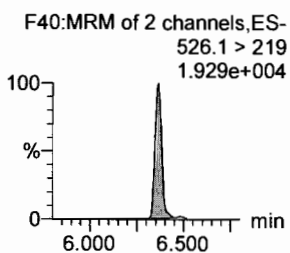
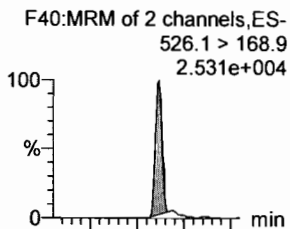
Printed: Thursday, March 01, 2018 12:45:40 Pacific Standard Time

Name: 180228M1_4, Date: 28-Feb-2018, Time: 21:07:44, ID: ST180228M1-3 PFC CS0 18B2314, Description: PFC CS0 18B2314

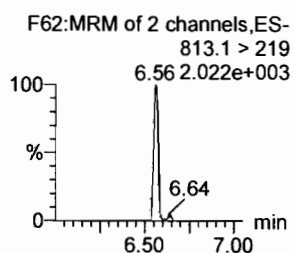
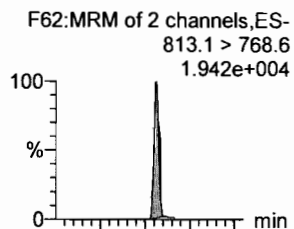
PFTeDA




N-EtFOSA



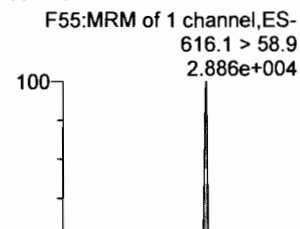
PFHxDA



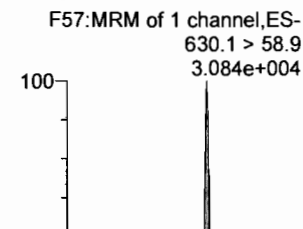
PFODA



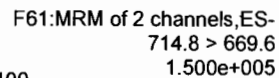
N-MeFOSE



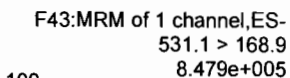
N-EtFOSE



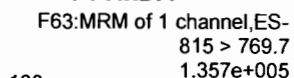
13C2-PFTeDA



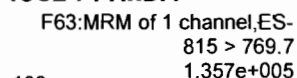
d5-N-ETFOSA



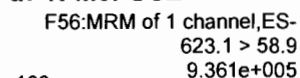
13C2-PFHxDA



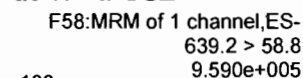
13C2-PFHxDA



d7-N-MeFOSE



d9-N-EtFOSE



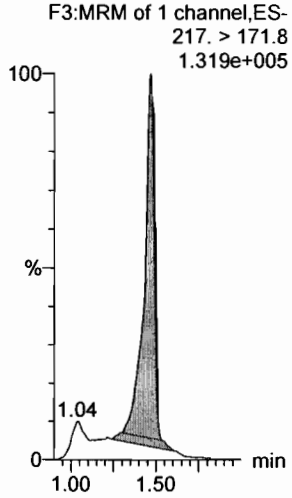
Dataset: Untitled

Last Altered: Thursday, March 01, 2018 12:45:16 Pacific Standard Time

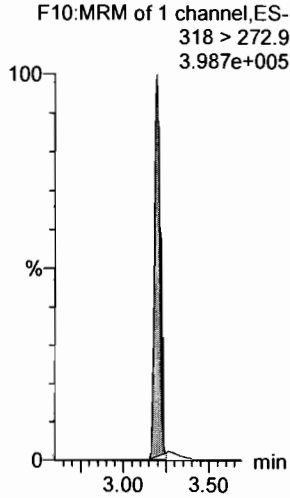
Printed: Thursday, March 01, 2018 12:45:40 Pacific Standard Time

Name: 180228M1_4, Date: 28-Feb-2018, Time: 21:07:44, ID: ST180228M1-3 PFC CS0 18B2314, Description: PFC CS0 18B2314

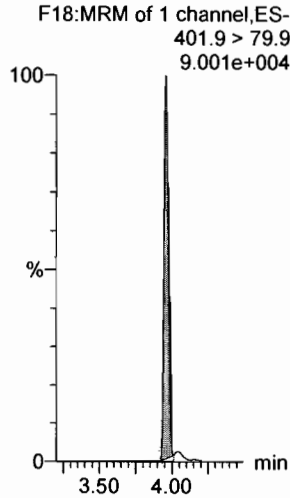
13C4-PFBA




13C5-PFHxA



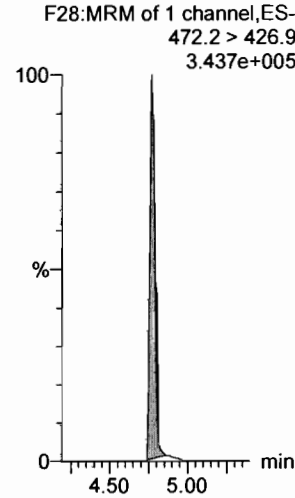
13C3-PFHxS



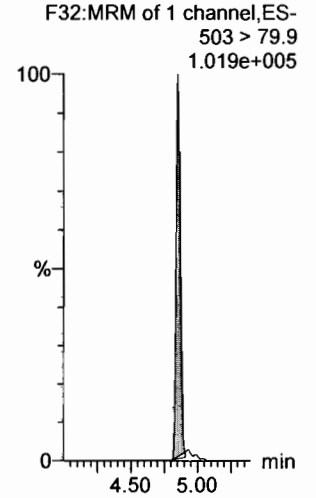
13C8-PFOA



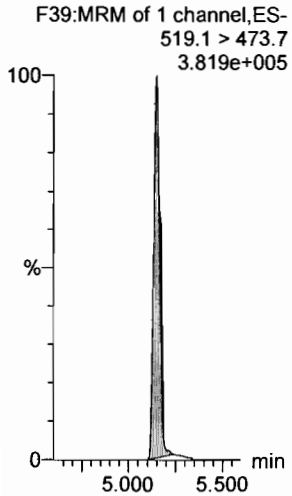
13C9-PFNA



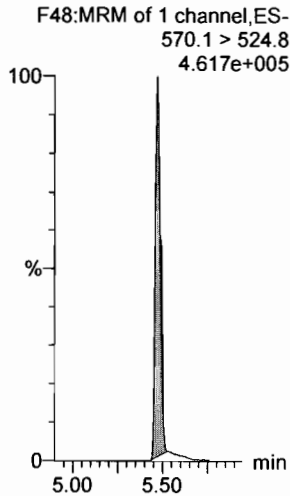
13C4-PFOS



13C6-PFDA



13C7-PFUdA



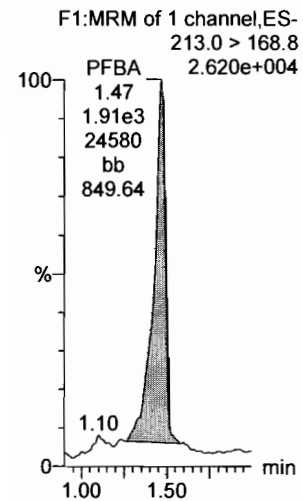
Dataset: Untitled

Last Altered: Thursday, March 01, 2018 12:45:16 Pacific Standard Time

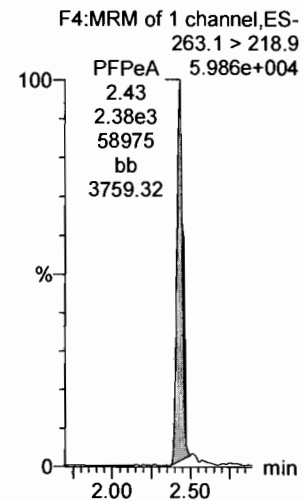
Printed: Thursday, March 01, 2018 12:45:40 Pacific Standard Time

Name: 180228M1_5, Date: 28-Feb-2018, Time: 21:19:13, ID: ST180228M1-4 PFC CS1 18B2315, Description: PFC CS1 18B2315

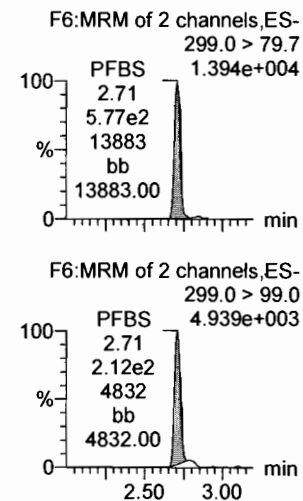
PFBA




PFPeA



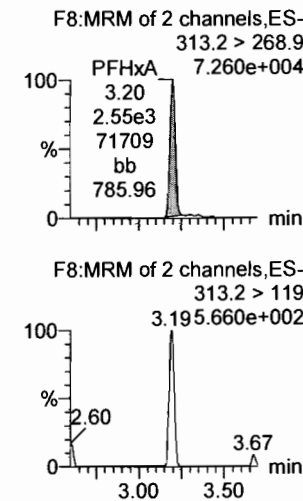
PFBS



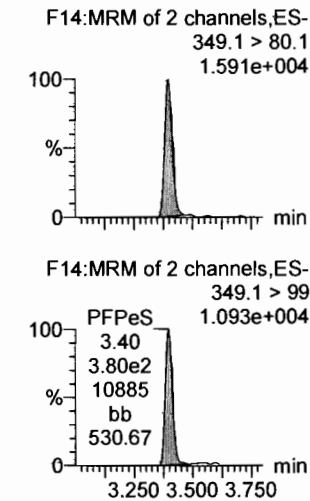
4:2 FTS



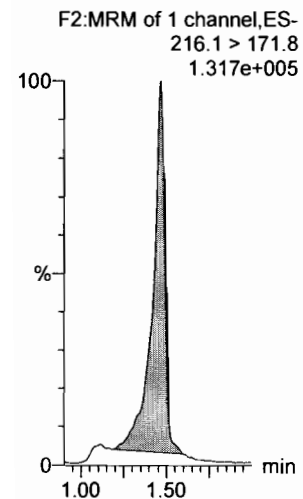
PFHxA



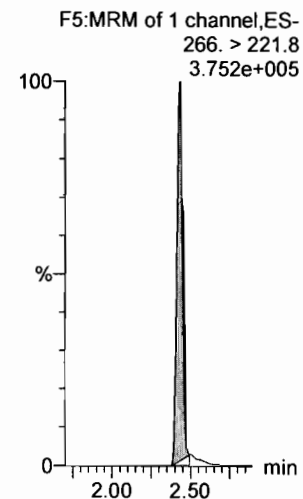
PFPeS



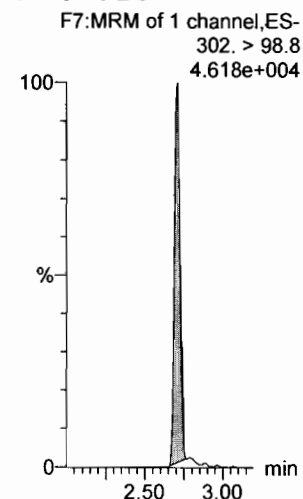
13C3-PFBA



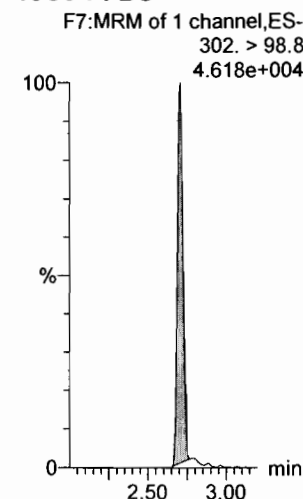
13C3-PFPeA



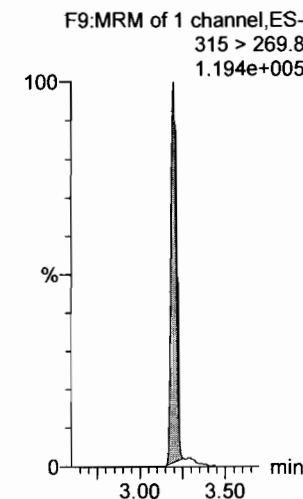
13C3-PFBS



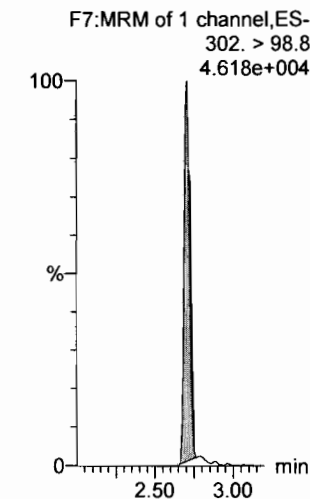
13C3-PFBS



13C2-PFHxA



13C3-PFBS



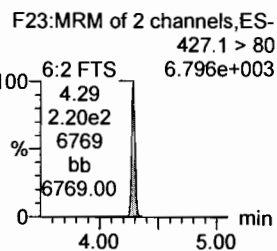
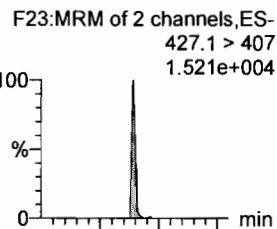
Dataset: Untitled

Last Altered: Thursday, March 01, 2018 12:45:16 Pacific Standard Time

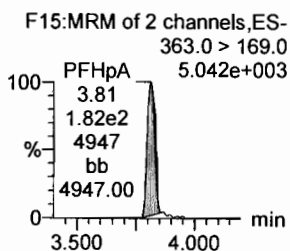
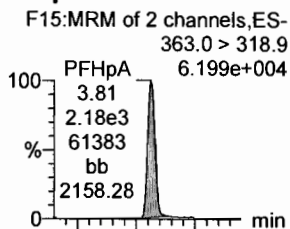
Printed: Thursday, March 01, 2018 12:45:40 Pacific Standard Time

Name: 180228M1_5, Date: 28-Feb-2018, Time: 21:19:13, ID: ST180228M1-4 PFC CS1 18B2315, Description: PFC CS1 18B2315

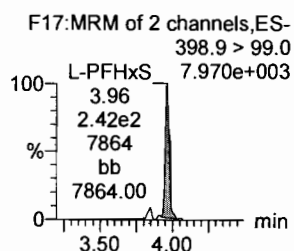

6:2 FTS



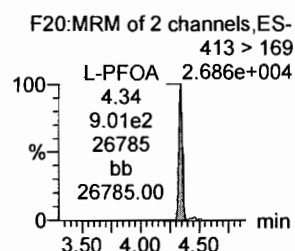
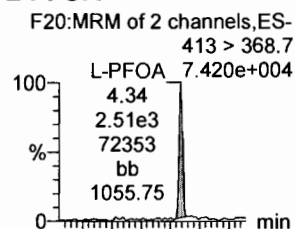
PFHpA



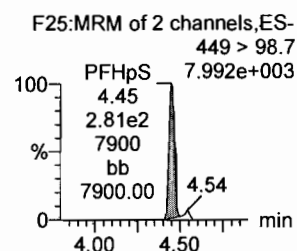
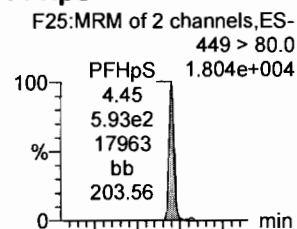
L-PFHxS



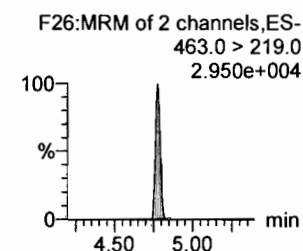
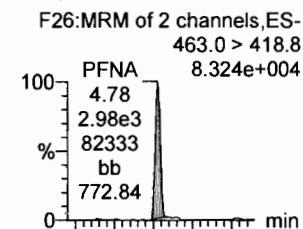
L-PFOA




PFHpS



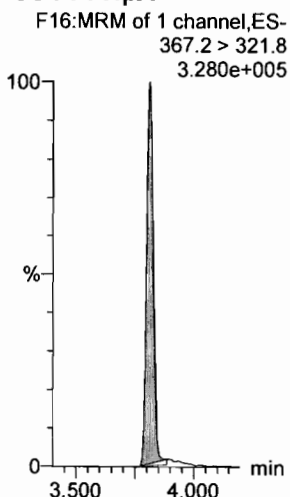
PFNA



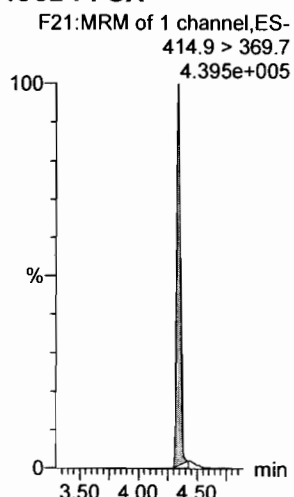
1802-PFHxS




13C4-PFHpA



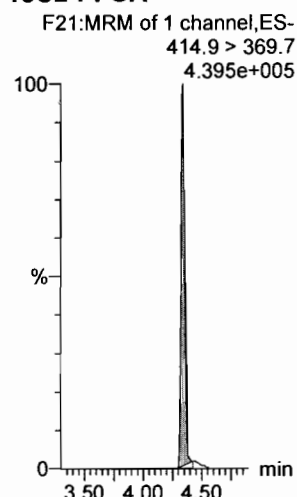
13C2-PFOA



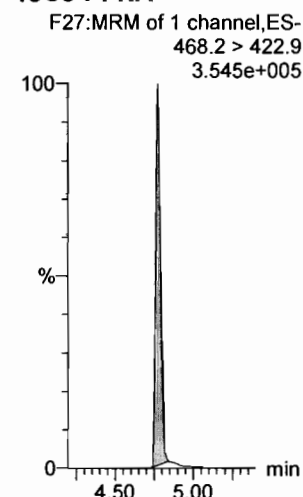
13C2-PFOA



13C2-PFOA



13C5-PFNA



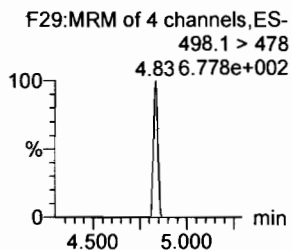
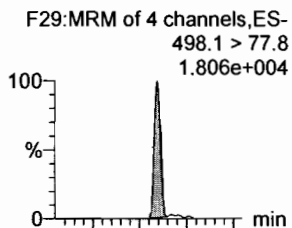
Dataset: Untitled

Last Altered: Thursday, March 01, 2018 12:45:16 Pacific Standard Time

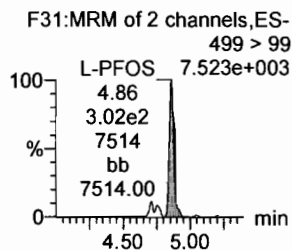
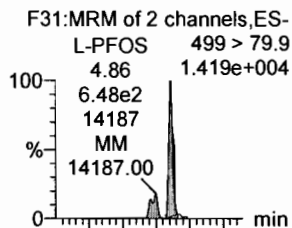
Printed: Thursday, March 01, 2018 12:45:40 Pacific Standard Time

Name: 180228M1_5, Date: 28-Feb-2018, Time: 21:19:13, ID: ST180228M1-4 PFC CS1 18B2315, Description: PFC CS1 18B2315

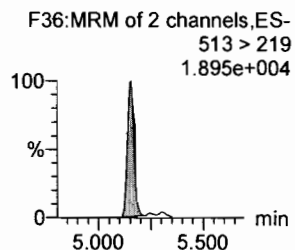
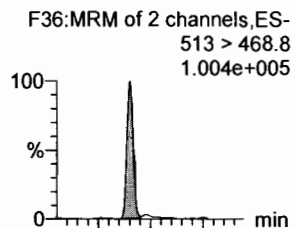
PFOSA



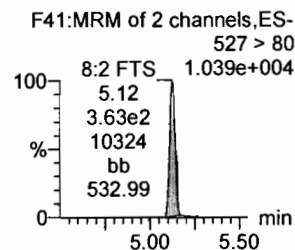
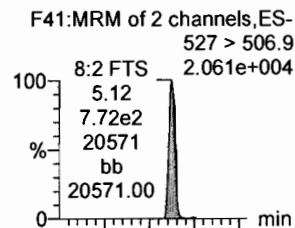
L-PFOS



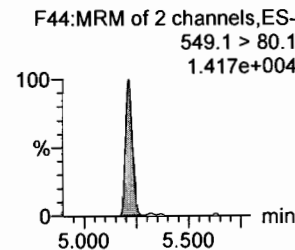
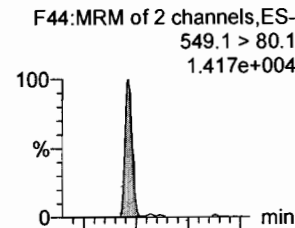
PFDA



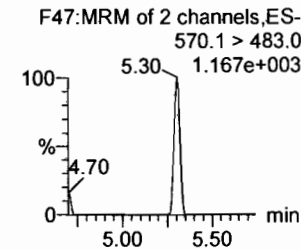
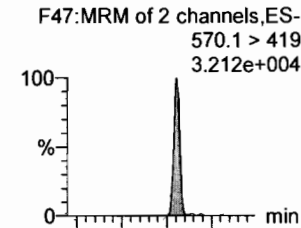
8:2 FTS




PFNS



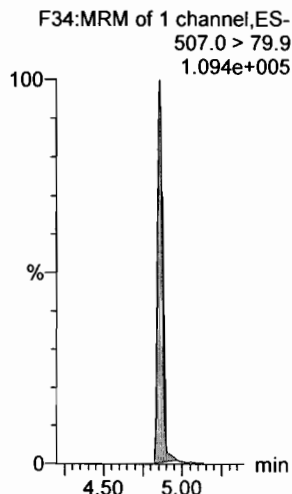
N-MeFOSAA



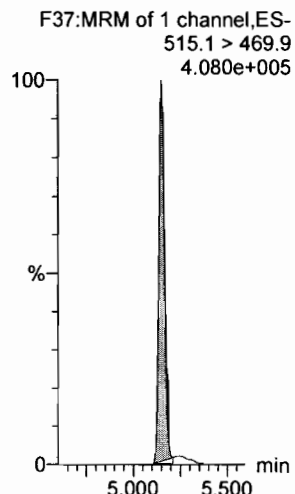
13C8-PFOSA



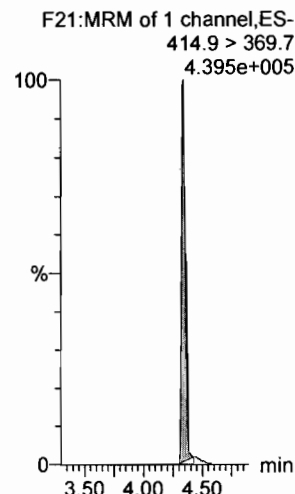
13C8-PFOS



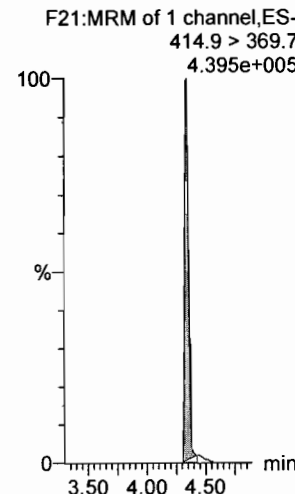
13C2-PFDA



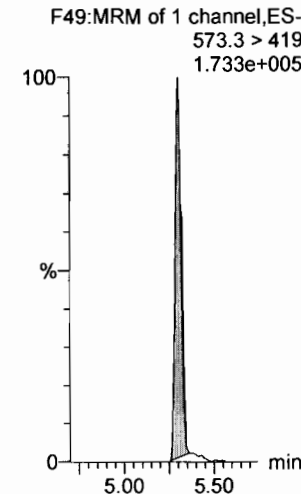
13C2-PFOA



13C2-PFOA



d3-N-MeFOSAA



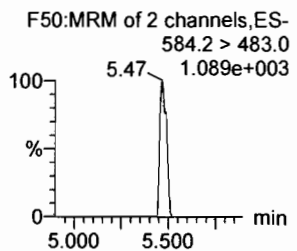
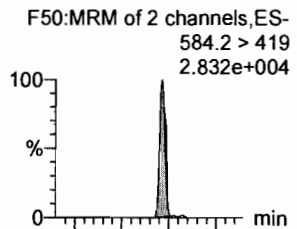
Dataset: Untitled

Last Altered: Thursday, March 01, 2018 12:45:16 Pacific Standard Time

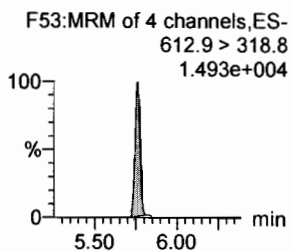
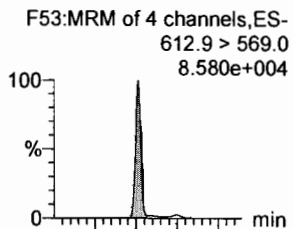
Printed: Thursday, March 01, 2018 12:45:40 Pacific Standard Time

Name: 180228M1_5, Date: 28-Feb-2018, Time: 21:19:13, ID: ST180228M1-4 PFC CS1 18B2315, Description: PFC CS1 18B2315

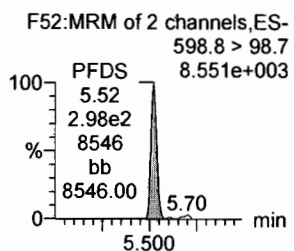
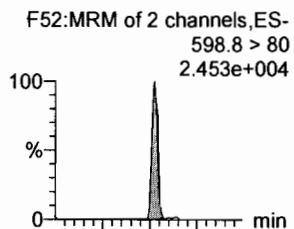
N-EtFOSAA



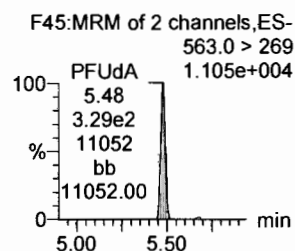
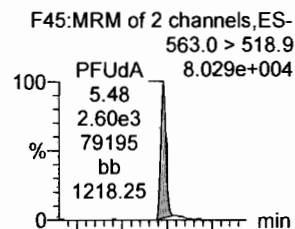
PFDoA



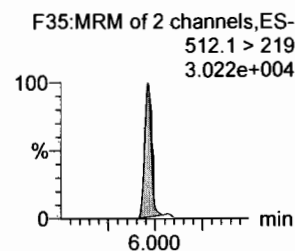
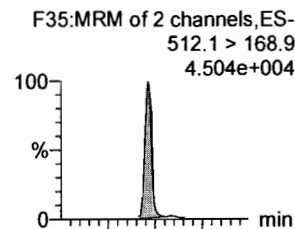
PFDS



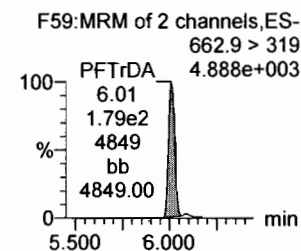
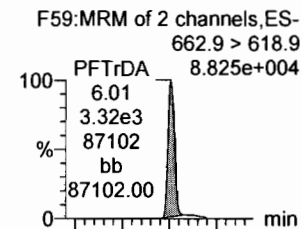
PFUdA



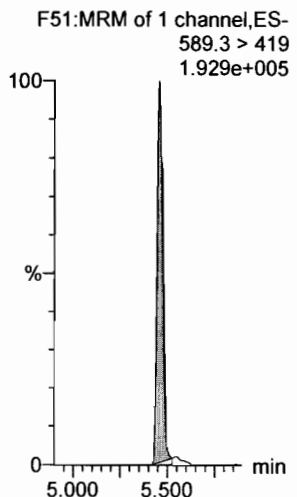
N-MeFOSA



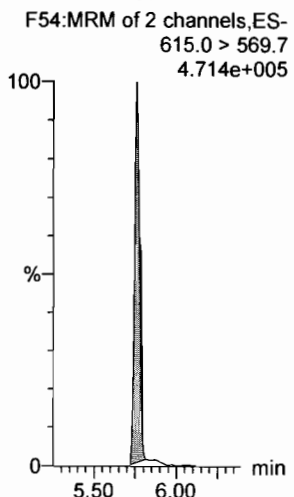
PFTrDA



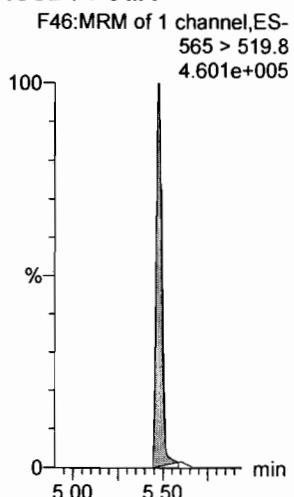
d5-N-EtFOSAA



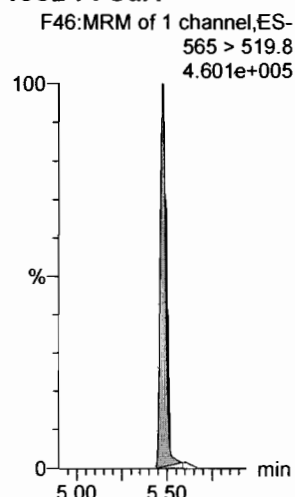
13C2-PFDoA



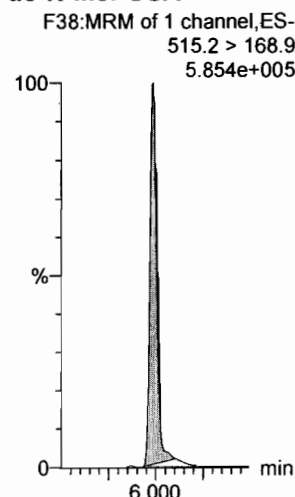
13C2-PFUdA



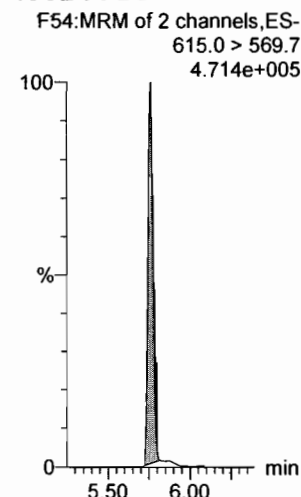
13C2-PFUdA



d3-N-MeFOSA



13C2-PFDoA



Dataset: Untitled

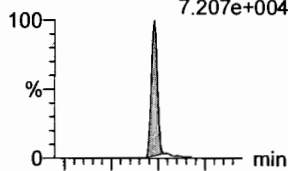
Last Altered: Thursday, March 01, 2018 12:45:16 Pacific Standard Time

Printed: Thursday, March 01, 2018 12:45:40 Pacific Standard Time

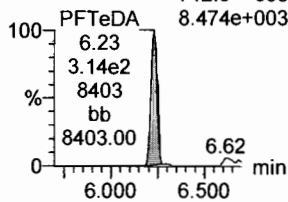
Name: 180228M1_5, Date: 28-Feb-2018, Time: 21:19:13, ID: ST180228M1-4 PFC CS1 18B2315, Description: PFC CS1 18B2315

PFTeDA

F60:MRM of 2 channels,ES-
712.9 > 668.8
7.207e+004

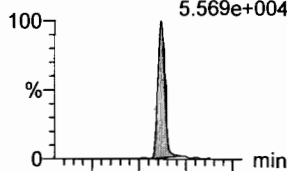


F60:MRM of 2 channels,ES-
712.9 > 369
8.474e+003

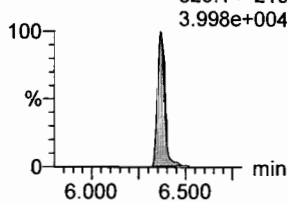


N-EtFOSA

F40:MRM of 2 channels,ES-
526.1 > 168.9
5.569e+004

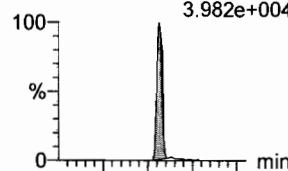


F40:MRM of 2 channels,ES-
526.1 > 219
3.998e+004

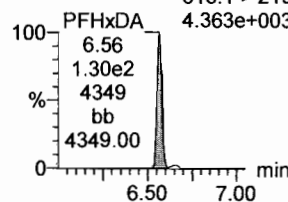


PFHxDA

F62:MRM of 2 channels,ES-
813.1 > 768.6
3.982e+004




F62:MRM of 2 channels,ES-
813.1 > 219
4.363e+003



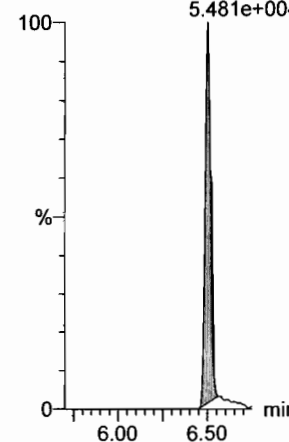
PFODA

F64:MRM of 1 channel,ES-
913.1 > 868.8
5.473e+004



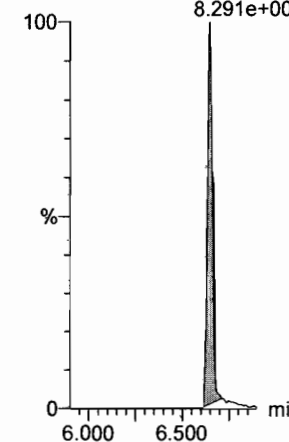
N-MeFOSE

F55:MRM of 1 channel,ES-
616.1 > 58.9
5.481e+004



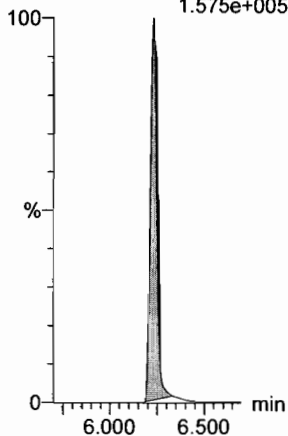
N-EtFOSE

F57:MRM of 1 channel,ES-
630.1 > 58.9
8.291e+004



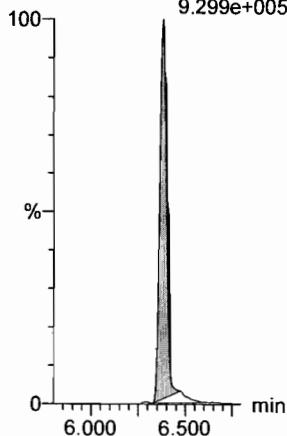
13C2-PFTeDA

F61:MRM of 2 channels,ES-
714.8 > 669.6
1.575e+005



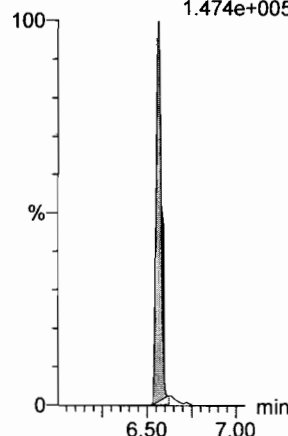
d5-N-ETFOSA

F43:MRM of 1 channel,ES-
531.1 > 168.9
9.299e+005



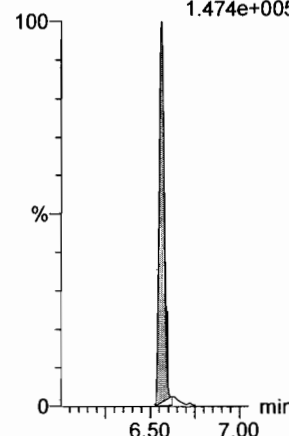
13C2-PFHxDA

F63:MRM of 1 channel,ES-
815 > 769.7
1.474e+005



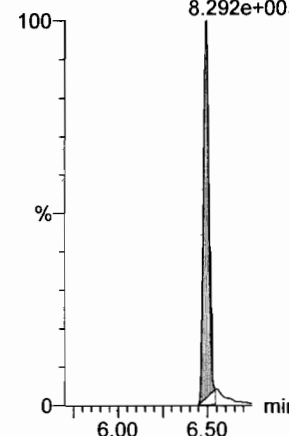
13C2-PFHxDA

F63:MRM of 1 channel,ES-
815 > 769.7
1.474e+005



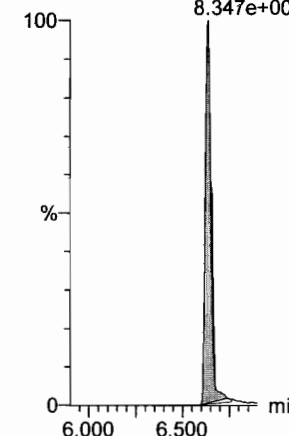
d7-N-MeFOSE

F56:MRM of 1 channel,ES-
623.1 > 58.9
8.292e+005



d9-N-EtFOSE

F58:MRM of 1 channel,ES-
639.2 > 58.8
8.347e+005



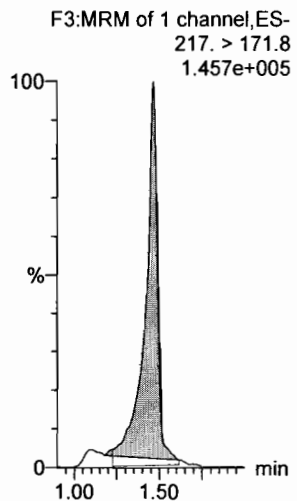
Dataset: Untitled

Last Altered: Thursday, March 01, 2018 12:45:16 Pacific Standard Time

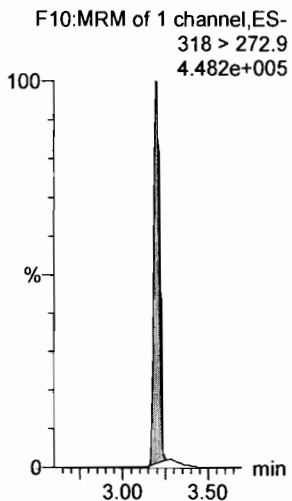
Printed: Thursday, March 01, 2018 12:45:40 Pacific Standard Time

Name: 180228M1_5, Date: 28-Feb-2018, Time: 21:19:13, ID: ST180228M1-4 PFC CS1 18B2315, Description: PFC CS1 18B2315

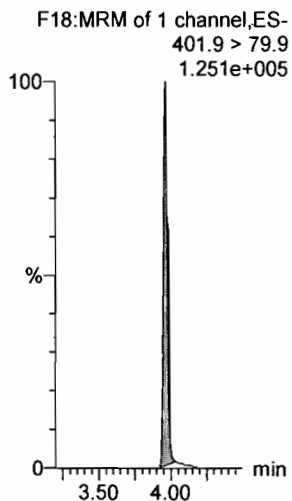
13C4-PFBA



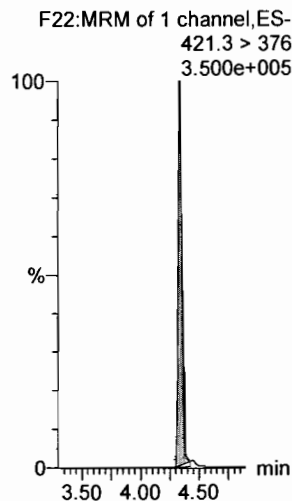
13C5-PFHxA



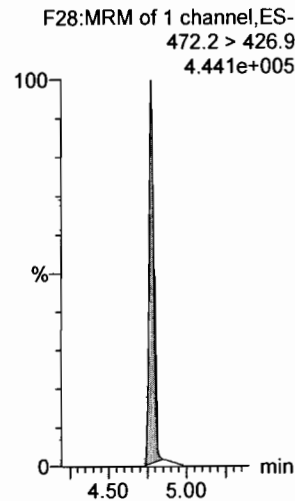
13C3-PFHxS



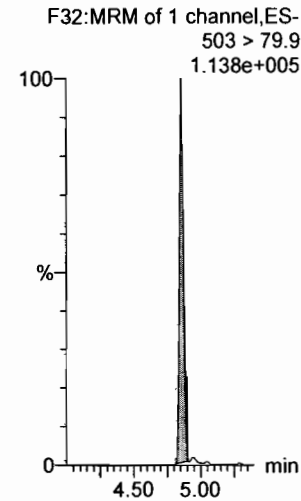
13C8-PFOA



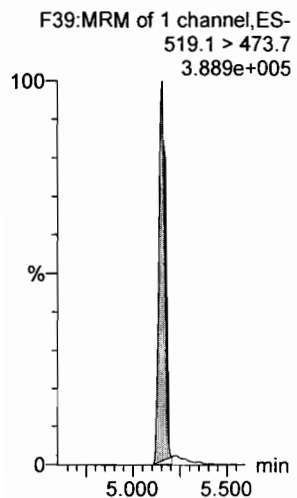
13C9-PFNA



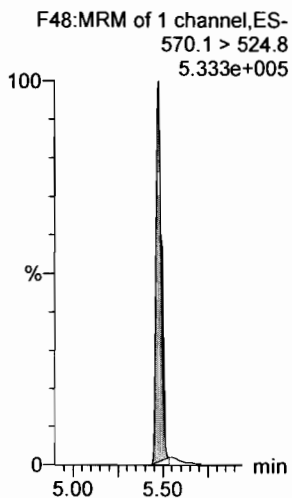
13C4-PFOS



13C6-PFDA



13C7-PFUdA



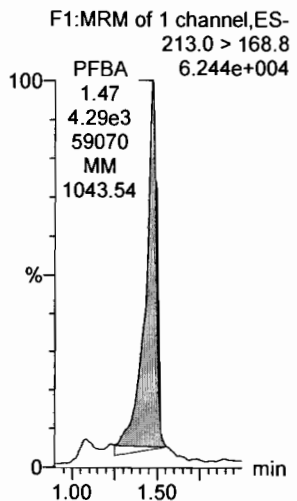
Dataset: Untitled

Last Altered: Thursday, March 01, 2018 12:45:16 Pacific Standard Time

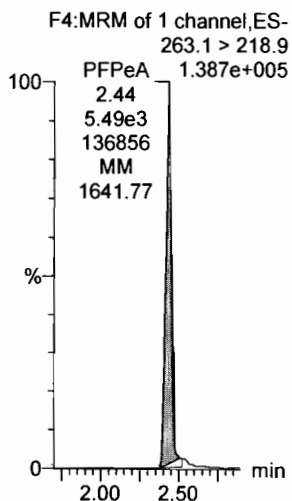
Printed: Thursday, March 01, 2018 12:45:40 Pacific Standard Time

Name: 180228M1_6, Date: 28-Feb-2018, Time: 21:30:43, ID: ST180228M1-5 PFC CS2 18B2316, Description: PFC CS2 18B2316

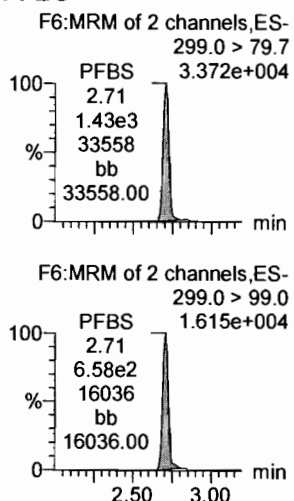
PFBA



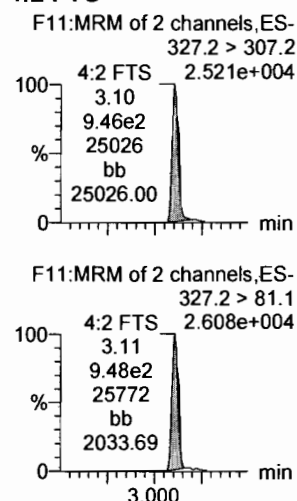
PFPeA




PFBS



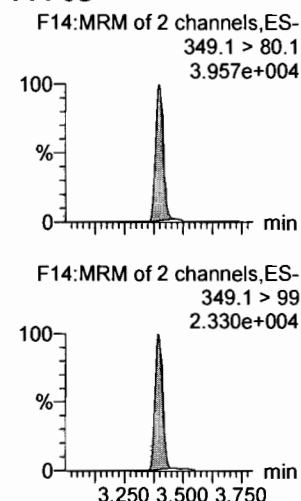
4:2 FTS



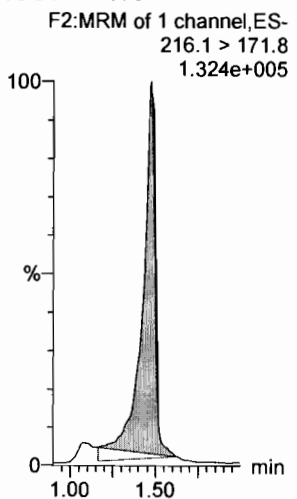
PFHxA



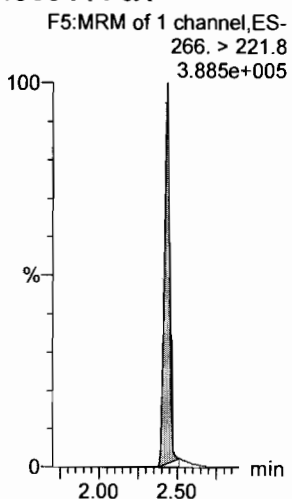
PFPeS



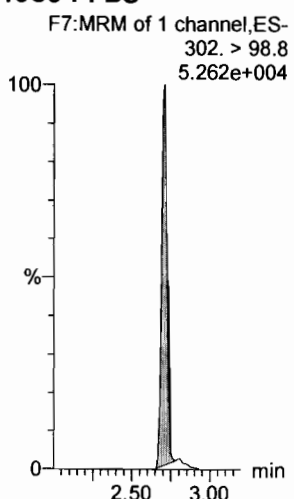
13C3-PFBA



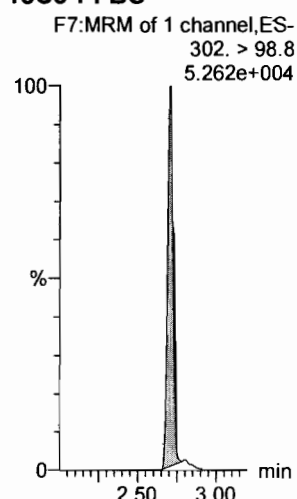
13C3-PFPeA



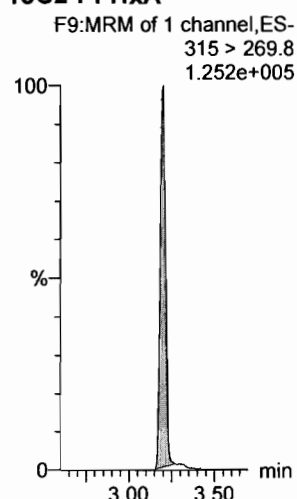
13C3-PFBS



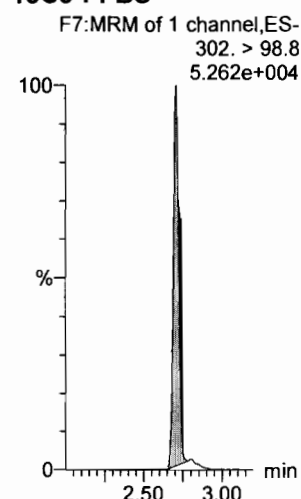
13C3-PFBS



13C2-PFHxA



13C3-PFBS



Dataset: Untitled

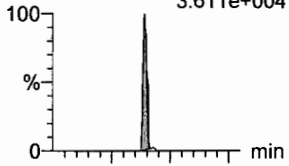
Last Altered: Thursday, March 01, 2018 12:45:16 Pacific Standard Time

Printed: Thursday, March 01, 2018 12:45:40 Pacific Standard Time

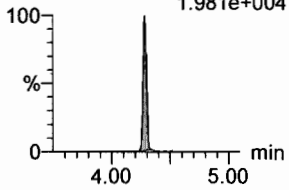
Name: 180228M1_6, Date: 28-Feb-2018, Time: 21:30:43, ID: ST180228M1-5 PFC CS2 18B2316, Description: PFC CS2 18B2316

6:2 FTS

F23:MRM of 2 channels,ES-
427.1 > 407
3.611e+004

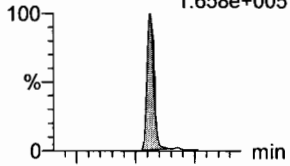


F23:MRM of 2 channels,ES-
427.1 > 80
1.981e+004

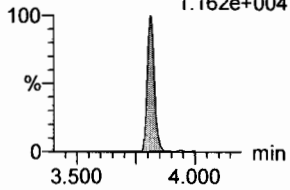


PFHpA

F15:MRM of 2 channels,ES-
363.0 > 318.9
1.658e+005

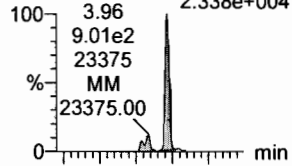


F15:MRM of 2 channels,ES-
363.0 > 169.0
1.162e+004

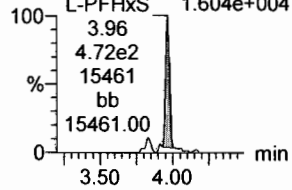


L-PFHxS

F17:MRM of 2 channels,ES-
398.9 > 79.6
2.338e+004

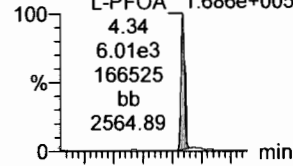


F17:MRM of 2 channels,ES-
398.9 > 99.0
1.604e+004

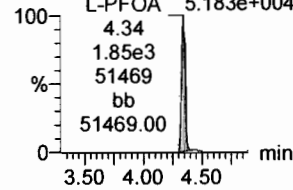


L-PFOA

F20:MRM of 2 channels,ES-
413 > 368.7
1.686e+005

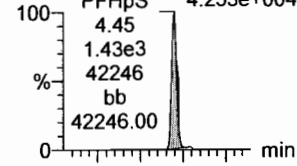


F20:MRM of 2 channels,ES-
413 > 169
5.183e+004

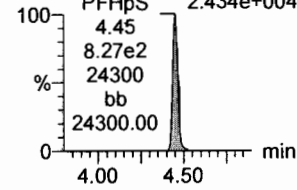


PFHpS

F25:MRM of 2 channels,ES-
449 > 80.0
4.253e+004

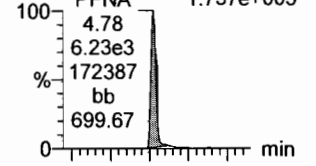


F25:MRM of 2 channels,ES-
449 > 98.7
2.434e+004

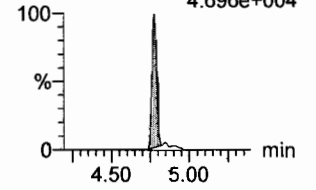


PFNA

F26:MRM of 2 channels,ES-
463.0 > 418.8
1.737e+005

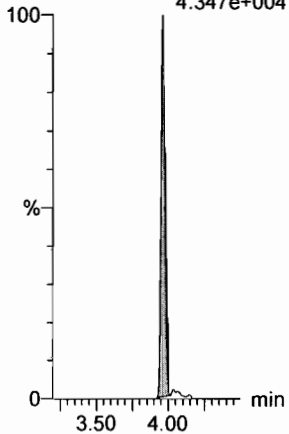


F26:MRM of 2 channels,ES-
463.0 > 219.0
4.696e+004



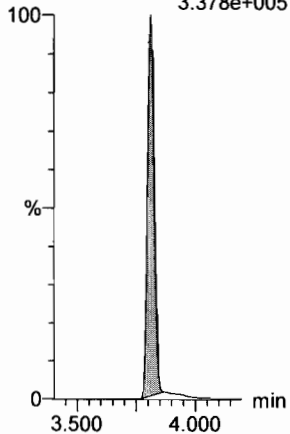
1802-PFHxS

F19:MRM of 1 channel,ES-
403.0 > 102.6
4.347e+004



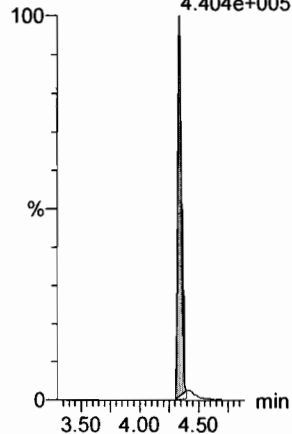
13C4-PFHpA

F16:MRM of 1 channel,ES-
367.2 > 321.8
3.378e+005



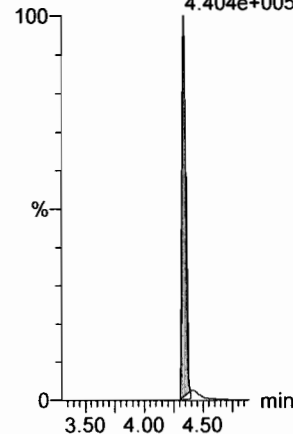
13C2-PFOA

F21:MRM of 1 channel,ES-
414.9 > 369.7
4.404e+005



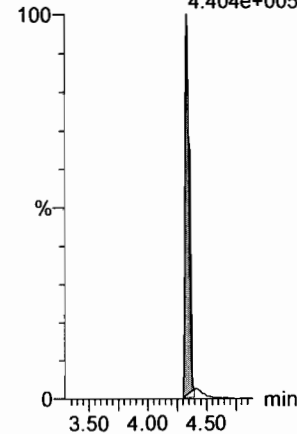
13C2-PFOA

F21:MRM of 1 channel,ES-
414.9 > 369.7
4.404e+005



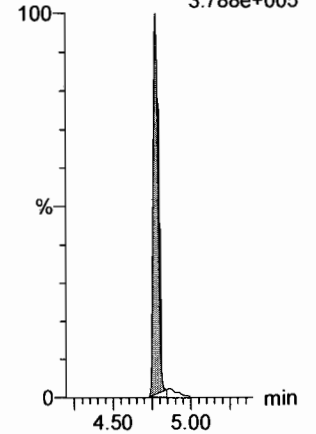
13C2-PFOA

F21:MRM of 1 channel,ES-
414.9 > 369.7
4.404e+005



13C5-PFNA

F27:MRM of 1 channel,ES-
468.2 > 422.9
3.788e+005



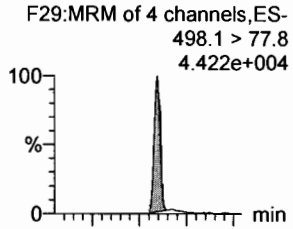
Dataset: Untitled

Last Altered: Thursday, March 01, 2018 12:45:16 Pacific Standard Time

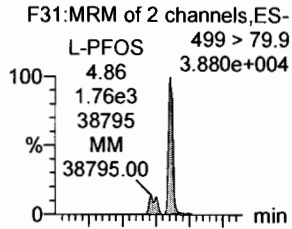
Printed: Thursday, March 01, 2018 12:45:40 Pacific Standard Time

Name: 180228M1_6, Date: 28-Feb-2018, Time: 21:30:43, ID: ST180228M1-5 PFC CS2 18B2316, Description: PFC CS2 18B2316

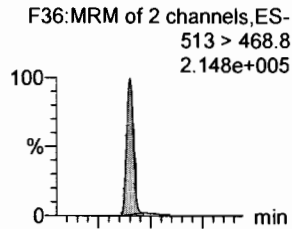
PFOSA



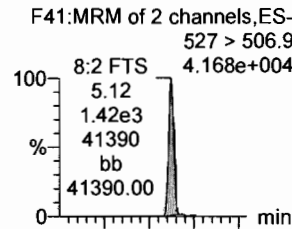
L-PFOS



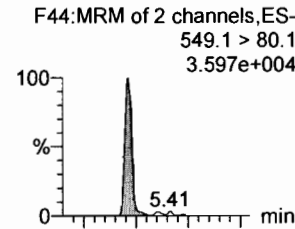
PFDA



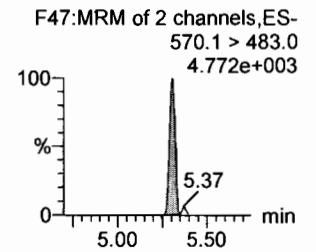
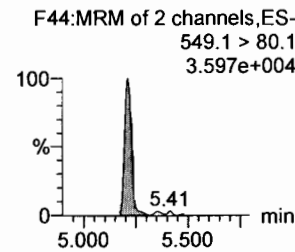
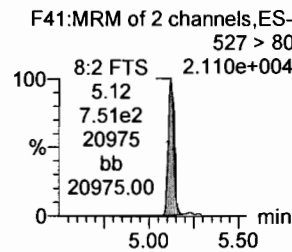
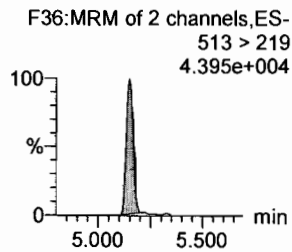
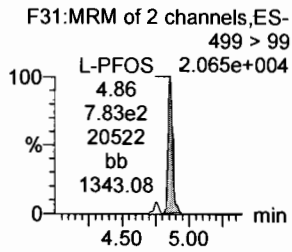
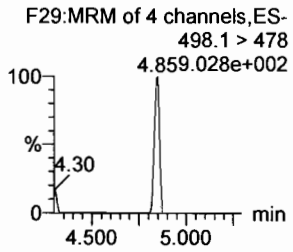
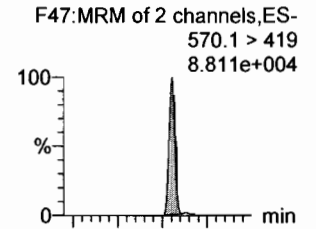
8:2 FTS



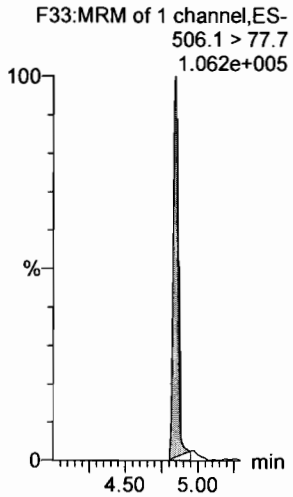
PFNS



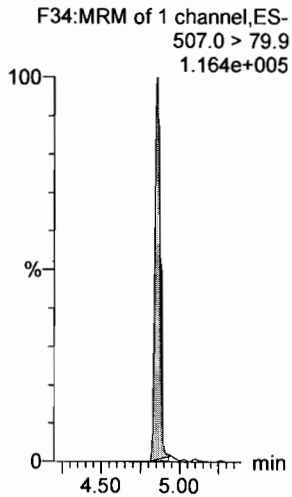
N-MeFOSAA



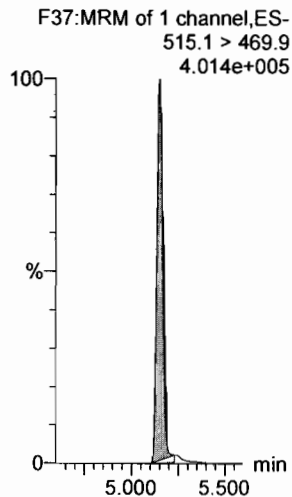
13C8-PFOA



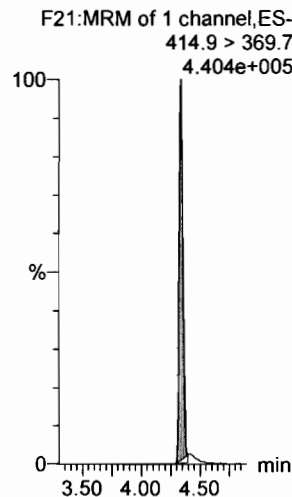
13C8-PFOS



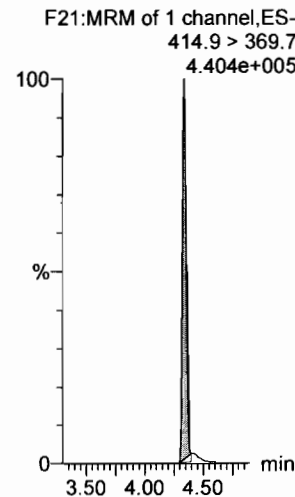
13C2-PFDA




13C2-PFOA



13C2-PFOA



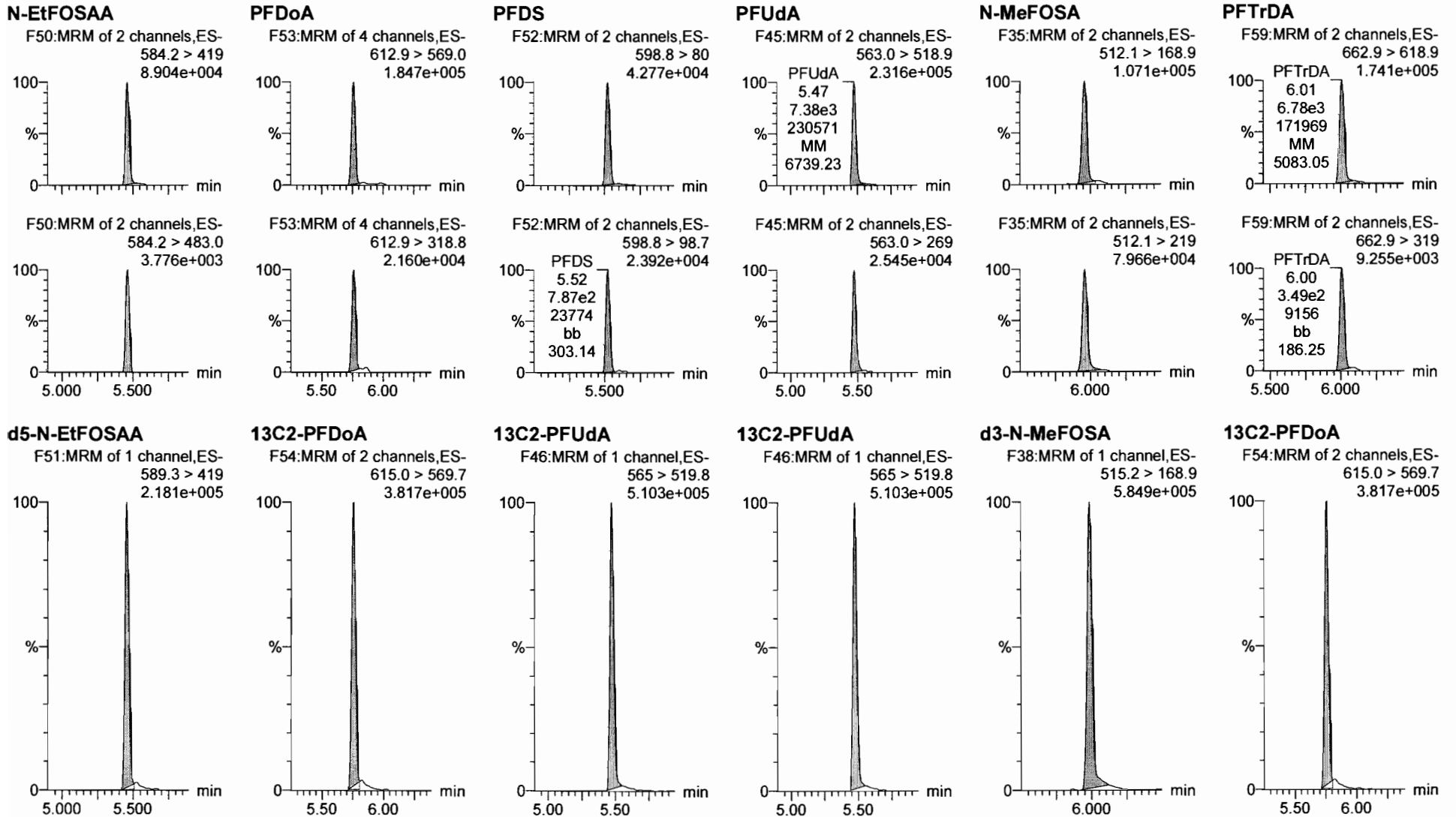
d3-N-MeFOSAA



Dataset: Untitled

Last Altered: Thursday, March 01, 2018 12:45:16 Pacific Standard Time
Printed: Thursday, March 01, 2018 12:45:40 Pacific Standard Time

Name: 180228M1_6, Date: 28-Feb-2018, Time: 21:30:43, ID: ST180228M1-5 PFC CS2 18B2316, Description: PFC CS2 18B2316



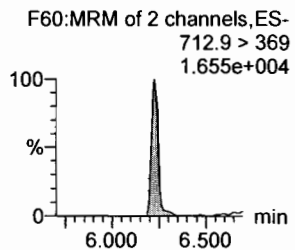
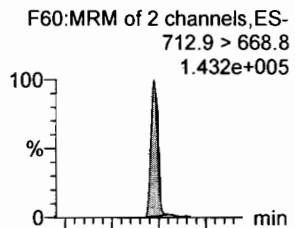
Dataset: Untitled

Last Altered: Thursday, March 01, 2018 12:45:16 Pacific Standard Time

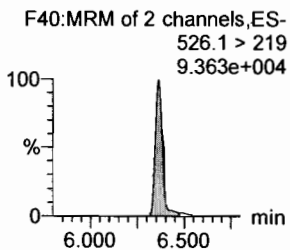
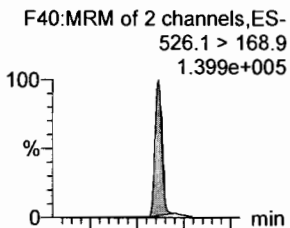
Printed: Thursday, March 01, 2018 12:45:40 Pacific Standard Time

Name: 180228M1_6, Date: 28-Feb-2018, Time: 21:30:43, ID: ST180228M1-5 PFC CS2 18B2316, Description: PFC CS2 18B2316

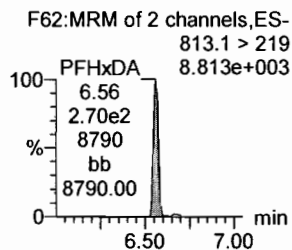
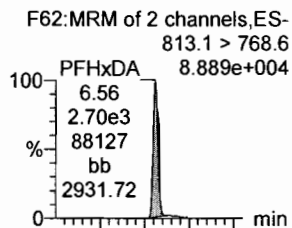
PFTeDA




N-EtFOSA



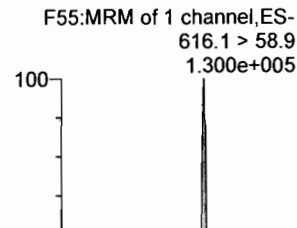
PFHxDA



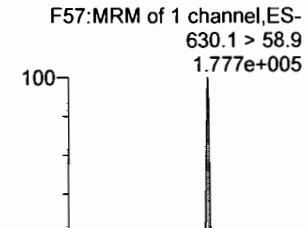
PFODA



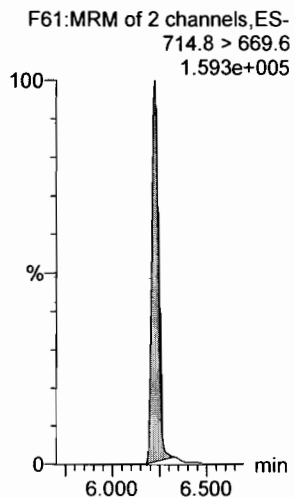
N-MeFOSE



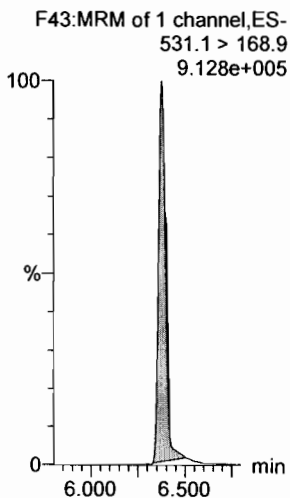
N-EtFOSE



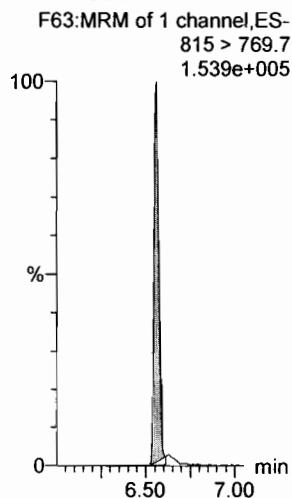
13C2-PFTeDA



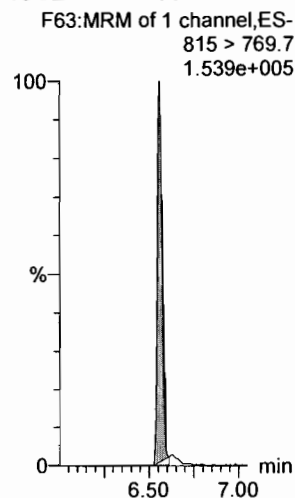
d5-N-ETFOSA



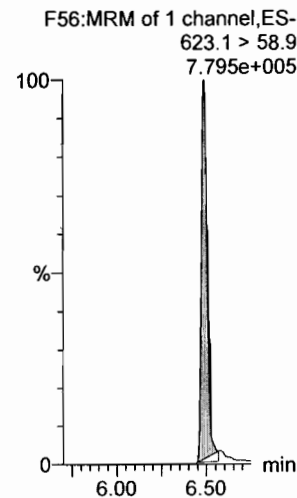
13C2-PFHxDA



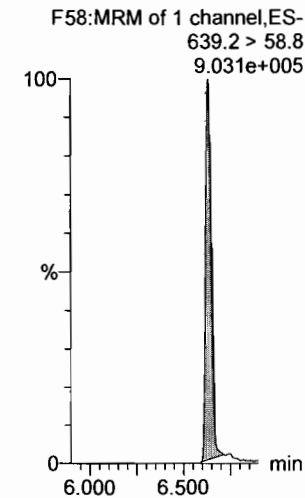
13C2-PFHxDA



d7-N-MeFOSE



d9-N-EtFOSE



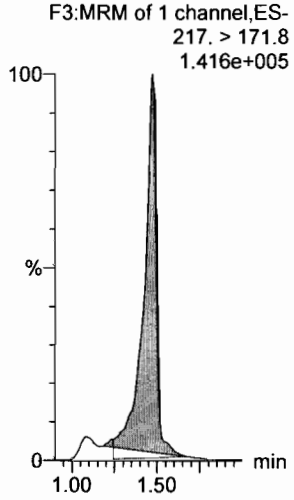
Dataset: Untitled

Last Altered: Thursday, March 01, 2018 12:45:16 Pacific Standard Time

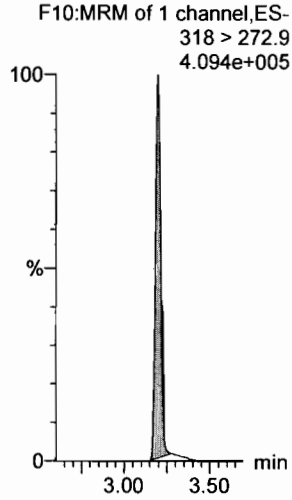
Printed: Thursday, March 01, 2018 12:45:40 Pacific Standard Time

Name: 180228M1_6, Date: 28-Feb-2018, Time: 21:30:43, ID: ST180228M1-5 PFC CS2 18B2316, Description: PFC CS2 18B2316

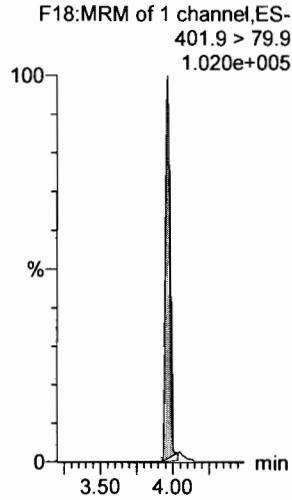
13C4-PFBA



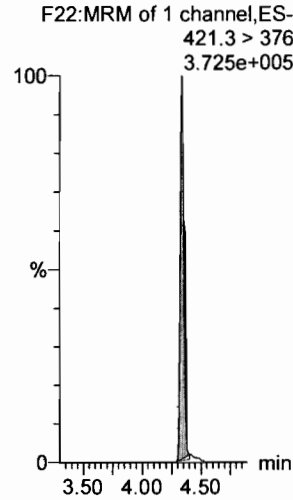
13C5-PFHxA



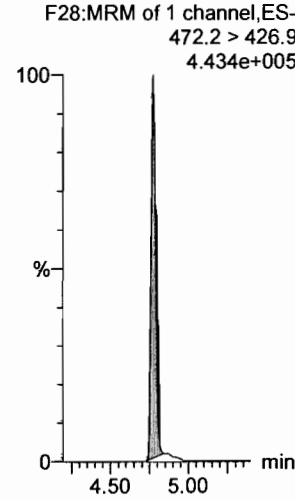
13C3-PFHxS



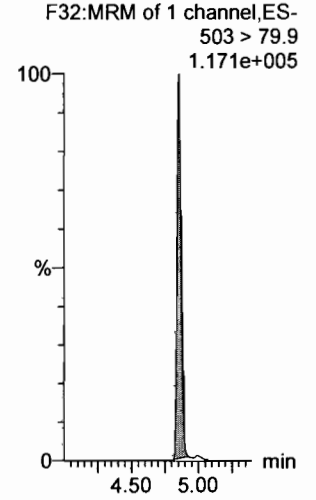
13C8-PFOA



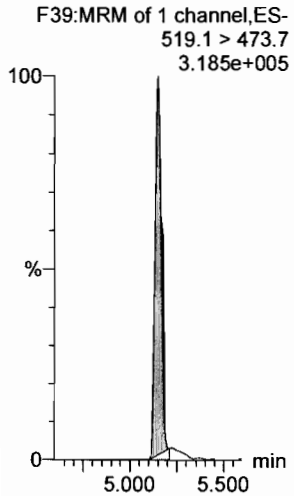
13C9-PFNA




13C4-PFOS



13C6-PFDA



13C7-PFUdA



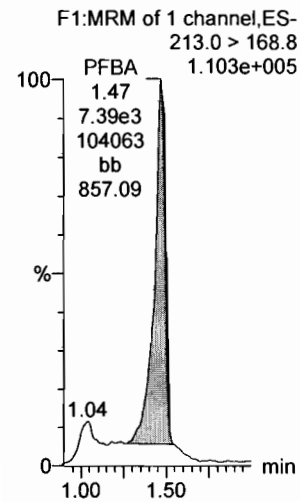
Dataset: Untitled

Last Altered: Thursday, March 01, 2018 12:45:16 Pacific Standard Time

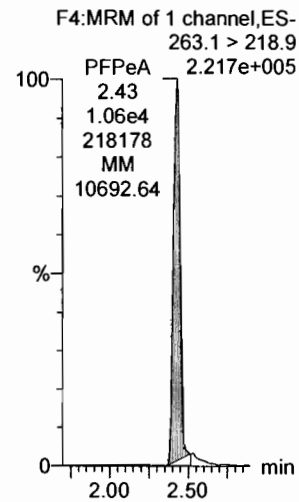
Printed: Thursday, March 01, 2018 12:45:40 Pacific Standard Time

Name: 180228M1_7, Date: 28-Feb-2018, Time: 21:42:12, ID: ST180228M1-6 PFC CS3 18B2317, Description: PFC CS3 18B2317

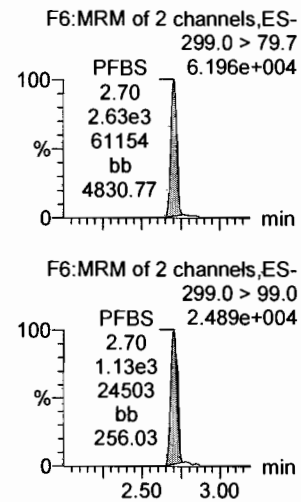
PFBA



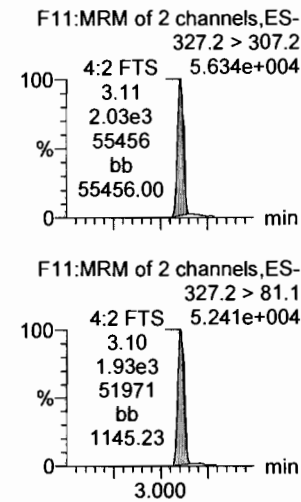
PFPeA



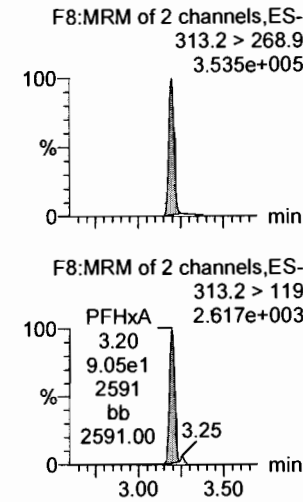
PFBS



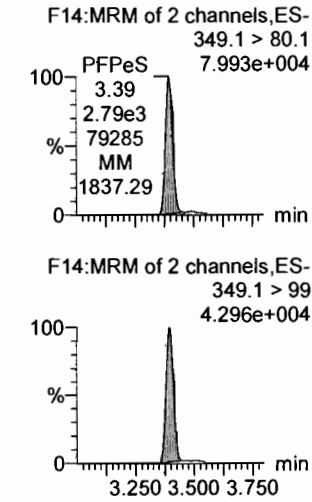
4:2 FTS



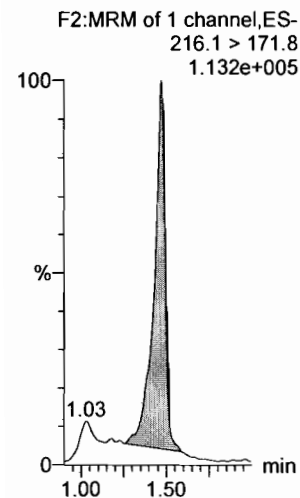
PFHxA



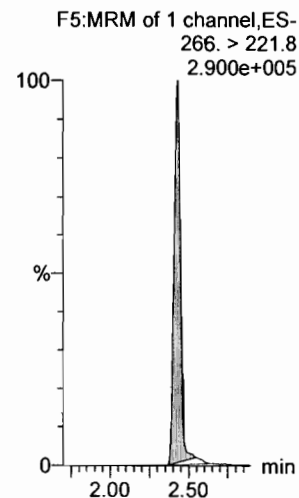
PFPeS



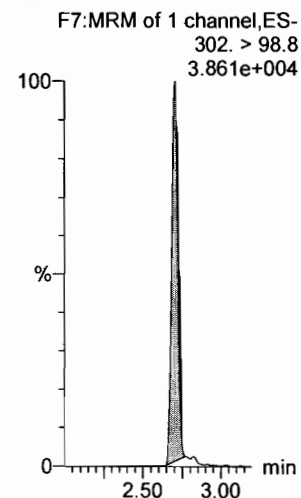
13C3-PFBA



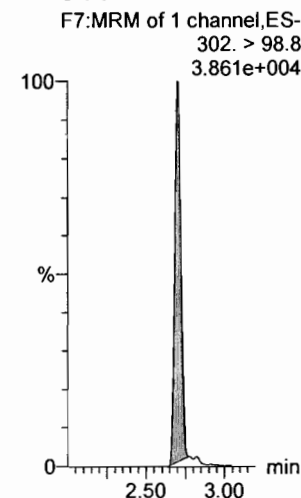
13C3-PFPeA



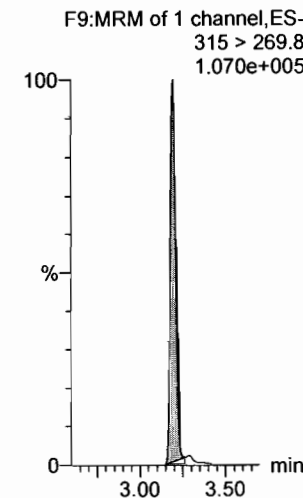
13C3-PFBS



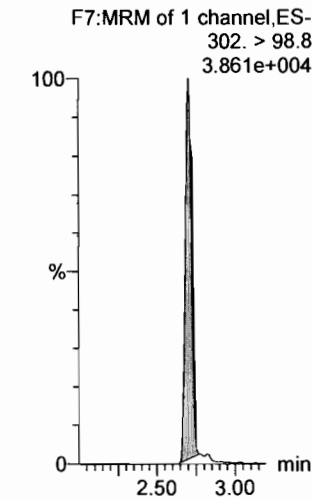
13C3-PFBS



13C2-PFHxA



13C3-PFBS

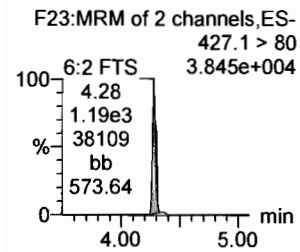
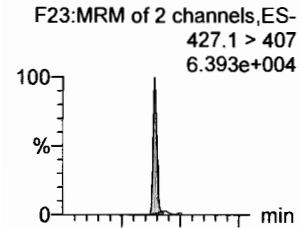


Dataset: Untitled

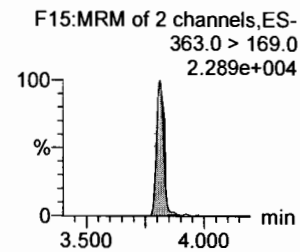
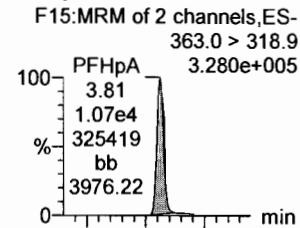
Last Altered: Thursday, March 01, 2018 12:45:16 Pacific Standard Time
Printed: Thursday, March 01, 2018 12:45:40 Pacific Standard Time

Name: 180228M1_7, Date: 28-Feb-2018, Time: 21:42:12, ID: ST180228M1-6 PFC CS3 18B2317, Description: PFC CS3 18B2317

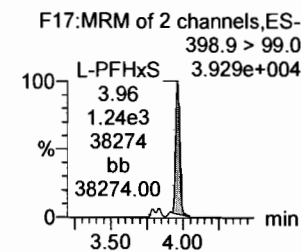
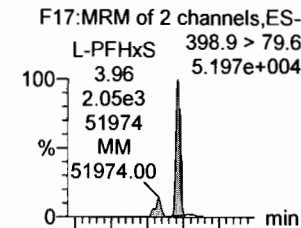
6:2 FTS




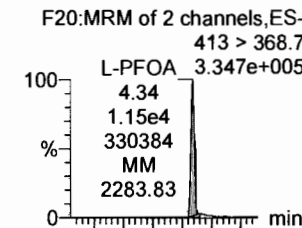
PFHpA



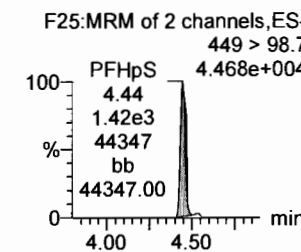
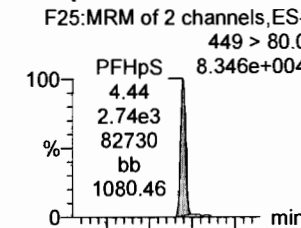
L-PFHxS



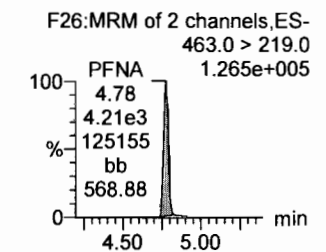
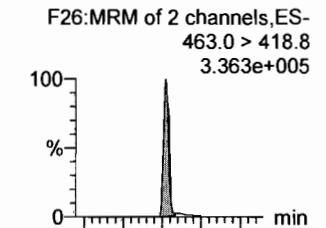
L-PFOA



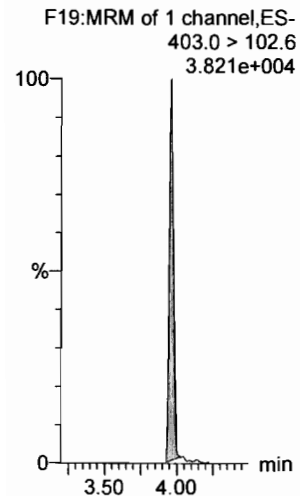
PFHpS



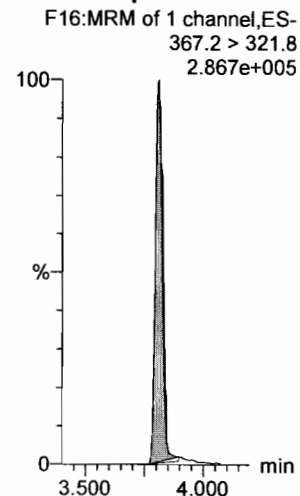
PFNA



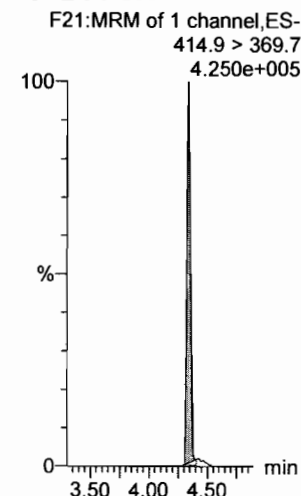
1802-PFHxS



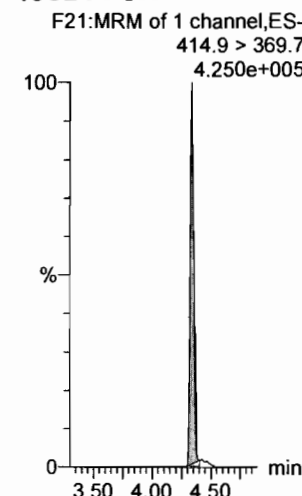
13C4-PFHpA



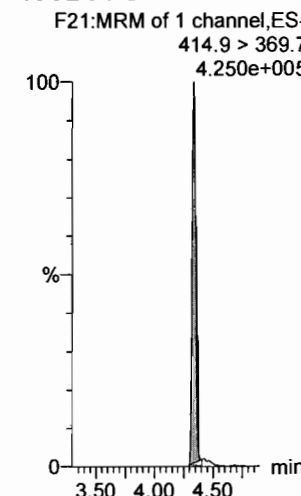
13C2-PFOA



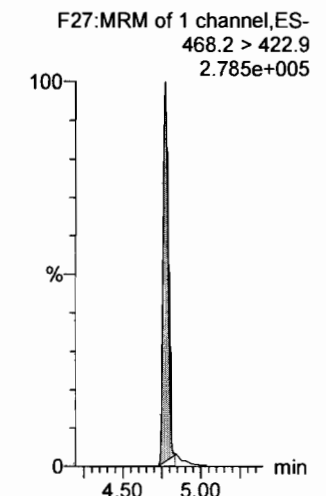
13C2-PFOA



13C2-PFOA



13C5-PFNA

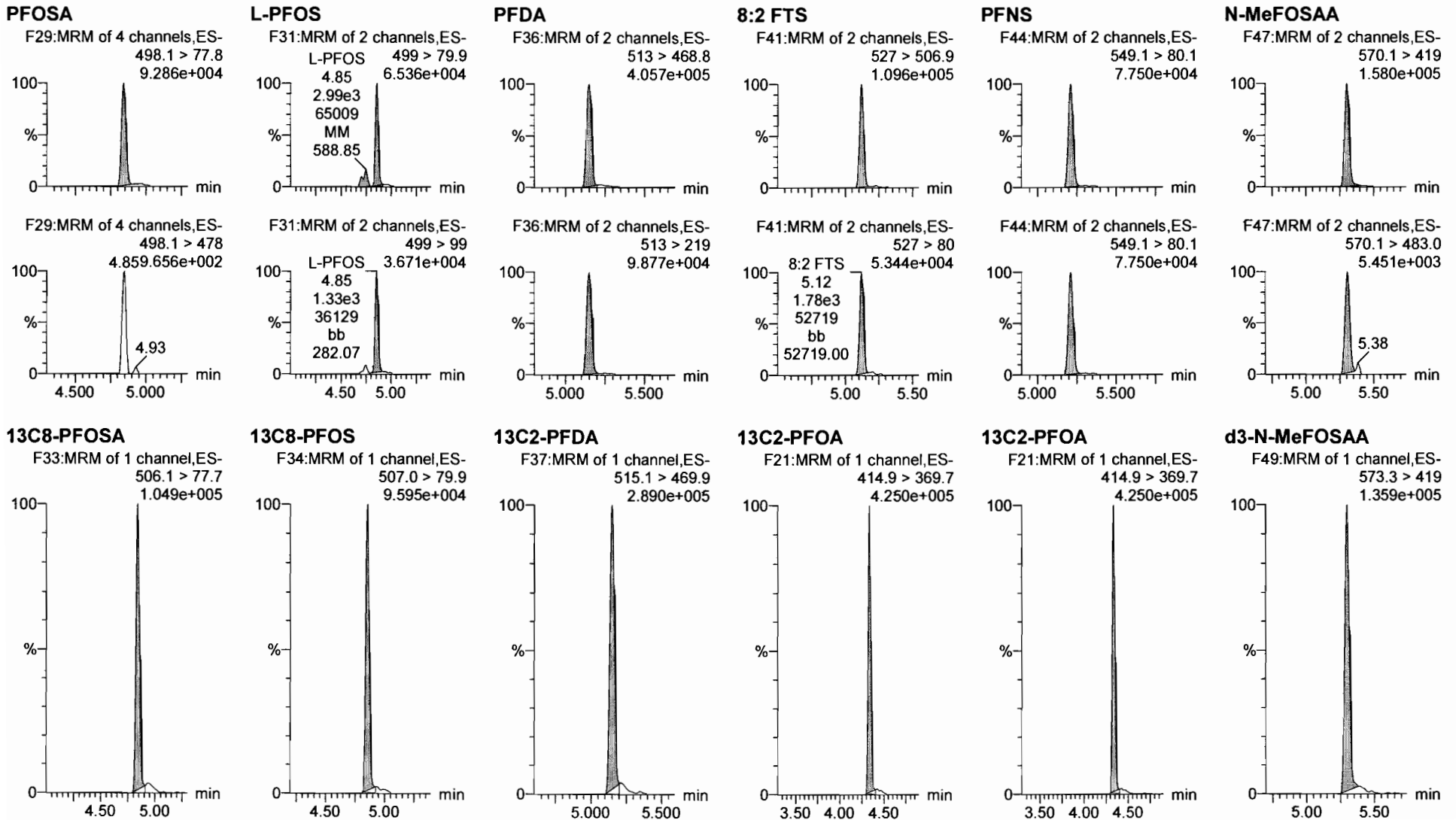


Dataset: Untitled

Last Altered: Thursday, March 01, 2018 12:45:16 Pacific Standard Time

Printed: Thursday, March 01, 2018 12:45:40 Pacific Standard Time

Name: 180228M1_7, Date: 28-Feb-2018, Time: 21:42:12, ID: ST180228M1-6 PFC CS3 18B2317, Description: PFC CS3 18B2317



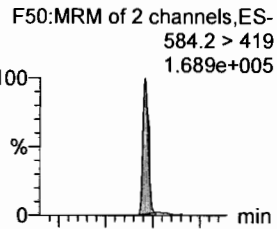
Dataset: Untitled

Last Altered: Thursday, March 01, 2018 12:45:16 Pacific Standard Time

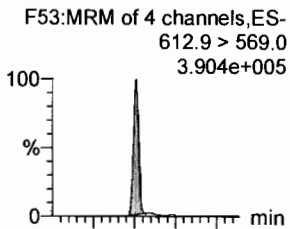
Printed: Thursday, March 01, 2018 12:45:40 Pacific Standard Time

Name: 180228M1_7, Date: 28-Feb-2018, Time: 21:42:12, ID: ST180228M1-6 PFC CS3 18B2317, Description: PFC CS3 18B2317

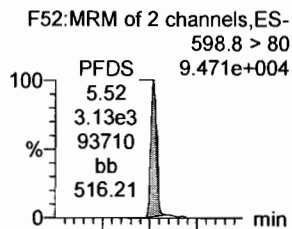
N-EtFOSAA



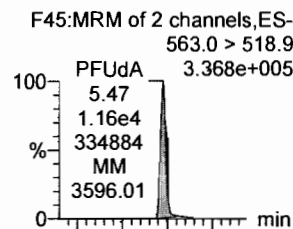
PFDoA



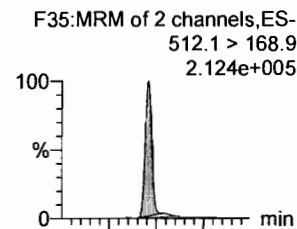
PFDS



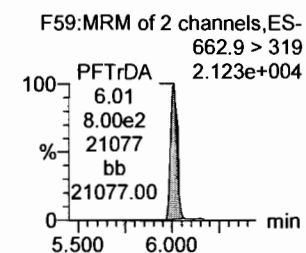
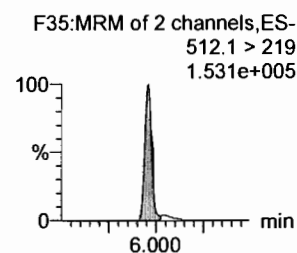
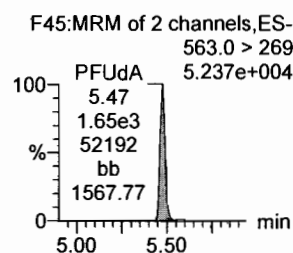
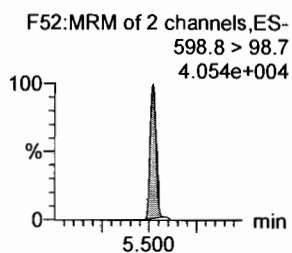
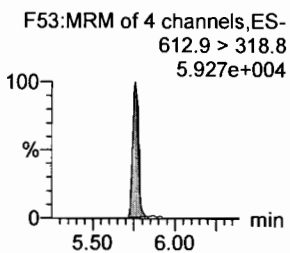
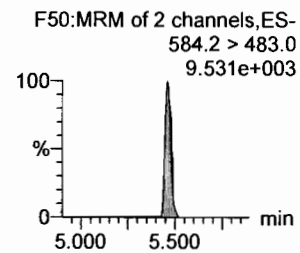
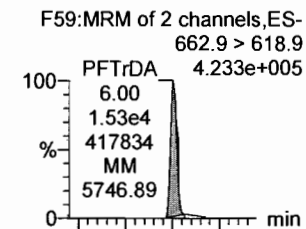
PFUdA



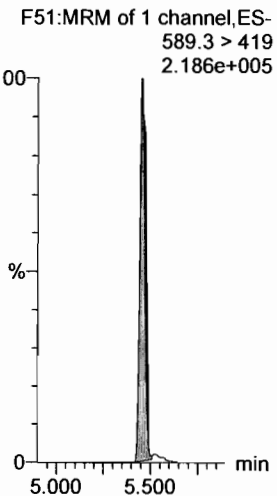
N-MeFOSA



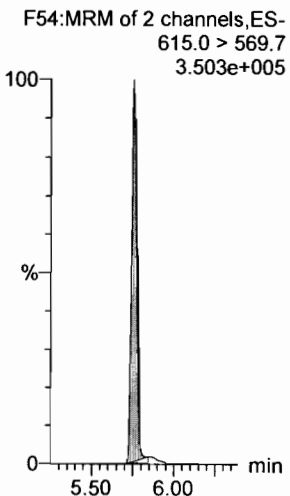
PFTrDA



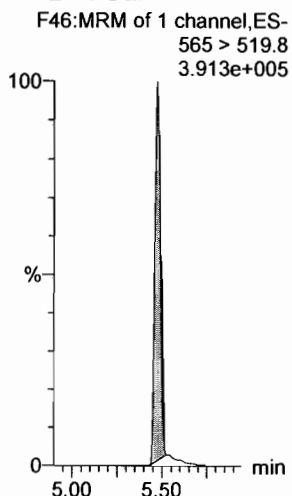
d5-N-EtFOSAA



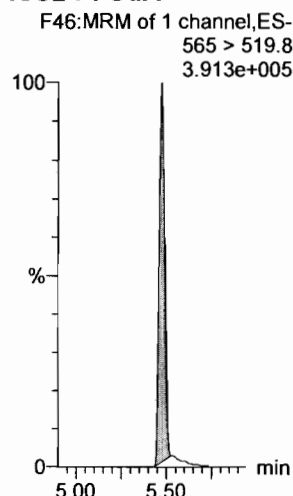
13C2-PFDoA



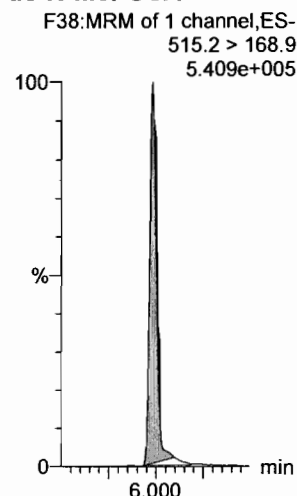
13C2-PFUdA



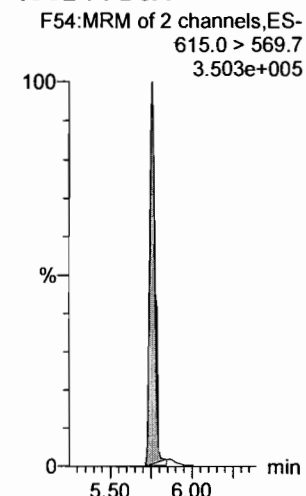
13C2-PFUdA



d3-N-MeFOSA



13C2-PFDoA



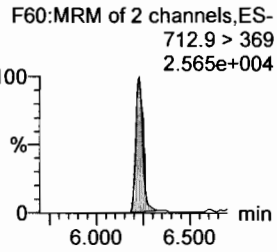
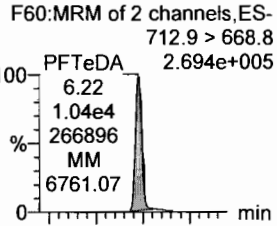
Dataset: Untitled

Last Altered: Thursday, March 01, 2018 12:45:16 Pacific Standard Time

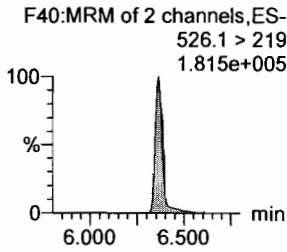
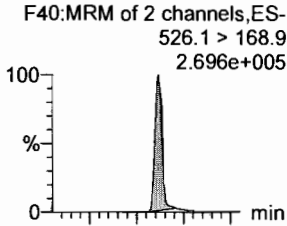
Printed: Thursday, March 01, 2018 12:45:40 Pacific Standard Time

Name: 180228M1_7, Date: 28-Feb-2018, Time: 21:42:12, ID: ST180228M1-6 PFC CS3 18B2317, Description: PFC CS3 18B2317

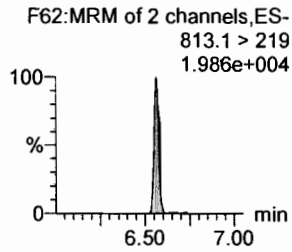
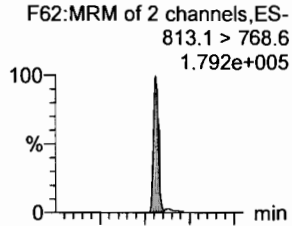
PFTeDA



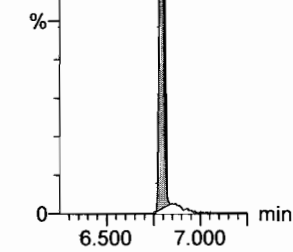

N-EtFOSA



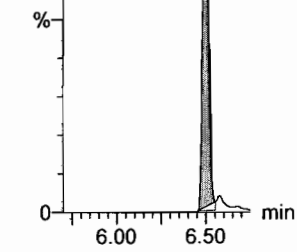
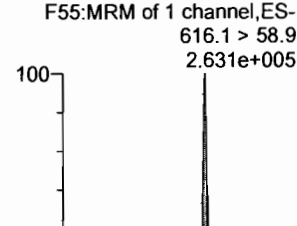
PFHxDA



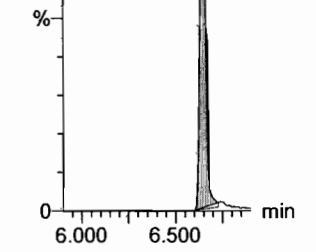
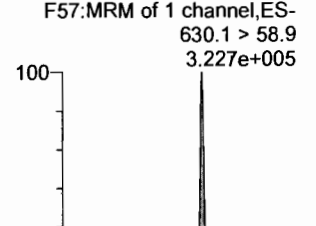
PFODA



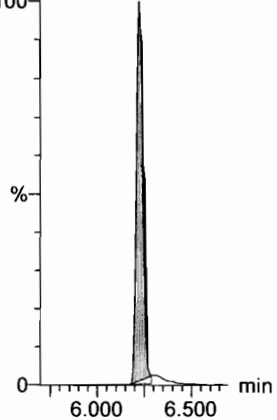
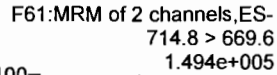
N-MeFOSE



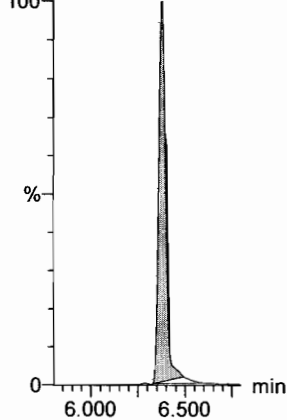
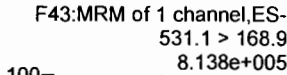
N-EtFOSE




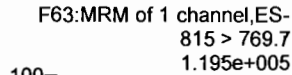
13C2-PFTeDA



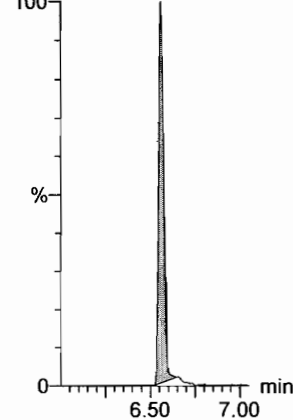
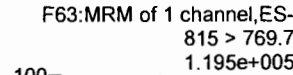
d5-N-ETFOSA



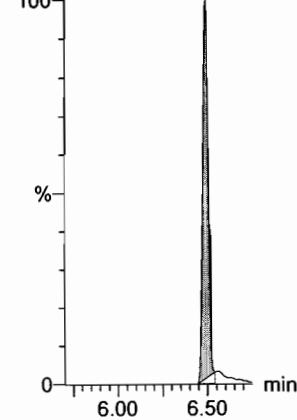
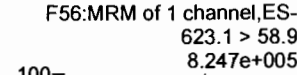
13C2-PFHxDA



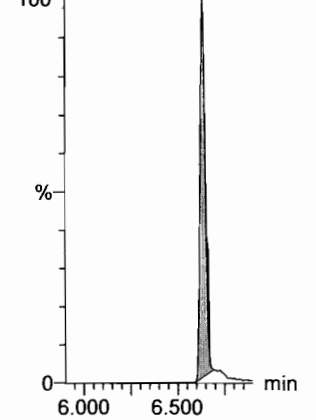
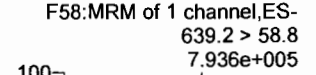
13C2-PFHxDA



d7-N-MeFOSE



d9-N-EtFOSE



Dataset: Untitled

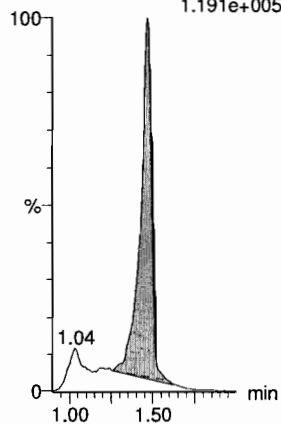
Last Altered: Thursday, March 01, 2018 12:50:56 Pacific Standard Time

Printed: Thursday, March 01, 2018 12:51:05 Pacific Standard Time

Name: 180228M1_7, Date: 28-Feb-2018, Time: 21:42:12, ID: ST180228M1-6 PFC CS3 18B2317, Description: PFC CS3 18B2317

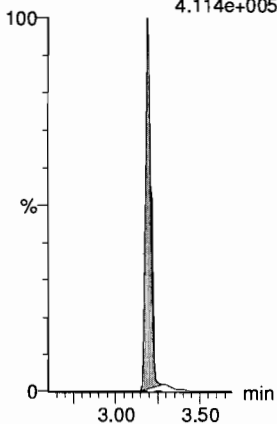
13C4-PFBA

F3:MRM of 1 channel,ES-
217. > 171.8
1.191e+005



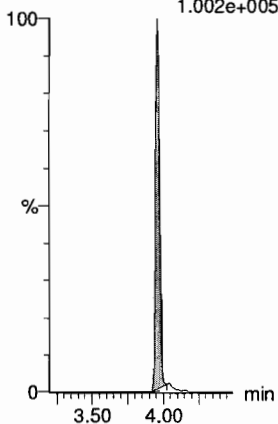
13C5-PFHxA

F10:MRM of 1 channel,ES-
318 > 272.9
4.114e+005



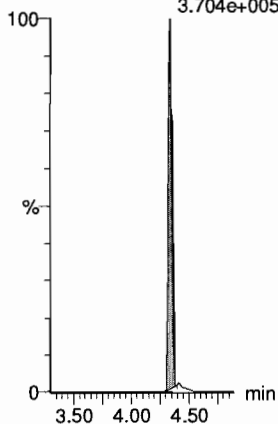
13C3-PFHxS

F18:MRM of 1 channel,ES-
401.9 > 79.9
1.002e+005



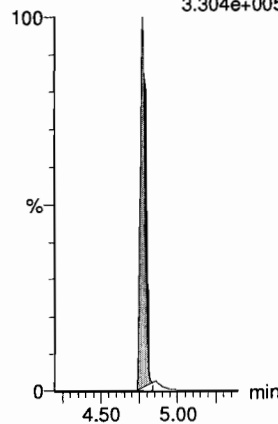
13C8-PFOA

F22:MRM of 1 channel,ES-
421.3 > 376
3.704e+005



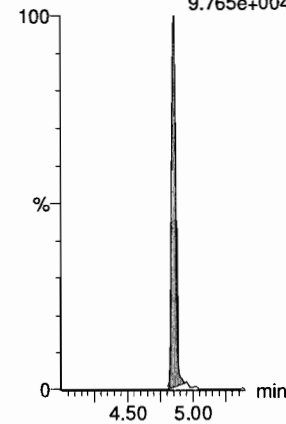
13C9-PFNA

F28:MRM of 1 channel,ES-
472.2 > 426.9
3.304e+005



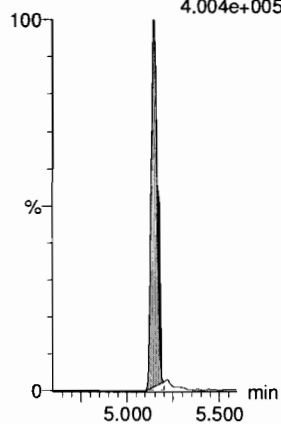
13C4-PFOS

F32:MRM of 1 channel,ES-
503 > 79.9
9.765e+004



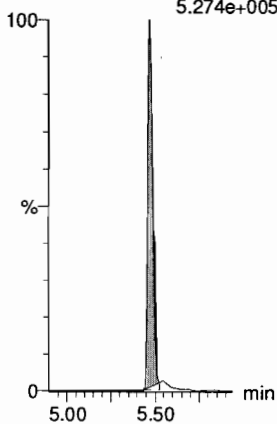
13C6-PFDA

F39:MRM of 1 channel,ES-
519.1 > 473.7
4.004e+005



13C7-PFUDa

F48:MRM of 1 channel,ES-
570.1 > 524.8
5.274e+005




Dataset: Untitled

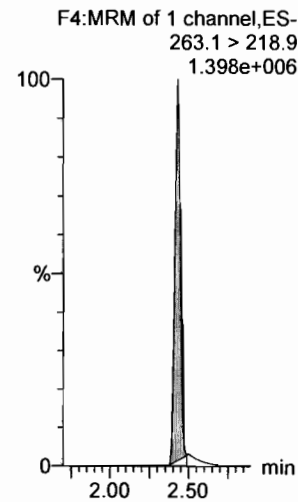
Last Altered: Thursday, March 01, 2018 12:45:16 Pacific Standard Time
Printed: Thursday, March 01, 2018 12:45:40 Pacific Standard Time

Name: 180228M1_8, Date: 28-Feb-2018, Time: 21:53:43, ID: ST180228M1-7 PFC CS4 18B2318, Description: PFC CS4 18B2318

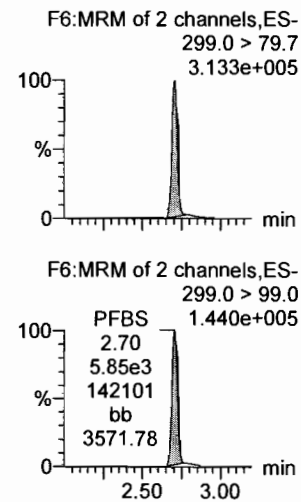
PFBA



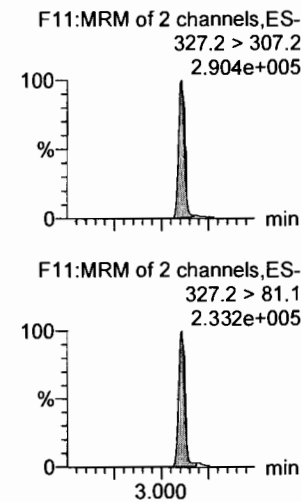
PFPeA



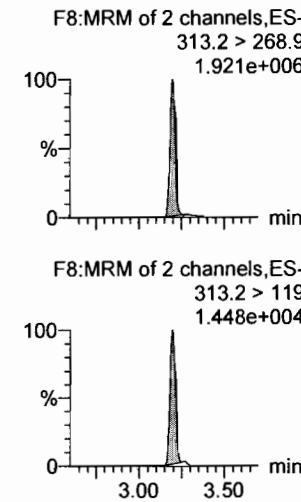
PFBS



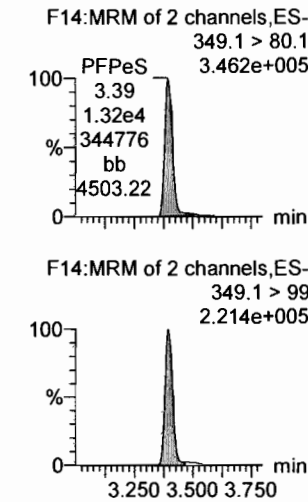
4:2 FTS



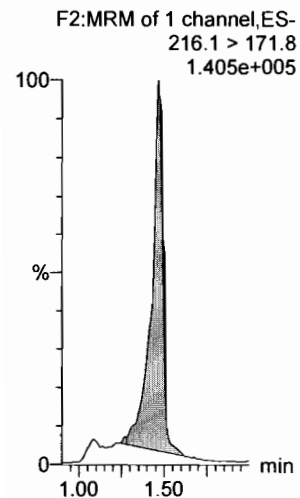
PFHxA



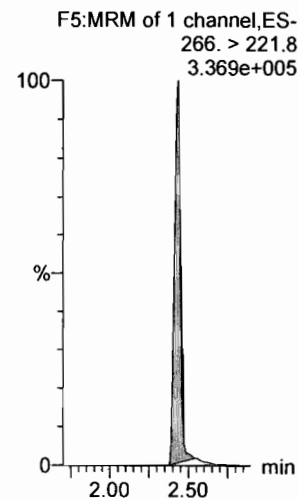
PFPeS



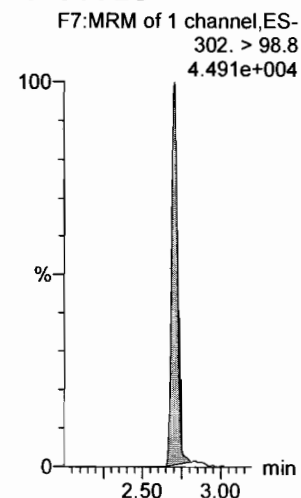
13C3-PFBA



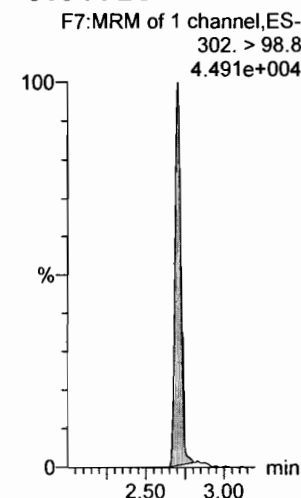
13C3-PFPeA



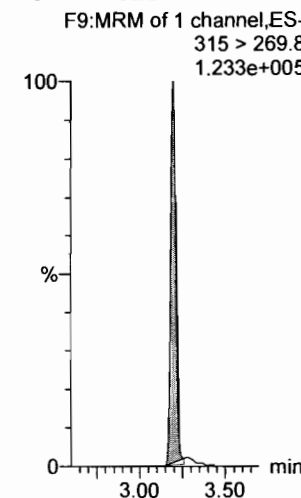
13C3-PFBS



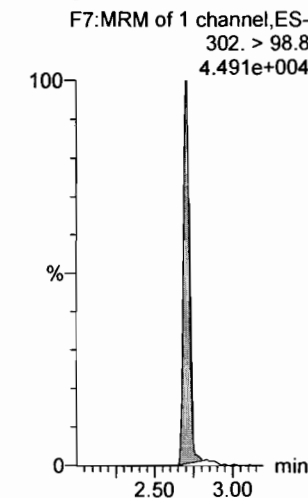
13C3-PFBS



13C2-PFHxA



13C3-PFBS



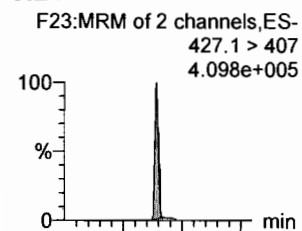
Dataset: Untitled

Last Altered: Thursday, March 01, 2018 12:45:16 Pacific Standard Time

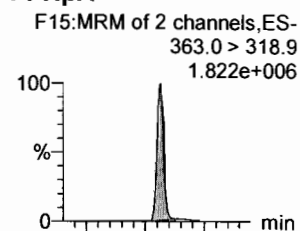
Printed: Thursday, March 01, 2018 12:45:40 Pacific Standard Time

Name: 180228M1_8, Date: 28-Feb-2018, Time: 21:53:43, ID: ST180228M1-7 PFC CS4 18B2318, Description: PFC CS4 18B2318

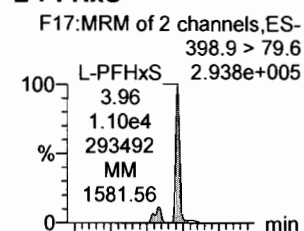
6:2 FTS



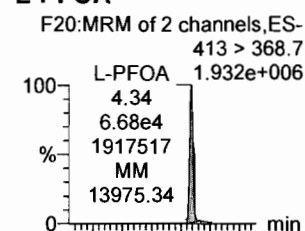
PFHpA



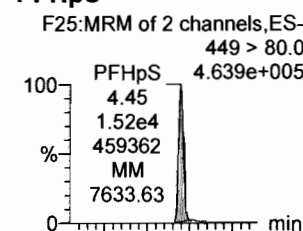
L-PFHxS



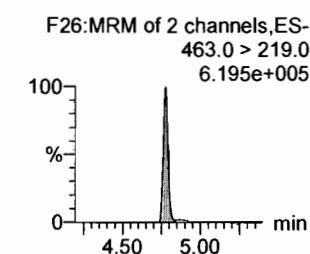
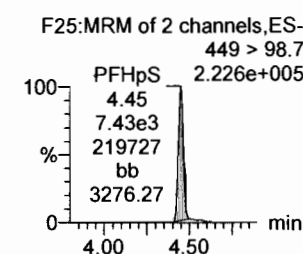
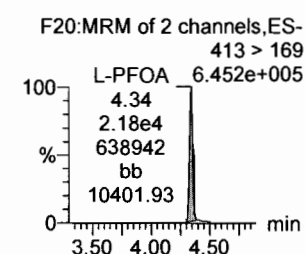
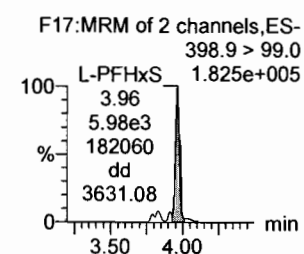
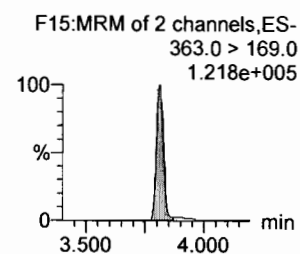
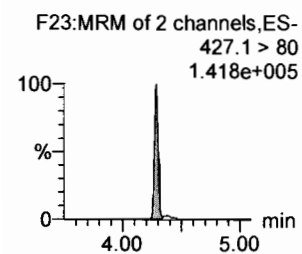
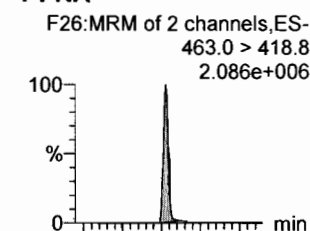
L-PFOA



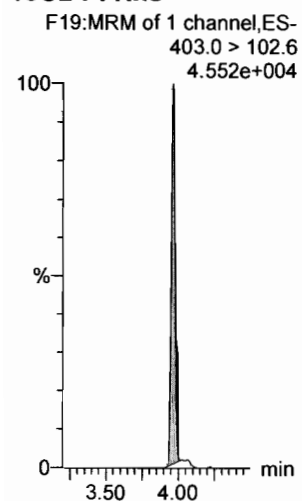
PFHpS



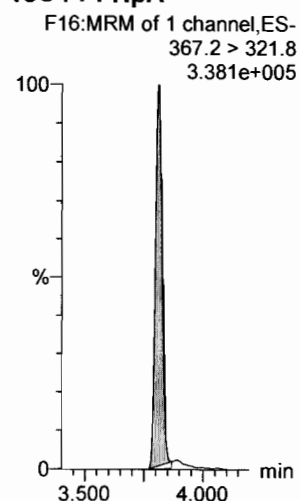
PFNA



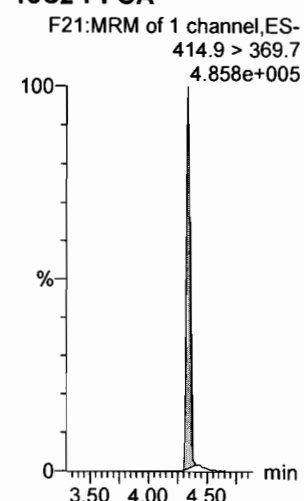
18O2-PFHxS



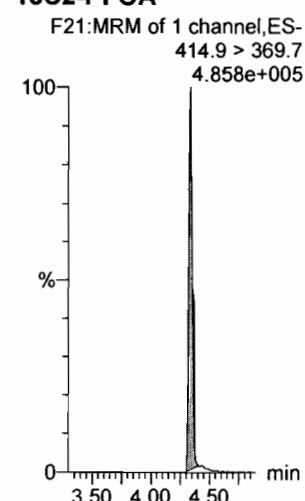
13C4-PFHpA



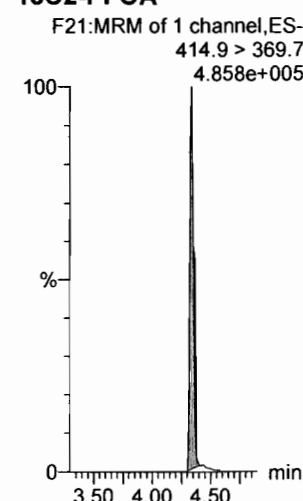
13C2-PFOA



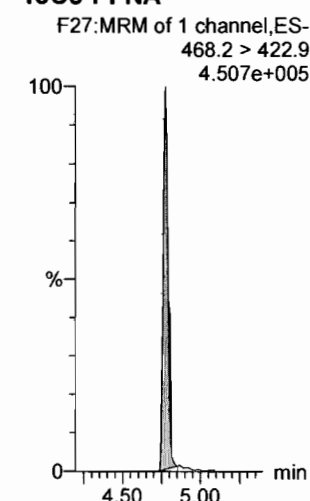
13C2-PFOA



13C2-PFOA



13C5-PFNA



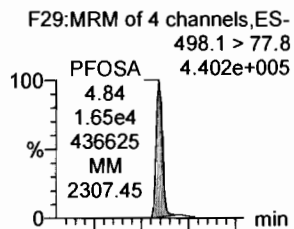
Dataset: Untitled

Last Altered: Thursday, March 01, 2018 12:45:16 Pacific Standard Time

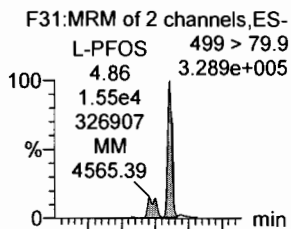
Printed: Thursday, March 01, 2018 12:45:40 Pacific Standard Time

Name: 180228M1_8, Date: 28-Feb-2018, Time: 21:53:43, ID: ST180228M1-7 PFC CS4 18B2318, Description: PFC CS4 18B2318

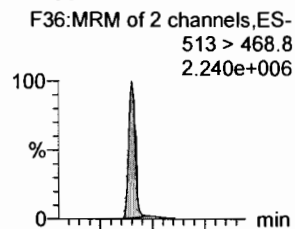
PFOSA



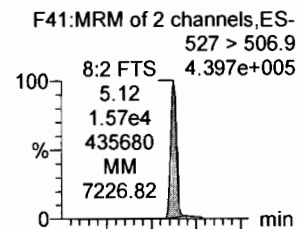
L-PFOS



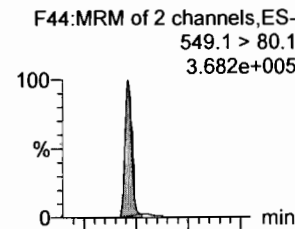
PFDA



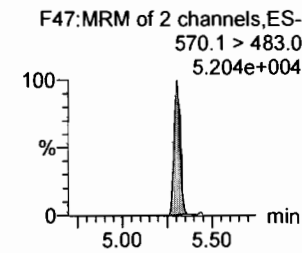
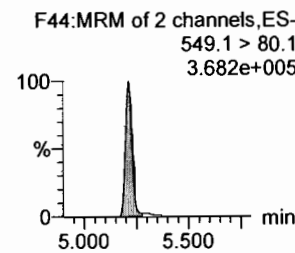
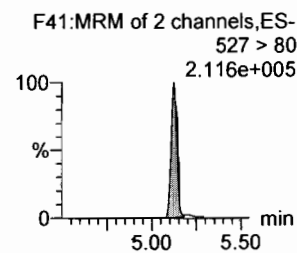
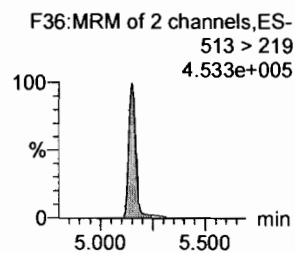
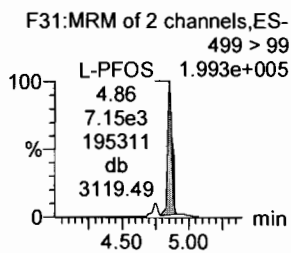
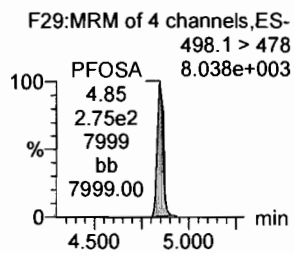
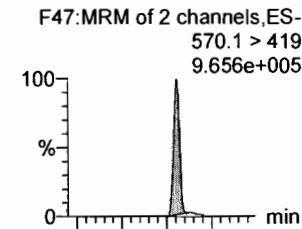
8:2 FTS



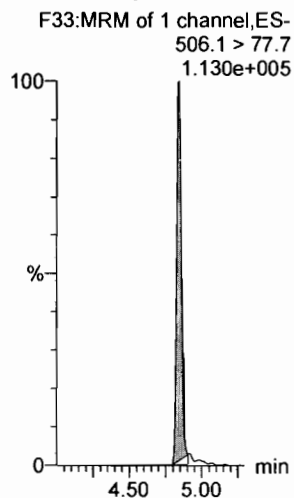
PFNS




N-MeFOSAA



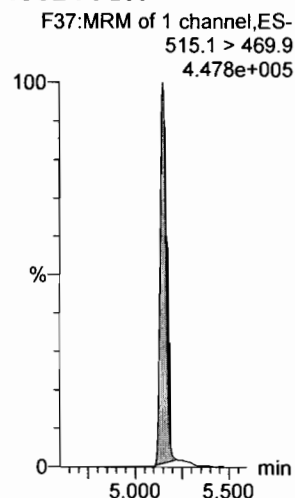
13C8-PFOSA



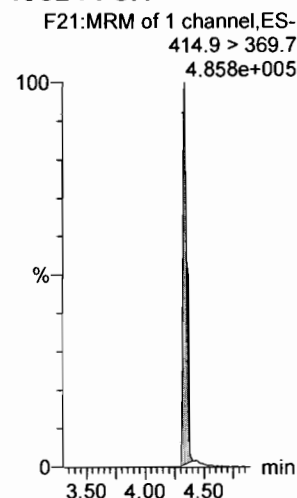
13C8-PFOS



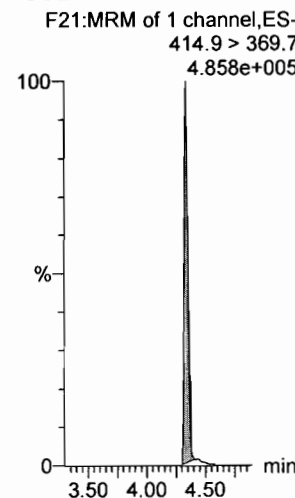
13C2-PFDA



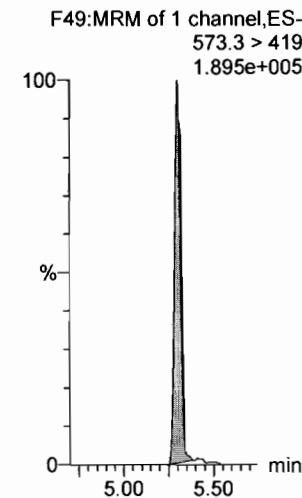
13C2-PFOA



13C2-PFOA



d3-N-MeFOSAA



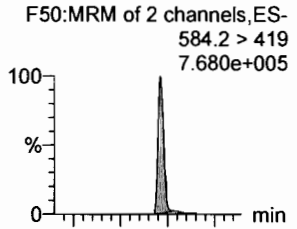
Dataset: Untitled

Last Altered: Thursday, March 01, 2018 12:45:16 Pacific Standard Time

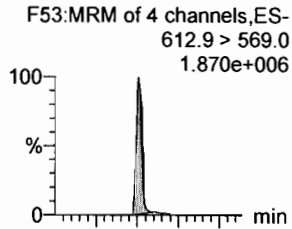
Printed: Thursday, March 01, 2018 12:45:40 Pacific Standard Time

Name: 180228M1_8, Date: 28-Feb-2018, Time: 21:53:43, ID: ST180228M1-7 PFC CS4 18B2318, Description: PFC CS4 18B2318

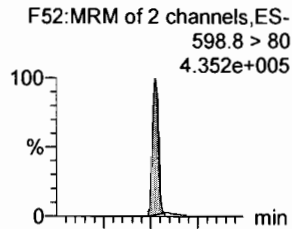
N-EtFOSAA



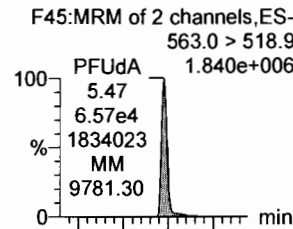
PFDoA



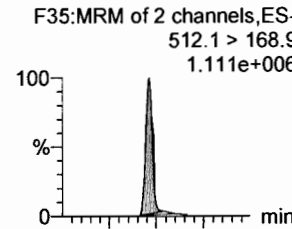
PFDS



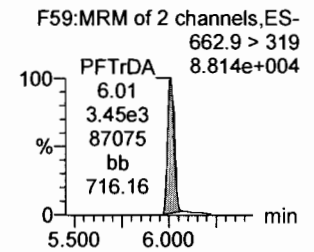
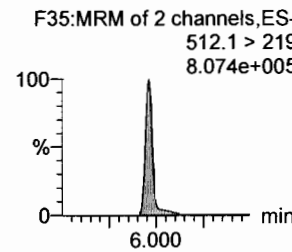
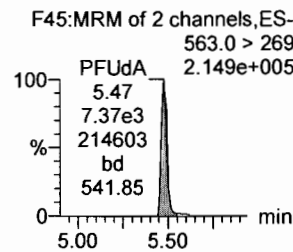
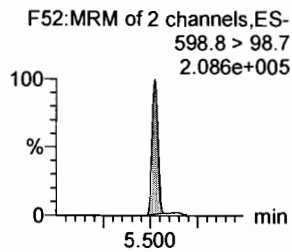
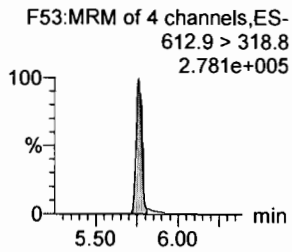
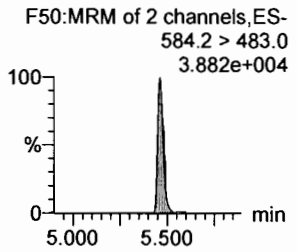
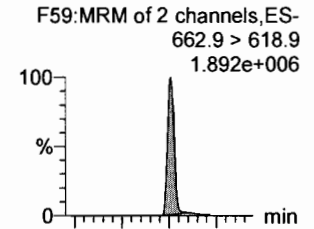
PFUdA



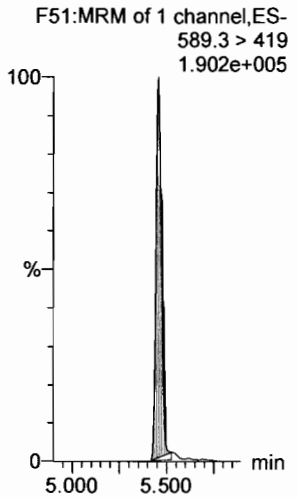
N-MeFOSA



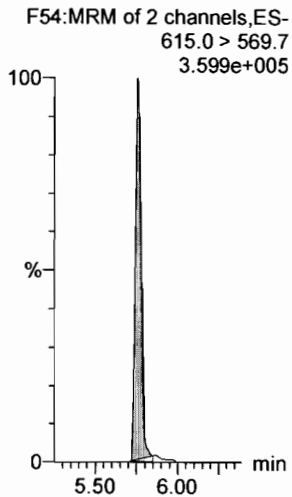
PFTrDA



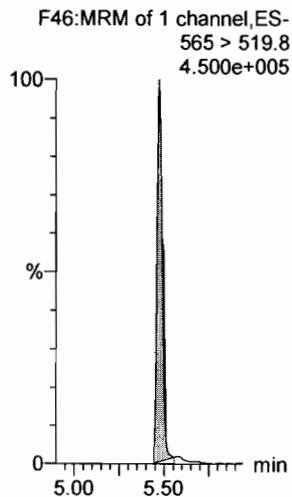
d5-N-EtFOSAA



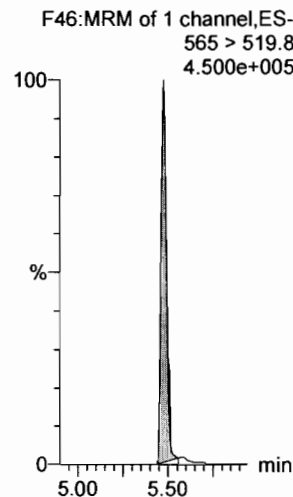
13C2-PFDoA



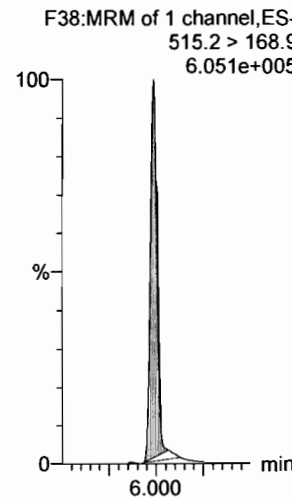
13C2-PFUdA



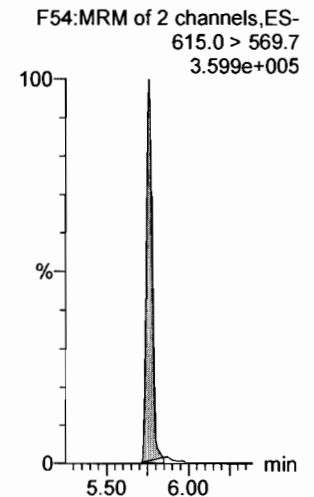
13C2-PFUdA



d3-N-MeFOSA



13C2-PFDoA



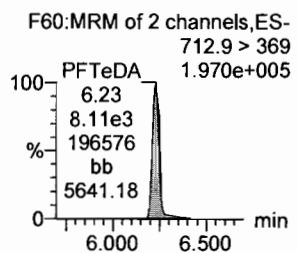
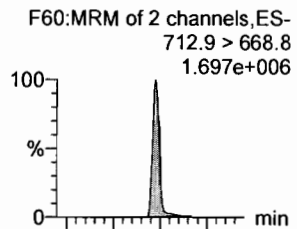
Dataset: Untitled

Last Altered: Thursday, March 01, 2018 12:45:16 Pacific Standard Time

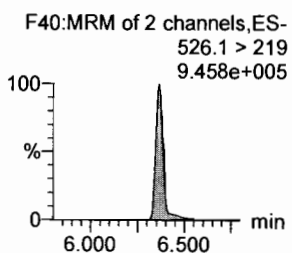
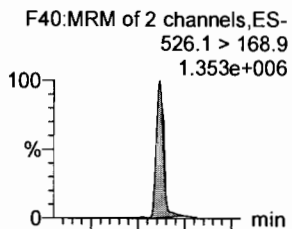
Printed: Thursday, March 01, 2018 12:45:40 Pacific Standard Time

Name: 180228M1_8, Date: 28-Feb-2018, Time: 21:53:43, ID: ST180228M1-7 PFC CS4 18B2318, Description: PFC CS4 18B2318

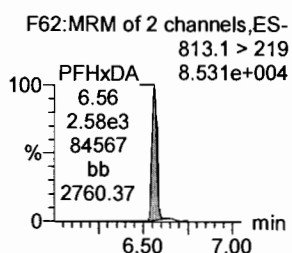
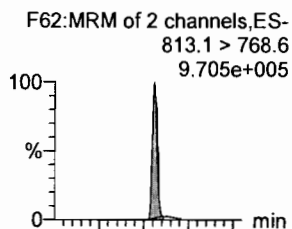
PFTeDA




N-EtFOFA



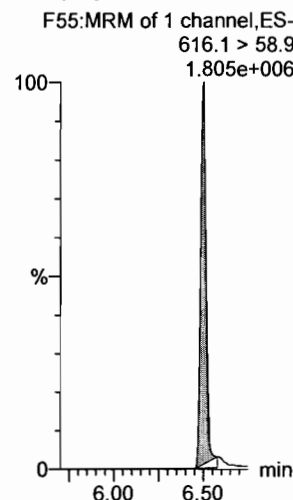
PFHxDA



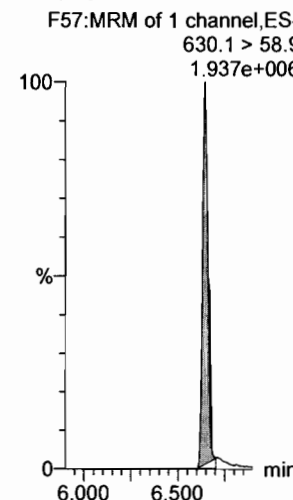
PFODA



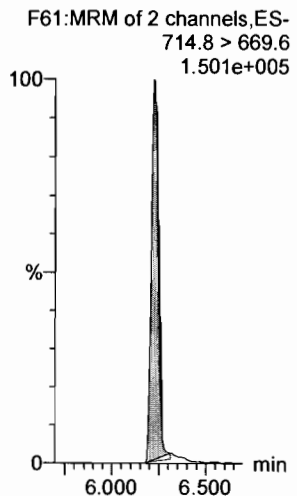
N-MeFOSE



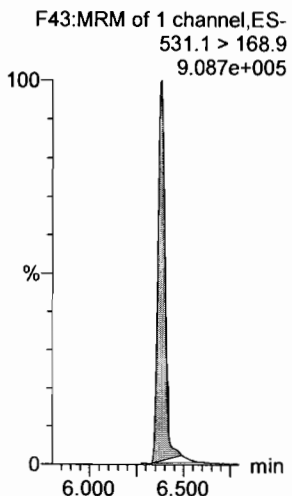
N-EtFOSE



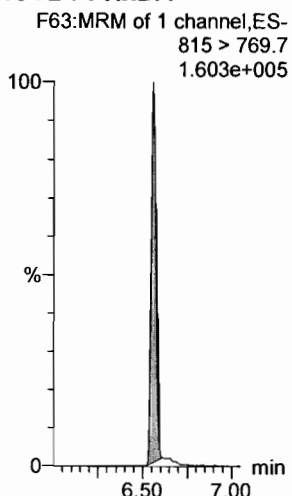
13C2-PFTeDA




d5-N-ETFOFA



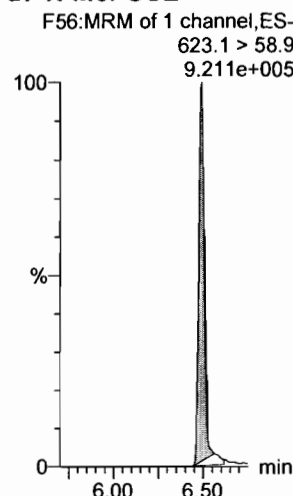
13C2-PFHxDA



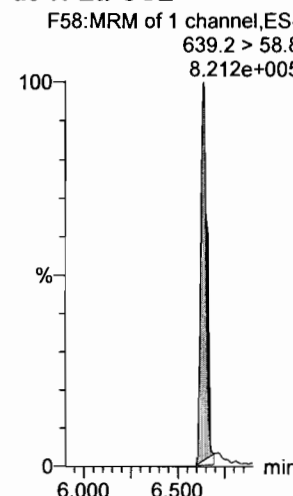
13C2-PFHxDA



d7-N-MeFOSE



d9-N-EtFOSE



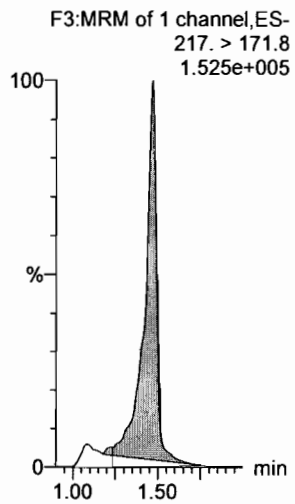
Dataset: Untitled

Last Altered: Thursday, March 01, 2018 12:45:16 Pacific Standard Time

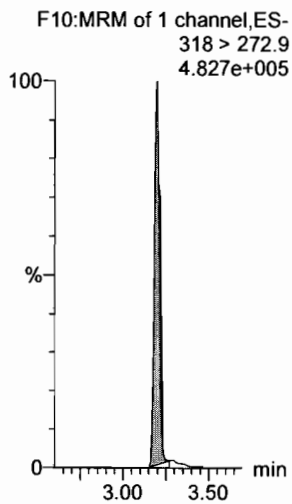
Printed: Thursday, March 01, 2018 12:45:40 Pacific Standard Time

Name: 180228M1_8, Date: 28-Feb-2018, Time: 21:53:43, ID: ST180228M1-7 PFC CS4 18B2318, Description: PFC CS4 18B2318

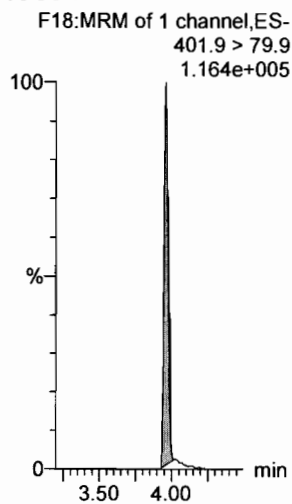
13C4-PFBA



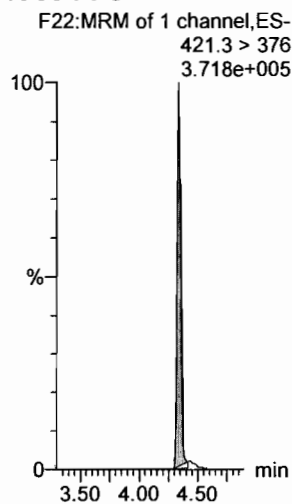
13C5-PFHxA



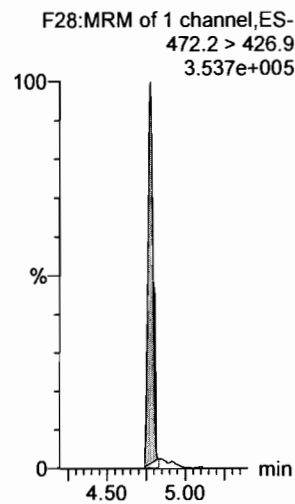
13C3-PFHxS



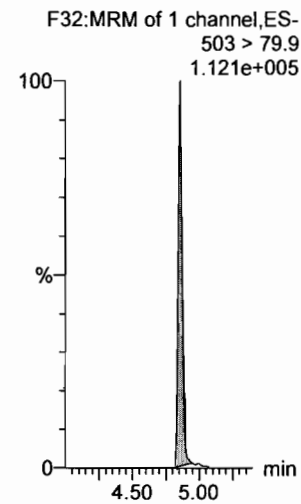
13C8-PFOA



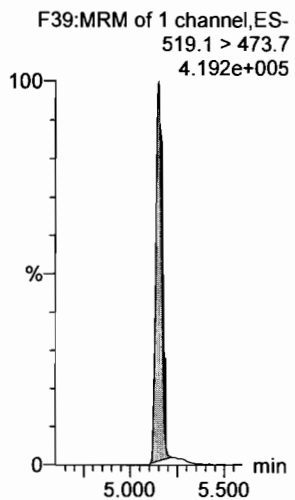
13C9-PFNA



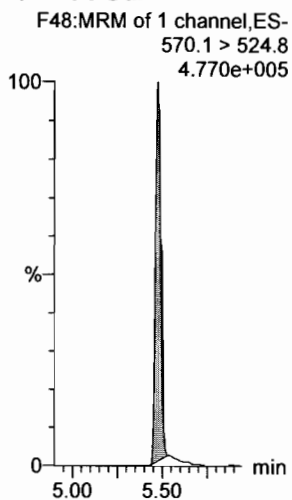
13C4-PFOS



13C6-PFDA



13C7-PFUdA



Dataset: Untitled

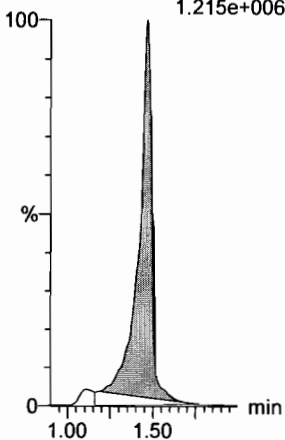
Last Altered: Thursday, March 01, 2018 12:45:16 Pacific Standard Time

Printed: Thursday, March 01, 2018 12:45:40 Pacific Standard Time

Name: 180228M1_9, Date: 28-Feb-2018, Time: 22:05:09, ID: ST180228M1-8 PFC CS5 18B2319, Description: PFC CS5 18B2319

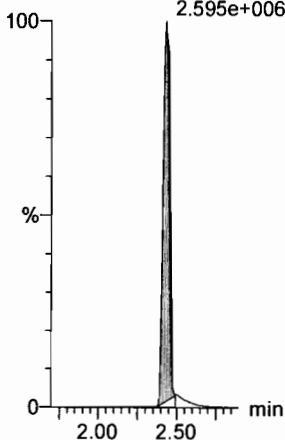
PFBA

F1:MRM of 1 channel,ES-
213.0 > 168.8
1.215e+006



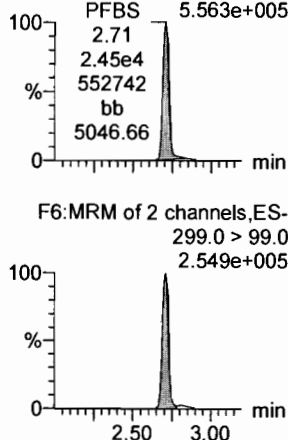
PFPeA

F4:MRM of 1 channel,ES-
263.1 > 218.9
2.595e+006



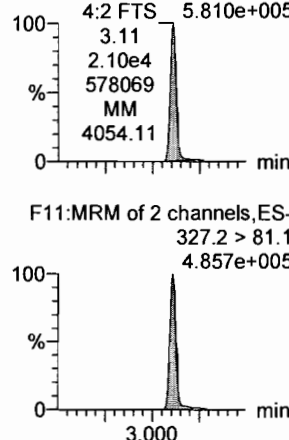
PFBS

F6:MRM of 2 channels,ES-
299.0 > 79.7
5.563e+005



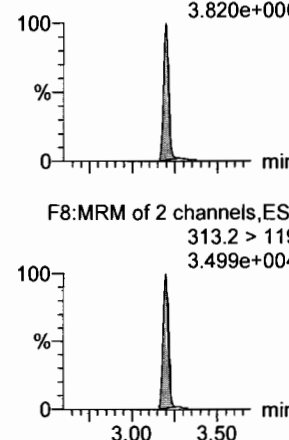
4:2 FTS

F11:MRM of 2 channels,ES-
327.2 > 307.2
5.810e+005



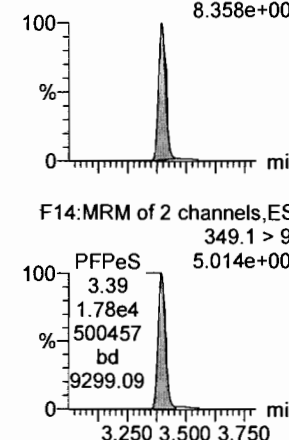
PFHxA

F8:MRM of 2 channels,ES-
313.2 > 268.9
3.820e+006



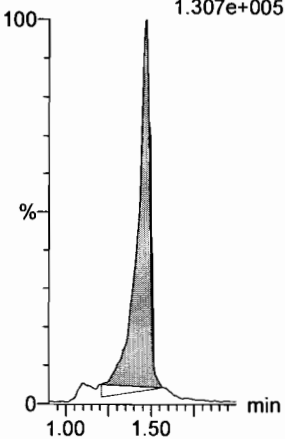
PFPeS

F14:MRM of 2 channels,ES-
349.1 > 80.1
8.358e+005



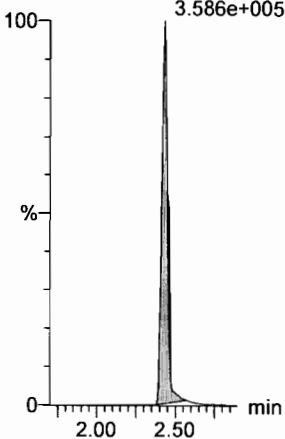
13C3-PFBA

F2:MRM of 1 channel,ES-
216.1 > 171.8
1.307e+005



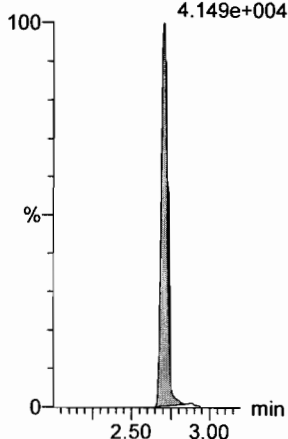
13C3-PFPeA

F5:MRM of 1 channel,ES-
266. > 221.8
3.586e+005



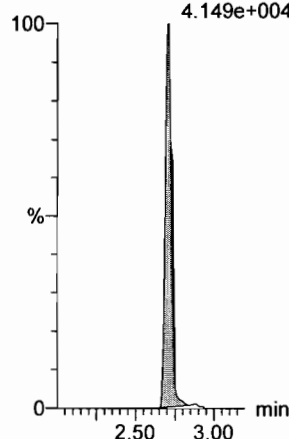
13C3-PFBS

F7:MRM of 1 channel,ES-
302. > 98.8
4.149e+004



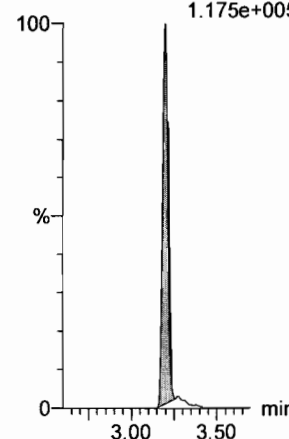
13C3-PFBS

F7:MRM of 1 channel,ES-
302. > 98.8
4.149e+004



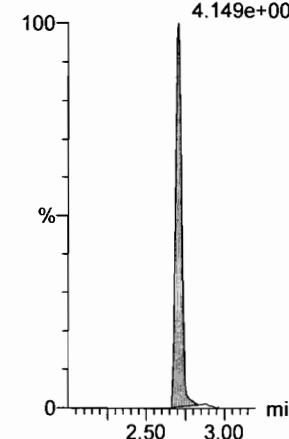
13C2-PFHxA

F9:MRM of 1 channel,ES-
315 > 269.8
1.175e+005



13C3-PFBS

F7:MRM of 1 channel,ES-
302. > 98.8
4.149e+004



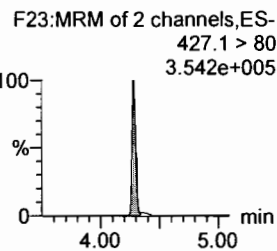
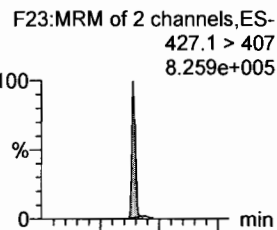
Dataset: Untitled

Last Altered: Thursday, March 01, 2018 12:45:16 Pacific Standard Time

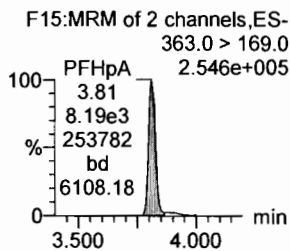
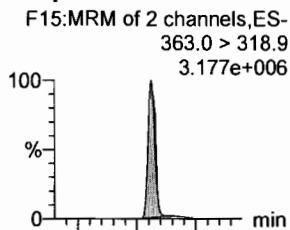
Printed: Thursday, March 01, 2018 12:45:40 Pacific Standard Time

Name: 180228M1_9, Date: 28-Feb-2018, Time: 22:05:09, ID: ST180228M1-8 PFC CS5 18B2319, Description: PFC CS5 18B2319

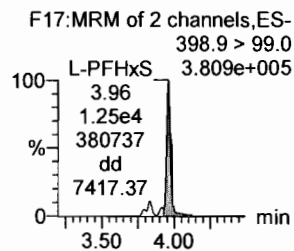
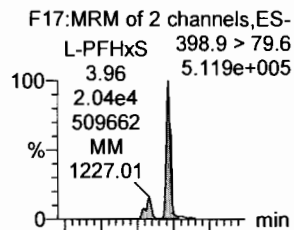
6:2 FTS



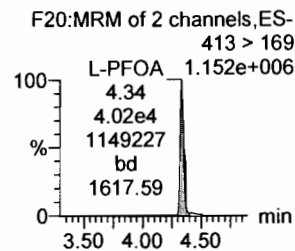
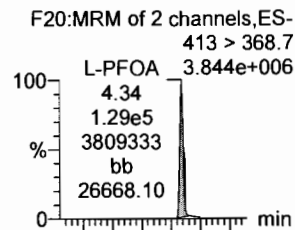
PFHpA



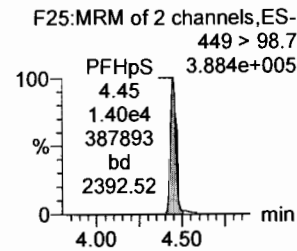
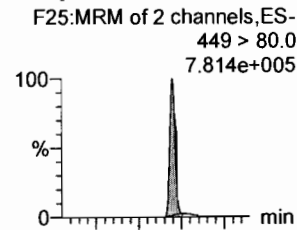
L-PFHxS



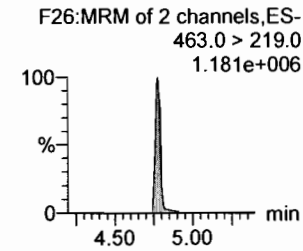
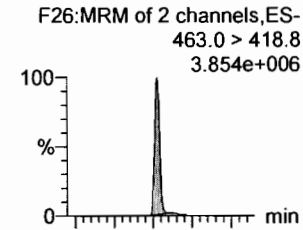
L-PFOA



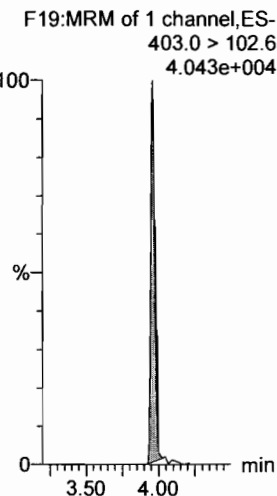
PFHpS



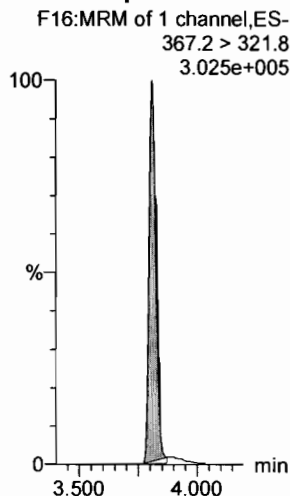
PFNA



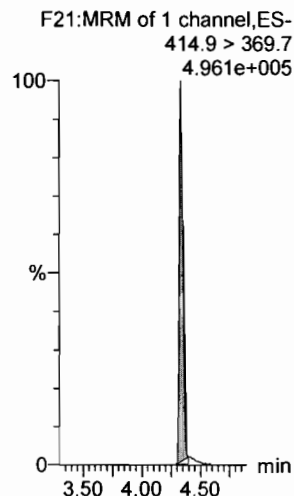
1802-PFHxS



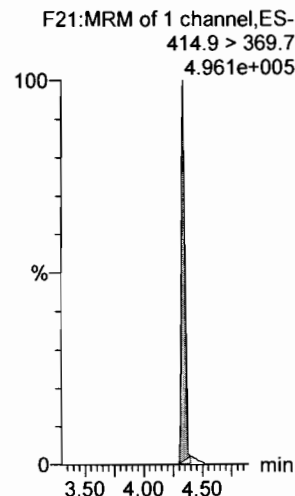
13C4-PFHpA



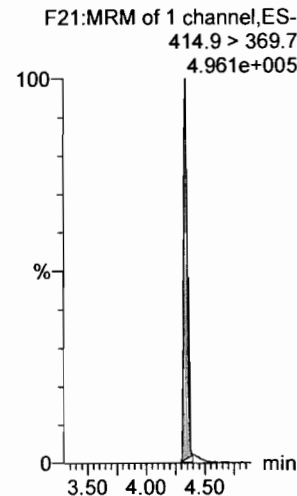
13C2-PFOA



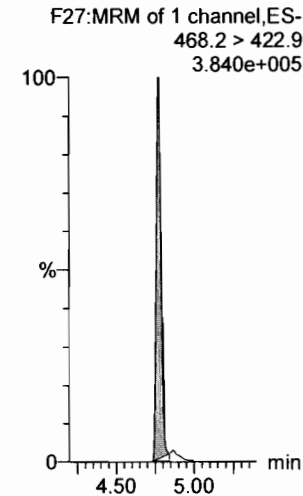
13C2-PFOA



13C2-PFOA



13C5-PFNA



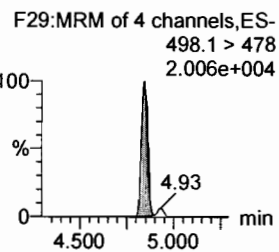
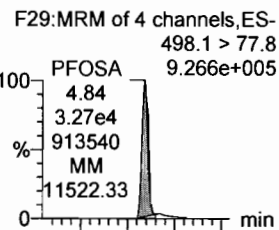
Dataset: Untitled

Last Altered: Thursday, March 01, 2018 12:45:16 Pacific Standard Time

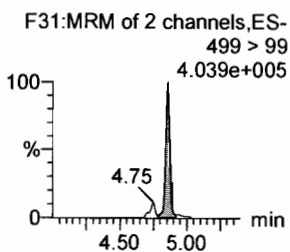
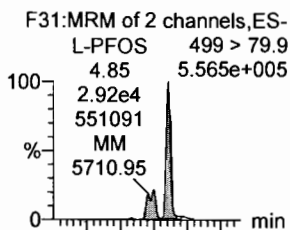
Printed: Thursday, March 01, 2018 12:45:40 Pacific Standard Time

Name: 180228M1_9, Date: 28-Feb-2018, Time: 22:05:09, ID: ST180228M1-8 PFC CS5 18B2319, Description: PFC CS5 18B2319

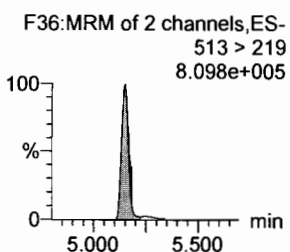
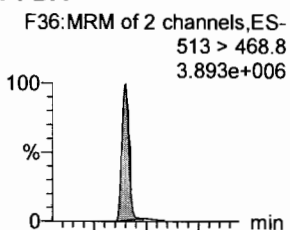
PFOSA



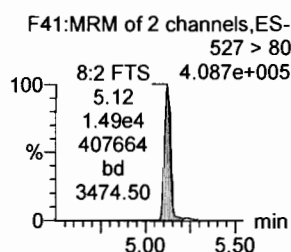
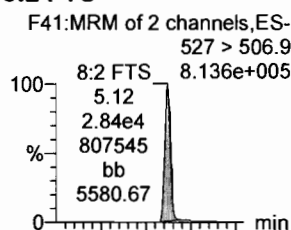
L-PFOS



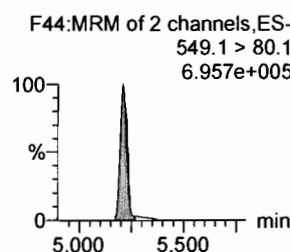
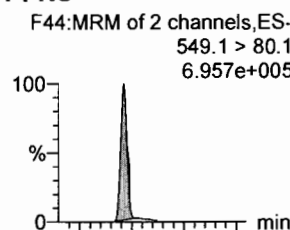
PFDA



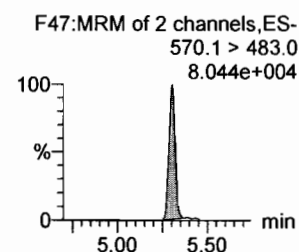
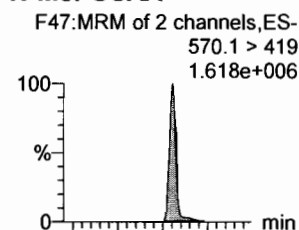
8:2 FTS



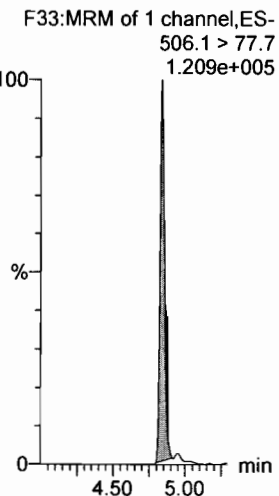
PFNS



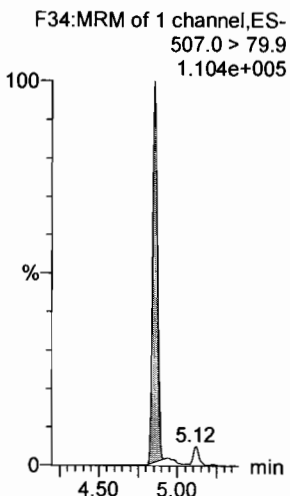
N-MeFOSAA



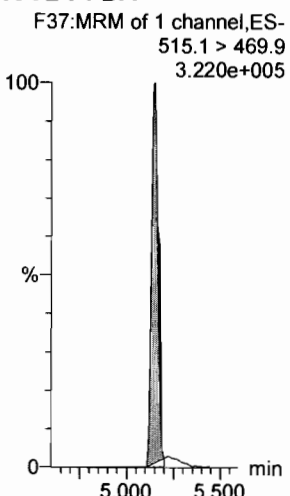
13C8-PFOSA



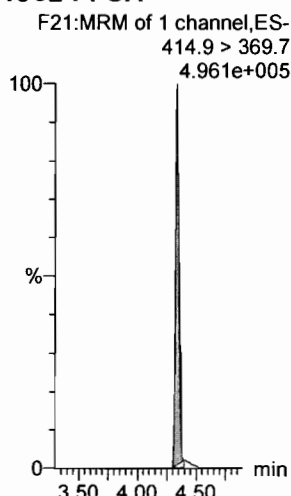
13C8-PFOS




13C2-PFDA



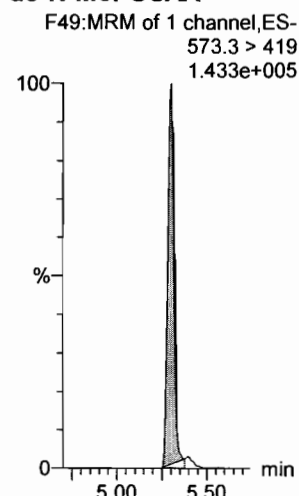
13C2-PFOA



13C2-PFOA



d3-N-MeFOSAA

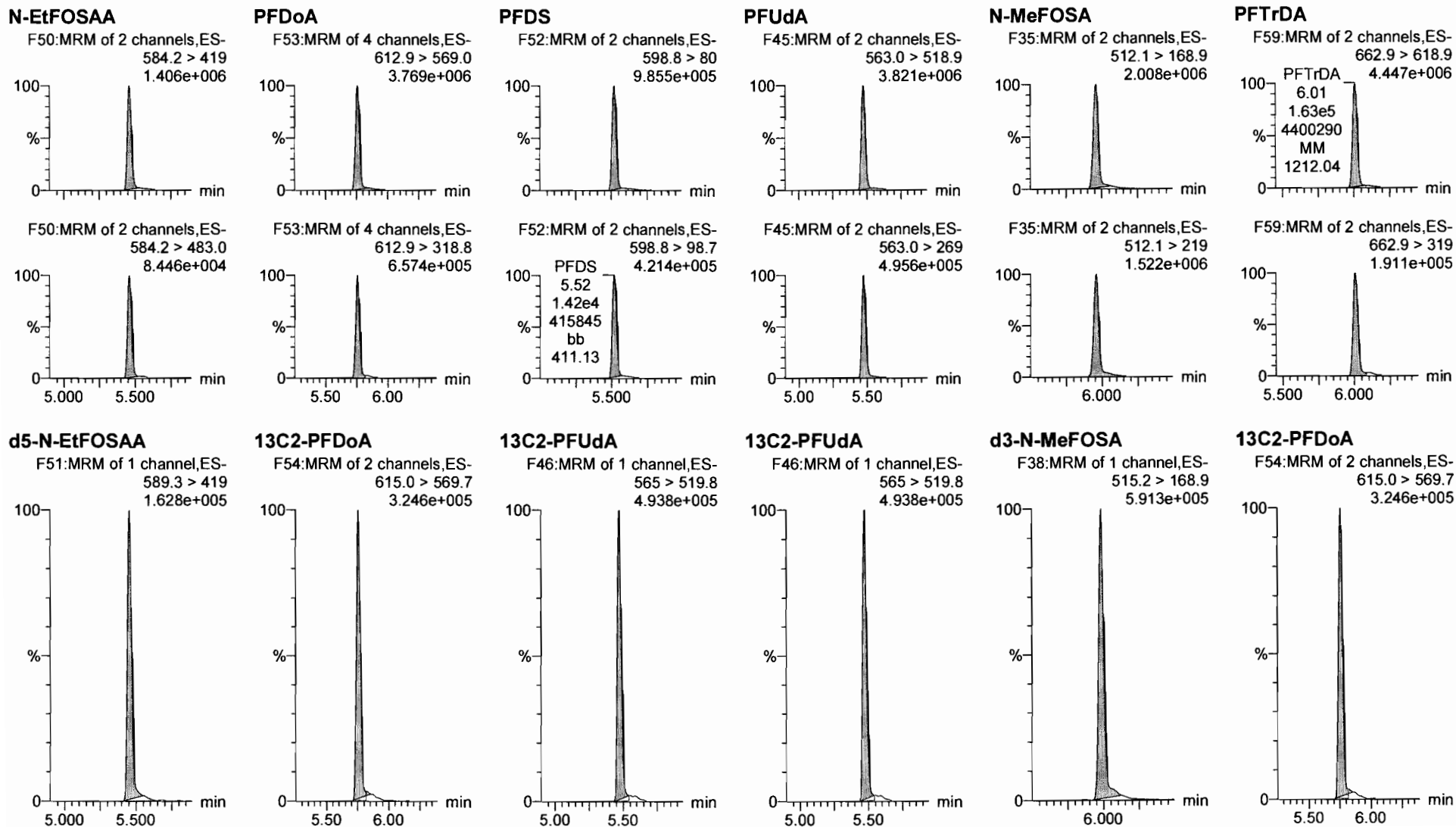


Dataset: Untitled

Last Altered: Thursday, March 01, 2018 12:45:16 Pacific Standard Time

Printed: Thursday, March 01, 2018 12:45:40 Pacific Standard Time

Name: 180228M1_9, Date: 28-Feb-2018, Time: 22:05:09, ID: ST180228M1-8 PFC CS5 18B2319, Description: PFC CS5 18B2319

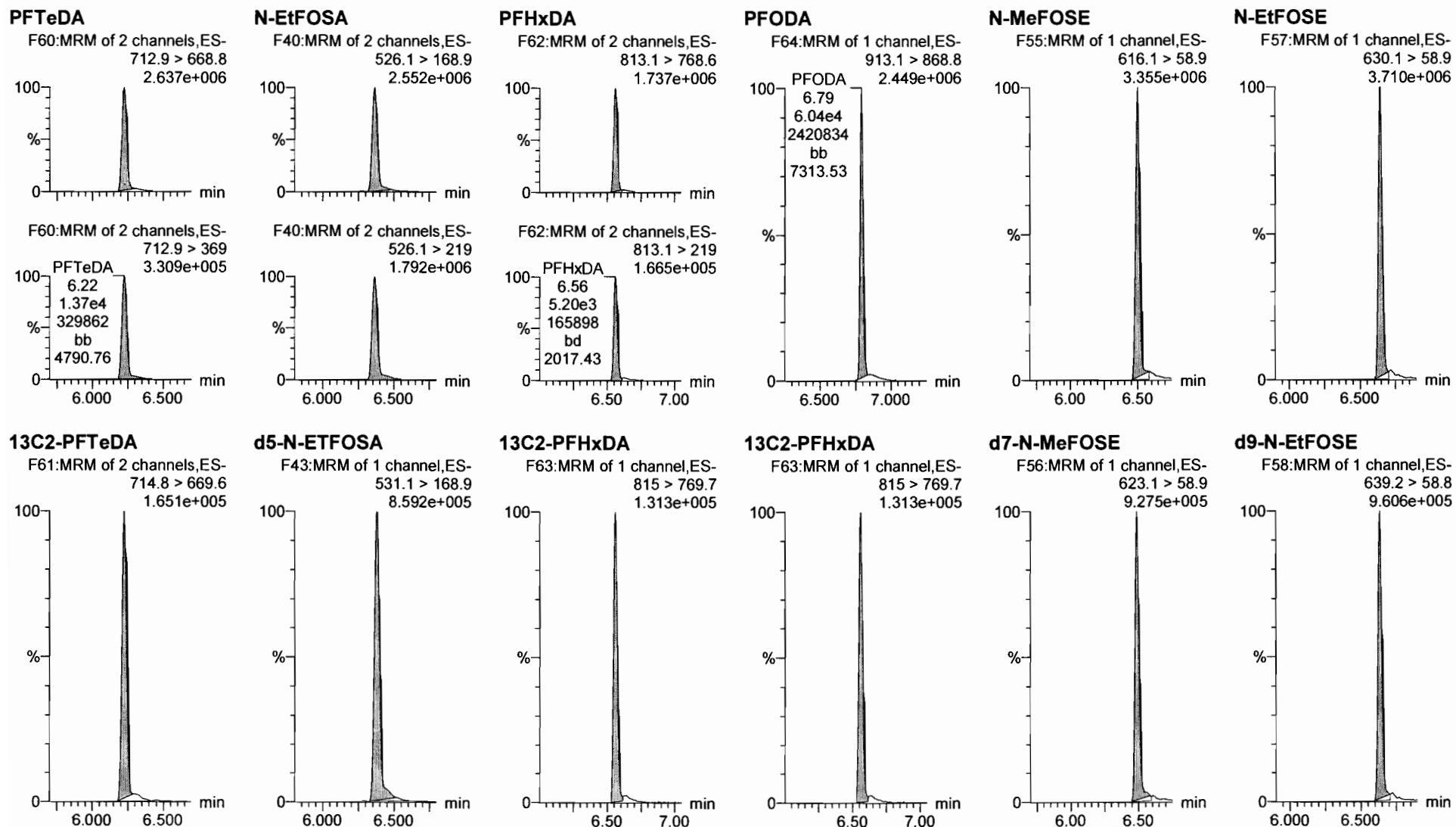


Dataset: Untitled

Last Altered: Thursday, March 01, 2018 12:45:16 Pacific Standard Time

Printed: Thursday, March 01, 2018 12:45:40 Pacific Standard Time

Name: 180228M1_9, Date: 28-Feb-2018, Time: 22:05:09, ID: ST180228M1-8 PFC CS5 18B2319, Description: PFC CS5 18B2319



Dataset: Untitled

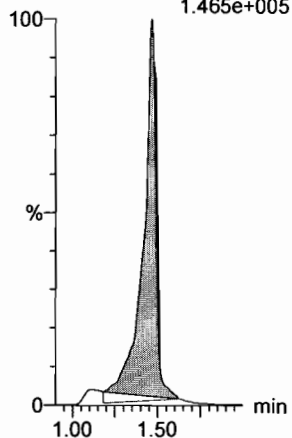
Last Altered: Thursday, March 01, 2018 12:45:16 Pacific Standard Time

Printed: Thursday, March 01, 2018 12:45:40 Pacific Standard Time

Name: 180228M1_9, Date: 28-Feb-2018, Time: 22:05:09, ID: ST180228M1-8 PFC CS5 18B2319, Description: PFC CS5 18B2319

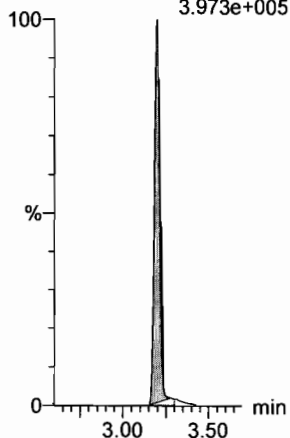
13C4-PFBA

F3:MRM of 1 channel,ES-
217. > 171.8
1.465e+005



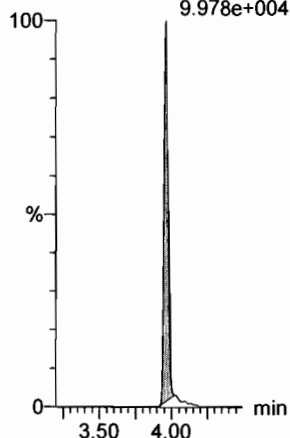
13C5-PFHxA

F10:MRM of 1 channel,ES-
318 > 272.9
3.973e+005




13C3-PFHxS

F18:MRM of 1 channel,ES-
401.9 > 79.9
9.978e+004



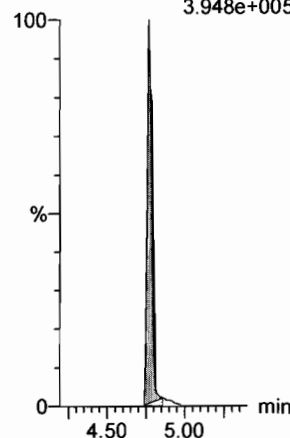
13C8-PFOA

F22:MRM of 1 channel,ES-
421.3 > 376
3.600e+005



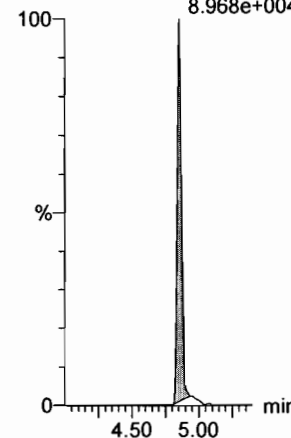
13C9-PFNA

F28:MRM of 1 channel,ES-
472.2 > 426.9
3.948e+005



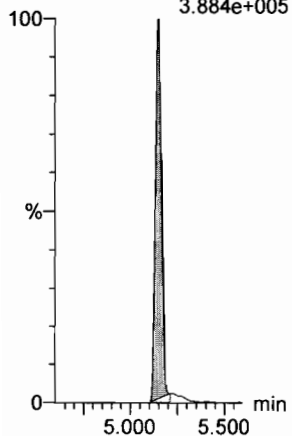
13C4-PFOS

F32:MRM of 1 channel,ES-
503 > 79.9
8.968e+004



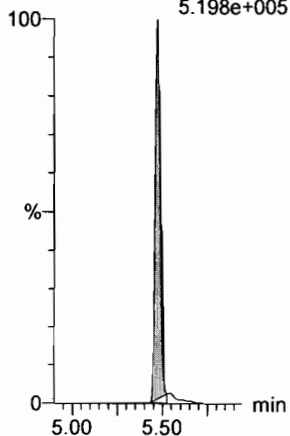
13C6-PFDA

F39:MRM of 1 channel,ES-
519.1 > 473.7
3.884e+005



13C7-PFUdA

F48:MRM of 1 channel,ES-
570.1 > 524.8
5.198e+005



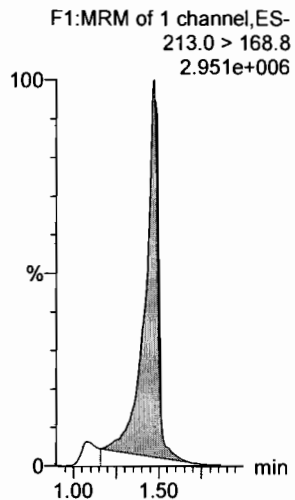
Dataset: Untitled

Last Altered: Thursday, March 01, 2018 12:45:16 Pacific Standard Time

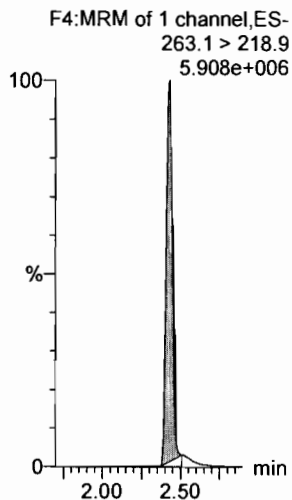
Printed: Thursday, March 01, 2018 12:45:40 Pacific Standard Time

Name: 180228M1_10, Date: 28-Feb-2018, Time: 22:16:39, ID: ST180228M1-9 PFC CS6 18B2320, Description: PFC CS6 18B2320

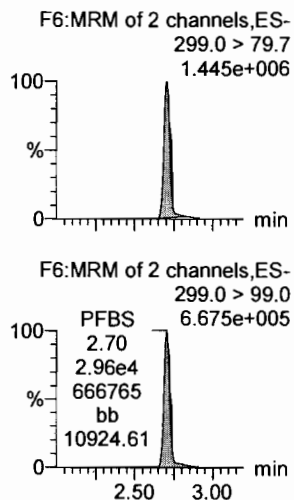
PFBA



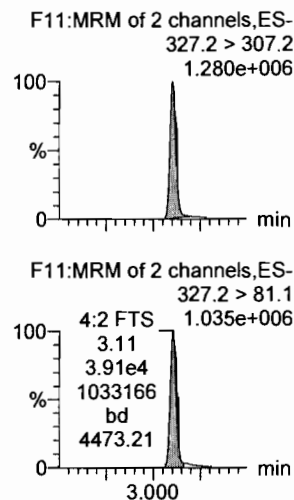
PFPeA



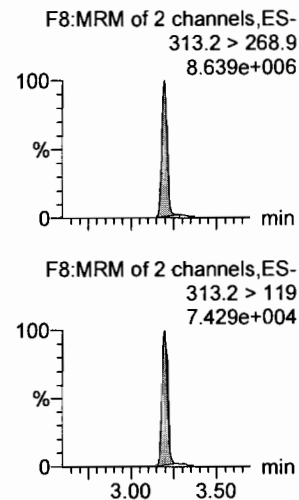
PFBS



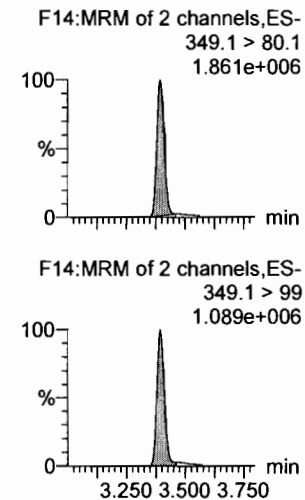
4:2 FTS



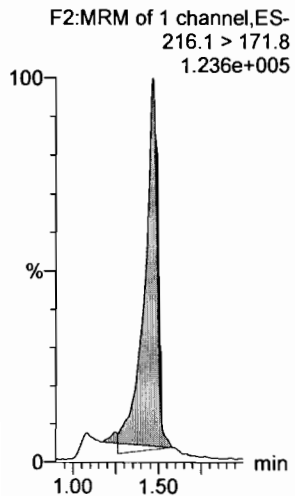
PFHxA



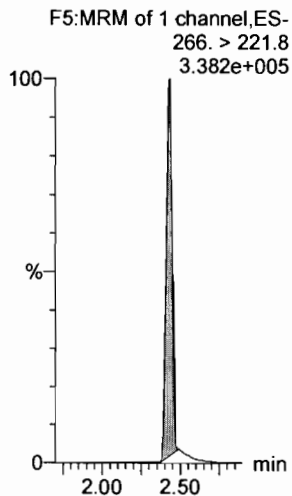
PFPeS



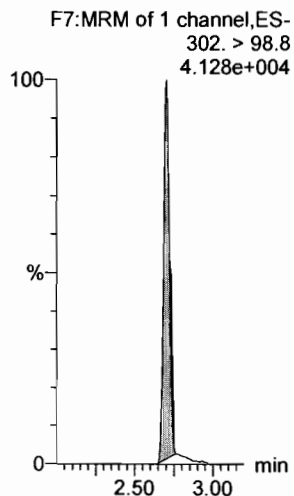
13C3-PFBA



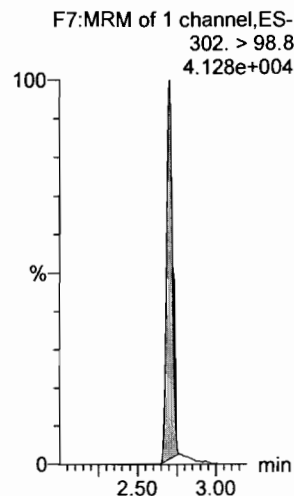
13C3-PFPeA



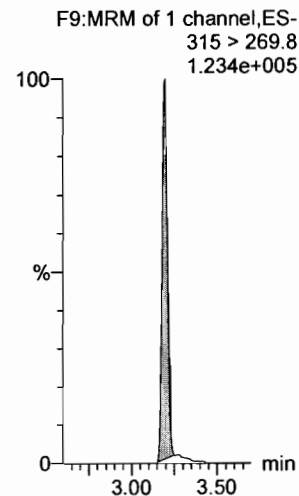
13C3-PFBS



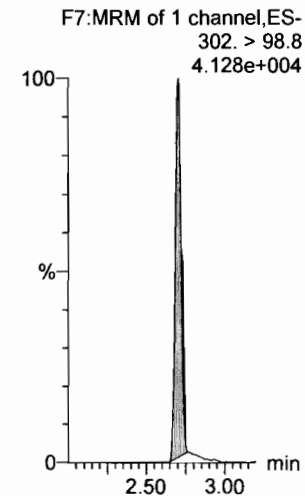
13C3-PFBS



13C2-PFHxA



13C3-PFBS



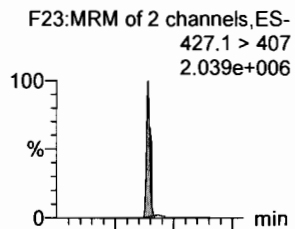
Dataset: Untitled

Last Altered: Thursday, March 01, 2018 12:45:16 Pacific Standard Time

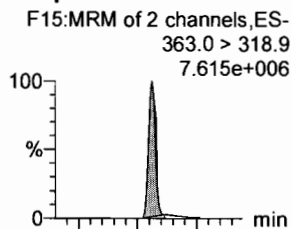
Printed: Thursday, March 01, 2018 12:45:40 Pacific Standard Time

Name: 180228M1_10, Date: 28-Feb-2018, Time: 22:16:39, ID: ST180228M1-9 PFC CS6 18B2320, Description: PFC CS6 18B2320

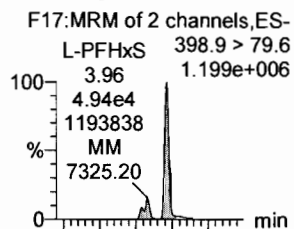
6:2 FTS



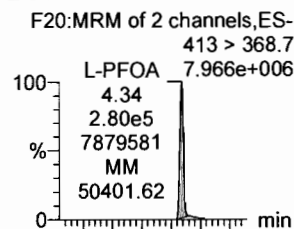
PFHpA



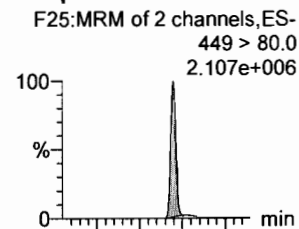
L-PFHxS



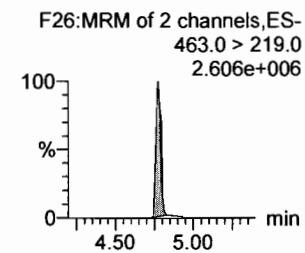
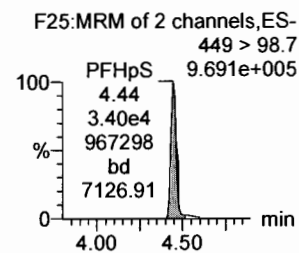
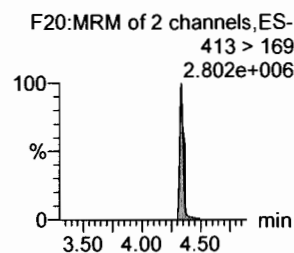
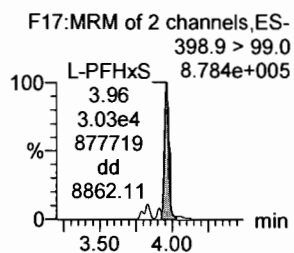
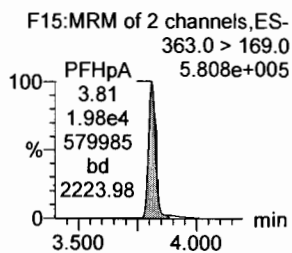
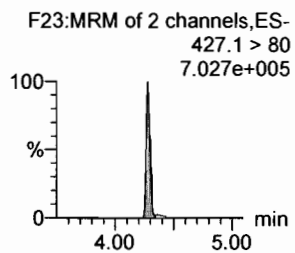
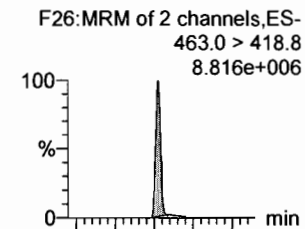
L-PFOA



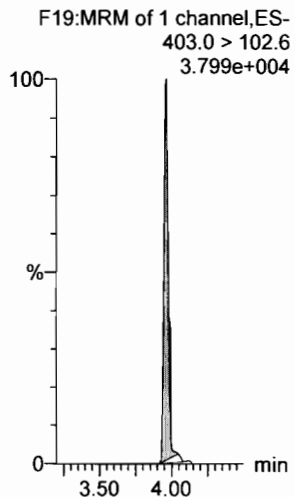
PFHpS



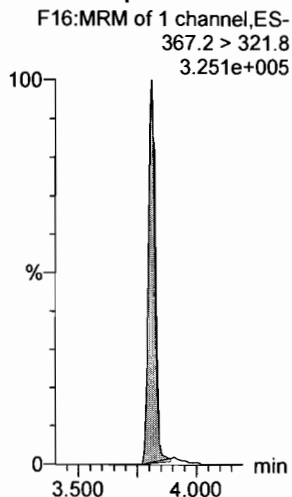
PFNA



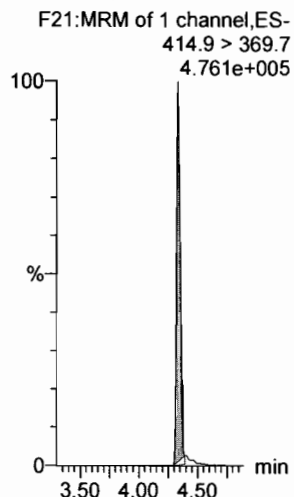
1802-PFHxS



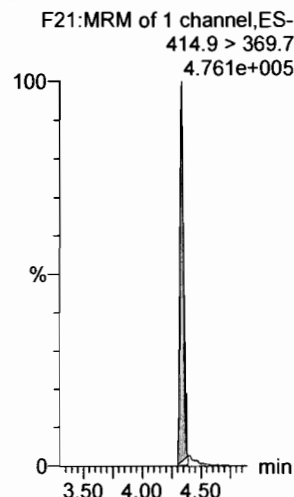
13C4-PFHpA



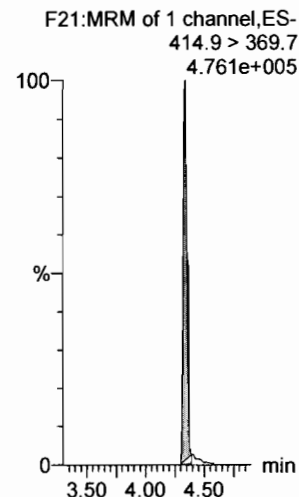
13C2-PFOA



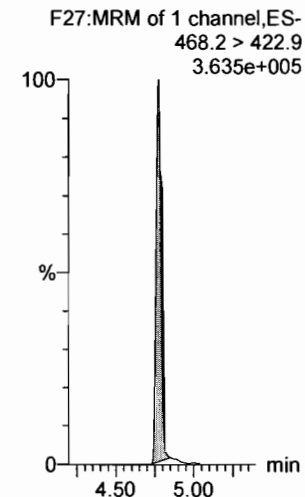
13C2-PFOA



13C2-PFOA



13C5-PFNA



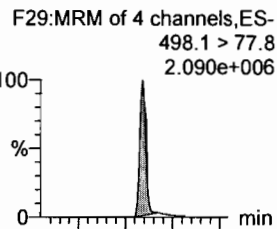
Dataset: Untitled

Last Altered: Thursday, March 01, 2018 12:45:16 Pacific Standard Time

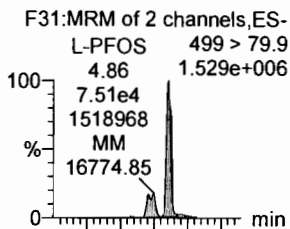
Printed: Thursday, March 01, 2018 12:45:40 Pacific Standard Time

Name: 180228M1_10, Date: 28-Feb-2018, Time: 22:16:39, ID: ST180228M1-9 PFC CS6 18B2320, Description: PFC CS6 18B2320

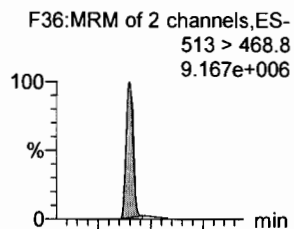
PFOSA



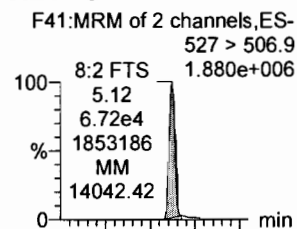
L-PFOS



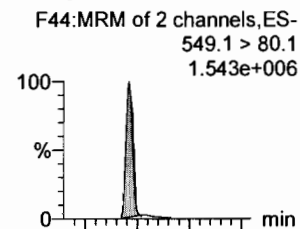
PFDA



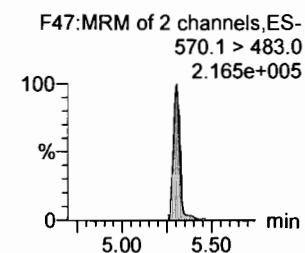
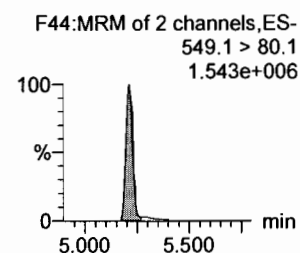
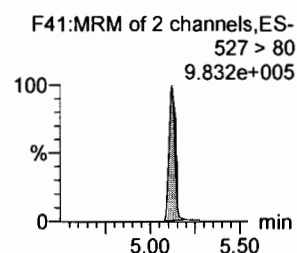
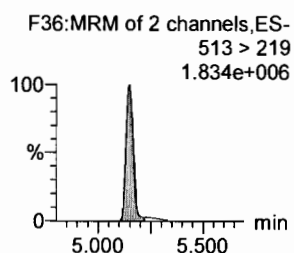
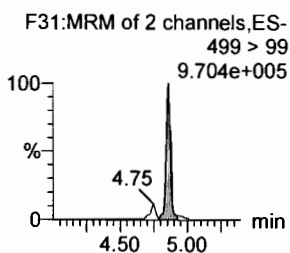
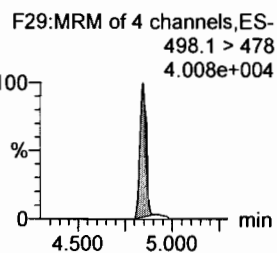
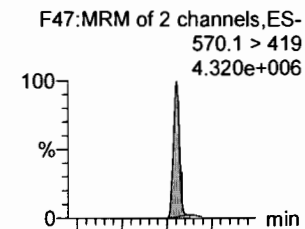
8:2 FTS



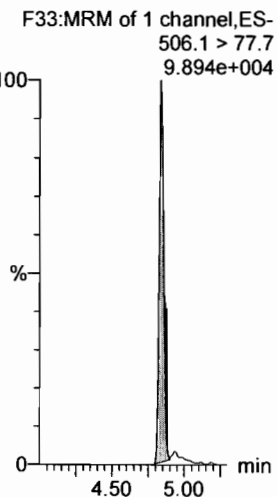
PFNS



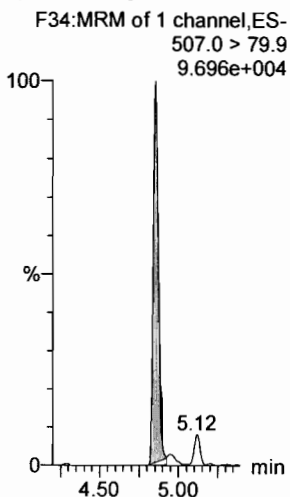
N-MeFOSAA



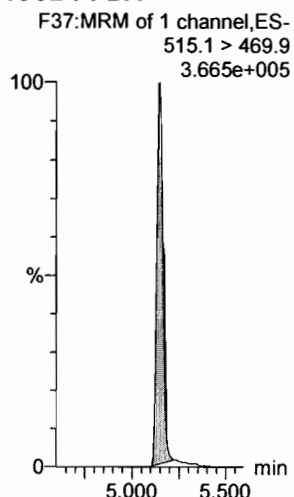
13C8-PFOSA



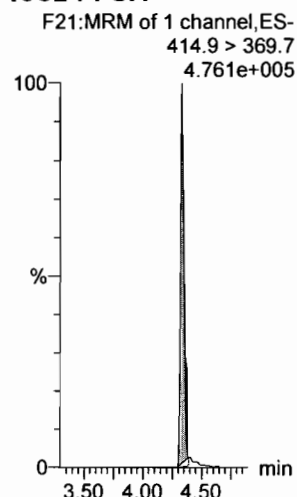
13C8-PFOS



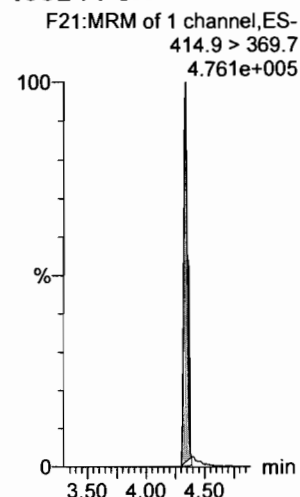
13C2-PFDA



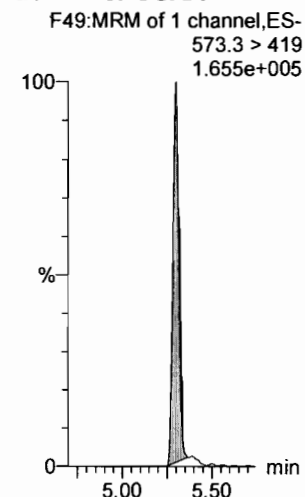
13C2-PFOA



13C2-PFOA



d3-N-MeFOSAA

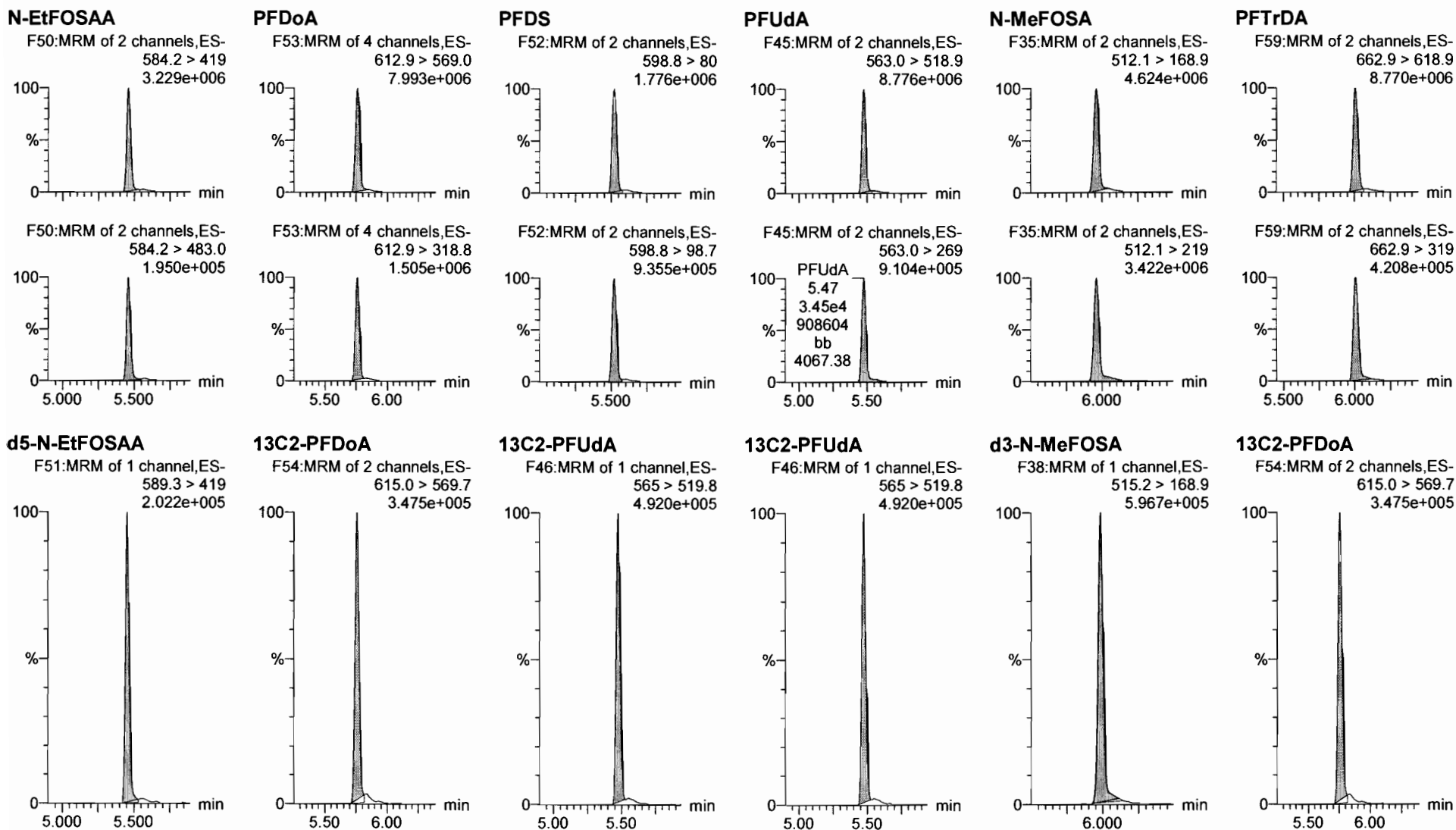


Dataset: Untitled

Last Altered: Thursday, March 01, 2018 12:45:16 Pacific Standard Time

Printed: Thursday, March 01, 2018 12:45:40 Pacific Standard Time

Name: 180228M1_10, Date: 28-Feb-2018, Time: 22:16:39, ID: ST180228M1-9 PFC CS6 18B2320, Description: PFC CS6 18B2320

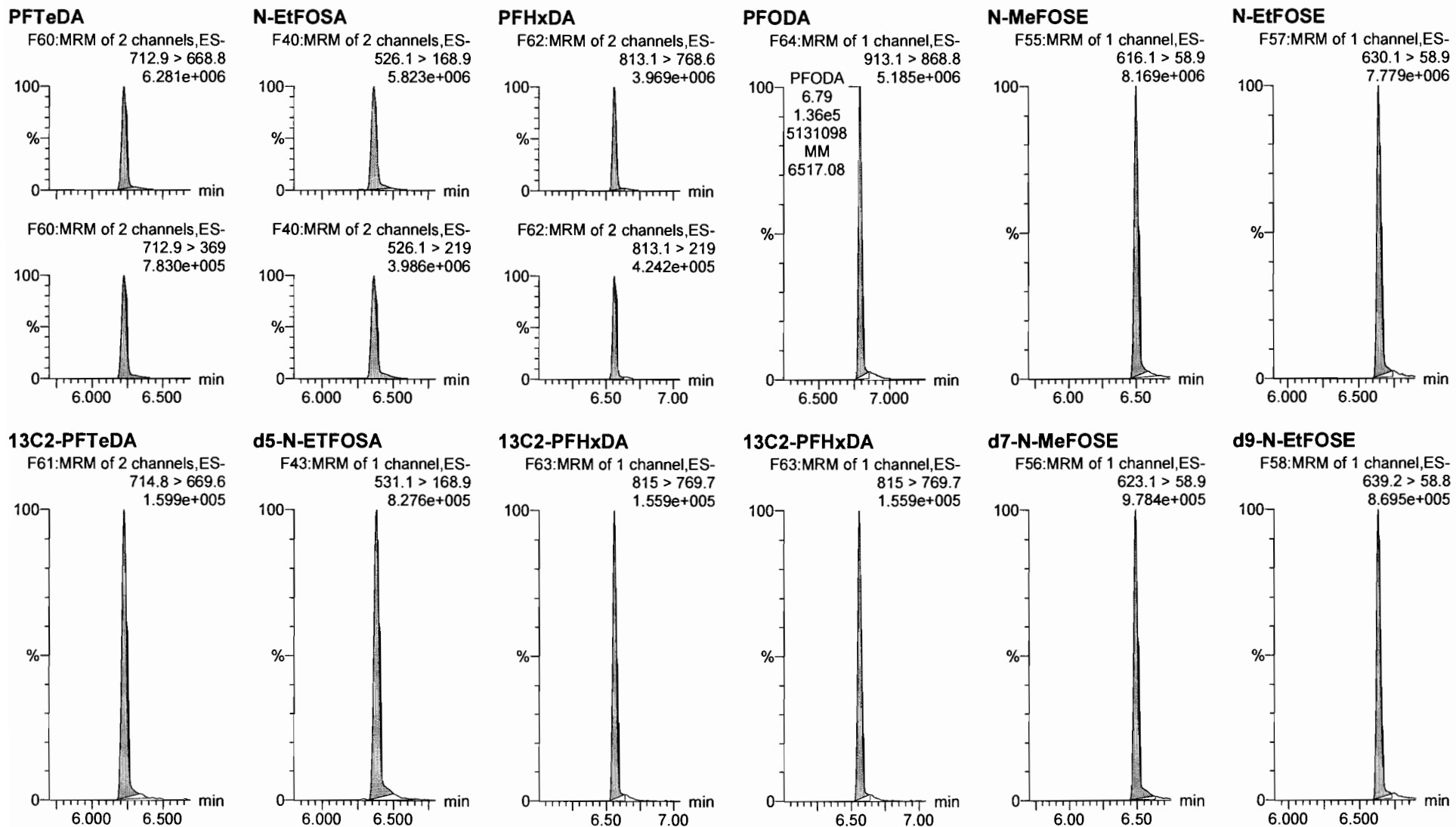


Dataset: Untitled

Last Altered: Thursday, March 01, 2018 12:45:16 Pacific Standard Time

Printed: Thursday, March 01, 2018 12:45:40 Pacific Standard Time

Name: 180228M1_10, Date: 28-Feb-2018, Time: 22:16:39, ID: ST180228M1-9 PFC CS6 18B2320, Description: PFC CS6 18B2320



Dataset: Untitled

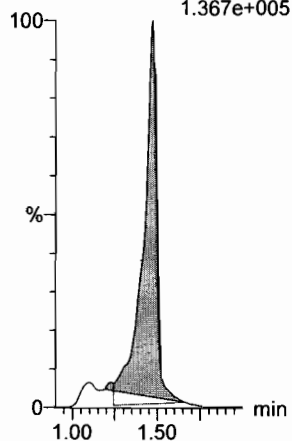
Last Altered: Thursday, March 01, 2018 12:45:16 Pacific Standard Time

Printed: Thursday, March 01, 2018 12:45:40 Pacific Standard Time

Name: 180228M1_10, Date: 28-Feb-2018, Time: 22:16:39, ID: ST180228M1-9 PFC CS6 18B2320, Description: PFC CS6 18B2320

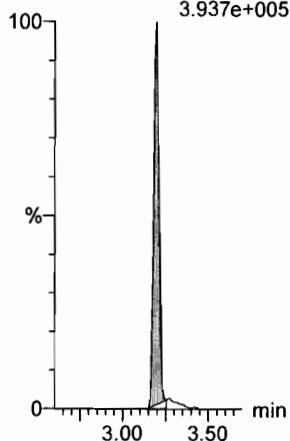
13C4-PFBA

F3:MRM of 1 channel,ES-
217. > 171.8
1.367e+005



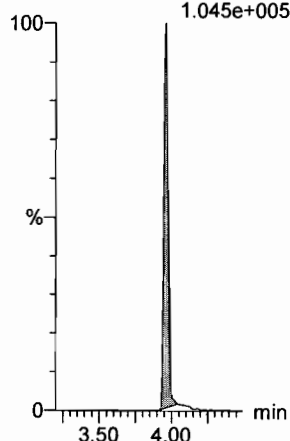
13C5-PFHxA

F10:MRM of 1 channel,ES-
318 > 272.9
3.937e+005




13C3-PFHxS

F18:MRM of 1 channel,ES-
401.9 > 79.9
1.045e+005



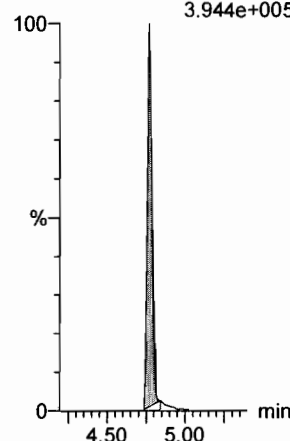
13C8-PFOA

F22:MRM of 1 channel,ES-
421.3 > 376
3.756e+005



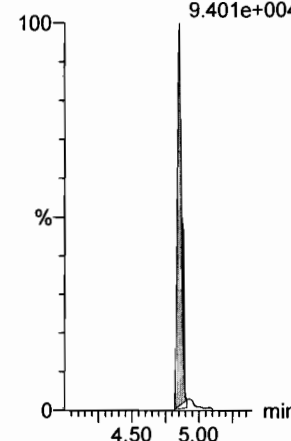
13C9-PFNA

F28:MRM of 1 channel,ES-
472.2 > 426.9
3.944e+005



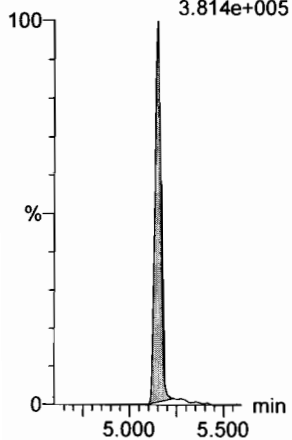
13C4-PFOS

F32:MRM of 1 channel,ES-
503 > 79.9
9.401e+004



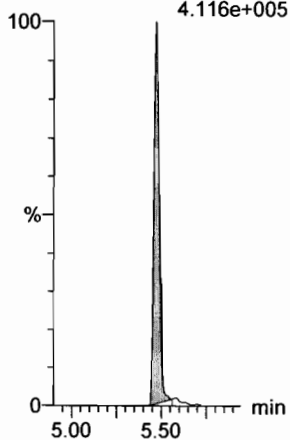
13C6-PFDA

F39:MRM of 1 channel,ES-
519.1 > 473.7
3.814e+005



13C7-PFUdA

F48:MRM of 1 channel,ES-
570.1 > 524.8
4.116e+005



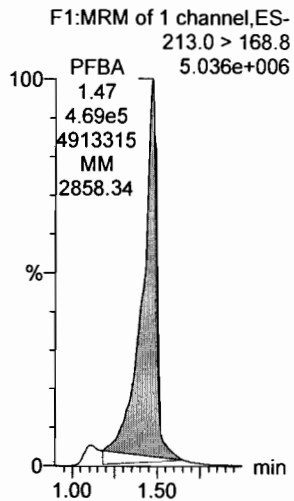
Dataset: Untitled

Last Altered: Thursday, March 01, 2018 12:45:16 Pacific Standard Time

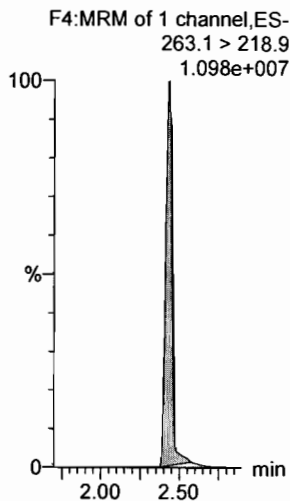
Printed: Thursday, March 01, 2018 12:45:40 Pacific Standard Time

Name: 180228M1_11, Date: 28-Feb-2018, Time: 22:28:09, ID: ST180228M1-10 PFC CS7 18B2321, Description: PFC CS7 18B2321

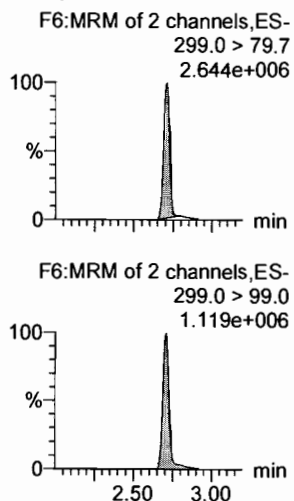
PFBA



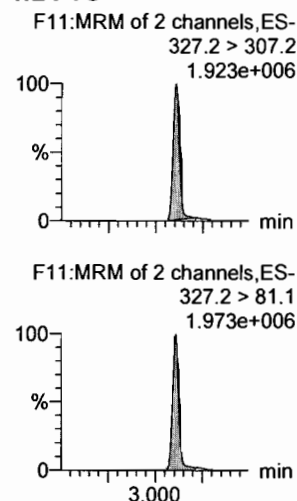
PFPeA



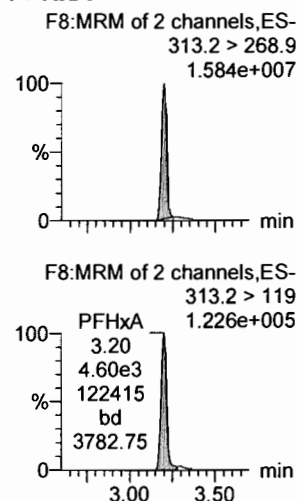
PFBS



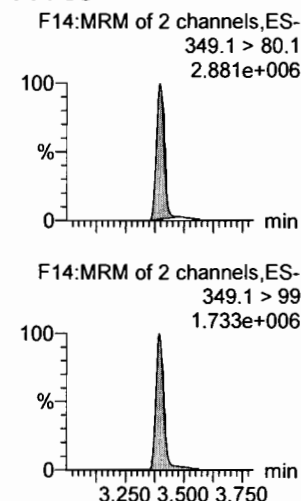
4:2 FTS



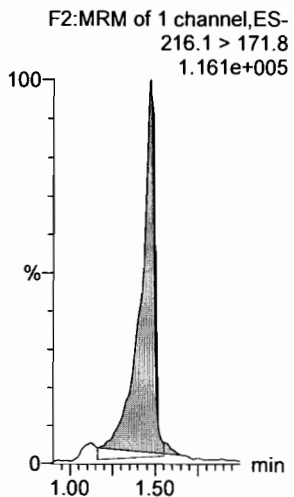
PFHxA



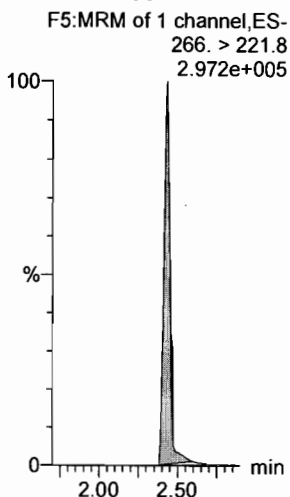
PFPeS



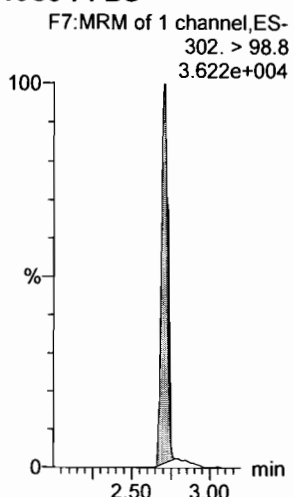
13C3-PFBA



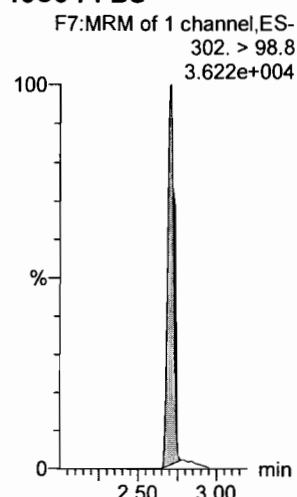
13C3-PFPeA



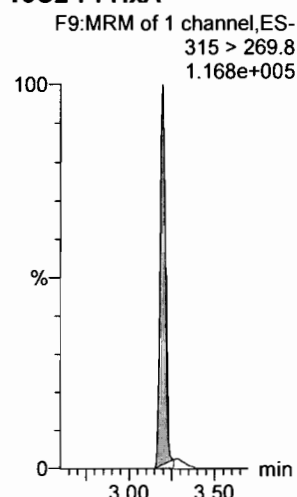
13C3-PFBS



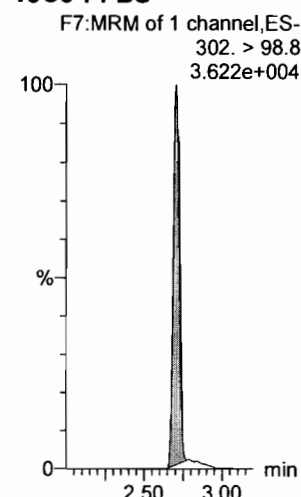
13C3-PFBS



13C2-PFHxA



13C3-PFBS

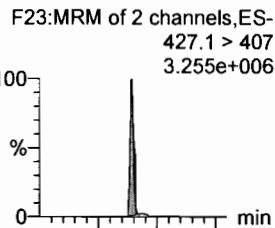


Dataset: Untitled

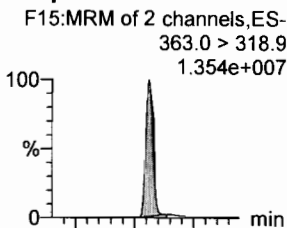
Last Altered: Thursday, March 01, 2018 12:45:16 Pacific Standard Time
Printed: Thursday, March 01, 2018 12:45:40 Pacific Standard Time

Name: 180228M1_11, Date: 28-Feb-2018, Time: 22:28:09, ID: ST180228M1-10 PFC CS7 18B2321, Description: PFC CS7 18B2321

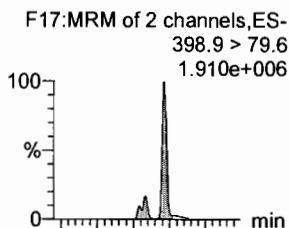
6:2 FTS



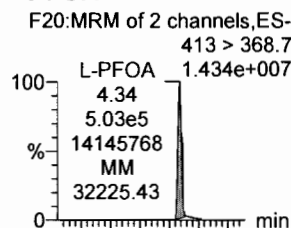
PFHpA



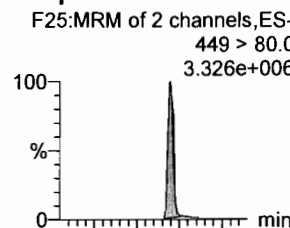
L-PFHxS



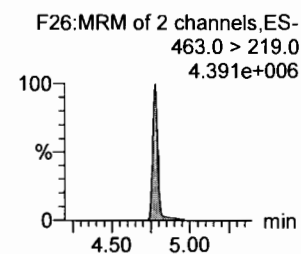
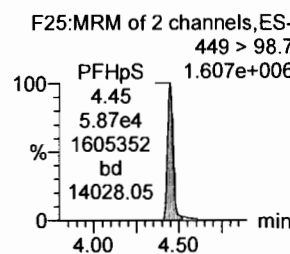
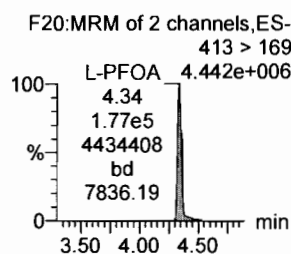
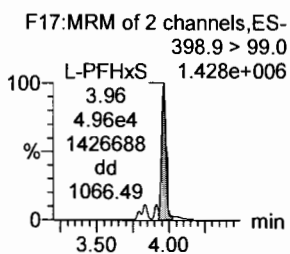
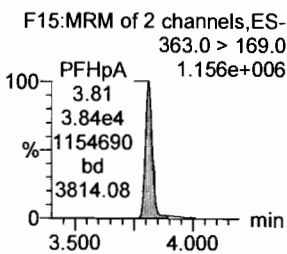
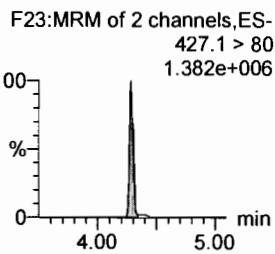
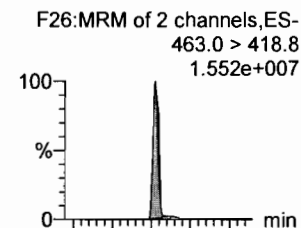
L-PFOA



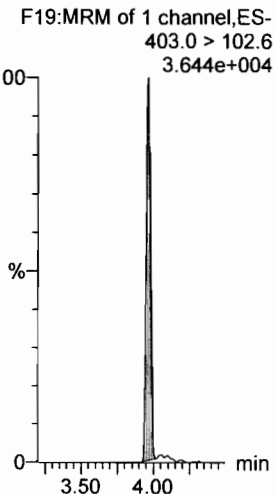
PFHpS



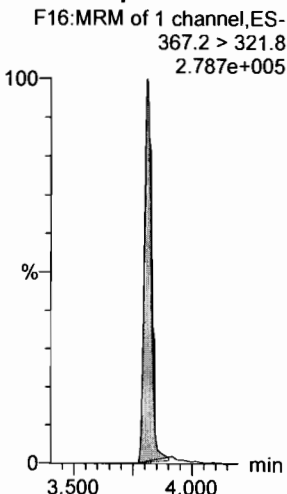
PFNA




1802-PFHxS




13C4-PFHpA



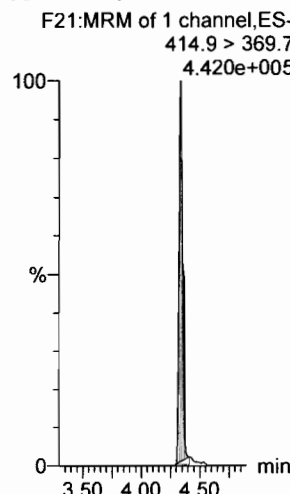
13C2-PFOA



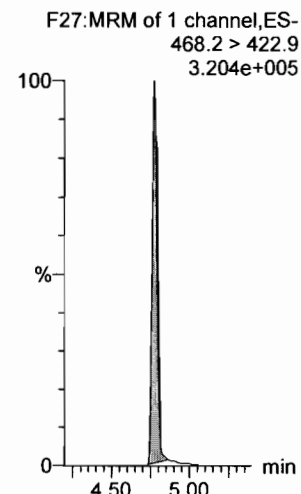
13C2-PFOA



13C2-PFOA



13C5-PFNA

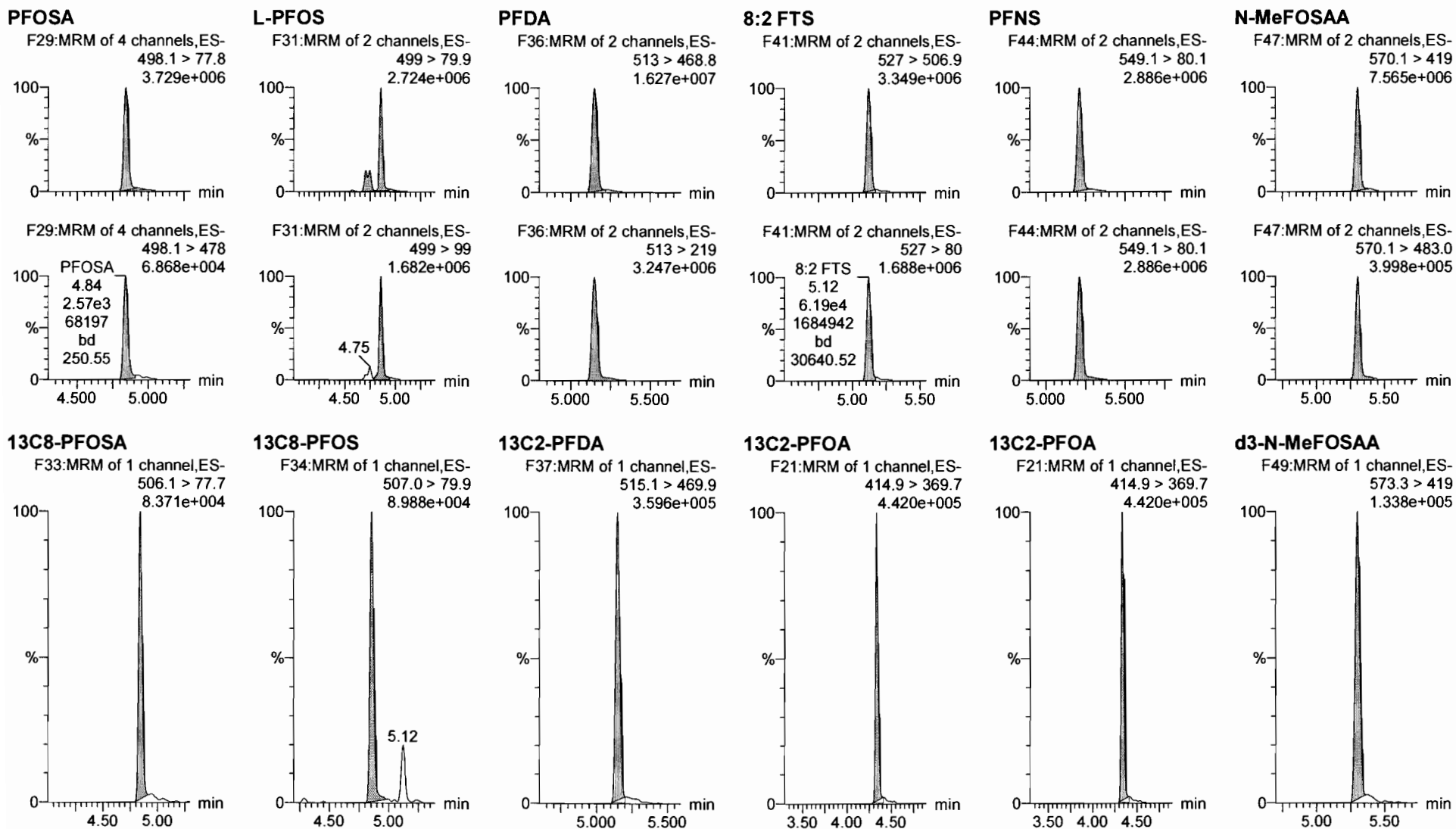


Dataset: Untitled

Last Altered: Thursday, March 01, 2018 12:45:16 Pacific Standard Time

Printed: Thursday, March 01, 2018 12:45:40 Pacific Standard Time

Name: 180228M1_11, Date: 28-Feb-2018, Time: 22:28:09, ID: ST180228M1-10 PFC CS7 18B2321, Description: PFC CS7 18B2321

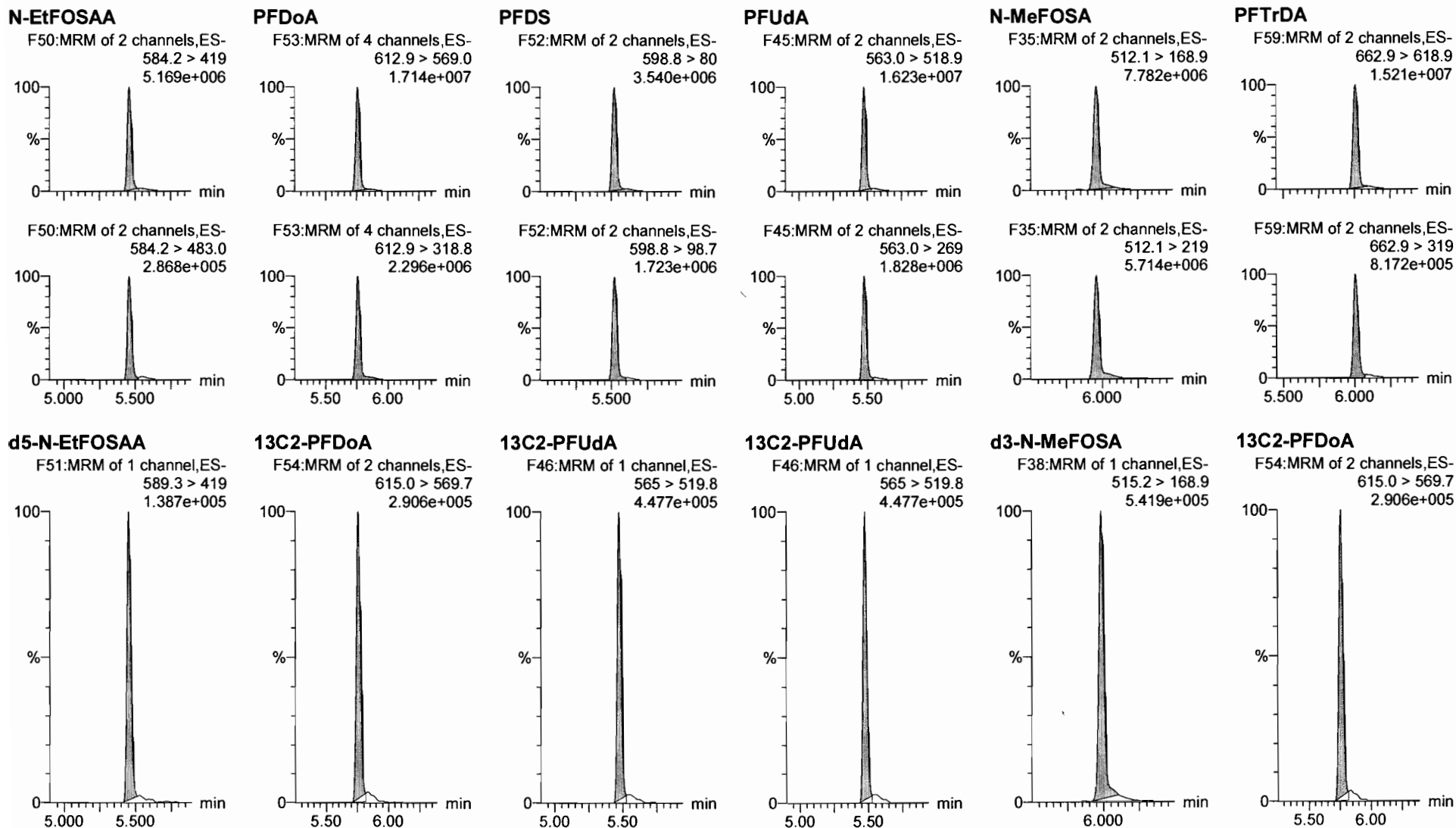


Dataset: Untitled

Last Altered: Thursday, March 01, 2018 12:45:16 Pacific Standard Time

Printed: Thursday, March 01, 2018 12:45:40 Pacific Standard Time

Name: 180228M1_11, Date: 28-Feb-2018, Time: 22:28:09, ID: ST180228M1-10 PFC CS7 18B2321, Description: PFC CS7 18B2321



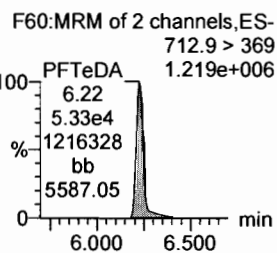
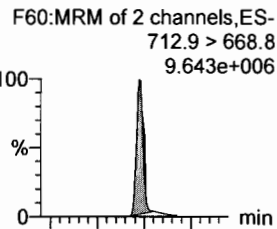
Dataset: Untitled

Last Altered: Thursday, March 01, 2018 12:45:16 Pacific Standard Time

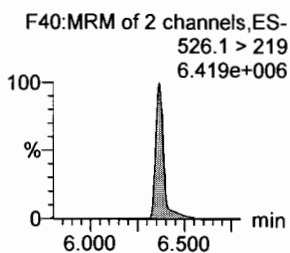
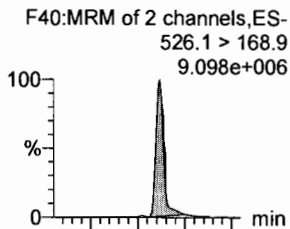
Printed: Thursday, March 01, 2018 12:45:40 Pacific Standard Time

Name: 180228M1_11, Date: 28-Feb-2018, Time: 22:28:09, ID: ST180228M1-10 PFC CS7 18B2321, Description: PFC CS7 18B2321

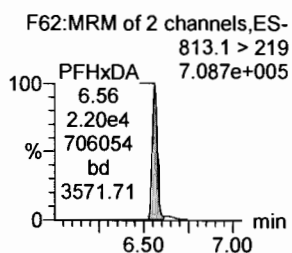
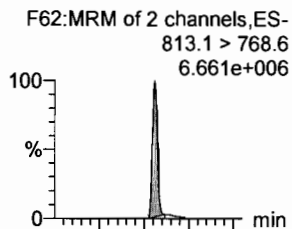
PFTeDA



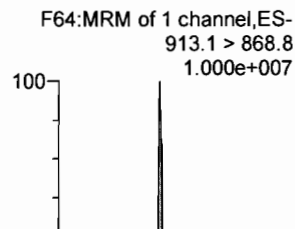
N-EtFOSA




PFHxDA



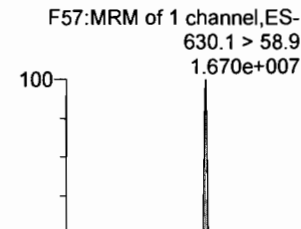
PFODA



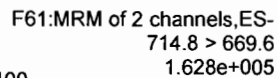
N-MeFOSE



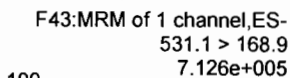
N-EtFOSE



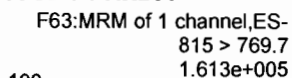
13C2-PFTeDA



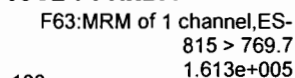
d5-N-ETFOSA



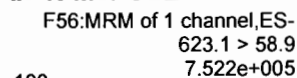
13C2-PFHxDA



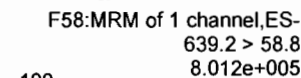
13C2-PFHxDA



d7-N-MeFOSE



d9-N-EtFOSE



Dataset: Untitled

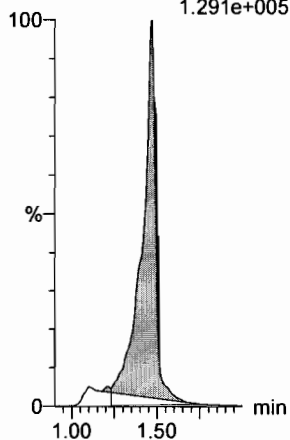
Last Altered: Thursday, March 01, 2018 12:45:16 Pacific Standard Time

Printed: Thursday, March 01, 2018 12:45:40 Pacific Standard Time

Name: 180228M1_11, Date: 28-Feb-2018, Time: 22:28:09, ID: ST180228M1-10 PFC CS7 18B2321, Description: PFC CS7 18B2321

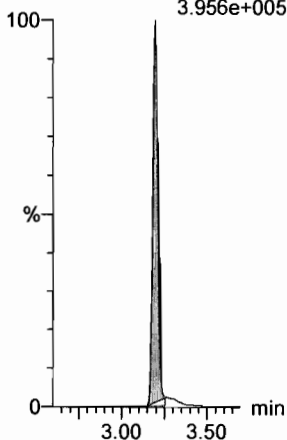
13C4-PFBA

F3:MRM of 1 channel,ES-
217. > 171.8
1.291e+005



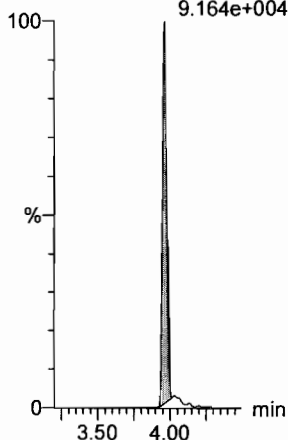
13C5-PFHxA

F10:MRM of 1 channel,ES-
318 > 272.9
3.956e+005



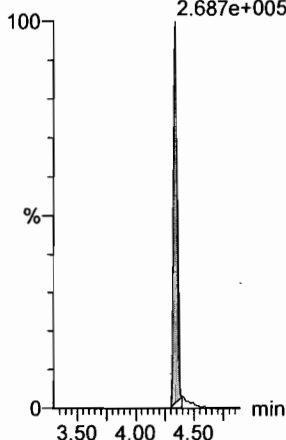
13C3-PFHxS

F18:MRM of 1 channel,ES-
401.9 > 79.9
9.164e+004



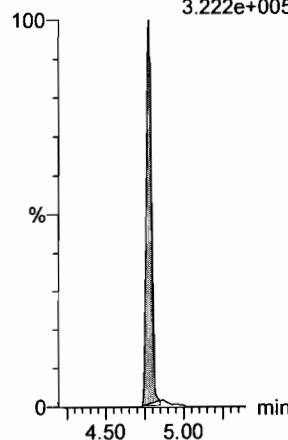
13C8-PFOA

F22:MRM of 1 channel,ES-
421.3 > 376
2.687e+005



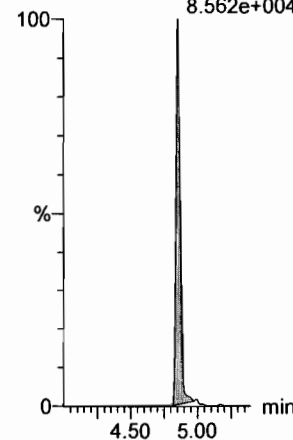
13C9-PFNA

F28:MRM of 1 channel,ES-
472.2 > 426.9
3.222e+005



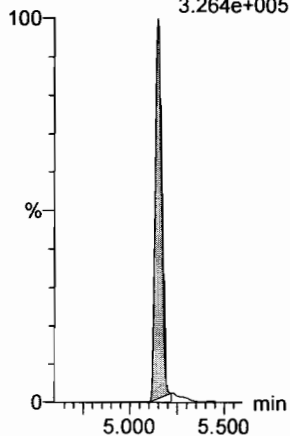
13C4-PFOS

F32:MRM of 1 channel,ES-
503 > 79.9
8.562e+004



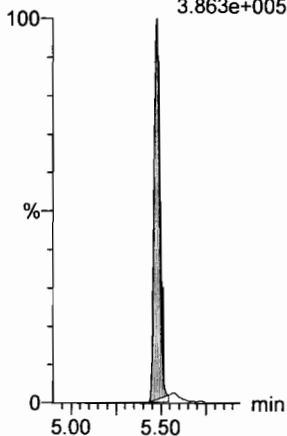
13C6-PFDA

F39:MRM of 1 channel,ES-
519.1 > 473.7
3.264e+005



13C7-PFUDa

F48:MRM of 1 channel,ES-
570.1 > 524.8
3.863e+005



Dataset: F:\Projects\PFAS.PRO\Results\180228M1\180228M1-13.qld

Rev'ol JA 03/01/2018

Last Altered: Thursday, March 01, 2018 13:05:20 Pacific Standard Time

Printed: Thursday, March 01, 2018 13:05:35 Pacific Standard Time

Ⓟ NOT in UV.

Method: F:\Projects\PFAS.PRO\MethDB\PFAS_FULL_80C_022718.mdb 28 Feb 2018 13:19:45

Calibration: F:\Projects\PFAS.PRO\CurveDB\C18_VAL-PFAS_Q4_02-28-18-FULL.cdb 01 Mar 2018 12:54:21

Name: 180228M1_13, Date: 28-Feb-2018, Time: 22:51:06, ID: ICV180228M1-1 PFC ICV 18B2311, Description: PFC ICV 18B2311

#	Name	Trace	Area	IS Area	RRF	Pred.RT	RT	y Axis Resp.	Conc.	%Rec	Recovery	Out
1	1 PFBA	213.0 > 168.8	7.86e3	9.63e3		1.46	1.47	10.2	8.75	87.5		NO
2	2 PFPeA	263.1 > 218.9	9.72e3	1.39e4		2.31	2.43	8.74	9.18	91.8		NO
3	3 PFBS	299.0 > 79.7	1.97e3	1.74e3		2.60	2.70	14.1	8.17	81.7		NO
4	4 4:2 FTS	327.2>307.2	1.74e3	1.74e3		3.00	3.11	12.4	8.58	85.8		NO
5	5 PFHxA	313.2 > 268.9	1.10e4	4.34e3		3.19	3.20	12.7	8.08	80.8		NO
6	6 PFPeS	349.1>80.1	2.39e3	1.74e3		3.39	3.39	17.1	9.06	90.6		NO
7	7 PFHpA	363.0 > 318.9	9.10e3	9.01e3		3.81	3.81	12.6	10.0	100.0		NO
8	8 L-PFHxS	398.9 > 79.6	1.74e3	1.33e3		4.17	3.96	16.4	8.03	80.3		NO
9	10 6:2 FTS	427.1 > 407	2.33e3	1.61e4		4.28	4.28	1.81	8.53	85.3		NO
10	11 L-PFOA	413 > 368.7	1.14e4	1.61e4		4.40	4.34	8.83	9.14	91.4		NO
11	13 PFHpS	449 > 80.0	2.53e3	1.61e4		4.44	4.44	1.96	8.80	88.0		NO
12	14 PFNA	463.0 > 418.8	1.17e4	1.20e4		4.76	4.77	12.2	9.62	96.2		NO
13	15 PFOSA	498.1 > 77.8	2.91e3	4.19e3		4.83	4.84	8.67	8.90	89.0		NO
14	16 L-PFOS	499 > 79.9	2.46e3	3.30e3		4.90	4.85	9.31	9.19	91.9		NO
15	18 PFDA	513 > 468.8	1.44e4	1.40e4		5.14	5.15	12.9	8.78	87.8		NO
16	19 8:2 FTS	527 > 506.9	2.94e3	1.61e4		5.12	5.12	2.28	8.30	83.0		NO
17	20 PFNS	549.1>80.1	2.11e3	3.30e3		5.08	5.21	8.01	9.97	99.7		NO
18	21 N-MeFOSAA	570.1 > 419	6.11e3	4.68e3		5.29	5.30	16.3	12.2	121.6		NO
19	22 N-EiFOSAA	584.2 > 419	4.65e3	6.48e3		5.45	5.46	8.97	9.54	95.4		NO
20	23 PFUdA	563.0 > 518.9	1.26e4	1.46e4		5.46	5.47	10.8	10.9	108.5		NO
21	24 PFDS	598.8 > 80	2.92e3	1.46e4		5.51	5.52	2.51	10.5	105.0		NO
22	25 PFDoA	612.9 > 569.0	1.36e4	1.46e4		5.74	5.76	11.7	9.34	93.4		NO
23	26 N-MeFOSA	512.1 > 168.9		2.16e4		5.84					Ⓟ	NO
24	27 PFTTrDA	662.9 > 618.9	1.40e4	1.46e4		5.98	6.01	12.0	8.24	82.4		NO
25	28 PFTeDA	712.9 > 668.8	1.03e4	5.44e3		6.20	6.22	23.7	9.89	98.9		NO
26	29 N-EiFOSA	526.1 > 168.9		3.53e4		6.22					Ⓟ	NO
27	30 PFHxDA	813.1 > 768.6		3.82e3		6.51						NO
28	31 PFODA	913.1 > 868.8		3.82e3		6.74						NO
29	32 N-MeFOSE	616.1 > 58.9		2.58e4		6.31						NO
30	33 N-EiFOSE	630.1 > 58.9		2.91e4		6.45						NO
31	34 13C3-PFBA	216.1 > 171.8	9.63e3	1.04e4	0.869	1.46	1.47	11.5	13.3	106.3		NO

em
3/1/18

Dataset: F:\Projects\PFAS.PRO\Results\180228M1\180228M1-13.qld

Last Altered: Thursday, March 01, 2018 13:05:20 Pacific Standard Time

Printed: Thursday, March 01, 2018 13:05:35 Pacific Standard Time

Name: 180228M1_13, Date: 28-Feb-2018, Time: 22:51:06, ID: ICV180228M1-1 PFC ICV 18B2311, Description: PFC ICV 18B2311

	# Name	Trace	Area	IS Area	RRF	Pred.RT	RT	y Axis Resp.	Conc.	%Rec	Recovery	Out
32	35 13C3-PFPeA	266. > 221.8	1.39e4	1.29e4	0.978	2.42	2.43	13.4	13.8	110.0	NO	
33	36 13C3-PFBS	302. > 98.8	1.74e3	1.29e4	0.123	2.69	2.70	1.69	13.7	109.5	NO	
34	37 13C2-PFHxA	315 > 269.8	4.34e3	1.29e4	0.712	3.19	3.20	4.20	5.90	118.0	NO	
35	38 13C4-PFHpA	367.2 > 321.8	9.01e3	1.29e4	0.678	3.81	3.81	8.72	12.9	102.9	NO	
36	39 18O2-PFHxS	403.0 > 102.6	1.33e3	3.55e3	0.392	3.96	3.96	4.68	11.9	95.4	NO	
37	40 13C2-PFOA	414.9 > 369.7	1.61e4	1.24e4	1.308	4.33	4.34	16.2	12.4	99.1	NO	
38	41 13C5-PFNA	468.2 > 422.9	1.20e4	1.31e4	0.976	4.76	4.77	11.4	11.7	93.7	NO	
39	42 13C8-PFOSA	506.1 > 77.7	4.19e3	1.83e4	0.254	4.83	4.84	2.86	11.2	89.9	NO	
40	43 13C8-PFOS	507.0 > 79.9	3.30e3	3.44e3	1.040	4.84	4.85	12.0	11.5	92.0	NO	
41	44 13C2-PFDA	515.1 > 469.9	1.40e4	1.48e4	0.967	5.14	5.15	11.8	12.2	97.7	NO	
42	45 d3-N-MeFOSAA	573.3 > 419	4.68e3	1.83e4	0.381	5.29	5.30	3.19	8.37	67.0	NO	
43	46 d5-N-EtFOSAA	589.3 > 419	6.48e3	1.83e4	0.399	5.45	5.46	4.42	11.1	88.7	NO	
44	47 13C2-PFUdA	565 > 519.8	1.46e4	1.83e4	0.985	5.46	5.47	9.94	10.1	80.8	NO	
45	48 13C2-PFDoA	615.0 > 569.7	1.46e4	1.83e4	0.813	5.74	5.76	9.92	12.2	97.6	NO	
46	49 d3-N-MeFOSA	515.2 > 168.9	2.16e4	1.83e4	0.124	5.84	5.98	14.8	118	79.0	NO	
47	50 13C2-PFTeDA	714.8 > 669.6	5.44e3	1.83e4	0.379	6.20	6.23	3.71	9.79	78.3	NO	
48	51 d5-N-ETFOSA	531.1 > 168.9	3.53e4	1.83e4	0.189	6.22	6.38	24.1	127	84.7	NO	
49	52 13C2-PFHxDA	815 > 769.7	3.82e3	1.83e4	0.703	6.51	6.56	2.61	3.71	74.2	NO	
50	53 d7-N-MeFOSE	623.1 > 58.9	2.58e4	1.83e4	0.157	6.31	6.49	17.6	112	74.4	NO	
51	54 d9-N-EtFOSE	639.2 > 58.8	2.91e4	1.83e4	0.146	6.45	6.63	19.8	135	90.3	NO	
52	55 13C4-PFBA	217. > 171.8	1.04e4	1.04e4	1.000	1.46	1.47	12.5	12.5	100.0	NO	
53	56 13C5-PFHxA	318 > 272.9	1.29e4	1.29e4	1.000	3.19	3.20	12.5	12.5	100.0	NO	
54	57 13C3-PFHxS	401.9 > 79.9	3.55e3	3.55e3	1.000	3.96	3.96	12.5	12.5	100.0	NO	
55	58 13C8-PFOA	421.3 > 376	1.24e4	1.24e4	1.000	4.33	4.34	12.5	12.5	100.0	NO	
56	59 13C9-PFNA	472.2 > 426.9	1.31e4	1.31e4	1.000	4.70	4.77	12.5	12.5	100.0	NO	
57	60 13C4-PFOS	503 > 79.9	3.44e3	3.44e3	1.000	4.84	4.85	12.5	12.5	100.0	NO	
58	61 13C6-PFDA	519.1 > 473.7	1.48e4	1.48e4	1.000	5.14	5.15	12.5	12.5	100.0	NO	
59	62 13C7-PFUdA	570.1 > 524.8	1.83e4	1.83e4	1.000	5.46	5.47	12.5	12.5	100.0	NO	

Dataset: F:\Projects\PFAS.PRO\Results\180228M1\180228M1-13.qld

Last Altered: Thursday, March 01, 2018 13:05:20 Pacific Standard Time

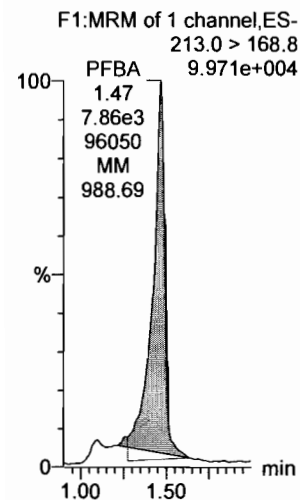
Printed: Thursday, March 01, 2018 13:05:35 Pacific Standard Time

Method: F:\Projects\PFAS.PRO\MethDB\PFAS_FULL_80C_022718.mdb 28 Feb 2018 13:19:45

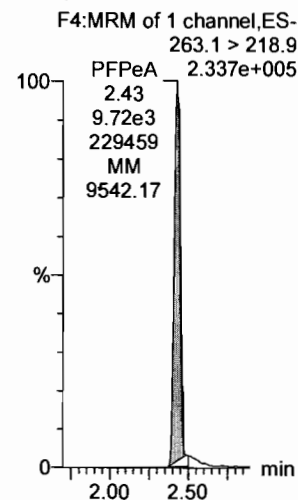
Calibration: F:\Projects\PFAS.PRO\CurveDB\C18_VAL-PFAS_Q4_02-28-18-FULL.cdb 01 Mar 2018 12:54:21

Name: 180228M1_13, Date: 28-Feb-2018, Time: 22:51:06, ID: ICV180228M1-1 PFC ICV 18B2311, Description: PFC ICV 18B2311

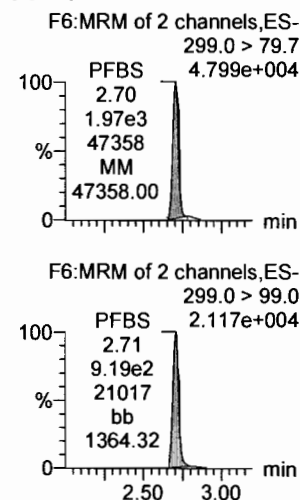
PFBA



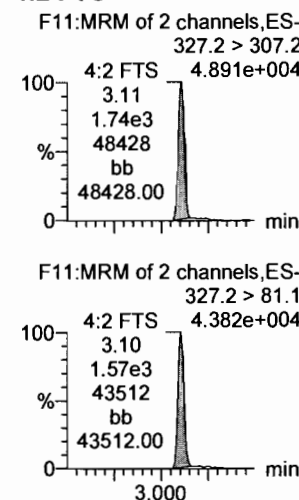
PFPeA



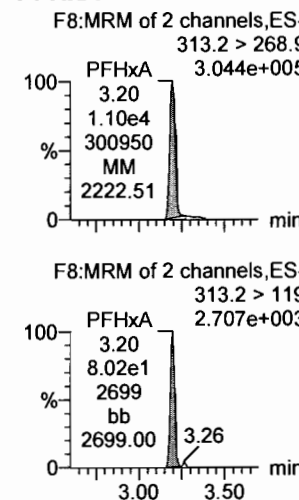
PFBS



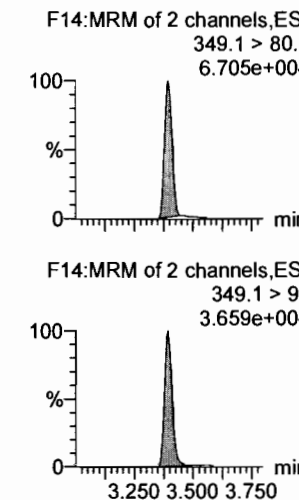
4:2 FTS



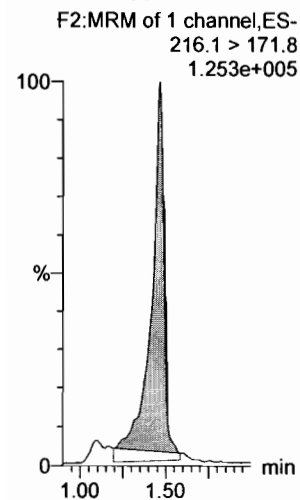
PFHxA



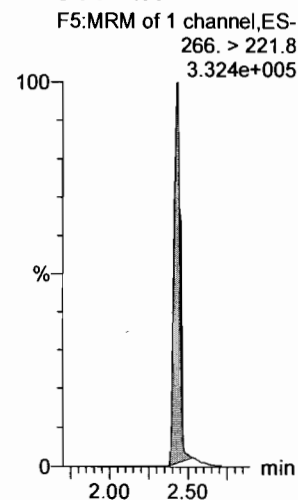
PFPeS



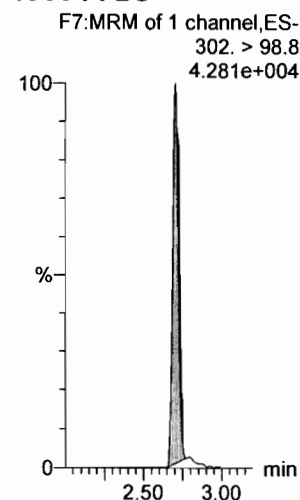
13C3-PFBA



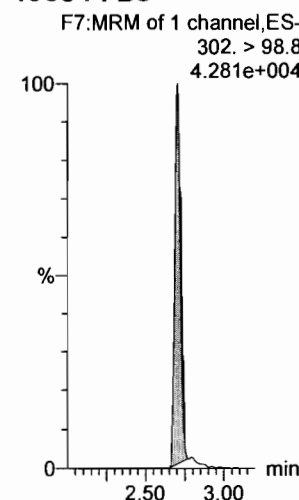
13C3-PFPeA



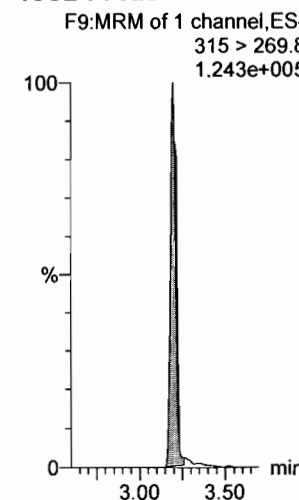
13C3-PFBS



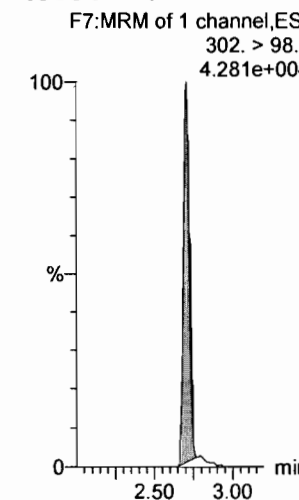
13C3-PFBS



13C2-PFHxA



13C3-PFBS



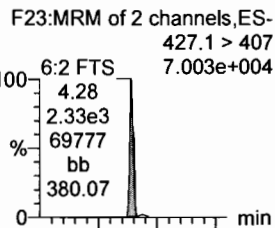
Dataset: F:\Projects\PFAS.PRO\Results\180228M1\180228M1-13.qld

Last Altered: Thursday, March 01, 2018 13:05:20 Pacific Standard Time

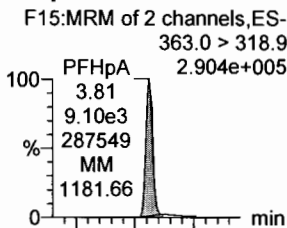
Printed: Thursday, March 01, 2018 13:05:35 Pacific Standard Time

Name: 180228M1_13, Date: 28-Feb-2018, Time: 22:51:06, ID: ICV180228M1-1 PFC ICV 18B2311, Description: PFC ICV 18B2311

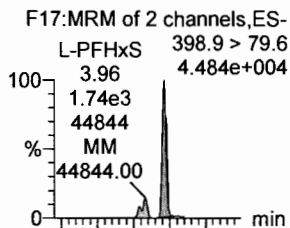
6:2 FTS



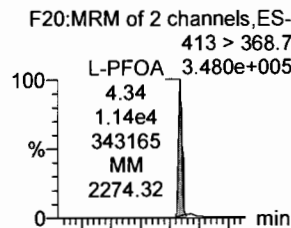
PFHpA



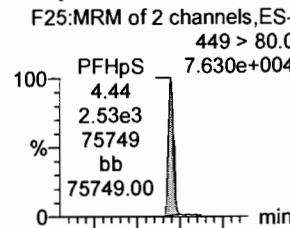
L-PFHxS



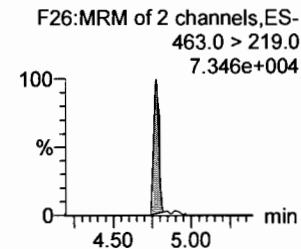
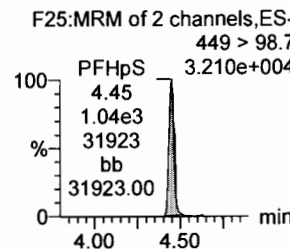
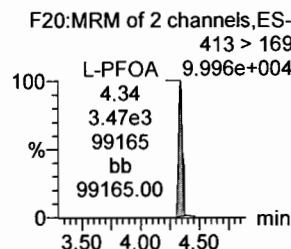
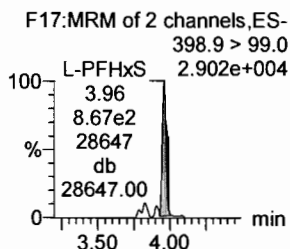
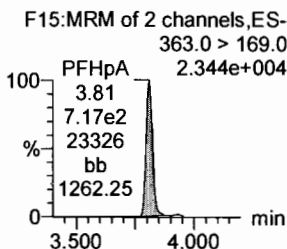
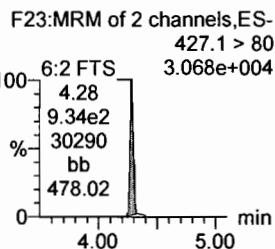
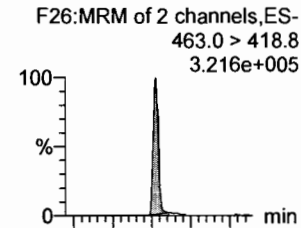
L-PFOA



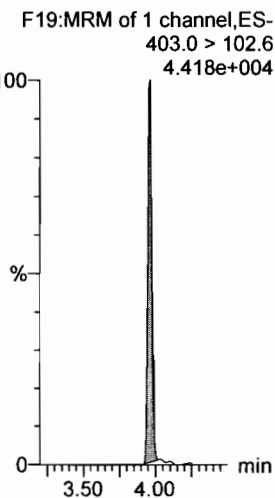
PFHpS



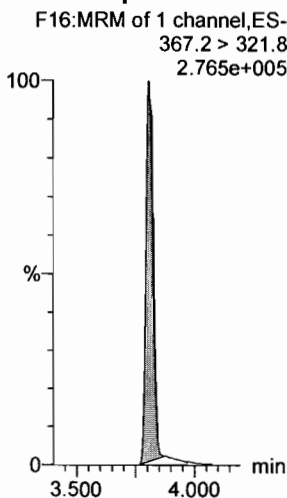
PFNA



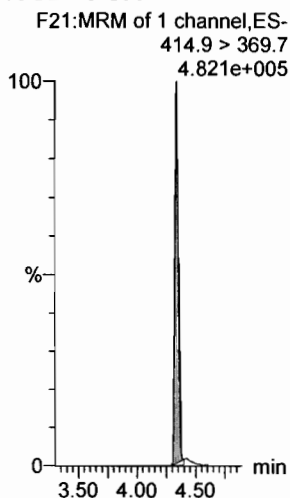
18O2-PFHxS



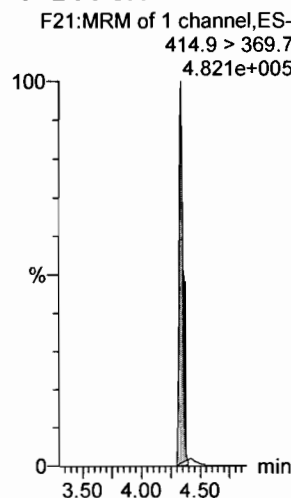
13C4-PFHpA



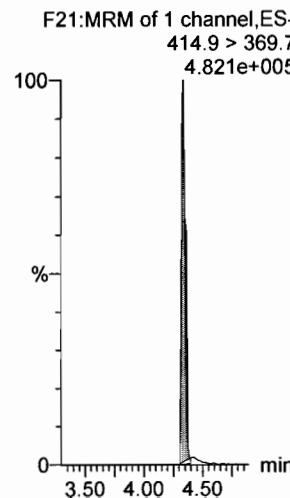
13C2-PFOA



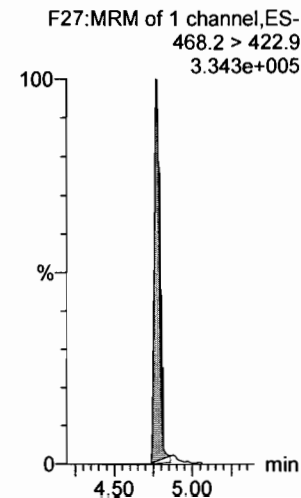
13C2-PFOA



13C2-PFOA



13C5-PFNA



Dataset: F:\Projects\PFAS.PRO\Results\180228M1\180228M1-13.qld

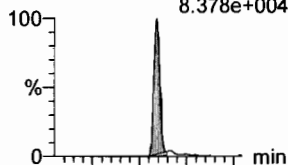
Last Altered: Thursday, March 01, 2018 13:05:20 Pacific Standard Time

Printed: Thursday, March 01, 2018 13:05:35 Pacific Standard Time

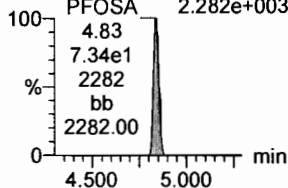
Name: 180228M1_13, Date: 28-Feb-2018, Time: 22:51:06, ID: ICV180228M1-1 PFC ICV 18B2311, Description: PFC ICV 18B2311

PFOSA

F29:MRM of 4 channels,ES-
498.1 > 77.8
8.378e+004

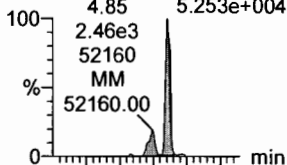


F29:MRM of 4 channels,ES-
498.1 > 478
2.282e+003

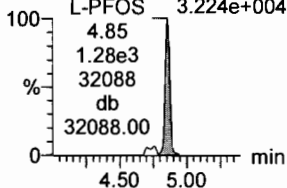


L-PFOS

F31:MRM of 2 channels,ES-
L-PFOS 499 > 79.9
4.85 5.253e+004
2.46e3
52160
MM
52160.00

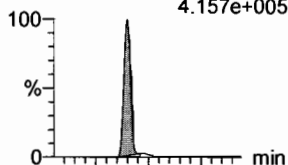


F31:MRM of 2 channels,ES-
L-PFOS 499 > 99
3.224e+004

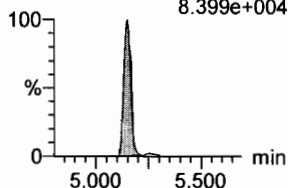


PFDA

F36:MRM of 2 channels,ES-
513 > 468.8
4.157e+005

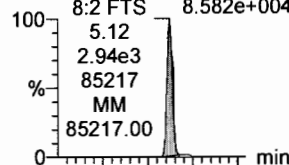


F36:MRM of 2 channels,ES-
513 > 219
8.399e+004

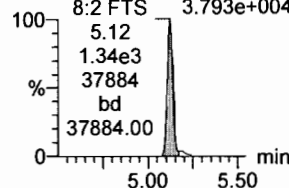


8:2 FTS

F41:MRM of 2 channels,ES-
527 > 506.9
8.582e+004

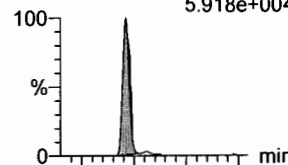


F41:MRM of 2 channels,ES-
527 > 80
3.793e+004

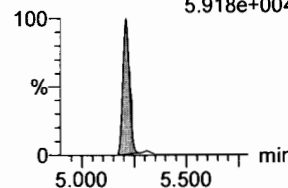


PFNS

F44:MRM of 2 channels,ES-
549.1 > 80.1
5.918e+004

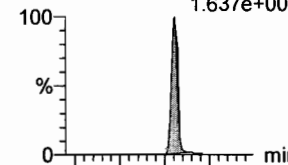


F44:MRM of 2 channels,ES-
549.1 > 80.1
5.918e+004

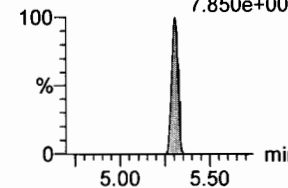


N-MeFOSAA

F47:MRM of 2 channels,ES-
570.1 > 419
1.637e+005

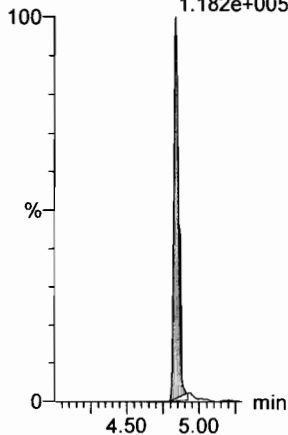


F47:MRM of 2 channels,ES-
570.1 > 483.0
7.850e+003



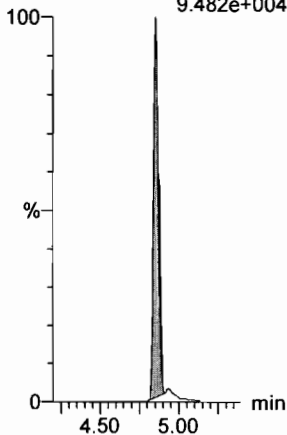
13C8-PFOSA

F33:MRM of 1 channel,ES-
506.1 > 77.7
1.182e+005



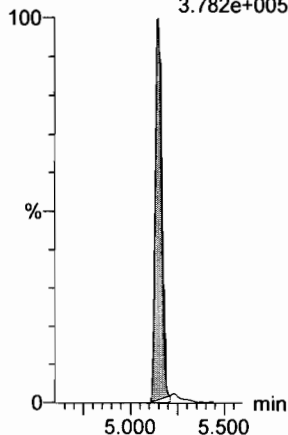
13C8-PFOS

F34:MRM of 1 channel,ES-
507.0 > 79.9
9.482e+004



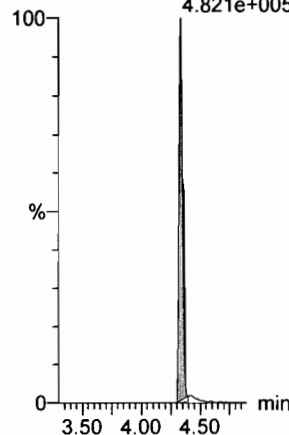
13C2-PFDA

F37:MRM of 1 channel,ES-
515.1 > 469.9
3.782e+005



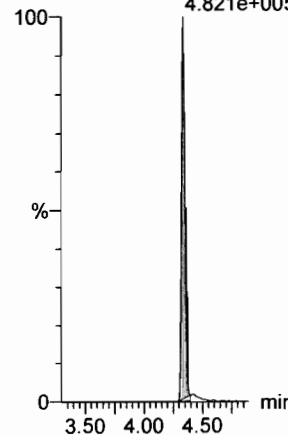
13C2-PFOA

F21:MRM of 1 channel,ES-
414.9 > 369.7
4.821e+005



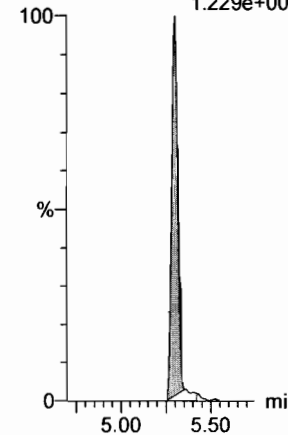
13C2-PFOA

F21:MRM of 1 channel,ES-
414.9 > 369.7
4.821e+005



d3-N-MeFOSAA

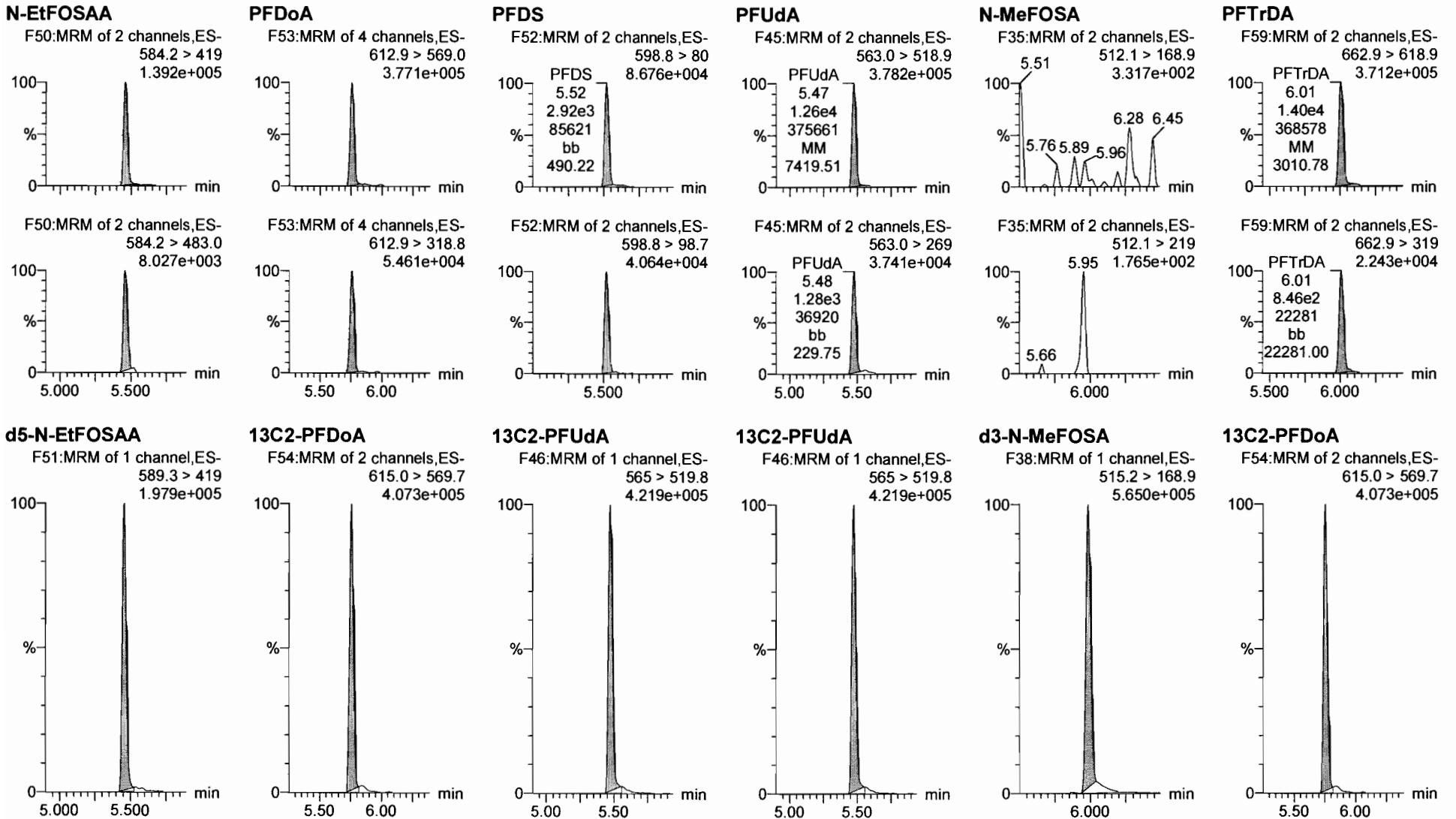
F49:MRM of 1 channel,ES-
573.3 > 419
1.229e+005



Dataset: F:\Projects\PFAS.PRO\Results\180228M1\180228M1-13.qld

Last Altered: Thursday, March 01, 2018 13:05:20 Pacific Standard Time
Printed: Thursday, March 01, 2018 13:05:35 Pacific Standard Time

Name: 180228M1_13, Date: 28-Feb-2018, Time: 22:51:06, ID: ICV180228M1-1 PFC ICV 18B2311, Description: PFC ICV 18B2311



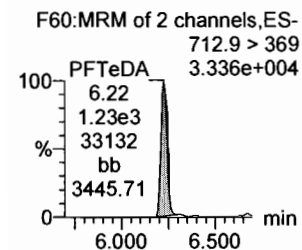
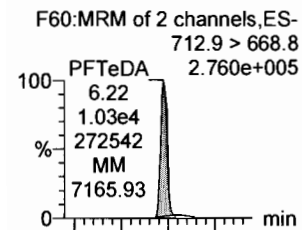
Dataset: F:\Projects\PFAS.PRO\Results\180228M1\180228M1-13.qld

Last Altered: Thursday, March 01, 2018 13:05:20 Pacific Standard Time

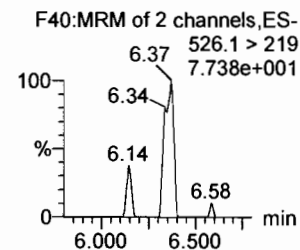
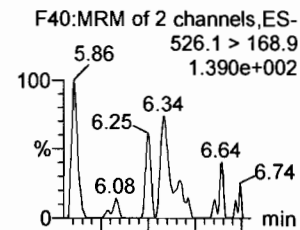
Printed: Thursday, March 01, 2018 13:05:35 Pacific Standard Time

Name: 180228M1_13, Date: 28-Feb-2018, Time: 22:51:06, ID: ICV180228M1-1 PFC ICV 18B2311, Description: PFC ICV 18B2311

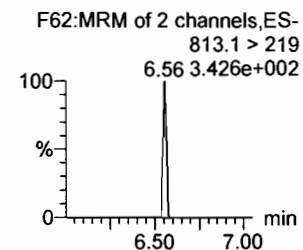
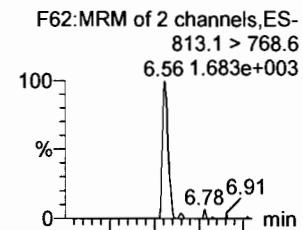
PFTeDA



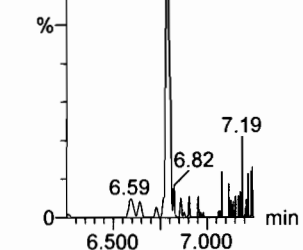

N-EtFOSA



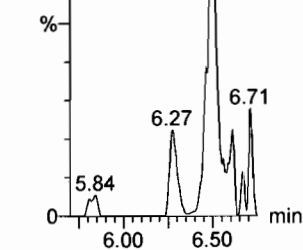
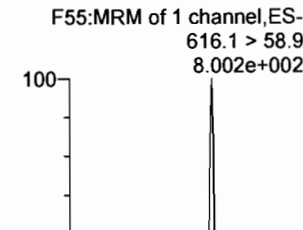
PFHxDA



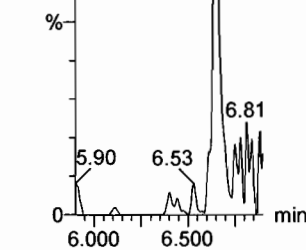
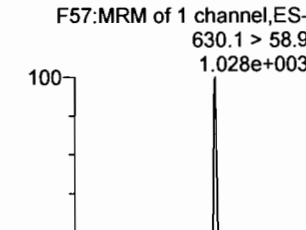
PFODA



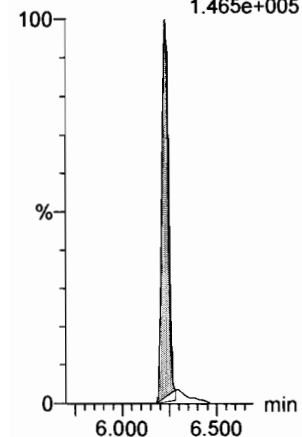
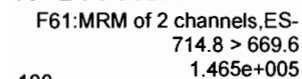
N-MeFOSE



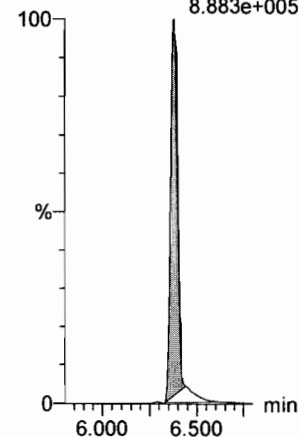
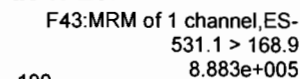
N-EtFOSE



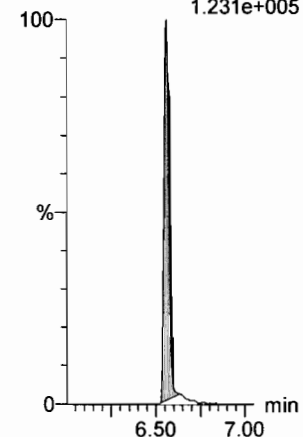
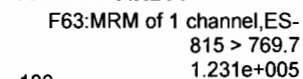
13C2-PFTeDA



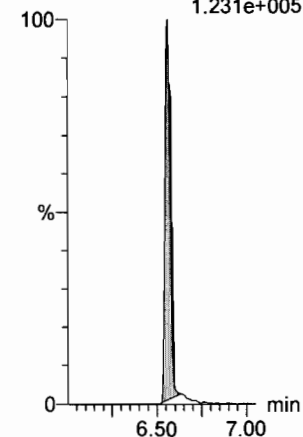
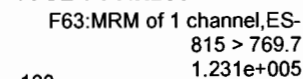
d5-N-ETFOSA



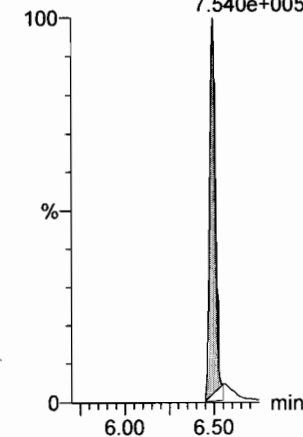
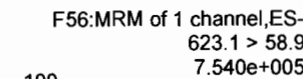
13C2-PFHxDA



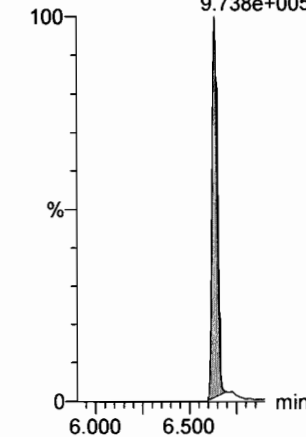
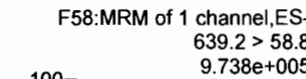
13C2-PFHxDA



d7-N-MeFOSE



d9-N-EtFOSE



Dataset: F:\Projects\PFAS.PRO\Results\180228M1\180228M1-13.qld

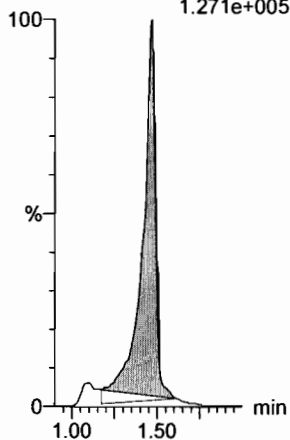
Last Altered: Thursday, March 01, 2018 13:05:20 Pacific Standard Time

Printed: Thursday, March 01, 2018 13:05:35 Pacific Standard Time

Name: 180228M1_13, Date: 28-Feb-2018, Time: 22:51:06, ID: ICV180228M1-1 PFC ICV 18B2311, Description: PFC ICV 18B2311

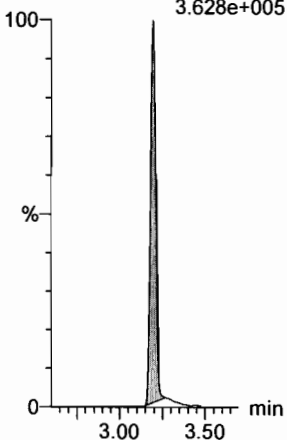
13C4-PFBA

F3:MRM of 1 channel,ES-
217. > 171.8
1.271e+005



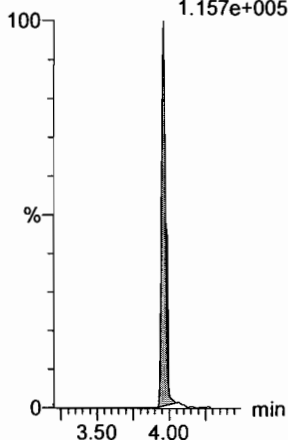
13C5-PFHxA

F10:MRM of 1 channel,ES-
318 > 272.9
3.628e+005



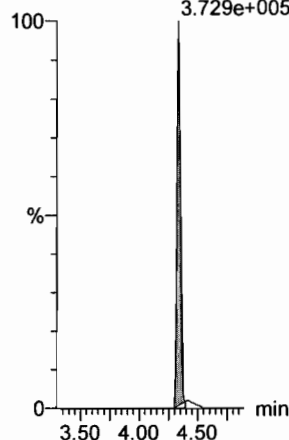
13C3-PFHxS

F18:MRM of 1 channel,ES-
401.9 > 79.9
1.157e+005



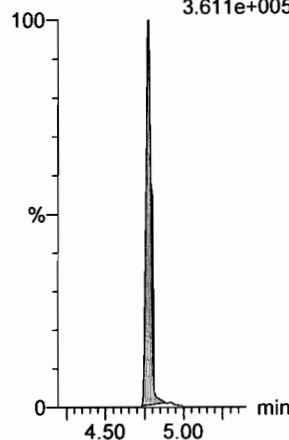
13C8-PFOA

F22:MRM of 1 channel,ES-
421.3 > 376
3.729e+005



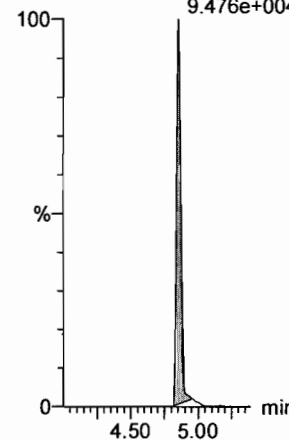
13C9-PFNA

F28:MRM of 1 channel,ES-
472.2 > 426.9
3.611e+005



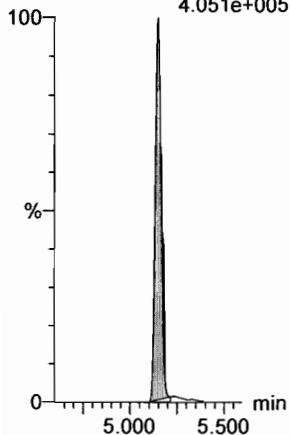
13C4-PFOS

F32:MRM of 1 channel,ES-
503 > 79.9
9.476e+004



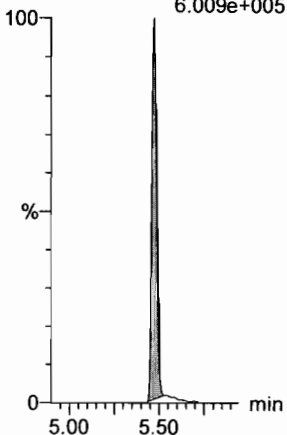
13C6-PFDA

F39:MRM of 1 channel,ES-
519.1 > 473.7
4.051e+005



13C7-PFUdA

F48:MRM of 1 channel,ES-
570.1 > 524.8
6.009e+005



Dataset: Untitled

Last Altered: Thursday, March 01, 2018 14:33:03 Pacific Standard Time

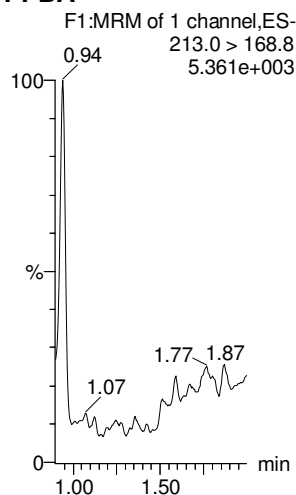
Printed: Thursday, March 01, 2018 14:33:08 Pacific Standard Time

Method: F:\Projects\PFAS.PRO\MethDB\PFAS_FULL_80C_022718.mdb 28 Feb 2018 13:19:45

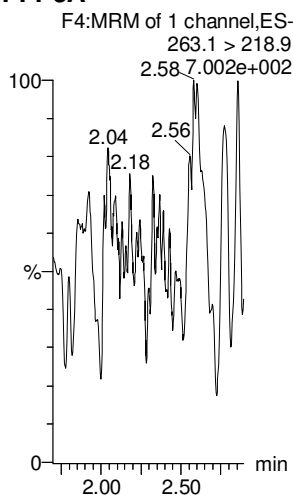
Calibration: F:\Projects\PFAS.PRO\CurveDB\C18_VAL-PFAS_Q4_02-28-18-FULL.cdb 01 Mar 2018 12:54:21

Name: 180228M1_12, Date: 28-Feb-2018, Time: 22:39:39, ID: IPA, Description: IPA

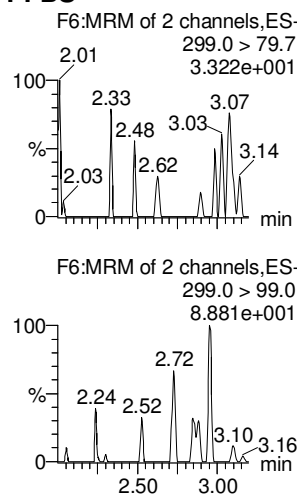
PFBA



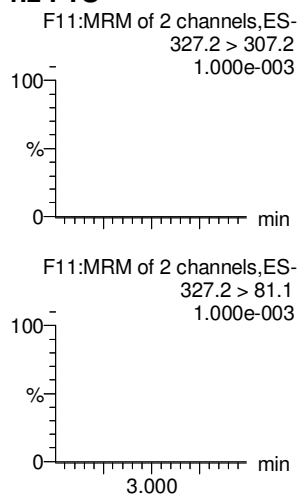
PFPeA



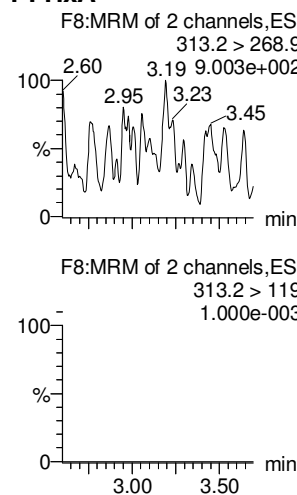
PFBS



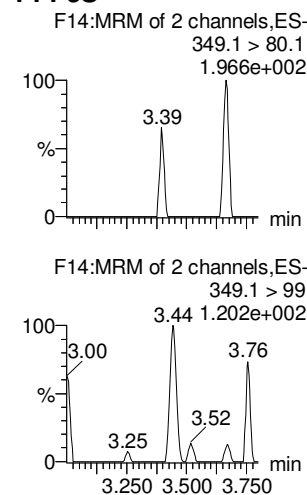
4:2 FTS



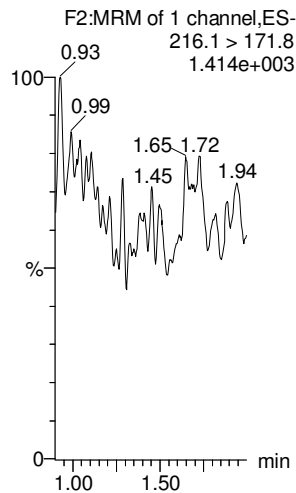
PFHxA



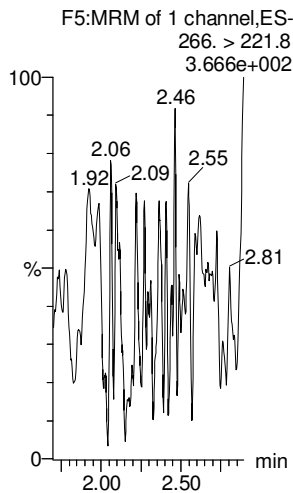
PFPeS



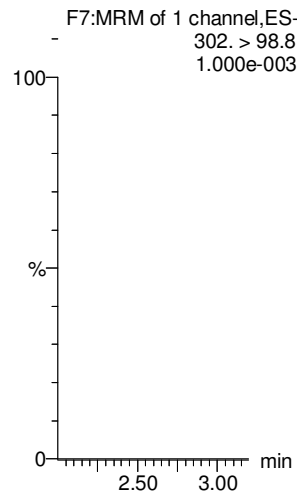
13C3-PFBA



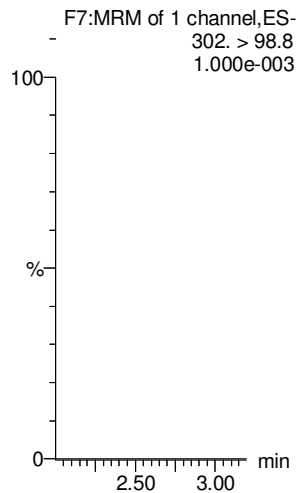
13C3-PFPeA



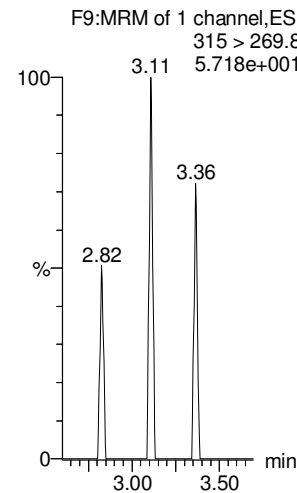
13C3-PFBS



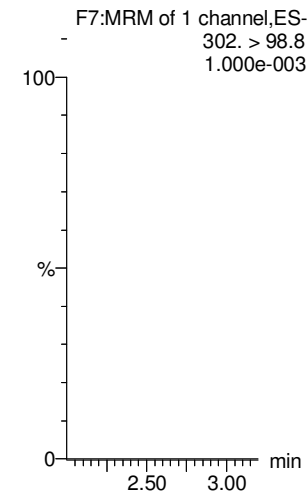
13C3-PFBS



13C2-PFHxA



13C3-PFBS



Dataset: Untitled

Last Altered: Thursday, March 01, 2018 14:33:03 Pacific Standard Time

Printed: Thursday, March 01, 2018 14:33:08 Pacific Standard Time

Name: 180228M1_12, Date: 28-Feb-2018, Time: 22:39:39, ID: IPA, Description: IPA

6:2 FTS

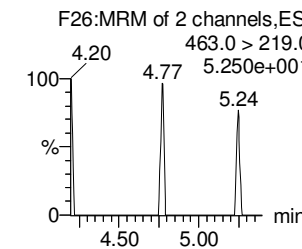
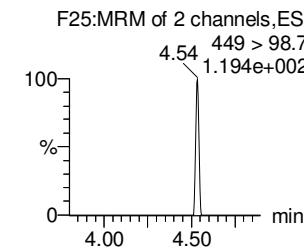
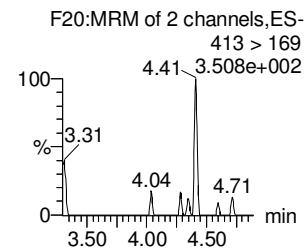
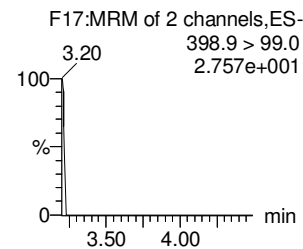
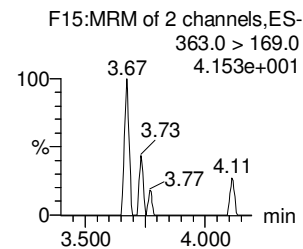
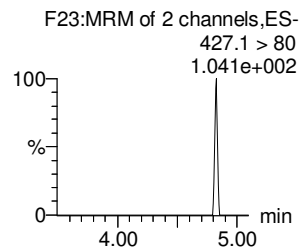
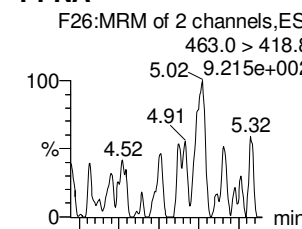
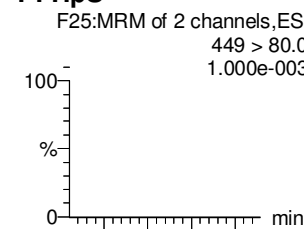
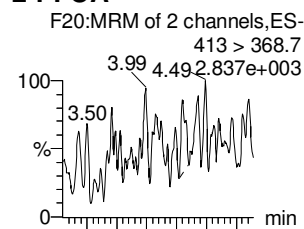
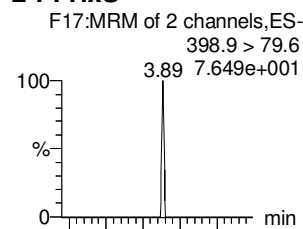
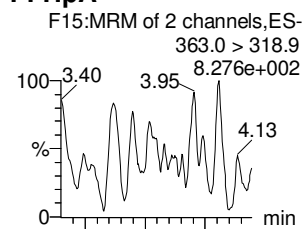
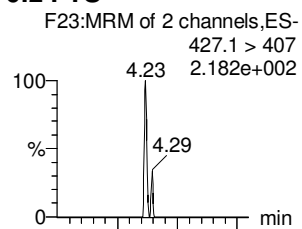
PFHpA

L-PFHxS

L-PFOA

PFHpS

PFNA



18O2-PFHxS

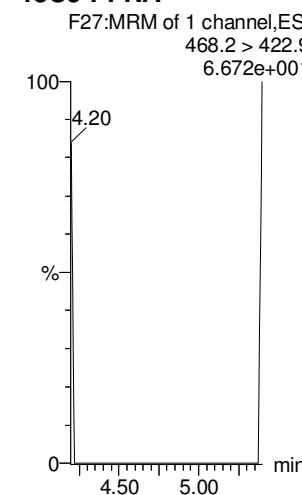
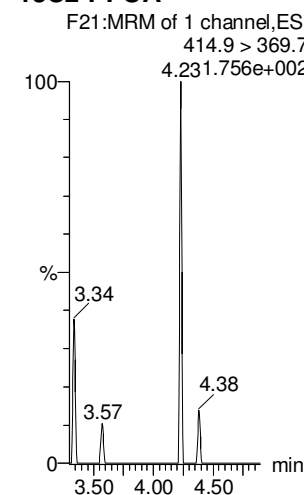
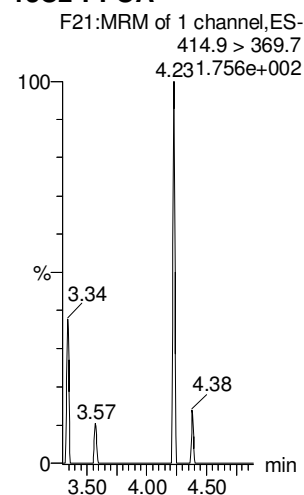
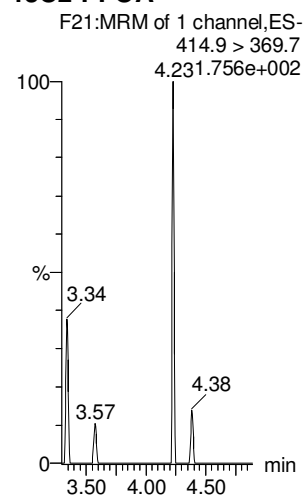
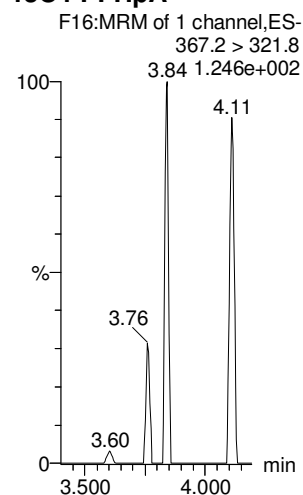
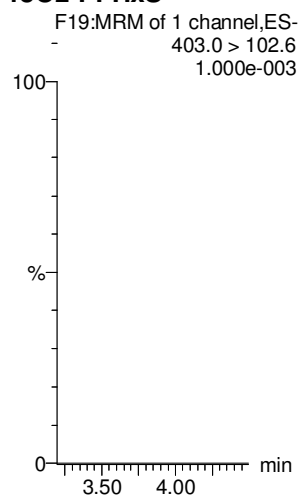
13C4-PFHpA

13C2-PFOA

13C2-PFOA

13C2-PFOA

13C5-PFNA



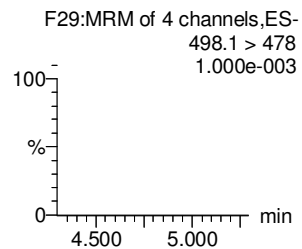
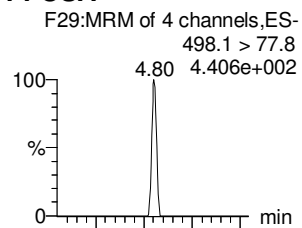
Dataset: Untitled

Last Altered: Thursday, March 01, 2018 14:33:03 Pacific Standard Time

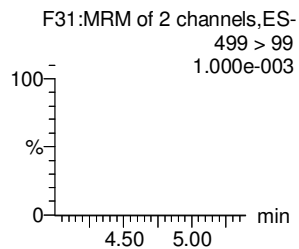
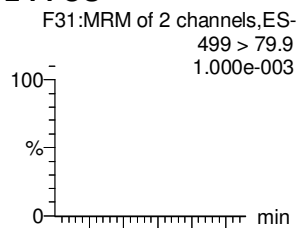
Printed: Thursday, March 01, 2018 14:33:08 Pacific Standard Time

Name: 180228M1_12, Date: 28-Feb-2018, Time: 22:39:39, ID: IPA, Description: IPA

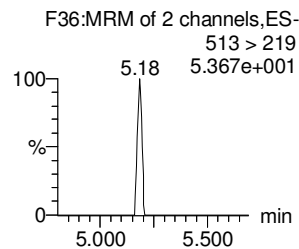
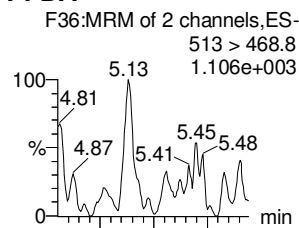
PFOSA



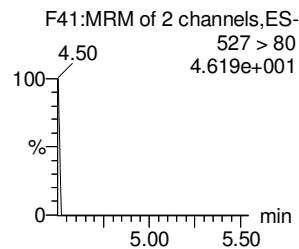
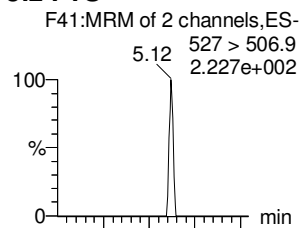
L-PFOS



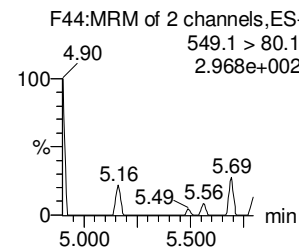
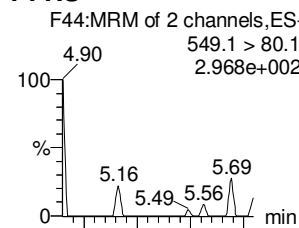
PFDA



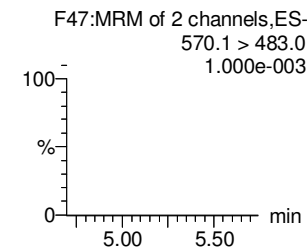
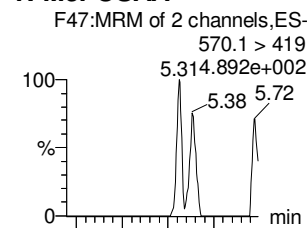
8:2 FTS



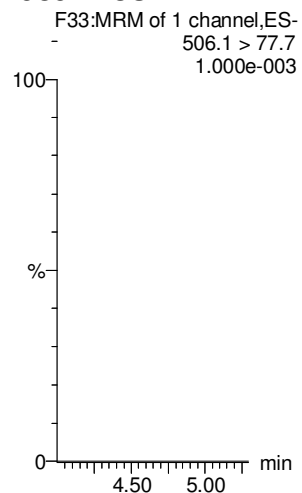
PFNS



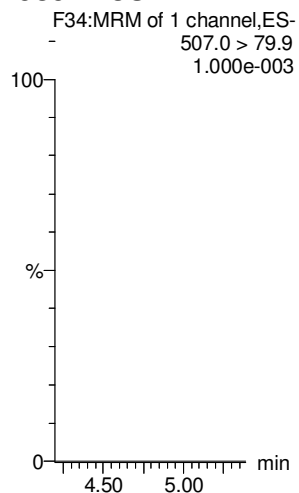
N-MeFOSAA



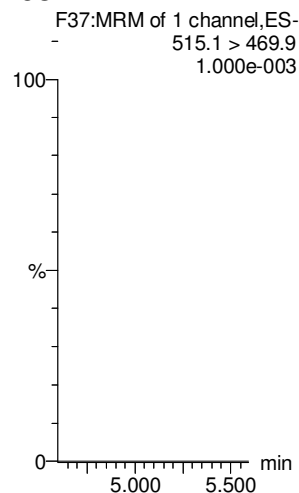
13C8-PFOSA



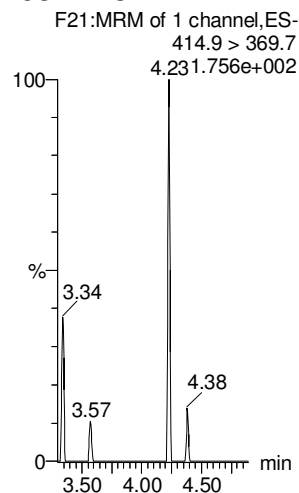
13C8-PFOS



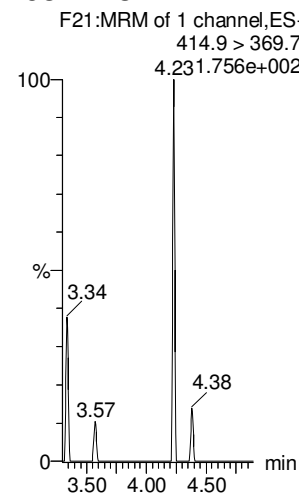
13C2-PFDA



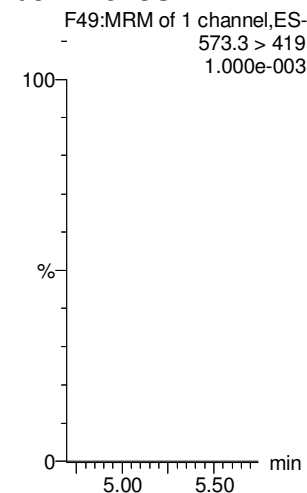
13C2-PFOA



13C2-PFOA



d3-N-MeFOSAA



Dataset: Untitled

Last Altered: Thursday, March 01, 2018 14:33:03 Pacific Standard Time

Printed: Thursday, March 01, 2018 14:33:08 Pacific Standard Time

Name: 180228M1_12, Date: 28-Feb-2018, Time: 22:39:39, ID: IPA, Description: IPA

N-EtFOSAA

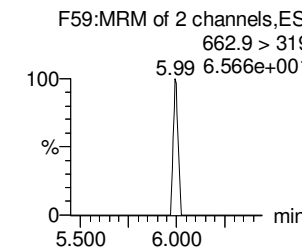
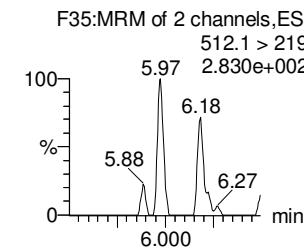
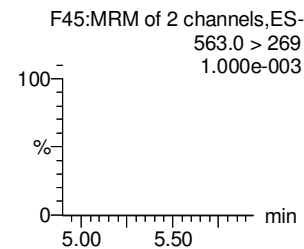
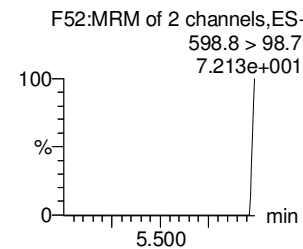
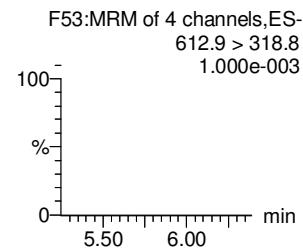
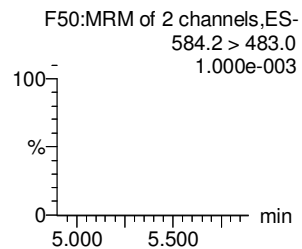
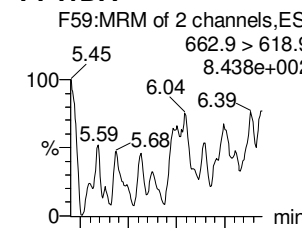
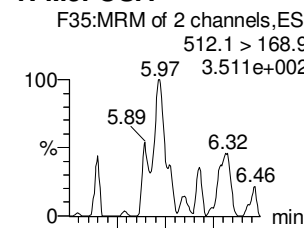
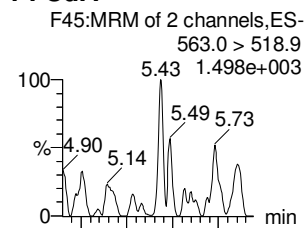
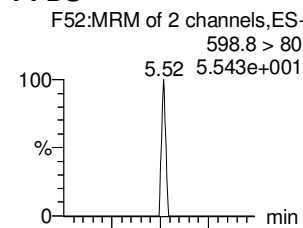
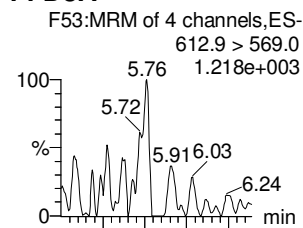
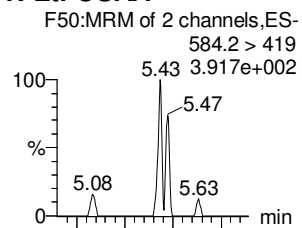
PFDoA

PFDS

PFUdA

N-MeFOSA

PFTrDA



d5-N-EtFOSAA

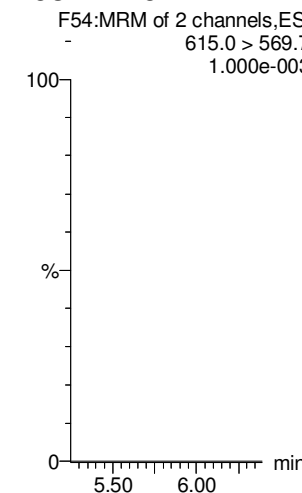
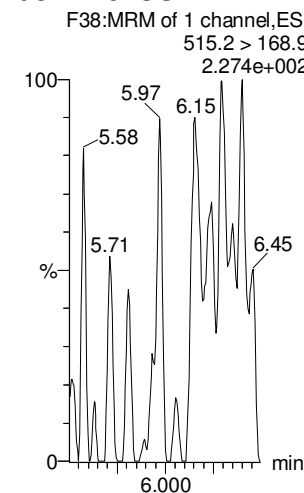
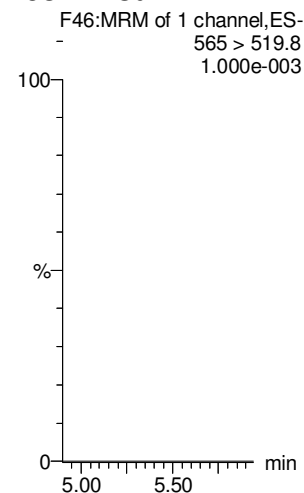
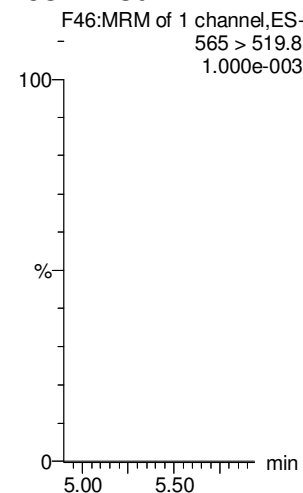
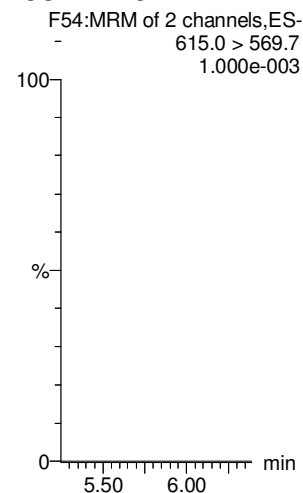
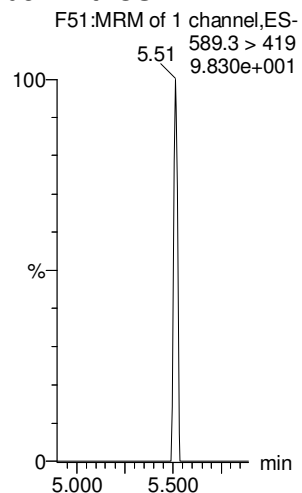
13C2-PFDoA

13C2-PFUdA

13C2-PFUdA

d3-N-MeFOSA

13C2-PFDoA



Dataset: Untitled

Last Altered: Thursday, March 01, 2018 14:33:03 Pacific Standard Time

Printed: Thursday, March 01, 2018 14:33:08 Pacific Standard Time

Name: 180228M1_12, Date: 28-Feb-2018, Time: 22:39:39, ID: IPA, Description: IPA

PFTeDA

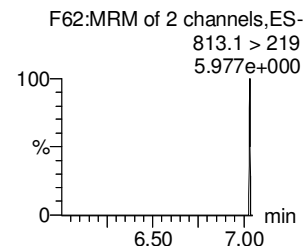
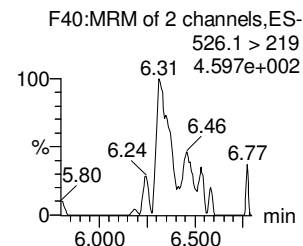
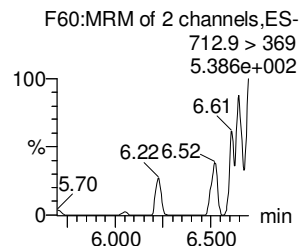
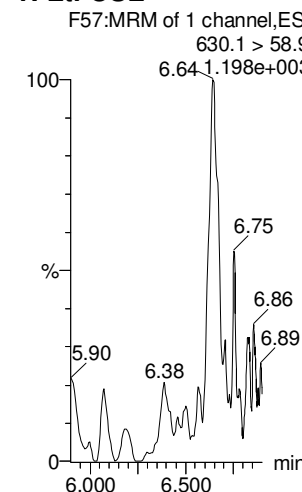
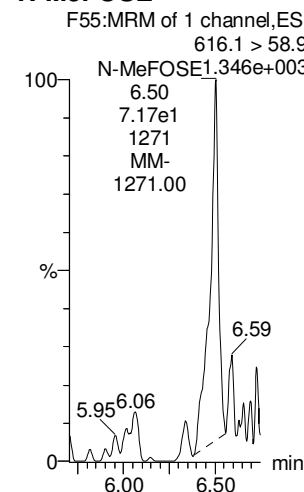
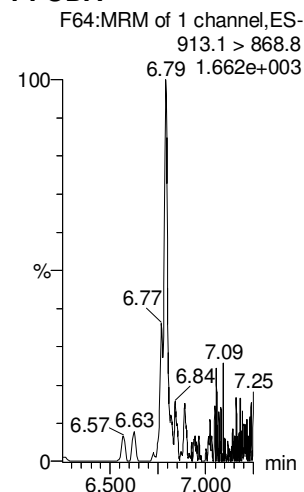
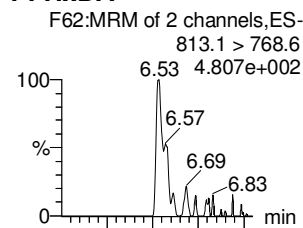
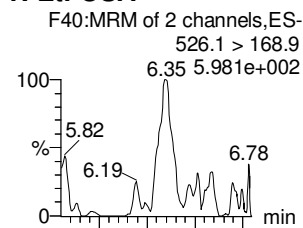
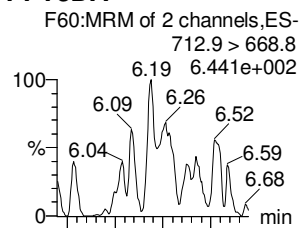
N-EtFOSA

PFHxDA

PFODA

N-MeFOSE

N-EtFOSE



13C2-PFTeDA

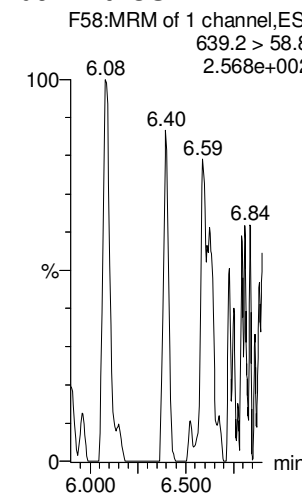
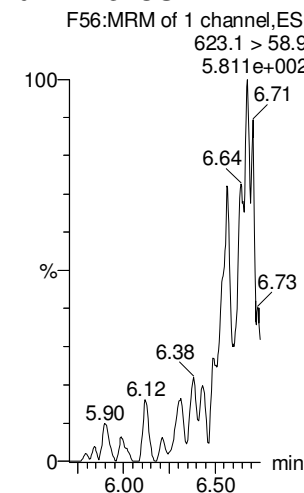
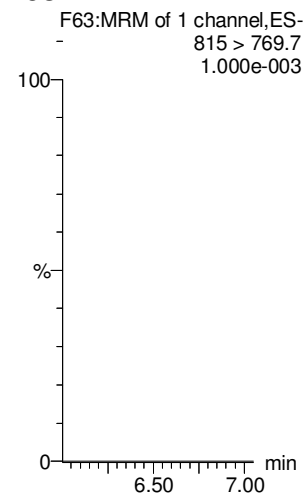
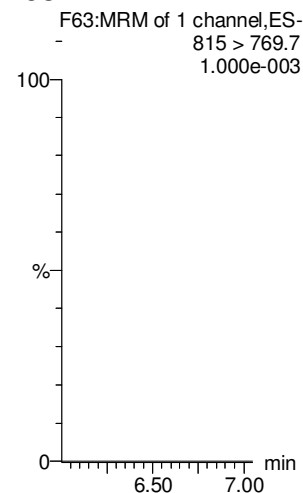
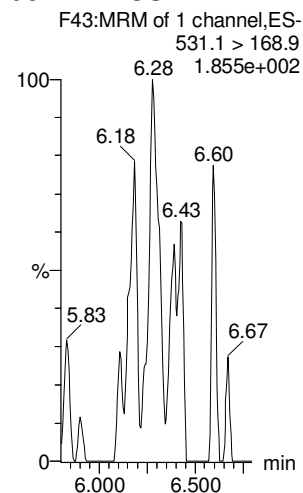
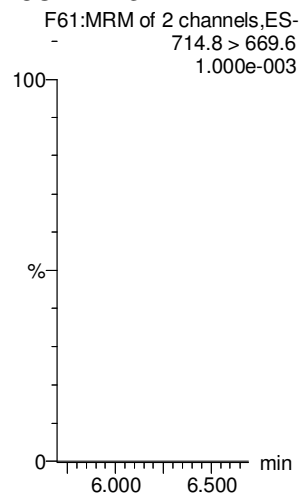
d5-N-ETFOSA

13C2-PFHxDA

13C2-PFHxDA

d7-N-MeFOSE

d9-N-EtFOSE



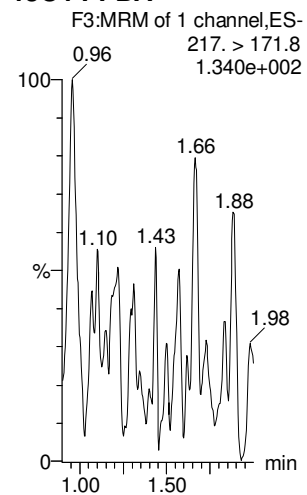
Dataset: Untitled

Last Altered: Thursday, March 01, 2018 14:33:03 Pacific Standard Time

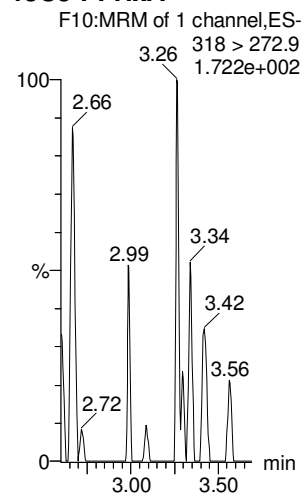
Printed: Thursday, March 01, 2018 14:33:08 Pacific Standard Time

Name: 180228M1_12, Date: 28-Feb-2018, Time: 22:39:39, ID: IPA, Description: IPA

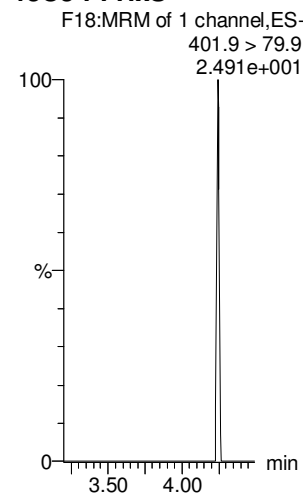
13C4-PFBA



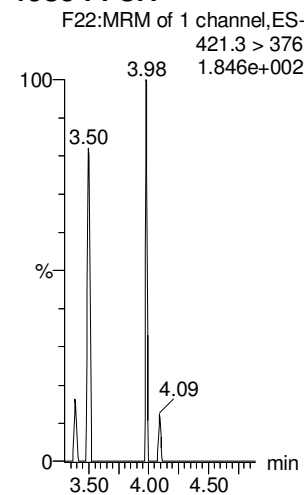
13C5-PFHxA



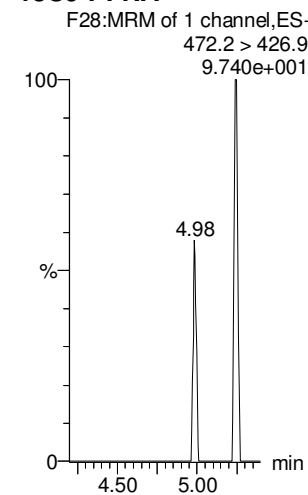
13C3-PFHxS



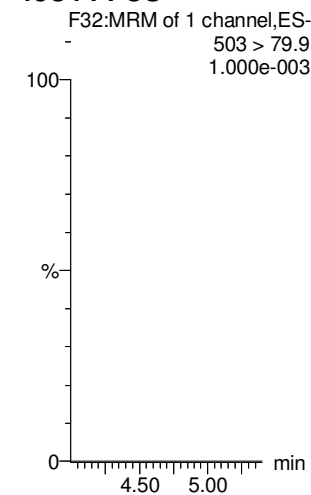
13C8-PFOA



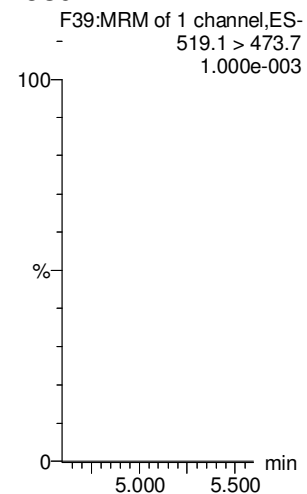
13C9-PFNA



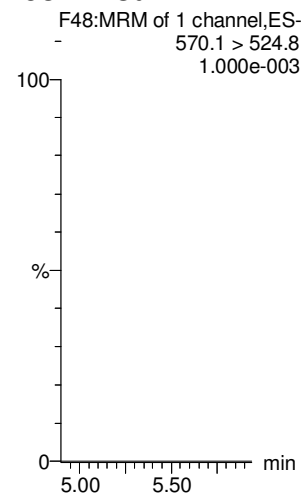
13C4-PFOS



13C6-PFDA



13C7-PFUdA



Contract ID	CTD Number	Phase	Installation ID	Sample Name	PCIM Code	Analysis Group	Biological Method	REC Code	Job Code	Job Name	Sample Base	Extraction Method	Result Type	Lab OC Type	Sample Medium	QC Level	Sample Time Collected	Date Received	Analysis Date	Analysis Time	Lab Sample ID	Division	Run Number	Percent Moisture	Percent Lipid	Chem Name	Analysis ID	Analysis Value	Original Analysis Value	Result Units	Lab Qualifier	Validator Qualifier	QC Column Type	Analysis Result Type	Result Narrative	QC Control Limit Code	QC Accuracy Upper	QC Accuracy Lower	Control Limit Date	QC Narrative	MSL	Detection Limit	SDM Normal	SD	CV	CV	CV	Analysis Batch	Validator Name	Exp Date				
NE4701020401	4041		WPH00001	ISLAW-AJ06-EB01	NDONE	VQA	FFD700-SIM	VQA	TAMER	Test Amalgam	NA	NONDE	000	REG	M	WV	10/22/2018 11:50	10/27/2018	20180301	10:13:00	180-75341-1	1	1			DBromofluoromethane	188-53.7	100	100	PCT REC	M	REG	NONDE	USA	118	77	00000000																	
NE4701020401	4041		WPH00001	ISLAW-AJ06-MW01A	NDONE	VQA	FFD700-SIM	VQA	TAMER	Test Amalgam	NA	NONDE	000	REG	M	WV	10/22/2018 11:50	10/27/2018	20180301	10:13:00	180-75341-2	1	1			2-Fluorophenol	121.91	86	86	PCT REC	M	REG	NONDE	USA	106	53	00000000																	
NE4701020401	4041		WPH00001	ISLAW-AJ06-MW01B	NDONE	VQA	FFD700-SIM	VQA	TAMER	Test Amalgam	NA	NONDE	000	REG	M	WV	10/22/2018 11:50	10/27/2018	20180301	10:13:00	180-75341-3	1	1			1,4-Dioxane	121.91	1350	1350	USL	L	REG	NONDE	USA	141	80	00000000																	
NE4701020401	4041		WPH00001	ISLAW-AJ06-MW01C	NDONE	VQA	FFD700-SIM	VQA	TAMER	Test Amalgam	NA	NONDE	000	REG	M	WV	10/22/2018 11:50	10/27/2018	20180301	10:13:00	180-75341-4	1	1			Trifluoromethane	188-53.7	88	88	PCT REC	M	REG	NONDE	USA	141	80	00000000																	
NE4701020401	4041		WPH00001	ISLAW-AJ06-MW01D	NDONE	VQA	FFD700-SIM	VQA	TAMER	Test Amalgam	NA	NONDE	000	REG	M	WV	10/22/2018 11:50	10/27/2018	20180301	10:13:00	180-75341-5	1	1			1,4-Dioxane	121.91	1350	1350	USL	L	REG	NONDE	USA	141	80	00000000																	
NE4701020401	4041		WPH00001	ISLAW-AJ06-EB01	NDONE	VQA	FFD700-SIM	VQA	TAMER	Test Amalgam	NA	NONDE	000	REG	M	WV	10/22/2018 11:50	10/27/2018	20180301	10:13:00	180-75341-6	1	1			2-Fluorophenol	121.91	87	87	PCT REC	M	REG	NONDE	USA	106	53	00000000																	
NE4701020401	4041		WPH00001	ISLAW-AJ06-EB01	NDONE	VQA	FFD700-SIM	VQA	TAMER	Test Amalgam	NA	NONDE	000	REG	M	WV	10/22/2018 11:50	10/27/2018	20180301	10:13:00	180-75341-7	1	1			1,4-Dioxane	121.91	1350	1350	USL	L	REG	NONDE	USA	141	80	00000000																	
NE4701020401	4041		WPH00001	ISLAW-AJ06-EB01	NDONE	VQA	FFD700-SIM	VQA	TAMER	Test Amalgam	NA	NONDE	000	REG	M	WV	10/22/2018 11:50	10/27/2018	20180301	10:13:00	180-75341-8	1	1			Very Chloride	75.01	1040	1040	USL	L	REG	NONDE	USA	141	80	00000000																	
NE4701020401	4041		WPH00001	ISLAW-AJ06-EB01	NDONE	VQA	FFD700-SIM	VQA	TAMER	Test Amalgam	NA	NONDE	000	REG	M	WV	10/22/2018 11:50	10/27/2018	20180301	10:13:00	180-75341-9	1	1			DBromofluoromethane	188-53.7	89	89	PCT REC	M	REG	NONDE	USA	118	77	00000000																	
NE4701020401	4041		WPH00001	ISLAW-AJ06-EB01	NDONE	VQA	FFD700-SIM	VQA	TAMER	Test Amalgam	NA	NONDE	000	REG	M	WV	10/22/2018 11:50	10/27/2018	20180301	10:13:00	180-75341-10	1	1			1,4-Dioxane	121.91	1350	1350	USL	L	REG	NONDE	USA	141	80	00000000																	
NE4701020401	4041		WPH00001	ISLAW-AJ06-EB01	NDONE	VQA	FFD700-SIM	VQA	TAMER	Test Amalgam	NA	NONDE	000	REG	M	WV	10/22/2018 11:50	10/27/2018	20180301	10:13:00	180-75341-11	1	1			Very Chloride	75.01	1040	1040	USL	L	REG	NONDE	USA	141	80	00000000																	
NE4701020401	4041		WPH00001	ISLAW-AJ06-EB01	NDONE	VQA	FFD700-SIM	VQA	TAMER	Test Amalgam	NA	NONDE	000	REG	M	WV	10/22/2018 11:50	10/27/2018	20180301	10:13:00	180-75341-12	1	1			2-Fluorophenol	121.91	87	87	PCT REC	M	REG	NONDE	USA	106	53	00000000																	
NE4701020401	4041		WPH00001	ISLAW-AJ06-EB01	NDONE	VQA	FFD700-SIM	VQA	TAMER	Test Amalgam	NA	NONDE	000	REG	M	WV	10/22/2018 11:50	10/27/2018	20180301	10:13:00	180-75341-13	1	1			1,4-Dioxane	121.91	1350	1350	USL	L	REG	NONDE	USA	141	80	00000000																	
NE4701020401	4041		WPH00001	ISLAW-AJ06-EB01	NDONE	VQA	FFD700-SIM	VQA	TAMER	Test Amalgam	NA	NONDE	000	REG	M	WV	10/22/2018 11:50	10/27/2018	20180301	10:13:00	180-75341-14	1	1			Very Chloride	75.01	1040	1040	USL	L	REG	NONDE	USA	141	80	00000000																	
NE4701020401	4041		WPH00001	ISLAW-AJ06-EB01	NDONE	VQA	FFD700-SIM	VQA	TAMER	Test Amalgam	NA	NONDE	000	REG	M	WV	10/22/2018 11:50	10/27/2018	20180301	10:13:00	180-75341-15	1	1			DBromofluoromethane	188-53.7	89	89	PCT REC	M	REG	NONDE	USA	118	77	00000000																	
NE4701020401	4041		WPH00001	ISLAW-AJ06-EB01	NDONE	VQA	FFD700-SIM	VQA	TAMER	Test Amalgam	NA	NONDE	000	REG	M	WV	10/22/2018 11:50	10/27/2018	20180301	10:13:00	180-75341-16	1	1			1,4-Dioxane	121.91	1350	1350	USL	L	REG	NONDE	USA	141	80	00000000																	
NE4701020401	4041		WPH00001	ISLAW-AJ06-EB01	NDONE	VQA	FFD700-SIM	VQA	TAMER	Test Amalgam	NA	NONDE	000	REG	M	WV	10/22/2018 11:50	10/27/2018	20180301	10:13:00	180-75341-17	1	1			Very Chloride	75.01	1040	1040	USL	L	REG	NONDE	USA	141	80	00000000																	
NE4701020401	4041		WPH00001	ISLAW-AJ06-EB01	NDONE	VQA	FFD700-SIM	VQA	TAMER	Test Amalgam	NA	NONDE	000	REG	M	WV	10/22/2018 11:50	10/27/2018	20180301	10:13:00	180-75341-18	1	1			2-Fluorophenol	121.91	87	87	PCT REC	M	REG	NONDE	USA	106	53	00000000																	
NE4701020401	4041		WPH00001	ISLAW-AJ06-EB01	NDONE	VQA	FFD700-SIM	VQA	TAMER	Test Amalgam	NA	NONDE	000	REG	M	WV	10/22/2018 11:50	10/27/2018	20180301	10:13:00	180-75341-19	1	1			1,4-Dioxane	121.91	1350	1350	USL	L	REG	NONDE	USA	141	80	00000000																	
NE4701020401	4041		WPH00001	ISLAW-AJ06-EB01	NDONE	VQA	FFD700-SIM	VQA	TAMER	Test Amalgam	NA	NONDE	000	REG	M	WV	10/22/2018 11:50	10/27/2018	20180301	10:13:00	180-75341-20	1	1			Very Chloride	75.01	1040	1040	USL	L	REG	NONDE	USA	141	80	00000000																	
NE4701020401	4041		WPH00001	ISLAW-AJ06-EB01	NDONE	VQA	FFD700-SIM	VQA	TAMER	Test Amalgam	NA	NONDE	000	REG	M	WV	10/22/2018 11:50	10/27/2018	20180301	10:13:00	180-75341-21	1	1			DBromofluoromethane	188-53.7	89	89	PCT REC	M	REG	NONDE	USA	118	77	00000000																	
NE4701020401	4041		WPH00001	ISLAW-AJ06-EB01	NDONE	VQA	FFD700-SIM	VQA	TAMER	Test Amalgam	NA	NONDE	000	REG	M	WV	10/22/2018 11:50	10/27/2018	20180301	10:13:00	180-75341-22	1	1			1,4-Dioxane	121.91	1350	1350	USL	L	REG	NONDE	USA	141	80	00000000																	
NE4701020401	4041		WPH00001	ISLAW-AJ06-EB01	NDONE	VQA	FFD700-SIM	VQA	TAMER	Test Amalgam	NA	NONDE	000	REG	M	WV	10/22/2018 11:50	10/27/2018	20180301	10:13:00	180-75341-23	1	1			Very Chloride	75.01	1040	1040	USL	L	REG	NONDE	USA	141	80	00000000																	
NE4701020401	4041		WPH00001	ISLAW-AJ06-EB01	NDONE	VQA	FFD700-SIM	VQA	TAMER	Test Amalgam	NA	NONDE	000	REG	M	WV	10/22/2018 11:50	10/27/2018	20180301	10:13:00	180-75341-24	1	1			2-Fluorophenol	121.91	87	87	PCT REC	M	REG	NONDE	USA	106	53	00000000																	
NE4701020401	4041		WPH00001	ISLAW-AJ06-EB01	NDONE	VQA	FFD700-SIM	VQA	TAMER	Test Amalgam	NA	NONDE	000	REG	M	WV	10/22/2018 11:50	10/27/2018	20180301	10:13:00	180-75341-25	1	1			1,4-Dioxane	121.91	1350	1350	USL	L	REG	NONDE	USA	141	80	00000000																	
NE4701020401	4041		WPH00001	ISLAW-AJ06-EB01	NDONE	VQA	FFD700-SIM	VQA	TAMER	Test Amalgam	NA	NONDE	000	REG	M	WV	10/22/2018 11:50	10/27/2018	20180301	10:13:00	180-75341-26	1	1			Very Chloride	75.01	1040	1040	USL	L	REG	NONDE	USA	141	80																		

**DATA VALIDATION SUMMARY REPORT
NAS WHIDBEY ISLAND, WASHINGTON**

Client: CH2M HILL, Inc., Corvallis, Oregon
 SDG: 1800339
 Laboratory: Vista Analytical Laboratory, El Dorado Hills, California
 Site: NAS Whidbey Island, Area 6, CTO-4041, Washington
 Date: May 12, 2018

PFCs			
EDS ID	Client Sample ID	Laboratory Sample ID	Matrix
1	WI-A06-MW-06-0218	1800339-01	Water
2	WI-A06-FB01-021618	1800339-02	Water
3	WI-A06-EB01-021618	1800339-03	Water
4	WI-A06-S-01-0218	1800339-04	Water
4MS	WI-A06-S-01-0218MS	1800339-04MS	Water
4MSD	WI-A06-S-01-0218MSD	1800339-04MSD	Water
5	WI-A06-S-01P-0218	1800339-05	Water
6	WI-A06-FB01-021918	1800339-06	Water

A full data validation was performed on the analytical data for three water samples, one aqueous equipment blank sample, and two aqueous field blanks sample collected on February 16-19, 2018 by CH2M HILL at the NAS Whidbey Island Area 6 site in Washington. The samples were analyzed under the EPA Method “Determination of Selected Perfluorinated Alkyl Acids in Drinking Water by Solid Phase Extraction and Liquid Chromatography/Tandem Mass Spectrometry (LC/MS/MS)”.

Specific method references are as follows:

Analysis
PFCs

Method References
USEPA Method 537 Modified

The data have been validated according to the protocols and quality control (QC) requirements of the analytical method and the USEPA National Functional Guidelines for Organic Data Review as follows:

- The USEPA “Contract Laboratories Program National Functional Guidelines for Superfund Organic Methods Data Review,” January 2017;
- and the reviewer's professional judgment.

The following data quality indicators were reviewed for this report:

Organics

- Date Completeness, Case Narrative & Custody Documentation

- Holding times
- Gas Chromatography/Mass Spectrometry (GC/MS) Tuning
- Initial and continuing calibration summaries
- Method blank and field QC blank contamination
- Surrogate Spike recoveries
- Matrix Spike/Matrix Spike Duplicate (MS/MSD) recoveries
- Laboratory Control Sample/Laboratory Control Sample Duplicate (LCS/LCSD) recoveries
- Internal standard area and retention time summary forms
- Target Compound Identification
- Compound Quantitation
- Field Duplicate sample precision

A full (Level IV) data validation was performed with this review including a recalculation of 10% of the detected results in the samples.

Data Usability Assessment

There were no rejections of data.

Overall the data are acceptable for the intended purposes as qualified for the deficiencies detailed in this report.

Please note that any results qualified (U) due to blank contamination may be then qualified (J) due to another action. Therefore, the results may be qualified (UJ) due to the culmination of the blank contaminations and actions from other exceedances of QC criteria.

Perfluorinated Compounds (PFCs)

Data Completeness, Case Narrative & Custody Documentation

- The case narrative and chain-of-custody documentation were included in the data package as required. All criteria were met.

Holding Times

- All samples were extracted within 14 days for water samples and analyzed within 28 days.

GC/MS Tuning

- All criteria were met.

Initial Calibration

- All relative standard deviation (%RSD) and/or correlation coefficients criteria were met.

Continuing Calibration

- All percent difference (%D) and RRF criteria were met.

Method Blank

- The method blanks exhibited the following contamination.

Blank ID	Compound	Conc. ng/L	Qualifier	Affected Samples
B8B0129-BLK1	PFHxS	1.76	U	1, 2, 3, 4, 5

Field QC Blank

- Field QC sample result are summarized in the table below.

Blank ID	Compound	Conc. ng/L	Qualifier	Affected Samples
WI-A06-FB01-021618	None - ND	-	-	-
WI-A06-EB01-021618	None - ND	-	-	-
WI-A06-FB01-021918	None - ND	-	-	-

Surrogate Spike Recoveries

- All samples exhibited acceptable surrogate %R values.

Matrix Spike/Matrix Spike Duplicate (MS/MSD) Recoveries

- The MS/MSD samples exhibited acceptable percent recoveries (%R) and RPD values.

Laboratory Control Samples

- The LCS samples exhibited acceptable percent recoveries (%R) except for the following.

LCS ID	Compound	%R	Qualifier	Affected Samples
B8B1029-BS1	MeFOSAA	133%	None	All Associated ND

Internal Standard (IS) Area Performance

- All internal standards met response and retention time (RT) criteria except for the following.

EDS Sample	Internal Standard	%R	Qualifier
6	d3-MeFOSAA	49.5%	UJ

Target Compound Identification

- All mass spectra and quantitation criteria were met.

Compound Quantitation

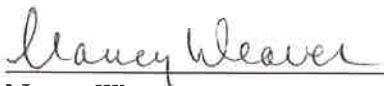
- All criteria were met.

Field Duplicate Sample Precision

- Field duplicate results are summarized below. The precision was acceptable.

Compound	PFCs		RPD	Qualifier
	WI-A06-S-01-0218 ng/L	WI-A06-S-01P-0218 ng/L		
None	ND	ND	-	-

Please contact the undersigned at (757) 564-0090 if you have any questions or need further information.

Signed: 
Nancy Weaver
Senior Chemist

Dated: 5/15/18

Data Qualifier	Definition
U	The analyte was analyzed for, but was not detected above the level of the reported sample quantitation limit.
J	The analyte is an estimated quantity. The associated numerical value is the approximate concentration of the analyte in the sample.
NJ	The analysis has been "tentatively identified" or "presumptively" as present and the associated numerical value is the estimated concentration in the samples.
UJ	The analyte was analyzed for but was not detected. The reported quantitation limit is approximate and may be inaccurate or imprecise.
R	The data are unusable. The sample results are rejected due to serious deficiencies in meeting QC criteria. The analyte may or may not be present in the samples.

Sample ID: WI-A06-MW-06-0218

Modified EPA Method 537

Client Data		Laboratory Data	
Name: CH2M Hill	Matrix: Aqueous	Lab Sample: 1800339-01	Column: BEH C18
Project: 695610.05.FI.FS	Date Collected: 16-Feb-18 14:40	Date Received: 20-Feb-18 09:04	

Analyte	Conc. (ng/L)	DL	LOD	LOQ	Qualifiers	Batch	Extracted	Samp Size	Analyzed	Dilution
PFBS	ND	1.89	5.30	8.44		B8B0129	26-Feb-18	0.118 L	01-Mar-18 04:00	1
PFHxA	ND	2.30	5.30	8.44		B8B0129	26-Feb-18	0.118 L	01-Mar-18 04:00	1
PFHpA	ND	0.624	5.30	8.44		B8B0129	26-Feb-18	0.118 L	01-Mar-18 04:00	1
PFHxS	ND	0.999	5.30	8.44		B8B0129	26-Feb-18	0.118 L	01-Mar-18 04:00	1
PFOA	ND	0.687	5.30	8.44		B8B0129	26-Feb-18	0.118 L	01-Mar-18 04:00	1
PFOS	ND	0.852	5.30	8.44		B8B0129	26-Feb-18	0.118 L	01-Mar-18 04:00	1
PFNA	ND	0.855	5.30	8.44		B8B0129	26-Feb-18	0.118 L	01-Mar-18 04:00	1
PFDA	ND	1.57	5.30	8.44		B8B0129	26-Feb-18	0.118 L	01-Mar-18 04:00	1
MeFOSAA	ND	1.74	5.30	8.44		B8B0129	26-Feb-18	0.118 L	01-Mar-18 04:00	1
PFUnA	ND	1.11	5.30	8.44		B8B0129	26-Feb-18	0.118 L	01-Mar-18 04:00	1
EtFOSAA	ND	1.45	5.30	8.44		B8B0129	26-Feb-18	0.118 L	01-Mar-18 04:00	1
PFDoA	ND	0.836	5.30	8.44		B8B0129	26-Feb-18	0.118 L	01-Mar-18 04:00	1
PFTrDA	ND	0.521	5.30	8.44		B8B0129	26-Feb-18	0.118 L	01-Mar-18 04:00	1
PFTeDA	ND	0.797	5.30	8.44		B8B0129	26-Feb-18	0.118 L	01-Mar-18 04:00	1
Labeled Standards	Type	% Recovery	Limits	Qualifiers	Batch	Extracted	Samp Size	Analyzed	Dilution	
13C3-PFBs	IS	107	50 - 150		B8B0129	26-Feb-18	0.118 L	01-Mar-18 04:00	1	
13C2-PFHxA	IS	82.4	50 - 150		B8B0129	26-Feb-18	0.118 L	01-Mar-18 04:00	1	
13C4-PFHpA	IS	89.1	50 - 150		B8B0129	26-Feb-18	0.118 L	01-Mar-18 04:00	1	
18O2-PFHxS	IS	71.8	50 - 150		B8B0129	26-Feb-18	0.118 L	01-Mar-18 04:00	1	
13C2-PFOA	IS	78.9	50 - 150		B8B0129	26-Feb-18	0.118 L	01-Mar-18 04:00	1	
13C8-PFOS	IS	86.1	50 - 150		B8B0129	26-Feb-18	0.118 L	01-Mar-18 04:00	1	
13C5-PFNA	IS	73.2	50 - 150		B8B0129	26-Feb-18	0.118 L	01-Mar-18 04:00	1	
13C2-PFDA	IS	77.8	50 - 150		B8B0129	26-Feb-18	0.118 L	01-Mar-18 04:00	1	
d3-MeFOSAA	IS	84.4	50 - 150		B8B0129	26-Feb-18	0.118 L	01-Mar-18 04:00	1	
13C2-PFUnA	IS	82.6	50 - 150		B8B0129	26-Feb-18	0.118 L	01-Mar-18 04:00	1	
d5-EtFOSAA	IS	85.6	50 - 150		B8B0129	26-Feb-18	0.118 L	01-Mar-18 04:00	1	
13C2-PFDoA	IS	96.8	50 - 150		B8B0129	26-Feb-18	0.118 L	01-Mar-18 04:00	1	
13C2-PFTeDA	IS	93.1	50 - 150		B8B0129	26-Feb-18	0.118 L	01-Mar-18 04:00	1	

DL - Detection Limit
 LOD - Limit of Detection
 LOQ - Limit of quantitation
 LCL-UCL - Lower control limit - upper control limit
 Results reported to the DL.
 When reported, PFHxS, PFOA and PFOS include both linear and branched isomers.
 Only the linear isomer is reported for all other analytes.

MBL

5.30

new 51.21.8

Sample ID: WI-A06-FB01-021618

Modified EPA Method 537

Client Data		Laboratory Data	
Name: CH2M Hill	Matrix: Aqueous	Lab Sample: 1800339-02	Column: BEH C18
Project: 695610.05.F1.FS	Date Collected: 16-Feb-18 14:45	Date Received: 20-Feb-18 09:04	

Analyte	Conc. (ng/L)	DL	LOD	LOQ	Qualifiers	Batch	Extracted	Samp Size	Analyzed	Dilution
PFBS	ND	1.84	5.12	8.22		B8B0129	26-Feb-18	0.122 L	01-Mar-18 04:12	1
PFHxA	ND	2.24	5.12	8.22		B8B0129	26-Feb-18	0.122 L	01-Mar-18 04:12	1
PFHpA	ND	0.607	5.12	8.22		B8B0129	26-Feb-18	0.122 L	01-Mar-18 04:12	1
PFHxS	ND	0.973	5.12	8.22	I-B	B8B0129	26-Feb-18	0.122 L	01-Mar-18 04:12	1
PFOA	ND	0.669	5.12	8.22		B8B0129	26-Feb-18	0.122 L	01-Mar-18 04:12	1
PFOS	ND	0.829	5.12	8.22		B8B0129	26-Feb-18	0.122 L	01-Mar-18 04:12	1
PFNA	ND	0.832	5.12	8.22		B8B0129	26-Feb-18	0.122 L	01-Mar-18 04:12	1
PFDA	ND	1.53	5.12	8.22		B8B0129	26-Feb-18	0.122 L	01-Mar-18 04:12	1
MeFOSAA	ND	1.70	5.12	8.22		B8B0129	26-Feb-18	0.122 L	01-Mar-18 04:12	1
PFUnA	ND	1.08	5.12	8.22		B8B0129	26-Feb-18	0.122 L	01-Mar-18 04:12	1
EtFOSAA	ND	1.41	5.12	8.22		B8B0129	26-Feb-18	0.122 L	01-Mar-18 04:12	1
PFDoA	ND	0.814	5.12	8.22		B8B0129	26-Feb-18	0.122 L	01-Mar-18 04:12	1
PFTrDA	ND	0.508	5.12	8.22		B8B0129	26-Feb-18	0.122 L	01-Mar-18 04:12	1
PFTeDA	ND	0.776	5.12	8.22		B8B0129	26-Feb-18	0.122 L	01-Mar-18 04:12	1
Labeled Standards	% Recovery	Limits	Qualifiers	Batch	Extracted	Samp Size	Analyzed	Dilution		
13C3-PFBS	105	50 - 150		B8B0129	26-Feb-18	0.122 L	01-Mar-18 04:12	1		
13C2-PFHxA	90.7	50 - 150		B8B0129	26-Feb-18	0.122 L	01-Mar-18 04:12	1		
13C4-PFHpA	94.6	50 - 150		B8B0129	26-Feb-18	0.122 L	01-Mar-18 04:12	1		
18O2-PFHxS	78.9	50 - 150		B8B0129	26-Feb-18	0.122 L	01-Mar-18 04:12	1		
13C2-PFOA	81.4	50 - 150		B8B0129	26-Feb-18	0.122 L	01-Mar-18 04:12	1		
13C8-PFOS	74.2	50 - 150		B8B0129	26-Feb-18	0.122 L	01-Mar-18 04:12	1		
13C5-PFNA	71.3	50 - 150		B8B0129	26-Feb-18	0.122 L	01-Mar-18 04:12	1		
13C2-PFDA	65.4	50 - 150		B8B0129	26-Feb-18	0.122 L	01-Mar-18 04:12	1		
d3-MeFOSAA	58.4	50 - 150		B8B0129	26-Feb-18	0.122 L	01-Mar-18 04:12	1		
13C2-PFUnA	73.4	50 - 150		B8B0129	26-Feb-18	0.122 L	01-Mar-18 04:12	1		
d5-EtFOSAA	75.6	50 - 150		B8B0129	26-Feb-18	0.122 L	01-Mar-18 04:12	1		
13C2-PFDoA	58.4	50 - 150		B8B0129	26-Feb-18	0.122 L	01-Mar-18 04:12	1		
13C2-PFTeDA	71.7	50 - 150		B8B0129	26-Feb-18	0.122 L	01-Mar-18 04:12	1		

DL - Detection Limit
 LOD - Limit of Detection
 LOQ - Limit of quantitation
 LCL-UCL- Lower control limit - upper control limit
 Results reported to the DL.
 When reported, PFHxS, PFOA and PFOS include both linear and branched isomers.
 Only the linear isomer is reported for all other analytes.

MBC

5.12

new 51.2.18

Sample ID: WI-A06-EB01-021618

Modified EPA Method 537

Client Data		Laboratory Data		Matrix:		Date Collected:		Date Received:		Column:	
Name:	CH2M Hill	Lab Sample:	1800339-03	Matrix:	Aqueous	Date Collected:	16-Feb-18 16:30	Lab Sample:	20-Feb-18 09:04	Column:	BEH C18
Project:	695610.05.F1.FS	Date Received:		Date Collected:		Date Received:		Date Received:			
Analyte	Conc. (ng/L)	DL	LOD	LOQ	Qualifiers	Batch	Extracted	Samp Size	Analyzed	Dilution	
PFBS	ND	1.85	5.17	8.25		B8B0129	26-Feb-18	0.121 L	01-Mar-18 04:23	I	
PFHxA	ND	2.25	5.17	8.25		B8B0129	26-Feb-18	0.121 L	01-Mar-18 04:23	I	
PFHpA	ND	0.609	5.17	8.25		B8B0129	26-Feb-18	0.121 L	01-Mar-18 04:23	I	
PFHxS	ND	0.977	5.17	8.25	J-B	B8B0129	26-Feb-18	0.121 L	01-Mar-18 04:23	I	
PFOA	ND	0.671	5.17	8.25		B8B0129	26-Feb-18	0.121 L	01-Mar-18 04:23	I	
PFOS	ND	0.832	5.17	8.25		B8B0129	26-Feb-18	0.121 L	01-Mar-18 04:23	I	
PFNA	ND	0.835	5.17	8.25		B8B0129	26-Feb-18	0.121 L	01-Mar-18 04:23	I	
PFDA	ND	1.54	5.17	8.25		B8B0129	26-Feb-18	0.121 L	01-Mar-18 04:23	I	
MeFOSAA	ND	1.70	5.17	8.25		B8B0129	26-Feb-18	0.121 L	01-Mar-18 04:23	I	
PFUnA	ND	1.08	5.17	8.25		B8B0129	26-Feb-18	0.121 L	01-Mar-18 04:23	I	
EtFOSAA	ND	1.41	5.17	8.25		B8B0129	26-Feb-18	0.121 L	01-Mar-18 04:23	I	
PFDoA	ND	0.817	5.17	8.25		B8B0129	26-Feb-18	0.121 L	01-Mar-18 04:23	I	
PFTfDA	ND	0.509	5.17	8.25		B8B0129	26-Feb-18	0.121 L	01-Mar-18 04:23	I	
PFTeDA	ND	0.779	5.17	8.25		B8B0129	26-Feb-18	0.121 L	01-Mar-18 04:23	I	
Labeled Standards	Type	% Recovery	Limits	Qualifiers	Batch	Extracted	Samp Size	Analyzed	Dilution		
13C3-PFBS	IS	117	50 - 150		B8B0129	26-Feb-18	0.121 L	01-Mar-18 04:23	I		
13C2-PFHxA	IS	87.8	50 - 150		B8B0129	26-Feb-18	0.121 L	01-Mar-18 04:23	I		
13C4-PFHpA	IS	96.5	50 - 150		B8B0129	26-Feb-18	0.121 L	01-Mar-18 04:23	I		
18O2-PFHxS	IS	83.9	50 - 150		B8B0129	26-Feb-18	0.121 L	01-Mar-18 04:23	I		
13C2-PFOA	IS	80.6	50 - 150		B8B0129	26-Feb-18	0.121 L	01-Mar-18 04:23	I		
13C8-PFOS	IS	72.6	50 - 150		B8B0129	26-Feb-18	0.121 L	01-Mar-18 04:23	I		
13C5-PFNA	IS	64.8	50 - 150		B8B0129	26-Feb-18	0.121 L	01-Mar-18 04:23	I		
13C2-PFDA	IS	68.6	50 - 150		B8B0129	26-Feb-18	0.121 L	01-Mar-18 04:23	I		
d3-MeFOSAA	IS	74.9	50 - 150		B8B0129	26-Feb-18	0.121 L	01-Mar-18 04:23	I		
13C2-PFUnA	IS	81.2	50 - 150		B8B0129	26-Feb-18	0.121 L	01-Mar-18 04:23	I		
d5-EtFOSAA	IS	78.7	50 - 150		B8B0129	26-Feb-18	0.121 L	01-Mar-18 04:23	I		
13C2-PFDoA	IS	76.3	50 - 150		B8B0129	26-Feb-18	0.121 L	01-Mar-18 04:23	I		
13C2-PFTeDA	IS	72.4	50 - 150		B8B0129	26-Feb-18	0.121 L	01-Mar-18 04:23	I		

DL - Detection Limit
 LOD - Limit of Detection
 LOQ - Limit of Quantitation
 LCL-UCL - Lower control limit - upper control limit
 Results reported to the DL.
 When reported, PFHxS, PFOA and PFOS include both linear and branched isomers.
 Only the linear isomer is reported for all other analytes.

MBL

5.17

new sl. 2.68

Sample ID: WI-A06-S-01-0218

Modified EPA Method 537

Client Data		Laboratory Data	
Name: CH2M Hill	Matrix: Aqueous	Lab Sample: 1800339-04	Column: BEH C18
Project: 695610.05.FI.FS	Date Collected: 19-Feb-18 12:00	Date Received: 20-Feb-18 09:04	

Analyte	Conc. (ng/L)	DL	LOD	LOQ	Qualifiers	Batch	Extracted	Samp Size	Analyzed	Dilution
PFBS	ND	1.84	5.17	8.24		B8B0129	26-Feb-18	0.121 L	01-Mar-18 04:35	1
PFHxA	ND	2.24	5.17	8.24		B8B0129	26-Feb-18	0.121 L	01-Mar-18 04:35	1
PFHpA	ND	0.608	5.17	8.24		B8B0129	26-Feb-18	0.121 L	01-Mar-18 04:35	1
PFHxS	5.17 1.71 <i>u</i>	0.975	5.17	8.24	<i>L-B</i>	B8B0129	26-Feb-18	0.121 L	01-Mar-18 04:35	1
PFOA	ND	0.670	5.17	8.24		B8B0129	26-Feb-18	0.121 L	01-Mar-18 04:35	1
PFOS	ND	0.831	5.17	8.24		B8B0129	26-Feb-18	0.121 L	01-Mar-18 04:35	1
PFNA	ND	0.834	5.17	8.24		B8B0129	26-Feb-18	0.121 L	01-Mar-18 04:35	1
PFDA	ND	1.53	5.17	8.24		B8B0129	26-Feb-18	0.121 L	01-Mar-18 04:35	1
MeFOSAA	ND	1.70	5.17	8.24		B8B0129	26-Feb-18	0.121 L	01-Mar-18 04:35	1
PFUnA	ND	1.08	5.17	8.24		B8B0129	26-Feb-18	0.121 L	01-Mar-18 04:35	1
EtFOSAA	ND	1.41	5.17	8.24		B8B0129	26-Feb-18	0.121 L	01-Mar-18 04:35	1
PFDaA	ND	0.815	5.17	8.24		B8B0129	26-Feb-18	0.121 L	01-Mar-18 04:35	1
PFTrDA	ND	0.509	5.17	8.24		B8B0129	26-Feb-18	0.121 L	01-Mar-18 04:35	1
PFTeDA	ND	0.777	5.17	8.24		B8B0129	26-Feb-18	0.121 L	01-Mar-18 04:35	1
Labeled Standards	% Recovery	Limits	Qualifiers	Batch	Extracted	Samp Size	Analyzed	Dilution		
13C3-PFBS	107	50 - 150		B8B0129	26-Feb-18	0.121 L	01-Mar-18 04:35	1		
13C2-PFHxA	89.5	50 - 150		B8B0129	26-Feb-18	0.121 L	01-Mar-18 04:35	1		
13C4-PFHpA	82.8	50 - 150		B8B0129	26-Feb-18	0.121 L	01-Mar-18 04:35	1		
18O2-PFHxS	80.7	50 - 150		B8B0129	26-Feb-18	0.121 L	01-Mar-18 04:35	1		
13C2-PFOA	77.0	50 - 150		B8B0129	26-Feb-18	0.121 L	01-Mar-18 04:35	1		
13C8-PFOS	70.6	50 - 150		B8B0129	26-Feb-18	0.121 L	01-Mar-18 04:35	1		
13C5-PFNA	82.0	50 - 150		B8B0129	26-Feb-18	0.121 L	01-Mar-18 04:35	1		
13C2-PFDA	68.7	50 - 150		B8B0129	26-Feb-18	0.121 L	01-Mar-18 04:35	1		
d3-MeFOSAA	75.4	50 - 150		B8B0129	26-Feb-18	0.121 L	01-Mar-18 04:35	1		
13C2-PFUnA	80.9	50 - 150		B8B0129	26-Feb-18	0.121 L	01-Mar-18 04:35	1		
d5-EtFOSAA	92.3	50 - 150		B8B0129	26-Feb-18	0.121 L	01-Mar-18 04:35	1		
13C2-PFDaA	78.6	50 - 150		B8B0129	26-Feb-18	0.121 L	01-Mar-18 04:35	1		
13C2-PFTeDA	87.3	50 - 150		B8B0129	26-Feb-18	0.121 L	01-Mar-18 04:35	1		

DL - Detection Limit
 LOD - Limit of Detection
 LOQ - Limit of quantitation
 LCL-UCL - Lower control limit - upper control limit
 Results reported to the DL.
 When reported, PFHxS, PFOA and PFOS include both linear and branched isomers.
 Only the linear isomer is reported for all other analytes.

new 5.17 1.8

Sample ID: WI-A06-S-01P-0218

Modified EPA Method 537

Client Data		Laboratory Data	
Name: CH2M Hill	Matrix: Aqueous	Lab Sample: 1800339-05	Column: BEH C18
Project: 695610.05.F1.FS	Date Collected: 19-Feb-18 12:10	Date Received: 20-Feb-18 09:04	

Analyte	Conc. (ng/L)	DL	LOD	LOQ	Qualifiers	Batch	Extracted	Samp Size	Analyzed	Dilution
PFBS	ND	1.84	5.12	8.21		B8B0129	26-Feb-18	0.122 L	01-Mar-18 04:46	1
PFHxA	ND	2.24	5.12	8.21		B8B0129	26-Feb-18	0.122 L	01-Mar-18 04:46	1
PFHpA	ND	0.606	5.12	8.21		B8B0129	26-Feb-18	0.122 L	01-Mar-18 04:46	1
PFHxS	ND	0.972	5.12	8.21	L-B	B8B0129	26-Feb-18	0.122 L	01-Mar-18 04:46	1
PFOA	ND	0.668	5.12	8.21		B8B0129	26-Feb-18	0.122 L	01-Mar-18 04:46	1
PFOS	ND	0.828	5.12	8.21		B8B0129	26-Feb-18	0.122 L	01-Mar-18 04:46	1
PFNA	ND	0.831	5.12	8.21		B8B0129	26-Feb-18	0.122 L	01-Mar-18 04:46	1
PFDA	ND	1.53	5.12	8.21		B8B0129	26-Feb-18	0.122 L	01-Mar-18 04:46	1
MeFOSAA	ND	1.69	5.12	8.21		B8B0129	26-Feb-18	0.122 L	01-Mar-18 04:46	1
PFUnA	ND	1.08	5.12	8.21		B8B0129	26-Feb-18	0.122 L	01-Mar-18 04:46	1
EtFOSAA	ND	1.41	5.12	8.21		B8B0129	26-Feb-18	0.122 L	01-Mar-18 04:46	1
PFDoA	ND	0.813	5.12	8.21		B8B0129	26-Feb-18	0.122 L	01-Mar-18 04:46	1
PFTrDA	ND	0.507	5.12	8.21		B8B0129	26-Feb-18	0.122 L	01-Mar-18 04:46	1
PFTeDA	ND	0.775	5.12	8.21		B8B0129	26-Feb-18	0.122 L	01-Mar-18 04:46	1

Labeled Standards	Type	% Recovery	Limits	Qualifiers	Batch	Extracted	Samp Size	Analyzed	Dilution
13C3-PFBS	IS	127	50 - 150		B8B0129	26-Feb-18	0.122 L	01-Mar-18 04:46	1
13C2-PFHxA	IS	97.2	50 - 150		B8B0129	26-Feb-18	0.122 L	01-Mar-18 04:46	1
13C4-PFHpA	IS	115	50 - 150		B8B0129	26-Feb-18	0.122 L	01-Mar-18 04:46	1
18O2-PFHxS	IS	95.5	50 - 150		B8B0129	26-Feb-18	0.122 L	01-Mar-18 04:46	1
13C2-PFOA	IS	89.4	50 - 150		B8B0129	26-Feb-18	0.122 L	01-Mar-18 04:46	1
13C8-PFOS	IS	85.1	50 - 150		B8B0129	26-Feb-18	0.122 L	01-Mar-18 04:46	1
13C5-PFNA	IS	79.2	50 - 150		B8B0129	26-Feb-18	0.122 L	01-Mar-18 04:46	1
13C2-PFDA	IS	70.5	50 - 150		B8B0129	26-Feb-18	0.122 L	01-Mar-18 04:46	1
d3-MeFOSAA	IS	68.3	50 - 150		B8B0129	26-Feb-18	0.122 L	01-Mar-18 04:46	1
13C2-PFUnA	IS	80.8	50 - 150		B8B0129	26-Feb-18	0.122 L	01-Mar-18 04:46	1
d5-EtFOSAA	IS	77.0	50 - 150		B8B0129	26-Feb-18	0.122 L	01-Mar-18 04:46	1
13C2-PFDoA	IS	72.0	50 - 150		B8B0129	26-Feb-18	0.122 L	01-Mar-18 04:46	1
13C2-PFTeDA	IS	102	50 - 150		B8B0129	26-Feb-18	0.122 L	01-Mar-18 04:46	1

DL - Detection Limit
 LOD - Limit of Detection
 LOQ - Limit of Quantitation
 LCL-UCL- Lower control limit - upper control limit
 Results reported to the DL.
 When reported, PFHxS, PFOA and PFOS include both linear and branched isomers.
 Only the linear isomer is reported for all other analytes.

MBL

5.12-2114

new 5.12.18

Sample ID: WI-A06-FB01-021918

Modified EPA Method 537

Client Data		Laboratory Data	
Name: CH2M Hill	Matrix: Aqueous	Lab Sample: 1800339-06	Column: BEH C18
Project: 695610.05.FI.FS	Date Collected: 19-Feb-18 13:00	Date Received: 20-Feb-18 09:04	

Analyte	Conc. (ng/L)	DL	LOD	LOQ	Qualifiers	Batch	Extracted	Samp Size	Analyzed	Dilution
PFBS	ND	1.83	5.12	8.18		B8B0129	26-Feb-18	0.122 L	01-Mar-18 04:58	1
PFHxA	ND	2.23	5.12	8.18		B8B0129	26-Feb-18	0.122 L	01-Mar-18 04:58	1
PFHpA	ND	0.604	5.12	8.18		B8B0129	26-Feb-18	0.122 L	01-Mar-18 04:58	1
PFHxS	ND	0.969	5.12	8.18		B8B0129	26-Feb-18	0.122 L	01-Mar-18 04:58	1
PFOA	ND	0.666	5.12	8.18		B8B0129	26-Feb-18	0.122 L	01-Mar-18 04:58	1
PFOS	ND	0.825	5.12	8.18		B8B0129	26-Feb-18	0.122 L	01-Mar-18 04:58	1
PFNA	ND	0.828	5.12	8.18		B8B0129	26-Feb-18	0.122 L	01-Mar-18 04:58	1
PFDA	ND	1.52	5.12	8.18		B8B0129	26-Feb-18	0.122 L	01-Mar-18 04:58	1
MeFOSAA	ND	1.69	5.12	8.18		B8B0129	26-Feb-18	0.122 L	01-Mar-18 04:58	1
PFUnA	ND	1.07	5.12	8.18		B8B0129	26-Feb-18	0.122 L	01-Mar-18 04:58	1
EtFOSAA	ND	1.40	5.12	8.18		B8B0129	26-Feb-18	0.122 L	01-Mar-18 04:58	1
PFDoA	ND	0.810	5.12	8.18		B8B0129	26-Feb-18	0.122 L	01-Mar-18 04:58	1
PFTrDA	ND	0.505	5.12	8.18		B8B0129	26-Feb-18	0.122 L	01-Mar-18 04:58	1
PFTeDA	ND	0.772	5.12	8.18		B8B0129	26-Feb-18	0.122 L	01-Mar-18 04:58	1
Labeled Standards	Type	% Recovery	Limits	Qualifiers	Batch	Extracted	Samp Size	Analyzed	Dilution	
13C3-PFBS	IS	98.1	50 - 150		B8B0129	26-Feb-18	0.122 L	01-Mar-18 04:58	1	
13C2-PFHxA	IS	84.2	50 - 150		B8B0129	26-Feb-18	0.122 L	01-Mar-18 04:58	1	
13C4-PFHpA	IS	81.1	50 - 150		B8B0129	26-Feb-18	0.122 L	01-Mar-18 04:58	1	
18O2-PFHxS	IS	84.3	50 - 150		B8B0129	26-Feb-18	0.122 L	01-Mar-18 04:58	1	
13C2-PFOA	IS	82.5	50 - 150		B8B0129	26-Feb-18	0.122 L	01-Mar-18 04:58	1	
13C8-PFOS	IS	85.8	50 - 150		B8B0129	26-Feb-18	0.122 L	01-Mar-18 04:58	1	
13C5-PFNA	IS	70.3	50 - 150		B8B0129	26-Feb-18	0.122 L	01-Mar-18 04:58	1	
13C2-PFDA	IS	57.4	50 - 150		B8B0129	26-Feb-18	0.122 L	01-Mar-18 04:58	1	
d3-MeFOSAA	IS	49.5	50 - 150		B8B0129	26-Feb-18	0.122 L	01-Mar-18 04:58	1	
13C2-PFUnA	IS	52.1	50 - 150		B8B0129	26-Feb-18	0.122 L	01-Mar-18 04:58	1	
d5-EtFOSAA	IS	60.0	50 - 150		B8B0129	26-Feb-18	0.122 L	01-Mar-18 04:58	1	
13C2-PFDoA	IS	67.3	50 - 150		B8B0129	26-Feb-18	0.122 L	01-Mar-18 04:58	1	
13C2-PFTeDA	IS	74.0	50 - 150		B8B0129	26-Feb-18	0.122 L	01-Mar-18 04:58	1	

DL - Detection Limit
 LOD - Limit of Detection
 LOQ - Limit of quantitation
 LCL-UCL - Lower control limit - upper control limit
 Results reported to the DL.
 When reported, PFHxS, PFOA and PFOS include both linear and branched isomers.
 Only the linear isomer is reported for all other analytes.

new 51.218

LOCATION_NAME	SITE_NAME	INSTALLATION_ID	LOCATION_TYPE	LOCATION_TYPE_DESC	SDG	COORD_X	COORD_Y	SAMPLE_MATRIX_DESC	SAMPLE_NAME	SAMPLE_MATRIX	COLLECT_DATE	ANALYTICAL_METHOD_GRP_DESC
MW-06	AREA 06 - CURRENT LANDFILL	WHIDBEY_ISLAND_NAS	WLM	Monitoring well	1800339	1200298	484634.9	Ground water	WI-A06-MW-06-0218	WG	16-Feb-18	Perfluoroalkyl Compounds
MW-06	AREA 06 - CURRENT LANDFILL	WHIDBEY_ISLAND_NAS	WLM	Monitoring well	1800339	1200298	484634.9	Ground water	WI-A06-MW-06-0218	WG	16-Feb-18	Perfluoroalkyl Compounds
MW-06	AREA 06 - CURRENT LANDFILL	WHIDBEY_ISLAND_NAS	WLM	Monitoring well	1800339	1200298	484634.9	Ground water	WI-A06-MW-06-0218	WG	16-Feb-18	Perfluoroalkyl Compounds
MW-06	AREA 06 - CURRENT LANDFILL	WHIDBEY_ISLAND_NAS	WLM	Monitoring well	1800339	1200298	484634.9	Ground water	WI-A06-MW-06-0218	WG	16-Feb-18	Perfluoroalkyl Compounds
MW-06	AREA 06 - CURRENT LANDFILL	WHIDBEY_ISLAND_NAS	WLM	Monitoring well	1800339	1200298	484634.9	Ground water	WI-A06-MW-06-0218	WG	16-Feb-18	Perfluoroalkyl Compounds
6-S-01	AREA 06 - CURRENT LANDFILL	WHIDBEY_ISLAND_NAS	WLM	Monitoring well	1800339	1203138.6	486063.9	Ground water	WI-A06-S-01-0218	WG	19-Feb-18	Perfluoroalkyl Compounds
6-S-01	AREA 06 - CURRENT LANDFILL	WHIDBEY_ISLAND_NAS	WLM	Monitoring well	1800339	1203138.6	486063.9	Ground water	WI-A06-S-01-0218	WG	19-Feb-18	Perfluoroalkyl Compounds
6-S-01	AREA 06 - CURRENT LANDFILL	WHIDBEY_ISLAND_NAS	WLM	Monitoring well	1800339	1203138.6	486063.9	Ground water	WI-A06-S-01-0218	WG	19-Feb-18	Perfluoroalkyl Compounds
6-S-01	AREA 06 - CURRENT LANDFILL	WHIDBEY_ISLAND_NAS	WLM	Monitoring well	1800339	1203138.6	486063.9	Ground water	WI-A06-S-01-0218	WG	19-Feb-18	Perfluoroalkyl Compounds
6-S-01	AREA 06 - CURRENT LANDFILL	WHIDBEY_ISLAND_NAS	WLM	Monitoring well	1800339	1203138.6	486063.9	Ground water	WI-A06-S-01-0218	WG	19-Feb-18	Perfluoroalkyl Compounds
6-S-01	AREA 06 - CURRENT LANDFILL	WHIDBEY_ISLAND_NAS	WLM	Monitoring well	1800339	1203138.6	486063.9	Ground water	WI-A06-S-01-0218	WG	19-Feb-18	Perfluoroalkyl Compounds
6-S-01	AREA 06 - CURRENT LANDFILL	WHIDBEY_ISLAND_NAS	WLM	Monitoring well	1800339	1203138.6	486063.9	Ground water	WI-A06-S-01-0218	WG	19-Feb-18	Perfluoroalkyl Compounds
6-S-01	AREA 06 - CURRENT LANDFILL	WHIDBEY_ISLAND_NAS	WLM	Monitoring well	1800339	1203138.6	486063.9	Ground water	WI-A06-S-01-0218	WG	19-Feb-18	Perfluoroalkyl Compounds
6-S-01	AREA 06 - CURRENT LANDFILL	WHIDBEY_ISLAND_NAS	WLM	Monitoring well	1800339	1203138.6	486063.9	Ground water	WI-A06-S-01-0218	WG	19-Feb-18	Perfluoroalkyl Compounds
6-S-01	AREA 06 - CURRENT LANDFILL	WHIDBEY_ISLAND_NAS	WLM	Monitoring well	1800339	1203138.6	486063.9	Ground water	WI-A06-S-01-0218	WG	19-Feb-18	Perfluoroalkyl Compounds
6-S-01	AREA 06 - CURRENT LANDFILL	WHIDBEY_ISLAND_NAS	WLM	Monitoring well	1800339	1203138.6	486063.9	Ground water	WI-A06-S-01-0218	WG	19-Feb-18	Perfluoroalkyl Compounds
6-S-01	AREA 06 - CURRENT LANDFILL	WHIDBEY_ISLAND_NAS	WLM	Monitoring well	1800339	1203138.6	486063.9	Ground water	WI-A06-S-01-0218	WG	19-Feb-18	Perfluoroalkyl Compounds
6-S-01	AREA 06 - CURRENT LANDFILL	WHIDBEY_ISLAND_NAS	WLM	Monitoring well	1800339	1203138.6	486063.9	Ground water	WI-A06-S-01-0218	WG	19-Feb-18	Perfluoroalkyl Compounds
6-S-01	AREA 06 - CURRENT LANDFILL	WHIDBEY_ISLAND_NAS	WLM	Monitoring well	1800339	1203138.6	486063.9	Ground water	WI-A06-S-01-0218	WG	19-Feb-18	Perfluoroalkyl Compounds
6-S-01	AREA 06 - CURRENT LANDFILL	WHIDBEY_ISLAND_NAS	WLM	Monitoring well	1800339	1203138.6	486063.9	Ground water	WI-A06-S-01-0218	WG	19-Feb-18	Perfluoroalkyl Compounds