



**Groundwater Sample Results,
Level 2 Laboratory Report, Level 4 Laboratory Report,
Electronic Data Deliverable, Data Validation Report,
and the Sample Location Report, SDG 1800340**

*Naval Air Station Whidbey Island
Oak Harbor, Washington*

June 2019

March 03, 2018

Vista Work Order No. 1800340

Ms. Tiffany Hill
CH2M Hill
1100 NE Circle Blvd. Suite 300
Corvallis, OR 97330

Dear Ms. Hill,

Enclosed are the results for the sample set received at Vista Analytical Laboratory on February 20, 2018. This sample set was analyzed on a rush turn-around time, under your Project Name '695610.04.FI.FS'.

Vista Analytical Laboratory is committed to serving you effectively. If you require additional information, please contact me at 916-673-1520 or by email at mmaier@vista-analytical.com.

Thank you for choosing Vista as part of your analytical support team.

Sincerely,

Martha Maier
Laboratory Director



Vista Analytical Laboratory certifies that the report herein meets all the requirements set forth by NELAP for those applicable test methods. Results relate only to the samples as received by the laboratory. This report should not be reproduced except in full without the written approval of Vista.

Vista Work Order No. 1800340

Case Narrative

Sample Condition on Receipt:

Thirteen aqueous samples were received in good condition and within the method temperature requirements. The samples were received and stored securely in accordance with Vista standard operating procedures and EPA methodology.

Analytical Notes:

Modified EPA Method 537

The following samples contained particulate and were centrifuged prior to extraction:

<u>Laboratory ID</u>	<u>Sample Name</u>
1800340-01	WI-AF-MW-614-0218
1800340-02	WI-AF-MW-613-0218
1800340-05	WI-AF-MW-612-0218
1800340-07	WI-AF-MW-608-0218
1800340-08	WI-AF-MW-606-0218
1800340-09	WI-AF-MW-606P-0218
1800340-11	WI-AF-MW-607-0218
1800340-12	WI-AF-MW-605-0218
1800340-13	WI-AF-MW-609-0218

The samples were extracted and analyzed for a selected list of PFAS using Modified EPA Method 537.

Holding Times

The samples were extracted and analyzed within the method hold times.

Quality Control

The Initial Calibration and Continuing Calibration Verifications met the method acceptance criteria.

A Method Blank and Ongoing Precision and Recovery (OPR) sample were extracted and analyzed with the preparation batch. No analytes were detected in the Method Blank above 1/2 the LOQ. The OPR recoveries were within the method acceptance criteria.

The extract of sample "WI-AF-MW-609-0218" was re-injected because one or more Injection Internal Standard Analyte response areas were outside of criteria. The area criteria passed for the second injection and the results from the re-injection have been reported.

The labeled standard recoveries outside the acceptance criteria are listed in the table below.

As requested, an MS/MSD was performed on sample "WI-AF-MW-612-0218". The MSD recovery and RPD were out of the acceptance criteria for PFOS.

QC Anomalies

LabNumber	SampleName	Analysis	Analyte	Flag	%Rec
1800340-13	WI-AF-MW-609-0218	Modified EPA Method 537	13C2-PFDoA	H	44.8

H = Recovery was outside laboratory acceptance criteria.

TABLE OF CONTENTS

Case Narrative.....	1
Table of Contents.....	4
Sample Inventory.....	5
Analytical Results.....	6
Qualifiers.....	23
Certifications.....	24
Sample Receipt.....	25

Sample Inventory Report

Vista Sample ID	Client Sample ID	Sampled	Received	Components/Containers
1800340-01	WI-AF-MW-614-0218	14-Feb-18 11:45	20-Feb-18 09:04	HDPE Bottle, 125 mL
1800340-02	WI-AF-MW-613-0218	14-Feb-18 16:55	20-Feb-18 09:04	HDPE Bottle, 125 mL
1800340-03	WI-AF-FB02-021418	14-Feb-18 17:55	20-Feb-18 09:04	HDPE Bottle, 125 mL
1800340-04	WI-AF-EB02-021418	14-Feb-18 18:20	20-Feb-18 09:04	HDPE Bottle, 125 mL
1800340-05	WI-AF-MW-612-0218	MS/MSD15-Feb-18 11:20	20-Feb-18 09:04	HDPE Bottle, 125 mL
				HDPE Bottle, 125 mL
				HDPE Bottle, 125 mL
				HDPE Bottle, 125 mL
				HDPE Bottle, 125 mL
1800340-06	WI-AF-EB02-021518	15-Feb-18 12:45	20-Feb-18 09:04	HDPE Bottle, 125 mL
1800340-07	WI-AF-MW-608-0218	15-Feb-18 15:55	20-Feb-18 09:04	HDPE Bottle, 125 mL
1800340-08	WI-AF-MW-606-0218	16-Feb-18 14:50	20-Feb-18 09:04	HDPE Bottle, 125 mL
1800340-09	WI-AF-MW-606P-0218	16-Feb-18 14:50	20-Feb-18 09:04	HDPE Bottle, 125 mL
1800340-10	WI-AF-FB02-021618	16-Feb-18 15:00	20-Feb-18 09:04	HDPE Bottle, 125 mL
1800340-11	WI-AF-MW-607-0218	17-Feb-18 11:08	20-Feb-18 09:04	HDPE Bottle, 125 mL
1800340-12	WI-AF-MW-605-0218	17-Feb-18 13:00	20-Feb-18 09:04	HDPE Bottle, 125 mL
1800340-13	WI-AF-MW-609-0218	17-Feb-18 15:55	20-Feb-18 09:04	HDPE Bottle, 125 mL
				HDPE Bottle, 125 mL

ANALYTICAL RESULTS

Sample ID: Method Blank **Modified EPA Method 537**

Client Data				Laboratory Data			
Name:	CH2M Hill	Matrix:	Aqueous	Lab Sample:	B8B0130-BLK1	Column:	BEH C18
Project:	695610.04.FI.FS						

Analyte	Conc. (ng/L)	DL	LOD	LOQ	Qualifiers	Batch	Extracted	Samp Size	Analyzed	Dilution
PFBS	ND	1.79	5.00	8.00		B8B0130	22-Feb-18	0.125 L	28-Feb-18 06:58	1
PFHxA	ND	2.18	5.00	8.00		B8B0130	22-Feb-18	0.125 L	28-Feb-18 06:58	1
PFHpA	ND	0.591	5.00	8.00		B8B0130	22-Feb-18	0.125 L	28-Feb-18 06:58	1
PFHxS	ND	0.947	5.00	8.00		B8B0130	22-Feb-18	0.125 L	28-Feb-18 06:58	1
PFOA	ND	0.651	5.00	8.00		B8B0130	22-Feb-18	0.125 L	28-Feb-18 06:58	1
PFOS	ND	0.807	5.00	8.00		B8B0130	22-Feb-18	0.125 L	28-Feb-18 06:58	1
PFNA	ND	0.810	5.00	8.00		B8B0130	22-Feb-18	0.125 L	28-Feb-18 06:58	1
PFDA	ND	1.49	5.00	8.00		B8B0130	22-Feb-18	0.125 L	28-Feb-18 06:58	1
MeFOSAA	ND	1.65	5.00	8.00		B8B0130	22-Feb-18	0.125 L	28-Feb-18 06:58	1
PFOA	ND	1.05	5.00	8.00		B8B0130	22-Feb-18	0.125 L	28-Feb-18 06:58	1
EtFOSAA	ND	1.37	5.00	8.00		B8B0130	22-Feb-18	0.125 L	28-Feb-18 06:58	1
PFOA	ND	0.792	5.00	8.00		B8B0130	22-Feb-18	0.125 L	28-Feb-18 06:58	1
PFOA	ND	0.494	5.00	8.00		B8B0130	22-Feb-18	0.125 L	28-Feb-18 06:58	1
PFOA	ND	0.755	5.00	8.00		B8B0130	22-Feb-18	0.125 L	28-Feb-18 06:58	1

Labeled Standards	Type	% Recovery	Limits	Qualifiers	Batch	Extracted	Samp Size	Analyzed	Dilution
13C3-PFBS	IS	98.5	50 - 150		B8B0130	22-Feb-18	0.125 L	28-Feb-18 06:58	1
13C2-PFHxA	IS	91.8	50 - 150		B8B0130	22-Feb-18	0.125 L	28-Feb-18 06:58	1
13C4-PFHpA	IS	81.5	50 - 150		B8B0130	22-Feb-18	0.125 L	28-Feb-18 06:58	1
18O2-PFHxS	IS	74.8	50 - 150		B8B0130	22-Feb-18	0.125 L	28-Feb-18 06:58	1
13C2-PFOA	IS	74.1	50 - 150		B8B0130	22-Feb-18	0.125 L	28-Feb-18 06:58	1
13C8-PFOS	IS	71.6	50 - 150		B8B0130	22-Feb-18	0.125 L	28-Feb-18 06:58	1
13C5-PFNA	IS	78.9	50 - 150		B8B0130	22-Feb-18	0.125 L	28-Feb-18 06:58	1
13C2-PFDA	IS	74.7	50 - 150		B8B0130	22-Feb-18	0.125 L	28-Feb-18 06:58	1
d3-MeFOSAA	IS	66.6	50 - 150		B8B0130	22-Feb-18	0.125 L	28-Feb-18 06:58	1
13C2-PFOA	IS	73.6	50 - 150		B8B0130	22-Feb-18	0.125 L	28-Feb-18 06:58	1
d5-EtFOSAA	IS	63.4	50 - 150		B8B0130	22-Feb-18	0.125 L	28-Feb-18 06:58	1
13C2-PFOA	IS	58.1	50 - 150		B8B0130	22-Feb-18	0.125 L	28-Feb-18 06:58	1
13C2-PFOA	IS	86.1	50 - 150		B8B0130	22-Feb-18	0.125 L	28-Feb-18 06:58	1

DL - Detection Limit

LOD - Limit of Detection
LOQ - Limit of quantitation

LCL-UCL- Lower control limit - upper control limit
Results reported to the DL.

When reported, PFHxS, PFOA and PFOS include both linear and branched isomers.
Only the linear isomer is reported for all other analytes.

Sample ID: OPR

Modified EPA Method 537

Client Data				Laboratory Data			
Name:	CH2M Hill	Matrix:	Aqueous	Lab Sample:	B8B0130-BS1	Column:	BEH C18
Project:	695610.04.FLFS						

Analyte	Amt Found (ng/L)	Spike Amt	% Rec	Limits	Qualifiers	Batch	Extracted	Samp Size	Analyzed	Dilution
PFBS	82.8	80.0	103	70-130		B8B0130	22-Feb-18	0.125 L	28-Feb-18 06:47	1
PFHxA	79.5	80.0	99.4	70-130		B8B0130	22-Feb-18	0.125 L	28-Feb-18 06:47	1
PFHpA	97.5	80.0	122	70-130		B8B0130	22-Feb-18	0.125 L	28-Feb-18 06:47	1
PFHxS	87.1	80.0	109	70-130		B8B0130	22-Feb-18	0.125 L	28-Feb-18 06:47	1
PFOA	88.8	80.0	111	70-130		B8B0130	22-Feb-18	0.125 L	28-Feb-18 06:47	1
PFOS	101	80.0	126	70-130		B8B0130	22-Feb-18	0.125 L	28-Feb-18 06:47	1
PFNA	94.5	80.0	118	70-130		B8B0130	22-Feb-18	0.125 L	28-Feb-18 06:47	1
PFDA	82.1	80.0	103	70-130		B8B0130	22-Feb-18	0.125 L	28-Feb-18 06:47	1
MeFOSAA	64.9	80.0	81.2	70-130		B8B0130	22-Feb-18	0.125 L	28-Feb-18 06:47	1
PFUnA	92.7	80.0	116	70-130		B8B0130	22-Feb-18	0.125 L	28-Feb-18 06:47	1
EtFOSAA	81.8	80.0	102	70-130		B8B0130	22-Feb-18	0.125 L	28-Feb-18 06:47	1
PFDoA	86.7	80.0	108	70-130		B8B0130	22-Feb-18	0.125 L	28-Feb-18 06:47	1
PFTTrDA	89.3	80.0	112	60-130		B8B0130	22-Feb-18	0.125 L	28-Feb-18 06:47	1
PFTeDA	77.8	80.0	97.2	70-130		B8B0130	22-Feb-18	0.125 L	28-Feb-18 06:47	1

Labeled Standards	Type	% Rec	Limits	Qualifiers	Batch	Extracted	Samp Size	Analyzed	Dilution
13C3-PFBS	IS	100	50- 150		B8B0130	22-Feb-18	0.125 L	28-Feb-18 06:47	1
13C2-PFHxA	IS	93.1	50- 150		B8B0130	22-Feb-18	0.125 L	28-Feb-18 06:47	1
13C4-PFHpA	IS	77.5	50- 150		B8B0130	22-Feb-18	0.125 L	28-Feb-18 06:47	1
18O2-PFHxS	IS	85.1	50- 150		B8B0130	22-Feb-18	0.125 L	28-Feb-18 06:47	1
13C2-PFOA	IS	64.2	50- 150		B8B0130	22-Feb-18	0.125 L	28-Feb-18 06:47	1
13C8-PFOS	IS	90.8	50- 150		B8B0130	22-Feb-18	0.125 L	28-Feb-18 06:47	1
13C5-PFNA	IS	83.0	50- 150		B8B0130	22-Feb-18	0.125 L	28-Feb-18 06:47	1
13C2-PFDA	IS	71.3	50- 150		B8B0130	22-Feb-18	0.125 L	28-Feb-18 06:47	1
d3-MeFOSAA	IS	81.4	50- 150		B8B0130	22-Feb-18	0.125 L	28-Feb-18 06:47	1
13C2-PFUnA	IS	66.4	50- 150		B8B0130	22-Feb-18	0.125 L	28-Feb-18 06:47	1
d5-EtFOSAA	IS	62.5	50- 150		B8B0130	22-Feb-18	0.125 L	28-Feb-18 06:47	1
13C2-PFDoA	IS	69.4	50- 150		B8B0130	22-Feb-18	0.125 L	28-Feb-18 06:47	1
13C2-PFTeDA	IS	92.0	50- 150		B8B0130	22-Feb-18	0.125 L	28-Feb-18 06:47	1

Sample ID: WI-AF-MW-614-0218

Modified EPA Method 537

Client Data				Laboratory Data			
Name:	CH2M Hill	Matrix:	Aqueous	Lab Sample:	1800340-01	Column:	BEH C18
Project:	695610.04.FI.FS	Date Collected:	14-Feb-18 11:45	Date Received:	20-Feb-18 09:04		
Location:	MW-614						

Analyte	Conc. (ng/L)	DL	LOD	LOQ	Qualifiers	Batch	Extracted	Samp Size	Analyzed	Dilution
PFBS	ND	1.90	5.30	8.47		B8B0130	22-Feb-18	0.118 L	28-Feb-18 07:33	1
PFHxA	ND	2.31	5.30	8.47		B8B0130	22-Feb-18	0.118 L	28-Feb-18 07:33	1
PFHpA	ND	0.626	5.30	8.47		B8B0130	22-Feb-18	0.118 L	28-Feb-18 07:33	1
PFHxS	ND	1.00	5.30	8.47		B8B0130	22-Feb-18	0.118 L	28-Feb-18 07:33	1
PFOA	ND	0.689	5.30	8.47		B8B0130	22-Feb-18	0.118 L	28-Feb-18 07:33	1
PFOS	ND	0.855	5.30	8.47		B8B0130	22-Feb-18	0.118 L	28-Feb-18 07:33	1
PFNA	ND	0.858	5.30	8.47		B8B0130	22-Feb-18	0.118 L	28-Feb-18 07:33	1
PFDA	ND	1.58	5.30	8.47		B8B0130	22-Feb-18	0.118 L	28-Feb-18 07:33	1
MeFOSAA	ND	1.75	5.30	8.47		B8B0130	22-Feb-18	0.118 L	28-Feb-18 07:33	1
PFUnA	ND	1.11	5.30	8.47		B8B0130	22-Feb-18	0.118 L	28-Feb-18 07:33	1
EtFOSAA	ND	1.45	5.30	8.47		B8B0130	22-Feb-18	0.118 L	28-Feb-18 07:33	1
PFDoA	ND	0.839	5.30	8.47		B8B0130	22-Feb-18	0.118 L	28-Feb-18 07:33	1
PFTrDA	ND	0.523	5.30	8.47		B8B0130	22-Feb-18	0.118 L	28-Feb-18 07:33	1
PFTeDA	ND	0.800	5.30	8.47		B8B0130	22-Feb-18	0.118 L	28-Feb-18 07:33	1

Labeled Standards	Type	% Recovery	Limits	Qualifiers	Batch	Extracted	Samp Size	Analyzed	Dilution
13C3-PFBS	IS	99.3	50 - 150		B8B0130	22-Feb-18	0.118 L	28-Feb-18 07:33	1
13C2-PFHxA	IS	81.5	50 - 150		B8B0130	22-Feb-18	0.118 L	28-Feb-18 07:33	1
13C4-PFHpA	IS	81.0	50 - 150		B8B0130	22-Feb-18	0.118 L	28-Feb-18 07:33	1
18O2-PFHxS	IS	87.9	50 - 150		B8B0130	22-Feb-18	0.118 L	28-Feb-18 07:33	1
13C2-PFOA	IS	66.0	50 - 150		B8B0130	22-Feb-18	0.118 L	28-Feb-18 07:33	1
13C8-PFOS	IS	89.0	50 - 150		B8B0130	22-Feb-18	0.118 L	28-Feb-18 07:33	1
13C5-PFNA	IS	86.6	50 - 150		B8B0130	22-Feb-18	0.118 L	28-Feb-18 07:33	1
13C2-PFDA	IS	70.2	50 - 150		B8B0130	22-Feb-18	0.118 L	28-Feb-18 07:33	1
d3-MeFOSAA	IS	85.8	50 - 150		B8B0130	22-Feb-18	0.118 L	28-Feb-18 07:33	1
13C2-PFUnA	IS	67.3	50 - 150		B8B0130	22-Feb-18	0.118 L	28-Feb-18 07:33	1
d5-EtFOSAA	IS	77.4	50 - 150		B8B0130	22-Feb-18	0.118 L	28-Feb-18 07:33	1
13C2-PFDoA	IS	78.3	50 - 150		B8B0130	22-Feb-18	0.118 L	28-Feb-18 07:33	1
13C2-PFTeDA	IS	91.5	50 - 150		B8B0130	22-Feb-18	0.118 L	28-Feb-18 07:33	1

DL - Detection Limit

LOD - Limit of Detection
LOQ - Limit of quantitation

LCL-UCL- Lower control limit - upper control limit
Results reported to the DL.

When reported, PFHxS, PFOA and PFOS include both linear and branched isomers.
Only the linear isomer is reported for all other analytes.

Sample ID: WI-AF-MW-613-0218

Modified EPA Method 537

Client Data				Laboratory Data			
Name:	CH2M Hill	Matrix:	Aqueous	Lab Sample:	1800340-02	Column:	BEH C18
Project:	695610.04.FI.FS	Date Collected:	14-Feb-18 16:55	Date Received:	20-Feb-18 09:04		
Location:	MW-613						

Analyte	Conc. (ng/L)	DL	LOD	LOQ	Qualifiers	Batch	Extracted	Samp Size	Analyzed	Dilution
PFBS	ND	1.97	5.53	8.82		B8B0130	22-Feb-18	0.113 L	28-Feb-18 07:44	1
PFHxA	ND	2.40	5.53	8.82		B8B0130	22-Feb-18	0.113 L	28-Feb-18 07:44	1
PFHpA	ND	0.652	5.53	8.82		B8B0130	22-Feb-18	0.113 L	28-Feb-18 07:44	1
PFHxS	ND	1.04	5.53	8.82		B8B0130	22-Feb-18	0.113 L	28-Feb-18 07:44	1
PFOA	ND	0.718	5.53	8.82		B8B0130	22-Feb-18	0.113 L	28-Feb-18 07:44	1
PFOS	ND	0.890	5.53	8.82		B8B0130	22-Feb-18	0.113 L	28-Feb-18 07:44	1
PFNA	ND	0.893	5.53	8.82		B8B0130	22-Feb-18	0.113 L	28-Feb-18 07:44	1
PFDA	ND	1.64	5.53	8.82		B8B0130	22-Feb-18	0.113 L	28-Feb-18 07:44	1
MeFOSAA	ND	1.82	5.53	8.82		B8B0130	22-Feb-18	0.113 L	28-Feb-18 07:44	1
PFUnA	ND	1.16	5.53	8.82		B8B0130	22-Feb-18	0.113 L	28-Feb-18 07:44	1
EtFOSAA	ND	1.51	5.53	8.82		B8B0130	22-Feb-18	0.113 L	28-Feb-18 07:44	1
PFDoA	ND	0.874	5.53	8.82		B8B0130	22-Feb-18	0.113 L	28-Feb-18 07:44	1
PFTrDA	ND	0.545	5.53	8.82		B8B0130	22-Feb-18	0.113 L	28-Feb-18 07:44	1
PFTeDA	ND	0.833	5.53	8.82		B8B0130	22-Feb-18	0.113 L	28-Feb-18 07:44	1

Labeled Standards	Type	% Recovery	Limits	Qualifiers	Batch	Extracted	Samp Size	Analyzed	Dilution
13C3-PFBS	IS	91.7	50 - 150		B8B0130	22-Feb-18	0.113 L	28-Feb-18 07:44	1
13C2-PFHxA	IS	89.6	50 - 150		B8B0130	22-Feb-18	0.113 L	28-Feb-18 07:44	1
13C4-PFHpA	IS	82.0	50 - 150		B8B0130	22-Feb-18	0.113 L	28-Feb-18 07:44	1
18O2-PFHxS	IS	88.0	50 - 150		B8B0130	22-Feb-18	0.113 L	28-Feb-18 07:44	1
13C2-PFOA	IS	60.0	50 - 150		B8B0130	22-Feb-18	0.113 L	28-Feb-18 07:44	1
13C8-PFOS	IS	85.1	50 - 150		B8B0130	22-Feb-18	0.113 L	28-Feb-18 07:44	1
13C5-PFNA	IS	83.2	50 - 150		B8B0130	22-Feb-18	0.113 L	28-Feb-18 07:44	1
13C2-PFDA	IS	65.5	50 - 150		B8B0130	22-Feb-18	0.113 L	28-Feb-18 07:44	1
d3-MeFOSAA	IS	71.5	50 - 150		B8B0130	22-Feb-18	0.113 L	28-Feb-18 07:44	1
13C2-PFUnA	IS	63.4	50 - 150		B8B0130	22-Feb-18	0.113 L	28-Feb-18 07:44	1
d5-EtFOSAA	IS	63.5	50 - 150		B8B0130	22-Feb-18	0.113 L	28-Feb-18 07:44	1
13C2-PFDoA	IS	53.4	50 - 150		B8B0130	22-Feb-18	0.113 L	28-Feb-18 07:44	1
13C2-PFTeDA	IS	71.3	50 - 150		B8B0130	22-Feb-18	0.113 L	28-Feb-18 07:44	1

DL - Detection Limit

LOD - Limit of Detection
LOQ - Limit of quantitation

LCL-UCL- Lower control limit - upper control limit
Results reported to the DL.

When reported, PFHxS, PFOA and PFOS include both linear and branched isomers.
Only the linear isomer is reported for all other analytes.

Sample ID: WI-AF-FB02-021418

Modified EPA Method 537

Client Data				Laboratory Data			
Name:	CH2M Hill	Matrix:	Aqueous	Lab Sample:	1800340-03	Column:	BEH C18
Project:	695610.04.FI.FS	Date Collected:	14-Feb-18 17:55	Date Received:	20-Feb-18 09:04		
Location:	Field Blank						

Analyte	Conc. (ng/L)	DL	LOD	LOQ	Qualifiers	Batch	Extracted	Samp Size	Analyzed	Dilution
PFBS	ND	1.86	5.21	8.33		B8B0130	22-Feb-18	0.120 L	28-Feb-18 08:30	1
PFHxA	ND	2.27	5.21	8.33		B8B0130	22-Feb-18	0.120 L	28-Feb-18 08:30	1
PFHpA	ND	0.615	5.21	8.33		B8B0130	22-Feb-18	0.120 L	28-Feb-18 08:30	1
PFHxS	ND	0.986	5.21	8.33		B8B0130	22-Feb-18	0.120 L	28-Feb-18 08:30	1
PFOA	ND	0.678	5.21	8.33		B8B0130	22-Feb-18	0.120 L	28-Feb-18 08:30	1
PFOS	ND	0.840	5.21	8.33		B8B0130	22-Feb-18	0.120 L	28-Feb-18 08:30	1
PFNA	ND	0.843	5.21	8.33		B8B0130	22-Feb-18	0.120 L	28-Feb-18 08:30	1
PFDA	ND	1.55	5.21	8.33		B8B0130	22-Feb-18	0.120 L	28-Feb-18 08:30	1
MeFOSAA	ND	1.72	5.21	8.33		B8B0130	22-Feb-18	0.120 L	28-Feb-18 08:30	1
PFUnA	ND	1.09	5.21	8.33		B8B0130	22-Feb-18	0.120 L	28-Feb-18 08:30	1
EtFOSAA	ND	1.43	5.21	8.33		B8B0130	22-Feb-18	0.120 L	28-Feb-18 08:30	1
PFDoA	ND	0.824	5.21	8.33		B8B0130	22-Feb-18	0.120 L	28-Feb-18 08:30	1
PFTrDA	ND	0.514	5.21	8.33		B8B0130	22-Feb-18	0.120 L	28-Feb-18 08:30	1
PFTeDA	ND	0.786	5.21	8.33		B8B0130	22-Feb-18	0.120 L	28-Feb-18 08:30	1

Labeled Standards	Type	% Recovery	Limits	Qualifiers	Batch	Extracted	Samp Size	Analyzed	Dilution
13C3-PFBS	IS	120	50 - 150		B8B0130	22-Feb-18	0.120 L	28-Feb-18 08:30	1
13C2-PFHxA	IS	94.4	50 - 150		B8B0130	22-Feb-18	0.120 L	28-Feb-18 08:30	1
13C4-PFHpA	IS	88.1	50 - 150		B8B0130	22-Feb-18	0.120 L	28-Feb-18 08:30	1
18O2-PFHxS	IS	88.9	50 - 150		B8B0130	22-Feb-18	0.120 L	28-Feb-18 08:30	1
13C2-PFOA	IS	70.4	50 - 150		B8B0130	22-Feb-18	0.120 L	28-Feb-18 08:30	1
13C8-PFOS	IS	84.5	50 - 150		B8B0130	22-Feb-18	0.120 L	28-Feb-18 08:30	1
13C5-PFNA	IS	81.7	50 - 150		B8B0130	22-Feb-18	0.120 L	28-Feb-18 08:30	1
13C2-PFDA	IS	73.9	50 - 150		B8B0130	22-Feb-18	0.120 L	28-Feb-18 08:30	1
d3-MeFOSAA	IS	73.9	50 - 150		B8B0130	22-Feb-18	0.120 L	28-Feb-18 08:30	1
13C2-PFUnA	IS	65.1	50 - 150		B8B0130	22-Feb-18	0.120 L	28-Feb-18 08:30	1
d5-EtFOSAA	IS	66.8	50 - 150		B8B0130	22-Feb-18	0.120 L	28-Feb-18 08:30	1
13C2-PFDoA	IS	64.0	50 - 150		B8B0130	22-Feb-18	0.120 L	28-Feb-18 08:30	1
13C2-PFTeDA	IS	65.2	50 - 150		B8B0130	22-Feb-18	0.120 L	28-Feb-18 08:30	1

DL - Detection Limit

LOD - Limit of Detection
LOQ - Limit of quantitation

LCL-UCL- Lower control limit - upper control limit
Results reported to the DL.

When reported, PFHxS, PFOA and PFOS include both linear and branched isomers.
Only the linear isomer is reported for all other analytes.

Sample ID: WI-AF-EB02-021418

Modified EPA Method 537

Client Data				Laboratory Data			
Name:	CH2M Hill	Matrix:	Aqueous	Lab Sample:	1800340-04	Column:	BEH C18
Project:	695610.04.FI.FS	Date Collected:	14-Feb-18 18:20	Date Received:	20-Feb-18 09:04		
Location:	Equipment Blank						

Analyte	Conc. (ng/L)	DL	LOD	LOQ	Qualifiers	Batch	Extracted	Samp Size	Analyzed	Dilution
PFBS	ND	1.86	5.21	8.31		B8B0130	22-Feb-18	0.120 L	28-Feb-18 08:42	1
PFHxA	ND	2.26	5.21	8.31		B8B0130	22-Feb-18	0.120 L	28-Feb-18 08:42	1
PFHpA	ND	0.614	5.21	8.31		B8B0130	22-Feb-18	0.120 L	28-Feb-18 08:42	1
PFHxS	ND	0.984	5.21	8.31		B8B0130	22-Feb-18	0.120 L	28-Feb-18 08:42	1
PFOA	ND	0.676	5.21	8.31		B8B0130	22-Feb-18	0.120 L	28-Feb-18 08:42	1
PFOS	ND	0.838	5.21	8.31		B8B0130	22-Feb-18	0.120 L	28-Feb-18 08:42	1
PFNA	ND	0.842	5.21	8.31		B8B0130	22-Feb-18	0.120 L	28-Feb-18 08:42	1
PFDA	ND	1.55	5.21	8.31		B8B0130	22-Feb-18	0.120 L	28-Feb-18 08:42	1
MeFOSAA	ND	1.71	5.21	8.31		B8B0130	22-Feb-18	0.120 L	28-Feb-18 08:42	1
PFUnA	ND	1.09	5.21	8.31		B8B0130	22-Feb-18	0.120 L	28-Feb-18 08:42	1
EtFOSAA	ND	1.42	5.21	8.31		B8B0130	22-Feb-18	0.120 L	28-Feb-18 08:42	1
PFDoA	ND	0.823	5.21	8.31		B8B0130	22-Feb-18	0.120 L	28-Feb-18 08:42	1
PFTrDA	ND	0.513	5.21	8.31		B8B0130	22-Feb-18	0.120 L	28-Feb-18 08:42	1
PFTeDA	ND	0.784	5.21	8.31		B8B0130	22-Feb-18	0.120 L	28-Feb-18 08:42	1

Labeled Standards	Type	% Recovery	Limits	Qualifiers	Batch	Extracted	Samp Size	Analyzed	Dilution
13C3-PFBS	IS	93.5	50 - 150		B8B0130	22-Feb-18	0.120 L	28-Feb-18 08:42	1
13C2-PFHxA	IS	74.2	50 - 150		B8B0130	22-Feb-18	0.120 L	28-Feb-18 08:42	1
13C4-PFHpA	IS	71.7	50 - 150		B8B0130	22-Feb-18	0.120 L	28-Feb-18 08:42	1
18O2-PFHxS	IS	89.0	50 - 150		B8B0130	22-Feb-18	0.120 L	28-Feb-18 08:42	1
13C2-PFOA	IS	57.2	50 - 150		B8B0130	22-Feb-18	0.120 L	28-Feb-18 08:42	1
13C8-PFOS	IS	77.5	50 - 150		B8B0130	22-Feb-18	0.120 L	28-Feb-18 08:42	1
13C5-PFNA	IS	83.3	50 - 150		B8B0130	22-Feb-18	0.120 L	28-Feb-18 08:42	1
13C2-PFDA	IS	80.6	50 - 150		B8B0130	22-Feb-18	0.120 L	28-Feb-18 08:42	1
d3-MeFOSAA	IS	69.0	50 - 150		B8B0130	22-Feb-18	0.120 L	28-Feb-18 08:42	1
13C2-PFUnA	IS	52.3	50 - 150		B8B0130	22-Feb-18	0.120 L	28-Feb-18 08:42	1
d5-EtFOSAA	IS	62.7	50 - 150		B8B0130	22-Feb-18	0.120 L	28-Feb-18 08:42	1
13C2-PFDoA	IS	54.5	50 - 150		B8B0130	22-Feb-18	0.120 L	28-Feb-18 08:42	1
13C2-PFTeDA	IS	68.8	50 - 150		B8B0130	22-Feb-18	0.120 L	28-Feb-18 08:42	1

DL - Detection Limit

LOD - Limit of Detection
LOQ - Limit of quantitation

LCL-UCL- Lower control limit - upper control limit
Results reported to the DL.

When reported, PFHxS, PFOA and PFOS include both linear and branched isomers.
Only the linear isomer is reported for all other analytes.

Sample ID: WI-AF-MW-612-0218

Modified EPA Method 537

Client Data				Laboratory Data			
Name:	CH2M Hill	Matrix:	Aqueous	Lab Sample:	1800340-05	Column:	BEH C18
Project:	695610.04.FI.FS	Date Collected:	15-Feb-18 11:20	Date Received:	20-Feb-18 09:04		
Location:	MW-612						

Analyte	Conc. (ng/L)	DL	LOD	LOQ	Qualifiers	Batch	Extracted	Samp Size	Analyzed	Dilution
PFBS	ND	1.86	5.21	8.33		B8B0130	22-Feb-18	0.120 L	28-Feb-18 08:53	1
PFHxA	ND	2.27	5.21	8.33		B8B0130	22-Feb-18	0.120 L	28-Feb-18 08:53	1
PFHpA	ND	0.616	5.21	8.33		B8B0130	22-Feb-18	0.120 L	28-Feb-18 08:53	1
PFHxS	ND	0.986	5.21	8.33		B8B0130	22-Feb-18	0.120 L	28-Feb-18 08:53	1
PFOA	ND	0.678	5.21	8.33		B8B0130	22-Feb-18	0.120 L	28-Feb-18 08:53	1
PFOS	ND	0.841	5.21	8.33		B8B0130	22-Feb-18	0.120 L	28-Feb-18 08:53	1
PFNA	ND	0.844	5.21	8.33		B8B0130	22-Feb-18	0.120 L	28-Feb-18 08:53	1
PFDA	ND	1.55	5.21	8.33		B8B0130	22-Feb-18	0.120 L	28-Feb-18 08:53	1
MeFOSAA	ND	1.72	5.21	8.33		B8B0130	22-Feb-18	0.120 L	28-Feb-18 08:53	1
PFUnA	ND	1.09	5.21	8.33		B8B0130	22-Feb-18	0.120 L	28-Feb-18 08:53	1
EtFOSAA	ND	1.43	5.21	8.33		B8B0130	22-Feb-18	0.120 L	28-Feb-18 08:53	1
PFDoA	ND	0.825	5.21	8.33		B8B0130	22-Feb-18	0.120 L	28-Feb-18 08:53	1
PFTrDA	ND	0.515	5.21	8.33		B8B0130	22-Feb-18	0.120 L	28-Feb-18 08:53	1
PFTeDA	ND	0.786	5.21	8.33		B8B0130	22-Feb-18	0.120 L	28-Feb-18 08:53	1

Labeled Standards	Type	% Recovery	Limits	Qualifiers	Batch	Extracted	Samp Size	Analyzed	Dilution
13C3-PFBS	IS	93.6	50 - 150		B8B0130	22-Feb-18	0.120 L	28-Feb-18 08:53	1
13C2-PFHxA	IS	74.4	50 - 150		B8B0130	22-Feb-18	0.120 L	28-Feb-18 08:53	1
13C4-PFHpA	IS	79.3	50 - 150		B8B0130	22-Feb-18	0.120 L	28-Feb-18 08:53	1
18O2-PFHxS	IS	77.7	50 - 150		B8B0130	22-Feb-18	0.120 L	28-Feb-18 08:53	1
13C2-PFOA	IS	51.6	50 - 150		B8B0130	22-Feb-18	0.120 L	28-Feb-18 08:53	1
13C8-PFOS	IS	79.6	50 - 150		B8B0130	22-Feb-18	0.120 L	28-Feb-18 08:53	1
13C5-PFNA	IS	70.1	50 - 150		B8B0130	22-Feb-18	0.120 L	28-Feb-18 08:53	1
13C2-PFDA	IS	88.4	50 - 150		B8B0130	22-Feb-18	0.120 L	28-Feb-18 08:53	1
d3-MeFOSAA	IS	79.4	50 - 150		B8B0130	22-Feb-18	0.120 L	28-Feb-18 08:53	1
13C2-PFUnA	IS	70.6	50 - 150		B8B0130	22-Feb-18	0.120 L	28-Feb-18 08:53	1
d5-EtFOSAA	IS	72.4	50 - 150		B8B0130	22-Feb-18	0.120 L	28-Feb-18 08:53	1
13C2-PFDoA	IS	60.8	50 - 150		B8B0130	22-Feb-18	0.120 L	28-Feb-18 08:53	1
13C2-PFTeDA	IS	64.5	50 - 150		B8B0130	22-Feb-18	0.120 L	28-Feb-18 08:53	1

DL - Detection Limit

LOD - Limit of Detection
LOQ - Limit of quantitation

LCL-UCL- Lower control limit - upper control limit
Results reported to the DL.

When reported, PFHxS, PFOA and PFOS include both linear and branched isomers.
Only the linear isomer is reported for all other analytes.

Matrix Spike Results

Modified EPA Method 537

Source Client ID: WI-AF-MW-612-0218	QC Batch: B8B0130	Lab Sample: B8B0130-MS1/B8B0130-MSD1
Source LabNumber: 1800340-05	Date Extracted: 22-Feb-2018 8:35	Date Analyzed: 28-Feb-18 07:10 Column: BEH C18
Matrix: Aqueous		28-Feb-18 07:21 Column: BEH C18
Sample Size: 0.117/0.117 L		

Analyte	Spike-MS (ng/L)	MS %R	MS Qual.	Spike-MSD (ng/L)	MSD %R	MSD RPD	MSD Qual.	%R Limit	%RPD Limit	Labeled Standard	MS %R	MS Qualifiers	MSD %R	MS Qual.
PFBS	85.4	109		85.4	113	4.00		70 - 130	30	IS 13C3-PFBS	88.4		106	
PFHxA	85.4	104		85.4	111	6.09		70 - 130	30	IS 13C2-PFHxA	90.6		89.5	
PFHpA	85.4	110		85.4	115	4.35		70 - 130	30	IS 13C4-PFHpA	85.5		91.5	
PFHxS	85.4	98.5		85.4	119	18.9		70 - 130	30	IS 18O2-PFHxS	92.4		87.2	
PFOA	85.4	112		85.4	118	5.61		70 - 130	30	IS 13C2-PFOA	66.9		61.0	
PFOS	85.4	113		85.4	158	32.9		70 - 130	30	IS 13C8-PFOS	82.4		68.5	
PFNA	85.4	119		85.4	122	2.82		70 - 130	30	IS 13C5-PFNA	97.2		80.9	
PFDA	85.4	96.1		85.4	128	28.7		70 - 130	30	IS 13C2-PFDA	74.2		55.5	
MeFOSAA	85.4	93.3		85.4	111	17.6		70 - 130	30	IS d3-MeFOSAA	74.6		74.6	
PFUnA	85.4	107		85.4	105	1.85		70 - 130	30	IS 13C2-PFUnA	63.3		68.8	
EtFOSAA	85.4	84.3		85.4	94.7	11.6		70 - 130	30	IS d5-EtFOSAA	63.7		77.9	
PFDoA	85.4	91.8		85.4	94.2	2.53		70 - 130	30	IS 13C2-PFDoA	77.9		71.9	
PFTTrDA	85.4	79.1		85.4	103	25.8		60 - 130	30	IS 13C2-PFTTeDA	96.0		109	
PFTeDA	85.4	93.3		85.4	99.8	6.71		70 - 130	30					

When reported, PFBS, PFHxS, PFOA and PFOS include both linear and branched isomers. Only the linear isomer is reported for all other analytes.

Sample ID: WI-AF-EB02-021518

Modified EPA Method 537

Client Data				Laboratory Data			
Name:	CH2M Hill	Matrix:	Aqueous	Lab Sample:	1800340-06	Column:	BEH C18
Project:	695610.04.FI.FS	Date Collected:	15-Feb-18 12:45	Date Received:	20-Feb-18 09:04		
Location:	Equipment Blank						

Analyte	Conc. (ng/L)	DL	LOD	LOQ	Qualifiers	Batch	Extracted	Samp Size	Analyzed	Dilution
PFBS	ND	1.85	5.17	8.26		B8B0130	22-Feb-18	0.121 L	28-Feb-18 09:05	1
PFHxA	ND	2.25	5.17	8.26		B8B0130	22-Feb-18	0.121 L	28-Feb-18 09:05	1
PFHpA	ND	0.610	5.17	8.26		B8B0130	22-Feb-18	0.121 L	28-Feb-18 09:05	1
PFHxS	ND	0.978	5.17	8.26		B8B0130	22-Feb-18	0.121 L	28-Feb-18 09:05	1
PFOA	ND	0.672	5.17	8.26		B8B0130	22-Feb-18	0.121 L	28-Feb-18 09:05	1
PFOS	ND	0.833	5.17	8.26		B8B0130	22-Feb-18	0.121 L	28-Feb-18 09:05	1
PFNA	ND	0.837	5.17	8.26		B8B0130	22-Feb-18	0.121 L	28-Feb-18 09:05	1
PFDA	ND	1.54	5.17	8.26		B8B0130	22-Feb-18	0.121 L	28-Feb-18 09:05	1
MeFOSAA	ND	1.70	5.17	8.26		B8B0130	22-Feb-18	0.121 L	28-Feb-18 09:05	1
PFUnA	ND	1.08	5.17	8.26		B8B0130	22-Feb-18	0.121 L	28-Feb-18 09:05	1
EtFOSAA	ND	1.41	5.17	8.26		B8B0130	22-Feb-18	0.121 L	28-Feb-18 09:05	1
PFDoA	ND	0.818	5.17	8.26		B8B0130	22-Feb-18	0.121 L	28-Feb-18 09:05	1
PFTrDA	ND	0.510	5.17	8.26		B8B0130	22-Feb-18	0.121 L	28-Feb-18 09:05	1
PFTeDA	ND	0.780	5.17	8.26		B8B0130	22-Feb-18	0.121 L	28-Feb-18 09:05	1

Labeled Standards	Type	% Recovery	Limits	Qualifiers	Batch	Extracted	Samp Size	Analyzed	Dilution
13C3-PFBS	IS	87.9	50 - 150		B8B0130	22-Feb-18	0.121 L	28-Feb-18 09:05	1
13C2-PFHxA	IS	84.8	50 - 150		B8B0130	22-Feb-18	0.121 L	28-Feb-18 09:05	1
13C4-PFHpA	IS	69.7	50 - 150		B8B0130	22-Feb-18	0.121 L	28-Feb-18 09:05	1
18O2-PFHxS	IS	98.7	50 - 150		B8B0130	22-Feb-18	0.121 L	28-Feb-18 09:05	1
13C2-PFOA	IS	62.2	50 - 150		B8B0130	22-Feb-18	0.121 L	28-Feb-18 09:05	1
13C8-PFOS	IS	71.0	50 - 150		B8B0130	22-Feb-18	0.121 L	28-Feb-18 09:05	1
13C5-PFNA	IS	88.3	50 - 150		B8B0130	22-Feb-18	0.121 L	28-Feb-18 09:05	1
13C2-PFDA	IS	81.0	50 - 150		B8B0130	22-Feb-18	0.121 L	28-Feb-18 09:05	1
d3-MeFOSAA	IS	64.3	50 - 150		B8B0130	22-Feb-18	0.121 L	28-Feb-18 09:05	1
13C2-PFUnA	IS	55.8	50 - 150		B8B0130	22-Feb-18	0.121 L	28-Feb-18 09:05	1
d5-EtFOSAA	IS	68.5	50 - 150		B8B0130	22-Feb-18	0.121 L	28-Feb-18 09:05	1
13C2-PFDoA	IS	51.9	50 - 150		B8B0130	22-Feb-18	0.121 L	28-Feb-18 09:05	1
13C2-PFTeDA	IS	60.1	50 - 150		B8B0130	22-Feb-18	0.121 L	28-Feb-18 09:05	1

DL - Detection Limit

LOD - Limit of Detection
LOQ - Limit of quantitation

LCL-UCL- Lower control limit - upper control limit
Results reported to the DL.

When reported, PFHxS, PFOA and PFOS include both linear and branched isomers.
Only the linear isomer is reported for all other analytes.

Sample ID: WI-AF-MW-608-0218

Modified EPA Method 537

Client Data				Laboratory Data			
Name:	CH2M Hill	Matrix:	Aqueous	Lab Sample:	1800340-07	Column:	BEH C18
Project:	695610.04.FI.FS	Date Collected:	15-Feb-18 15:55	Date Received:	20-Feb-18 09:04		
Location:	MW-608						

Analyte	Conc. (ng/L)	DL	LOD	LOQ	Qualifiers	Batch	Extracted	Samp Size	Analyzed	Dilution
PFBS	4.57	1.87	5.21	8.36	J	B8B0130	22-Feb-18	0.120 L	28-Feb-18 09:16	1
PFHxA	9.86	2.28	5.21	8.36		B8B0130	22-Feb-18	0.120 L	28-Feb-18 09:16	1
PFHpA	3.58	0.617	5.21	8.36	J	B8B0130	22-Feb-18	0.120 L	28-Feb-18 09:16	1
PFHxS	9.26	0.989	5.21	8.36		B8B0130	22-Feb-18	0.120 L	28-Feb-18 09:16	1
PFOA	8.75	0.680	5.21	8.36		B8B0130	22-Feb-18	0.120 L	28-Feb-18 09:16	1
PFOS	ND	0.843	5.21	8.36		B8B0130	22-Feb-18	0.120 L	28-Feb-18 09:16	1
PFNA	ND	0.846	5.21	8.36		B8B0130	22-Feb-18	0.120 L	28-Feb-18 09:16	1
PFDA	ND	1.56	5.21	8.36		B8B0130	22-Feb-18	0.120 L	28-Feb-18 09:16	1
MeFOSAA	ND	1.72	5.21	8.36		B8B0130	22-Feb-18	0.120 L	28-Feb-18 09:16	1
PFUnA	ND	1.10	5.21	8.36		B8B0130	22-Feb-18	0.120 L	28-Feb-18 09:16	1
EtFOSAA	ND	1.43	5.21	8.36		B8B0130	22-Feb-18	0.120 L	28-Feb-18 09:16	1
PFDoA	ND	0.827	5.21	8.36		B8B0130	22-Feb-18	0.120 L	28-Feb-18 09:16	1
PFTrDA	ND	0.516	5.21	8.36		B8B0130	22-Feb-18	0.120 L	28-Feb-18 09:16	1
PFTeDA	ND	0.789	5.21	8.36		B8B0130	22-Feb-18	0.120 L	28-Feb-18 09:16	1

Labeled Standards	Type	% Recovery	Limits	Qualifiers	Batch	Extracted	Samp Size	Analyzed	Dilution
13C3-PFBS	IS	91.7	50 - 150		B8B0130	22-Feb-18	0.120 L	28-Feb-18 09:16	1
13C2-PFHxA	IS	83.3	50 - 150		B8B0130	22-Feb-18	0.120 L	28-Feb-18 09:16	1
13C4-PFHpA	IS	74.2	50 - 150		B8B0130	22-Feb-18	0.120 L	28-Feb-18 09:16	1
18O2-PFHxS	IS	79.1	50 - 150		B8B0130	22-Feb-18	0.120 L	28-Feb-18 09:16	1
13C2-PFOA	IS	68.8	50 - 150		B8B0130	22-Feb-18	0.120 L	28-Feb-18 09:16	1
13C8-PFOS	IS	78.9	50 - 150		B8B0130	22-Feb-18	0.120 L	28-Feb-18 09:16	1
13C5-PFNA	IS	81.9	50 - 150		B8B0130	22-Feb-18	0.120 L	28-Feb-18 09:16	1
13C2-PFDA	IS	72.1	50 - 150		B8B0130	22-Feb-18	0.120 L	28-Feb-18 09:16	1
d3-MeFOSAA	IS	80.3	50 - 150		B8B0130	22-Feb-18	0.120 L	28-Feb-18 09:16	1
13C2-PFUnA	IS	63.2	50 - 150		B8B0130	22-Feb-18	0.120 L	28-Feb-18 09:16	1
d5-EtFOSAA	IS	79.3	50 - 150		B8B0130	22-Feb-18	0.120 L	28-Feb-18 09:16	1
13C2-PFDoA	IS	80.6	50 - 150		B8B0130	22-Feb-18	0.120 L	28-Feb-18 09:16	1
13C2-PFTeDA	IS	66.3	50 - 150		B8B0130	22-Feb-18	0.120 L	28-Feb-18 09:16	1

DL - Detection Limit

LOD - Limit of Detection
LOQ - Limit of quantitation

LCL-UCL- Lower control limit - upper control limit
Results reported to the DL.

When reported, PFHxS, PFOA and PFOS include both linear and branched isomers.
Only the linear isomer is reported for all other analytes.

Sample ID: WI-AF-MW-606-0218

Modified EPA Method 537

Client Data				Laboratory Data			
Name:	CH2M Hill	Matrix:	Aqueous	Lab Sample:	1800340-08	Column:	BEH C18
Project:	695610.04.FI.FS	Date Collected:	16-Feb-18 14:50	Date Received:	20-Feb-18 09:04		
Location:	MW-606						

Analyte	Conc. (ng/L)	DL	LOD	LOQ	Qualifiers	Batch	Extracted	Samp Size	Analyzed	Dilution
PFBS	ND	1.87	5.21	8.35		B8B0130	22-Feb-18	0.120 L	28-Feb-18 09:28	1
PFHxA	ND	2.28	5.21	8.35		B8B0130	22-Feb-18	0.120 L	28-Feb-18 09:28	1
PFHpA	ND	0.617	5.21	8.35		B8B0130	22-Feb-18	0.120 L	28-Feb-18 09:28	1
PFHxS	ND	0.989	5.21	8.35		B8B0130	22-Feb-18	0.120 L	28-Feb-18 09:28	1
PFOA	ND	0.680	5.21	8.35		B8B0130	22-Feb-18	0.120 L	28-Feb-18 09:28	1
PFOS	ND	0.843	5.21	8.35		B8B0130	22-Feb-18	0.120 L	28-Feb-18 09:28	1
PFNA	ND	0.846	5.21	8.35		B8B0130	22-Feb-18	0.120 L	28-Feb-18 09:28	1
PFDA	ND	1.56	5.21	8.35		B8B0130	22-Feb-18	0.120 L	28-Feb-18 09:28	1
MeFOSAA	ND	1.72	5.21	8.35		B8B0130	22-Feb-18	0.120 L	28-Feb-18 09:28	1
PFOA	ND	1.10	5.21	8.35		B8B0130	22-Feb-18	0.120 L	28-Feb-18 09:28	1
EtFOSAA	ND	1.43	5.21	8.35		B8B0130	22-Feb-18	0.120 L	28-Feb-18 09:28	1
PFOA	ND	0.827	5.21	8.35		B8B0130	22-Feb-18	0.120 L	28-Feb-18 09:28	1
PFOA	ND	0.516	5.21	8.35		B8B0130	22-Feb-18	0.120 L	28-Feb-18 09:28	1
PFOA	ND	0.788	5.21	8.35		B8B0130	22-Feb-18	0.120 L	28-Feb-18 09:28	1

Labeled Standards	Type	% Recovery	Limits	Qualifiers	Batch	Extracted	Samp Size	Analyzed	Dilution
13C3-PFBS	IS	96.3	50 - 150		B8B0130	22-Feb-18	0.120 L	28-Feb-18 09:28	1
13C2-PFHxA	IS	89.6	50 - 150		B8B0130	22-Feb-18	0.120 L	28-Feb-18 09:28	1
13C4-PFHpA	IS	72.7	50 - 150		B8B0130	22-Feb-18	0.120 L	28-Feb-18 09:28	1
18O2-PFHxS	IS	89.2	50 - 150		B8B0130	22-Feb-18	0.120 L	28-Feb-18 09:28	1
13C2-PFOA	IS	63.6	50 - 150		B8B0130	22-Feb-18	0.120 L	28-Feb-18 09:28	1
13C8-PFOS	IS	82.7	50 - 150		B8B0130	22-Feb-18	0.120 L	28-Feb-18 09:28	1
13C5-PFNA	IS	77.4	50 - 150		B8B0130	22-Feb-18	0.120 L	28-Feb-18 09:28	1
13C2-PFDA	IS	73.5	50 - 150		B8B0130	22-Feb-18	0.120 L	28-Feb-18 09:28	1
d3-MeFOSAA	IS	65.8	50 - 150		B8B0130	22-Feb-18	0.120 L	28-Feb-18 09:28	1
13C2-PFOA	IS	70.2	50 - 150		B8B0130	22-Feb-18	0.120 L	28-Feb-18 09:28	1
d5-EtFOSAA	IS	67.7	50 - 150		B8B0130	22-Feb-18	0.120 L	28-Feb-18 09:28	1
13C2-PFOA	IS	56.4	50 - 150		B8B0130	22-Feb-18	0.120 L	28-Feb-18 09:28	1
13C2-PFOA	IS	68.9	50 - 150		B8B0130	22-Feb-18	0.120 L	28-Feb-18 09:28	1

DL - Detection Limit

LOD - Limit of Detection
LOQ - Limit of quantitation

LCL-UCL- Lower control limit - upper control limit
Results reported to the DL.

When reported, PFHxS, PFOA and PFOS include both linear and branched isomers.
Only the linear isomer is reported for all other analytes.

Sample ID: WI-AF-MW-606P-0218

Modified EPA Method 537

Client Data				Laboratory Data			
Name:	CH2M Hill	Matrix:	Aqueous	Lab Sample:	1800340-09	Column:	BEH C18
Project:	695610.04.FI.FS	Date Collected:	16-Feb-18 14:50	Date Received:	20-Feb-18 09:04		
Location:	MW-606						

Analyte	Conc. (ng/L)	DL	LOD	LOQ	Qualifiers	Batch	Extracted	Samp Size	Analyzed	Dilution
PFBS	ND	1.89	5.30	8.45		B8B0130	22-Feb-18	0.118 L	28-Feb-18 09:39	1
PFHxA	ND	2.30	5.30	8.45		B8B0130	22-Feb-18	0.118 L	28-Feb-18 09:39	1
PFHpA	ND	0.624	5.30	8.45		B8B0130	22-Feb-18	0.118 L	28-Feb-18 09:39	1
PFHxS	ND	1.00	5.30	8.45		B8B0130	22-Feb-18	0.118 L	28-Feb-18 09:39	1
PFOA	ND	0.687	5.30	8.45		B8B0130	22-Feb-18	0.118 L	28-Feb-18 09:39	1
PFOS	ND	0.852	5.30	8.45		B8B0130	22-Feb-18	0.118 L	28-Feb-18 09:39	1
PFNA	ND	0.855	5.30	8.45		B8B0130	22-Feb-18	0.118 L	28-Feb-18 09:39	1
PFDA	ND	1.57	5.30	8.45		B8B0130	22-Feb-18	0.118 L	28-Feb-18 09:39	1
MeFOSAA	ND	1.74	5.30	8.45		B8B0130	22-Feb-18	0.118 L	28-Feb-18 09:39	1
PFOA	ND	1.11	5.30	8.45		B8B0130	22-Feb-18	0.118 L	28-Feb-18 09:39	1
EtFOSAA	ND	1.45	5.30	8.45		B8B0130	22-Feb-18	0.118 L	28-Feb-18 09:39	1
PFOA	ND	0.836	5.30	8.45		B8B0130	22-Feb-18	0.118 L	28-Feb-18 09:39	1
PFOA	ND	0.522	5.30	8.45		B8B0130	22-Feb-18	0.118 L	28-Feb-18 09:39	1
PFOA	ND	0.797	5.30	8.45		B8B0130	22-Feb-18	0.118 L	28-Feb-18 09:39	1

Labeled Standards	Type	% Recovery	Limits	Qualifiers	Batch	Extracted	Samp Size	Analyzed	Dilution
13C3-PFBS	IS	104	50 - 150		B8B0130	22-Feb-18	0.118 L	28-Feb-18 09:39	1
13C2-PFHxA	IS	102	50 - 150		B8B0130	22-Feb-18	0.118 L	28-Feb-18 09:39	1
13C4-PFHpA	IS	87.3	50 - 150		B8B0130	22-Feb-18	0.118 L	28-Feb-18 09:39	1
18O2-PFHxS	IS	72.6	50 - 150		B8B0130	22-Feb-18	0.118 L	28-Feb-18 09:39	1
13C2-PFOA	IS	60.2	50 - 150		B8B0130	22-Feb-18	0.118 L	28-Feb-18 09:39	1
13C8-PFOS	IS	86.8	50 - 150		B8B0130	22-Feb-18	0.118 L	28-Feb-18 09:39	1
13C5-PFNA	IS	89.8	50 - 150		B8B0130	22-Feb-18	0.118 L	28-Feb-18 09:39	1
13C2-PFDA	IS	71.6	50 - 150		B8B0130	22-Feb-18	0.118 L	28-Feb-18 09:39	1
d3-MeFOSAA	IS	83.7	50 - 150		B8B0130	22-Feb-18	0.118 L	28-Feb-18 09:39	1
13C2-PFOA	IS	70.1	50 - 150		B8B0130	22-Feb-18	0.118 L	28-Feb-18 09:39	1
d5-EtFOSAA	IS	82.0	50 - 150		B8B0130	22-Feb-18	0.118 L	28-Feb-18 09:39	1
13C2-PFOA	IS	84.5	50 - 150		B8B0130	22-Feb-18	0.118 L	28-Feb-18 09:39	1
13C2-PFOA	IS	87.5	50 - 150		B8B0130	22-Feb-18	0.118 L	28-Feb-18 09:39	1

DL - Detection Limit

LOD - Limit of Detection
LOQ - Limit of quantitation

LCL-UCL- Lower control limit - upper control limit
Results reported to the DL.

When reported, PFHxS, PFOA and PFOS include both linear and branched isomers.
Only the linear isomer is reported for all other analytes.

Sample ID: WI-AF-FB02-021618

Modified EPA Method 537

Client Data				Laboratory Data			
Name:	CH2M Hill	Matrix:	Aqueous	Lab Sample:	1800340-10	Column:	BEH C18
Project:	695610.04.FI.FS	Date Collected:	16-Feb-18 15:00	Date Received:	20-Feb-18 09:04		
Location:	F.B.						

Analyte	Conc. (ng/L)	DL	LOD	LOQ	Qualifiers	Batch	Extracted	Samp Size	Analyzed	Dilution
PFBS	ND	1.82	5.08	8.15		B8B0130	22-Feb-18	0.123 L	28-Feb-18 09:51	1
PFHxA	ND	2.22	5.08	8.15		B8B0130	22-Feb-18	0.123 L	28-Feb-18 09:51	1
PFHpA	ND	0.602	5.08	8.15		B8B0130	22-Feb-18	0.123 L	28-Feb-18 09:51	1
PFHxS	ND	0.965	5.08	8.15		B8B0130	22-Feb-18	0.123 L	28-Feb-18 09:51	1
PFOA	ND	0.663	5.08	8.15		B8B0130	22-Feb-18	0.123 L	28-Feb-18 09:51	1
PFOS	ND	0.822	5.08	8.15		B8B0130	22-Feb-18	0.123 L	28-Feb-18 09:51	1
PFNA	ND	0.825	5.08	8.15		B8B0130	22-Feb-18	0.123 L	28-Feb-18 09:51	1
PFDA	ND	1.52	5.08	8.15		B8B0130	22-Feb-18	0.123 L	28-Feb-18 09:51	1
MeFOSAA	ND	1.68	5.08	8.15		B8B0130	22-Feb-18	0.123 L	28-Feb-18 09:51	1
PFUnA	ND	1.07	5.08	8.15		B8B0130	22-Feb-18	0.123 L	28-Feb-18 09:51	1
EtFOSAA	ND	1.40	5.08	8.15		B8B0130	22-Feb-18	0.123 L	28-Feb-18 09:51	1
PFDoA	ND	0.807	5.08	8.15		B8B0130	22-Feb-18	0.123 L	28-Feb-18 09:51	1
PFTrDA	ND	0.503	5.08	8.15		B8B0130	22-Feb-18	0.123 L	28-Feb-18 09:51	1
PFTeDA	ND	0.769	5.08	8.15		B8B0130	22-Feb-18	0.123 L	28-Feb-18 09:51	1

Labeled Standards	Type	% Recovery	Limits	Qualifiers	Batch	Extracted	Samp Size	Analyzed	Dilution
13C3-PFBS	IS	98.6	50 - 150		B8B0130	22-Feb-18	0.123 L	28-Feb-18 09:51	1
13C2-PFHxA	IS	83.0	50 - 150		B8B0130	22-Feb-18	0.123 L	28-Feb-18 09:51	1
13C4-PFHpA	IS	85.1	50 - 150		B8B0130	22-Feb-18	0.123 L	28-Feb-18 09:51	1
18O2-PFHxS	IS	91.8	50 - 150		B8B0130	22-Feb-18	0.123 L	28-Feb-18 09:51	1
13C2-PFOA	IS	65.5	50 - 150		B8B0130	22-Feb-18	0.123 L	28-Feb-18 09:51	1
13C8-PFOS	IS	85.4	50 - 150		B8B0130	22-Feb-18	0.123 L	28-Feb-18 09:51	1
13C5-PFNA	IS	81.1	50 - 150		B8B0130	22-Feb-18	0.123 L	28-Feb-18 09:51	1
13C2-PFDA	IS	66.9	50 - 150		B8B0130	22-Feb-18	0.123 L	28-Feb-18 09:51	1
d3-MeFOSAA	IS	71.8	50 - 150		B8B0130	22-Feb-18	0.123 L	28-Feb-18 09:51	1
13C2-PFUnA	IS	64.7	50 - 150		B8B0130	22-Feb-18	0.123 L	28-Feb-18 09:51	1
d5-EtFOSAA	IS	72.2	50 - 150		B8B0130	22-Feb-18	0.123 L	28-Feb-18 09:51	1
13C2-PFDoA	IS	50.9	50 - 150		B8B0130	22-Feb-18	0.123 L	28-Feb-18 09:51	1
13C2-PFTeDA	IS	58.3	50 - 150		B8B0130	22-Feb-18	0.123 L	28-Feb-18 09:51	1

DL - Detection Limit

LOD - Limit of Detection
LOQ - Limit of quantitation

LCL-UCL- Lower control limit - upper control limit
Results reported to the DL.

When reported, PFHxS, PFOA and PFOS include both linear and branched isomers.
Only the linear isomer is reported for all other analytes.

Sample ID: WI-AF-MW-607-0218

Modified EPA Method 537

Client Data				Laboratory Data			
Name:	CH2M Hill	Matrix:	Aqueous	Lab Sample:	1800340-11	Column:	BEH C18
Project:	695610.04.FI.FS	Date Collected:	17-Feb-18 11:08	Date Received:	20-Feb-18 09:04		
Location:	MW-607						

Analyte	Conc. (ng/L)	DL	LOD	LOQ	Qualifiers	Batch	Extracted	Samp Size	Analyzed	Dilution
PFBS	ND	1.97	5.48	8.80		B8B0130	22-Feb-18	0.114 L	28-Feb-18 10:02	1
PFHxA	ND	2.40	5.48	8.80		B8B0130	22-Feb-18	0.114 L	28-Feb-18 10:02	1
PFHpA	ND	0.650	5.48	8.80		B8B0130	22-Feb-18	0.114 L	28-Feb-18 10:02	1
PFHxS	ND	1.04	5.48	8.80		B8B0130	22-Feb-18	0.114 L	28-Feb-18 10:02	1
PFOA	ND	0.716	5.48	8.80		B8B0130	22-Feb-18	0.114 L	28-Feb-18 10:02	1
PFOS	ND	0.887	5.48	8.80		B8B0130	22-Feb-18	0.114 L	28-Feb-18 10:02	1
PFNA	ND	0.891	5.48	8.80		B8B0130	22-Feb-18	0.114 L	28-Feb-18 10:02	1
PFDA	ND	1.64	5.48	8.80		B8B0130	22-Feb-18	0.114 L	28-Feb-18 10:02	1
MeFOSAA	ND	1.81	5.48	8.80		B8B0130	22-Feb-18	0.114 L	28-Feb-18 10:02	1
PFOA	ND	1.15	5.48	8.80		B8B0130	22-Feb-18	0.114 L	28-Feb-18 10:02	1
EtFOSAA	ND	1.51	5.48	8.80		B8B0130	22-Feb-18	0.114 L	28-Feb-18 10:02	1
PFOA	ND	0.871	5.48	8.80		B8B0130	22-Feb-18	0.114 L	28-Feb-18 10:02	1
PFOA	ND	0.543	5.48	8.80		B8B0130	22-Feb-18	0.114 L	28-Feb-18 10:02	1
PFOA	ND	0.830	5.48	8.80		B8B0130	22-Feb-18	0.114 L	28-Feb-18 10:02	1

Labeled Standards	Type	% Recovery	Limits	Qualifiers	Batch	Extracted	Samp Size	Analyzed	Dilution
13C3-PFBS	IS	94.7	50 - 150		B8B0130	22-Feb-18	0.114 L	28-Feb-18 10:02	1
13C2-PFHxA	IS	95.1	50 - 150		B8B0130	22-Feb-18	0.114 L	28-Feb-18 10:02	1
13C4-PFHpA	IS	77.0	50 - 150		B8B0130	22-Feb-18	0.114 L	28-Feb-18 10:02	1
18O2-PFHxS	IS	71.9	50 - 150		B8B0130	22-Feb-18	0.114 L	28-Feb-18 10:02	1
13C2-PFOA	IS	59.6	50 - 150		B8B0130	22-Feb-18	0.114 L	28-Feb-18 10:02	1
13C8-PFOS	IS	89.1	50 - 150		B8B0130	22-Feb-18	0.114 L	28-Feb-18 10:02	1
13C5-PFNA	IS	70.8	50 - 150		B8B0130	22-Feb-18	0.114 L	28-Feb-18 10:02	1
13C2-PFDA	IS	75.6	50 - 150		B8B0130	22-Feb-18	0.114 L	28-Feb-18 10:02	1
d3-MeFOSAA	IS	68.2	50 - 150		B8B0130	22-Feb-18	0.114 L	28-Feb-18 10:02	1
13C2-PFOA	IS	54.4	50 - 150		B8B0130	22-Feb-18	0.114 L	28-Feb-18 10:02	1
d5-EtFOSAA	IS	64.2	50 - 150		B8B0130	22-Feb-18	0.114 L	28-Feb-18 10:02	1
13C2-PFOA	IS	58.0	50 - 150		B8B0130	22-Feb-18	0.114 L	28-Feb-18 10:02	1
13C2-PFOA	IS	59.4	50 - 150		B8B0130	22-Feb-18	0.114 L	28-Feb-18 10:02	1

DL - Detection Limit

LOD - Limit of Detection
LOQ - Limit of quantitation

LCL-UCL- Lower control limit - upper control limit
Results reported to the DL.

When reported, PFHxS, PFOA and PFOS include both linear and branched isomers.
Only the linear isomer is reported for all other analytes.

Sample ID: WI-AF-MW-605-0218

Modified EPA Method 537

Client Data				Laboratory Data			
Name:	CH2M Hill	Matrix:	Aqueous	Lab Sample:	1800340-12	Column:	BEH C18
Project:	695610.04.FI.FS	Date Collected:	17-Feb-18 13:00	Date Received:	20-Feb-18 09:04		
Location:	MW-605						

Analyte	Conc. (ng/L)	DL	LOD	LOQ	Qualifiers	Batch	Extracted	Samp Size	Analyzed	Dilution
PFBS	ND	1.87	5.21	8.35		B8B0130	22-Feb-18	0.120 L	28-Feb-18 10:14	1
PFHxA	ND	2.28	5.21	8.35		B8B0130	22-Feb-18	0.120 L	28-Feb-18 10:14	1
PFHpA	ND	0.617	5.21	8.35		B8B0130	22-Feb-18	0.120 L	28-Feb-18 10:14	1
PFHxS	ND	0.989	5.21	8.35		B8B0130	22-Feb-18	0.120 L	28-Feb-18 10:14	1
PFOA	ND	0.680	5.21	8.35		B8B0130	22-Feb-18	0.120 L	28-Feb-18 10:14	1
PFOS	ND	0.842	5.21	8.35		B8B0130	22-Feb-18	0.120 L	28-Feb-18 10:14	1
PFNA	ND	0.846	5.21	8.35		B8B0130	22-Feb-18	0.120 L	28-Feb-18 10:14	1
PFDA	ND	1.56	5.21	8.35		B8B0130	22-Feb-18	0.120 L	28-Feb-18 10:14	1
MeFOSAA	ND	1.72	5.21	8.35		B8B0130	22-Feb-18	0.120 L	28-Feb-18 10:14	1
PFOA	ND	1.10	5.21	8.35		B8B0130	22-Feb-18	0.120 L	28-Feb-18 10:14	1
EtFOSAA	ND	1.43	5.21	8.35		B8B0130	22-Feb-18	0.120 L	28-Feb-18 10:14	1
PFDaA	ND	0.827	5.21	8.35		B8B0130	22-Feb-18	0.120 L	28-Feb-18 10:14	1
PFTDA	ND	0.516	5.21	8.35		B8B0130	22-Feb-18	0.120 L	28-Feb-18 10:14	1
PFTeDA	ND	0.788	5.21	8.35		B8B0130	22-Feb-18	0.120 L	28-Feb-18 10:14	1

Labeled Standards	Type	% Recovery	Limits	Qualifiers	Batch	Extracted	Samp Size	Analyzed	Dilution
13C3-PFBS	IS	88.5	50 - 150		B8B0130	22-Feb-18	0.120 L	28-Feb-18 10:14	1
13C2-PFHxA	IS	83.0	50 - 150		B8B0130	22-Feb-18	0.120 L	28-Feb-18 10:14	1
13C4-PFHpA	IS	77.8	50 - 150		B8B0130	22-Feb-18	0.120 L	28-Feb-18 10:14	1
18O2-PFHxS	IS	75.0	50 - 150		B8B0130	22-Feb-18	0.120 L	28-Feb-18 10:14	1
13C2-PFOA	IS	61.2	50 - 150		B8B0130	22-Feb-18	0.120 L	28-Feb-18 10:14	1
13C8-PFOS	IS	86.5	50 - 150		B8B0130	22-Feb-18	0.120 L	28-Feb-18 10:14	1
13C5-PFNA	IS	89.2	50 - 150		B8B0130	22-Feb-18	0.120 L	28-Feb-18 10:14	1
13C2-PFDA	IS	79.8	50 - 150		B8B0130	22-Feb-18	0.120 L	28-Feb-18 10:14	1
d3-MeFOSAA	IS	81.1	50 - 150		B8B0130	22-Feb-18	0.120 L	28-Feb-18 10:14	1
13C2-PFOA	IS	54.6	50 - 150		B8B0130	22-Feb-18	0.120 L	28-Feb-18 10:14	1
d5-EtFOSAA	IS	72.2	50 - 150		B8B0130	22-Feb-18	0.120 L	28-Feb-18 10:14	1
13C2-PFDaA	IS	53.4	50 - 150		B8B0130	22-Feb-18	0.120 L	28-Feb-18 10:14	1
13C2-PFTeDA	IS	65.3	50 - 150		B8B0130	22-Feb-18	0.120 L	28-Feb-18 10:14	1

DL - Detection Limit

LOD - Limit of Detection
LOQ - Limit of quantitation

LCL-UCL- Lower control limit - upper control limit
Results reported to the DL.

When reported, PFHxS, PFOA and PFOS include both linear and branched isomers.
Only the linear isomer is reported for all other analytes.

Sample ID: WI-AF-MW-609-0218

Modified EPA Method 537

Client Data				Laboratory Data			
Name:	CH2M Hill	Matrix:	Aqueous	Lab Sample:	1800340-13	Column:	BEH C18
Project:	695610.04.FI.FS	Date Collected:	17-Feb-18 15:55	Date Received:	20-Feb-18 09:04		
Location:	MW-609						

Analyte	Conc. (ng/L)	DL	LOD	LOQ	Qualifiers	Batch	Extracted	Samp Size	Analyzed	Dilution
PFBS	ND	1.87	5.21	8.36		B8B0130	22-Feb-18	0.120 L	28-Feb-18 10:25	1
PFHxA	ND	2.28	5.21	8.36		B8B0130	22-Feb-18	0.120 L	28-Feb-18 10:25	1
PFHpA	ND	0.618	5.21	8.36		B8B0130	22-Feb-18	0.120 L	28-Feb-18 10:25	1
PFHxS	ND	0.990	5.21	8.36		B8B0130	22-Feb-18	0.120 L	28-Feb-18 10:25	1
PFOA	ND	0.681	5.21	8.36		B8B0130	22-Feb-18	0.120 L	28-Feb-18 10:25	1
PFOS	ND	0.844	5.21	8.36		B8B0130	22-Feb-18	0.120 L	28-Feb-18 10:25	1
PFNA	ND	0.847	5.21	8.36		B8B0130	22-Feb-18	0.120 L	28-Feb-18 10:25	1
PFDA	ND	1.56	5.21	8.36		B8B0130	22-Feb-18	0.120 L	28-Feb-18 10:25	1
MeFOSAA	ND	1.73	5.21	8.36		B8B0130	22-Feb-18	0.120 L	28-Feb-18 10:25	1
PFOA	ND	1.10	5.21	8.36		B8B0130	22-Feb-18	0.120 L	28-Feb-18 10:25	1
EtFOSAA	ND	1.43	5.21	8.36		B8B0130	22-Feb-18	0.120 L	28-Feb-18 10:25	1
PFDaA	ND	0.828	5.21	8.36		B8B0130	22-Feb-18	0.120 L	28-Feb-18 10:25	1
PFTDA	ND	0.516	5.21	8.36		B8B0130	22-Feb-18	0.120 L	28-Feb-18 10:25	1
PFTeDA	ND	0.789	5.21	8.36		B8B0130	22-Feb-18	0.120 L	28-Feb-18 10:25	1

Labeled Standards	Type	% Recovery	Limits	Qualifiers	Batch	Extracted	Samp Size	Analyzed	Dilution
13C3-PFBS	IS	86.3	50 - 150		B8B0130	22-Feb-18	0.120 L	28-Feb-18 10:25	1
13C2-PFHxA	IS	89.2	50 - 150		B8B0130	22-Feb-18	0.120 L	28-Feb-18 10:25	1
13C4-PFHpA	IS	75.4	50 - 150		B8B0130	22-Feb-18	0.120 L	28-Feb-18 10:25	1
18O2-PFHxS	IS	96.5	50 - 150		B8B0130	22-Feb-18	0.120 L	28-Feb-18 10:25	1
13C2-PFOA	IS	64.0	50 - 150		B8B0130	22-Feb-18	0.120 L	28-Feb-18 10:25	1
13C8-PFOS	IS	77.8	50 - 150		B8B0130	22-Feb-18	0.120 L	28-Feb-18 10:25	1
13C5-PFNA	IS	86.5	50 - 150		B8B0130	22-Feb-18	0.120 L	28-Feb-18 10:25	1
13C2-PFDA	IS	84.9	50 - 150		B8B0130	22-Feb-18	0.120 L	28-Feb-18 10:25	1
d3-MeFOSAA	IS	69.3	50 - 150		B8B0130	22-Feb-18	0.120 L	28-Feb-18 10:25	1
13C2-PFOA	IS	62.1	50 - 150		B8B0130	22-Feb-18	0.120 L	28-Feb-18 10:25	1
d5-EtFOSAA	IS	62.0	50 - 150		B8B0130	22-Feb-18	0.120 L	28-Feb-18 10:25	1
13C2-PFDaA	IS	44.8	50 - 150	H	B8B0130	22-Feb-18	0.120 L	28-Feb-18 10:25	1
13C2-PFTeDA	IS	61.5	50 - 150		B8B0130	22-Feb-18	0.120 L	28-Feb-18 10:25	1

DL - Detection Limit

LOD - Limit of Detection
LOQ - Limit of quantitation

LCL-UCL- Lower control limit - upper control limit
Results reported to the DL.

When reported, PFHxS, PFOA and PFOS include both linear and branched isomers.
Only the linear isomer is reported for all other analytes.

DATA QUALIFIERS & ABBREVIATIONS

B	This compound was also detected in the method blank.
D	Dilution
E	The associated compound concentration exceeded the calibration range of the instrument.
H	Recovery and/or RPD was outside laboratory acceptance limits.
I	Chemical Interference
J	The amount detected is below the Reporting Limit/LOQ.
M	Estimated Maximum Possible Concentration. (CA Region 2 projects only)
*	See Cover Letter
Conc.	Concentration
NA	Not applicable
ND	Not Detected
TEQ	Toxic Equivalency
U	Not Detected (specific projects only)

Unless otherwise noted, solid sample results are reported in dry weight. Tissue samples are reported in wet weight.

CERTIFICATIONS

Accrediting Authority	Certificate Number
Alaska Department of Environmental Conservation	17-013
Arkansas Department of Environmental Quality	17-015-0
California Department of Health – ELAP	2892
DoD ELAP - A2LA Accredited - ISO/IEC 17025:2005	3091.01
Florida Department of Health	E87777-18
Hawaii Department of Health	N/A
Louisiana Department of Environmental Quality	01977
Maine Department of Health	2016026
Minnesota Department of Health	1322288
New Hampshire Environmental Accreditation Program	207717
New Jersey Department of Environmental Protection	CA003
New York Department of Health	11411
Oregon Laboratory Accreditation Program	4042-008
Pennsylvania Department of Environmental Protection	014
Texas Commission on Environmental Quality	T104704189-17-8
Virginia Department of General Services	9077
Washington Department of Ecology	C584
Wisconsin Department of Natural Resources	998036160

Current certificates and lists of licensed parameters are located in the Quality Assurance office and are available upon request.



CTO - 4041

CHAIN OF CUSTODY

For Laboratory Use Only
 Work Order #: 1800340 Temp: 0.1 °C
 Storage ID: WR-2 Storage Secured: Yes No

Project ID: 695610.04.FI.FS PO#: NASWI: Ault Field Sampler: Shannon Fitzsimmons
 (name)

TAT (check one): 21 days 14 days 7 days
 Standard: 21 days 14 days 7 days
 Rush (surcharge may apply) Specify: 10 day

Invoice to: Name Shannon Fitzsimmons Company Shannon Fitzsimmons Address 02/15/18 City _____ State _____ Ph# _____ Fax# _____

Relinquished by (printed name and signature) Shannon Fitzsimmons Date 02/15/18 Time 1430 Received by (printed name and signature) Marissa Sparks Date 02/20/18 Time 0922

SHIP TO: Vista Analytical Laboratory
 1104 Windfield Way
 El Dorado Hills, CA 95762
 (916) 673-1520 * Fax (916) 673-0106
 Method of Shipment: Fed Ex
 Tracking No.: _____

Sample ID	Date	Time	Location/Sample Description	Add Analysis(es) Requested										Comments				
				Quantity	Type	Matrix	PFOA/PFOS	UCMR3 PFAS List 6	537 List 14	Full List of 28	Other: Please List Below	PFOA/PFOS	UCMR3 PFAS List 6		PFAS List 14			
WI-AF-MW-614-0218	02/14/18	11:45	MW-614	2	P	AQ												
WI-AF-MW-613-0218		16:55	MW-613															
WI-AF-FB02-021418		17:55	Field Blank															
WI-AF-EB02-021418		18:20	Equipment Blank															
WI-AF-MW-612-0218	02/15/18	11:20	MW-612															
WI-AF-MW-612-0218-MS		11:20																(2) unpres. 125mL polys
WI-AF-MW-612-0218-MSD		11:20																per sample
WI-AF-EB02-021518		12:45	Equipment Blank															9 samples
WI-AF-MW-608-0218		15:55	MW-608															18 bottles total

Special Instructions/Comments:
Rebecca Maco CH2M
1100 112th Ave Suite 500
Belleve WA 98004
(425) 698-9394

SEND DOCUMENTATION AND RESULTS TO:
 Name: Tiffany Hill
 Company: CH2M
 Address: 1100 NE Circle Blvd. Suite 300
 City: Corvallis State: OR Zip: 97330
 Phone: (541) 768-3109 Fax: _____
 Email: Tiffany.hill@ch2m.com

Container Types: P= HDPE, PJ= HDPE Jar
 Bottle Preservation Type: T = Thiosulfate, O = Other: _____
 Matrix Types: AQ = Aqueous, DW = Drinking Water, EF = Effluent, PP = Pulp/Paper, SD = Sediment, SL = Sludge, SO = Soil, WW = Wastewater, B = Blood/Serum, O = Other: _____



CTO-4041

CHAIN OF CUSTODY

For Laboratory Use Only

Work Order #: 1800340 Temp: 0.1 °C
Storage ID: WR-2 Storage Secured: Yes No

Project ID: NASWI: Ault Field PO#: 1695610.04.FLPS Sampler: S. Fitzsimmons
(name)

TAT (check one): Standard: 21 days
 14 days 7 days Rush (surcharge may apply) Specify: 10 day

Invoice to: Name Shannon Fitzsimmons Company Chromatix Address 02/17/18 1430 City _____ State _____ Ph# _____ Fax# _____

Relinquished by (printed name and signature) _____ Date _____ Time _____ Received by (printed name and signature) Marissa Sparks Date 02/20/18 Time 0922

SHIP TO: Vista Analytical Laboratory 1104 Windfield Way El Dorado Hills, CA 95762 (916) 673-1520 * Fax (916) 673-0106				Method of Shipment: <u>Fed Ex</u>		Add Analysis(es) Requested										Comments
				Tracking No.:		Container(s)										
Sample ID	Date	Time	Location/Sample Description	Quantity	Type	Matrix	PFOS/PFOA	UCMR3 PFAS List 6	537 List: 14	Full List of 26 Other: Please List Below	PFOS/PFOA	UCMR3 PFAS List 6	PFAS List: 14	EPA Method 537(DW only)		
WI-AF-MW-606-0218	2/16/18	14:50	MW-606	2	P	AQ		X						*MW-606 + MW-607		
WI-AF-MW-606P-0218	2/16/18	14:50	MW-606	2	P	AQ		X						HOLD * High Turbidity > 100 NTU		
WI-AF-FB02-0216	2/16/18	15:00	F.B.	2	P	AQ		X								
WI-AF-MW-607-0218	2/17/18	11:08	MW-607	2	P	AQ		X								
WI-AF-MW-605-0218	2/17/18	13:00	MW-605	2	P	AQ		X								
WI-AF-MW-609-0218	2/17/18	15:55	MW-609	2	P	AQ		X						(2) Unpes 125ml plys per sample 12 Total sample bottles		

Special Instructions/Comments:
Rebecca Moco CH2M
1100 112th Ave. Suite 300
Bellvue WA 98004
(425) 698-9394

SEND DOCUMENTATION AND RESULTS TO:

Name: Tiffany Hill
Company: CH2M
Address: 1100 NE Circle Blvd. Suite 300
City: Corvallis State: OR Zip: 97330
Phone: (541) 768-3109 Fax: _____
Email: Tiffany.hill@ch2m.com

Container Types: P = HDPE, PJ = HDPE Jar
O = Other: _____

Bottle Preservation Type: T = Thiosulfate, TZ = Trizma: _____

Matrix Types: AQ = Aqueous, DW = Drinking Water, EF = Effluent, PP = Pulp/Paper, SD = Sediment, SL = Sludge, SO = Soil, WW = Wastewater, B = Blood/Serum, O = Other: _____

Sample Log-in Checklist

Vista Work Order #: 1800340 TAT 10 days

Samples Arrival:	Date/Time: 02/20/18 0904	Initials: WWS	Location: WR-2
			Shelf/Rack: N/a
Logged In:	Date/Time: 02/20/18 1127	Initials: WWS	Location: WR-2
			Shelf/Rack: F-3
Delivered By:	<input checked="" type="checkbox"/> FedEx	<input type="checkbox"/> UPS	<input type="checkbox"/> On Trac
		<input type="checkbox"/> GSO	<input type="checkbox"/> DHL
		<input type="checkbox"/> Hand Delivered	<input type="checkbox"/> Other
Preservation:	<input checked="" type="checkbox"/> Ice	<input type="checkbox"/> Blue Ice	<input type="checkbox"/> Dry Ice
	<input type="checkbox"/> None		
Temp °C:	0.2 (uncorrected)	Time: 0921	Thermometer ID: IR-4
Temp °C:	0.1 (corrected)	Probe used: Yes <input type="checkbox"/> No <input checked="" type="checkbox"/>	

	YES	NO	NA
Adequate Sample Volume Received?	✓		
Holding Time Acceptable?	✓		
Shipping Container(s) Intact?	✓		
Shipping Custody Seals Intact?	✓		
Shipping Documentation Present?	✓		
Airbill	Trk # 7897 9714 1064	✓	
Sample Container Intact?	✓		
Sample Custody Seals Intact?			✓
Chain of Custody / Sample Documentation Present?	✓		
COC Anomaly/Sample Acceptance Form completed?		✓	✓
If Chlorinated or Drinking Water Samples, Acceptable Preservation?			✓
Preservation Documented:	<input type="checkbox"/> Na ₂ S ₂ O ₃	<input type="checkbox"/> Trizma	<input checked="" type="checkbox"/> None
	<input checked="" type="checkbox"/> Yes	<input type="checkbox"/> No	<input type="checkbox"/> NA
Shipping Container	<input checked="" type="checkbox"/> Vista	<input type="checkbox"/> Client	<input checked="" type="checkbox"/> Retain
	<input type="checkbox"/> Return	<input type="checkbox"/> Dispose	

Comments:

March 03, 2018

Vista Work Order No. 1800340

Ms. Tiffany Hill
CH2M Hill
1100 NE Circle Blvd. Suite 300
Corvallis, OR 97330

Dear Ms. Hill,

Enclosed are the results for the sample set received at Vista Analytical Laboratory on February 20, 2018. This sample set was analyzed on a rush turn-around time, under your Project Name '695610.04.FI.FS'.

Vista Analytical Laboratory is committed to serving you effectively. If you require additional information, please contact me at 916-673-1520 or by email at mmaier@vista-analytical.com.

Thank you for choosing Vista as part of your analytical support team.

Sincerely,

Martha Maier
Laboratory Director



Vista Analytical Laboratory certifies that the report herein meets all the requirements set forth by NELAP for those applicable test methods. Results relate only to the samples as received by the laboratory. This report should not be reproduced except in full without the written approval of Vista.

Vista Work Order No. 1800340

Case Narrative

Sample Condition on Receipt:

Thirteen aqueous samples were received in good condition and within the method temperature requirements. The samples were received and stored securely in accordance with Vista standard operating procedures and EPA methodology.

Analytical Notes:

Modified EPA Method 537

The following samples contained particulate and were centrifuged prior to extraction:

<u>Laboratory ID</u>	<u>Sample Name</u>
1800340-01	WI-AF-MW-614-0218
1800340-02	WI-AF-MW-613-0218
1800340-05	WI-AF-MW-612-0218
1800340-07	WI-AF-MW-608-0218
1800340-08	WI-AF-MW-606-0218
1800340-09	WI-AF-MW-606P-0218
1800340-11	WI-AF-MW-607-0218
1800340-12	WI-AF-MW-605-0218
1800340-13	WI-AF-MW-609-0218

The samples were extracted and analyzed for a selected list of PFAS using Modified EPA Method 537.

Holding Times

The samples were extracted and analyzed within the method hold times.

Quality Control

The Initial Calibration and Continuing Calibration Verifications met the method acceptance criteria.

A Method Blank and Ongoing Precision and Recovery (OPR) sample were extracted and analyzed with the preparation batch. No analytes were detected in the Method Blank above 1/2 the LOQ. The OPR recoveries were within the method acceptance criteria.

The extract of sample "WI-AF-MW-609-0218" was re-injected because one or more Injection Internal Standard Analyte response areas were outside of criteria. The area criteria passed for the second injection and the results from the re-injection have been reported.

The labeled standard recoveries outside the acceptance criteria are listed in the table below.

As requested, an MS/MSD was performed on sample "WI-AF-MW-612-0218". The MSD recovery and RPD were out of the acceptance criteria for PFOS.

QC Anomalies

LabNumber	SampleName	Analysis	Analyte	Flag	%Rec
1800340-13	WI-AF-MW-609-0218	Modified EPA Method 537	13C2-PFDoA	H	44.8

H = Recovery was outside laboratory acceptance criteria.

TABLE OF CONTENTS

Case Narrative.....	1
Table of Contents.....	4
Sample Inventory.....	5
Analytical Results.....	6
Qualifiers.....	23
Certifications.....	24
Sample Receipt.....	25
Extraction Information.....	28
Sample Data - Modified EPA Method 537.....	33
IIS Areas, IBs and CCVs.....	170
ICAL with ICV and IB.....	243

Sample Inventory Report

Vista Sample ID	Client Sample ID	Sampled	Received	Components/Containers
1800340-01	WI-AF-MW-614-0218	14-Feb-18 11:45	20-Feb-18 09:04	HDPE Bottle, 125 mL
1800340-02	WI-AF-MW-613-0218	14-Feb-18 16:55	20-Feb-18 09:04	HDPE Bottle, 125 mL
1800340-03	WI-AF-FB02-021418	14-Feb-18 17:55	20-Feb-18 09:04	HDPE Bottle, 125 mL
1800340-04	WI-AF-EB02-021418	14-Feb-18 18:20	20-Feb-18 09:04	HDPE Bottle, 125 mL
1800340-05	WI-AF-MW-612-0218	MS/MSD15-Feb-18 11:20	20-Feb-18 09:04	HDPE Bottle, 125 mL
				HDPE Bottle, 125 mL
				HDPE Bottle, 125 mL
				HDPE Bottle, 125 mL
				HDPE Bottle, 125 mL
1800340-06	WI-AF-EB02-021518	15-Feb-18 12:45	20-Feb-18 09:04	HDPE Bottle, 125 mL
1800340-07	WI-AF-MW-608-0218	15-Feb-18 15:55	20-Feb-18 09:04	HDPE Bottle, 125 mL
1800340-08	WI-AF-MW-606-0218	16-Feb-18 14:50	20-Feb-18 09:04	HDPE Bottle, 125 mL
1800340-09	WI-AF-MW-606P-0218	16-Feb-18 14:50	20-Feb-18 09:04	HDPE Bottle, 125 mL
1800340-10	WI-AF-FB02-021618	16-Feb-18 15:00	20-Feb-18 09:04	HDPE Bottle, 125 mL
1800340-11	WI-AF-MW-607-0218	17-Feb-18 11:08	20-Feb-18 09:04	HDPE Bottle, 125 mL
1800340-12	WI-AF-MW-605-0218	17-Feb-18 13:00	20-Feb-18 09:04	HDPE Bottle, 125 mL
1800340-13	WI-AF-MW-609-0218	17-Feb-18 15:55	20-Feb-18 09:04	HDPE Bottle, 125 mL
				HDPE Bottle, 125 mL

ANALYTICAL RESULTS

Sample ID: Method Blank **Modified EPA Method 537**

Client Data				Laboratory Data			
Name:	CH2M Hill	Matrix:	Aqueous	Lab Sample:	B8B0130-BLK1	Column:	BEH C18
Project:	695610.04.FI.FS						

Analyte	Conc. (ng/L)	DL	LOD	LOQ	Qualifiers	Batch	Extracted	Samp Size	Analyzed	Dilution
PFBS	ND	1.79	5.00	8.00		B8B0130	22-Feb-18	0.125 L	28-Feb-18 06:58	1
PFHxA	ND	2.18	5.00	8.00		B8B0130	22-Feb-18	0.125 L	28-Feb-18 06:58	1
PFHpA	ND	0.591	5.00	8.00		B8B0130	22-Feb-18	0.125 L	28-Feb-18 06:58	1
PFHxS	ND	0.947	5.00	8.00		B8B0130	22-Feb-18	0.125 L	28-Feb-18 06:58	1
PFOA	ND	0.651	5.00	8.00		B8B0130	22-Feb-18	0.125 L	28-Feb-18 06:58	1
PFOS	ND	0.807	5.00	8.00		B8B0130	22-Feb-18	0.125 L	28-Feb-18 06:58	1
PFNA	ND	0.810	5.00	8.00		B8B0130	22-Feb-18	0.125 L	28-Feb-18 06:58	1
PFDA	ND	1.49	5.00	8.00		B8B0130	22-Feb-18	0.125 L	28-Feb-18 06:58	1
MeFOSAA	ND	1.65	5.00	8.00		B8B0130	22-Feb-18	0.125 L	28-Feb-18 06:58	1
PFOA	ND	1.05	5.00	8.00		B8B0130	22-Feb-18	0.125 L	28-Feb-18 06:58	1
EtFOSAA	ND	1.37	5.00	8.00		B8B0130	22-Feb-18	0.125 L	28-Feb-18 06:58	1
PFOA	ND	0.792	5.00	8.00		B8B0130	22-Feb-18	0.125 L	28-Feb-18 06:58	1
PFOA	ND	0.494	5.00	8.00		B8B0130	22-Feb-18	0.125 L	28-Feb-18 06:58	1
PFOA	ND	0.755	5.00	8.00		B8B0130	22-Feb-18	0.125 L	28-Feb-18 06:58	1

Labeled Standards	Type	% Recovery	Limits	Qualifiers	Batch	Extracted	Samp Size	Analyzed	Dilution
13C3-PFBS	IS	98.5	50 - 150		B8B0130	22-Feb-18	0.125 L	28-Feb-18 06:58	1
13C2-PFHxA	IS	91.8	50 - 150		B8B0130	22-Feb-18	0.125 L	28-Feb-18 06:58	1
13C4-PFHpA	IS	81.5	50 - 150		B8B0130	22-Feb-18	0.125 L	28-Feb-18 06:58	1
18O2-PFHxS	IS	74.8	50 - 150		B8B0130	22-Feb-18	0.125 L	28-Feb-18 06:58	1
13C2-PFOA	IS	74.1	50 - 150		B8B0130	22-Feb-18	0.125 L	28-Feb-18 06:58	1
13C8-PFOS	IS	71.6	50 - 150		B8B0130	22-Feb-18	0.125 L	28-Feb-18 06:58	1
13C5-PFNA	IS	78.9	50 - 150		B8B0130	22-Feb-18	0.125 L	28-Feb-18 06:58	1
13C2-PFDA	IS	74.7	50 - 150		B8B0130	22-Feb-18	0.125 L	28-Feb-18 06:58	1
d3-MeFOSAA	IS	66.6	50 - 150		B8B0130	22-Feb-18	0.125 L	28-Feb-18 06:58	1
13C2-PFOA	IS	73.6	50 - 150		B8B0130	22-Feb-18	0.125 L	28-Feb-18 06:58	1
d5-EtFOSAA	IS	63.4	50 - 150		B8B0130	22-Feb-18	0.125 L	28-Feb-18 06:58	1
13C2-PFOA	IS	58.1	50 - 150		B8B0130	22-Feb-18	0.125 L	28-Feb-18 06:58	1
13C2-PFOA	IS	86.1	50 - 150		B8B0130	22-Feb-18	0.125 L	28-Feb-18 06:58	1

DL - Detection Limit

LOD - Limit of Detection
LOQ - Limit of quantitation

LCL-UCL- Lower control limit - upper control limit
Results reported to the DL.

When reported, PFHxS, PFOA and PFOS include both linear and branched isomers.
Only the linear isomer is reported for all other analytes.

Sample ID: OPR

Modified EPA Method 537

Client Data				Laboratory Data			
Name:	CH2M Hill	Matrix:	Aqueous	Lab Sample:	B8B0130-BS1	Column:	BEH C18
Project:	695610.04.FLFS						

Analyte	Amt Found (ng/L)	Spike Amt	% Rec	Limits	Qualifiers	Batch	Extracted	Samp Size	Analyzed	Dilution
PFBS	82.8	80.0	103	70-130		B8B0130	22-Feb-18	0.125 L	28-Feb-18 06:47	1
PFHxA	79.5	80.0	99.4	70-130		B8B0130	22-Feb-18	0.125 L	28-Feb-18 06:47	1
PFHpA	97.5	80.0	122	70-130		B8B0130	22-Feb-18	0.125 L	28-Feb-18 06:47	1
PFHxS	87.1	80.0	109	70-130		B8B0130	22-Feb-18	0.125 L	28-Feb-18 06:47	1
PFOA	88.8	80.0	111	70-130		B8B0130	22-Feb-18	0.125 L	28-Feb-18 06:47	1
PFOS	101	80.0	126	70-130		B8B0130	22-Feb-18	0.125 L	28-Feb-18 06:47	1
PFNA	94.5	80.0	118	70-130		B8B0130	22-Feb-18	0.125 L	28-Feb-18 06:47	1
PFDA	82.1	80.0	103	70-130		B8B0130	22-Feb-18	0.125 L	28-Feb-18 06:47	1
MeFOSAA	64.9	80.0	81.2	70-130		B8B0130	22-Feb-18	0.125 L	28-Feb-18 06:47	1
PFUnA	92.7	80.0	116	70-130		B8B0130	22-Feb-18	0.125 L	28-Feb-18 06:47	1
EtFOSAA	81.8	80.0	102	70-130		B8B0130	22-Feb-18	0.125 L	28-Feb-18 06:47	1
PFDoA	86.7	80.0	108	70-130		B8B0130	22-Feb-18	0.125 L	28-Feb-18 06:47	1
PFTTrDA	89.3	80.0	112	60-130		B8B0130	22-Feb-18	0.125 L	28-Feb-18 06:47	1
PFTeDA	77.8	80.0	97.2	70-130		B8B0130	22-Feb-18	0.125 L	28-Feb-18 06:47	1

Labeled Standards	Type	% Rec	Limits	Qualifiers	Batch	Extracted	Samp Size	Analyzed	Dilution
13C3-PFBS	IS	100	50- 150		B8B0130	22-Feb-18	0.125 L	28-Feb-18 06:47	1
13C2-PFHxA	IS	93.1	50- 150		B8B0130	22-Feb-18	0.125 L	28-Feb-18 06:47	1
13C4-PFHpA	IS	77.5	50- 150		B8B0130	22-Feb-18	0.125 L	28-Feb-18 06:47	1
18O2-PFHxS	IS	85.1	50- 150		B8B0130	22-Feb-18	0.125 L	28-Feb-18 06:47	1
13C2-PFOA	IS	64.2	50- 150		B8B0130	22-Feb-18	0.125 L	28-Feb-18 06:47	1
13C8-PFOS	IS	90.8	50- 150		B8B0130	22-Feb-18	0.125 L	28-Feb-18 06:47	1
13C5-PFNA	IS	83.0	50- 150		B8B0130	22-Feb-18	0.125 L	28-Feb-18 06:47	1
13C2-PFDA	IS	71.3	50- 150		B8B0130	22-Feb-18	0.125 L	28-Feb-18 06:47	1
d3-MeFOSAA	IS	81.4	50- 150		B8B0130	22-Feb-18	0.125 L	28-Feb-18 06:47	1
13C2-PFUnA	IS	66.4	50- 150		B8B0130	22-Feb-18	0.125 L	28-Feb-18 06:47	1
d5-EtFOSAA	IS	62.5	50- 150		B8B0130	22-Feb-18	0.125 L	28-Feb-18 06:47	1
13C2-PFDoA	IS	69.4	50- 150		B8B0130	22-Feb-18	0.125 L	28-Feb-18 06:47	1
13C2-PFTeDA	IS	92.0	50- 150		B8B0130	22-Feb-18	0.125 L	28-Feb-18 06:47	1

Sample ID: WI-AF-MW-614-0218

Modified EPA Method 537

Client Data				Laboratory Data			
Name:	CH2M Hill	Matrix:	Aqueous	Lab Sample:	1800340-01	Column:	BEH C18
Project:	695610.04.FI.FS	Date Collected:	14-Feb-18 11:45	Date Received:	20-Feb-18 09:04		
Location:	MW-614						

Analyte	Conc. (ng/L)	DL	LOD	LOQ	Qualifiers	Batch	Extracted	Samp Size	Analyzed	Dilution
PFBS	ND	1.90	5.30	8.47		B8B0130	22-Feb-18	0.118 L	28-Feb-18 07:33	1
PFHxA	ND	2.31	5.30	8.47		B8B0130	22-Feb-18	0.118 L	28-Feb-18 07:33	1
PFHpA	ND	0.626	5.30	8.47		B8B0130	22-Feb-18	0.118 L	28-Feb-18 07:33	1
PFHxS	ND	1.00	5.30	8.47		B8B0130	22-Feb-18	0.118 L	28-Feb-18 07:33	1
PFOA	ND	0.689	5.30	8.47		B8B0130	22-Feb-18	0.118 L	28-Feb-18 07:33	1
PFOS	ND	0.855	5.30	8.47		B8B0130	22-Feb-18	0.118 L	28-Feb-18 07:33	1
PFNA	ND	0.858	5.30	8.47		B8B0130	22-Feb-18	0.118 L	28-Feb-18 07:33	1
PFDA	ND	1.58	5.30	8.47		B8B0130	22-Feb-18	0.118 L	28-Feb-18 07:33	1
MeFOSAA	ND	1.75	5.30	8.47		B8B0130	22-Feb-18	0.118 L	28-Feb-18 07:33	1
PFUnA	ND	1.11	5.30	8.47		B8B0130	22-Feb-18	0.118 L	28-Feb-18 07:33	1
EtFOSAA	ND	1.45	5.30	8.47		B8B0130	22-Feb-18	0.118 L	28-Feb-18 07:33	1
PFDoA	ND	0.839	5.30	8.47		B8B0130	22-Feb-18	0.118 L	28-Feb-18 07:33	1
PFTrDA	ND	0.523	5.30	8.47		B8B0130	22-Feb-18	0.118 L	28-Feb-18 07:33	1
PFTeDA	ND	0.800	5.30	8.47		B8B0130	22-Feb-18	0.118 L	28-Feb-18 07:33	1

Labeled Standards	Type	% Recovery	Limits	Qualifiers	Batch	Extracted	Samp Size	Analyzed	Dilution
13C3-PFBS	IS	99.3	50 - 150		B8B0130	22-Feb-18	0.118 L	28-Feb-18 07:33	1
13C2-PFHxA	IS	81.5	50 - 150		B8B0130	22-Feb-18	0.118 L	28-Feb-18 07:33	1
13C4-PFHpA	IS	81.0	50 - 150		B8B0130	22-Feb-18	0.118 L	28-Feb-18 07:33	1
18O2-PFHxS	IS	87.9	50 - 150		B8B0130	22-Feb-18	0.118 L	28-Feb-18 07:33	1
13C2-PFOA	IS	66.0	50 - 150		B8B0130	22-Feb-18	0.118 L	28-Feb-18 07:33	1
13C8-PFOS	IS	89.0	50 - 150		B8B0130	22-Feb-18	0.118 L	28-Feb-18 07:33	1
13C5-PFNA	IS	86.6	50 - 150		B8B0130	22-Feb-18	0.118 L	28-Feb-18 07:33	1
13C2-PFDA	IS	70.2	50 - 150		B8B0130	22-Feb-18	0.118 L	28-Feb-18 07:33	1
d3-MeFOSAA	IS	85.8	50 - 150		B8B0130	22-Feb-18	0.118 L	28-Feb-18 07:33	1
13C2-PFUnA	IS	67.3	50 - 150		B8B0130	22-Feb-18	0.118 L	28-Feb-18 07:33	1
d5-EtFOSAA	IS	77.4	50 - 150		B8B0130	22-Feb-18	0.118 L	28-Feb-18 07:33	1
13C2-PFDoA	IS	78.3	50 - 150		B8B0130	22-Feb-18	0.118 L	28-Feb-18 07:33	1
13C2-PFTeDA	IS	91.5	50 - 150		B8B0130	22-Feb-18	0.118 L	28-Feb-18 07:33	1

DL - Detection Limit

LOD - Limit of Detection
LOQ - Limit of quantitation

LCL-UCL- Lower control limit - upper control limit
Results reported to the DL.

When reported, PFHxS, PFOA and PFOS include both linear and branched isomers.
Only the linear isomer is reported for all other analytes.

Sample ID: WI-AF-MW-613-0218

Modified EPA Method 537

Client Data				Laboratory Data			
Name:	CH2M Hill	Matrix:	Aqueous	Lab Sample:	1800340-02	Column:	BEH C18
Project:	695610.04.FI.FS	Date Collected:	14-Feb-18 16:55	Date Received:	20-Feb-18 09:04		
Location:	MW-613						

Analyte	Conc. (ng/L)	DL	LOD	LOQ	Qualifiers	Batch	Extracted	Samp Size	Analyzed	Dilution
PFBS	ND	1.97	5.53	8.82		B8B0130	22-Feb-18	0.113 L	28-Feb-18 07:44	1
PFHxA	ND	2.40	5.53	8.82		B8B0130	22-Feb-18	0.113 L	28-Feb-18 07:44	1
PFHpA	ND	0.652	5.53	8.82		B8B0130	22-Feb-18	0.113 L	28-Feb-18 07:44	1
PFHxS	ND	1.04	5.53	8.82		B8B0130	22-Feb-18	0.113 L	28-Feb-18 07:44	1
PFOA	ND	0.718	5.53	8.82		B8B0130	22-Feb-18	0.113 L	28-Feb-18 07:44	1
PFOS	ND	0.890	5.53	8.82		B8B0130	22-Feb-18	0.113 L	28-Feb-18 07:44	1
PFNA	ND	0.893	5.53	8.82		B8B0130	22-Feb-18	0.113 L	28-Feb-18 07:44	1
PFDA	ND	1.64	5.53	8.82		B8B0130	22-Feb-18	0.113 L	28-Feb-18 07:44	1
MeFOSAA	ND	1.82	5.53	8.82		B8B0130	22-Feb-18	0.113 L	28-Feb-18 07:44	1
PFUnA	ND	1.16	5.53	8.82		B8B0130	22-Feb-18	0.113 L	28-Feb-18 07:44	1
EtFOSAA	ND	1.51	5.53	8.82		B8B0130	22-Feb-18	0.113 L	28-Feb-18 07:44	1
PFDoA	ND	0.874	5.53	8.82		B8B0130	22-Feb-18	0.113 L	28-Feb-18 07:44	1
PFTrDA	ND	0.545	5.53	8.82		B8B0130	22-Feb-18	0.113 L	28-Feb-18 07:44	1
PFTeDA	ND	0.833	5.53	8.82		B8B0130	22-Feb-18	0.113 L	28-Feb-18 07:44	1

Labeled Standards	Type	% Recovery	Limits	Qualifiers	Batch	Extracted	Samp Size	Analyzed	Dilution
13C3-PFBS	IS	91.7	50 - 150		B8B0130	22-Feb-18	0.113 L	28-Feb-18 07:44	1
13C2-PFHxA	IS	89.6	50 - 150		B8B0130	22-Feb-18	0.113 L	28-Feb-18 07:44	1
13C4-PFHpA	IS	82.0	50 - 150		B8B0130	22-Feb-18	0.113 L	28-Feb-18 07:44	1
18O2-PFHxS	IS	88.0	50 - 150		B8B0130	22-Feb-18	0.113 L	28-Feb-18 07:44	1
13C2-PFOA	IS	60.0	50 - 150		B8B0130	22-Feb-18	0.113 L	28-Feb-18 07:44	1
13C8-PFOS	IS	85.1	50 - 150		B8B0130	22-Feb-18	0.113 L	28-Feb-18 07:44	1
13C5-PFNA	IS	83.2	50 - 150		B8B0130	22-Feb-18	0.113 L	28-Feb-18 07:44	1
13C2-PFDA	IS	65.5	50 - 150		B8B0130	22-Feb-18	0.113 L	28-Feb-18 07:44	1
d3-MeFOSAA	IS	71.5	50 - 150		B8B0130	22-Feb-18	0.113 L	28-Feb-18 07:44	1
13C2-PFUnA	IS	63.4	50 - 150		B8B0130	22-Feb-18	0.113 L	28-Feb-18 07:44	1
d5-EtFOSAA	IS	63.5	50 - 150		B8B0130	22-Feb-18	0.113 L	28-Feb-18 07:44	1
13C2-PFDoA	IS	53.4	50 - 150		B8B0130	22-Feb-18	0.113 L	28-Feb-18 07:44	1
13C2-PFTeDA	IS	71.3	50 - 150		B8B0130	22-Feb-18	0.113 L	28-Feb-18 07:44	1

DL - Detection Limit

LOD - Limit of Detection
LOQ - Limit of quantitation

LCL-UCL- Lower control limit - upper control limit
Results reported to the DL.

When reported, PFHxS, PFOA and PFOS include both linear and branched isomers.
Only the linear isomer is reported for all other analytes.

Sample ID: WI-AF-FB02-021418

Modified EPA Method 537

Client Data				Laboratory Data			
Name:	CH2M Hill	Matrix:	Aqueous	Lab Sample:	1800340-03	Column:	BEH C18
Project:	695610.04.FI.FS	Date Collected:	14-Feb-18 17:55	Date Received:	20-Feb-18 09:04		
Location:	Field Blank						

Analyte	Conc. (ng/L)	DL	LOD	LOQ	Qualifiers	Batch	Extracted	Samp Size	Analyzed	Dilution
PFBS	ND	1.86	5.21	8.33		B8B0130	22-Feb-18	0.120 L	28-Feb-18 08:30	1
PFHxA	ND	2.27	5.21	8.33		B8B0130	22-Feb-18	0.120 L	28-Feb-18 08:30	1
PFHpA	ND	0.615	5.21	8.33		B8B0130	22-Feb-18	0.120 L	28-Feb-18 08:30	1
PFHxS	ND	0.986	5.21	8.33		B8B0130	22-Feb-18	0.120 L	28-Feb-18 08:30	1
PFOA	ND	0.678	5.21	8.33		B8B0130	22-Feb-18	0.120 L	28-Feb-18 08:30	1
PFOS	ND	0.840	5.21	8.33		B8B0130	22-Feb-18	0.120 L	28-Feb-18 08:30	1
PFNA	ND	0.843	5.21	8.33		B8B0130	22-Feb-18	0.120 L	28-Feb-18 08:30	1
PFDA	ND	1.55	5.21	8.33		B8B0130	22-Feb-18	0.120 L	28-Feb-18 08:30	1
MeFOSAA	ND	1.72	5.21	8.33		B8B0130	22-Feb-18	0.120 L	28-Feb-18 08:30	1
PFUnA	ND	1.09	5.21	8.33		B8B0130	22-Feb-18	0.120 L	28-Feb-18 08:30	1
EtFOSAA	ND	1.43	5.21	8.33		B8B0130	22-Feb-18	0.120 L	28-Feb-18 08:30	1
PFDoA	ND	0.824	5.21	8.33		B8B0130	22-Feb-18	0.120 L	28-Feb-18 08:30	1
PFTrDA	ND	0.514	5.21	8.33		B8B0130	22-Feb-18	0.120 L	28-Feb-18 08:30	1
PFTeDA	ND	0.786	5.21	8.33		B8B0130	22-Feb-18	0.120 L	28-Feb-18 08:30	1

Labeled Standards	Type	% Recovery	Limits	Qualifiers	Batch	Extracted	Samp Size	Analyzed	Dilution
13C3-PFBS	IS	120	50 - 150		B8B0130	22-Feb-18	0.120 L	28-Feb-18 08:30	1
13C2-PFHxA	IS	94.4	50 - 150		B8B0130	22-Feb-18	0.120 L	28-Feb-18 08:30	1
13C4-PFHpA	IS	88.1	50 - 150		B8B0130	22-Feb-18	0.120 L	28-Feb-18 08:30	1
18O2-PFHxS	IS	88.9	50 - 150		B8B0130	22-Feb-18	0.120 L	28-Feb-18 08:30	1
13C2-PFOA	IS	70.4	50 - 150		B8B0130	22-Feb-18	0.120 L	28-Feb-18 08:30	1
13C8-PFOS	IS	84.5	50 - 150		B8B0130	22-Feb-18	0.120 L	28-Feb-18 08:30	1
13C5-PFNA	IS	81.7	50 - 150		B8B0130	22-Feb-18	0.120 L	28-Feb-18 08:30	1
13C2-PFDA	IS	73.9	50 - 150		B8B0130	22-Feb-18	0.120 L	28-Feb-18 08:30	1
d3-MeFOSAA	IS	73.9	50 - 150		B8B0130	22-Feb-18	0.120 L	28-Feb-18 08:30	1
13C2-PFUnA	IS	65.1	50 - 150		B8B0130	22-Feb-18	0.120 L	28-Feb-18 08:30	1
d5-EtFOSAA	IS	66.8	50 - 150		B8B0130	22-Feb-18	0.120 L	28-Feb-18 08:30	1
13C2-PFDoA	IS	64.0	50 - 150		B8B0130	22-Feb-18	0.120 L	28-Feb-18 08:30	1
13C2-PFTeDA	IS	65.2	50 - 150		B8B0130	22-Feb-18	0.120 L	28-Feb-18 08:30	1

DL - Detection Limit

LOD - Limit of Detection
LOQ - Limit of quantitation

LCL-UCL- Lower control limit - upper control limit
Results reported to the DL.

When reported, PFHxS, PFOA and PFOS include both linear and branched isomers.
Only the linear isomer is reported for all other analytes.

Sample ID: WI-AF-EB02-021418

Modified EPA Method 537

Client Data				Laboratory Data			
Name:	CH2M Hill	Matrix:	Aqueous	Lab Sample:	1800340-04	Column:	BEH C18
Project:	695610.04.FI.FS	Date Collected:	14-Feb-18 18:20	Date Received:	20-Feb-18 09:04		
Location:	Equipment Blank						

Analyte	Conc. (ng/L)	DL	LOD	LOQ	Qualifiers	Batch	Extracted	Samp Size	Analyzed	Dilution
PFBS	ND	1.86	5.21	8.31		B8B0130	22-Feb-18	0.120 L	28-Feb-18 08:42	1
PFHxA	ND	2.26	5.21	8.31		B8B0130	22-Feb-18	0.120 L	28-Feb-18 08:42	1
PFHpA	ND	0.614	5.21	8.31		B8B0130	22-Feb-18	0.120 L	28-Feb-18 08:42	1
PFHxS	ND	0.984	5.21	8.31		B8B0130	22-Feb-18	0.120 L	28-Feb-18 08:42	1
PFOA	ND	0.676	5.21	8.31		B8B0130	22-Feb-18	0.120 L	28-Feb-18 08:42	1
PFOS	ND	0.838	5.21	8.31		B8B0130	22-Feb-18	0.120 L	28-Feb-18 08:42	1
PFNA	ND	0.842	5.21	8.31		B8B0130	22-Feb-18	0.120 L	28-Feb-18 08:42	1
PFDA	ND	1.55	5.21	8.31		B8B0130	22-Feb-18	0.120 L	28-Feb-18 08:42	1
MeFOSAA	ND	1.71	5.21	8.31		B8B0130	22-Feb-18	0.120 L	28-Feb-18 08:42	1
PFUnA	ND	1.09	5.21	8.31		B8B0130	22-Feb-18	0.120 L	28-Feb-18 08:42	1
EtFOSAA	ND	1.42	5.21	8.31		B8B0130	22-Feb-18	0.120 L	28-Feb-18 08:42	1
PFDoA	ND	0.823	5.21	8.31		B8B0130	22-Feb-18	0.120 L	28-Feb-18 08:42	1
PFTrDA	ND	0.513	5.21	8.31		B8B0130	22-Feb-18	0.120 L	28-Feb-18 08:42	1
PFTeDA	ND	0.784	5.21	8.31		B8B0130	22-Feb-18	0.120 L	28-Feb-18 08:42	1

Labeled Standards	Type	% Recovery	Limits	Qualifiers	Batch	Extracted	Samp Size	Analyzed	Dilution
13C3-PFBS	IS	93.5	50 - 150		B8B0130	22-Feb-18	0.120 L	28-Feb-18 08:42	1
13C2-PFHxA	IS	74.2	50 - 150		B8B0130	22-Feb-18	0.120 L	28-Feb-18 08:42	1
13C4-PFHpA	IS	71.7	50 - 150		B8B0130	22-Feb-18	0.120 L	28-Feb-18 08:42	1
18O2-PFHxS	IS	89.0	50 - 150		B8B0130	22-Feb-18	0.120 L	28-Feb-18 08:42	1
13C2-PFOA	IS	57.2	50 - 150		B8B0130	22-Feb-18	0.120 L	28-Feb-18 08:42	1
13C8-PFOS	IS	77.5	50 - 150		B8B0130	22-Feb-18	0.120 L	28-Feb-18 08:42	1
13C5-PFNA	IS	83.3	50 - 150		B8B0130	22-Feb-18	0.120 L	28-Feb-18 08:42	1
13C2-PFDA	IS	80.6	50 - 150		B8B0130	22-Feb-18	0.120 L	28-Feb-18 08:42	1
d3-MeFOSAA	IS	69.0	50 - 150		B8B0130	22-Feb-18	0.120 L	28-Feb-18 08:42	1
13C2-PFUnA	IS	52.3	50 - 150		B8B0130	22-Feb-18	0.120 L	28-Feb-18 08:42	1
d5-EtFOSAA	IS	62.7	50 - 150		B8B0130	22-Feb-18	0.120 L	28-Feb-18 08:42	1
13C2-PFDoA	IS	54.5	50 - 150		B8B0130	22-Feb-18	0.120 L	28-Feb-18 08:42	1
13C2-PFTeDA	IS	68.8	50 - 150		B8B0130	22-Feb-18	0.120 L	28-Feb-18 08:42	1

DL - Detection Limit

LOD - Limit of Detection
LOQ - Limit of quantitation

LCL-UCL- Lower control limit - upper control limit
Results reported to the DL.

When reported, PFHxS, PFOA and PFOS include both linear and branched isomers.
Only the linear isomer is reported for all other analytes.

Sample ID: WI-AF-MW-612-0218

Modified EPA Method 537

Client Data				Laboratory Data			
Name:	CH2M Hill	Matrix:	Aqueous	Lab Sample:	1800340-05	Column:	BEH C18
Project:	695610.04.FI.FS	Date Collected:	15-Feb-18 11:20	Date Received:	20-Feb-18 09:04		
Location:	MW-612						

Analyte	Conc. (ng/L)	DL	LOD	LOQ	Qualifiers	Batch	Extracted	Samp Size	Analyzed	Dilution
PFBS	ND	1.86	5.21	8.33		B8B0130	22-Feb-18	0.120 L	28-Feb-18 08:53	1
PFHxA	ND	2.27	5.21	8.33		B8B0130	22-Feb-18	0.120 L	28-Feb-18 08:53	1
PFHpA	ND	0.616	5.21	8.33		B8B0130	22-Feb-18	0.120 L	28-Feb-18 08:53	1
PFHxS	ND	0.986	5.21	8.33		B8B0130	22-Feb-18	0.120 L	28-Feb-18 08:53	1
PFOA	ND	0.678	5.21	8.33		B8B0130	22-Feb-18	0.120 L	28-Feb-18 08:53	1
PFOS	ND	0.841	5.21	8.33		B8B0130	22-Feb-18	0.120 L	28-Feb-18 08:53	1
PFNA	ND	0.844	5.21	8.33		B8B0130	22-Feb-18	0.120 L	28-Feb-18 08:53	1
PFDA	ND	1.55	5.21	8.33		B8B0130	22-Feb-18	0.120 L	28-Feb-18 08:53	1
MeFOSAA	ND	1.72	5.21	8.33		B8B0130	22-Feb-18	0.120 L	28-Feb-18 08:53	1
PFUnA	ND	1.09	5.21	8.33		B8B0130	22-Feb-18	0.120 L	28-Feb-18 08:53	1
EtFOSAA	ND	1.43	5.21	8.33		B8B0130	22-Feb-18	0.120 L	28-Feb-18 08:53	1
PFDoA	ND	0.825	5.21	8.33		B8B0130	22-Feb-18	0.120 L	28-Feb-18 08:53	1
PFTrDA	ND	0.515	5.21	8.33		B8B0130	22-Feb-18	0.120 L	28-Feb-18 08:53	1
PFTeDA	ND	0.786	5.21	8.33		B8B0130	22-Feb-18	0.120 L	28-Feb-18 08:53	1

Labeled Standards	Type	% Recovery	Limits	Qualifiers	Batch	Extracted	Samp Size	Analyzed	Dilution
13C3-PFBS	IS	93.6	50 - 150		B8B0130	22-Feb-18	0.120 L	28-Feb-18 08:53	1
13C2-PFHxA	IS	74.4	50 - 150		B8B0130	22-Feb-18	0.120 L	28-Feb-18 08:53	1
13C4-PFHpA	IS	79.3	50 - 150		B8B0130	22-Feb-18	0.120 L	28-Feb-18 08:53	1
18O2-PFHxS	IS	77.7	50 - 150		B8B0130	22-Feb-18	0.120 L	28-Feb-18 08:53	1
13C2-PFOA	IS	51.6	50 - 150		B8B0130	22-Feb-18	0.120 L	28-Feb-18 08:53	1
13C8-PFOS	IS	79.6	50 - 150		B8B0130	22-Feb-18	0.120 L	28-Feb-18 08:53	1
13C5-PFNA	IS	70.1	50 - 150		B8B0130	22-Feb-18	0.120 L	28-Feb-18 08:53	1
13C2-PFDA	IS	88.4	50 - 150		B8B0130	22-Feb-18	0.120 L	28-Feb-18 08:53	1
d3-MeFOSAA	IS	79.4	50 - 150		B8B0130	22-Feb-18	0.120 L	28-Feb-18 08:53	1
13C2-PFUnA	IS	70.6	50 - 150		B8B0130	22-Feb-18	0.120 L	28-Feb-18 08:53	1
d5-EtFOSAA	IS	72.4	50 - 150		B8B0130	22-Feb-18	0.120 L	28-Feb-18 08:53	1
13C2-PFDoA	IS	60.8	50 - 150		B8B0130	22-Feb-18	0.120 L	28-Feb-18 08:53	1
13C2-PFTeDA	IS	64.5	50 - 150		B8B0130	22-Feb-18	0.120 L	28-Feb-18 08:53	1

DL - Detection Limit

LOD - Limit of Detection
LOQ - Limit of quantitation

LCL-UCL- Lower control limit - upper control limit
Results reported to the DL.

When reported, PFHxS, PFOA and PFOS include both linear and branched isomers.
Only the linear isomer is reported for all other analytes.

Matrix Spike Results

Modified EPA Method 537

Source Client ID: WI-AF-MW-612-0218	QC Batch: B8B0130	Lab Sample: B8B0130-MS1/B8B0130-MSD1
Source LabNumber: 1800340-05	Date Extracted: 22-Feb-2018 8:35	Date Analyzed: 28-Feb-18 07:10 Column: BEH C18
Matrix: Aqueous		28-Feb-18 07:21 Column: BEH C18
Sample Size: 0.117/0.117 L		

Analyte	Spike-MS (ng/L)	MS %R	MS Qual.	Spike-MSD (ng/L)	MSD %R	MSD RPD	MSD Qual.	%R Limit	%RPD Limit	Labeled Standard	MS %R	MS Qualifiers	MSD %R	MS Qual.
PFBS	85.4	109		85.4	113	4.00		70 - 130	30	IS 13C3-PFBS	88.4		106	
PFHxA	85.4	104		85.4	111	6.09		70 - 130	30	IS 13C2-PFHxA	90.6		89.5	
PFHpA	85.4	110		85.4	115	4.35		70 - 130	30	IS 13C4-PFHpA	85.5		91.5	
PFHxS	85.4	98.5		85.4	119	18.9		70 - 130	30	IS 18O2-PFHxS	92.4		87.2	
PFOA	85.4	112		85.4	118	5.61		70 - 130	30	IS 13C2-PFOA	66.9		61.0	
PFOS	85.4	113		85.4	158	32.9		70 - 130	30	IS 13C8-PFOS	82.4		68.5	
PFNA	85.4	119		85.4	122	2.82		70 - 130	30	IS 13C5-PFNA	97.2		80.9	
PFDA	85.4	96.1		85.4	128	28.7		70 - 130	30	IS 13C2-PFDA	74.2		55.5	
MeFOSAA	85.4	93.3		85.4	111	17.6		70 - 130	30	IS d3-MeFOSAA	74.6		74.6	
PFUnA	85.4	107		85.4	105	1.85		70 - 130	30	IS 13C2-PFUnA	63.3		68.8	
EtFOSAA	85.4	84.3		85.4	94.7	11.6		70 - 130	30	IS d5-EtFOSAA	63.7		77.9	
PFDoA	85.4	91.8		85.4	94.2	2.53		70 - 130	30	IS 13C2-PFDoA	77.9		71.9	
PFTTrDA	85.4	79.1		85.4	103	25.8		60 - 130	30	IS 13C2-PFTTeDA	96.0		109	
PFTeDA	85.4	93.3		85.4	99.8	6.71		70 - 130	30					

When reported, PFBS, PFHxS, PFOA and PFOS include both linear and branched isomers. Only the linear isomer is reported for all other analytes.

Sample ID: WI-AF-EB02-021518

Modified EPA Method 537

Client Data				Laboratory Data			
Name:	CH2M Hill	Matrix:	Aqueous	Lab Sample:	1800340-06	Column:	BEH C18
Project:	695610.04.FI.FS	Date Collected:	15-Feb-18 12:45	Date Received:	20-Feb-18 09:04		
Location:	Equipment Blank						

Analyte	Conc. (ng/L)	DL	LOD	LOQ	Qualifiers	Batch	Extracted	Samp Size	Analyzed	Dilution
PFBS	ND	1.85	5.17	8.26		B8B0130	22-Feb-18	0.121 L	28-Feb-18 09:05	1
PFHxA	ND	2.25	5.17	8.26		B8B0130	22-Feb-18	0.121 L	28-Feb-18 09:05	1
PFHpA	ND	0.610	5.17	8.26		B8B0130	22-Feb-18	0.121 L	28-Feb-18 09:05	1
PFHxS	ND	0.978	5.17	8.26		B8B0130	22-Feb-18	0.121 L	28-Feb-18 09:05	1
PFOA	ND	0.672	5.17	8.26		B8B0130	22-Feb-18	0.121 L	28-Feb-18 09:05	1
PFOS	ND	0.833	5.17	8.26		B8B0130	22-Feb-18	0.121 L	28-Feb-18 09:05	1
PFNA	ND	0.837	5.17	8.26		B8B0130	22-Feb-18	0.121 L	28-Feb-18 09:05	1
PFDA	ND	1.54	5.17	8.26		B8B0130	22-Feb-18	0.121 L	28-Feb-18 09:05	1
MeFOSAA	ND	1.70	5.17	8.26		B8B0130	22-Feb-18	0.121 L	28-Feb-18 09:05	1
PFUnA	ND	1.08	5.17	8.26		B8B0130	22-Feb-18	0.121 L	28-Feb-18 09:05	1
EtFOSAA	ND	1.41	5.17	8.26		B8B0130	22-Feb-18	0.121 L	28-Feb-18 09:05	1
PFDoA	ND	0.818	5.17	8.26		B8B0130	22-Feb-18	0.121 L	28-Feb-18 09:05	1
PFTrDA	ND	0.510	5.17	8.26		B8B0130	22-Feb-18	0.121 L	28-Feb-18 09:05	1
PFTeDA	ND	0.780	5.17	8.26		B8B0130	22-Feb-18	0.121 L	28-Feb-18 09:05	1

Labeled Standards	Type	% Recovery	Limits	Qualifiers	Batch	Extracted	Samp Size	Analyzed	Dilution
13C3-PFBS	IS	87.9	50 - 150		B8B0130	22-Feb-18	0.121 L	28-Feb-18 09:05	1
13C2-PFHxA	IS	84.8	50 - 150		B8B0130	22-Feb-18	0.121 L	28-Feb-18 09:05	1
13C4-PFHpA	IS	69.7	50 - 150		B8B0130	22-Feb-18	0.121 L	28-Feb-18 09:05	1
18O2-PFHxS	IS	98.7	50 - 150		B8B0130	22-Feb-18	0.121 L	28-Feb-18 09:05	1
13C2-PFOA	IS	62.2	50 - 150		B8B0130	22-Feb-18	0.121 L	28-Feb-18 09:05	1
13C8-PFOS	IS	71.0	50 - 150		B8B0130	22-Feb-18	0.121 L	28-Feb-18 09:05	1
13C5-PFNA	IS	88.3	50 - 150		B8B0130	22-Feb-18	0.121 L	28-Feb-18 09:05	1
13C2-PFDA	IS	81.0	50 - 150		B8B0130	22-Feb-18	0.121 L	28-Feb-18 09:05	1
d3-MeFOSAA	IS	64.3	50 - 150		B8B0130	22-Feb-18	0.121 L	28-Feb-18 09:05	1
13C2-PFUnA	IS	55.8	50 - 150		B8B0130	22-Feb-18	0.121 L	28-Feb-18 09:05	1
d5-EtFOSAA	IS	68.5	50 - 150		B8B0130	22-Feb-18	0.121 L	28-Feb-18 09:05	1
13C2-PFDoA	IS	51.9	50 - 150		B8B0130	22-Feb-18	0.121 L	28-Feb-18 09:05	1
13C2-PFTeDA	IS	60.1	50 - 150		B8B0130	22-Feb-18	0.121 L	28-Feb-18 09:05	1

DL - Detection Limit

LOD - Limit of Detection
LOQ - Limit of quantitation

LCL-UCL- Lower control limit - upper control limit
Results reported to the DL.

When reported, PFHxS, PFOA and PFOS include both linear and branched isomers.
Only the linear isomer is reported for all other analytes.

Sample ID: WI-AF-MW-608-0218

Modified EPA Method 537

Client Data				Laboratory Data			
Name:	CH2M Hill	Matrix:	Aqueous	Lab Sample:	1800340-07	Column:	BEH C18
Project:	695610.04.FI.FS	Date Collected:	15-Feb-18 15:55	Date Received:	20-Feb-18 09:04		
Location:	MW-608						

Analyte	Conc. (ng/L)	DL	LOD	LOQ	Qualifiers	Batch	Extracted	Samp Size	Analyzed	Dilution
PFBS	4.57	1.87	5.21	8.36	J	B8B0130	22-Feb-18	0.120 L	28-Feb-18 09:16	1
PFHxA	9.86	2.28	5.21	8.36		B8B0130	22-Feb-18	0.120 L	28-Feb-18 09:16	1
PFHpA	3.58	0.617	5.21	8.36	J	B8B0130	22-Feb-18	0.120 L	28-Feb-18 09:16	1
PFHxS	9.26	0.989	5.21	8.36		B8B0130	22-Feb-18	0.120 L	28-Feb-18 09:16	1
PFOA	8.75	0.680	5.21	8.36		B8B0130	22-Feb-18	0.120 L	28-Feb-18 09:16	1
PFOS	ND	0.843	5.21	8.36		B8B0130	22-Feb-18	0.120 L	28-Feb-18 09:16	1
PFNA	ND	0.846	5.21	8.36		B8B0130	22-Feb-18	0.120 L	28-Feb-18 09:16	1
PFDA	ND	1.56	5.21	8.36		B8B0130	22-Feb-18	0.120 L	28-Feb-18 09:16	1
MeFOSAA	ND	1.72	5.21	8.36		B8B0130	22-Feb-18	0.120 L	28-Feb-18 09:16	1
PFUnA	ND	1.10	5.21	8.36		B8B0130	22-Feb-18	0.120 L	28-Feb-18 09:16	1
EtFOSAA	ND	1.43	5.21	8.36		B8B0130	22-Feb-18	0.120 L	28-Feb-18 09:16	1
PFDoA	ND	0.827	5.21	8.36		B8B0130	22-Feb-18	0.120 L	28-Feb-18 09:16	1
PFTrDA	ND	0.516	5.21	8.36		B8B0130	22-Feb-18	0.120 L	28-Feb-18 09:16	1
PFTeDA	ND	0.789	5.21	8.36		B8B0130	22-Feb-18	0.120 L	28-Feb-18 09:16	1

Labeled Standards	Type	% Recovery	Limits	Qualifiers	Batch	Extracted	Samp Size	Analyzed	Dilution
13C3-PFBS	IS	91.7	50 - 150		B8B0130	22-Feb-18	0.120 L	28-Feb-18 09:16	1
13C2-PFHxA	IS	83.3	50 - 150		B8B0130	22-Feb-18	0.120 L	28-Feb-18 09:16	1
13C4-PFHpA	IS	74.2	50 - 150		B8B0130	22-Feb-18	0.120 L	28-Feb-18 09:16	1
18O2-PFHxS	IS	79.1	50 - 150		B8B0130	22-Feb-18	0.120 L	28-Feb-18 09:16	1
13C2-PFOA	IS	68.8	50 - 150		B8B0130	22-Feb-18	0.120 L	28-Feb-18 09:16	1
13C8-PFOS	IS	78.9	50 - 150		B8B0130	22-Feb-18	0.120 L	28-Feb-18 09:16	1
13C5-PFNA	IS	81.9	50 - 150		B8B0130	22-Feb-18	0.120 L	28-Feb-18 09:16	1
13C2-PFDA	IS	72.1	50 - 150		B8B0130	22-Feb-18	0.120 L	28-Feb-18 09:16	1
d3-MeFOSAA	IS	80.3	50 - 150		B8B0130	22-Feb-18	0.120 L	28-Feb-18 09:16	1
13C2-PFUnA	IS	63.2	50 - 150		B8B0130	22-Feb-18	0.120 L	28-Feb-18 09:16	1
d5-EtFOSAA	IS	79.3	50 - 150		B8B0130	22-Feb-18	0.120 L	28-Feb-18 09:16	1
13C2-PFDoA	IS	80.6	50 - 150		B8B0130	22-Feb-18	0.120 L	28-Feb-18 09:16	1
13C2-PFTeDA	IS	66.3	50 - 150		B8B0130	22-Feb-18	0.120 L	28-Feb-18 09:16	1

DL - Detection Limit

LOD - Limit of Detection
LOQ - Limit of quantitation

LCL-UCL- Lower control limit - upper control limit
Results reported to the DL.

When reported, PFHxS, PFOA and PFOS include both linear and branched isomers.
Only the linear isomer is reported for all other analytes.

Sample ID: WI-AF-MW-606-0218

Modified EPA Method 537

Client Data				Laboratory Data			
Name:	CH2M Hill	Matrix:	Aqueous	Lab Sample:	1800340-08	Column:	BEH C18
Project:	695610.04.FI.FS	Date Collected:	16-Feb-18 14:50	Date Received:	20-Feb-18 09:04		
Location:	MW-606						

Analyte	Conc. (ng/L)	DL	LOD	LOQ	Qualifiers	Batch	Extracted	Samp Size	Analyzed	Dilution
PFBS	ND	1.87	5.21	8.35		B8B0130	22-Feb-18	0.120 L	28-Feb-18 09:28	1
PFHxA	ND	2.28	5.21	8.35		B8B0130	22-Feb-18	0.120 L	28-Feb-18 09:28	1
PFHpA	ND	0.617	5.21	8.35		B8B0130	22-Feb-18	0.120 L	28-Feb-18 09:28	1
PFHxS	ND	0.989	5.21	8.35		B8B0130	22-Feb-18	0.120 L	28-Feb-18 09:28	1
PFOA	ND	0.680	5.21	8.35		B8B0130	22-Feb-18	0.120 L	28-Feb-18 09:28	1
PFOS	ND	0.843	5.21	8.35		B8B0130	22-Feb-18	0.120 L	28-Feb-18 09:28	1
PFNA	ND	0.846	5.21	8.35		B8B0130	22-Feb-18	0.120 L	28-Feb-18 09:28	1
PFDA	ND	1.56	5.21	8.35		B8B0130	22-Feb-18	0.120 L	28-Feb-18 09:28	1
MeFOSAA	ND	1.72	5.21	8.35		B8B0130	22-Feb-18	0.120 L	28-Feb-18 09:28	1
PFUnA	ND	1.10	5.21	8.35		B8B0130	22-Feb-18	0.120 L	28-Feb-18 09:28	1
EtFOSAA	ND	1.43	5.21	8.35		B8B0130	22-Feb-18	0.120 L	28-Feb-18 09:28	1
PFDoA	ND	0.827	5.21	8.35		B8B0130	22-Feb-18	0.120 L	28-Feb-18 09:28	1
PFTrDA	ND	0.516	5.21	8.35		B8B0130	22-Feb-18	0.120 L	28-Feb-18 09:28	1
PFTeDA	ND	0.788	5.21	8.35		B8B0130	22-Feb-18	0.120 L	28-Feb-18 09:28	1

Labeled Standards	Type	% Recovery	Limits	Qualifiers	Batch	Extracted	Samp Size	Analyzed	Dilution
13C3-PFBS	IS	96.3	50 - 150		B8B0130	22-Feb-18	0.120 L	28-Feb-18 09:28	1
13C2-PFHxA	IS	89.6	50 - 150		B8B0130	22-Feb-18	0.120 L	28-Feb-18 09:28	1
13C4-PFHpA	IS	72.7	50 - 150		B8B0130	22-Feb-18	0.120 L	28-Feb-18 09:28	1
18O2-PFHxS	IS	89.2	50 - 150		B8B0130	22-Feb-18	0.120 L	28-Feb-18 09:28	1
13C2-PFOA	IS	63.6	50 - 150		B8B0130	22-Feb-18	0.120 L	28-Feb-18 09:28	1
13C8-PFOS	IS	82.7	50 - 150		B8B0130	22-Feb-18	0.120 L	28-Feb-18 09:28	1
13C5-PFNA	IS	77.4	50 - 150		B8B0130	22-Feb-18	0.120 L	28-Feb-18 09:28	1
13C2-PFDA	IS	73.5	50 - 150		B8B0130	22-Feb-18	0.120 L	28-Feb-18 09:28	1
d3-MeFOSAA	IS	65.8	50 - 150		B8B0130	22-Feb-18	0.120 L	28-Feb-18 09:28	1
13C2-PFUnA	IS	70.2	50 - 150		B8B0130	22-Feb-18	0.120 L	28-Feb-18 09:28	1
d5-EtFOSAA	IS	67.7	50 - 150		B8B0130	22-Feb-18	0.120 L	28-Feb-18 09:28	1
13C2-PFDoA	IS	56.4	50 - 150		B8B0130	22-Feb-18	0.120 L	28-Feb-18 09:28	1
13C2-PFTeDA	IS	68.9	50 - 150		B8B0130	22-Feb-18	0.120 L	28-Feb-18 09:28	1

DL - Detection Limit

LOD - Limit of Detection
LOQ - Limit of quantitation

LCL-UCL- Lower control limit - upper control limit
Results reported to the DL.

When reported, PFHxS, PFOA and PFOS include both linear and branched isomers.
Only the linear isomer is reported for all other analytes.

Sample ID: WI-AF-MW-606P-0218

Modified EPA Method 537

Client Data				Laboratory Data			
Name:	CH2M Hill	Matrix:	Aqueous	Lab Sample:	1800340-09	Column:	BEH C18
Project:	695610.04.FI.FS	Date Collected:	16-Feb-18 14:50	Date Received:	20-Feb-18 09:04		
Location:	MW-606						

Analyte	Conc. (ng/L)	DL	LOD	LOQ	Qualifiers	Batch	Extracted	Samp Size	Analyzed	Dilution
PFBS	ND	1.89	5.30	8.45		B8B0130	22-Feb-18	0.118 L	28-Feb-18 09:39	1
PFHxA	ND	2.30	5.30	8.45		B8B0130	22-Feb-18	0.118 L	28-Feb-18 09:39	1
PFHpA	ND	0.624	5.30	8.45		B8B0130	22-Feb-18	0.118 L	28-Feb-18 09:39	1
PFHxS	ND	1.00	5.30	8.45		B8B0130	22-Feb-18	0.118 L	28-Feb-18 09:39	1
PFOA	ND	0.687	5.30	8.45		B8B0130	22-Feb-18	0.118 L	28-Feb-18 09:39	1
PFOS	ND	0.852	5.30	8.45		B8B0130	22-Feb-18	0.118 L	28-Feb-18 09:39	1
PFNA	ND	0.855	5.30	8.45		B8B0130	22-Feb-18	0.118 L	28-Feb-18 09:39	1
PFDA	ND	1.57	5.30	8.45		B8B0130	22-Feb-18	0.118 L	28-Feb-18 09:39	1
MeFOSAA	ND	1.74	5.30	8.45		B8B0130	22-Feb-18	0.118 L	28-Feb-18 09:39	1
PFOA	ND	1.11	5.30	8.45		B8B0130	22-Feb-18	0.118 L	28-Feb-18 09:39	1
EtFOSAA	ND	1.45	5.30	8.45		B8B0130	22-Feb-18	0.118 L	28-Feb-18 09:39	1
PFDaA	ND	0.836	5.30	8.45		B8B0130	22-Feb-18	0.118 L	28-Feb-18 09:39	1
PFTDA	ND	0.522	5.30	8.45		B8B0130	22-Feb-18	0.118 L	28-Feb-18 09:39	1
PFTeDA	ND	0.797	5.30	8.45		B8B0130	22-Feb-18	0.118 L	28-Feb-18 09:39	1

Labeled Standards	Type	% Recovery	Limits	Qualifiers	Batch	Extracted	Samp Size	Analyzed	Dilution
13C3-PFBS	IS	104	50 - 150		B8B0130	22-Feb-18	0.118 L	28-Feb-18 09:39	1
13C2-PFHxA	IS	102	50 - 150		B8B0130	22-Feb-18	0.118 L	28-Feb-18 09:39	1
13C4-PFHpA	IS	87.3	50 - 150		B8B0130	22-Feb-18	0.118 L	28-Feb-18 09:39	1
18O2-PFHxS	IS	72.6	50 - 150		B8B0130	22-Feb-18	0.118 L	28-Feb-18 09:39	1
13C2-PFOA	IS	60.2	50 - 150		B8B0130	22-Feb-18	0.118 L	28-Feb-18 09:39	1
13C8-PFOS	IS	86.8	50 - 150		B8B0130	22-Feb-18	0.118 L	28-Feb-18 09:39	1
13C5-PFNA	IS	89.8	50 - 150		B8B0130	22-Feb-18	0.118 L	28-Feb-18 09:39	1
13C2-PFDA	IS	71.6	50 - 150		B8B0130	22-Feb-18	0.118 L	28-Feb-18 09:39	1
d3-MeFOSAA	IS	83.7	50 - 150		B8B0130	22-Feb-18	0.118 L	28-Feb-18 09:39	1
13C2-PFOA	IS	70.1	50 - 150		B8B0130	22-Feb-18	0.118 L	28-Feb-18 09:39	1
d5-EtFOSAA	IS	82.0	50 - 150		B8B0130	22-Feb-18	0.118 L	28-Feb-18 09:39	1
13C2-PFDaA	IS	84.5	50 - 150		B8B0130	22-Feb-18	0.118 L	28-Feb-18 09:39	1
13C2-PFTeDA	IS	87.5	50 - 150		B8B0130	22-Feb-18	0.118 L	28-Feb-18 09:39	1

DL - Detection Limit

LOD - Limit of Detection
LOQ - Limit of quantitation

LCL-UCL- Lower control limit - upper control limit
Results reported to the DL.

When reported, PFHxS, PFOA and PFOS include both linear and branched isomers.
Only the linear isomer is reported for all other analytes.

Sample ID: WI-AF-FB02-021618

Modified EPA Method 537

Client Data				Laboratory Data			
Name:	CH2M Hill	Matrix:	Aqueous	Lab Sample:	1800340-10	Column:	BEH C18
Project:	695610.04.FI.FS	Date Collected:	16-Feb-18 15:00	Date Received:	20-Feb-18 09:04		
Location:	F.B.						

Analyte	Conc. (ng/L)	DL	LOD	LOQ	Qualifiers	Batch	Extracted	Samp Size	Analyzed	Dilution
PFBS	ND	1.82	5.08	8.15		B8B0130	22-Feb-18	0.123 L	28-Feb-18 09:51	1
PFHxA	ND	2.22	5.08	8.15		B8B0130	22-Feb-18	0.123 L	28-Feb-18 09:51	1
PFHpA	ND	0.602	5.08	8.15		B8B0130	22-Feb-18	0.123 L	28-Feb-18 09:51	1
PFHxS	ND	0.965	5.08	8.15		B8B0130	22-Feb-18	0.123 L	28-Feb-18 09:51	1
PFOA	ND	0.663	5.08	8.15		B8B0130	22-Feb-18	0.123 L	28-Feb-18 09:51	1
PFOS	ND	0.822	5.08	8.15		B8B0130	22-Feb-18	0.123 L	28-Feb-18 09:51	1
PFNA	ND	0.825	5.08	8.15		B8B0130	22-Feb-18	0.123 L	28-Feb-18 09:51	1
PFDA	ND	1.52	5.08	8.15		B8B0130	22-Feb-18	0.123 L	28-Feb-18 09:51	1
MeFOSAA	ND	1.68	5.08	8.15		B8B0130	22-Feb-18	0.123 L	28-Feb-18 09:51	1
PFUnA	ND	1.07	5.08	8.15		B8B0130	22-Feb-18	0.123 L	28-Feb-18 09:51	1
EtFOSAA	ND	1.40	5.08	8.15		B8B0130	22-Feb-18	0.123 L	28-Feb-18 09:51	1
PFDoA	ND	0.807	5.08	8.15		B8B0130	22-Feb-18	0.123 L	28-Feb-18 09:51	1
PFTrDA	ND	0.503	5.08	8.15		B8B0130	22-Feb-18	0.123 L	28-Feb-18 09:51	1
PFTeDA	ND	0.769	5.08	8.15		B8B0130	22-Feb-18	0.123 L	28-Feb-18 09:51	1

Labeled Standards	Type	% Recovery	Limits	Qualifiers	Batch	Extracted	Samp Size	Analyzed	Dilution
13C3-PFBS	IS	98.6	50 - 150		B8B0130	22-Feb-18	0.123 L	28-Feb-18 09:51	1
13C2-PFHxA	IS	83.0	50 - 150		B8B0130	22-Feb-18	0.123 L	28-Feb-18 09:51	1
13C4-PFHpA	IS	85.1	50 - 150		B8B0130	22-Feb-18	0.123 L	28-Feb-18 09:51	1
18O2-PFHxS	IS	91.8	50 - 150		B8B0130	22-Feb-18	0.123 L	28-Feb-18 09:51	1
13C2-PFOA	IS	65.5	50 - 150		B8B0130	22-Feb-18	0.123 L	28-Feb-18 09:51	1
13C8-PFOS	IS	85.4	50 - 150		B8B0130	22-Feb-18	0.123 L	28-Feb-18 09:51	1
13C5-PFNA	IS	81.1	50 - 150		B8B0130	22-Feb-18	0.123 L	28-Feb-18 09:51	1
13C2-PFDA	IS	66.9	50 - 150		B8B0130	22-Feb-18	0.123 L	28-Feb-18 09:51	1
d3-MeFOSAA	IS	71.8	50 - 150		B8B0130	22-Feb-18	0.123 L	28-Feb-18 09:51	1
13C2-PFUnA	IS	64.7	50 - 150		B8B0130	22-Feb-18	0.123 L	28-Feb-18 09:51	1
d5-EtFOSAA	IS	72.2	50 - 150		B8B0130	22-Feb-18	0.123 L	28-Feb-18 09:51	1
13C2-PFDoA	IS	50.9	50 - 150		B8B0130	22-Feb-18	0.123 L	28-Feb-18 09:51	1
13C2-PFTeDA	IS	58.3	50 - 150		B8B0130	22-Feb-18	0.123 L	28-Feb-18 09:51	1

DL - Detection Limit

LOD - Limit of Detection
LOQ - Limit of quantitation

LCL-UCL- Lower control limit - upper control limit
Results reported to the DL.

When reported, PFHxS, PFOA and PFOS include both linear and branched isomers.
Only the linear isomer is reported for all other analytes.

Sample ID: WI-AF-MW-607-0218

Modified EPA Method 537

Client Data				Laboratory Data			
Name:	CH2M Hill	Matrix:	Aqueous	Lab Sample:	1800340-11	Column:	BEH C18
Project:	695610.04.FI.FS	Date Collected:	17-Feb-18 11:08	Date Received:	20-Feb-18 09:04		
Location:	MW-607						

Analyte	Conc. (ng/L)	DL	LOD	LOQ	Qualifiers	Batch	Extracted	Samp Size	Analyzed	Dilution
PFBS	ND	1.97	5.48	8.80		B8B0130	22-Feb-18	0.114 L	28-Feb-18 10:02	1
PFHxA	ND	2.40	5.48	8.80		B8B0130	22-Feb-18	0.114 L	28-Feb-18 10:02	1
PFHpA	ND	0.650	5.48	8.80		B8B0130	22-Feb-18	0.114 L	28-Feb-18 10:02	1
PFHxS	ND	1.04	5.48	8.80		B8B0130	22-Feb-18	0.114 L	28-Feb-18 10:02	1
PFOA	ND	0.716	5.48	8.80		B8B0130	22-Feb-18	0.114 L	28-Feb-18 10:02	1
PFOS	ND	0.887	5.48	8.80		B8B0130	22-Feb-18	0.114 L	28-Feb-18 10:02	1
PFNA	ND	0.891	5.48	8.80		B8B0130	22-Feb-18	0.114 L	28-Feb-18 10:02	1
PFDA	ND	1.64	5.48	8.80		B8B0130	22-Feb-18	0.114 L	28-Feb-18 10:02	1
MeFOSAA	ND	1.81	5.48	8.80		B8B0130	22-Feb-18	0.114 L	28-Feb-18 10:02	1
PFOA	ND	1.15	5.48	8.80		B8B0130	22-Feb-18	0.114 L	28-Feb-18 10:02	1
EtFOSAA	ND	1.51	5.48	8.80		B8B0130	22-Feb-18	0.114 L	28-Feb-18 10:02	1
PFOA	ND	0.871	5.48	8.80		B8B0130	22-Feb-18	0.114 L	28-Feb-18 10:02	1
PFOA	ND	0.543	5.48	8.80		B8B0130	22-Feb-18	0.114 L	28-Feb-18 10:02	1
PFOA	ND	0.830	5.48	8.80		B8B0130	22-Feb-18	0.114 L	28-Feb-18 10:02	1

Labeled Standards	Type	% Recovery	Limits	Qualifiers	Batch	Extracted	Samp Size	Analyzed	Dilution
13C3-PFBS	IS	94.7	50 - 150		B8B0130	22-Feb-18	0.114 L	28-Feb-18 10:02	1
13C2-PFHxA	IS	95.1	50 - 150		B8B0130	22-Feb-18	0.114 L	28-Feb-18 10:02	1
13C4-PFHpA	IS	77.0	50 - 150		B8B0130	22-Feb-18	0.114 L	28-Feb-18 10:02	1
18O2-PFHxS	IS	71.9	50 - 150		B8B0130	22-Feb-18	0.114 L	28-Feb-18 10:02	1
13C2-PFOA	IS	59.6	50 - 150		B8B0130	22-Feb-18	0.114 L	28-Feb-18 10:02	1
13C8-PFOS	IS	89.1	50 - 150		B8B0130	22-Feb-18	0.114 L	28-Feb-18 10:02	1
13C5-PFNA	IS	70.8	50 - 150		B8B0130	22-Feb-18	0.114 L	28-Feb-18 10:02	1
13C2-PFDA	IS	75.6	50 - 150		B8B0130	22-Feb-18	0.114 L	28-Feb-18 10:02	1
d3-MeFOSAA	IS	68.2	50 - 150		B8B0130	22-Feb-18	0.114 L	28-Feb-18 10:02	1
13C2-PFOA	IS	54.4	50 - 150		B8B0130	22-Feb-18	0.114 L	28-Feb-18 10:02	1
d5-EtFOSAA	IS	64.2	50 - 150		B8B0130	22-Feb-18	0.114 L	28-Feb-18 10:02	1
13C2-PFOA	IS	58.0	50 - 150		B8B0130	22-Feb-18	0.114 L	28-Feb-18 10:02	1
13C2-PFOA	IS	59.4	50 - 150		B8B0130	22-Feb-18	0.114 L	28-Feb-18 10:02	1

DL - Detection Limit

LOD - Limit of Detection
LOQ - Limit of quantitation

LCL-UCL- Lower control limit - upper control limit
Results reported to the DL.

When reported, PFHxS, PFOA and PFOS include both linear and branched isomers.
Only the linear isomer is reported for all other analytes.

Sample ID: WI-AF-MW-605-0218

Modified EPA Method 537

Client Data				Laboratory Data			
Name:	CH2M Hill	Matrix:	Aqueous	Lab Sample:	1800340-12	Column:	BEH C18
Project:	695610.04.FI.FS	Date Collected:	17-Feb-18 13:00	Date Received:	20-Feb-18 09:04		
Location:	MW-605						

Analyte	Conc. (ng/L)	DL	LOD	LOQ	Qualifiers	Batch	Extracted	Samp Size	Analyzed	Dilution
PFBS	ND	1.87	5.21	8.35		B8B0130	22-Feb-18	0.120 L	28-Feb-18 10:14	1
PFHxA	ND	2.28	5.21	8.35		B8B0130	22-Feb-18	0.120 L	28-Feb-18 10:14	1
PFHpA	ND	0.617	5.21	8.35		B8B0130	22-Feb-18	0.120 L	28-Feb-18 10:14	1
PFHxS	ND	0.989	5.21	8.35		B8B0130	22-Feb-18	0.120 L	28-Feb-18 10:14	1
PFOA	ND	0.680	5.21	8.35		B8B0130	22-Feb-18	0.120 L	28-Feb-18 10:14	1
PFOS	ND	0.842	5.21	8.35		B8B0130	22-Feb-18	0.120 L	28-Feb-18 10:14	1
PFNA	ND	0.846	5.21	8.35		B8B0130	22-Feb-18	0.120 L	28-Feb-18 10:14	1
PFDA	ND	1.56	5.21	8.35		B8B0130	22-Feb-18	0.120 L	28-Feb-18 10:14	1
MeFOSAA	ND	1.72	5.21	8.35		B8B0130	22-Feb-18	0.120 L	28-Feb-18 10:14	1
PFOA	ND	1.10	5.21	8.35		B8B0130	22-Feb-18	0.120 L	28-Feb-18 10:14	1
EtFOSAA	ND	1.43	5.21	8.35		B8B0130	22-Feb-18	0.120 L	28-Feb-18 10:14	1
PFDaA	ND	0.827	5.21	8.35		B8B0130	22-Feb-18	0.120 L	28-Feb-18 10:14	1
PFTDA	ND	0.516	5.21	8.35		B8B0130	22-Feb-18	0.120 L	28-Feb-18 10:14	1
PFTeDA	ND	0.788	5.21	8.35		B8B0130	22-Feb-18	0.120 L	28-Feb-18 10:14	1

Labeled Standards	Type	% Recovery	Limits	Qualifiers	Batch	Extracted	Samp Size	Analyzed	Dilution
13C3-PFBS	IS	88.5	50 - 150		B8B0130	22-Feb-18	0.120 L	28-Feb-18 10:14	1
13C2-PFHxA	IS	83.0	50 - 150		B8B0130	22-Feb-18	0.120 L	28-Feb-18 10:14	1
13C4-PFHpA	IS	77.8	50 - 150		B8B0130	22-Feb-18	0.120 L	28-Feb-18 10:14	1
18O2-PFHxS	IS	75.0	50 - 150		B8B0130	22-Feb-18	0.120 L	28-Feb-18 10:14	1
13C2-PFOA	IS	61.2	50 - 150		B8B0130	22-Feb-18	0.120 L	28-Feb-18 10:14	1
13C8-PFOS	IS	86.5	50 - 150		B8B0130	22-Feb-18	0.120 L	28-Feb-18 10:14	1
13C5-PFNA	IS	89.2	50 - 150		B8B0130	22-Feb-18	0.120 L	28-Feb-18 10:14	1
13C2-PFDA	IS	79.8	50 - 150		B8B0130	22-Feb-18	0.120 L	28-Feb-18 10:14	1
d3-MeFOSAA	IS	81.1	50 - 150		B8B0130	22-Feb-18	0.120 L	28-Feb-18 10:14	1
13C2-PFOA	IS	54.6	50 - 150		B8B0130	22-Feb-18	0.120 L	28-Feb-18 10:14	1
d5-EtFOSAA	IS	72.2	50 - 150		B8B0130	22-Feb-18	0.120 L	28-Feb-18 10:14	1
13C2-PFDaA	IS	53.4	50 - 150		B8B0130	22-Feb-18	0.120 L	28-Feb-18 10:14	1
13C2-PFTeDA	IS	65.3	50 - 150		B8B0130	22-Feb-18	0.120 L	28-Feb-18 10:14	1

DL - Detection Limit

LOD - Limit of Detection
LOQ - Limit of quantitation

LCL-UCL- Lower control limit - upper control limit
Results reported to the DL.

When reported, PFHxS, PFOA and PFOS include both linear and branched isomers.
Only the linear isomer is reported for all other analytes.

Sample ID: WI-AF-MW-609-0218

Modified EPA Method 537

Client Data				Laboratory Data			
Name:	CH2M Hill	Matrix:	Aqueous	Lab Sample:	1800340-13	Column:	BEH C18
Project:	695610.04.FI.FS	Date Collected:	17-Feb-18 15:55	Date Received:	20-Feb-18 09:04		
Location:	MW-609						

Analyte	Conc. (ng/L)	DL	LOD	LOQ	Qualifiers	Batch	Extracted	Samp Size	Analyzed	Dilution
PFBS	ND	1.87	5.21	8.36		B8B0130	22-Feb-18	0.120 L	28-Feb-18 10:25	1
PFHxA	ND	2.28	5.21	8.36		B8B0130	22-Feb-18	0.120 L	28-Feb-18 10:25	1
PFHpA	ND	0.618	5.21	8.36		B8B0130	22-Feb-18	0.120 L	28-Feb-18 10:25	1
PFHxS	ND	0.990	5.21	8.36		B8B0130	22-Feb-18	0.120 L	28-Feb-18 10:25	1
PFOA	ND	0.681	5.21	8.36		B8B0130	22-Feb-18	0.120 L	28-Feb-18 10:25	1
PFOS	ND	0.844	5.21	8.36		B8B0130	22-Feb-18	0.120 L	28-Feb-18 10:25	1
PFNA	ND	0.847	5.21	8.36		B8B0130	22-Feb-18	0.120 L	28-Feb-18 10:25	1
PFDA	ND	1.56	5.21	8.36		B8B0130	22-Feb-18	0.120 L	28-Feb-18 10:25	1
MeFOSAA	ND	1.73	5.21	8.36		B8B0130	22-Feb-18	0.120 L	28-Feb-18 10:25	1
PFOA	ND	1.10	5.21	8.36		B8B0130	22-Feb-18	0.120 L	28-Feb-18 10:25	1
EtFOSAA	ND	1.43	5.21	8.36		B8B0130	22-Feb-18	0.120 L	28-Feb-18 10:25	1
PFDaA	ND	0.828	5.21	8.36		B8B0130	22-Feb-18	0.120 L	28-Feb-18 10:25	1
PFTDA	ND	0.516	5.21	8.36		B8B0130	22-Feb-18	0.120 L	28-Feb-18 10:25	1
PFTeDA	ND	0.789	5.21	8.36		B8B0130	22-Feb-18	0.120 L	28-Feb-18 10:25	1

Labeled Standards	Type	% Recovery	Limits	Qualifiers	Batch	Extracted	Samp Size	Analyzed	Dilution
13C3-PFBS	IS	86.3	50 - 150		B8B0130	22-Feb-18	0.120 L	28-Feb-18 10:25	1
13C2-PFHxA	IS	89.2	50 - 150		B8B0130	22-Feb-18	0.120 L	28-Feb-18 10:25	1
13C4-PFHpA	IS	75.4	50 - 150		B8B0130	22-Feb-18	0.120 L	28-Feb-18 10:25	1
18O2-PFHxS	IS	96.5	50 - 150		B8B0130	22-Feb-18	0.120 L	28-Feb-18 10:25	1
13C2-PFOA	IS	64.0	50 - 150		B8B0130	22-Feb-18	0.120 L	28-Feb-18 10:25	1
13C8-PFOS	IS	77.8	50 - 150		B8B0130	22-Feb-18	0.120 L	28-Feb-18 10:25	1
13C5-PFNA	IS	86.5	50 - 150		B8B0130	22-Feb-18	0.120 L	28-Feb-18 10:25	1
13C2-PFDA	IS	84.9	50 - 150		B8B0130	22-Feb-18	0.120 L	28-Feb-18 10:25	1
d3-MeFOSAA	IS	69.3	50 - 150		B8B0130	22-Feb-18	0.120 L	28-Feb-18 10:25	1
13C2-PFOA	IS	62.1	50 - 150		B8B0130	22-Feb-18	0.120 L	28-Feb-18 10:25	1
d5-EtFOSAA	IS	62.0	50 - 150		B8B0130	22-Feb-18	0.120 L	28-Feb-18 10:25	1
13C2-PFDaA	IS	44.8	50 - 150	H	B8B0130	22-Feb-18	0.120 L	28-Feb-18 10:25	1
13C2-PFTeDA	IS	61.5	50 - 150		B8B0130	22-Feb-18	0.120 L	28-Feb-18 10:25	1

DL - Detection Limit

LOD - Limit of Detection
LOQ - Limit of quantitation

LCL-UCL- Lower control limit - upper control limit
Results reported to the DL.

When reported, PFHxS, PFOA and PFOS include both linear and branched isomers.
Only the linear isomer is reported for all other analytes.

DATA QUALIFIERS & ABBREVIATIONS

B	This compound was also detected in the method blank.
D	Dilution
E	The associated compound concentration exceeded the calibration range of the instrument.
H	Recovery and/or RPD was outside laboratory acceptance limits.
I	Chemical Interference
J	The amount detected is below the Reporting Limit/LOQ.
M	Estimated Maximum Possible Concentration. (CA Region 2 projects only)
*	See Cover Letter
Conc.	Concentration
NA	Not applicable
ND	Not Detected
TEQ	Toxic Equivalency
U	Not Detected (specific projects only)

Unless otherwise noted, solid sample results are reported in dry weight. Tissue samples are reported in wet weight.

CERTIFICATIONS

Accrediting Authority	Certificate Number
Alaska Department of Environmental Conservation	17-013
Arkansas Department of Environmental Quality	17-015-0
California Department of Health – ELAP	2892
DoD ELAP - A2LA Accredited - ISO/IEC 17025:2005	3091.01
Florida Department of Health	E87777-18
Hawaii Department of Health	N/A
Louisiana Department of Environmental Quality	01977
Maine Department of Health	2016026
Minnesota Department of Health	1322288
New Hampshire Environmental Accreditation Program	207717
New Jersey Department of Environmental Protection	CA003
New York Department of Health	11411
Oregon Laboratory Accreditation Program	4042-008
Pennsylvania Department of Environmental Protection	014
Texas Commission on Environmental Quality	T104704189-17-8
Virginia Department of General Services	9077
Washington Department of Ecology	C584
Wisconsin Department of Natural Resources	998036160

Current certificates and lists of licensed parameters are located in the Quality Assurance office and are available upon request.



CTO - 4041

CHAIN OF CUSTODY

For Laboratory Use Only
 Work Order #: 1800340 Temp: 0.1 °C
 Storage ID: WR-2 Storage Secured: Yes No

Project ID: 695610.04.FI.FS PO#: NASWI: Ault Field Sampler: Shannon Fitzsimmons
 (name)

TAT (check one): 21 days
 Rush (surcharge may apply)
 14 days 7 days Specify: 10 day

Invoice to: Name	Company	Address	City	State	Ph#	Fax#
<u>Shannon Fitzsimmons</u>	<u>Shannon Fitzsimmons</u>	<u>Shannon Fitzsimmons</u>				
Relinquished by (printed name and signature)	Date	Time	Received by (printed name and signature)	Date	Time	
<u>Shannon Fitzsimmons</u>	<u>02/15/18</u>	<u>1430</u>	<u>Marissa Sparks</u>	<u>02/20/18</u>	<u>0922</u>	
Relinquished by (printed name and signature)	Date	Time	Received by (printed name and signature)	Date	Time	

SHIP TO: Vista Analytical Laboratory 1104 Windfield Way El Dorado Hills, CA 95762 (916) 673-1520 * Fax (916) 673-0106 ATTN: _____				Method of Shipment: <u>Fed Ex</u> Tracking No.: _____		Add Analysis(es) Requested										Mod. EPA Method 537 EPA Method 537(DW only)	
				Container(s)													
				PFOA PFOS UCMR3 PFAS List 6 537 List 14 Full List of 28 Other: Please List Below													
				PFOA PFOS UCMR3 PFAS List 6 PFAS List 14													
Sample ID	Date	Time	Location/Sample Description	Quantity	Type	Matrix	PFOA PFOS	UCMR3 PFAS List 6	537 List 14	Full List of 28	Other: Please List Below	PFOA PFOS	UCMR3 PFAS List 6	PFAS List 14	Comments		
<u>WI-AF-MW-614-0218</u>	<u>02/14/18</u>	<u>11:45</u>	<u>MW-614</u>	<u>2</u>	<u>P</u>	<u>AQ</u>		<input checked="" type="checkbox"/>									
<u>WI-AF-MW-613-0218</u>		<u>16:55</u>	<u>MW-613</u>					<input checked="" type="checkbox"/>									
<u>WI-AF-FB02-021418</u>		<u>17:55</u>	<u>Field Blank</u>					<input checked="" type="checkbox"/>									
<u>WI-AF-EB02-021418</u>		<u>18:20</u>	<u>Equipment Blank</u>					<input checked="" type="checkbox"/>									
<u>WI-AF-MW-612-0218</u>	<u>02/15/18</u>	<u>11:20</u>	<u>MW-612</u>					<input checked="" type="checkbox"/>									
<u>WI-AF-MW-612-0218-MS</u>		<u>11:20</u>	<u>I</u>					<input checked="" type="checkbox"/>							<u>(2) unpres. 125mL polys</u>		
<u>WI-AF-MW-612-0218-MSD</u>		<u>11:20</u>	<u>I</u>					<input checked="" type="checkbox"/>							<u>per sample</u>		
<u>WI-AF-EB02-021518</u>		<u>12:45</u>	<u>Equipment Blank</u>					<input checked="" type="checkbox"/>							<u>9 samples</u>		
<u>WI-AF-MW-608-0218</u>		<u>15:55</u>	<u>MW-608</u>					<input checked="" type="checkbox"/>							<u>18 bottles total</u>		

Special Instructions/Comments:
Rebecca Maco CH2M
1100 112th Ave Suite 500
Belleve WA 98004
(425) 698-9394

SEND DOCUMENTATION AND RESULTS TO:

Name: Tiffany Hill
 Company: CH2M
 Address: 1100 NE Circle Blvd. Suite 300
 City: Corvallis State: OR Zip: 97330
 Phone: (541) 768-3109 Fax: _____
 Email: Tiffany.hill@ch2m.com

Container Types: P= HDPE, PJ= HDPE Jar Bottle Preservation Type: T = Thiosulfate, O = Other: _____
 Matrix Types: AQ = Aqueous, DW = Drinking Water, EF = Effluent, PP = Pulp/Paper, SD = Sediment, SL = Sludge, SO = Soil, WW = Wastewater, B = Blood/Serum, O = Other: _____



CTO-4041

CHAIN OF CUSTODY

For Laboratory Use Only

Work Order #: 1800340 Temp: 0.1 °C
Storage ID: WR-2 Storage Secured: Yes No

Project ID: NASWI: Ault Field PO#: 1695610.04.FLPS Sampler: S. Fitzsimmons
(name)

TAT (check one): Standard: 21 days
 14 days 7 days Rush (surcharge may apply) Specify: 10 day

Invoice to: Name Shannon Fitzsimmons Company Chromatix Address 02/17/18 1430 City _____ State _____ Ph# _____ Fax# _____

Relinquished by (printed name and signature) _____ Date _____ Time _____ Received by (printed name and signature) Marissa Sparks Date 02/20/18 Time 0922

Relinquished by (printed name and signature) _____ Date _____ Time _____ Received by (printed name and signature) _____ Date _____ Time _____

SHIP TO: Vista Analytical Laboratory
1104 Windfield Way
El Dorado Hills, CA 95762
(916) 673-1520 * Fax (916) 673-0106

Method of Shipment: Fed Ex
Tracking No.: _____

ATTN: _____

Add Analysis(es) Requested: _____
Container(s): _____
Mod. EPA Method 537
EPA Method 537(DW only)

Sample ID	Date	Time	Location/Sample Description	Add Analysis(es) Requested							EPA Method 537(DW only)			Comments	
				Quantity	Type	Matrix	PFOA/PFOS	UCMR3 PFAS List 6	537 List: 14	Full List of 26 Other: Please List Below	PFOA/PFOS	UCMR3 PFAS List 6	PFAS List: 14		
WI-AF-MW-606-0218	2/16/18	14:50	MW-606	2	P	AQ		X							*MW-606 + MW-607
WI-AF-MW-606P-0218	2/16/18	14:50	MW-606	2	P	AQ		X							HOLD * High Turbidity > 100 NTU
WI-AF-FB02-0216	2/16/18	15:00	F.B.	2	P	AQ		X							
WI-AF-MW-607-0218	2/17/18	11:08	MW-607	2	P	AQ		X							
WI-AF-MW-605-0218	2/17/18	13:00	MW-605	2	P	AQ		X							
WI-AF-MW-609-0218	2/17/18	15:55	MW-609	2	P	AQ		X							(2) Unpes 125ml plys per sample 12 Total sample bottles

Special Instructions/Comments:
Rebecca Moco CH2M
1100 112th Ave. Suite 300
Bellvue WA 98004
(425) 698-9394

SEND DOCUMENTATION AND RESULTS TO:

Name: Tiffany Hill
Company: CH2M
Address: 1100 NE Circle Blvd. Suite 300
City: Corvallis State: OR Zip: 97330
Phone: (541) 768-3109 Fax: _____
Email: Tiffany.hill@ch2m.com

Container Types: P = HDPE, PJ = HDPE Jar
Bottle Preservation Type: T = Thiosulfate, TZ = Trizma
Matrix Types: AQ = Aqueous, DW = Drinking Water, EF = Effluent, PP = Pulp/Paper, SD = Sediment, SL = Sludge, SO = Soil, WW = Wastewater, B = Blood/Serum, O = Other:

Sample Log-in Checklist

Vista Work Order #: 1800340 TAT 10 days

Samples Arrival:	Date/Time: 02/20/18 0904	Initials: WWS	Location: WR-2
			Shelf/Rack: N/a
Logged In:	Date/Time: 02/20/18 1127	Initials: WWS	Location: WR-2
			Shelf/Rack: F-3
Delivered By:	<input checked="" type="checkbox"/> FedEx	<input type="checkbox"/> UPS	<input type="checkbox"/> On Trac
		<input type="checkbox"/> GSO	<input type="checkbox"/> DHL
		<input type="checkbox"/> Hand Delivered	<input type="checkbox"/> Other
Preservation:	<input checked="" type="checkbox"/> Ice	<input type="checkbox"/> Blue Ice	<input type="checkbox"/> Dry Ice
	<input type="checkbox"/> None		
Temp °C:	0.2 (uncorrected)	Time: 0921	Thermometer ID: IR-4
Temp °C:	0.1 (corrected)	Probe used: Yes <input type="checkbox"/> No <input checked="" type="checkbox"/>	

	YES	NO	NA
Adequate Sample Volume Received?	✓		
Holding Time Acceptable?	✓		
Shipping Container(s) Intact?	✓		
Shipping Custody Seals Intact?	✓		
Shipping Documentation Present?	✓		
Airbill	Trk # 7897 9714 1064	✓	
Sample Container Intact?	✓		
Sample Custody Seals Intact?			✓
Chain of Custody / Sample Documentation Present?	✓		
COC Anomaly/Sample Acceptance Form completed?		✓	✓
If Chlorinated or Drinking Water Samples, Acceptable Preservation?			✓
Preservation Documented:	<input type="checkbox"/> Na ₂ S ₂ O ₃	<input type="checkbox"/> Trizma	<input checked="" type="checkbox"/> None
	<input checked="" type="checkbox"/> Yes	<input type="checkbox"/> No	<input type="checkbox"/> NA
Shipping Container	<input checked="" type="checkbox"/> Vista	<input type="checkbox"/> Client	<input checked="" type="checkbox"/> Retain
	<input type="checkbox"/> Return	<input type="checkbox"/> Dispose	

Comments:

EXTRACTION INFORMATION

Process Sheet
 Workorder: **1800340**



Prep Expiration: 2018-Feb-28
 Client: CH2M Hill

Workorder Due: **02-Mar-18 00:00**

TAT: 10

Method: **537M PFAS DOD (LOQ as mRL)**
 Matrix: **Aqueous**

Prep Batch: B8B0130 *KC 2/23/18*

Prep Data Entered: *KC 2/23/18*
 Date and Initials

Version: 537 (14 Analyte)
 DoD: **DoD QSM 5.1**

Initial Sequence: _____

LabSampID	A/B	Prep Rec	Spike Rec	ClientSampleID	Comments	Location	Container
1800340-01	<u>A</u>	<input checked="" type="checkbox"/>	<input checked="" type="checkbox"/>	WI-AF-MW-614-0218		WR-2 F-3	HDPE Bottle, 125 mL
1800340-02		<input checked="" type="checkbox"/>	<input checked="" type="checkbox"/>	WI-AF-MW-613-0218		WR-2 F-3	HDPE Bottle, 125 mL
1800340-03		<input checked="" type="checkbox"/>	<input checked="" type="checkbox"/>	WI-AF-FB02-021418		WR-2 F-3	HDPE Bottle, 125 mL
1800340-04		<input checked="" type="checkbox"/>	<input checked="" type="checkbox"/>	WI-AF-EB02-021418		WR-2 F-3	HDPE Bottle, 125 mL
1800340-05	<u>A, B, C</u>	<input checked="" type="checkbox"/>	<input checked="" type="checkbox"/>	WI-AF-MW-612-0218	MS/MSD	WR-2 F-3	HDPE Bottle, 125 mL
1800340-06	<u>A</u>	<input checked="" type="checkbox"/>	<input checked="" type="checkbox"/>	WI-AF-EB02-021518		WR-2 F-3	HDPE Bottle, 125 mL
1800340-07		<input checked="" type="checkbox"/>	<input checked="" type="checkbox"/>	WI-AF-MW-608-0218		WR-2 F-3	HDPE Bottle, 125 mL
1800340-08		<input checked="" type="checkbox"/>	<input checked="" type="checkbox"/>	WI-AF-MW-606-0218		WR-2 F-3	HDPE Bottle, 125 mL
1800340-09		<input checked="" type="checkbox"/>	<input checked="" type="checkbox"/>	WI-AF-MW-606P-0218		WR-2 F-3	HDPE Bottle, 125 mL
1800340-10		<input checked="" type="checkbox"/>	<input checked="" type="checkbox"/>	WI-AF-FB02-021618		WR-2 F-3	HDPE Bottle, 125 mL
1800340-11		<input checked="" type="checkbox"/>	<input checked="" type="checkbox"/>	WI-AF-MW-607-0218		WR-2 F-3	HDPE Bottle, 125 mL
1800340-12		<input checked="" type="checkbox"/>	<input checked="" type="checkbox"/>	WI-AF-MW-605-0218		WR-2 F-3	HDPE Bottle, 125 mL
1800340-13		<input checked="" type="checkbox"/>	<input checked="" type="checkbox"/>	WI-AF-MW-609-0218		WR-2 F-3	HDPE Bottle, 125 mL

Pre-Prep Check Out: FR 2-21-18
 Pre-Prep Check In: KC 2/21/18

Prep Check Out: KC 2/22/18
 Prep Check In: NA

Prep Reconciled Initials/Date: FR 2-21-18
 Spike Reconciled Initials/Date: KC 2/22/18
 VialBoxID: DIB

LabNumber	WetWeight (Initial)	% Solids (Extraction Solids)	DryWeight	Final	Extracted	Ext By	Spike	SpikeAmount	ClientMatrix	Analysis
1800340-01	0.11804 ✓	NA	NA	1000	22-Feb-18 08:35	KC			Aqueous	537M PFAS DOD (LOQ as
1800340-02	0.11332 ✓	↓	↓	1000	22-Feb-18 08:35	KC			Aqueous	537M PFAS DOD (LOQ as
1800340-03	0.12011 ✓			1000	22-Feb-18 08:35	KC			Aqueous	537M PFAS DOD (LOQ as
1800340-04	0.12032 ✓			1000	22-Feb-18 08:35	KC			Aqueous	537M PFAS DOD (LOQ as
1800340-05	0.12001 ✓			1000	22-Feb-18 08:35	KC			Aqueous	537M PFAS DOD (LOQ as
1800340-06	0.12104 ✓			1000	22-Feb-18 08:35	KC			Aqueous	537M PFAS DOD (LOQ as
1800340-07	0.11965 ✓			1000	22-Feb-18 08:35	KC			Aqueous	537M PFAS DOD (LOQ as
1800340-08	0.11972 ✓			1000	22-Feb-18 08:35	KC			Aqueous	537M PFAS DOD (LOQ as
1800340-09	0.11838 ✓			1000	22-Feb-18 08:35	KC			Aqueous	537M PFAS DOD (LOQ as
1800340-10	0.12267 ✓			1000	22-Feb-18 08:35	KC			Aqueous	537M PFAS DOD (LOQ as
1800340-11	0.11368 ✓			1000	22-Feb-18 08:35	KC			Aqueous	537M PFAS DOD (LOQ as
1800340-12	0.11974 ✓			1000	22-Feb-18 08:35	KC			Aqueous	537M PFAS DOD (LOQ as
1800340-13	0.11956 ✓			1000	22-Feb-18 08:35	KC			Aqueous	537M PFAS DOD (LOQ as
1800341-01	0.11794 ✓					1000	22-Feb-18 08:35	KC		
1800341-02	0.12097 ✓			1000	22-Feb-18 08:35	KC			Aqueous	537M PFAS DOD (LOQ as
1800341-03	0.11995 ✓			1000	22-Feb-18 08:35	KC			Aqueous	537M PFAS DOD (LOQ as
1800341-04	0.11668 ✓			1000	22-Feb-18 08:35	KC			Aqueous	537M PFAS DOD (LOQ as
1800341-05	0.12143 ✓			1000	22-Feb-18 08:35	KC			Aqueous	537M PFAS DOD (LOQ as
1800342-20	0.11976 ✓			1000	22-Feb-18 08:35	KC			Aqueous	537M PFAS DOD (LOQ as
1800342-21	0.12006 ✓			1000	22-Feb-18 08:35	KC			Aqueous	537M PFAS DOD (LOQ as
B8B0130-BLK1	0.125 ✓			1000	22-Feb-18 08:35	KC				QC
B8B0130-BS1	0.125 ✓			1000	22-Feb-18 08:35	KC	17L2103 ✓	10 ✓		QC
B8B0130-MS1	0.11711 ✓			1000	22-Feb-18 08:35	KC	17L2103 ✓	10 ✓		QC
B8B0130-MSD1	0.11705 ✓			1000	22-Feb-18 08:35	KC	17L2103 ✓	10 ✓		QC

KC 2/23/18

PREPARATION BENCH SHEET

Matrix: Aqueous

Method: 537M PFAS DOD (LOQ as mL)

B8B0130

Chemist: KC
 Prep Date/Time: 21-Feb-18 08:35
 22
 KC 2/22/18

Prepared using: LCMS - SPE Extraction-LCMS

		Date/Initials: <u>HB 2/22/18 FR</u>			Balance ID: <u>HRMS-8</u>						
Cen	VISTA Sample ID	pH Before	pH After	Chlorine (Cl)	Drops HCl Added	Bottle + Sample (g)	Bottle Only (g)	Sample Amt. (L)	IS/NS CHEM/WIT DATE	SPE	RS CHEM/WIT DATE
<input type="checkbox"/>	B8B0130-BLK1	5	2	0	2	144.25 ^{FR 2-21-18} NA	NA	(0.125) ✓	KC FR 2/22/18	KC 2/22/18	KC MA 2/22/18
<input type="checkbox"/>	B8B0130-BS1	5	2	0	2	↓	↓	↓ ✓	↓	↓	↓
<input type="checkbox"/>	B8B0130-MS1 1800340-05	6	2	0	6	144.02	26.91	0.11711 ✓	↓	↓	↓
<input type="checkbox"/>	B8B0130-MSD1 1800340-05	6	2	0	6	143.81	26.76	0.11705 ✓	↓	↓	↓
<input checked="" type="checkbox"/>	1800340-01	6	2	0	6	144.71	26.67	0.11804 ✓	↓	↓	↓
<input checked="" type="checkbox"/>	1800340-02	6	2	0	6	140.13	26.81	0.11332 ✓	↓	↓	↓
<input type="checkbox"/>	1800340-03	4	2	0	2	146.94	26.83	0.12011 ✓	↓	↓	↓
<input type="checkbox"/>	1800340-04	4	2	0	2	147.09	26.77	0.12032 ✓	↓	↓	↓
<input checked="" type="checkbox"/>	1800340-05	6	2	0	6	146.77	26.76	0.12001 ✓	↓	↓	↓
<input type="checkbox"/>	1800340-06	4	2	0	2	147.77	26.73	0.12104 ✓	↓	↓	↓
<input checked="" type="checkbox"/>	1800340-07	6	2	0	4	146.33	26.68	0.11905 ✓	↓	↓	↓
<input checked="" type="checkbox"/>	1800340-08	6	2	0	4	146.44	26.72	0.11972 ✓	↓	↓	↓
<input checked="" type="checkbox"/>	1800340-09	6	2	0	4	144.95	26.57	0.11838 ✓	↓	↓	↓
<input type="checkbox"/>	1800340-10	4	2	0	4	146.149.60 ^{FR 2-21-18}	26.93	0.12267 ✓	↓	↓	↓
<input checked="" type="checkbox"/>	1800340-11	^{(A)(B)} 6	2	0	4	140.61	26.93	0.11368 ✓	↓	↓	↓
<input checked="" type="checkbox"/>	1800340-12	↓ 6	2	0	4	146.72	26.98	0.11974 ✓	↓	↓	↓

IS: 17L2101, 10 μL (V1)
 IS SUP: NA
 NS: 17L2103, 10 μL (V2)
 RS: 17L2332, 10 μL (V1)

SPE Chem: Strata-X AW 33 μm 200 mg/mL
 Ele SOLV: MeOH / 5% NH₄OH in MeOH
 Final Volume(s) 1 mL

Notes:
 (A) Foamy after being shaken FR 2-21-18
 (B) Sample clogged cartridge after ~75 mL passed through. Sample then divided between one other cartridge to be combined after blowing down to ~.5 mL. KC 2/22/18.

Comments: Assume 1 g = 1 mL
 Cen = Centrifuged

PREPARATION BENCH SHEET

Matrix: Aqueous

Method: 537M PFAS DOD (LOQ as mRL)

B8B0130

Chemist: KL

Prep Date/Time: 21-Feb-18 08:35

22
KL 2/22/18

Prepared using: LCMS - SPE Extraction-LCMS

Cen	VISTA Sample ID	Date/Initials: <u>2-21-18 FR</u>				BalanceID: <u>HRMS-8</u>			IS/NS CHEM/WIT DATE	SPE	RS CHEM/WIT DATE
		pH Before	pH After	Chlorine (Cl)	Drops HCl Added	Bottle + Sample (g)	Bottle Only (g)	Sample Amt. (L)			
<input checked="" type="checkbox"/>	1800340-13	6	2	0	4	146.40	26.84	0.11956 ✓	<u>KL FR 2/22/18</u>	<u>KL 2/22/18</u>	<u>KL NA 2/22/18</u>
<input type="checkbox"/>	1800341-01	6	2	0	5	144.77	26.83	0.11794	↓	↓	↓
<input type="checkbox"/>	1800341-02	6	2	0	4	148.04	27.07	0.12097	↓	↓	↓
<input type="checkbox"/>	1800341-03	6	2	0	4	146.93	26.98	0.11995	↓	↓	↓
<input type="checkbox"/>	1800341-04	<u>4.6^{FR}</u>	<u>2</u>	0	4	143.78	27.10	0.11668	↓	↓	↓
<input type="checkbox"/>	1800341-05	4	2	0	4	148.27	26.84	0.12143	↓	↓	↓
<input type="checkbox"/>	1800342-20	6	2	0	4	146.64	26.88	0.11976	↓	↓	↓
<input type="checkbox"/>	1800342-21	4	2	0	4	146.86	26.80	0.12006	↓	↓	↓

IS: <u>17L2601, 10 µL (V1)</u>	SPE Chem: <u>Strata-XAN 33um 200mg</u>	Notes: <u>⊙ Test tube fell over when taking off N-evap. Sample will be Rx'd FR 2-22-18</u>
IS SUP: <u>NA</u>	Ele SOLV: <u>MeOH, 5% Nitrothion MeOH</u>	
NS: <u>17L2103, 10 µL (V2)</u>	Final Volume(s) <u>1 mL</u>	
RS: <u>17L2332, 10 µL (V1)</u>		

Comments: Assume 1 g = 1 mL
Cen = Centrifuged

SAMPLE DATA – MODIFIED EPA METHOD 537

Dataset: Z:\Projects\PFAS.PRO\Results\180227M1\180027M1-62.qld

Last Altered: Thursday, March 01, 2018 11:48:20 Pacific Standard Time

Printed: Thursday, March 01, 2018 11:50:16 Pacific Standard Time

Method: Z:\Projects\PFAS.PRO\MethDB\PFAS_FULL_80C_022718.mdb 28 Feb 2018 13:19:45

Calibration: Z:\Projects\PFAS.PRO\CurveDB\C18_VAL-PFAS_Q4_02-27-18-FULL.cdb 28 Feb 2018 11:20:16

Name: 180227M1_62, Date: 28-Feb-2018, Time: 06:58:58, ID: B8B0130-BLK1 Method Blank 0.125, Description: Method Blank

	# Name	Trace	Area	IS Area	Wt./Vol.	RRF	Pred.RT	RT	y Axis Resp.	Conc.	%Rec
1	3 PFBS	299.0 > 79.7	7.24e0	1.62e3	0.125		2.60	2.78	0.0557	0.1715	
2	5 PFHxA	313.2 > 268.9		3.41e3	0.125		3.19				
3	7 PFHpA	363.0 > 318.9		7.94e3	0.125		3.81				
4	8 L-PFHxS	398.9 > 79.6	6.96e0	1.07e3	0.125		4.17	4.01	0.0813		
5	11 L-PFOA	413 > 368.7	1.32e2	1.30e4	0.125		4.40	4.40	0.126		
6	14 PFNA	463.0 > 418.8	6.32e1	9.61e3	0.125		4.76	4.84	0.0821	0.0929	
7	16 L-PFOS	499 > 79.9	4.71e-1	2.78e3	0.125		4.90	4.90	0.00212	0.1292	
8	18 PFDA	513 > 468.8	6.49e1	1.02e4	0.125		5.14	5.21	0.0794	0.1351	
9	21 N-MeFOSAA	570.1 > 419		3.80e3	0.125		5.29				
10	22 N-EtFOSAA	584.2 > 419		4.39e3	0.125		5.45				
11	23 PFUdA	563.0 > 518.9	8.78e1	1.33e4	0.125		5.46	5.52	0.0823		

Dataset: Z:\Projects\PFAS.PRO\Results\180227M1\180027M1-62.qld

Last Altered: Thursday, March 01, 2018 11:48:20 Pacific Standard Time

Printed: Thursday, March 01, 2018 11:50:28 Pacific Standard Time

Method: Z:\Projects\PFAS.PRO\MethDB\PFAS_FULL_80C_022718.mdb 28 Feb 2018 13:19:45

Calibration: Z:\Projects\PFAS.PRO\CurveDB\C18_VAL-PFAS_Q4_02-27-18-FULL.cdb 28 Feb 2018 11:20:16

Name: 180227M1_62, Date: 28-Feb-2018, Time: 06:58:58, ID: B8B0130-BLK1 Method Blank 0.125, Description: Method Blank

#	Name	Trace	Area	IS Area	Wt./Vol.	RRF	Pred.RT	RT	y Axis Resp.	Conc.	%Rec
1	25	PFDa	612.9 > 569.0	9.80e3	0.125		5.74				
2	27	PFTDA	662.9 > 618.9	9.80e3	0.125		5.98				
3	28	PFTeDA	712.9 > 668.8	6.97e1	6.63e3	0.125	6.20	6.28	0.131		
4	36	13C3-PFBS	302. > 98.8	1.62e3	1.25e4	0.125	0.131	2.69	2.77	1.62	98.5244
5	37	13C2-PFHxA	315 > 269.8	3.41e3	1.25e4	0.125	0.740	3.19	3.26	3.40	36.7300
6	38	13C4-PFHpA	367.2 > 321.8	7.94e3	1.25e4	0.125	0.776	3.81	3.87	7.91	81.5058
7	39	18O2-PFHxS	403.0 > 102.6	1.07e3	3.47e3	0.125	0.412	3.96	4.02	3.85	74.7736
8	40	13C2-PFOA	414.9 > 369.7	1.30e4	9.30e3	0.125	1.891	4.33	4.40	17.5	74.1085
9	41	13C5-PFNA	468.2 > 422.9	9.61e3	1.27e4	0.125	0.959	4.76	4.83	9.46	78.8879
10	42	13C8-PFOSA	506.1 > 77.7	2.12e3	1.59e4	0.125	0.308	4.83	4.90	1.67	43.3145
11	43	13C8-PFOS	507.0 > 79.9	2.78e3	3.54e3	0.125	1.096	4.84	4.91	9.81	71.5848
12	44	13C2-PFDA	515.1 > 469.9	1.02e4	1.48e4	0.125	0.926	5.14	5.20	8.65	74.7198
13	45	d3-N-MeFOSAA	573.3 > 419	3.80e3	1.59e4	0.125	0.359	5.29	5.36	2.99	66.6133
14	46	d5-N-EtFOSAA	589.3 > 419	4.39e3	1.59e4	0.125	0.435	5.45	5.51	3.44	63.3728
15	47	13C2-PFUdA	565 > 519.8	1.33e4	1.59e4	0.125	1.138	5.46	5.53	10.5	73.5711
16	48	13C2-PFDoA	615.0 > 569.7	9.80e3	1.59e4	0.125	1.059	5.74	5.81	7.69	58.1360
17	49	d3-N-MeFOSA	515.2 > 168.9		1.59e4	0.125	0.151	5.84			
18	50	13C2-PFTeDA	714.8 > 669.6	6.63e3	1.59e4	0.125	0.484	6.20	6.28	5.21	86.0720
19	51	d5-N-ETFOSA	531.1 > 168.9		1.59e4	0.125	0.215	6.22			
20	52	13C2-PFHxDA	815 > 769.7	5.13e3	1.59e4	0.125	0.741	6.51	6.60	4.03	43.4838
21	53	d7-N-MeFOSE	623.1 > 58.9		1.59e4	0.125	0.186	6.31			
22	54	d9-N-EtFOSE	639.2 > 58.8		1.59e4	0.125	0.159	6.45			
23	55	13C4-PFBA	217. > 171.8	1.08e4	1.08e4	0.125	1.000	1.46	1.53	12.5	100.0000
24	56	13C5-PFHxA	318 > 272.9	1.25e4	1.25e4	0.125	1.000	3.19	3.26	12.5	100.0000
25	57	13C3-PFHxS	401.9 > 79.9	3.47e3	3.47e3	0.125	1.000	3.96	4.02	12.5	100.0000
26	58	13C8-PFOA	421.3 > 376	9.30e3	9.30e3	0.125	1.000	4.33	4.40	12.5	100.0000
27	59	13C9-PFNA	472.2 > 426.9	1.27e4	1.27e4	0.125	1.000	4.70	4.83	12.5	100.0000
28	60	13C4-PFOS	503 > 79.9	3.54e3	3.54e3	0.125	1.000	4.84	4.91	12.5	100.0000
29	61	13C6-PFDA	519.1 > 473.7	1.48e4	1.48e4	0.125	1.000	5.14	5.20	12.5	100.0000
30	62	13C7-PFUdA	570.1 > 524.8	1.59e4	1.59e4	0.125	1.000	5.46	5.52	12.5	100.0000
31	63	Total PFHxS	398.9 > 79.6	6.96e0	1.07e3	0.125		3.85		0.000	
32	64	Total PFOA	413 > 368.7	1.32e2	1.30e4	0.125		4.21		0.000	

Dataset: Z:\Projects\PFAS.PRO\Results\180227M1\180027M1-62.qld

Last Altered: Thursday, March 01, 2018 11:48:20 Pacific Standard Time

Printed: Thursday, March 01, 2018 11:50:28 Pacific Standard Time

Name: 180227M1_62, Date: 28-Feb-2018, Time: 06:58:58, ID: B8B0130-BLK1 Method Blank 0.125, Description: Method Blank

	# Name	Trace	Area	IS Area	Wt./Vol.	RRF	Pred.RT	RT	y Axis Resp.	Conc.	%Rec
33	65 Total PFOS	499 > 79.9	4.71e-1	2.78e3	0.125		4.73		0.00212	0.1292	
34	66 Total N-MeFOSAA	570.1 > 419	0.00e0	3.80e3	0.125		5.29		0.000		
35	67 Total N-EtFOSAA	584.2 > 419	0.00e0	4.39e3	0.125		5.45		0.000		

Dataset: Z:\Projects\PFAS.PRO\Results\180227M1\180027M1-62.qld

Last Altered: Thursday, March 01, 2018 11:48:20 Pacific Standard Time

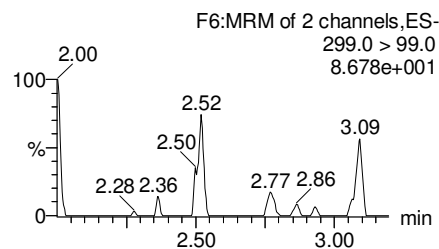
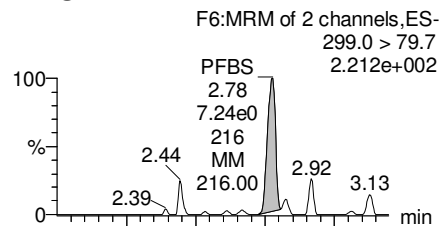
Printed: Thursday, March 01, 2018 11:50:28 Pacific Standard Time

Method: Z:\Projects\PFAS.PRO\MethDB\PFAS_FULL_80C_022718.mdb 28 Feb 2018 13:19:45

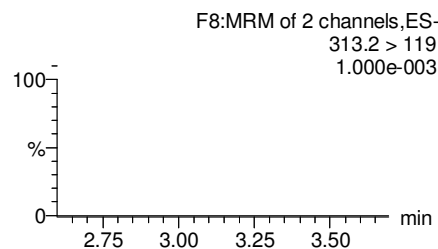
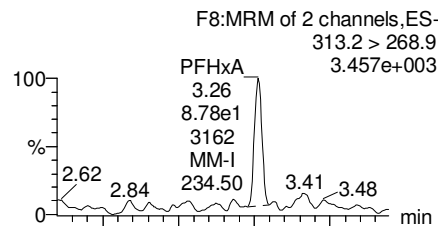
Calibration: Z:\Projects\PFAS.PRO\CurveDB\C18_VAL-PFAS_Q4_02-27-18-FULL.cdb 28 Feb 2018 11:20:16

Name: 180227M1_62, Date: 28-Feb-2018, Time: 06:58:58, ID: B8B0130-BLK1 Method Blank 0.125, Description: Method Blank

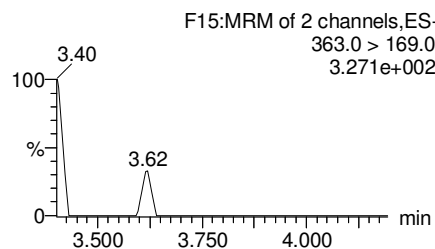
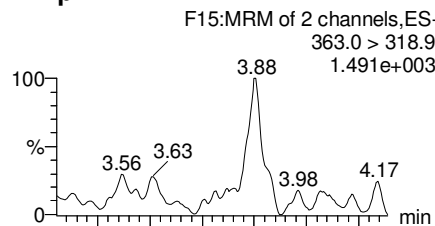
PFBS



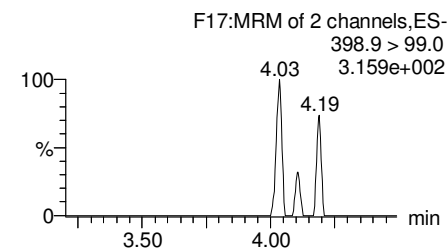
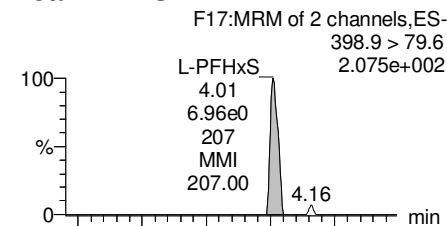
PFHxA



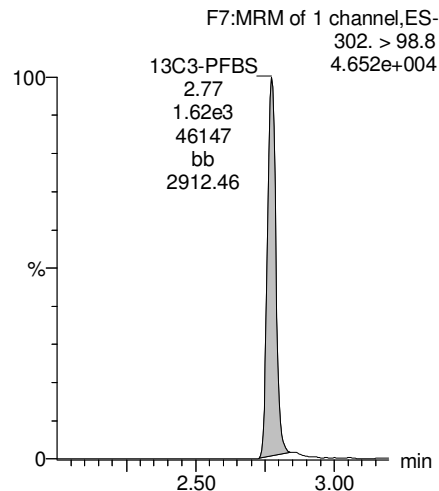
PFHpA



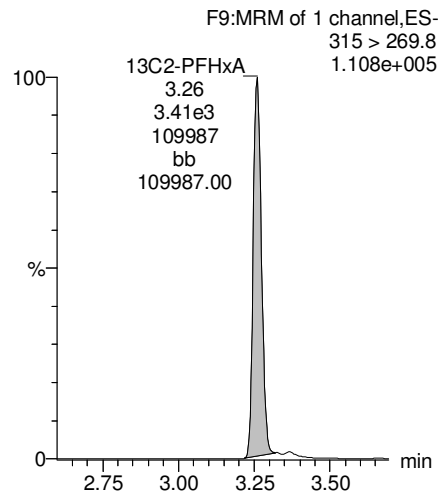
Total PFHxS



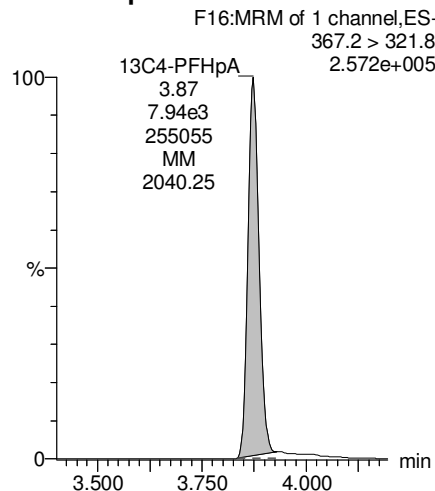
13C3-PFBS



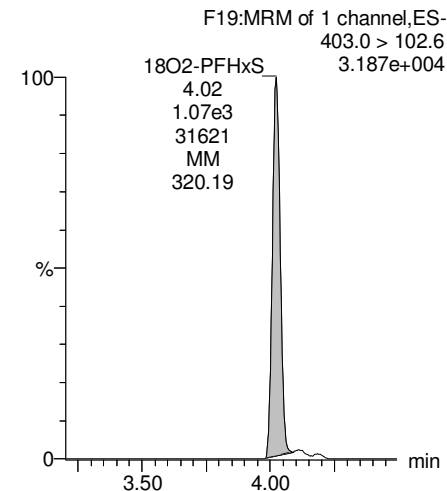
13C2-PFHxA



13C4-PFHpA



18O2-PFHxS



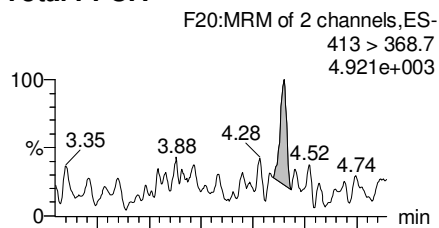
Dataset: Z:\Projects\PFAS.PRO\Results\180227M1\180027M1-62.qld

Last Altered: Thursday, March 01, 2018 11:48:20 Pacific Standard Time

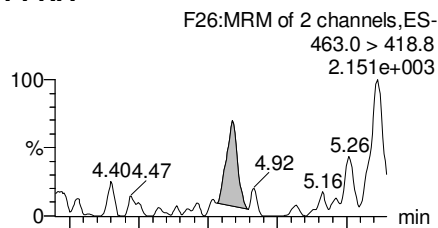
Printed: Thursday, March 01, 2018 11:50:28 Pacific Standard Time

Name: 180227M1_62, Date: 28-Feb-2018, Time: 06:58:58, ID: B8B0130-BLK1 Method Blank 0.125, Description: Method Blank

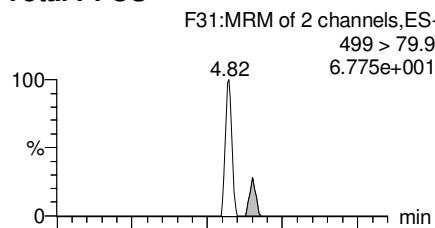
Total PFOA



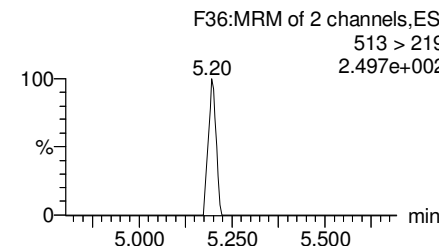
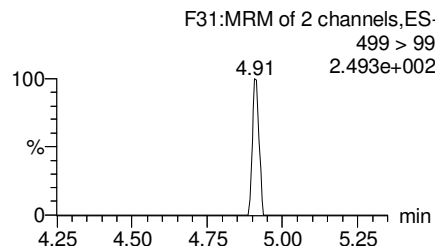
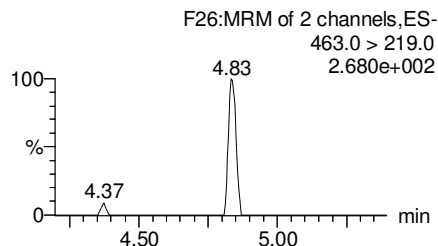
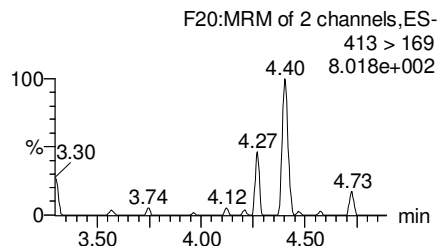
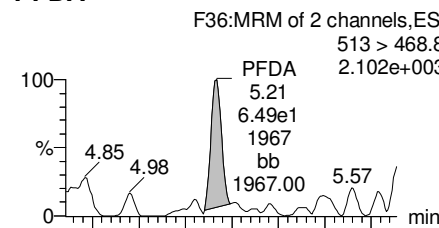
PFNA



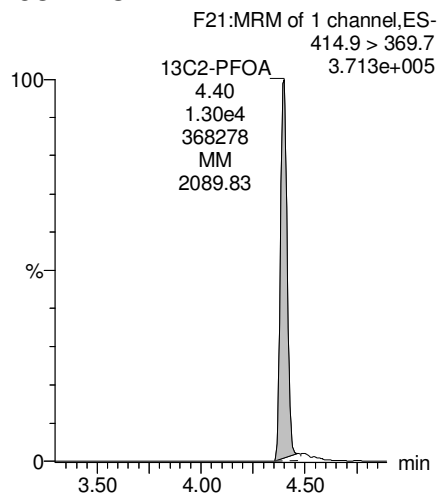
Total PFOS



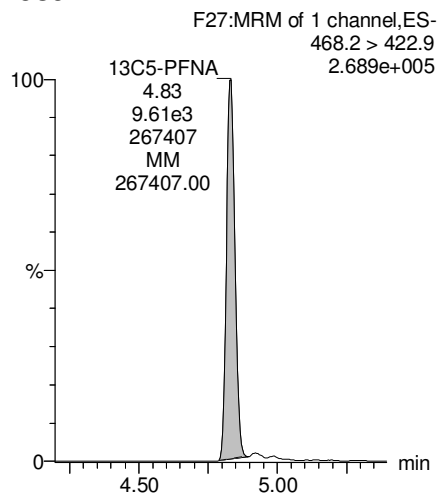
PFDA



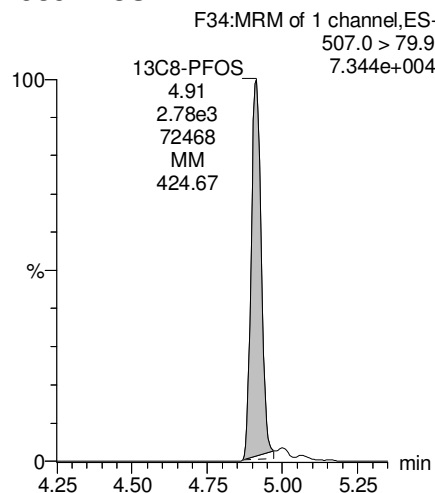
13C2-PFOA



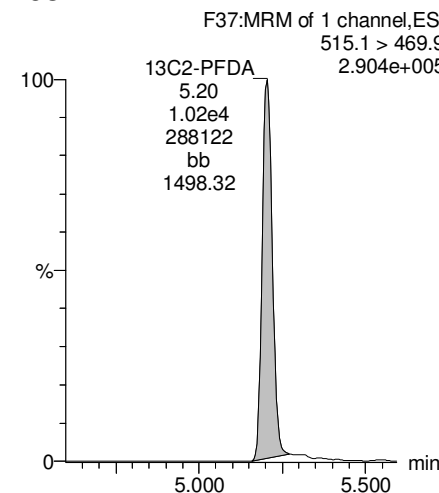
13C5-PFNA



13C8-PFOS



13C2-PFDA



Dataset: Z:\Projects\PFAS.PRO\Results\180227M1\180027M1-62.qld

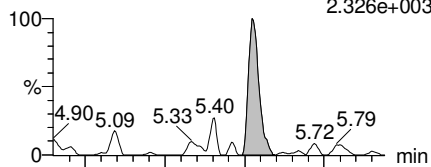
Last Altered: Thursday, March 01, 2018 11:48:20 Pacific Standard Time

Printed: Thursday, March 01, 2018 11:50:28 Pacific Standard Time

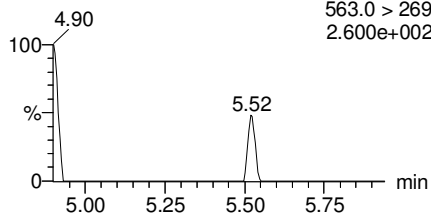
Name: 180227M1_62, Date: 28-Feb-2018, Time: 06:58:58, ID: B8B0130-BLK1 Method Blank 0.125, Description: Method Blank

PFUdA

F45:MRM of 2 channels,ES-
563.0 > 518.9
2.326e+003

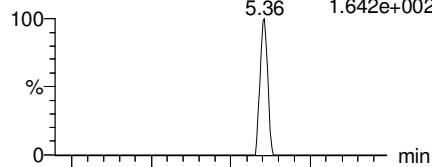


F45:MRM of 2 channels,ES-
563.0 > 269
2.600e+002

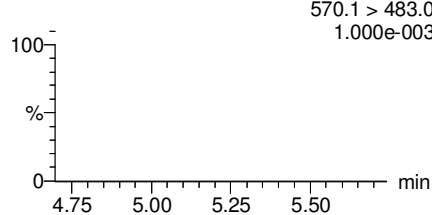


N-MeFOSAA

F47:MRM of 2 channels,ES-
570.1 > 419
1.642e+002

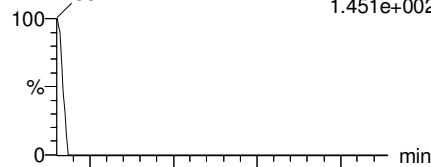


F47:MRM of 2 channels,ES-
570.1 > 483.0
1.000e-003

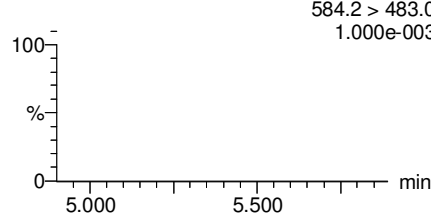


N-EtFOSAA

F50:MRM of 2 channels,ES-
584.2 > 419
1.451e+002

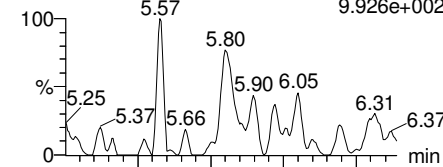


F50:MRM of 2 channels,ES-
584.2 > 483.0
1.000e-003

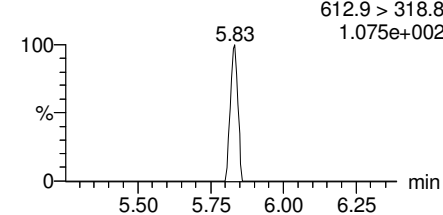


PFDaA

F53:MRM of 4 channels,ES-
612.9 > 569.0
9.926e+002

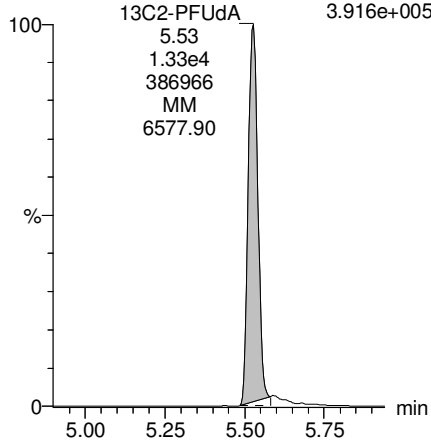


F53:MRM of 4 channels,ES-
612.9 > 318.8
1.075e+002



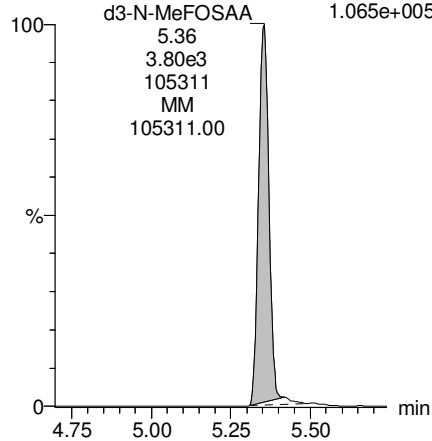
13C2-PFUdA

F46:MRM of 1 channel,ES-
565 > 519.8
3.916e+005



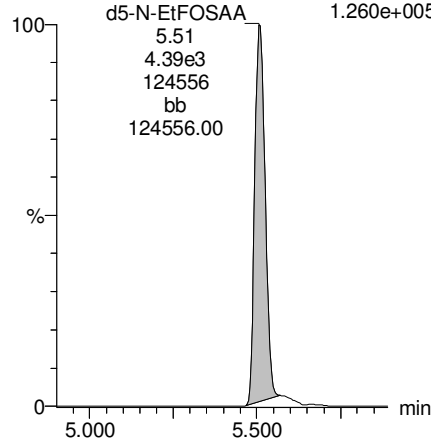
d3-N-MeFOSAA

F49:MRM of 1 channel,ES-
573.3 > 419
1.065e+005



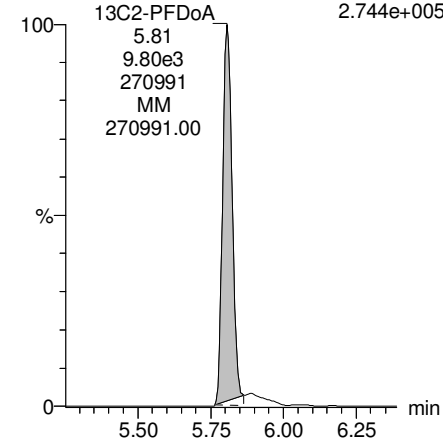
d5-N-EtFOSAA

F51:MRM of 1 channel,ES-
589.3 > 419
1.260e+005



13C2-PFDaA

F54:MRM of 2 channels,ES-
615.0 > 569.7
2.744e+005



Dataset: Z:\Projects\PFAS.PRO\Results\180227M1\180027M1-62.qld

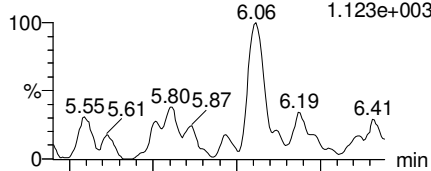
Last Altered: Thursday, March 01, 2018 11:48:20 Pacific Standard Time

Printed: Thursday, March 01, 2018 11:50:28 Pacific Standard Time

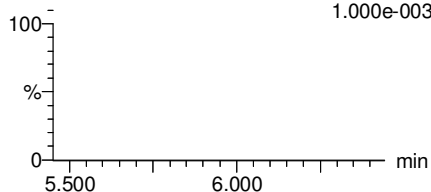
Name: 180227M1_62, Date: 28-Feb-2018, Time: 06:58:58, ID: B8B0130-BLK1 Method Blank 0.125, Description: Method Blank

PFTrDA

F59:MRM of 2 channels,ES-
662.9 > 618.9
1.123e+003

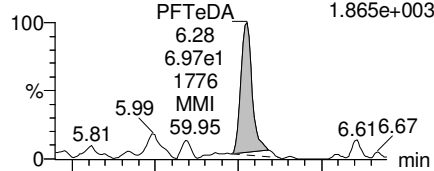


F59:MRM of 2 channels,ES-
662.9 > 319
1.000e-003

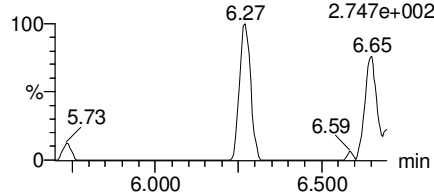


PFTeDA

F60:MRM of 2 channels,ES-
712.9 > 668.8
1.865e+003

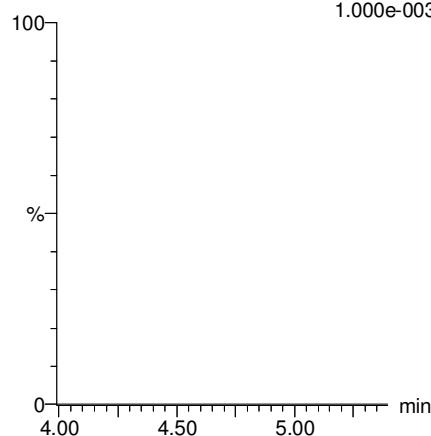


F60:MRM of 2 channels,ES-
712.9 > 369
2.747e+002



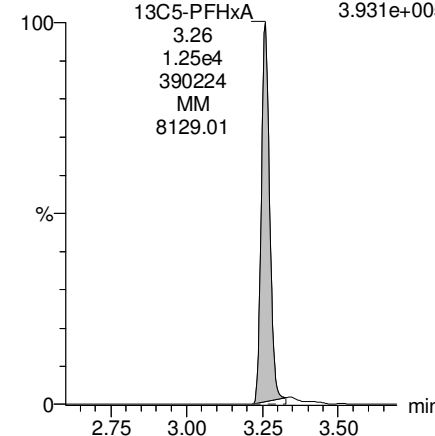
TCDA

F30:MRM of 3 channels,ES-
498.3 > 106.9
1.000e-003



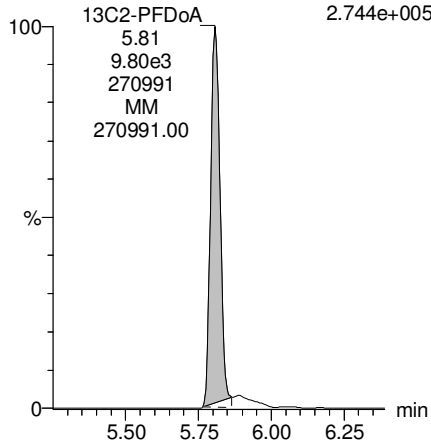
13C5-PFHxA

F10:MRM of 1 channel,ES-
318 > 272.9
3.931e+005



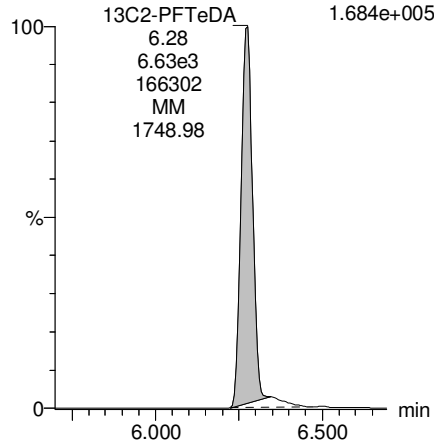
13C2-PFDoA

F54:MRM of 2 channels,ES-
615.0 > 569.7
2.744e+005



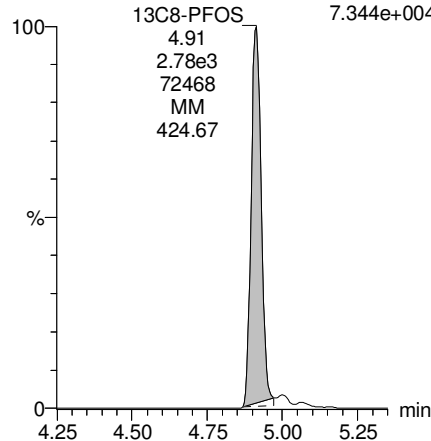
13C2-PFTeDA

F61:MRM of 2 channels,ES-
714.8 > 669.6
1.684e+005



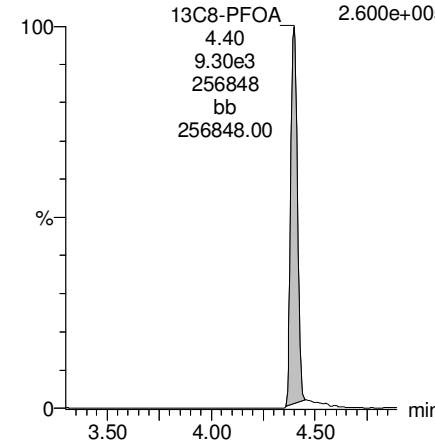
13C8-PFOS

F34:MRM of 1 channel,ES-
507.0 > 79.9
7.344e+004



13C8-PFOA

F22:MRM of 1 channel,ES-
421.3 > 376
2.600e+005



Dataset: Z:\Projects\PFAS.PRO\Results\180227M1\180027M1-62.qld

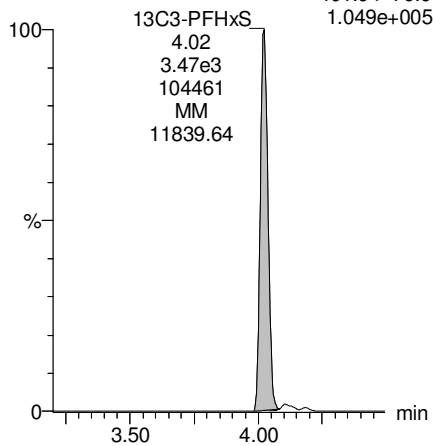
Last Altered: Thursday, March 01, 2018 11:48:20 Pacific Standard Time

Printed: Thursday, March 01, 2018 11:50:28 Pacific Standard Time

Name: 180227M1_62, Date: 28-Feb-2018, Time: 06:58:58, ID: B8B0130-BLK1 Method Blank 0.125, Description: Method Blank

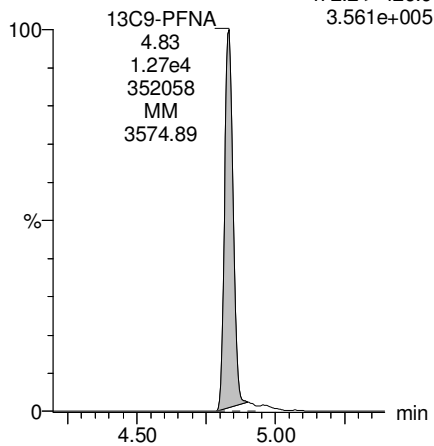
13C3-PFHxS

F18:MRM of 1 channel,ES-
401.9 > 79.9
1.049e+005



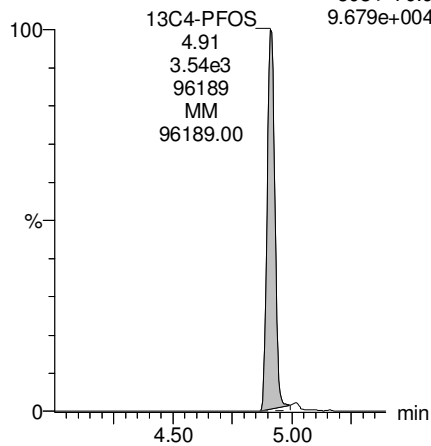
13C9-PFNA

F28:MRM of 1 channel,ES-
472.2 > 426.9
3.561e+005



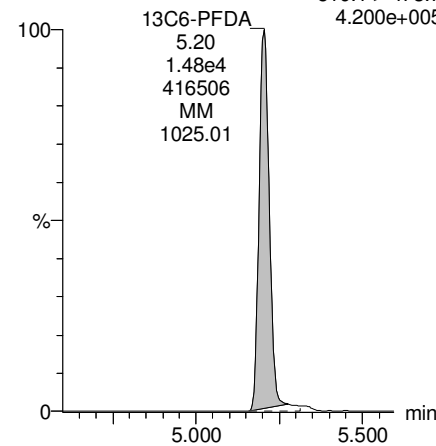
13C4-PFOS

F32:MRM of 1 channel,ES-
503 > 79.9
9.679e+004



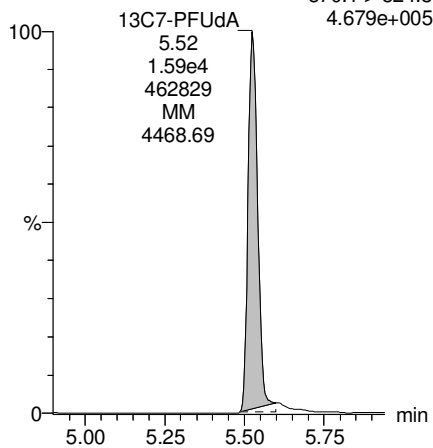
13C6-PFDA

F39:MRM of 1 channel,ES-
519.1 > 473.7
4.200e+005



13C7-PFUDA

F48:MRM of 1 channel,ES-
570.1 > 524.8
4.679e+005



Dataset: Z:\Projects\PFAS.PRO\Results\180227M1\180027M1-61.qld

Last Altered: Thursday, March 01, 2018 11:31:43 Pacific Standard Time

Printed: Thursday, March 01, 2018 11:34:04 Pacific Standard Time

Method: Z:\Projects\PFAS.PRO\MethDB\PFAS_FULL_80C_022718.mdb 28 Feb 2018 13:19:45

Calibration: Z:\Projects\PFAS.PRO\CurveDB\C18_VAL-PFAS_Q4_02-27-18-FULL.cdb 28 Feb 2018 11:20:16

Name: 180227M1_61, Date: 28-Feb-2018, Time: 06:47:28, ID: B8B0130-BS1 OPR 0.125, Description: OPR

	# Name	Trace	Area	IS Area	Wt./Vol.	RRF	Pred.RT	RT	y Axis Resp.	Conc.	%Rec
1	3 PFBS	299.0 > 79.7	2.10e3	1.44e3	0.125		2.60	2.77	18.2	82.7762	103.5
2	5 PFHxA	313.2 > 268.9	9.29e3	3.02e3	0.125		3.19	3.26	15.4	79.4909	99.4
3	7 PFHpA	363.0 > 318.9	7.96e3	6.60e3	0.125		3.81	3.87	15.1	97.5310	121.9
4	8 L-PFHxS	398.9 > 79.6	1.75e3	1.12e3	0.125		4.17	4.02	19.5	87.0994	108.9
5	11 L-PFOA	413 > 368.7	9.92e3	1.18e4	0.125		4.40	4.40	10.5	88.7720	111.0
6	14 PFNA	463.0 > 418.8	1.03e4	8.80e3	0.125		4.76	4.83	14.6	94.5482	118.2
7	16 L-PFOS	499 > 79.9	2.96e3	3.05e3	0.125		4.90	4.91	12.1	100.7737	126.0
8	18 PFDA	513 > 468.8	9.40e3	7.67e3	0.125		5.14	5.20	15.3	82.1043	102.6
9	21 N-MeFOSAA	570.1 > 419	3.67e3	3.96e3	0.125		5.29	5.36	11.6	64.9208	81.2
10	22 N-EtFOSAA	584.2 > 419	3.13e3	3.69e3	0.125		5.45	5.51	10.6	81.7513	102.2
11	23 PFUdA	563.0 > 518.9	8.36e3	1.02e4	0.125		5.46	5.53	10.2	92.6836	115.9

Dataset: Z:\Projects\PFAS.PRO\Results\180227M1\180027M1-61.qld

Last Altered: Thursday, March 01, 2018 11:31:43 Pacific Standard Time

Printed: Thursday, March 01, 2018 11:34:21 Pacific Standard Time

Method: Z:\Projects\PFAS.PRO\MethDB\PFAS_FULL_80C_022718.mdb 28 Feb 2018 13:19:45

Calibration: Z:\Projects\PFAS.PRO\CurveDB\C18_VAL-PFAS_Q4_02-27-18-FULL.cdb 28 Feb 2018 11:20:16

Name: 180227M1_61, Date: 28-Feb-2018, Time: 06:47:28, ID: B8B0130-BS1 OPR 0.125, Description: OPR

#	Name	Trace	Area	IS Area	Wt./Vol.	RRF	Pred.RT	RT	y Axis Resp.	Conc.	%Rec
1	25 PFDaA	612.9 > 569.0	9.18e3	9.97e3	0.125		5.74	5.81	11.5	86.6965	108.4
2	27 PFTrDA	662.9 > 618.9	1.17e4	9.97e3	0.125		5.98	6.05	14.7	89.2625	111.6
3	28 PFTeDA	712.9 > 668.8	9.60e3	6.04e3	0.125		6.20	6.27	19.9	77.7701	97.2
4	36 13C3-PFBS	302. > 98.8	1.44e3	1.10e4	0.125	0.131	2.69	2.77	1.64	99.9835	100.0
5	37 13C2-PFHxA	315 > 269.8	3.02e3	1.10e4	0.125	0.740	3.19	3.26	3.45	37.2268	93.1
6	38 13C4-PFHpA	367.2 > 321.8	6.60e3	1.10e4	0.125	0.776	3.81	3.87	7.52	77.4690	77.5
7	39 18O2-PFHxS	403.0 > 102.6	1.12e3	3.19e3	0.125	0.412	3.96	4.02	4.39	85.1260	85.1
8	40 13C2-PFOA	414.9 > 369.7	1.18e4	9.73e3	0.125	1.891	4.33	4.39	15.2	64.2146	64.2
9	41 13C5-PFNA	468.2 > 422.9	8.80e3	1.11e4	0.125	0.959	4.76	4.83	9.95	82.9636	83.0
10	42 13C8-PFOSA	506.1 > 77.7	1.91e3	1.36e4	0.125	0.308	4.83	4.90	1.76	45.7318	45.7
11	43 13C8-PFOS	507.0 > 79.9	3.05e3	3.06e3	0.125	1.096	4.84	4.91	12.4	90.8365	90.8
12	44 13C2-PFDA	515.1 > 469.9	7.67e3	1.16e4	0.125	0.926	5.14	5.20	8.26	71.3485	71.3
13	45 d3-N-MeFOSAA	573.3 > 419	3.96e3	1.36e4	0.125	0.359	5.29	5.35	3.65	81.3594	81.4
14	46 d5-N-EtFOSAA	589.3 > 419	3.69e3	1.36e4	0.125	0.435	5.45	5.51	3.40	62.5099	62.5
15	47 13C2-PFUdA	565 > 519.8	1.02e4	1.36e4	0.125	1.138	5.46	5.53	9.44	66.3746	66.4
16	48 13C2-PFDoA	615.0 > 569.7	9.97e3	1.36e4	0.125	1.059	5.74	5.81	9.18	69.3824	69.4
17	49 d3-N-MeFOSA	515.2 > 168.9		1.36e4	0.125	0.151	5.84				
18	50 13C2-PFTeDA	714.8 > 669.6	6.04e3	1.36e4	0.125	0.484	6.20	6.27	5.57	92.0461	92.0
19	51 d5-N-ETFOSA	531.1 > 168.9		1.36e4	0.125	0.215	6.22				
20	52 13C2-PFHxDA	815 > 769.7	4.56e3	1.36e4	0.125	0.741	6.51	6.59	4.20	45.3098	113.3
21	53 d7-N-MeFOSE	623.1 > 58.9		1.36e4	0.125	0.186	6.31				
22	54 d9-N-EtFOSE	639.2 > 58.8		1.36e4	0.125	0.159	6.45				
23	55 13C4-PFBA	217. > 171.8	9.93e3	9.93e3	0.125	1.000	1.46	1.53	12.5	100.0000	100.0
24	56 13C5-PFHxA	318 > 272.9	1.10e4	1.10e4	0.125	1.000	3.19	3.26	12.5	100.0000	100.0
25	57 13C3-PFHxS	401.9 > 79.9	3.19e3	3.19e3	0.125	1.000	3.96	4.02	12.5	100.0000	100.0
26	58 13C8-PFOA	421.3 > 376	9.73e3	9.73e3	0.125	1.000	4.33	4.39	12.5	100.0000	100.0
27	59 13C9-PFNA	472.2 > 426.9	1.11e4	1.11e4	0.125	1.000	4.70	4.83	12.5	100.0000	100.0
28	60 13C4-PFOS	503 > 79.9	3.06e3	3.06e3	0.125	1.000	4.84	4.91	12.5	100.0000	100.0
29	61 13C6-PFDA	519.1 > 473.7	1.16e4	1.16e4	0.125	1.000	5.14	5.20	12.5	100.0000	100.0
30	62 13C7-PFUdA	570.1 > 524.8	1.36e4	1.36e4	0.125	1.000	5.46	5.52	12.5	100.0000	100.0
31	63 Total PFHxS	398.9 > 79.6	1.75e3	1.12e3	0.125		3.85		19.5	87.0994	
32	64 Total PFOA	413 > 368.7	9.92e3	1.18e4	0.125		4.21		10.5	88.7720	

Dataset: Z:\Projects\PFAS.PRO\Results\180227M1\180027M1-61.qld

Last Altered: Thursday, March 01, 2018 11:31:43 Pacific Standard Time

Printed: Thursday, March 01, 2018 11:34:21 Pacific Standard Time

Name: 180227M1_61, Date: 28-Feb-2018, Time: 06:47:28, ID: B8B0130-BS1 OPR 0.125, Description: OPR

	# Name	Trace	Area	IS Area	Wt./Vol.	RRF	Pred.RT	RT	y Axis Resp.	Conc.	%Rec
33	65 Total PFOS	499 > 79.9	2.96e3	3.05e3	0.125		4.73		12.1	100.7737	
34	66 Total N-MeFOSAA	570.1 > 419	3.67e3	3.96e3	0.125		5.29		11.6	64.9208	
35	67 Total N-EtFOSAA	584.2 > 419	3.13e3	3.69e3	0.125		5.45		10.6	81.7513	

Dataset: Z:\Projects\PFAS.PRO\Results\180227M1\180027M1-61.qld

Last Altered: Thursday, March 01, 2018 11:31:43 Pacific Standard Time

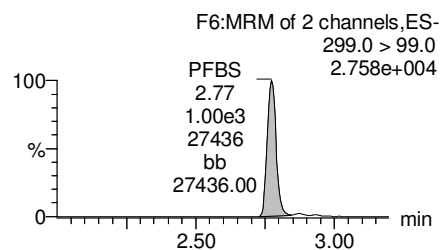
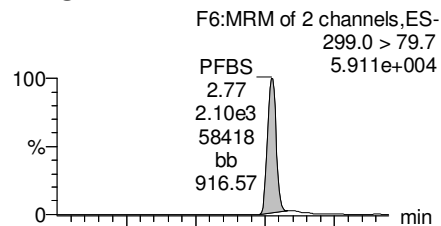
Printed: Thursday, March 01, 2018 11:34:21 Pacific Standard Time

Method: Z:\Projects\PFAS.PRO\MethDB\PFAS_FULL_80C_022718.mdb 28 Feb 2018 13:19:45

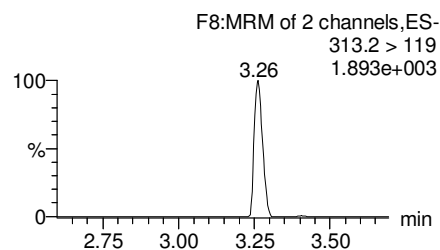
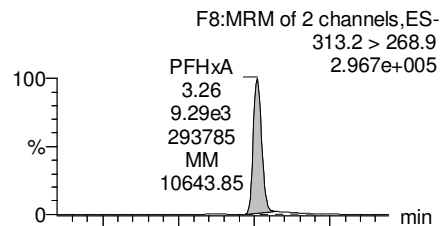
Calibration: Z:\Projects\PFAS.PRO\CurveDB\C18_VAL-PFAS_Q4_02-27-18-FULL.cdb 28 Feb 2018 11:20:16

Name: 180227M1_61, Date: 28-Feb-2018, Time: 06:47:28, ID: B8B0130-BS1 OPR 0.125, Description: OPR

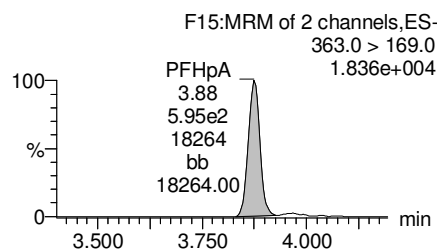
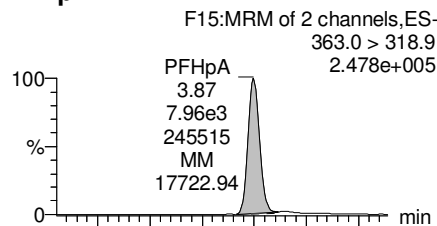
PFBS



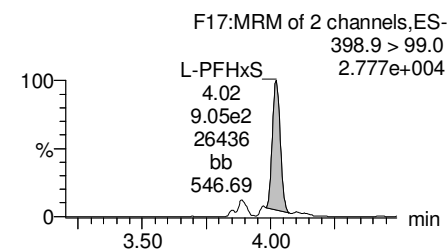
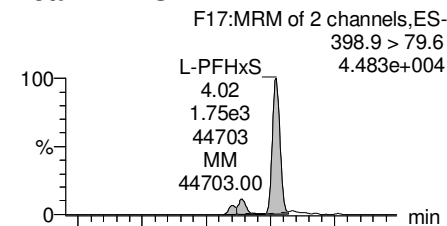
PFHxA



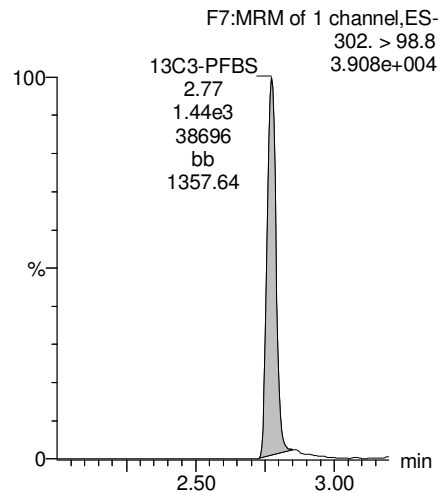
PFHpA



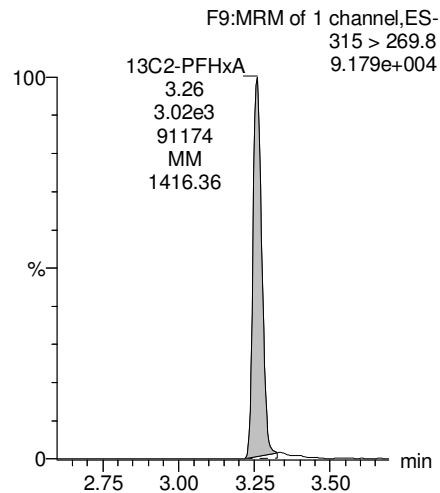
Total PFHxS



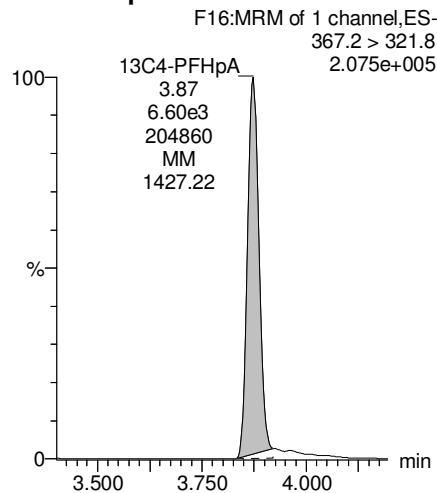
13C3-PFBS



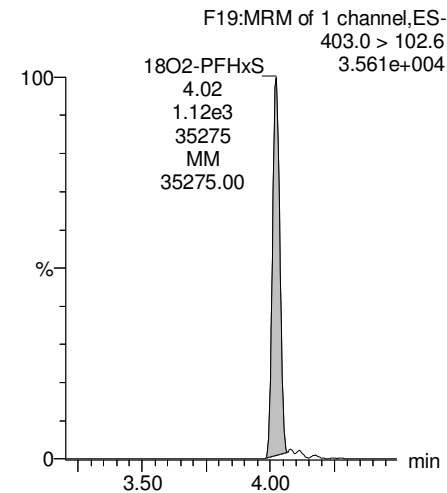
13C2-PFHxA



13C4-PFHpA



18O2-PFHxS



Dataset: Z:\Projects\PFAS.PRO\Results\180227M1\180027M1-61.qld

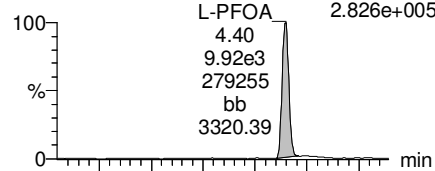
Last Altered: Thursday, March 01, 2018 11:31:43 Pacific Standard Time

Printed: Thursday, March 01, 2018 11:34:21 Pacific Standard Time

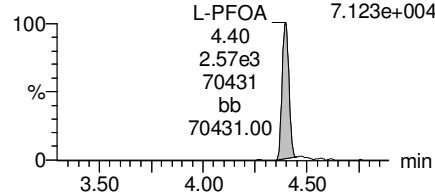
Name: 180227M1_61, Date: 28-Feb-2018, Time: 06:47:28, ID: B8B0130-BS1 OPR 0.125, Description: OPR

Total PFOA

F20:MRM of 2 channels,ES-
413 > 368.7
2.826e+005

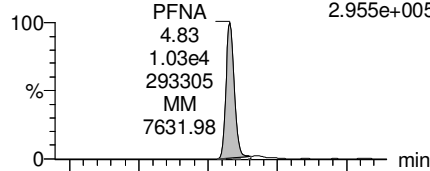


F20:MRM of 2 channels,ES-
413 > 169
7.123e+004

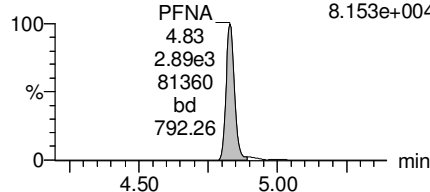


PFNA

F26:MRM of 2 channels,ES-
463.0 > 418.8
2.955e+005

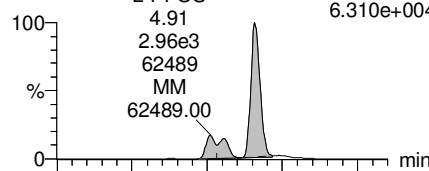


F26:MRM of 2 channels,ES-
463.0 > 219.0
8.153e+004

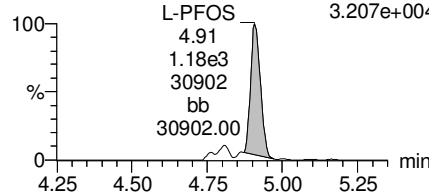


Total PFOS

F31:MRM of 2 channels,ES-
499 > 79.9
6.310e+004

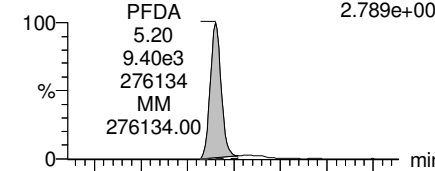


F31:MRM of 2 channels,ES-
499 > 99
3.207e+004

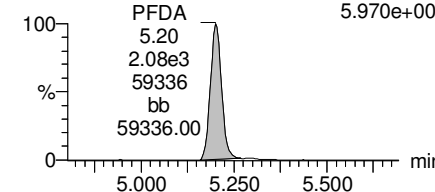


PFDA

F36:MRM of 2 channels,ES-
513 > 468.8
2.789e+005

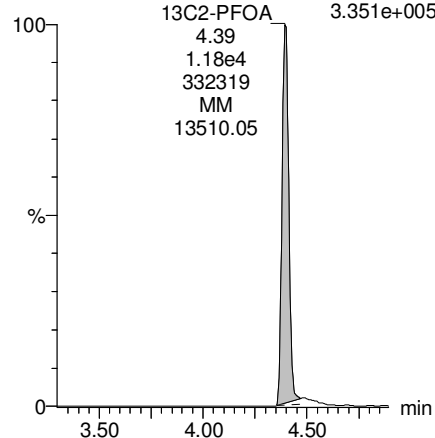


F36:MRM of 2 channels,ES-
513 > 219
5.970e+004



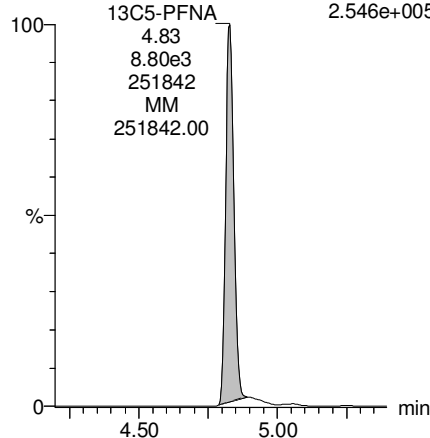
13C2-PFOA

F21:MRM of 1 channel,ES-
414.9 > 369.7
3.351e+005



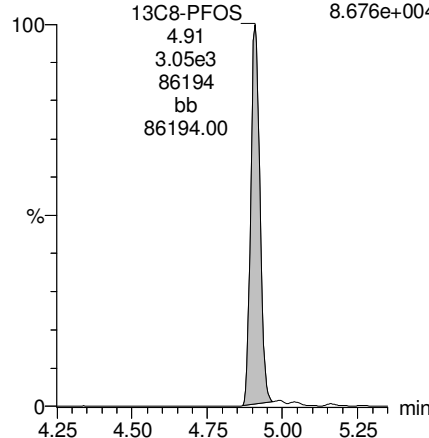
13C5-PFNA

F27:MRM of 1 channel,ES-
468.2 > 422.9
2.546e+005



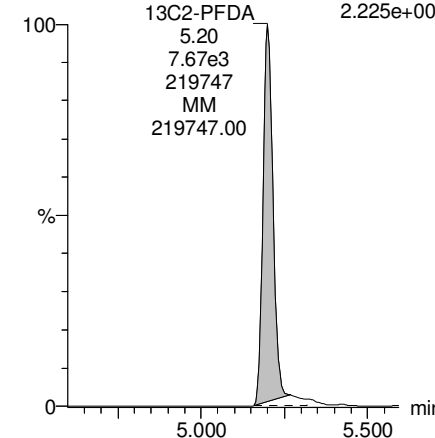
13C8-PFOS

F34:MRM of 1 channel,ES-
507.0 > 79.9
8.676e+004



13C2-PFDA

F37:MRM of 1 channel,ES-
515.1 > 469.9
2.225e+005



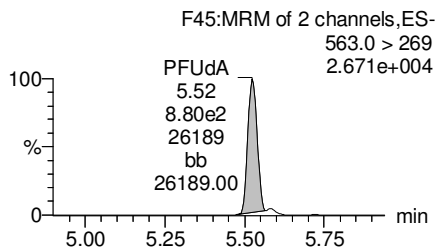
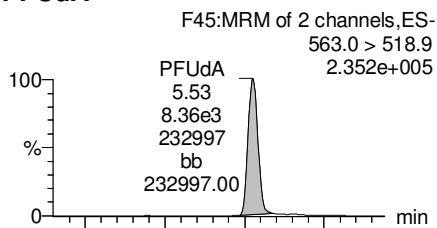
Dataset: Z:\Projects\PFAS.PRO\Results\180227M1\180027M1-61.qld

Last Altered: Thursday, March 01, 2018 11:31:43 Pacific Standard Time

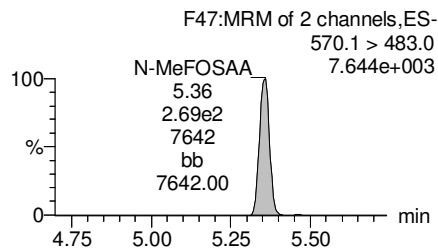
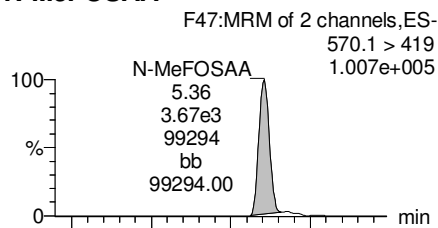
Printed: Thursday, March 01, 2018 11:34:21 Pacific Standard Time

Name: 180227M1_61, Date: 28-Feb-2018, Time: 06:47:28, ID: B8B0130-BS1 OPR 0.125, Description: OPR

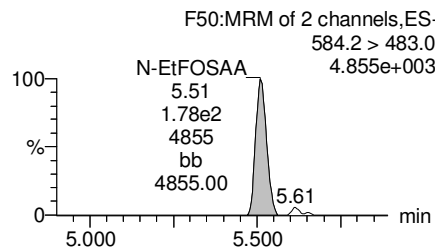
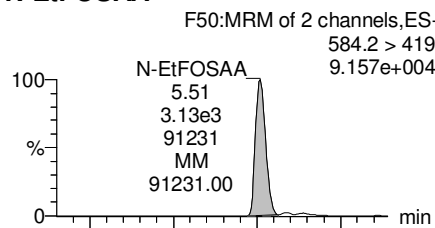
PFUdA



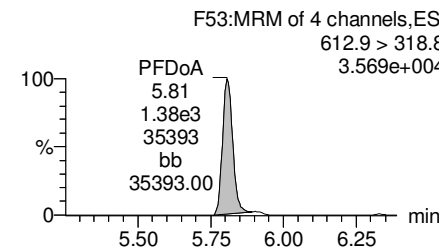
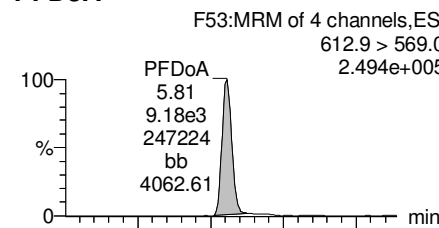
N-MeFOSAA



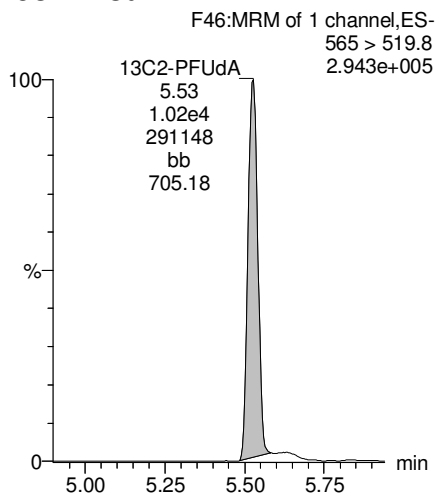
N-EtFOSAA



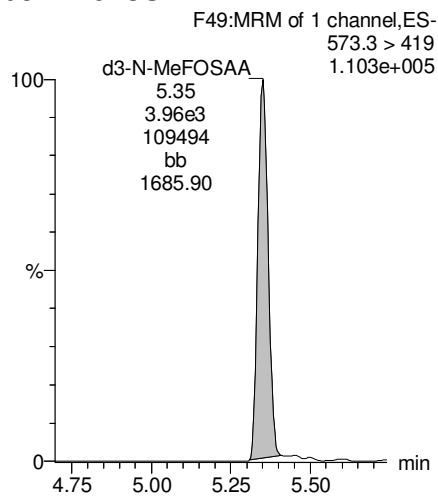
PFDoA



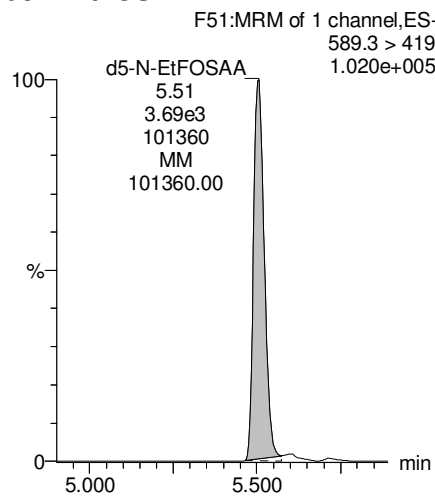
13C2-PFUdA



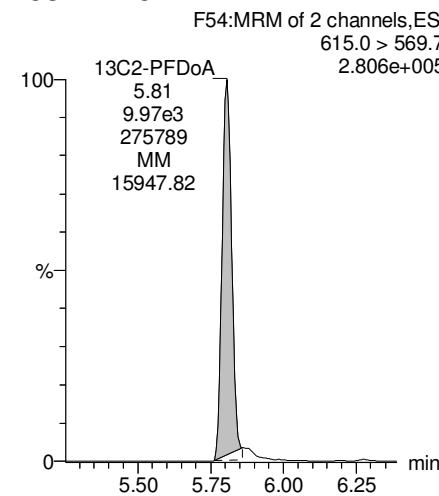
d3-N-MeFOSAA



d5-N-EtFOSAA



13C2-PFDoA



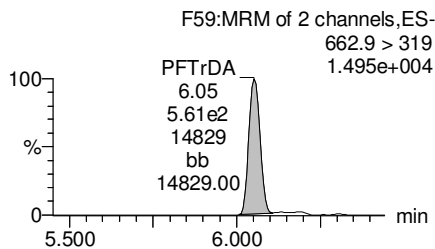
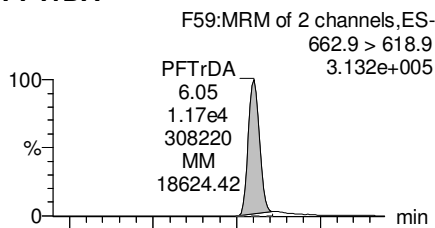
Dataset: Z:\Projects\PFAS.PRO\Results\180227M1\180027M1-61.qld

Last Altered: Thursday, March 01, 2018 11:31:43 Pacific Standard Time

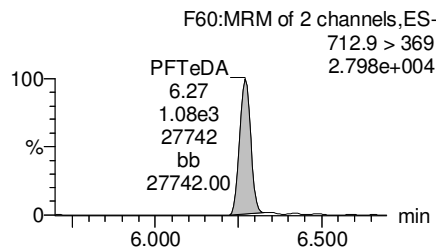
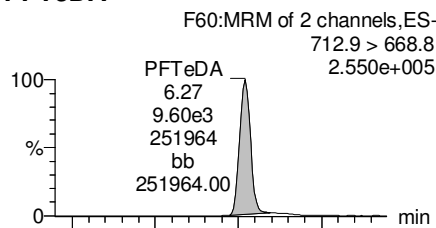
Printed: Thursday, March 01, 2018 11:34:21 Pacific Standard Time

Name: 180227M1_61, Date: 28-Feb-2018, Time: 06:47:28, ID: B8B0130-BS1 OPR 0.125, Description: OPR

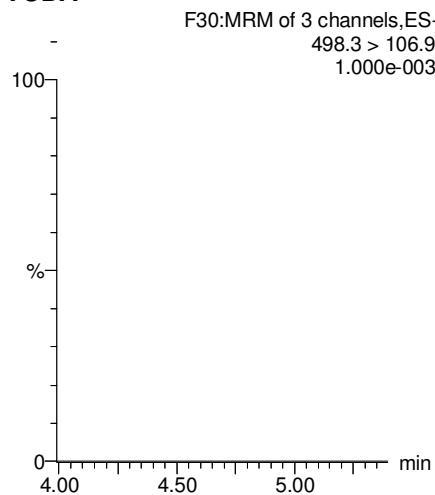
PFTrDA



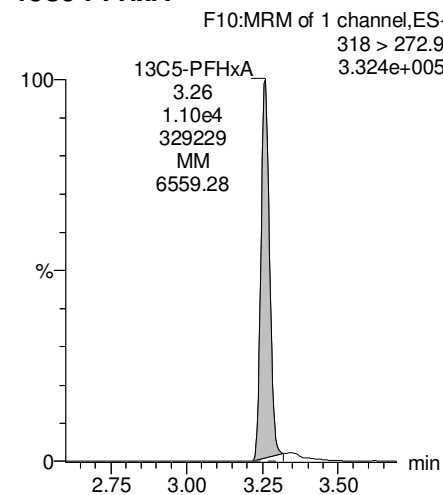
PFTeDA



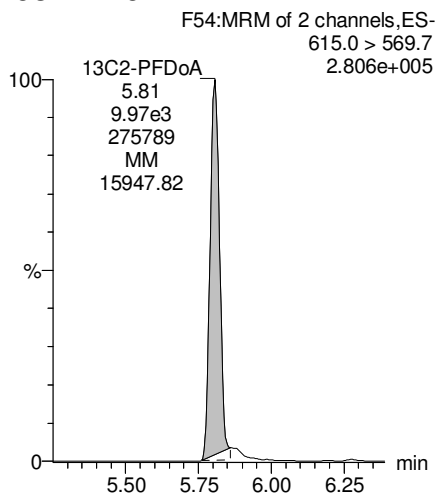
TCDA



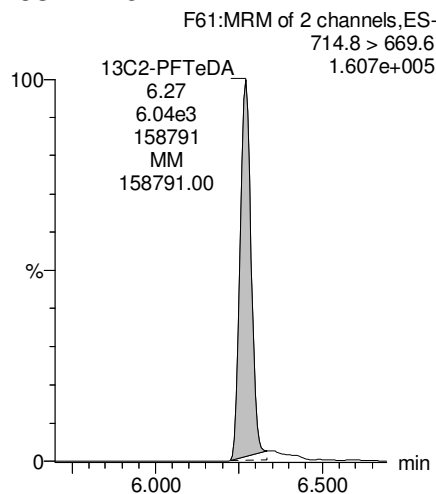
13C5-PFHxA



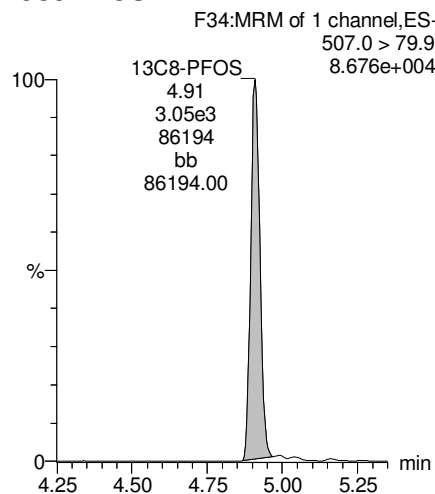
13C2-PFDoA



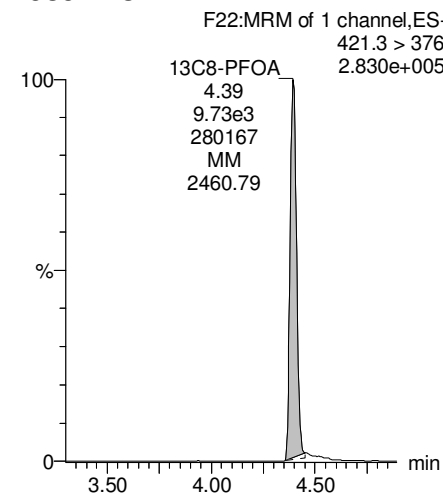
13C2-PFTeDA



13C8-PFOS



13C8-PFOA



Dataset: Z:\Projects\PFAS.PRO\Results\180227M1\180027M1-61.qld

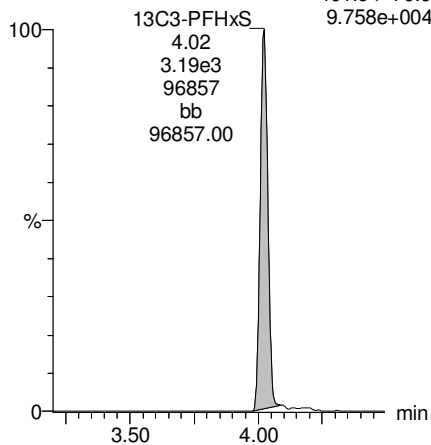
Last Altered: Thursday, March 01, 2018 11:31:43 Pacific Standard Time

Printed: Thursday, March 01, 2018 11:34:21 Pacific Standard Time

Name: 180227M1_61, Date: 28-Feb-2018, Time: 06:47:28, ID: B8B0130-BS1 OPR 0.125, Description: OPR

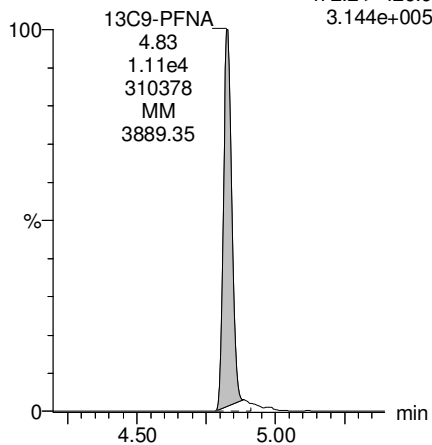
13C3-PFHxS

F18:MRM of 1 channel,ES-
401.9 > 79.9
9.758e+004



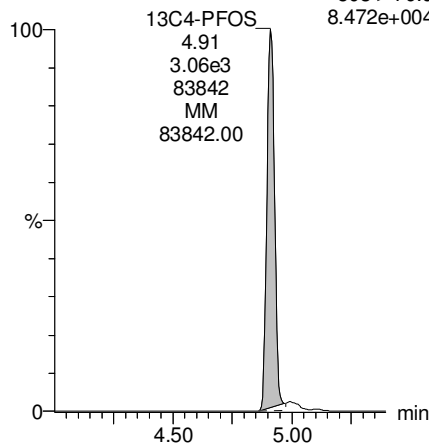
13C9-PFNA

F28:MRM of 1 channel,ES-
472.2 > 426.9
3.144e+005



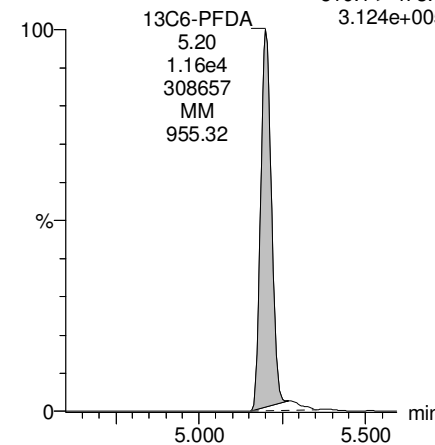
13C4-PFOS

F32:MRM of 1 channel,ES-
503 > 79.9
8.472e+004



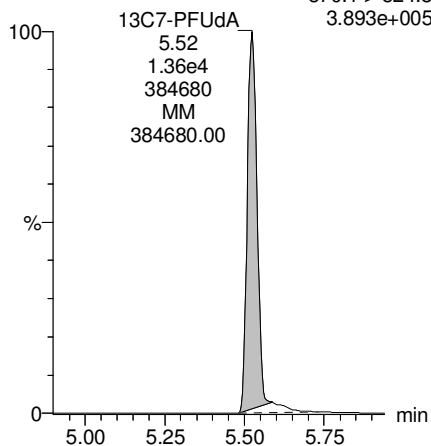
13C6-PFDA

F39:MRM of 1 channel,ES-
519.1 > 473.7
3.124e+005



13C7-PFUdA

F48:MRM of 1 channel,ES-
570.1 > 524.8
3.893e+005



Dataset: Z:\Projects\PFAS.PRO\Results\180227M1\180027M1-65.qld

Last Altered: Thursday, March 01, 2018 14:22:26 Pacific Standard Time

Printed: Thursday, March 01, 2018 14:24:50 Pacific Standard Time

Method: Z:\Projects\PFAS.PRO\MethDB\PFAS_FULL_80C_022718.mdb 28 Feb 2018 13:19:45

Calibration: Z:\Projects\PFAS.PRO\CurveDB\C18_VAL-PFAS_Q4_02-27-18-FULL.cdb 28 Feb 2018 11:20:16

Name: 180227M1_65, Date: 28-Feb-2018, Time: 07:33:26, ID: 1800340-01 WI-AF-MW-614-0218 0.11804, Description: WI-AF-MW-614-0218

	# Name	Trace	Area	IS Area	Wt./Vol.	RRF	Pred.RT	RT	y Axis Resp.	Conc.	%Rec
1	3 PFBS	299.0 > 79.7		1.47e3	0.118		2.60				
2	5 PFHxA	313.2 > 268.9		2.73e3	0.118		3.19				
3	7 PFHpA	363.0 > 318.9		7.10e3	0.118		3.81				
4	8 L-PFHxS	398.9 > 79.6	3.12e0	1.18e3	0.118		4.17	4.01	0.0331		
5	11 L-PFOA	413 > 368.7	1.21e2	1.30e4	0.118		4.40	4.40	0.116		
6	14 PFNA	463.0 > 418.8		9.43e3	0.118		4.76				
7	16 L-PFOS	499 > 79.9		3.16e3	0.118		4.90				
8	18 PFDA	513 > 468.8		8.93e3	0.118		5.14				
9	21 N-MeFOSAA	570.1 > 419		4.16e3	0.118		5.29				
10	22 N-EtFOSAA	584.2 > 419		4.55e3	0.118		5.45				
11	23 PFUdA	563.0 > 518.9	1.54e1	1.04e4	0.118		5.46	5.52	0.0186		

Dataset: Z:\Projects\PFAS.PRO\Results\180227M1\180027M1-65.qld

Last Altered: Thursday, March 01, 2018 14:22:26 Pacific Standard Time

Printed: Thursday, March 01, 2018 14:24:59 Pacific Standard Time

Method: Z:\Projects\PFAS.PRO\MethDB\PFAS_FULL_80C_022718.mdb 28 Feb 2018 13:19:45

Calibration: Z:\Projects\PFAS.PRO\CurveDB\C18_VAL-PFAS_Q4_02-27-18-FULL.cdb 28 Feb 2018 11:20:16

Name: 180227M1_65, Date: 28-Feb-2018, Time: 07:33:26, ID: 1800340-01 WI-AF-MW-614-0218 0.11804, Description: WI-AF-MW-614-0218

#	Name	Trace	Area	IS Area	Wt./Vol.	RRF	Pred.RT	RT	y Axis Resp.	Conc.	%Rec
1	25 PFDa	612.9 > 569.0		1.12e4	0.118		5.74				
2	27 PFTDA	662.9 > 618.9		1.12e4	0.118		5.98				
3	28 PFTeDA	712.9 > 668.8		5.99e3	0.118		6.20				
4	36 13C3-PFBS	302. > 98.8	1.47e3	1.13e4	0.118	0.131	2.69	2.78	1.63	105.1797	99.3
5	37 13C2-PFHxA	315 > 269.8	2.73e3	1.13e4	0.118	0.740	3.19	3.26	3.02	34.5096	81.5
6	38 13C4-PFHpA	367.2 > 321.8	7.10e3	1.13e4	0.118	0.776	3.81	3.87	7.86	85.7297	81.0
7	39 18O2-PFHxS	403.0 > 102.6	1.18e3	3.24e3	0.118	0.412	3.96	4.02	4.53	93.1277	87.9
8	40 13C2-PFOA	414.9 > 369.7	1.30e4	1.04e4	0.118	1.891	4.33	4.39	15.6	69.8737	66.0
9	41 13C5-PFNA	468.2 > 422.9	9.43e3	1.14e4	0.118	0.959	4.76	4.83	10.4	91.6653	86.6
10	42 13C8-PFOA	506.1 > 77.7	2.14e3	1.35e4	0.118	0.308	4.83	4.90	1.98	54.3910	51.4
11	43 13C8-PFOS	507.0 > 79.9	3.16e3	3.25e3	0.118	1.096	4.84	4.91	12.2	94.2044	89.0
12	44 13C2-PFDA	515.1 > 469.9	8.93e3	1.37e4	0.118	0.926	5.14	5.20	8.12	74.3196	70.2
13	45 d3-N-MeFOSAA	573.3 > 419	4.16e3	1.35e4	0.118	0.359	5.29	5.35	3.84	90.8389	85.8
14	46 d5-N-EtFOSAA	589.3 > 419	4.55e3	1.35e4	0.118	0.435	5.45	5.50	4.21	81.9737	77.4
15	47 13C2-PFUdA	565 > 519.8	1.04e4	1.35e4	0.118	1.138	5.46	5.52	9.57	71.2852	67.3
16	48 13C2-PFDoA	615.0 > 569.7	1.12e4	1.35e4	0.118	1.059	5.74	5.80	10.4	82.9611	78.3
17	49 d3-N-MeFOSA	515.2 > 168.9		1.35e4	0.118	0.151	5.84				
18	50 13C2-PFTeDA	714.8 > 669.6	5.99e3	1.35e4	0.118	0.484	6.20	6.27	5.53	96.9197	91.5
19	51 d5-N-ETFOSA	531.1 > 168.9		1.35e4	0.118	0.215	6.22				
20	52 13C2-PFHxDA	815 > 769.7	4.03e3	1.35e4	0.118	0.741	6.51	6.59	3.72	42.5674	100.5
21	53 d7-N-MeFOSE	623.1 > 58.9		1.35e4	0.118	0.186	6.31				
22	54 d9-N-EtFOSE	639.2 > 58.8		1.35e4	0.118	0.159	6.45				
23	55 13C4-PFBA	217. > 171.8	1.02e4	1.02e4	0.118	1.000	1.46	1.53	12.5	105.8963	100.0
24	56 13C5-PFHxA	318 > 272.9	1.13e4	1.13e4	0.118	1.000	3.19	3.26	12.5	105.8963	100.0
25	57 13C3-PFHxS	401.9 > 79.9	3.24e3	3.24e3	0.118	1.000	3.96	4.02	12.5	105.8963	100.0
26	58 13C8-PFOA	421.3 > 376	1.04e4	1.04e4	0.118	1.000	4.33	4.39	12.5	105.8963	100.0
27	59 13C9-PFNA	472.2 > 426.9	1.14e4	1.14e4	0.118	1.000	4.70	4.83	12.5	105.8963	100.0
28	60 13C4-PFOS	503 > 79.9	3.25e3	3.25e3	0.118	1.000	4.84	4.91	12.5	105.8963	100.0
29	61 13C6-PFDA	519.1 > 473.7	1.37e4	1.37e4	0.118	1.000	5.14	5.20	12.5	105.8963	100.0
30	62 13C7-PFUdA	570.1 > 524.8	1.35e4	1.35e4	0.118	1.000	5.46	5.52	12.5	105.8963	100.0
31	63 Total PFHxS	398.9 > 79.6	3.12e0	1.18e3	0.118		3.85		0.000		
32	64 Total PFOA	413 > 368.7	1.21e2	1.30e4	0.118		4.21		0.000		

Dataset: Z:\Projects\PFAS.PRO\Results\180227M1\180027M1-65.qld

Last Altered: Thursday, March 01, 2018 14:22:26 Pacific Standard Time

Printed: Thursday, March 01, 2018 14:24:59 Pacific Standard Time

Name: 180227M1_65, Date: 28-Feb-2018, Time: 07:33:26, ID: 1800340-01 WI-AF-MW-614-0218 0.11804, Description: WI-AF-MW-614-0218

	# Name	Trace	Area	IS Area	Wt./Vol.	RRF	Pred.RT	RT	y Axis Resp.	Conc.	%Rec
33	65 Total PFOS	499 > 79.9	0.00e0	3.16e3	0.118		4.73		0.000		
34	66 Total N-MeFOSAA	570.1 > 419	0.00e0	4.16e3	0.118		5.29		0.000		
35	67 Total N-EtFOSAA	584.2 > 419	0.00e0	4.55e3	0.118		5.45		0.000		

Dataset: Z:\Projects\PFAS.PRO\Results\180227M1\180027M1-65.qld

Last Altered: Thursday, March 01, 2018 14:22:26 Pacific Standard Time

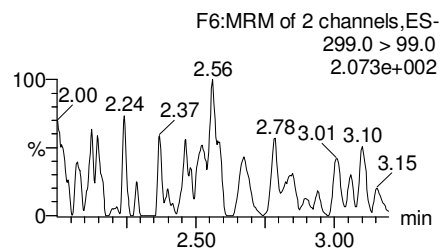
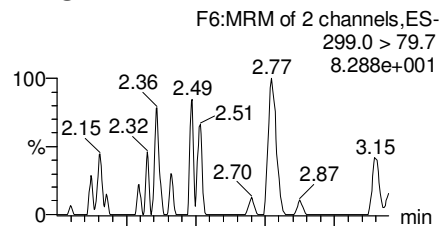
Printed: Thursday, March 01, 2018 14:24:59 Pacific Standard Time

Method: Z:\Projects\PFAS.PRO\MethDB\PFAS_FULL_80C_022718.mdb 28 Feb 2018 13:19:45

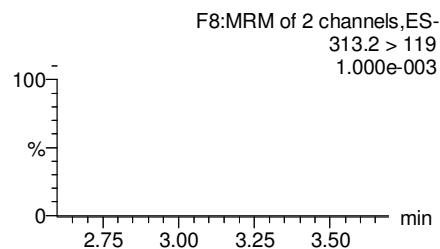
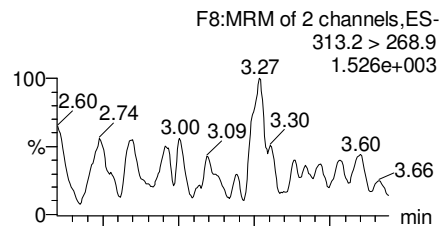
Calibration: Z:\Projects\PFAS.PRO\CurveDB\C18_VAL-PFAS_Q4_02-27-18-FULL.cdb 28 Feb 2018 11:20:16

Name: 180227M1_65, Date: 28-Feb-2018, Time: 07:33:26, ID: 1800340-01 WI-AF-MW-614-0218 0.11804, Description: WI-AF-MW-614-0218

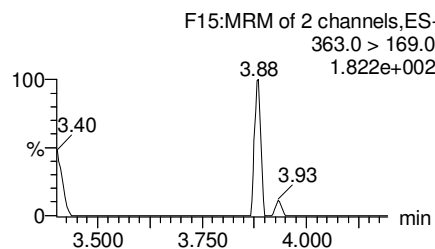
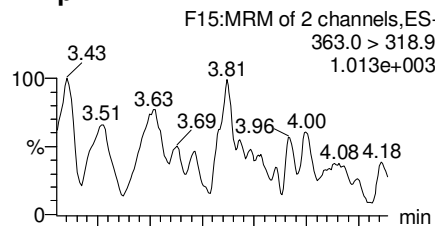
PFBS



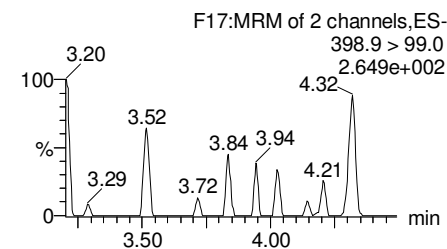
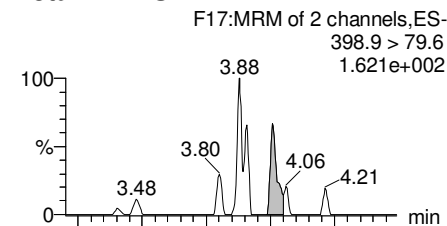
PFHxA



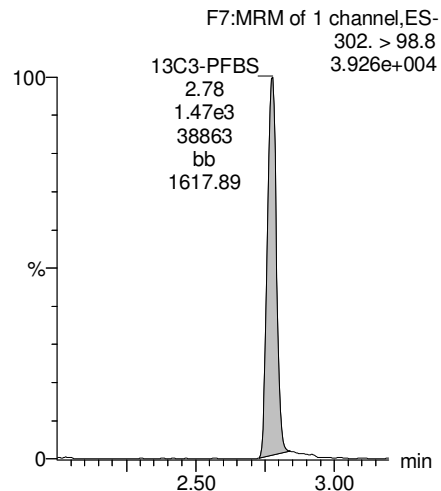
PFHpA



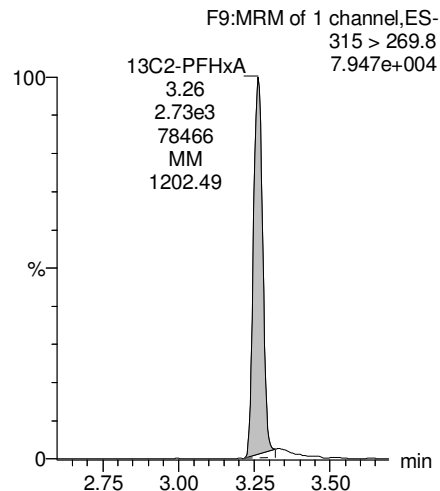
Total PFHxS



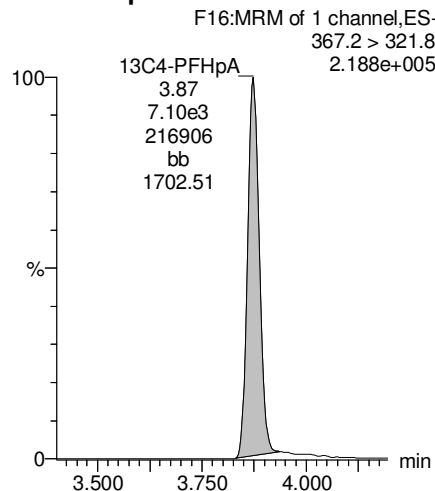
13C3-PFBS



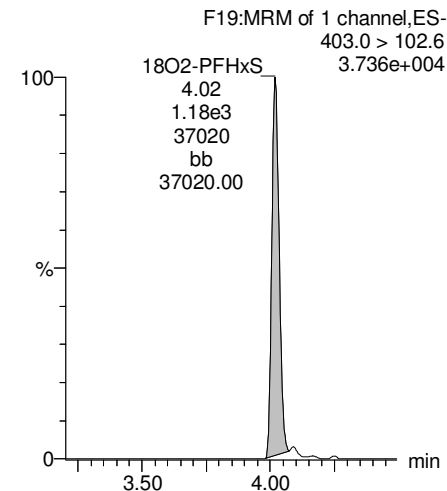
13C2-PFHxA



13C4-PFHpA



18O2-PFHxS



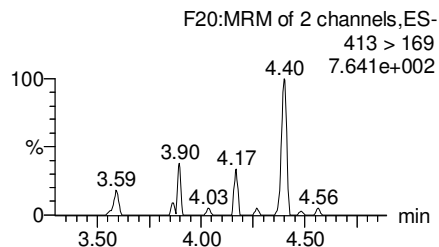
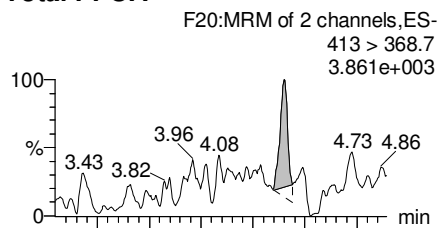
Dataset: Z:\Projects\PFAS.PRO\Results\180227M1\180027M1-65.qld

Last Altered: Thursday, March 01, 2018 14:22:26 Pacific Standard Time

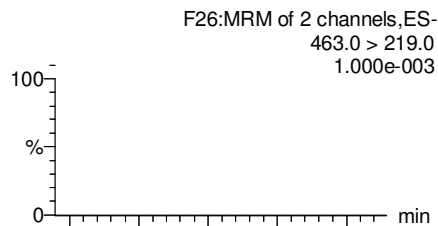
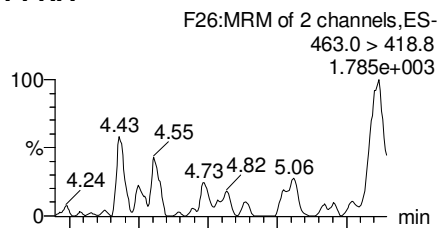
Printed: Thursday, March 01, 2018 14:24:59 Pacific Standard Time

Name: 180227M1_65, Date: 28-Feb-2018, Time: 07:33:26, ID: 1800340-01 WI-AF-MW-614-0218 0.11804, Description: WI-AF-MW-614-0218

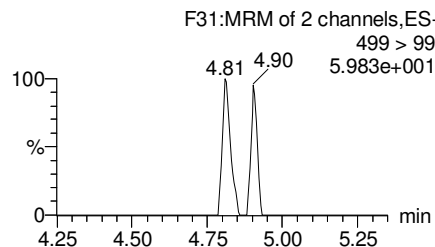
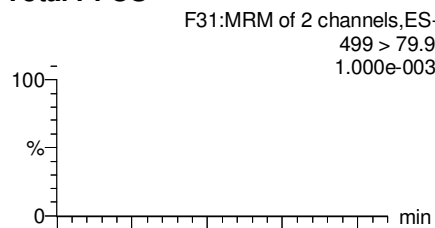
Total PFOA



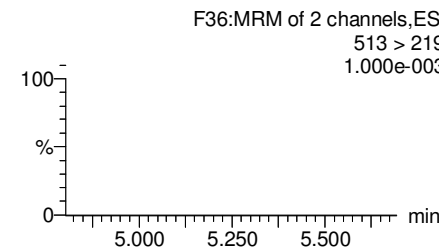
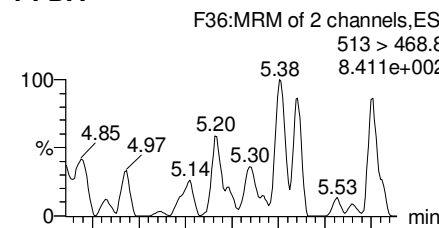
PFNA



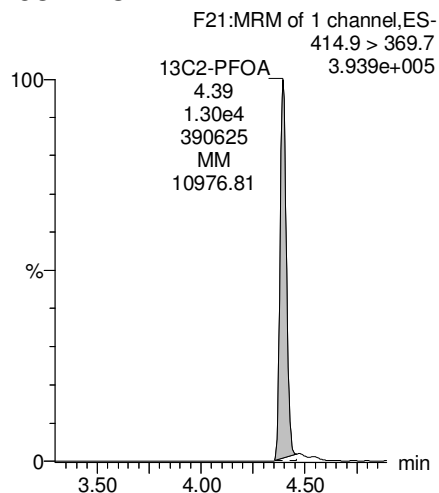
Total PFOS



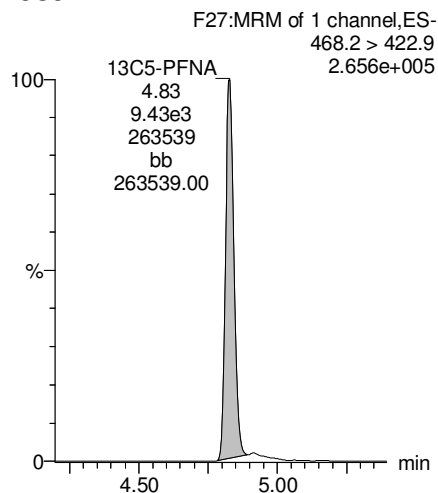
PFDA



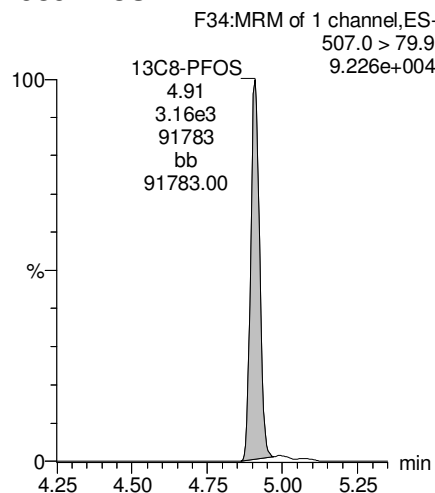
13C2-PFOA



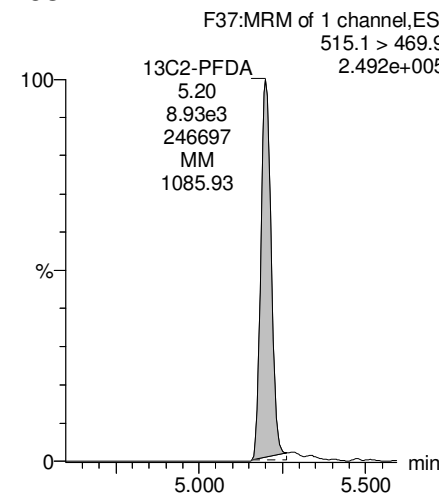
13C5-PFNA



13C8-PFOS



13C2-PFDA



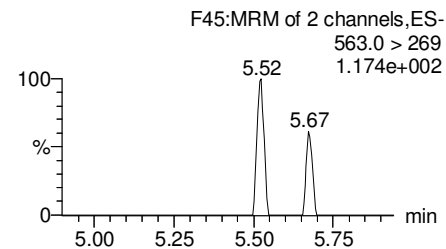
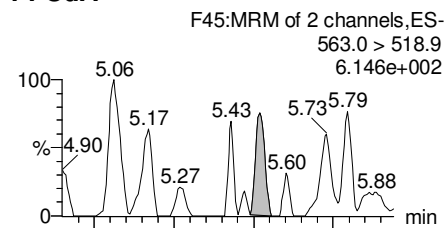
Dataset: Z:\Projects\PFAS.PRO\Results\180227M1\180027M1-65.qld

Last Altered: Thursday, March 01, 2018 14:22:26 Pacific Standard Time

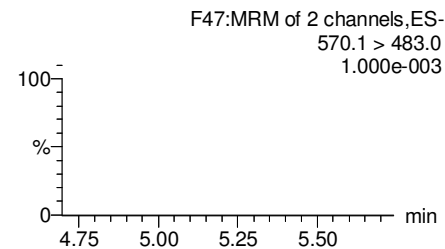
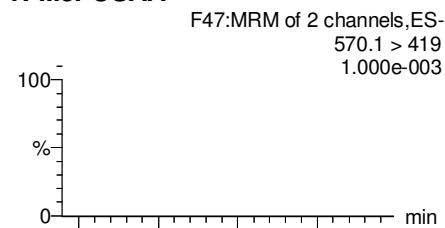
Printed: Thursday, March 01, 2018 14:24:59 Pacific Standard Time

Name: 180227M1_65, Date: 28-Feb-2018, Time: 07:33:26, ID: 1800340-01 WI-AF-MW-614-0218 0.11804, Description: WI-AF-MW-614-0218

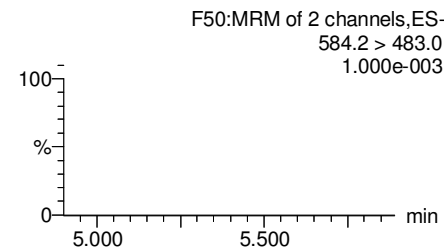
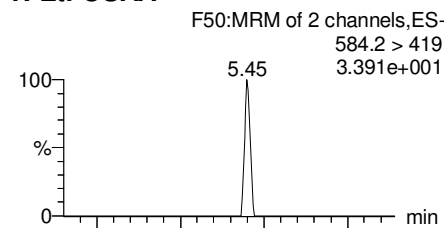
PFUdA



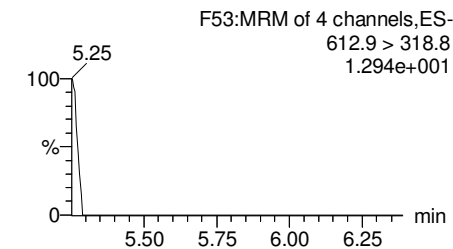
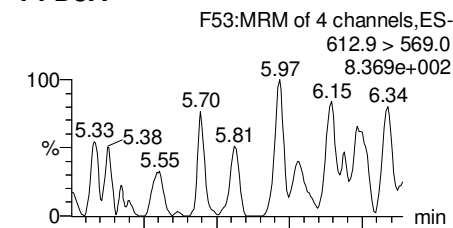
N-MeFOSAA



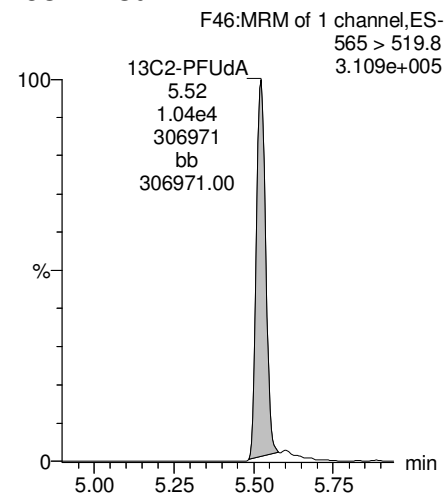
N-EtFOSAA



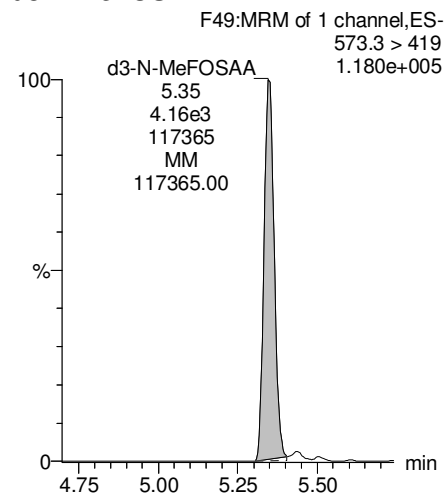
PFDaA



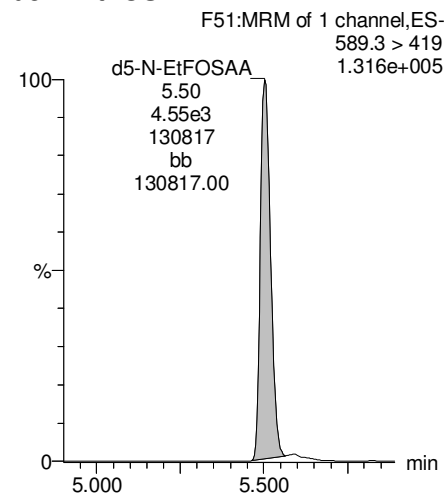
13C2-PFUdA



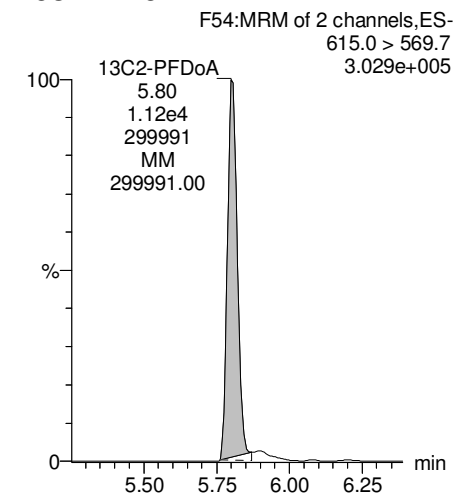
d3-N-MeFOSAA



d5-N-EtFOSAA



13C2-PFDaA



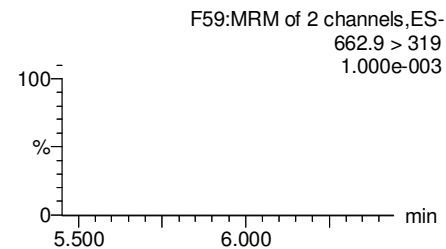
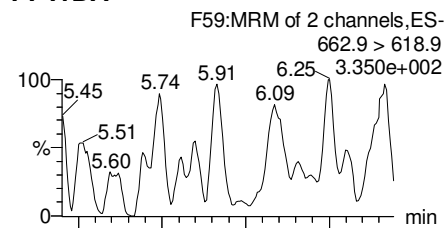
Dataset: Z:\Projects\PFAS.PRO\Results\180227M1\180027M1-65.qld

Last Altered: Thursday, March 01, 2018 14:22:26 Pacific Standard Time

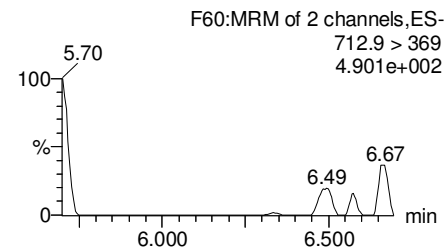
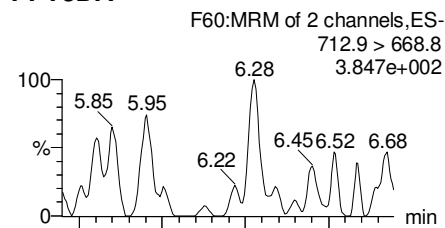
Printed: Thursday, March 01, 2018 14:24:59 Pacific Standard Time

Name: 180227M1_65, Date: 28-Feb-2018, Time: 07:33:26, ID: 1800340-01 WI-AF-MW-614-0218 0.11804, Description: WI-AF-MW-614-0218

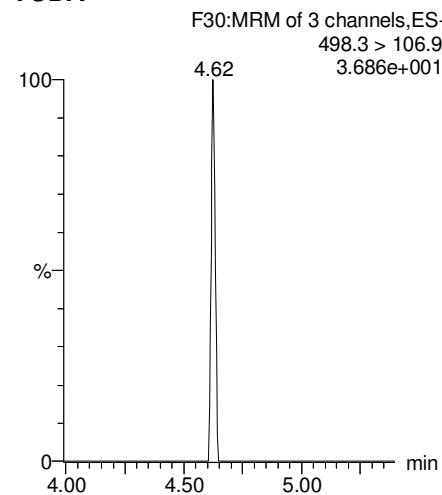
PFTrDA



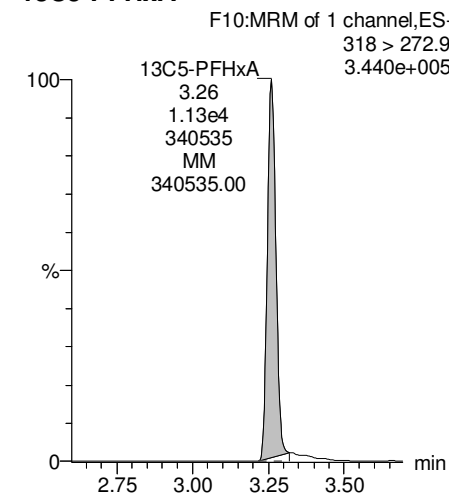
PFTeDA



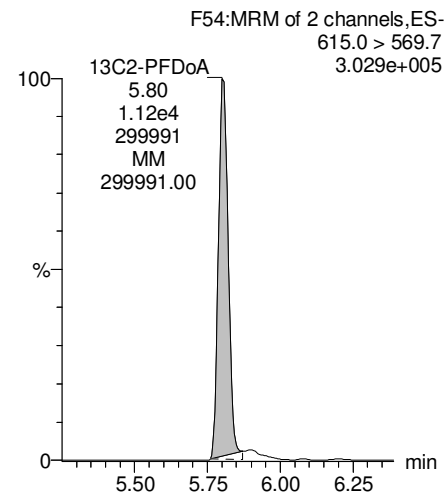
TCDA



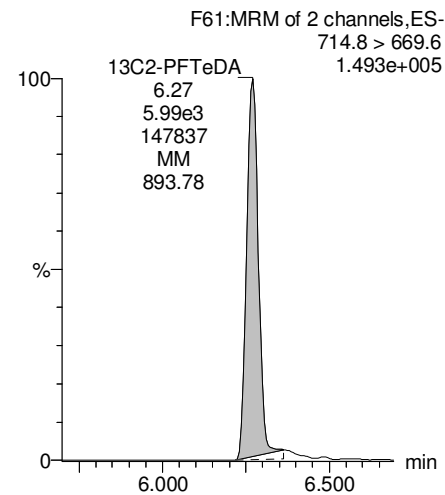
13C5-PFHxA



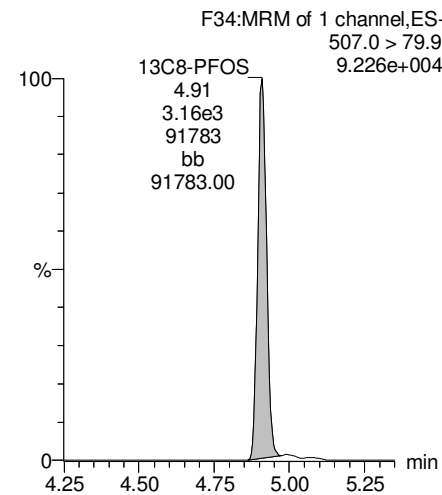
13C2-PFDoA



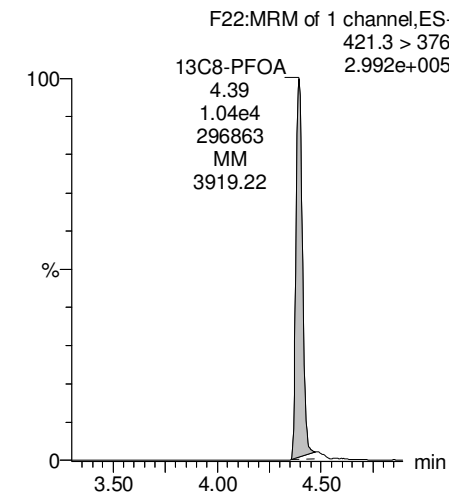
13C2-PFTeDA



13C8-PFOS



13C8-PFOA



Dataset: Z:\Projects\PFAS.PRO\Results\180227M1\180027M1-65.qld

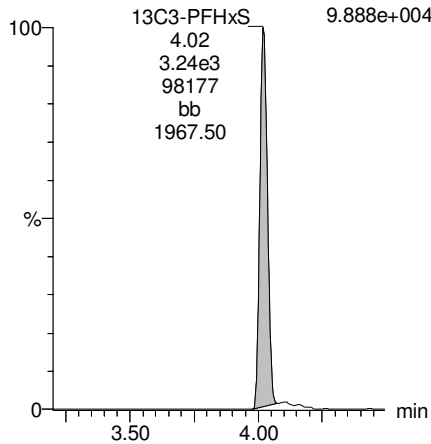
Last Altered: Thursday, March 01, 2018 14:22:26 Pacific Standard Time

Printed: Thursday, March 01, 2018 14:24:59 Pacific Standard Time

Name: 180227M1_65, Date: 28-Feb-2018, Time: 07:33:26, ID: 1800340-01 WI-AF-MW-614-0218 0.11804, Description: WI-AF-MW-614-0218

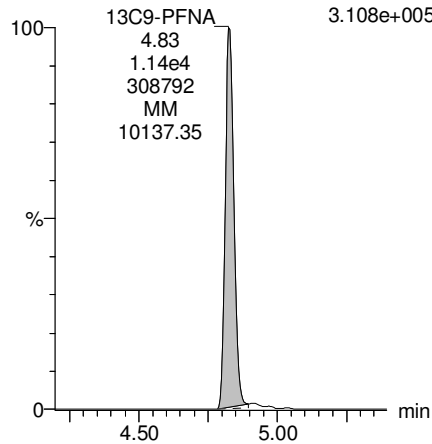
13C3-PFHxS

F18:MRM of 1 channel,ES-
401.9 > 79.9
9.888e+004



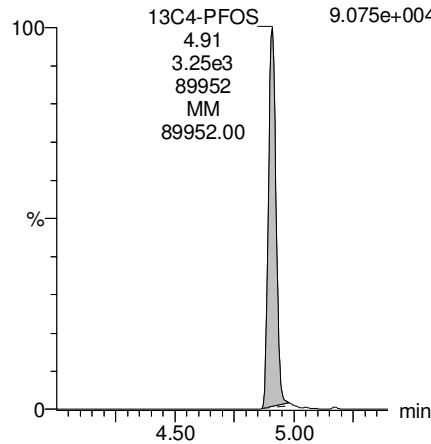
13C9-PFNA

F28:MRM of 1 channel,ES-
472.2 > 426.9
3.108e+005



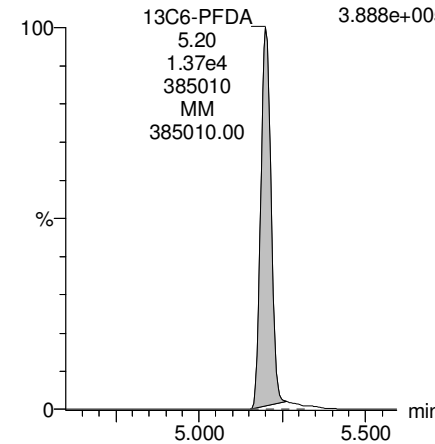
13C4-PFOS

F32:MRM of 1 channel,ES-
503 > 79.9
9.075e+004



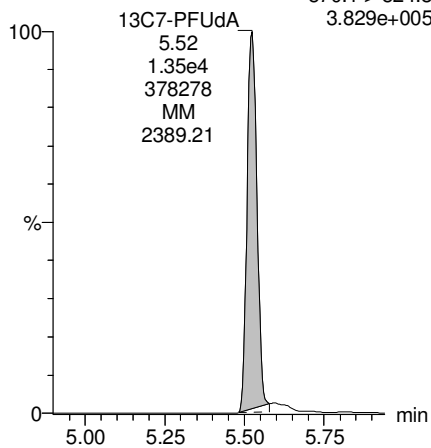
13C6-PFDA

F39:MRM of 1 channel,ES-
519.1 > 473.7
3.888e+005



13C7-PFUdA

F48:MRM of 1 channel,ES-
570.1 > 524.8
3.829e+005



Dataset: Z:\Projects\PFAS.PRO\Results\180227M1\180027M1-66.qld

Last Altered: Thursday, March 01, 2018 14:35:10 Pacific Standard Time

Printed: Thursday, March 01, 2018 14:35:37 Pacific Standard Time

Method: Z:\Projects\PFAS.PRO\MethDB\PFAS_FULL_80C_022718.mdb 28 Feb 2018 13:19:45

Calibration: Z:\Projects\PFAS.PRO\CurveDB\C18_VAL-PFAS_Q4_02-27-18-FULL.cdb 28 Feb 2018 11:20:16

Name: 180227M1_66, Date: 28-Feb-2018, Time: 07:44:52, ID: 1800340-02 WI-AF-MW-613-0218 0.11332, Description: WI-AF-MW-613-0218

	# Name	Trace	Area	IS Area	Wt./Vol.	RRF	Pred.RT	RT	y Axis Resp.	Conc.	%Rec
1	3 PFBS	299.0 > 79.7		1.38e3	0.113		2.60				
2	5 PFHxA	313.2 > 268.9		3.05e3	0.113		3.19				
3	7 PFHpA	363.0 > 318.9		7.31e3	0.113		3.81				
4	8 L-PFHxS	398.9 > 79.6		1.11e3	0.113		4.17				
5	11 L-PFOA	413 > 368.7		1.22e4	0.113		4.40				
6	14 PFNA	463.0 > 418.8	3.40e1	8.50e3	0.113		4.76	4.82	0.0499		
7	16 L-PFOS	499 > 79.9		2.90e3	0.113		4.90				
8	18 PFDA	513 > 468.8		8.93e3	0.113		5.14				
9	21 N-MeFOSAA	570.1 > 419		4.03e3	0.113		5.29				
10	22 N-EtFOSAA	584.2 > 419		4.34e3	0.113		5.45				
11	23 PFUdA	563.0 > 518.9	4.91e1	1.13e4	0.113		5.46	5.51	0.0541		

Dataset: Z:\Projects\PFAS.PRO\Results\180227M1\180027M1-66.qld

Last Altered: Thursday, March 01, 2018 14:35:10 Pacific Standard Time

Printed: Thursday, March 01, 2018 14:35:45 Pacific Standard Time

Method: Z:\Projects\PFAS.PRO\MethDB\PFAS_FULL_80C_022718.mdb 28 Feb 2018 13:19:45

Calibration: Z:\Projects\PFAS.PRO\CurveDB\C18_VAL-PFAS_Q4_02-27-18-FULL.cdb 28 Feb 2018 11:20:16

Name: 180227M1_66, Date: 28-Feb-2018, Time: 07:44:52, ID: 1800340-02 WI-AF-MW-613-0218 0.11332, Description: WI-AF-MW-613-0218

#	Name	Trace	Area	IS Area	Wt./Vol.	RRF	Pred.RT	RT	y Axis Resp.	Conc.	%Rec	
1	25	PFDa	612.9 > 569.0	8.88e3	0.113		5.74					
2	27	PFTDA	662.9 > 618.9	8.88e3	0.113		5.98					
3	28	PFTeDA	712.9 > 668.8	5.42e3	0.113		6.20					
4	36	13C3-PFBS	302. > 98.8	1.38e3	1.15e4	0.113	0.131	2.69	2.77	1.51	101.1363	91.7
5	37	13C2-PFHxA	315 > 269.8	3.05e3	1.15e4	0.113	0.740	3.19	3.26	3.32	39.5147	89.6
6	38	13C4-PFHpA	367.2 > 321.8	7.31e3	1.15e4	0.113	0.776	3.81	3.87	7.96	90.4597	82.0
7	39	18O2-PFHxS	403.0 > 102.6	1.11e3	3.07e3	0.113	0.412	3.96	4.02	4.54	97.0659	88.0
8	40	13C2-PFOA	414.9 > 369.7	1.22e4	1.07e4	0.113	1.891	4.33	4.39	14.2	66.1912	60.0
9	41	13C5-PFNA	468.2 > 422.9	8.50e3	1.07e4	0.113	0.959	4.76	4.83	9.98	91.7737	83.2
10	42	13C8-PFOA	506.1 > 77.7	2.03e3	1.57e4	0.113	0.308	4.83	4.90	1.62	46.2893	42.0
11	43	13C8-PFOS	507.0 > 79.9	2.90e3	3.11e3	0.113	1.096	4.84	4.90	11.7	93.8716	85.1
12	44	13C2-PFDA	515.1 > 469.9	8.93e3	1.47e4	0.113	0.926	5.14	5.20	7.58	72.2136	65.5
13	45	d3-N-MeFOSAA	573.3 > 419	4.03e3	1.57e4	0.113	0.359	5.29	5.35	3.20	78.8275	71.5
14	46	d5-N-EtFOSAA	589.3 > 419	4.34e3	1.57e4	0.113	0.435	5.45	5.50	3.45	70.0772	63.5
15	47	13C2-PFUdA	565 > 519.8	1.13e4	1.57e4	0.113	1.138	5.46	5.52	9.02	69.9591	63.4
16	48	13C2-PFDoA	615.0 > 569.7	8.88e3	1.57e4	0.113	1.059	5.74	5.80	7.06	58.8858	53.4
17	49	d3-N-MeFOSA	515.2 > 168.9		1.57e4	0.113	0.151	5.84				
18	50	13C2-PFTeDA	714.8 > 669.6	5.42e3	1.57e4	0.113	0.484	6.20	6.27	4.31	78.6317	71.3
19	51	d5-N-ETFOSA	531.1 > 168.9		1.57e4	0.113	0.215	6.22				
20	52	13C2-PFHxDA	815 > 769.7	3.82e3	1.57e4	0.113	0.741	6.51	6.59	3.04	36.1663	82.0
21	53	d7-N-MeFOSE	623.1 > 58.9		1.57e4	0.113	0.186	6.31				
22	54	d9-N-EtFOSE	639.2 > 58.8		1.57e4	0.113	0.159	6.45				
23	55	13C4-PFBA	217. > 171.8	1.05e4	1.05e4	0.113	1.000	1.46	1.53	12.5	110.3071	100.0
24	56	13C5-PFHxA	318 > 272.9	1.15e4	1.15e4	0.113	1.000	3.19	3.26	12.5	110.3071	100.0
25	57	13C3-PFHxS	401.9 > 79.9	3.07e3	3.07e3	0.113	1.000	3.96	4.02	12.5	110.3071	100.0
26	58	13C8-PFOA	421.3 > 376	1.07e4	1.07e4	0.113	1.000	4.33	4.39	12.5	110.3071	100.0
27	59	13C9-PFNA	472.2 > 426.9	1.07e4	1.07e4	0.113	1.000	4.70	4.83	12.5	110.3071	100.0
28	60	13C4-PFOS	503 > 79.9	3.11e3	3.11e3	0.113	1.000	4.84	4.90	12.5	110.3071	100.0
29	61	13C6-PFDA	519.1 > 473.7	1.47e4	1.47e4	0.113	1.000	5.14	5.20	12.5	110.3071	100.0
30	62	13C7-PFUdA	570.1 > 524.8	1.57e4	1.57e4	0.113	1.000	5.46	5.52	12.5	110.3071	100.0
31	63	Total PFHxS	398.9 > 79.6	0.00e0	1.11e3	0.113		3.85		0.000		
32	64	Total PFOA	413 > 368.7	0.00e0	1.22e4	0.113		4.21		0.000		

Dataset: Z:\Projects\PFAS.PRO\Results\180227M1\180027M1-66.qld

Last Altered: Thursday, March 01, 2018 14:35:10 Pacific Standard Time

Printed: Thursday, March 01, 2018 14:35:45 Pacific Standard Time

Name: 180227M1_66, Date: 28-Feb-2018, Time: 07:44:52, ID: 1800340-02 WI-AF-MW-613-0218 0.11332, Description: WI-AF-MW-613-0218

	# Name	Trace	Area	IS Area	Wt./Vol.	RRF	Pred.RT	RT	y Axis Resp.	Conc.	%Rec
33	65 Total PFOS	499 > 79.9	0.00e0	2.90e3	0.113		4.73		0.000		
34	66 Total N-MeFOSAA	570.1 > 419	0.00e0	4.03e3	0.113		5.29		0.000		
35	67 Total N-EtFOSAA	584.2 > 419	0.00e0	4.34e3	0.113		5.45		0.000		

Dataset: Z:\Projects\PFAS.PRO\Results\180227M1\180027M1-66.qld

Last Altered: Thursday, March 01, 2018 14:35:10 Pacific Standard Time

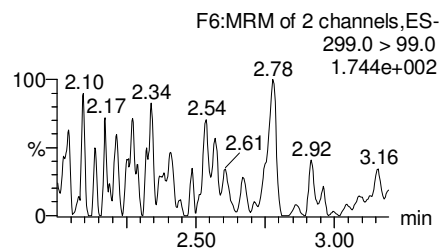
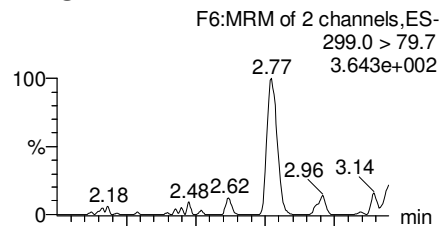
Printed: Thursday, March 01, 2018 14:35:45 Pacific Standard Time

Method: Z:\Projects\PFAS.PRO\MethDB\PFAS_FULL_80C_022718.mdb 28 Feb 2018 13:19:45

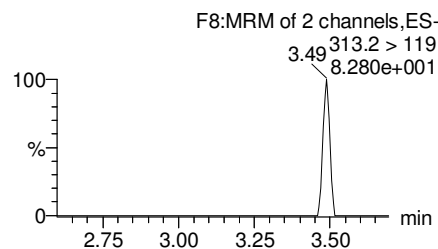
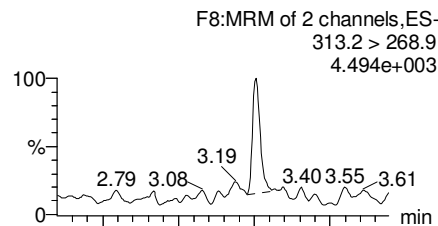
Calibration: Z:\Projects\PFAS.PRO\CurveDB\C18_VAL-PFAS_Q4_02-27-18-FULL.cdb 28 Feb 2018 11:20:16

Name: 180227M1_66, Date: 28-Feb-2018, Time: 07:44:52, ID: 1800340-02 WI-AF-MW-613-0218 0.11332, Description: WI-AF-MW-613-0218

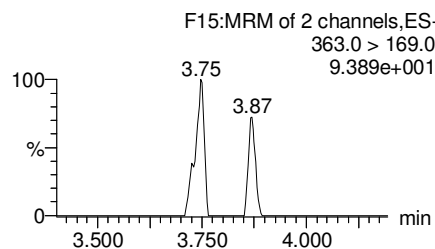
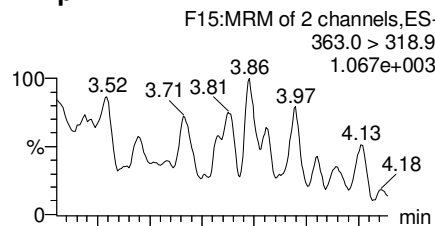
PFBS



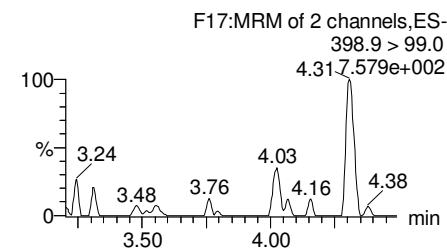
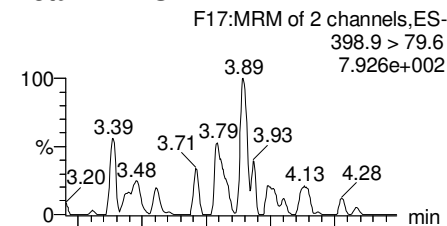
PFHxA



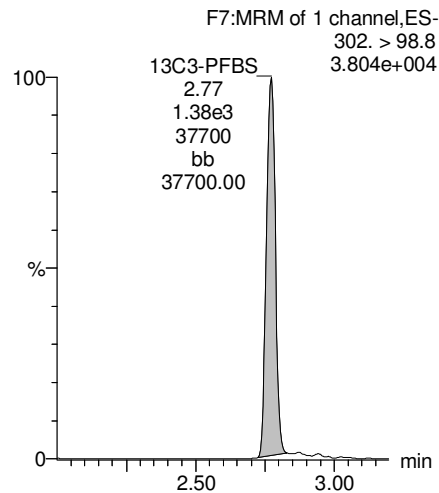
PFHpA



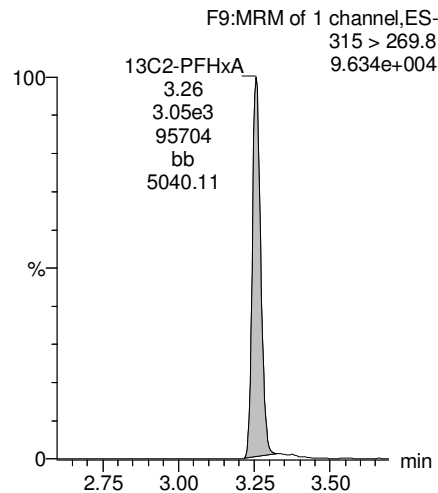
Total PFHxS



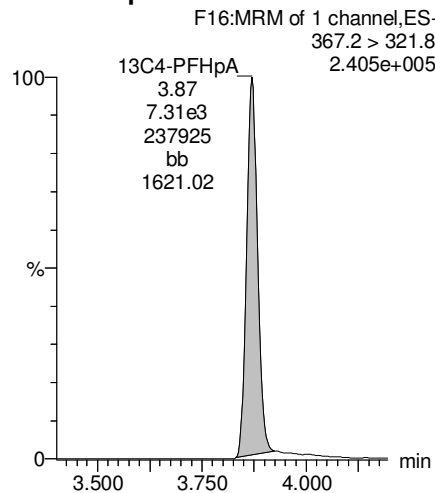
13C3-PFBS



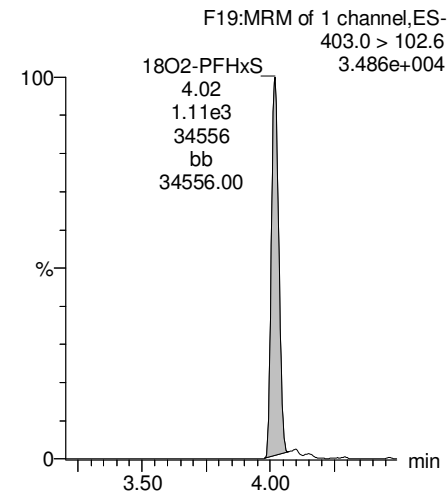
13C2-PFHxA



13C4-PFHpA



18O2-PFHxS



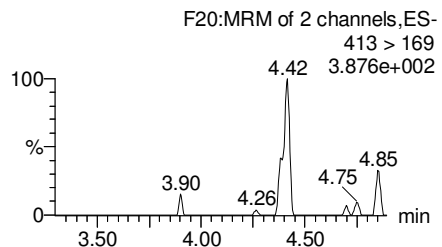
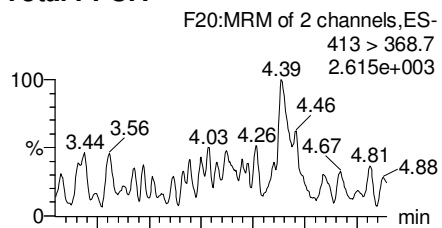
Dataset: Z:\Projects\PFAS.PRO\Results\180227M1\180027M1-66.qld

Last Altered: Thursday, March 01, 2018 14:35:10 Pacific Standard Time

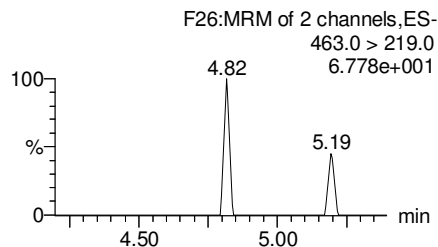
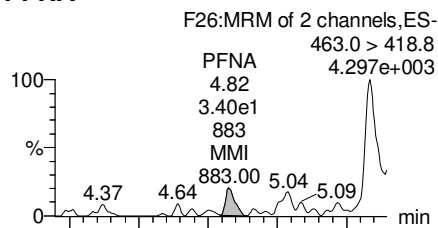
Printed: Thursday, March 01, 2018 14:35:45 Pacific Standard Time

Name: 180227M1_66, Date: 28-Feb-2018, Time: 07:44:52, ID: 1800340-02 WI-AF-MW-613-0218 0.11332, Description: WI-AF-MW-613-0218

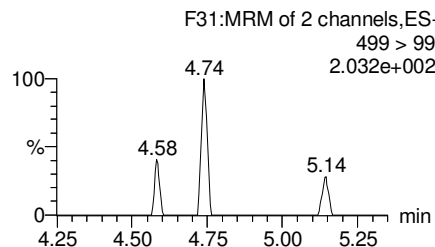
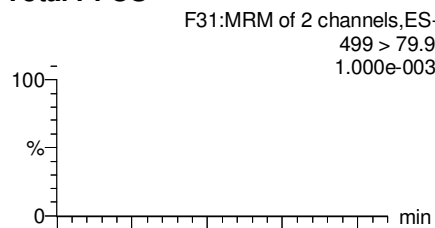
Total PFOA



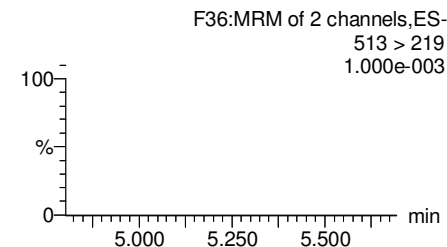
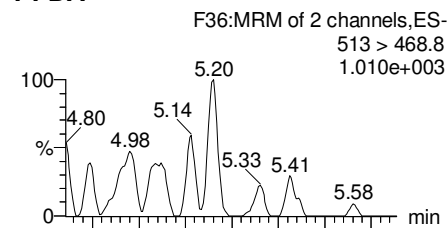
PFNA



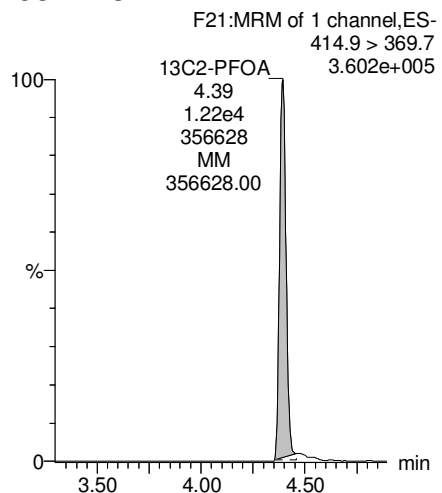
Total PFOS



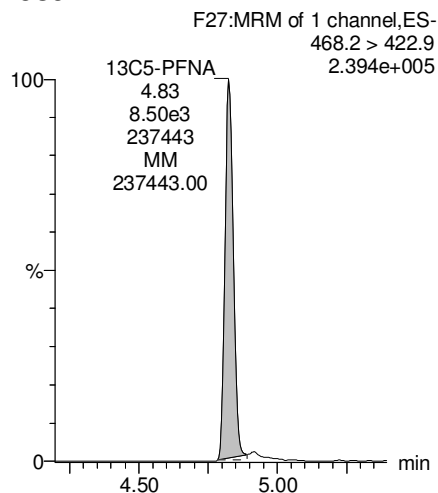
PFDA



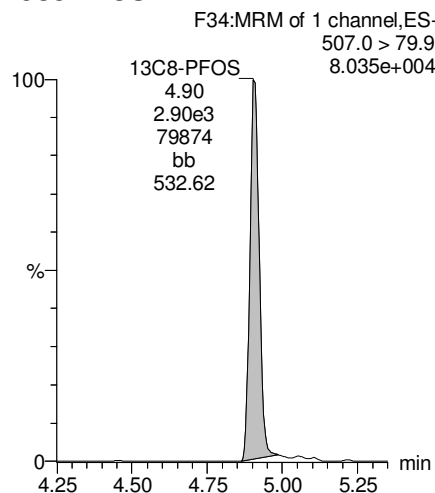
13C2-PFOA



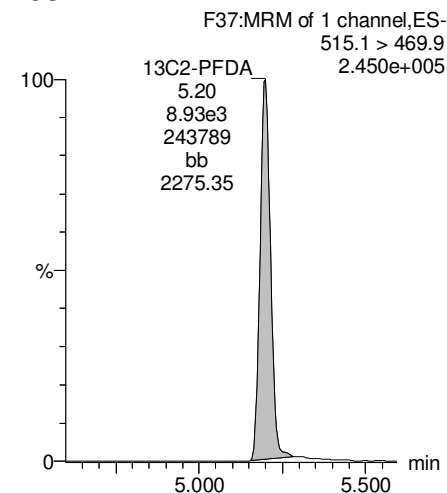
13C5-PFNA



13C8-PFOS



13C2-PFDA



Dataset: Z:\Projects\PFAS.PRO\Results\180227M1\180027M1-66.qld

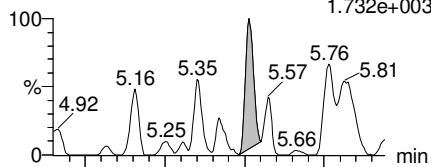
Last Altered: Thursday, March 01, 2018 14:35:10 Pacific Standard Time

Printed: Thursday, March 01, 2018 14:35:45 Pacific Standard Time

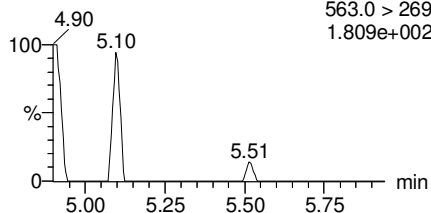
Name: 180227M1_66, Date: 28-Feb-2018, Time: 07:44:52, ID: 1800340-02 WI-AF-MW-613-0218 0.11332, Description: WI-AF-MW-613-0218

PFUdA

F45:MRM of 2 channels,ES-
563.0 > 518.9
1.732e+003

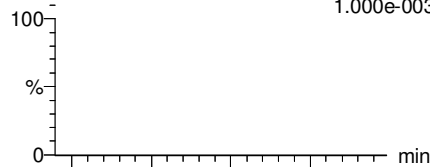


F45:MRM of 2 channels,ES-
563.0 > 269
1.809e+002

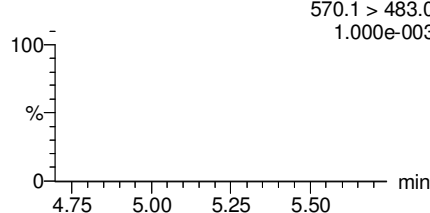


N-MeFOSAA

F47:MRM of 2 channels,ES-
570.1 > 419
1.000e-003

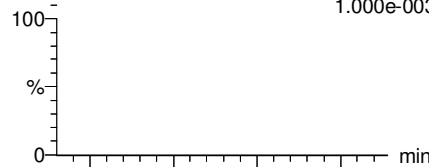


F47:MRM of 2 channels,ES-
570.1 > 483.0
1.000e-003

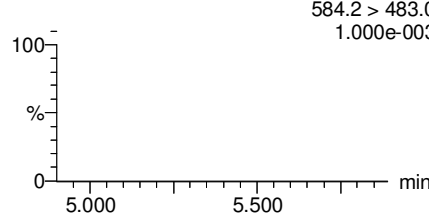


N-EtFOSAA

F50:MRM of 2 channels,ES-
584.2 > 419
1.000e-003

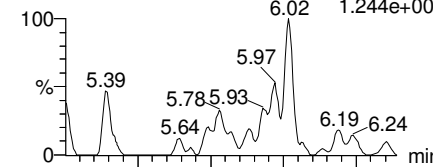


F50:MRM of 2 channels,ES-
584.2 > 483.0
1.000e-003

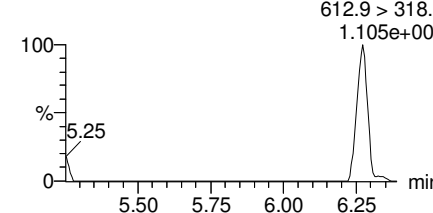


PFDaA

F53:MRM of 4 channels,ES-
612.9 > 569.0
1.244e+003

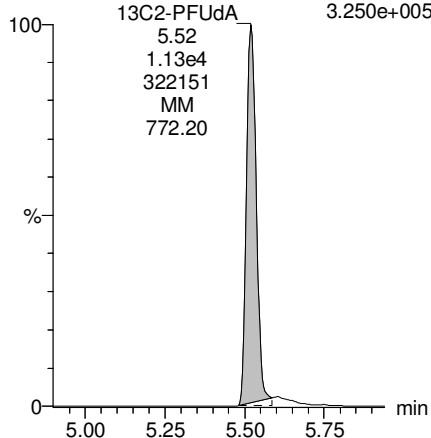


F53:MRM of 4 channels,ES-
612.9 > 318.8
1.105e+003



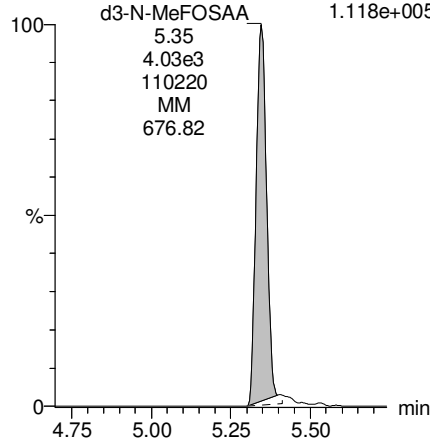
13C2-PFUdA

F46:MRM of 1 channel,ES-
565 > 519.8
3.250e+005



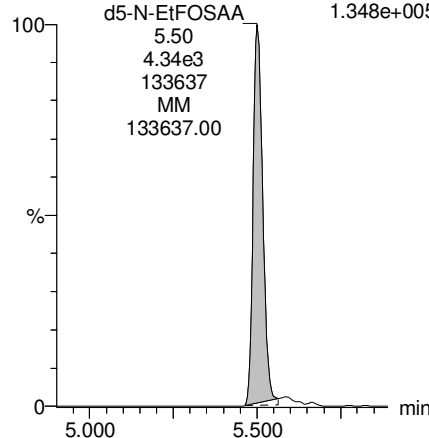
d3-N-MeFOSAA

F49:MRM of 1 channel,ES-
573.3 > 419
1.118e+005



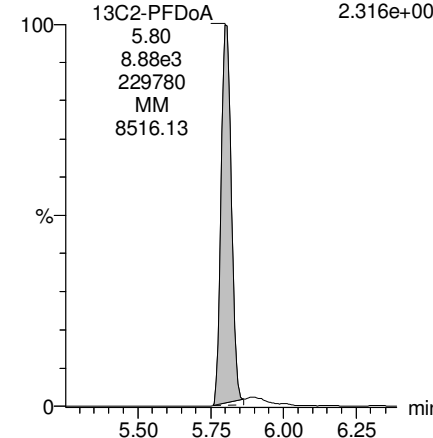
d5-N-EtFOSAA

F51:MRM of 1 channel,ES-
589.3 > 419
1.348e+005



13C2-PFDaA

F54:MRM of 2 channels,ES-
615.0 > 569.7
2.316e+005



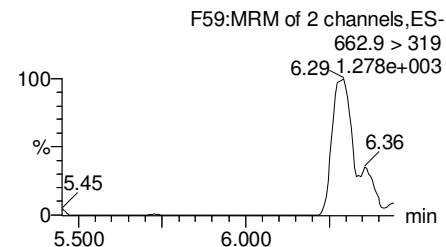
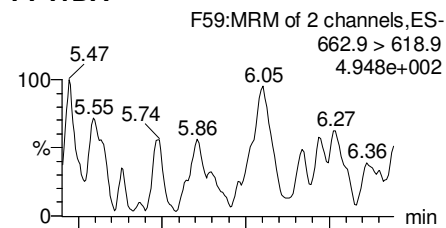
Dataset: Z:\Projects\PFAS.PRO\Results\180227M1\180027M1-66.qld

Last Altered: Thursday, March 01, 2018 14:35:10 Pacific Standard Time

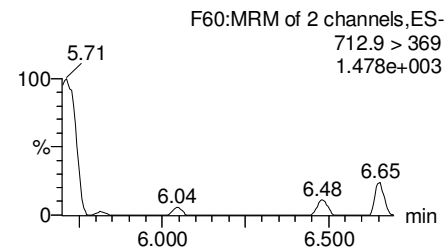
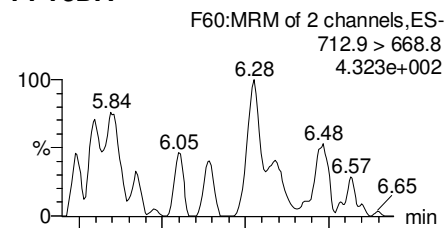
Printed: Thursday, March 01, 2018 14:35:45 Pacific Standard Time

Name: 180227M1_66, Date: 28-Feb-2018, Time: 07:44:52, ID: 1800340-02 WI-AF-MW-613-0218 0.11332, Description: WI-AF-MW-613-0218

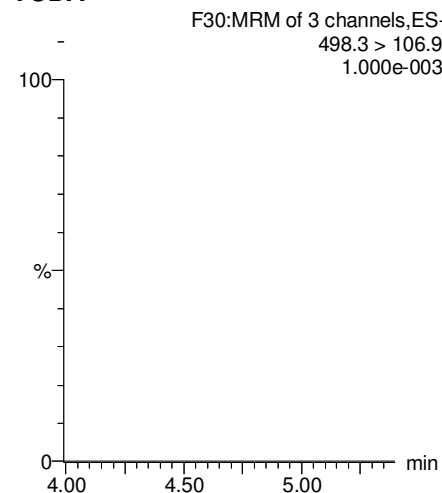
PFTrDA



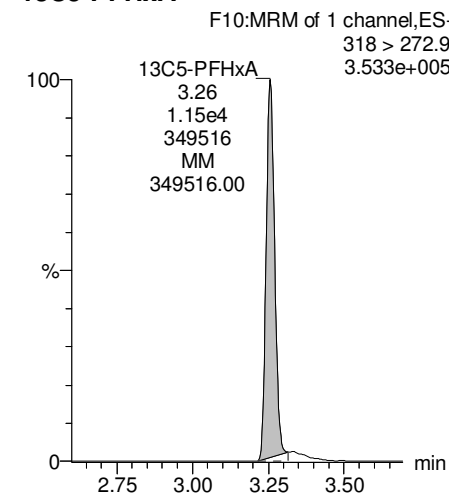
PFTeDA



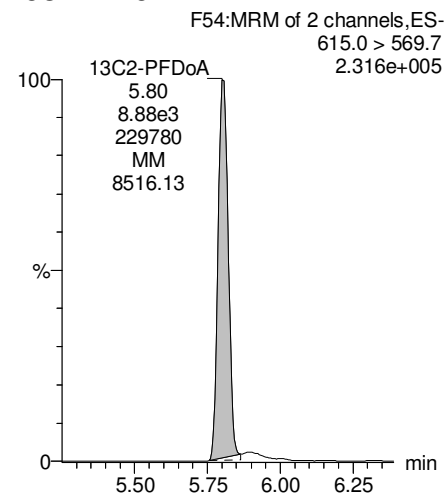
TCDA



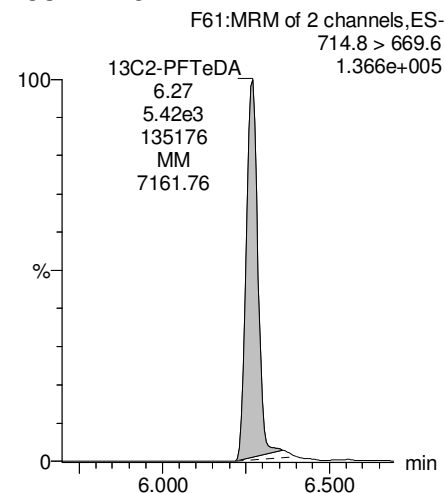
13C5-PFHxA



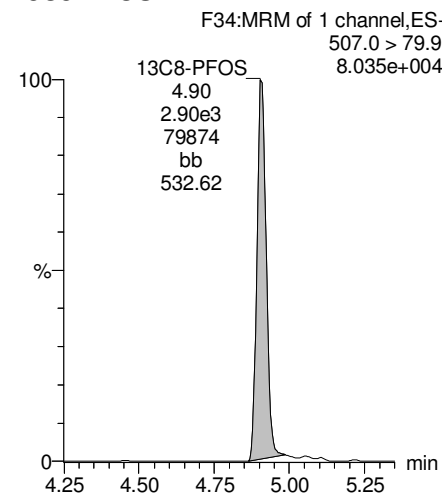
13C2-PFDoA



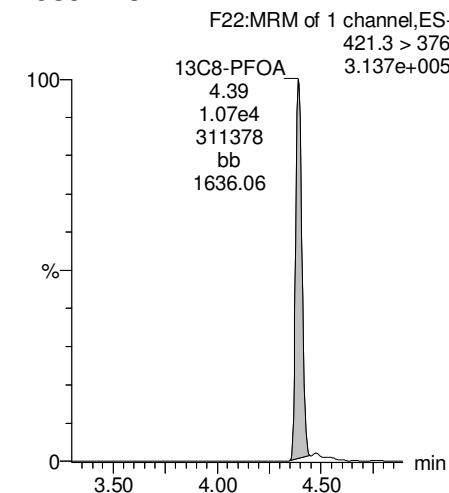
13C2-PFTeDA



13C8-PFOS



13C8-PFOA



Dataset: Z:\Projects\PFAS.PRO\Results\180227M1\180027M1-66.qld

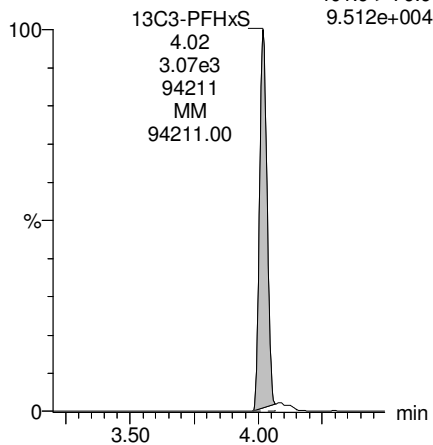
Last Altered: Thursday, March 01, 2018 14:35:10 Pacific Standard Time

Printed: Thursday, March 01, 2018 14:35:45 Pacific Standard Time

Name: 180227M1_66, Date: 28-Feb-2018, Time: 07:44:52, ID: 1800340-02 WI-AF-MW-613-0218 0.11332, Description: WI-AF-MW-613-0218

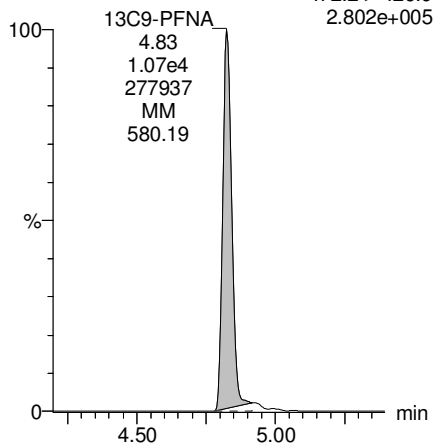
13C3-PFHxS

F18:MRM of 1 channel,ES-
401.9 > 79.9
9.512e+004



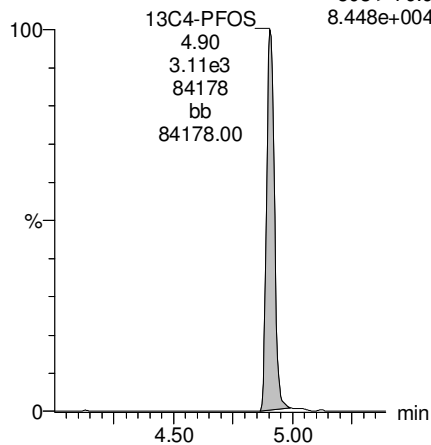
13C9-PFNA

F28:MRM of 1 channel,ES-
472.2 > 426.9
2.802e+005



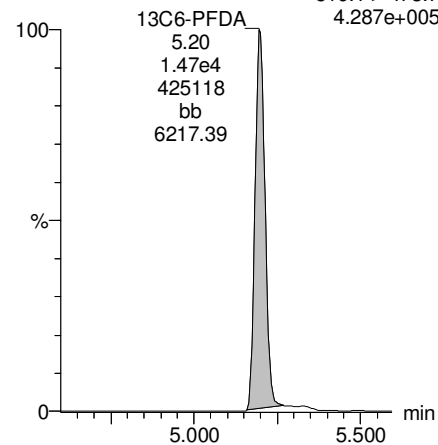
13C4-PFOS

F32:MRM of 1 channel,ES-
503 > 79.9
8.448e+004



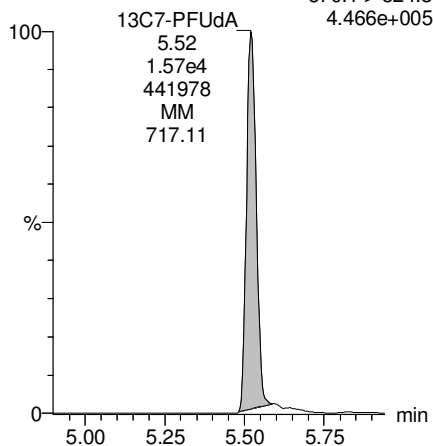
13C6-PFDA

F39:MRM of 1 channel,ES-
519.1 > 473.7
4.287e+005



13C7-PFUdA

F48:MRM of 1 channel,ES-
570.1 > 524.8
4.466e+005



Dataset: Z:\Projects\PFAS.PRO\Results\180227M1\180027M1-70.qld

Last Altered: Thursday, March 01, 2018 14:51:13 Pacific Standard Time

Printed: Thursday, March 01, 2018 14:53:07 Pacific Standard Time

Method: Z:\Projects\PFAS.PRO\MethDB\PFAS_FULL_80C_022718.mdb 28 Feb 2018 13:19:45

Calibration: Z:\Projects\PFAS.PRO\CurveDB\C18_VAL-PFAS_Q4_02-27-18-FULL.cdb 28 Feb 2018 11:20:16

Name: 180227M1_70, Date: 28-Feb-2018, Time: 08:30:48, ID: 1800340-03 WI-AF-FB02-021418 0.12011, Description: WI-AF-FB02-021418

	# Name	Trace	Area	IS Area	Wt./Vol.	RRF	Pred.RT	RT	y Axis Resp.	Conc.	%Rec
1	3 PFBS	299.0 > 79.7	3.30e-1	1.61e3	0.120		2.60	2.77	0.00256		
2	5 PFHxA	313.2 > 268.9		2.86e3	0.120		3.19				
3	7 PFHpA	363.0 > 318.9		7.00e3	0.120		3.81				
4	8 L-PFHxS	398.9 > 79.6	3.98e-1	1.17e3	0.120		4.17	4.01	0.00425		
5	11 L-PFOA	413 > 368.7	1.26e2	1.22e4	0.120		4.40	4.39	0.129		
6	14 PFNA	463.0 > 418.8		8.84e3	0.120		4.76				
7	16 L-PFOS	499 > 79.9		2.94e3	0.120		4.90				
8	18 PFDA	513 > 468.8		9.02e3	0.120		5.14				
9	21 N-MeFOSAA	570.1 > 419		4.30e3	0.120		5.29				
10	22 N-EtFOSAA	584.2 > 419		4.71e3	0.120		5.45				
11	23 PFUdA	563.0 > 518.9	6.41e1	1.20e4	0.120		5.46	5.52	0.0667		

Dataset: Z:\Projects\PFAS.PRO\Results\180227M1\180027M1-70.qld

Last Altered: Thursday, March 01, 2018 14:51:13 Pacific Standard Time

Printed: Thursday, March 01, 2018 14:53:16 Pacific Standard Time

Method: Z:\Projects\PFAS.PRO\MethDB\PFAS_FULL_80C_022718.mdb 28 Feb 2018 13:19:45

Calibration: Z:\Projects\PFAS.PRO\CurveDB\C18_VAL-PFAS_Q4_02-27-18-FULL.cdb 28 Feb 2018 11:20:16

Name: 180227M1_70, Date: 28-Feb-2018, Time: 08:30:48, ID: 1800340-03 WI-AF-FB02-021418 0.12011, Description: WI-AF-FB02-021418

#	Name	Trace	Area	IS Area	Wt./Vol.	RRF	Pred.RT	RT	y Axis Resp.	Conc.	%Rec
1	25 PFDa	612.9 > 569.0		1.10e4	0.120		5.74				
2	27 PFTDA	662.9 > 618.9		1.10e4	0.120		5.98				
3	28 PFTeDA	712.9 > 668.8		5.11e3	0.120		6.20				
4	36 13C3-PFBS	302. > 98.8	1.61e3	1.02e4	0.120	0.131	2.69	2.77	1.97	124.5462	119.7
5	37 13C2-PFHxA	315 > 269.8	2.86e3	1.02e4	0.120	0.740	3.19	3.26	3.49	39.2771	94.4
6	38 13C4-PFHpA	367.2 > 321.8	7.00e3	1.02e4	0.120	0.776	3.81	3.87	8.55	91.7288	88.1
7	39 18O2-PFHxS	403.0 > 102.6	1.17e3	3.19e3	0.120	0.412	3.96	4.02	4.58	92.5503	88.9
8	40 13C2-PFOA	414.9 > 369.7	1.22e4	9.18e3	0.120	1.891	4.33	4.39	16.6	73.2850	70.4
9	41 13C5-PFNA	468.2 > 422.9	8.84e3	1.13e4	0.120	0.959	4.76	4.83	9.80	85.0073	81.7
10	42 13C8-PFOSA	506.1 > 77.7	1.70e3	1.62e4	0.120	0.308	4.83	4.89	1.31	35.5306	34.1
11	43 13C8-PFOS	507.0 > 79.9	2.94e3	3.18e3	0.120	1.096	4.84	4.90	11.6	87.9206	84.5
12	44 13C2-PFDA	515.1 > 469.9	9.02e3	1.32e4	0.120	0.926	5.14	5.20	8.56	76.9449	73.9
13	45 d3-N-MeFOSAA	573.3 > 419	4.30e3	1.62e4	0.120	0.359	5.29	5.35	3.31	76.9556	73.9
14	46 d5-N-EtFOSAA	589.3 > 419	4.71e3	1.62e4	0.120	0.435	5.45	5.50	3.63	69.4777	66.8
15	47 13C2-PFUdA	565 > 519.8	1.20e4	1.62e4	0.120	1.138	5.46	5.52	9.26	67.7657	65.1
16	48 13C2-PFDoA	615.0 > 569.7	1.10e4	1.62e4	0.120	1.059	5.74	5.80	8.47	66.6315	64.0
17	49 d3-N-MeFOSA	515.2 > 168.9		1.62e4	0.120	0.151	5.84				
18	50 13C2-PFTeDA	714.8 > 669.6	5.11e3	1.62e4	0.120	0.484	6.20	6.26	3.94	67.8559	65.2
19	51 d5-N-ETFOSA	531.1 > 168.9		1.62e4	0.120	0.215	6.22				
20	52 13C2-PFHxDA	815 > 769.7	3.96e3	1.62e4	0.120	0.741	6.51	6.59	3.05	34.2688	82.3
21	53 d7-N-MeFOSE	623.1 > 58.9		1.62e4	0.120	0.186	6.31				
22	54 d9-N-EtFOSE	639.2 > 58.8		1.62e4	0.120	0.159	6.45				
23	55 13C4-PFBA	217. > 171.8	9.67e3	9.67e3	0.120	1.000	1.46	1.53	12.5	104.0713	100.0
24	56 13C5-PFHxA	318 > 272.9	1.02e4	1.02e4	0.120	1.000	3.19	3.25	12.5	104.0713	100.0
25	57 13C3-PFHxS	401.9 > 79.9	3.19e3	3.19e3	0.120	1.000	3.96	4.02	12.5	104.0713	100.0
26	58 13C8-PFOA	421.3 > 376	9.18e3	9.18e3	0.120	1.000	4.33	4.39	12.5	104.0713	100.0
27	59 13C9-PFNA	472.2 > 426.9	1.13e4	1.13e4	0.120	1.000	4.70	4.83	12.5	104.0713	100.0
28	60 13C4-PFOS	503 > 79.9	3.18e3	3.18e3	0.120	1.000	4.84	4.90	12.5	104.0713	100.0
29	61 13C6-PFDA	519.1 > 473.7	1.32e4	1.32e4	0.120	1.000	5.14	5.20	12.5	104.0713	100.0
30	62 13C7-PFUdA	570.1 > 524.8	1.62e4	1.62e4	0.120	1.000	5.46	5.52	12.5	104.0713	100.0
31	63 Total PFHxS	398.9 > 79.6	3.98e-1	1.17e3	0.120		3.85		0.000		
32	64 Total PFOA	413 > 368.7	1.26e2	1.22e4	0.120		4.21		0.000		

Dataset: Z:\Projects\PFAS.PRO\Results\180227M1\180027M1-70.qld

Last Altered: Thursday, March 01, 2018 14:51:13 Pacific Standard Time

Printed: Thursday, March 01, 2018 14:53:16 Pacific Standard Time

Name: 180227M1_70, Date: 28-Feb-2018, Time: 08:30:48, ID: 1800340-03 WI-AF-FB02-021418 0.12011, Description: WI-AF-FB02-021418

	# Name	Trace	Area	IS Area	Wt./Vol.	RRF	Pred.RT	RT	y Axis Resp.	Conc.	%Rec
33	65 Total PFOS	499 > 79.9	0.00e0	2.94e3	0.120		4.73		0.000		
34	66 Total N-MeFOSAA	570.1 > 419	0.00e0	4.30e3	0.120		5.29		0.000		
35	67 Total N-EtFOSAA	584.2 > 419	0.00e0	4.71e3	0.120		5.45		0.000		

Dataset: Z:\Projects\PFAS.PRO\Results\180227M1\180027M1-70.qld

Last Altered: Thursday, March 01, 2018 14:51:13 Pacific Standard Time

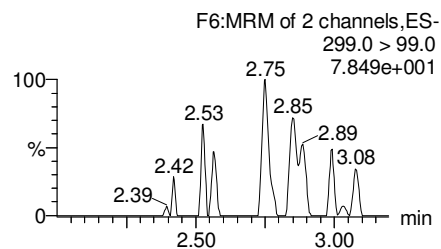
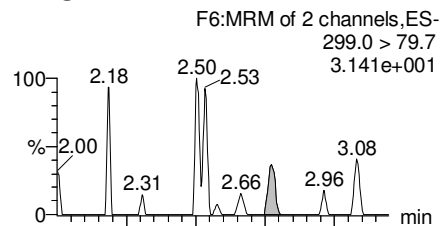
Printed: Thursday, March 01, 2018 14:53:16 Pacific Standard Time

Method: Z:\Projects\PFAS.PRO\MethDB\PFAS_FULL_80C_022718.mdb 28 Feb 2018 13:19:45

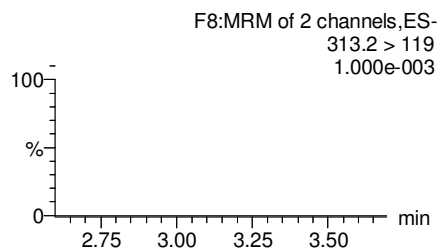
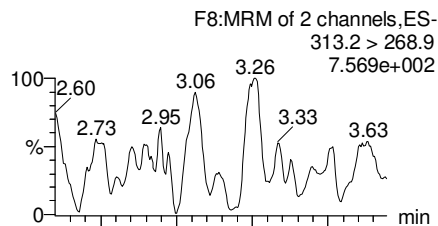
Calibration: Z:\Projects\PFAS.PRO\CurveDB\C18_VAL-PFAS_Q4_02-27-18-FULL.cdb 28 Feb 2018 11:20:16

Name: 180227M1_70, Date: 28-Feb-2018, Time: 08:30:48, ID: 1800340-03 WI-AF-FB02-021418 0.12011, Description: WI-AF-FB02-021418

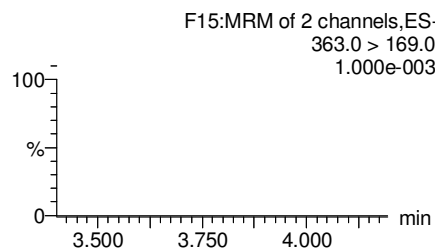
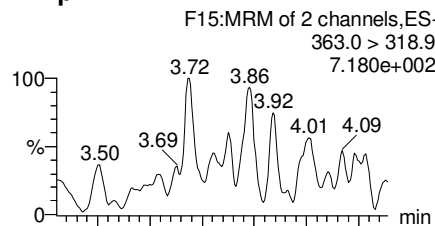
PFBS



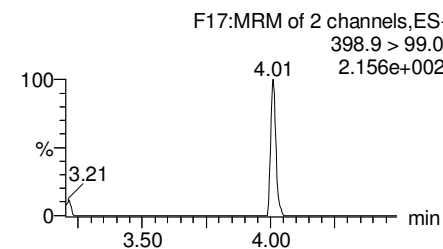
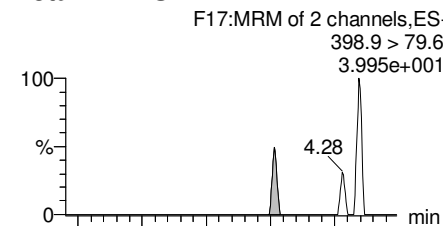
PFHxA



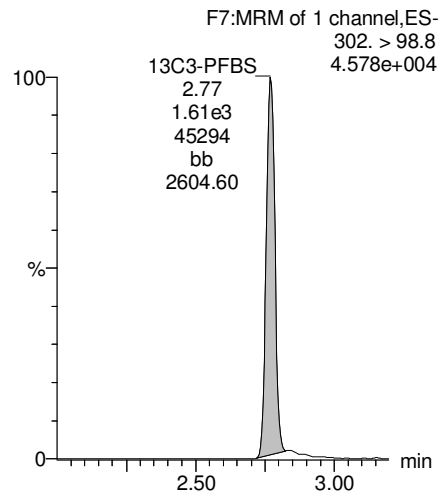
PFHpA



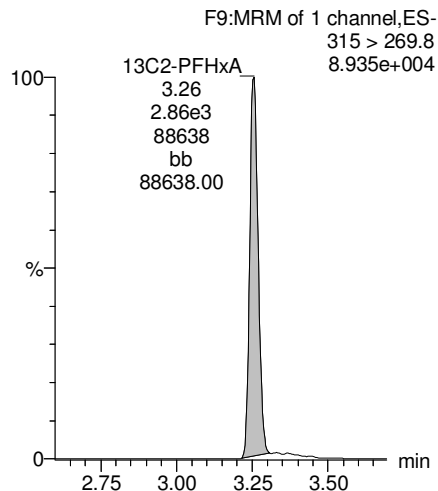
Total PFHxS



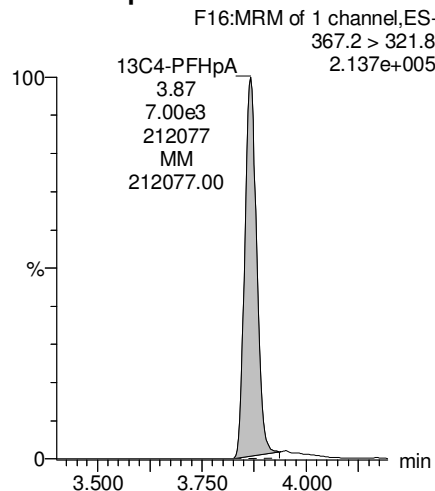
13C3-PFBS



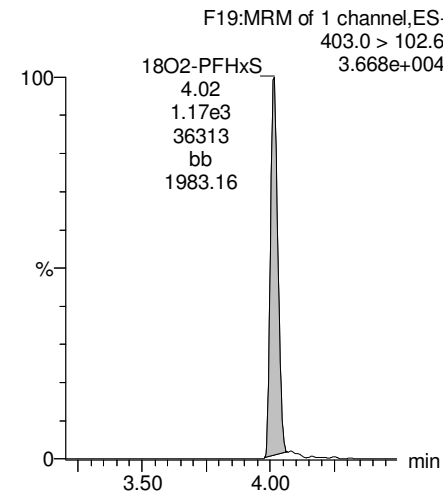
13C2-PFHxA



13C4-PFHpA



18O2-PFHxS



Dataset: Z:\Projects\PFAS.PRO\Results\180227M1\180027M1-70.qld

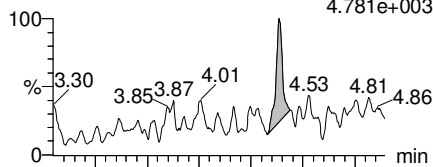
Last Altered: Thursday, March 01, 2018 14:51:13 Pacific Standard Time

Printed: Thursday, March 01, 2018 14:53:16 Pacific Standard Time

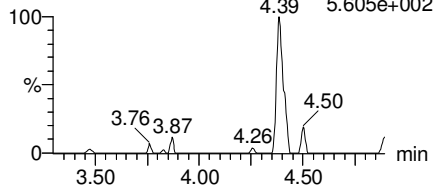
Name: 180227M1_70, Date: 28-Feb-2018, Time: 08:30:48, ID: 1800340-03 WI-AF-FB02-021418 0.12011, Description: WI-AF-FB02-021418

Total PFOA

F20:MRM of 2 channels,ES-
413 > 368.7
4.781e+003

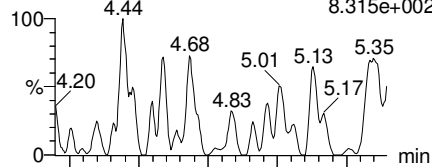


F20:MRM of 2 channels,ES-
413 > 169
5.605e+002

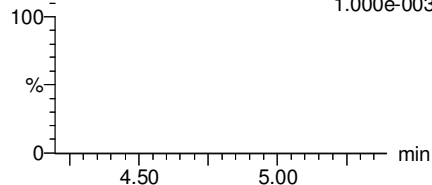


PFNA

F26:MRM of 2 channels,ES-
463.0 > 418.8
8.315e+002

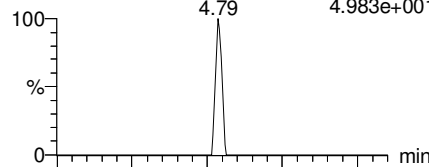


F26:MRM of 2 channels,ES-
463.0 > 219.0
1.000e+003

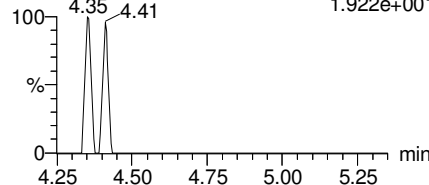


Total PFOS

F31:MRM of 2 channels,ES-
499 > 79.9
4.983e+001

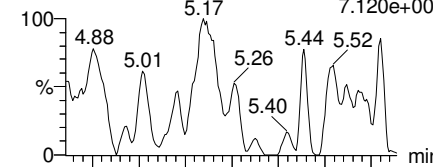


F31:MRM of 2 channels,ES-
499 > 99
1.922e+001

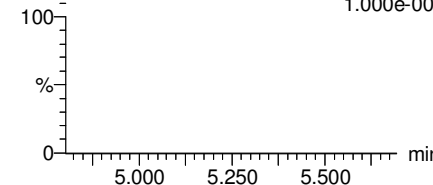


PFDA

F36:MRM of 2 channels,ES-
513 > 468.8
7.120e+002

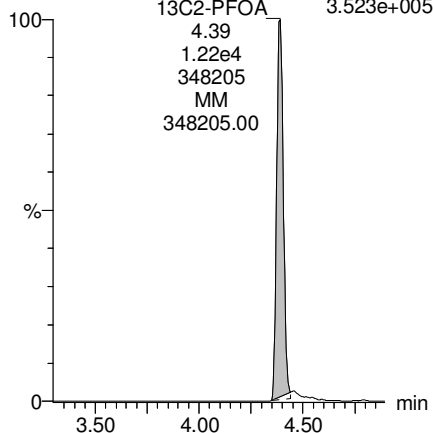


F36:MRM of 2 channels,ES-
513 > 219
1.000e+003



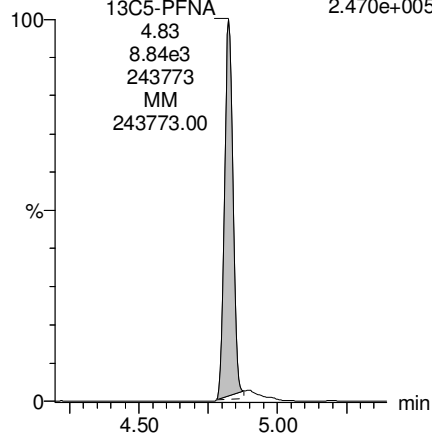
13C2-PFOA

F21:MRM of 1 channel,ES-
414.9 > 369.7
3.523e+005



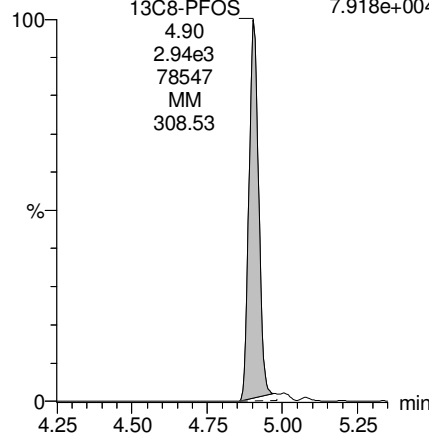
13C5-PFNA

F27:MRM of 1 channel,ES-
468.2 > 422.9
2.470e+005



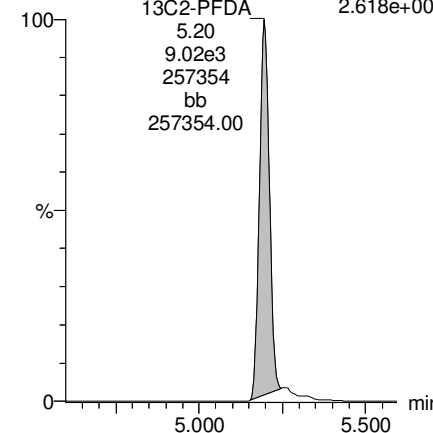
13C8-PFOS

F34:MRM of 1 channel,ES-
507.0 > 79.9
7.918e+004



13C2-PFDA

F37:MRM of 1 channel,ES-
515.1 > 469.9
2.618e+005



Dataset: Z:\Projects\PFAS.PRO\Results\180227M1\180027M1-70.qld

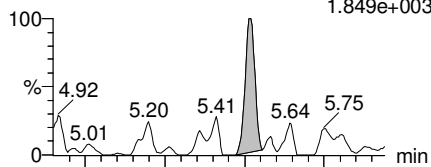
Last Altered: Thursday, March 01, 2018 14:51:13 Pacific Standard Time

Printed: Thursday, March 01, 2018 14:53:16 Pacific Standard Time

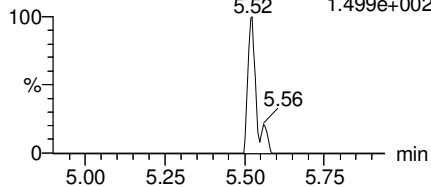
Name: 180227M1_70, Date: 28-Feb-2018, Time: 08:30:48, ID: 1800340-03 WI-AF-FB02-021418 0.12011, Description: WI-AF-FB02-021418

PFUdA

F45:MRM of 2 channels,ES-
563.0 > 518.9
1.849e+003

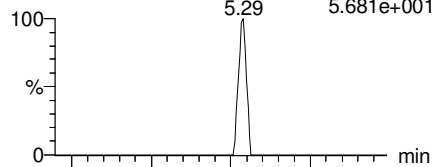


F45:MRM of 2 channels,ES-
563.0 > 269
1.499e+002

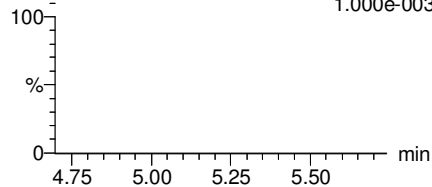


N-MeFOSAA

F47:MRM of 2 channels,ES-
570.1 > 419
5.681e+001

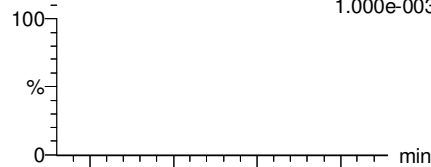


F47:MRM of 2 channels,ES-
570.1 > 483.0
1.000e-003

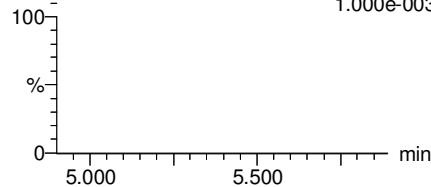


N-EtFOSAA

F50:MRM of 2 channels,ES-
584.2 > 419
1.000e-003

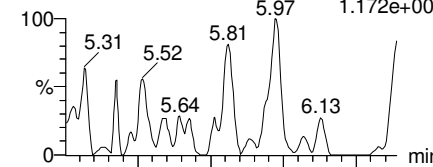


F50:MRM of 2 channels,ES-
584.2 > 483.0
1.000e-003

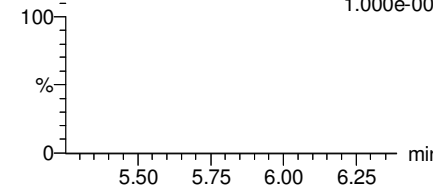


PFDaA

F53:MRM of 4 channels,ES-
612.9 > 569.0
1.172e+003

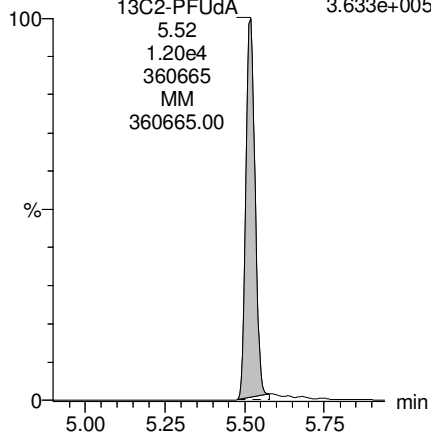


F53:MRM of 4 channels,ES-
612.9 > 318.8
1.000e-003



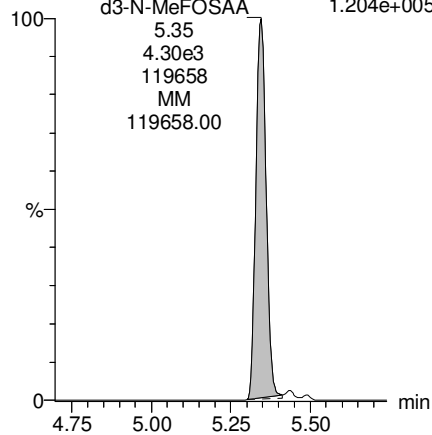
13C2-PFUdA

F46:MRM of 1 channel,ES-
565 > 519.8
3.633e+005



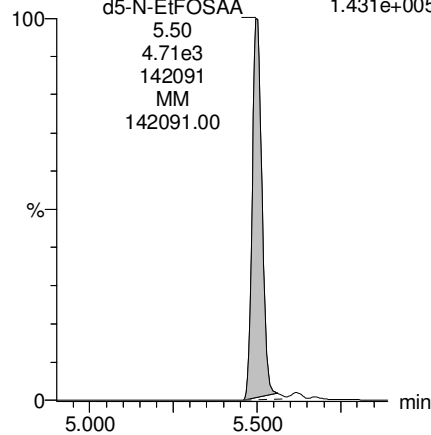
d3-N-MeFOSAA

F49:MRM of 1 channel,ES-
573.3 > 419
1.204e+005



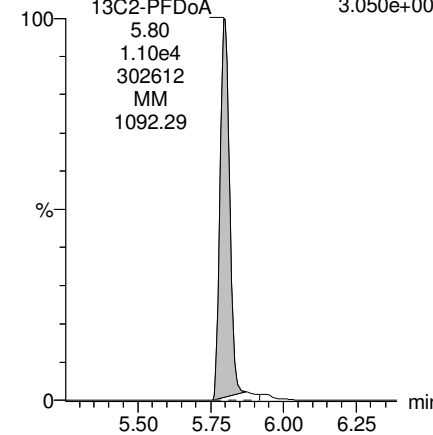
d5-N-EtFOSAA

F51:MRM of 1 channel,ES-
589.3 > 419
1.431e+005



13C2-PFDaA

F54:MRM of 2 channels,ES-
615.0 > 569.7
3.050e+005



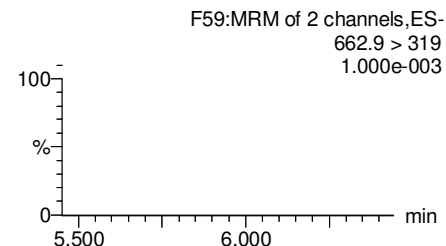
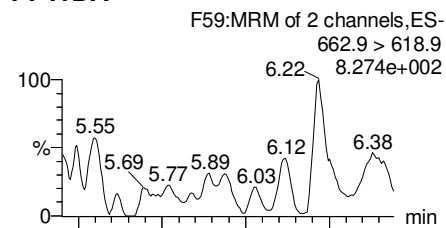
Dataset: Z:\Projects\PFAS.PRO\Results\180227M1\180027M1-70.qld

Last Altered: Thursday, March 01, 2018 14:51:13 Pacific Standard Time

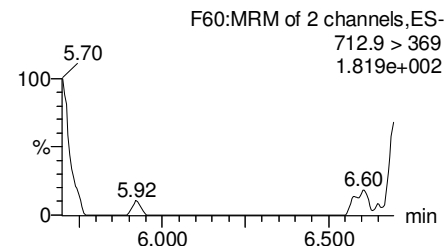
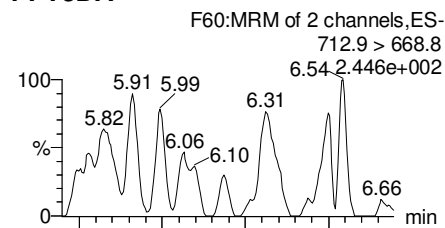
Printed: Thursday, March 01, 2018 14:53:16 Pacific Standard Time

Name: 180227M1_70, Date: 28-Feb-2018, Time: 08:30:48, ID: 1800340-03 WI-AF-FB02-021418 0.12011, Description: WI-AF-FB02-021418

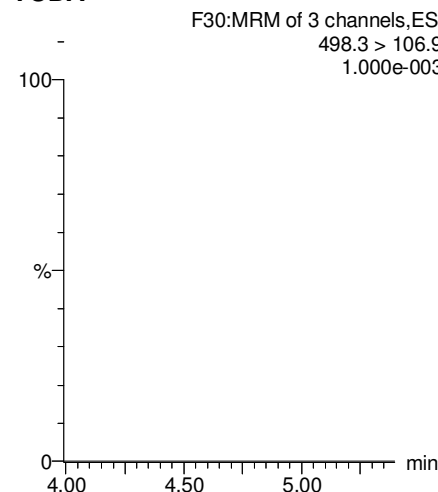
PFTrDA



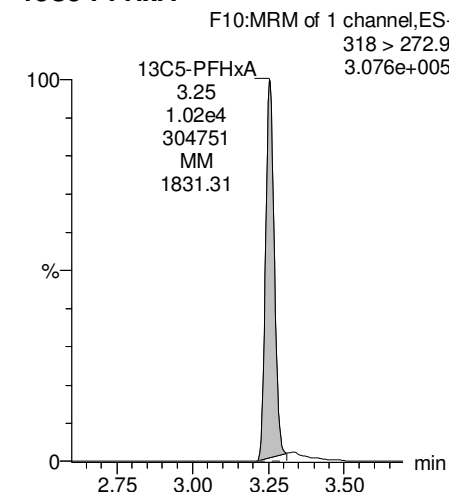
PFTeDA



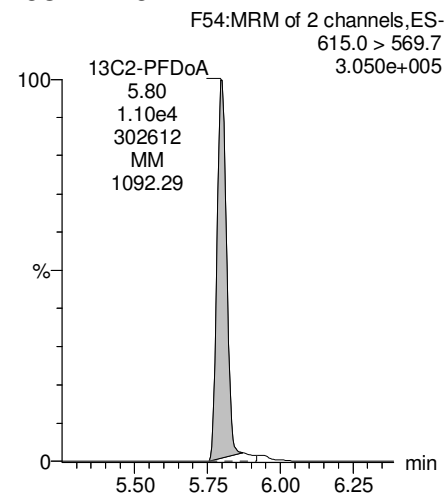
TCDA



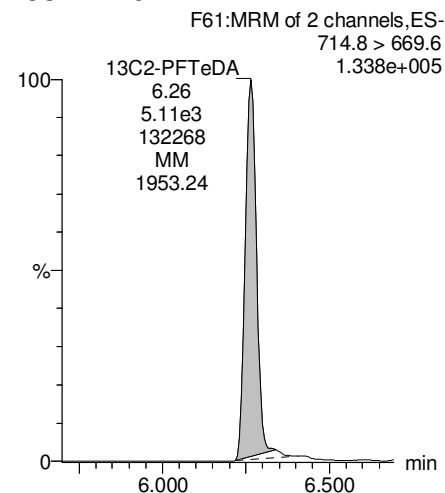
13C5-PFHxA



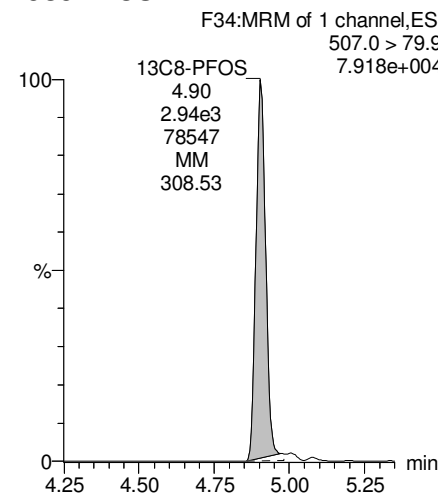
13C2-PFDoA



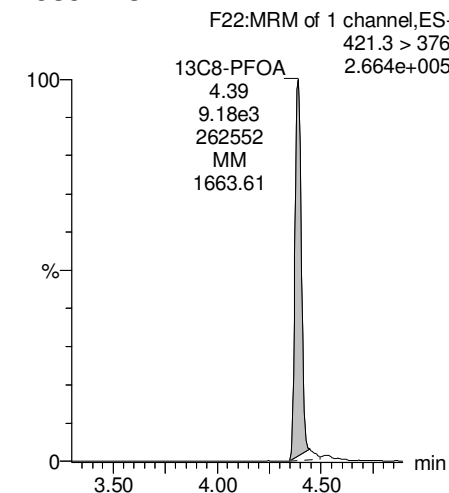
13C2-PFTeDA



13C8-PFOS



13C8-PFOA

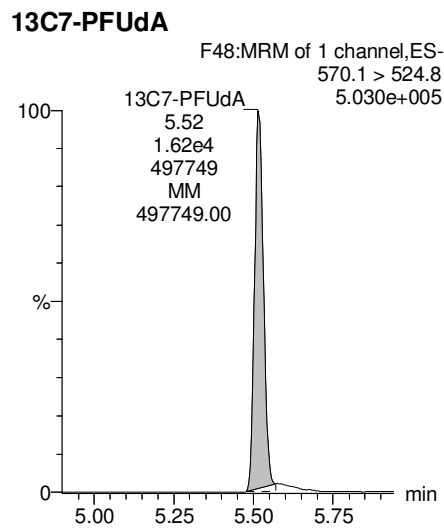
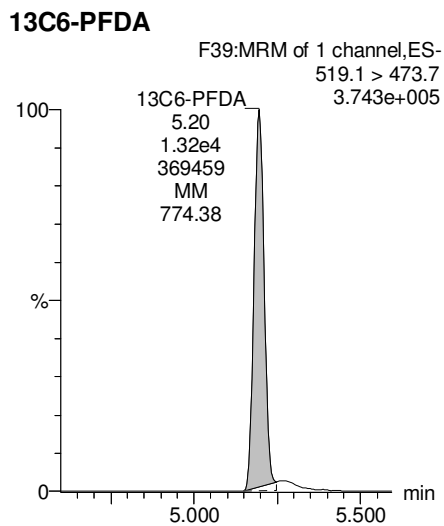
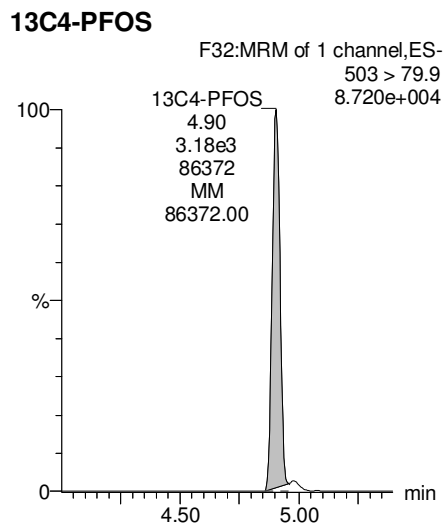
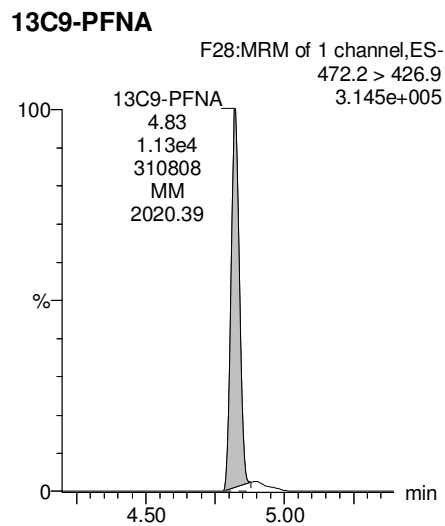
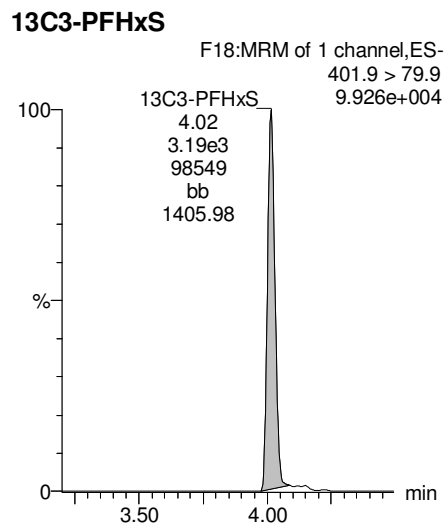


Dataset: Z:\Projects\PFAS.PRO\Results\180227M1\180027M1-70.qld

Last Altered: Thursday, March 01, 2018 14:51:13 Pacific Standard Time

Printed: Thursday, March 01, 2018 14:53:16 Pacific Standard Time

Name: 180227M1_70, Date: 28-Feb-2018, Time: 08:30:48, ID: 1800340-03 WI-AF-FB02-021418 0.12011, Description: WI-AF-FB02-021418



Dataset: Z:\Projects\PFAS.PRO\Results\180227M1\180027M1-71.qld

Last Altered: Thursday, March 01, 2018 15:14:55 Pacific Standard Time

Printed: Thursday, March 01, 2018 15:16:31 Pacific Standard Time

Method: Z:\Projects\PFAS.PRO\MethDB\PFAS_FULL_80C_022718.mdb 28 Feb 2018 13:19:45

Calibration: Z:\Projects\PFAS.PRO\CurveDB\C18_VAL-PFAS_Q4_02-27-18-FULL.cdb 28 Feb 2018 11:20:16

Name: 180227M1_71, Date: 28-Feb-2018, Time: 08:42:17, ID: 1800340-04 WI-AF-EB02-021418 0.12032, Description: WI-AF-EB02-021418

	# Name	Trace	Area	IS Area	Wt./Vol.	RRF	Pred.RT	RT	y Axis Resp.	Conc.	%Rec
1	3 PFBS	299.0 > 79.7		1.53e3	0.120		2.60				
2	5 PFHxA	313.2 > 268.9		2.73e3	0.120		3.19				
3	7 PFHpA	363.0 > 318.9		6.92e3	0.120		3.81				
4	8 L-PFHxS	398.9 > 79.6	3.57e-1	1.23e3	0.120		4.17	4.01	0.00362		
5	11 L-PFOA	413 > 368.7		1.14e4	0.120		4.40				
6	14 PFNA	463.0 > 418.8		7.93e3	0.120		4.76				
7	16 L-PFOS	499 > 79.9		3.12e3	0.120		4.90				
8	18 PFDA	513 > 468.8		8.94e3	0.120		5.14				
9	21 N-MeFOSAA	570.1 > 419		3.83e3	0.120		5.29				
10	22 N-EtFOSAA	584.2 > 419		4.22e3	0.120		5.45				
11	23 PFUdA	563.0 > 518.9		9.23e3	0.120		5.46				

Dataset: Z:\Projects\PFAS.PRO\Results\180227M1\180027M1-71.qld

Last Altered: Thursday, March 01, 2018 15:14:55 Pacific Standard Time

Printed: Thursday, March 01, 2018 15:16:40 Pacific Standard Time

Method: Z:\Projects\PFAS.PRO\MethDB\PFAS_FULL_80C_022718.mdb 28 Feb 2018 13:19:45

Calibration: Z:\Projects\PFAS.PRO\CurveDB\C18_VAL-PFAS_Q4_02-27-18-FULL.cdb 28 Feb 2018 11:20:16

Name: 180227M1_71, Date: 28-Feb-2018, Time: 08:42:17, ID: 1800340-04 WI-AF-EB02-021418 0.12032, Description: WI-AF-EB02-021418

#	Name	Trace	Area	IS Area	Wt./Vol.	RRF	Pred.RT	RT	y Axis Resp.	Conc.	%Rec	
1	25	PFDoA	612.9 > 569.0	8.94e3	0.120		5.74					
2	27	PFTrDA	662.9 > 618.9	8.94e3	0.120		5.98					
3	28	PFTeDA	712.9 > 668.8	5.16e3	0.120		6.20					
4	36	13C3-PFBS	302. > 98.8	1.53e3	1.24e4	0.120	0.131	2.69	2.77	1.54	97.1773	93.5
5	37	13C2-PFHxA	315 > 269.8	2.73e3	1.24e4	0.120	0.740	3.19	3.25	2.75	30.8414	74.2
6	38	13C4-PFHpA	367.2 > 321.8	6.92e3	1.24e4	0.120	0.776	3.81	3.87	6.96	74.4806	71.7
7	39	18O2-PFHxS	403.0 > 102.6	1.23e3	3.36e3	0.120	0.412	3.96	4.02	4.59	92.4544	89.0
8	40	13C2-PFOA	414.9 > 369.7	1.14e4	1.06e4	0.120	1.891	4.33	4.39	13.5	59.3836	57.2
9	41	13C5-PFNA	468.2 > 422.9	7.93e3	9.92e3	0.120	0.959	4.76	4.83	9.99	86.5744	83.3
10	42	13C8-PFOSA	506.1 > 77.7	2.04e3	1.55e4	0.120	0.308	4.83	4.90	1.65	44.4264	42.8
11	43	13C8-PFOS	507.0 > 79.9	3.12e3	3.67e3	0.120	1.096	4.84	4.90	10.6	80.5570	77.5
12	44	13C2-PFDA	515.1 > 469.9	8.94e3	1.20e4	0.120	0.926	5.14	5.20	9.32	83.7145	80.6
13	45	d3-N-MeFOSAA	573.3 > 419	3.83e3	1.55e4	0.120	0.359	5.29	5.35	3.09	71.7038	69.0
14	46	d5-N-EtFOSAA	589.3 > 419	4.22e3	1.55e4	0.120	0.435	5.45	5.50	3.41	65.0961	62.7
15	47	13C2-PFUdA	565 > 519.8	9.23e3	1.55e4	0.120	1.138	5.46	5.52	7.44	54.3547	52.3
16	48	13C2-PFDoA	615.0 > 569.7	8.94e3	1.55e4	0.120	1.059	5.74	5.80	7.21	56.6177	54.5
17	49	d3-N-MeFOSA	515.2 > 168.9		1.55e4	0.120	0.151	5.84				
18	50	13C2-PFTeDA	714.8 > 669.6	5.16e3	1.55e4	0.120	0.484	6.20	6.26	4.16	71.4512	68.8
19	51	d5-N-ETFOSA	531.1 > 168.9		1.55e4	0.120	0.215	6.22				
20	52	13C2-PFHxDA	815 > 769.7	3.29e3	1.55e4	0.120	0.741	6.51	6.59	2.66	29.7909	71.7
21	53	d7-N-MeFOSE	623.1 > 58.9		1.55e4	0.120	0.186	6.31				
22	54	d9-N-EtFOSE	639.2 > 58.8		1.55e4	0.120	0.159	6.45				
23	55	13C4-PFBA	217. > 171.8	9.85e3	9.85e3	0.120	1.000	1.46	1.53	12.5	103.8896	100.0
24	56	13C5-PFHxA	318 > 272.9	1.24e4	1.24e4	0.120	1.000	3.19	3.25	12.5	103.8896	100.0
25	57	13C3-PFHxS	401.9 > 79.9	3.36e3	3.36e3	0.120	1.000	3.96	4.02	12.5	103.8896	100.0
26	58	13C8-PFOA	421.3 > 376	1.06e4	1.06e4	0.120	1.000	4.33	4.39	12.5	103.8896	100.0
27	59	13C9-PFNA	472.2 > 426.9	9.92e3	9.92e3	0.120	1.000	4.70	4.83	12.5	103.8896	100.0
28	60	13C4-PFOS	503 > 79.9	3.67e3	3.67e3	0.120	1.000	4.84	4.90	12.5	103.8896	100.0
29	61	13C6-PFDA	519.1 > 473.7	1.20e4	1.20e4	0.120	1.000	5.14	5.20	12.5	103.8896	100.0
30	62	13C7-PFUdA	570.1 > 524.8	1.55e4	1.55e4	0.120	1.000	5.46	5.52	12.5	103.8896	100.0
31	63	Total PFHxS	398.9 > 79.6	3.57e-1	1.23e3	0.120		3.85		0.000		
32	64	Total PFOA	413 > 368.7	0.00e0	1.14e4	0.120		4.21		0.000		

Dataset: Z:\Projects\PFAS.PRO\Results\180227M1\180027M1-71.qld

Last Altered: Thursday, March 01, 2018 15:14:55 Pacific Standard Time

Printed: Thursday, March 01, 2018 15:16:40 Pacific Standard Time

Name: 180227M1_71, Date: 28-Feb-2018, Time: 08:42:17, ID: 1800340-04 WI-AF-EB02-021418 0.12032, Description: WI-AF-EB02-021418

	# Name	Trace	Area	IS Area	Wt./Vol.	RRF	Pred.RT	RT	y Axis Resp.	Conc.	%Rec
33	65 Total PFOS	499 > 79.9	0.00e0	3.12e3	0.120		4.73		0.000		
34	66 Total N-MeFOSAA	570.1 > 419	0.00e0	3.83e3	0.120		5.29		0.000		
35	67 Total N-EtFOSAA	584.2 > 419	0.00e0	4.22e3	0.120		5.45		0.000		

Dataset: Z:\Projects\PFAS.PRO\Results\180227M1\180027M1-71.qld

Last Altered: Thursday, March 01, 2018 15:14:55 Pacific Standard Time

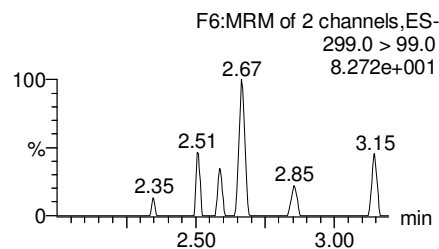
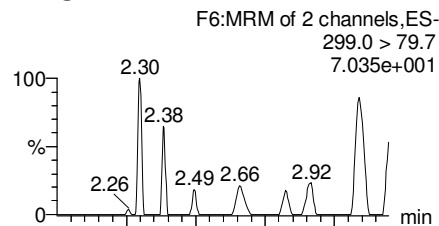
Printed: Thursday, March 01, 2018 15:16:40 Pacific Standard Time

Method: Z:\Projects\PFAS.PRO\MethDB\PFAS_FULL_80C_022718.mdb 28 Feb 2018 13:19:45

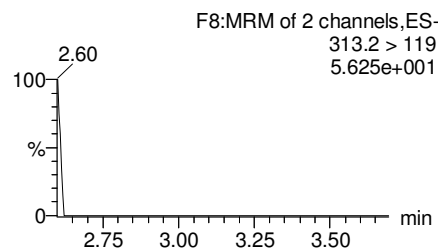
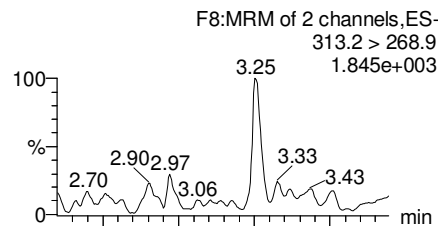
Calibration: Z:\Projects\PFAS.PRO\CurveDB\C18_VAL-PFAS_Q4_02-27-18-FULL.cdb 28 Feb 2018 11:20:16

Name: 180227M1_71, Date: 28-Feb-2018, Time: 08:42:17, ID: 1800340-04 WI-AF-EB02-021418 0.12032, Description: WI-AF-EB02-021418

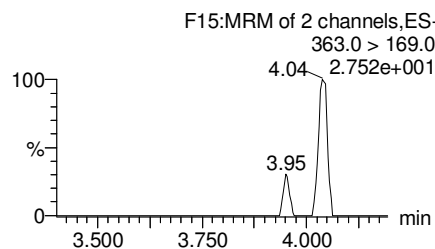
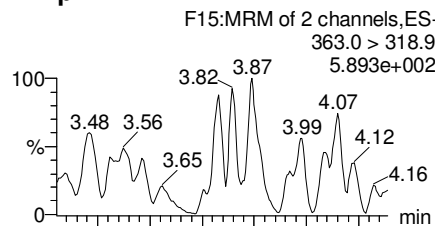
PFBS



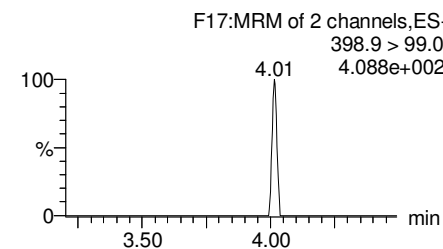
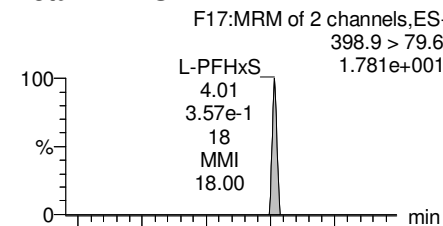
PFHxA



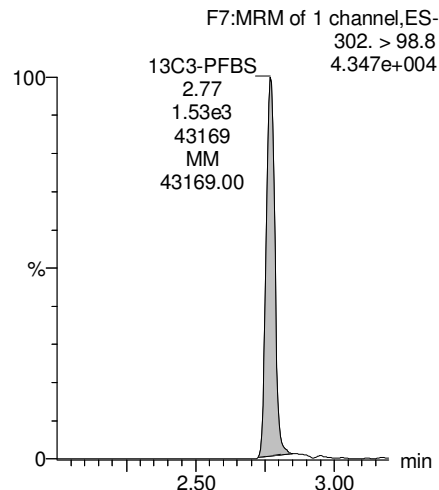
PFHpA



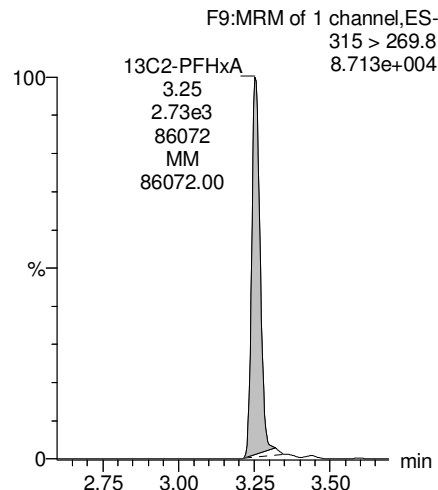
Total PFHxS



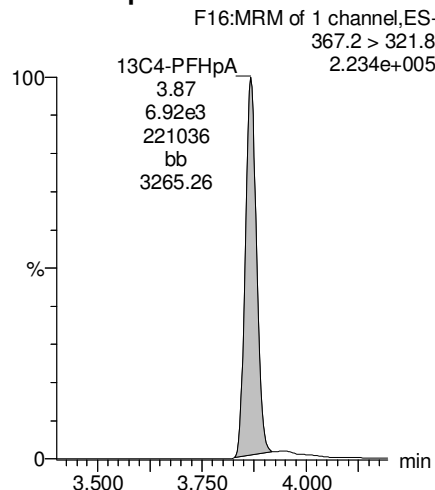
13C3-PFBS



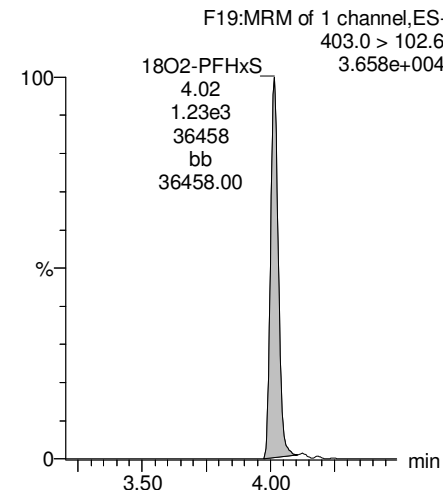
13C2-PFHxA



13C4-PFHpA



18O2-PFHxS



Dataset: Z:\Projects\PFAS.PRO\Results\180227M1\180027M1-71.qld

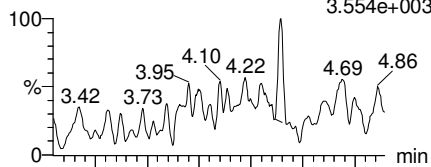
Last Altered: Thursday, March 01, 2018 15:14:55 Pacific Standard Time

Printed: Thursday, March 01, 2018 15:16:40 Pacific Standard Time

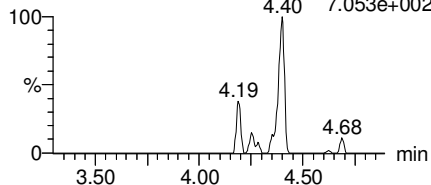
Name: 180227M1_71, Date: 28-Feb-2018, Time: 08:42:17, ID: 1800340-04 WI-AF-EB02-021418 0.12032, Description: WI-AF-EB02-021418

Total PFOA

F20:MRM of 2 channels,ES-
413 > 368.7
3.554e+003

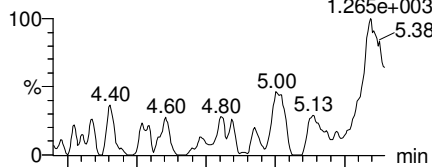


F20:MRM of 2 channels,ES-
413 > 169
7.053e+002

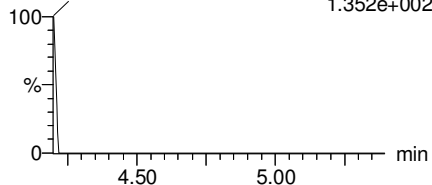


PFNA

F26:MRM of 2 channels,ES-
463.0 > 418.8
1.265e+003

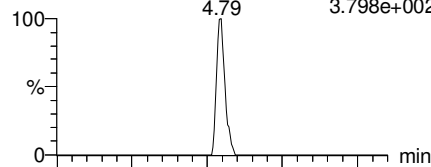


F26:MRM of 2 channels,ES-
463.0 > 219.0
1.352e+002

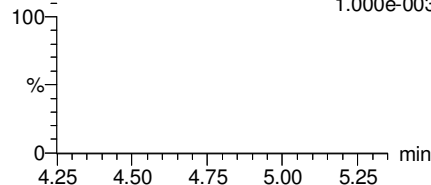


Total PFOS

F31:MRM of 2 channels,ES-
499 > 79.9
3.798e+002

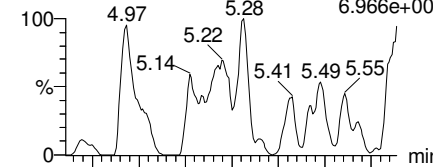


F31:MRM of 2 channels,ES-
499 > 99
1.000e+003

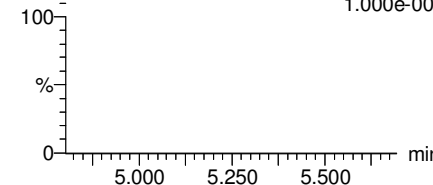


PFDA

F36:MRM of 2 channels,ES-
513 > 468.8
6.966e+002

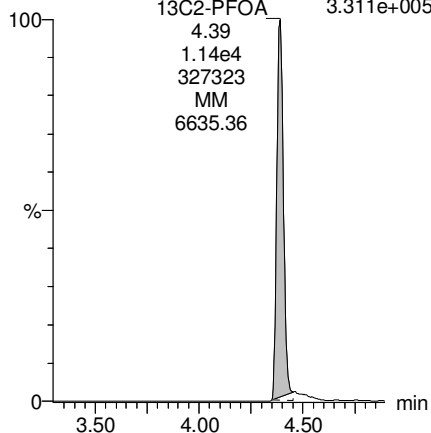


F36:MRM of 2 channels,ES-
513 > 219
1.000e+003



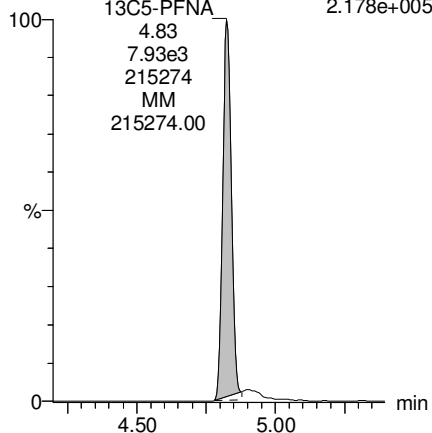
13C2-PFOA

F21:MRM of 1 channel,ES-
414.9 > 369.7
3.311e+005



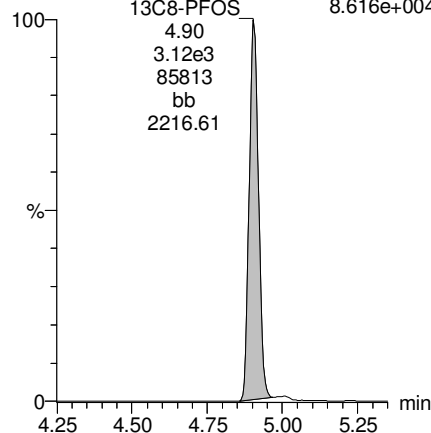
13C5-PFNA

F27:MRM of 1 channel,ES-
468.2 > 422.9
2.178e+005



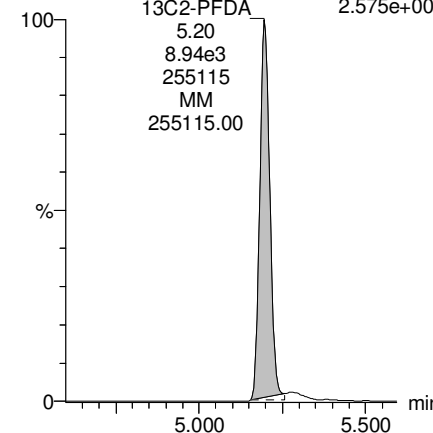
13C8-PFOS

F34:MRM of 1 channel,ES-
507.0 > 79.9
8.616e+004



13C2-PFDA

F37:MRM of 1 channel,ES-
515.1 > 469.9
2.575e+005



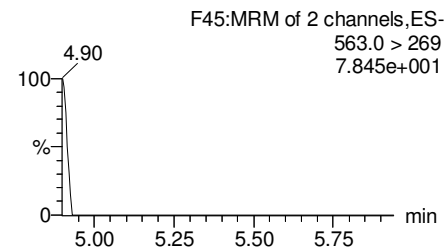
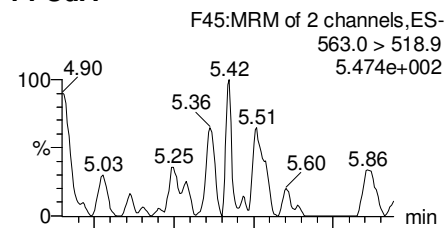
Dataset: Z:\Projects\PFAS.PRO\Results\180227M1\180027M1-71.qld

Last Altered: Thursday, March 01, 2018 15:14:55 Pacific Standard Time

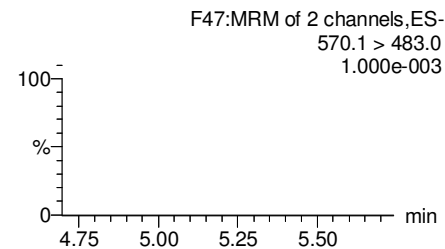
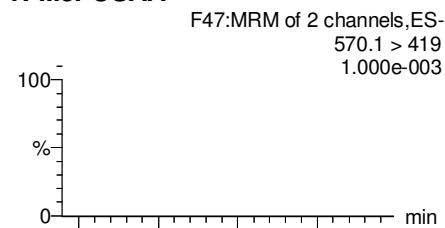
Printed: Thursday, March 01, 2018 15:16:40 Pacific Standard Time

Name: 180227M1_71, Date: 28-Feb-2018, Time: 08:42:17, ID: 1800340-04 WI-AF-EB02-021418 0.12032, Description: WI-AF-EB02-021418

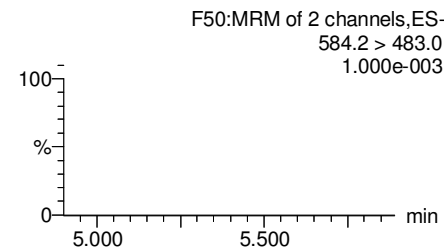
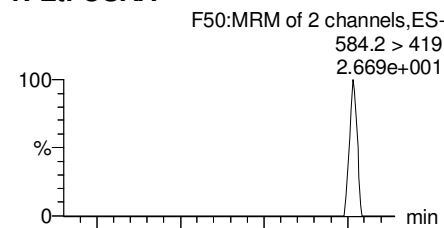
PFUdA



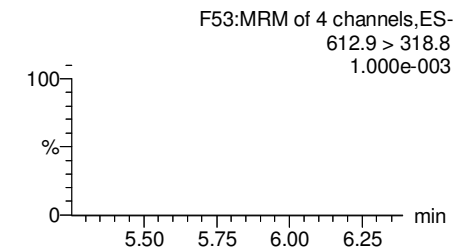
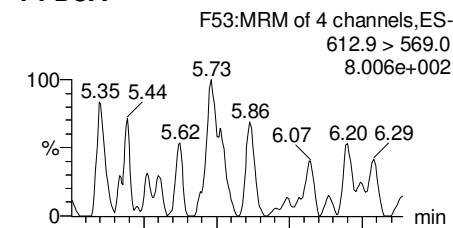
N-MeFOSAA



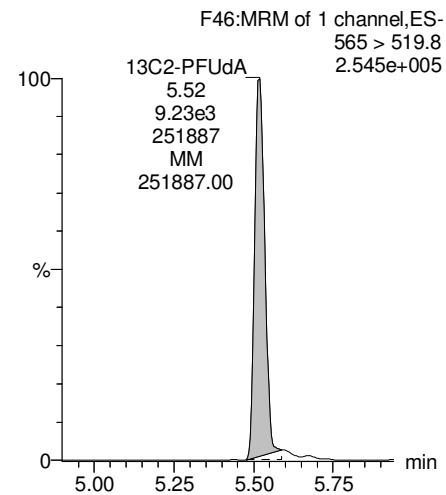
N-EtFOSAA



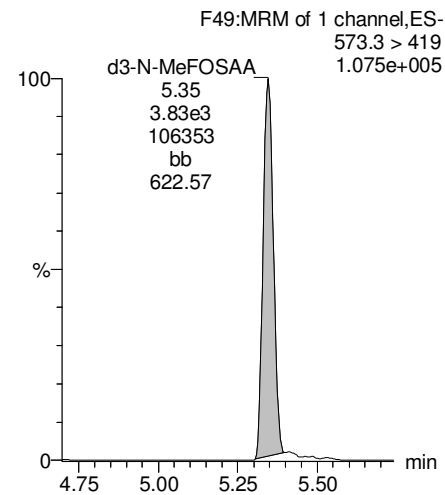
PFDaA



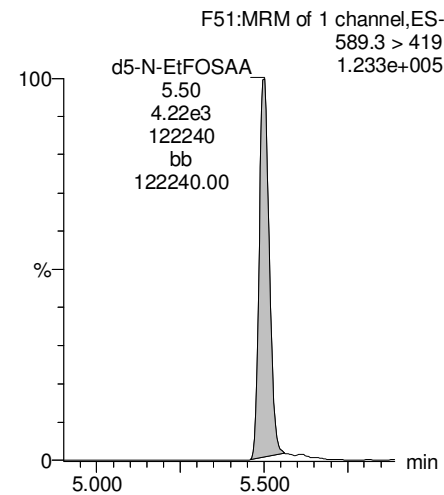
13C2-PFUdA



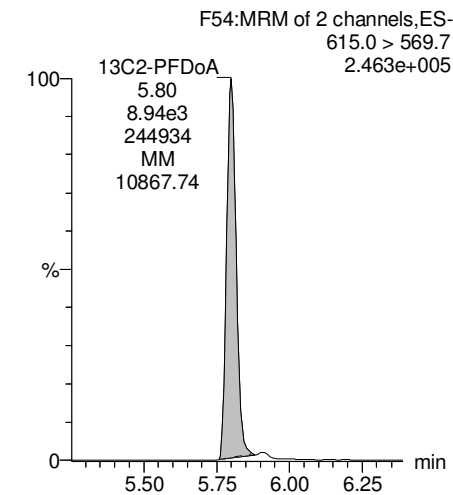
d3-N-MeFOSAA



d5-N-EtFOSAA



13C2-PFDaA



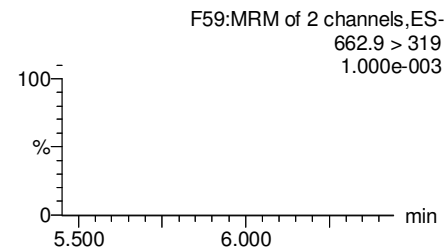
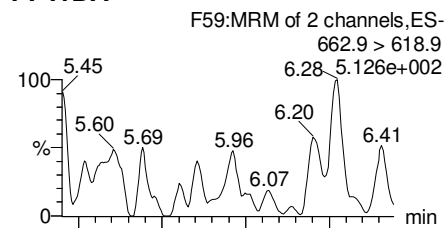
Dataset: Z:\Projects\PFAS.PRO\Results\180227M1\180027M1-71.qld

Last Altered: Thursday, March 01, 2018 15:14:55 Pacific Standard Time

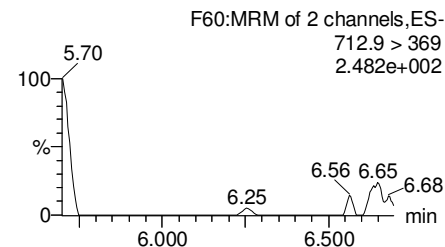
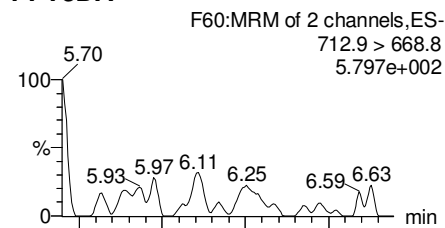
Printed: Thursday, March 01, 2018 15:16:40 Pacific Standard Time

Name: 180227M1_71, Date: 28-Feb-2018, Time: 08:42:17, ID: 1800340-04 WI-AF-EB02-021418 0.12032, Description: WI-AF-EB02-021418

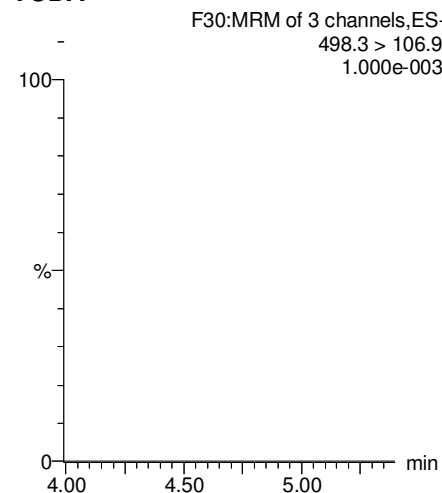
PFTrDA



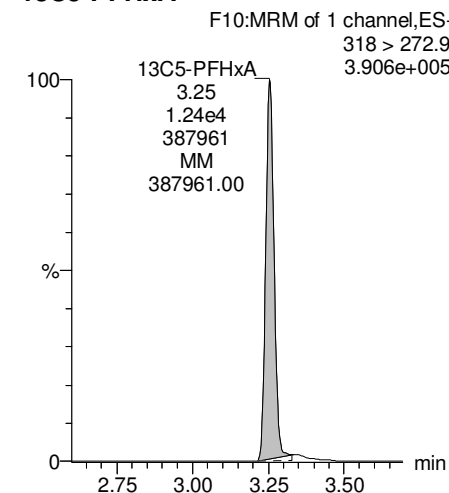
PFTeDA



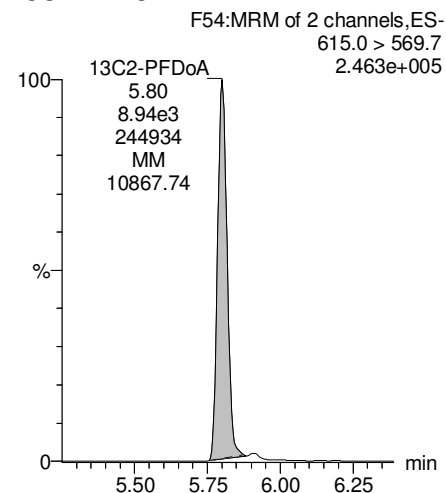
TCDA



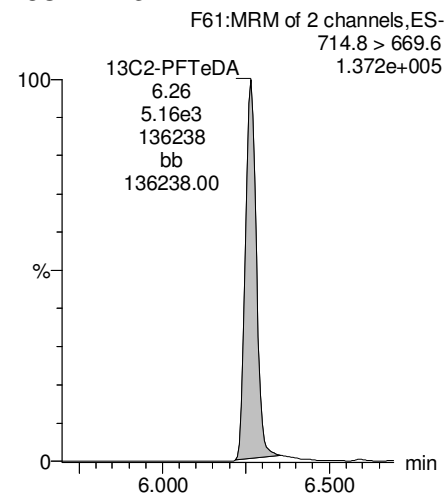
13C5-PFHxA



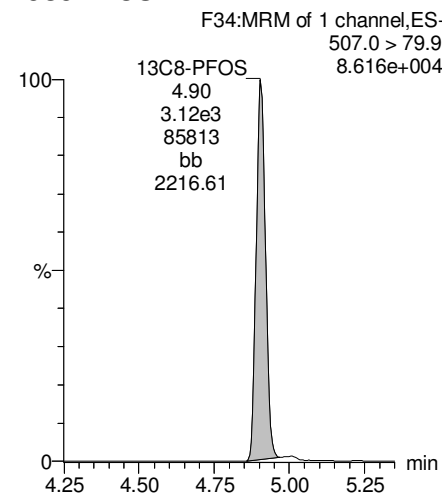
13C2-PFDoA



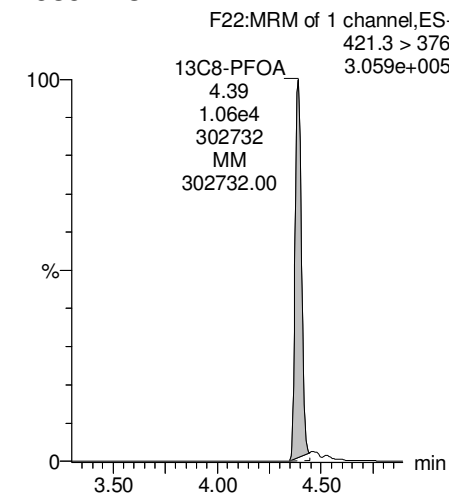
13C2-PFTeDA



13C8-PFOS



13C8-PFOA



Dataset: Z:\Projects\PFAS.PRO\Results\180227M1\180027M1-71.qld

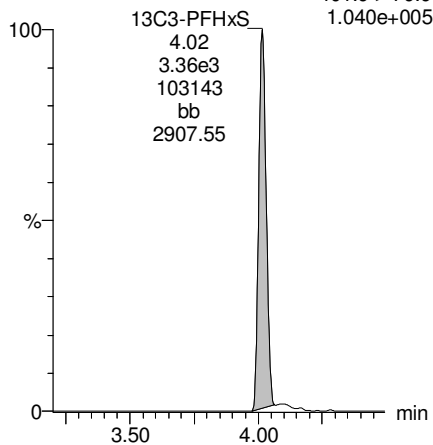
Last Altered: Thursday, March 01, 2018 15:14:55 Pacific Standard Time

Printed: Thursday, March 01, 2018 15:16:40 Pacific Standard Time

Name: 180227M1_71, Date: 28-Feb-2018, Time: 08:42:17, ID: 1800340-04 WI-AF-EB02-021418 0.12032, Description: WI-AF-EB02-021418

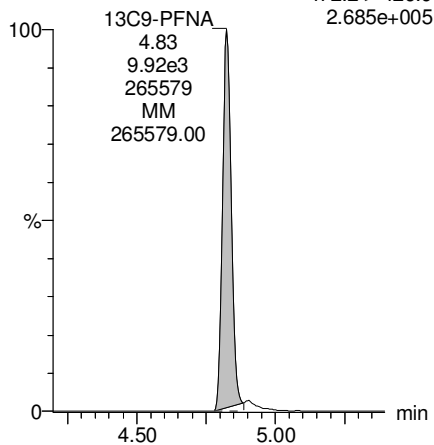
13C3-PFHxS

F18:MRM of 1 channel,ES-
401.9 > 79.9
1.040e+005



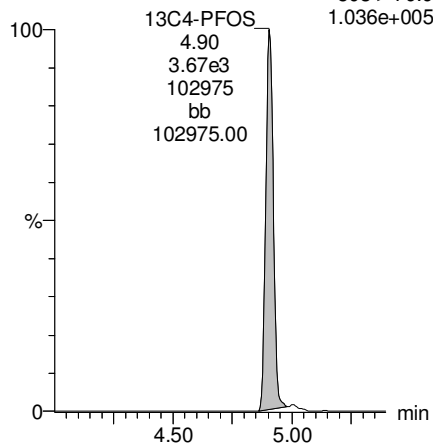
13C9-PFNA

F28:MRM of 1 channel,ES-
472.2 > 426.9
2.685e+005



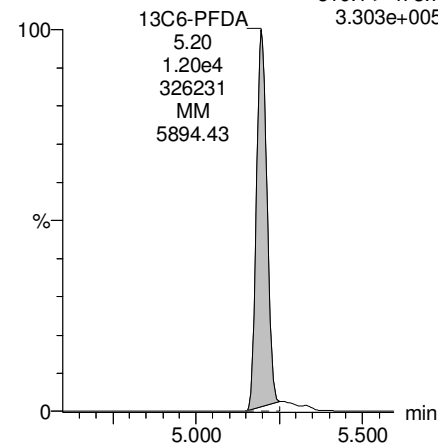
13C4-PFOS

F32:MRM of 1 channel,ES-
503 > 79.9
1.036e+005



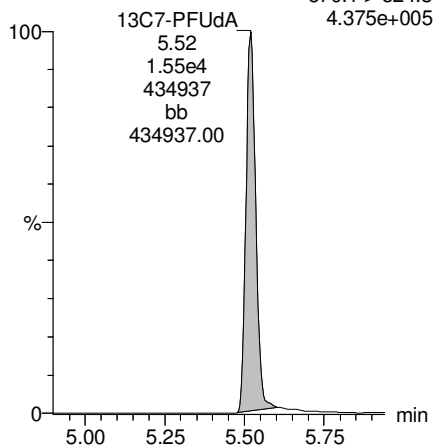
13C6-PFDA

F39:MRM of 1 channel,ES-
519.1 > 473.7
3.303e+005



13C7-PFUDa

F48:MRM of 1 channel,ES-
570.1 > 524.8
4.375e+005



Dataset: Z:\Projects\PFAS.PRO\Results\180227M1\180027M1-72.qld

Last Altered: Thursday, March 01, 2018 15:21:15 Pacific Standard Time

Printed: Thursday, March 01, 2018 15:22:20 Pacific Standard Time

Method: Z:\Projects\PFAS.PRO\MethDB\PFAS_FULL_80C_022718.mdb 28 Feb 2018 13:19:45

Calibration: Z:\Projects\PFAS.PRO\CurveDB\C18_VAL-PFAS_Q4_02-27-18-FULL.cdb 28 Feb 2018 11:20:16

Name: 180227M1_72, Date: 28-Feb-2018, Time: 08:53:47, ID: 1800340-05 WI-AF-MW-612-0218 0.12001, Description: WI-AF-MW-612-0218

	# Name	Trace	Area	IS Area	Wt./Vol.	RRF	Pred.RT	RT	y Axis Resp.	Conc.	%Rec
1	3 PFBS	299.0 > 79.7		1.41e3	0.120		2.60				
2	5 PFHxA	313.2 > 268.9		2.53e3	0.120		3.19				
3	7 PFHpA	363.0 > 318.9		7.07e3	0.120		3.81				
4	8 L-PFHxS	398.9 > 79.6	8.44e0	1.01e3	0.120		4.17	4.01	0.105	0.0004	
5	11 L-PFOA	413 > 368.7	1.30e2	1.08e4	0.120		4.40	4.39	0.150	0.0658	
6	14 PFNA	463.0 > 418.8		8.34e3	0.120		4.76				
7	16 L-PFOS	499 > 79.9		2.73e3	0.120		4.90				
8	18 PFDA	513 > 468.8		9.66e3	0.120		5.14				
9	21 N-MeFOSAA	570.1 > 419		4.10e3	0.120		5.29				
10	22 N-EtFOSAA	584.2 > 419		4.54e3	0.120		5.45				
11	23 PFUdA	563.0 > 518.9	3.89e1	1.16e4	0.120		5.46	5.51	0.0420		

Dataset: Z:\Projects\PFAS.PRO\Results\180227M1\180027M1-72.qld

Last Altered: Thursday, March 01, 2018 15:21:15 Pacific Standard Time

Printed: Thursday, March 01, 2018 15:22:29 Pacific Standard Time

Method: Z:\Projects\PFAS.PRO\MethDB\PFAS_FULL_80C_022718.mdb 28 Feb 2018 13:19:45

Calibration: Z:\Projects\PFAS.PRO\CurveDB\C18_VAL-PFAS_Q4_02-27-18-FULL.cdb 28 Feb 2018 11:20:16

Name: 180227M1_72, Date: 28-Feb-2018, Time: 08:53:47, ID: 1800340-05 WI-AF-MW-612-0218 0.12001, Description: WI-AF-MW-612-0218

#	Name	Trace	Area	IS Area	Wt./Vol.	RRF	Pred.RT	RT	y Axis Resp.	Conc.	%Rec	
1	25	PFDa	612.9 > 569.0	9.28e3	0.120		5.74					
2	27	PFTDA	662.9 > 618.9	9.28e3	0.120		5.98					
3	28	PFTeDA	712.9 > 668.8	4.50e3	0.120		6.20					
4	36	13C3-PFBS	302. > 98.8	1.41e3	1.15e4	0.120	0.131	2.69	2.77	1.54	97.5369	93.6
5	37	13C2-PFHxA	315 > 269.8	2.53e3	1.15e4	0.120	0.740	3.19	3.26	2.75	30.9829	74.4
6	38	13C4-PFHpA	367.2 > 321.8	7.07e3	1.15e4	0.120	0.776	3.81	3.87	7.70	82.6361	79.3
7	39	18O2-PFHxS	403.0 > 102.6	1.01e3	3.14e3	0.120	0.412	3.96	4.01	4.00	80.9025	77.7
8	40	13C2-PFOA	414.9 > 369.7	1.08e4	1.11e4	0.120	1.891	4.33	4.39	12.2	53.7466	51.6
9	41	13C5-PFNA	468.2 > 422.9	8.34e3	1.24e4	0.120	0.959	4.76	4.83	8.41	73.0629	70.1
10	42	13C8-PFOSA	506.1 > 77.7	1.66e3	1.44e4	0.120	0.308	4.83	4.89	1.44	38.9202	37.4
11	43	13C8-PFOS	507.0 > 79.9	2.73e3	3.13e3	0.120	1.096	4.84	4.90	10.9	82.9130	79.6
12	44	13C2-PFDA	515.1 > 469.9	9.66e3	1.18e4	0.120	0.926	5.14	5.20	10.2	92.0238	88.4
13	45	d3-N-MeFOSAA	573.3 > 419	4.10e3	1.44e4	0.120	0.359	5.29	5.35	3.56	82.6670	79.4
14	46	d5-N-EtFOSAA	589.3 > 419	4.54e3	1.44e4	0.120	0.435	5.45	5.50	3.94	75.4401	72.4
15	47	13C2-PFUdA	565 > 519.8	1.16e4	1.44e4	0.120	1.138	5.46	5.51	10.0	73.5815	70.6
16	48	13C2-PFDoA	615.0 > 569.7	9.28e3	1.44e4	0.120	1.059	5.74	5.80	8.05	63.3504	60.8
17	49	d3-N-MeFOSA	515.2 > 168.9		1.44e4	0.120	0.151	5.84				
18	50	13C2-PFTeDA	714.8 > 669.6	4.50e3	1.44e4	0.120	0.484	6.20	6.26	3.90	67.2199	64.5
19	51	d5-N-ETFOSA	531.1 > 168.9		1.44e4	0.120	0.215	6.22				
20	52	13C2-PFHxDA	815 > 769.7	3.41e3	1.44e4	0.120	0.741	6.51	6.59	2.95	33.2173	79.7
21	53	d7-N-MeFOSE	623.1 > 58.9		1.44e4	0.120	0.186	6.31				
22	54	d9-N-EtFOSE	639.2 > 58.8		1.44e4	0.120	0.159	6.45				
23	55	13C4-PFBA	217. > 171.8	1.05e4	1.05e4	0.120	1.000	1.46	1.53	12.5	104.1580	100.0
24	56	13C5-PFHxA	318 > 272.9	1.15e4	1.15e4	0.120	1.000	3.19	3.25	12.5	104.1580	100.0
25	57	13C3-PFHxS	401.9 > 79.9	3.14e3	3.14e3	0.120	1.000	3.96	4.02	12.5	104.1580	100.0
26	58	13C8-PFOA	421.3 > 376	1.11e4	1.11e4	0.120	1.000	4.33	4.39	12.5	104.1580	100.0
27	59	13C9-PFNA	472.2 > 426.9	1.24e4	1.24e4	0.120	1.000	4.70	4.83	12.5	104.1580	100.0
28	60	13C4-PFOS	503 > 79.9	3.13e3	3.13e3	0.120	1.000	4.84	4.90	12.5	104.1580	100.0
29	61	13C6-PFDA	519.1 > 473.7	1.18e4	1.18e4	0.120	1.000	5.14	5.20	12.5	104.1580	100.0
30	62	13C7-PFUdA	570.1 > 524.8	1.44e4	1.44e4	0.120	1.000	5.46	5.52	12.5	104.1580	100.0
31	63	Total PFHxS	398.9 > 79.6	8.44e0	1.01e3	0.120		3.85		0.105	0.0004	
32	64	Total PFOA	413 > 368.7	1.30e2	1.08e4	0.120		4.21		0.150	0.0658	

Dataset: Z:\Projects\PFAS.PRO\Results\180227M1\180027M1-72.qld

Last Altered: Thursday, March 01, 2018 15:21:15 Pacific Standard Time

Printed: Thursday, March 01, 2018 15:22:29 Pacific Standard Time

Name: 180227M1_72, Date: 28-Feb-2018, Time: 08:53:47, ID: 1800340-05 WI-AF-MW-612-0218 0.12001, Description: WI-AF-MW-612-0218

	# Name	Trace	Area	IS Area	Wt./Vol.	RRF	Pred.RT	RT	y Axis Resp.	Conc.	%Rec
33	65 Total PFOS	499 > 79.9	0.00e0	2.73e3	0.120		4.73		0.000		
34	66 Total N-MeFOSAA	570.1 > 419	0.00e0	4.10e3	0.120		5.29		0.000		
35	67 Total N-EtFOSAA	584.2 > 419	0.00e0	4.54e3	0.120		5.45		0.000		

Dataset: Z:\Projects\PFAS.PRO\Results\180227M1\180027M1-72.qld

Last Altered: Thursday, March 01, 2018 15:21:15 Pacific Standard Time

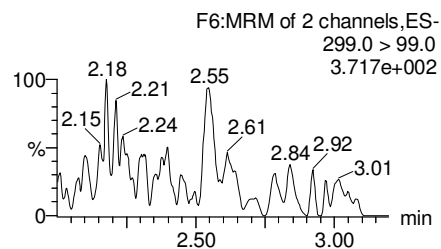
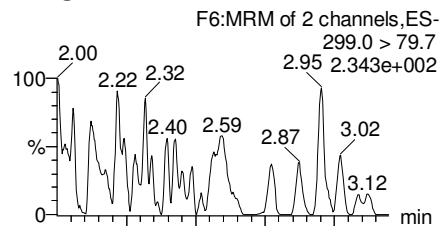
Printed: Thursday, March 01, 2018 15:22:29 Pacific Standard Time

Method: Z:\Projects\PFAS.PRO\MethDB\PFAS_FULL_80C_022718.mdb 28 Feb 2018 13:19:45

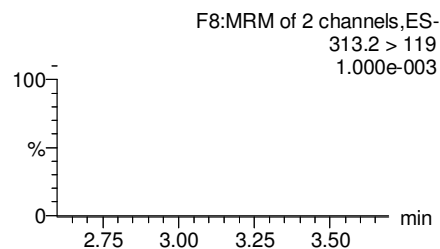
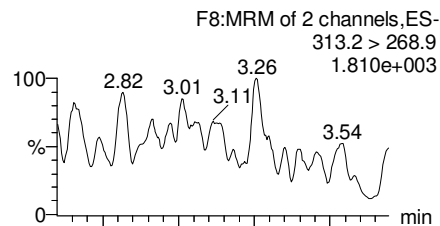
Calibration: Z:\Projects\PFAS.PRO\CurveDB\C18_VAL-PFAS_Q4_02-27-18-FULL.cdb 28 Feb 2018 11:20:16

Name: 180227M1_72, Date: 28-Feb-2018, Time: 08:53:47, ID: 1800340-05 WI-AF-MW-612-0218 0.12001, Description: WI-AF-MW-612-0218

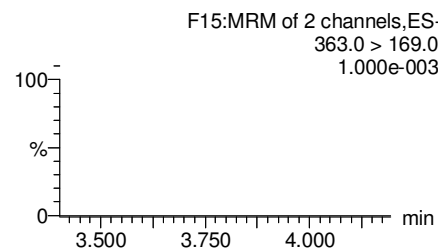
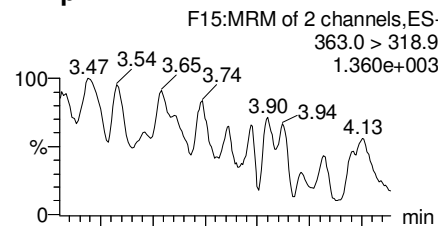
PFBS



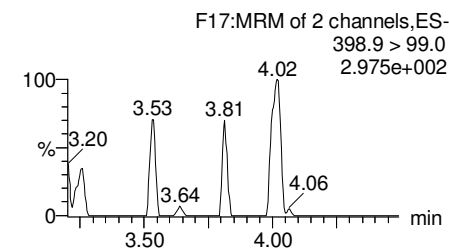
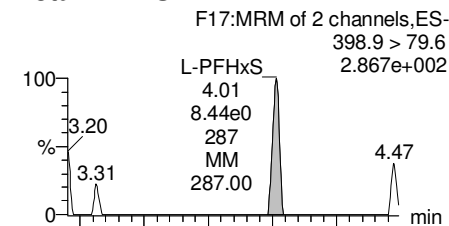
PFHxA



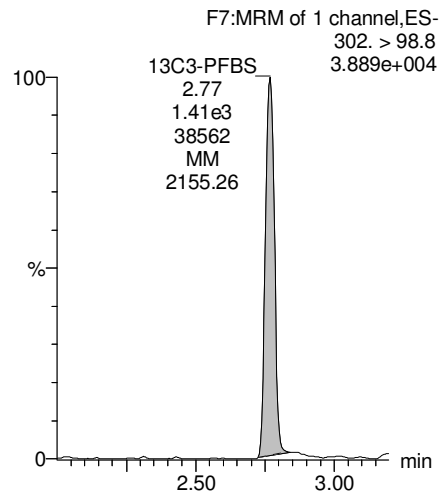
PFHpA



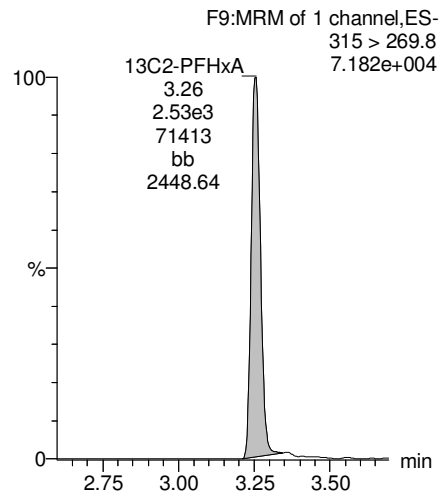
Total PFHxS



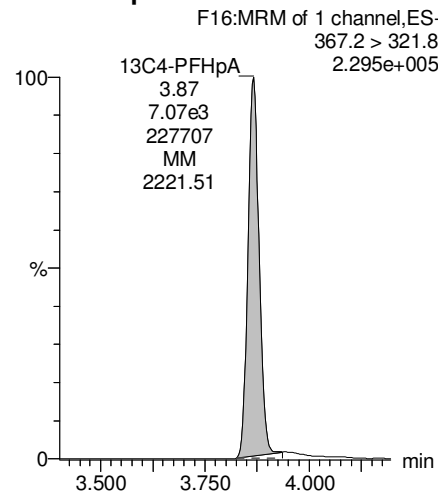
13C3-PFBS



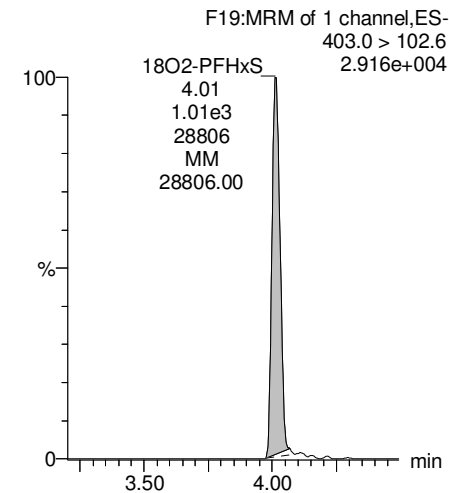
13C2-PFHxA



13C4-PFHpA



18O2-PFHxS



Dataset: Z:\Projects\PFAS.PRO\Results\180227M1\180027M1-72.qld

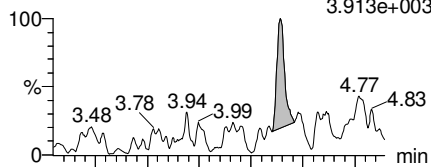
Last Altered: Thursday, March 01, 2018 15:21:15 Pacific Standard Time

Printed: Thursday, March 01, 2018 15:22:29 Pacific Standard Time

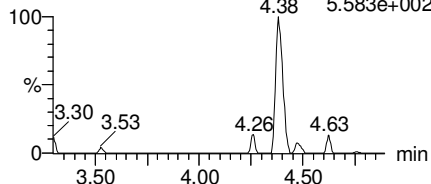
Name: 180227M1_72, Date: 28-Feb-2018, Time: 08:53:47, ID: 1800340-05 WI-AF-MW-612-0218 0.12001, Description: WI-AF-MW-612-0218

Total PFOA

F20:MRM of 2 channels,ES-
413 > 368.7
3.913e+003

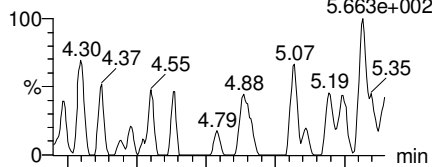


F20:MRM of 2 channels,ES-
413 > 169
5.583e+002




PFNA

F26:MRM of 2 channels,ES-
463.0 > 418.8
5.663e+002

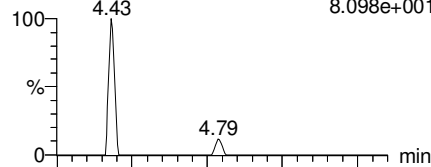


F26:MRM of 2 channels,ES-
463.0 > 219.0
1.000e+003

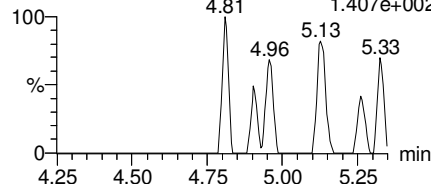


Total PFOS

F31:MRM of 2 channels,ES-
499 > 79.9
8.098e+001

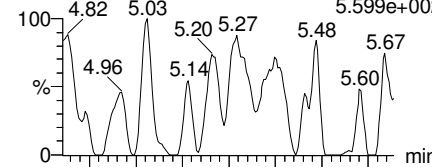


F31:MRM of 2 channels,ES-
499 > 99
1.407e+002

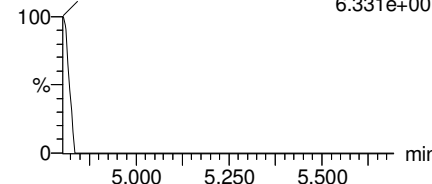


PFDA

F36:MRM of 2 channels,ES-
513 > 468.8
5.599e+002

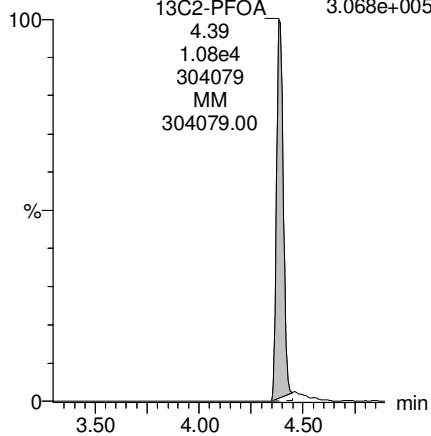


F36:MRM of 2 channels,ES-
513 > 219
6.331e+001



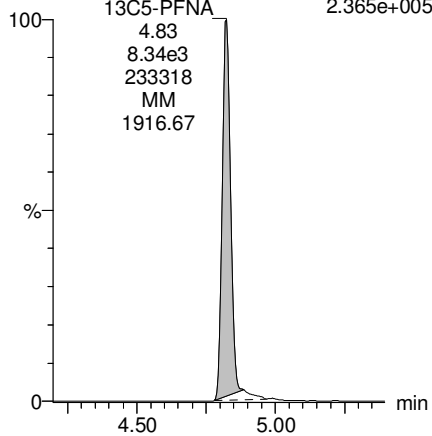
13C2-PFOA

F21:MRM of 1 channel,ES-
414.9 > 369.7
3.068e+005



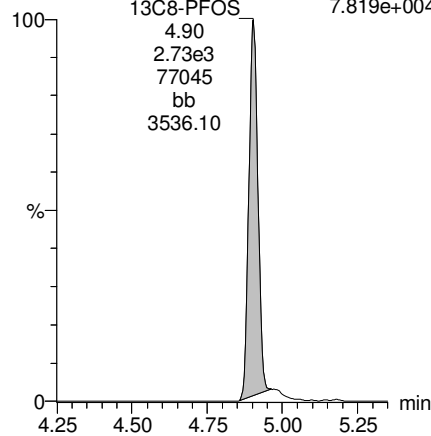
13C5-PFNA

F27:MRM of 1 channel,ES-
468.2 > 422.9
2.365e+005



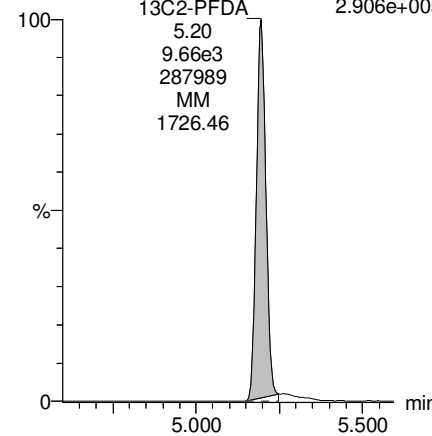
13C8-PFOS

F34:MRM of 1 channel,ES-
507.0 > 79.9
7.819e+004



13C2-PFDA

F37:MRM of 1 channel,ES-
515.1 > 469.9
2.906e+005



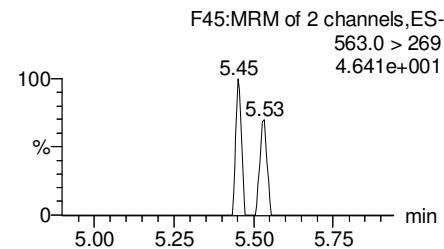
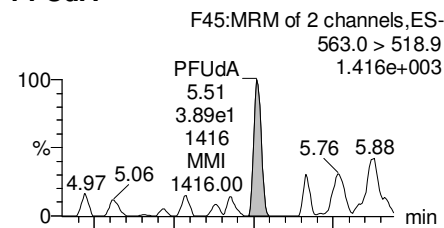
Dataset: Z:\Projects\PFAS.PRO\Results\180227M1\180027M1-72.qld

Last Altered: Thursday, March 01, 2018 15:21:15 Pacific Standard Time

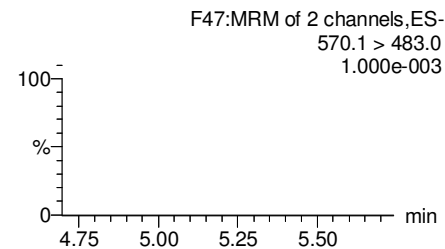
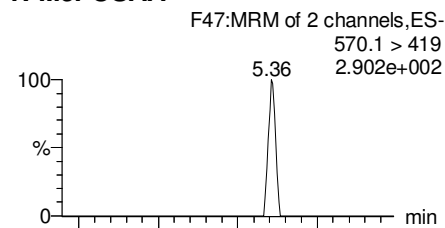
Printed: Thursday, March 01, 2018 15:22:29 Pacific Standard Time

Name: 180227M1_72, Date: 28-Feb-2018, Time: 08:53:47, ID: 1800340-05 WI-AF-MW-612-0218 0.12001, Description: WI-AF-MW-612-0218

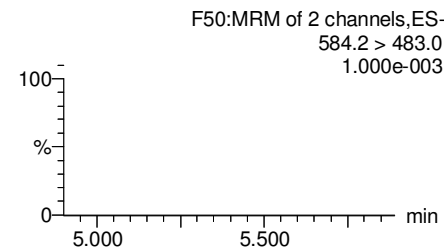
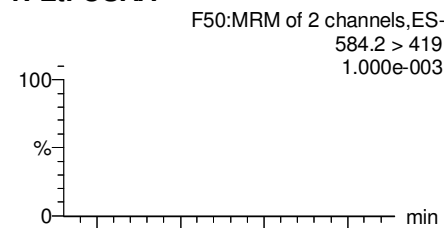
PFUdA



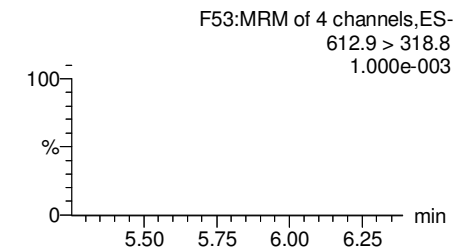
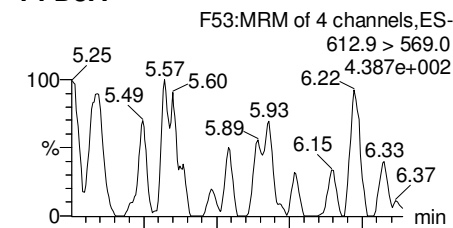
N-MeFOSAA



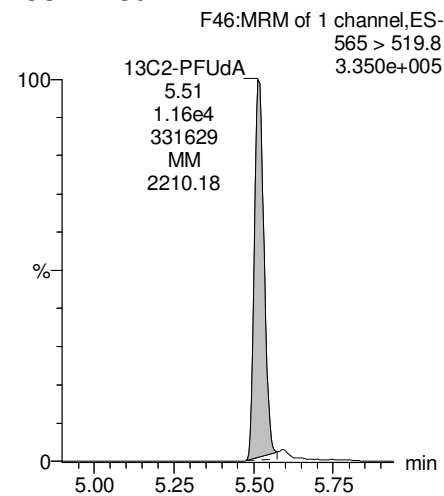
N-EtFOSAA



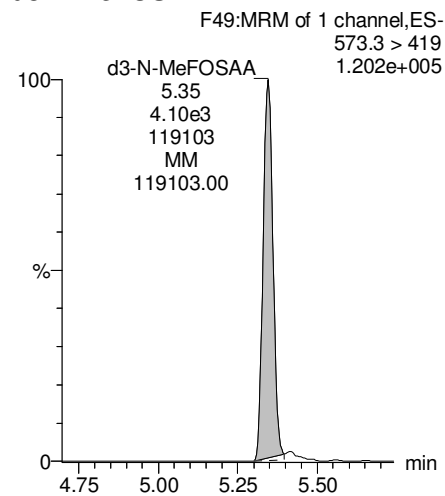
PFDaA



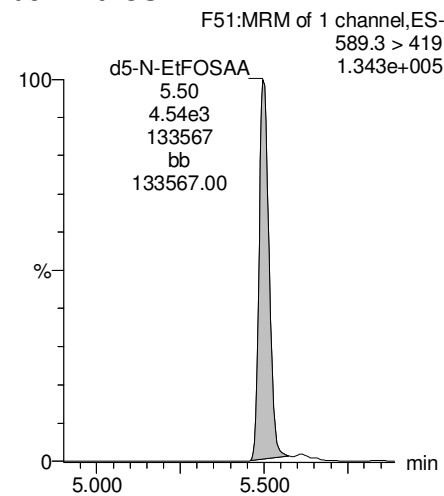
13C2-PFUdA



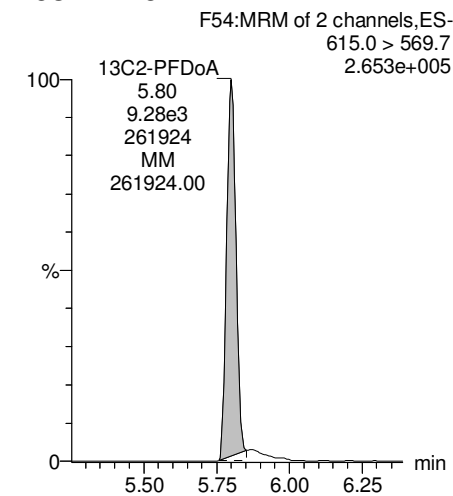
d3-N-MeFOSAA



d5-N-EtFOSAA



13C2-PFDaA



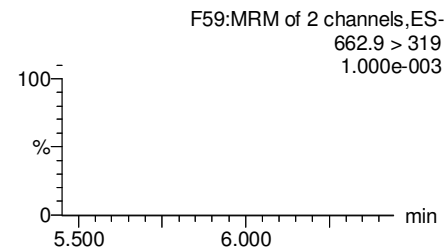
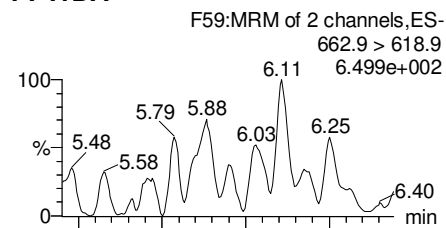
Dataset: Z:\Projects\PFAS.PRO\Results\180227M1\180027M1-72.qld

Last Altered: Thursday, March 01, 2018 15:21:15 Pacific Standard Time

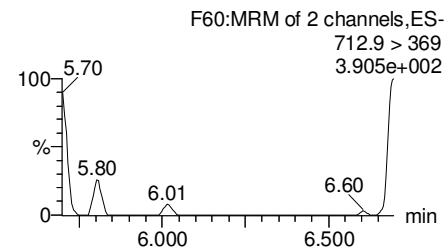
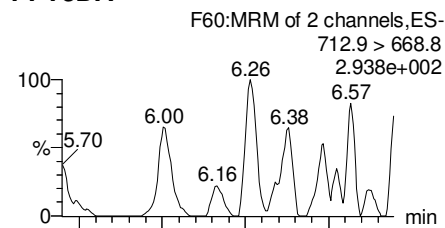
Printed: Thursday, March 01, 2018 15:22:29 Pacific Standard Time

Name: 180227M1_72, Date: 28-Feb-2018, Time: 08:53:47, ID: 1800340-05 WI-AF-MW-612-0218 0.12001, Description: WI-AF-MW-612-0218

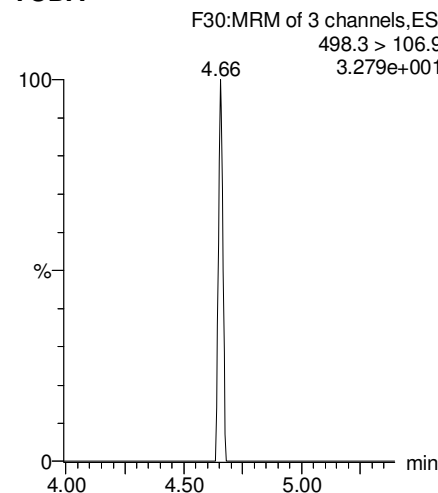
PFTrDA



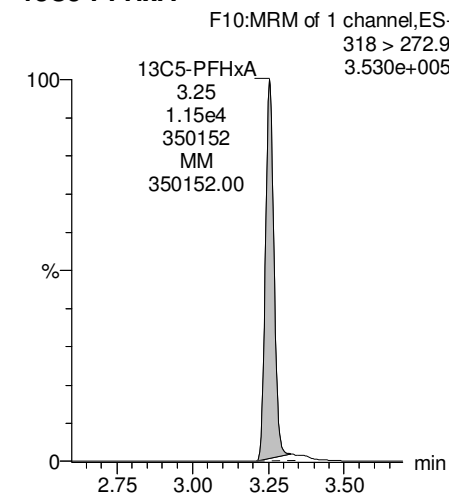
PFTeDA



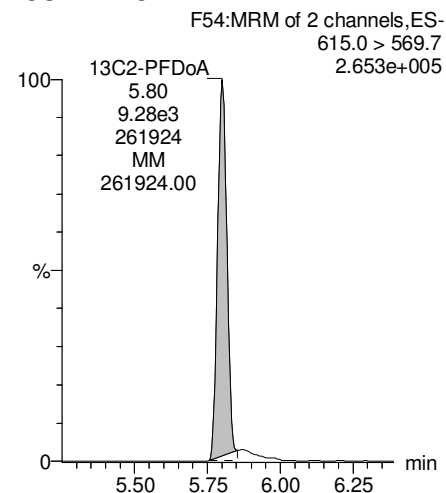
TCDA



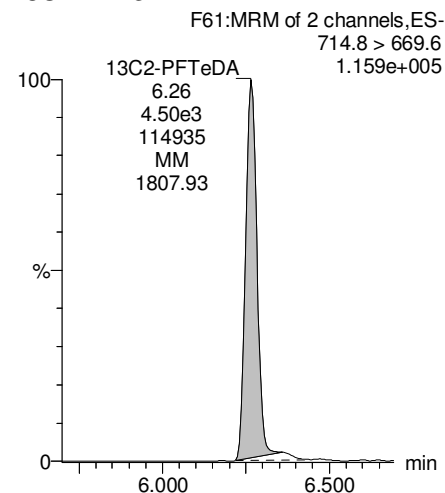
13C5-PFHxA



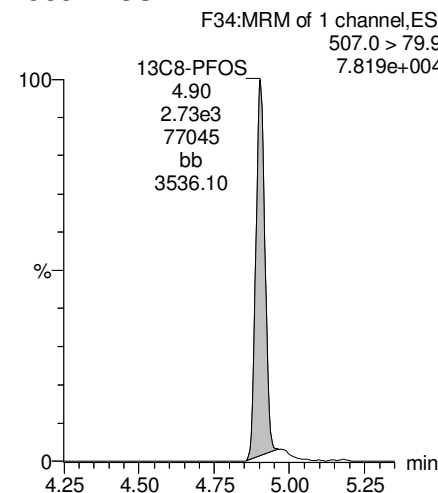
13C2-PFDoA



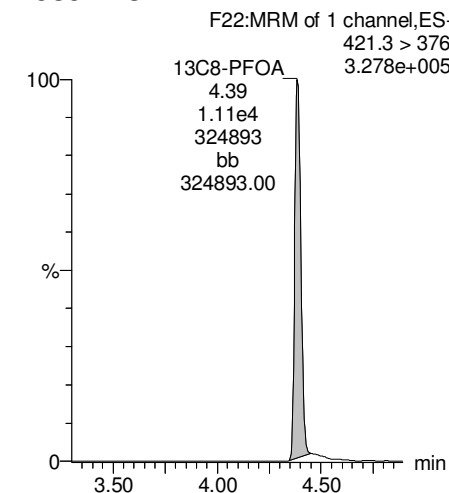
13C2-PFTeDA



13C8-PFOS



13C8-PFOA



Dataset: Z:\Projects\PFAS.PRO\Results\180227M1\180027M1-72.qld

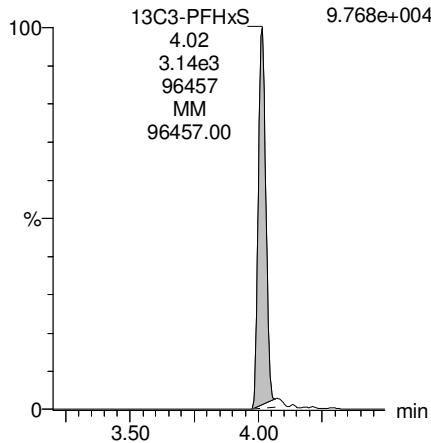
Last Altered: Thursday, March 01, 2018 15:21:15 Pacific Standard Time

Printed: Thursday, March 01, 2018 15:22:29 Pacific Standard Time

Name: 180227M1_72, Date: 28-Feb-2018, Time: 08:53:47, ID: 1800340-05 WI-AF-MW-612-0218 0.12001, Description: WI-AF-MW-612-0218

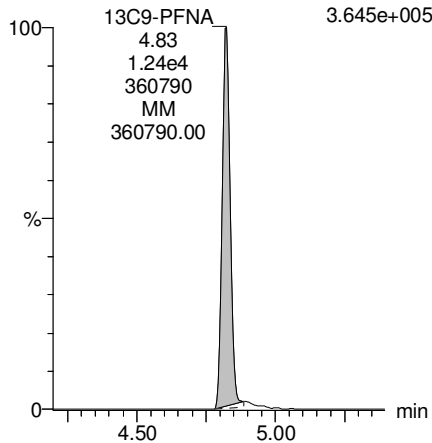
13C3-PFHxS

F18:MRM of 1 channel,ES-
401.9 > 79.9
9.768e+004



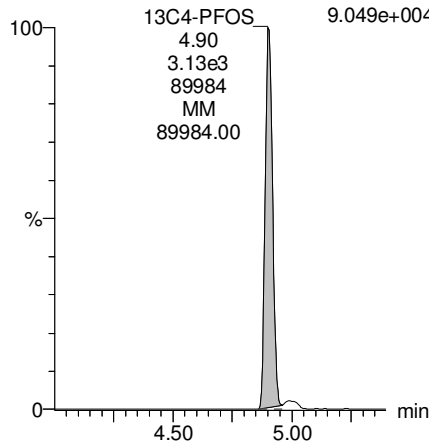
13C9-PFNA

F28:MRM of 1 channel,ES-
472.2 > 426.9
3.645e+005



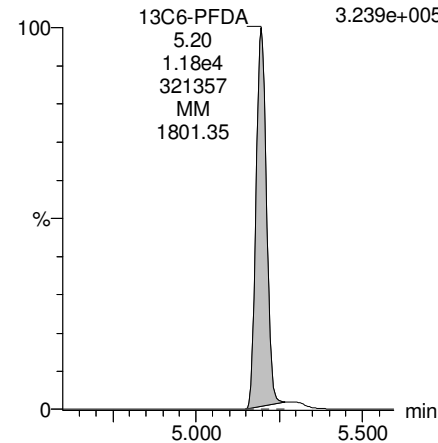
13C4-PFOS

F32:MRM of 1 channel,ES-
503 > 79.9
9.049e+004



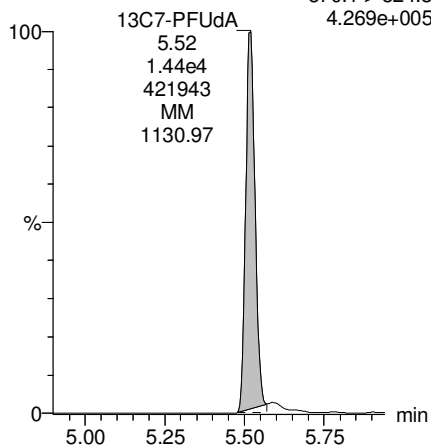
13C6-PFDA

F39:MRM of 1 channel,ES-
519.1 > 473.7
3.239e+005



13C7-PFUdA

F48:MRM of 1 channel,ES-
570.1 > 524.8
4.269e+005



Dataset: Z:\Projects\PFAS.PRO\Results\180227M1\180027M1-63.qld

Last Altered: Thursday, March 01, 2018 14:02:13 Pacific Standard Time

Printed: Thursday, March 01, 2018 14:04:04 Pacific Standard Time

Method: Z:\Projects\PFAS.PRO\MethDB\PFAS_FULL_80C_022718.mdb 28 Feb 2018 13:19:45

Calibration: Z:\Projects\PFAS.PRO\CurveDB\C18_VAL-PFAS_Q4_02-27-18-FULL.cdb 28 Feb 2018 11:20:16

Name: 180227M1_63, Date: 28-Feb-2018, Time: 07:10:26, ID: B8B0130-MS1 Matrix Spike 0.11711, Description: Matrix Spike

	# Name	Trace	Area	IS Area	Wt./Vol.	RRF	Pred.RT	RT	y Axis Resp.	Conc.	%Rec
1	3 PFBS	299.0 > 79.7	2.14e3	1.40e3	0.117		2.60	2.77	19.1	92.7266	
2	5 PFHxA	313.2 > 268.9	1.04e4	3.23e3	0.117		3.19	3.26	16.1	88.8635	
3	7 PFHpA	363.0 > 318.9	8.74e3	8.01e3	0.117		3.81	3.87	13.6	94.0534	
4	8 L-PFHxS	398.9 > 79.6	1.63e3	1.15e3	0.117		4.17	4.02	17.7	84.0850	
5	11 L-PFOA	413 > 368.7	1.05e4	1.24e4	0.117		4.40	4.39	10.6	95.6453	
6	14 PFNA	463.0 > 418.8	1.09e4	9.25e3	0.117		4.76	4.83	14.7	101.6604	
7	16 L-PFOS	499 > 79.9	2.69e3	3.08e3	0.117		4.90	4.91	10.9	96.8804	
8	18 PFDA	513 > 468.8	1.03e4	8.98e3	0.117		5.14	5.20	14.3	82.0302	
9	21 N-MeFOSAA	570.1 > 419	4.73e3	4.45e3	0.117		5.29	5.36	13.3	79.6542	
10	22 N-EtFOSAA	584.2 > 419	3.23e3	4.61e3	0.117		5.45	5.51	8.76	72.0140	
11	23 PFUdA	563.0 > 518.9	9.02e3	1.20e4	0.117		5.46	5.53	9.42	91.3835	

Dataset: Z:\Projects\PFAS.PRO\Results\180227M1\180027M1-63.qld

Last Altered: Thursday, March 01, 2018 14:02:13 Pacific Standard Time

Printed: Thursday, March 01, 2018 14:04:12 Pacific Standard Time

Method: Z:\Projects\PFAS.PRO\MethDB\PFAS_FULL_80C_022718.mdb 28 Feb 2018 13:19:45

Calibration: Z:\Projects\PFAS.PRO\CurveDB\C18_VAL-PFAS_Q4_02-27-18-FULL.cdb 28 Feb 2018 11:20:16

Name: 180227M1_63, Date: 28-Feb-2018, Time: 07:10:26, ID: B8B0130-MS1 Matrix Spike 0.11711, Description: Matrix Spike

#	Name	Trace	Area	IS Area	Wt./Vol.	RRF	Pred.RT	RT	y Axis Resp.	Conc.	%Rec
1	25 PFD _o A	612.9 > 569.0	1.07e4	1.37e4	0.117		5.74	5.81	9.76	78.3852	
2	27 PFT _r DA	662.9 > 618.9	1.17e4	1.37e4	0.117		5.98	6.05	10.6	67.5860	
3	28 PFT _e DA	712.9 > 668.8	1.18e4	7.72e3	0.117		6.20	6.27	19.1	79.7049	
4	36 13C ₃ -PFBS	302. > 98.8	1.40e3	1.21e4	0.117	0.131	2.69	2.77	1.45	94.3325	88.4
5	37 13C ₂ -PFH _x A	315 > 269.8	3.23e3	1.21e4	0.117	0.740	3.19	3.26	3.35	38.6605	90.6
6	38 13C ₄ -PFH _p A	367.2 > 321.8	8.01e3	1.21e4	0.117	0.776	3.81	3.87	8.30	91.2747	85.5
7	39 18O ₂ -PFH _x S	403.0 > 102.6	1.15e3	3.02e3	0.117	0.412	3.96	4.02	4.76	98.6204	92.4
8	40 13C ₂ -PFOA	414.9 > 369.7	1.24e4	9.83e3	0.117	1.891	4.33	4.39	15.8	71.4480	66.9
9	41 13C ₅ -PFNA	468.2 > 422.9	9.25e3	9.91e3	0.117	0.959	4.76	4.83	11.7	103.7796	97.2
10	42 13C ₈ -PFOSA	506.1 > 77.7	2.09e3	1.66e4	0.117	0.308	4.83	4.90	1.57	43.6251	40.9
11	43 13C ₈ -PFOS	507.0 > 79.9	3.08e3	3.41e3	0.117	1.096	4.84	4.91	11.3	87.9524	82.4
12	44 13C ₂ -PFDA	515.1 > 469.9	8.98e3	1.31e4	0.117	0.926	5.14	5.20	8.59	79.2454	74.2
13	45 d ₃ -N-MeFOSAA	573.3 > 419	4.45e3	1.66e4	0.117	0.359	5.29	5.35	3.34	79.6364	74.6
14	46 d ₅ -N-EtFOSAA	589.3 > 419	4.61e3	1.66e4	0.117	0.435	5.45	5.51	3.46	68.0340	63.7
15	47 13C ₂ -PFU _d A	565 > 519.8	1.20e4	1.66e4	0.117	1.138	5.46	5.53	9.00	67.5351	63.3
16	48 13C ₂ -PFD _o A	615.0 > 569.7	1.37e4	1.66e4	0.117	1.059	5.74	5.81	10.3	83.1124	77.9
17	49 d ₃ -N-MeFOSA	515.2 > 168.9		1.66e4	0.117	0.151	5.84				
18	50 13C ₂ -PFT _e DA	714.8 > 669.6	7.72e3	1.66e4	0.117	0.484	6.20	6.27	5.81	102.4924	96.0
19	51 d ₅ -N-ETFOSA	531.1 > 168.9		1.66e4	0.117	0.215	6.22				
20	52 13C ₂ -PFH _x DA	815 > 769.7	4.25e3	1.66e4	0.117	0.741	6.51	6.60	3.19	36.7885	86.2
21	53 d ₇ -N-MeFOSE	623.1 > 58.9		1.66e4	0.117	0.186	6.31				
22	54 d ₉ -N-EtFOSE	639.2 > 58.8		1.66e4	0.117	0.159	6.45				
23	55 13C ₄ -PFBA	217. > 171.8	1.12e4	1.12e4	0.117	1.000	1.46	1.53	12.5	106.7373	100.0
24	56 13C ₅ -PFH _x A	318 > 272.9	1.21e4	1.21e4	0.117	1.000	3.19	3.26	12.5	106.7373	100.0
25	57 13C ₃ -PFH _x S	401.9 > 79.9	3.02e3	3.02e3	0.117	1.000	3.96	4.02	12.5	106.7373	100.0
26	58 13C ₈ -PFOA	421.3 > 376	9.83e3	9.83e3	0.117	1.000	4.33	4.39	12.5	106.7373	100.0
27	59 13C ₉ -PFNA	472.2 > 426.9	9.91e3	9.91e3	0.117	1.000	4.70	4.83	12.5	106.7373	100.0
28	60 13C ₄ -PFOS	503 > 79.9	3.41e3	3.41e3	0.117	1.000	4.84	4.91	12.5	106.7373	100.0
29	61 13C ₆ -PFDA	519.1 > 473.7	1.31e4	1.31e4	0.117	1.000	5.14	5.20	12.5	106.7373	100.0
30	62 13C ₇ -PFU _d A	570.1 > 524.8	1.66e4	1.66e4	0.117	1.000	5.46	5.52	12.5	106.7373	100.0
31	63 Total PFH _x S	398.9 > 79.6	1.63e3	1.15e3	0.117		3.85		17.7	84.0850	
32	64 Total PFOA	413 > 368.7	1.05e4	1.24e4	0.117		4.21		10.6	95.6453	

KBF 3/1/2018

Dataset: Z:\Projects\PFAS.PRO\Results\180227M1\180027M1-63.qld

Last Altered: Thursday, March 01, 2018 14:02:13 Pacific Standard Time

Printed: Thursday, March 01, 2018 14:04:12 Pacific Standard Time

Name: 180227M1_63, Date: 28-Feb-2018, Time: 07:10:26, ID: B8B0130-MS1 Matrix Spike 0.11711, Description: Matrix Spike

	# Name	Trace	Area	IS Area	Wt./Vol.	RRF	Pred.RT	RT	y Axis Resp.	Conc.	%Rec
33	65 Total PFOS	499 > 79.9	2.69e3	3.08e3	0.117		4.73		10.9	96.8804	
34	66 Total N-MeFOSAA	570.1 > 419	4.73e3	4.45e3	0.117		5.29		13.3	79.6542	
35	67 Total N-EtFOSAA	584.2 > 419	3.23e3	4.61e3	0.117		5.45		8.76	72.0140	

Dataset: Z:\Projects\PFAS.PRO\Results\180227M1\180027M1-63.qld

Last Altered: Thursday, March 01, 2018 14:02:13 Pacific Standard Time

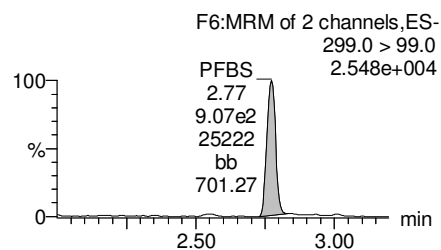
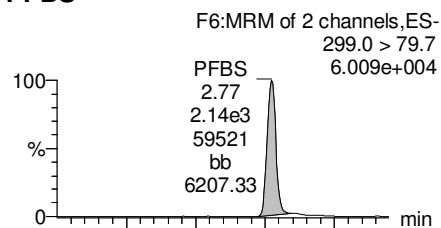
Printed: Thursday, March 01, 2018 14:04:12 Pacific Standard Time

Method: Z:\Projects\PFAS.PRO\MethDB\PFAS_FULL_80C_022718.mdb 28 Feb 2018 13:19:45

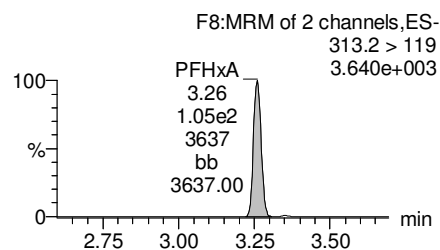
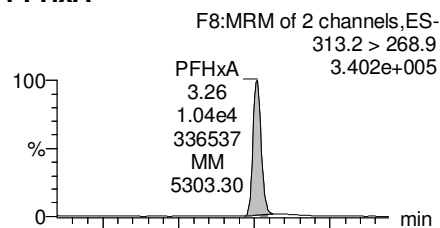
Calibration: Z:\Projects\PFAS.PRO\CurveDB\C18_VAL-PFAS_Q4_02-27-18-FULL.cdb 28 Feb 2018 11:20:16

Name: 180227M1_63, Date: 28-Feb-2018, Time: 07:10:26, ID: B8B0130-MS1 Matrix Spike 0.11711, Description: Matrix Spike

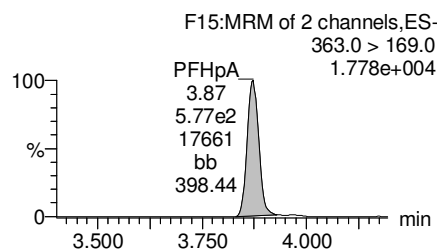
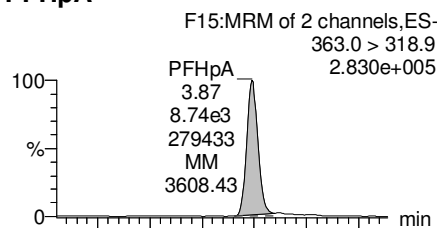
PFBS



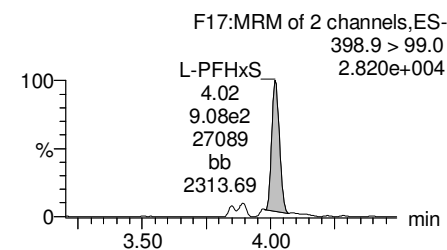
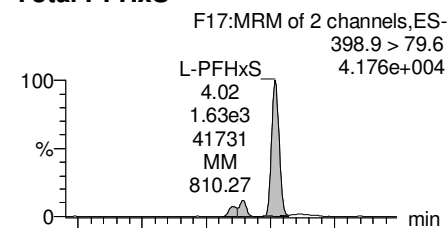
PFHxA



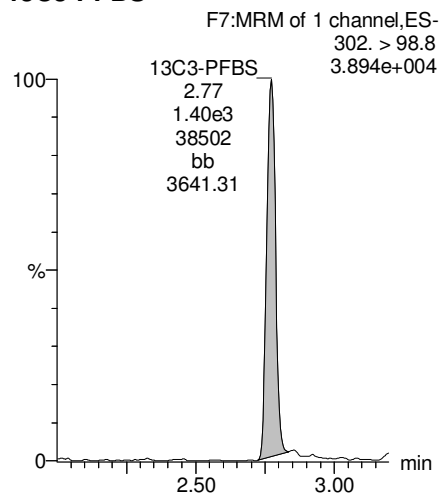
PFHpA



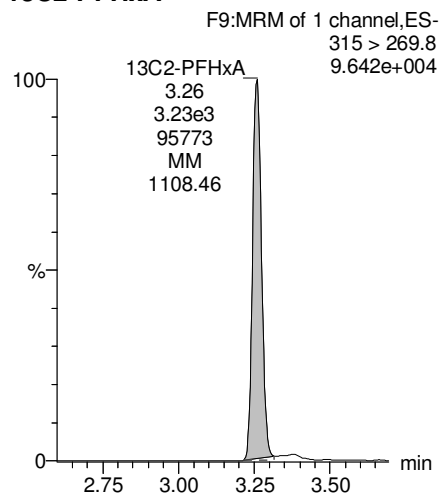
Total PFHxS



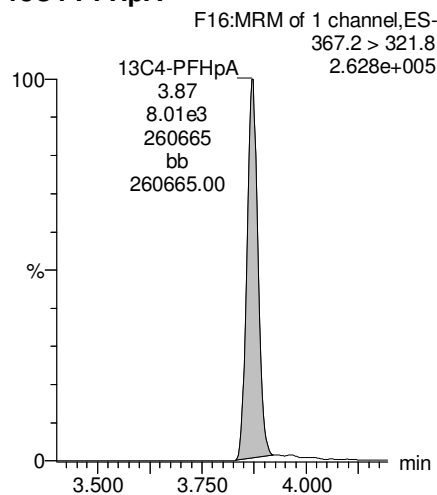
13C3-PFBS



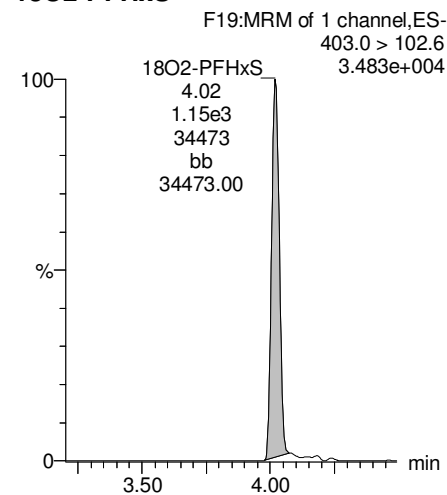
13C2-PFHxA



13C4-PFHpA



18O2-PFHxS



Dataset: Z:\Projects\PFAS.PRO\Results\180227M1\180027M1-63.qld

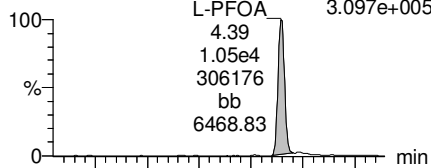
Last Altered: Thursday, March 01, 2018 14:02:13 Pacific Standard Time

Printed: Thursday, March 01, 2018 14:04:12 Pacific Standard Time

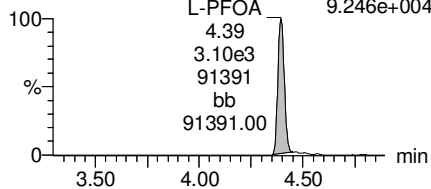
Name: 180227M1_63, Date: 28-Feb-2018, Time: 07:10:26, ID: B8B0130-MS1 Matrix Spike 0.11711, Description: Matrix Spike

Total PFOA

F20:MRM of 2 channels,ES-
413 > 368.7
3.097e+005

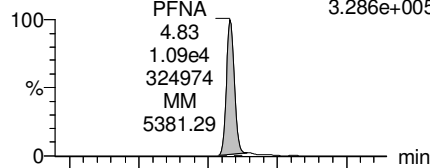


F20:MRM of 2 channels,ES-
413 > 169
9.246e+004

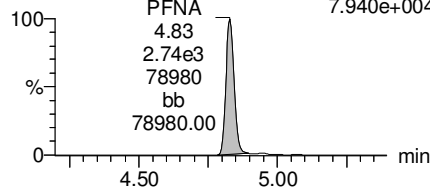


PFNA

F26:MRM of 2 channels,ES-
463.0 > 418.8
3.286e+005

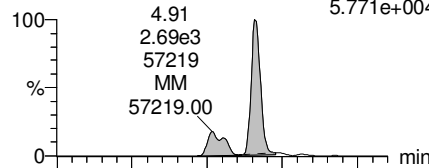


F26:MRM of 2 channels,ES-
463.0 > 219.0
7.940e+004

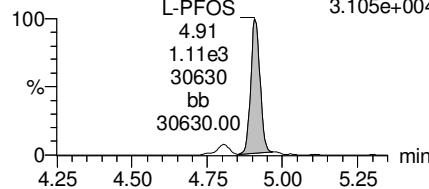


Total PFOS

F31:MRM of 2 channels,ES-
499 > 79.9
5.771e+004

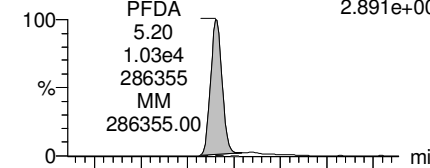


F31:MRM of 2 channels,ES-
499 > 99
3.105e+004

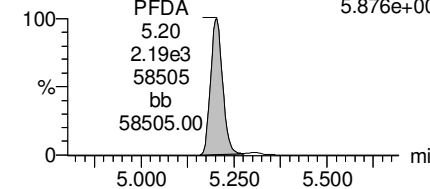


PFDA

F36:MRM of 2 channels,ES-
513 > 468.8
2.891e+005

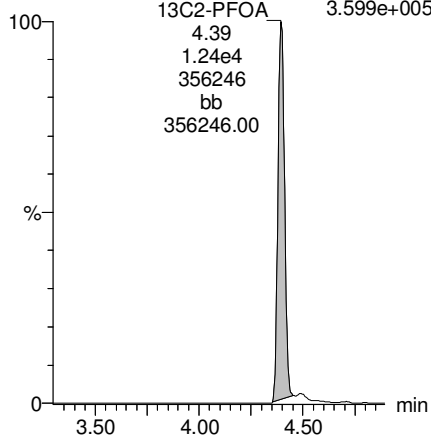


F36:MRM of 2 channels,ES-
513 > 219
5.876e+004



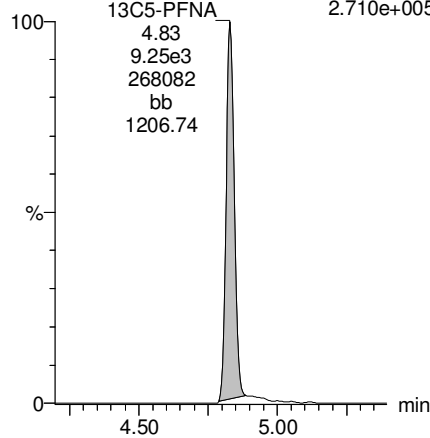
13C2-PFOA

F21:MRM of 1 channel,ES-
414.9 > 369.7
3.599e+005



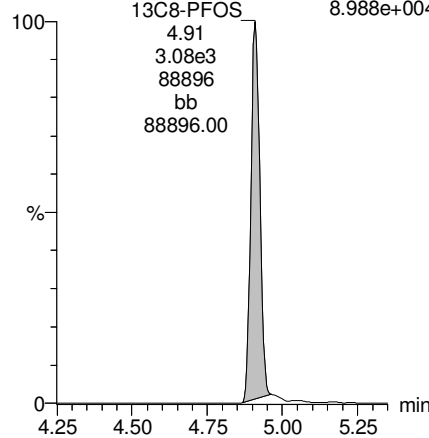
13C5-PFNA

F27:MRM of 1 channel,ES-
468.2 > 422.9
2.710e+005



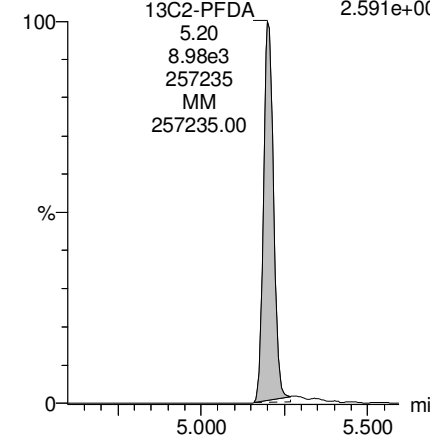
13C8-PFOS

F34:MRM of 1 channel,ES-
507.0 > 79.9
8.988e+004



13C2-PFDA

F37:MRM of 1 channel,ES-
515.1 > 469.9
2.591e+005



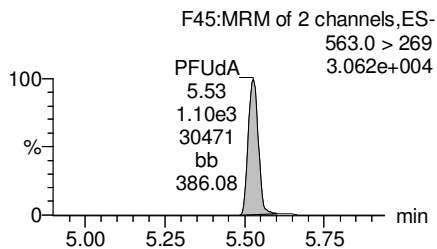
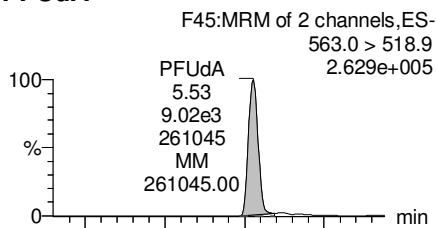
Dataset: Z:\Projects\PFAS.PRO\Results\180227M1\180027M1-63.qld

Last Altered: Thursday, March 01, 2018 14:02:13 Pacific Standard Time

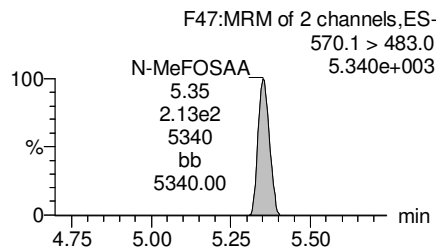
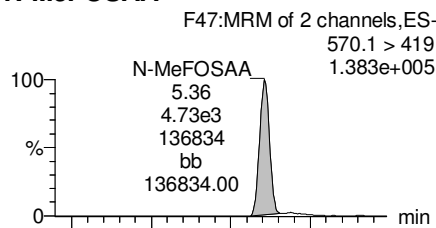
Printed: Thursday, March 01, 2018 14:04:12 Pacific Standard Time

Name: 180227M1_63, Date: 28-Feb-2018, Time: 07:10:26, ID: B8B0130-MS1 Matrix Spike 0.11711, Description: Matrix Spike

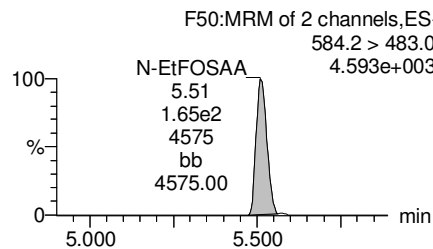
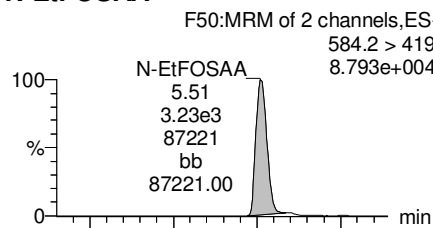
PFUdA



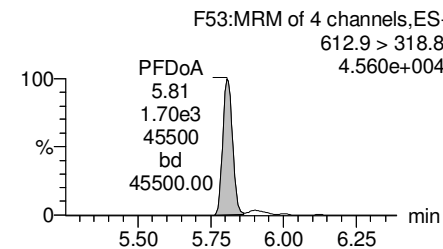
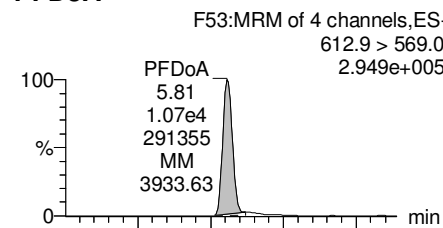
N-MeFOSAA



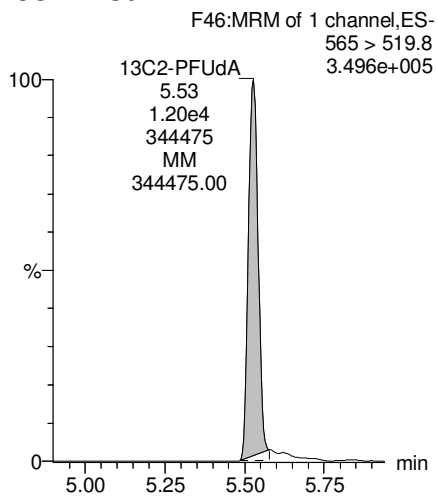
N-EtFOSAA



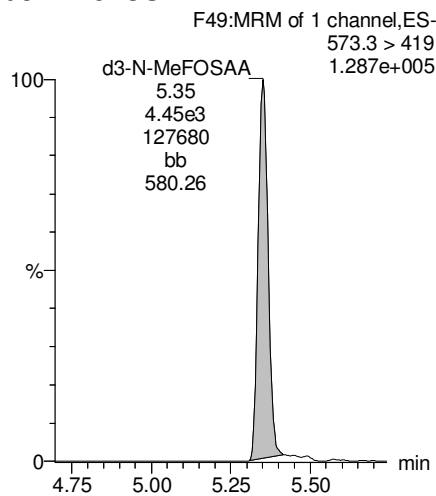
PFDaA



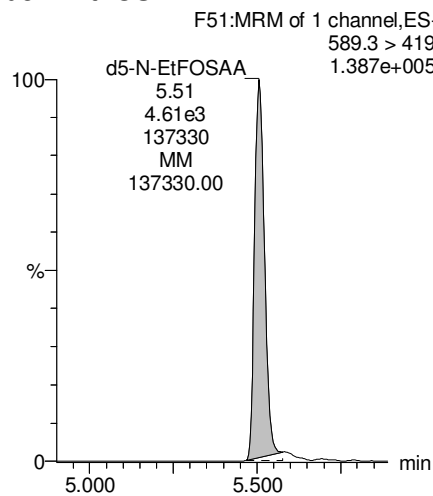
13C2-PFUdA



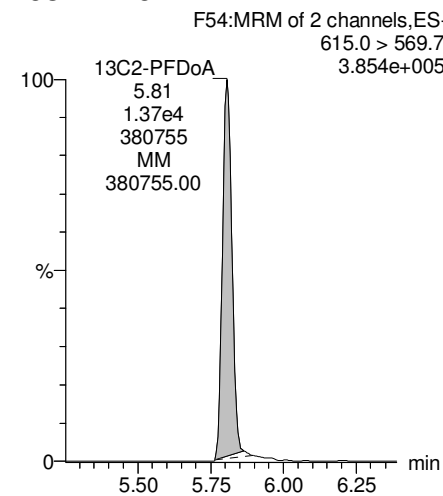
d3-N-MeFOSAA



d5-N-EtFOSAA



13C2-PFDaA



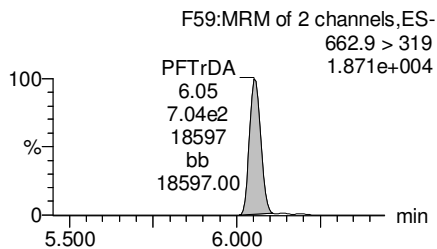
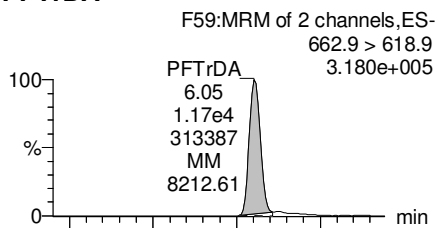
Dataset: Z:\Projects\PFAS.PRO\Results\180227M1\180027M1-63.qld

Last Altered: Thursday, March 01, 2018 14:02:13 Pacific Standard Time

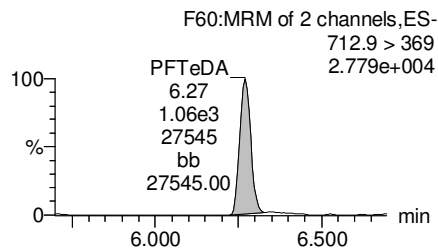
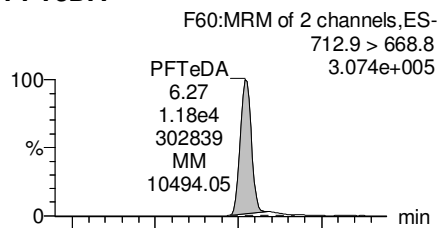
Printed: Thursday, March 01, 2018 14:04:12 Pacific Standard Time

Name: 180227M1_63, Date: 28-Feb-2018, Time: 07:10:26, ID: B8B0130-MS1 Matrix Spike 0.11711, Description: Matrix Spike

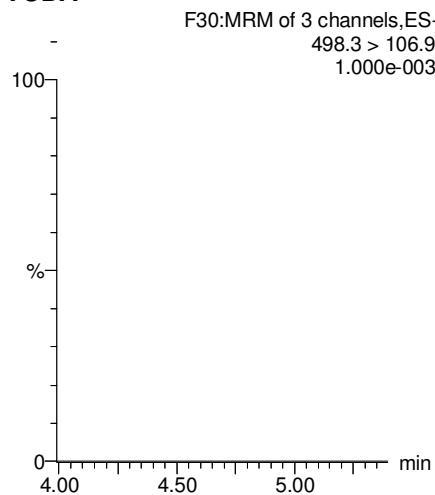
PFTrDA



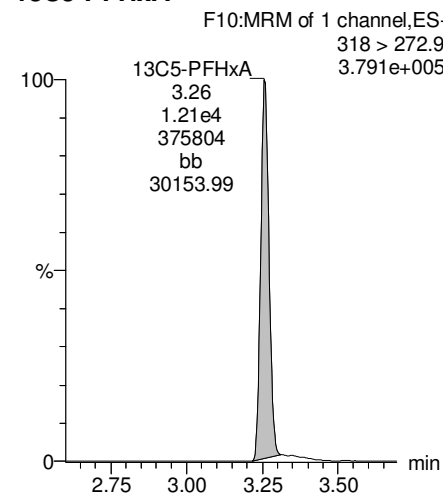
PFTeDA



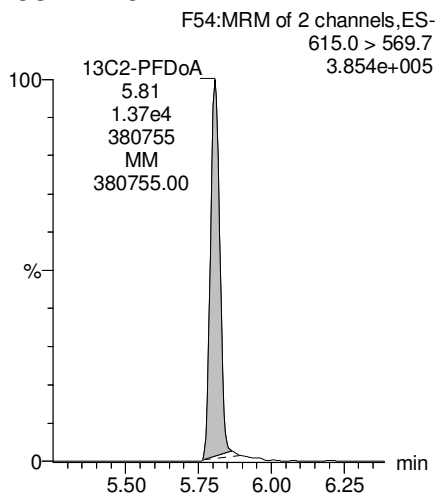
TCDA



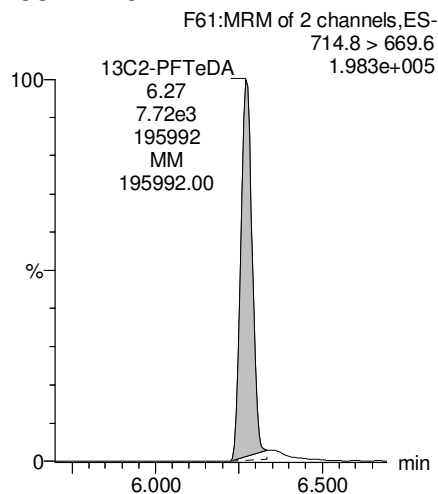
13C5-PFHxA



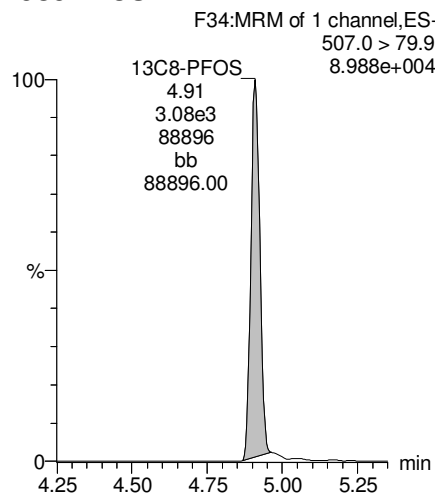
13C2-PFDoA



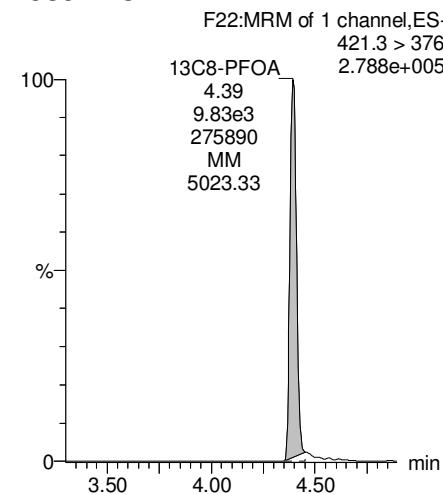
13C2-PFTeDA



13C8-PFOS



13C8-PFOA



Dataset: Z:\Projects\PFAS.PRO\Results\180227M1\180027M1-63.qld

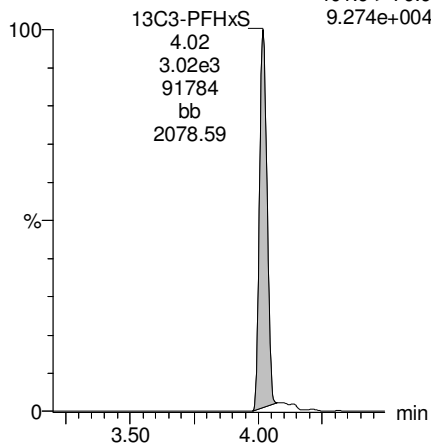
Last Altered: Thursday, March 01, 2018 14:02:13 Pacific Standard Time

Printed: Thursday, March 01, 2018 14:04:12 Pacific Standard Time

Name: 180227M1_63, Date: 28-Feb-2018, Time: 07:10:26, ID: B8B0130-MS1 Matrix Spike 0.11711, Description: Matrix Spike

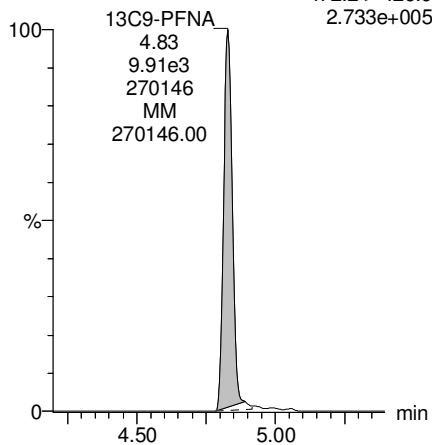
13C3-PFHxS

F18:MRM of 1 channel,ES-
401.9 > 79.9
9.274e+004



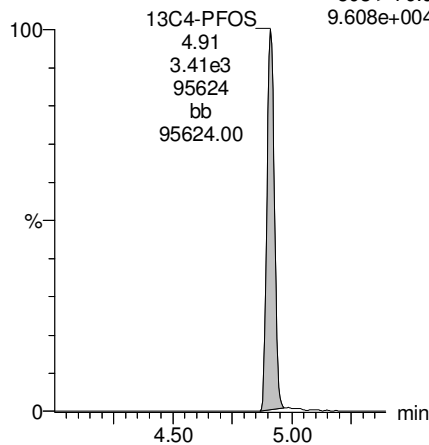
13C9-PFNA

F28:MRM of 1 channel,ES-
472.2 > 426.9
2.733e+005



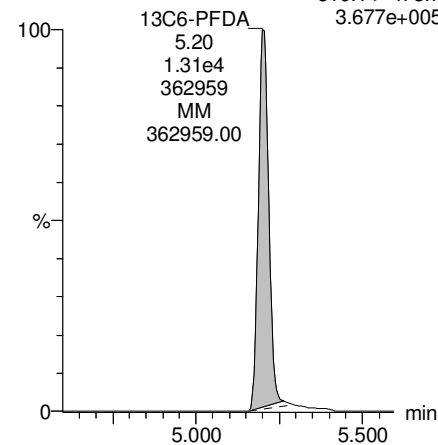
13C4-PFOS

F32:MRM of 1 channel,ES-
503 > 79.9
9.608e+004



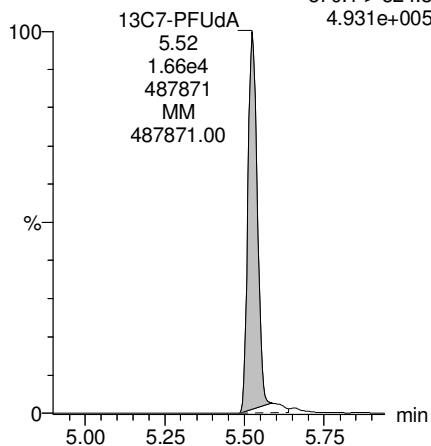
13C6-PFDA

F39:MRM of 1 channel,ES-
519.1 > 473.7
3.677e+005



13C7-PFUdA

F48:MRM of 1 channel,ES-
570.1 > 524.8
4.931e+005



Dataset: Z:\Projects\PFAS.PRO\Results\180227M1\180027M1-64.qld

Last Altered: Thursday, March 01, 2018 14:13:39 Pacific Standard Time

Printed: Thursday, March 01, 2018 14:15:32 Pacific Standard Time

Method: Z:\Projects\PFAS.PRO\MethDB\PFAS_FULL_80C_022718.mdb 28 Feb 2018 13:19:45

Calibration: Z:\Projects\PFAS.PRO\CurveDB\C18_VAL-PFAS_Q4_02-27-18-FULL.cdb 28 Feb 2018 11:20:16

Name: 180227M1_64, Date: 28-Feb-2018, Time: 07:21:55, ID: B8B0130-MSD1 Matrix Spike Dup 0.11705, Description: Matrix Spike Dup

	# Name	Trace	Area	IS Area	Wt./Vol.	RRF	Pred.RT	RT	y Axis Resp.	Conc.	%Rec
1	3 PFBS	299.0 > 79.7	2.27e3	1.43e3	0.117		2.60	2.77	19.9	96.5631	
2	5 PFHxA	313.2 > 268.9	9.25e3	2.71e3	0.117		3.19	3.26	17.1	94.4952	
3	7 PFHpA	363.0 > 318.9	8.27e3	7.25e3	0.117		3.81	3.87	14.2	98.2907	
4	8 L-PFHxS	398.9 > 79.6	1.78e3	1.04e3	0.117		4.17	4.02	21.3	101.6534	
5	11 L-PFOA	413 > 368.7	1.04e4	1.16e4	0.117		4.40	4.39	11.2	101.2221	
6	14 PFNA	463.0 > 418.8	9.62e3	7.95e3	0.117		4.76	4.82	15.1	104.6234	
7	16 L-PFOS	499 > 79.9	2.80e3	2.30e3	0.117		4.90	4.91	15.2	135.0570	
8	18 PFDA	513 > 468.8	9.41e3	6.15e3	0.117		5.14	5.20	19.1	109.5544	
9	21 N-MeFOSAA	570.1 > 419	4.57e3	3.60e3	0.117		5.29	5.36	15.8	95.0334	
10	22 N-EtFOSAA	584.2 > 419	3.59e3	4.56e3	0.117		5.45	5.51	9.84	80.9445	
11	23 PFUdA	563.0 > 518.9	7.80e3	1.05e4	0.117		5.46	5.52	9.25	89.7532	

Dataset: Z:\Projects\PFAS.PRO\Results\180227M1\180027M1-64.qld

Last Altered: Thursday, March 01, 2018 14:13:39 Pacific Standard Time

Printed: Thursday, March 01, 2018 14:15:44 Pacific Standard Time

Method: Z:\Projects\PFAS.PRO\MethDB\PFAS_FULL_80C_022718.mdb 28 Feb 2018 13:19:45

Calibration: Z:\Projects\PFAS.PRO\CurveDB\C18_VAL-PFAS_Q4_02-27-18-FULL.cdb 28 Feb 2018 11:20:16

Name: 180227M1_64, Date: 28-Feb-2018, Time: 07:21:55, ID: B8B0130-MSD1 Matrix Spike Dup 0.11705, Description: Matrix Spike Dup

#	Name	Trace	Area	IS Area	Wt./Vol.	RRF	Pred.RT	RT	y Axis Resp.	Conc.	%Rec
1	25 PFDaA	612.9 > 569.0	8.20e3	1.02e4	0.117		5.74	5.81	10.0	80.4373	
2	27 PFTrDA	662.9 > 618.9	1.11e4	1.02e4	0.117		5.98	6.05	13.6	87.6656	
3	28 PFTeDA	712.9 > 668.8	1.16e4	7.13e3	0.117		6.20	6.27	20.4	85.2865	
4	36 13C3-PFBS	302. > 98.8	1.43e3	1.02e4	0.117	0.131	2.69	2.77	1.75	113.6325	106.4
5	37 13C2-PFHxA	315 > 269.8	2.71e3	1.02e4	0.117	0.740	3.19	3.26	3.31	38.2262	89.5
6	38 13C4-PFHpA	367.2 > 321.8	7.25e3	1.02e4	0.117	0.776	3.81	3.87	8.88	97.7191	91.5
7	39 18O2-PFHxS	403.0 > 102.6	1.04e3	2.90e3	0.117	0.412	3.96	4.02	4.49	93.1024	87.2
8	40 13C2-PFOA	414.9 > 369.7	1.16e4	1.00e4	0.117	1.891	4.33	4.39	14.4	65.1218	61.0
9	41 13C5-PFNA	468.2 > 422.9	7.95e3	1.02e4	0.117	0.959	4.76	4.83	9.70	86.3757	80.9
10	42 13C8-PFOSA	506.1 > 77.7	1.96e3	1.35e4	0.117	0.308	4.83	4.90	1.82	50.5026	47.3
11	43 13C8-PFOS	507.0 > 79.9	2.30e3	3.07e3	0.117	1.096	4.84	4.91	9.38	73.1045	68.5
12	44 13C2-PFDA	515.1 > 469.9	6.15e3	1.20e4	0.117	0.926	5.14	5.20	6.42	59.2774	55.5
13	45 d3-N-MeFOSAA	573.3 > 419	3.60e3	1.35e4	0.117	0.359	5.29	5.35	3.34	79.6550	74.6
14	46 d5-N-EtFOSAA	589.3 > 419	4.56e3	1.35e4	0.117	0.435	5.45	5.51	4.23	83.1878	77.9
15	47 13C2-PFUdA	565 > 519.8	1.05e4	1.35e4	0.117	1.138	5.46	5.52	9.78	73.4392	68.8
16	48 13C2-PFDoA	615.0 > 569.7	1.02e4	1.35e4	0.117	1.059	5.74	5.81	9.51	76.7324	71.9
17	49 d3-N-MeFOSA	515.2 > 168.9		1.35e4	0.117	0.151	5.84				
18	50 13C2-PFTeDA	714.8 > 669.6	7.13e3	1.35e4	0.117	0.484	6.20	6.27	6.61	116.7942	109.4
19	51 d5-N-ETFOSA	531.1 > 168.9		1.35e4	0.117	0.215	6.22				
20	52 13C2-PFHxDA	815 > 769.7	4.18e3	1.35e4	0.117	0.741	6.51	6.59	3.88	44.7446	104.7
21	53 d7-N-MeFOSE	623.1 > 58.9		1.35e4	0.117	0.186	6.31				
22	54 d9-N-EtFOSE	639.2 > 58.8		1.35e4	0.117	0.159	6.45				
23	55 13C4-PFBA	217. > 171.8	1.05e4	1.05e4	0.117	1.000	1.46	1.54	12.5	106.7920	100.0
24	56 13C5-PFHxA	318 > 272.9	1.02e4	1.02e4	0.117	1.000	3.19	3.26	12.5	106.7920	100.0
25	57 13C3-PFHxS	401.9 > 79.9	2.90e3	2.90e3	0.117	1.000	3.96	4.02	12.5	106.7920	100.0
26	58 13C8-PFOA	421.3 > 376	1.00e4	1.00e4	0.117	1.000	4.33	4.39	12.5	106.7920	100.0
27	59 13C9-PFNA	472.2 > 426.9	1.02e4	1.02e4	0.117	1.000	4.70	4.83	12.5	106.7920	100.0
28	60 13C4-PFOS	503 > 79.9	3.07e3	3.07e3	0.117	1.000	4.84	4.91	12.5	106.7920	100.0
29	61 13C6-PFDA	519.1 > 473.7	1.20e4	1.20e4	0.117	1.000	5.14	5.20	12.5	106.7920	100.0
30	62 13C7-PFUdA	570.1 > 524.8	1.35e4	1.35e4	0.117	1.000	5.46	5.52	12.5	106.7920	100.0
31	63 Total PFHxS	398.9 > 79.6	1.78e3	1.04e3	0.117		3.85		21.3	101.6534	
32	64 Total PFOA	413 > 368.7	1.04e4	1.16e4	0.117		4.21		11.2	101.2221	

Dataset: Z:\Projects\PFAS.PRO\Results\180227M1\180027M1-64.qld

Last Altered: Thursday, March 01, 2018 14:13:39 Pacific Standard Time

Printed: Thursday, March 01, 2018 14:15:44 Pacific Standard Time

Name: 180227M1_64, Date: 28-Feb-2018, Time: 07:21:55, ID: B8B0130-MSD1 Matrix Spike Dup 0.11705, Description: Matrix Spike Dup

	# Name	Trace	Area	IS Area	Wt./Vol.	RRF	Pred.RT	RT	y Axis Resp.	Conc.	%Rec
33	65 Total PFOS	499 > 79.9	2.80e3	2.30e3	0.117		4.73		15.2	135.0570	
34	66 Total N-MeFOSAA	570.1 > 419	4.57e3	3.60e3	0.117		5.29		15.8	95.0334	
35	67 Total N-EtFOSAA	584.2 > 419	3.59e3	4.56e3	0.117		5.45		9.84	80.9445	

Dataset: Z:\Projects\PFAS.PRO\Results\180227M1\180027M1-64.qld

Last Altered: Thursday, March 01, 2018 14:13:39 Pacific Standard Time

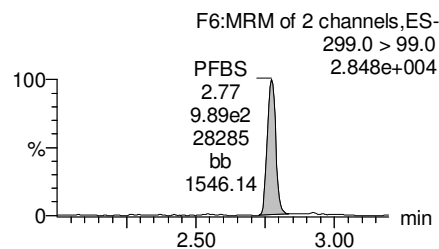
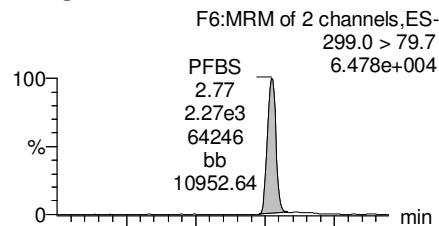
Printed: Thursday, March 01, 2018 14:15:44 Pacific Standard Time

Method: Z:\Projects\PFAS.PRO\MethDB\PFAS_FULL_80C_022718.mdb 28 Feb 2018 13:19:45

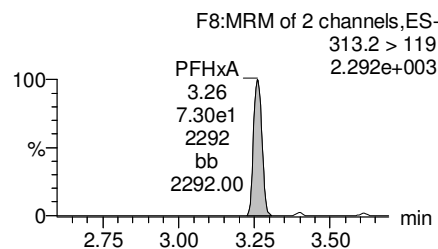
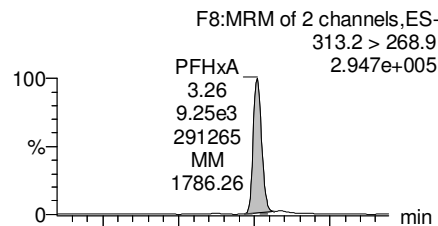
Calibration: Z:\Projects\PFAS.PRO\CurveDB\C18_VAL-PFAS_Q4_02-27-18-FULL.cdb 28 Feb 2018 11:20:16

Name: 180227M1_64, Date: 28-Feb-2018, Time: 07:21:55, ID: B8B0130-MSD1 Matrix Spike Dup 0.11705, Description: Matrix Spike Dup

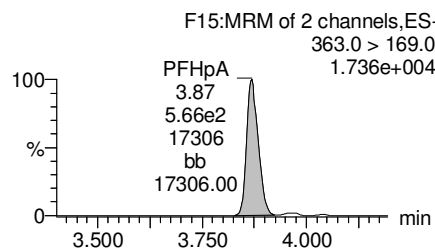
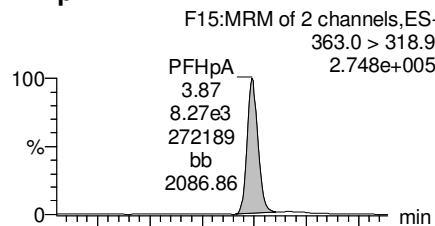
PFBS



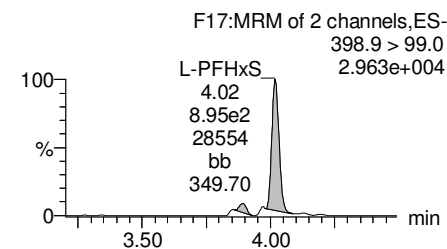
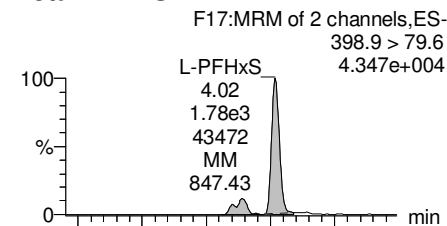
PFHxA



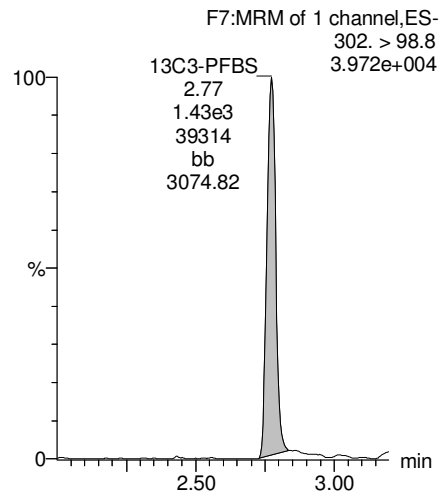
PFHpA



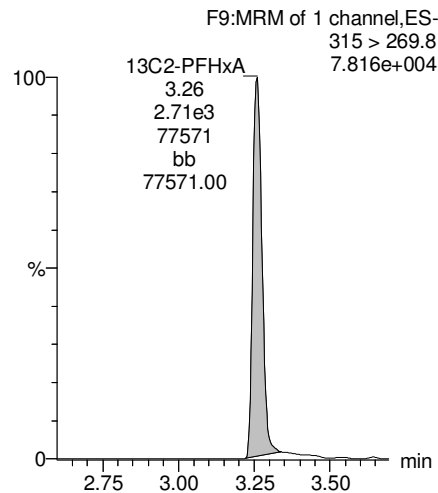
Total PFHxS



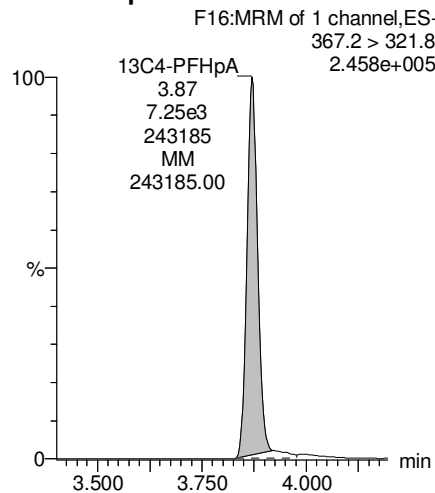
13C3-PFBS



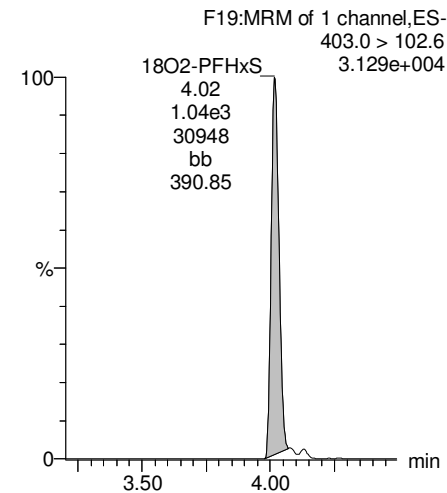
13C2-PFHxA



13C4-PFHpA



18O2-PFHxS



Dataset: Z:\Projects\PFAS.PRO\Results\180227M1\180027M1-64.qld

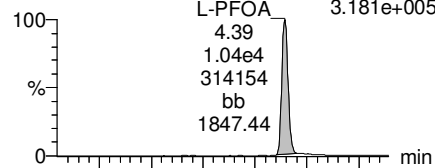
Last Altered: Thursday, March 01, 2018 14:13:39 Pacific Standard Time

Printed: Thursday, March 01, 2018 14:15:44 Pacific Standard Time

Name: 180227M1_64, Date: 28-Feb-2018, Time: 07:21:55, ID: B8B0130-MSD1 Matrix Spike Dup 0.11705, Description: Matrix Spike Dup

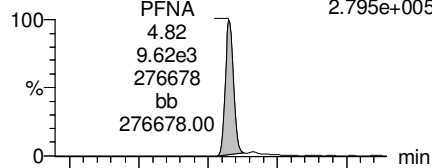
Total PFOA

F20:MRM of 2 channels,ES-
413 > 368.7
3.181e+005



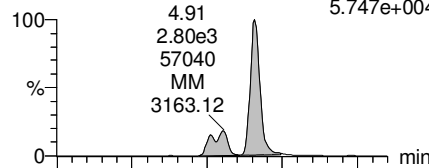
PFNA

F26:MRM of 2 channels,ES-
463.0 > 418.8
2.795e+005



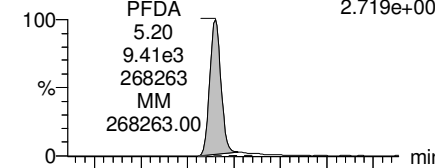
Total PFOS

F31:MRM of 2 channels,ES-
499 > 79.9
5.747e+004

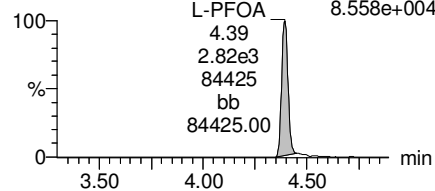


PFDA

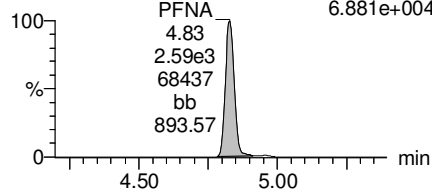
F36:MRM of 2 channels,ES-
513 > 468.8
2.719e+005



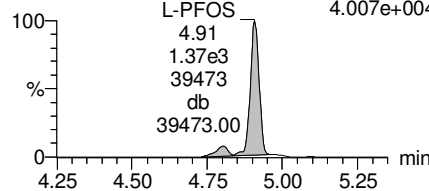
F20:MRM of 2 channels,ES-
413 > 169
8.558e+004



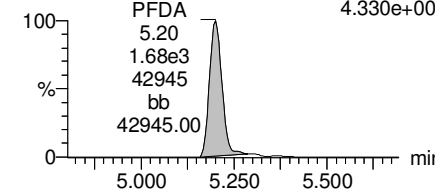
F26:MRM of 2 channels,ES-
463.0 > 219.0
6.881e+004



F31:MRM of 2 channels,ES-
499 > 99
4.007e+004

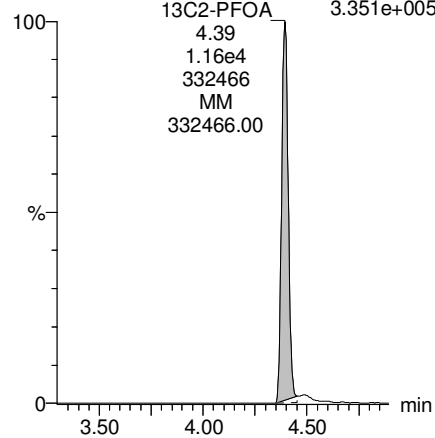


F36:MRM of 2 channels,ES-
513 > 219
4.330e+004



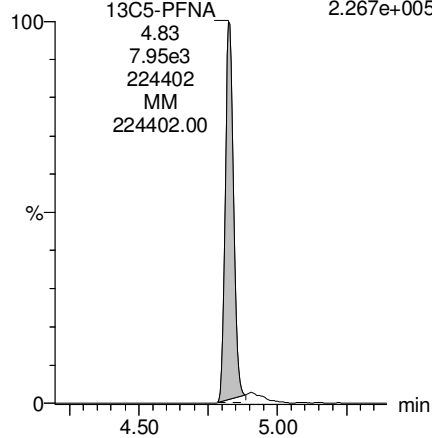
13C2-PFOA

F21:MRM of 1 channel,ES-
414.9 > 369.7
3.351e+005



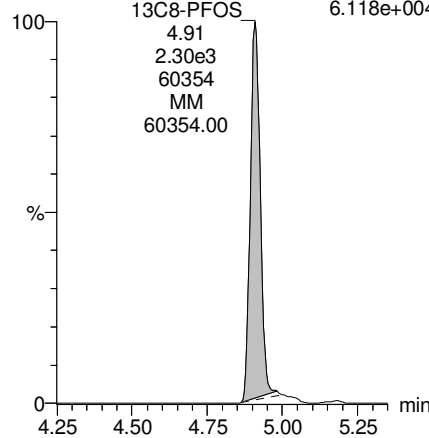
13C5-PFNA

F27:MRM of 1 channel,ES-
468.2 > 422.9
2.267e+005



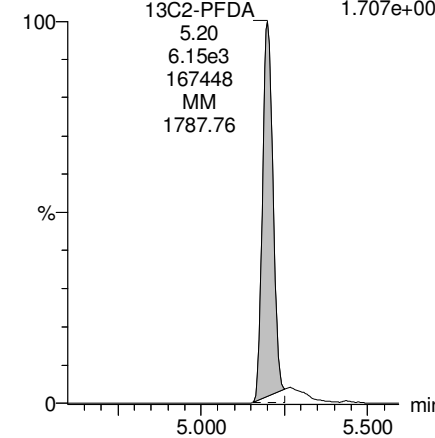
13C8-PFOS

F34:MRM of 1 channel,ES-
507.0 > 79.9
6.118e+004



13C2-PFDA

F37:MRM of 1 channel,ES-
515.1 > 469.9
1.707e+005



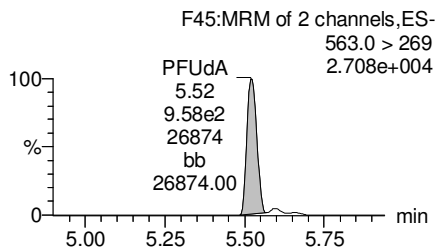
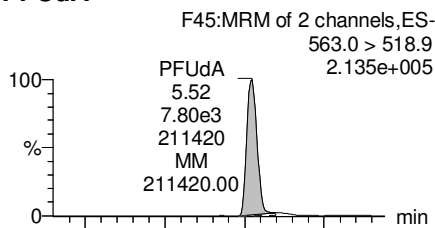
Dataset: Z:\Projects\PFAS.PRO\Results\180227M1\180027M1-64.qld

Last Altered: Thursday, March 01, 2018 14:13:39 Pacific Standard Time

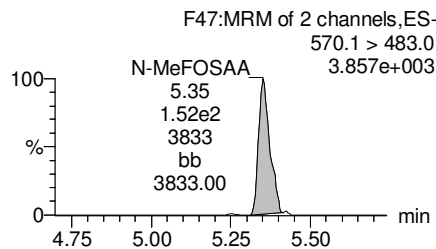
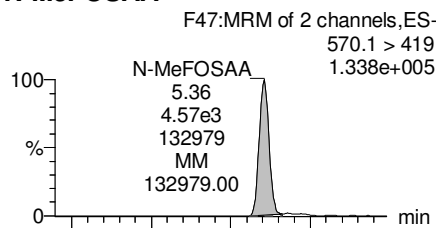
Printed: Thursday, March 01, 2018 14:15:44 Pacific Standard Time

Name: 180227M1_64, Date: 28-Feb-2018, Time: 07:21:55, ID: B8B0130-MSD1 Matrix Spike Dup 0.11705, Description: Matrix Spike Dup

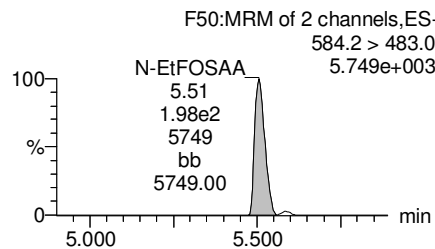
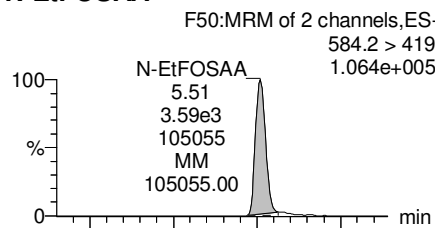
PFUdA



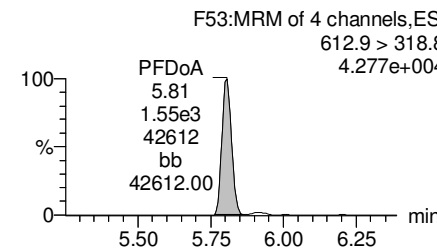
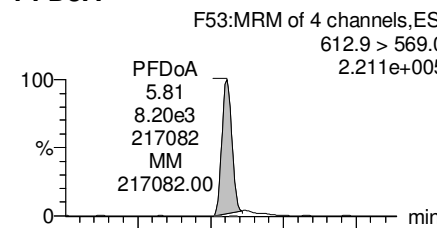
N-MeFOSAA



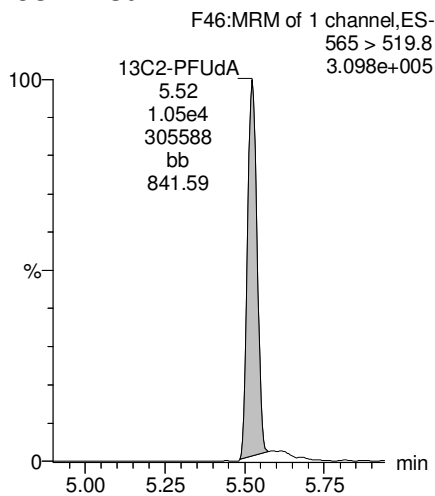
N-EtFOSAA



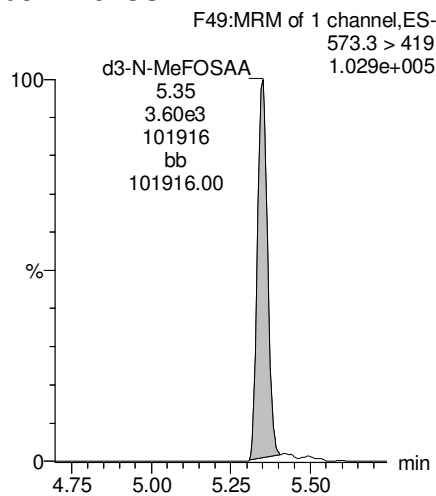
PFDaA



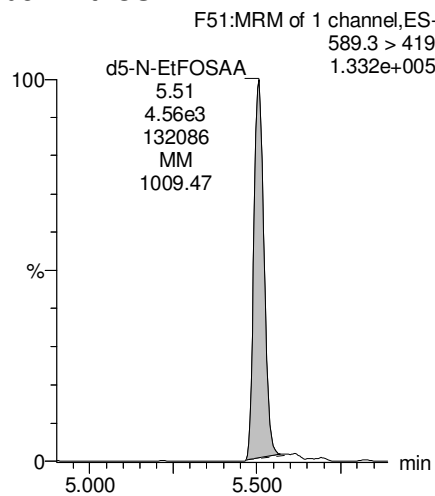
13C2-PFUdA



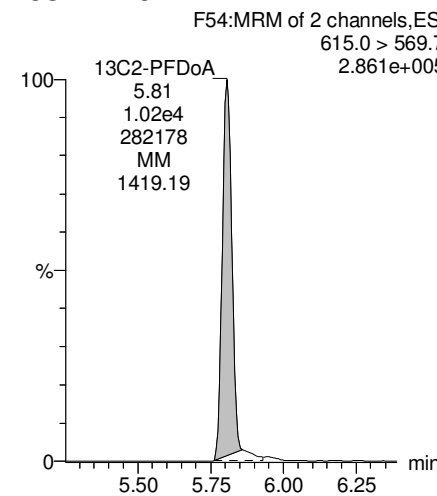
d3-N-MeFOSAA



d5-N-EtFOSAA



13C2-PFDaA



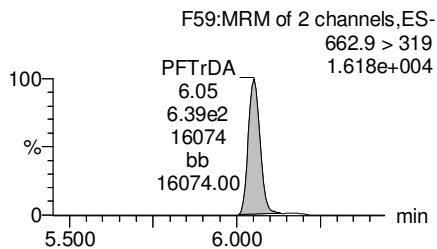
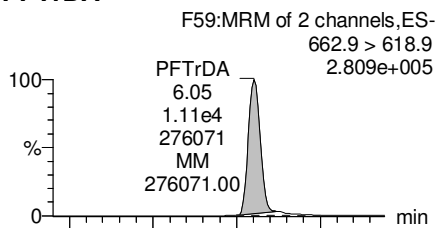
Dataset: Z:\Projects\PFAS.PRO\Results\180227M1\180027M1-64.qld

Last Altered: Thursday, March 01, 2018 14:13:39 Pacific Standard Time

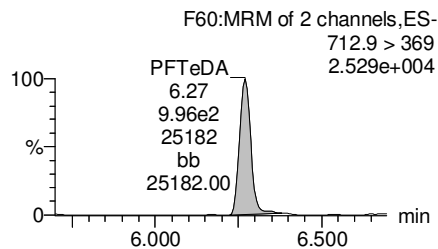
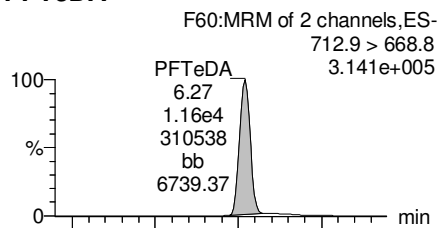
Printed: Thursday, March 01, 2018 14:15:44 Pacific Standard Time

Name: 180227M1_64, Date: 28-Feb-2018, Time: 07:21:55, ID: B8B0130-MSD1 Matrix Spike Dup 0.11705, Description: Matrix Spike Dup

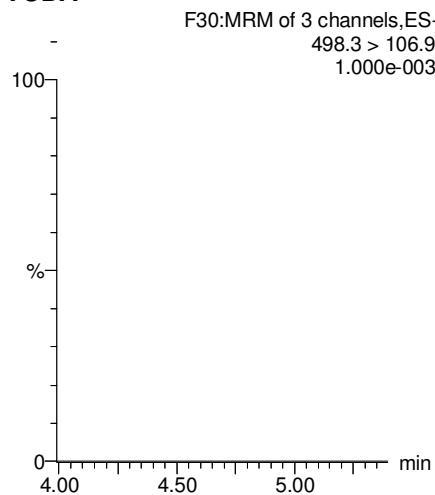
PFTrDA



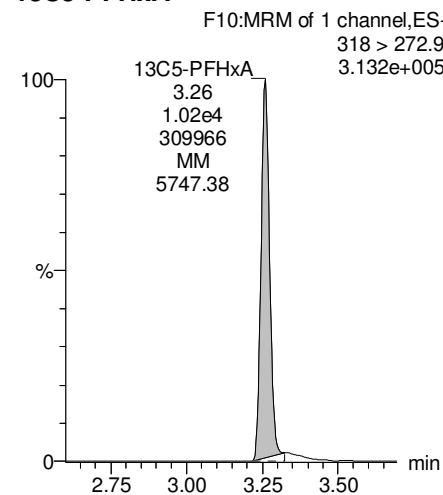
PFTeDA



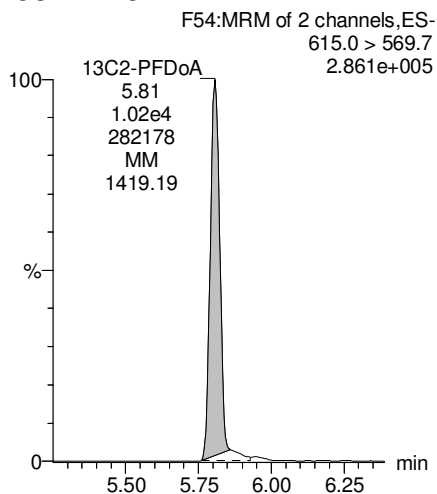
TCDA



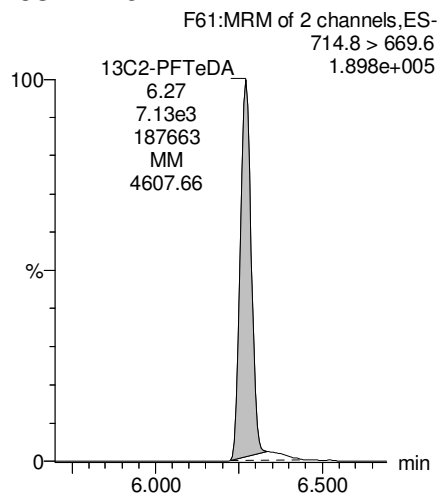
13C5-PFHxA



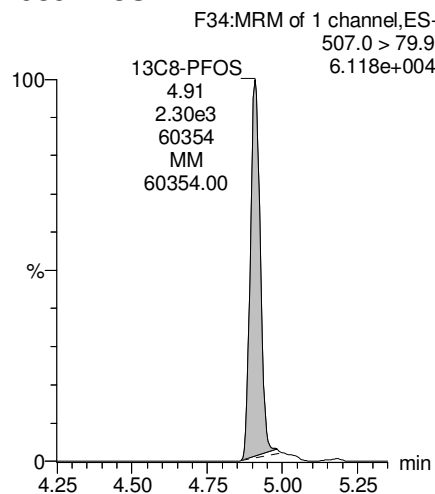
13C2-PFDoA



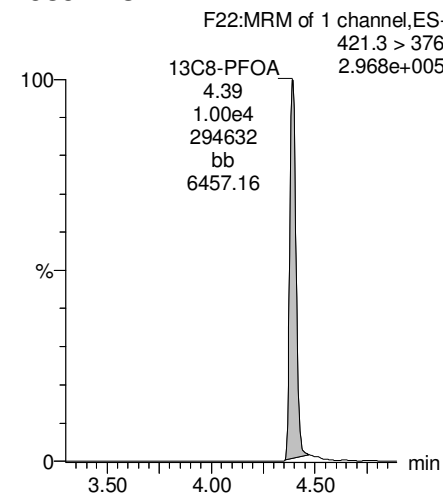
13C2-PFTeDA



13C8-PFOS



13C8-PFOA



Dataset: Z:\Projects\PFAS.PRO\Results\180227M1\180027M1-64.qld

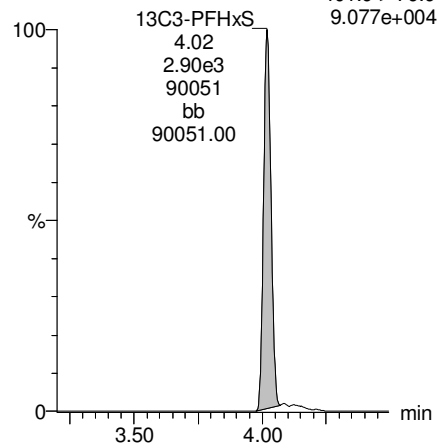
Last Altered: Thursday, March 01, 2018 14:13:39 Pacific Standard Time

Printed: Thursday, March 01, 2018 14:15:44 Pacific Standard Time

Name: 180227M1_64, Date: 28-Feb-2018, Time: 07:21:55, ID: B8B0130-MSD1 Matrix Spike Dup 0.11705, Description: Matrix Spike Dup

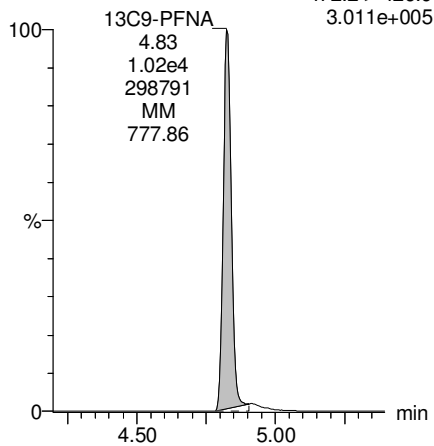
13C3-PFHxS

F18:MRM of 1 channel,ES-
401.9 > 79.9
9.077e+004



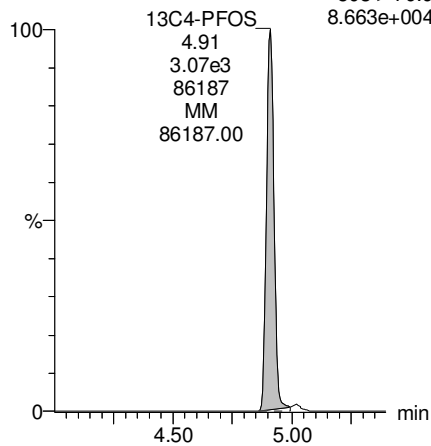
13C9-PFNA

F28:MRM of 1 channel,ES-
472.2 > 426.9
3.011e+005



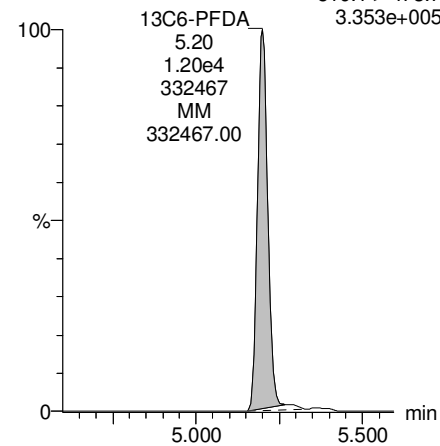
13C4-PFOS

F32:MRM of 1 channel,ES-
503 > 79.9
8.663e+004



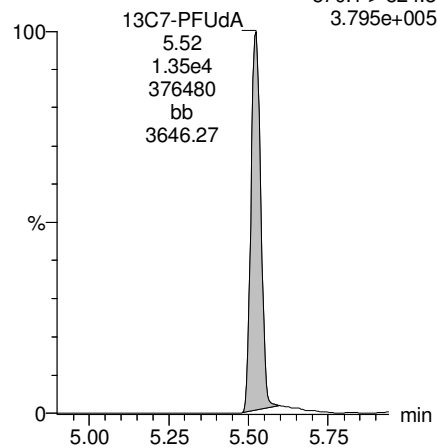
13C6-PFDA

F39:MRM of 1 channel,ES-
519.1 > 473.7
3.353e+005



13C7-PFUdA

F48:MRM of 1 channel,ES-
570.1 > 524.8
3.795e+005



Dataset: Z:\Projects\PFAS.PRO\Results\180227M1\180027M1-73.qld

Last Altered: Thursday, March 01, 2018 15:30:26 Pacific Standard Time

Printed: Thursday, March 01, 2018 15:32:08 Pacific Standard Time

Method: Z:\Projects\PFAS.PRO\MethDB\PFAS_FULL_80C_022718.mdb 28 Feb 2018 13:19:45

Calibration: Z:\Projects\PFAS.PRO\CurveDB\C18_VAL-PFAS_Q4_02-27-18-FULL.cdb 28 Feb 2018 11:20:16

Name: 180227M1_73, Date: 28-Feb-2018, Time: 09:05:16, ID: 1800340-06 WI-AF-EB02-021518 0.12104, Description: WI-AF-EB02-021518

	# Name	Trace	Area	IS Area	Wt./Vol.	RRF	Pred.RT	RT	y Axis Resp.	Conc.	%Rec
1	3 PFBS	299.0 > 79.7		1.49e3	0.121		2.60				
2	5 PFHxA	313.2 > 268.9		3.24e3	0.121		3.19				
3	7 PFHpA	363.0 > 318.9		6.98e3	0.121		3.81				
4	8 L-PFHxS	398.9 > 79.6		1.34e3	0.121		4.17				
5	11 L-PFOA	413 > 368.7		1.21e4	0.121		4.40				
6	14 PFNA	463.0 > 418.8		8.39e3	0.121		4.76				
7	16 L-PFOS	499 > 79.9		2.99e3	0.121		4.90				
8	18 PFDA	513 > 468.8		9.20e3	0.121		5.14				
9	21 N-MeFOSAA	570.1 > 419		3.77e3	0.121		5.29				
10	22 N-EtFOSAA	584.2 > 419		4.87e3	0.121		5.45				
11	23 PFUdA	563.0 > 518.9		1.04e4	0.121		5.46				

Dataset: Z:\Projects\PFAS.PRO\Results\180227M1\180027M1-73.qld

Last Altered: Thursday, March 01, 2018 15:30:26 Pacific Standard Time

Printed: Thursday, March 01, 2018 15:32:16 Pacific Standard Time

Method: Z:\Projects\PFAS.PRO\MethDB\PFAS_FULL_80C_022718.mdb 28 Feb 2018 13:19:45

Calibration: Z:\Projects\PFAS.PRO\CurveDB\C18_VAL-PFAS_Q4_02-27-18-FULL.cdb 28 Feb 2018 11:20:16

Name: 180227M1_73, Date: 28-Feb-2018, Time: 09:05:16, ID: 1800340-06 WI-AF-EB02-021518 0.12104, Description: WI-AF-EB02-021518

#	Name	Trace	Area	IS Area	Wt./Vol.	RRF	Pred.RT	RT	y Axis Resp.	Conc.	%Rec	
1	25	PFDa	612.9 > 569.0	8.99e3	0.121		5.74					
2	27	PFTDA	662.9 > 618.9	8.99e3	0.121		5.98					
3	28	PFTeDA	712.9 > 668.8	4.76e3	0.121		6.20					
4	36	13C3-PFBS	302. > 98.8	1.49e3	1.29e4	0.121	0.131	2.69	2.77	1.44	90.7861	87.9
5	37	13C2-PFHxA	315 > 269.8	3.24e3	1.29e4	0.121	0.740	3.19	3.26	3.14	35.0248	84.8
6	38	13C4-PFHpA	367.2 > 321.8	6.98e3	1.29e4	0.121	0.776	3.81	3.87	6.76	71.9526	69.7
7	39	18O2-PFHxS	403.0 > 102.6	1.34e3	3.28e3	0.121	0.412	3.96	4.02	5.09	101.9806	98.7
8	40	13C2-PFOA	414.9 > 369.7	1.21e4	1.03e4	0.121	1.891	4.33	4.39	14.7	64.2193	62.2
9	41	13C5-PFNA	468.2 > 422.9	8.39e3	9.90e3	0.121	0.959	4.76	4.82	10.6	91.2059	88.3
10	42	13C8-PFOSA	506.1 > 77.7	2.18e3	1.64e4	0.121	0.308	4.83	4.89	1.66	44.6373	43.2
11	43	13C8-PFOS	507.0 > 79.9	2.99e3	3.84e3	0.121	1.096	4.84	4.90	9.73	73.3146	71.0
12	44	13C2-PFDA	515.1 > 469.9	9.20e3	1.23e4	0.121	0.926	5.14	5.20	9.37	83.6278	81.0
13	45	d3-N-MeFOSAA	573.3 > 419	3.77e3	1.64e4	0.121	0.359	5.29	5.35	2.88	66.3784	64.3
14	46	d5-N-EtFOSAA	589.3 > 419	4.87e3	1.64e4	0.121	0.435	5.45	5.50	3.72	70.7067	68.5
15	47	13C2-PFUdA	565 > 519.8	1.04e4	1.64e4	0.121	1.138	5.46	5.52	7.93	57.6058	55.8
16	48	13C2-PFDoA	615.0 > 569.7	8.99e3	1.64e4	0.121	1.059	5.74	5.80	6.86	53.5525	51.9
17	49	d3-N-MeFOSA	515.2 > 168.9		1.64e4	0.121	0.151	5.84				
18	50	13C2-PFTeDA	714.8 > 669.6	4.76e3	1.64e4	0.121	0.484	6.20	6.26	3.64	62.0769	60.1
19	51	d5-N-ETFOSA	531.1 > 168.9		1.64e4	0.121	0.215	6.22				
20	52	13C2-PFHxDA	815 > 769.7	3.76e3	1.64e4	0.121	0.741	6.51	6.59	2.87	32.0028	77.5
21	53	d7-N-MeFOSE	623.1 > 58.9		1.64e4	0.121	0.186	6.31				
22	54	d9-N-EtFOSE	639.2 > 58.8		1.64e4	0.121	0.159	6.45				
23	55	13C4-PFBA	217. > 171.8	1.00e4	1.00e4	0.121	1.000	1.46	1.53	12.5	103.2716	100.0
24	56	13C5-PFHxA	318 > 272.9	1.29e4	1.29e4	0.121	1.000	3.19	3.26	12.5	103.2716	100.0
25	57	13C3-PFHxS	401.9 > 79.9	3.28e3	3.28e3	0.121	1.000	3.96	4.02	12.5	103.2716	100.0
26	58	13C8-PFOA	421.3 > 376	1.03e4	1.03e4	0.121	1.000	4.33	4.39	12.5	103.2716	100.0
27	59	13C9-PFNA	472.2 > 426.9	9.90e3	9.90e3	0.121	1.000	4.70	4.82	12.5	103.2716	100.0
28	60	13C4-PFOS	503 > 79.9	3.84e3	3.84e3	0.121	1.000	4.84	4.90	12.5	103.2716	100.0
29	61	13C6-PFDA	519.1 > 473.7	1.23e4	1.23e4	0.121	1.000	5.14	5.20	12.5	103.2716	100.0
30	62	13C7-PFUdA	570.1 > 524.8	1.64e4	1.64e4	0.121	1.000	5.46	5.51	12.5	103.2716	100.0
31	63	Total PFHxS	398.9 > 79.6	0.00e0	1.34e3	0.121		3.85		0.000		
32	64	Total PFOA	413 > 368.7	0.00e0	1.21e4	0.121		4.21		0.000		

KBF 3/1/2018

Dataset: Z:\Projects\PFAS.PRO\Results\180227M1\180027M1-73.qld

Last Altered: Thursday, March 01, 2018 15:30:26 Pacific Standard Time

Printed: Thursday, March 01, 2018 15:32:16 Pacific Standard Time

Name: 180227M1_73, Date: 28-Feb-2018, Time: 09:05:16, ID: 1800340-06 WI-AF-EB02-021518 0.12104, Description: WI-AF-EB02-021518

	# Name	Trace	Area	IS Area	Wt./Vol.	RRF	Pred.RT	RT	y Axis Resp.	Conc.	%Rec
33	65 Total PFOS	499 > 79.9	0.00e0	2.99e3	0.121		4.73		0.000		
34	66 Total N-MeFOSAA	570.1 > 419	0.00e0	3.77e3	0.121		5.29		0.000		
35	67 Total N-EtFOSAA	584.2 > 419	0.00e0	4.87e3	0.121		5.45		0.000		

Dataset: Z:\Projects\PFAS.PRO\Results\180227M1\180027M1-73.qld

Last Altered: Thursday, March 01, 2018 15:30:26 Pacific Standard Time

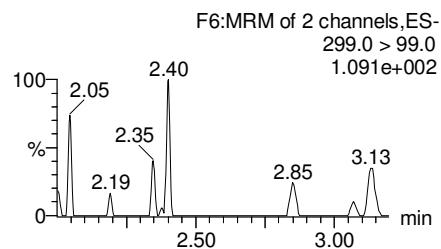
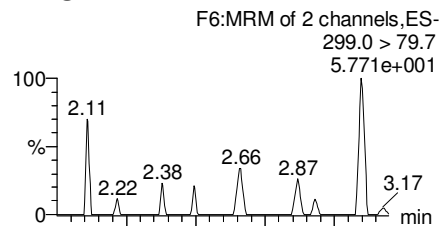
Printed: Thursday, March 01, 2018 15:32:16 Pacific Standard Time

Method: Z:\Projects\PFAS.PRO\MethDB\PFAS_FULL_80C_022718.mdb 28 Feb 2018 13:19:45

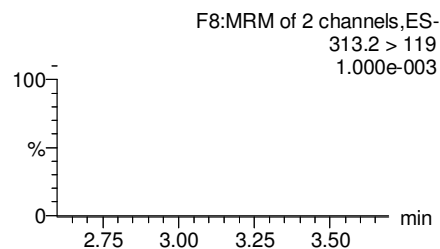
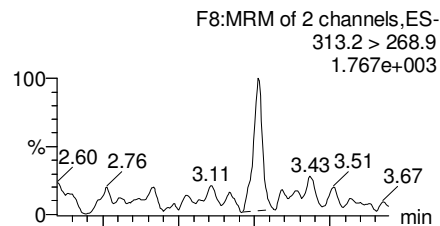
Calibration: Z:\Projects\PFAS.PRO\CurveDB\C18_VAL-PFAS_Q4_02-27-18-FULL.cdb 28 Feb 2018 11:20:16

Name: 180227M1_73, Date: 28-Feb-2018, Time: 09:05:16, ID: 1800340-06 WI-AF-EB02-021518 0.12104, Description: WI-AF-EB02-021518

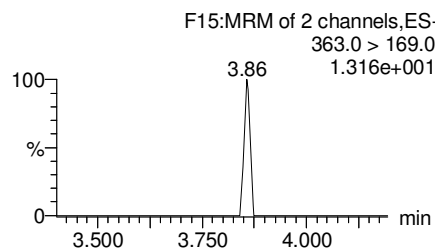
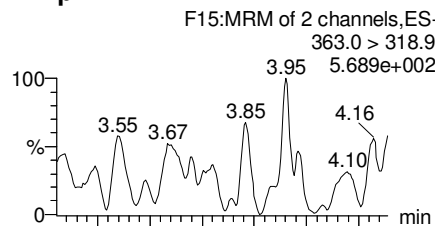
PFBS



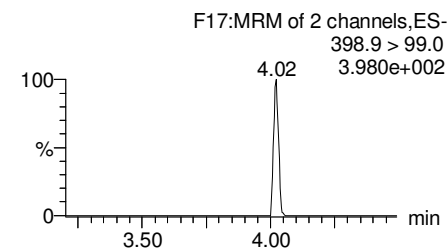
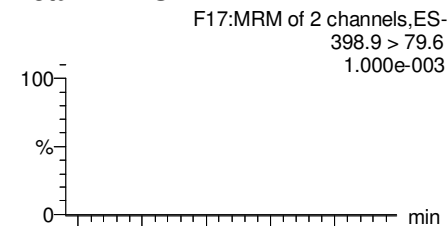
PFHxA



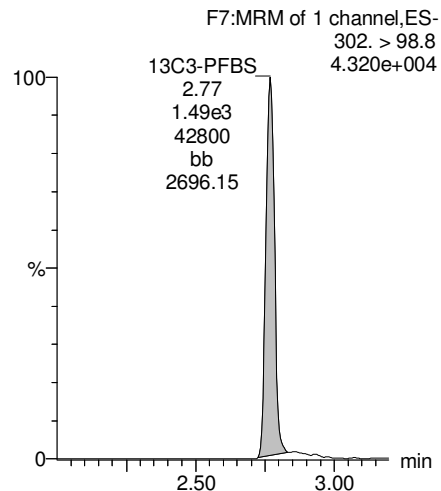
PFHpA



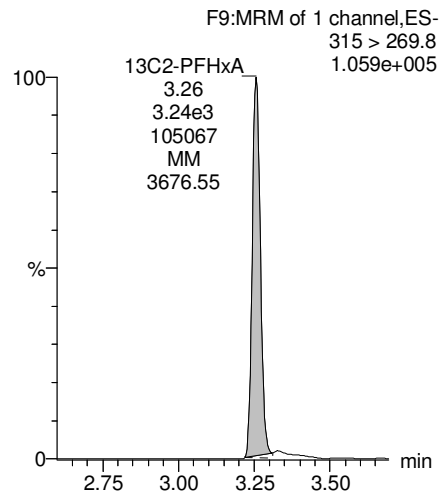
Total PFHxS



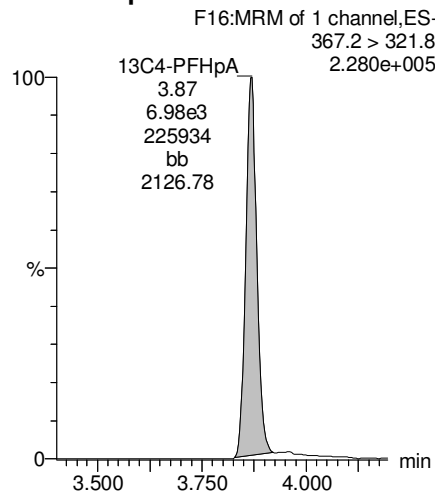
13C3-PFBS



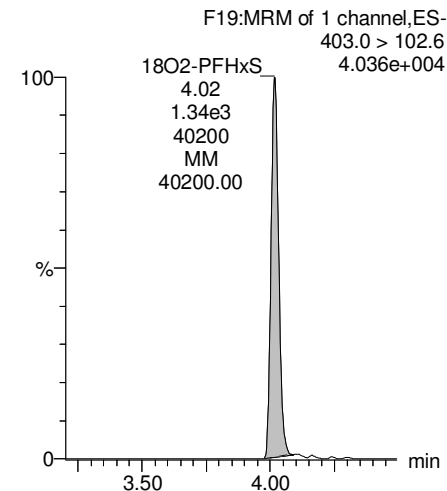
13C2-PFHxA



13C4-PFHpA



18O2-PFHxS



Dataset: Z:\Projects\PFAS.PRO\Results\180227M1\180027M1-73.qld

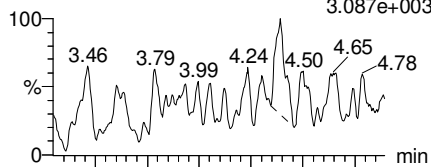
Last Altered: Thursday, March 01, 2018 15:30:26 Pacific Standard Time

Printed: Thursday, March 01, 2018 15:32:16 Pacific Standard Time

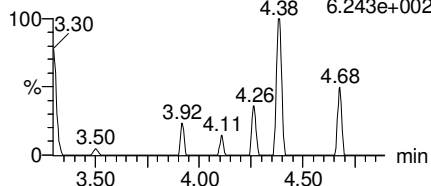
Name: 180227M1_73, Date: 28-Feb-2018, Time: 09:05:16, ID: 1800340-06 WI-AF-EB02-021518 0.12104, Description: WI-AF-EB02-021518

Total PFOA

F20:MRM of 2 channels,ES-
413 > 368.7
3.087e+003

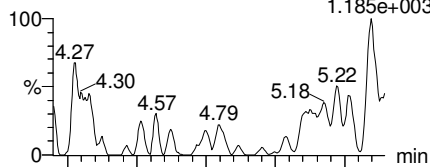


F20:MRM of 2 channels,ES-
413 > 169
6.243e+002

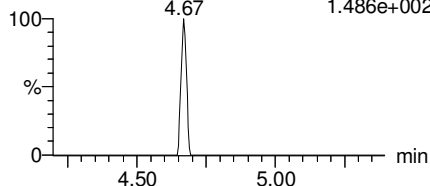


PFNA

F26:MRM of 2 channels,ES-
463.0 > 418.8
1.185e+003




F26:MRM of 2 channels,ES-
463.0 > 219.0
1.486e+002

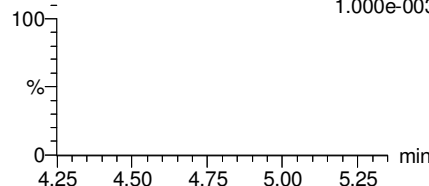


Total PFOS

F31:MRM of 2 channels,ES-
499 > 79.9
1.000e-003

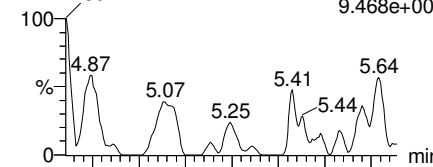


F31:MRM of 2 channels,ES-
499 > 99
1.000e-003

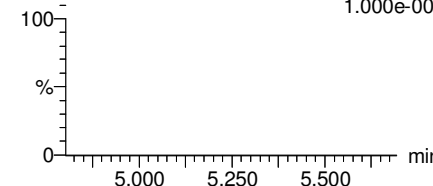


PFDA

F36:MRM of 2 channels,ES-
513 > 468.8
9.468e+002

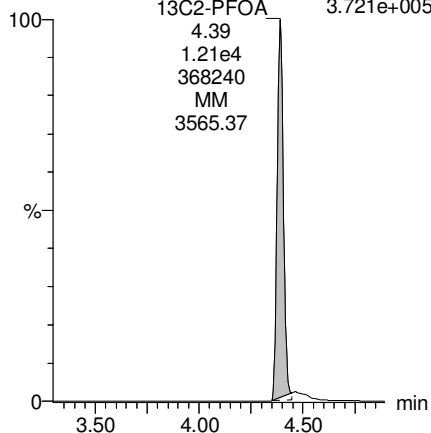


F36:MRM of 2 channels,ES-
513 > 219
1.000e-003



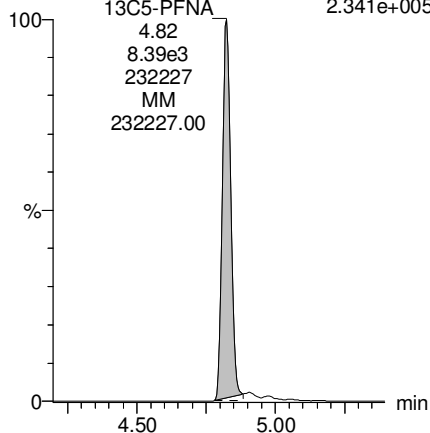
13C2-PFOA

F21:MRM of 1 channel,ES-
414.9 > 369.7
3.721e+005



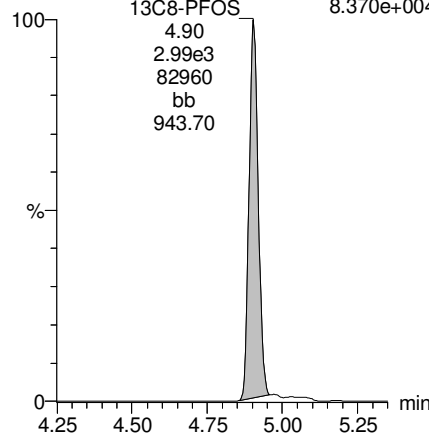
13C5-PFNA

F27:MRM of 1 channel,ES-
468.2 > 422.9
2.341e+005



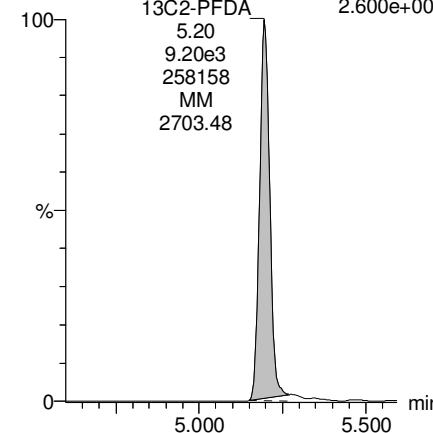
13C8-PFOS

F34:MRM of 1 channel,ES-
507.0 > 79.9
8.370e+004



13C2-PFDA

F37:MRM of 1 channel,ES-
515.1 > 469.9
2.600e+005



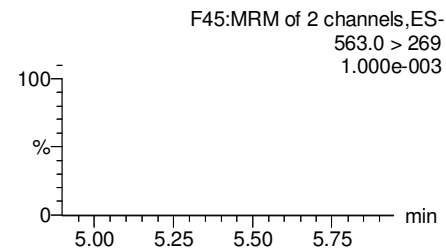
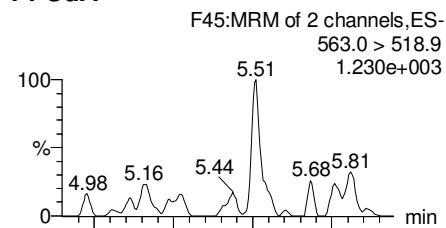
Dataset: Z:\Projects\PFAS.PRO\Results\180227M1\180027M1-73.qld

Last Altered: Thursday, March 01, 2018 15:30:26 Pacific Standard Time

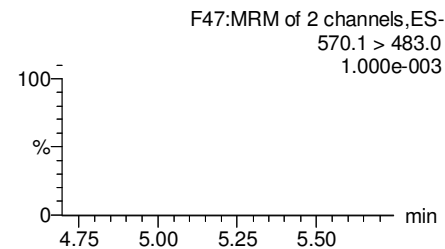
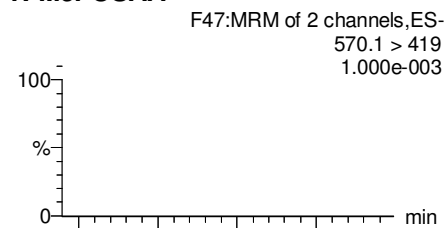
Printed: Thursday, March 01, 2018 15:32:16 Pacific Standard Time

Name: 180227M1_73, Date: 28-Feb-2018, Time: 09:05:16, ID: 1800340-06 WI-AF-EB02-021518 0.12104, Description: WI-AF-EB02-021518

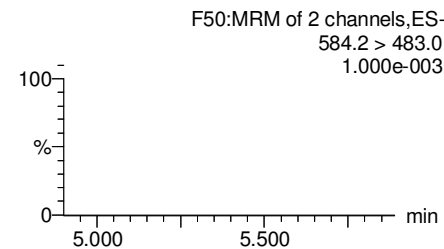
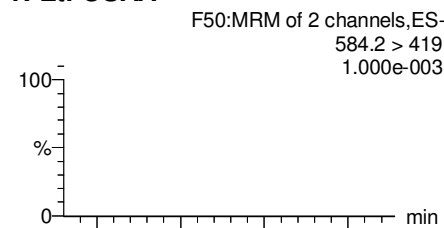
PFUdA



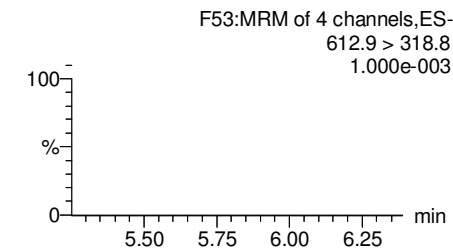
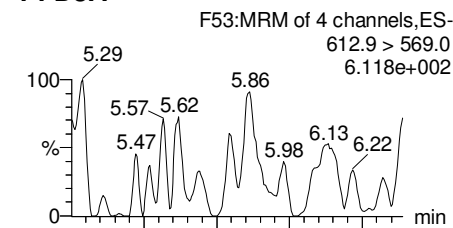
N-MeFOSAA



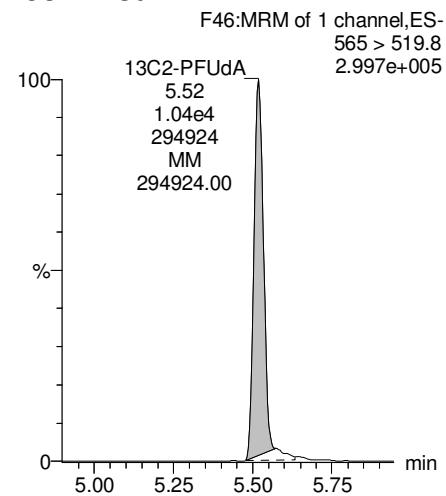
N-EtFOSAA



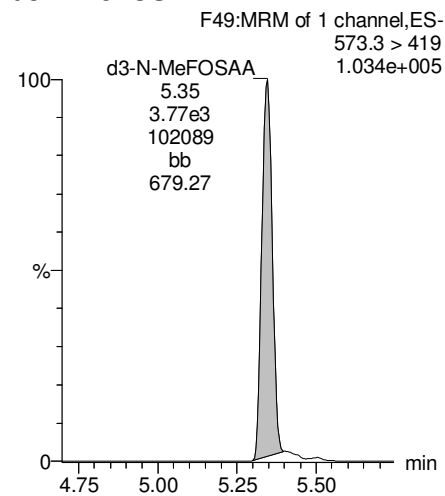
PFDaA



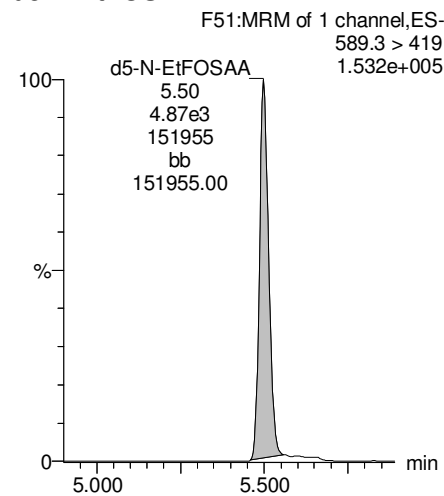
13C2-PFUdA



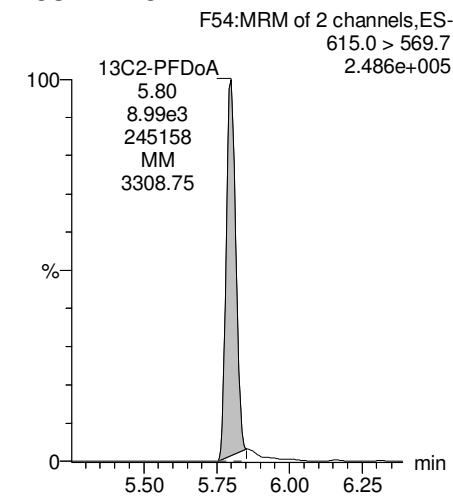
d3-N-MeFOSAA



d5-N-EtFOSAA



13C2-PFDaA



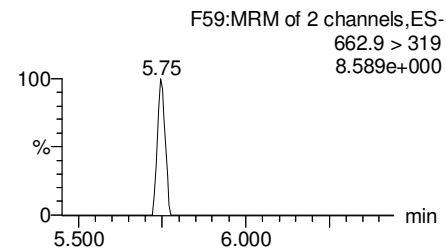
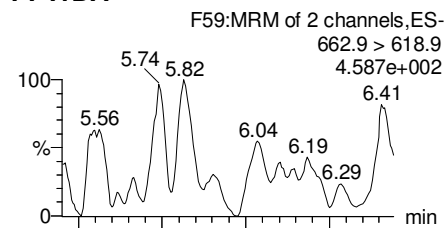
Dataset: Z:\Projects\PFAS.PRO\Results\180227M1\180027M1-73.qld

Last Altered: Thursday, March 01, 2018 15:30:26 Pacific Standard Time

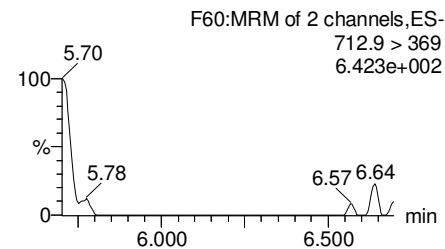
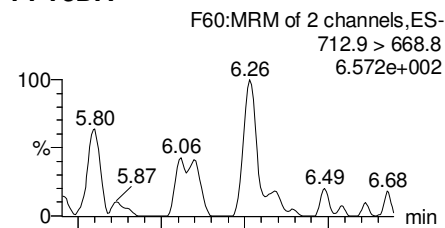
Printed: Thursday, March 01, 2018 15:32:16 Pacific Standard Time

Name: 180227M1_73, Date: 28-Feb-2018, Time: 09:05:16, ID: 1800340-06 WI-AF-EB02-021518 0.12104, Description: WI-AF-EB02-021518

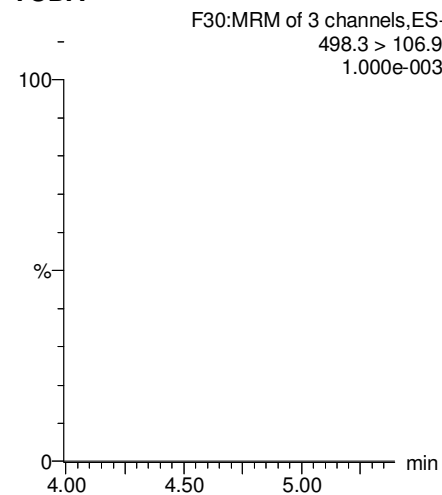
PFTrDA



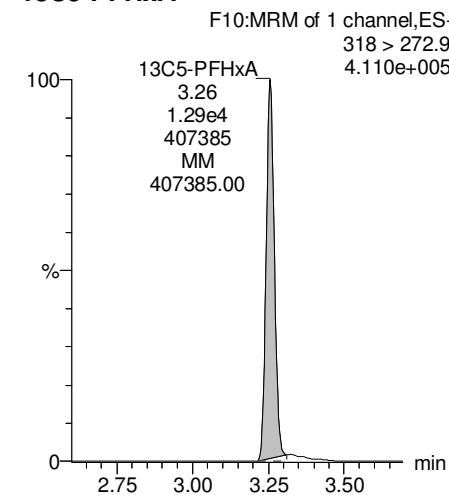
PFTeDA



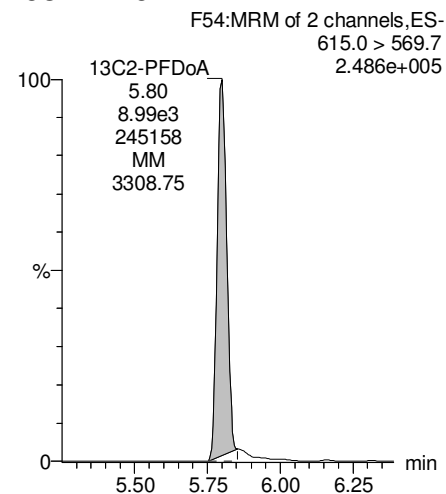
TCDA



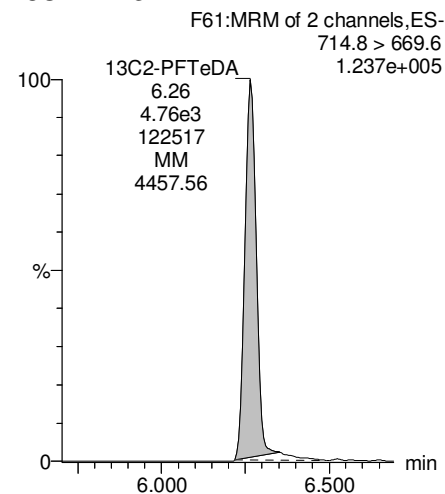
13C5-PFHxA



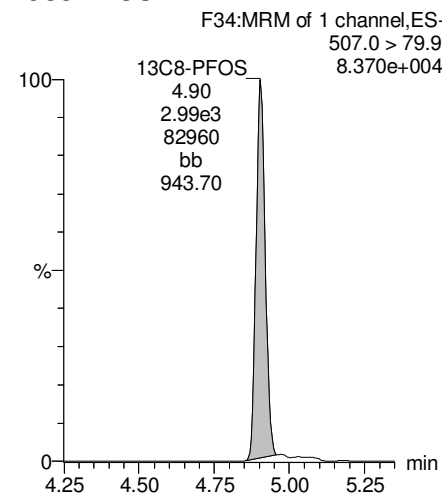
13C2-PFDoA



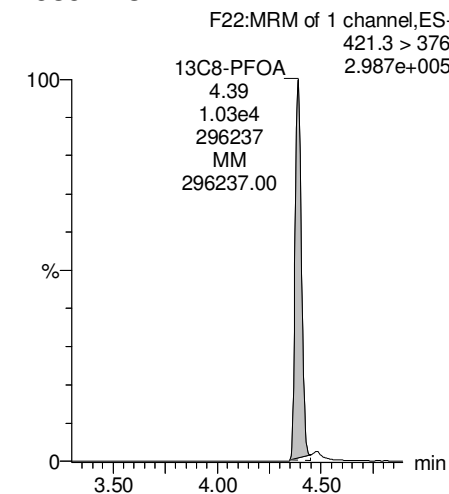
13C2-PFTeDA



13C8-PFOS



13C8-PFOA



Dataset: Z:\Projects\PFAS.PRO\Results\180227M1\180027M1-73.qld

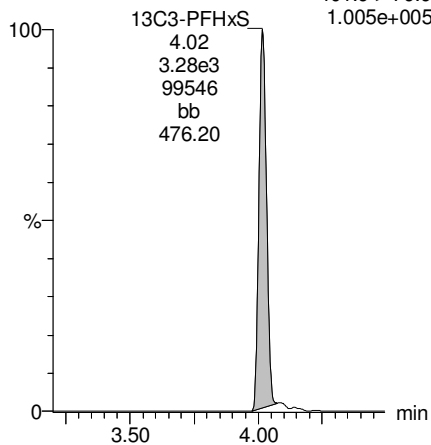
Last Altered: Thursday, March 01, 2018 15:30:26 Pacific Standard Time

Printed: Thursday, March 01, 2018 15:32:16 Pacific Standard Time

Name: 180227M1_73, Date: 28-Feb-2018, Time: 09:05:16, ID: 1800340-06 WI-AF-EB02-021518 0.12104, Description: WI-AF-EB02-021518

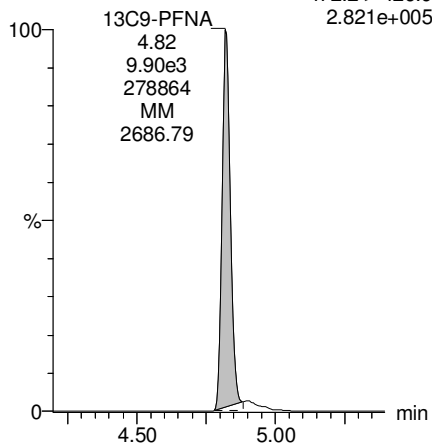
13C3-PFHxS

F18:MRM of 1 channel,ES-
401.9 > 79.9
1.005e+005



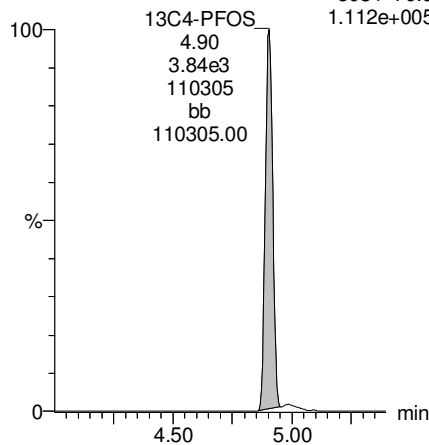
13C9-PFNA

F28:MRM of 1 channel,ES-
472.2 > 426.9
2.821e+005



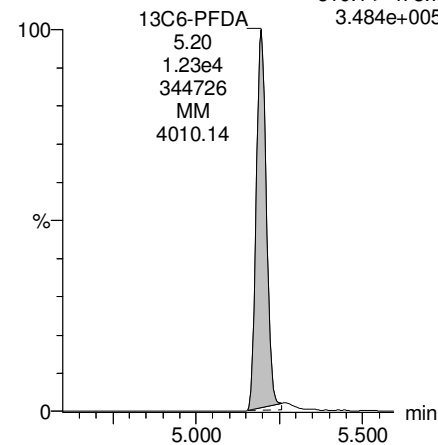
13C4-PFOS

F32:MRM of 1 channel,ES-
503 > 79.9
1.112e+005



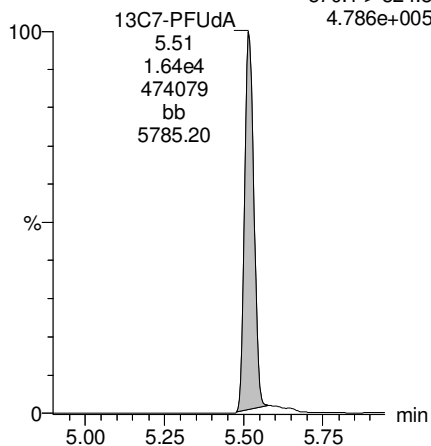
13C6-PFDA

F39:MRM of 1 channel,ES-
519.1 > 473.7
3.484e+005



13C7-PFUDa

F48:MRM of 1 channel,ES-
570.1 > 524.8
4.786e+005



Dataset: Z:\Projects\PFAS.PRO\Results\180227M1\180027M1-74.qld

Last Altered: Thursday, March 01, 2018 15:39:28 Pacific Standard Time

Printed: Thursday, March 01, 2018 15:40:40 Pacific Standard Time

Method: Z:\Projects\PFAS.PRO\MethDB\PFAS_FULL_80C_022718.mdb 28 Feb 2018 13:19:45

Calibration: Z:\Projects\PFAS.PRO\CurveDB\C18_VAL-PFAS_Q4_02-27-18-FULL.cdb 28 Feb 2018 11:20:16

Name: 180227M1_74, Date: 28-Feb-2018, Time: 09:16:42, ID: 1800340-07 WI-AF-MW-608-0218 0.11965, Description: WI-AF-MW-608-0218

	# Name	Trace	Area	IS Area	Wt./Vol.	RRF	Pred.RT	RT	y Axis Resp.	Conc.	%Rec
1	3 PFBS	299.0 > 79.7	1.18e2	1.50e3	0.120		2.60	2.76	0.980	4.5656	
2	5 PFHxA	313.2 > 268.9	1.14e3	3.07e3	0.120		3.19	3.25	1.86	9.8594	
3	7 PFHpA	363.0 > 318.9	3.55e2	7.17e3	0.120		3.81	3.86	0.619	3.5817	
4	8 L-PFHxS	398.9 > 79.6	1.65e2	9.88e2	0.120		4.17	4.01	2.08	9.2612	
5	11 L-PFOA	413 > 368.7	9.65e2	1.21e4	0.120		4.40	4.38	0.995	7.6333	
6	14 PFNA	463.0 > 418.8		9.25e3	0.120		4.76				
7	16 L-PFOS	499 > 79.9		2.99e3	0.120		4.90				
8	18 PFDA	513 > 468.8		8.80e3	0.120		5.14				
9	21 N-MeFOSAA	570.1 > 419		4.02e3	0.120		5.29				
10	22 N-EtFOSAA	584.2 > 419		4.81e3	0.120		5.45				
11	23 PFUdA	563.0 > 518.9	4.38e1	1.00e4	0.120		5.46	5.52	0.0546		

Dataset: Z:\Projects\PFAS.PRO\Results\180227M1\180027M1-74.qld

Last Altered: Thursday, March 01, 2018 15:39:28 Pacific Standard Time

Printed: Thursday, March 01, 2018 15:40:48 Pacific Standard Time

Method: Z:\Projects\PFAS.PRO\MethDB\PFAS_FULL_80C_022718.mdb 28 Feb 2018 13:19:45

Calibration: Z:\Projects\PFAS.PRO\CurveDB\C18_VAL-PFAS_Q4_02-27-18-FULL.cdb 28 Feb 2018 11:20:16

Name: 180227M1_74, Date: 28-Feb-2018, Time: 09:16:42, ID: 1800340-07 WI-AF-MW-608-0218 0.11965, Description: WI-AF-MW-608-0218

#	Name	Trace	Area	IS Area	Wt./Vol.	RRF	Pred.RT	RT	y Axis Resp.	Conc.	%Rec
1	25	PFDa	612.9 > 569.0	1.19e4	0.120		5.74				
2	27	PFTDA	662.9 > 618.9	1.19e4	0.120		5.98				
3	28	PFTeDA	712.9 > 668.8	4.47e3	0.120		6.20				
4	36	13C3-PFBS	302. > 98.8	1.50e3	1.25e4	0.131	2.69	2.76	1.51	95.8410	91.7
5	37	13C2-PFHxA	315 > 269.8	3.07e3	1.25e4	0.740	3.19	3.25	3.08	34.8025	83.3
6	38	13C4-PFHpA	367.2 > 321.8	7.17e3	1.25e4	0.776	3.81	3.86	7.20	77.4939	74.2
7	39	18O2-PFHxS	403.0 > 102.6	9.88e2	3.03e3	0.412	3.96	4.01	4.08	82.6080	79.1
8	40	13C2-PFOA	414.9 > 369.7	1.21e4	9.33e3	1.891	4.33	4.38	16.3	71.8457	68.8
9	41	13C5-PFNA	468.2 > 422.9	9.25e3	1.18e4	0.959	4.76	4.82	9.83	85.6112	81.9
10	42	13C8-PFOA	506.1 > 77.7	2.19e3	1.40e4	0.308	4.83	4.89	1.96	53.2290	51.0
11	43	13C8-PFOS	507.0 > 79.9	2.99e3	3.46e3	1.096	4.84	4.90	10.8	82.3819	78.9
12	44	13C2-PFDA	515.1 > 469.9	8.80e3	1.32e4	0.926	5.14	5.20	8.34	75.2917	72.1
13	45	d3-N-MeFOSAA	573.3 > 419	4.02e3	1.40e4	0.359	5.29	5.34	3.60	83.9409	80.3
14	46	d5-N-EtFOSAA	589.3 > 419	4.81e3	1.40e4	0.435	5.45	5.50	4.31	82.8012	79.3
15	47	13C2-PFUdA	565 > 519.8	1.00e4	1.40e4	1.138	5.46	5.52	8.99	66.0522	63.2
16	48	13C2-PFDoA	615.0 > 569.7	1.19e4	1.40e4	1.059	5.74	5.80	10.7	84.2113	80.6
17	49	d3-N-MeFOSA	515.2 > 168.9		1.40e4	0.151	5.84				
18	50	13C2-PFTeDA	714.8 > 669.6	4.47e3	1.40e4	0.484	6.20	6.26	4.01	69.2242	66.3
19	51	d5-N-ETFOSA	531.1 > 168.9		1.40e4	0.215	6.22				
20	52	13C2-PFHxDA	815 > 769.7	3.78e3	1.40e4	0.741	6.51	6.59	3.39	38.1870	91.4
21	53	d7-N-MeFOSE	623.1 > 58.9		1.40e4	0.186	6.31				
22	54	d9-N-EtFOSE	639.2 > 58.8		1.40e4	0.159	6.45				
23	55	13C4-PFBA	217. > 171.8	1.09e4	1.09e4	1.000	1.46	1.52	12.5	104.4714	100.0
24	56	13C5-PFHxA	318 > 272.9	1.25e4	1.25e4	1.000	3.19	3.25	12.5	104.4714	100.0
25	57	13C3-PFHxS	401.9 > 79.9	3.03e3	3.03e3	1.000	3.96	4.01	12.5	104.4714	100.0
26	58	13C8-PFOA	421.3 > 376	9.33e3	9.33e3	1.000	4.33	4.39	12.5	104.4714	100.0
27	59	13C9-PFNA	472.2 > 426.9	1.18e4	1.18e4	1.000	4.70	4.82	12.5	104.4714	100.0
28	60	13C4-PFOS	503 > 79.9	3.46e3	3.46e3	1.000	4.84	4.90	12.5	104.4714	100.0
29	61	13C6-PFDA	519.1 > 473.7	1.32e4	1.32e4	1.000	5.14	5.20	12.5	104.4714	100.0
30	62	13C7-PFUdA	570.1 > 524.8	1.40e4	1.40e4	1.000	5.46	5.52	12.5	104.4714	100.0
31	63	Total PFHxS	398.9 > 79.6	1.65e2	9.88e2	0.120	3.85		2.08	9.2612	
32	64	Total PFOA	413 > 368.7	1.23e3	1.21e4	0.120	4.21		1.26	8.7548	

KBF 3/1/2018

Dataset: Z:\Projects\PFAS.PRO\Results\180227M1\180027M1-74.qld

Last Altered: Thursday, March 01, 2018 15:39:28 Pacific Standard Time

Printed: Thursday, March 01, 2018 15:40:48 Pacific Standard Time

Name: 180227M1_74, Date: 28-Feb-2018, Time: 09:16:42, ID: 1800340-07 WI-AF-MW-608-0218 0.11965, Description: WI-AF-MW-608-0218

	# Name	Trace	Area	IS Area	Wt./Vol.	RRF	Pred.RT	RT	y Axis Resp.	Conc.	%Rec
33	65 Total PFOS	499 > 79.9	0.00e0	2.99e3	0.120		4.73		0.000		
34	66 Total N-MeFOSAA	570.1 > 419	0.00e0	4.02e3	0.120		5.29		0.000		
35	67 Total N-EtFOSAA	584.2 > 419	0.00e0	4.81e3	0.120		5.45		0.000		

Dataset: Z:\Projects\PFAS.PRO\Results\180227M1\180027M1-74.qld

Last Altered: Thursday, March 01, 2018 15:39:28 Pacific Standard Time

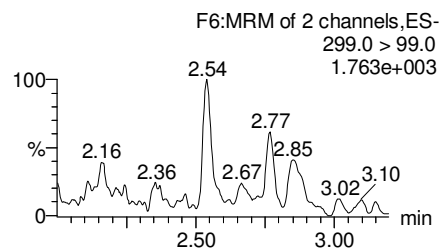
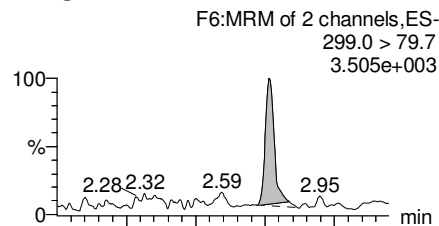
Printed: Thursday, March 01, 2018 15:40:48 Pacific Standard Time

Method: Z:\Projects\PFAS.PRO\MethDB\PFAS_FULL_80C_022718.mdb 28 Feb 2018 13:19:45

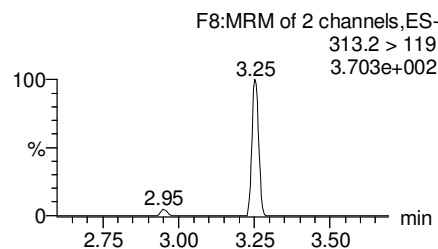
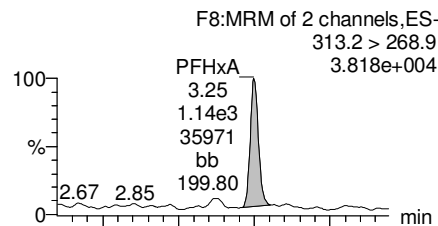
Calibration: Z:\Projects\PFAS.PRO\CurveDB\C18_VAL-PFAS_Q4_02-27-18-FULL.cdb 28 Feb 2018 11:20:16

Name: 180227M1_74, Date: 28-Feb-2018, Time: 09:16:42, ID: 1800340-07 WI-AF-MW-608-0218 0.11965, Description: WI-AF-MW-608-0218

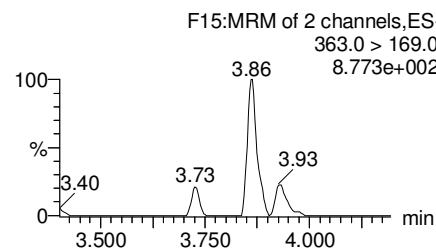
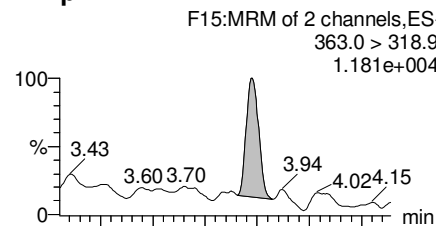
PFBS



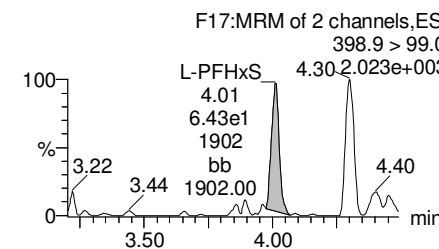
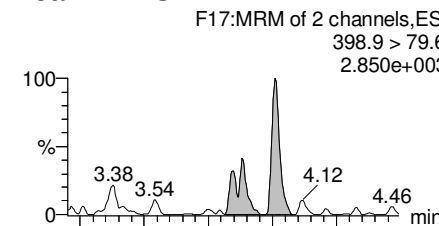
PFHxA



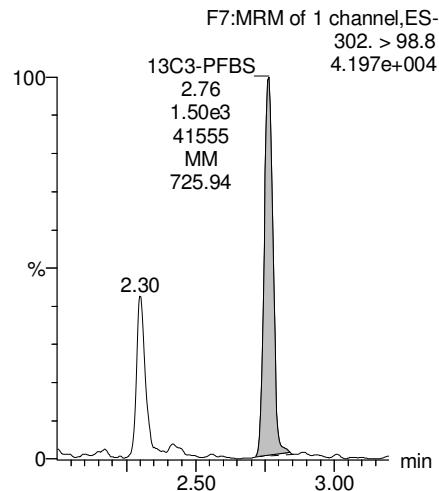
PFHpA



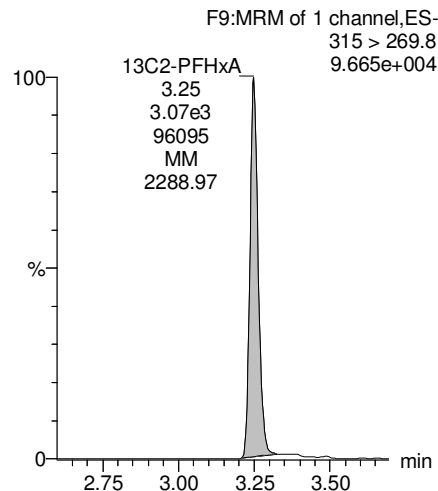
Total PFHxS



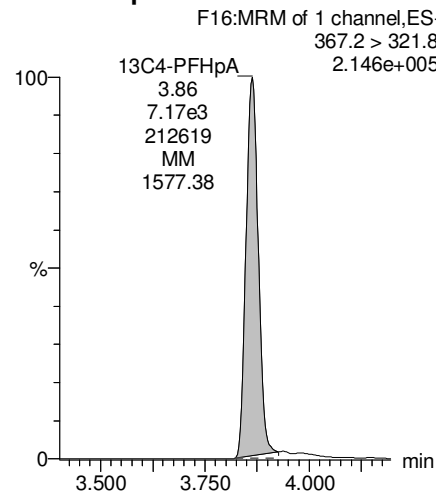
13C3-PFBS



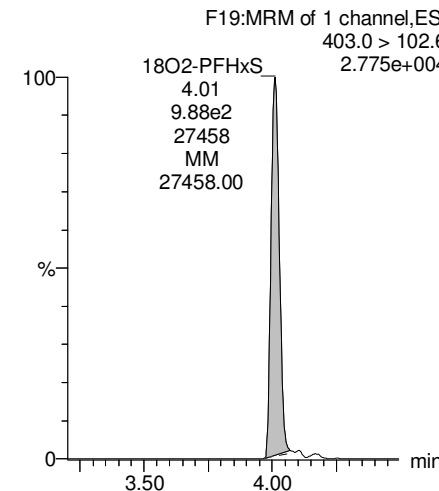
13C2-PFHxA



13C4-PFHpA



18O2-PFHxS



Dataset: Z:\Projects\PFAS.PRO\Results\180227M1\180027M1-74.qld

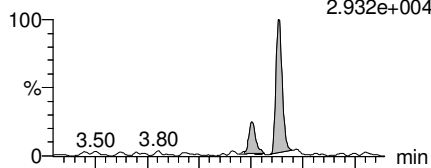
Last Altered: Thursday, March 01, 2018 15:39:28 Pacific Standard Time

Printed: Thursday, March 01, 2018 15:40:48 Pacific Standard Time

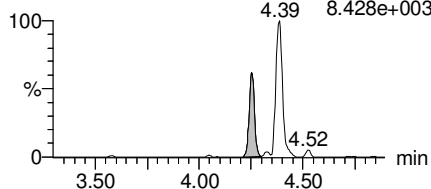
Name: 180227M1_74, Date: 28-Feb-2018, Time: 09:16:42, ID: 1800340-07 WI-AF-MW-608-0218 0.11965, Description: WI-AF-MW-608-0218

Total PFOA

F20:MRM of 2 channels,ES-
413 > 368.7
2.932e+004

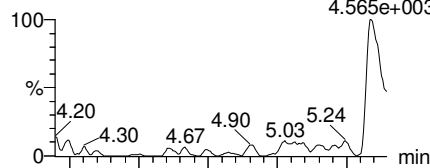


F20:MRM of 2 channels,ES-
413 > 169
8.428e+003

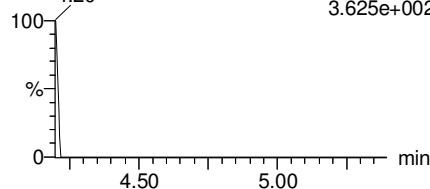


PFNA

F26:MRM of 2 channels,ES-
463.0 > 418.8
4.565e+003

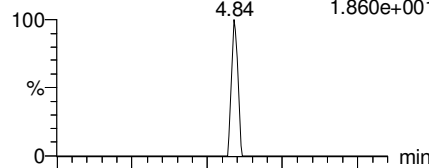


F26:MRM of 2 channels,ES-
463.0 > 219.0
3.625e+002

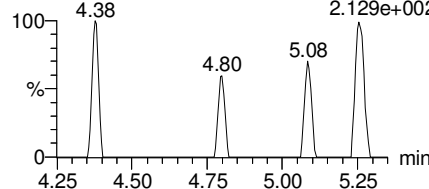


Total PFOS

F31:MRM of 2 channels,ES-
499 > 79.9
1.860e+001

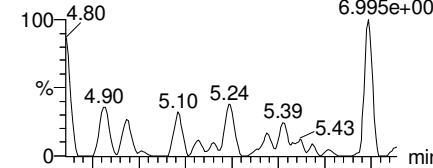


F31:MRM of 2 channels,ES-
499 > 99
2.129e+002

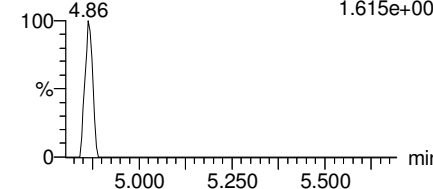


PFDA

F36:MRM of 2 channels,ES-
513 > 468.8
6.995e+002

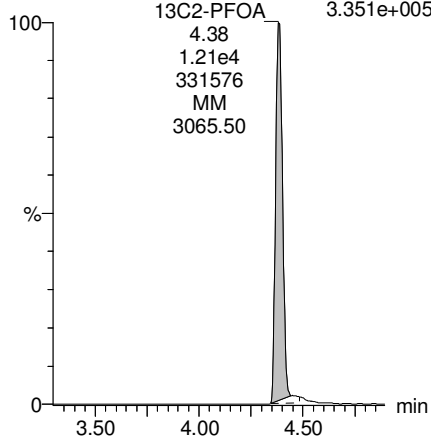


F36:MRM of 2 channels,ES-
513 > 219
1.615e+002



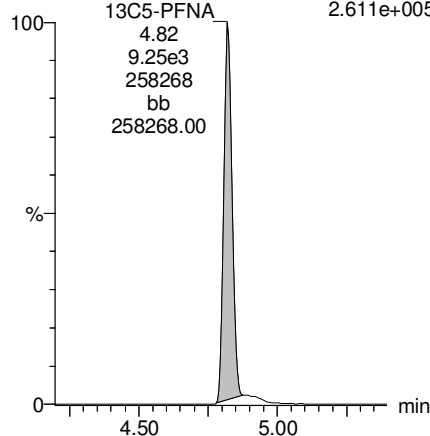
13C2-PFOA

F21:MRM of 1 channel,ES-
414.9 > 369.7
3.351e+005



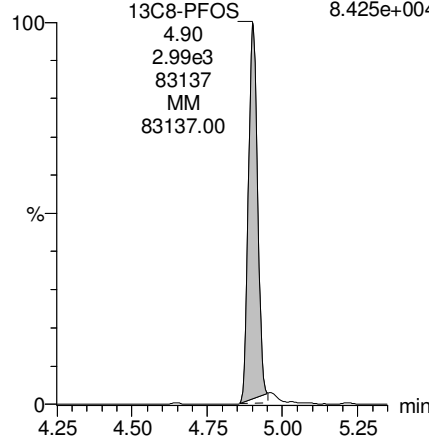
13C5-PFNA

F27:MRM of 1 channel,ES-
468.2 > 422.9
2.611e+005



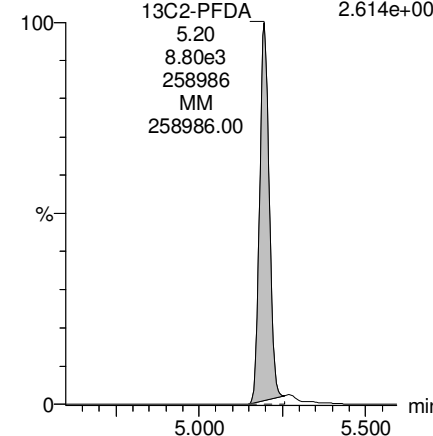
13C8-PFOS

F34:MRM of 1 channel,ES-
507.0 > 79.9
8.425e+004



13C2-PFDA

F37:MRM of 1 channel,ES-
515.1 > 469.9
2.614e+005



Dataset: Z:\Projects\PFAS.PRO\Results\180227M1\180027M1-74.qld

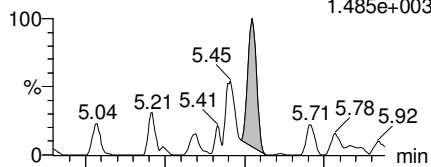
Last Altered: Thursday, March 01, 2018 15:39:28 Pacific Standard Time

Printed: Thursday, March 01, 2018 15:40:48 Pacific Standard Time

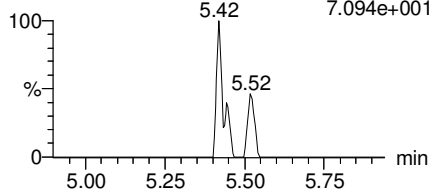
Name: 180227M1_74, Date: 28-Feb-2018, Time: 09:16:42, ID: 1800340-07 WI-AF-MW-608-0218 0.11965, Description: WI-AF-MW-608-0218

PFUdA

F45:MRM of 2 channels,ES-
563.0 > 518.9
1.485e+003

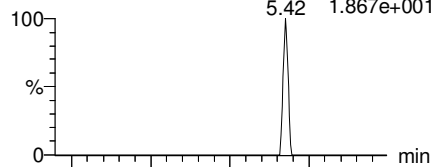


F45:MRM of 2 channels,ES-
563.0 > 269
7.094e+001

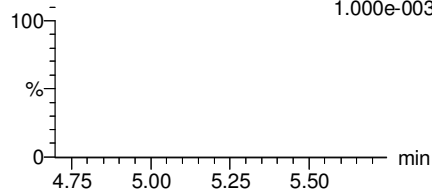


N-MeFOSAA

F47:MRM of 2 channels,ES-
570.1 > 419
1.867e+001

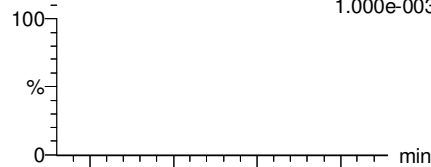


F47:MRM of 2 channels,ES-
570.1 > 483.0
1.000e-003

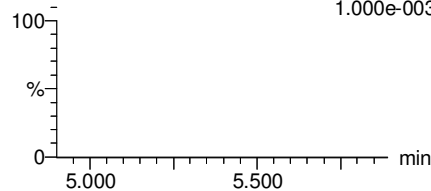


N-EtFOSAA

F50:MRM of 2 channels,ES-
584.2 > 419
1.000e-003

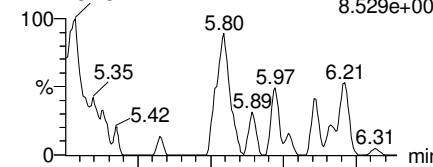


F50:MRM of 2 channels,ES-
584.2 > 483.0
1.000e-003

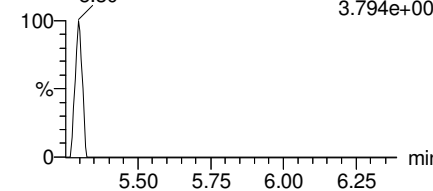


PFDaA

F53:MRM of 4 channels,ES-
612.9 > 569.0
8.529e+002

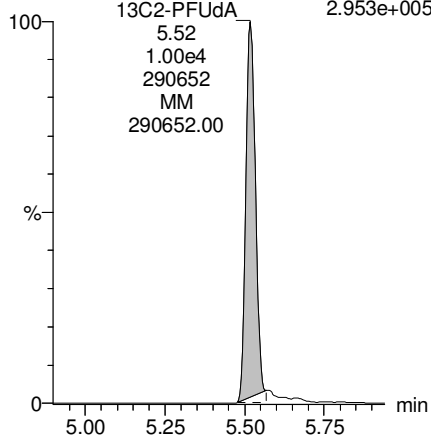


F53:MRM of 4 channels,ES-
612.9 > 318.8
3.794e+001



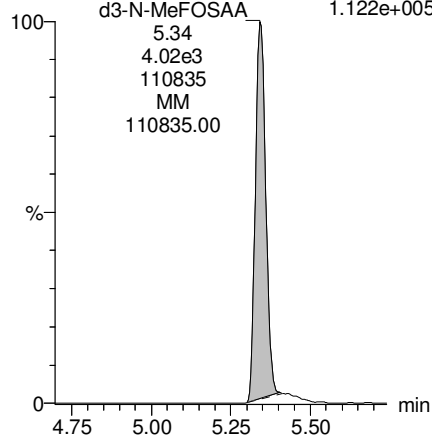
13C2-PFUdA

F46:MRM of 1 channel,ES-
565 > 519.8
2.953e+005



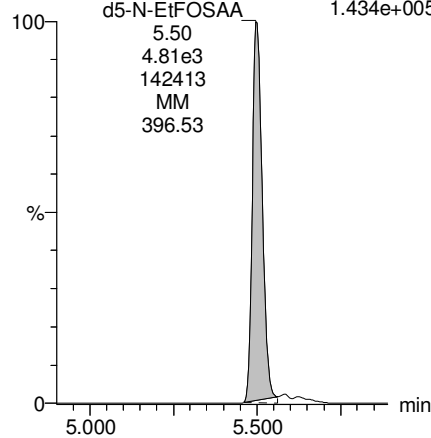
d3-N-MeFOSAA

F49:MRM of 1 channel,ES-
573.3 > 419
1.122e+005



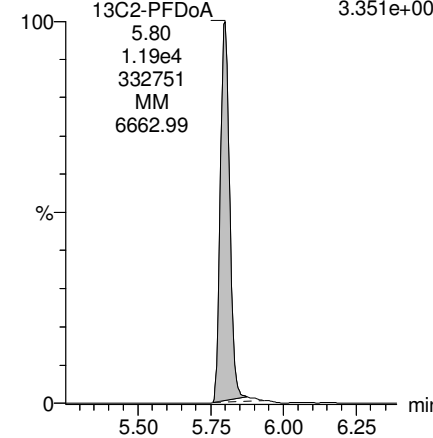
d5-N-EtFOSAA

F51:MRM of 1 channel,ES-
589.3 > 419
1.434e+005



13C2-PFDaA

F54:MRM of 2 channels,ES-
615.0 > 569.7
3.351e+005



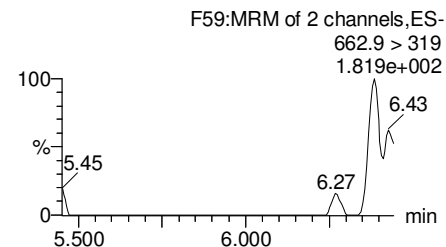
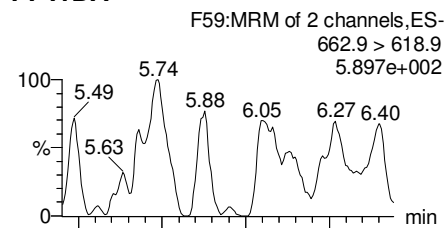
Dataset: Z:\Projects\PFAS.PRO\Results\180227M1\180027M1-74.qld

Last Altered: Thursday, March 01, 2018 15:39:28 Pacific Standard Time

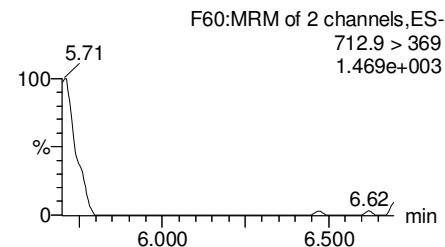
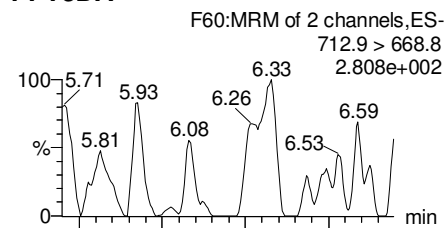
Printed: Thursday, March 01, 2018 15:40:48 Pacific Standard Time

Name: 180227M1_74, Date: 28-Feb-2018, Time: 09:16:42, ID: 1800340-07 WI-AF-MW-608-0218 0.11965, Description: WI-AF-MW-608-0218

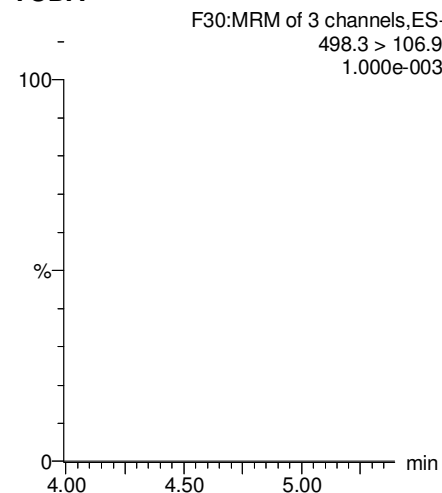
PFTrDA



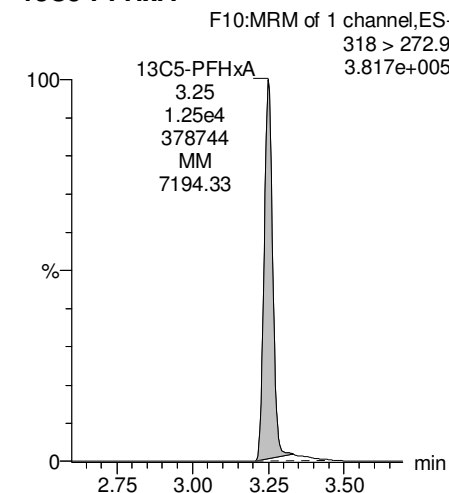
PFTeDA



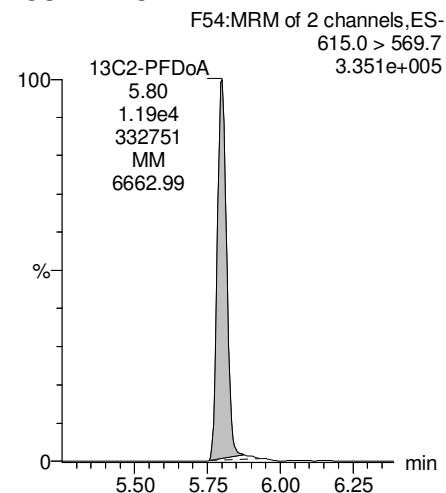
TCDA



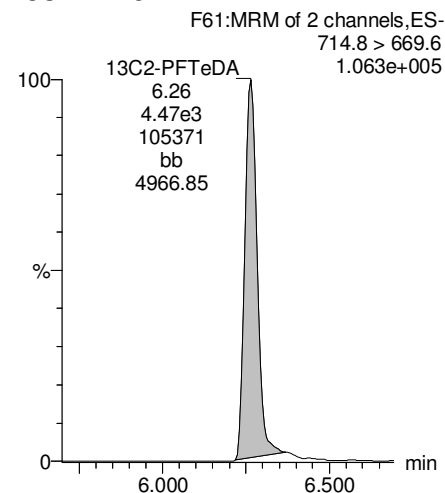
13C5-PFHxA



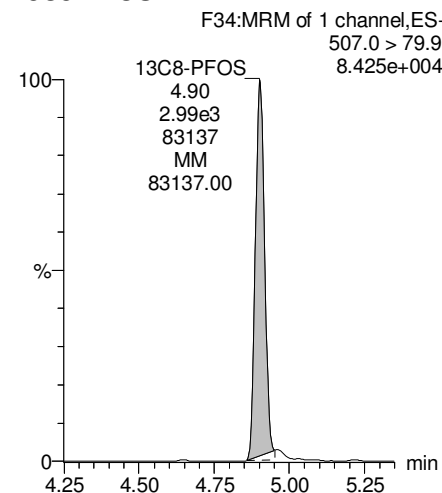
13C2-PFDoA



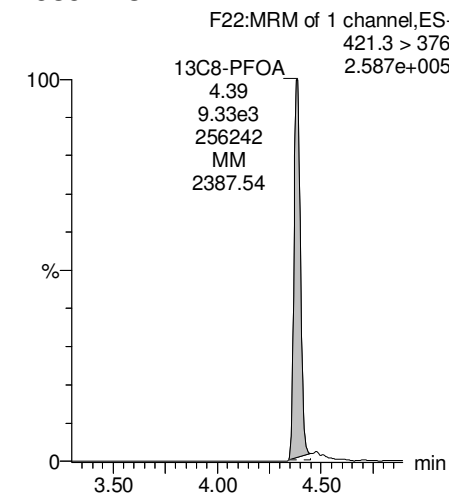
13C2-PFTeDA



13C8-PFOS



13C8-PFOA



Dataset: Z:\Projects\PFAS.PRO\Results\180227M1\180027M1-74.qld

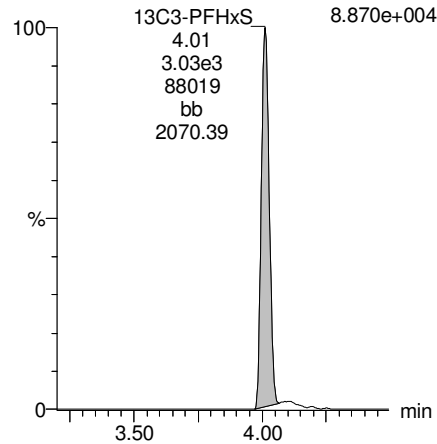
Last Altered: Thursday, March 01, 2018 15:39:28 Pacific Standard Time

Printed: Thursday, March 01, 2018 15:40:48 Pacific Standard Time

Name: 180227M1_74, Date: 28-Feb-2018, Time: 09:16:42, ID: 1800340-07 WI-AF-MW-608-0218 0.11965, Description: WI-AF-MW-608-0218

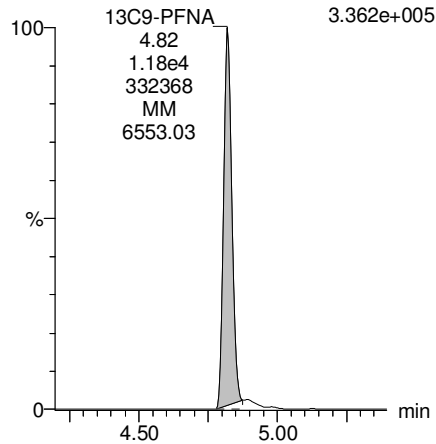
13C3-PFHxS

F18:MRM of 1 channel,ES-
401.9 > 79.9
8.870e+004



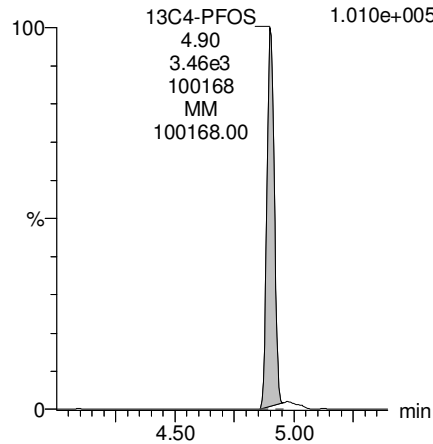
13C9-PFNA

F28:MRM of 1 channel,ES-
472.2 > 426.9
3.362e+005



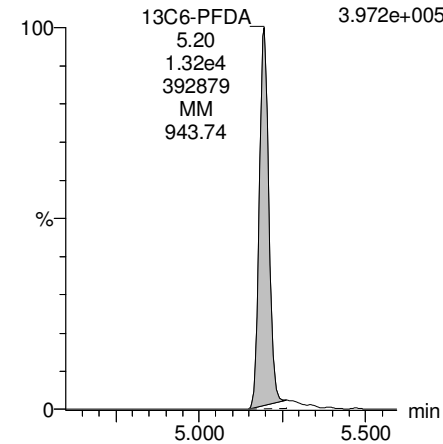
13C4-PFOS

F32:MRM of 1 channel,ES-
503 > 79.9
1.010e+005



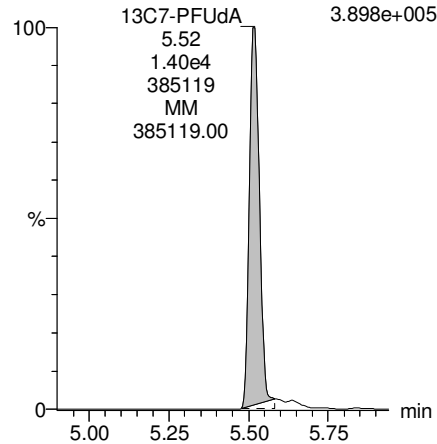
13C6-PFDA

F39:MRM of 1 channel,ES-
519.1 > 473.7
3.972e+005



13C7-PFUDa

F48:MRM of 1 channel,ES-
570.1 > 524.8
3.898e+005



Dataset: Z:\Projects\PFAS.PRO\Results\180227M1\180027M1-75.qld

Last Altered: Thursday, March 01, 2018 15:45:21 Pacific Standard Time

Printed: Thursday, March 01, 2018 15:46:14 Pacific Standard Time

Method: Z:\Projects\PFAS.PRO\MethDB\PFAS_FULL_80C_022718.mdb 28 Feb 2018 13:19:45

Calibration: Z:\Projects\PFAS.PRO\CurveDB\C18_VAL-PFAS_Q4_02-27-18-FULL.cdb 28 Feb 2018 11:20:16

Name: 180227M1_75, Date: 28-Feb-2018, Time: 09:28:12, ID: 1800340-08 WI-AF-MW-606-0218 0.11972, Description: WI-AF-MW-606-0218

	# Name	Trace	Area	IS Area	Wt./Vol.	RRF	Pred.RT	RT	y Axis Resp.	Conc.	%Rec
1	3 PFBS	299.0 > 79.7		1.47e3	0.120		2.60				
2	5 PFHxA	313.2 > 268.9		3.08e3	0.120		3.19				
3	7 PFHpA	363.0 > 318.9		6.56e3	0.120		3.81				
4	8 L-PFHxS	398.9 > 79.6		1.08e3	0.120		4.17				
5	11 L-PFOA	413 > 368.7	6.50e1	1.09e4	0.120		4.40	4.39	0.0744		
6	14 PFNA	463.0 > 418.8		7.23e3	0.120		4.76				
7	16 L-PFOS	499 > 79.9		2.55e3	0.120		4.90				
8	18 PFDA	513 > 468.8		8.28e3	0.120		5.14				
9	21 N-MeFOSAA	570.1 > 419		3.66e3	0.120		5.29				
10	22 N-EtFOSAA	584.2 > 419		4.57e3	0.120		5.45				
11	23 PFUdA	563.0 > 518.9	1.64e1	1.24e4	0.120		5.46	5.52	0.0166		

Dataset: Z:\Projects\PFAS.PRO\Results\180227M1\180027M1-75.qld

Last Altered: Thursday, March 01, 2018 15:45:21 Pacific Standard Time

Printed: Thursday, March 01, 2018 15:46:22 Pacific Standard Time

Method: Z:\Projects\PFAS.PRO\MethDB\PFAS_FULL_80C_022718.mdb 28 Feb 2018 13:19:45

Calibration: Z:\Projects\PFAS.PRO\CurveDB\C18_VAL-PFAS_Q4_02-27-18-FULL.cdb 28 Feb 2018 11:20:16

Name: 180227M1_75, Date: 28-Feb-2018, Time: 09:28:12, ID: 1800340-08 WI-AF-MW-606-0218 0.11972, Description: WI-AF-MW-606-0218

#	Name	Trace	Area	IS Area	Wt./Vol.	RRF	Pred.RT	RT	y Axis Resp.	Conc.	%Rec	
1	25	PFDa	612.9 > 569.0	9.26e3	0.120		5.74					
2	27	PFTDA	662.9 > 618.9	9.26e3	0.120		5.98					
3	28	PFTeDA	712.9 > 668.8	5.17e3	0.120		6.20					
4	36	13C3-PFBS	302. > 98.8	1.47e3	1.16e4	0.131	2.69	2.77	1.58	100.5183	96.3	
5	37	13C2-PFHxA	315 > 269.8	3.08e3	1.16e4	0.740	3.19	3.26	3.32	37.4356	89.6	
6	38	13C4-PFHpA	367.2 > 321.8	6.56e3	1.16e4	0.776	3.81	3.87	7.06	75.9465	72.7	
7	39	18O2-PFHxS	403.0 > 102.6	1.08e3	2.93e3	0.412	3.96	4.02	4.60	93.1664	89.2	
8	40	13C2-PFOA	414.9 > 369.7	1.09e4	9.08e3	0.120	1.891	4.33	4.39	15.0	66.3691	63.6
9	41	13C5-PFNA	468.2 > 422.9	7.23e3	9.73e3	0.120	0.959	4.76	4.83	9.28	80.8344	77.4
10	42	13C8-PFOA	506.1 > 77.7	2.00e3	1.55e4	0.120	0.308	4.83	4.90	1.61	43.7120	41.9
11	43	13C8-PFOS	507.0 > 79.9	2.55e3	2.81e3	0.120	1.096	4.84	4.90	11.3	86.3662	82.7
12	44	13C2-PFDA	515.1 > 469.9	8.28e3	1.22e4	0.120	0.926	5.14	5.20	8.51	76.7634	73.5
13	45	d3-N-MeFOSAA	573.3 > 419	3.66e3	1.55e4	0.120	0.359	5.29	5.35	2.95	68.6920	65.8
14	46	d5-N-EtFOSAA	589.3 > 419	4.57e3	1.55e4	0.120	0.435	5.45	5.50	3.68	70.7348	67.7
15	47	13C2-PFUdA	565 > 519.8	1.24e4	1.55e4	0.120	1.138	5.46	5.52	9.99	73.3193	70.2
16	48	13C2-PFDoA	615.0 > 569.7	9.26e3	1.55e4	0.120	1.059	5.74	5.81	7.46	58.8642	56.4
17	49	d3-N-MeFOSA	515.2 > 168.9		1.55e4	0.120	0.151	5.84				
18	50	13C2-PFTeDA	714.8 > 669.6	5.17e3	1.55e4	0.120	0.484	6.20	6.26	4.17	71.9502	68.9
19	51	d5-N-ETFOSA	531.1 > 168.9		1.55e4	0.120	0.215	6.22				
20	52	13C2-PFHxDA	815 > 769.7	3.71e3	1.55e4	0.120	0.741	6.51	6.59	2.99	33.6581	80.6
21	53	d7-N-MeFOSE	623.1 > 58.9		1.55e4	0.120	0.186	6.31				
22	54	d9-N-EtFOSE	639.2 > 58.8		1.55e4	0.120	0.159	6.45				
23	55	13C4-PFBA	217. > 171.8	1.00e4	1.00e4	0.120	1.000	1.46	1.54	12.5	104.4103	100.0
24	56	13C5-PFHxA	318 > 272.9	1.16e4	1.16e4	0.120	1.000	3.19	3.26	12.5	104.4103	100.0
25	57	13C3-PFHxS	401.9 > 79.9	2.93e3	2.93e3	0.120	1.000	3.96	4.02	12.5	104.4103	100.0
26	58	13C8-PFOA	421.3 > 376	9.08e3	9.08e3	0.120	1.000	4.33	4.39	12.5	104.4103	100.0
27	59	13C9-PFNA	472.2 > 426.9	9.73e3	9.73e3	0.120	1.000	4.70	4.83	12.5	104.4103	100.0
28	60	13C4-PFOS	503 > 79.9	2.81e3	2.81e3	0.120	1.000	4.84	4.91	12.5	104.4103	100.0
29	61	13C6-PFDA	519.1 > 473.7	1.22e4	1.22e4	0.120	1.000	5.14	5.20	12.5	104.4103	100.0
30	62	13C7-PFUdA	570.1 > 524.8	1.55e4	1.55e4	0.120	1.000	5.46	5.52	12.5	104.4103	100.0
31	63	Total PFHxS	398.9 > 79.6	0.00e0	1.08e3	0.120		3.85		0.000		
32	64	Total PFOA	413 > 368.7	6.50e1	1.09e4	0.120		4.21		0.000		

KBF 3/1/2018

Dataset: Z:\Projects\PFAS.PRO\Results\180227M1\180027M1-75.qld

Last Altered: Thursday, March 01, 2018 15:45:21 Pacific Standard Time

Printed: Thursday, March 01, 2018 15:46:22 Pacific Standard Time

Name: 180227M1_75, Date: 28-Feb-2018, Time: 09:28:12, ID: 1800340-08 WI-AF-MW-606-0218 0.11972, Description: WI-AF-MW-606-0218

	# Name	Trace	Area	IS Area	Wt./Vol.	RRF	Pred.RT	RT	y Axis Resp.	Conc.	%Rec
33	65 Total PFOS	499 > 79.9	0.00e0	2.55e3	0.120		4.73		0.000		
34	66 Total N-MeFOSAA	570.1 > 419	0.00e0	3.66e3	0.120		5.29		0.000		
35	67 Total N-EtFOSAA	584.2 > 419	0.00e0	4.57e3	0.120		5.45		0.000		

Dataset: Z:\Projects\PFAS.PRO\Results\180227M1\180027M1-75.qld

Last Altered: Thursday, March 01, 2018 15:45:21 Pacific Standard Time

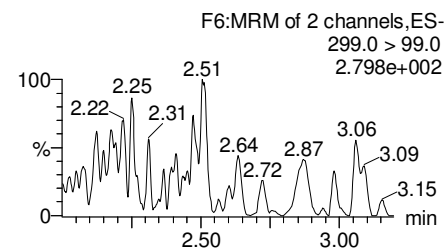
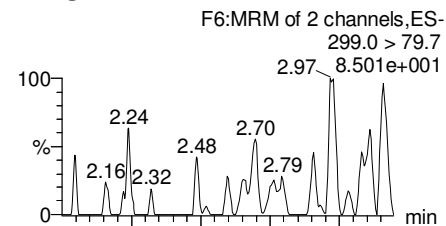
Printed: Thursday, March 01, 2018 15:46:22 Pacific Standard Time

Method: Z:\Projects\PFAS.PRO\MethDB\PFAS_FULL_80C_022718.mdb 28 Feb 2018 13:19:45

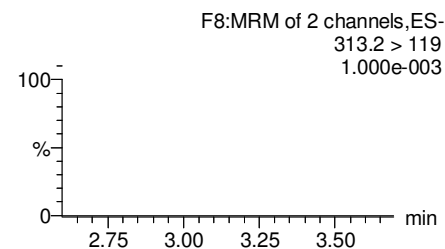
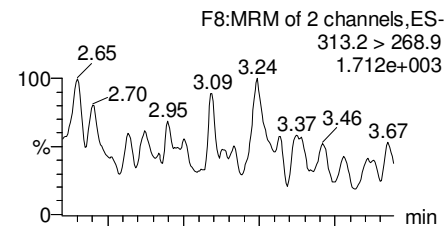
Calibration: Z:\Projects\PFAS.PRO\CurveDB\C18_VAL-PFAS_Q4_02-27-18-FULL.cdb 28 Feb 2018 11:20:16

Name: 180227M1_75, Date: 28-Feb-2018, Time: 09:28:12, ID: 1800340-08 WI-AF-MW-606-0218 0.11972, Description: WI-AF-MW-606-0218

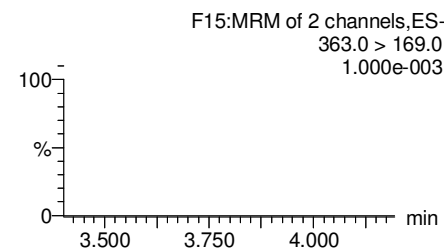
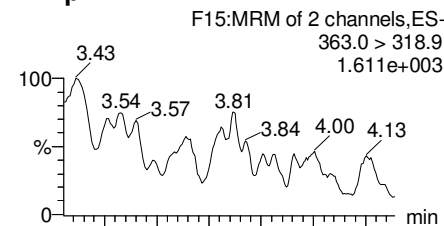
PFBS



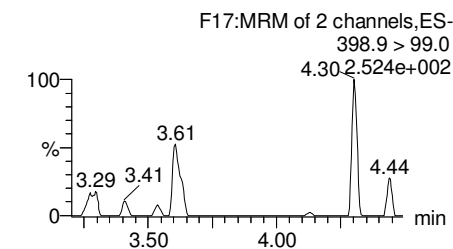
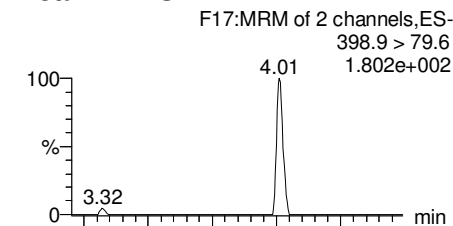
PFHxA



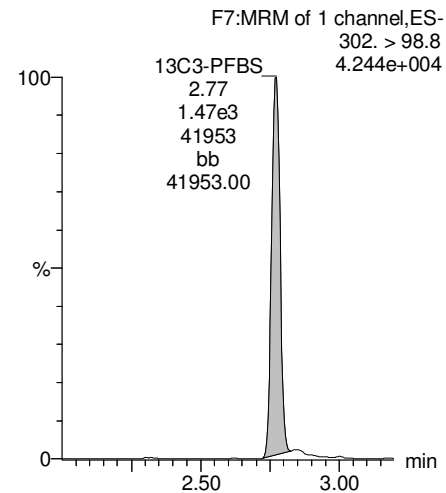
PFHpA



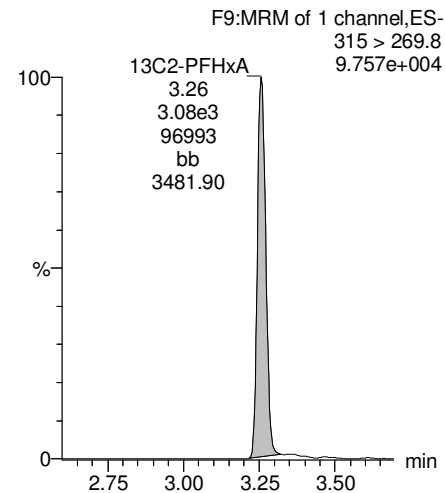
Total PFHxS



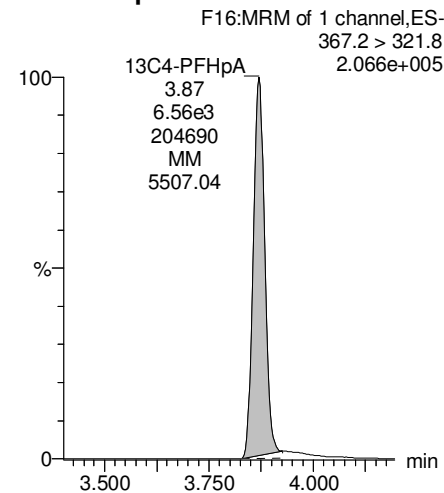
13C3-PFBS



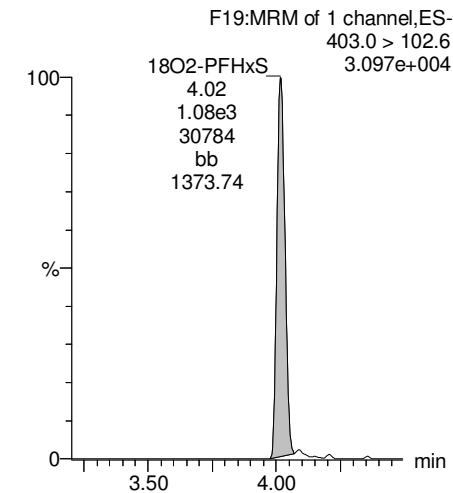
13C2-PFHxA



13C4-PFHpA



18O2-PFHxS



Dataset: Z:\Projects\PFAS.PRO\Results\180227M1\180027M1-75.qld

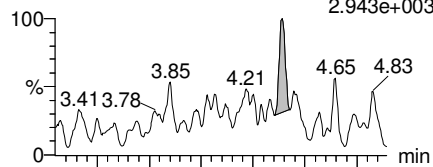
Last Altered: Thursday, March 01, 2018 15:45:21 Pacific Standard Time

Printed: Thursday, March 01, 2018 15:46:22 Pacific Standard Time

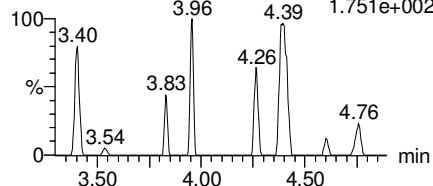
Name: 180227M1_75, Date: 28-Feb-2018, Time: 09:28:12, ID: 1800340-08 WI-AF-MW-606-0218 0.11972, Description: WI-AF-MW-606-0218

Total PFOA

F20:MRM of 2 channels,ES-
413 > 368.7
2.943e+003




F20:MRM of 2 channels,ES-
413 > 169
1.751e+002




PFNA

F26:MRM of 2 channels,ES-
463.0 > 418.8
3.420e+003

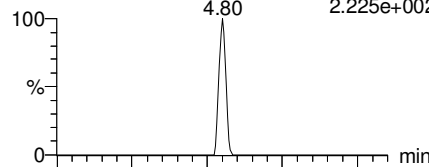


F26:MRM of 2 channels,ES-
463.0 > 219.0
1.000e-003

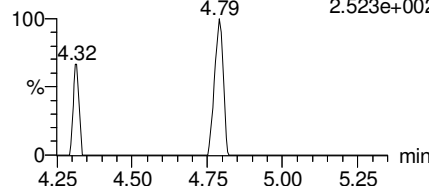


Total PFOS

F31:MRM of 2 channels,ES-
499 > 79.9
2.225e+002

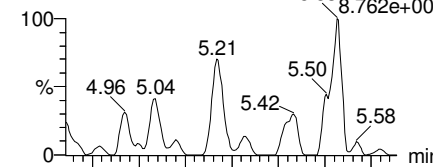


F31:MRM of 2 channels,ES-
499 > 99
2.523e+002

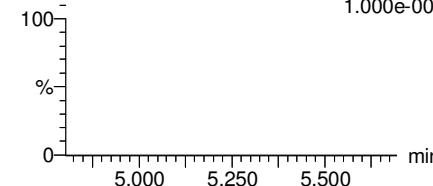


PFDA

F36:MRM of 2 channels,ES-
513 > 468.8
8.762e+002

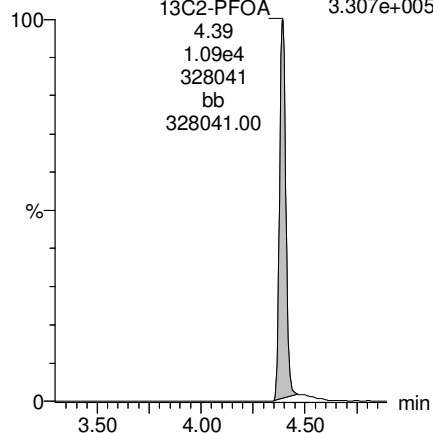


F36:MRM of 2 channels,ES-
513 > 219
1.000e-003



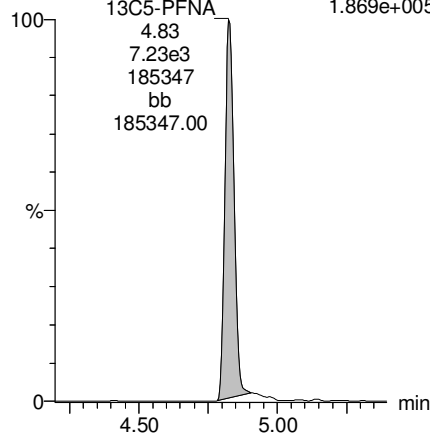
13C2-PFOA

F21:MRM of 1 channel,ES-
414.9 > 369.7
3.307e+005



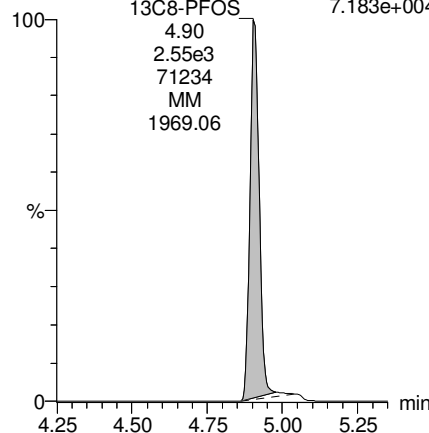
13C5-PFNA

F27:MRM of 1 channel,ES-
468.2 > 422.9
1.869e+005



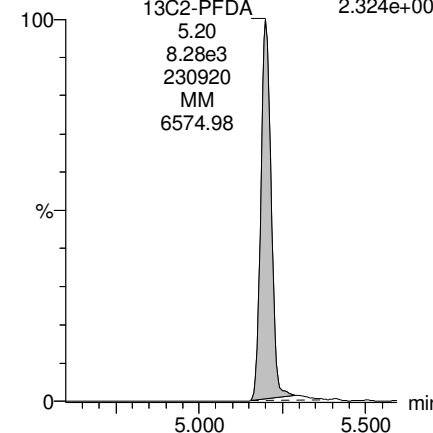
13C8-PFOS

F34:MRM of 1 channel,ES-
507.0 > 79.9
7.183e+004



13C2-PFDA

F37:MRM of 1 channel,ES-
515.1 > 469.9
2.324e+005



Dataset: Z:\Projects\PFAS.PRO\Results\180227M1\180027M1-75.qld

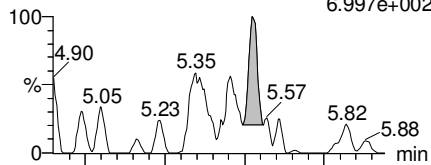
Last Altered: Thursday, March 01, 2018 15:45:21 Pacific Standard Time

Printed: Thursday, March 01, 2018 15:46:22 Pacific Standard Time

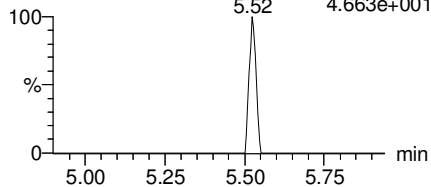
Name: 180227M1_75, Date: 28-Feb-2018, Time: 09:28:12, ID: 1800340-08 WI-AF-MW-606-0218 0.11972, Description: WI-AF-MW-606-0218

PFUdA

F45:MRM of 2 channels,ES-
563.0 > 518.9
6.997e+002

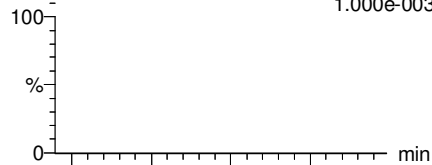


F45:MRM of 2 channels,ES-
563.0 > 269
4.663e+001

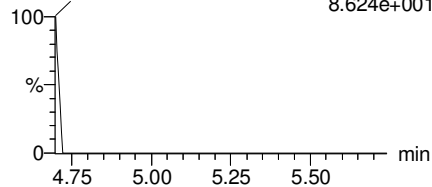


N-MeFOSAA

F47:MRM of 2 channels,ES-
570.1 > 419
1.000e-003

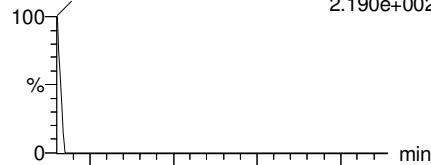


F47:MRM of 2 channels,ES-
570.1 > 483.0
8.624e+001

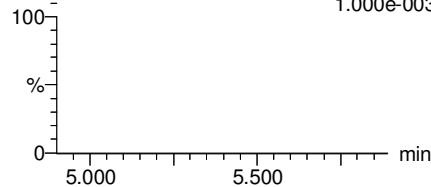


N-EtFOSAA

F50:MRM of 2 channels,ES-
584.2 > 419
2.190e+002

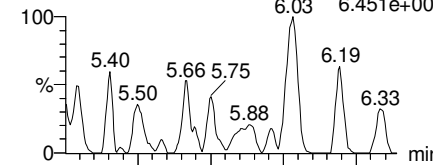


F50:MRM of 2 channels,ES-
584.2 > 483.0
1.000e-003

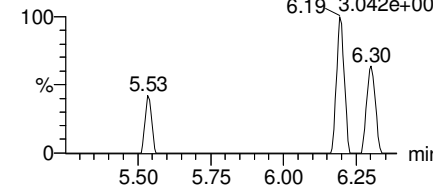


PFDaA

F53:MRM of 4 channels,ES-
612.9 > 569.0
6.451e+002

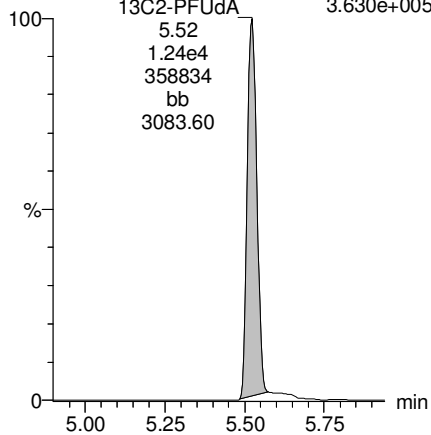


F53:MRM of 4 channels,ES-
612.9 > 318.8
3.042e+002



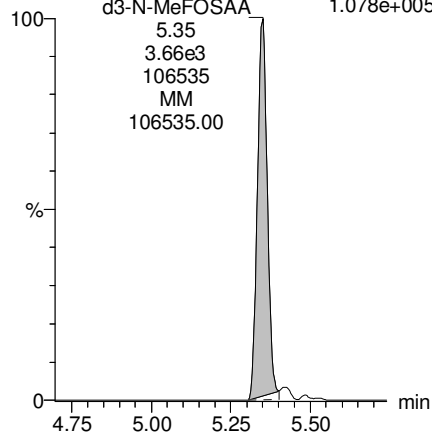
13C2-PFUdA

F46:MRM of 1 channel,ES-
565 > 519.8
3.630e+005



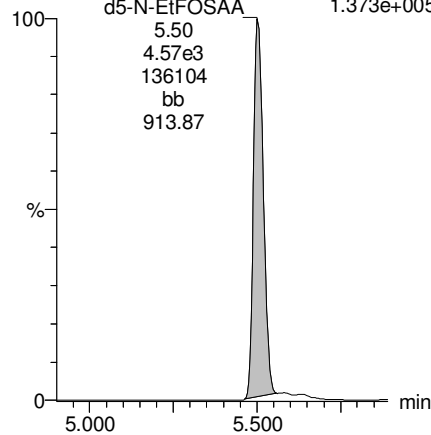
d3-N-MeFOSAA

F49:MRM of 1 channel,ES-
573.3 > 419
1.078e+005



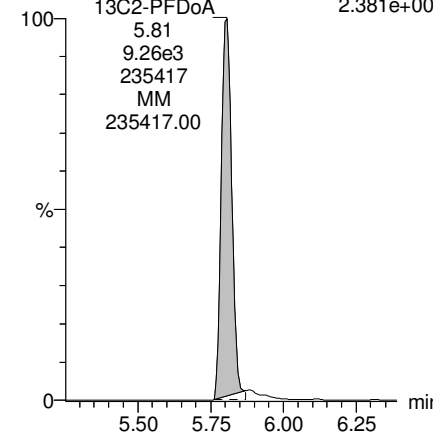
d5-N-EtFOSAA

F51:MRM of 1 channel,ES-
589.3 > 419
1.373e+005



13C2-PFDaA

F54:MRM of 2 channels,ES-
615.0 > 569.7
2.381e+005



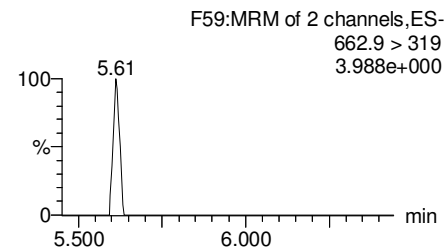
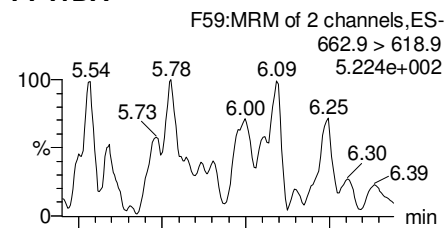
Dataset: Z:\Projects\PFAS.PRO\Results\180227M1\180027M1-75.qld

Last Altered: Thursday, March 01, 2018 15:45:21 Pacific Standard Time

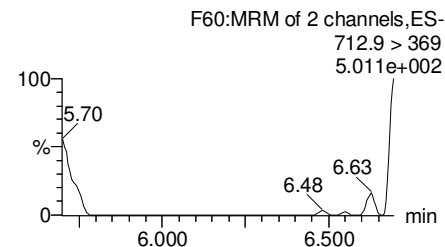
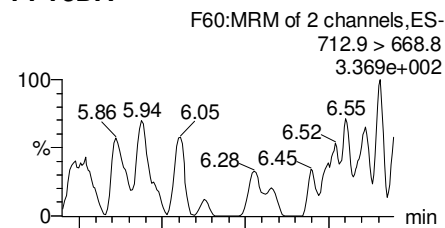
Printed: Thursday, March 01, 2018 15:46:22 Pacific Standard Time

Name: 180227M1_75, Date: 28-Feb-2018, Time: 09:28:12, ID: 1800340-08 WI-AF-MW-606-0218 0.11972, Description: WI-AF-MW-606-0218

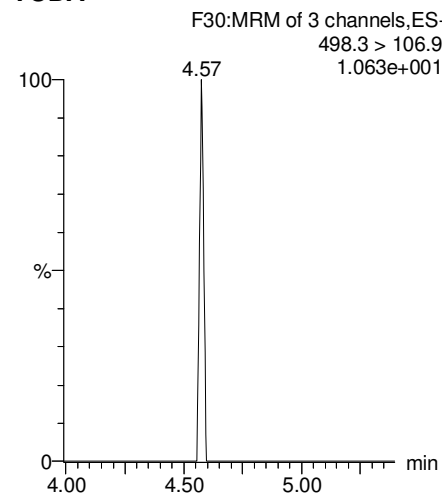
PFTrDA



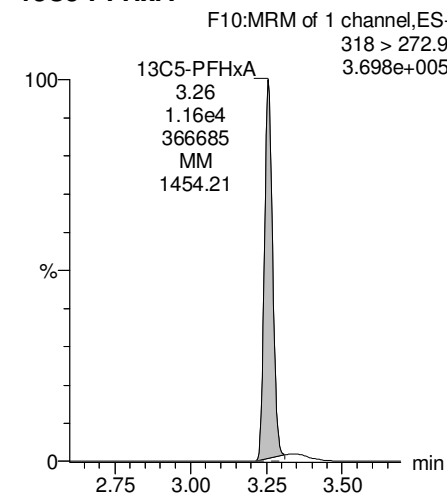
PFTeDA



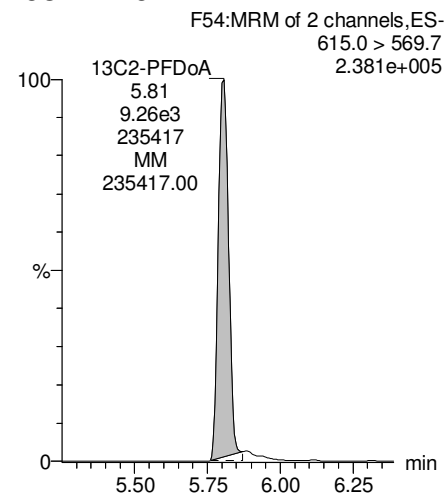
TCDA



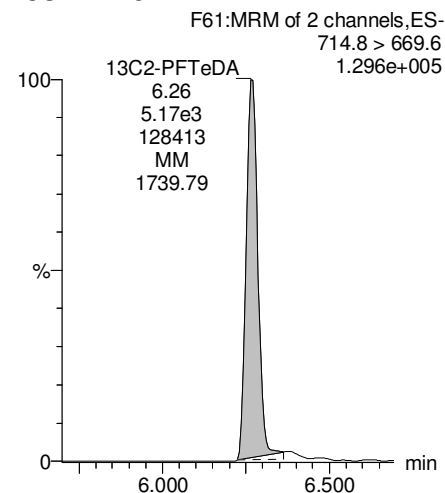
13C5-PFHxA



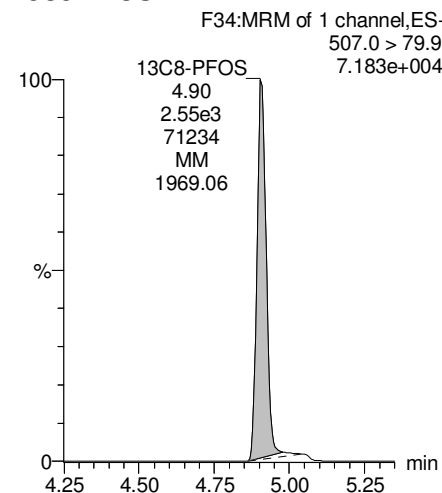
13C2-PFDoA



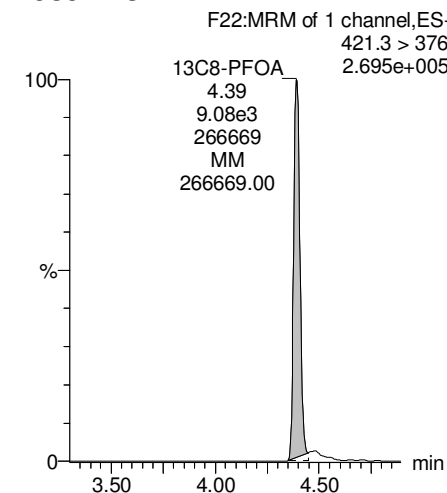
13C2-PFTeDA



13C8-PFOS



13C8-PFOA



Dataset: Z:\Projects\PFAS.PRO\Results\180227M1\180027M1-75.qld

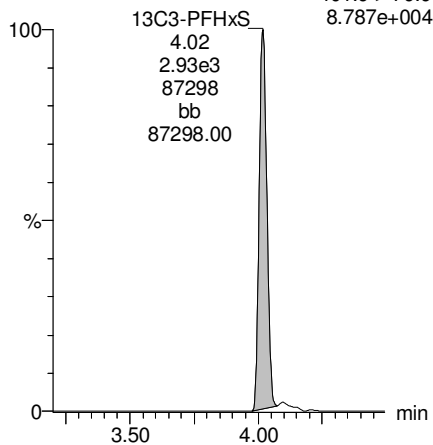
Last Altered: Thursday, March 01, 2018 15:45:21 Pacific Standard Time

Printed: Thursday, March 01, 2018 15:46:22 Pacific Standard Time

Name: 180227M1_75, Date: 28-Feb-2018, Time: 09:28:12, ID: 1800340-08 WI-AF-MW-606-0218 0.11972, Description: WI-AF-MW-606-0218

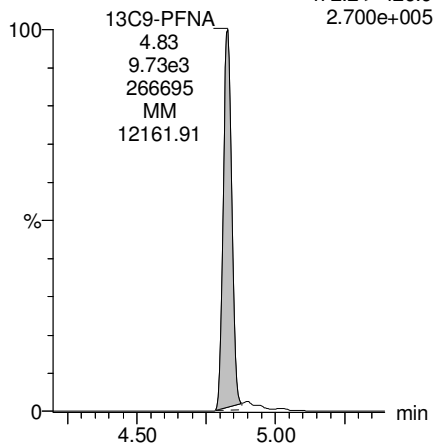
13C3-PFHxS

F18:MRM of 1 channel,ES-
401.9 > 79.9
8.787e+004



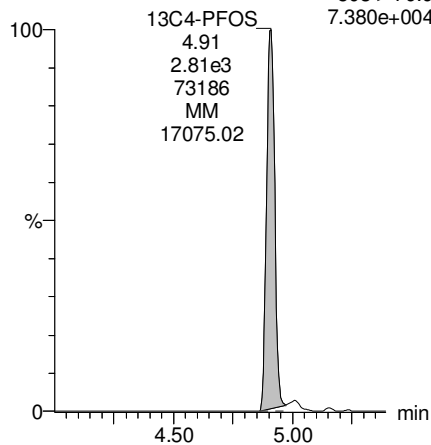
13C9-PFNA

F28:MRM of 1 channel,ES-
472.2 > 426.9
2.700e+005



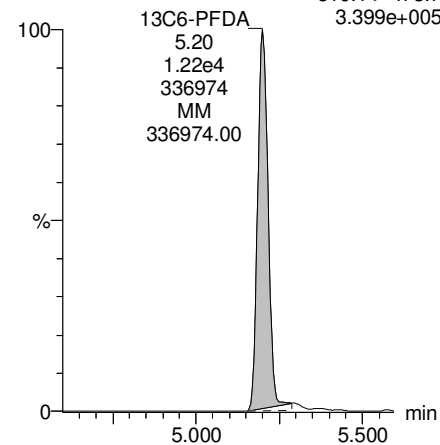
13C4-PFOS

F32:MRM of 1 channel,ES-
503 > 79.9
7.380e+004



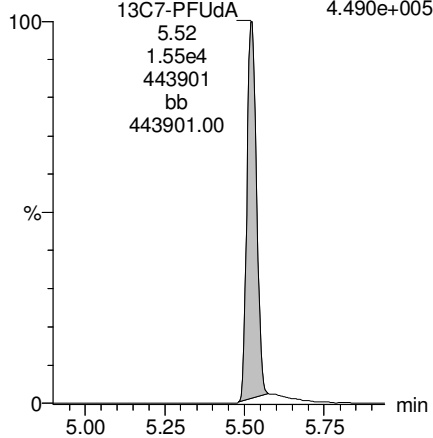
13C6-PFDA

F39:MRM of 1 channel,ES-
519.1 > 473.7
3.399e+005



13C7-PFUdA

F48:MRM of 1 channel,ES-
570.1 > 524.8
4.490e+005



Dataset: Z:\Projects\PFAS.PRO\Results\180227M1\180027M1-76.qld

Last Altered: Thursday, March 01, 2018 15:51:29 Pacific Standard Time

Printed: Thursday, March 01, 2018 15:53:01 Pacific Standard Time

Method: Z:\Projects\PFAS.PRO\MethDB\PFAS_FULL_80C_022718.mdb 28 Feb 2018 13:19:45

Calibration: Z:\Projects\PFAS.PRO\CurveDB\C18_VAL-PFAS_Q4_02-27-18-FULL.cdb 28 Feb 2018 11:20:16

Name: 180227M1_76, Date: 28-Feb-2018, Time: 09:39:41, ID: 1800340-09 WI-AF-MW-606P-0218 0.11838, Description: WI-AF-MW-606P-0218

	# Name	Trace	Area	IS Area	Wt./Vol.	RRF	Pred.RT	RT	y Axis Resp.	Conc.	%Rec
1	3 PFBS	299.0 > 79.7		1.46e3	0.118		2.60				
2	5 PFHxA	313.2 > 268.9		3.22e3	0.118		3.19				
3	7 PFHpA	363.0 > 318.9		7.25e3	0.118		3.81				
4	8 L-PFHxS	398.9 > 79.6	7.39e0	1.06e3	0.118		4.17	4.01	0.0867		
5	11 L-PFOA	413 > 368.7	1.39e2	1.28e4	0.118		4.40	4.39	0.135		
6	14 PFNA	463.0 > 418.8		9.54e3	0.118		4.76				
7	16 L-PFOS	499 > 79.9		2.82e3	0.118		4.90				
8	18 PFDA	513 > 468.8	7.85e0	1.08e4	0.118		5.14	5.20	0.00909		
9	21 N-MeFOSAA	570.1 > 419		4.09e3	0.118		5.29				
10	22 N-EtFOSAA	584.2 > 419		4.87e3	0.118		5.45				
11	23 PFUdA	563.0 > 518.9	1.58e1	1.09e4	0.118		5.46	5.52	0.0182		

Dataset: Z:\Projects\PFAS.PRO\Results\180227M1\180027M1-76.qld

Last Altered: Thursday, March 01, 2018 15:51:29 Pacific Standard Time

Printed: Thursday, March 01, 2018 15:53:20 Pacific Standard Time

Method: Z:\Projects\PFAS.PRO\MethDB\PFAS_FULL_80C_022718.mdb 28 Feb 2018 13:19:45

Calibration: Z:\Projects\PFAS.PRO\CurveDB\C18_VAL-PFAS_Q4_02-27-18-FULL.cdb 28 Feb 2018 11:20:16

Name: 180227M1_76, Date: 28-Feb-2018, Time: 09:39:41, ID: 1800340-09 WI-AF-MW-606P-0218 0.11838, Description: WI-AF-MW-606P-0218

#	Name	Trace	Area	IS Area	Wt./Vol.	RRF	Pred.RT	RT	y Axis Resp.	Conc.	%Rec
1	25	PFDa	612.9 > 569.0	1.22e4	0.118		5.74				
2	27	PFTDA	662.9 > 618.9	1.22e4	0.118		5.98				
3	28	PFTeDA	712.9 > 668.8	1.75e1	5.78e3	0.118	6.20	6.26	0.0379		
4	36	13C3-PFBS	302. > 98.8	1.46e3	1.07e4	0.118	0.131	2.69	2.77	1.70	109.5565
5	37	13C2-PFHxA	315 > 269.8	3.22e3	1.07e4	0.118	0.740	3.19	3.26	3.77	42.9926
6	38	13C4-PFHpA	367.2 > 321.8	7.25e3	1.07e4	0.118	0.776	3.81	3.87	8.47	92.2101
7	39	18O2-PFHxS	403.0 > 102.6	1.06e3	3.56e3	0.118	0.412	3.96	4.02	3.74	76.6565
8	40	13C2-PFOA	414.9 > 369.7	1.28e4	1.13e4	0.118	1.891	4.33	4.39	14.2	63.5232
9	41	13C5-PFNA	468.2 > 422.9	9.54e3	1.11e4	0.118	0.959	4.76	4.83	10.8	94.8572
10	42	13C8-PFOSA	506.1 > 77.7	1.97e3	1.37e4	0.118	0.308	4.83	4.90	1.81	49.5294
11	43	13C8-PFOS	507.0 > 79.9	2.82e3	2.96e3	0.118	1.096	4.84	4.90	11.9	91.6808
12	44	13C2-PFDA	515.1 > 469.9	1.08e4	1.63e4	0.118	0.926	5.14	5.20	8.29	75.6487
13	45	d3-N-MeFOSAA	573.3 > 419	4.09e3	1.37e4	0.118	0.359	5.29	5.35	3.75	88.3281
14	46	d5-N-EtFOSAA	589.3 > 419	4.87e3	1.37e4	0.118	0.435	5.45	5.50	4.46	86.6263
15	47	13C2-PFUdA	565 > 519.8	1.09e4	1.37e4	0.118	1.138	5.46	5.52	9.97	74.0479
16	48	13C2-PFDoA	615.0 > 569.7	1.22e4	1.37e4	0.118	1.059	5.74	5.80	11.2	89.2780
17	49	d3-N-MeFOSA	515.2 > 168.9		1.37e4	0.118	0.151	5.84			
18	50	13C2-PFTeDA	714.8 > 669.6	5.78e3	1.37e4	0.118	0.484	6.20	6.26	5.29	92.4082
19	51	d5-N-ETFOSA	531.1 > 168.9		1.37e4	0.118	0.215	6.22			
20	52	13C2-PFHxDA	815 > 769.7	4.12e3	1.37e4	0.118	0.741	6.51	6.59	3.77	42.9732
21	53	d7-N-MeFOSE	623.1 > 58.9		1.37e4	0.118	0.186	6.31			
22	54	d9-N-EtFOSE	639.2 > 58.8		1.37e4	0.118	0.159	6.45			
23	55	13C4-PFBA	217. > 171.8	1.08e4	1.08e4	0.118	1.000	1.46	1.53	12.5	105.5922
24	56	13C5-PFHxA	318 > 272.9	1.07e4	1.07e4	0.118	1.000	3.19	3.26	12.5	105.5922
25	57	13C3-PFHxS	401.9 > 79.9	3.56e3	3.56e3	0.118	1.000	3.96	4.02	12.5	105.5922
26	58	13C8-PFOA	421.3 > 376	1.13e4	1.13e4	0.118	1.000	4.33	4.39	12.5	105.5922
27	59	13C9-PFNA	472.2 > 426.9	1.11e4	1.11e4	0.118	1.000	4.70	4.83	12.5	105.5922
28	60	13C4-PFOS	503 > 79.9	2.96e3	2.96e3	0.118	1.000	4.84	4.90	12.5	105.5922
29	61	13C6-PFDA	519.1 > 473.7	1.63e4	1.63e4	0.118	1.000	5.14	5.20	12.5	105.5922
30	62	13C7-PFUdA	570.1 > 524.8	1.37e4	1.37e4	0.118	1.000	5.46	5.52	12.5	105.5922
31	63	Total PFHxS	398.9 > 79.6	7.39e0	1.06e3	0.118		3.85		0.000	
32	64	Total PFOA	413 > 368.7	1.39e2	1.28e4	0.118		4.21		0.000	

Dataset: Z:\Projects\PFAS.PRO\Results\180227M1\180027M1-76.qld

Last Altered: Thursday, March 01, 2018 15:51:29 Pacific Standard Time

Printed: Thursday, March 01, 2018 15:53:20 Pacific Standard Time

Name: 180227M1_76, Date: 28-Feb-2018, Time: 09:39:41, ID: 1800340-09 WI-AF-MW-606P-0218 0.11838, Description: WI-AF-MW-606P-0218

	# Name	Trace	Area	IS Area	Wt./Vol.	RRF	Pred.RT	RT	y Axis Resp.	Conc.	%Rec
33	65 Total PFOS	499 > 79.9	0.00e0	2.82e3	0.118		4.73		0.000		
34	66 Total N-MeFOSAA	570.1 > 419	0.00e0	4.09e3	0.118		5.29		0.000		
35	67 Total N-EtFOSAA	584.2 > 419	0.00e0	4.87e3	0.118		5.45		0.000		

Dataset: Z:\Projects\PFAS.PRO\Results\180227M1\180027M1-76.qld

Last Altered: Thursday, March 01, 2018 15:51:29 Pacific Standard Time

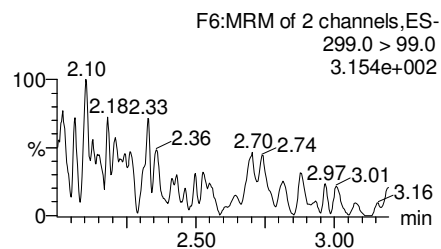
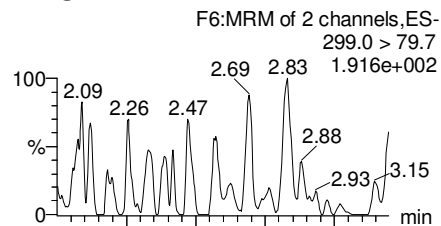
Printed: Thursday, March 01, 2018 15:53:20 Pacific Standard Time

Method: Z:\Projects\PFAS.PRO\MethDB\PFAS_FULL_80C_022718.mdb 28 Feb 2018 13:19:45

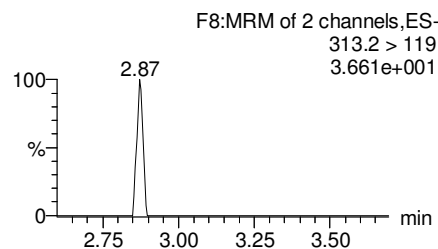
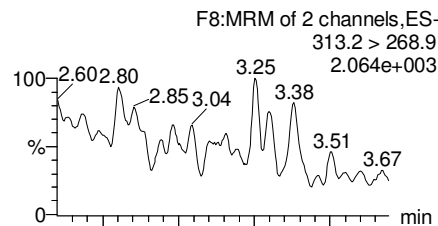
Calibration: Z:\Projects\PFAS.PRO\CurveDB\C18_VAL-PFAS_Q4_02-27-18-FULL.cdb 28 Feb 2018 11:20:16

Name: 180227M1_76, Date: 28-Feb-2018, Time: 09:39:41, ID: 1800340-09 WI-AF-MW-606P-0218 0.11838, Description: WI-AF-MW-606P-0218

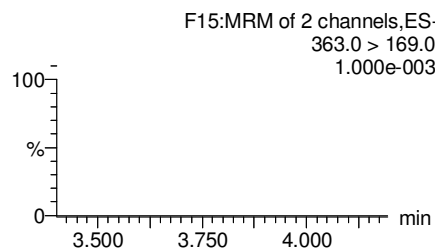
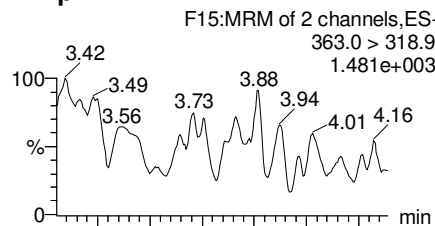
PFBS



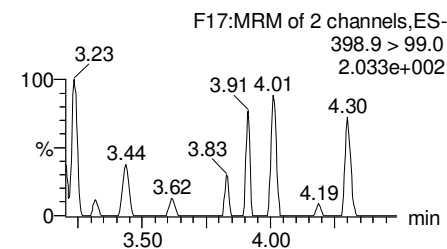
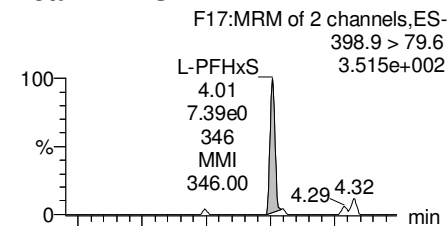
PFHxA



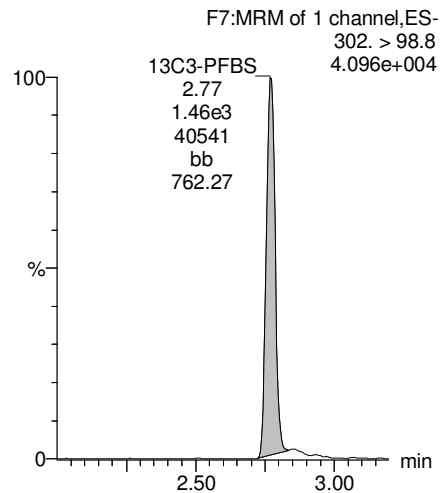
PFHpA



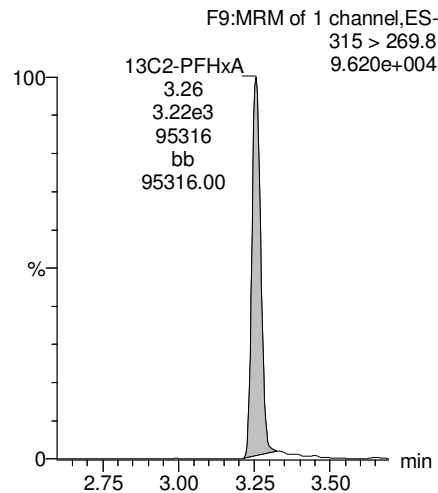
Total PFHxS



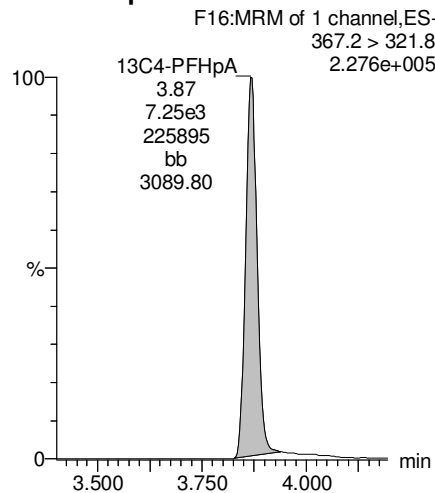
13C3-PFBS



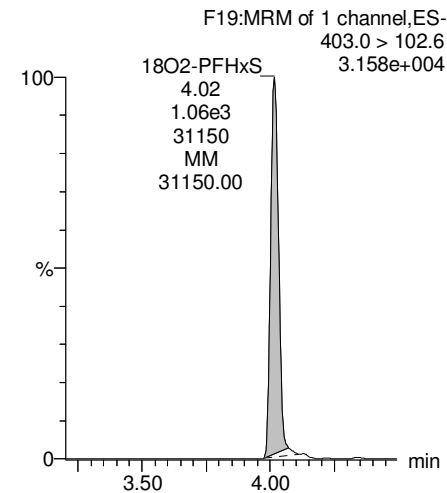
13C2-PFHxA



13C4-PFHpA



18O2-PFHxS



Dataset: Z:\Projects\PFAS.PRO\Results\180227M1\180027M1-76.qld

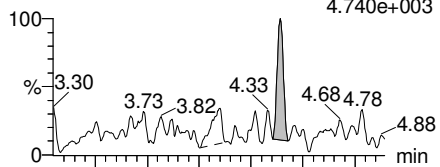
Last Altered: Thursday, March 01, 2018 15:51:29 Pacific Standard Time

Printed: Thursday, March 01, 2018 15:53:20 Pacific Standard Time

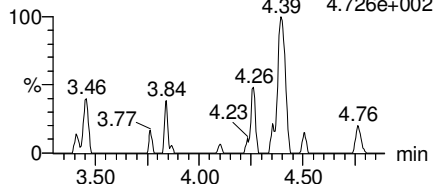
Name: 180227M1_76, Date: 28-Feb-2018, Time: 09:39:41, ID: 1800340-09 WI-AF-MW-606P-0218 0.11838, Description: WI-AF-MW-606P-0218

Total PFOA

F20:MRM of 2 channels,ES-
413 > 368.7
4.740e+003

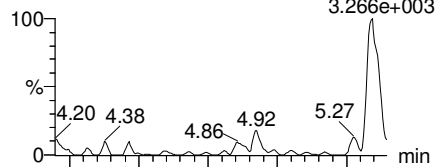


F20:MRM of 2 channels,ES-
413 > 169
4.726e+002




PFNA

F26:MRM of 2 channels,ES-
463.0 > 418.8
3.266e+003

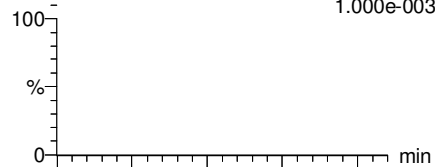


F26:MRM of 2 channels,ES-
463.0 > 219.0
1.000e-003

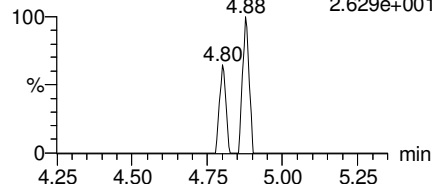


Total PFOS

F31:MRM of 2 channels,ES-
499 > 79.9
1.000e-003

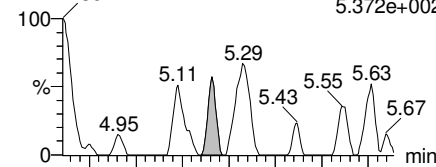


F31:MRM of 2 channels,ES-
499 > 99
2.629e+001

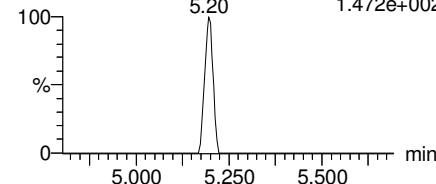


PFDA

F36:MRM of 2 channels,ES-
513 > 468.8
5.372e+002

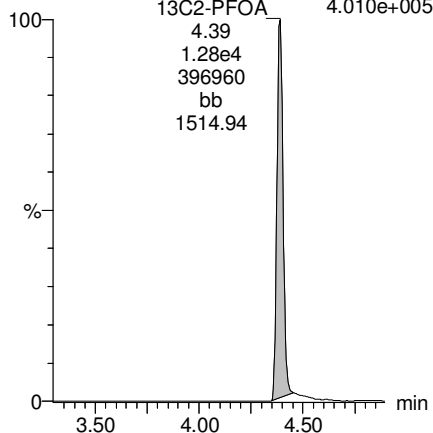


F36:MRM of 2 channels,ES-
513 > 219
1.472e+002



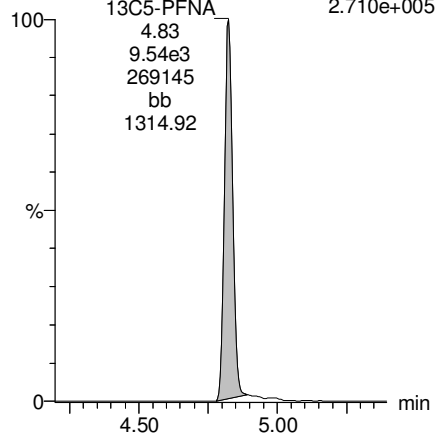
13C2-PFOA

F21:MRM of 1 channel,ES-
414.9 > 369.7
4.010e+005



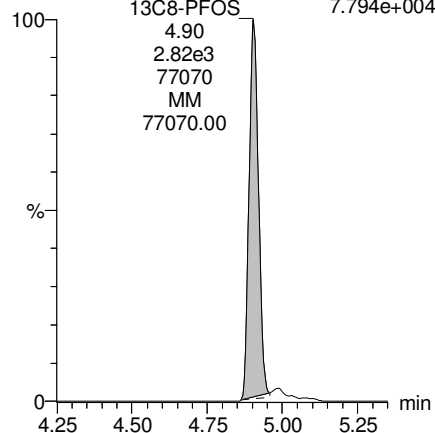
13C5-PFNA

F27:MRM of 1 channel,ES-
468.2 > 422.9
2.710e+005



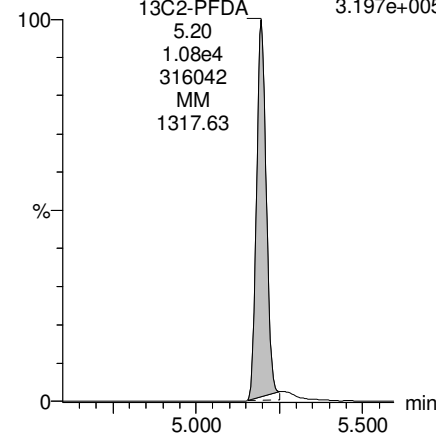
13C8-PFOS

F34:MRM of 1 channel,ES-
507.0 > 79.9
7.794e+004



13C2-PFDA

F37:MRM of 1 channel,ES-
515.1 > 469.9
3.197e+005



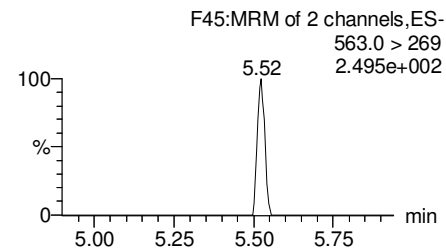
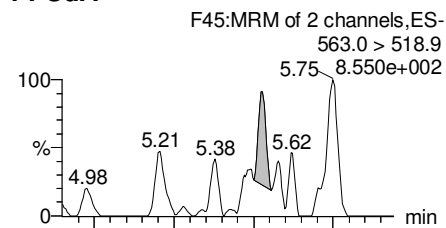
Dataset: Z:\Projects\PFAS.PRO\Results\180227M1\180027M1-76.qld

Last Altered: Thursday, March 01, 2018 15:51:29 Pacific Standard Time

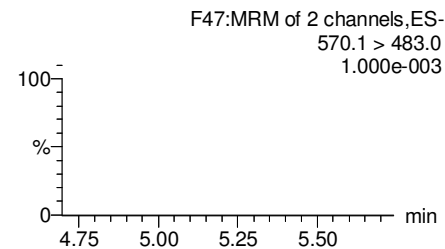
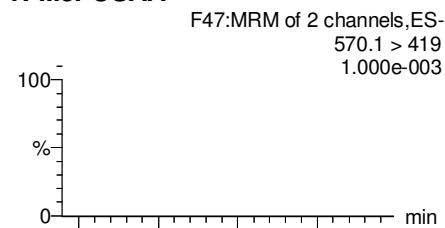
Printed: Thursday, March 01, 2018 15:53:20 Pacific Standard Time

Name: 180227M1_76, Date: 28-Feb-2018, Time: 09:39:41, ID: 1800340-09 WI-AF-MW-606P-0218 0.11838, Description: WI-AF-MW-606P-0218

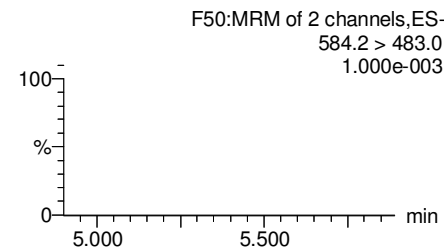
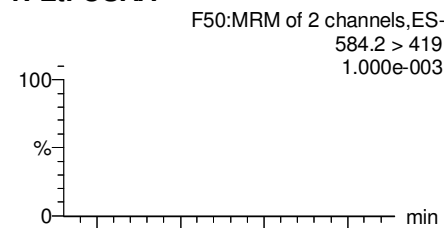
PFUdA



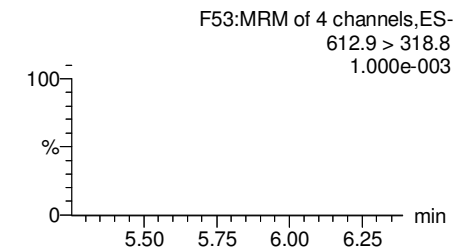
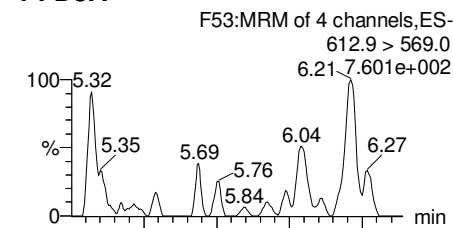
N-MeFOSAA



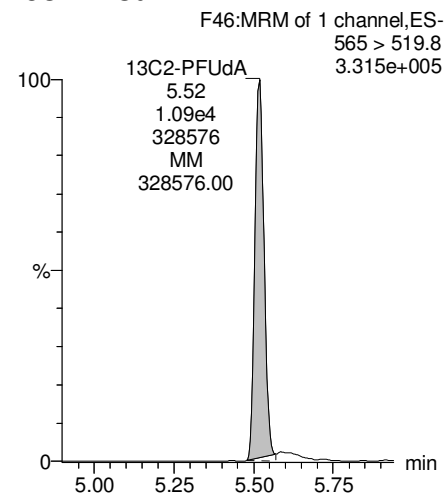
N-EtFOSAA



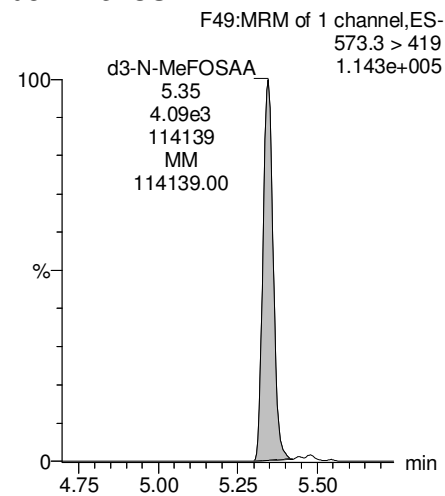
PFDaA



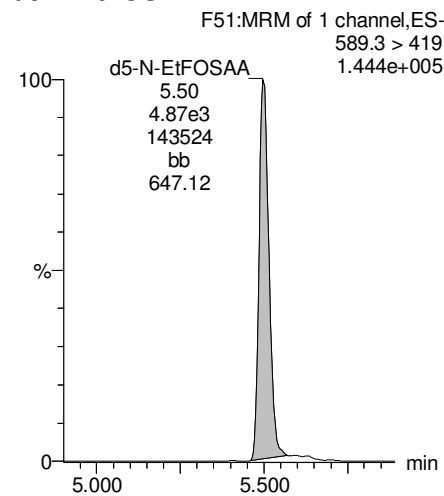
13C2-PFUdA



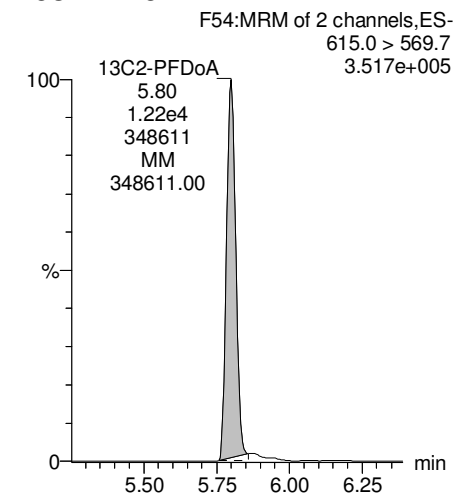
d3-N-MeFOSAA



d5-N-EtFOSAA



13C2-PFDaA



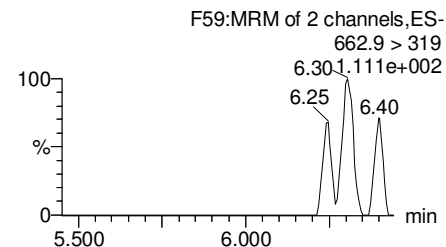
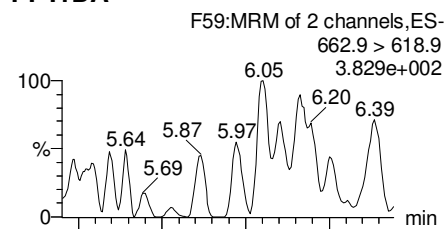
Dataset: Z:\Projects\PFAS.PRO\Results\180227M1\180027M1-76.qld

Last Altered: Thursday, March 01, 2018 15:51:29 Pacific Standard Time

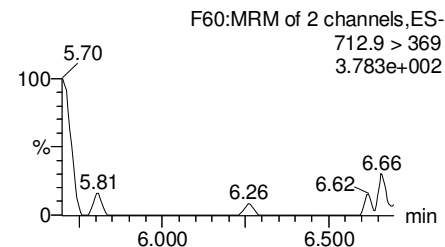
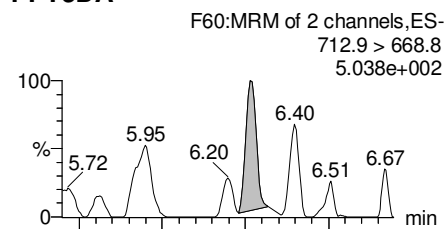
Printed: Thursday, March 01, 2018 15:53:20 Pacific Standard Time

Name: 180227M1_76, Date: 28-Feb-2018, Time: 09:39:41, ID: 1800340-09 WI-AF-MW-606P-0218 0.11838, Description: WI-AF-MW-606P-0218

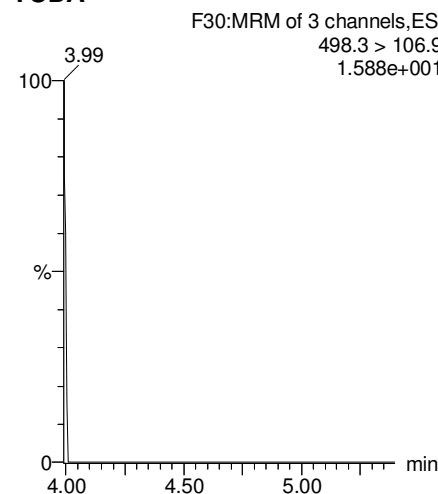
PFTrDA



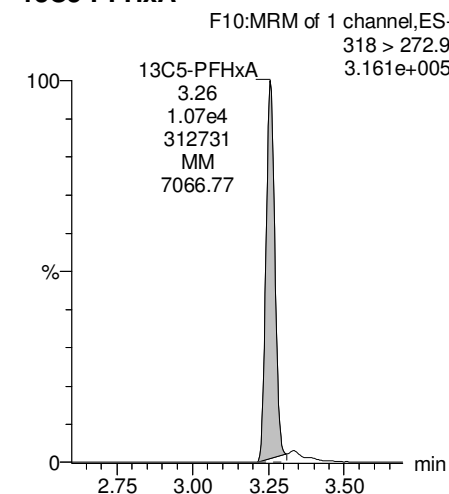
PFTeDA



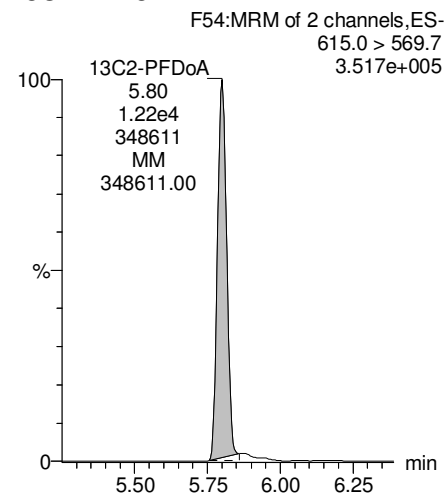
TCDA



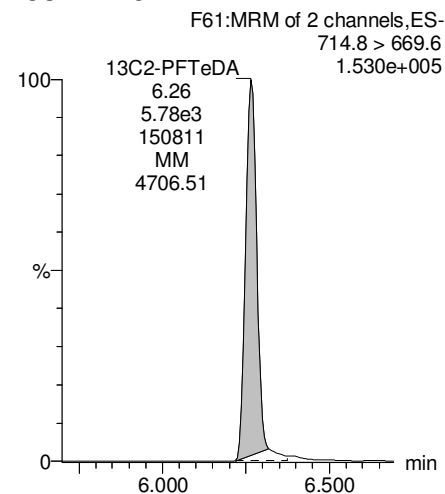
13C5-PFHxA



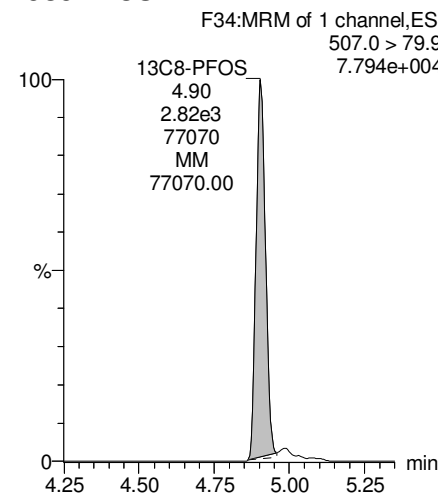
13C2-PFDoA



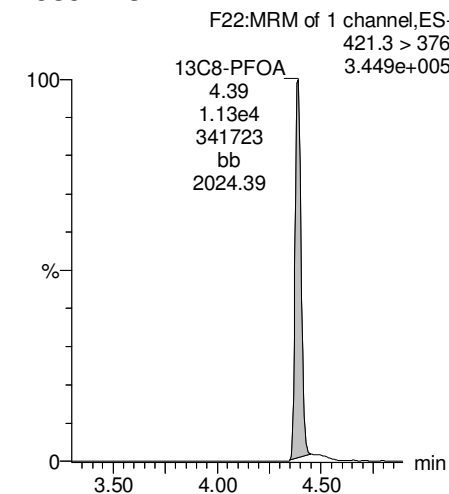
13C2-PFTeDA



13C8-PFOS



13C8-PFOA

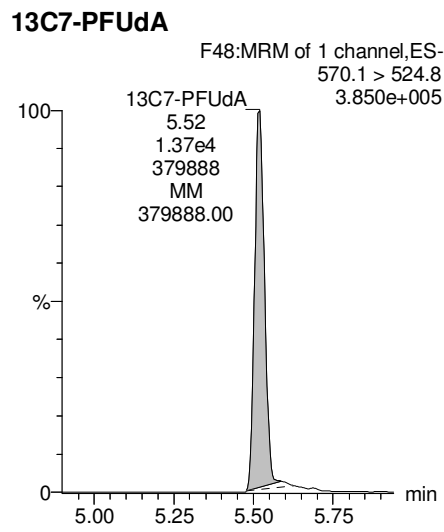
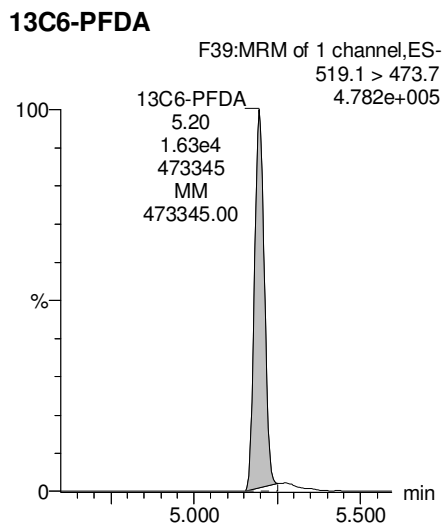
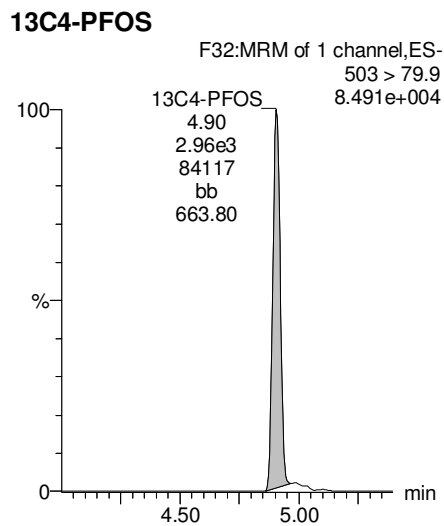
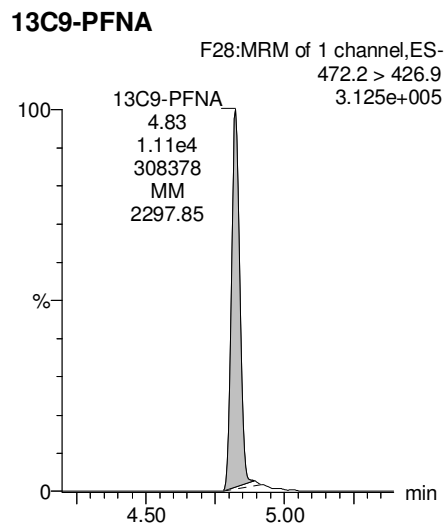
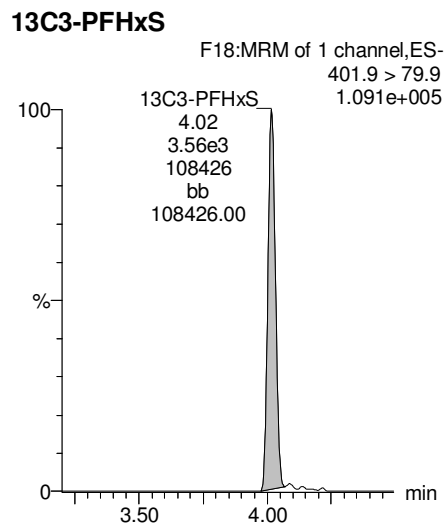


Dataset: Z:\Projects\PFAS.PRO\Results\180227M1\180027M1-76.qld

Last Altered: Thursday, March 01, 2018 15:51:29 Pacific Standard Time

Printed: Thursday, March 01, 2018 15:53:20 Pacific Standard Time

Name: 180227M1_76, Date: 28-Feb-2018, Time: 09:39:41, ID: 1800340-09 WI-AF-MW-606P-0218 0.11838, Description: WI-AF-MW-606P-0218



Dataset: Z:\Projects\PFAS.PRO\Results\180227M1\180027M1-77.qld

Last Altered: Thursday, March 01, 2018 15:57:09 Pacific Standard Time

Printed: Thursday, March 01, 2018 15:58:13 Pacific Standard Time

Method: Z:\Projects\PFAS.PRO\MethDB\PFAS_FULL_80C_022718.mdb 28 Feb 2018 13:19:45

Calibration: Z:\Projects\PFAS.PRO\CurveDB\C18_VAL-PFAS_Q4_02-27-18-FULL.cdb 28 Feb 2018 11:20:16

Name: 180227M1_77, Date: 28-Feb-2018, Time: 09:51:11, ID: 1800340-10 WI-AF-FB02-021618 0.12267, Description: WI-AF-FB02-021618

	# Name	Trace	Area	IS Area	Wt./Vol.	RRF	Pred.RT	RT	y Axis Resp.	Conc.	%Rec
1	3 PFBS	299.0 > 79.7		1.61e3	0.123		2.60				
2	5 PFHxA	313.2 > 268.9		3.05e3	0.123		3.19				
3	7 PFHpA	363.0 > 318.9		8.19e3	0.123		3.81				
4	8 L-PFHxS	398.9 > 79.6	3.17e0	1.23e3	0.123		4.17	4.01	0.0323		
5	11 L-PFOA	413 > 368.7	1.39e2	1.24e4	0.123		4.40	4.39	0.140		
6	14 PFNA	463.0 > 418.8		9.74e3	0.123		4.76				
7	16 L-PFOS	499 > 79.9		3.15e3	0.123		4.90				
8	18 PFDA	513 > 468.8		7.63e3	0.123		5.14				
9	21 N-MeFOSAA	570.1 > 419		4.10e3	0.123		5.29				
10	22 N-EtFOSAA	584.2 > 419		5.00e3	0.123		5.45				
11	23 PFUdA	563.0 > 518.9		1.17e4	0.123		5.46				

Dataset: Z:\Projects\PFAS.PRO\Results\180227M1\180027M1-77.qld

Last Altered: Thursday, March 01, 2018 15:57:09 Pacific Standard Time

Printed: Thursday, March 01, 2018 15:58:22 Pacific Standard Time

Method: Z:\Projects\PFAS.PRO\MethDB\PFAS_FULL_80C_022718.mdb 28 Feb 2018 13:19:45

Calibration: Z:\Projects\PFAS.PRO\CurveDB\C18_VAL-PFAS_Q4_02-27-18-FULL.cdb 28 Feb 2018 11:20:16

Name: 180227M1_77, Date: 28-Feb-2018, Time: 09:51:11, ID: 1800340-10 WI-AF-FB02-021618 0.12267, Description: WI-AF-FB02-021618

#	Name	Trace	Area	IS Area	Wt./Vol.	RRF	Pred.RT	RT	y Axis Resp.	Conc.	%Rec	
1	25	PFDa	612.9 > 569.0	8.58e3	0.123		5.74					
2	27	PFTDA	662.9 > 618.9	8.58e3	0.123		5.98					
3	28	PFTeDA	712.9 > 668.8	4.49e3	0.123		6.20					
4	36	13C3-PFBS	302. > 98.8	1.61e3	1.24e4	0.123	0.131	2.69	2.77	1.62	100.5129	98.6
5	37	13C2-PFHxA	315 > 269.8	3.05e3	1.24e4	0.123	0.740	3.19	3.26	3.07	33.8315	83.0
6	38	13C4-PFHpA	367.2 > 321.8	8.19e3	1.24e4	0.123	0.776	3.81	3.87	8.26	86.7055	85.1
7	39	18O2-PFHxS	403.0 > 102.6	1.23e3	3.24e3	0.123	0.412	3.96	4.02	4.73	93.5706	91.8
8	40	13C2-PFOA	414.9 > 369.7	1.24e4	9.99e3	0.123	1.891	4.33	4.39	15.5	66.7902	65.5
9	41	13C5-PFNA	468.2 > 422.9	9.74e3	1.25e4	0.123	0.959	4.76	4.83	9.73	82.6583	81.1
10	42	13C8-PFOSA	506.1 > 77.7	1.83e3	1.59e4	0.123	0.308	4.83	4.89	1.44	38.0123	37.3
11	43	13C8-PFOS	507.0 > 79.9	3.15e3	3.37e3	0.123	1.096	4.84	4.90	11.7	87.0605	85.4
12	44	13C2-PFDA	515.1 > 469.9	7.63e3	1.23e4	0.123	0.926	5.14	5.20	7.75	68.2210	66.9
13	45	d3-N-MeFOSAA	573.3 > 419	4.10e3	1.59e4	0.123	0.359	5.29	5.34	3.22	73.1427	71.8
14	46	d5-N-EtFOSAA	589.3 > 419	5.00e3	1.59e4	0.123	0.435	5.45	5.50	3.92	73.5371	72.2
15	47	13C2-PFUdA	565 > 519.8	1.17e4	1.59e4	0.123	1.138	5.46	5.51	9.21	65.9748	64.7
16	48	13C2-PFDoA	615.0 > 569.7	8.58e3	1.59e4	0.123	1.059	5.74	5.80	6.73	51.8428	50.9
17	49	d3-N-MeFOSA	515.2 > 168.9		1.59e4	0.123	0.151	5.84				
18	50	13C2-PFTeDA	714.8 > 669.6	4.49e3	1.59e4	0.123	0.484	6.20	6.26	3.53	59.4142	58.3
19	51	d5-N-ETFOSA	531.1 > 168.9		1.59e4	0.123	0.215	6.22				
20	52	13C2-PFHxDA	815 > 769.7	3.74e3	1.59e4	0.123	0.741	6.51	6.59	2.93	32.2471	79.1
21	53	d7-N-MeFOSE	623.1 > 58.9		1.59e4	0.123	0.186	6.31				
22	54	d9-N-EtFOSE	639.2 > 58.8		1.59e4	0.123	0.159	6.45				
23	55	13C4-PFBA	217. > 171.8	1.06e4	1.06e4	0.123	1.000	1.46	1.53	12.5	101.8994	100.0
24	56	13C5-PFHxA	318 > 272.9	1.24e4	1.24e4	0.123	1.000	3.19	3.25	12.5	101.8994	100.0
25	57	13C3-PFHxS	401.9 > 79.9	3.24e3	3.24e3	0.123	1.000	3.96	4.02	12.5	101.8994	100.0
26	58	13C8-PFOA	421.3 > 376	9.99e3	9.99e3	0.123	1.000	4.33	4.39	12.5	101.8994	100.0
27	59	13C9-PFNA	472.2 > 426.9	1.25e4	1.25e4	0.123	1.000	4.70	4.82	12.5	101.8994	100.0
28	60	13C4-PFOS	503 > 79.9	3.37e3	3.37e3	0.123	1.000	4.84	4.90	12.5	101.8994	100.0
29	61	13C6-PFDA	519.1 > 473.7	1.23e4	1.23e4	0.123	1.000	5.14	5.20	12.5	101.8994	100.0
30	62	13C7-PFUdA	570.1 > 524.8	1.59e4	1.59e4	0.123	1.000	5.46	5.52	12.5	101.8994	100.0
31	63	Total PFHxS	398.9 > 79.6	3.17e0	1.23e3	0.123		3.85		0.000		
32	64	Total PFOA	413 > 368.7	1.39e2	1.24e4	0.123		4.21		0.000		

Dataset: Z:\Projects\PFAS.PRO\Results\180227M1\180027M1-77.qld

Last Altered: Thursday, March 01, 2018 15:57:09 Pacific Standard Time

Printed: Thursday, March 01, 2018 15:58:22 Pacific Standard Time

Name: 180227M1_77, Date: 28-Feb-2018, Time: 09:51:11, ID: 1800340-10 WI-AF-FB02-021618 0.12267, Description: WI-AF-FB02-021618

	# Name	Trace	Area	IS Area	Wt./Vol.	RRF	Pred.RT	RT	y Axis Resp.	Conc.	%Rec
33	65 Total PFOS	499 > 79.9	0.00e0	3.15e3	0.123		4.73		0.000		
34	66 Total N-MeFOSAA	570.1 > 419	0.00e0	4.10e3	0.123		5.29		0.000		
35	67 Total N-EtFOSAA	584.2 > 419	0.00e0	5.00e3	0.123		5.45		0.000		

Dataset: Z:\Projects\PFAS.PRO\Results\180227M1\180027M1-77.qld

Last Altered: Thursday, March 01, 2018 15:57:09 Pacific Standard Time

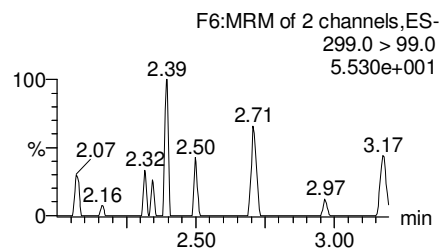
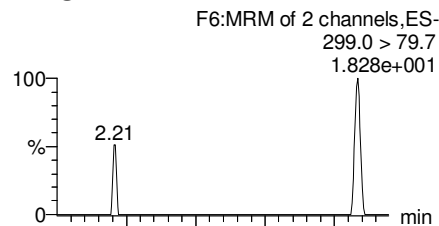
Printed: Thursday, March 01, 2018 15:58:22 Pacific Standard Time

Method: Z:\Projects\PFAS.PRO\MethDB\PFAS_FULL_80C_022718.mdb 28 Feb 2018 13:19:45

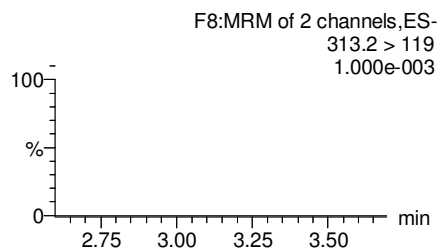
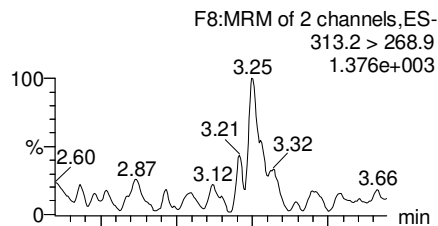
Calibration: Z:\Projects\PFAS.PRO\CurveDB\C18_VAL-PFAS_Q4_02-27-18-FULL.cdb 28 Feb 2018 11:20:16

Name: 180227M1_77, Date: 28-Feb-2018, Time: 09:51:11, ID: 1800340-10 WI-AF-FB02-021618 0.12267, Description: WI-AF-FB02-021618

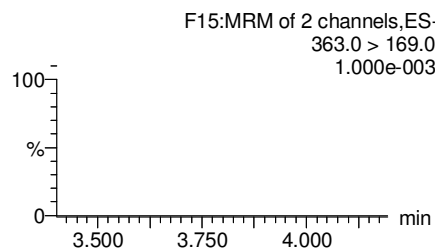
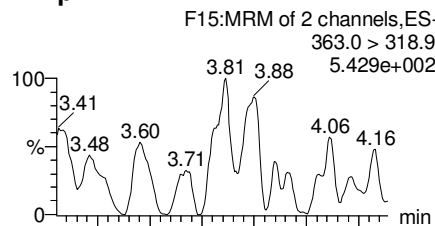
PFBS



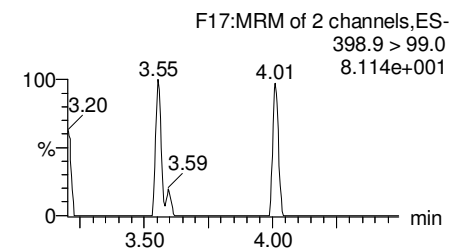
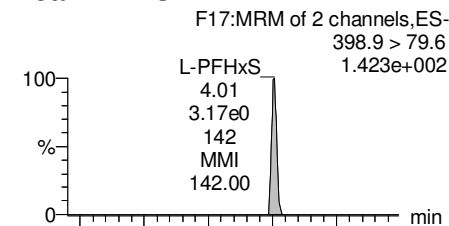
PFHxA



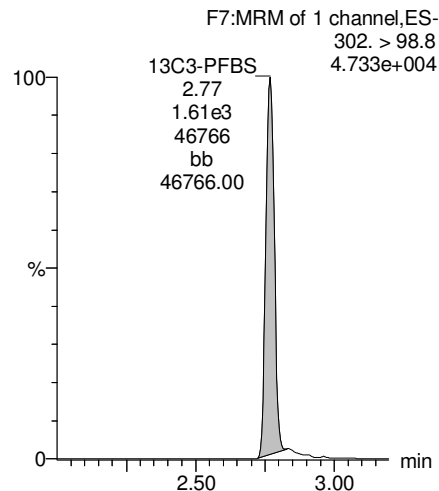
PFHpA



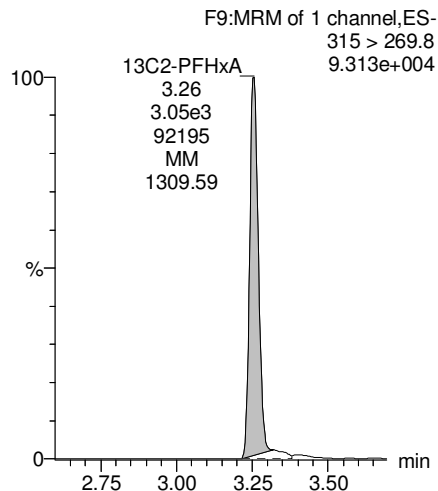
Total PFHxS



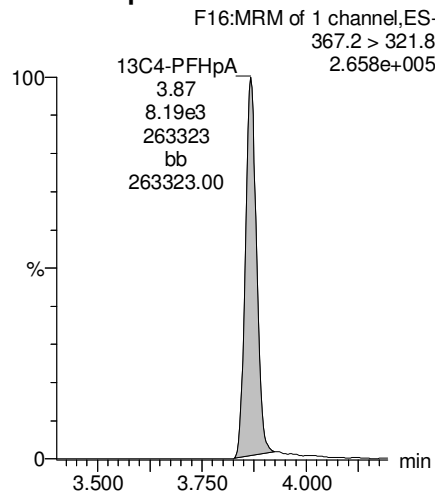
13C3-PFBS



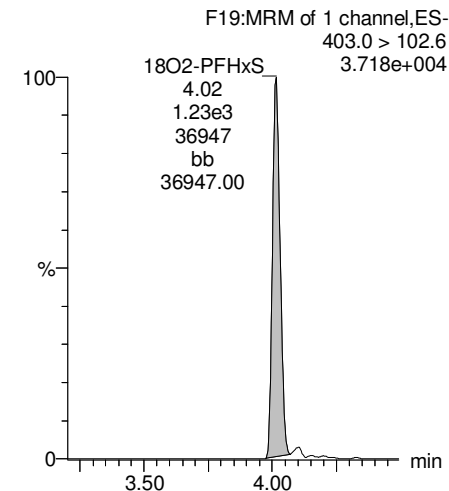
13C2-PFHxA



13C4-PFHpA



18O2-PFHxS



Dataset: Z:\Projects\PFAS.PRO\Results\180227M1\180027M1-77.qld

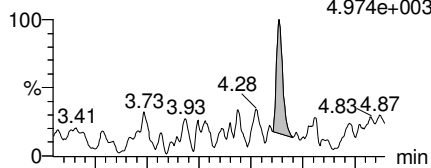
Last Altered: Thursday, March 01, 2018 15:57:09 Pacific Standard Time

Printed: Thursday, March 01, 2018 15:58:22 Pacific Standard Time

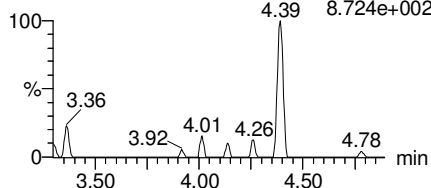
Name: 180227M1_77, Date: 28-Feb-2018, Time: 09:51:11, ID: 1800340-10 WI-AF-FB02-021618 0.12267, Description: WI-AF-FB02-021618

Total PFOA

F20:MRM of 2 channels,ES-
413 > 368.7
4.974e+003

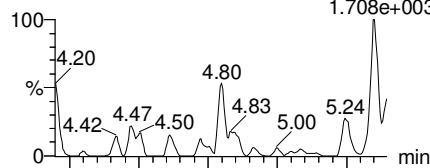


F20:MRM of 2 channels,ES-
413 > 169
8.724e+002




PFNA

F26:MRM of 2 channels,ES-
463.0 > 418.8
1.708e+003

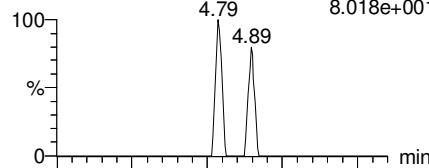


F26:MRM of 2 channels,ES-
463.0 > 219.0
1.000e-003

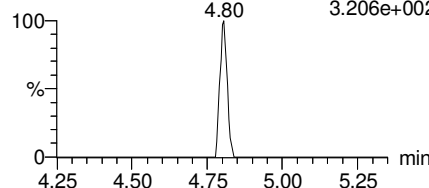


Total PFOS

F31:MRM of 2 channels,ES-
499 > 79.9
8.018e+001

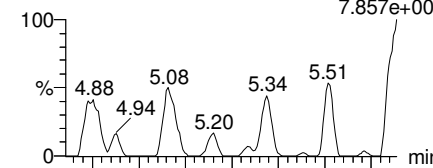


F31:MRM of 2 channels,ES-
499 > 99
3.206e+002

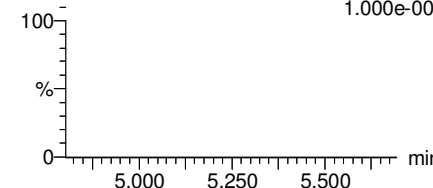


PFDA

F36:MRM of 2 channels,ES-
513 > 468.8
7.857e+002

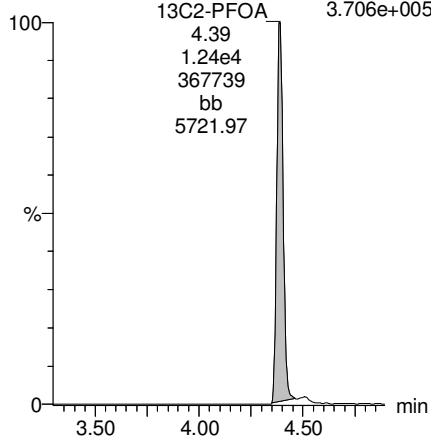


F36:MRM of 2 channels,ES-
513 > 219
1.000e-003



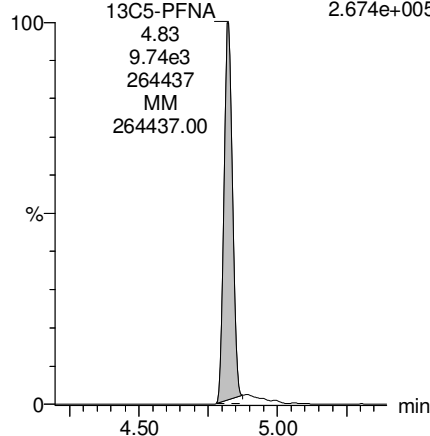
13C2-PFOA

F21:MRM of 1 channel,ES-
414.9 > 369.7
3.706e+005



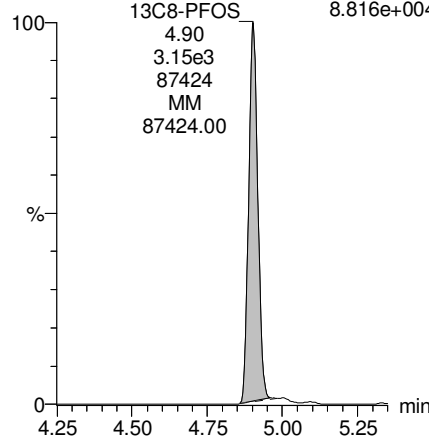
13C5-PFNA

F27:MRM of 1 channel,ES-
468.2 > 422.9
2.674e+005



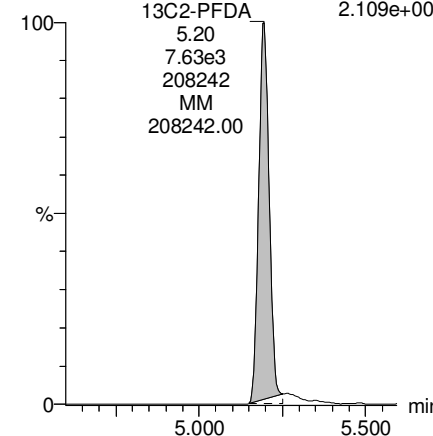
13C8-PFOS

F34:MRM of 1 channel,ES-
507.0 > 79.9
8.816e+004



13C2-PFDA

F37:MRM of 1 channel,ES-
515.1 > 469.9
2.109e+005



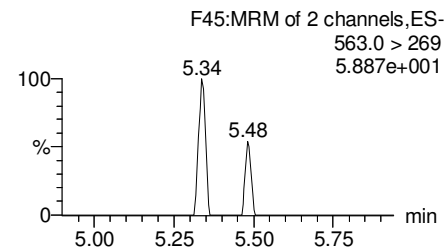
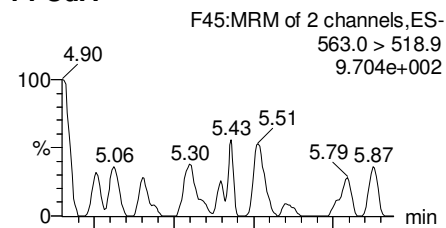
Dataset: Z:\Projects\PFAS.PRO\Results\180227M1\180027M1-77.qld

Last Altered: Thursday, March 01, 2018 15:57:09 Pacific Standard Time

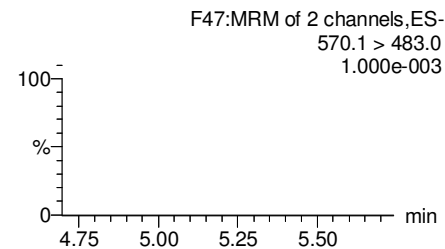
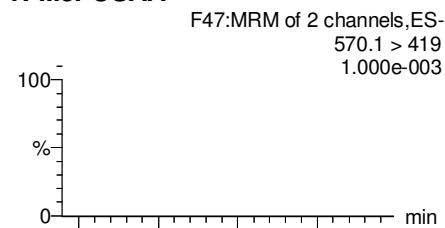
Printed: Thursday, March 01, 2018 15:58:22 Pacific Standard Time

Name: 180227M1_77, Date: 28-Feb-2018, Time: 09:51:11, ID: 1800340-10 WI-AF-FB02-021618 0.12267, Description: WI-AF-FB02-021618

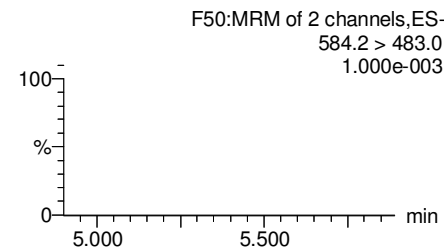
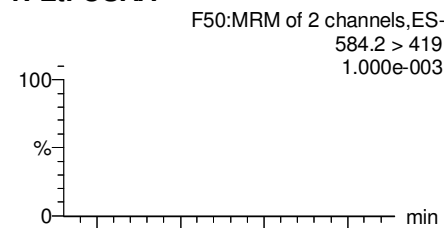
PFUdA



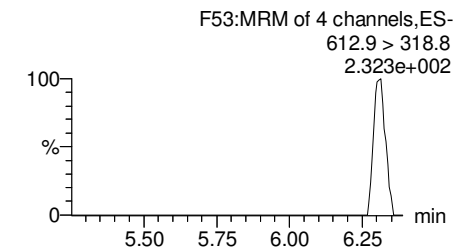
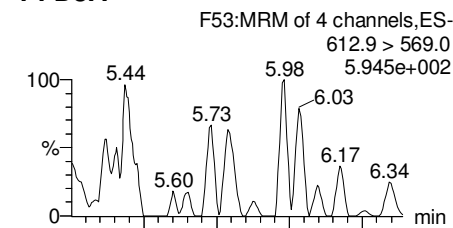
N-MeFOSAA



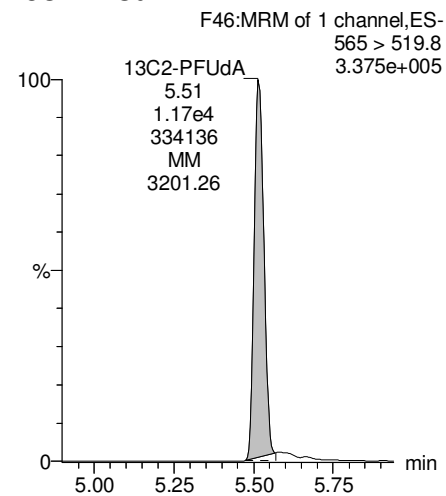
N-EtFOSAA



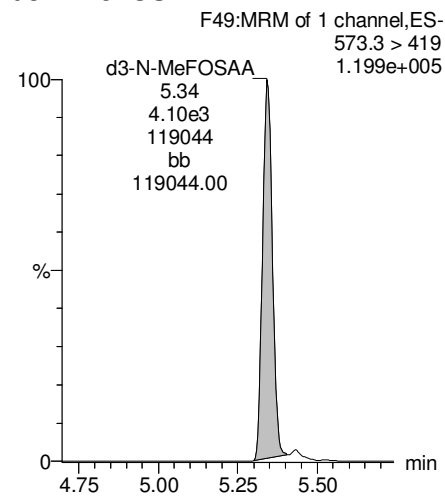
PFDaA



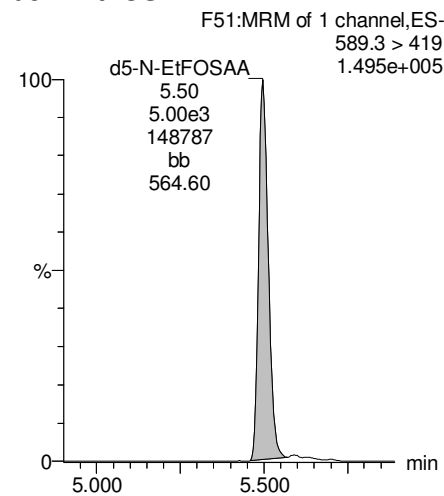
13C2-PFUdA



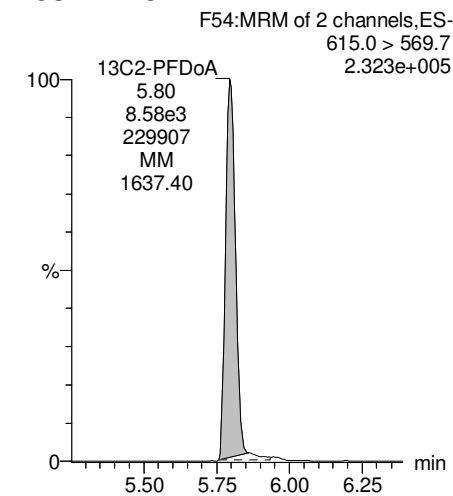
d3-N-MeFOSAA



d5-N-EtFOSAA



13C2-PFDaA



Dataset: Z:\Projects\PFAS.PRO\Results\180227M1\180027M1-77.qld

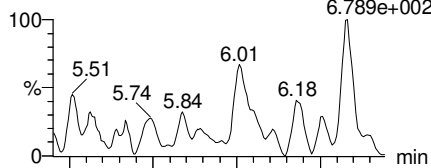
Last Altered: Thursday, March 01, 2018 15:57:09 Pacific Standard Time

Printed: Thursday, March 01, 2018 15:58:22 Pacific Standard Time

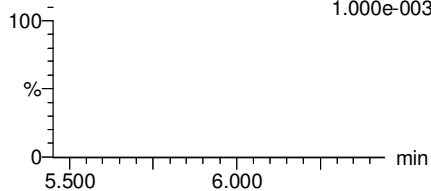
Name: 180227M1_77, Date: 28-Feb-2018, Time: 09:51:11, ID: 1800340-10 WI-AF-FB02-021618 0.12267, Description: WI-AF-FB02-021618

PFTrDA

F59:MRM of 2 channels,ES-
662.9 > 618.9
6.789e+002

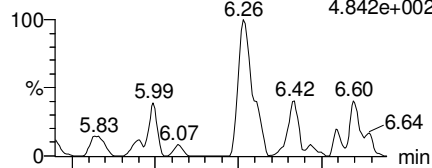


F59:MRM of 2 channels,ES-
662.9 > 319
1.000e-003

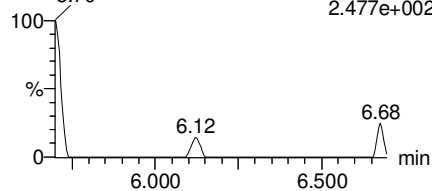


PFTeDA

F60:MRM of 2 channels,ES-
712.9 > 668.8
4.842e+002

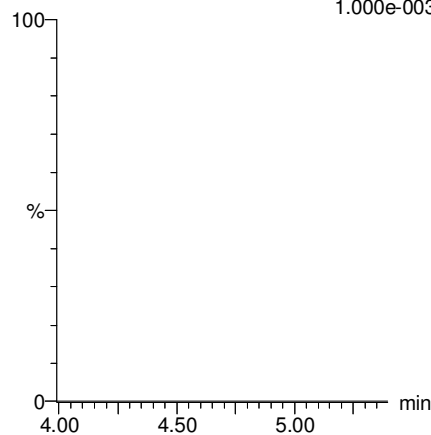


F60:MRM of 2 channels,ES-
712.9 > 369
2.477e+002



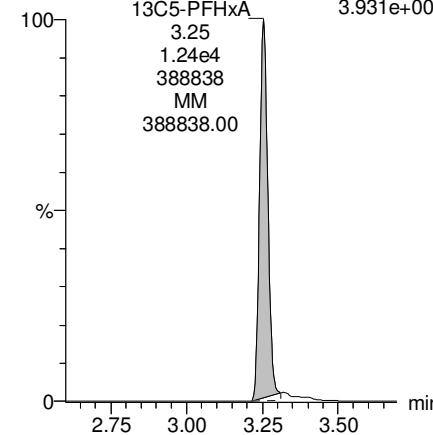
TCDA

F30:MRM of 3 channels,ES-
498.3 > 106.9
1.000e-003



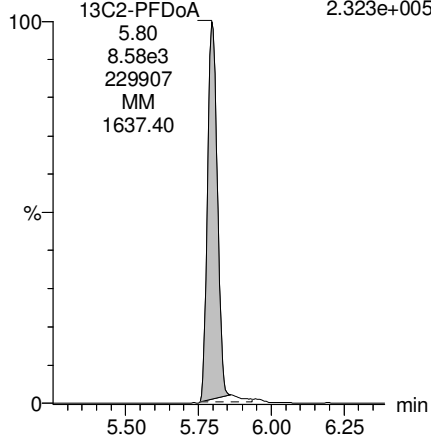
13C5-PFHxA

F10:MRM of 1 channel,ES-
318 > 272.9
3.931e+005



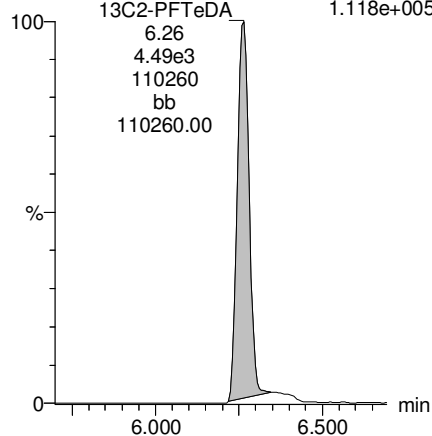
13C2-PFDoA

F54:MRM of 2 channels,ES-
615.0 > 569.7
2.323e+005



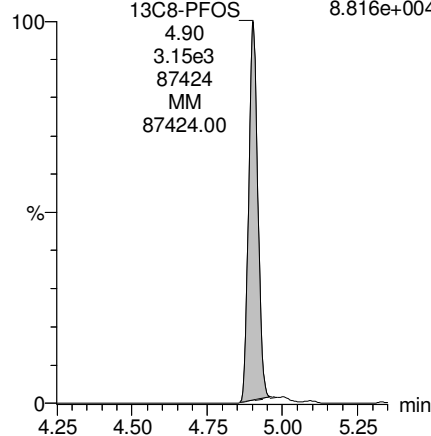
13C2-PFTeDA

F61:MRM of 2 channels,ES-
714.8 > 669.6
1.118e+005



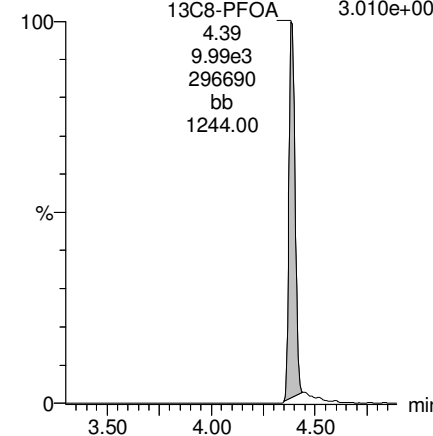
13C8-PFOS

F34:MRM of 1 channel,ES-
507.0 > 79.9
8.816e+004



13C8-PFOA

F22:MRM of 1 channel,ES-
421.3 > 376
3.010e+005



Dataset: Z:\Projects\PFAS.PRO\Results\180227M1\180027M1-77.qld

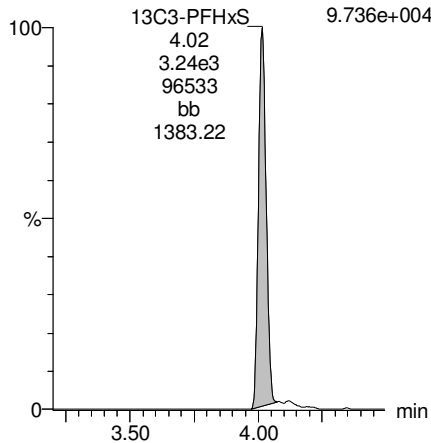
Last Altered: Thursday, March 01, 2018 15:57:09 Pacific Standard Time

Printed: Thursday, March 01, 2018 15:58:22 Pacific Standard Time

Name: 180227M1_77, Date: 28-Feb-2018, Time: 09:51:11, ID: 1800340-10 WI-AF-FB02-021618 0.12267, Description: WI-AF-FB02-021618

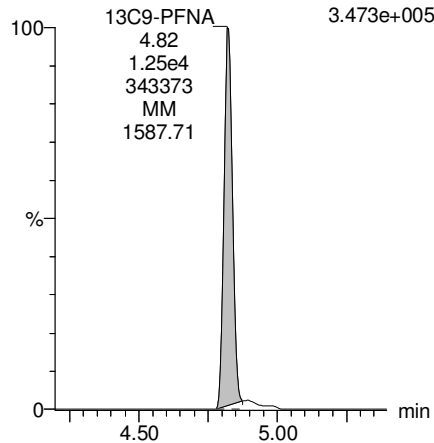
13C3-PFHxS

F18:MRM of 1 channel,ES-
401.9 > 79.9
9.736e+004



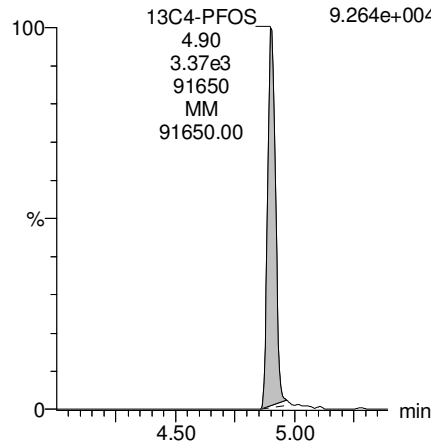
13C9-PFNA

F28:MRM of 1 channel,ES-
472.2 > 426.9
3.473e+005



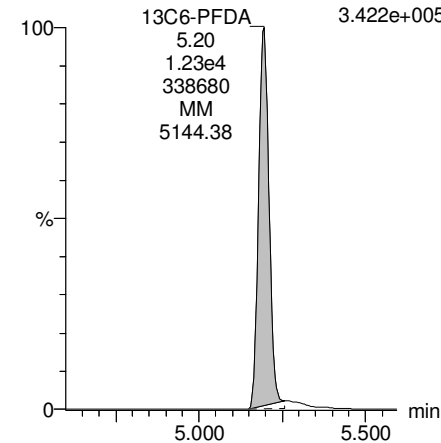
13C4-PFOS

F32:MRM of 1 channel,ES-
503 > 79.9
9.264e+004



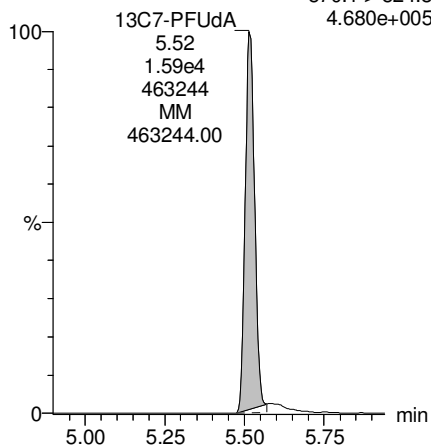
13C6-PFDA

F39:MRM of 1 channel,ES-
519.1 > 473.7
3.422e+005



13C7-PFUDa

F48:MRM of 1 channel,ES-
570.1 > 524.8
4.680e+005



Dataset: Z:\Projects\PFAS.PRO\Results\180227M1\180027M1-78.qld

Last Altered: Thursday, March 01, 2018 16:03:23 Pacific Standard Time

Printed: Thursday, March 01, 2018 16:04:19 Pacific Standard Time

Method: Z:\Projects\PFAS.PRO\MethDB\PFAS_FULL_80C_022718.mdb 28 Feb 2018 13:19:45

Calibration: Z:\Projects\PFAS.PRO\CurveDB\C18_VAL-PFAS_Q4_02-27-18-FULL.cdb 28 Feb 2018 11:20:16

Name: 180227M1_78, Date: 28-Feb-2018, Time: 10:02:41, ID: 1800340-11 WI-AF-MW-607-0218 0.11368, Description: WI-AF-MW-607-0218

	#	Name	Trace	Area	IS Area	Wt./Vol.	RRF	Pred.RT	RT	y Axis Resp.	Conc.	%Rec
1	3	PFBS	299.0 > 79.7		1.31e3	0.114		2.60				
2	5	PFHxA	313.2 > 268.9		2.96e3	0.114		3.19				
3	7	PFHpA	363.0 > 318.9		6.28e3	0.114		3.81				
4	8	L-PFHxS	398.9 > 79.6		8.74e2	0.114		4.17				
5	11	L-PFOA	413 > 368.7	1.52e2	9.76e3	0.114		4.40	4.39	0.194	0.4857	
6	14	PFNA	463.0 > 418.8	1.07e1	7.09e3	0.114		4.76	4.82	0.0189		
7	16	L-PFOS	499 > 79.9		3.03e3	0.114		4.90				
8	18	PFDA	513 > 468.8		7.40e3	0.114		5.14				
9	21	N-MeFOSAA	570.1 > 419		3.49e3	0.114		5.29				
10	22	N-EtFOSAA	584.2 > 419		3.98e3	0.114		5.45				
11	23	PFUdA	563.0 > 518.9		8.82e3	0.114		5.46				

Dataset: Z:\Projects\PFAS.PRO\Results\180227M1\180027M1-78.qld

Last Altered: Thursday, March 01, 2018 16:03:23 Pacific Standard Time

Printed: Thursday, March 01, 2018 16:04:29 Pacific Standard Time

Method: Z:\Projects\PFAS.PRO\MethDB\PFAS_FULL_80C_022718.mdb 28 Feb 2018 13:19:45

Calibration: Z:\Projects\PFAS.PRO\CurveDB\C18_VAL-PFAS_Q4_02-27-18-FULL.cdb 28 Feb 2018 11:20:16

Name: 180227M1_78, Date: 28-Feb-2018, Time: 10:02:41, ID: 1800340-11 WI-AF-MW-607-0218 0.11368, Description: WI-AF-MW-607-0218

#	Name	Trace	Area	IS Area	Wt./Vol.	RRF	Pred.RT	RT	y Axis Resp.	Conc.	%Rec
1	25 PFDa	612.9 > 569.0		8.75e3	0.114		5.74				
2	27 PFTDA	662.9 > 618.9		8.75e3	0.114		5.98				
3	28 PFTeDA	712.9 > 668.8	1.75e1	4.09e3	0.114		6.20	6.25	0.0535		
4	36 13C3-PFBS	302. > 98.8	1.31e3	1.05e4	0.114	0.131	2.69	2.76	1.55	104.1089	94.7
5	37 13C2-PFHxA	315 > 269.8	2.96e3	1.05e4	0.114	0.740	3.19	3.25	3.52	41.8454	95.1
6	38 13C4-PFHpA	367.2 > 321.8	6.28e3	1.05e4	0.114	0.776	3.81	3.86	7.47	84.6814	77.0
7	39 18O2-PFHxS	403.0 > 102.6	8.74e2	2.95e3	0.114	0.412	3.96	4.01	3.70	79.0061	71.9
8	40 13C2-PFOA	414.9 > 369.7	9.76e3	8.66e3	0.114	1.891	4.33	4.39	14.1	65.5047	59.6
9	41 13C5-PFNA	468.2 > 422.9	7.09e3	1.04e4	0.114	0.959	4.76	4.82	8.49	77.8782	70.8
10	42 13C8-PFOSA	506.1 > 77.7	1.55e3	1.43e4	0.114	0.308	4.83	4.89	1.35	38.6983	35.2
11	43 13C8-PFOS	507.0 > 79.9	3.03e3	3.10e3	0.114	1.096	4.84	4.90	12.2	97.9359	89.1
12	44 13C2-PFDA	515.1 > 469.9	7.40e3	1.06e4	0.114	0.926	5.14	5.20	8.75	83.1439	75.6
13	45 d3-N-MeFOSAA	573.3 > 419	3.49e3	1.43e4	0.114	0.359	5.29	5.34	3.06	75.0005	68.2
14	46 d5-N-EtFOSAA	589.3 > 419	3.98e3	1.43e4	0.114	0.435	5.45	5.50	3.49	70.6422	64.2
15	47 13C2-PFUdA	565 > 519.8	8.82e3	1.43e4	0.114	1.138	5.46	5.52	7.74	59.8112	54.4
16	48 13C2-PFDoA	615.0 > 569.7	8.75e3	1.43e4	0.114	1.059	5.74	5.80	7.68	63.7772	58.0
17	49 d3-N-MeFOSA	515.2 > 168.9		1.43e4	0.114	0.151	5.84				
18	50 13C2-PFTeDA	714.8 > 669.6	4.09e3	1.43e4	0.114	0.484	6.20	6.26	3.59	65.2692	59.4
19	51 d5-N-ETFOSA	531.1 > 168.9		1.43e4	0.114	0.215	6.22				
20	52 13C2-PFHxDA	815 > 769.7	3.53e3	1.43e4	0.114	0.741	6.51	6.59	3.10	36.7847	83.6
21	53 d7-N-MeFOSE	623.1 > 58.9		1.43e4	0.114	0.186	6.31				
22	54 d9-N-EtFOSE	639.2 > 58.8		1.43e4	0.114	0.159	6.45				
23	55 13C4-PFBA	217. > 171.8	9.24e3	9.24e3	0.114	1.000	1.46	1.53	12.5	109.9578	100.0
24	56 13C5-PFHxA	318 > 272.9	1.05e4	1.05e4	0.114	1.000	3.19	3.25	12.5	109.9578	100.0
25	57 13C3-PFHxS	401.9 > 79.9	2.95e3	2.95e3	0.114	1.000	3.96	4.01	12.5	109.9578	100.0
26	58 13C8-PFOA	421.3 > 376	8.66e3	8.66e3	0.114	1.000	4.33	4.39	12.5	109.9578	100.0
27	59 13C9-PFNA	472.2 > 426.9	1.04e4	1.04e4	0.114	1.000	4.70	4.82	12.5	109.9578	100.0
28	60 13C4-PFOS	503 > 79.9	3.10e3	3.10e3	0.114	1.000	4.84	4.90	12.5	109.9578	100.0
29	61 13C6-PFDA	519.1 > 473.7	1.06e4	1.06e4	0.114	1.000	5.14	5.20	12.5	109.9578	100.0
30	62 13C7-PFUdA	570.1 > 524.8	1.43e4	1.43e4	0.114	1.000	5.46	5.52	12.5	109.9578	100.0
31	63 Total PFHxS	398.9 > 79.6	0.00e0	8.74e2	0.114		3.85		0.000		
32	64 Total PFOA	413 > 368.7	1.52e2	9.76e3	0.114		4.21		0.194	0.4857	

KBF 3/1/2018

Dataset: Z:\Projects\PFAS.PRO\Results\180227M1\180027M1-78.qld

Last Altered: Thursday, March 01, 2018 16:03:23 Pacific Standard Time

Printed: Thursday, March 01, 2018 16:04:29 Pacific Standard Time

Name: 180227M1_78, Date: 28-Feb-2018, Time: 10:02:41, ID: 1800340-11 WI-AF-MW-607-0218 0.11368, Description: WI-AF-MW-607-0218

	# Name	Trace	Area	IS Area	Wt./Vol.	RRF	Pred.RT	RT	y Axis Resp.	Conc.	%Rec
33	65 Total PFOS	499 > 79.9	0.00e0	3.03e3	0.114		4.73		0.000		
34	66 Total N-MeFOSAA	570.1 > 419	0.00e0	3.49e3	0.114		5.29		0.000		
35	67 Total N-EtFOSAA	584.2 > 419	0.00e0	3.98e3	0.114		5.45		0.000		

Dataset: Z:\Projects\PFAS.PRO\Results\180227M1\180027M1-78.qld

Last Altered: Thursday, March 01, 2018 16:03:23 Pacific Standard Time

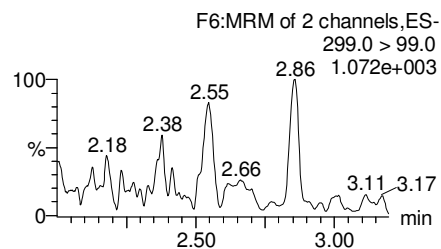
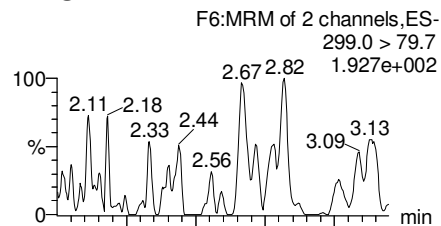
Printed: Thursday, March 01, 2018 16:04:29 Pacific Standard Time

Method: Z:\Projects\PFAS.PRO\MethDB\PFAS_FULL_80C_022718.mdb 28 Feb 2018 13:19:45


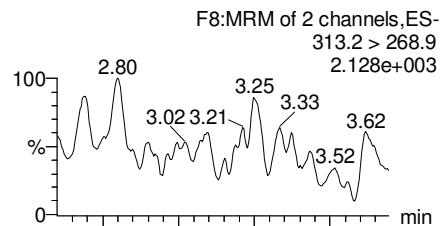
Calibration: Z:\Projects\PFAS.PRO\CurveDB\C18_VAL-PFAS_Q4_02-27-18-FULL.cdb 28 Feb 2018 11:20:16

Name: 180227M1_78, Date: 28-Feb-2018, Time: 10:02:41, ID: 1800340-11 WI-AF-MW-607-0218 0.11368, Description: WI-AF-MW-607-0218

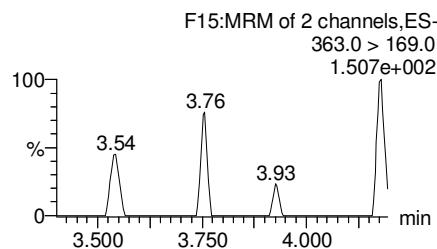
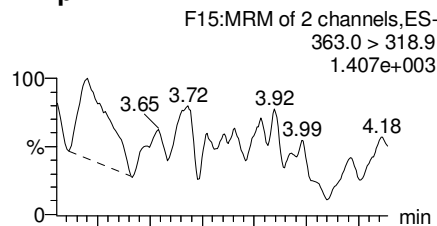
PFBS



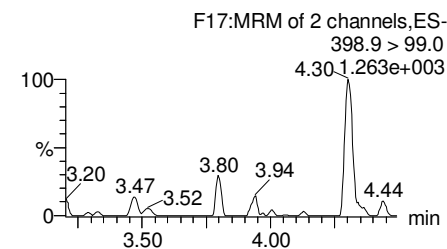
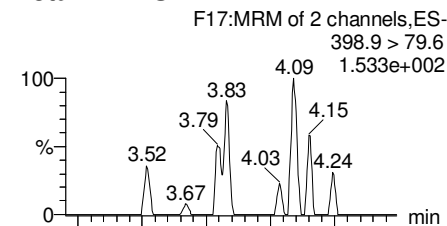
PFHxA



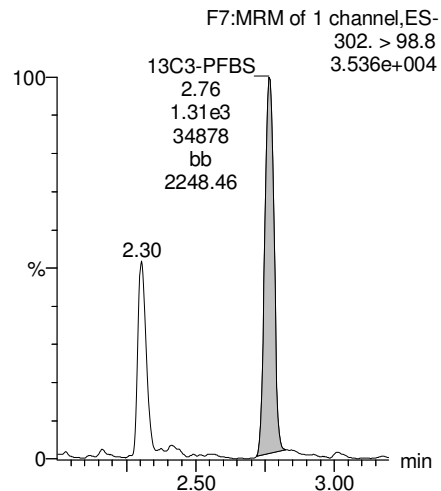
PFHpA



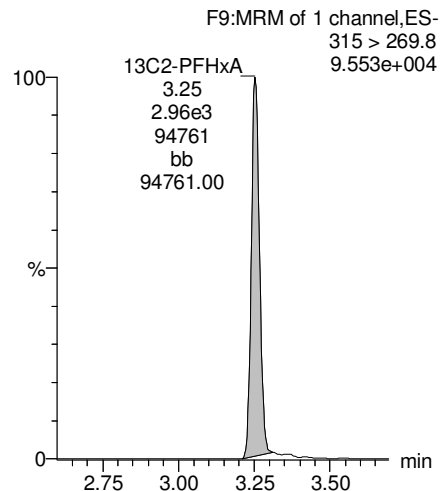
Total PFHxS



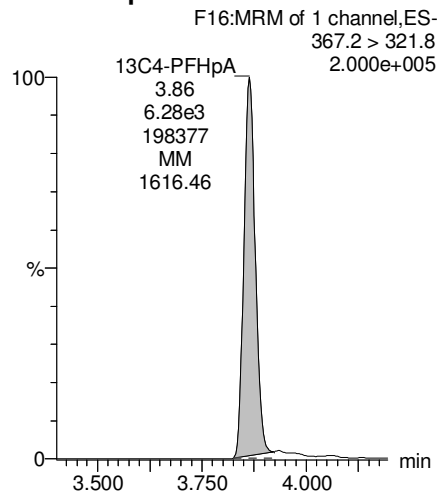
13C3-PFBS



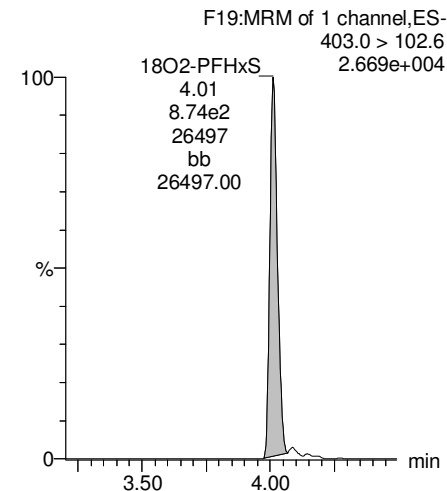
13C2-PFHxA



13C4-PFHpA



18O2-PFHxS



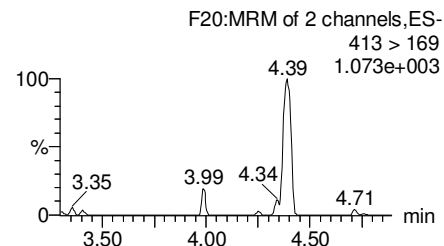
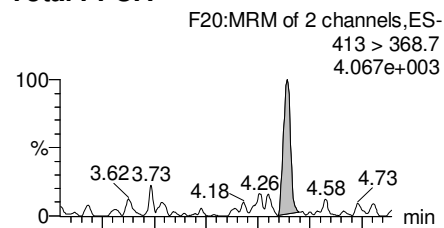
Dataset: Z:\Projects\PFAS.PRO\Results\180227M1\180027M1-78.qld

Last Altered: Thursday, March 01, 2018 16:03:23 Pacific Standard Time

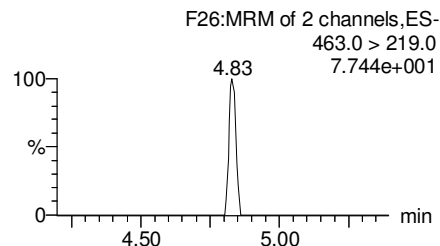
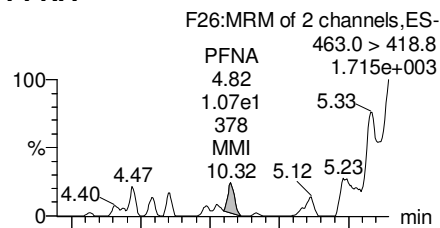
Printed: Thursday, March 01, 2018 16:04:29 Pacific Standard Time

Name: 180227M1_78, Date: 28-Feb-2018, Time: 10:02:41, ID: 1800340-11 WI-AF-MW-607-0218 0.11368, Description: WI-AF-MW-607-0218

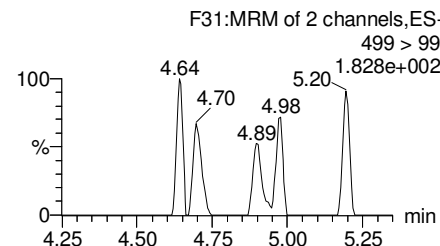
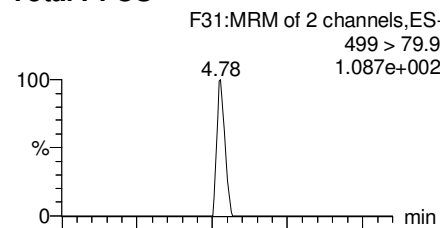
Total PFOA



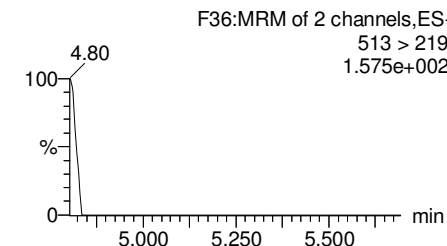
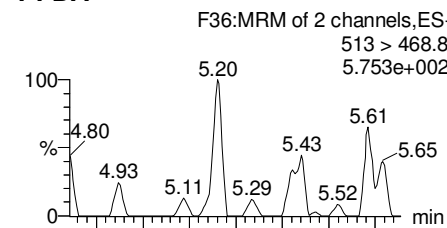
PFNA



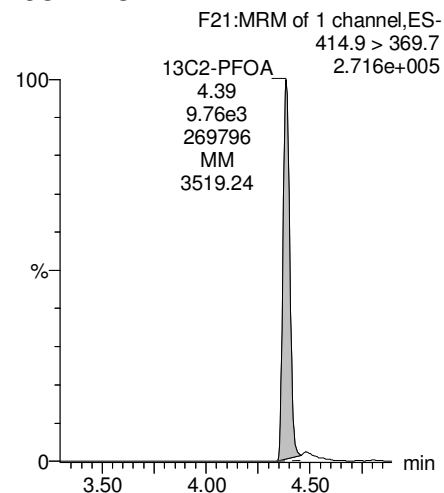
Total PFOS



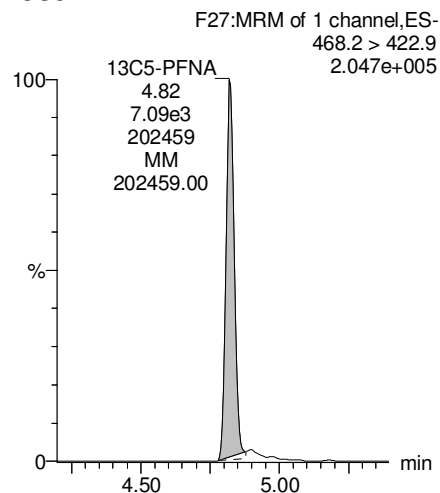
PFDA



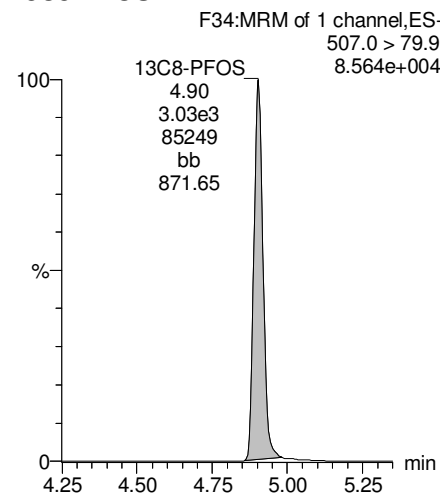
13C2-PFOA



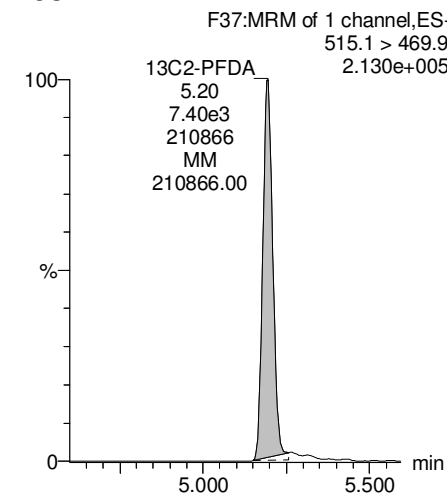
13C5-PFNA



13C8-PFOS



13C2-PFDA



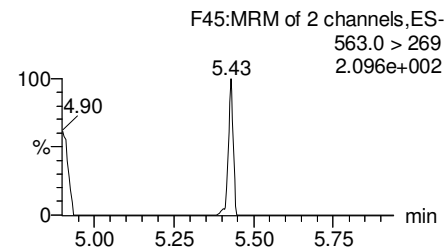
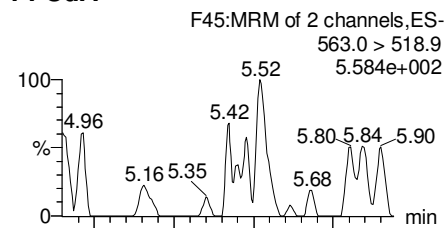
Dataset: Z:\Projects\PFAS.PRO\Results\180227M1\180027M1-78.qld

Last Altered: Thursday, March 01, 2018 16:03:23 Pacific Standard Time

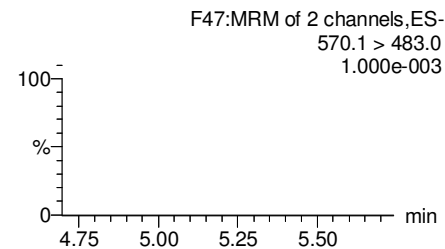
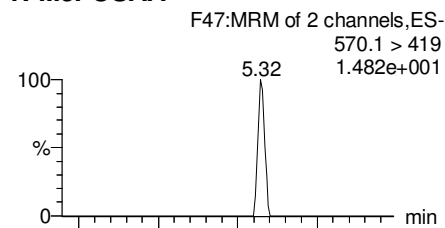
Printed: Thursday, March 01, 2018 16:04:29 Pacific Standard Time

Name: 180227M1_78, Date: 28-Feb-2018, Time: 10:02:41, ID: 1800340-11 WI-AF-MW-607-0218 0.11368, Description: WI-AF-MW-607-0218

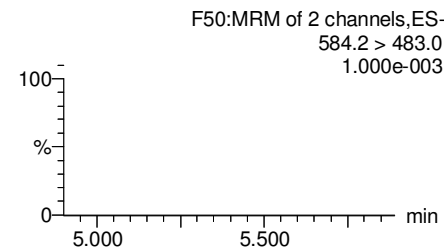
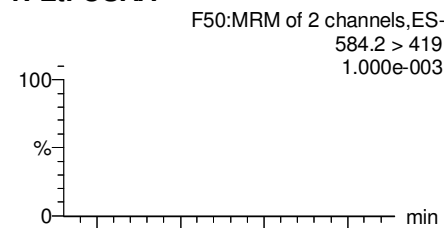
PFUdA



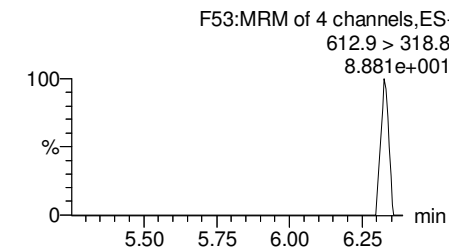
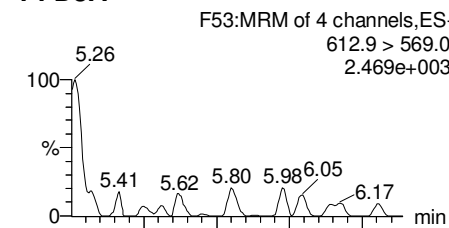
N-MeFOSAA



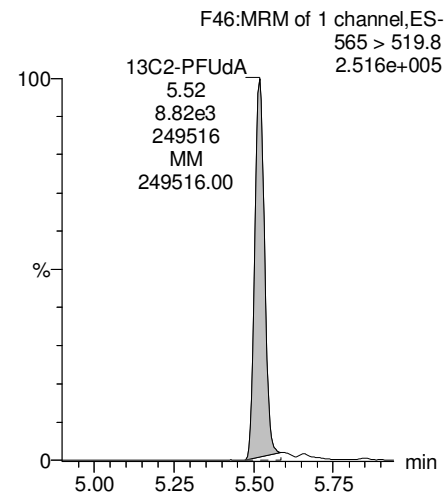
N-EtFOSAA



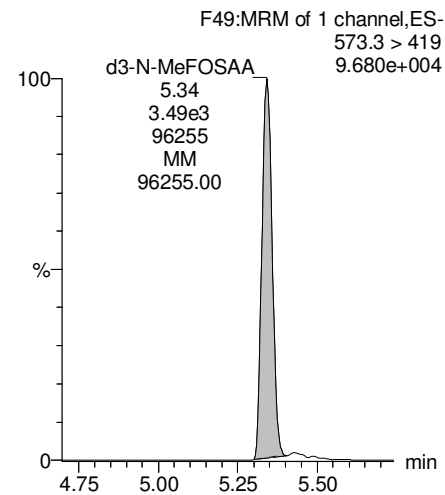
PFDaA



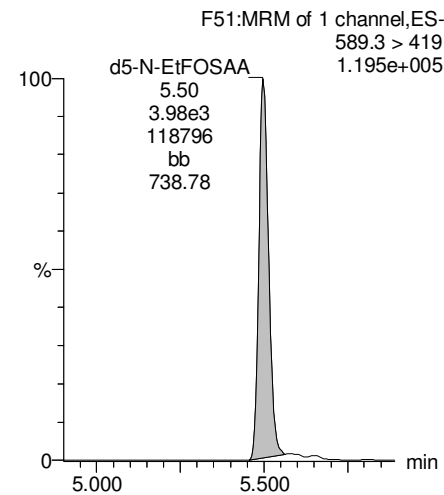
13C2-PFUdA



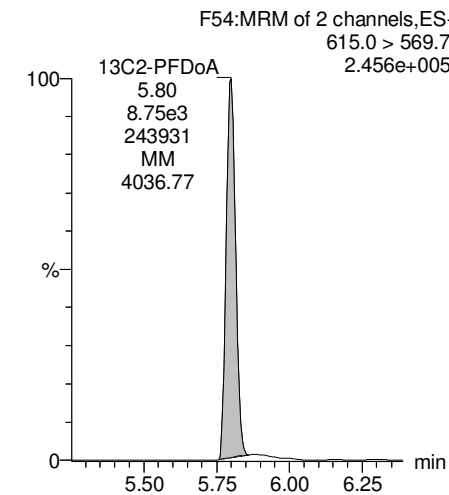
d3-N-MeFOSAA



d5-N-EtFOSAA



13C2-PFDaA



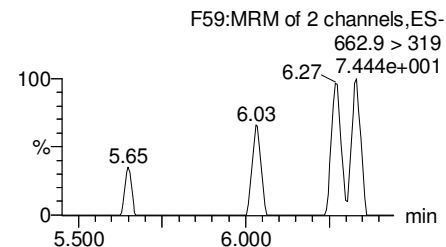
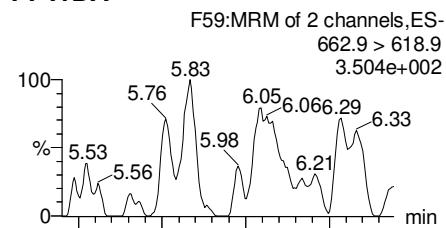
Dataset: Z:\Projects\PFAS.PRO\Results\180227M1\180027M1-78.qld

Last Altered: Thursday, March 01, 2018 16:03:23 Pacific Standard Time

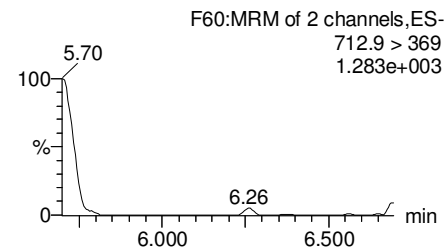
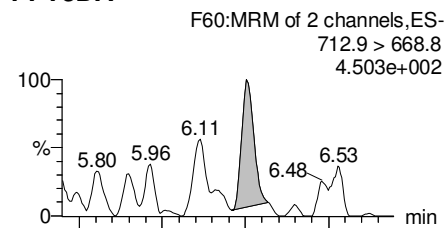
Printed: Thursday, March 01, 2018 16:04:29 Pacific Standard Time

Name: 180227M1_78, Date: 28-Feb-2018, Time: 10:02:41, ID: 1800340-11 WI-AF-MW-607-0218 0.11368, Description: WI-AF-MW-607-0218

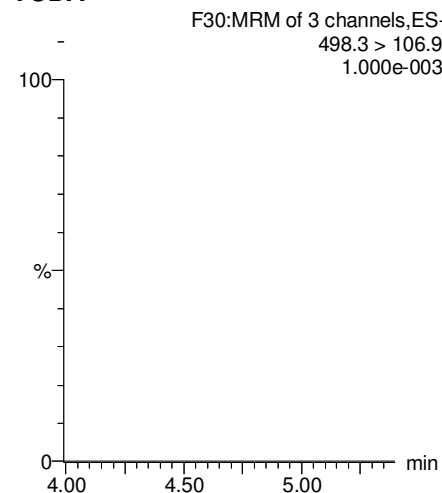
PFTrDA



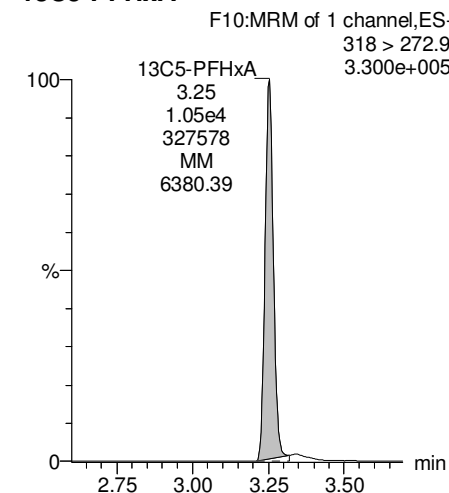
PFTeDA



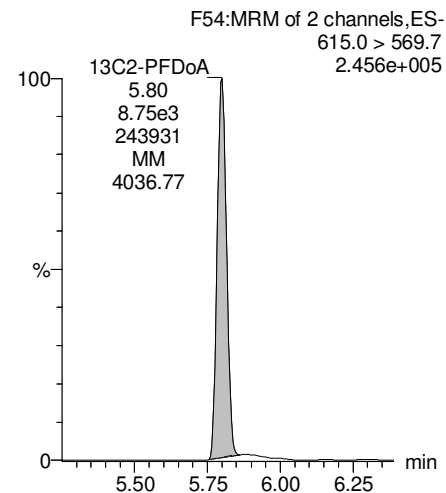
TCDA



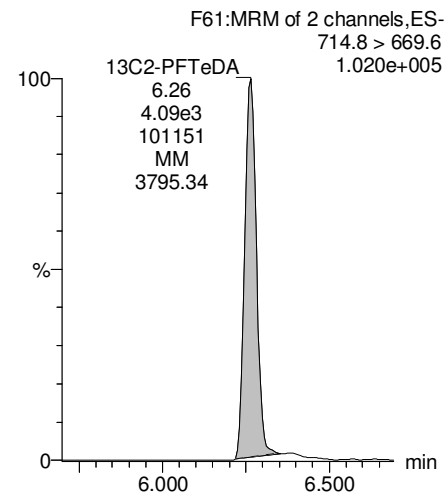
13C5-PFHxA



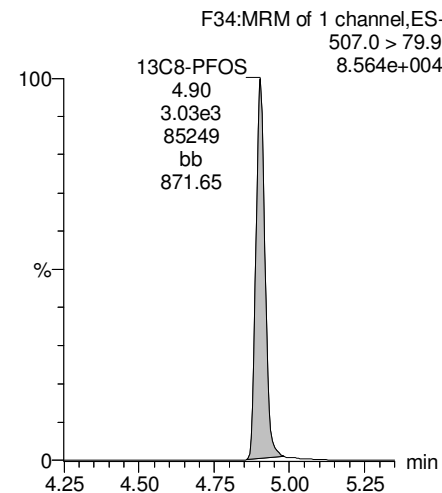
13C2-PFDoA



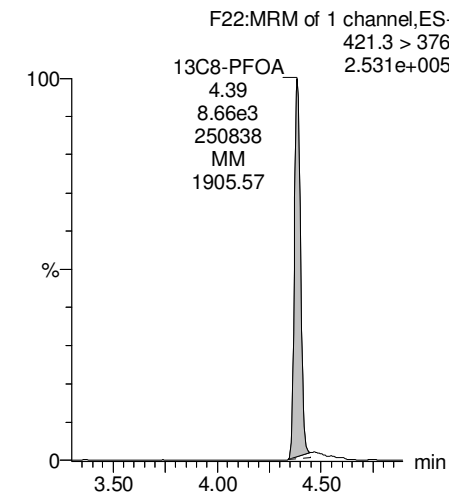
13C2-PFTeDA



13C8-PFOS



13C8-PFOA



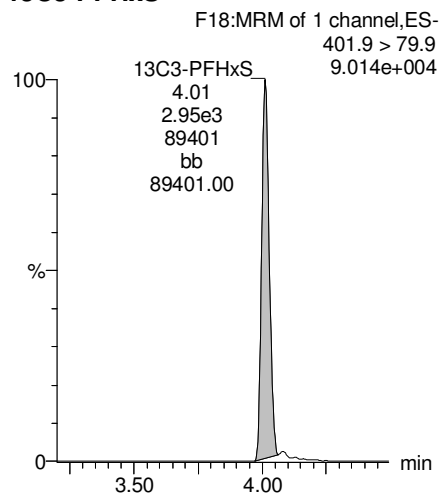
Dataset: Z:\Projects\PFAS.PRO\Results\180227M1\180027M1-78.qld

Last Altered: Thursday, March 01, 2018 16:03:23 Pacific Standard Time

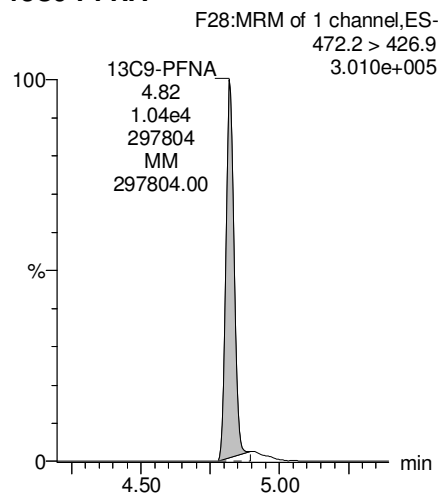
Printed: Thursday, March 01, 2018 16:04:29 Pacific Standard Time

Name: 180227M1_78, Date: 28-Feb-2018, Time: 10:02:41, ID: 1800340-11 WI-AF-MW-607-0218 0.11368, Description: WI-AF-MW-607-0218

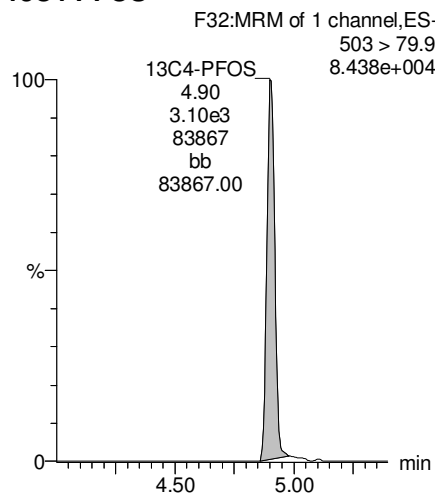
13C3-PFHxS



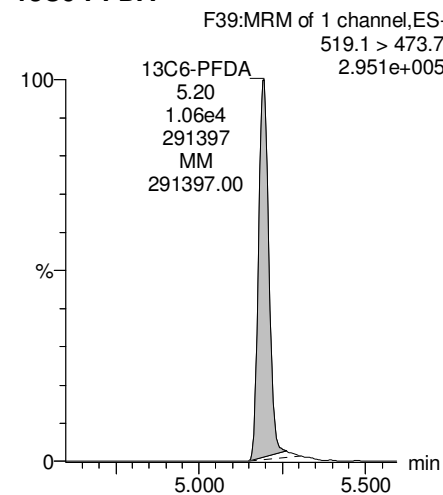
13C9-PFNA



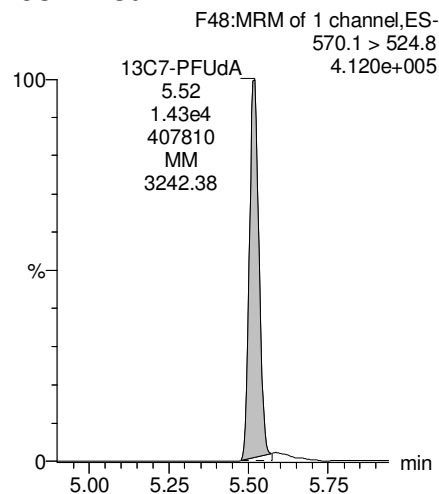
13C4-PFOS



13C6-PFDA



13C7-PFUdA



Dataset: Z:\Projects\PFAS.PRO\Results\180227M1\180027M1-79.qld

Last Altered: Thursday, March 01, 2018 16:10:30 Pacific Standard Time

Printed: Thursday, March 01, 2018 16:12:05 Pacific Standard Time

Method: Z:\Projects\PFAS.PRO\MethDB\PFAS_FULL_80C_022718.mdb 28 Feb 2018 13:19:45

Calibration: Z:\Projects\PFAS.PRO\CurveDB\C18_VAL-PFAS_Q4_02-27-18-FULL.cdb 28 Feb 2018 11:20:16

Name: 180227M1_79, Date: 28-Feb-2018, Time: 10:14:10, ID: 1800340-12 WI-AF-MW-605-0218 0.11974, Description: WI-AF-MW-605-0218

	# Name	Trace	Area	IS Area	Wt./Vol.	RRF	Pred.RT	RT	y Axis Resp.	Conc.	%Rec
1	3 PFBS	299.0 > 79.7		1.40e3	0.120		2.60				
2	5 PFHxA	313.2 > 268.9		2.96e3	0.120		3.19				
3	7 PFHpA	363.0 > 318.9		7.27e3	0.120		3.81				
4	8 L-PFHxS	398.9 > 79.6	3.54e0	9.42e2	0.120		4.17	4.01	0.0469		
5	11 L-PFOA	413 > 368.7	9.92e1	1.26e4	0.120		4.40	4.39	0.0985		
6	14 PFNA	463.0 > 418.8	1.13e1	9.15e3	0.120		4.76	4.83	0.0154		
7	16 L-PFOS	499 > 79.9		2.94e3	0.120		4.90				
8	18 PFDA	513 > 468.8		9.65e3	0.120		5.14				
9	21 N-MeFOSAA	570.1 > 419		4.18e3	0.120		5.29				
10	22 N-EtFOSAA	584.2 > 419		4.51e3	0.120		5.45				
11	23 PFUdA	563.0 > 518.9	3.71e1	8.93e3	0.120		5.46	5.52	0.0519		

Dataset: Z:\Projects\PFAS.PRO\Results\180227M1\180027M1-79.qld

Last Altered: Thursday, March 01, 2018 16:10:30 Pacific Standard Time

Printed: Thursday, March 01, 2018 16:12:13 Pacific Standard Time

Method: Z:\Projects\PFAS.PRO\MethDB\PFAS_FULL_80C_022718.mdb 28 Feb 2018 13:19:45

Calibration: Z:\Projects\PFAS.PRO\CurveDB\C18_VAL-PFAS_Q4_02-27-18-FULL.cdb 28 Feb 2018 11:20:16

Name: 180227M1_79, Date: 28-Feb-2018, Time: 10:14:10, ID: 1800340-12 WI-AF-MW-605-0218 0.11974, Description: WI-AF-MW-605-0218

#	Name	Trace	Area	IS Area	Wt./Vol.	RRF	Pred.RT	RT	y Axis Resp.	Conc.	%Rec
1	25	PFDa	612.9 > 569.0	8.12e3	0.120		5.74				
2	27	PFTDA	662.9 > 618.9	8.12e3	0.120		5.98				
3	28	PFTeDA	712.9 > 668.8	1.65e1	4.54e3	0.120	6.20	6.26	0.0454		
4	36	13C3-PFBS	302. > 98.8	1.40e3	1.20e4	0.120	0.131	2.69	2.76	1.45	92.4046
5	37	13C2-PFHxA	315 > 269.8	2.96e3	1.20e4	0.120	0.740	3.19	3.25	3.07	34.6518
6	38	13C4-PFHpA	367.2 > 321.8	7.27e3	1.20e4	0.120	0.776	3.81	3.86	7.55	81.2048
7	39	18O2-PFHxS	403.0 > 102.6	9.42e2	3.05e3	0.120	0.412	3.96	4.01	3.86	78.2803
8	40	13C2-PFOA	414.9 > 369.7	1.26e4	1.09e4	0.120	1.891	4.33	4.39	14.5	63.8934
9	41	13C5-PFNA	468.2 > 422.9	9.15e3	1.07e4	0.120	0.959	4.76	4.82	10.7	93.1445
10	42	13C8-PFOSA	506.1 > 77.7	2.00e3	1.44e4	0.120	0.308	4.83	4.89	1.74	47.1415
11	43	13C8-PFOS	507.0 > 79.9	2.94e3	3.10e3	0.120	1.096	4.84	4.90	11.9	90.3056
12	44	13C2-PFDA	515.1 > 469.9	9.65e3	1.31e4	0.120	0.926	5.14	5.19	9.24	83.3197
13	45	d3-N-MeFOSAA	573.3 > 419	4.18e3	1.44e4	0.120	0.359	5.29	5.34	3.63	84.6688
14	46	d5-N-EtFOSAA	589.3 > 419	4.51e3	1.44e4	0.120	0.435	5.45	5.50	3.92	75.3605
15	47	13C2-PFUdA	565 > 519.8	8.93e3	1.44e4	0.120	1.138	5.46	5.51	7.77	57.0338
16	48	13C2-PFDoA	615.0 > 569.7	8.12e3	1.44e4	0.120	1.059	5.74	5.80	7.06	55.7015
17	49	d3-N-MeFOSA	515.2 > 168.9		1.44e4	0.120	0.151	5.84			
18	50	13C2-PFTeDA	714.8 > 669.6	4.54e3	1.44e4	0.120	0.484	6.20	6.26	3.95	68.1697
19	51	d5-N-ETFOSA	531.1 > 168.9		1.44e4	0.120	0.215	6.22			
20	52	13C2-PFHxDA	815 > 769.7	3.78e3	1.44e4	0.120	0.741	6.51	6.59	3.29	37.0985
21	53	d7-N-MeFOSE	623.1 > 58.9		1.44e4	0.120	0.186	6.31			
22	54	d9-N-EtFOSE	639.2 > 58.8		1.44e4	0.120	0.159	6.45			
23	55	13C4-PFBA	217. > 171.8	1.10e4	1.10e4	0.120	1.000	1.46	1.53	12.5	104.3929
24	56	13C5-PFHxA	318 > 272.9	1.20e4	1.20e4	0.120	1.000	3.19	3.25	12.5	104.3929
25	57	13C3-PFHxS	401.9 > 79.9	3.05e3	3.05e3	0.120	1.000	3.96	4.01	12.5	104.3929
26	58	13C8-PFOA	421.3 > 376	1.09e4	1.09e4	0.120	1.000	4.33	4.39	12.5	104.3929
27	59	13C9-PFNA	472.2 > 426.9	1.07e4	1.07e4	0.120	1.000	4.70	4.82	12.5	104.3929
28	60	13C4-PFOS	503 > 79.9	3.10e3	3.10e3	0.120	1.000	4.84	4.90	12.5	104.3929
29	61	13C6-PFDA	519.1 > 473.7	1.31e4	1.31e4	0.120	1.000	5.14	5.19	12.5	104.3929
30	62	13C7-PFUdA	570.1 > 524.8	1.44e4	1.44e4	0.120	1.000	5.46	5.52	12.5	104.3929
31	63	Total PFHxS	398.9 > 79.6	3.54e0	9.42e2	0.120		3.85		0.000	
32	64	Total PFOA	413 > 368.7	9.92e1	1.26e4	0.120		4.21		0.000	

Dataset: Z:\Projects\PFAS.PRO\Results\180227M1\180027M1-79.qld

Last Altered: Thursday, March 01, 2018 16:10:30 Pacific Standard Time

Printed: Thursday, March 01, 2018 16:12:13 Pacific Standard Time

Name: 180227M1_79, Date: 28-Feb-2018, Time: 10:14:10, ID: 1800340-12 WI-AF-MW-605-0218 0.11974, Description: WI-AF-MW-605-0218

	# Name	Trace	Area	IS Area	Wt./Vol.	RRF	Pred.RT	RT	y Axis Resp.	Conc.	%Rec
33	65 Total PFOS	499 > 79.9	0.00e0	2.94e3	0.120		4.73		0.000		
34	66 Total N-MeFOSAA	570.1 > 419	0.00e0	4.18e3	0.120		5.29		0.000		
35	67 Total N-EtFOSAA	584.2 > 419	0.00e0	4.51e3	0.120		5.45		0.000		

Dataset: Z:\Projects\PFAS.PRO\Results\180227M1\180027M1-79.qld

Last Altered: Thursday, March 01, 2018 16:10:30 Pacific Standard Time

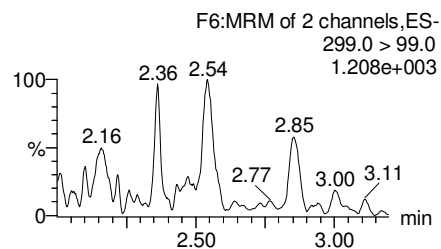
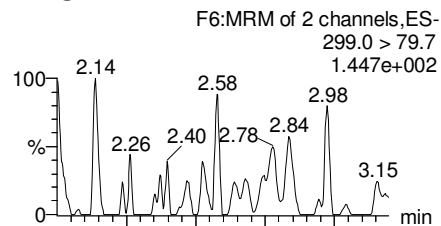
Printed: Thursday, March 01, 2018 16:12:13 Pacific Standard Time

Method: Z:\Projects\PFAS.PRO\MethDB\PFAS_FULL_80C_022718.mdb 28 Feb 2018 13:19:45

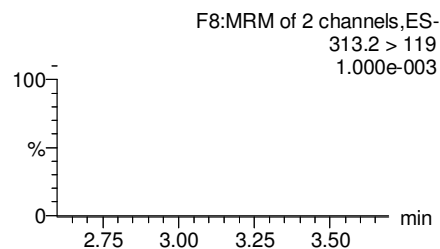
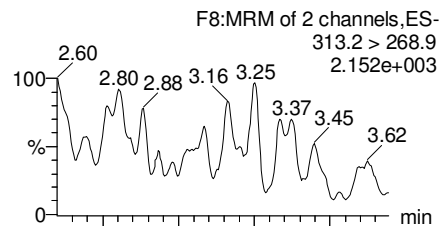
Calibration: Z:\Projects\PFAS.PRO\CurveDB\C18_VAL-PFAS_Q4_02-27-18-FULL.cdb 28 Feb 2018 11:20:16

Name: 180227M1_79, Date: 28-Feb-2018, Time: 10:14:10, ID: 1800340-12 WI-AF-MW-605-0218 0.11974, Description: WI-AF-MW-605-0218

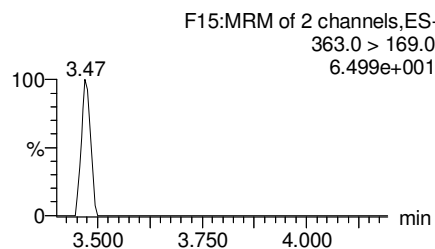
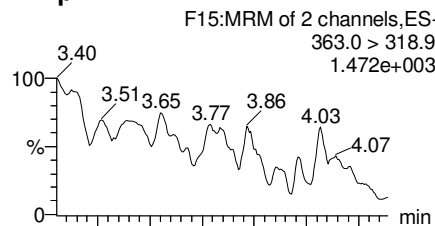
PFBS



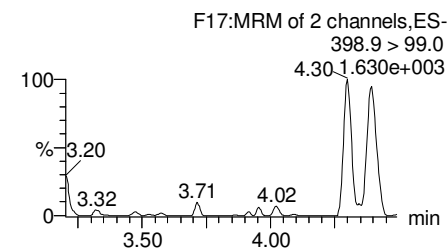
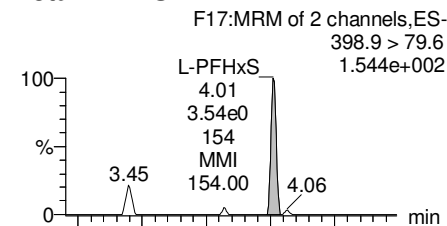
PFHxA



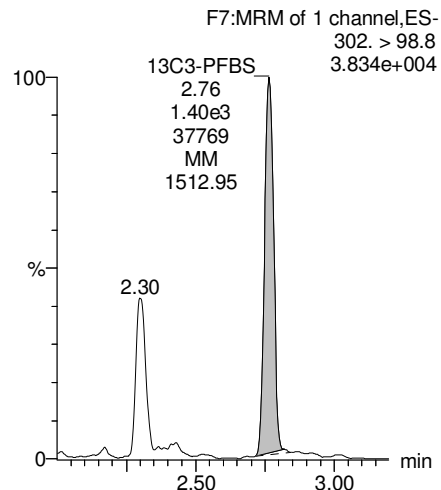
PFHpA



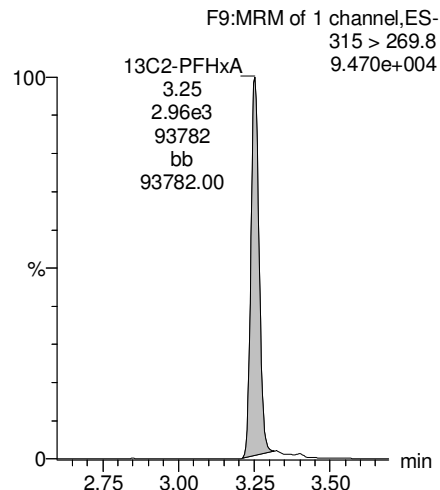
Total PFHxS



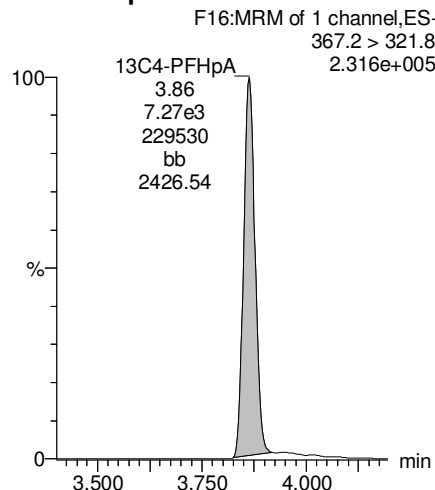
13C3-PFBS



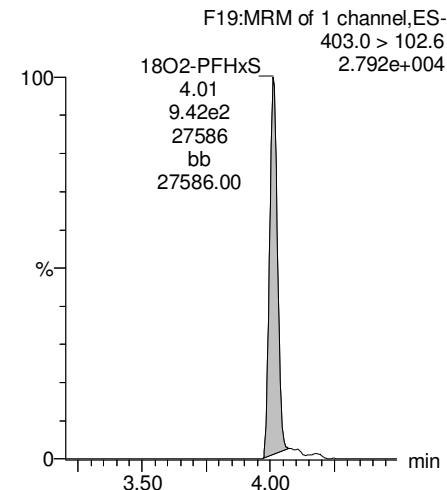
13C2-PFHxA



13C4-PFHpA



18O2-PFHxS



Dataset: Z:\Projects\PFAS.PRO\Results\180227M1\180027M1-79.qld

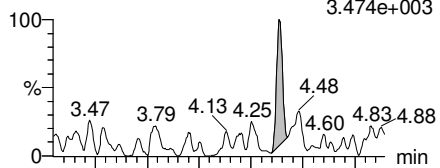
Last Altered: Thursday, March 01, 2018 16:10:30 Pacific Standard Time

Printed: Thursday, March 01, 2018 16:12:13 Pacific Standard Time

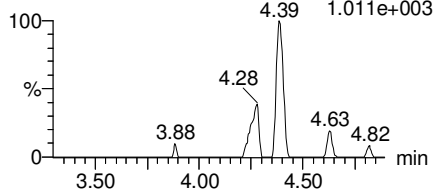
Name: 180227M1_79, Date: 28-Feb-2018, Time: 10:14:10, ID: 1800340-12 WI-AF-MW-605-0218 0.11974, Description: WI-AF-MW-605-0218

Total PFOA

F20:MRM of 2 channels,ES-
413 > 368.7
3.474e+003




F20:MRM of 2 channels,ES-
413 > 169
1.011e+003

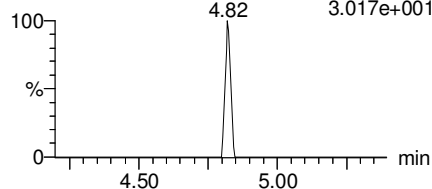


PFNA

F26:MRM of 2 channels,ES-
463.0 > 418.8
3.274e+003

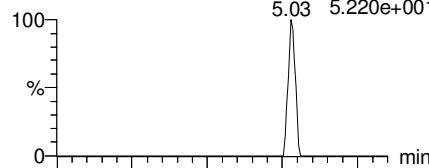


F26:MRM of 2 channels,ES-
463.0 > 219.0
3.017e+001

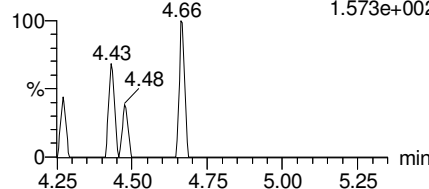


Total PFOS

F31:MRM of 2 channels,ES-
499 > 79.9
5.220e+001

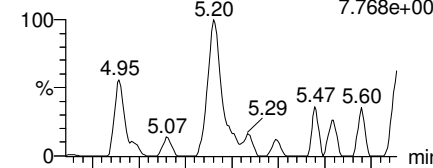


F31:MRM of 2 channels,ES-
499 > 99
1.573e+002

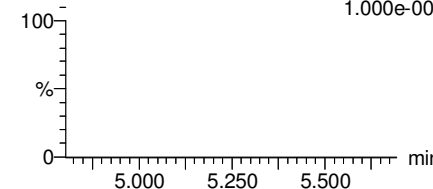


PFDA

F36:MRM of 2 channels,ES-
513 > 468.8
7.768e+002

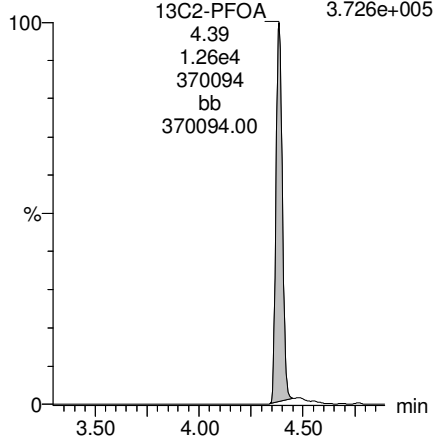


F36:MRM of 2 channels,ES-
513 > 219
1.000e-003



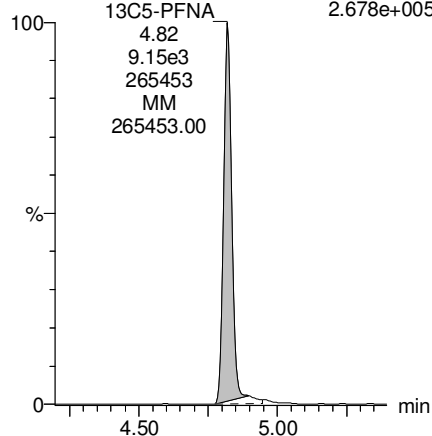
13C2-PFOA

F21:MRM of 1 channel,ES-
414.9 > 369.7
3.726e+005



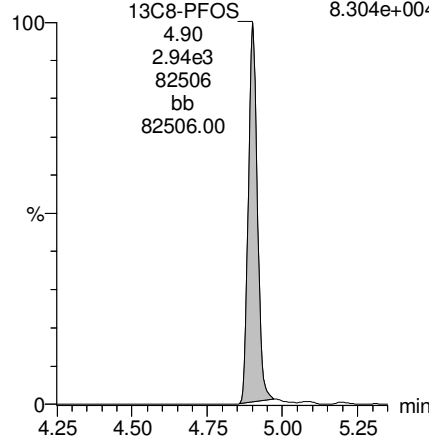
13C5-PFNA

F27:MRM of 1 channel,ES-
468.2 > 422.9
2.678e+005



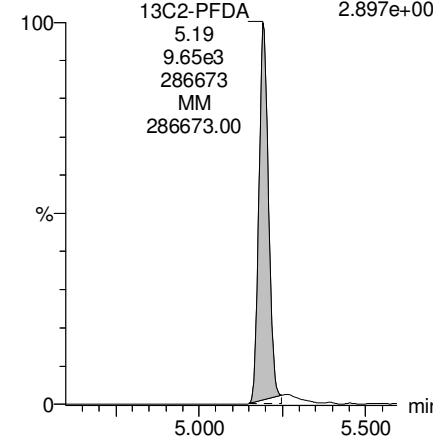
13C8-PFOS

F34:MRM of 1 channel,ES-
507.0 > 79.9
8.304e+004



13C2-PFDA

F37:MRM of 1 channel,ES-
515.1 > 469.9
2.897e+005



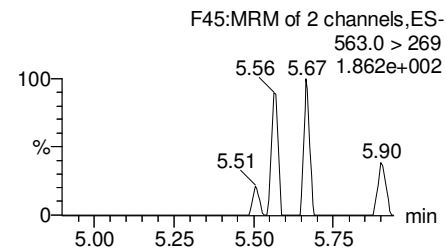
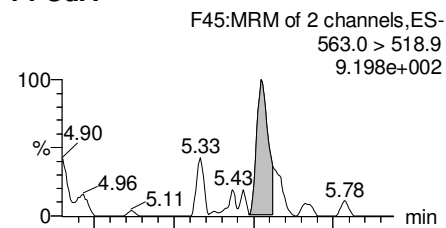
Dataset: Z:\Projects\PFAS.PRO\Results\180227M1\180027M1-79.qld

Last Altered: Thursday, March 01, 2018 16:10:30 Pacific Standard Time

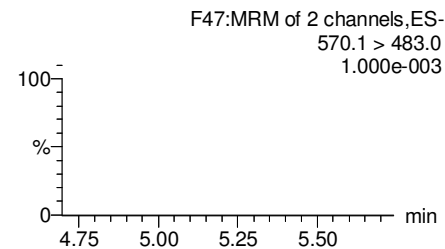
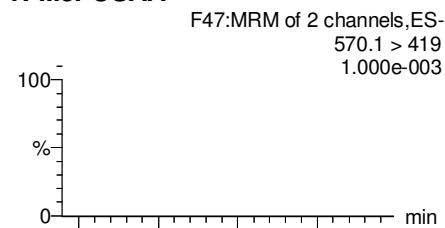
Printed: Thursday, March 01, 2018 16:12:13 Pacific Standard Time

Name: 180227M1_79, Date: 28-Feb-2018, Time: 10:14:10, ID: 1800340-12 WI-AF-MW-605-0218 0.11974, Description: WI-AF-MW-605-0218

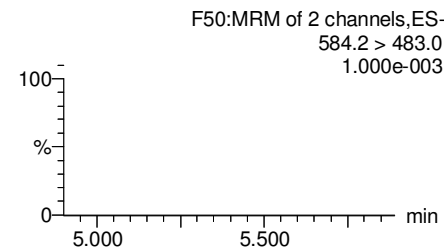
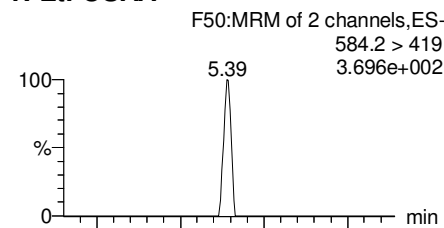
PFUdA



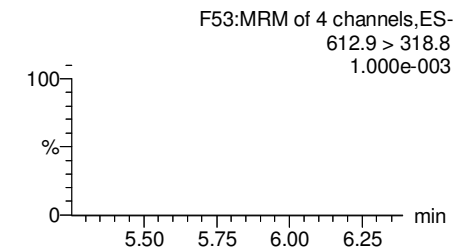
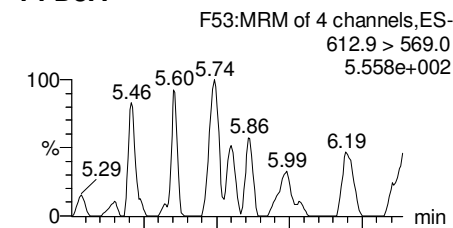
N-MeFOSAA



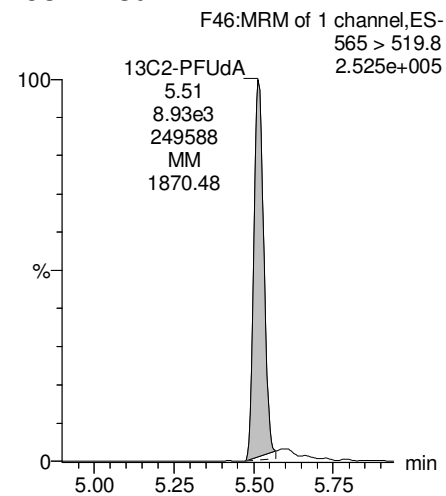
N-EtFOSAA



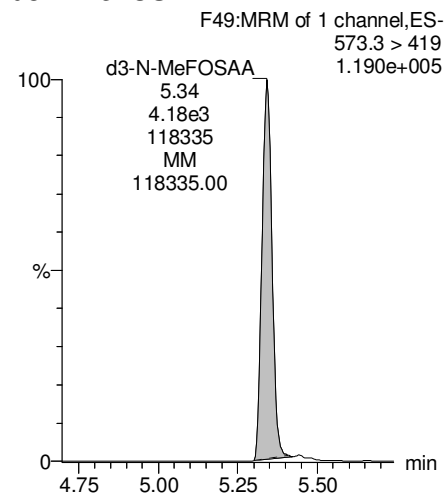
PFDaA



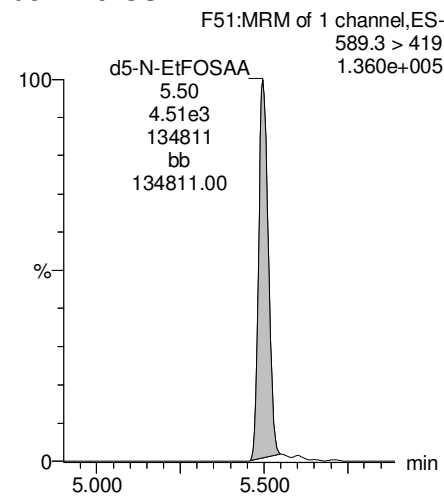
13C2-PFUdA



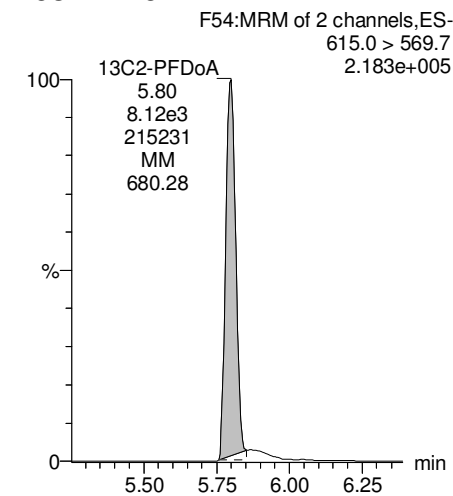
d3-N-MeFOSAA



d5-N-EtFOSAA



13C2-PFDaA



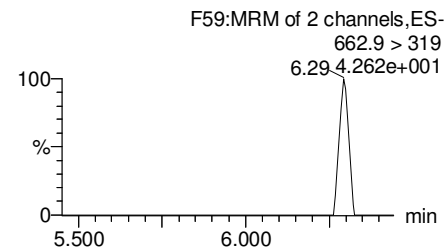
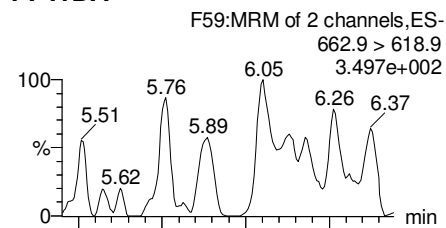
Dataset: Z:\Projects\PFAS.PRO\Results\180227M1\180027M1-79.qld

Last Altered: Thursday, March 01, 2018 16:10:30 Pacific Standard Time

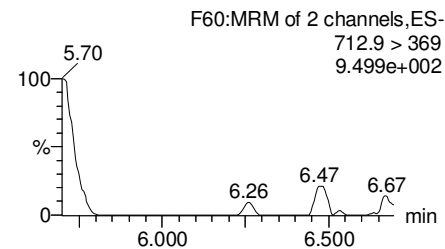
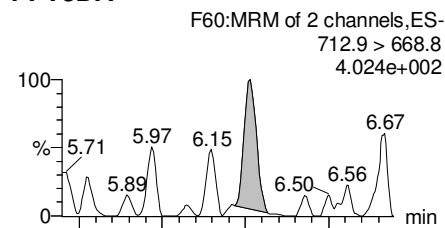
Printed: Thursday, March 01, 2018 16:12:13 Pacific Standard Time

Name: 180227M1_79, Date: 28-Feb-2018, Time: 10:14:10, ID: 1800340-12 WI-AF-MW-605-0218 0.11974, Description: WI-AF-MW-605-0218

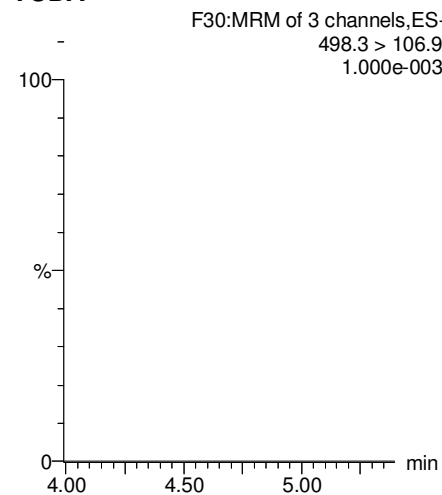
PFTrDA



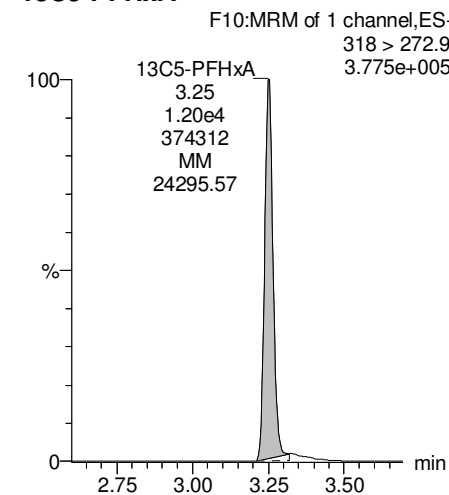
PFTeDA



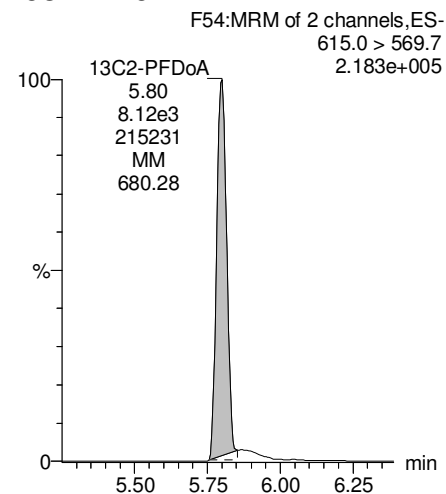
TCDA



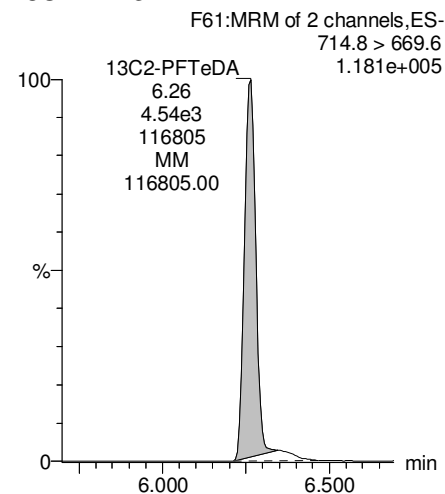
13C5-PFHxA



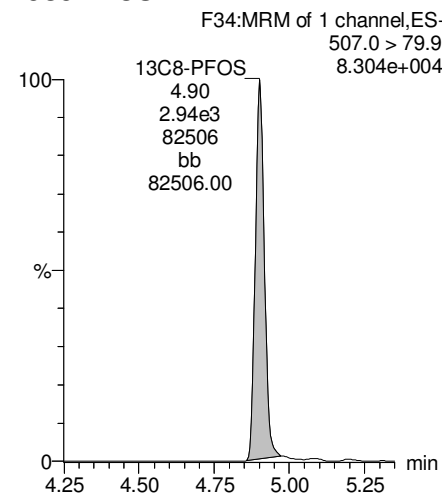
13C2-PFDoA



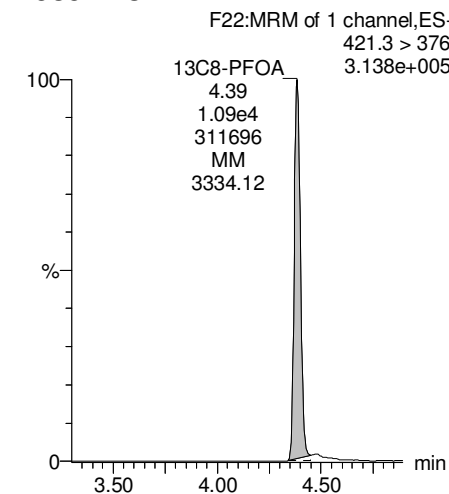
13C2-PFTeDA



13C8-PFOS



13C8-PFOA

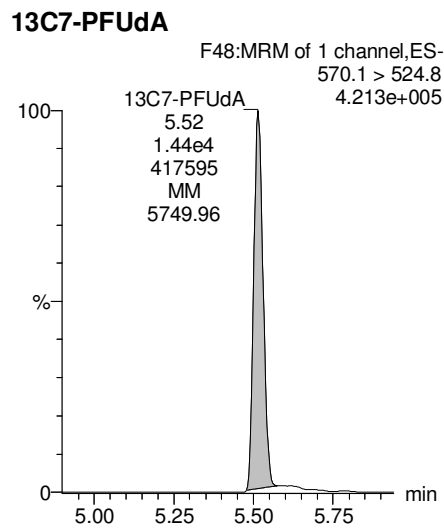
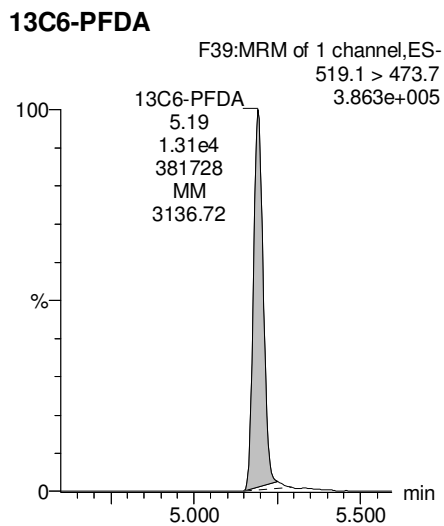
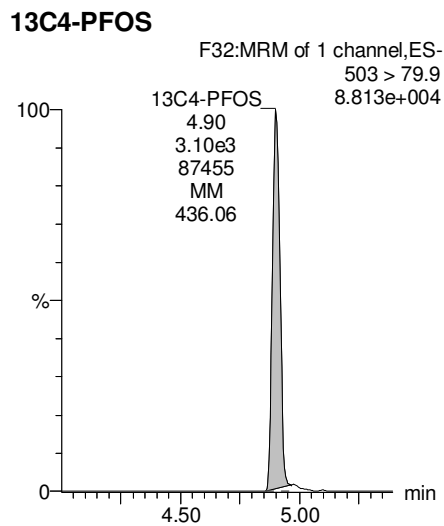
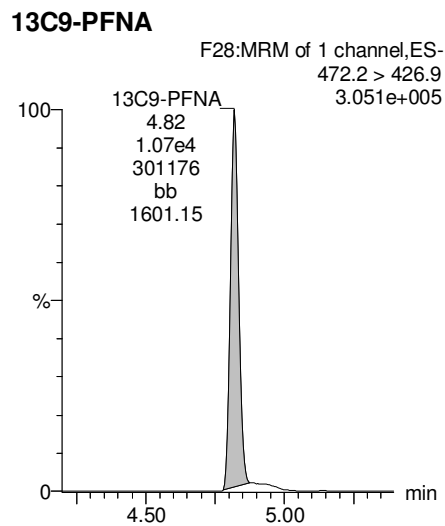
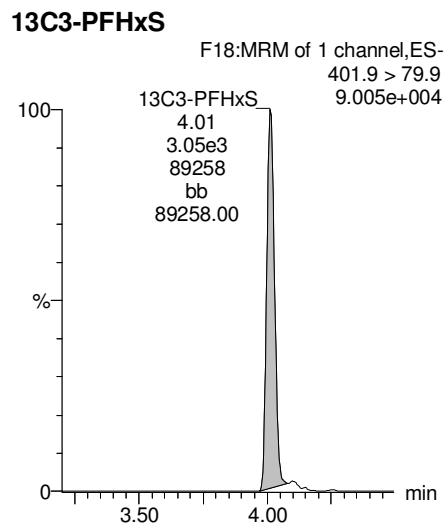


Dataset: Z:\Projects\PFAS.PRO\Results\180227M1\180027M1-79.qld

Last Altered: Thursday, March 01, 2018 16:10:30 Pacific Standard Time

Printed: Thursday, March 01, 2018 16:12:13 Pacific Standard Time

Name: 180227M1_79, Date: 28-Feb-2018, Time: 10:14:10, ID: 1800340-12 WI-AF-MW-605-0218 0.11974, Description: WI-AF-MW-605-0218



Dataset: Z:\Projects\PFAS.PRO\Results\180227M1\180027M1-80.qld

Last Altered: Thursday, March 01, 2018 16:19:31 Pacific Standard Time

Printed: Thursday, March 01, 2018 16:27:45 Pacific Standard Time

Method: Z:\Projects\PFAS.PRO\MethDB\PFAS_FULL_80C_022718.mdb 28 Feb 2018 13:19:45

Calibration: Z:\Projects\PFAS.PRO\CurveDB\C18_VAL-PFAS_Q4_02-27-18-FULL.cdb 28 Feb 2018 11:20:16

Name: 180227M1_80, Date: 28-Feb-2018, Time: 10:25:40, ID: 1800340-13 WI-AF-MW-609-0218 0.11956, Description: WI-AF-MW-609-0218

	# Name	Trace	Area	IS Area	Wt./Vol.	RRF	Pred.RT	RT	y Axis Resp.	Conc.	%Rec
1	3 PFBS	299.0 > 79.7		1.38e3	0.120		2.60				
2	5 PFHxA	313.2 > 268.9		3.22e3	0.120		3.19				
3	7 PFHpA	363.0 > 318.9		7.12e3	0.120		3.81				
4	8 L-PFHxS	398.9 > 79.6	6.11e0	1.14e3	0.120		4.17	4.02	0.0671		
5	11 L-PFOA	413 > 368.7	6.27e1	1.17e4	0.120		4.40	4.39	0.0673		
6	14 PFNA	463.0 > 418.8		8.70e3	0.120		4.76				
7	16 L-PFOS	499 > 79.9		3.00e3	0.120		4.90				
8	18 PFDA	513 > 468.8		9.71e3	0.120		5.14				
9	21 N-MeFOSAA	570.1 > 419		3.67e3	0.120		5.29				
10	22 N-EtFOSAA	584.2 > 419		3.98e3	0.120		5.45				
11	23 PFUdA	563.0 > 518.9		1.04e4	0.120		5.46				

Dataset: Z:\Projects\PFAS.PRO\Results\180227M1\180027M1-80.qld

Last Altered: Thursday, March 01, 2018 16:19:31 Pacific Standard Time

Printed: Thursday, March 01, 2018 16:27:52 Pacific Standard Time

Method: Z:\Projects\PFAS.PRO\MethDB\PFAS_FULL_80C_022718.mdb 28 Feb 2018 13:19:45

Calibration: Z:\Projects\PFAS.PRO\CurveDB\C18_VAL-PFAS_Q4_02-27-18-FULL.cdb 28 Feb 2018 11:20:16

Name: 180227M1_80, Date: 28-Feb-2018, Time: 10:25:40, ID: 1800340-13 WI-AF-MW-609-0218 0.11956, Description: WI-AF-MW-609-0218

#	Name	Trace	Area	IS Area	Wt./Vol.	RRF	Pred.RT	RT	y Axis Resp.	Conc.	%Rec
1	25	PFDa	612.9 > 569.0	7.01e3	0.120		5.74				
2	27	PFTDA	662.9 > 618.9	7.01e3	0.120		5.98				
3	28	PFTeDA	712.9 > 668.8	4.39e3	0.120		6.20				
4	36	13C3-PFBS	302. > 98.8	1.38e3	1.22e4	0.131	2.69	2.76	1.42	90.2761	86.3
5	37	13C2-PFHxA	315 > 269.8	3.22e3	1.22e4	0.740	3.19	3.25	3.30	37.2868	89.2
6	38	13C4-PFHpA	367.2 > 321.8	7.12e3	1.22e4	0.776	3.81	3.86	7.31	78.8112	75.4
7	39	18O2-PFHxS	403.0 > 102.6	1.14e3	2.86e3	0.412	3.96	4.01	4.98	100.9323	96.5
8	40	13C2-PFOA	414.9 > 369.7	1.17e4	9.63e3	1.891	4.33	4.39	15.1	66.8700	64.0
9	41	13C5-PFNA	468.2 > 422.9	8.70e3	1.05e4	0.959	4.76	4.82	10.4	90.4506	86.5
10	42	13C8-PFOSA	506.1 > 77.7	2.24e3	1.48e4	0.308	4.83	4.89	1.89	51.4552	49.2
11	43	13C8-PFOS	507.0 > 79.9	3.00e3	3.51e3	1.096	4.84	4.90	10.7	81.3316	77.8
12	44	13C2-PFDA	515.1 > 469.9	9.71e3	1.24e4	0.926	5.14	5.19	9.83	88.8056	84.9
13	45	d3-N-MeFOSAA	573.3 > 419	3.67e3	1.48e4	0.359	5.29	5.34	3.10	72.4253	69.3
14	46	d5-N-EtFOSAA	589.3 > 419	3.98e3	1.48e4	0.435	5.45	5.50	3.37	64.8689	62.0
15	47	13C2-PFUdA	565 > 519.8	1.04e4	1.48e4	1.138	5.46	5.51	8.84	64.9691	62.1
16	48	13C2-PFDoA	615.0 > 569.7	7.01e3	1.48e4	1.059	5.74	5.80	5.93	46.8587	44.8
17	49	d3-N-MeFOSA	515.2 > 168.9		1.48e4	0.151	5.84				
18	50	13C2-PFTeDA	714.8 > 669.6	4.39e3	1.48e4	0.484	6.20	6.26	3.72	64.2892	61.5
19	51	d5-N-ETFOSA	531.1 > 168.9		1.48e4	0.215	6.22				
20	52	13C2-PFHxDA	815 > 769.7	3.33e3	1.48e4	0.741	6.51	6.59	2.82	31.8374	76.1
21	53	d7-N-MeFOSE	623.1 > 58.9		1.48e4	0.186	6.31				
22	54	d9-N-EtFOSE	639.2 > 58.8		1.48e4	0.159	6.45				
23	55	13C4-PFBA	217. > 171.8	1.06e4	1.06e4	1.000	1.46	1.53	12.5	104.5500	100.0
24	56	13C5-PFHxA	318 > 272.9	1.22e4	1.22e4	1.000	3.19	3.25	12.5	104.5500	100.0
25	57	13C3-PFHxS	401.9 > 79.9	2.86e3	2.86e3	1.000	3.96	4.01	12.5	104.5500	100.0
26	58	13C8-PFOA	421.3 > 376	9.63e3	9.63e3	1.000	4.33	4.38	12.5	104.5500	100.0
27	59	13C9-PFNA	472.2 > 426.9	1.05e4	1.05e4	1.000	4.70	4.82	12.5	104.5500	100.0
28	60	13C4-PFOS	503 > 79.9	3.51e3	3.51e3	1.000	4.84	4.90	12.5	104.5500	100.0
29	61	13C6-PFDA	519.1 > 473.7	1.24e4	1.24e4	1.000	5.14	5.19	12.5	104.5500	100.0
30	62	13C7-PFUdA	570.1 > 524.8	1.48e4	1.48e4	1.000	5.46	5.52	12.5	104.5500	100.0
31	63	Total PFHxS	398.9 > 79.6	6.11e0	1.14e3	0.120	3.85		0.000		
32	64	Total PFOA	413 > 368.7	6.27e1	1.17e4	0.120	4.21		0.000		

Dataset: Z:\Projects\PFAS.PRO\Results\180227M1\180027M1-80.qld

Last Altered: Thursday, March 01, 2018 16:19:31 Pacific Standard Time

Printed: Thursday, March 01, 2018 16:27:52 Pacific Standard Time

Name: 180227M1_80, Date: 28-Feb-2018, Time: 10:25:40, ID: 1800340-13 WI-AF-MW-609-0218 0.11956, Description: WI-AF-MW-609-0218

	# Name	Trace	Area	IS Area	Wt./Vol.	RRF	Pred.RT	RT	y Axis Resp.	Conc.	%Rec
33	65 Total PFOS	499 > 79.9	0.00e0	3.00e3	0.120		4.73		0.000		
34	66 Total N-MeFOSAA	570.1 > 419	0.00e0	3.67e3	0.120		5.29		0.000		
35	67 Total N-EtFOSAA	584.2 > 419	0.00e0	3.98e3	0.120		5.45		0.000		

Dataset: Z:\Projects\PFAS.PRO\Results\180227M1\180027M1-80.qld

Last Altered: Thursday, March 01, 2018 16:19:31 Pacific Standard Time

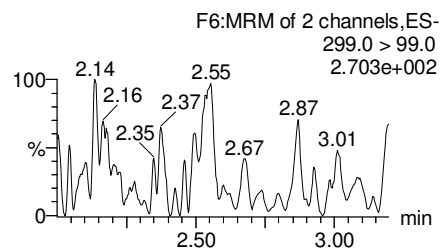
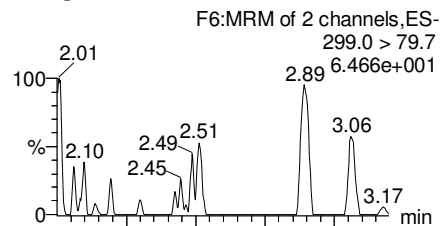
Printed: Thursday, March 01, 2018 16:27:52 Pacific Standard Time

Method: Z:\Projects\PFAS.PRO\MethDB\PFAS_FULL_80C_022718.mdb 28 Feb 2018 13:19:45

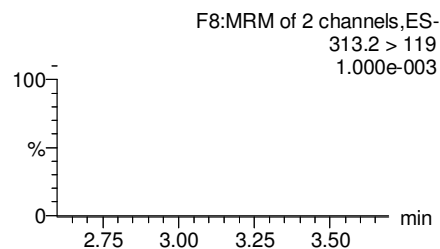
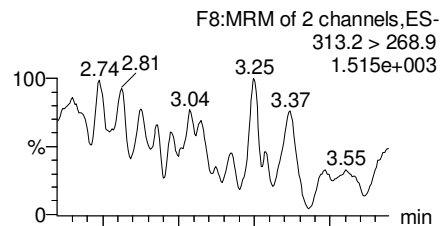
Calibration: Z:\Projects\PFAS.PRO\CurveDB\C18_VAL-PFAS_Q4_02-27-18-FULL.cdb 28 Feb 2018 11:20:16

Name: 180227M1_80, Date: 28-Feb-2018, Time: 10:25:40, ID: 1800340-13 WI-AF-MW-609-0218 0.11956, Description: WI-AF-MW-609-0218

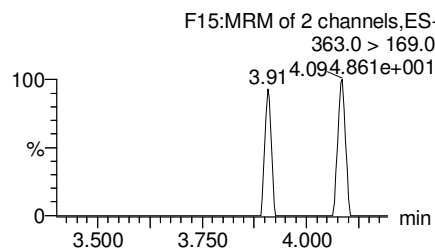
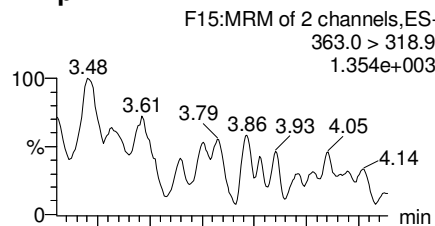
PFBS



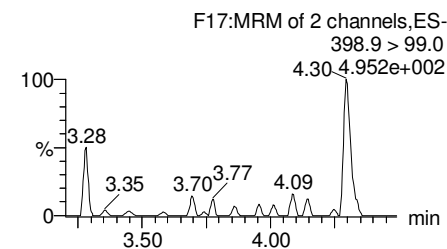
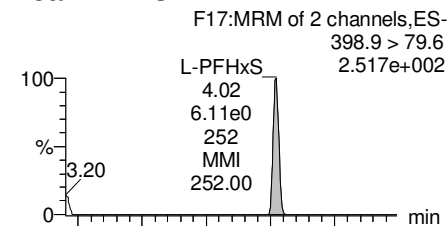
PFHxA



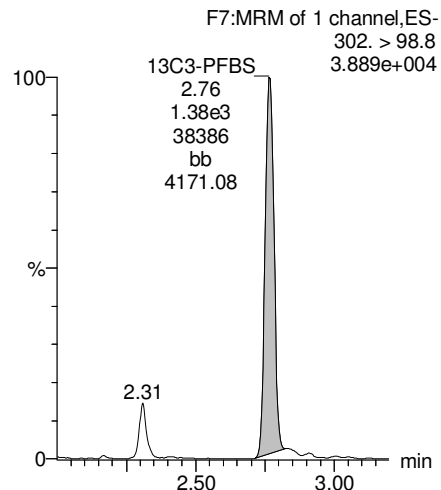
PFHpA



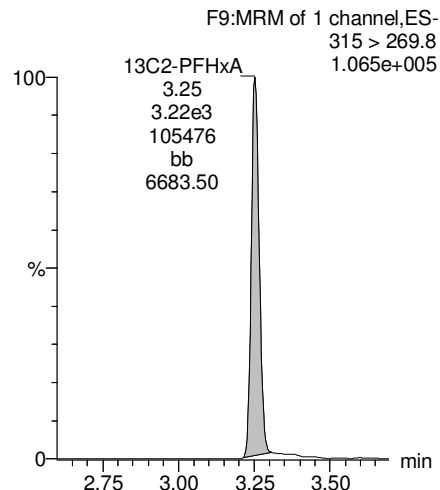
Total PFHxS



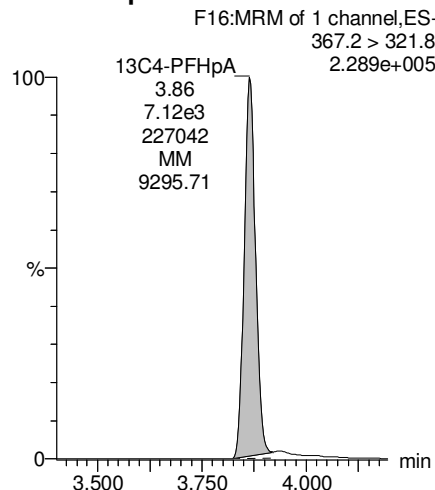
13C3-PFBS



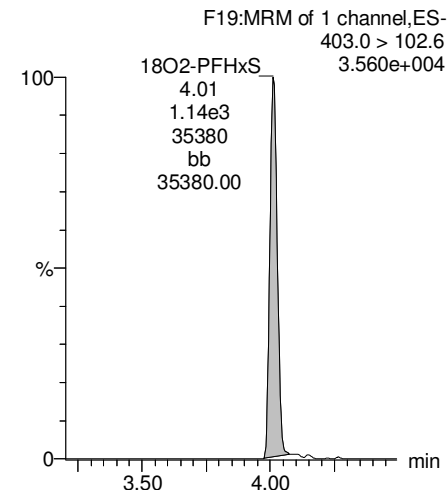
13C2-PFHxA



13C4-PFHpA



18O2-PFHxS



Dataset: Z:\Projects\PFAS.PRO\Results\180227M1\180027M1-80.qld

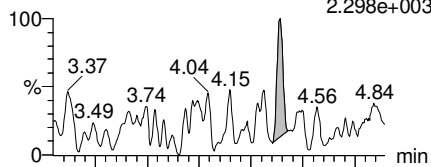
Last Altered: Thursday, March 01, 2018 16:19:31 Pacific Standard Time

Printed: Thursday, March 01, 2018 16:27:52 Pacific Standard Time

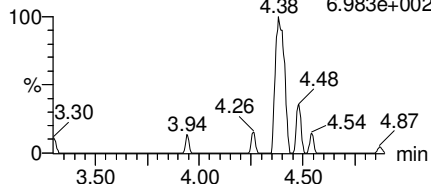
Name: 180227M1_80, Date: 28-Feb-2018, Time: 10:25:40, ID: 1800340-13 WI-AF-MW-609-0218 0.11956, Description: WI-AF-MW-609-0218

Total PFOA

F20:MRM of 2 channels,ES-
413 > 368.7
2.298e+003

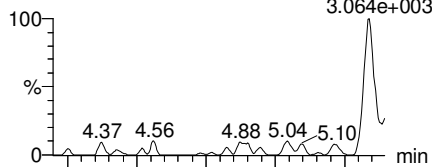


F20:MRM of 2 channels,ES-
413 > 169
6.983e+002




PFNA

F26:MRM of 2 channels,ES-
463.0 > 418.8
3.064e+003

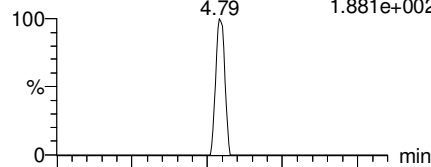


F26:MRM of 2 channels,ES-
463.0 > 219.0
1.000e-003

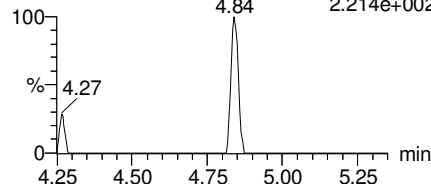


Total PFOS

F31:MRM of 2 channels,ES-
499 > 79.9
1.881e+002

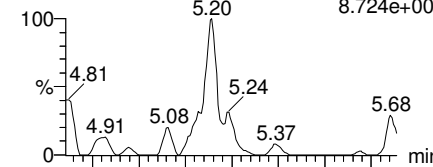


F31:MRM of 2 channels,ES-
499 > 99
2.214e+002

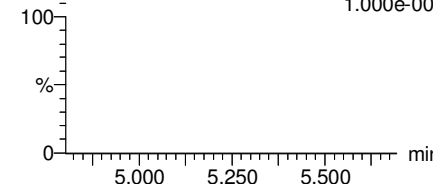


PFDA

F36:MRM of 2 channels,ES-
513 > 468.8
8.724e+002

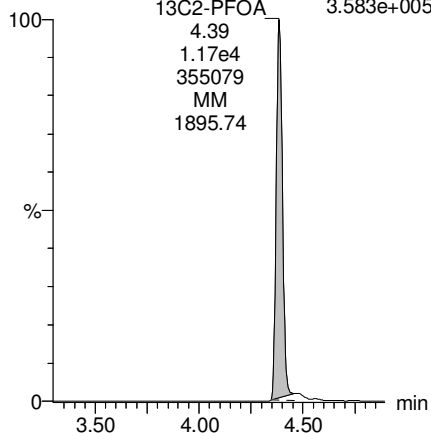


F36:MRM of 2 channels,ES-
513 > 219
1.000e-003



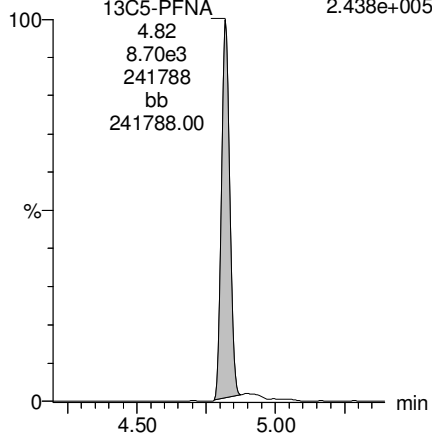
13C2-PFOA

F21:MRM of 1 channel,ES-
414.9 > 369.7
3.583e+005



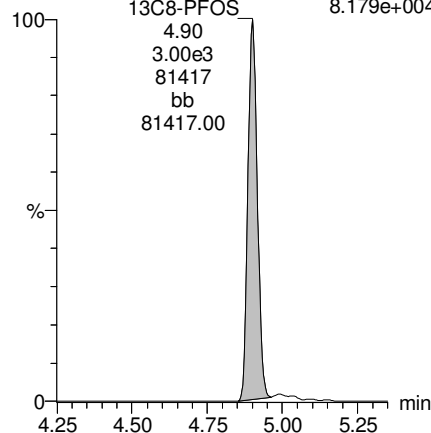
13C5-PFNA

F27:MRM of 1 channel,ES-
468.2 > 422.9
2.438e+005



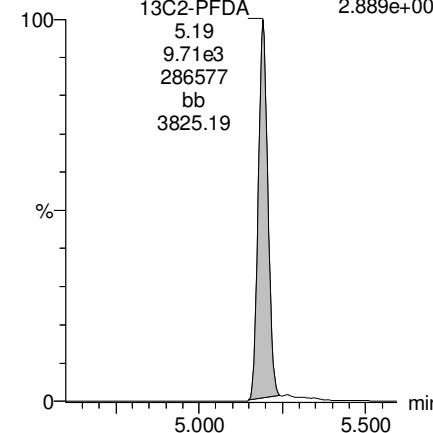
13C8-PFOS

F34:MRM of 1 channel,ES-
507.0 > 79.9
8.179e+004



13C2-PFDA

F37:MRM of 1 channel,ES-
515.1 > 469.9
2.889e+005



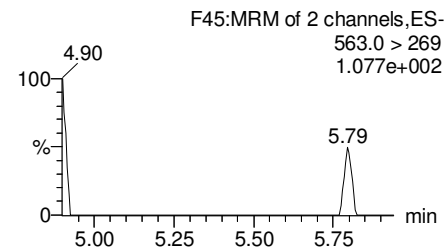
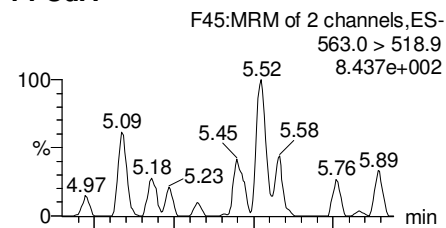
Dataset: Z:\Projects\PFAS.PRO\Results\180227M1\180027M1-80.qld

Last Altered: Thursday, March 01, 2018 16:19:31 Pacific Standard Time

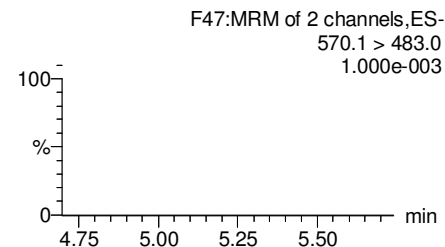
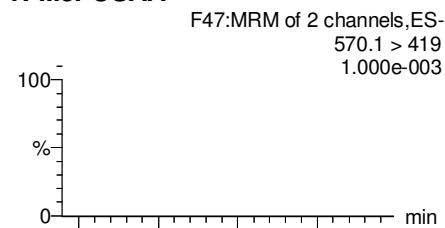
Printed: Thursday, March 01, 2018 16:27:52 Pacific Standard Time

Name: 180227M1_80, Date: 28-Feb-2018, Time: 10:25:40, ID: 1800340-13 WI-AF-MW-609-0218 0.11956, Description: WI-AF-MW-609-0218

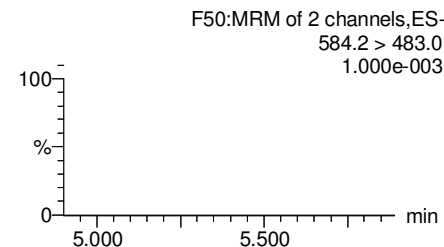
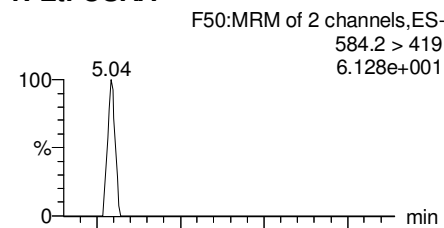
PFUdA



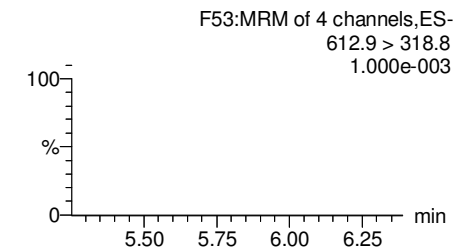
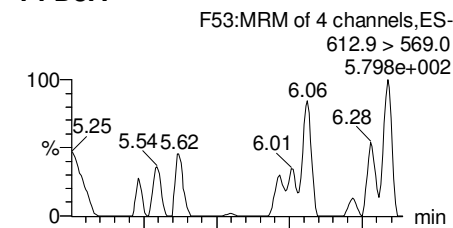
N-MeFOSAA



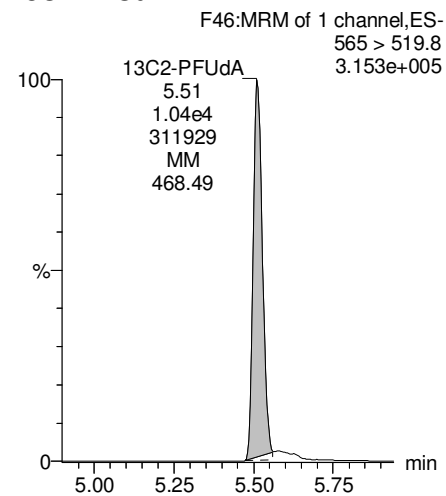
N-EtFOSAA



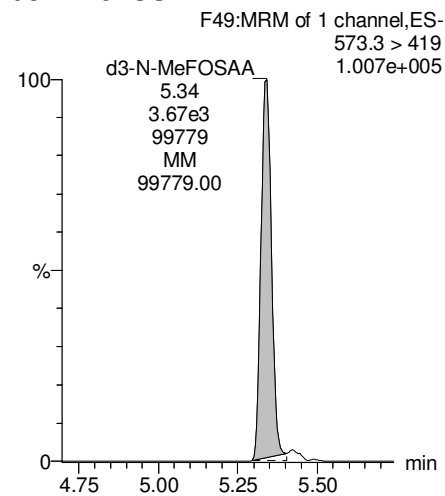
PFDaA



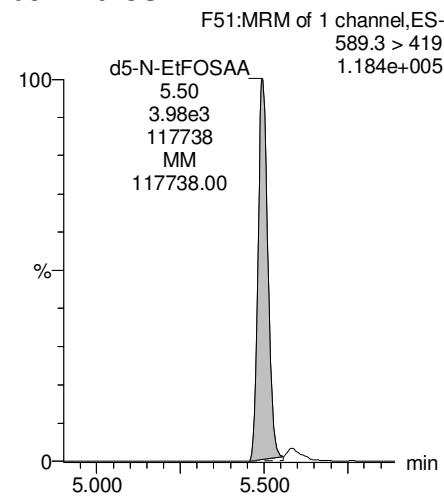
13C2-PFUdA



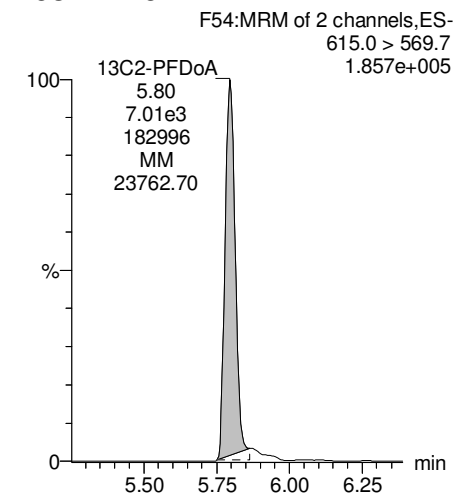
d3-N-MeFOSAA



d5-N-EtFOSAA



13C2-PFDaA



Dataset: Z:\Projects\PFAS.PRO\Results\180227M1\180027M1-80.qld

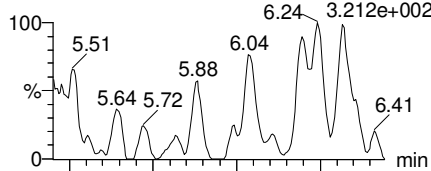
Last Altered: Thursday, March 01, 2018 16:19:31 Pacific Standard Time

Printed: Thursday, March 01, 2018 16:27:52 Pacific Standard Time

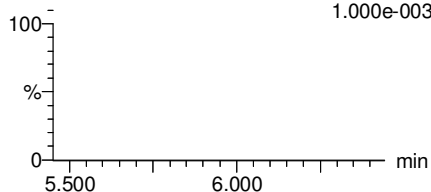
Name: 180227M1_80, Date: 28-Feb-2018, Time: 10:25:40, ID: 1800340-13 WI-AF-MW-609-0218 0.11956, Description: WI-AF-MW-609-0218

PFTrDA

F59:MRM of 2 channels,ES-
662.9 > 618.9
3.212e+002

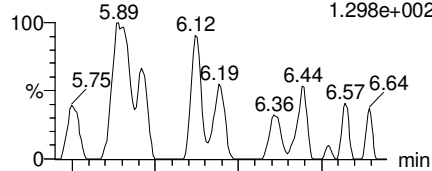


F59:MRM of 2 channels,ES-
662.9 > 319
1.000e-003

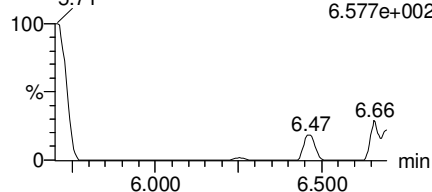


PFTeDA

F60:MRM of 2 channels,ES-
712.9 > 668.8
1.298e+002

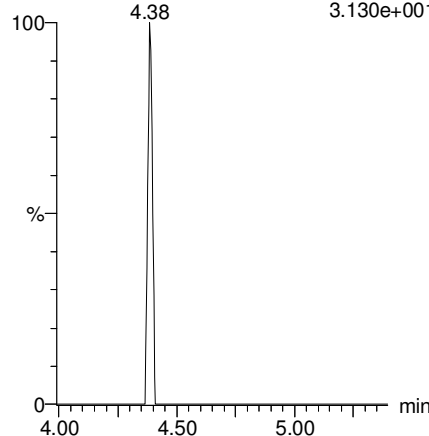


F60:MRM of 2 channels,ES-
712.9 > 369
6.577e+002



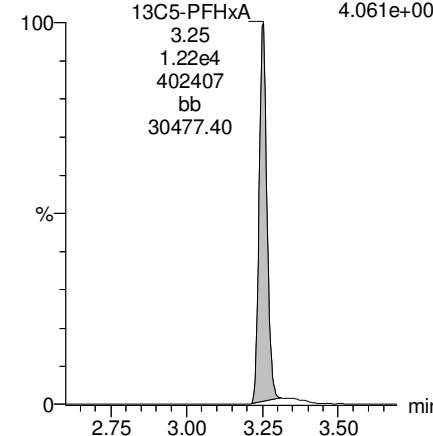
TCDA

F30:MRM of 3 channels,ES-
498.3 > 106.9
3.130e+001



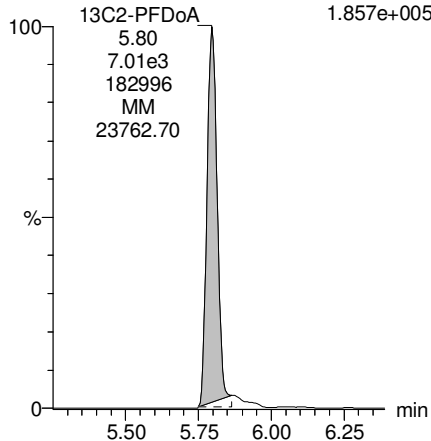
13C5-PFHxA

F10:MRM of 1 channel,ES-
318 > 272.9
4.061e+005



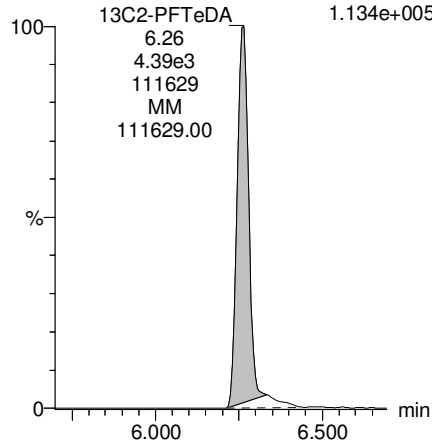
13C2-PFDoA

F54:MRM of 2 channels,ES-
615.0 > 569.7
1.857e+005



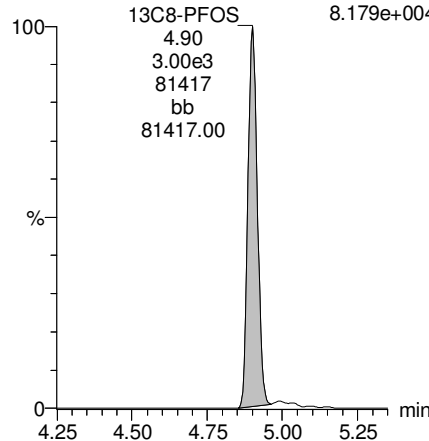
13C2-PFTeDA

F61:MRM of 2 channels,ES-
714.8 > 669.6
1.134e+005



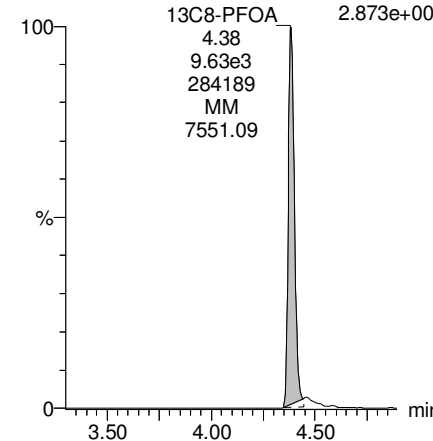
13C8-PFOS

F34:MRM of 1 channel,ES-
507.0 > 79.9
8.179e+004



13C8-PFOA

F22:MRM of 1 channel,ES-
421.3 > 376
2.873e+005



Dataset: Z:\Projects\PFAS.PRO\Results\180227M1\180027M1-80.qld

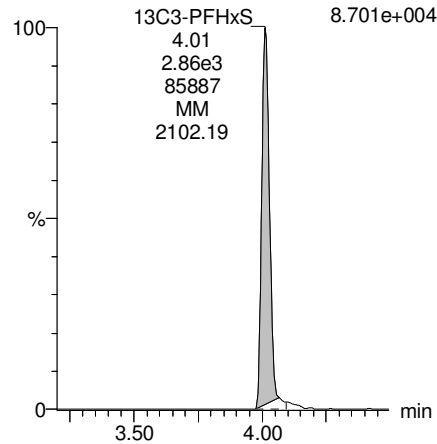
Last Altered: Thursday, March 01, 2018 16:19:31 Pacific Standard Time

Printed: Thursday, March 01, 2018 16:27:52 Pacific Standard Time

Name: 180227M1_80, Date: 28-Feb-2018, Time: 10:25:40, ID: 1800340-13 WI-AF-MW-609-0218 0.11956, Description: WI-AF-MW-609-0218

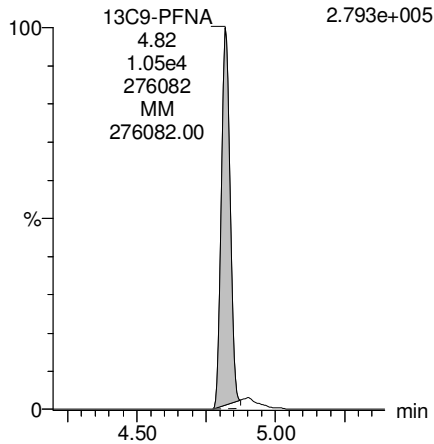
13C3-PFHxS

F18:MRM of 1 channel,ES-
401.9 > 79.9
8.701e+004



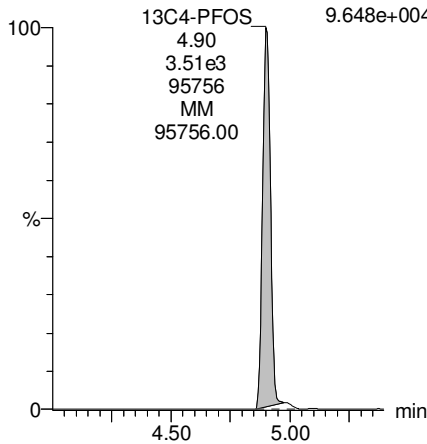
13C9-PFNA

F28:MRM of 1 channel,ES-
472.2 > 426.9
2.793e+005



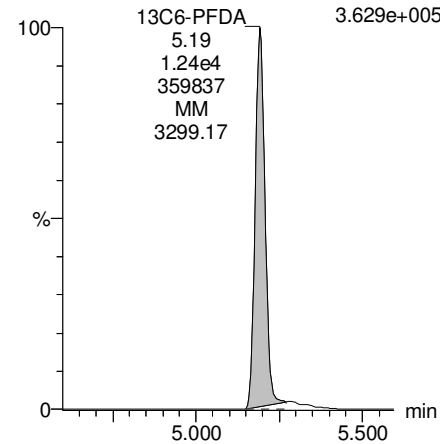
13C4-PFOS

F32:MRM of 1 channel,ES-
503 > 79.9
9.648e+004



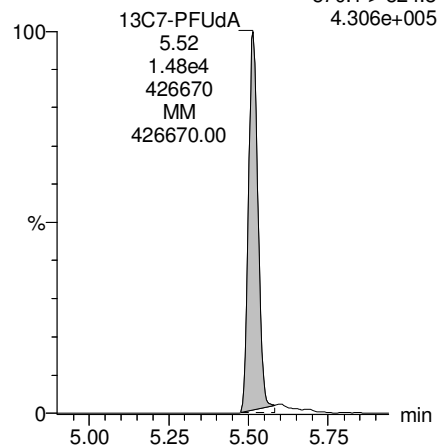
13C6-PFDA

F39:MRM of 1 channel,ES-
519.1 > 473.7
3.629e+005



13C7-PFUDa

F48:MRM of 1 channel,ES-
570.1 > 524.8
4.306e+005



**INJECTION INTERNAL STANDARD (IIS) AREAS,
INSTRUMENT BLANKS (IB)
AND
CONTINUING CALIBRATION VERIFICATIONS (CCV)**

Dataset: Untitled

Last Altered: Wednesday, February 28, 2018 13:37:49 Pacific Standard Time

Printed: Wednesday, February 28, 2018 13:43:06 Pacific Standard Time

Method: F:\Projects\PFAS.PRO\MethDB\PFAS_RS-2-5-18.mdb 06 Feb 2018 10:46:28
Calibration: 28 Feb 2018 13:24:25

Name: 180227M1_7, Date: 27-Feb-2018, Time: 20:28:00, ID: ST180227M1-6 PFC CS3 18B2317, Description: PFC CS3 18B2317

	# Name	ID	Area	%Rec	Area Out
1	1 13C4-PFBA	ST180227M1-6 PFC CS3 18B2317	1.49e4	100.0	NO
2	2 13C5-PFHxA	ST180227M1-6 PFC CS3 18B2317	1.53e4	100.0	NO
3	3 13C3-PFHxS	ST180227M1-6 PFC CS3 18B2317	4.09e3	100.0	NO
4	4 13C8-PFOA	ST180227M1-6 PFC CS3 18B2317	9.95e3	100.0	NO
5	5 13C9-PFNA	ST180227M1-6 PFC CS3 18B2317	1.57e4	100.0	NO
6	6 13C4-PFOS	ST180227M1-6 PFC CS3 18B2317	3.68e3	100.0	NO
7	7 13C6-PFDA	ST180227M1-6 PFC CS3 18B2317	1.41e4	100.0	NO
8	8 13C7-PFUDa	ST180227M1-6 PFC CS3 18B2317	1.63e4	100.0	NO

Name: 180227M1_8, Date: 27-Feb-2018, Time: 20:39:30, ID: ST180227M1-7 PFC CS4 18B2318, Description: PFC CS4 18B2318

	# Name	ID	Area	%Rec	Area Out
1	1 13C4-PFBA	ST180227M1-7 PFC CS4 18B2318	1.50e4	100.6	NO
2	2 13C5-PFHxA	ST180227M1-7 PFC CS4 18B2318	1.61e4	105.6	NO
3	3 13C3-PFHxS	ST180227M1-7 PFC CS4 18B2318	4.18e3	102.1	NO
4	4 13C8-PFOA	ST180227M1-7 PFC CS4 18B2318	1.00e4	100.9	NO
5	5 13C9-PFNA	ST180227M1-7 PFC CS4 18B2318	1.37e4	87.7	NO
6	6 13C4-PFOS	ST180227M1-7 PFC CS4 18B2318	3.64e3	98.9	NO
7	7 13C6-PFDA	ST180227M1-7 PFC CS4 18B2318	1.54e4	108.7	NO
8	8 13C7-PFUDa	ST180227M1-7 PFC CS4 18B2318	1.64e4	100.8	NO

Name: 180227M1_9, Date: 27-Feb-2018, Time: 20:51:00, ID: ST180227M1-8 PFC CS5 18B2319, Description: PFC CS5 18B2319

	# Name	ID	Area	%Rec	Area Out
1	1 13C4-PFBA	ST180227M1-8 PFC CS5 18B2319	1.46e4	97.7	NO
2	2 13C5-PFHxA	ST180227M1-8 PFC CS5 18B2319	1.49e4	97.5	NO
3	3 13C3-PFHxS	ST180227M1-8 PFC CS5 18B2319	3.85e3	94.2	NO
4	4 13C8-PFOA	ST180227M1-8 PFC CS5 18B2319	1.01e4	101.9	NO
5	5 13C9-PFNA	ST180227M1-8 PFC CS5 18B2319	1.48e4	94.8	NO
6	6 13C4-PFOS	ST180227M1-8 PFC CS5 18B2319	4.20e3	114.1	NO
7	7 13C6-PFDA	ST180227M1-8 PFC CS5 18B2319	1.39e4	98.2	NO
8	8 13C7-PFUDa	ST180227M1-8 PFC CS5 18B2319	1.42e4	87.3	NO

Name: 180227M1_10, Date: 27-Feb-2018, Time: 21:02:27, ID: ST180227M1-9 PFC CS6 18B2320, Description: PFC CS6 18B2320

	# Name	ID	Area	%Rec	Area Out
1	1 13C4-PFBA	ST180227M1-9 PFC CS6 18B2320	1.44e4	96.5	NO
2	2 13C5-PFHxA	ST180227M1-9 PFC CS6 18B2320	1.28e4	83.6	NO
3	3 13C3-PFHxS	ST180227M1-9 PFC CS6 18B2320	3.49e3	85.3	NO
4	4 13C8-PFOA	ST180227M1-9 PFC CS6 18B2320	1.03e4	103.7	NO
5	5 13C9-PFNA	ST180227M1-9 PFC CS6 18B2320	1.34e4	85.4	NO
6	6 13C4-PFOS	ST180227M1-9 PFC CS6 18B2320	2.77e3	75.4	NO
7	7 13C6-PFDA	ST180227M1-9 PFC CS6 18B2320	1.24e4	87.6	NO
8	8 13C7-PFUDa	ST180227M1-9 PFC CS6 18B2320	1.38e4	84.8	NO

Dataset: Untitled

Last Altered: Wednesday, February 28, 2018 13:37:49 Pacific Standard Time

Printed: Wednesday, February 28, 2018 13:43:06 Pacific Standard Time

Name: 180227M1_11, Date: 27-Feb-2018, Time: 21:13:56, ID: ST180227M1-10 PFC CS7 18B2321, Description: PFC CS7 18B2321

	# Name	ID	Area	%Rec	Area Out
1	1 13C4-PFBA	ST180227M1-10 PFC CS7 18B2321	1.37e4	91.6	NO
2	2 13C5-PFHxA	ST180227M1-10 PFC CS7 18B2321	1.22e4	80.0	NO
3	3 13C3-PFHxS	ST180227M1-10 PFC CS7 18B2321	3.06e3	74.9	NO
4	4 13C8-PFOA	ST180227M1-10 PFC CS7 18B2321	8.48e3	85.2	NO
5	5 13C9-PFNA	ST180227M1-10 PFC CS7 18B2321	1.23e4	78.7	NO
6	6 13C4-PFOS	ST180227M1-10 PFC CS7 18B2321	3.09e3	84.0	NO
7	7 13C6-PFDA	ST180227M1-10 PFC CS7 18B2321	1.21e4	85.3	NO
8	8 13C7-PFUDa	ST180227M1-10 PFC CS7 18B2321	1.41e4	86.3	NO

Name: 180227M1_12, Date: 27-Feb-2018, Time: 21:25:26, ID: IPA, Description: IPA

	# Name	ID	Area	%Rec	Area Out
1	1 13C4-PFBA	IPA			NO
2	2 13C5-PFHxA	IPA			NO
3	3 13C3-PFHxS	IPA			NO
4	4 13C8-PFOA	IPA			NO
5	5 13C9-PFNA	IPA			NO
6	6 13C4-PFOS	IPA			NO
7	7 13C6-PFDA	IPA			NO
8	8 13C7-PFUDa	IPA			NO

Name: 180227M1_13, Date: 27-Feb-2018, Time: 21:36:56, ID: ICV180227M1-1 PFC ICV 18B2311, Description: PFC ICV 18B2311

	# Name	ID	Area	%Rec	Area Out
1	1 13C4-PFBA	ICV180227M1-1 PFC ICV 18B2311	1.45e4	97.2	NO
2	2 13C5-PFHxA	ICV180227M1-1 PFC ICV 18B2311	1.28e4	84.0	NO
3	3 13C3-PFHxS	ICV180227M1-1 PFC ICV 18B2311	3.55e3	86.9	NO
4	4 13C8-PFOA	ICV180227M1-1 PFC ICV 18B2311	1.12e4	113.0	NO
5	5 13C9-PFNA	ICV180227M1-1 PFC ICV 18B2311	1.29e4	82.7	NO
6	6 13C4-PFOS	ICV180227M1-1 PFC ICV 18B2311	3.58e3	97.2	NO
7	7 13C6-PFDA	ICV180227M1-1 PFC ICV 18B2311	1.32e4	93.6	NO
8	8 13C7-PFUDa	ICV180227M1-1 PFC ICV 18B2311	1.52e4	93.0	NO

Name: 180227M1_14, Date: 27-Feb-2018, Time: 21:48:26, ID: IPA, Description: IPA

	# Name	ID	Area	%Rec	Area Out
1	1 13C4-PFBA	IPA			NO
2	2 13C5-PFHxA	IPA			NO
3	3 13C3-PFHxS	IPA			NO
4	4 13C8-PFOA	IPA			NO
5	5 13C9-PFNA	IPA			NO
6	6 13C4-PFOS	IPA			NO
7	7 13C6-PFDA	IPA			NO
8	8 13C7-PFUDa	IPA	5.37e0	0.0	YES

Dataset: Untitled

Last Altered: Wednesday, February 28, 2018 13:37:49 Pacific Standard Time

Printed: Wednesday, February 28, 2018 13:43:06 Pacific Standard Time

Name: 180227M1_15, Date: 27-Feb-2018, Time: 21:59:52, ID: 1800170-01@5X MBR Grab 0.02037, Description: MBR Grab

#	Name	ID	Area	%Rec	Area Out
1	1 13C4-PFBA	1800170-01@5X MBR Grab 0.02037	1.94e3	13.0	YES
2	2 13C5-PFHxA	1800170-01@5X MBR Grab 0.02037	2.22e3	14.5	YES
3	3 13C3-PFHxS	1800170-01@5X MBR Grab 0.02037	5.90e2	14.4	YES
4	4 13C8-PFOA	1800170-01@5X MBR Grab 0.02037	1.68e3	16.9	YES
5	5 13C9-PFNA	1800170-01@5X MBR Grab 0.02037	2.00e3	12.8	YES
6	6 13C4-PFOS	1800170-01@5X MBR Grab 0.02037	5.79e2	15.7	YES
7	7 13C6-PFDA	1800170-01@5X MBR Grab 0.02037	1.98e3	14.0	YES
8	8 13C7-PFUDa	1800170-01@5X MBR Grab 0.02037	2.11e3	13.0	YES

Name: 180227M1_16, Date: 27-Feb-2018, Time: 22:11:23, ID: 1800170-02@20x TANK 3 Comp 0.02084, Description: TANK 3 Comp

#	Name	ID	Area	%Rec	Area Out
1	1 13C4-PFBA	1800170-02@20x TANK 3 Comp 0.02084	5.25e2	3.5	YES
2	2 13C5-PFHxA	1800170-02@20x TANK 3 Comp 0.02084	5.68e2	3.7	YES
3	3 13C3-PFHxS	1800170-02@20x TANK 3 Comp 0.02084	1.31e2	3.2	YES
4	4 13C8-PFOA	1800170-02@20x TANK 3 Comp 0.02084	4.20e2	4.2	YES
5	5 13C9-PFNA	1800170-02@20x TANK 3 Comp 0.02084	4.36e2	2.8	YES
6	6 13C4-PFOS	1800170-02@20x TANK 3 Comp 0.02084	1.61e2	4.4	YES
7	7 13C6-PFDA	1800170-02@20x TANK 3 Comp 0.02084	5.94e2	4.2	YES
8	8 13C7-PFUDa	1800170-02@20x TANK 3 Comp 0.02084	6.59e2	4.0	YES

Name: 180227M1_17, Date: 27-Feb-2018, Time: 22:22:52, ID: B8B0010-BS1 OPR 0.25, Description: OPR

#	Name	ID	Area	%Rec	Area Out
1	1 13C4-PFBA	B8B0010-BS1 OPR 0.25	1.22e4	81.4	NO
2	2 13C5-PFHxA	B8B0010-BS1 OPR 0.25	1.37e4	89.6	NO
3	3 13C3-PFHxS	B8B0010-BS1 OPR 0.25	2.91e3	71.1	NO
4	4 13C8-PFOA	B8B0010-BS1 OPR 0.25	9.71e3	97.6	NO
5	5 13C9-PFNA	B8B0010-BS1 OPR 0.25	9.75e3	62.3	NO
6	6 13C4-PFOS	B8B0010-BS1 OPR 0.25	1.88e3	51.1	NO
7	7 13C6-PFDA	B8B0010-BS1 OPR 0.25	5.54e3	39.1	YES
8	8 13C7-PFUDa	B8B0010-BS1 OPR 0.25	1.44e3	8.8	YES

Name: 180227M1_18, Date: 27-Feb-2018, Time: 22:34:19, ID: B8B0010-MSD1 Matrix Spike Dup 0.11689, Description: Matrix Spike Dup

#	Name	ID	Area	%Rec	Area Out
1	1 13C4-PFBA	B8B0010-MSD1 Matrix Spike Dup 0.116...	1.17e4	78.2	NO
2	2 13C5-PFHxA	B8B0010-MSD1 Matrix Spike Dup 0.116...	1.28e4	83.7	NO
3	3 13C3-PFHxS	B8B0010-MSD1 Matrix Spike Dup 0.116...	3.29e3	80.4	NO
4	4 13C8-PFOA	B8B0010-MSD1 Matrix Spike Dup 0.116...	1.00e4	100.6	NO
5	5 13C9-PFNA	B8B0010-MSD1 Matrix Spike Dup 0.116...	1.11e4	70.9	NO
6	6 13C4-PFOS	B8B0010-MSD1 Matrix Spike Dup 0.116...	1.73e3	46.9	YES
7	7 13C6-PFDA	B8B0010-MSD1 Matrix Spike Dup 0.116...	7.28e3	51.4	NO
8	8 13C7-PFUDa	B8B0010-MSD1 Matrix Spike Dup 0.116...	2.25e3	13.8	YES

Dataset: Untitled

Last Altered: Wednesday, February 28, 2018 13:37:49 Pacific Standard Time

Printed: Wednesday, February 28, 2018 13:43:06 Pacific Standard Time

Name: 180227M1_19, Date: 27-Feb-2018, Time: 22:45:46, ID: B8B0010-MS1 Matrix Spike 0.11755, Description: Matrix Spike

	# Name	ID	Area	%Rec	Area Out
1	1 13C4-PFBA	B8B0010-MS1 Matrix Spike 0.11755	1.27e4	84.8	NO
2	2 13C5-PFHxA	B8B0010-MS1 Matrix Spike 0.11755	1.36e4	88.9	NO
3	3 13C3-PFHxS	B8B0010-MS1 Matrix Spike 0.11755	3.70e3	90.4	NO
4	4 13C8-PFOA	B8B0010-MS1 Matrix Spike 0.11755	1.00e4	100.8	NO
5	5 13C9-PFNA	B8B0010-MS1 Matrix Spike 0.11755	1.18e4	75.4	NO
6	6 13C4-PFOS	B8B0010-MS1 Matrix Spike 0.11755	2.27e3	61.8	NO
7	7 13C6-PFDA	B8B0010-MS1 Matrix Spike 0.11755	6.71e3	47.4	YES
8	8 13C7-PFUDa	B8B0010-MS1 Matrix Spike 0.11755	1.40e3	8.6	YES

Name: 180227M1_20, Date: 27-Feb-2018, Time: 22:57:13, ID: B8B0096-BS1 OPR 0.125, Description: OPR

	# Name	ID	Area	%Rec	Area Out
1	1 13C4-PFBA	B8B0096-BS1 OPR 0.125	8.93e3	59.8	NO
2	2 13C5-PFHxA	B8B0096-BS1 OPR 0.125	9.64e3	63.0	NO
3	3 13C3-PFHxS	B8B0096-BS1 OPR 0.125	2.68e3	65.5	NO
4	4 13C8-PFOA	B8B0096-BS1 OPR 0.125	7.70e3	77.4	NO
5	5 13C9-PFNA	B8B0096-BS1 OPR 0.125	8.91e3	56.9	NO
6	6 13C4-PFOS	B8B0096-BS1 OPR 0.125	2.64e3	71.8	NO
7	7 13C6-PFDA	B8B0096-BS1 OPR 0.125	1.25e4	88.0	NO
8	8 13C7-PFUDa	B8B0096-BS1 OPR 0.125	1.30e4	79.5	NO

Name: 180227M1_21, Date: 27-Feb-2018, Time: 23:08:40, ID: B8B0096-BLK1 Method Blank 0.125, Description: Method Blank

	# Name	ID	Area	%Rec	Area Out
1	1 13C4-PFBA	B8B0096-BLK1 Method Blank 0.125	9.88e3	66.1	NO
2	2 13C5-PFHxA	B8B0096-BLK1 Method Blank 0.125	1.01e4	66.0	NO
3	3 13C3-PFHxS	B8B0096-BLK1 Method Blank 0.125	3.19e3	78.0	NO
4	4 13C8-PFOA	B8B0096-BLK1 Method Blank 0.125	8.36e3	84.0	NO
5	5 13C9-PFNA	B8B0096-BLK1 Method Blank 0.125	1.00e4	63.9	NO
6	6 13C4-PFOS	B8B0096-BLK1 Method Blank 0.125	3.12e3	84.8	NO
7	7 13C6-PFDA	B8B0096-BLK1 Method Blank 0.125	1.19e4	84.4	NO
8	8 13C7-PFUDa	B8B0096-BLK1 Method Blank 0.125	1.37e4	83.8	NO

Name: 180227M1_22, Date: 27-Feb-2018, Time: 23:20:09, ID: B8B0096-MS1 Matrix Spike 0.11568, Description: Matrix Spike

	# Name	ID	Area	%Rec	Area Out
1	1 13C4-PFBA	B8B0096-MS1 Matrix Spike 0.11568	6.38e3	42.7	YES
2	2 13C5-PFHxA	B8B0096-MS1 Matrix Spike 0.11568	6.79e3	44.4	YES
3	3 13C3-PFHxS	B8B0096-MS1 Matrix Spike 0.11568	2.50e3	61.1	NO
4	4 13C8-PFOA	B8B0096-MS1 Matrix Spike 0.11568	5.44e3	54.7	NO
5	5 13C9-PFNA	B8B0096-MS1 Matrix Spike 0.11568	6.88e3	43.9	YES
6	6 13C4-PFOS	B8B0096-MS1 Matrix Spike 0.11568	3.03e3	82.3	NO
7	7 13C6-PFDA	B8B0096-MS1 Matrix Spike 0.11568	1.02e4	72.3	NO
8	8 13C7-PFUDa	B8B0096-MS1 Matrix Spike 0.11568	1.14e4	69.9	NO

Dataset: Untitled

Last Altered: Wednesday, February 28, 2018 13:37:49 Pacific Standard Time

Printed: Wednesday, February 28, 2018 13:43:06 Pacific Standard Time

Name: 180227M1_23, Date: 27-Feb-2018, Time: 23:31:38, ID: B8B0096-MSD1 Matrix Spike Dup 0.1188, Description: Matrix Spike Dup

	# Name	ID	Area	%Rec	Area Out
1	1 13C4-PFBA	B8B0096-MSD1 Matrix Spike Dup 0.1188	5.64e3	37.7	YES
2	2 13C5-PFHxA	B8B0096-MSD1 Matrix Spike Dup 0.1188	6.49e3	42.4	YES
3	3 13C3-PFHxS	B8B0096-MSD1 Matrix Spike Dup 0.1188	2.86e3	69.9	NO
4	4 13C8-PFOA	B8B0096-MSD1 Matrix Spike Dup 0.1188	4.66e3	46.8	YES
5	5 13C9-PFNA	B8B0096-MSD1 Matrix Spike Dup 0.1188	7.05e3	45.1	YES
6	6 13C4-PFOS	B8B0096-MSD1 Matrix Spike Dup 0.1188	2.65e3	72.1	NO
7	7 13C6-PFDA	B8B0096-MSD1 Matrix Spike Dup 0.1188	7.22e3	51.0	NO
8	8 13C7-PFUdA	B8B0096-MSD1 Matrix Spike Dup 0.1188	9.27e3	56.9	NO

Name: 180227M1_24, Date: 27-Feb-2018, Time: 23:43:09, ID: 1800298-01 REEPDW155 0.11708, Description: REEPDW155

	# Name	ID	Area	%Rec	Area Out
1	1 13C4-PFBA	1800298-01 REEPDW155 0.11708	7.36e3	49.3	YES
2	2 13C5-PFHxA	1800298-01 REEPDW155 0.11708	8.83e3	57.7	NO
3	3 13C3-PFHxS	1800298-01 REEPDW155 0.11708	3.24e3	79.1	NO
4	4 13C8-PFOA	1800298-01 REEPDW155 0.11708	7.49e3	75.3	NO
5	5 13C9-PFNA	1800298-01 REEPDW155 0.11708	9.60e3	61.3	NO
6	6 13C4-PFOS	1800298-01 REEPDW155 0.11708	2.80e3	76.1	NO
7	7 13C6-PFDA	1800298-01 REEPDW155 0.11708	1.04e4	73.7	NO
8	8 13C7-PFUdA	1800298-01 REEPDW155 0.11708	1.29e4	79.2	NO

Name: 180227M1_25, Date: 27-Feb-2018, Time: 23:54:38, ID: 1800298-02 REEPDW156 0.11596, Description: REEPDW156

	# Name	ID	Area	%Rec	Area Out
1	1 13C4-PFBA	1800298-02 REEPDW156 0.11596	7.11e3	47.6	YES
2	2 13C5-PFHxA	1800298-02 REEPDW156 0.11596	7.40e3	48.4	YES
3	3 13C3-PFHxS	1800298-02 REEPDW156 0.11596	3.03e3	74.1	NO
4	4 13C8-PFOA	1800298-02 REEPDW156 0.11596	7.37e3	74.1	NO
5	5 13C9-PFNA	1800298-02 REEPDW156 0.11596	7.30e3	46.6	YES
6	6 13C4-PFOS	1800298-02 REEPDW156 0.11596	2.60e3	70.6	NO
7	7 13C6-PFDA	1800298-02 REEPDW156 0.11596	1.04e4	73.8	NO
8	8 13C7-PFUdA	1800298-02 REEPDW156 0.11596	1.08e4	66.1	NO

Name: 180227M1_26, Date: 28-Feb-2018, Time: 00:06:08, ID: 1800298-03 REEPDW157 0.12015, Description: REEPDW157

	# Name	ID	Area	%Rec	Area Out
1	1 13C4-PFBA	1800298-03 REEPDW157 0.12015	5.54e3	37.1	YES
2	2 13C5-PFHxA	1800298-03 REEPDW157 0.12015	6.67e3	43.6	YES
3	3 13C3-PFHxS	1800298-03 REEPDW157 0.12015	2.79e3	68.1	NO
4	4 13C8-PFOA	1800298-03 REEPDW157 0.12015	6.31e3	63.4	NO
5	5 13C9-PFNA	1800298-03 REEPDW157 0.12015	7.84e3	50.1	NO
6	6 13C4-PFOS	1800298-03 REEPDW157 0.12015	2.69e3	73.1	NO
7	7 13C6-PFDA	1800298-03 REEPDW157 0.12015	8.63e3	61.0	NO
8	8 13C7-PFUdA	1800298-03 REEPDW157 0.12015	1.16e4	71.2	NO

Dataset: Untitled

Last Altered: Wednesday, February 28, 2018 13:37:49 Pacific Standard Time

Printed: Wednesday, February 28, 2018 13:43:06 Pacific Standard Time

Name: 180227M1_27, Date: 28-Feb-2018, Time: 00:17:39, ID: 1800298-04 REEPDW158 0.1178, Description: REEPDW158

	# Name	ID	Area	%Rec	Area Out
1	1 13C4-PFBA	1800298-04 REEPDW158 0.1178	6.08e3	40.7	YES
2	2 13C5-PFHxA	1800298-04 REEPDW158 0.1178	6.71e3	43.9	YES
3	3 13C3-PFHxS	1800298-04 REEPDW158 0.1178	2.82e3	69.0	NO
4	4 13C8-PFOA	1800298-04 REEPDW158 0.1178	5.84e3	58.6	NO
5	5 13C9-PFNA	1800298-04 REEPDW158 0.1178	5.76e3	36.8	YES
6	6 13C4-PFOS	1800298-04 REEPDW158 0.1178	2.70e3	73.5	NO
7	7 13C6-PFDA	1800298-04 REEPDW158 0.1178	8.37e3	59.1	NO
8	8 13C7-PFUDa	1800298-04 REEPDW158 0.1178	1.04e4	63.8	NO

Name: 180227M1_28, Date: 28-Feb-2018, Time: 00:29:05, ID: 1800298-05 REEPDW159 0.11737, Description: REEPDW159

	# Name	ID	Area	%Rec	Area Out
1	1 13C4-PFBA	1800298-05 REEPDW159 0.11737	6.59e3	44.1	YES
2	2 13C5-PFHxA	1800298-05 REEPDW159 0.11737	7.46e3	48.8	YES
3	3 13C3-PFHxS	1800298-05 REEPDW159 0.11737	2.75e3	67.3	NO
4	4 13C8-PFOA	1800298-05 REEPDW159 0.11737	6.58e3	66.2	NO
5	5 13C9-PFNA	1800298-05 REEPDW159 0.11737	7.99e3	51.1	NO
6	6 13C4-PFOS	1800298-05 REEPDW159 0.11737	3.11e3	84.7	NO
7	7 13C6-PFDA	1800298-05 REEPDW159 0.11737	1.04e4	73.8	NO
8	8 13C7-PFUDa	1800298-05 REEPDW159 0.11737	9.50e3	58.2	NO

Name: 180227M1_29, Date: 28-Feb-2018, Time: 00:40:35, ID: 1800299-01 REEPDW155FRB 0.11474, Description: REEPDW155FRB

	# Name	ID	Area	%Rec	Area Out
1	1 13C4-PFBA	1800299-01 REEPDW155FRB 0.11474	1.02e4	68.0	NO
2	2 13C5-PFHxA	1800299-01 REEPDW155FRB 0.11474	1.20e4	78.7	NO
3	3 13C3-PFHxS	1800299-01 REEPDW155FRB 0.11474	3.15e3	77.0	NO
4	4 13C8-PFOA	1800299-01 REEPDW155FRB 0.11474	9.71e3	97.6	NO
5	5 13C9-PFNA	1800299-01 REEPDW155FRB 0.11474	1.21e4	77.5	NO
6	6 13C4-PFOS	1800299-01 REEPDW155FRB 0.11474	3.03e3	82.4	NO
7	7 13C6-PFDA	1800299-01 REEPDW155FRB 0.11474	1.26e4	88.8	NO
8	8 13C7-PFUDa	1800299-01 REEPDW155FRB 0.11474	1.56e4	95.6	NO

Name: 180227M1_30, Date: 28-Feb-2018, Time: 00:52:05, ID: 1800299-02 REEPDW156FRB 0.1178, Description: REEPDW156FRB

	# Name	ID	Area	%Rec	Area Out
1	1 13C4-PFBA	1800299-02 REEPDW156FRB 0.1178	8.90e3	59.6	NO
2	2 13C5-PFHxA	1800299-02 REEPDW156FRB 0.1178	9.92e3	64.9	NO
3	3 13C3-PFHxS	1800299-02 REEPDW156FRB 0.1178	2.91e3	71.2	NO
4	4 13C8-PFOA	1800299-02 REEPDW156FRB 0.1178	9.26e3	93.0	NO
5	5 13C9-PFNA	1800299-02 REEPDW156FRB 0.1178	9.99e3	63.8	NO
6	6 13C4-PFOS	1800299-02 REEPDW156FRB 0.1178	2.67e3	72.5	NO
7	7 13C6-PFDA	1800299-02 REEPDW156FRB 0.1178	1.04e4	73.8	NO
8	8 13C7-PFUDa	1800299-02 REEPDW156FRB 0.1178	1.44e4	88.4	NO

Dataset: Untitled

Last Altered: Wednesday, February 28, 2018 13:37:49 Pacific Standard Time

Printed: Wednesday, February 28, 2018 13:43:06 Pacific Standard Time

Name: 180227M1_31, Date: 28-Feb-2018, Time: 01:03:32, ID: 1800299-03 REEPDW157FRB 0.11643, Description: REEPDW157FRB

	# Name	ID	Area	%Rec	Area Out
1	1 13C4-PFBA	1800299-03 REEPDW157FRB 0.11643	8.35e3	55.9	NO
2	2 13C5-PFHxA	1800299-03 REEPDW157FRB 0.11643	9.66e3	63.2	NO
3	3 13C3-PFHxS	1800299-03 REEPDW157FRB 0.11643	2.59e3	63.3	NO
4	4 13C8-PFOA	1800299-03 REEPDW157FRB 0.11643	6.87e3	69.0	NO
5	5 13C9-PFNA	1800299-03 REEPDW157FRB 0.11643	1.01e4	64.6	NO
6	6 13C4-PFOS	1800299-03 REEPDW157FRB 0.11643	2.29e3	62.3	NO
7	7 13C6-PFDA	1800299-03 REEPDW157FRB 0.11643	1.22e4	86.0	NO
8	8 13C7-PFUDa	1800299-03 REEPDW157FRB 0.11643	1.24e4	75.8	NO

Name: 180227M1_32, Date: 28-Feb-2018, Time: 01:14:59, ID: 1800299-04 REEPDW158FRB 0.11892, Description: REEPDW158FRB

	# Name	ID	Area	%Rec	Area Out
1	1 13C4-PFBA	1800299-04 REEPDW158FRB 0.11892	7.65e3	51.2	NO
2	2 13C5-PFHxA	1800299-04 REEPDW158FRB 0.11892	8.75e3	57.2	NO
3	3 13C3-PFHxS	1800299-04 REEPDW158FRB 0.11892	2.67e3	65.2	NO
4	4 13C8-PFOA	1800299-04 REEPDW158FRB 0.11892	8.33e3	83.7	NO
5	5 13C9-PFNA	1800299-04 REEPDW158FRB 0.11892	8.75e3	55.9	NO
6	6 13C4-PFOS	1800299-04 REEPDW158FRB 0.11892	2.50e3	67.9	NO
7	7 13C6-PFDA	1800299-04 REEPDW158FRB 0.11892	1.20e4	84.8	NO
8	8 13C7-PFUDa	1800299-04 REEPDW158FRB 0.11892	1.24e4	76.0	NO

Name: 180227M1_33, Date: 28-Feb-2018, Time: 01:26:25, ID: 1800299-05 REEPDW159FRB 0.11693, Description: REEPDW159FRB

	# Name	ID	Area	%Rec	Area Out
1	1 13C4-PFBA	1800299-05 REEPDW159FRB 0.11693	8.22e3	55.0	NO
2	2 13C5-PFHxA	1800299-05 REEPDW159FRB 0.11693	9.33e3	61.0	NO
3	3 13C3-PFHxS	1800299-05 REEPDW159FRB 0.11693	2.79e3	68.2	NO
4	4 13C8-PFOA	1800299-05 REEPDW159FRB 0.11693	8.69e3	87.3	NO
5	5 13C9-PFNA	1800299-05 REEPDW159FRB 0.11693	7.89e3	50.4	NO
6	6 13C4-PFOS	1800299-05 REEPDW159FRB 0.11693	2.86e3	77.7	NO
7	7 13C6-PFDA	1800299-05 REEPDW159FRB 0.11693	9.47e3	66.9	NO
8	8 13C7-PFUDa	1800299-05 REEPDW159FRB 0.11693	1.43e4	87.8	NO

Name: 180227M1_34, Date: 28-Feb-2018, Time: 01:37:52, ID: 1800301-01 REEPDW160 0.11595, Description: REEPDW160

	# Name	ID	Area	%Rec	Area Out
1	1 13C4-PFBA	1800301-01 REEPDW160 0.11595	8.06e3	54.0	NO
2	2 13C5-PFHxA	1800301-01 REEPDW160 0.11595	8.77e3	57.3	NO
3	3 13C3-PFHxS	1800301-01 REEPDW160 0.11595	3.09e3	75.5	NO
4	4 13C8-PFOA	1800301-01 REEPDW160 0.11595	7.81e3	78.4	NO
5	5 13C9-PFNA	1800301-01 REEPDW160 0.11595	9.30e3	59.4	NO
6	6 13C4-PFOS	1800301-01 REEPDW160 0.11595	3.48e3	94.7	NO
7	7 13C6-PFDA	1800301-01 REEPDW160 0.11595	1.23e4	87.1	NO
8	8 13C7-PFUDa	1800301-01 REEPDW160 0.11595	1.20e4	73.4	NO

Dataset: Untitled

Last Altered: Wednesday, February 28, 2018 13:37:49 Pacific Standard Time

Printed: Wednesday, February 28, 2018 13:43:06 Pacific Standard Time

Name: 180227M1_35, Date: 28-Feb-2018, Time: 01:49:19, ID: 1800301-02 REEPDW515 0.11695, Description: REEPDW515

	# Name	ID	Area	%Rec	Area Out
1	1 13C4-PFBA	1800301-02 REEPDW515 0.11695	8.00e3	53.5	NO
2	2 13C5-PFHxA	1800301-02 REEPDW515 0.11695	8.28e3	54.1	NO
3	3 13C3-PFHxS	1800301-02 REEPDW515 0.11695	3.00e3	73.3	NO
4	4 13C8-PFOA	1800301-02 REEPDW515 0.11695	7.95e3	79.8	NO
5	5 13C9-PFNA	1800301-02 REEPDW515 0.11695	8.60e3	54.9	NO
6	6 13C4-PFOS	1800301-02 REEPDW515 0.11695	2.48e3	67.4	NO
7	7 13C6-PFDA	1800301-02 REEPDW515 0.11695	9.66e3	68.3	NO
8	8 13C7-PFUDa	1800301-02 REEPDW515 0.11695	1.21e4	74.4	NO

Name: 180227M1_36, Date: 28-Feb-2018, Time: 02:00:46, ID: 1800301-03 REEPDW161 0.11505, Description: REEPDW161

	# Name	ID	Area	%Rec	Area Out
1	1 13C4-PFBA	1800301-03 REEPDW161 0.11505	6.94e3	46.5	YES
2	2 13C5-PFHxA	1800301-03 REEPDW161 0.11505	8.23e3	53.8	NO
3	3 13C3-PFHxS	1800301-03 REEPDW161 0.11505	2.87e3	70.1	NO
4	4 13C8-PFOA	1800301-03 REEPDW161 0.11505	6.16e3	61.9	NO
5	5 13C9-PFNA	1800301-03 REEPDW161 0.11505	6.84e3	43.7	YES
6	6 13C4-PFOS	1800301-03 REEPDW161 0.11505	3.01e3	81.8	NO
7	7 13C6-PFDA	1800301-03 REEPDW161 0.11505	1.08e4	76.1	NO
8	8 13C7-PFUDa	1800301-03 REEPDW161 0.11505	1.18e4	72.2	NO

Name: 180227M1_37, Date: 28-Feb-2018, Time: 02:12:13, ID: IPA, Description: IPA

	# Name	ID	Area	%Rec	Area Out
1	1 13C4-PFBA	IPA			NO
2	2 13C5-PFHxA	IPA			NO
3	3 13C3-PFHxS	IPA			NO
4	4 13C8-PFOA	IPA			NO
5	5 13C9-PFNA	IPA			NO
6	6 13C4-PFOS	IPA			NO
7	7 13C6-PFDA	IPA			NO
8	8 13C7-PFUDa	IPA			NO

Name: 180227M1_38, Date: 28-Feb-2018, Time: 02:23:40, ID: ST180227M1-11 PFC CS3 18B2317, Description: PFC CS3 18B2317

	# Name	ID	Area	%Rec	Area Out
1	1 13C4-PFBA	ST180227M1-11 PFC CS3 18B2317	1.37e4	91.6	NO
2	2 13C5-PFHxA	ST180227M1-11 PFC CS3 18B2317	1.35e4	88.1	NO
3	3 13C3-PFHxS	ST180227M1-11 PFC CS3 18B2317	3.84e3	94.0	NO
4	4 13C8-PFOA	ST180227M1-11 PFC CS3 18B2317	1.20e4	120.4	NO
5	5 13C9-PFNA	ST180227M1-11 PFC CS3 18B2317	1.49e4	95.4	NO
6	6 13C4-PFOS	ST180227M1-11 PFC CS3 18B2317	3.66e3	99.7	NO
7	7 13C6-PFDA	ST180227M1-11 PFC CS3 18B2317	1.83e4	129.2	NO
8	8 13C7-PFUDa	ST180227M1-11 PFC CS3 18B2317	1.86e4	113.8	NO

Dataset: Untitled

Last Altered: Wednesday, February 28, 2018 13:37:49 Pacific Standard Time

Printed: Wednesday, February 28, 2018 13:43:06 Pacific Standard Time

Name: 180227M1_39, Date: 28-Feb-2018, Time: 02:35:07, ID: IPA, Description: IPA

	# Name	ID	Area	%Rec	Area Out
1	1 13C4-PFBA	IPA			NO
2	2 13C5-PFHxA	IPA			NO
3	3 13C3-PFHxS	IPA			NO
4	4 13C8-PFOA	IPA			NO
5	5 13C9-PFNA	IPA			NO
6	6 13C4-PFOS	IPA			NO
7	7 13C6-PFDA	IPA			NO
8	8 13C7-PFUDa	IPA			NO

Name: 180227M1_40, Date: 28-Feb-2018, Time: 02:46:37, ID: 1800301-04 REEPDW162 0.11664, Description: REEPDW162

	# Name	ID	Area	%Rec	Area Out
1	1 13C4-PFBA	1800301-04 REEPDW162 0.11664	9.03e3	60.4	NO
2	2 13C5-PFHxA	1800301-04 REEPDW162 0.11664	9.29e3	60.7	NO
3	3 13C3-PFHxS	1800301-04 REEPDW162 0.11664	2.99e3	73.0	NO
4	4 13C8-PFOA	1800301-04 REEPDW162 0.11664	7.44e3	74.8	NO
5	5 13C9-PFNA	1800301-04 REEPDW162 0.11664	8.44e3	53.9	NO
6	6 13C4-PFOS	1800301-04 REEPDW162 0.11664	2.89e3	78.7	NO
7	7 13C6-PFDA	1800301-04 REEPDW162 0.11664	1.09e4	77.0	NO
8	8 13C7-PFUDa	1800301-04 REEPDW162 0.11664	1.24e4	76.2	NO

Name: 180227M1_41, Date: 28-Feb-2018, Time: 02:58:04, ID: 1800301-05 REEPDW163 0.11483, Description: REEPDW163

	# Name	ID	Area	%Rec	Area Out
1	1 13C4-PFBA	1800301-05 REEPDW163 0.11483	7.44e3	49.8	YES
2	2 13C5-PFHxA	1800301-05 REEPDW163 0.11483	9.48e3	62.0	NO
3	3 13C3-PFHxS	1800301-05 REEPDW163 0.11483	2.65e3	64.8	NO
4	4 13C8-PFOA	1800301-05 REEPDW163 0.11483	6.42e3	64.5	NO
5	5 13C9-PFNA	1800301-05 REEPDW163 0.11483	7.67e3	49.0	YES
6	6 13C4-PFOS	1800301-05 REEPDW163 0.11483	3.02e3	82.2	NO
7	7 13C6-PFDA	1800301-05 REEPDW163 0.11483	1.05e4	74.4	NO
8	8 13C7-PFUDa	1800301-05 REEPDW163 0.11483	1.15e4	70.7	NO

Name: 180227M1_42, Date: 28-Feb-2018, Time: 03:09:34, ID: 1800302-01 REEPDW160FRB 0.11761, Description: REEPDW160FRB

	# Name	ID	Area	%Rec	Area Out
1	1 13C4-PFBA	1800302-01 REEPDW160FRB 0.11761	9.58e3	64.1	NO
2	2 13C5-PFHxA	1800302-01 REEPDW160FRB 0.11761	9.86e3	64.5	NO
3	3 13C3-PFHxS	1800302-01 REEPDW160FRB 0.11761	2.91e3	71.2	NO
4	4 13C8-PFOA	1800302-01 REEPDW160FRB 0.11761	8.89e3	89.4	NO
5	5 13C9-PFNA	1800302-01 REEPDW160FRB 0.11761	8.94e3	57.1	NO
6	6 13C4-PFOS	1800302-01 REEPDW160FRB 0.11761	3.00e3	81.6	NO
7	7 13C6-PFDA	1800302-01 REEPDW160FRB 0.11761	1.31e4	92.6	NO
8	8 13C7-PFUDa	1800302-01 REEPDW160FRB 0.11761	1.43e4	87.9	NO

Dataset: Untitled

Last Altered: Wednesday, February 28, 2018 13:37:49 Pacific Standard Time

Printed: Wednesday, February 28, 2018 13:43:06 Pacific Standard Time

Name: 180227M1_43, Date: 28-Feb-2018, Time: 03:21:01, ID: 1800302-02 REEPDW161FRB 0.1172, Description: REEPDW161FRB

	# Name	ID	Area	%Rec	Area Out
1	1 13C4-PFBA	1800302-02 REEPDW161FRB 0.1172	7.59e3	50.8	NO
2	2 13C5-PFHxA	1800302-02 REEPDW161FRB 0.1172	8.81e3	57.6	NO
3	3 13C3-PFHxS	1800302-02 REEPDW161FRB 0.1172	2.63e3	64.2	NO
4	4 13C8-PFOA	1800302-02 REEPDW161FRB 0.1172	7.75e3	77.9	NO
5	5 13C9-PFNA	1800302-02 REEPDW161FRB 0.1172	8.27e3	52.9	NO
6	6 13C4-PFOS	1800302-02 REEPDW161FRB 0.1172	2.37e3	64.4	NO
7	7 13C6-PFDA	1800302-02 REEPDW161FRB 0.1172	1.02e4	71.8	NO
8	8 13C7-PFUDa	1800302-02 REEPDW161FRB 0.1172	1.29e4	79.3	NO

Name: 180227M1_44, Date: 28-Feb-2018, Time: 03:32:30, ID: 1800302-03 REEPDW162FRB 0.11535, Description: REEPDW162FRB

	# Name	ID	Area	%Rec	Area Out
1	1 13C4-PFBA	1800302-03 REEPDW162FRB 0.11535	9.83e3	65.8	NO
2	2 13C5-PFHxA	1800302-03 REEPDW162FRB 0.11535	1.07e4	69.7	NO
3	3 13C3-PFHxS	1800302-03 REEPDW162FRB 0.11535	2.80e3	68.5	NO
4	4 13C8-PFOA	1800302-03 REEPDW162FRB 0.11535	9.38e3	94.3	NO
5	5 13C9-PFNA	1800302-03 REEPDW162FRB 0.11535	1.00e4	64.0	NO
6	6 13C4-PFOS	1800302-03 REEPDW162FRB 0.11535	2.82e3	76.6	NO
7	7 13C6-PFDA	1800302-03 REEPDW162FRB 0.11535	9.75e3	68.9	NO
8	8 13C7-PFUDa	1800302-03 REEPDW162FRB 0.11535	1.29e4	78.8	NO

Name: 180227M1_45, Date: 28-Feb-2018, Time: 03:44:00, ID: 1800302-04 REEPDW163FRB 0.11575, Description: REEPDW163FRB

	# Name	ID	Area	%Rec	Area Out
1	1 13C4-PFBA	1800302-04 REEPDW163FRB 0.11575	8.91e3	59.6	NO
2	2 13C5-PFHxA	1800302-04 REEPDW163FRB 0.11575	1.02e4	66.6	NO
3	3 13C3-PFHxS	1800302-04 REEPDW163FRB 0.11575	2.88e3	70.4	NO
4	4 13C8-PFOA	1800302-04 REEPDW163FRB 0.11575	8.50e3	85.4	NO
5	5 13C9-PFNA	1800302-04 REEPDW163FRB 0.11575	9.83e3	62.8	NO
6	6 13C4-PFOS	1800302-04 REEPDW163FRB 0.11575	2.37e3	64.3	NO
7	7 13C6-PFDA	1800302-04 REEPDW163FRB 0.11575	1.16e4	82.2	NO
8	8 13C7-PFUDa	1800302-04 REEPDW163FRB 0.11575	1.54e4	94.5	NO

Name: 180227M1_46, Date: 28-Feb-2018, Time: 03:55:29, ID: 1800308-11 OF-FB54-0218 0.11801, Description: OF-FB54-0218

	# Name	ID	Area	%Rec	Area Out
1	1 13C4-PFBA	1800308-11 OF-FB54-0218 0.11801	1.03e4	68.9	NO
2	2 13C5-PFHxA	1800308-11 OF-FB54-0218 0.11801	1.17e4	76.7	NO
3	3 13C3-PFHxS	1800308-11 OF-FB54-0218 0.11801	2.98e3	72.8	NO
4	4 13C8-PFOA	1800308-11 OF-FB54-0218 0.11801	8.68e3	87.2	NO
5	5 13C9-PFNA	1800308-11 OF-FB54-0218 0.11801	1.18e4	75.7	NO
6	6 13C4-PFOS	1800308-11 OF-FB54-0218 0.11801	3.07e3	83.5	NO
7	7 13C6-PFDA	1800308-11 OF-FB54-0218 0.11801	1.35e4	95.6	NO
8	8 13C7-PFUDa	1800308-11 OF-FB54-0218 0.11801	1.80e4	110.1	NO

Dataset: Untitled

Last Altered: Wednesday, February 28, 2018 13:37:49 Pacific Standard Time

Printed: Wednesday, February 28, 2018 13:43:06 Pacific Standard Time

Name: 180227M1_47, Date: 28-Feb-2018, Time: 04:06:59, ID: 1800308-16 OF-RW24-0218 0.11552, Description: OF-RW24-0218

	# Name	ID	Area	%Rec	Area Out
1	1 13C4-PFBA	1800308-16 OF-RW24-0218 0.11552	8.50e3	56.9	NO
2	2 13C5-PFHxA	1800308-16 OF-RW24-0218 0.11552	1.04e4	68.0	NO
3	3 13C3-PFHxS	1800308-16 OF-RW24-0218 0.11552	2.88e3	70.4	NO
4	4 13C8-PFOA	1800308-16 OF-RW24-0218 0.11552	8.19e3	82.3	NO
5	5 13C9-PFNA	1800308-16 OF-RW24-0218 0.11552	9.26e3	59.2	NO
6	6 13C4-PFOS	1800308-16 OF-RW24-0218 0.11552	2.89e3	78.7	NO
7	7 13C6-PFDA	1800308-16 OF-RW24-0218 0.11552	1.16e4	81.9	NO
8	8 13C7-PFUDa	1800308-16 OF-RW24-0218 0.11552	1.24e4	76.1	NO

Name: 180227M1_48, Date: 28-Feb-2018, Time: 04:18:28, ID: 1800308-17 OF-FB24-0218 0.11631, Description: OF-FB24-0218

	# Name	ID	Area	%Rec	Area Out
1	1 13C4-PFBA	1800308-17 OF-FB24-0218 0.11631	9.80e3	65.6	NO
2	2 13C5-PFHxA	1800308-17 OF-FB24-0218 0.11631	1.03e4	67.1	NO
3	3 13C3-PFHxS	1800308-17 OF-FB24-0218 0.11631	3.29e3	80.4	NO
4	4 13C8-PFOA	1800308-17 OF-FB24-0218 0.11631	7.98e3	80.2	NO
5	5 13C9-PFNA	1800308-17 OF-FB24-0218 0.11631	1.07e4	68.1	NO
6	6 13C4-PFOS	1800308-17 OF-FB24-0218 0.11631	2.96e3	80.5	NO
7	7 13C6-PFDA	1800308-17 OF-FB24-0218 0.11631	1.37e4	97.1	NO
8	8 13C7-PFUDa	1800308-17 OF-FB24-0218 0.11631	1.55e4	95.3	NO

Name: 180227M1_49, Date: 28-Feb-2018, Time: 04:29:50, ID: 1800308-18 OF-RW46-0218 0.11424, Description: OF-RW46-0218

	# Name	ID	Area	%Rec	Area Out
1	1 13C4-PFBA	1800308-18 OF-RW46-0218 0.11424	1.09e4	72.6	NO
2	2 13C5-PFHxA	1800308-18 OF-RW46-0218 0.11424	1.11e4	72.6	NO
3	3 13C3-PFHxS	1800308-18 OF-RW46-0218 0.11424	3.34e3	81.8	NO
4	4 13C8-PFOA	1800308-18 OF-RW46-0218 0.11424	1.04e4	104.7	NO
5	5 13C9-PFNA	1800308-18 OF-RW46-0218 0.11424	1.03e4	66.0	NO
6	6 13C4-PFOS	1800308-18 OF-RW46-0218 0.11424	2.81e3	76.4	NO
7	7 13C6-PFDA	1800308-18 OF-RW46-0218 0.11424	1.32e4	93.6	NO
8	8 13C7-PFUDa	1800308-18 OF-RW46-0218 0.11424	1.30e4	79.6	NO

Name: 180227M1_50, Date: 28-Feb-2018, Time: 04:41:17, ID: B8B0126-BS1 OPR 0.125, Description: OPR

	# Name	ID	Area	%Rec	Area Out
1	1 13C4-PFBA	B8B0126-BS1 OPR 0.125	8.90e3	59.5	NO
2	2 13C5-PFHxA	B8B0126-BS1 OPR 0.125	9.20e3	60.2	NO
3	3 13C3-PFHxS	B8B0126-BS1 OPR 0.125	3.27e3	80.1	NO
4	4 13C8-PFOA	B8B0126-BS1 OPR 0.125	7.63e3	76.7	NO
5	5 13C9-PFNA	B8B0126-BS1 OPR 0.125	9.28e3	59.3	NO
6	6 13C4-PFOS	B8B0126-BS1 OPR 0.125	3.11e3	84.5	NO
7	7 13C6-PFDA	B8B0126-BS1 OPR 0.125	9.72e3	68.7	NO
8	8 13C7-PFUDa	B8B0126-BS1 OPR 0.125	1.30e4	79.7	NO

Dataset: Untitled

Last Altered: Wednesday, February 28, 2018 13:37:49 Pacific Standard Time
Printed: Wednesday, February 28, 2018 13:43:06 Pacific Standard Time

Name: 180227M1_51, Date: 28-Feb-2018, Time: 04:52:44, ID: B8B0126-BSD1 LCSD 0.125, Description: LCSD

	# Name	ID	Area	%Rec	Area Out
1	1 13C4-PFBA	B8B0126-BSD1 LCSD 0.125	8.08e3	54.1	NO
2	2 13C5-PFHxA	B8B0126-BSD1 LCSD 0.125	8.79e3	57.4	NO
3	3 13C3-PFHxS	B8B0126-BSD1 LCSD 0.125	3.22e3	78.8	NO
4	4 13C8-PFOA	B8B0126-BSD1 LCSD 0.125	7.23e3	72.7	NO
5	5 13C9-PFNA	B8B0126-BSD1 LCSD 0.125	8.67e3	55.4	NO
6	6 13C4-PFOS	B8B0126-BSD1 LCSD 0.125	2.63e3	71.4	NO
7	7 13C6-PFDA	B8B0126-BSD1 LCSD 0.125	8.91e3	63.0	NO
8	8 13C7-PFUDa	B8B0126-BSD1 LCSD 0.125	1.16e4	71.4	NO

Name: 180227M1_52, Date: 28-Feb-2018, Time: 05:04:13, ID: B8B0126-BLK1 Method Blank 0.125, Description: Method Blank

	# Name	ID	Area	%Rec	Area Out
1	1 13C4-PFBA	B8B0126-BLK1 Method Blank 0.125	9.21e3	61.6	NO
2	2 13C5-PFHxA	B8B0126-BLK1 Method Blank 0.125	9.42e3	61.6	NO
3	3 13C3-PFHxS	B8B0126-BLK1 Method Blank 0.125	2.80e3	68.4	NO
4	4 13C8-PFOA	B8B0126-BLK1 Method Blank 0.125	6.95e3	69.9	NO
5	5 13C9-PFNA	B8B0126-BLK1 Method Blank 0.125	9.83e3	62.8	NO
6	6 13C4-PFOS	B8B0126-BLK1 Method Blank 0.125	2.83e3	76.9	NO
7	7 13C6-PFDA	B8B0126-BLK1 Method Blank 0.125	1.00e4	70.9	NO
8	8 13C7-PFUDa	B8B0126-BLK1 Method Blank 0.125	1.13e4	69.6	NO

Name: 180227M1_53, Date: 28-Feb-2018, Time: 05:15:40, ID: 1800333-01 REEPDW186 0.12089, Description: REEPDW186

	# Name	ID	Area	%Rec	Area Out
1	1 13C4-PFBA	1800333-01 REEPDW186 0.12089	8.26e3	55.3	NO
2	2 13C5-PFHxA	1800333-01 REEPDW186 0.12089	9.06e3	59.3	NO
3	3 13C3-PFHxS	1800333-01 REEPDW186 0.12089	3.02e3	73.7	NO
4	4 13C8-PFOA	1800333-01 REEPDW186 0.12089	7.35e3	73.8	NO
5	5 13C9-PFNA	1800333-01 REEPDW186 0.12089	9.54e3	61.0	NO
6	6 13C4-PFOS	1800333-01 REEPDW186 0.12089	2.92e3	79.5	NO
7	7 13C6-PFDA	1800333-01 REEPDW186 0.12089	1.08e4	76.7	NO
8	8 13C7-PFUDa	1800333-01 REEPDW186 0.12089	1.21e4	73.9	NO

Name: 180227M1_54, Date: 28-Feb-2018, Time: 05:27:10, ID: 1800333-02 REEPDW187 0.11479, Description: REEPDW187

	# Name	ID	Area	%Rec	Area Out
1	1 13C4-PFBA	1800333-02 REEPDW187 0.11479	7.61e3	51.0	NO
2	2 13C5-PFHxA	1800333-02 REEPDW187 0.11479	8.79e3	57.5	NO
3	3 13C3-PFHxS	1800333-02 REEPDW187 0.11479	2.44e3	59.6	NO
4	4 13C8-PFOA	1800333-02 REEPDW187 0.11479	7.44e3	74.7	NO
5	5 13C9-PFNA	1800333-02 REEPDW187 0.11479	7.93e3	50.6	NO
6	6 13C4-PFOS	1800333-02 REEPDW187 0.11479	2.81e3	76.5	NO
7	7 13C6-PFDA	1800333-02 REEPDW187 0.11479	8.38e3	59.2	NO
8	8 13C7-PFUDa	1800333-02 REEPDW187 0.11479	9.71e3	59.6	NO

Dataset: Untitled

Last Altered: Wednesday, February 28, 2018 13:37:49 Pacific Standard Time

Printed: Wednesday, February 28, 2018 13:43:06 Pacific Standard Time

Name: 180227M1_55, Date: 28-Feb-2018, Time: 05:38:37, ID: 1800333-03 REEPDW188 0.12197, Description: REEPDW188

	# Name	ID	Area	%Rec	Area Out
1	1 13C4-PFBA	1800333-03 REEPDW188 0.12197	7.88e3	52.7	NO
2	2 13C5-PFHxA	1800333-03 REEPDW188 0.12197	9.04e3	59.1	NO
3	3 13C3-PFHxS	1800333-03 REEPDW188 0.12197	2.49e3	60.8	NO
4	4 13C8-PFOA	1800333-03 REEPDW188 0.12197	7.00e3	70.3	NO
5	5 13C9-PFNA	1800333-03 REEPDW188 0.12197	7.72e3	49.3	YES
6	6 13C4-PFOS	1800333-03 REEPDW188 0.12197	3.02e3	82.1	NO
7	7 13C6-PFDA	1800333-03 REEPDW188 0.12197	9.94e3	70.3	NO
8	8 13C7-PFUDa	1800333-03 REEPDW188 0.12197	1.01e4	62.1	NO

Name: 180227M1_56, Date: 28-Feb-2018, Time: 05:50:06, ID: 1800333-04 REEPDW153 0.12159, Description: REEPDW153

	# Name	ID	Area	%Rec	Area Out
1	1 13C4-PFBA	1800333-04 REEPDW153 0.12159	9.33e3	62.4	NO
2	2 13C5-PFHxA	1800333-04 REEPDW153 0.12159	1.04e4	67.9	NO
3	3 13C3-PFHxS	1800333-04 REEPDW153 0.12159	2.99e3	73.0	NO
4	4 13C8-PFOA	1800333-04 REEPDW153 0.12159	8.97e3	90.1	NO
5	5 13C9-PFNA	1800333-04 REEPDW153 0.12159	1.04e4	66.7	NO
6	6 13C4-PFOS	1800333-04 REEPDW153 0.12159	2.41e3	65.7	NO
7	7 13C6-PFDA	1800333-04 REEPDW153 0.12159	9.74e3	68.8	NO
8	8 13C7-PFUDa	1800333-04 REEPDW153 0.12159	9.69e3	59.4	NO

Name: 180227M1_57, Date: 28-Feb-2018, Time: 06:01:33, ID: 1800334-01 REEPDW186FRB 0.12155, Description: REEPDW186FRB

	# Name	ID	Area	%Rec	Area Out
1	1 13C4-PFBA	1800334-01 REEPDW186FRB 0.12155	9.29e3	62.2	NO
2	2 13C5-PFHxA	1800334-01 REEPDW186FRB 0.12155	9.54e3	62.4	NO
3	3 13C3-PFHxS	1800334-01 REEPDW186FRB 0.12155	3.36e3	82.1	NO
4	4 13C8-PFOA	1800334-01 REEPDW186FRB 0.12155	7.39e3	74.3	NO
5	5 13C9-PFNA	1800334-01 REEPDW186FRB 0.12155	8.22e3	52.5	NO
6	6 13C4-PFOS	1800334-01 REEPDW186FRB 0.12155	2.91e3	79.2	NO
7	7 13C6-PFDA	1800334-01 REEPDW186FRB 0.12155	8.87e3	62.7	NO
8	8 13C7-PFUDa	1800334-01 REEPDW186FRB 0.12155	1.40e4	86.0	NO

Name: 180227M1_58, Date: 28-Feb-2018, Time: 06:13:03, ID: 1800334-02 REEPDW187FRB 0.12044, Description: REEPDW187FRB

	# Name	ID	Area	%Rec	Area Out
1	1 13C4-PFBA	1800334-02 REEPDW187FRB 0.12044	8.53e3	57.1	NO
2	2 13C5-PFHxA	1800334-02 REEPDW187FRB 0.12044	9.79e3	64.0	NO
3	3 13C3-PFHxS	1800334-02 REEPDW187FRB 0.12044	2.85e3	69.8	NO
4	4 13C8-PFOA	1800334-02 REEPDW187FRB 0.12044	7.47e3	75.1	NO
5	5 13C9-PFNA	1800334-02 REEPDW187FRB 0.12044	9.47e3	60.5	NO
6	6 13C4-PFOS	1800334-02 REEPDW187FRB 0.12044	3.06e3	83.2	NO
7	7 13C6-PFDA	1800334-02 REEPDW187FRB 0.12044	9.80e3	69.3	NO
8	8 13C7-PFUDa	1800334-02 REEPDW187FRB 0.12044	1.12e4	68.4	NO

Dataset: Untitled

Last Altered: Wednesday, February 28, 2018 13:37:49 Pacific Standard Time

Printed: Wednesday, February 28, 2018 13:43:06 Pacific Standard Time

Name: 180227M1_59, Date: 28-Feb-2018, Time: 06:24:32, ID: 1800334-03 REEPDW188FRB 0.12213, Description: REEPDW188FRB

	# Name	ID	Area	%Rec	Area Out
1	1 13C4-PFBA	1800334-03 REEPDW188FRB 0.12213	8.17e3	54.7	NO
2	2 13C5-PFHxA	1800334-03 REEPDW188FRB 0.12213	9.24e3	60.4	NO
3	3 13C3-PFHxS	1800334-03 REEPDW188FRB 0.12213	3.28e3	80.1	NO
4	4 13C8-PFOA	1800334-03 REEPDW188FRB 0.12213	6.62e3	66.5	NO
5	5 13C9-PFNA	1800334-03 REEPDW188FRB 0.12213	8.04e3	51.4	NO
6	6 13C4-PFOS	1800334-03 REEPDW188FRB 0.12213	3.37e3	91.6	NO
7	7 13C6-PFDA	1800334-03 REEPDW188FRB 0.12213	9.99e3	70.6	NO
8	8 13C7-PFUDa	1800334-03 REEPDW188FRB 0.12213	1.19e4	73.0	NO

Name: 180227M1_60, Date: 28-Feb-2018, Time: 06:36:01, ID: 1800334-04 REEPDW153FRB 0.12039, Description: REEPDW153FRB

	# Name	ID	Area	%Rec	Area Out
1	1 13C4-PFBA	1800334-04 REEPDW153FRB 0.12039	7.50e3	50.2	NO
2	2 13C5-PFHxA	1800334-04 REEPDW153FRB 0.12039	8.68e3	56.7	NO
3	3 13C3-PFHxS	1800334-04 REEPDW153FRB 0.12039	2.74e3	67.1	NO
4	4 13C8-PFOA	1800334-04 REEPDW153FRB 0.12039	7.13e3	71.6	NO
5	5 13C9-PFNA	1800334-04 REEPDW153FRB 0.12039	8.49e3	54.3	NO
6	6 13C4-PFOS	1800334-04 REEPDW153FRB 0.12039	3.12e3	84.8	NO
7	7 13C6-PFDA	1800334-04 REEPDW153FRB 0.12039	1.02e4	72.4	NO
8	8 13C7-PFUDa	1800334-04 REEPDW153FRB 0.12039	1.08e4	66.2	NO

Name: 180227M1_61, Date: 28-Feb-2018, Time: 06:47:28, ID: B8B0130-BS1 OPR 0.125, Description: OPR

	# Name	ID	Area	%Rec	Area Out
1	1 13C4-PFBA	B8B0130-BS1 OPR 0.125	9.95e3	66.6	NO
2	2 13C5-PFHxA	B8B0130-BS1 OPR 0.125	1.13e4	73.8	NO
3	3 13C3-PFHxS	B8B0130-BS1 OPR 0.125	3.27e3	79.9	NO
4	4 13C8-PFOA	B8B0130-BS1 OPR 0.125	9.99e3	100.3	NO
5	5 13C9-PFNA	B8B0130-BS1 OPR 0.125	1.13e4	72.3	NO
6	6 13C4-PFOS	B8B0130-BS1 OPR 0.125	3.16e3	85.8	NO
7	7 13C6-PFDA	B8B0130-BS1 OPR 0.125	1.15e4	81.5	NO
8	8 13C7-PFUDa	B8B0130-BS1 OPR 0.125	1.46e4	89.6	NO

Name: 180227M1_62, Date: 28-Feb-2018, Time: 06:58:58, ID: B8B0130-BLK1 Method Blank 0.125, Description: Method Blank

	# Name	ID	Area	%Rec	Area Out
1	1 13C4-PFBA	B8B0130-BLK1 Method Blank 0.125	1.09e4	72.6	NO
2	2 13C5-PFHxA	B8B0130-BLK1 Method Blank 0.125	1.29e4	84.3	NO
3	3 13C3-PFHxS	B8B0130-BLK1 Method Blank 0.125	3.50e3	85.6	NO
4	4 13C8-PFOA	B8B0130-BLK1 Method Blank 0.125	9.30e3	93.5	NO
5	5 13C9-PFNA	B8B0130-BLK1 Method Blank 0.125	1.34e4	85.5	NO
6	6 13C4-PFOS	B8B0130-BLK1 Method Blank 0.125	3.62e3	98.5	NO
7	7 13C6-PFDA	B8B0130-BLK1 Method Blank 0.125	1.54e4	109.0	NO
8	8 13C7-PFUDa	B8B0130-BLK1 Method Blank 0.125	1.65e4	101.4	NO

Dataset: Untitled

Last Altered: Wednesday, February 28, 2018 13:37:49 Pacific Standard Time

Printed: Wednesday, February 28, 2018 13:43:06 Pacific Standard Time

Name: 180227M1_63, Date: 28-Feb-2018, Time: 07:10:26, ID: B8B0130-MS1 Matrix Spike 0.11711, Description: Matrix Spike

#	Name	ID	Area	%Rec	Area Out
1	1 13C4-PFBA	B8B0130-MS1 Matrix Spike 0.11711	1.12e4	75.0	NO
2	2 13C5-PFHxA	B8B0130-MS1 Matrix Spike 0.11711	1.21e4	78.9	NO
3	3 13C3-PFHxS	B8B0130-MS1 Matrix Spike 0.11711	3.12e3	76.2	NO
4	4 13C8-PFOA	B8B0130-MS1 Matrix Spike 0.11711	1.01e4	101.9	NO
5	5 13C9-PFNA	B8B0130-MS1 Matrix Spike 0.11711	1.01e4	64.3	NO
6	6 13C4-PFOS	B8B0130-MS1 Matrix Spike 0.11711	3.41e3	92.7	NO
7	7 13C6-PFDA	B8B0130-MS1 Matrix Spike 0.11711	1.34e4	94.9	NO
8	8 13C7-PFUDa	B8B0130-MS1 Matrix Spike 0.11711	1.77e4	108.8	NO

Name: 180227M1_64, Date: 28-Feb-2018, Time: 07:21:55, ID: B8B0130-MSD1 Matrix Spike Dup 0.11705, Description: Matrix Spike Dup

#	Name	ID	Area	%Rec	Area Out
1	1 13C4-PFBA	B8B0130-MSD1 Matrix Spike Dup 0.117...	1.05e4	70.1	NO
2	2 13C5-PFHxA	B8B0130-MSD1 Matrix Spike Dup 0.117...	1.06e4	69.0	NO
3	3 13C3-PFHxS	B8B0130-MSD1 Matrix Spike Dup 0.117...	2.97e3	72.7	NO
4	4 13C8-PFOA	B8B0130-MSD1 Matrix Spike Dup 0.117...	1.00e4	100.9	NO
5	5 13C9-PFNA	B8B0130-MSD1 Matrix Spike Dup 0.117...	1.05e4	67.4	NO
6	6 13C4-PFOS	B8B0130-MSD1 Matrix Spike Dup 0.117...	3.13e3	85.0	NO
7	7 13C6-PFDA	B8B0130-MSD1 Matrix Spike Dup 0.117...	1.20e4	84.6	NO
8	8 13C7-PFUDa	B8B0130-MSD1 Matrix Spike Dup 0.117...	1.35e4	82.6	NO

Name: 180227M1_65, Date: 28-Feb-2018, Time: 07:33:26, ID: 1800340-01 WI-AF-MW-614-0218 0.11804, Description: WI-AF-MW-614-0218

#	Name	ID	Area	%Rec	Area Out
1	1 13C4-PFBA	1800340-01 WI-AF-MW-614-0218 0.11...	1.02e4	68.5	NO
2	2 13C5-PFHxA	1800340-01 WI-AF-MW-614-0218 0.11...	1.17e4	76.3	NO
3	3 13C3-PFHxS	1800340-01 WI-AF-MW-614-0218 0.11...	3.32e3	81.1	NO
4	4 13C8-PFOA	1800340-01 WI-AF-MW-614-0218 0.11...	1.08e4	108.2	NO
5	5 13C9-PFNA	1800340-01 WI-AF-MW-614-0218 0.11...	1.16e4	74.0	NO
6	6 13C4-PFOS	1800340-01 WI-AF-MW-614-0218 0.11...	3.29e3	89.5	NO
7	7 13C6-PFDA	1800340-01 WI-AF-MW-614-0218 0.11...	1.38e4	97.7	NO
8	8 13C7-PFUDa	1800340-01 WI-AF-MW-614-0218 0.11...	1.39e4	85.5	NO

Name: 180227M1_66, Date: 28-Feb-2018, Time: 07:44:52, ID: 1800340-02 WI-AF-MW-613-0218 0.11332, Description: WI-AF-MW-613-0218

#	Name	ID	Area	%Rec	Area Out
1	1 13C4-PFBA	1800340-02 WI-AF-MW-613-0218 0.11...	1.05e4	70.4	NO
2	2 13C5-PFHxA	1800340-02 WI-AF-MW-613-0218 0.11...	1.15e4	74.9	NO
3	3 13C3-PFHxS	1800340-02 WI-AF-MW-613-0218 0.11...	3.07e3	75.0	NO
4	4 13C8-PFOA	1800340-02 WI-AF-MW-613-0218 0.11...	1.07e4	107.6	NO
5	5 13C9-PFNA	1800340-02 WI-AF-MW-613-0218 0.11...	1.11e4	70.6	NO
6	6 13C4-PFOS	1800340-02 WI-AF-MW-613-0218 0.11...	3.11e3	84.5	NO
7	7 13C6-PFDA	1800340-02 WI-AF-MW-613-0218 0.11...	1.47e4	104.1	NO
8	8 13C7-PFUDa	1800340-02 WI-AF-MW-613-0218 0.11...	1.57e4	96.1	NO

Dataset: Untitled

Last Altered: Wednesday, February 28, 2018 13:37:49 Pacific Standard Time
Printed: Wednesday, February 28, 2018 13:43:06 Pacific Standard Time

Name: 180227M1_67, Date: 28-Feb-2018, Time: 07:56:19, ID: IPA, Description: IPA

	# Name	ID	Area	%Rec	Area Out
1	1 13C4-PFBA	IPA			NO
2	2 13C5-PFHxA	IPA			NO
3	3 13C3-PFHxS	IPA			NO
4	4 13C8-PFOA	IPA			NO
5	5 13C9-PFNA	IPA			NO
6	6 13C4-PFOS	IPA			NO
7	7 13C6-PFDA	IPA			NO
8	8 13C7-PFUdA	IPA			NO

Name: 180227M1_68, Date: 28-Feb-2018, Time: 08:07:48, ID: ST180227M1-12 PFC CS0 18B2314, Description: PFC CS0 18B2314

	# Name	ID	Area	%Rec	Area Out
1	1 13C4-PFBA	ST180227M1-12 PFC CS0 18B2314	1.34e4	89.3	NO
2	2 13C5-PFHxA	ST180227M1-12 PFC CS0 18B2314	1.63e4	106.4	NO
3	3 13C3-PFHxS	ST180227M1-12 PFC CS0 18B2314	3.90e3	95.3	NO
4	4 13C8-PFOA	ST180227M1-12 PFC CS0 18B2314	1.33e4	133.7	NO
5	5 13C9-PFNA	ST180227M1-12 PFC CS0 18B2314	1.63e4	104.4	NO
6	6 13C4-PFOS	ST180227M1-12 PFC CS0 18B2314	4.13e3	112.4	NO
7	7 13C6-PFDA	ST180227M1-12 PFC CS0 18B2314	1.90e4	134.0	NO
8	8 13C7-PFUdA	ST180227M1-12 PFC CS0 18B2314	1.90e4	116.6	NO

Name: 180227M1_69, Date: 28-Feb-2018, Time: 08:19:18, ID: IPA, Description: IPA

	# Name	ID	Area	%Rec	Area Out
1	1 13C4-PFBA	IPA			NO
2	2 13C5-PFHxA	IPA			NO
3	3 13C3-PFHxS	IPA			NO
4	4 13C8-PFOA	IPA			NO
5	5 13C9-PFNA	IPA			NO
6	6 13C4-PFOS	IPA			NO
7	7 13C6-PFDA	IPA			NO
8	8 13C7-PFUdA	IPA			NO

Name: 180227M1_70, Date: 28-Feb-2018, Time: 08:30:48, ID: 1800340-03 WI-AF-FB02-021418 0.12011, Description: WI-AF-FB02-021418

	# Name	ID	Area	%Rec	Area Out
1	1 13C4-PFBA	1800340-03 WI-AF-FB02-021418 0.120...	9.70e3	64.9	NO
2	2 13C5-PFHxA	1800340-03 WI-AF-FB02-021418 0.120...	1.02e4	66.8	NO
3	3 13C3-PFHxS	1800340-03 WI-AF-FB02-021418 0.120...	3.19e3	78.1	NO
4	4 13C8-PFOA	1800340-03 WI-AF-FB02-021418 0.120...	9.81e3	98.5	NO
5	5 13C9-PFNA	1800340-03 WI-AF-FB02-021418 0.120...	1.16e4	74.3	NO
6	6 13C4-PFOS	1800340-03 WI-AF-FB02-021418 0.120...	3.27e3	88.9	NO
7	7 13C6-PFDA	1800340-03 WI-AF-FB02-021418 0.120...	1.36e4	96.1	NO
8	8 13C7-PFUdA	1800340-03 WI-AF-FB02-021418 0.120...	1.67e4	102.3	NO

Dataset: Untitled

Last Altered: Wednesday, February 28, 2018 13:37:49 Pacific Standard Time

Printed: Wednesday, February 28, 2018 13:43:06 Pacific Standard Time

Name: 180227M1_71, Date: 28-Feb-2018, Time: 08:42:17, ID: 1800340-04 WI-AF-EB02-021418 0.12032, Description: WI-AF-EB02-021418

	# Name	ID	Area	%Rec	Area Out
1	1 13C4-PFBA	1800340-04 WI-AF-EB02-021418 0.120...	9.85e3	65.9	NO
2	2 13C5-PFHxA	1800340-04 WI-AF-EB02-021418 0.120...	1.28e4	83.6	NO
3	3 13C3-PFHxS	1800340-04 WI-AF-EB02-021418 0.120...	3.36e3	82.2	NO
4	4 13C8-PFOA	1800340-04 WI-AF-EB02-021418 0.120...	1.09e4	109.4	NO
5	5 13C9-PFNA	1800340-04 WI-AF-EB02-021418 0.120...	1.02e4	65.3	NO
6	6 13C4-PFOS	1800340-04 WI-AF-EB02-021418 0.120...	3.67e3	99.8	NO
7	7 13C6-PFDA	1800340-04 WI-AF-EB02-021418 0.120...	1.24e4	87.7	NO
8	8 13C7-PFUDa	1800340-04 WI-AF-EB02-021418 0.120...	1.55e4	95.0	NO

Name: 180227M1_72, Date: 28-Feb-2018, Time: 08:53:47, ID: 1800340-05 WI-AF-MW-612-0218 0.12001, Description: WI-AF-MW-612-0218

	# Name	ID	Area	%Rec	Area Out
1	1 13C4-PFBA	1800340-05 WI-AF-MW-612-0218 0.12...	1.06e4	70.7	NO
2	2 13C5-PFHxA	1800340-05 WI-AF-MW-612-0218 0.12...	1.14e4	74.4	NO
3	3 13C3-PFHxS	1800340-05 WI-AF-MW-612-0218 0.12...	3.14e3	76.7	NO
4	4 13C8-PFOA	1800340-05 WI-AF-MW-612-0218 0.12...	1.11e4	111.7	NO
5	5 13C9-PFNA	1800340-05 WI-AF-MW-612-0218 0.12...	1.23e4	78.7	NO
6	6 13C4-PFOS	1800340-05 WI-AF-MW-612-0218 0.12...	3.17e3	86.2	NO
7	7 13C6-PFDA	1800340-05 WI-AF-MW-612-0218 0.12...	1.21e4	85.9	NO
8	8 13C7-PFUDa	1800340-05 WI-AF-MW-612-0218 0.12...	1.48e4	91.0	NO

Name: 180227M1_73, Date: 28-Feb-2018, Time: 09:05:16, ID: 1800340-06 WI-AF-EB02-021518 0.12104, Description: WI-AF-EB02-021518

	# Name	ID	Area	%Rec	Area Out
1	1 13C4-PFBA	1800340-06 WI-AF-EB02-021518 0.121...	1.01e4	67.5	NO
2	2 13C5-PFHxA	1800340-06 WI-AF-EB02-021518 0.121...	1.32e4	86.4	NO
3	3 13C3-PFHxS	1800340-06 WI-AF-EB02-021518 0.121...	3.39e3	82.8	NO
4	4 13C8-PFOA	1800340-06 WI-AF-EB02-021518 0.121...	1.05e4	105.0	NO
5	5 13C9-PFNA	1800340-06 WI-AF-EB02-021518 0.121...	9.88e3	63.1	NO
6	6 13C4-PFOS	1800340-06 WI-AF-EB02-021518 0.121...	3.84e3	104.5	NO
7	7 13C6-PFDA	1800340-06 WI-AF-EB02-021518 0.121...	1.23e4	86.6	NO
8	8 13C7-PFUDa	1800340-06 WI-AF-EB02-021518 0.121...	1.64e4	100.4	NO

Name: 180227M1_74, Date: 28-Feb-2018, Time: 09:16:42, ID: 1800340-07 WI-AF-MW-608-0218 0.11965, Description: WI-AF-MW-608-0218

	# Name	ID	Area	%Rec	Area Out
1	1 13C4-PFBA	1800340-07 WI-AF-MW-608-0218 0.11...	1.09e4	72.7	NO
2	2 13C5-PFHxA	1800340-07 WI-AF-MW-608-0218 0.11...	1.23e4	80.3	NO
3	3 13C3-PFHxS	1800340-07 WI-AF-MW-608-0218 0.11...	3.02e3	73.7	NO
4	4 13C8-PFOA	1800340-07 WI-AF-MW-608-0218 0.11...	9.54e3	95.8	NO
5	5 13C9-PFNA	1800340-07 WI-AF-MW-608-0218 0.11...	1.21e4	77.4	NO
6	6 13C4-PFOS	1800340-07 WI-AF-MW-608-0218 0.11...	3.54e3	96.2	NO
7	7 13C6-PFDA	1800340-07 WI-AF-MW-608-0218 0.11...	1.37e4	96.9	NO
8	8 13C7-PFUDa	1800340-07 WI-AF-MW-608-0218 0.11...	1.44e4	88.6	NO

Dataset: Untitled

Last Altered: Wednesday, February 28, 2018 13:37:49 Pacific Standard Time
Printed: Wednesday, February 28, 2018 13:43:06 Pacific Standard Time

Name: 180227M1_75, Date: 28-Feb-2018, Time: 09:28:12, ID: 1800340-08 WI-AF-MW-606-0218 0.11972,
Description: WI-AF-MW-606-0218

	#	Name	ID	Area	%Rec	Area Out
1	1	13C4-PFBA	1800340-08 WI-AF-MW-606-0218 0.11...	1.00e4	67.0	NO
2	2	13C5-PFHxA	1800340-08 WI-AF-MW-606-0218 0.11...	1.19e4	77.5	NO
3	3	13C3-PFHxS	1800340-08 WI-AF-MW-606-0218 0.11...	3.00e3	73.3	NO
4	4	13C8-PFOA	1800340-08 WI-AF-MW-606-0218 0.11...	9.35e3	93.9	NO
5	5	13C9-PFNA	1800340-08 WI-AF-MW-606-0218 0.11...	9.97e3	63.7	NO
6	6	13C4-PFOS	1800340-08 WI-AF-MW-606-0218 0.11...	2.88e3	78.3	NO
7	7	13C6-PFDA	1800340-08 WI-AF-MW-606-0218 0.11...	1.26e4	89.0	NO
8	8	13C7-PFUDa	1800340-08 WI-AF-MW-606-0218 0.11...	1.55e4	95.2	NO

Name: 180227M1_76, Date: 28-Feb-2018, Time: 09:39:41, ID: 1800340-09 WI-AF-MW-606P-0218 0.11838,
Description: WI-AF-MW-606P-0218

	#	Name	ID	Area	%Rec	Area Out
1	1	13C4-PFBA	1800340-09 WI-AF-MW-606P-0218 0.1...	1.08e4	72.1	NO
2	2	13C5-PFHxA	1800340-09 WI-AF-MW-606P-0218 0.1...	1.10e4	72.0	NO
3	3	13C3-PFHxS	1800340-09 WI-AF-MW-606P-0218 0.1...	3.62e3	88.5	NO
4	4	13C8-PFOA	1800340-09 WI-AF-MW-606P-0218 0.1...	1.18e4	118.5	NO
5	5	13C9-PFNA	1800340-09 WI-AF-MW-606P-0218 0.1...	1.14e4	72.5	NO
6	6	13C4-PFOS	1800340-09 WI-AF-MW-606P-0218 0.1...	3.04e3	82.7	NO
7	7	13C6-PFDA	1800340-09 WI-AF-MW-606P-0218 0.1...	1.67e4	118.1	NO
8	8	13C7-PFUDa	1800340-09 WI-AF-MW-606P-0218 0.1...	1.41e4	86.5	NO

Name: 180227M1_77, Date: 28-Feb-2018, Time: 09:51:11, ID: 1800340-10 WI-AF-FB02-021618 0.12267,
Description: WI-AF-FB02-021618

	#	Name	ID	Area	%Rec	Area Out
1	1	13C4-PFBA	1800340-10 WI-AF-FB02-021618 0.122...	1.06e4	71.2	NO
2	2	13C5-PFHxA	1800340-10 WI-AF-FB02-021618 0.122...	1.28e4	83.7	NO
3	3	13C3-PFHxS	1800340-10 WI-AF-FB02-021618 0.122...	3.22e3	78.8	NO
4	4	13C8-PFOA	1800340-10 WI-AF-FB02-021618 0.122...	9.99e3	100.3	NO
5	5	13C9-PFNA	1800340-10 WI-AF-FB02-021618 0.122...	1.29e4	82.2	NO
6	6	13C4-PFOS	1800340-10 WI-AF-FB02-021618 0.122...	3.45e3	93.8	NO
7	7	13C6-PFDA	1800340-10 WI-AF-FB02-021618 0.122...	1.23e4	87.0	NO
8	8	13C7-PFUDa	1800340-10 WI-AF-FB02-021618 0.122...	1.64e4	100.7	NO

Name: 180227M1_78, Date: 28-Feb-2018, Time: 10:02:41, ID: 1800340-11 WI-AF-MW-607-0218 0.11368,
Description: WI-AF-MW-607-0218

	#	Name	ID	Area	%Rec	Area Out
1	1	13C4-PFBA	1800340-11 WI-AF-MW-607-0218 0.113...	9.29e3	62.2	NO
2	2	13C5-PFHxA	1800340-11 WI-AF-MW-607-0218 0.113...	1.08e4	70.3	NO
3	3	13C3-PFHxS	1800340-11 WI-AF-MW-607-0218 0.113...	3.01e3	73.7	NO
4	4	13C8-PFOA	1800340-11 WI-AF-MW-607-0218 0.113...	8.65e3	86.9	NO
5	5	13C9-PFNA	1800340-11 WI-AF-MW-607-0218 0.113...	1.04e4	66.3	NO
6	6	13C4-PFOS	1800340-11 WI-AF-MW-607-0218 0.113...	3.10e3	84.3	NO
7	7	13C6-PFDA	1800340-11 WI-AF-MW-607-0218 0.113...	1.10e4	77.5	NO
8	8	13C7-PFUDa	1800340-11 WI-AF-MW-607-0218 0.113...	1.46e4	89.8	NO

Dataset: Untitled

Last Altered: Wednesday, February 28, 2018 13:37:49 Pacific Standard Time

Printed: Wednesday, February 28, 2018 13:43:06 Pacific Standard Time

Name: 180227M1_79, Date: 28-Feb-2018, Time: 10:14:10, ID: 1800340-12 WI-AF-MW-605-0218 0.11974,
Description: WI-AF-MW-605-0218

	# Name	ID	Area	%Rec	Area Out
1	1 13C4-PFBA	1800340-12 WI-AF-MW-605-0218 0.11...	1.10e4	73.4	NO
2	2 13C5-PFHxA	1800340-12 WI-AF-MW-605-0218 0.11...	1.20e4	78.5	NO
3	3 13C3-PFHxS	1800340-12 WI-AF-MW-605-0218 0.11...	3.14e3	76.7	NO
4	4 13C8-PFOA	1800340-12 WI-AF-MW-605-0218 0.11...	1.11e4	111.5	NO
5	5 13C9-PFNA	1800340-12 WI-AF-MW-605-0218 0.11...	1.07e4	68.3	NO
6	6 13C4-PFOS	1800340-12 WI-AF-MW-605-0218 0.11...	3.10e3	84.2	NO
7	7 13C6-PFDA	1800340-12 WI-AF-MW-605-0218 0.11...	1.35e4	95.5	NO
8	8 13C7-PFUDa	1800340-12 WI-AF-MW-605-0218 0.11...	1.43e4	87.9	NO

Name: 180227M1_80, Date: 28-Feb-2018, Time: 10:25:40, ID: 1800340-13 WI-AF-MW-609-0218 0.11956,
Description: WI-AF-MW-609-0218

	# Name	ID	Area	%Rec	Area Out
1	1 13C4-PFBA	1800340-13 WI-AF-MW-609-0218 0.11...	1.07e4	71.7	NO
2	2 13C5-PFHxA	1800340-13 WI-AF-MW-609-0218 0.11...	1.22e4	79.6	NO
3	3 13C3-PFHxS	1800340-13 WI-AF-MW-609-0218 0.11...	3.03e3	74.2	NO
4	4 13C8-PFOA	1800340-13 WI-AF-MW-609-0218 0.11...	9.94e3	99.9	NO
5	5 13C9-PFNA	1800340-13 WI-AF-MW-609-0218 0.11...	1.08e4	69.1	NO
6	6 13C4-PFOS	1800340-13 WI-AF-MW-609-0218 0.11...	3.67e3	99.8	NO
7	7 13C6-PFDA	1800340-13 WI-AF-MW-609-0218 0.11...	1.27e4	90.1	NO
8	8 13C7-PFUDa	1800340-13 WI-AF-MW-609-0218 0.11...	1.51e4	92.6	NO

Name: 180227M1_81, Date: 28-Feb-2018, Time: 10:37:10, ID: 1800341-01 WI-AF-MW-N3-12-0218 0.11794,
Description: WI-AF-MW-N3-12-0218

	# Name	ID	Area	%Rec	Area Out
1	1 13C4-PFBA	1800341-01 WI-AF-MW-N3-12-0218 0....	1.17e4	78.6	NO
2	2 13C5-PFHxA	1800341-01 WI-AF-MW-N3-12-0218 0....	1.27e4	82.8	NO
3	3 13C3-PFHxS	1800341-01 WI-AF-MW-N3-12-0218 0....	3.21e3	78.4	NO
4	4 13C8-PFOA	1800341-01 WI-AF-MW-N3-12-0218 0....	1.12e4	112.9	NO
5	5 13C9-PFNA	1800341-01 WI-AF-MW-N3-12-0218 0....	1.26e4	80.2	NO
6	6 13C4-PFOS	1800341-01 WI-AF-MW-N3-12-0218 0....	3.20e3	87.1	NO
7	7 13C6-PFDA	1800341-01 WI-AF-MW-N3-12-0218 0....	1.40e4	99.3	NO
8	8 13C7-PFUDa	1800341-01 WI-AF-MW-N3-12-0218 0....	1.44e4	88.5	NO

Name: 180227M1_82, Date: 28-Feb-2018, Time: 10:48:39, ID: 1800341-02 WI-AF-3-MW-2-0218 0.12097,
Description: WI-AF-3-MW-2-0218

	# Name	ID	Area	%Rec	Area Out
1	1 13C4-PFBA	1800341-02 WI-AF-3-MW-2-0218 0.120...	8.61e3	57.6	NO
2	2 13C5-PFHxA	1800341-02 WI-AF-3-MW-2-0218 0.120...	1.03e4	67.5	NO
3	3 13C3-PFHxS	1800341-02 WI-AF-3-MW-2-0218 0.120...	3.34e3	81.7	NO
4	4 13C8-PFOA	1800341-02 WI-AF-3-MW-2-0218 0.120...	9.46e3	95.0	NO
5	5 13C9-PFNA	1800341-02 WI-AF-3-MW-2-0218 0.120...	1.07e4	68.6	NO
6	6 13C4-PFOS	1800341-02 WI-AF-3-MW-2-0218 0.120...	2.97e3	80.6	NO
7	7 13C6-PFDA	1800341-02 WI-AF-3-MW-2-0218 0.120...	1.16e4	81.8	NO
8	8 13C7-PFUDa	1800341-02 WI-AF-3-MW-2-0218 0.120...	1.42e4	87.4	NO

Dataset: Untitled

Last Altered: Wednesday, February 28, 2018 13:37:49 Pacific Standard Time
Printed: Wednesday, February 28, 2018 13:43:06 Pacific Standard Time

Name: 180227M1_83, Date: 28-Feb-2018, Time: 11:00:08, ID: 1800341-03 WI-AF-N29-22D-0218 0.11995,
Description: WI-AF-N29-22D-0218

	# Name	ID	Area	%Rec	Area Out
1	1 13C4-PFBA	1800341-03 WI-AF-N29-22D-0218 0.11...	9.92e3	66.4	NO
2	2 13C5-PFHxA	1800341-03 WI-AF-N29-22D-0218 0.11...	1.12e4	73.1	NO
3	3 13C3-PFHxS	1800341-03 WI-AF-N29-22D-0218 0.11...	2.32e3	56.8	NO
4	4 13C8-PFOA	1800341-03 WI-AF-N29-22D-0218 0.11...	8.61e3	86.5	NO
5	5 13C9-PFNA	1800341-03 WI-AF-N29-22D-0218 0.11...	1.15e4	73.2	NO
6	6 13C4-PFOS	1800341-03 WI-AF-N29-22D-0218 0.11...	2.87e3	78.0	NO
7	7 13C6-PFDA	1800341-03 WI-AF-N29-22D-0218 0.11...	1.25e4	88.6	NO
8	8 13C7-PFUDa	1800341-03 WI-AF-N29-22D-0218 0.11...	1.25e4	76.7	NO

Name: 180227M1_84, Date: 28-Feb-2018, Time: 11:11:38, ID: 1800341-04 WI-AF-FB01-021918 0.11668,
Description: WI-AF-FB01-021918

	# Name	ID	Area	%Rec	Area Out
1	1 13C4-PFBA	1800341-04 WI-AF-FB01-021918 0.116...	9.64e3	64.5	NO
2	2 13C5-PFHxA	1800341-04 WI-AF-FB01-021918 0.116...	1.14e4	74.7	NO
3	3 13C3-PFHxS	1800341-04 WI-AF-FB01-021918 0.116...	3.12e3	76.2	NO
4	4 13C8-PFOA	1800341-04 WI-AF-FB01-021918 0.116...	9.78e3	98.3	NO
5	5 13C9-PFNA	1800341-04 WI-AF-FB01-021918 0.116...	1.09e4	69.5	NO
6	6 13C4-PFOS	1800341-04 WI-AF-FB01-021918 0.116...	2.96e3	80.5	NO
7	7 13C6-PFDA	1800341-04 WI-AF-FB01-021918 0.116...	1.19e4	84.1	NO
8	8 13C7-PFUDa	1800341-04 WI-AF-FB01-021918 0.116...	1.61e4	98.4	NO

Name: 180227M1_85, Date: 28-Feb-2018, Time: 11:23:07, ID: 1800341-05 WI-AF-EB01-021918 0.12143,
Description: WI-AF-EB01-021918

	# Name	ID	Area	%Rec	Area Out
1	1 13C4-PFBA	1800341-05 WI-AF-EB01-021918 0.121...	9.70e3	64.9	NO
2	2 13C5-PFHxA	1800341-05 WI-AF-EB01-021918 0.121...	9.92e3	64.9	NO
3	3 13C3-PFHxS	1800341-05 WI-AF-EB01-021918 0.121...	3.21e3	78.4	NO
4	4 13C8-PFOA	1800341-05 WI-AF-EB01-021918 0.121...	9.63e3	96.7	NO
5	5 13C9-PFNA	1800341-05 WI-AF-EB01-021918 0.121...	9.97e3	63.7	NO
6	6 13C4-PFOS	1800341-05 WI-AF-EB01-021918 0.121...	2.99e3	81.4	NO
7	7 13C6-PFDA	1800341-05 WI-AF-EB01-021918 0.121...	1.01e4	71.4	NO
8	8 13C7-PFUDa	1800341-05 WI-AF-EB01-021918 0.121...	1.33e4	81.3	NO

Name: 180227M1_86, Date: 28-Feb-2018, Time: 11:34:36, ID: 1800342-20 WI-AF-MW-200-0218 0.11976,
Description: WI-AF-MW-200-0218

	# Name	ID	Area	%Rec	Area Out
1	1 13C4-PFBA	1800342-20 WI-AF-MW-200-0218 0.11...	9.98e3	66.8	NO
2	2 13C5-PFHxA	1800342-20 WI-AF-MW-200-0218 0.11...	1.14e4	74.7	NO
3	3 13C3-PFHxS	1800342-20 WI-AF-MW-200-0218 0.11...	2.81e3	68.6	NO
4	4 13C8-PFOA	1800342-20 WI-AF-MW-200-0218 0.11...	1.08e4	108.4	NO
5	5 13C9-PFNA	1800342-20 WI-AF-MW-200-0218 0.11...	1.06e4	68.0	NO
6	6 13C4-PFOS	1800342-20 WI-AF-MW-200-0218 0.11...	2.71e3	73.6	NO
7	7 13C6-PFDA	1800342-20 WI-AF-MW-200-0218 0.11...	1.45e4	102.6	NO
8	8 13C7-PFUDa	1800342-20 WI-AF-MW-200-0218 0.11...	1.22e4	74.8	NO

Dataset: Untitled

Last Altered: Thursday, March 01, 2018 11:59:08 Pacific Standard Time

Printed: Thursday, March 01, 2018 12:00:27 Pacific Standard Time

Method: F:\Projects\PFAS.PRO\MethDB\PFAS_RS-2-5-18.mdb 06 Feb 2018 10:46:28
Calibration: 01 Mar 2018 11:51:22

Name: 180227M1_87, Date: 28-Feb-2018, Time: 11:46:03, ID: IPA, Description: IPA

	# Name	ID	Area	%Rec	Area Out
1	1 13C4-PFBA	IPA			NO
2	2 13C5-PFHxA	IPA			NO
3	3 13C3-PFHxS	IPA			NO
4	4 13C8-PFOA	IPA			NO
5	5 13C9-PFNA	IPA			NO
6	6 13C4-PFOS	IPA			NO
7	7 13C6-PFDA	IPA			NO
8	8 13C7-PFUDa	IPA			NO

Name: 180227M1_88, Date: 28-Feb-2018, Time: 11:57:30, ID: ST180227M1-13 PFC CS3 18B2317, Description: PFC CS3 18B2317

	# Name	ID	Area	%Rec	Area Out
1	1 13C4-PFBA	ST180227M1-13 PFC CS3 18B2317	1.44e4	96.5	NO
2	2 13C5-PFHxA	ST180227M1-13 PFC CS3 18B2317	1.72e4	112.5	NO
3	3 13C3-PFHxS	ST180227M1-13 PFC CS3 18B2317	3.88e3	94.7	NO
4	4 13C8-PFOA	ST180227M1-13 PFC CS3 18B2317	1.38e4	138.9	NO
5	5 13C9-PFNA	ST180227M1-13 PFC CS3 18B2317	1.54e4	98.4	NO
6	6 13C4-PFOS	ST180227M1-13 PFC CS3 18B2317	3.47e3	94.5	NO
7	7 13C6-PFDA	ST180227M1-13 PFC CS3 18B2317	1.72e4	121.6	NO
8	8 13C7-PFUDa	ST180227M1-13 PFC CS3 18B2317	2.02e4	123.7	NO

Name: 180227M1_89, Date: 28-Feb-2018, Time: 12:08:57, ID: IPA, Description: IPA

	# Name	ID	Area	%Rec	Area Out
1	1 13C4-PFBA	IPA			NO
2	2 13C5-PFHxA	IPA			NO
3	3 13C3-PFHxS	IPA			NO
4	4 13C8-PFOA	IPA			NO
5	5 13C9-PFNA	IPA			NO
6	6 13C4-PFOS	IPA			NO
7	7 13C6-PFDA	IPA			NO
8	8 13C7-PFUDa	IPA			NO

Name: 180227M1_90, Date: 28-Feb-2018, Time: 12:20:24, ID: 1800342-21 WI-AF-EB01-021818 0.12006, Description: WI-AF-EB01-021818

	# Name	ID	Area	%Rec	Area Out
1	1 13C4-PFBA	1800342-21 WI-AF-EB01-021818 0.120...	8.81e3	59.0	NO
2	2 13C5-PFHxA	1800342-21 WI-AF-EB01-021818 0.120...	1.04e4	67.7	NO
3	3 13C3-PFHxS	1800342-21 WI-AF-EB01-021818 0.120...	2.98e3	73.0	NO
4	4 13C8-PFOA	1800342-21 WI-AF-EB01-021818 0.120...	9.15e3	91.9	NO
5	5 13C9-PFNA	1800342-21 WI-AF-EB01-021818 0.120...	1.05e4	67.1	NO
6	6 13C4-PFOS	1800342-21 WI-AF-EB01-021818 0.120...	3.54e3	96.2	NO
7	7 13C6-PFDA	1800342-21 WI-AF-EB01-021818 0.120...	1.23e4	86.6	NO
8	8 13C7-PFUDa	1800342-21 WI-AF-EB01-021818 0.120...	1.48e4	90.6	NO

Dataset: Untitled

Last Altered: Thursday, March 01, 2018 11:59:08 Pacific Standard Time

Printed: Thursday, March 01, 2018 12:00:27 Pacific Standard Time

Name: 180227M1_91, Date: 28-Feb-2018, Time: 12:31:51, ID: B8B0129-BS1 OPR 0.125, Description: OPR

#	Name	ID	Area	%Rec	Area Out
1	1 13C4-PFBA	B8B0129-BS1 OPR 0.125	9.84e3	65.8	NO
2	2 13C5-PFHxA	B8B0129-BS1 OPR 0.125	1.13e4	74.0	NO
3	3 13C3-PFHxS	B8B0129-BS1 OPR 0.125	3.37e3	82.3	NO
4	4 13C8-PFOA	B8B0129-BS1 OPR 0.125	1.06e4	106.8	NO
5	5 13C9-PFNA	B8B0129-BS1 OPR 0.125	9.68e3	61.8	NO
6	6 13C4-PFOS	B8B0129-BS1 OPR 0.125	3.12e3	84.7	NO
7	7 13C6-PFDA	B8B0129-BS1 OPR 0.125	1.17e4	82.7	NO
8	8 13C7-PFUdA	B8B0129-BS1 OPR 0.125	1.26e4	77.3	NO

Name: 180227M1_92, Date: 28-Feb-2018, Time: 12:43:17, ID: B8B0129-BLK1 Method Blank 0.125, Description: Method Blank

#	Name	ID	Area	%Rec	Area Out
1	1 13C4-PFBA	B8B0129-BLK1 Method Blank 0.125	9.31e3	62.3	NO
2	2 13C5-PFHxA	B8B0129-BLK1 Method Blank 0.125	1.09e4	71.5	NO
3	3 13C3-PFHxS	B8B0129-BLK1 Method Blank 0.125	3.38e3	82.7	NO
4	4 13C8-PFOA	B8B0129-BLK1 Method Blank 0.125	1.04e4	104.5	NO
5	5 13C9-PFNA	B8B0129-BLK1 Method Blank 0.125	9.64e3	61.6	NO
6	6 13C4-PFOS	B8B0129-BLK1 Method Blank 0.125	3.22e3	87.6	NO
7	7 13C6-PFDA	B8B0129-BLK1 Method Blank 0.125	1.21e4	85.3	NO
8	8 13C7-PFUdA	B8B0129-BLK1 Method Blank 0.125	1.37e4	84.3	NO

Name: 180227M1_93, Date: 28-Feb-2018, Time: 12:54:44, ID: B8B0129-MS1 Matrix Spike 0.11962, Description: Matrix Spike

#	Name	ID	Area	%Rec	Area Out
1	1 13C4-PFBA	B8B0129-MS1 Matrix Spike 0.11962	9.37e3	62.7	NO
2	2 13C5-PFHxA	B8B0129-MS1 Matrix Spike 0.11962	1.12e4	73.2	NO
3	3 13C3-PFHxS	B8B0129-MS1 Matrix Spike 0.11962	3.42e3	83.5	NO
4	4 13C8-PFOA	B8B0129-MS1 Matrix Spike 0.11962	8.73e3	87.7	NO
5	5 13C9-PFNA	B8B0129-MS1 Matrix Spike 0.11962	9.36e3	59.8	NO
6	6 13C4-PFOS	B8B0129-MS1 Matrix Spike 0.11962	3.55e3	96.6	NO
7	7 13C6-PFDA	B8B0129-MS1 Matrix Spike 0.11962	1.16e4	82.3	NO
8	8 13C7-PFUdA	B8B0129-MS1 Matrix Spike 0.11962	1.43e4	88.0	NO

Name: 180227M1_94, Date: 28-Feb-2018, Time: 13:06:11, ID: B8B0129-MSD1 Matrix Spike Dup 0.12145, Description: Matrix Spike Dup

#	Name	ID	Area	%Rec	Area Out
1	1 13C4-PFBA	B8B0129-MSD1 Matrix Spike Dup 0.12145	6.70e3	44.9	YES
2	2 13C5-PFHxA	B8B0129-MSD1 Matrix Spike Dup 0.12145	7.48e3	48.9	YES
3	3 13C3-PFHxS	B8B0129-MSD1 Matrix Spike Dup 0.12145	3.04e3	74.2	NO
4	4 13C8-PFOA	B8B0129-MSD1 Matrix Spike Dup 0.12145	6.46e3	64.9	NO
5	5 13C9-PFNA	B8B0129-MSD1 Matrix Spike Dup 0.12145	7.81e3	49.9	YES
6	6 13C4-PFOS	B8B0129-MSD1 Matrix Spike Dup 0.12145	2.88e3	78.4	NO
7	7 13C6-PFDA	B8B0129-MSD1 Matrix Spike Dup 0.12145	9.61e3	67.9	NO
8	8 13C7-PFUdA	B8B0129-MSD1 Matrix Spike Dup 0.12145	1.28e4	78.6	NO

Dataset: Untitled

Last Altered: Thursday, March 01, 2018 11:59:08 Pacific Standard Time

Printed: Thursday, March 01, 2018 12:00:27 Pacific Standard Time

Name: 180227M1_95, Date: 28-Feb-2018, Time: 13:17:38, ID: 1800332-01 OF-RW42B-MID01-0218 0.11601, Description: OF-RW42B-MID01-0218

	# Name	ID	Area	%Rec	Area Out
1	1 13C4-PFBA	1800332-01 OF-RW42B-MID01-0218 0...	6.55e3	43.8	YES
2	2 13C5-PFHxA	1800332-01 OF-RW42B-MID01-0218 0...	7.97e3	52.1	NO
3	3 13C3-PFHxS	1800332-01 OF-RW42B-MID01-0218 0...	3.15e3	77.0	NO
4	4 13C8-PFOA	1800332-01 OF-RW42B-MID01-0218 0...	7.65e3	76.8	NO
5	5 13C9-PFNA	1800332-01 OF-RW42B-MID01-0218 0...	7.39e3	47.2	YES
6	6 13C4-PFOS	1800332-01 OF-RW42B-MID01-0218 0...	2.85e3	77.5	NO
7	7 13C6-PFDA	1800332-01 OF-RW42B-MID01-0218 0...	1.21e4	85.4	NO
8	8 13C7-PFUDa	1800332-01 OF-RW42B-MID01-0218 0...	1.29e4	79.1	NO

Name: 180227M1_96, Date: 28-Feb-2018, Time: 13:29:08, ID: 1800332-02 OF-RW42B-EFF01-0218 0.1211, Description: OF-RW42B-EFF01-0218

	# Name	ID	Area	%Rec	Area Out
1	1 13C4-PFBA	1800332-02 OF-RW42B-EFF01-0218 0...	8.52e3	57.0	NO
2	2 13C5-PFHxA	1800332-02 OF-RW42B-EFF01-0218 0...	1.03e4	67.5	NO
3	3 13C3-PFHxS	1800332-02 OF-RW42B-EFF01-0218 0...	3.12e3	76.3	NO
4	4 13C8-PFOA	1800332-02 OF-RW42B-EFF01-0218 0...	7.66e3	77.0	NO
5	5 13C9-PFNA	1800332-02 OF-RW42B-EFF01-0218 0...	1.02e4	65.2	NO
6	6 13C4-PFOS	1800332-02 OF-RW42B-EFF01-0218 0...	2.84e3	77.1	NO
7	7 13C6-PFDA	1800332-02 OF-RW42B-EFF01-0218 0...	1.13e4	79.7	NO
8	8 13C7-PFUDa	1800332-02 OF-RW42B-EFF01-0218 0...	1.31e4	80.4	NO

Name: 180227M1_97, Date: 28-Feb-2018, Time: 13:40:38, ID: 1800332-03 OF-RW42B-FB01-0218 0.12204, Description: OF-RW42B-FB01-0218

	# Name	ID	Area	%Rec	Area Out
1	1 13C4-PFBA	1800332-03 OF-RW42B-FB01-0218 0.1...	1.01e4	67.7	NO
2	2 13C5-PFHxA	1800332-03 OF-RW42B-FB01-0218 0.1...	1.11e4	72.3	NO
3	3 13C3-PFHxS	1800332-03 OF-RW42B-FB01-0218 0.1...	3.57e3	87.4	NO
4	4 13C8-PFOA	1800332-03 OF-RW42B-FB01-0218 0.1...	1.10e4	110.5	NO
5	5 13C9-PFNA	1800332-03 OF-RW42B-FB01-0218 0.1...	1.15e4	73.2	NO
6	6 13C4-PFOS	1800332-03 OF-RW42B-FB01-0218 0.1...	3.40e3	92.4	NO
7	7 13C6-PFDA	1800332-03 OF-RW42B-FB01-0218 0.1...	1.31e4	92.4	NO
8	8 13C7-PFUDa	1800332-03 OF-RW42B-FB01-0218 0.1...	1.69e4	103.6	NO

Name: 180227M1_98, Date: 28-Feb-2018, Time: 13:52:07, ID: 1800332-04 OF-RW42C-INF01-0218 0.1208, Description: OF-RW42C-INF01-0218

	# Name	ID	Area	%Rec	Area Out
1	1 13C4-PFBA	1800332-04 OF-RW42C-INF01-0218 0...	1.03e4	68.7	NO
2	2 13C5-PFHxA	1800332-04 OF-RW42C-INF01-0218 0...	1.18e4	77.2	NO
3	3 13C3-PFHxS	1800332-04 OF-RW42C-INF01-0218 0...	3.16e3	77.3	NO
4	4 13C8-PFOA	1800332-04 OF-RW42C-INF01-0218 0...	9.49e3	95.3	NO
5	5 13C9-PFNA	1800332-04 OF-RW42C-INF01-0218 0...	1.11e4	70.9	NO
6	6 13C4-PFOS	1800332-04 OF-RW42C-INF01-0218 0...	2.92e3	79.4	NO
7	7 13C6-PFDA	1800332-04 OF-RW42C-INF01-0218 0...	1.28e4	90.4	NO
8	8 13C7-PFUDa	1800332-04 OF-RW42C-INF01-0218 0...	1.47e4	90.0	NO

Dataset: Untitled

Last Altered: Thursday, March 01, 2018 11:59:08 Pacific Standard Time

Printed: Thursday, March 01, 2018 12:00:27 Pacific Standard Time

Name: 180227M1_99, Date: 28-Feb-2018, Time: 14:03:37, ID: 1800332-05 OF-RW42C-MID01-0218 0.12063, Description: OF-RW42C-MID01-0218

	# Name	ID	Area	%Rec	Area Out
1	1 13C4-PFBA	1800332-05 OF-RW42C-MID01-0218 0...	9.80e3	65.6	NO
2	2 13C5-PFHxA	1800332-05 OF-RW42C-MID01-0218 0...	1.12e4	73.0	NO
3	3 13C3-PFHxS	1800332-05 OF-RW42C-MID01-0218 0...	2.81e3	68.6	NO
4	4 13C8-PFOA	1800332-05 OF-RW42C-MID01-0218 0...	1.13e4	113.1	NO
5	5 13C9-PFNA	1800332-05 OF-RW42C-MID01-0218 0...	1.08e4	69.3	NO
6	6 13C4-PFOS	1800332-05 OF-RW42C-MID01-0218 0...	3.24e3	88.0	NO
7	7 13C6-PFDA	1800332-05 OF-RW42C-MID01-0218 0...	1.34e4	94.8	NO
8	8 13C7-PFUDa	1800332-05 OF-RW42C-MID01-0218 0...	1.58e4	96.7	NO

Name: 180227M1_100, Date: 28-Feb-2018, Time: 14:14:58, ID: 1800332-06 OF-RW42C-EFF01-0218 0.11886, Description: OF-RW42C-EFF01-0218

	# Name	ID	Area	%Rec	Area Out
1	1 13C4-PFBA	1800332-06 OF-RW42C-EFF01-0218 0...	7.59e3	50.8	NO
2	2 13C5-PFHxA	1800332-06 OF-RW42C-EFF01-0218 0...	9.75e3	63.7	NO
3	3 13C3-PFHxS	1800332-06 OF-RW42C-EFF01-0218 0...	2.22e3	54.3	NO
4	4 13C8-PFOA	1800332-06 OF-RW42C-EFF01-0218 0...	9.33e3	93.8	NO
5	5 13C9-PFNA	1800332-06 OF-RW42C-EFF01-0218 0...	1.05e4	67.2	NO
6	6 13C4-PFOS	1800332-06 OF-RW42C-EFF01-0218 0...	3.43e3	93.2	NO
7	7 13C6-PFDA	1800332-06 OF-RW42C-EFF01-0218 0...	1.06e4	75.1	NO
8	8 13C7-PFUDa	1800332-06 OF-RW42C-EFF01-0218 0...	1.27e4	78.1	NO

Name: 180227M1_101, Date: 28-Feb-2018, Time: 14:26:25, ID: 1800332-07 OF-RW42C-FB01-0218 0.11859, Description: OF-RW42C-FB01-0218

	# Name	ID	Area	%Rec	Area Out
1	1 13C4-PFBA	1800332-07 OF-RW42C-FB01-0218 0.1...	9.14e3	61.2	NO
2	2 13C5-PFHxA	1800332-07 OF-RW42C-FB01-0218 0.1...	1.07e4	70.2	NO
3	3 13C3-PFHxS	1800332-07 OF-RW42C-FB01-0218 0.1...	3.25e3	79.4	NO
4	4 13C8-PFOA	1800332-07 OF-RW42C-FB01-0218 0.1...	9.42e3	94.6	NO
5	5 13C9-PFNA	1800332-07 OF-RW42C-FB01-0218 0.1...	1.10e4	70.3	NO
6	6 13C4-PFOS	1800332-07 OF-RW42C-FB01-0218 0.1...	3.30e3	89.8	NO
7	7 13C6-PFDA	1800332-07 OF-RW42C-FB01-0218 0.1...	1.24e4	87.9	NO
8	8 13C7-PFUDa	1800332-07 OF-RW42C-FB01-0218 0.1...	1.33e4	81.8	NO

Name: 180227M1_102, Date: 28-Feb-2018, Time: 14:37:52, ID: 1800332-08 OF-INF01-WT-021418 0.11784, Description: OF-INF01-WT-021418

	# Name	ID	Area	%Rec	Area Out
1	1 13C4-PFBA	1800332-08 OF-INF01-WT-021418 0.11...	9.08e3	60.7	NO
2	2 13C5-PFHxA	1800332-08 OF-INF01-WT-021418 0.11...	1.16e4	75.7	NO
3	3 13C3-PFHxS	1800332-08 OF-INF01-WT-021418 0.11...	2.99e3	73.1	NO
4	4 13C8-PFOA	1800332-08 OF-INF01-WT-021418 0.11...	9.70e3	97.5	NO
5	5 13C9-PFNA	1800332-08 OF-INF01-WT-021418 0.11...	9.67e3	61.8	NO
6	6 13C4-PFOS	1800332-08 OF-INF01-WT-021418 0.11...	3.16e3	85.9	NO
7	7 13C6-PFDA	1800332-08 OF-INF01-WT-021418 0.11...	1.26e4	89.4	NO
8	8 13C7-PFUDa	1800332-08 OF-INF01-WT-021418 0.11...	1.54e4	94.7	NO

Dataset: Untitled

Last Altered: Thursday, March 01, 2018 11:59:08 Pacific Standard Time

Printed: Thursday, March 01, 2018 12:00:27 Pacific Standard Time

Name: 180227M1_103, Date: 28-Feb-2018, Time: 14:49:19, ID: 1800332-09 OF-MID01-WT-021418 0.11976,
Description: OF-MID01-WT-021418

	# Name	ID	Area	%Rec	Area Out
1	1 13C4-PFBA	1800332-09 OF-MID01-WT-021418 0.1...	8.95e3	59.9	NO
2	2 13C5-PFHxA	1800332-09 OF-MID01-WT-021418 0.1...	1.06e4	69.5	NO
3	3 13C3-PFHxS	1800332-09 OF-MID01-WT-021418 0.1...	2.96e3	72.3	NO
4	4 13C8-PFOA	1800332-09 OF-MID01-WT-021418 0.1...	8.16e3	82.0	NO
5	5 13C9-PFNA	1800332-09 OF-MID01-WT-021418 0.1...	9.88e3	63.1	NO
6	6 13C4-PFOS	1800332-09 OF-MID01-WT-021418 0.1...	3.36e3	91.4	NO
7	7 13C6-PFDA	1800332-09 OF-MID01-WT-021418 0.1...	1.18e4	83.3	NO
8	8 13C7-PFUDa	1800332-09 OF-MID01-WT-021418 0.1...	1.14e4	70.2	NO

Name: 180227M1_104, Date: 28-Feb-2018, Time: 15:00:46, ID: 1800332-10 OF-FB01-WT-021418 0.12199,
Description: OF-FB01-WT-021418

	# Name	ID	Area	%Rec	Area Out
1	1 13C4-PFBA	1800332-10 OF-FB01-WT-021418 0.12...	8.93e3	59.8	NO
2	2 13C5-PFHxA	1800332-10 OF-FB01-WT-021418 0.12...	1.07e4	69.7	NO
3	3 13C3-PFHxS	1800332-10 OF-FB01-WT-021418 0.12...	2.90e3	70.8	NO
4	4 13C8-PFOA	1800332-10 OF-FB01-WT-021418 0.12...	9.92e3	99.7	NO
5	5 13C9-PFNA	1800332-10 OF-FB01-WT-021418 0.12...	1.14e4	72.9	NO
6	6 13C4-PFOS	1800332-10 OF-FB01-WT-021418 0.12...	2.95e3	80.2	NO
7	7 13C6-PFDA	1800332-10 OF-FB01-WT-021418 0.12...	1.16e4	81.9	NO
8	8 13C7-PFUDa	1800332-10 OF-FB01-WT-021418 0.12...	1.33e4	81.3	NO

Name: 180227M1_105, Date: 28-Feb-2018, Time: 15:12:12, ID: 1800332-11 OF-EFF01-WT-021418 0.12052,
Description: OF-EFF01-WT-021418

	# Name	ID	Area	%Rec	Area Out
1	1 13C4-PFBA	1800332-11 OF-EFF01-WT-021418 0.1...	7.56e3	50.6	NO
2	2 13C5-PFHxA	1800332-11 OF-EFF01-WT-021418 0.1...	9.15e3	59.8	NO
3	3 13C3-PFHxS	1800332-11 OF-EFF01-WT-021418 0.1...	2.90e3	70.8	NO
4	4 13C8-PFOA	1800332-11 OF-EFF01-WT-021418 0.1...	8.63e3	86.7	NO
5	5 13C9-PFNA	1800332-11 OF-EFF01-WT-021418 0.1...	9.04e3	57.8	NO
6	6 13C4-PFOS	1800332-11 OF-EFF01-WT-021418 0.1...	2.95e3	80.2	NO
7	7 13C6-PFDA	1800332-11 OF-EFF01-WT-021418 0.1...	1.01e4	71.1	NO
8	8 13C7-PFUDa	1800332-11 OF-EFF01-WT-021418 0.1...	1.48e4	90.7	NO

Name: 180227M1_106, Date: 28-Feb-2018, Time: 15:23:42, ID: 1800332-12 OF-EFF01P-WT-021418 0.12067,
Description: OF-EFF01P-WT-021418

	# Name	ID	Area	%Rec	Area Out
1	1 13C4-PFBA	1800332-12 OF-EFF01P-WT-021418 0....	8.81e3	58.9	NO
2	2 13C5-PFHxA	1800332-12 OF-EFF01P-WT-021418 0....	1.05e4	68.5	NO
3	3 13C3-PFHxS	1800332-12 OF-EFF01P-WT-021418 0....	2.88e3	70.3	NO
4	4 13C8-PFOA	1800332-12 OF-EFF01P-WT-021418 0....	9.86e3	99.1	NO
5	5 13C9-PFNA	1800332-12 OF-EFF01P-WT-021418 0....	1.26e4	80.3	NO
6	6 13C4-PFOS	1800332-12 OF-EFF01P-WT-021418 0....	2.95e3	80.3	NO
7	7 13C6-PFDA	1800332-12 OF-EFF01P-WT-021418 0....	1.34e4	94.6	NO
8	8 13C7-PFUDa	1800332-12 OF-EFF01P-WT-021418 0....	1.49e4	91.5	NO

Dataset: Untitled

Last Altered: Thursday, March 01, 2018 11:59:08 Pacific Standard Time

Printed: Thursday, March 01, 2018 12:00:27 Pacific Standard Time

Name: 180227M1_107, Date: 28-Feb-2018, Time: 15:35:11, ID: 1800337-01 REEPDW189 0.12105, Description: REEPDW189

	# Name	ID	Area	%Rec	Area Out
1	1 13C4-PFBA	1800337-01 REEPDW189 0.12105	1.02e4	67.9	NO
2	2 13C5-PFHxA	1800337-01 REEPDW189 0.12105	1.17e4	76.2	NO
3	3 13C3-PFHxS	1800337-01 REEPDW189 0.12105	2.98e3	73.0	NO
4	4 13C8-PFOA	1800337-01 REEPDW189 0.12105	8.68e3	87.2	NO
5	5 13C9-PFNA	1800337-01 REEPDW189 0.12105	1.16e4	74.0	NO
6	6 13C4-PFOS	1800337-01 REEPDW189 0.12105	3.43e3	93.3	NO
7	7 13C6-PFDA	1800337-01 REEPDW189 0.12105	1.24e4	87.5	NO
8	8 13C7-PFUDa	1800337-01 REEPDW189 0.12105	1.22e4	74.8	NO

Name: 180227M1_108, Date: 28-Feb-2018, Time: 15:46:41, ID: 1800338-01 REEPDW189FRB 0.12225, Description: REEPDW189FRB

	# Name	ID	Area	%Rec	Area Out
1	1 13C4-PFBA	1800338-01 REEPDW189FRB 0.12225	9.48e3	63.5	NO
2	2 13C5-PFHxA	1800338-01 REEPDW189FRB 0.12225	1.18e4	77.4	NO
3	3 13C3-PFHxS	1800338-01 REEPDW189FRB 0.12225	3.23e3	79.0	NO
4	4 13C8-PFOA	1800338-01 REEPDW189FRB 0.12225	9.38e3	94.2	NO
5	5 13C9-PFNA	1800338-01 REEPDW189FRB 0.12225	1.08e4	68.9	NO
6	6 13C4-PFOS	1800338-01 REEPDW189FRB 0.12225	2.92e3	79.4	NO
7	7 13C6-PFDA	1800338-01 REEPDW189FRB 0.12225	1.49e4	105.2	NO
8	8 13C7-PFUDa	1800338-01 REEPDW189FRB 0.12225	1.49e4	91.4	NO

Name: 180227M1_109, Date: 28-Feb-2018, Time: 15:58:10, ID: IPA, Description: IPA

	# Name	ID	Area	%Rec	Area Out
1	1 13C4-PFBA	IPA			NO
2	2 13C5-PFHxA	IPA			NO
3	3 13C3-PFHxS	IPA			NO
4	4 13C8-PFOA	IPA	5.30e0	0.1	YES
5	5 13C9-PFNA	IPA			NO
6	6 13C4-PFOS	IPA			NO
7	7 13C6-PFDA	IPA			NO
8	8 13C7-PFUDa	IPA			NO

Name: 180227M1_110, Date: 28-Feb-2018, Time: 16:09:37, ID: ST180227M1-14 PFC CS3 18B2317, Description: PFC CS3 18B2317

	# Name	ID	Area	%Rec	Area Out
1	1 13C4-PFBA	ST180227M1-14 PFC CS3 18B2317	1.30e4	87.2	NO
2	2 13C5-PFHxA	ST180227M1-14 PFC CS3 18B2317	1.65e4	108.0	NO
3	3 13C3-PFHxS	ST180227M1-14 PFC CS3 18B2317	4.10e3	100.3	NO
4	4 13C8-PFOA	ST180227M1-14 PFC CS3 18B2317	1.49e4	149.3	NO
5	5 13C9-PFNA	ST180227M1-14 PFC CS3 18B2317	1.46e4	93.5	NO
6	6 13C4-PFOS	ST180227M1-14 PFC CS3 18B2317	4.02e3	109.3	NO
7	7 13C6-PFDA	ST180227M1-14 PFC CS3 18B2317	1.69e4	119.5	NO
8	8 13C7-PFUDa	ST180227M1-14 PFC CS3 18B2317	1.73e4	105.9	NO

Dataset: Untitled

Last Altered: Thursday, March 01, 2018 11:59:08 Pacific Standard Time

Printed: Thursday, March 01, 2018 12:00:27 Pacific Standard Time

Name: 180227M1_111, Date: 28-Feb-2018, Time: 16:21:07, ID: IPA, Description: IPA

	# Name	ID	Area	%Rec	Area Out
1	1 13C4-PFBA	IPA			NO
2	2 13C5-PFHxA	IPA			NO
3	3 13C3-PFHxS	IPA			NO
4	4 13C8-PFOA	IPA	8.47e0	0.1	YES
5	5 13C9-PFNA	IPA			NO
6	6 13C4-PFOS	IPA			NO
7	7 13C6-PFDA	IPA			NO
8	8 13C7-PFUDa	IPA			NO

Name: 180227M1_112, Date: 28-Feb-2018, Time: 16:32:36, ID: 1800339-01 WI-A06-MW-06-0218 0.11846, Description: WI-A06-MW-06-0218

	# Name	ID	Area	%Rec	Area Out
1	1 13C4-PFBA	1800339-01 WI-A06-MW-06-0218 0.118...	8.70e3	58.2	NO
2	2 13C5-PFHxA	1800339-01 WI-A06-MW-06-0218 0.118...	1.03e4	67.3	NO
3	3 13C3-PFHxS	1800339-01 WI-A06-MW-06-0218 0.118...	2.74e3	67.0	NO
4	4 13C8-PFOA	1800339-01 WI-A06-MW-06-0218 0.118...	9.45e3	94.9	NO
5	5 13C9-PFNA	1800339-01 WI-A06-MW-06-0218 0.118...	9.39e3	60.0	NO
6	6 13C4-PFOS	1800339-01 WI-A06-MW-06-0218 0.118...	3.46e3	94.0	NO
7	7 13C6-PFDA	1800339-01 WI-A06-MW-06-0218 0.118...	1.13e4	79.8	NO
8	8 13C7-PFUDa	1800339-01 WI-A06-MW-06-0218 0.118...	1.43e4	87.7	NO

Name: 180227M1_113, Date: 28-Feb-2018, Time: 16:44:06, ID: 1800339-02 WI-A06-FB01-021618 0.12165, Description: WI-A06-FB01-021618

	# Name	ID	Area	%Rec	Area Out
1	1 13C4-PFBA	1800339-02 WI-A06-FB01-021618 0.12...	8.91e3	59.6	NO
2	2 13C5-PFHxA	1800339-02 WI-A06-FB01-021618 0.12...	1.02e4	66.4	NO
3	3 13C3-PFHxS	1800339-02 WI-A06-FB01-021618 0.12...	2.86e3	69.9	NO
4	4 13C8-PFOA	1800339-02 WI-A06-FB01-021618 0.12...	1.02e4	102.9	NO
5	5 13C9-PFNA	1800339-02 WI-A06-FB01-021618 0.12...	1.01e4	64.6	NO
6	6 13C4-PFOS	1800339-02 WI-A06-FB01-021618 0.12...	2.64e3	71.8	NO
7	7 13C6-PFDA	1800339-02 WI-A06-FB01-021618 0.12...	1.06e4	74.9	NO
8	8 13C7-PFUDa	1800339-02 WI-A06-FB01-021618 0.12...	1.20e4	73.7	NO

Name: 180227M1_114, Date: 28-Feb-2018, Time: 16:55:33, ID: 1800339-03 WI-A06-EB01-021618 0.12121, Description: WI-A06-EB01-021618

	# Name	ID	Area	%Rec	Area Out
1	1 13C4-PFBA	1800339-03 WI-A06-EB01-021618 0.12...	9.48e3	63.4	NO
2	2 13C5-PFHxA	1800339-03 WI-A06-EB01-021618 0.12...	1.01e4	65.7	NO
3	3 13C3-PFHxS	1800339-03 WI-A06-EB01-021618 0.12...	2.87e3	70.3	NO
4	4 13C8-PFOA	1800339-03 WI-A06-EB01-021618 0.12...	9.58e3	96.3	NO
5	5 13C9-PFNA	1800339-03 WI-A06-EB01-021618 0.12...	1.07e4	68.6	NO
6	6 13C4-PFOS	1800339-03 WI-A06-EB01-021618 0.12...	3.19e3	86.9	NO
7	7 13C6-PFDA	1800339-03 WI-A06-EB01-021618 0.12...	1.16e4	82.2	NO
8	8 13C7-PFUDa	1800339-03 WI-A06-EB01-021618 0.12...	1.63e4	100.0	NO

Dataset: Untitled

Last Altered: Thursday, March 01, 2018 11:59:08 Pacific Standard Time

Printed: Thursday, March 01, 2018 12:00:27 Pacific Standard Time

Name: 180227M1_115, Date: 28-Feb-2018, Time: 17:07:03, ID: 1800339-04 WI-A06-S-01-0218 0.12143, Description: WI-A06-S-01-0218

	# Name	ID	Area	%Rec	Area Out
1	1 13C4-PFBA	1800339-04 WI-A06-S-01-0218 0.12143	8.50e3	56.9	NO
2	2 13C5-PFHxA	1800339-04 WI-A06-S-01-0218 0.12143	9.57e3	62.6	NO
3	3 13C3-PFHxS	1800339-04 WI-A06-S-01-0218 0.12143	2.73e3	66.6	NO
4	4 13C8-PFOA	1800339-04 WI-A06-S-01-0218 0.12143	9.95e3	99.9	NO
5	5 13C9-PFNA	1800339-04 WI-A06-S-01-0218 0.12143	1.08e4	69.0	NO
6	6 13C4-PFOS	1800339-04 WI-A06-S-01-0218 0.12143	3.06e3	83.3	NO
7	7 13C6-PFDA	1800339-04 WI-A06-S-01-0218 0.12143	1.10e4	77.9	NO
8	8 13C7-PFUDa	1800339-04 WI-A06-S-01-0218 0.12143	1.30e4	79.6	NO

Name: 180227M1_116, Date: 28-Feb-2018, Time: 17:18:32, ID: 1800339-05 WI-A06-S-01P-0218 0.12184, Description: WI-A06-S-01P-0218

	# Name	ID	Area	%Rec	Area Out
1	1 13C4-PFBA	1800339-05 WI-A06-S-01P-0218 0.12184	8.21e3	55.0	NO
2	2 13C5-PFHxA	1800339-05 WI-A06-S-01P-0218 0.12184	9.84e3	64.3	NO
3	3 13C3-PFHxS	1800339-05 WI-A06-S-01P-0218 0.12184	2.77e3	67.8	NO
4	4 13C8-PFOA	1800339-05 WI-A06-S-01P-0218 0.12184	8.05e3	80.9	NO
5	5 13C9-PFNA	1800339-05 WI-A06-S-01P-0218 0.12184	9.60e3	61.3	NO
6	6 13C4-PFOS	1800339-05 WI-A06-S-01P-0218 0.12184	3.20e3	87.0	NO
7	7 13C6-PFDA	1800339-05 WI-A06-S-01P-0218 0.12184	1.02e4	72.4	NO
8	8 13C7-PFUDa	1800339-05 WI-A06-S-01P-0218 0.12184	1.20e4	73.7	NO

Name: 180227M1_117, Date: 28-Feb-2018, Time: 17:30:02, ID: 1800339-06 WI-A06-FB01-021918 0.12222, Description: WI-A06-FB01-021918

	# Name	ID	Area	%Rec	Area Out
1	1 13C4-PFBA	1800339-06 WI-A06-FB01-021918 0.12...	8.53e3	57.1	NO
2	2 13C5-PFHxA	1800339-06 WI-A06-FB01-021918 0.12...	1.10e4	71.8	NO
3	3 13C3-PFHxS	1800339-06 WI-A06-FB01-021918 0.12...	3.11e3	76.1	NO
4	4 13C8-PFOA	1800339-06 WI-A06-FB01-021918 0.12...	8.63e3	86.7	NO
5	5 13C9-PFNA	1800339-06 WI-A06-FB01-021918 0.12...	1.00e4	64.2	NO
6	6 13C4-PFOS	1800339-06 WI-A06-FB01-021918 0.12...	3.43e3	93.3	NO
7	7 13C6-PFDA	1800339-06 WI-A06-FB01-021918 0.12...	1.09e4	76.7	NO
8	8 13C7-PFUDa	1800339-06 WI-A06-FB01-021918 0.12...	1.49e4	91.1	NO

Name: 180227M1_118, Date: 28-Feb-2018, Time: 17:41:23, ID: IPA, Description: IPA

	# Name	ID	Area	%Rec	Area Out
1	1 13C4-PFBA	IPA			NO
2	2 13C5-PFHxA	IPA			NO
3	3 13C3-PFHxS	IPA			NO
4	4 13C8-PFOA	IPA			NO
5	5 13C9-PFNA	IPA			NO
6	6 13C4-PFOS	IPA			NO
7	7 13C6-PFDA	IPA			NO
8	8 13C7-PFUDa	IPA			NO

Dataset: Untitled

Last Altered: Thursday, March 01, 2018 11:59:08 Pacific Standard Time

Printed: Thursday, March 01, 2018 12:00:27 Pacific Standard Time

Name: 180227M1_119, Date: 28-Feb-2018, Time: 17:52:50, ID: ST180227M1-15 PFC CS3 18B2317, Description: PFC CS3 18B2317

	# Name	ID	Area	%Rec	Area Out
1	1 13C4-PFBA	ST180227M1-15 PFC CS3 18B2317	1.31e4	87.7	NO
2	2 13C5-PFHxA	ST180227M1-15 PFC CS3 18B2317	1.68e4	109.8	NO
3	3 13C3-PFHxS	ST180227M1-15 PFC CS3 18B2317	4.14e3	101.1	NO
4	4 13C8-PFOA	ST180227M1-15 PFC CS3 18B2317	1.64e4	164.5	YES
5	5 13C9-PFNA	ST180227M1-15 PFC CS3 18B2317	1.27e4	81.4	NO
6	6 13C4-PFOS	ST180227M1-15 PFC CS3 18B2317	4.45e3	120.9	NO
7	7 13C6-PFDA	ST180227M1-15 PFC CS3 18B2317	1.37e4	96.5	NO
8	8 13C7-PFUDa	ST180227M1-15 PFC CS3 18B2317	1.88e4	115.2	NO

Dataset: Untitled

Last Altered: Wednesday, February 28, 2018 11:59:38 Pacific Standard Time

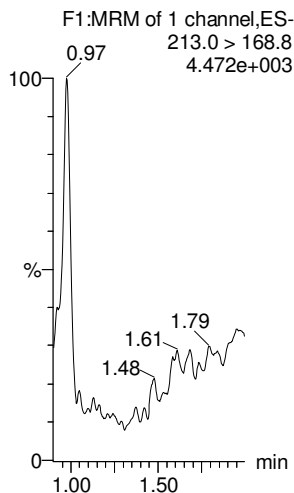
Printed: Wednesday, February 28, 2018 11:59:42 Pacific Standard Time

Method: F:\Projects\PFAS.PRO\MethDB\PFAS_FULL_80C_022718.mdb 28 Feb 2018 09:22:07

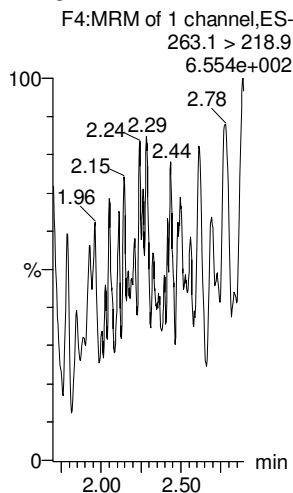
Calibration: F:\Projects\PFAS.PRO\CurveDB\C18_VAL-PFAS_Q4_02-27-18-FULL.cdb 28 Feb 2018 11:20:16

Name: 180227M1_12, Date: 27-Feb-2018, Time: 21:25:26, ID: IPA, Description: IPA

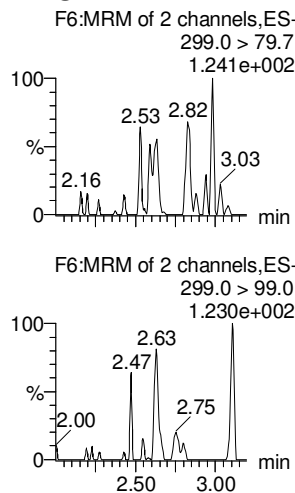
PFBA



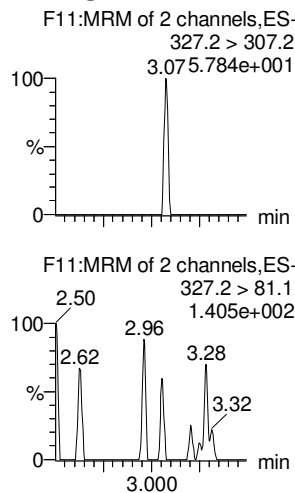
PFPeA



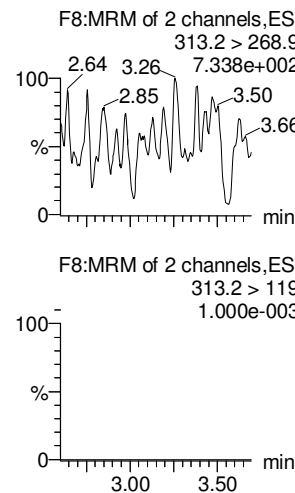
PFBS



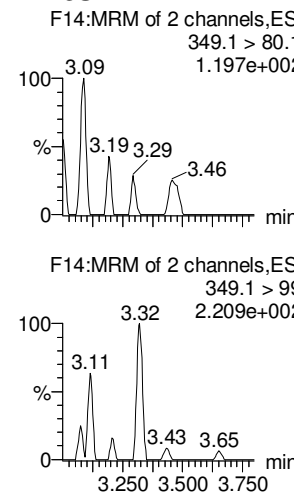
4:2 FTS



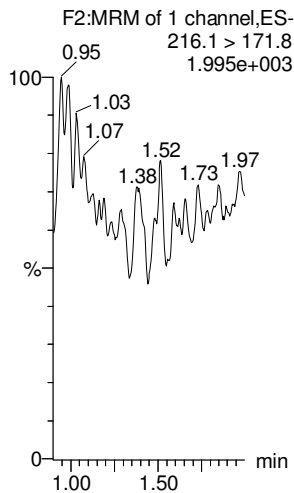
PFHxA



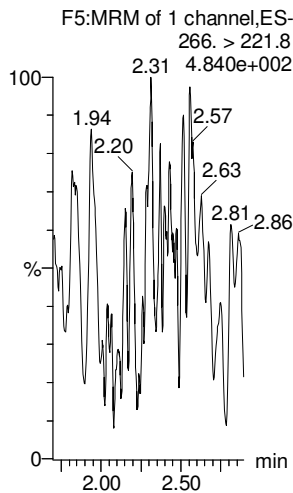
PFPeS



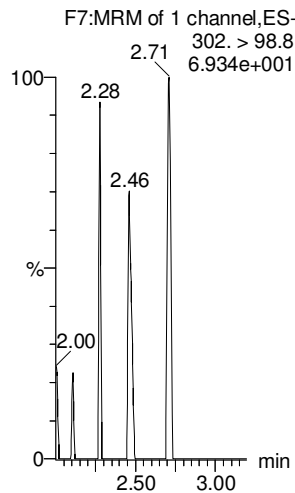
13C3-PFBA



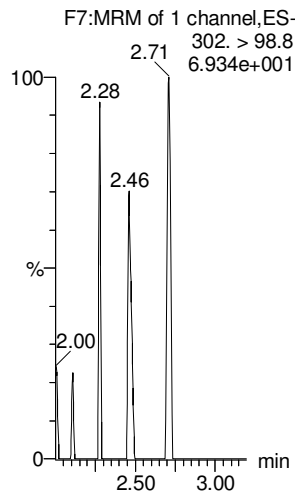
13C3-PFPeA



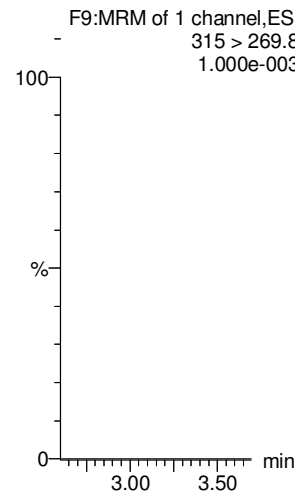
13C3-PFBS



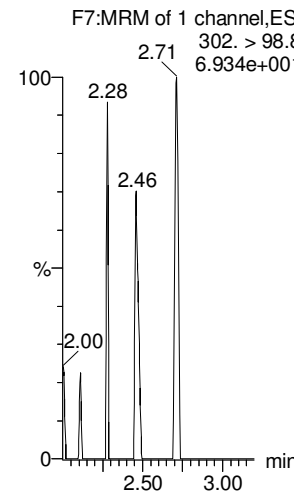
13C3-PFBS



13C2-PFHxA



13C3-PFBS



Dataset: Untitled

Last Altered: Wednesday, February 28, 2018 11:59:38 Pacific Standard Time

Printed: Wednesday, February 28, 2018 11:59:42 Pacific Standard Time

Name: 180227M1_12, Date: 27-Feb-2018, Time: 21:25:26, ID: IPA, Description: IPA

6:2 FTS

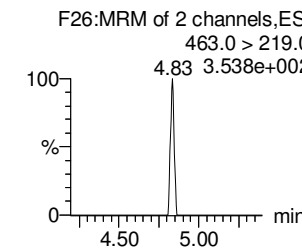
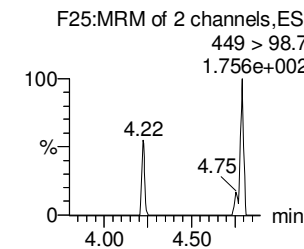
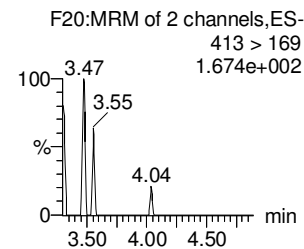
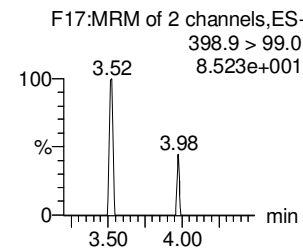
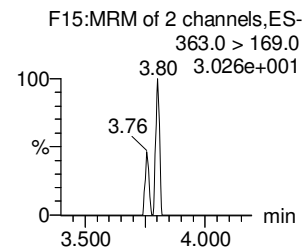
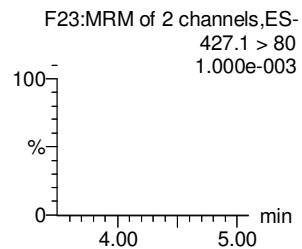
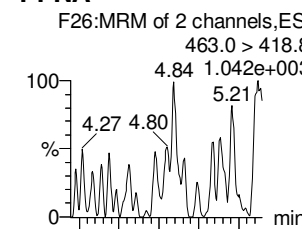
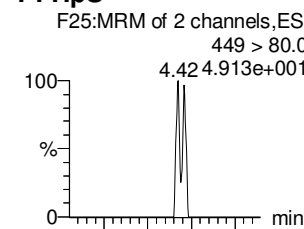
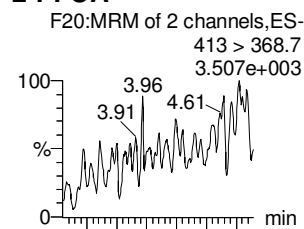
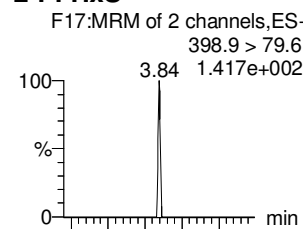
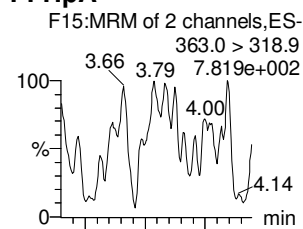
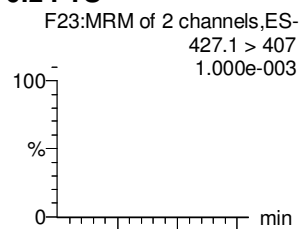
PFHpA

L-PFHxS

L-PFOA

PFHpS

PFNA



18O2-PFHxS

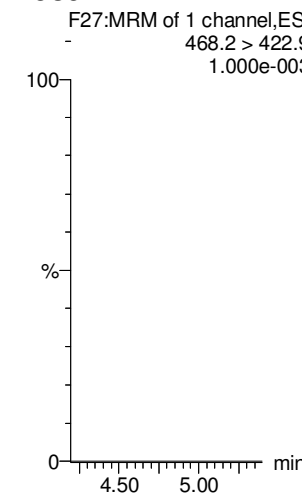
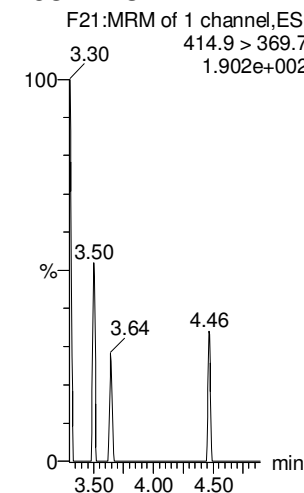
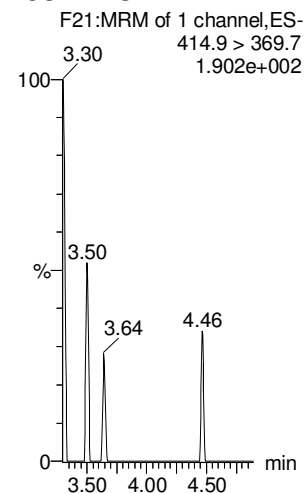
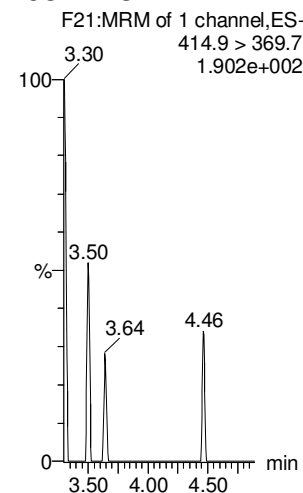
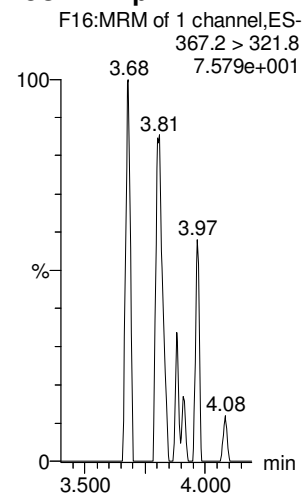
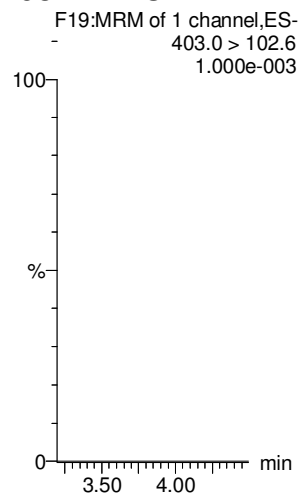
13C4-PFHpA

13C2-PFOA

13C2-PFOA

13C2-PFOA

13C5-PFNA



Dataset: Untitled

Last Altered: Wednesday, February 28, 2018 11:59:38 Pacific Standard Time

Printed: Wednesday, February 28, 2018 11:59:42 Pacific Standard Time

Name: 180227M1_12, Date: 27-Feb-2018, Time: 21:25:26, ID: IPA, Description: IPA

PFOSA

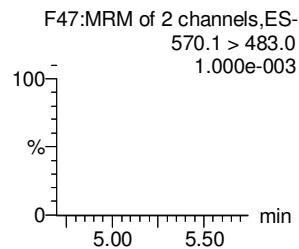
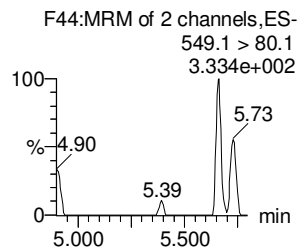
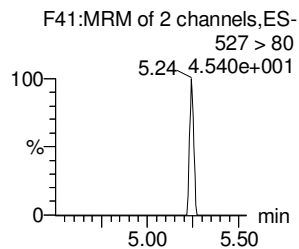
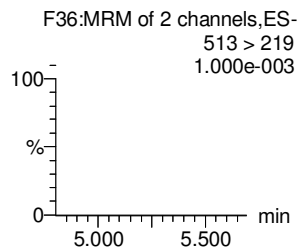
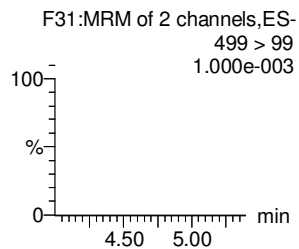
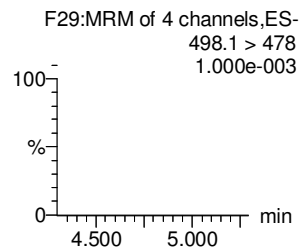
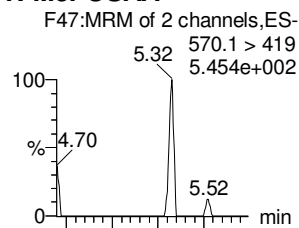
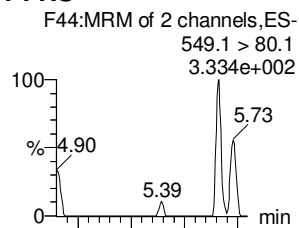
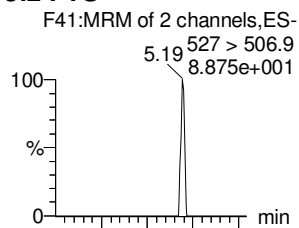
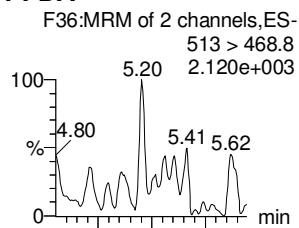
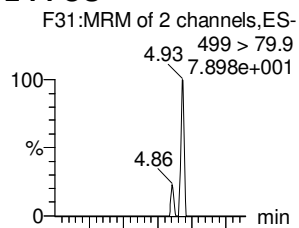
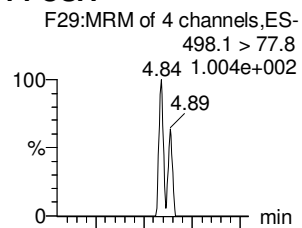
L-PFOS

PFDA

8:2 FTS

PFNS

N-MeFOSAA



13C8-PFOSA

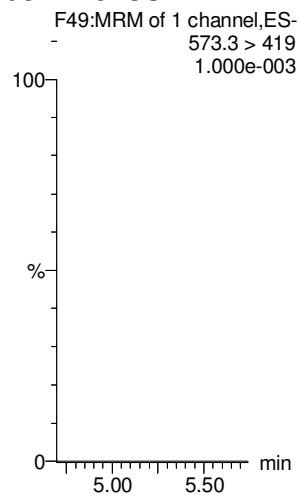
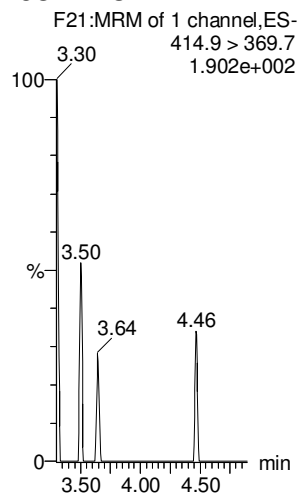
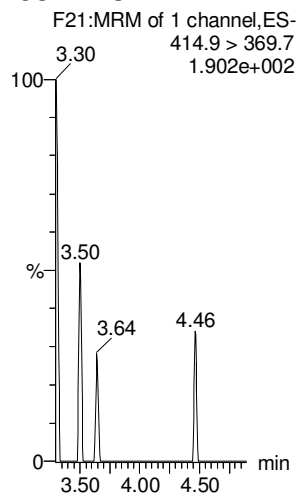
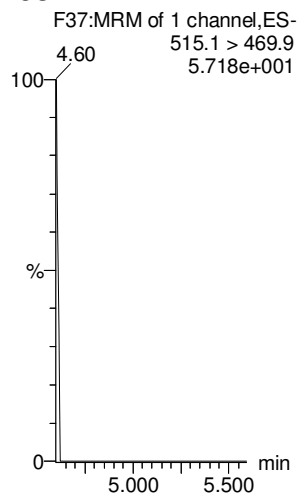
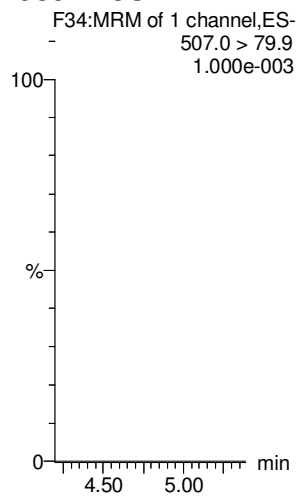
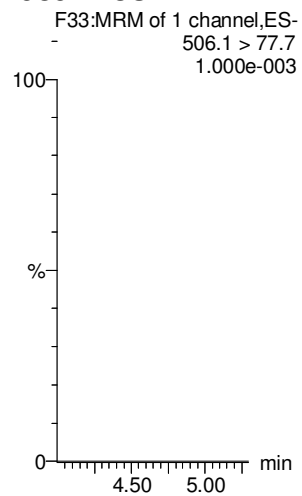
13C8-PFOS

13C2-PFDA

13C2-PFOA

13C2-PFOA

d3-N-MeFOSAA



Dataset: Untitled

Last Altered: Wednesday, February 28, 2018 11:59:38 Pacific Standard Time

Printed: Wednesday, February 28, 2018 11:59:42 Pacific Standard Time

Name: 180227M1_12, Date: 27-Feb-2018, Time: 21:25:26, ID: IPA, Description: IPA

N-EtFOSAA

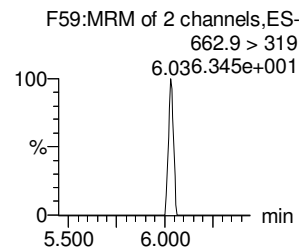
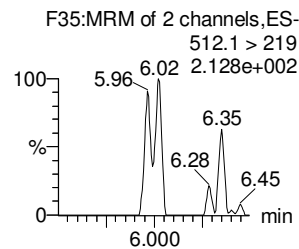
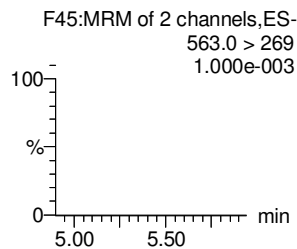
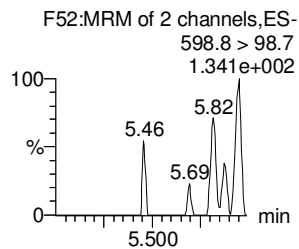
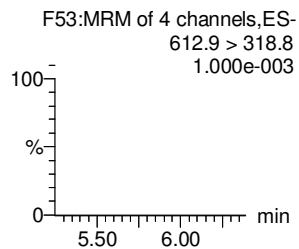
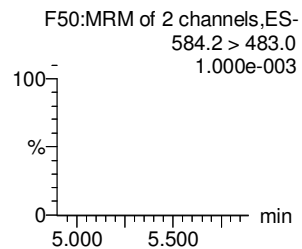
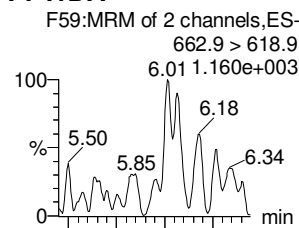
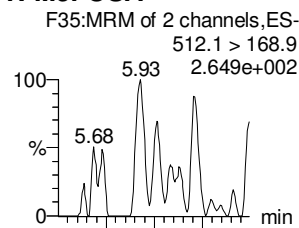
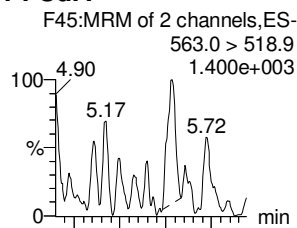
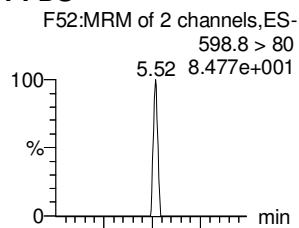
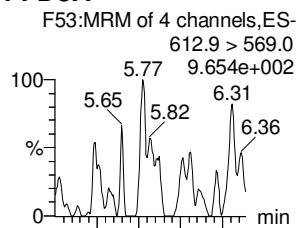
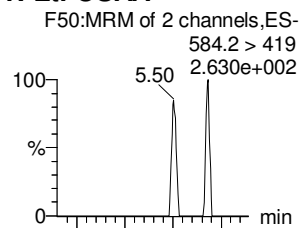
PFDoA

PFDS

PFUdA

N-MeFOSA

PFTrDA



d5-N-EtFOSAA

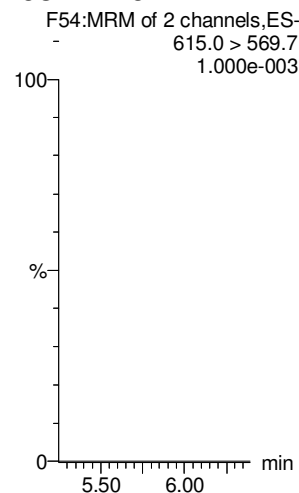
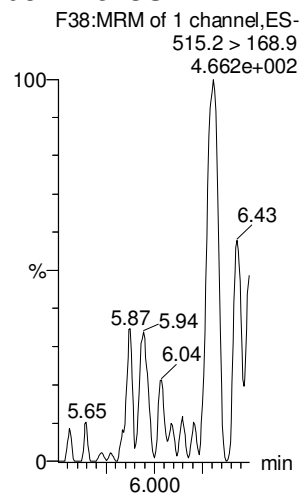

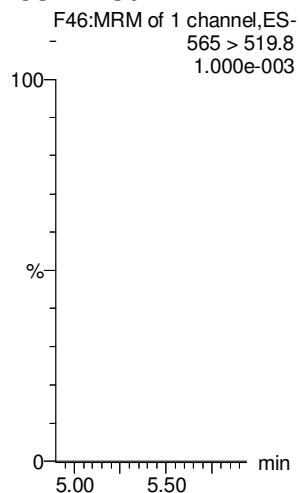
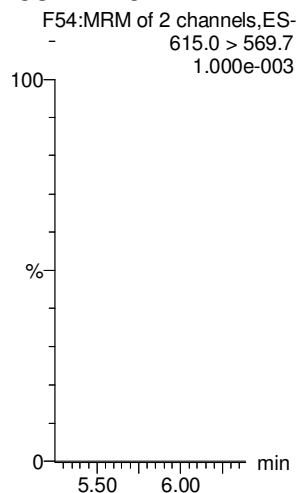
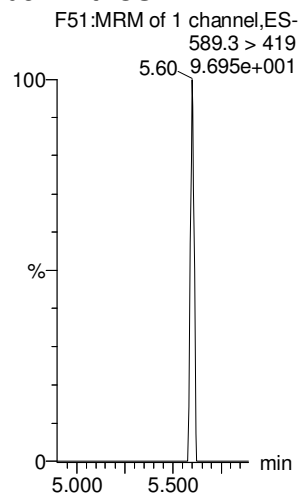
13C2-PFDoA

13C2-PFUdA

13C2-PFUdA

d3-N-MeFOSA

13C2-PFDoA



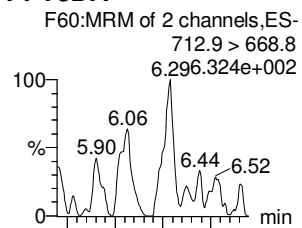
Dataset: Untitled

Last Altered: Wednesday, February 28, 2018 11:59:38 Pacific Standard Time

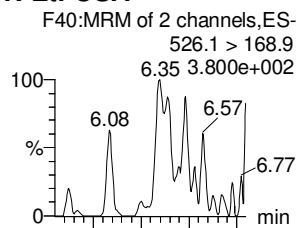
Printed: Wednesday, February 28, 2018 11:59:42 Pacific Standard Time

Name: 180227M1_12, Date: 27-Feb-2018, Time: 21:25:26, ID: IPA, Description: IPA

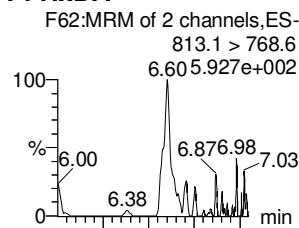
PFTeDA



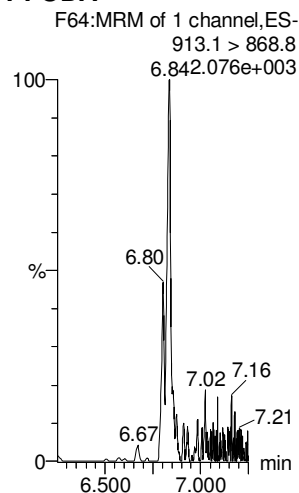
N-EtFOSEA



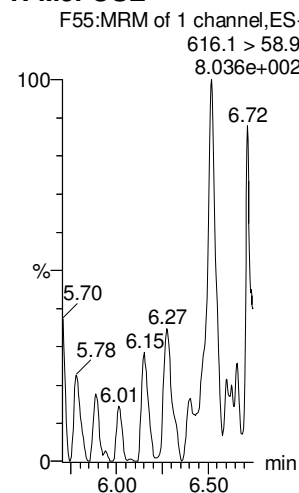
PFHxDA



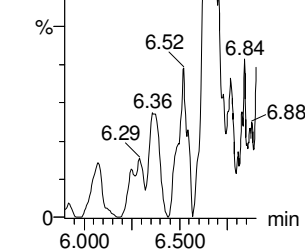
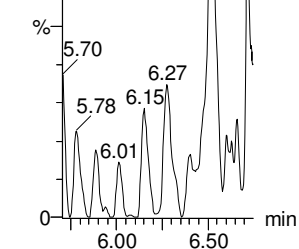
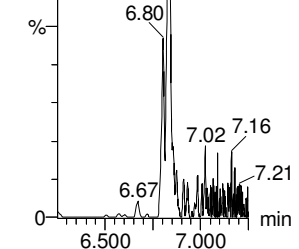
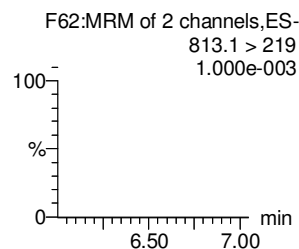
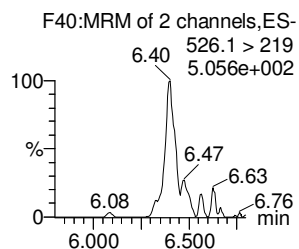
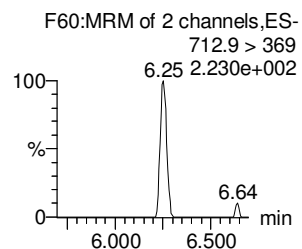
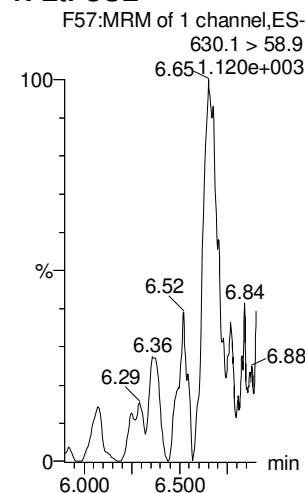
PFODA



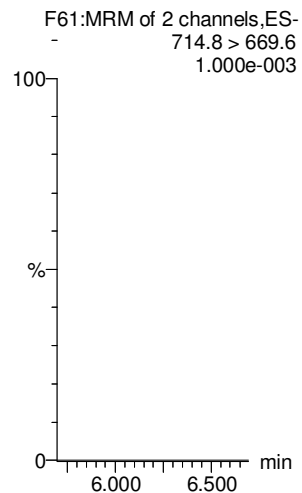
N-MeFOSE



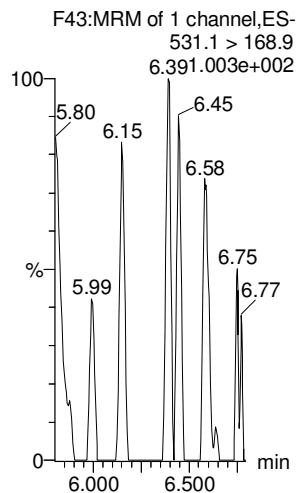
N-EtFOSE



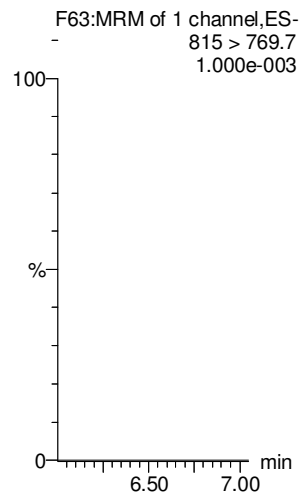
13C2-PFTeDA



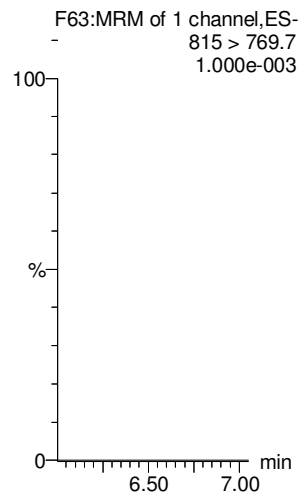
d5-N-ETFOSEA



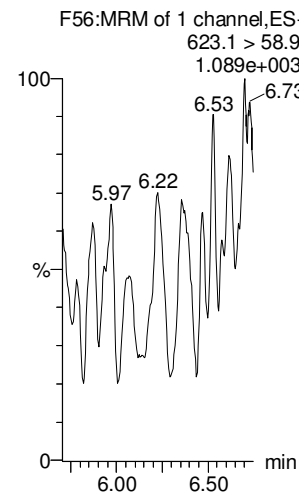
13C2-PFHxDA



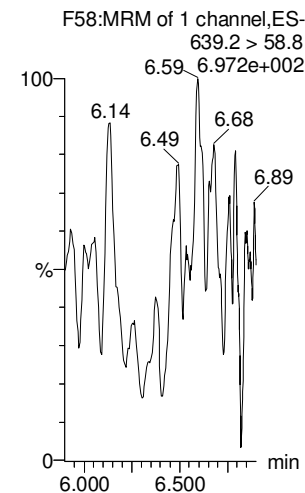
13C2-PFHxDA



d7-N-MeFOSE



d9-N-EtFOSE



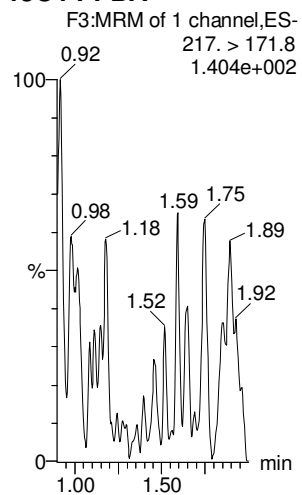
Dataset: Untitled

Last Altered: Wednesday, February 28, 2018 11:59:38 Pacific Standard Time

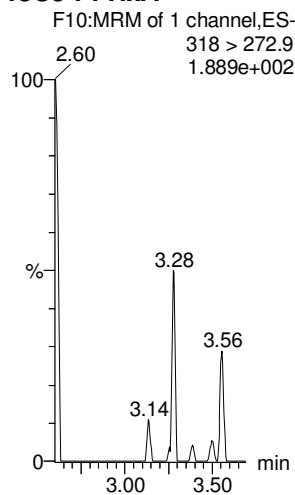
Printed: Wednesday, February 28, 2018 11:59:42 Pacific Standard Time

Name: 180227M1_12, Date: 27-Feb-2018, Time: 21:25:26, ID: IPA, Description: IPA

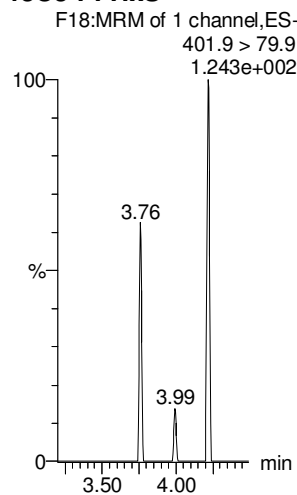
13C4-PFBA



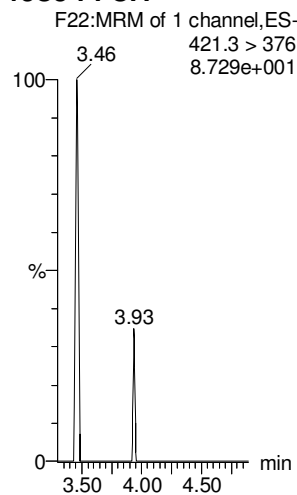
13C5-PFHxA



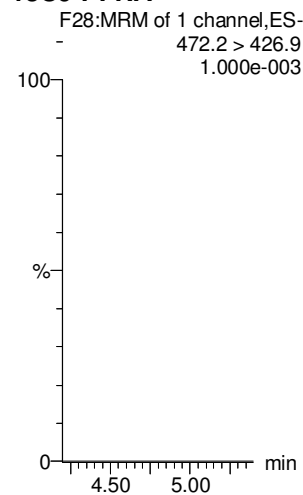
13C3-PFHxS



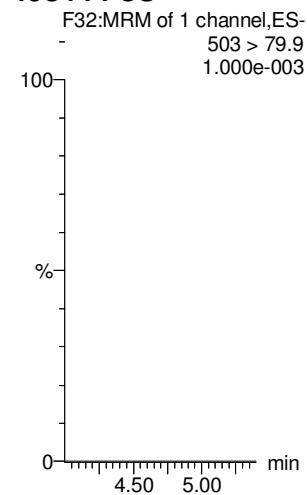
13C8-PFOA



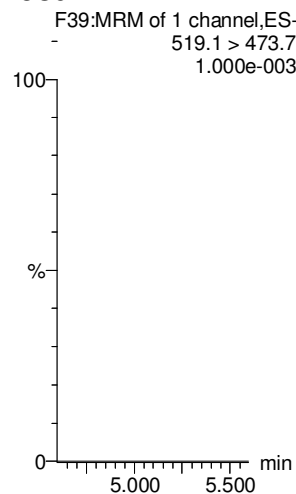
13C9-PFNA



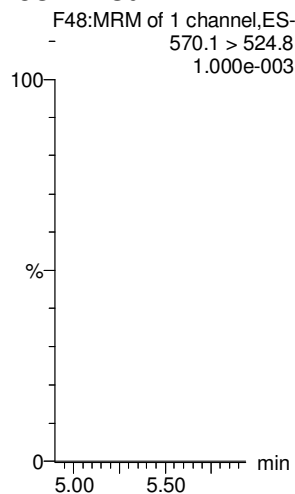
13C4-PFOS



13C6-PFDA



13C7-PFUdA



LC Calibration Standards Review Checklist Q4

Calibration ID:		ION Ratio	Concentration	C-Cals Name	Sign Date	Correct I-Cal	Manual Integrations	
<u>ST180227M1-11</u>	<u>L M H</u>	<input checked="" type="checkbox"/>	<input checked="" type="checkbox"/>	<input checked="" type="checkbox"/>	<input checked="" type="checkbox"/>	<input checked="" type="checkbox"/>	<input checked="" type="checkbox"/>	<input checked="" type="checkbox"/>
	<u>-12</u>	<input type="checkbox"/>	<input checked="" type="checkbox"/>	<input checked="" type="checkbox"/>	<input checked="" type="checkbox"/>	<input checked="" type="checkbox"/>	<input checked="" type="checkbox"/>	<input type="checkbox"/>
	<u>-13</u>	<input type="checkbox"/>	<input checked="" type="checkbox"/>	<input checked="" type="checkbox"/>	<input checked="" type="checkbox"/>	<input checked="" type="checkbox"/>	<input checked="" type="checkbox"/>	<input type="checkbox"/>
	<u>-14</u>	<input type="checkbox"/>	<input checked="" type="checkbox"/>	<input checked="" type="checkbox"/>	<input checked="" type="checkbox"/>	<input checked="" type="checkbox"/>	<input checked="" type="checkbox"/>	<input type="checkbox"/>
	<u>-15</u>	<input checked="" type="checkbox"/>	<input checked="" type="checkbox"/>	<input checked="" type="checkbox"/>	<input type="checkbox"/>	<input checked="" type="checkbox"/>	<input type="checkbox"/>	<input checked="" type="checkbox"/>
	<u>L M H</u>	<input type="checkbox"/>	<input type="checkbox"/>	<input type="checkbox"/>	<input type="checkbox"/>	<input type="checkbox"/>	<input type="checkbox"/>	<input type="checkbox"/>
	<u>L M H</u>	<input type="checkbox"/>	<input type="checkbox"/>	<input type="checkbox"/>	<input type="checkbox"/>	<input type="checkbox"/>	<input type="checkbox"/>	<input type="checkbox"/>
	<u>L M H</u>	<input type="checkbox"/>	<input type="checkbox"/>	<input type="checkbox"/>	<input type="checkbox"/>	<input type="checkbox"/>	<input type="checkbox"/>	<input type="checkbox"/>
	<u>L M H</u>	<input type="checkbox"/>	<input type="checkbox"/>	<input type="checkbox"/>	<input type="checkbox"/>	<input type="checkbox"/>	<input type="checkbox"/>	<input type="checkbox"/>
	<u>L M H</u>	<input type="checkbox"/>	<input type="checkbox"/>	<input type="checkbox"/>	<input type="checkbox"/>	<input type="checkbox"/>	<input type="checkbox"/>	<input type="checkbox"/>

Full Mass Cal. Date: 12/27/17

Run Log Present:

of Samples per Sequence Checked:

Instrument Blank Saved: 180227 M

IIS Area Saved: 180227 M1

Reviewed By: JH, 03/01/2018
Initials/Date

Comments:

Ⓐ PPTeDA >1307. DM 31110

Ⓑ PFDa, PFDa, Me FOSA, Et FOSA >1307.
 PFDs, Et FOS E

Dataset: F:\Projects\PFAS.PRO\Results\180227M1\180027M1-38.qld

Rev'd: JA.
03/01/2018

Last Altered: Wednesday, February 28, 2018 12:18:40 Pacific Standard Time

Printed: Wednesday, February 28, 2018 12:20:06 Pacific Standard Time

Method: F:\Projects\PFAS.PRO\MethDB\PFAS_FULL_80C_022718.mdb 28 Feb 2018 09:22:07

Calibration: F:\Projects\PFAS.PRO\CurveDB\C18_VAL-PFAS_Q4_02-27-18-FULL.cdb 28 Feb 2018 11:20:16

Name: 180227M1_38, Date: 28-Feb-2018, Time: 02:23:40, ID: ST180227M1-11 PFC CS3 18B2317, Description: PFC CS3 18B2317

	# Name	Trace	Area	IS Area	RRF	Pred.RT	RT	y Axis Resp.	Conc.	%Rec	Recovery Out
1	1 PFBA	213.0 > 168.8	1.08e4	1.12e4		1.46	1.54	12.1	10.5	105.4	NO
2	2 PFPeA	263.1 > 218.9	1.09e4	1.29e4		2.31	2.50	10.6	11.2	111.6	NO
3	3 PFBS	299.0 > 79.7	2.66e3	1.80e3		2.60	2.77	18.4	10.5	104.7	NO
4	4 4:2 FTS	327.2>307.2	2.18e3	1.80e3		3.00	3.17	15.2	11.4	114.4	NO
5	5 PFHxA	313.2 > 268.9	1.19e4	3.88e3		3.19	3.26	15.3	9.90	99.0	NO
6	6 PFPeS	349.1>80.1	3.09e3	1.80e3		3.39	3.46	21.4	12.2	121.8	NO
7	7 PFHpA	363.0 > 318.9	1.24e4	1.06e4		3.81	3.88	14.6	11.8	118.1	NO
8	8 L-PFHxS	398.9 > 79.6	2.21e3	1.50e3		4.17	4.03	18.4	10.3	102.5	NO
9	10 6:2 FTS	427.1 > 407	3.27e3	1.63e4		4.28	4.35	2.50	12.6	126.1	NO
10	11 L-PFOA	413 > 368.7	1.35e4	1.63e4		4.40	4.40	10.3	10.9	109.4	NO
11	13 PFHpS	449 > 80.0	3.18e3	1.63e4		4.44	4.51	2.43	11.9	119.3	NO
12	14 PFNA	463.0 > 418.8	1.54e4	1.31e4		4.76	4.83	14.7	11.9	118.7	NO
13	15 PFOSA	498.1 > 77.8	3.80e3	4.39e3		4.83	4.90	10.8	11.1	111.4	NO
14	16 L-PFOS	499 > 79.9	3.00e3	3.41e3		4.69	4.91	11.0	11.4	114.1	NO
15	18 PFDA	513 > 468.8	1.83e4	1.52e4		5.14	5.21	15.1	10.1	101.3	NO
16	19 8:2 FTS	527 > 506.9	3.52e3	1.63e4		5.12	5.18	2.69	11.9	118.6	NO
17	20 PFNS	549.1>80.1	2.70e3	3.41e3		5.08	5.27	9.90	11.8	118.5	NO
18	21 N-MeFOSAA	570.1 > 419	7.20e3	5.78e3		5.29	5.36	15.6	10.9	109.3	NO
19	22 N-EtFOSAA	584.2 > 419	5.17e3	6.91e3		5.45	5.52	9.35	9.00	90.0	NO
20	23 PFUdA	563.0 > 518.9	1.38e4	1.52e4		5.46	5.53	11.4	13.0	129.9	NO
21	24 PFDS	598.8 > 80	3.72e3	1.52e4		5.51	5.58	3.06	11.4	113.5	NO
22	25 PFDoA	612.9 > 569.0	1.32e4	1.65e4		5.74	5.82	10.0	9.45	94.5	NO
23	26 N-MeFOSA	512.1 > 168.9	8.34e3	2.30e4		5.84	6.01	54.4	64.0	128.0	NO
24	27 PFTrDA	662.9 > 618.9	1.61e4	1.65e4		5.98	6.06	12.3	9.21	92.1	NO
25	28 PFTeDA	712.9 > 668.8	1.14e4	7.70e3		6.20	6.28	18.6	9.09	90.9	NO
26	29 N-EtFOSA	526.1 > 168.9	1.11e4	3.80e4		6.22	6.40	43.7	53.0	106.0	NO
27	30 PFHxDA	813.1 > 768.6	7.03e3	5.19e3		6.51	6.60	6.77	11.4	113.6	NO
28	31 PFODA	913.1 > 868.8	7.60e3	5.19e3		6.74	6.83	7.32	9.90	99.0	NO
29	32 N-MeFOSE	616.1 > 58.9	1.18e4	2.87e4		6.31	6.52	61.7	60.3	120.5	NO
30	33 N-EtFOSE	630.1 > 58.9	1.20e4	3.25e4		6.45	6.66	55.3	45.1	90.3	NO
31	34 13C3-PFBA	216.1 > 171.8	1.12e4	1.30e4	0.940	1.46	1.54	10.8	11.4	91.6	NO
32	35 13C3-PFPeA	266. > 221.8	1.29e4	1.30e4	0.948	2.42	2.50	12.3	13.0	104.1	NO

JA
2/28/18

Dataset: F:\Projects\PFAS.PRO\Results\180227M1\180027M1-38.qld

Last Altered: Wednesday, February 28, 2018 12:18:40 Pacific Standard Time

Printed: Wednesday, February 28, 2018 12:20:06 Pacific Standard Time

Name: 180227M1_38, Date: 28-Feb-2018, Time: 02:23:40, ID: ST180227M1-11 PFC CS3 18B2317, Description: PFC CS3 18B2317

	# Name	Trace	Area	IS Area	RRF	Pred.RT	RT	y Axis Resp.	Conc.	%Rec	Recovery Out
33	36 13C3-PFBS	302. > 98.8	1.80e3	1.30e4	0.131	2.69	2.77	1.73	13.1	105.2	NO
34	37 13C2-PFHxA	315 > 269.8	3.88e3	1.30e4	0.740	3.19	3.26	3.72	5.02	100.4	NO
35	38 13C4-PFHpA	367.2 > 321.8	1.06e4	1.30e4	0.776	3.81	3.88	10.1	13.0	104.4	NO
36	39 18O2-PFHxS	403.0 > 102.6	1.50e3	3.75e3	0.412	3.96	4.03	5.00	12.1	97.0	NO
37	40 13C2-PFOA	414.9 > 369.7	1.63e4	1.20e4	1.891	4.33	4.40	17.0	9.00	72.0	NO
38	41 13C5-PFNA	468.2 > 422.9	1.31e4	1.48e4	0.959	4.76	4.83	11.1	11.5	92.3	NO
39	42 13C8-PFOSA	506.1 > 77.7	4.39e3	1.81e4	0.308	4.83	4.90	3.03	9.83	78.6	NO
40	43 13C8-PFOS	507.0 > 79.9	3.41e3	3.55e3	1.096	4.84	4.91	12.0	11.0	87.7	NO
41	44 13C2-PFDA	515.1 > 469.9	1.52e4	1.74e4	0.926	5.14	5.21	10.9	11.8	94.0	NO
42	45 d3-N-MeFOSAA	573.3 > 419	5.78e3	1.81e4	0.359	5.29	5.36	3.98	11.1	88.8	NO
43	46 d5-N-EtFOSAA	589.3 > 419	6.91e3	1.81e4	0.435	5.45	5.51	4.76	11.0	87.7	NO
44	47 13C2-PFUdA	565 > 519.8	1.52e4	1.81e4	1.138	5.46	5.53	10.4	9.18	73.4	NO
45	48 13C2-PFDoA	615.0 > 569.7	1.65e4	1.81e4	1.059	5.74	5.81	11.3	10.7	85.7	NO
46	49 d3-N-MeFOSA	515.2 > 168.9	2.30e4	1.81e4	0.151	5.84	6.03	15.8	105	69.9	NO
47	50 13C2-PFTeDA	714.8 > 669.6	7.70e3	1.81e4	0.484	6.20	6.28	5.30	11.0	87.7	NO
48	51 d5-N-ETFOSA	531.1 > 168.9	3.80e4	1.81e4	0.215	6.22	6.42	26.2	122	81.3	NO
49	52 13C2-PFHxDA	815 > 769.7	5.19e3	1.81e4	0.741	6.51	6.60	3.58	4.82	96.5	NO
50	53 d7-N-MeFOSE	623.1 > 58.9	2.87e4	1.81e4	0.186	6.31	6.51	19.8	106	70.9	NO
51	54 d9-N-EtFOSE	639.2 > 58.8	3.25e4	1.81e4	0.159	6.45	6.66	22.4	141	93.7	NO
52	55 13C4-PFBA	217. > 171.8	1.30e4	1.30e4	1.000	1.46	1.54	12.5	12.5	100.0	NO
53	56 13C5-PFHxA	318 > 272.9	1.30e4	1.30e4	1.000	3.19	3.26	12.5	12.5	100.0	NO
54	57 13C3-PFHxS	401.9 > 79.9	3.75e3	3.75e3	1.000	3.96	4.03	12.5	12.5	100.0	NO
55	58 13C8-PFOA	421.3 > 376	1.20e4	1.20e4	1.000	4.33	4.40	12.5	12.5	100.0	NO
56	59 13C9-PFNA	472.2 > 426.9	1.48e4	1.48e4	1.000	4.70	4.83	12.5	12.5	100.0	NO
57	60 13C4-PFOS	503 > 79.9	3.55e3	3.55e3	1.000	4.84	4.91	12.5	12.5	100.0	NO
58	61 13C6-PFDA	519.1 > 473.7	1.74e4	1.74e4	1.000	5.14	5.21	12.5	12.5	100.0	NO
59	62 13C7-PFUdA	570.1 > 524.8	1.81e4	1.81e4	1.000	5.46	5.53	12.5	12.5	100.0	NO

Vista Analytical Laboratory

Dataset: Untitled

Last Altered: Thursday, March 01, 2018 11:28:47 Pacific Standard Time

Printed: Thursday, March 01, 2018 11:28:58 Pacific Standard Time

Method: F:\Projects\PFAS.PRO\MethDB\PFAS_FULL_80C_022718.mdb 28 Feb 2018 13:19:45

Calibration: F:\Projects\PFAS.PRO\CurveDB\C18_VAL-PFAS_Q4_02-27-18-FULL.cdb 28 Feb 2018 11:20:16

Compound name: PFBA

	Name	ID	Acq.Date	Acq.Time
1	180227M1_1	IPA	27-Feb-18	19:19:16
2	180227M1_2	ST180227M1-1 PFC CS-2 18B2312	27-Feb-18	19:30:40
3	180227M1_3	ST180227M1-2 PFC CS-1 18B2313	27-Feb-18	19:42:07
4	180227M1_4	ST180227M1-3 PFC CS0 18B2314	27-Feb-18	19:53:34
5	180227M1_5	ST180227M1-4 PFC CS1 18B2315	27-Feb-18	20:05:03
6	180227M1_6	ST180227M1-5 PFC CS2 18B2316	27-Feb-18	20:16:34
7	180227M1_7	ST180227M1-6 PFC CS3 18B2317	27-Feb-18	20:28:00
8	180227M1_8	ST180227M1-7 PFC CS4 18B2318	27-Feb-18	20:39:30
9	180227M1_9	ST180227M1-8 PFC CS5 18B2319	27-Feb-18	20:51:00
10	180227M1_10	ST180227M1-9 PFC CS6 18B2320	27-Feb-18	21:02:27
11	180227M1_11	ST180227M1-10 PFC CS7 18B2321	27-Feb-18	21:13:56
12	180227M1_12	IPA	27-Feb-18	21:25:26
13	180227M1_13	ICV180227M1-1 PFC ICV 18B2311	27-Feb-18	21:36:56
14	180227M1_14	IPA	27-Feb-18	21:48:26
15	180227M1_15	1800170-01@5X MBR Grab 0.02037	27-Feb-18	21:59:52
16	180227M1_16	1800170-02@20x TANK 3 Comp 0.02084	27-Feb-18	22:11:23
17	180227M1_17	B8B0010-BS1 OPR 0.25	27-Feb-18	22:22:52
18	180227M1_18	B8B0010-MSD1 Matrix Spike Dup 0.11689	27-Feb-18	22:34:19
19	180227M1_19	B8B0010-MS1 Matrix Spike 0.11755	27-Feb-18	22:45:46
20	180227M1_20	B8B0096-BS1 OPR 0.125	27-Feb-18	22:57:13
21	180227M1_21	B8B0096-BLK1 Method Blank 0.125	27-Feb-18	23:08:40
22	180227M1_22	B8B0096-MS1 Matrix Spike 0.11568	27-Feb-18	23:20:09
23	180227M1_23	B8B0096-MSD1 Matrix Spike Dup 0.1188	27-Feb-18	23:31:38
24	180227M1_24	1800298-01 REEPDW155 0.11708	27-Feb-18	23:43:09
25	180227M1_25	1800298-02 REEPDW156 0.11596	27-Feb-18	23:54:38
26	180227M1_26	1800298-03 REEPDW157 0.12015	28-Feb-18	00:06:08
27	180227M1_27	1800298-04 REEPDW158 0.1178	28-Feb-18	00:17:39
28	180227M1_28	1800298-05 REEPDW159 0.11737	28-Feb-18	00:29:05
29	180227M1_29	1800299-01 REEPDW155FRB 0.11474	28-Feb-18	00:40:35
30	180227M1_30	1800299-02 REEPDW156FRB 0.1178	28-Feb-18	00:52:05
31	180227M1_31	1800299-03 REEPDW157FRB 0.11643	28-Feb-18	01:03:32

Dataset: Untitled

Last Altered: Thursday, March 01, 2018 11:28:47 Pacific Standard Time

Printed: Thursday, March 01, 2018 11:28:58 Pacific Standard Time

Compound name: PFBA

	Name	ID	Acq.Date	Acq.Time
32	180227M1_32	1800299-04 REEPDW158FRB 0.11892	28-Feb-18	01:14:59
33	180227M1_33	1800299-05 REEPDW159FRB 0.11693	28-Feb-18	01:26:25
34	180227M1_34	1800301-01 REEPDW160 0.11595	28-Feb-18	01:37:52
35	180227M1_35	1800301-02 REEPDW515 0.11695	28-Feb-18	01:49:19
36	180227M1_36	1800301-03 REEPDW161 0.11505	28-Feb-18	02:00:46
37	180227M1_37	IPA	28-Feb-18	02:12:13
38	180227M1_38	ST180227M1-11 PFC CS3 18B2317	28-Feb-18	02:23:40
39	180227M1_39	IPA	28-Feb-18	02:35:07
40	180227M1_40	1800301-04 REEPDW162 0.11664	28-Feb-18	02:46:37
41	180227M1_41	1800301-05 REEPDW163 0.11483	28-Feb-18	02:58:04
42	180227M1_42	1800302-01 REEPDW160FRB 0.11761	28-Feb-18	03:09:34
43	180227M1_43	1800302-02 REEPDW161FRB 0.1172	28-Feb-18	03:21:01
44	180227M1_44	1800302-03 REEPDW162FRB 0.11535	28-Feb-18	03:32:30
45	180227M1_45	1800302-04 REEPDW163FRB 0.11575	28-Feb-18	03:44:00
46	180227M1_46	1800308-11 OF-FB54-0218 0.11801	28-Feb-18	03:55:29
47	180227M1_47	1800308-16 OF-RW24-0218 0.11552	28-Feb-18	04:06:59
48	180227M1_48	1800308-17 OF-FB24-0218 0.11631	28-Feb-18	04:18:28
49	180227M1_49	1800308-18 OF-RW46-0218 0.11424	28-Feb-18	04:29:50
50	180227M1_50	B8B0126-BS1 OPR 0.125	28-Feb-18	04:41:17
51	180227M1_51	B8B0126-BSD1 LCSD 0.125	28-Feb-18	04:52:44
52	180227M1_52	B8B0126-BLK1 Method Blank 0.125	28-Feb-18	05:04:13
53	180227M1_53	1800333-01 REEPDW186 0.12089	28-Feb-18	05:15:40
54	180227M1_54	1800333-02 REEPDW187 0.11479	28-Feb-18	05:27:10
55	180227M1_55	1800333-03 REEPDW188 0.12197	28-Feb-18	05:38:37
56	180227M1_56	1800333-04 REEPDW153 0.12159	28-Feb-18	05:50:06
57	180227M1_57	1800334-01 REEPDW186FRB 0.12155	28-Feb-18	06:01:33
58	180227M1_58	1800334-02 REEPDW187FRB 0.12044	28-Feb-18	06:13:03
59	180227M1_59	1800334-03 REEPDW188FRB 0.12213	28-Feb-18	06:24:32
60	180227M1_60	1800334-04 REEPDW153FRB 0.12039	28-Feb-18	06:36:01
61	180227M1_61	B8B0130-BS1 OPR 0.125	28-Feb-18	06:47:28
62	180227M1_62	B8B0130-BLK1 Method Blank 0.125	28-Feb-18	06:58:58
63	180227M1_63	B8B0130-MS1 Matrix Spike 0.11711	28-Feb-18	07:10:26
64	180227M1_64	B8B0130-MSD1 Matrix Spike Dup 0.11705	28-Feb-18	07:21:55
65	180227M1_65	1800340-01 WI-AF-MW-614-0218 0.11804	28-Feb-18	07:33:26

Vista Analytical Laboratory

Dataset: Untitled

Last Altered: Thursday, March 01, 2018 11:28:47 Pacific Standard Time

Printed: Thursday, March 01, 2018 11:28:58 Pacific Standard Time

Compound name: PFBA

ⓐ over 10 samples, invalid.

	Name	ID	Acq.Date	Acq.Time
66	180227M1_66	1800340-02 WI-AF-MW-613-0218 0.11332	28-Feb-18	07:44:52
67	180227M1_67	IPA	28-Feb-18	07:56:19
68	180227M1_68	ST180227M1-12 PFC CS0 18B2314	28-Feb-18	08:07:48
69	180227M1_69	IPA	28-Feb-18	08:19:18
70	180227M1_70	1800340-03 WI-AF-FB02-021418 0.12011	28-Feb-18	08:30:48
71	180227M1_71	1800340-04 WI-AF-EB02-021418 0.12032	28-Feb-18	08:42:17
72	180227M1_72	1800340-05 WI-AF-MW-612-0218 0.12001	28-Feb-18	08:53:47
73	180227M1_73	1800340-06 WI-AF-EB02-021518 0.12104	28-Feb-18	09:05:16
74	180227M1_74	1800340-07 WI-AF-MW-608-0218 0.11965	28-Feb-18	09:16:42
75	180227M1_75	1800340-08 WI-AF-MW-606-0218 0.11972	28-Feb-18	09:28:12
76	180227M1_76	1800340-09 WI-AF-MW-606P-0218 0.11838	28-Feb-18	09:39:41
77	180227M1_77	1800340-10 WI-AF-FB02-021618 0.12267	28-Feb-18	09:51:11
78	180227M1_78	1800340-11 WI-AF-MW-607-0218 0.11368	28-Feb-18	10:02:41
79	180227M1_79	1800340-12 WI-AF-MW-605-0218 0.11974	28-Feb-18	10:14:10
80	180227M1_80	1800340-13 WI-AF-MW-609-0218 0.11956	28-Feb-18	10:25:40
81	180227M1_81	1800341-01 WI-AF-MW-N3-12-0218 0.11794	28-Feb-18	10:37:10
82	180227M1_82	1800341-02 WI-AF-3-MW-2-0218 0.12097	28-Feb-18	10:48:39
83	180227M1_83	1800341-03 WI-AF-N29-22D-0218 0.11995	28-Feb-18	11:00:08
84	180227M1_84	1800341-04 WI-AF-FB01-021918 0.11668	28-Feb-18	11:11:38
85	180227M1_85	1800341-05 WI-AF-EB01-021918 0.12143	28-Feb-18	11:23:07
86	180227M1_86	1800342-20 WI-AF-MW-200-0218 0.11976 <i>ⓐ</i>	28-Feb-18	11:34:36
87	180227M1_87	IPA	28-Feb-18	11:46:03
88	180227M1_88	ST180227M1-13 PFC CS3 18B2317	28-Feb-18	11:57:30
89	180227M1_89	IPA	28-Feb-18	12:08:57
90	180227M1_90	1800342-21 WI-AF-EB01-021818 0.12006	28-Feb-18	12:20:24
91	180227M1_91	B8B0129-BS1 OPR 0.125	28-Feb-18	12:31:51
92	180227M1_92	B8B0129-BLK1 Method Blank 0.125	28-Feb-18	12:43:17
93	180227M1_93	B8B0129-MS1 Matrix Spike 0.11962	28-Feb-18	12:54:44
94	180227M1_94	B8B0129-MSD1 Matrix Spike Dup 0.12145	28-Feb-18	13:06:11
95	180227M1_95	1800332-01 OF-RW42B-MID01-0218 0.11601	28-Feb-18	13:17:38
96	180227M1_96	1800332-02 OF-RW42B-EFF01-0218 0.1211	28-Feb-18	13:29:08
97	180227M1_97	1800332-03 OF-RW42B-FB01-0218 0.12204	28-Feb-18	13:40:38
98	180227M1_98	1800332-04 OF-RW42C-INF01-0218 0.1208	28-Feb-18	13:52:07
99	180227M1_99	1800332-05 OF-RW42C-MID01-0218 0.12063	28-Feb-18	14:03:37

Vista Analytical Laboratory

Dataset: Untitled

Last Altered: Thursday, March 01, 2018 11:28:47 Pacific Standard Time

Printed: Thursday, March 01, 2018 11:28:58 Pacific Standard Time

Compound name: PFBA

	Name	ID	Acq_Date	Acq_Time
100	180227M1_100	1800332-06 OF-RW42C-EFF01-0218 0.11886	28-Feb-18	14:14:58
101	180227M1_101	1800332-07 OF-RW42C-FB01-0218 0.11859	28-Feb-18	14:26:25
102	180227M1_102	1800332-08 OF-INF01-WT-021418 0.11784	28-Feb-18	14:37:52
103	180227M1_103	1800332-09 OF-MID01-WT-021418 0.11976	28-Feb-18	14:49:19
104	180227M1_104	1800332-10 OF-FB01-WT-021418 0.12199	28-Feb-18	15:00:46
105	180227M1_105	1800332-11 OF-EFF01-WT-021418 0.12052	28-Feb-18	15:12:12
106	180227M1_106	1800332-12 OF-EFF01P-WT-021418 0.12067	28-Feb-18	15:23:42
107	180227M1_107	1800337-01 REEPDW189 0.12105	28-Feb-18	15:35:11
108	180227M1_108	1800338-01 REEPDW189FRB 0.12225	28-Feb-18	15:46:41
109	180227M1_109	IPA	28-Feb-18	15:58:10
110	180227M1_110	ST180227M1-14 PFC CS3 18B2317	28-Feb-18	16:09:37
111	180227M1_111	IPA	28-Feb-18	16:21:07
112	180227M1_112	1800339-01 WI-A06-MW-06-0218 0.11846	28-Feb-18	16:32:36
113	180227M1_113	1800339-02 WI-A06-FB01-021618 0.12165	28-Feb-18	16:44:06
114	180227M1_114	1800339-03 WI-A06-EB01-021618 0.12121	28-Feb-18	16:55:33
115	180227M1_115	1800339-04 WI-A06-S-01-0218 0.12143	28-Feb-18	17:07:03
116	180227M1_116	1800339-05 WI-A06-S-01P-0218 0.12184	28-Feb-18	17:18:32
117	180227M1_117	1800339-06 WI-A06-FB01-021918 0.12222	28-Feb-18	17:30:02
118	180227M1_118	IPA	28-Feb-18	17:41:23
119	180227M1_119	ST180227M1-15 PFC CS3 18B2317	28-Feb-18	17:52:50
120	180227M1_120	IPA	28-Feb-18	18:04:17

Dataset: F:\Projects\PFAS.PRO\Results\180227M1\180027M1-38.qld

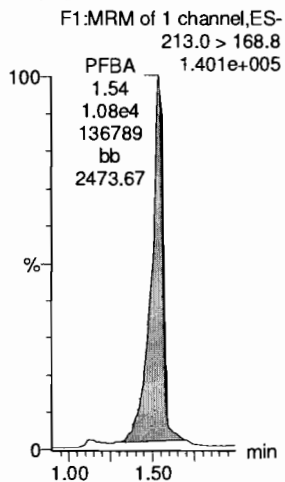
Last Altered: Wednesday, February 28, 2018 12:18:40 Pacific Standard Time
Printed: Wednesday, February 28, 2018 12:20:06 Pacific Standard Time

Method: F:\Projects\PFAS.PRO\MethDB\PFAS_FULL_80C_022718.mdb 28 Feb 2018 09:22:07

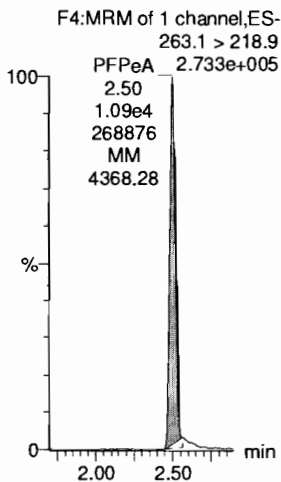
Calibration: F:\Projects\PFAS.PRO\CurveDB\C18_VAL-PFAS_Q4_02-27-18-FULL.cdb 28 Feb 2018 11:20:16

Name: 180227M1_38, Date: 28-Feb-2018, Time: 02:23:40, ID: ST180227M1-11 PFC CS3 18B2317, Description: PFC CS3 18B2317

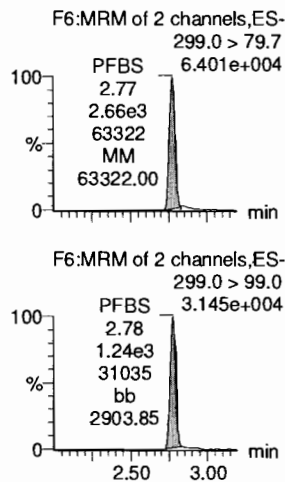
PFBA



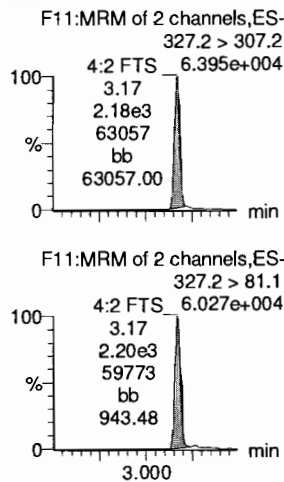
PFPeA



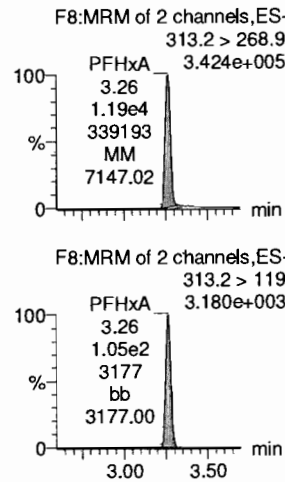
PFBS



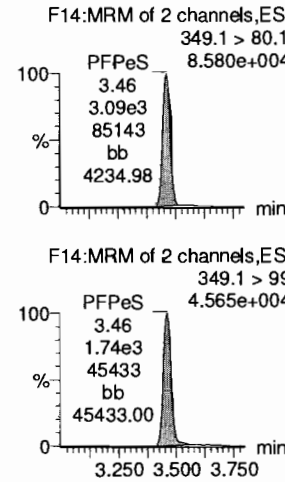
4:2 FTS



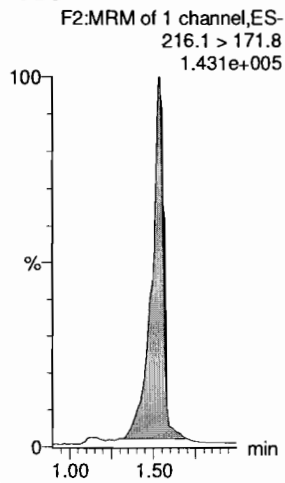
PFHxA



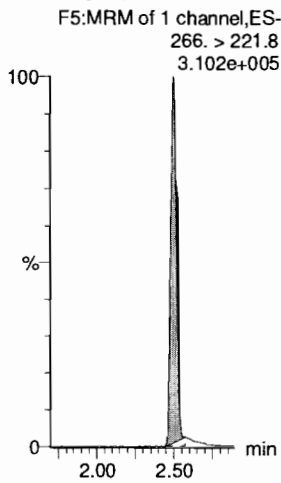
PFPeS



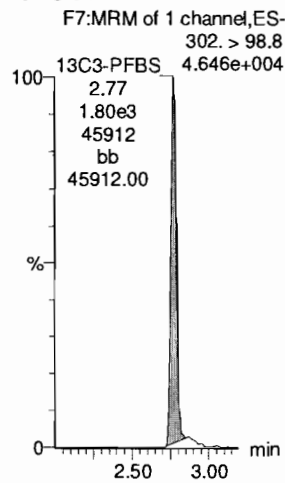
13C3-PFBA




13C3-PFPeA



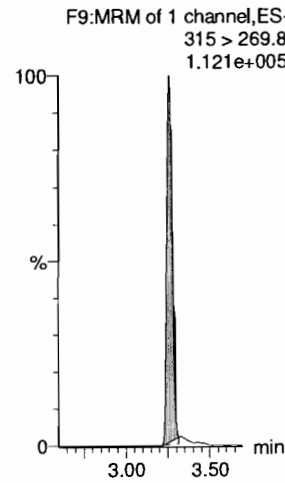
13C3-PFBS



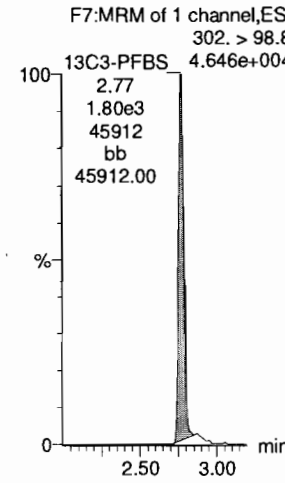
13C3-PFBS



13C2-PFHxA



13C3-PFBS



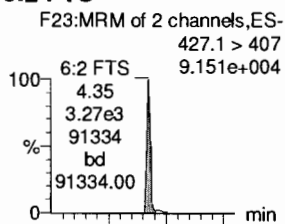
Dataset: F:\Projects\PFAS.PRO\Results\180227M1\180027M1-38.qld

Last Altered: Wednesday, February 28, 2018 12:18:40 Pacific Standard Time

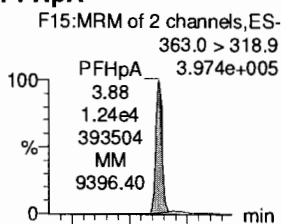
Printed: Wednesday, February 28, 2018 12:20:06 Pacific Standard Time

Name: 180227M1_38, Date: 28-Feb-2018, Time: 02:23:40, ID: ST180227M1-11 PFC CS3 18B2317, Description: PFC CS3 18B2317

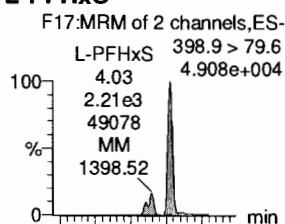
6:2 FTS



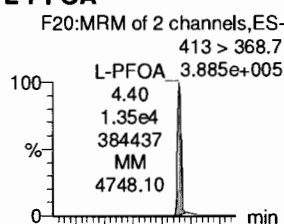
PFHpA



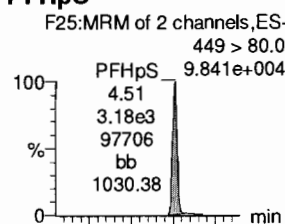
L-PFHxS



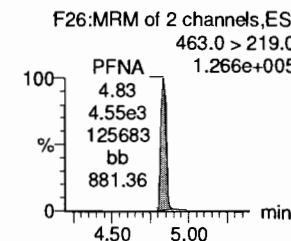
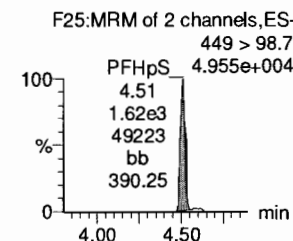
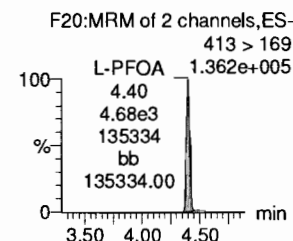
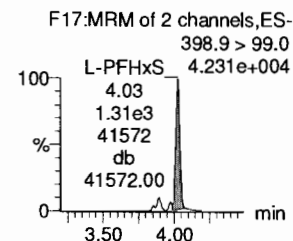
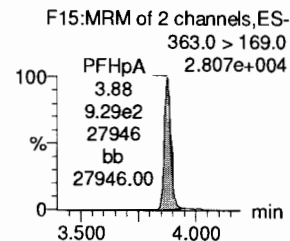
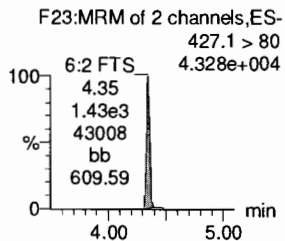
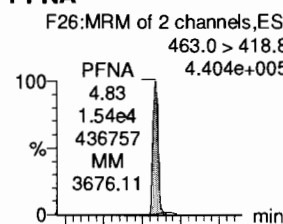
L-PFOA



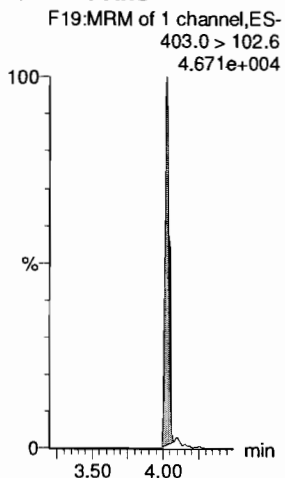
PFHpS



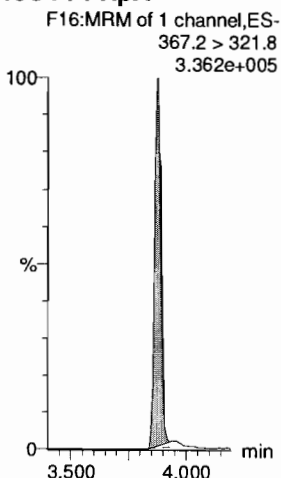
PFNA




1802-PFHxS




13C4-PFHpA




13C2-PFOA



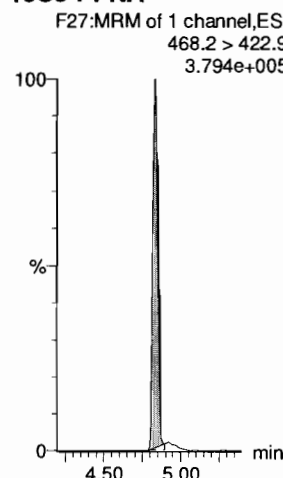
13C2-PFOA



13C2-PFOA



13C5-PFNA



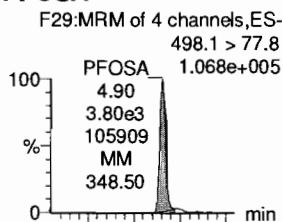
Dataset: F:\Projects\PFAS.PRO\Results\180227M1\180027M1-38.qld

Last Altered: Wednesday, February 28, 2018 12:18:40 Pacific Standard Time

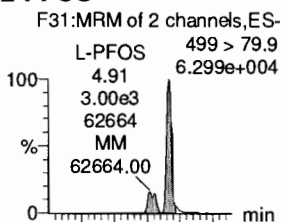
Printed: Wednesday, February 28, 2018 12:20:06 Pacific Standard Time

Name: 180227M1_38, Date: 28-Feb-2018, Time: 02:23:40, ID: ST180227M1-11 PFC CS3 18B2317, Description: PFC CS3 18B2317

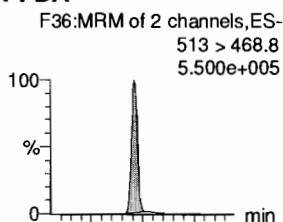
PFOSA



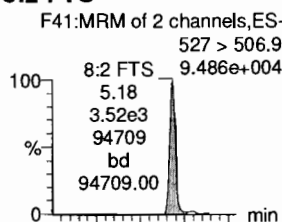
L-PFOS



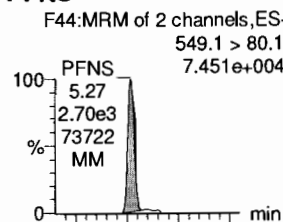
PFDA



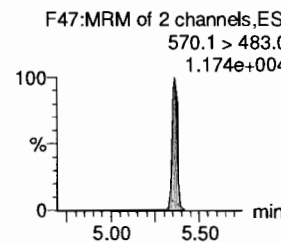
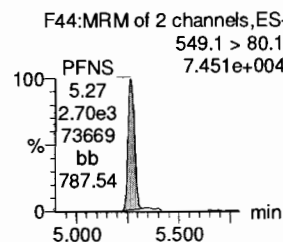
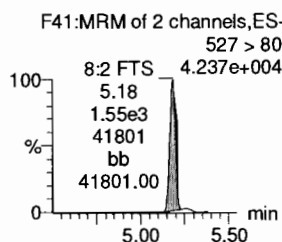
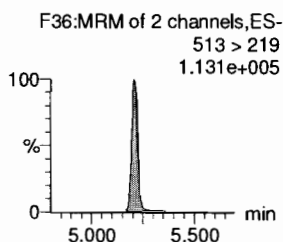
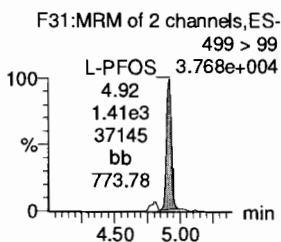
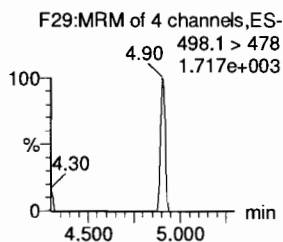
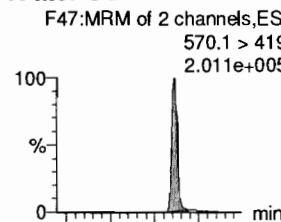
8:2 FTS



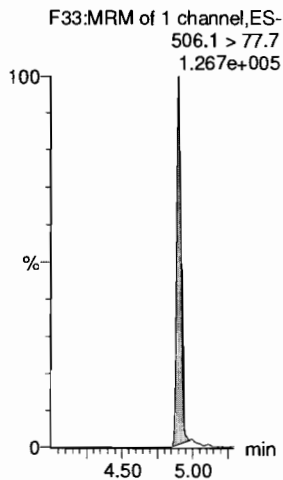
PFNS



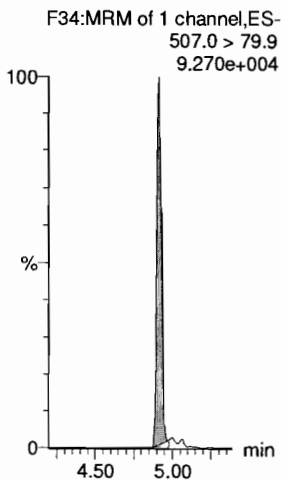
N-MeFOSAA



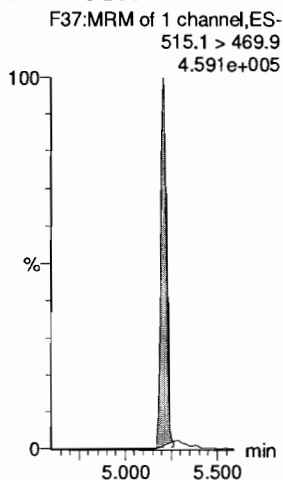
13C8-PFOA



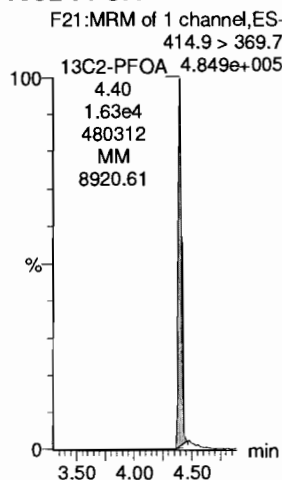
13C8-PFOS




13C2-PFDA



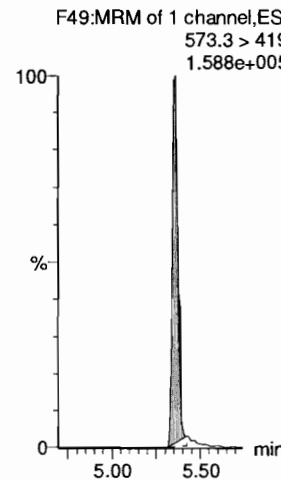
13C2-PFOA



13C2-PFOA



d3-N-MeFOSAA

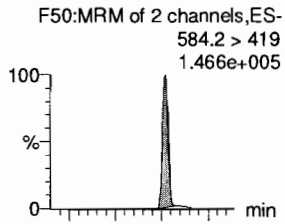


Dataset: F:\Projects\PFAS.PRO\Results\180227M1\180027M1-38.qld

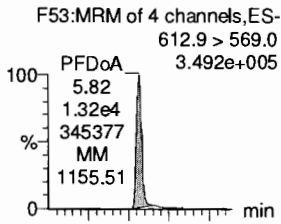
Last Altered: Wednesday, February 28, 2018 12:18:40 Pacific Standard Time
Printed: Wednesday, February 28, 2018 12:20:06 Pacific Standard Time

Name: 180227M1_38, Date: 28-Feb-2018, Time: 02:23:40, ID: ST180227M1-11 PFC CS3 18B2317, Description: PFC CS3 18B2317

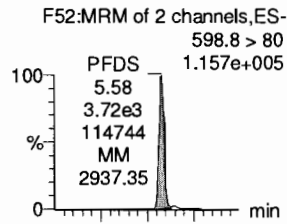
N-EtFOSAA



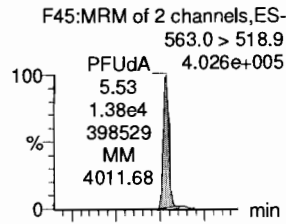
PFDoA



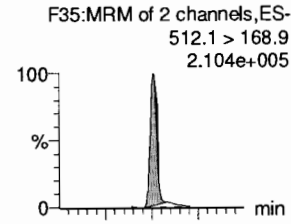
PFDS



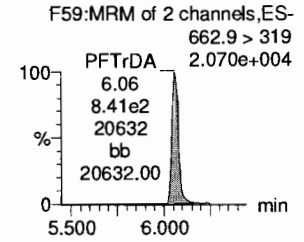
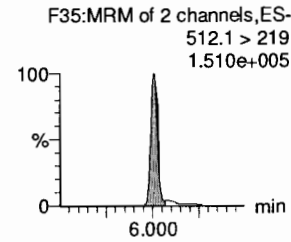
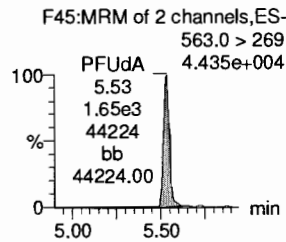
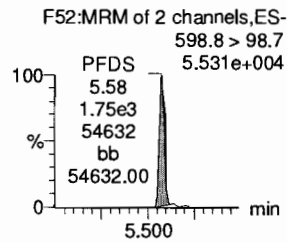
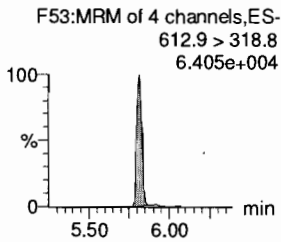
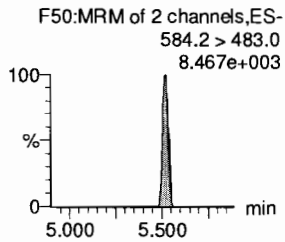
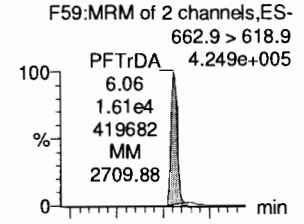
PFUdA



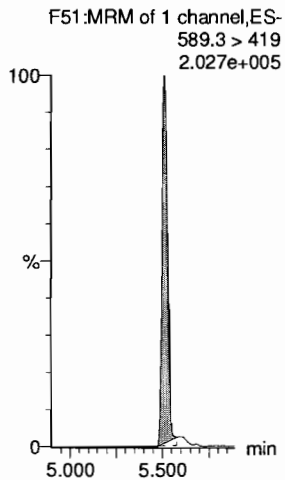
N-MeFOSA



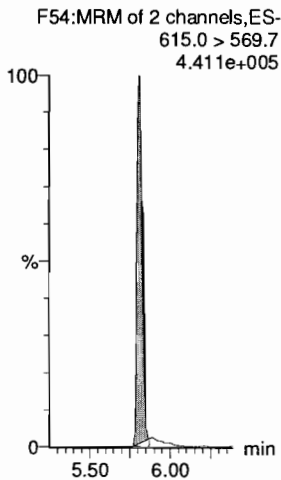
PFTrDA



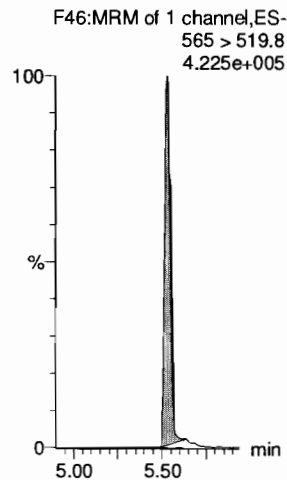
d5-N-EtFOSAA



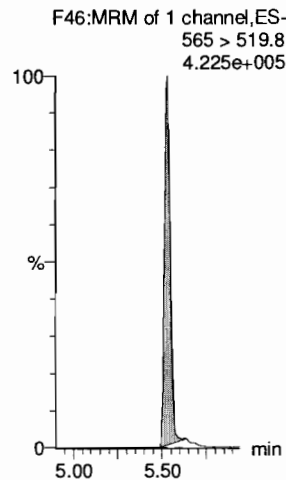
13C2-PFDoA



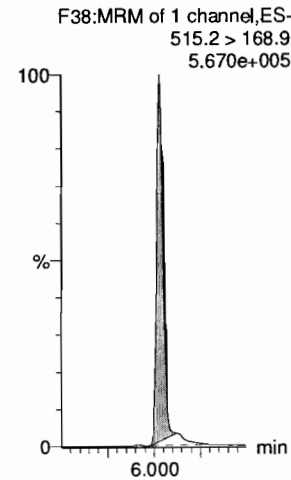
13C2-PFUdA



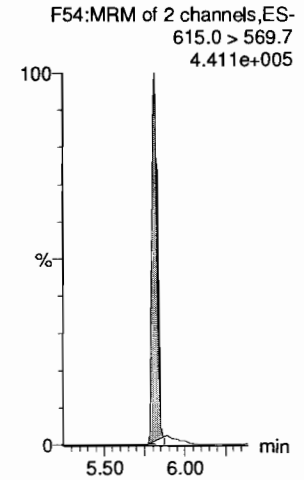
13C2-PFUdA



d3-N-MeFOSA



13C2-PFDoA




Dataset: F:\Projects\PFAS.PRO\Results\180227M1\180027M1-38.qld

Last Altered: Wednesday, February 28, 2018 12:18:40 Pacific Standard Time

Printed: Wednesday, February 28, 2018 12:20:06 Pacific Standard Time

Name: 180227M1_38, Date: 28-Feb-2018, Time: 02:23:40, ID: ST180227M1-11 PFC CS3 18B2317, Description: PFC CS3 18B2317

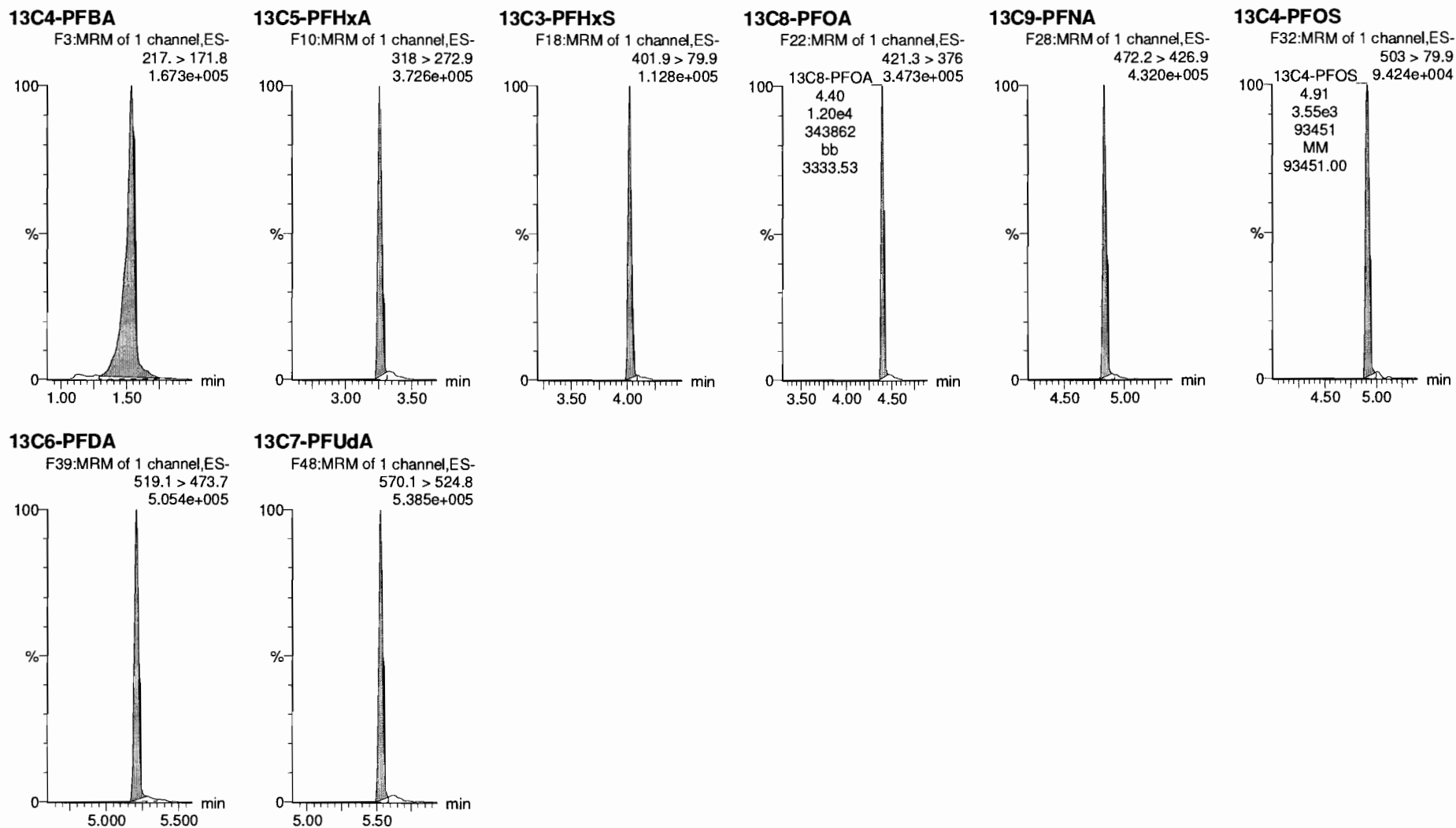


Dataset: F:\Projects\PFAS.PRO\Results\180227M1\180027M1-38.qld

Last Altered: Wednesday, February 28, 2018 12:18:40 Pacific Standard Time

Printed: Wednesday, February 28, 2018 12:20:06 Pacific Standard Time

Name: 180227M1_38, Date: 28-Feb-2018, Time: 02:23:40, ID: ST180227M1-11 PFC CS3 18B2317, Description: PFC CS3 18B2317



Dataset: F:\Projects\PFAS.PRO\Results\180227M1\180027M1-68.qld

Last Altered: Wednesday, February 28, 2018 12:41:31 Pacific Standard Time
Printed: Wednesday, February 28, 2018 12:41:58 Pacific Standard Time

*Rev'd JP
03/01/2018*

Method: F:\Projects\PFAS.PRO\MethDB\PFAS_FULL_80C_022718.mdb 28 Feb 2018 09:22:07
Calibration: F:\Projects\PFAS.PRO\CurveDB\C18_VAL-PFAS_Q4_02-27-18-FULL.cdb 28 Feb 2018 11:20:16

Name: 180227M1_68, Date: 28-Feb-2018, Time: 08:07:48, ID: ST180227M1-12 PFC CS0 18B2314, Description: PFC CS0 18B2314

#	Name	Trace	Area	IS Area	RRF	Pred.RT	RT	y Axis Resp.	Conc.	%Rec	Recovery Out
1	1 PFBA	213.0 > 168.8	1.02e3	1.10e4		1.46	1.53	1.16	1.03	103.4	NO
2	2 PFPeA	263.1 > 218.9	1.27e3	1.59e4		2.31	2.50	0.999	1.08	108.4	NO
3	3 PFBS	299.0 > 79.7	3.69e2	2.02e3		2.60	2.76	2.28	1.29	128.5	NO
4	4 4:2 FTS	327.2>307.2	2.50e2	2.02e3		3.00	3.16	1.55	1.17	116.9	NO
5	5 PFHxA	313.2 > 268.9	1.48e3	4.73e3		3.19	3.25	1.56	0.987	98.7	NO
6	6 PFPeS	349.1>80.1	3.69e2	2.02e3		3.39	3.45	2.28	1.27	127.3	NO
7	7 PFHpA	363.0 > 318.9	1.37e3	1.16e4		3.81	3.87	1.48	1.13	113.0	NO
8	8 L-PFHxS	398.9 > 79.6	2.12e2	1.60e3		4.17	4.02	1.65	0.866	86.6	NO
9	10 6:2 FTS	427.1 > 407	3.36e2	1.96e4		4.28	4.34	0.214	1.04	103.7	NO
10	11 L-PFOA	413 > 368.7	1.35e3	1.96e4		4.40	4.39	0.861	0.770	77.0	NO
11	13 PFHpS	449 > 80.0	3.33e2	1.96e4		4.44	4.50	0.213	1.00	100.1	NO
12	14 PFNA	463.0 > 418.8	1.59e3	1.58e4		4.76	4.82	1.26	0.960	96.0	NO
13	15 PFOSA	498.1 > 77.8	4.08e2	5.41e3		4.83	4.89	0.943	0.866	86.6	NO
14	16 L-PFOS	499 > 79.9	3.96e2	4.48e3		4.69	4.90	1.10	1.16	116.4	NO
15	18 PFDA	513 > 468.8	2.05e3	1.60e4		5.14	5.20	1.61	1.04	104.4	NO
16	19 8:2 FTS	527 > 506.9	3.17e2	1.96e4		5.12	5.17	0.202	0.812	81.2	NO
17	20 PFNS	549.1>80.1	3.06e2	4.48e3		5.08	5.26	0.853	0.962	96.2	NO
18	21 N-MeFOSAA	570.1 > 419	6.14e2	7.45e3		5.29	5.35	1.03	0.702	70.2	NO
19	22 N-EtFOSAA	584.2 > 419	5.07e2	7.85e3		5.45	5.50	0.807	0.771	77.1	NO
20	23 PFUdA	563.0 > 518.9	1.48e3	1.92e4		5.46	5.52	0.963	0.979	97.9	NO
21	24 PFDS	598.8 > 80	3.88e2	1.92e4		5.51	5.56	0.252	0.914	91.4	NO
22	25 PFDoA	612.9 > 569.0	1.51e3	1.90e4		5.74	5.80	0.995	0.867	86.7	NO
23	26 N-MeFOSA	512.1 > 168.9	9.54e2	2.45e4		5.84	5.99	5.83	6.45	129.0	NO
24	27 PFTTrDA	662.9 > 618.9	1.95e3	1.90e4		5.98	6.05	1.29	0.960	96.0	NO
25	28 PFTeDA	712.9 > 668.8	1.49e3	7.96e3		6.20	6.26	2.34	1.05	104.6	NO
26	29 N-EtFOSA	526.1 > 168.9	1.28e3	4.08e4		6.22	6.39	4.70	5.55	110.9	NO
27	30 PFHxDA	813.1 > 768.6	8.19e2	5.85e3		6.51	6.59	0.700	1.03	103.3	NO
28	31 PFODA	913.1 > 868.8	9.44e2	5.85e3		6.74	6.82	0.806	1.05	105.4	NO
29	32 N-MeFOSE	616.1 > 58.9	1.23e3	3.66e4		6.31	6.51	5.03	4.82	96.4	NO
30	33 N-EtFOSE	630.1 > 58.9	1.14e3	3.08e4		6.45	6.66	5.54	4.06	81.3	NO
31	34 13C3-PFBA	216.1 > 171.8	1.10e4	1.25e4	0.940	1.46	1.53	11.0	11.7	93.4	NO
32	35 13C3-PFPeA	266. > 221.8	1.59e4	1.64e4	0.948	2.42	2.49	12.1	12.8	102.3	NO

*JP
3/1/18*

Dataset: F:\Projects\PFAS.PRO\Results\180227M1\180027M1-68.qld

Last Altered: Wednesday, February 28, 2018 12:41:31 Pacific Standard Time

Printed: Wednesday, February 28, 2018 12:41:58 Pacific Standard Time

Name: 180227M1_68, Date: 28-Feb-2018, Time: 08:07:48, ID: ST180227M1-12 PFC CS0 18B2314, Description: PFC CS0 18B2314

	# Name	Trace	Area	IS Area	RRF	Pred.RT	RT	y Axis Resp.	Conc.	%Rec	Recovery Out
33	36 13C3-PFBS	302. > 98.8	2.02e3	1.64e4	0.131	2.69	2.76	1.54	11.7	93.6	NO
34	37 13C2-PFHxA	315 > 269.8	4.73e3	1.64e4	0.740	3.19	3.26	3.60	4.86	97.2	NO
35	38 13C4-PFHpA	367.2 > 321.8	1.16e4	1.64e4	0.776	3.81	3.87	8.83	11.4	91.0	NO
36	39 18O2-PFHxS	403.0 > 102.6	1.60e3	3.91e3	0.412	3.96	4.02	5.13	12.4	99.5	NO
37	40 13C2-PFOA	414.9 > 369.7	1.96e4	1.33e4	1.891	4.33	4.39	18.4	9.73	77.8	NO
38	41 13C5-PFNA	468.2 > 422.9	1.58e4	1.60e4	0.959	4.76	4.83	12.4	12.9	103.1	NO
39	42 13C8-PFOSA	506.1 > 77.7	5.41e3	1.84e4	0.308	4.83	4.89	3.68	11.9	95.6	NO
40	43 13C8-PFOS	507.0 > 79.9	4.48e3	4.13e3	1.096	4.84	4.90	13.6	12.4	98.9	NO
41	44 13C2-PFDA	515.1 > 469.9	1.60e4	1.84e4	0.926	5.14	5.20	10.9	11.7	94.0	NO
42	45 d3-N-MeFOSAA	573.3 > 419	7.45e3	1.84e4	0.359	5.29	5.35	5.07	14.1	113.0	NO
43	46 d5-N-EiFOSAA	589.3 > 419	7.85e3	1.84e4	0.435	5.45	5.50	5.33	12.3	98.2	NO
44	47 13C2-PFUdA	565 > 519.8	1.92e4	1.84e4	1.138	5.46	5.52	13.1	11.5	92.0	NO
45	48 13C2-PFDoA	615.0 > 569.7	1.90e4	1.84e4	1.059	5.74	5.80	12.9	12.2	97.5	NO
46	49 d3-N-MeFOSA	515.2 > 168.9	2.45e4	1.84e4	0.151	5.84	6.02	16.7	111	73.7	NO
47	50 13C2-PFTeDA	714.8 > 669.6	7.96e3	1.84e4	0.484	6.20	6.26	5.41	11.2	89.5	NO
48	51 d5-N-ETFOSA	531.1 > 168.9	4.08e4	1.84e4	0.215	6.22	6.41	27.7	129	86.0	NO
49	52 13C2-PFHxDA	815 > 769.7	5.85e3	1.84e4	0.741	6.51	6.59	3.98	5.37	107.4	NO
50	53 d7-N-MeFOSE	623.1 > 58.9	3.66e4	1.84e4	0.186	6.31	6.51	24.9	133	89.0	NO
51	54 d9-N-EiFOSE	639.2 > 58.8	3.08e4	1.84e4	0.159	6.45	6.65	21.0	132	87.7	NO
52	55 13C4-PFBA	217. > 171.8	1.25e4	1.25e4	1.000	1.46	1.53	12.5	12.5	100.0	NO
53	56 13C5-PFHxA	318 > 272.9	1.64e4	1.64e4	1.000	3.19	3.25	12.5	12.5	100.0	NO
54	57 13C3-PFHxS	401.9 > 79.9	3.91e3	3.91e3	1.000	3.96	4.02	12.5	12.5	100.0	NO
55	58 13C8-PFOA	421.3 > 376	1.33e4	1.33e4	1.000	4.33	4.39	12.5	12.5	100.0	NO
56	59 13C9-PFNA	472.2 > 426.9	1.60e4	1.60e4	1.000	4.70	4.83	12.5	12.5	100.0	NO
57	60 13C4-PFOS	503 > 79.9	4.13e3	4.13e3	1.000	4.84	4.90	12.5	12.5	100.0	NO
58	61 13C6-PFDA	519.1 > 473.7	1.84e4	1.84e4	1.000	5.14	5.20	12.5	12.5	100.0	NO
59	62 13C7-PFUdA	570.1 > 524.8	1.84e4	1.84e4	1.000	5.46	5.52	12.5	12.5	100.0	NO

Dataset: Untitled

Last Altered: Thursday, March 01, 2018 11:28:47 Pacific Standard Time

Printed: Thursday, March 01, 2018 11:28:58 Pacific Standard Time

Method: F:\Projects\PFAS.PRO\MethDB\PFAS_FULL_80C_022718.mdb 28 Feb 2018 13:19:45

Calibration: F:\Projects\PFAS.PRO\CurveDB\C18_VAL-PFAS_Q4_02-27-18-FULL.cdb 28 Feb 2018 11:20:16

Compound name: PFBA

	Name	ID	Acq.Date	Acq.Time
1	180227M1_1	IPA	27-Feb-18	19:19:16
2	180227M1_2	ST180227M1-1 PFC CS-2 18B2312	27-Feb-18	19:30:40
3	180227M1_3	ST180227M1-2 PFC CS-1 18B2313	27-Feb-18	19:42:07
4	180227M1_4	ST180227M1-3 PFC CS0 18B2314	27-Feb-18	19:53:34
5	180227M1_5	ST180227M1-4 PFC CS1 18B2315	27-Feb-18	20:05:03
6	180227M1_6	ST180227M1-5 PFC CS2 18B2316	27-Feb-18	20:16:34
7	180227M1_7	ST180227M1-6 PFC CS3 18B2317	27-Feb-18	20:28:00
8	180227M1_8	ST180227M1-7 PFC CS4 18B2318	27-Feb-18	20:39:30
9	180227M1_9	ST180227M1-8 PFC CS5 18B2319	27-Feb-18	20:51:00
10	180227M1_10	ST180227M1-9 PFC CS6 18B2320	27-Feb-18	21:02:27
11	180227M1_11	ST180227M1-10 PFC CS7 18B2321	27-Feb-18	21:13:56
12	180227M1_12	IPA	27-Feb-18	21:25:26
13	180227M1_13	ICV180227M1-1 PFC ICV 18B2311	27-Feb-18	21:36:56
14	180227M1_14	IPA	27-Feb-18	21:48:26
15	180227M1_15	1800170-01@5X MBR Grab 0.02037	27-Feb-18	21:59:52
16	180227M1_16	1800170-02@20x TANK 3 Comp 0.02084	27-Feb-18	22:11:23
17	180227M1_17	B8B0010-BS1 OPR 0.25	27-Feb-18	22:22:52
18	180227M1_18	B8B0010-MSD1 Matrix Spike Dup 0.11689	27-Feb-18	22:34:19
19	180227M1_19	B8B0010-MS1 Matrix Spike 0.11755	27-Feb-18	22:45:46
20	180227M1_20	B8B0096-BS1 OPR 0.125	27-Feb-18	22:57:13
21	180227M1_21	B8B0096-BLK1 Method Blank 0.125	27-Feb-18	23:08:40
22	180227M1_22	B8B0096-MS1 Matrix Spike 0.11568	27-Feb-18	23:20:09
23	180227M1_23	B8B0096-MSD1 Matrix Spike Dup 0.1188	27-Feb-18	23:31:38
24	180227M1_24	1800298-01 REEPDW155 0.11708	27-Feb-18	23:43:09
25	180227M1_25	1800298-02 REEPDW156 0.11596	27-Feb-18	23:54:38
26	180227M1_26	1800298-03 REEPDW157 0.12015	28-Feb-18	00:06:08
27	180227M1_27	1800298-04 REEPDW158 0.1178	28-Feb-18	00:17:39
28	180227M1_28	1800298-05 REEPDW159 0.11737	28-Feb-18	00:29:05
29	180227M1_29	1800299-01 REEPDW155FRB 0.11474	28-Feb-18	00:40:35
30	180227M1_30	1800299-02 REEPDW156FRB 0.1178	28-Feb-18	00:52:05
31	180227M1_31	1800299-03 REEPDW157FRB 0.11643	28-Feb-18	01:03:32

Dataset: Untitled

Last Altered: Thursday, March 01, 2018 11:28:47 Pacific Standard Time

Printed: Thursday, March 01, 2018 11:28:58 Pacific Standard Time

Compound name: PFBA

Name	ID	Acq.Date	Acq.Time
32	180227M1_32	1800299-04 REEPDW158FRB 0.11892	28-Feb-18 01:14:59
33	180227M1_33	1800299-05 REEPDW159FRB 0.11693	28-Feb-18 01:26:25
34	180227M1_34	1800301-01 REEPDW160 0.11595	28-Feb-18 01:37:52
35	180227M1_35	1800301-02 REEPDW515 0.11695	28-Feb-18 01:49:19
36	180227M1_36	1800301-03 REEPDW161 0.11505	28-Feb-18 02:00:46
37	180227M1_37	IPA	28-Feb-18 02:12:13
38	180227M1_38	ST180227M1-11 PFC CS3 18B2317	28-Feb-18 02:23:40
39	180227M1_39	IPA	28-Feb-18 02:35:07
40	180227M1_40	1800301-04 REEPDW162 0.11664	28-Feb-18 02:46:37
41	180227M1_41	1800301-05 REEPDW163 0.11483	28-Feb-18 02:58:04
42	180227M1_42	1800302-01 REEPDW160FRB 0.11761	28-Feb-18 03:09:34
43	180227M1_43	1800302-02 REEPDW161FRB 0.1172	28-Feb-18 03:21:01
44	180227M1_44	1800302-03 REEPDW162FRB 0.11535	28-Feb-18 03:32:30
45	180227M1_45	1800302-04 REEPDW163FRB 0.11575	28-Feb-18 03:44:00
46	180227M1_46	1800308-11 OF-FB54-0218 0.11801	28-Feb-18 03:55:29
47	180227M1_47	1800308-16 OF-RW24-0218 0.11552	28-Feb-18 04:06:59
48	180227M1_48	1800308-17 OF-FB24-0218 0.11631	28-Feb-18 04:18:28
49	180227M1_49	1800308-18 OF-RW46-0218 0.11424	28-Feb-18 04:29:50
50	180227M1_50	B8B0126-BS1 OPR 0.125	28-Feb-18 04:41:17
51	180227M1_51	B8B0126-BSD1 LCSD 0.125	28-Feb-18 04:52:44
52	180227M1_52	B8B0126-BLK1 Method Blank 0.125	28-Feb-18 05:04:13
53	180227M1_53	1800333-01 REEPDW186 0.12089	28-Feb-18 05:15:40
54	180227M1_54	1800333-02 REEPDW187 0.11479	28-Feb-18 05:27:10
55	180227M1_55	1800333-03 REEPDW188 0.12197	28-Feb-18 05:38:37
56	180227M1_56	1800333-04 REEPDW153 0.12159	28-Feb-18 05:50:06
57	180227M1_57	1800334-01 REEPDW186FRB 0.12155	28-Feb-18 06:01:33
58	180227M1_58	1800334-02 REEPDW187FRB 0.12044	28-Feb-18 06:13:03
59	180227M1_59	1800334-03 REEPDW188FRB 0.12213	28-Feb-18 06:24:32
60	180227M1_60	1800334-04 REEPDW153FRB 0.12039	28-Feb-18 06:36:01
61	180227M1_61	B8B0130-BS1 OPR 0.125	28-Feb-18 06:47:28
62	180227M1_62	B8B0130-BLK1 Method Blank 0.125	28-Feb-18 06:58:58
63	180227M1_63	B8B0130-MS1 Matrix Spike 0.11711	28-Feb-18 07:10:26
64	180227M1_64	B8B0130-MSD1 Matrix Spike Dup 0.11705	28-Feb-18 07:21:55
65	180227M1_65	1800340-01 WI-AF-MW-614-0218 0.11804	28-Feb-18 07:33:26

Vista Analytical Laboratory

Dataset: Untitled

Last Altered: Thursday, March 01, 2018 11:28:47 Pacific Standard Time

Printed: Thursday, March 01, 2018 11:28:58 Pacific Standard Time

Compound name: PFBA

(A) over 10 samples, invalid.

	Name	ID	Acq.Date	Acq.Time
66	180227M1_66	1800340-02 WI-AF-MW-613-0218 0.11332	28-Feb-18	07:44:52
67	180227M1_67	IPA	28-Feb-18	07:56:19
68	180227M1_68	ST180227M1-12 PFC CS0 18B2314	28-Feb-18	08:07:48
69	180227M1_69	IPA	28-Feb-18	08:19:18
70	180227M1_70	1800340-03 WI-AF-FB02-021418 0.12011	28-Feb-18	08:30:48
71	180227M1_71	1800340-04 WI-AF-EB02-021418 0.12032	28-Feb-18	08:42:17
72	180227M1_72	1800340-05 WI-AF-MW-612-0218 0.12001	28-Feb-18	08:53:47
73	180227M1_73	1800340-06 WI-AF-EB02-021518 0.12104	28-Feb-18	09:05:16
74	180227M1_74	1800340-07 WI-AF-MW-608-0218 0.11965	28-Feb-18	09:16:42
75	180227M1_75	1800340-08 WI-AF-MW-606-0218 0.11972	28-Feb-18	09:28:12
76	180227M1_76	1800340-09 WI-AF-MW-606P-0218 0.11838	28-Feb-18	09:39:41
77	180227M1_77	1800340-10 WI-AF-FB02-021618 0.12267	28-Feb-18	09:51:11
78	180227M1_78	1800340-11 WI-AF-MW-607-0218 0.11368	28-Feb-18	10:02:41
79	180227M1_79	1800340-12 WI-AF-MW-605-0218 0.11974	28-Feb-18	10:14:10
80	180227M1_80	1800340-13 WI-AF-MW-609-0218 0.11956	28-Feb-18	10:25:40
81	180227M1_81	1800341-01 WI-AF-MW-N3-12-0218 0.11794	28-Feb-18	10:37:10
82	180227M1_82	1800341-02 WI-AF-3-MW-2-0218 0.12097	28-Feb-18	10:48:39
83	180227M1_83	1800341-03 WI-AF-N29-22D-0218 0.11995	28-Feb-18	11:00:08
84	180227M1_84	1800341-04 WI-AF-FB01-021918 0.11668	28-Feb-18	11:11:38
85	180227M1_85	1800341-05 WI-AF-EB01-021918 0.12143	28-Feb-18	11:23:07
86	180227M1_86	1800342-20 WI-AF-MW-200-0218 0.11976 (A)	28-Feb-18	11:34:36
87	180227M1_87	IPA	28-Feb-18	11:46:03
88	180227M1_88	ST180227M1-13 PFC CS3 18B2317	28-Feb-18	11:57:30
89	180227M1_89	IPA	28-Feb-18	12:08:57
90	180227M1_90	1800342-21 WI-AF-EB01-021818 0.12006	28-Feb-18	12:20:24
91	180227M1_91	B8B0129-BS1 OPR 0.125	28-Feb-18	12:31:51
92	180227M1_92	B8B0129-BLK1 Method Blank 0.125	28-Feb-18	12:43:17
93	180227M1_93	B8B0129-MS1 Matrix Spike 0.11962	28-Feb-18	12:54:44
94	180227M1_94	B8B0129-MSD1 Matrix Spike Dup 0.12145	28-Feb-18	13:06:11
95	180227M1_95	1800332-01 OF-RW42B-MID01-0218 0.11601	28-Feb-18	13:17:38
96	180227M1_96	1800332-02 OF-RW42B-EFF01-0218 0.1211	28-Feb-18	13:29:08
97	180227M1_97	1800332-03 OF-RW42B-FB01-0218 0.12204	28-Feb-18	13:40:38
98	180227M1_98	1800332-04 OF-RW42C-INF01-0218 0.1208	28-Feb-18	13:52:07
99	180227M1_99	1800332-05 OF-RW42C-MID01-0218 0.12063	28-Feb-18	14:03:37

Dataset: Untitled

Last Altered: Thursday, March 01, 2018 11:28:47 Pacific Standard Time
Printed: Thursday, March 01, 2018 11:28:58 Pacific Standard Time

Compound name: PFBA

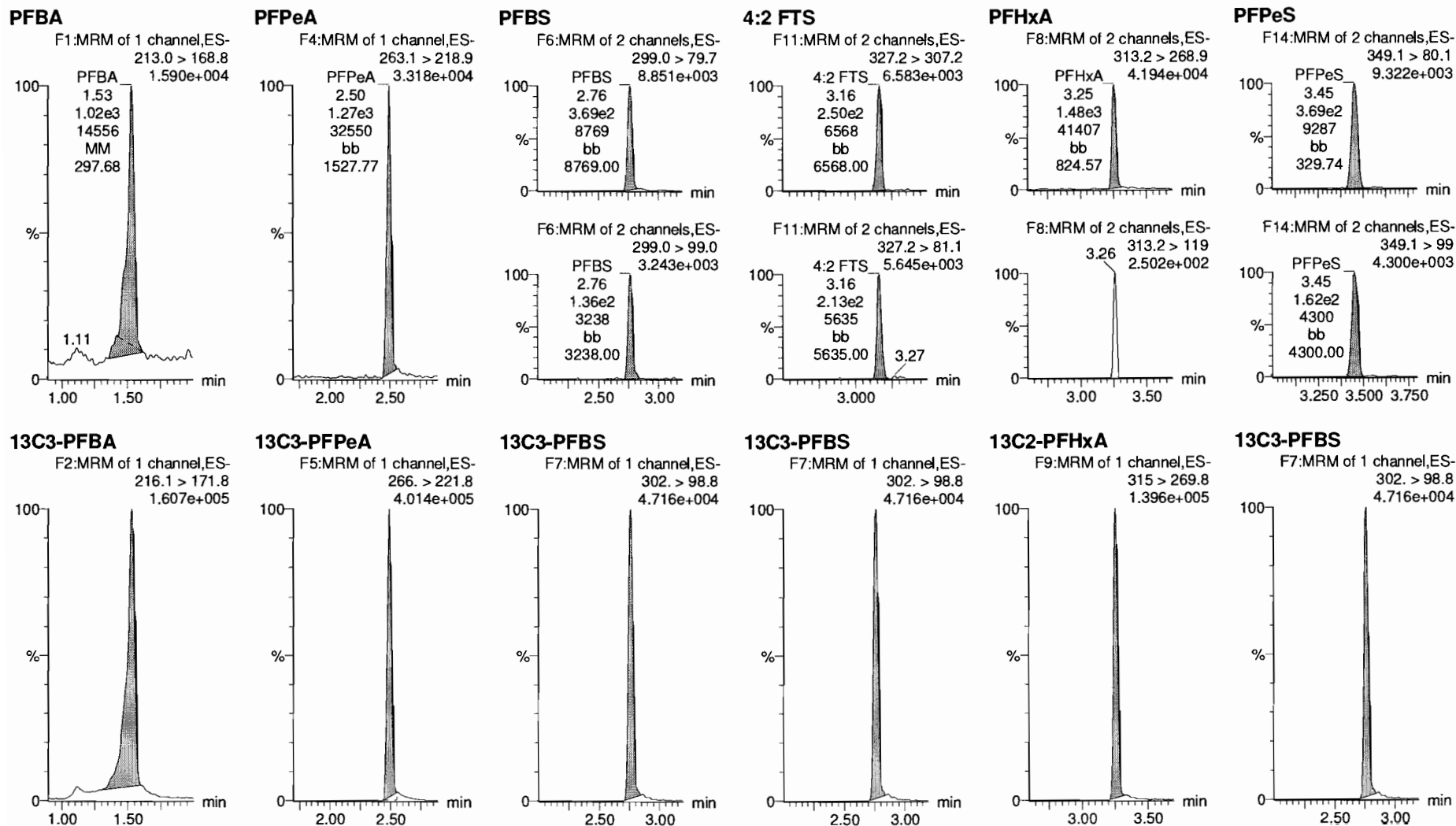
	Name	ID	Acq.Date	Acq.Time
100	180227M1_100	1800332-06 OF-RW42C-EFF01-0218 0.11886	28-Feb-18	14:14:58
101	180227M1_101	1800332-07 OF-RW42C-FB01-0218 0.11859	28-Feb-18	14:26:25
102	180227M1_102	1800332-08 OF-INF01-WT-021418 0.11784	28-Feb-18	14:37:52
103	180227M1_103	1800332-09 OF-MID01-WT-021418 0.11976	28-Feb-18	14:49:19
104	180227M1_104	1800332-10 OF-FB01-WT-021418 0.12199	28-Feb-18	15:00:46
105	180227M1_105	1800332-11 OF-EFF01-WT-021418 0.12052	28-Feb-18	15:12:12
106	180227M1_106	1800332-12 OF-EFF01P-WT-021418 0.12067	28-Feb-18	15:23:42
107	180227M1_107	1800337-01 REEPDW189 0.12105	28-Feb-18	15:35:11
108	180227M1_108	1800338-01 REEPDW189FRB 0.12225	28-Feb-18	15:46:41
109	180227M1_109	IPA	28-Feb-18	15:58:10
110	180227M1_110	ST180227M1-14 PFC CS3 18B2317	28-Feb-18	16:09:37
111	180227M1_111	IPA	28-Feb-18	16:21:07
112	180227M1_112	1800339-01 WI-A06-MW-06-0218 0.11846	28-Feb-18	16:32:36
113	180227M1_113	1800339-02 WI-A06-FB01-021618 0.12165	28-Feb-18	16:44:06
114	180227M1_114	1800339-03 WI-A06-EB01-021618 0.12121	28-Feb-18	16:55:33
115	180227M1_115	1800339-04 WI-A06-S-01-0218 0.12143	28-Feb-18	17:07:03
116	180227M1_116	1800339-05 WI-A06-S-01P-0218 0.12184	28-Feb-18	17:18:32
117	180227M1_117	1800339-06 WI-A06-FB01-021918 0.12222	28-Feb-18	17:30:02
118	180227M1_118	IPA	28-Feb-18	17:41:23
119	180227M1_119	ST180227M1-15 PFC CS3 18B2317	28-Feb-18	17:52:50
120	180227M1_120	IPA	28-Feb-18	18:04:17

Dataset: F:\Projects\PFAS.PRO\Results\180227M1\180027M1-68.qld

Last Altered: Wednesday, February 28, 2018 12:41:31 Pacific Standard Time
Printed: Wednesday, February 28, 2018 12:41:58 Pacific Standard Time

Method: F:\Projects\PFAS.PRO\MethDB\PFAS_FULL_80C_022718.mdb 28 Feb 2018 09:22:07
Calibration: F:\Projects\PFAS.PRO\CurveDB\C18_VAL-PFAS_Q4_02-27-18-FULL.cdb 28 Feb 2018 11:20:16

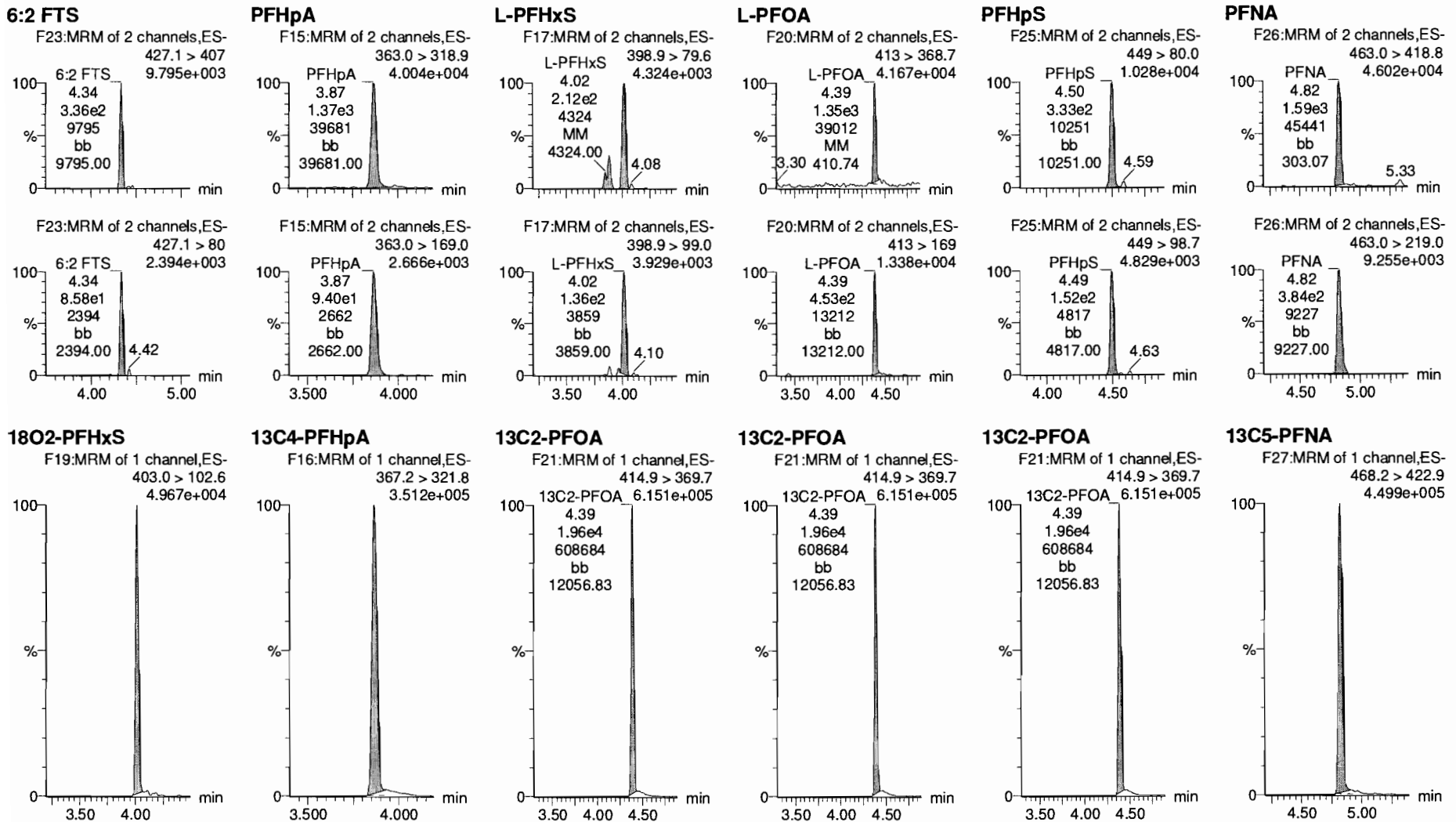
Name: 180227M1_68, Date: 28-Feb-2018, Time: 08:07:48, ID: ST180227M1-12 PFC CS0 18B2314, Description: PFC CS0 18B2314



Dataset: F:\Projects\PFAS.PRO\Results\180227M1\180027M1-68.qld

Last Altered: Wednesday, February 28, 2018 12:41:31 Pacific Standard Time
Printed: Wednesday, February 28, 2018 12:41:58 Pacific Standard Time

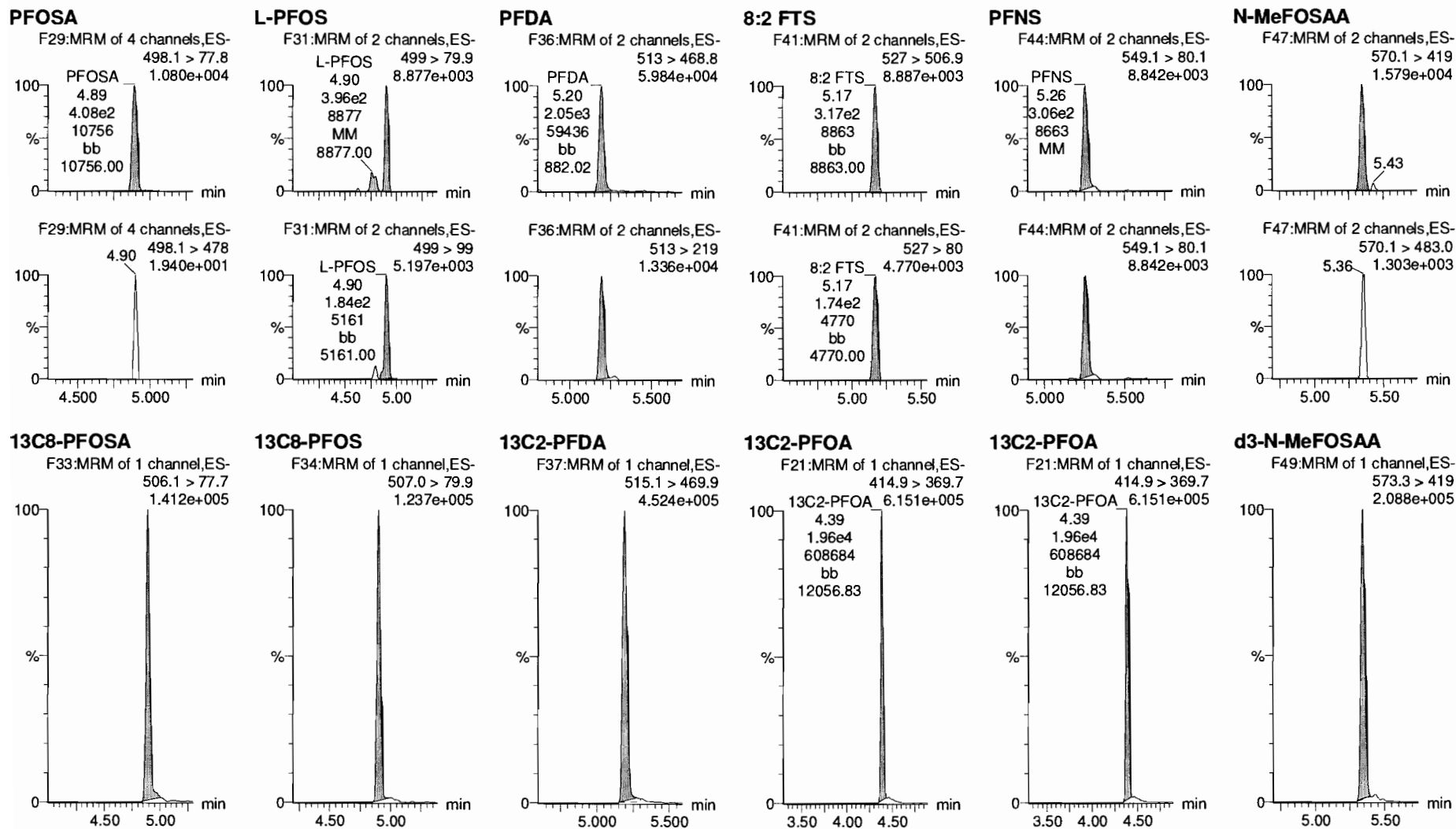
Name: 180227M1_68, Date: 28-Feb-2018, Time: 08:07:48, ID: ST180227M1-12 PFC CS0 18B2314, Description: PFC CS0 18B2314



Dataset: F:\Projects\PFAS.PRO\Results\180227M1\180027M1-68.qld

Last Altered: Wednesday, February 28, 2018 12:41:31 Pacific Standard Time
Printed: Wednesday, February 28, 2018 12:41:58 Pacific Standard Time

Name: 180227M1_68, Date: 28-Feb-2018, Time: 08:07:48, ID: ST180227M1-12 PFC CS0 18B2314, Description: PFC CS0 18B2314



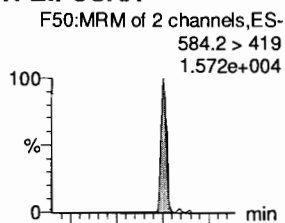
Dataset: F:\Projects\PFAS.PRO\Results\180227M1\180227M1-68.qld

Last Altered: Wednesday, February 28, 2018 12:41:31 Pacific Standard Time

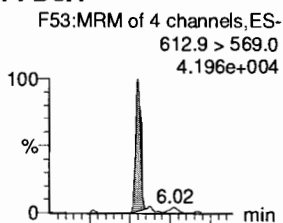
Printed: Wednesday, February 28, 2018 12:41:58 Pacific Standard Time

Name: 180227M1_68, Date: 28-Feb-2018, Time: 08:07:48, ID: ST180227M1-12 PFC CS0 18B2314, Description: PFC CS0 18B2314

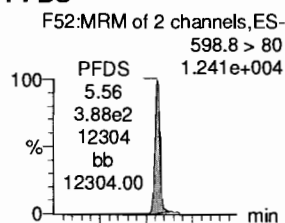
N-EtFOSAA



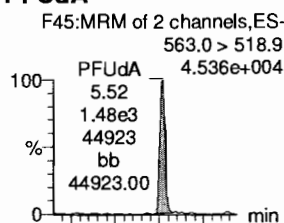
PFDoA



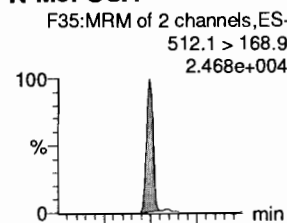
PFDS



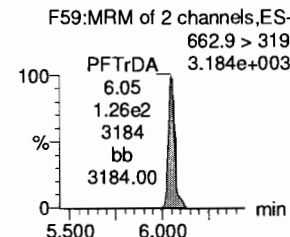
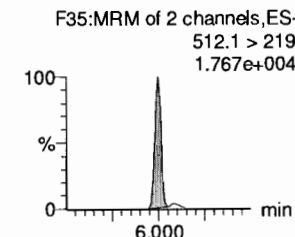
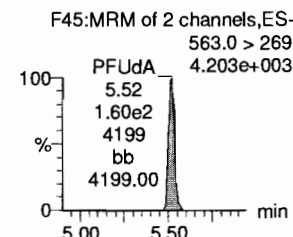
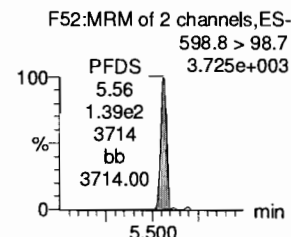
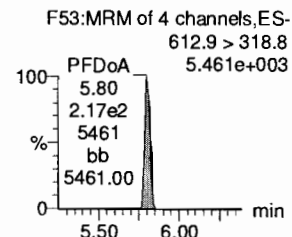
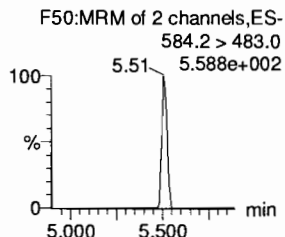
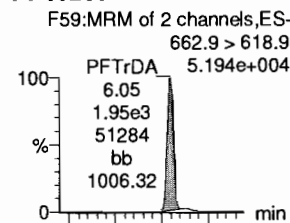
PFUdA



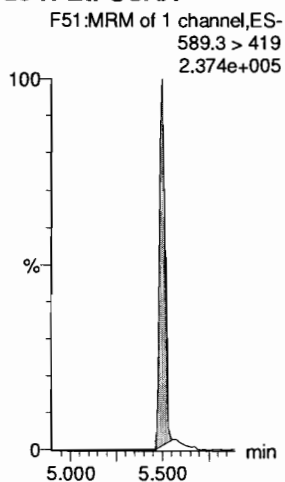
N-MeFOSA



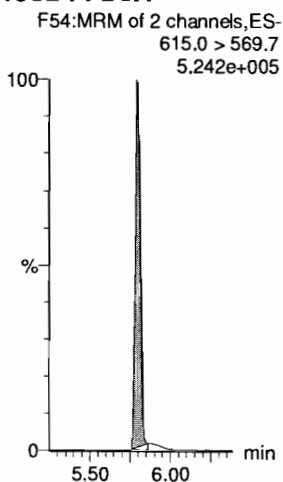
PFTTrDA




d5-N-EtFOSAA



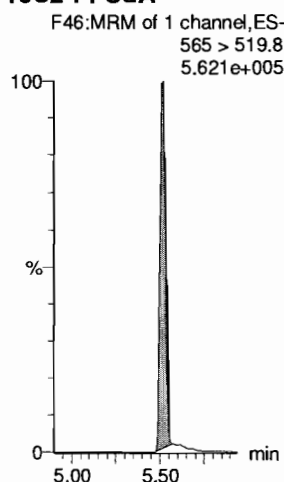
13C2-PFDoA



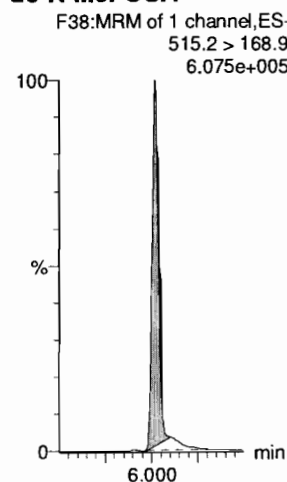
13C2-PFUdA



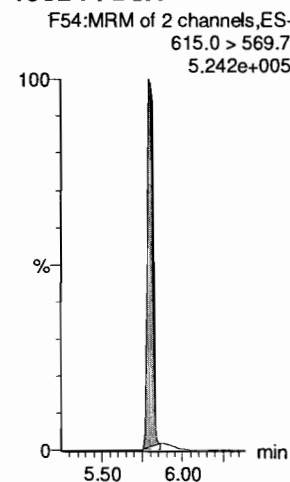
13C2-PFUdA



d3-N-MeFOSA



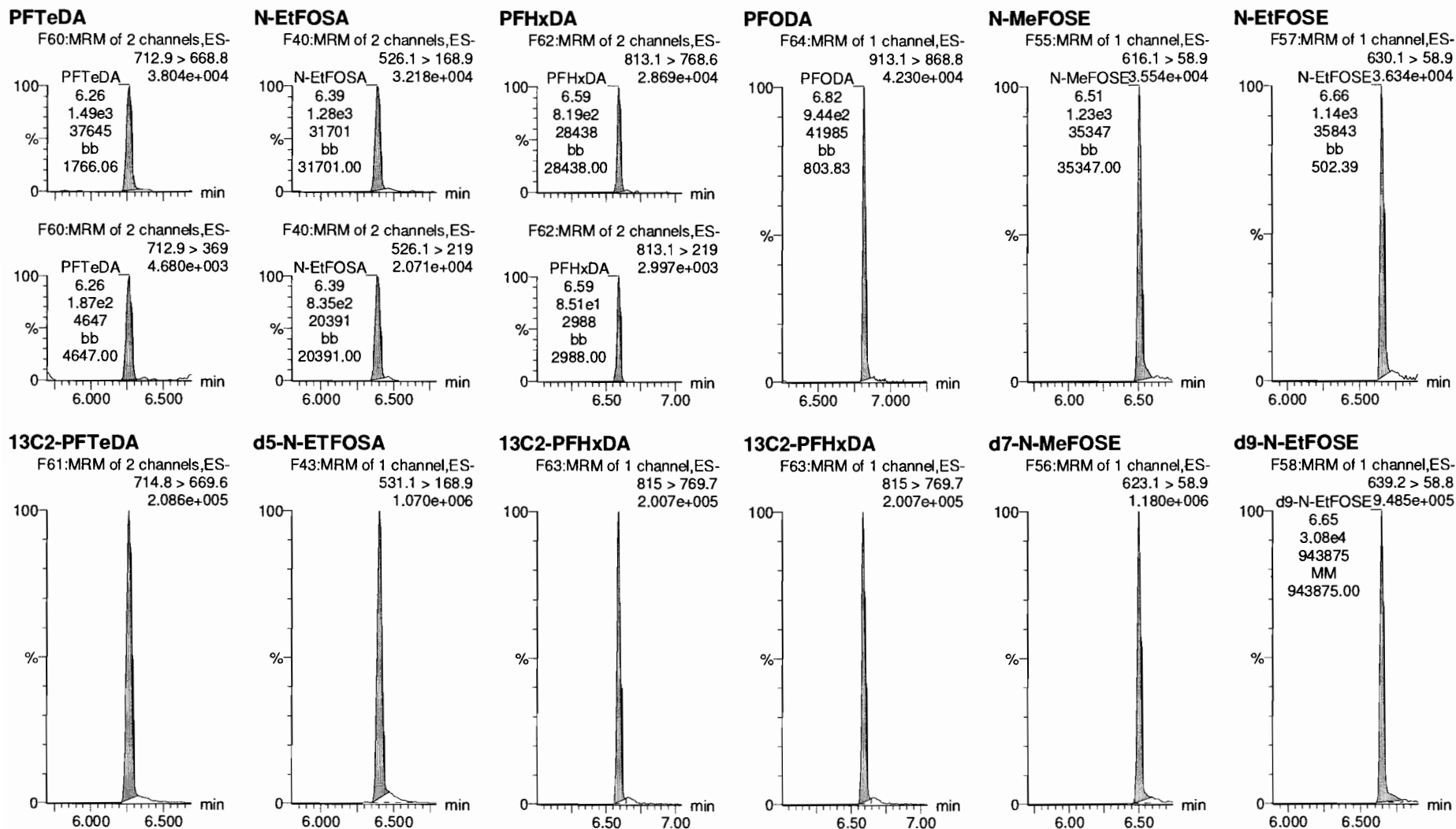
13C2-PFDoA



Dataset: F:\Projects\PFAS.PRO\Results\180227M1\180027M1-68.qld

Last Altered: Wednesday, February 28, 2018 12:41:31 Pacific Standard Time
Printed: Wednesday, February 28, 2018 12:41:58 Pacific Standard Time

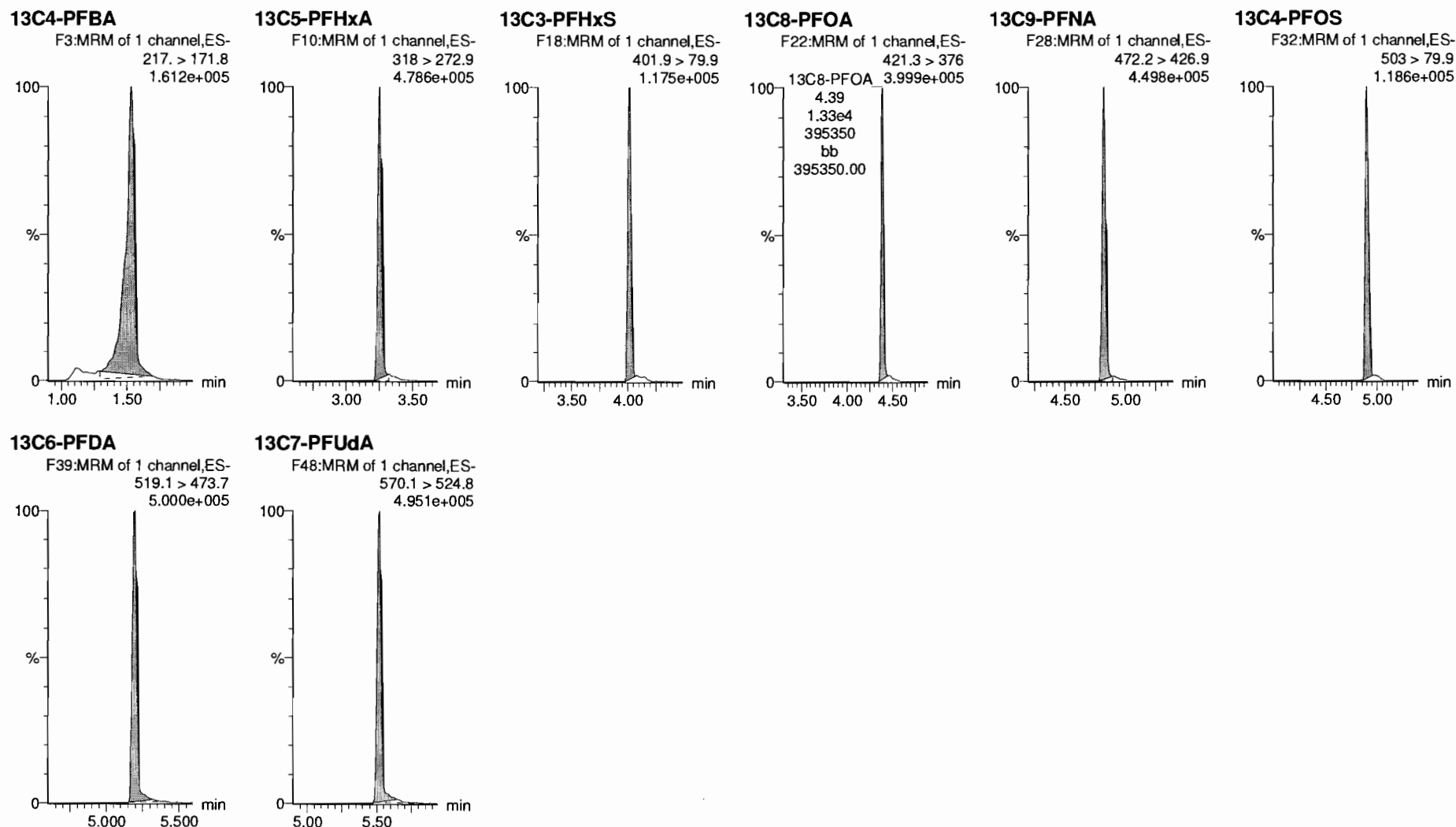
Name: 180227M1_68, Date: 28-Feb-2018, Time: 08:07:48, ID: ST180227M1-12 PFC CS0 18B2314, Description: PFC CS0 18B2314



Dataset: F:\Projects\PFAS.PRO\Results\180227M1\180027M1-68.qld

Last Altered: Wednesday, February 28, 2018 12:41:31 Pacific Standard Time
Printed: Wednesday, February 28, 2018 12:41:58 Pacific Standard Time

Name: 180227M1_68, Date: 28-Feb-2018, Time: 08:07:48, ID: ST180227M1-12 PFC CS0 18B2314, Description: PFC CS0 18B2314



Dataset: F:\Projects\PFAS.PRO\Results\180227M1\180027M1-88.qld

Last Altered: Wednesday, February 28, 2018 13:23:33 Pacific Standard Time

Printed: Thursday, March 01, 2018 11:10:51 Pacific Standard Time

*Rev'd JA
03/01/2018*

Method: F:\Projects\PFAS.PRO\MethDB\PFAS_FULL_80C_022718.mdb 28 Feb 2018 09:22:07

Calibration: F:\Projects\PFAS.PRO\CurveDB\C18_VAL-PFAS_Q4_02-27-18-FULL.cdb 28 Feb 2018 11:20:16

Name: 180227M1_88, Date: 28-Feb-2018, Time: 11:57:30, ID: ST180227M1-13 PFC CS3 18B2317, Description: PFC CS3 18B2317

#	Name	Trace	Area	IS Area	RRF	Pred.RT	RT	y Axis Resp.	Conc.	%Rec	Recovery	Out
1	1 PFBA	213.0 > 168.8	1.08e4	1.12e4		1.46	1.53	12.0	10.5	105.0	NO	
2	2 PFPeA	263.1 > 218.9	1.26e4	1.56e4		2.31	2.49	10.1	10.6	106.5	NO	
3	3 PFBS	299.0 > 79.7	2.99e3	2.13e3		2.60	2.76	17.5	9.96	99.6	NO	
4	4 4:2 FTS	327.2 > 307.2	2.31e3	2.13e3		3.00	3.16	13.5	10.2	102.0	NO	
5	5 PFHxA	313.2 > 268.9	1.51e4	4.64e3		3.19	3.25	16.3	10.5	105.4	NO	
6	6 PFPeS	349.1 > 80.1	3.22e3	2.13e3		3.39	3.45	18.9	10.7	107.3	NO	
7	7 PFHpA	363.0 > 318.9	1.20e4	1.08e4		3.81	3.87	13.9	11.2	112.0	NO	
8	8 L-PFHxS	398.9 > 79.6	2.44e3	1.59e3		4.17	4.01	19.2	10.7	107.2	NO	
9	10 6:2 FTS	427.1 > 407	3.82e3	1.86e4		4.28	4.33	2.56	12.9	129.1	NO	
10	11 L-PFOA	413 > 368.7	1.48e4	1.86e4		4.40	4.39	9.91	10.5	104.7	NO	
11	13 PFHpS	449 > 80.0	3.56e3	1.86e4		4.44	4.50	2.39	11.7	117.1	NO	
12	14 PFNA	463.0 > 418.8	1.44e4	1.47e4		4.76	4.82	12.2	9.88	98.8	NO	
13	15 PFOSA	498.1 > 77.8	3.58e3	4.29e3		4.83	4.89	10.4	10.8	107.6	NO	
14	16 L-PFOS	499 > 79.9	3.58e3	3.98e3		4.90	4.90	11.3	11.7	117.2	NO	
15	18 PFDA	513 > 468.8	1.79e4	1.41e4		5.14	5.19	15.9	10.6	106.3	NO	
16	19 8:2 FTS	527 > 506.9	3.91e3	1.86e4		5.12	5.16	2.62	11.5	115.4	NO	
17	20 PFNS	549.1 > 80.1	2.87e3	3.98e3		5.08	5.25	9.03	10.8	108.0	NO	
18	21 N-MeFOSAA	570.1 > 419	7.34e3	6.39e3		5.29	5.35	14.4	10.1	100.8	NO	
19	22 N-EtFOSAA	584.2 > 419	6.29e3	8.22e3		5.45	5.50	9.57	9.21	92.1	NO	
20	23 PFUdA	563.0 > 518.9	1.50e4	1.98e4		5.46	5.52	9.43	10.7	107.1	NO	
21	24 PFDS	598.8 > 80	3.89e3	1.98e4		5.51	5.56	2.45	9.07	90.7	NO	
22	25 PFDoA	612.9 > 569.0	1.68e4	1.63e4		5.74	5.80	12.9	12.1	121.4	NO	
23	26 N-MeFOSA	512.1 > 168.9	9.23e3	2.52e4		5.84	6.00	54.9	64.6	129.2	NO	
24	27 PFTrDA	662.9 > 618.9	1.86e4	1.63e4		5.98	6.05	14.2	10.8	108.1	NO	
25	28 PFTeDA	712.9 > 668.8	1.34e4	6.96e3		6.20	6.26	24.1	11.9	118.6	NO	
26	29 N-EtFOSA	526.1 > 168.9	1.31e4	4.01e4		6.22	6.39	49.1	59.6	119.1	NO	
27	30 PFHxDA	813.1 > 768.6	6.76e3	5.21e3		6.51	6.59	6.49	10.9	108.8	NO	
28	31 PFODA	913.1 > 868.8	7.07e3	5.21e3		6.74	6.81	6.79	9.17	91.7	NO	
29	32 N-MeFOSE	616.1 > 58.9	1.14e4	3.32e4		6.31	6.51	51.5	50.2	100.5	NO	
30	33 N-EtFOSE	630.1 > 58.9	1.13e4	3.05e4		6.45	6.66	55.6	45.4	90.8	NO	
31	34 13C3-PFBA	216.1 > 171.8	1.12e4	1.30e4	0.940	1.46	1.53	10.8	11.5	92.2	NO	

*dm dm
3/1/18
3/1/18*

Dataset: F:\Projects\PFAS.PRO\Results\180227M1\180027M1-88.qld

Last Altered: Wednesday, February 28, 2018 13:23:33 Pacific Standard Time

Printed: Thursday, March 01, 2018 11:10:51 Pacific Standard Time

Name: 180227M1_88, Date: 28-Feb-2018, Time: 11:57:30, ID: ST180227M1-13 PFC CS3 18B2317, Description: PFC CS3 18B2317

#	Name	Trace	Area	IS Area	RRF	Pred.RT	RT	y Axis Resp.	Conc.	%Rec	Recovery	Out
32	35	13C3-PFPeA	266. > 221.8	1.56e4	1.69e4	0.948	2.42	2.49	11.5	12.2	97.3	NO
33	36	13C3-PFBS	302. > 98.8	2.13e3	1.69e4	0.131	2.69	2.76	1.57	12.0	95.9	NO
34	37	13C2-PFHxA	315 > 269.8	4.64e3	1.69e4	0.740	3.19	3.25	3.43	4.63	92.6	NO
35	38	13C4-PFHpA	367.2 > 321.8	1.08e4	1.69e4	0.776	3.81	3.87	7.98	10.3	82.3	NO
36	39	18O2-PFHxS	403.0 > 102.6	1.59e3	3.76e3	0.412	3.96	4.02	5.29	12.8	102.7	NO
37	40	13C2-PFOA	414.9 > 369.7	1.86e4	1.38e4	1.891	4.33	4.39	16.8	8.90	71.2	NO
38	41	13C5-PFNA	468.2 > 422.9	1.47e4	1.50e4	0.959	4.76	4.82	12.3	12.8	102.2	NO
39	42	13C8-PFOSA	506.1 > 77.7	4.29e3	1.96e4	0.308	4.83	4.90	2.74	8.90	71.2	NO
40	43	13C8-PFOS	507.0 > 79.9	3.98e3	3.49e3	1.096	4.84	4.90	14.3	13.0	104.0	NO
41	44	13C2-PFDA	515.1 > 469.9	1.41e4	1.68e4	0.926	5.14	5.20	10.5	11.4	90.9	NO
42	45	d3-N-MeFOSAA	573.3 > 419	6.39e3	1.96e4	0.359	5.29	5.34	4.08	11.4	91.0	NO
43	46	d5-N-EtFOSAA	589.3 > 419	8.22e3	1.96e4	0.435	5.45	5.50	5.25	12.1	96.7	NO
44	47	13C2-PFUdA	565 > 519.8	1.98e4	1.96e4	1.138	5.46	5.51	12.7	11.1	89.0	NO
45	48	13C2-PFDoA	615.0 > 569.7	1.63e4	1.96e4	1.059	5.74	5.80	10.4	9.85	78.8	NO
46	49	d3-N-MeFOSA	515.2 > 168.9	2.52e4	1.96e4	0.151	5.84	6.03	16.1	107	71.2	NO
47	50	13C2-PFTeDA	714.8 > 669.6	6.96e3	1.96e4	0.484	6.20	6.26	4.45	9.19	73.5	NO
48	51	d5-N-ETFOSA	531.1 > 168.9	4.01e4	1.96e4	0.215	6.22	6.41	25.6	119	79.4	NO
49	52	13C2-PFHxDA	815 > 769.7	5.21e3	1.96e4	0.741	6.51	6.59	3.33	4.49	89.8	NO
50	53	d7-N-MeFOSE	623.1 > 58.9	3.32e4	1.96e4	0.186	6.31	6.51	21.2	114	75.9	NO
51	54	d9-N-EtFOSE	639.2 > 58.8	3.05e4	1.96e4	0.159	6.45	6.65	19.5	122	81.5	NO
52	55	13C4-PFBA	217. > 171.8	1.30e4	1.30e4	1.000	1.46	1.53	12.5	12.5	100.0	NO
53	56	13C5-PFHxA	318 > 272.9	1.69e4	1.69e4	1.000	3.19	3.25	12.5	12.5	100.0	NO
54	57	13C3-PFHxS	401.9 > 79.9	3.76e3	3.76e3	1.000	3.96	4.02	12.5	12.5	100.0	NO
55	58	13C8-PFOA	421.3 > 376	1.38e4	1.38e4	1.000	4.33	4.39	12.5	12.5	100.0	NO
56	59	13C9-PFNA	472.2 > 426.9	1.50e4	1.50e4	1.000	4.70	4.82	12.5	12.5	100.0	NO
57	60	13C4-PFOS	503 > 79.9	3.49e3	3.49e3	1.000	4.84	4.90	12.5	12.5	100.0	NO
58	61	13C6-PFDA	519.1 > 473.7	1.68e4	1.68e4	1.000	5.14	5.19	12.5	12.5	100.0	NO
59	62	13C7-PFUdA	570.1 > 524.8	1.96e4	1.96e4	1.000	5.46	5.52	12.5	12.5	100.0	NO

Vista Analytical Laboratory

Dataset: Untitled

Last Altered: Thursday, March 01, 2018 11:28:47 Pacific Standard Time

Printed: Thursday, March 01, 2018 11:28:58 Pacific Standard Time

Method: F:\Projects\PFAS.PRO\MethDB\PFAS_FULL_80C_022718.mdb 28 Feb 2018 13:19:45

Calibration: F:\Projects\PFAS.PRO\CurveDB\C18_VAL-PFAS_Q4_02-27-18-FULL.cdb 28 Feb 2018 11:20:16

Compound name: PFBA

	Name	ID	Acq.Date	Acq.Time
1	180227M1_1	IPA	27-Feb-18	19:19:16
2	180227M1_2	ST180227M1-1 PFC CS-2 18B2312	27-Feb-18	19:30:40
3	180227M1_3	ST180227M1-2 PFC CS-1 18B2313	27-Feb-18	19:42:07
4	180227M1_4	ST180227M1-3 PFC CS0 18B2314	27-Feb-18	19:53:34
5	180227M1_5	ST180227M1-4 PFC CS1 18B2315	27-Feb-18	20:05:03
6	180227M1_6	ST180227M1-5 PFC CS2 18B2316	27-Feb-18	20:16:34
7	180227M1_7	ST180227M1-6 PFC CS3 18B2317	27-Feb-18	20:28:00
8	180227M1_8	ST180227M1-7 PFC CS4 18B2318	27-Feb-18	20:39:30
9	180227M1_9	ST180227M1-8 PFC CS5 18B2319	27-Feb-18	20:51:00
10	180227M1_10	ST180227M1-9 PFC CS6 18B2320	27-Feb-18	21:02:27
11	180227M1_11	ST180227M1-10 PFC CS7 18B2321	27-Feb-18	21:13:56
12	180227M1_12	IPA	27-Feb-18	21:25:26
13	180227M1_13	ICV180227M1-1 PFC ICV 18B2311	27-Feb-18	21:36:56
14	180227M1_14	IPA	27-Feb-18	21:48:26
15	180227M1_15	1800170-01@5X MBR Grab 0.02037	27-Feb-18	21:59:52
16	180227M1_16	1800170-02@20x TANK 3 Comp 0.02084	27-Feb-18	22:11:23
17	180227M1_17	B8B0010-BS1 OPR 0.25	27-Feb-18	22:22:52
18	180227M1_18	B8B0010-MSD1 Matrix Spike Dup 0.11689	27-Feb-18	22:34:19
19	180227M1_19	B8B0010-MS1 Matrix Spike 0.11755	27-Feb-18	22:45:46
20	180227M1_20	B8B0096-BS1 OPR 0.125	27-Feb-18	22:57:13
21	180227M1_21	B8B0096-BLK1 Method Blank 0.125	27-Feb-18	23:08:40
22	180227M1_22	B8B0096-MS1 Matrix Spike 0.11568	27-Feb-18	23:20:09
23	180227M1_23	B8B0096-MSD1 Matrix Spike Dup 0.1188	27-Feb-18	23:31:38
24	180227M1_24	1800298-01 REEPDW155 0.11708	27-Feb-18	23:43:09
25	180227M1_25	1800298-02 REEPDW156 0.11596	27-Feb-18	23:54:38
26	180227M1_26	1800298-03 REEPDW157 0.12015	28-Feb-18	00:06:08
27	180227M1_27	1800298-04 REEPDW158 0.1178	28-Feb-18	00:17:39
28	180227M1_28	1800298-05 REEPDW159 0.11737	28-Feb-18	00:29:05
29	180227M1_29	1800299-01 REEPDW155FRB 0.11474	28-Feb-18	00:40:35
30	180227M1_30	1800299-02 REEPDW156FRB 0.1178	28-Feb-18	00:52:05
31	180227M1_31	1800299-03 REEPDW157FRB 0.11643	28-Feb-18	01:03:32

Vista Analytical Laboratory

Dataset: Untitled

Last Altered: Thursday, March 01, 2018 11:28:47 Pacific Standard Time

Printed: Thursday, March 01, 2018 11:28:58 Pacific Standard Time

Compound name: PFBA

	Name	ID	Acq.Date	Acq.Time
32	180227M1_32	1800299-04 REEPDW158FRB 0.11892	28-Feb-18	01:14:59
33	180227M1_33	1800299-05 REEPDW159FRB 0.11693	28-Feb-18	01:26:25
34	180227M1_34	1800301-01 REEPDW160 0.11595	28-Feb-18	01:37:52
35	180227M1_35	1800301-02 REEPDW515 0.11695	28-Feb-18	01:49:19
36	180227M1_36	1800301-03 REEPDW161 0.11505	28-Feb-18	02:00:46
37	180227M1_37	IPA	28-Feb-18	02:12:13
38	180227M1_38	ST180227M1-11 PFC CS3 18B2317	28-Feb-18	02:23:40
39	180227M1_39	IPA	28-Feb-18	02:35:07
40	180227M1_40	1800301-04 REEPDW162 0.11664	28-Feb-18	02:46:37
41	180227M1_41	1800301-05 REEPDW163 0.11483	28-Feb-18	02:58:04
42	180227M1_42	1800302-01 REEPDW160FRB 0.11761	28-Feb-18	03:09:34
43	180227M1_43	1800302-02 REEPDW161FRB 0.1172	28-Feb-18	03:21:01
44	180227M1_44	1800302-03 REEPDW162FRB 0.11535	28-Feb-18	03:32:30
45	180227M1_45	1800302-04 REEPDW163FRB 0.11575	28-Feb-18	03:44:00
46	180227M1_46	1800308-11 OF-FB54-0218 0.11801	28-Feb-18	03:55:29
47	180227M1_47	1800308-16 OF-RW24-0218 0.11552	28-Feb-18	04:06:59
48	180227M1_48	1800308-17 OF-FB24-0218 0.11631	28-Feb-18	04:18:28
49	180227M1_49	1800308-18 OF-RW46-0218 0.11424	28-Feb-18	04:29:50
50	180227M1_50	B8B0126-BS1 OPR 0.125	28-Feb-18	04:41:17
51	180227M1_51	B8B0126-BSD1 LCSD 0.125	28-Feb-18	04:52:44
52	180227M1_52	B8B0126-BLK1 Method Blank 0.125	28-Feb-18	05:04:13
53	180227M1_53	1800333-01 REEPDW186 0.12089	28-Feb-18	05:15:40
54	180227M1_54	1800333-02 REEPDW187 0.11479	28-Feb-18	05:27:10
55	180227M1_55	1800333-03 REEPDW188 0.12197	28-Feb-18	05:38:37
56	180227M1_56	1800333-04 REEPDW153 0.12159	28-Feb-18	05:50:06
57	180227M1_57	1800334-01 REEPDW186FRB 0.12155	28-Feb-18	06:01:33
58	180227M1_58	1800334-02 REEPDW187FRB 0.12044	28-Feb-18	06:13:03
59	180227M1_59	1800334-03 REEPDW188FRB 0.12213	28-Feb-18	06:24:32
60	180227M1_60	1800334-04 REEPDW153FRB 0.12039	28-Feb-18	06:36:01
61	180227M1_61	B8B0130-BS1 OPR 0.125	28-Feb-18	06:47:28
62	180227M1_62	B8B0130-BLK1 Method Blank 0.125	28-Feb-18	06:58:58
63	180227M1_63	B8B0130-MS1 Matrix Spike 0.11711	28-Feb-18	07:10:26
64	180227M1_64	B8B0130-MSD1 Matrix Spike Dup 0.11705	28-Feb-18	07:21:55
65	180227M1_65	1800340-01 WI-AF-MW-614-0218 0.11804	28-Feb-18	07:33:26

Vista Analytical Laboratory

Dataset: Untitled

Last Altered: Thursday, March 01, 2018 11:28:47 Pacific Standard Time

Printed: Thursday, March 01, 2018 11:28:58 Pacific Standard Time

Compound name: PFBA

(A) over 10 samples, invalid.

	Name	ID	Acq Date	Acq Time
66	180227M1_66	1800340-02 WI-AF-MW-613-0218 0.11332	28-Feb-18	07:44:52
67	180227M1_67	IPA	28-Feb-18	07:56:19
68	180227M1_68	ST180227M1-12 PFC CS0 18B2314	28-Feb-18	08:07:48
69	180227M1_69	IPA	28-Feb-18	08:19:18
70	180227M1_70	1800340-03 WI-AF-FB02-021418 0.12011	28-Feb-18	08:30:48
71	180227M1_71	1800340-04 WI-AF-EB02-021418 0.12032	28-Feb-18	08:42:17
72	180227M1_72	1800340-05 WI-AF-MW-612-0218 0.12001	28-Feb-18	08:53:47
73	180227M1_73	1800340-06 WI-AF-EB02-021518 0.12104	28-Feb-18	09:05:16
74	180227M1_74	1800340-07 WI-AF-MW-608-0218 0.11965	28-Feb-18	09:16:42
75	180227M1_75	1800340-08 WI-AF-MW-606-0218 0.11972	28-Feb-18	09:28:12
76	180227M1_76	1800340-09 WI-AF-MW-606P-0218 0.11838	28-Feb-18	09:39:41
77	180227M1_77	1800340-10 WI-AF-FB02-021618 0.12267	28-Feb-18	09:51:11
78	180227M1_78	1800340-11 WI-AF-MW-607-0218 0.11368	28-Feb-18	10:02:41
79	180227M1_79	1800340-12 WI-AF-MW-605-0218 0.11974	28-Feb-18	10:14:10
80	180227M1_80	1800340-13 WI-AF-MW-609-0218 0.11956	28-Feb-18	10:25:40
81	180227M1_81	1800341-01 WI-AF-MW-N3-12-0218 0.11794	28-Feb-18	10:37:10
82	180227M1_82	1800341-02 WI-AF-3-MW-2-0218 0.12097	28-Feb-18	10:48:39
83	180227M1_83	1800341-03 WI-AF-N29-22D-0218 0.11995	28-Feb-18	11:00:08
84	180227M1_84	1800341-04 WI-AF-FB01-021918 0.11668	28-Feb-18	11:11:38
85	180227M1_85	1800341-05 WI-AF-EB01-021918 0.12143	28-Feb-18	11:23:07
86	180227M1_86	1800342-20 WI-AF-MW-200-0218 0.11976 (A)	28-Feb-18	11:34:36
87	180227M1_87	IPA	28-Feb-18	11:46:03
88	180227M1_88	ST180227M1-13 PFC CS3 18B2317	28-Feb-18	11:57:30
89	180227M1_89	IPA	28-Feb-18	12:08:57
90	180227M1_90	1800342-21 WI-AF-EB01-021818 0.12006	28-Feb-18	12:20:24
91	180227M1_91	B8B0129-BS1 OPR 0.125	28-Feb-18	12:31:51
92	180227M1_92	B8B0129-BLK1 Method Blank 0.125	28-Feb-18	12:43:17
93	180227M1_93	B8B0129-MS1 Matrix Spike 0.11962	28-Feb-18	12:54:44
94	180227M1_94	B8B0129-MSD1 Matrix Spike Dup 0.12145	28-Feb-18	13:06:11
95	180227M1_95	1800332-01 OF-RW42B-MID01-0218 0.11601	28-Feb-18	13:17:38
96	180227M1_96	1800332-02 OF-RW42B-EFF01-0218 0.1211	28-Feb-18	13:29:08
97	180227M1_97	1800332-03 OF-RW42B-FB01-0218 0.12204	28-Feb-18	13:40:38
98	180227M1_98	1800332-04 OF-RW42C-INF01-0218 0.1208	28-Feb-18	13:52:07
99	180227M1_99	1800332-05 OF-RW42C-MID01-0218 0.12063	28-Feb-18	14:03:37

Vista Analytical Laboratory

Dataset: Untitled

Last Altered: Thursday, March 01, 2018 11:28:47 Pacific Standard Time

Printed: Thursday, March 01, 2018 11:28:58 Pacific Standard Time

Compound name: PFBA

	Name	ID	Acq.Date	Acq.Time
100	180227M1_100	1800332-06 OF-RW42C-EFF01-0218 0.11886	28-Feb-18	14:14:58
101	180227M1_101	1800332-07 OF-RW42C-FB01-0218 0.11859	28-Feb-18	14:26:25
102	180227M1_102	1800332-08 OF-INF01-WT-021418 0.11784	28-Feb-18	14:37:52
103	180227M1_103	1800332-09 OF-MID01-WT-021418 0.11976	28-Feb-18	14:49:19
104	180227M1_104	1800332-10 OF-FB01-WT-021418 0.12199	28-Feb-18	15:00:46
105	180227M1_105	1800332-11 OF-EFF01-WT-021418 0.12052	28-Feb-18	15:12:12
106	180227M1_106	1800332-12 OF-EFF01P-WT-021418 0.12067	28-Feb-18	15:23:42
107	180227M1_107	1800337-01 REEPDW189 0.12105	28-Feb-18	15:35:11
108	180227M1_108	1800338-01 REEPDW189FRB 0.12225	28-Feb-18	15:46:41
109	180227M1_109	IPA	28-Feb-18	15:58:10
110	180227M1_110	ST180227M1-14 PFC CS3 18B2317	28-Feb-18	16:09:37
111	180227M1_111	IPA	28-Feb-18	16:21:07
112	180227M1_112	1800339-01 WI-A06-MW-06-0218 0.11846	28-Feb-18	16:32:36
113	180227M1_113	1800339-02 WI-A06-FB01-021618 0.12165	28-Feb-18	16:44:06
114	180227M1_114	1800339-03 WI-A06-EB01-021618 0.12121	28-Feb-18	16:55:33
115	180227M1_115	1800339-04 WI-A06-S-01-0218 0.12143	28-Feb-18	17:07:03
116	180227M1_116	1800339-05 WI-A06-S-01P-0218 0.12184	28-Feb-18	17:18:32
117	180227M1_117	1800339-06 WI-A06-FB01-021918 0.12222	28-Feb-18	17:30:02
118	180227M1_118	IPA	28-Feb-18	17:41:23
119	180227M1_119	ST180227M1-15 PFC CS3 18B2317	28-Feb-18	17:52:50
120	180227M1_120	IPA	28-Feb-18	18:04:17

Dataset: F:\Projects\PFAS.PRO\Results\180227M1\180027M1-88.qld

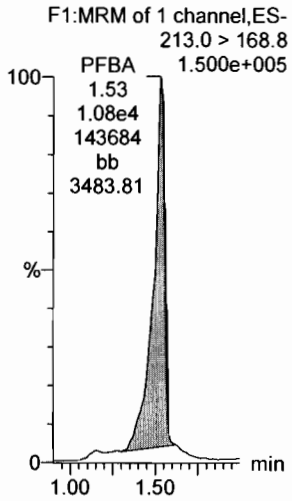
Last Altered: Wednesday, February 28, 2018 13:23:33 Pacific Standard Time
Printed: Thursday, March 01, 2018 11:10:51 Pacific Standard Time

Method: F:\Projects\PFAS.PRO\MethDB\PFAS_FULL_80C_022718.mdb 28 Feb 2018 09:22:07


Calibration: F:\Projects\PFAS.PRO\CurveDB\C18_VAL-PFAS_Q4_02-27-18-FULL.cdb 28 Feb 2018 11:20:16

Name: 180227M1_88, Date: 28-Feb-2018, Time: 11:57:30, ID: ST180227M1-13 PFC CS3 18B2317, Description: PFC CS3 18B2317

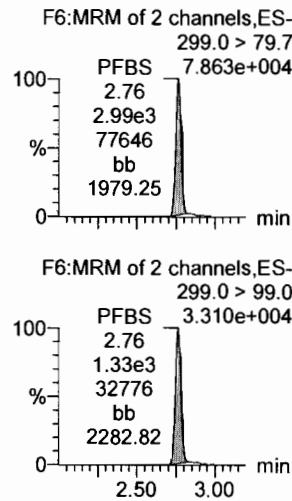
PFBA




PFPeA



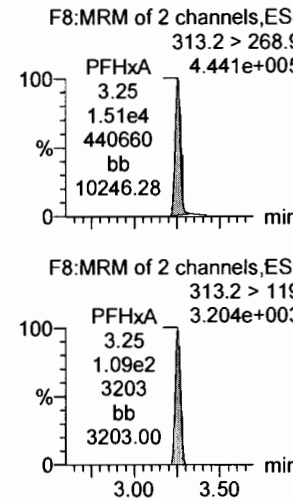
PFBS




4:2 FTS



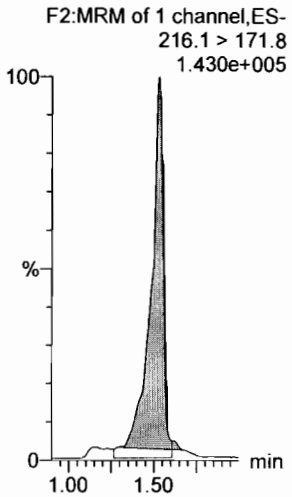
PFHxA



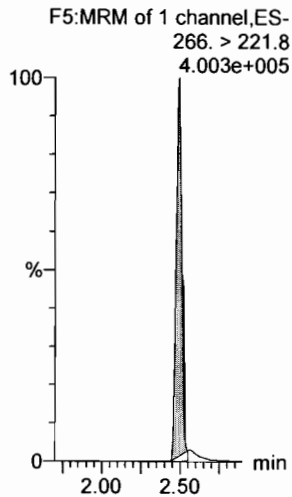
PFPeS



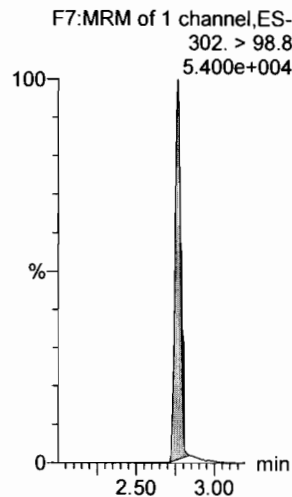
13C3-PFBA



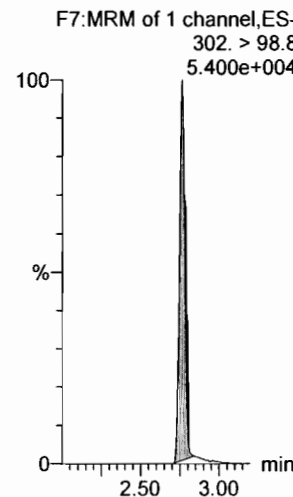
13C3-PFPeA



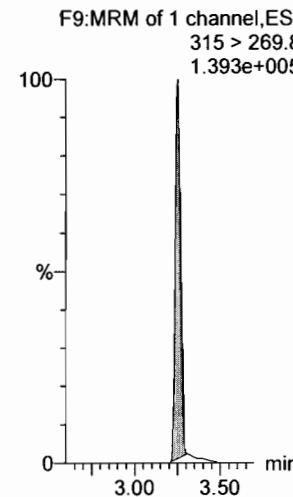
13C3-PFBS



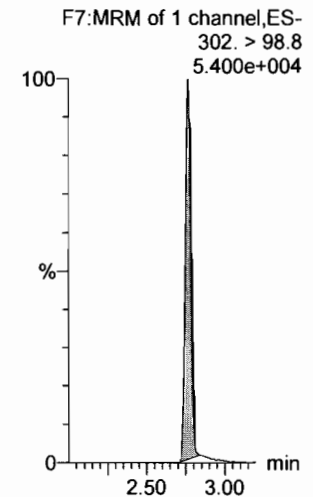
13C3-PFBS



13C2-PFHxA



13C3-PFBS



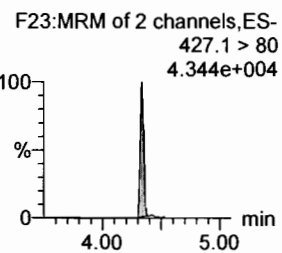
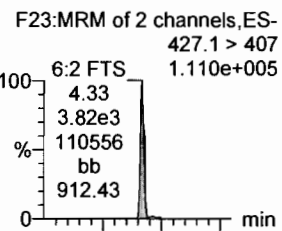
Dataset: F:\Projects\PFAS.PRO\Results\180227M1\180027M1-88.qld

Last Altered: Wednesday, February 28, 2018 13:23:33 Pacific Standard Time

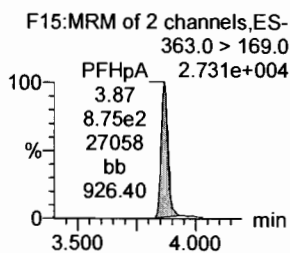
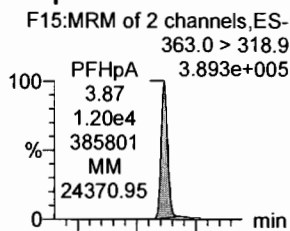
Printed: Thursday, March 01, 2018 11:10:51 Pacific Standard Time

Name: 180227M1_88, Date: 28-Feb-2018, Time: 11:57:30, ID: ST180227M1-13 PFC CS3 18B2317, Description: PFC CS3 18B2317

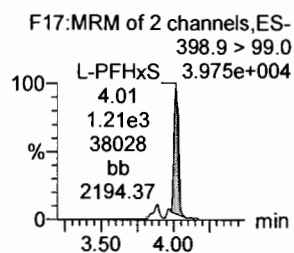
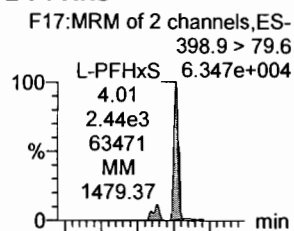
6:2 FTS



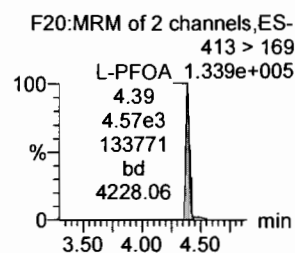
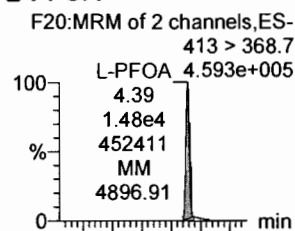
PFHpA



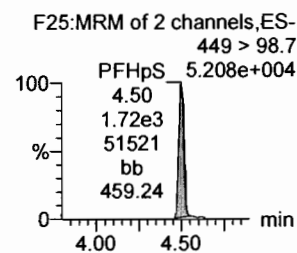
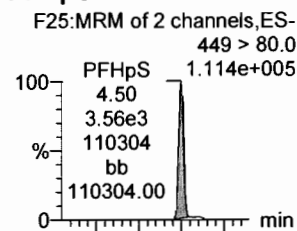
L-PFHxS



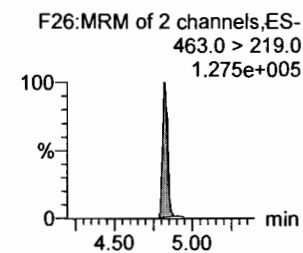
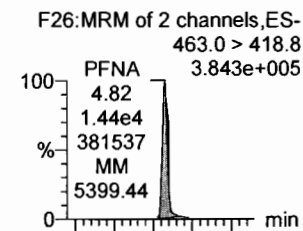
L-PFOA



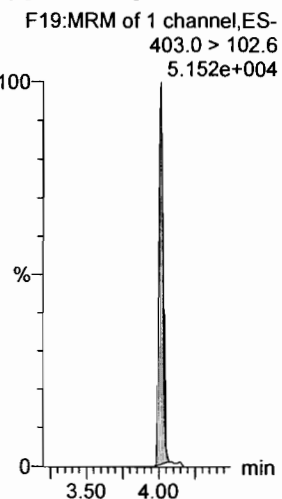
PFHpS



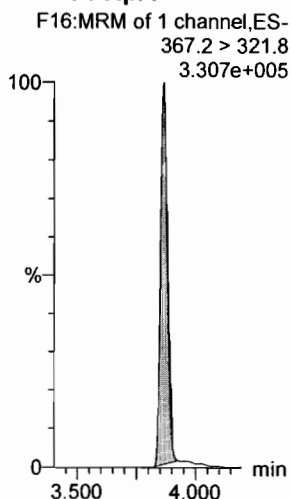
PFNA



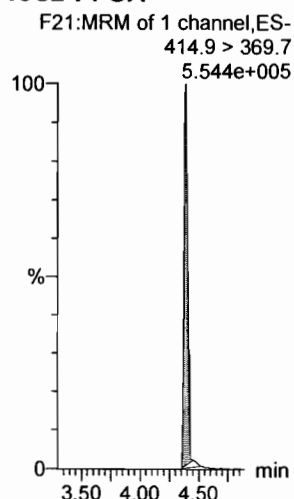
1802-PFHxS



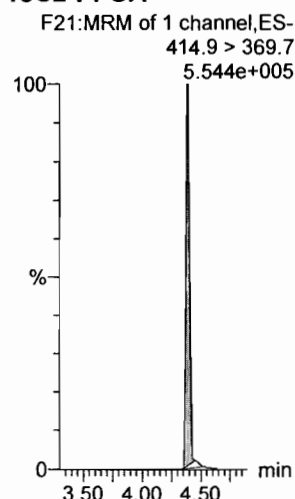
13C4-PFHpA



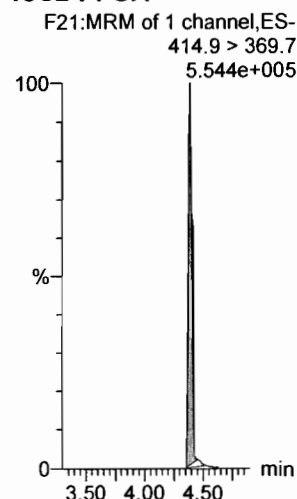
13C2-PFOA



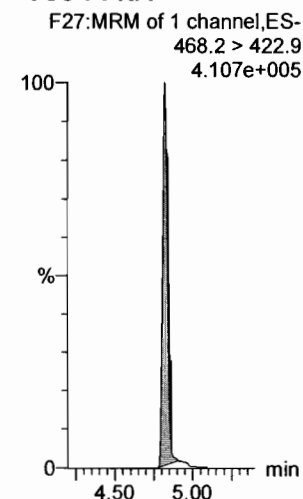
13C2-PFOA



13C2-PFOA



13C5-PFNA



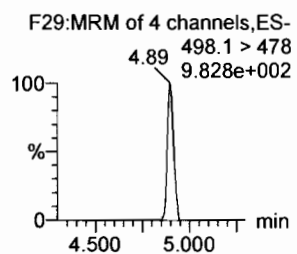
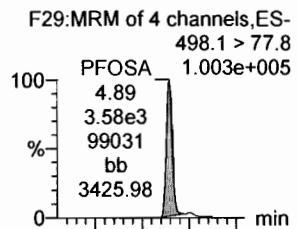
Dataset: F:\Projects\PFAS.PRO\Results\180227M1\180027M1-88.qld

Last Altered: Wednesday, February 28, 2018 13:23:33 Pacific Standard Time

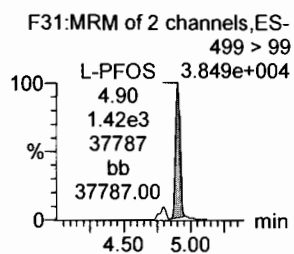
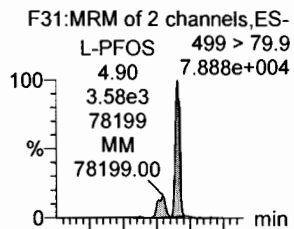
Printed: Thursday, March 01, 2018 11:10:51 Pacific Standard Time

Name: 180227M1_88, Date: 28-Feb-2018, Time: 11:57:30, ID: ST180227M1-13 PFC CS3 18B2317, Description: PFC CS3 18B2317

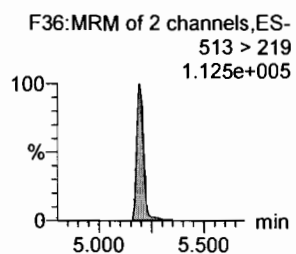
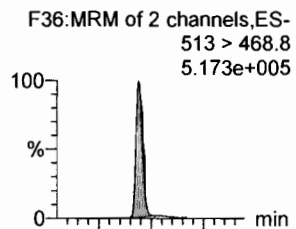
PFOSA



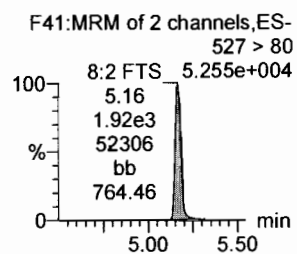
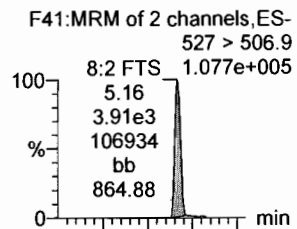
L-PFOS



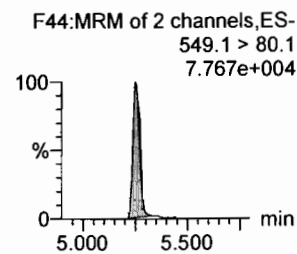
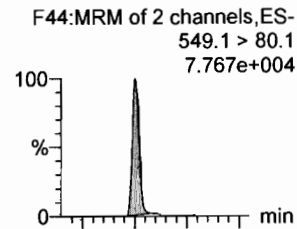
PFDA



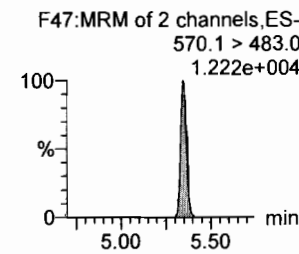
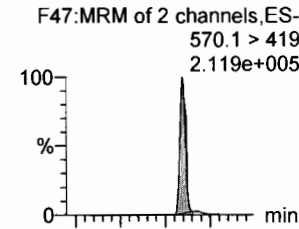
8:2 FTS




PFNS



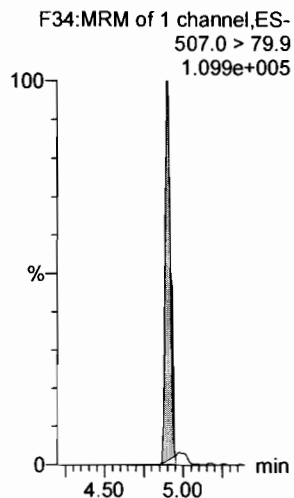
N-MeFOSAA



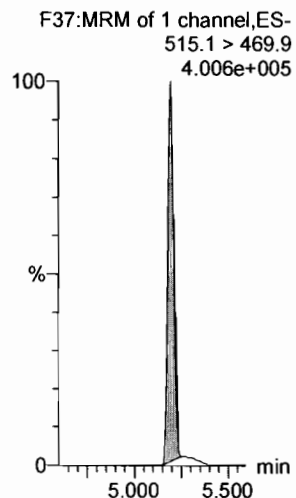
13C8-PFOSA



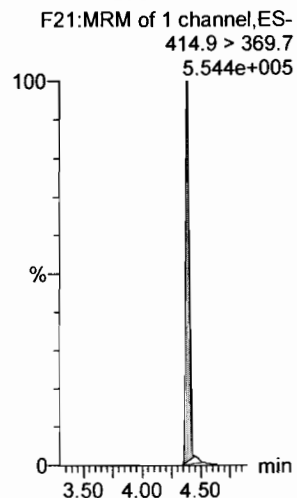
13C8-PFOS



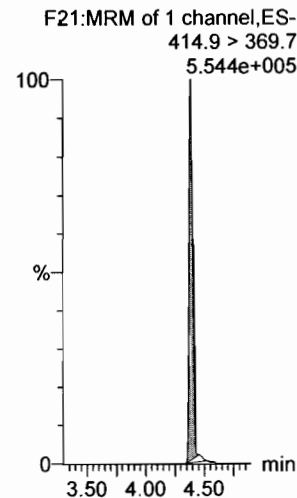
13C2-PFDA



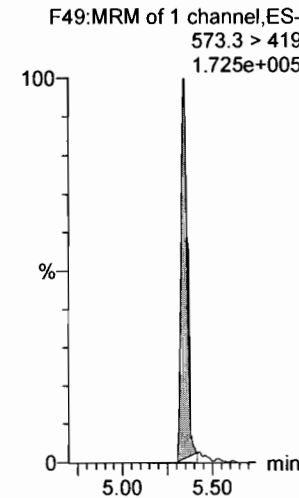
13C2-PFOA



13C2-PFOA



d3-N-MeFOSAA



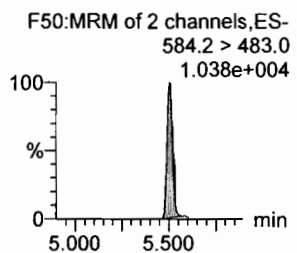
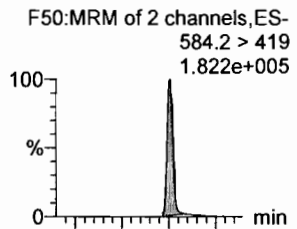
Dataset: F:\Projects\PFAS.PRO\Results\180227M1\180027M1-88.qld

Last Altered: Wednesday, February 28, 2018 13:23:33 Pacific Standard Time

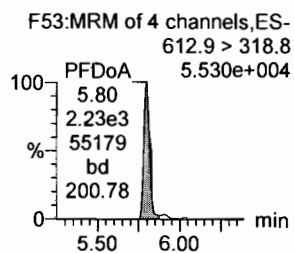
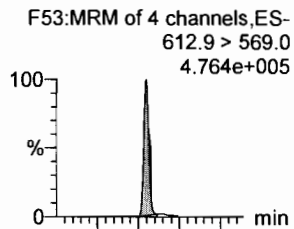
Printed: Thursday, March 01, 2018 11:10:51 Pacific Standard Time

Name: 180227M1_88, Date: 28-Feb-2018, Time: 11:57:30, ID: ST180227M1-13 PFC CS3 18B2317, Description: PFC CS3 18B2317

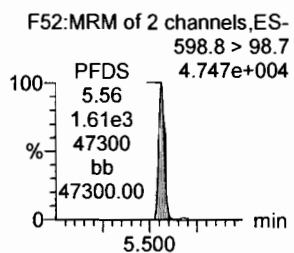
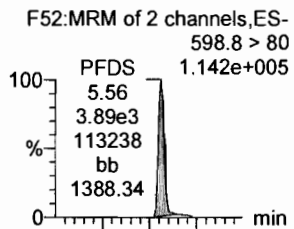
N-EtFOSAA



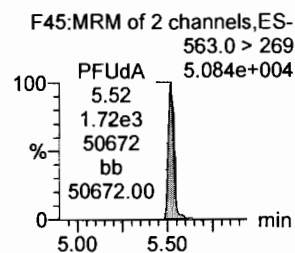
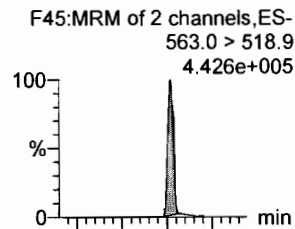
PFDoA



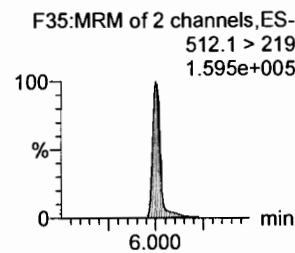
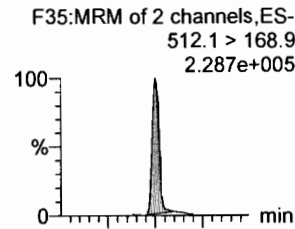
PFDS



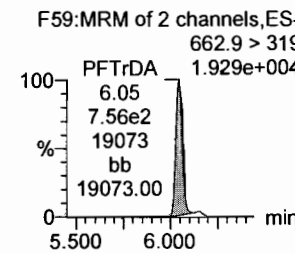
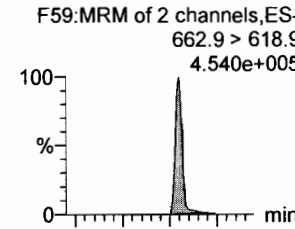
PFUdA



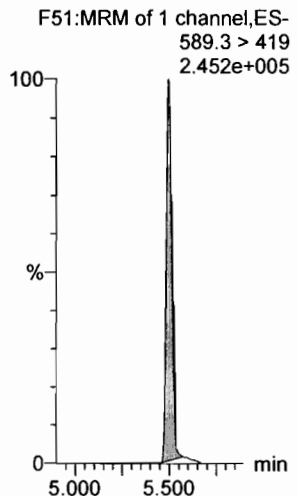
N-MeFOSA



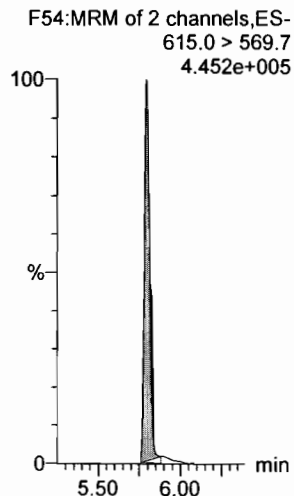
PFTrDA



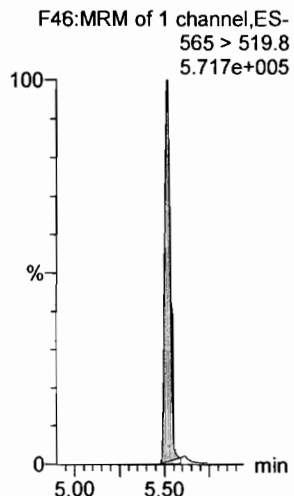
d5-N-EtFOSAA



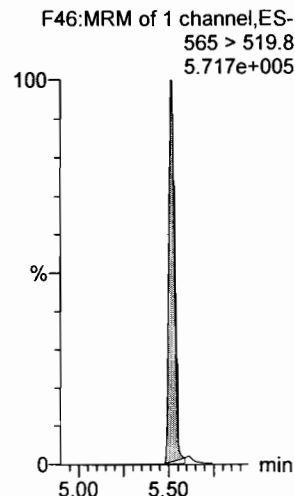
13C2-PFDoA



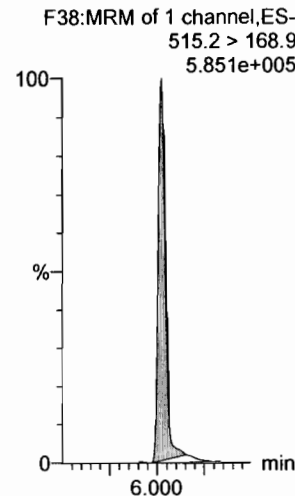
13C2-PFUdA



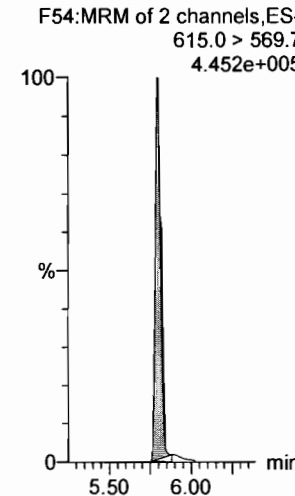
13C2-PFUdA



d3-N-MeFOSA



13C2-PFDoA

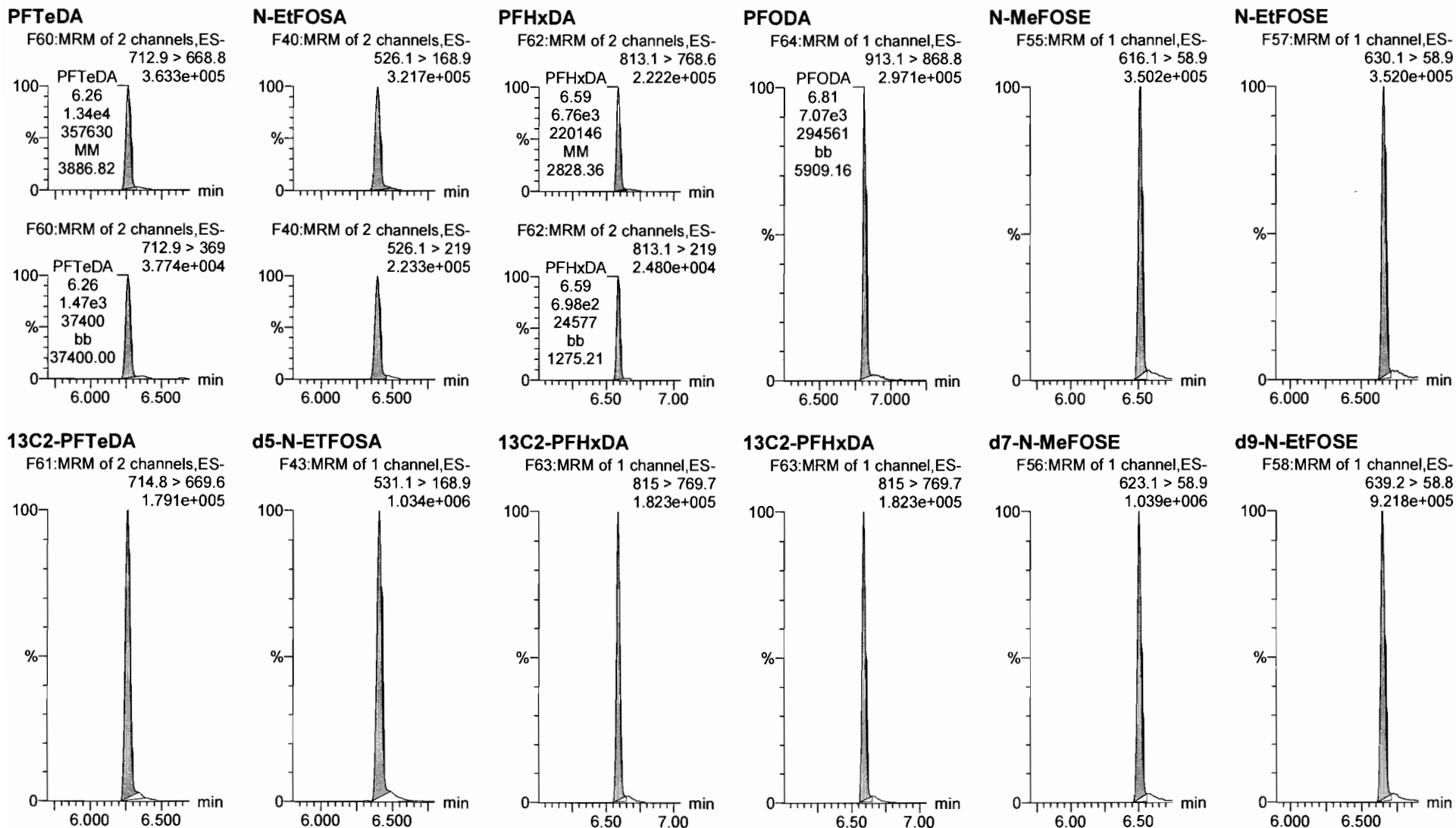


Dataset: F:\Projects\PFAS.PRO\Results\180227M1\180027M1-88.qld

Last Altered: Wednesday, February 28, 2018 13:23:33 Pacific Standard Time

Printed: Thursday, March 01, 2018 11:10:51 Pacific Standard Time

Name: 180227M1_88, Date: 28-Feb-2018, Time: 11:57:30, ID: ST180227M1-13 PFC CS3 18B2317, Description: PFC CS3 18B2317



Dataset: F:\Projects\PFAS.PRO\Results\180227M1\180027M1-88.qld

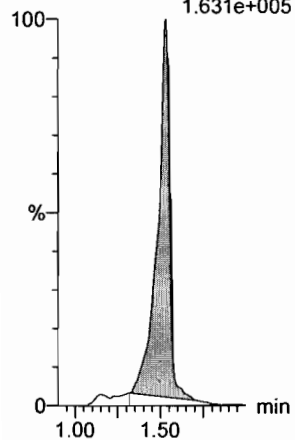
Last Altered: Wednesday, February 28, 2018 13:23:33 Pacific Standard Time

Printed: Thursday, March 01, 2018 11:10:51 Pacific Standard Time

Name: 180227M1_88, Date: 28-Feb-2018, Time: 11:57:30, ID: ST180227M1-13 PFC CS3 18B2317, Description: PFC CS3 18B2317

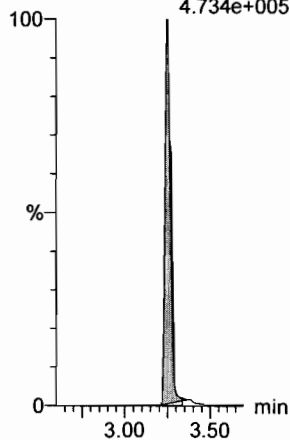
13C4-PFBA

F3:MRM of 1 channel,ES-
217. > 171.8
1.631e+005



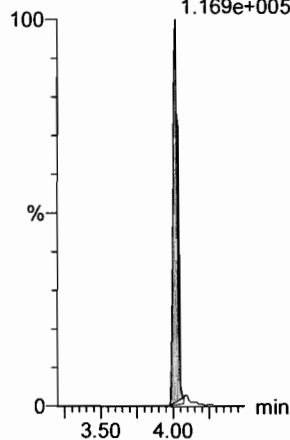
13C5-PFHxA

F10:MRM of 1 channel,ES-
318 > 272.9
4.734e+005



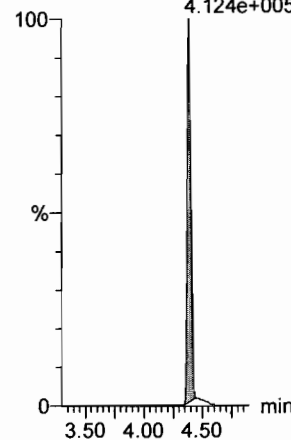
13C3-PFHxS

F18:MRM of 1 channel,ES-
401.9 > 79.9
1.169e+005



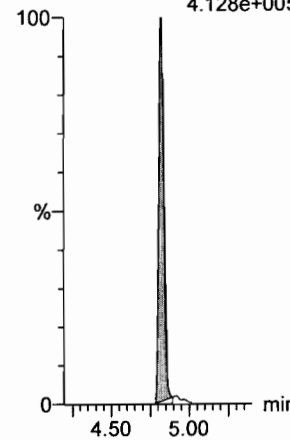
13C8-PFOA

F22:MRM of 1 channel,ES-
421.3 > 376
4.124e+005



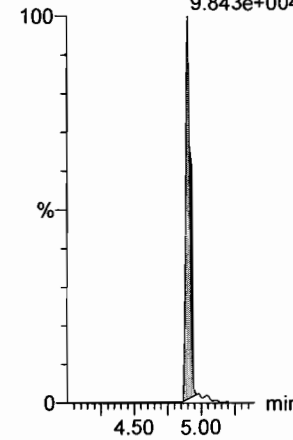
13C9-PFNA

F28:MRM of 1 channel,ES-
472.2 > 426.9
4.128e+005



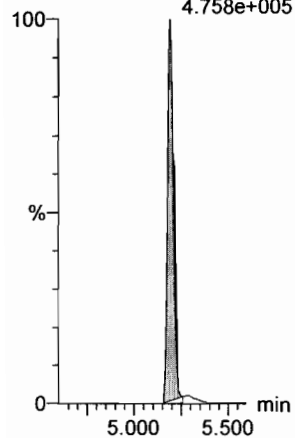
13C4-PFOS

F32:MRM of 1 channel,ES-
503 > 79.9
9.843e+004



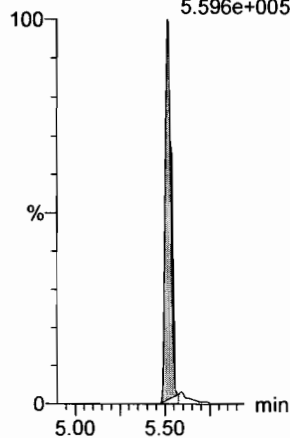
13C6-PFDA

F39:MRM of 1 channel,ES-
519.1 > 473.7
4.758e+005



13C7-PFUdA

F48:MRM of 1 channel,ES-
570.1 > 524.8
5.596e+005



INITIAL CALIBRATION (ICAL)
INCLUDING ASSOCIATED
INITIAL CALIBRATION VERIFICATION (ICV) AND INSTRUMENT BLANK (IB)

Dataset: F:\Projects\PFAS.PRO\Results\180227M1\180027M1-CRV.qld

Last Altered: Wednesday, February 28, 2018 11:15:07 Pacific Standard Time
 Printed: Wednesday, February 28, 2018 11:18:16 Pacific Standard Time

vJA
 02/28/2018

Method: F:\Projects\PFAS.PRO\MethDB\PFAS_FULL_80C_022718.mdb 28 Feb 2018 09:22:07
 Calibration: F:\Projects\PFAS.PRO\CurveDB\C18_VAL-PFAS_Q4_02-27-18-FULL.cdb 28 Feb 2018 11:15:07

Compound name: PFBA

Correlation coefficient: $r = 0.999933$, $r^2 = 0.999866$

Calibration curve: $1.15034 * x + -0.0290428$

Response type: Internal Std (Ref 34), Area * (IS Conc. / IS Area)

Curve type: Linear, Origin: Include, Weighting: 1/x, Axis trans: None

am
 2/28/18

#	Name	Type	Std. Conc	RT	Area	IS Area	Response	Conc.	%Dev	Conc. Flag	CoD	CoD Flag	x=excluded
1	1 180227M1_2	Standard	0.250	1.56	323.382	14228.288	0.284	0.3	8.9	NO	1.000	NO	bb
2	2 180227M1_3	Standard	0.500	1.55	664.431	14460.204	0.574	0.5	4.9	NO	1.000	NO	bb
3	3 180227M1_4	Standard	1.000	1.54	1213.039	15073.476	1.006	0.9	-10.0	NO	1.000	NO	bb
4	4 180227M1_5	Standard	2.000	1.54	2362.487	13613.571	2.169	1.9	-4.5	NO	1.000	NO	bb
5	5 180227M1_6	Standard	5.000	1.54	5867.275	14411.856	5.089	4.4	-11.0	NO	1.000	NO	bb
6	6 180227M1_7	Standard	10.000	1.54	12811.202	13910.517	11.512	10.0	0.3	NO	1.000	NO	MM
7	7 180227M1_8	Standard	50.000	1.54	67252.891	14653.654	57.369	49.9	-0.2	NO	1.000	NO	bb
8	8 180227M1_9	Standard	100.000	1.54	126695.117	13510.463	117.219	101.9	1.9	NO	1.000	NO	MM
9	9 180227M1_10	Standard	250.000	1.54	302006.844	13184.140	286.335	248.9	-0.4	NO	1.000	NO	MM
10	10 180227M1_11	Standard	500.000	1.54	574576.250	12490.216	575.026	499.9	-0.0	NO	1.000	NO	MM

Compound name: PFPeA

Correlation coefficient: $r = 0.999876$, $r^2 = 0.999752$

Calibration curve: $0.949924 * x + -0.0302954$

Response type: Internal Std (Ref 35), Area * (IS Conc. / IS Area)

Curve type: Linear, Origin: Exclude, Weighting: 1/x, Axis trans: None

#	Name	Type	Std. Conc	RT	Area	IS Area	Response	Conc.	%Dev	Conc. Flag	CoD	CoD Flag	x=excluded
1	1 180227M1_2	Standard	0.250	2.52	293.360	15638.393	0.234	0.3	11.5	NO	1.000	NO	bb
2	2 180227M1_3	Standard	0.500	2.51	543.229	16287.603	0.417	0.5	-5.8	NO	1.000	NO	bb
3	3 180227M1_4	Standard	1.000	2.51	1067.669	15202.143	0.878	1.0	-4.4	NO	1.000	NO	bb
4	4 180227M1_5	Standard	2.000	2.51	2312.066	14157.853	2.041	2.2	9.0	NO	1.000	NO	bb
5	5 180227M1_6	Standard	5.000	2.50	5293.302	15425.106	4.290	4.5	-9.0	NO	1.000	NO	MM
6	6 180227M1_7	Standard	10.000	2.50	10963.539	14331.738	9.562	10.1	1.0	NO	1.000	NO	MM
7	7 180227M1_8	Standard	50.000	2.51	55853.535	14991.688	46.570	49.1	-1.9	NO	1.000	NO	MM
8	8 180227M1_9	Standard	100.000	2.50	103180.383	13525.295	95.359	100.4	0.4	NO	1.000	NO	MM
9	9 180227M1_10	Standard	250.000	2.50	247507.109	13271.920	233.112	245.4	-1.8	NO	1.000	NO	MM

Dataset: F:\Projects\PFAS.PRO\Results\180227M1\180027M1-CRV.qld

Last Altered: Wednesday, February 28, 2018 11:15:07 Pacific Standard Time
 Printed: Wednesday, February 28, 2018 11:18:16 Pacific Standard Time

Compound name: PFPeA

#	Name	Type	Std. Conc	RT	Area	IS Area	Response	Conc.	%Dev	Conc. Flag	CoD	CoD Flag	x=excluded
10	10 180227M1_11	Standard	500.000	2.50	471807.813	12287.274	479.976	505.3	1.1	NO	1.000	NO	MM

Compound name: PFBS

Coefficient of Determination: R² = 0.999617

Calibration curve: -2.96879e-005 * x² + 1.76027 * x + 0.0179787

Response type: Internal Std (Ref 36), Area * (IS Conc. / IS Area)

Curve type: 2nd Order, Origin: Exclude, Weighting: 1/x, Axis trans: None

#	Name	Type	Std. Conc	RT	Area	IS Area	Response	Conc.	%Dev	Conc. Flag	CoD	CoD Flag	x=excluded
1	1 180227M1_2	Standard	0.250	2.79	82.705	2135.657	0.484	0.3	5.9	NO	1.000	NO	bb
2	2 180227M1_3	Standard	0.500	2.78	142.310	2196.421	0.810	0.4	-10.0	NO	1.000	NO	bb
3	3 180227M1_4	Standard	1.000	2.78	270.342	2128.295	1.588	0.9	-10.8	NO	1.000	NO	bb
4	4 180227M1_5	Standard	2.000	2.78	652.382	2226.008	3.663	2.1	3.6	NO	1.000	NO	bb
5	5 180227M1_6	Standard	5.000	2.78	1456.421	2142.416	8.498	4.8	-3.6	NO	1.000	NO	bb
6	6 180227M1_7	Standard	10.000	2.78	2982.154	1807.730	20.621	11.7	17.1	NO	1.000	NO	MM
7	7 180227M1_8	Standard	50.000	2.78	14368.281	2077.917	86.434	49.1	-1.7	NO	1.000	NO	MM
8	8 180227M1_9	Standard	100.000	2.78	27425.500	1947.916	175.993	100.1	0.1	NO	1.000	NO	bb
9	9 180227M1_10	Standard	250.000	2.78	63236.984	1814.711	435.586	248.5	-0.6	NO	1.000	NO	bb
10	10 180227M1_11	Standard	500.000	2.78	114050.922	1630.975	874.101	500.8	0.2	NO	1.000	NO	MM

Compound name: 4:2 FTS

Coefficient of Determination: R² = 0.998646

Calibration curve: -0.000324236 * x² + 1.32959 * x + -0.00403186

Response type: Internal Std (Ref 36), Area * (IS Conc. / IS Area)

Curve type: 2nd Order, Origin: Exclude, Weighting: 1/x, Axis trans: None

#	Name	Type	Std. Conc	RT	Area	IS Area	Response	Conc.	%Dev	Conc. Flag	CoD	CoD Flag	x=excluded
1	1 180227M1_2	Standard	0.250	3.18	53.409	2135.657	0.313	0.2	-4.7	NO	0.999	NO	MM
2	2 180227M1_3	Standard	0.500	3.17	105.473	2196.421	0.600	0.5	-9.1	NO	0.999	NO	bb
3	3 180227M1_4	Standard	1.000	3.17	215.234	2128.295	1.264	1.0	-4.6	NO	0.999	NO	bb
4	4 180227M1_5	Standard	2.000	3.17	422.807	2226.008	2.374	1.8	-10.5	NO	0.999	NO	bb
5	5 180227M1_6	Standard	5.000	3.17	1210.777	2142.416	7.064	5.3	6.5	NO	0.999	NO	bb
6	6 180227M1_7	Standard	10.000	3.17	2286.812	1807.730	15.813	11.9	19.3	NO	0.999	NO	bb
7	7 180227M1_8	Standard	50.000	3.17	11545.091	2077.917	69.451	52.9	5.8	NO	0.999	NO	bb

Dataset: F:\Projects\PFAS.PRO\Results\180227M1\180027M1-CRV.qld

Last Altered: Wednesday, February 28, 2018 11:15:07 Pacific Standard Time
 Printed: Wednesday, February 28, 2018 11:18:16 Pacific Standard Time

Compound name: 4:2 FTS

#	Name	Type	Std. Conc	RT	Area	IS Area	Response	Conc.	%Dev	Conc. Flag	CoD	CoD Flag	x=excluded
8	8 180227M1_9	Standard	100.000	3.17	20354.785	1947.916	130.619	100.7	0.7	NO	0.999	NO	MM
9	9 180227M1_10	Standard	250.000	3.17	43384.777	1814.711	298.841	238.7	-4.5	NO	0.999	NO	MM
10	10 180227M1_11	Standard	500.000	3.17	76950.844	1630.975	589.761	506.0	1.2	NO	0.999	NO	MM

Compound name: PFHxA

Coefficient of Determination: R² = 0.998604

Calibration curve: $-0.000561868 * x^2 + 1.54876 * x + 0.0349887$

Response type: Internal Std (Ref 37), Area * (IS Conc. / IS Area)

Curve type: 2nd Order, Origin: Include, Weighting: 1/x, Axis trans: None

#	Name	Type	Std. Conc	RT	Area	IS Area	Response	Conc.	%Dev	Conc. Flag	CoD	CoD Flag	x=excluded
1	1 180227M1_2	Standard	0.250	3.27	464.016	4853.958	0.478	0.3	14.4	NO	0.999	NO	bb
2	2 180227M1_3	Standard	0.500	3.27	714.180	4650.471	0.768	0.5	-5.3	NO	0.999	NO	bb
3	3 180227M1_4	Standard	1.000	3.27	1523.656	4454.000	1.710	1.1	8.2	NO	0.999	NO	bb
4	4 180227M1_5	Standard	2.000	3.26	2830.845	4381.511	3.230	2.1	3.2	NO	0.999	NO	bb
5	5 180227M1_6	Standard	5.000	3.26	7497.059	4921.658	7.616	4.9	-1.9	NO	0.999	NO	MM
6	6 180227M1_7	Standard	10.000	3.27	13415.256	4434.758	15.125	9.8	-2.2	NO	0.999	NO	MM
7	7 180227M1_8	Standard	50.000	3.26	64692.238	4781.364	67.650	44.4	-11.3	NO	0.999	NO	MM
8	8 180227M1_9	Standard	100.000	3.26	134278.672	4462.540	150.451	100.8	0.8	NO	0.999	NO	MM
9	9 180227M1_10	Standard	250.000	3.27	308816.813	4220.131	365.885	260.9	4.4	NO	0.999	NO	MM
10	10 180227M1_11	Standard	500.000	3.26	505836.906	4029.446	627.675	493.7	-1.3	NO	0.999	NO	MM

Compound name: PFPeS

Correlation coefficient: r = 0.999698, r² = 0.999397

Calibration curve: $1.75591 * x + 0.0468912$

Response type: Internal Std (Ref 36), Area * (IS Conc. / IS Area)

Curve type: Linear, Origin: Exclude, Weighting: 1/x, Axis trans: None

#	Name	Type	Std. Conc	RT	Area	IS Area	Response	Conc.	%Dev	Conc. Flag	CoD	CoD Flag	x=excluded
1	1 180227M1_2	Standard	0.250	3.47	81.291	2135.657	0.476	0.2	-2.3	NO	0.999	NO	bb
2	2 180227M1_3	Standard	0.500	3.46	141.352	2196.421	0.804	0.4	-13.7	NO	0.999	NO	bb
3	3 180227M1_4	Standard	1.000	3.46	343.572	2128.295	2.018	1.1	12.2	NO	0.999	NO	bb
4	4 180227M1_5	Standard	2.000	3.46	557.881	2226.008	3.133	1.8	-12.1	NO	0.999	NO	bb
5	5 180227M1_6	Standard	5.000	3.46	1456.270	2142.416	8.497	4.8	-3.8	NO	0.999	NO	bb

Dataset: F:\Projects\PFAS.PRO\Results\180227M1\180027M1-CRV.qld

Last Altered: Wednesday, February 28, 2018 11:15:07 Pacific Standard Time

Printed: Wednesday, February 28, 2018 11:18:16 Pacific Standard Time

Compound name: PFPeS

#	Name	Type	Std. Conc	RT	Area	IS Area	Response	Conc.	%Dev	Conc. Flag	CoD	CoD Flag	x=excluded
6	6 180227M1_7	Standard	10.000	3.46	2967.452	1807.730	20.519	11.7	16.6	NO	0.999	NO	bb
7	7 180227M1_8	Standard	50.000	3.46	15376.075	2077.917	92.497	52.7	5.3	NO	0.999	NO	MM
8	8 180227M1_9	Standard	100.000	3.46	27138.234	1947.916	174.149	99.2	-0.8	NO	0.999	NO	bb
9	9 180227M1_10	Standard	250.000	3.46	62736.926	1814.711	432.141	246.1	-1.6	NO	0.999	NO	MM
10	10 180227M1_11	Standard	500.000	3.46	114752.266	1630.975	879.476	500.8	0.2	NO	0.999	NO	MM

Compound name: PFHpA

Correlation coefficient: $r = 0.999340$, $r^2 = 0.998680$

Calibration curve: $1.23026 * x + 0.0914993$

Response type: Internal Std (Ref 38), Area * (IS Conc. / IS Area)

Curve type: Linear, Origin: Exclude, Weighting: 1/x, Axis trans: None

#	Name	Type	Std. Conc	RT	Area	IS Area	Response	Conc.	%Dev	Conc. Flag	CoD	CoD Flag	x=excluded
1	1 180227M1_2	Standard	0.250	3.89	332.496	13268.336	0.313	0.2	-27.9	NO	0.999	NO	bb
2	2 180227M1_3	Standard	0.500	3.88	686.636	12852.769	0.668	0.5	-6.3	NO	0.999	NO	bb
3	3 180227M1_4	Standard	1.000	3.88	1489.991	13455.287	1.384	1.1	5.1	NO	0.999	NO	bb
4	4 180227M1_5	Standard	2.000	3.88	2582.811	11251.971	2.869	2.3	12.9	NO	0.999	NO	bb
5	5 180227M1_6	Standard	5.000	3.88	6115.200	12413.407	6.158	4.9	-1.4	NO	0.999	NO	MM
6	6 180227M1_7	Standard	10.000	3.88	12998.239	11602.052	14.004	11.3	13.1	NO	0.999	NO	MM
7	7 180227M1_8	Standard	50.000	3.88	61083.574	12699.598	60.124	48.8	-2.4	NO	0.999	NO	MM
8	8 180227M1_9	Standard	100.000	3.88	113487.617	10683.677	132.782	107.9	7.9	NO	0.999	NO	MM
9	9 180227M1_10	Standard	250.000	3.88	263949.719	10574.237	312.020	253.5	1.4	NO	0.999	NO	MM
10	10 180227M1_11	Standard	500.000	3.88	484554.031	10079.918	600.890	488.4	-2.3	NO	0.999	NO	MM

Dataset: F:\Projects\PFAS.PRO\Results\180227M1\180027M1-CRV.qld

Last Altered: Wednesday, February 28, 2018 11:15:07 Pacific Standard Time
 Printed: Wednesday, February 28, 2018 11:18:16 Pacific Standard Time

Compound name: L-PFHxS

Coefficient of Determination: R² = 0.998427

Calibration curve: $-0.000200899 * x^2 + 1.78407 * x + 0.104731$

Response type: Internal Std (Ref 39), Area * (IS Conc. / IS Area)

Curve type: 2nd Order, Origin: Exclude, Weighting: 1/x, Axis trans: None

#	Name	Type	Std. Conc	RT	Area	IS Area	Response	Conc.	%Dev	Conc. Flag	CoD	CoD Flag	x=excluded
1	1 180227M1_2	Standard	0.250	4.05	73.040	1648.080	0.554	0.3	0.7	NO	0.998	NO	MM
2	2 180227M1_3	Standard	0.500	4.03	96.776	1577.173	0.767	0.4	-25.8	NO	0.998	NO	MM
3	3 180227M1_4	Standard	1.000	4.03	280.373	1772.316	1.977	1.0	5.0	NO	0.998	NO	MM
4	4 180227M1_5	Standard	2.000	4.03	483.453	1613.799	3.745	2.0	2.0	NO	0.998	NO	MM
5	5 180227M1_6	Standard	5.000	4.03	1197.282	1512.671	9.894	5.5	9.8	NO	0.998	NO	MM
6	6 180227M1_7	Standard	10.000	4.03	2473.962	1543.351	20.037	11.2	11.9	NO	0.998	NO	MM
7	7 180227M1_8	Standard	50.000	4.03	11592.014	1598.287	90.660	51.1	2.1	NO	0.998	NO	MM
8	8 180227M1_9	Standard	100.000	4.03	22087.117	1714.000	161.079	91.2	-8.8	NO	0.998	NO	MM
9	9 180227M1_10	Standard	250.000	4.03	54669.770	1521.420	449.167	259.3	3.7	NO	0.998	NO	MM
10	10 180227M1_11	Standard	500.000	4.03	95983.906	1433.519	836.961	496.9	-0.6	NO	0.998	NO	MM

Compound name: 6:2 FTS

Coefficient of Determination: R² = 0.999626

Calibration curve: $-8.36865e-005 * x^2 + 0.198807 * x + 0.00833715$

Response type: Internal Std (Ref 40), Area * (IS Conc. / IS Area)

Curve type: 2nd Order, Origin: Include, Weighting: 1/x, Axis trans: None

#	Name	Type	Std. Conc	RT	Area	IS Area	Response	Conc.	%Dev	Conc. Flag	CoD	CoD Flag	x=excluded
1	1 180227M1_2	Standard	0.250	4.36	90.741	17420.764	0.065	0.3	14.2	NO	1.000	NO	bb
2	2 180227M1_3	Standard	0.500	4.35	145.124	18120.027	0.100	0.5	-7.7	NO	1.000	NO	bb
3	3 180227M1_4	Standard	1.000	4.35	318.966	19430.578	0.205	1.0	-0.9	NO	1.000	NO	bb
4	4 180227M1_5	Standard	2.000	4.35	643.899	19499.719	0.413	2.0	1.8	NO	1.000	NO	bb
5	5 180227M1_6	Standard	5.000	4.35	1673.678	17881.482	1.170	5.9	17.2	NO	1.000	NO	bb
6	6 180227M1_7	Standard	10.000	4.35	2691.706	18512.490	1.817	9.1	-8.6	NO	1.000	NO	bb
7	7 180227M1_8	Standard	50.000	4.35	13408.705	17018.424	9.849	50.6	1.1	NO	1.000	NO	MM
8	8 180227M1_9	Standard	100.000	4.35	27132.238	17777.477	19.078	100.1	0.1	NO	1.000	NO	bb
9	9 180227M1_10	Standard	250.000	4.35	64166.199	18133.762	44.231	248.4	-0.6	NO	1.000	NO	MM
10	10 180227M1_11	Standard	500.000	4.35	101395.734	16125.236	78.600	501.0	0.2	NO	1.000	NO	MM

Dataset: F:\Projects\PFAS.PRO\Results\180227M1\180027M1-CRV.qld

Last Altered: Wednesday, February 28, 2018 11:15:07 Pacific Standard Time

Printed: Wednesday, February 28, 2018 11:18:16 Pacific Standard Time

Compound name: L-PFOA

Correlation coefficient: $r = 0.999744$, $r^2 = 0.999488$

Calibration curve: $0.932678 * x + 0.14283$

Response type: Internal Std (Ref 40), Area * (IS Conc. / IS Area)

Curve type: Linear, Origin: Exclude, Weighting: 1/x, Axis trans: None

	# Name	Type	Std. Conc	RT	Area	IS Area	Response	Conc.	%Dev	Conc. Flag	CoD	CoD Flag	x=excluded
1	1 180227M1_2	Standard	0.250	4.42	479.470	17420.764	0.344	0.2	-13.7	NO	0.999	NO	bb
2	2 180227M1_3	Standard	0.500	4.41	825.055	18120.027	0.569	0.5	-8.6	NO	0.999	NO	bb
3	3 180227M1_4	Standard	1.000	4.41	1849.560	19430.578	1.190	1.1	12.3	NO	0.999	NO	bb
4	4 180227M1_5	Standard	2.000	4.40	3032.607	19499.719	1.944	1.9	-3.4	NO	0.999	NO	MM
5	5 180227M1_6	Standard	5.000	4.40	6895.058	17881.482	4.820	5.0	0.3	NO	0.999	NO	MM
6	6 180227M1_7	Standard	10.000	4.41	14883.201	18512.490	10.049	10.6	6.2	NO	0.999	NO	MM
7	7 180227M1_8	Standard	50.000	4.40	67243.016	17018.424	49.390	52.8	5.6	NO	0.999	NO	MM
8	8 180227M1_9	Standard	100.000	4.40	134938.500	17777.477	94.880	101.6	1.6	NO	0.999	NO	MM
9	9 180227M1_10	Standard	250.000	4.41	343717.813	18133.762	236.932	253.9	1.6	NO	0.999	NO	MM
10	10 180227M1_11	Standard	500.000	4.40	591096.813	16125.236	458.208	491.1	-1.8	NO	0.999	NO	MM

Compound name: PFHpS

Coefficient of Determination: $R^2 = 0.998935$

Calibration curve: $-3.2816e-005 * x^2 + 0.203525 * x + 0.00908334$

Response type: Internal Std (Ref 40), Area * (IS Conc. / IS Area)

Curve type: 2nd Order, Origin: Exclude, Weighting: 1/x, Axis trans: None

	# Name	Type	Std. Conc	RT	Area	IS Area	Response	Conc.	%Dev	Conc. Flag	CoD	CoD Flag	x=excluded
1	1 180227M1_2	Standard	0.250	4.52	83.748	17420.764	0.060	0.3	0.3	NO	0.999	NO	bb
2	2 180227M1_3	Standard	0.500	4.51	132.168	18120.027	0.091	0.4	-19.3	NO	0.999	NO	bb
3	3 180227M1_4	Standard	1.000	4.51	308.228	19430.578	0.198	0.9	-7.0	NO	0.999	NO	bb
4	4 180227M1_5	Standard	2.000	4.51	730.313	19499.719	0.468	2.3	12.8	NO	0.999	NO	bb
5	5 180227M1_6	Standard	5.000	4.51	1443.070	17881.482	1.009	4.9	-1.7	NO	0.999	NO	bb
6	6 180227M1_7	Standard	10.000	4.51	3361.309	18512.490	2.270	11.1	11.3	NO	0.999	NO	bb
7	7 180227M1_8	Standard	50.000	4.51	15023.115	17018.424	11.034	54.7	9.3	NO	0.999	NO	bb
8	8 180227M1_9	Standard	100.000	4.51	27168.592	17777.477	19.103	95.3	-4.7	NO	0.999	NO	MM
9	9 180227M1_10	Standard	250.000	4.51	69925.430	18133.762	48.201	246.6	-1.4	NO	0.999	NO	MM
10	10 180227M1_11	Standard	500.000	4.51	121229.641	16125.236	93.975	502.4	0.5	NO	0.999	NO	MM

Dataset: F:\Projects\PFAS.PRO\Results\180227M1\180027M1-CRV.qld

Last Altered: Wednesday, February 28, 2018 11:15:07 Pacific Standard Time
 Printed: Wednesday, February 28, 2018 11:18:16 Pacific Standard Time

Compound name: PFNA

Coefficient of Determination: $R^2 = 0.997496$

Calibration curve: $-0.000605072 * x^2 + 1.23754 * x + 0.0677452$

Response type: Internal Std (Ref 41), Area * (IS Conc. / IS Area)

Curve type: 2nd Order, Origin: Exclude, Weighting: 1/x, Axis trans: None

#	Name	Type	Std. Conc	RT	Area	IS Area	Response	Conc.	%Dev	Conc. Flag	CoD	CoD Flag	x=excluded
1	1 180227M1_2	Standard	0.250	4.85	371.724	13868.765	0.335	0.2	-13.6	NO	0.997	NO	MM
2	2 180227M1_3	Standard	0.500	4.84	826.022	15664.475	0.659	0.5	-4.4	NO	0.997	NO	bb
3	3 180227M1_4	Standard	1.000	4.84	1734.936	15806.176	1.372	1.1	5.4	NO	0.997	NO	bb
4	4 180227M1_5	Standard	2.000	4.84	3239.391	13250.253	3.056	2.4	20.9	NO	0.997	NO	MM
5	5 180227M1_6	Standard	5.000	4.84	6427.485	12518.346	6.418	5.1	2.9	NO	0.997	NO	MM
6	6 180227M1_7	Standard	10.000	4.84	14267.316	15692.719	11.365	9.2	-8.3	NO	0.997	NO	MM
7	7 180227M1_8	Standard	50.000	4.84	68370.844	15434.172	55.373	45.7	-8.6	NO	0.997	NO	MM
8	8 180227M1_9	Standard	100.000	4.84	130832.328	13082.544	125.007	106.5	6.5	NO	0.997	NO	MM
9	9 180227M1_10	Standard	250.000	4.84	303685.250	14070.608	269.787	248.0	-0.8	NO	0.997	NO	MM
10	10 180227M1_11	Standard	500.000	4.84	565408.375	12000.793	588.928	753.2	50.6	YES	0.997	NO	MMX

Compound name: PFOSA

Correlation coefficient: $r = 0.999375$, $r^2 = 0.998750$

Calibration curve: $0.959008 * x + 0.112581$

Response type: Internal Std (Ref 42), Area * (IS Conc. / IS Area)

Curve type: Linear, Origin: Exclude, Weighting: 1/x, Axis trans: None

#	Name	Type	Std. Conc	RT	Area	IS Area	Response	Conc.	%Dev	Conc. Flag	CoD	CoD Flag	x=excluded
1	1 180227M1_2	Standard	0.250	4.92	116.109	5079.123	0.286	0.2	-27.8	NO	0.999	NO	bb
2	2 180227M1_3	Standard	0.500	4.91	238.198	4685.668	0.635	0.5	9.0	NO	0.999	NO	bb
3	3 180227M1_4	Standard	1.000	4.91	454.793	4803.483	1.183	1.1	11.7	NO	0.999	NO	bb
4	4 180227M1_5	Standard	2.000	4.90	990.186	5478.656	2.259	2.2	11.9	NO	0.999	NO	bb
5	5 180227M1_6	Standard	5.000	4.91	1809.491	5086.880	4.446	4.5	-9.6	NO	0.999	NO	bb
6	6 180227M1_7	Standard	10.000	4.91	3740.782	4554.213	10.267	10.6	5.9	NO	0.999	NO	bd
7	7 180227M1_8	Standard	50.000	4.91	17120.486	4572.856	46.799	48.7	-2.6	NO	0.999	NO	bb
8	8 180227M1_9	Standard	100.000	4.90	37063.418	4905.574	94.442	98.4	-1.6	NO	0.999	NO	MM
9	9 180227M1_10	Standard	250.000	4.91	80279.391	3973.786	252.528	263.2	5.3	NO	0.999	NO	bb
10	10 180227M1_11	Standard	500.000	4.90	133105.297	3544.807	469.367	489.3	-2.1	NO	0.999	NO	MM

Dataset: F:\Projects\PFAS.PRO\Results\180227M1\180027M1-CRV.qld

Last Altered: Wednesday, February 28, 2018 11:15:07 Pacific Standard Time

Printed: Wednesday, February 28, 2018 11:18:16 Pacific Standard Time

Compound name: L-PFOS

Coefficient of Determination: R² = 0.999008

Calibration curve: 0.00026453 * x² + 0.959054 * x + -0.0133677

Response type: Internal Std (Ref 43), Area * (IS Conc. / IS Area)

Curve type: 2nd Order, Origin: Exclude, Weighting: 1/x, Axis trans: None

#	Name	Type	Std. Conc	RT	Area	IS Area	Response	Conc.	%Dev	Conc. Flag	CoD	CoD Flag	x=excluded
1	1 180227M1_2	Standard	0.250	4.93	90.203	4269.210	0.264	0.3	15.7	NO	0.999	NO	MM
2	2 180227M1_3	Standard	0.500	4.92	140.741	4773.244	0.369	0.4	-20.4	NO	0.999	NO	MM
3	3 180227M1_4	Standard	1.000	4.92	315.089	4724.643	0.834	0.9	-11.7	NO	0.999	NO	MM
4	4 180227M1_5	Standard	2.000	4.92	643.263	3786.971	2.123	2.2	11.3	NO	0.999	NO	MM
5	5 180227M1_6	Standard	5.000	4.92	1553.901	3977.194	4.884	5.1	2.0	NO	0.999	NO	MM
6	6 180227M1_7	Standard	10.000	4.92	3310.789	3986.890	10.380	10.8	8.1	NO	0.999	NO	MM
7	7 180227M1_8	Standard	50.000	4.92	16064.960	4202.969	47.779	49.2	-1.7	NO	0.999	NO	MM
8	8 180227M1_9	Standard	100.000	4.92	28783.514	3910.426	92.009	93.5	-6.5	NO	0.999	NO	MM
9	9 180227M1_10	Standard	250.000	4.92	68951.680	3235.245	266.408	259.3	3.7	NO	0.999	NO	MM
10	10 180227M1_11	Standard	500.000	4.92	140165.359	3232.869	541.954	497.0	-0.6	NO	0.999	NO	MM

Compound name: PFDA

Coefficient of Determination: R² = 0.999739

Calibration curve: 1.48712e-005 * x² + 1.48665 * x + 0.0542737

Response type: Internal Std (Ref 44), Area * (IS Conc. / IS Area)

Curve type: 2nd Order, Origin: Exclude, Weighting: 1/x, Axis trans: None

#	Name	Type	Std. Conc	RT	Area	IS Area	Response	Conc.	%Dev	Conc. Flag	CoD	CoD Flag	x=excluded
1	1 180227M1_2	Standard	0.250	5.22	415.227	12588.888	0.412	0.2	-3.7	NO	1.000	NO	bb
2	2 180227M1_3	Standard	0.500	5.22	808.763	14687.019	0.688	0.4	-14.7	NO	1.000	NO	MM
3	3 180227M1_4	Standard	1.000	5.21	1733.311	13649.661	1.587	1.0	3.1	NO	1.000	NO	bb
4	4 180227M1_5	Standard	2.000	5.21	3399.928	13724.007	3.097	2.0	2.3	NO	1.000	NO	bb
5	5 180227M1_6	Standard	5.000	5.21	8223.735	13239.022	7.765	5.2	3.7	NO	1.000	NO	MM
6	6 180227M1_7	Standard	10.000	5.21	16420.098	12490.549	16.433	11.0	10.2	NO	1.000	NO	bb
7	7 180227M1_8	Standard	50.000	5.21	84784.875	13999.570	75.703	50.9	1.7	NO	1.000	NO	MM
8	8 180227M1_9	Standard	100.000	5.21	147650.000	12792.729	144.271	96.9	-3.1	NO	1.000	NO	MM
9	9 180227M1_10	Standard	250.000	5.21	302376.156	10100.607	374.205	251.0	0.4	NO	1.000	NO	MM
10	10 180227M1_11	Standard	500.000	5.21	609799.688	10203.114	747.075	500.0	-0.0	NO	1.000	NO	MM

Dataset: F:\Projects\PFAS.PRO\Results\180227M1\180027M1-CRV.qld

Last Altered: Wednesday, February 28, 2018 11:15:07 Pacific Standard Time

Printed: Wednesday, February 28, 2018 11:18:16 Pacific Standard Time

Compound name: 8:2 FTS

Coefficient of Determination: $R^2 = 0.993830$

Calibration curve: $-4.65117e-005 * x^2 + 0.226122 * x + 0.0184554$

Response type: Internal Std (Ref 40), Area * (IS Conc. / IS Area)

Curve type: 2nd Order, Origin: Include, Weighting: 1/x, Axis trans: None

#	Name	Type	Std. Conc	RT	Area	IS Area	Response	Conc.	%Dev	Conc. Flag	CoD	CoD Flag	x=excluded
1	1 180227M1_2	Standard	0.250	5.20	85.187	17420.764	0.061	0.2	-24.5	NO	0.994	NO	bb
2	2 180227M1_3	Standard	0.500	5.19	228.168	18120.027	0.157	0.6	22.9	NO	0.994	NO	bb
3	3 180227M1_4	Standard	1.000	5.19	444.330	19430.578	0.286	1.2	18.3	NO	0.994	NO	bb
4	4 180227M1_5	Standard	2.000	5.18	651.367	19499.719	0.418	1.8	-11.7	NO	0.994	NO	bb
5	5 180227M1_6	Standard	5.000	5.18	1725.995	17881.482	1.207	5.3	5.2	NO	0.994	NO	bb
6	6 180227M1_7	Standard	10.000	5.18	3601.837	18512.490	2.432	10.7	7.0	NO	0.994	NO	bb
7	7 180227M1_8	Standard	50.000	5.18	19000.906	17018.424	13.956	62.4	24.9	NO	0.994	NO	bb
8	8 180227M1_9	Standard	100.000	5.18	30610.303	17777.477	21.523	97.0	-3.0	NO	0.994	NO	MM
9	9 180227M1_10	Standard	250.000	5.18	71517.945	18133.762	49.299	228.7	-8.5	NO	0.994	NO	MM
10	10 180227M1_11	Standard	500.000	5.18	133482.641	16125.236	103.473	511.3	2.3	NO	0.994	NO	MM

Compound name: PFNS

Coefficient of Determination: $R^2 = 0.999465$

Calibration curve: $5.21027e-006 * x^2 + 0.831381 * x + 0.0528802$

Response type: Internal Std (Ref 43), Area * (IS Conc. / IS Area)

Curve type: 2nd Order, Origin: Exclude, Weighting: 1/x, Axis trans: None

#	Name	Type	Std. Conc	RT	Area	IS Area	Response	Conc.	%Dev	Conc. Flag	CoD	CoD Flag	x=excluded
1	1 180227M1_2	Standard	0.250	5.28	79.368	4269.210	0.232	0.2	-13.6	NO	0.999	NO	MM
2	2 180227M1_3	Standard	0.500	5.28	156.905	4773.244	0.411	0.4	-13.9	NO	0.999	NO	MM
3	3 180227M1_4	Standard	1.000	5.28	295.622	4724.643	0.782	0.9	-12.3	NO	0.999	NO	MM
4	4 180227M1_5	Standard	2.000	5.27	591.472	3786.971	1.952	2.3	14.2	NO	0.999	NO	MM
5	5 180227M1_6	Standard	5.000	5.27	1648.550	3977.194	5.181	6.2	23.4	NO	0.999	NO	MM
6	6 180227M1_7	Standard	10.000	5.27	2844.108	3986.890	8.917	10.7	6.6	NO	0.999	NO	MM
7	7 180227M1_8	Standard	50.000	5.27	13497.264	4202.969	40.142	48.2	-3.6	NO	0.999	NO	MM
8	8 180227M1_9	Standard	100.000	5.27	25656.510	3910.426	82.013	98.5	-1.5	NO	0.999	NO	MM
9	9 180227M1_10	Standard	250.000	5.28	54295.746	3235.245	209.782	251.9	0.7	NO	0.999	NO	MM
10	10 180227M1_11	Standard	500.000	5.27	107755.555	3232.869	416.641	499.5	-0.1	NO	0.999	NO	MM

Dataset: F:\Projects\PFAS.PRO\Results\180227M1\180027M1-CRV.qld

Last Altered: Wednesday, February 28, 2018 11:15:07 Pacific Standard Time
 Printed: Wednesday, February 28, 2018 11:18:16 Pacific Standard Time

Compound name: N-MeFOSAA

Coefficient of Determination: R² = 0.997386

Calibration curve: -0.000318065 * x² + 1.42542 * x + 0.0292303

Response type: Internal Std (Ref 45), Area * (IS Conc. / IS Area)

Curve type: 2nd Order, Origin: Include, Weighting: 1/x, Axis trans: None

#	Name	Type	Std. Conc	RT	Area	IS Area	Response	Conc.	%Dev	Conc. Flag	CoD	CoD Flag	x=excluded
1	1 180227M1_2	Standard	0.250	5.38	167.026	5616.638	0.372	0.2	-3.9	NO	0.997	NO	bb
2	2 180227M1_3	Standard	0.500	5.37	261.228	5354.282	0.610	0.4	-18.5	NO	0.997	NO	bb
3	3 180227M1_4	Standard	1.000	5.37	529.383	5604.221	1.181	0.8	-19.2	NO	0.997	NO	bb
4	4 180227M1_5	Standard	2.000	5.36	1406.542	5028.410	3.496	2.4	21.7	NO	0.997	NO	bb
5	5 180227M1_6	Standard	5.000	5.36	3452.992	5549.750	7.777	5.4	8.8	NO	0.997	NO	bb
6	6 180227M1_7	Standard	10.000	5.36	7242.125	5046.857	17.937	12.6	26.0	NO	0.997	NO	bb
7	7 180227M1_8	Standard	50.000	5.36	33640.035	5986.112	70.246	49.8	-0.4	NO	0.997	NO	MM
8	8 180227M1_9	Standard	100.000	5.36	62645.555	6199.992	126.302	90.4	-9.6	NO	0.997	NO	MM
9	9 180227M1_10	Standard	250.000	5.37	134690.203	4823.407	349.054	259.9	4.0	NO	0.997	NO	MM
10	10 180227M1_11	Standard	500.000	5.36	250545.813	4974.992	629.513	496.7	-0.7	NO	0.997	NO	MM

Compound name: N-EtFOSAA

Coefficient of Determination: R² = 0.999451

Calibration curve: -0.000130894 * x² + 1.03929 * x + 0.00668807

Response type: Internal Std (Ref 46), Area * (IS Conc. / IS Area)

Curve type: 2nd Order, Origin: Include, Weighting: 1/x, Axis trans: None

#	Name	Type	Std. Conc	RT	Area	IS Area	Response	Conc.	%Dev	Conc. Flag	CoD	CoD Flag	x=excluded
1	1 180227M1_2	Standard	0.250	5.53	173.461	6481.687	0.335	0.3	26.2	NO	0.999	NO	bb
2	2 180227M1_3	Standard	0.500	5.52	296.513	7017.148	0.528	0.5	0.4	NO	0.999	NO	bb
3	3 180227M1_4	Standard	1.000	5.53	489.252	6851.811	0.893	0.9	-14.8	NO	0.999	NO	bb
4	4 180227M1_5	Standard	2.000	5.52	1182.094	7175.643	2.059	2.0	-1.2	NO	0.999	NO	bb
5	5 180227M1_6	Standard	5.000	5.52	2708.118	7500.553	4.513	4.3	-13.2	NO	0.999	NO	bb
6	6 180227M1_7	Standard	10.000	5.52	6103.996	6750.415	11.303	10.9	8.8	NO	0.999	NO	bd
7	7 180227M1_8	Standard	50.000	5.52	28504.742	7170.505	49.691	48.1	-3.8	NO	0.999	NO	bd
8	8 180227M1_9	Standard	100.000	5.52	53025.586	6572.744	100.844	98.2	-1.8	NO	0.999	NO	bd
9	9 180227M1_10	Standard	250.000	5.52	113288.648	5493.099	257.798	256.3	2.5	NO	0.999	NO	bd
10	10 180227M1_11	Standard	500.000	5.52	195377.641	5041.793	484.395	497.2	-0.6	NO	0.999	NO	bd

Dataset: F:\Projects\PFAS.PRO\Results\180227M1\180027M1-CRV.qld

Last Altered: Wednesday, February 28, 2018 11:15:07 Pacific Standard Time

Printed: Wednesday, February 28, 2018 11:18:16 Pacific Standard Time

Compound name: PFUdA

Coefficient of Determination: $R^2 = 0.997707$

Calibration curve: $0.000159522 * x^2 + 0.868175 * x + 0.113342$

Response type: Internal Std (Ref 47), Area * (IS Conc. / IS Area)

Curve type: 2nd Order, Origin: Exclude, Weighting: 1/x, Axis trans: None

#	Name	Type	Std. Conc	RT	Area	IS Area	Response	Conc.	%Dev	Conc. Flag	CoD	CoD Flag	x=excluded
1	1 180227M1_2	Standard	0.250	5.55	440.559	17742.486	0.310	0.2	-9.2	NO	0.998	NO	bb
2	2 180227M1_3	Standard	0.500	5.54	800.404	20030.451	0.499	0.4	-11.1	NO	0.998	NO	bb
3	3 180227M1_4	Standard	1.000	5.54	1415.976	17284.902	1.024	1.0	4.9	NO	0.998	NO	bb
4	4 180227M1_5	Standard	2.000	5.53	2641.418	17678.043	1.868	2.0	1.0	NO	0.998	NO	bb
5	5 180227M1_6	Standard	5.000	5.53	6472.097	17539.842	4.612	5.2	3.5	NO	0.998	NO	bb
6	6 180227M1_7	Standard	10.000	5.53	12087.724	16212.922	9.320	10.6	5.8	NO	0.998	NO	MM
7	7 180227M1_8	Standard	50.000	5.53	62515.563	17597.273	44.407	50.5	1.1	NO	0.998	NO	MM
8	8 180227M1_9	Standard	100.000	5.53	140969.547	18186.008	96.894	109.3	9.3	NO	0.998	NO	MM
9	9 180227M1_10	Standard	250.000	5.54	280999.344	16601.443	211.577	233.6	-6.6	NO	0.998	NO	MM
10	10 180227M1_11	Standard	500.000	5.53	516003.281	13434.172	480.122	505.9	1.2	NO	0.998	NO	MM

Compound name: PFDS

Coefficient of Determination: $R^2 = 0.998894$

Calibration curve: $-0.000201026 * x^2 + 0.271911 * x + 0.00376494$

Response type: Internal Std (Ref 47), Area * (IS Conc. / IS Area)

Curve type: 2nd Order, Origin: Exclude, Weighting: 1/x, Axis trans: None

#	Name	Type	Std. Conc	RT	Area	IS Area	Response	Conc.	%Dev	Conc. Flag	CoD	CoD Flag	x=excluded
1	1 180227M1_2	Standard	0.250	5.59	88.204	17742.486	0.062	0.2	-14.1	NO	0.999	NO	bb
2	2 180227M1_3	Standard	0.500	5.58	196.509	20030.451	0.123	0.4	-12.5	NO	0.999	NO	bb
3	3 180227M1_4	Standard	1.000	5.58	469.257	17284.902	0.339	1.2	23.5	NO	0.999	NO	bb
4	4 180227M1_5	Standard	2.000	5.58	719.911	17678.043	0.509	1.9	-7.0	NO	0.999	NO	bb
5	5 180227M1_6	Standard	5.000	5.58	1852.730	17539.842	1.320	4.9	-2.8	NO	0.999	NO	bb
6	6 180227M1_7	Standard	10.000	5.58	4036.079	16212.922	3.112	11.5	15.3	NO	0.999	NO	MM
7	7 180227M1_8	Standard	50.000	5.58	18285.936	17597.273	12.989	49.6	-0.9	NO	0.999	NO	bb
8	8 180227M1_9	Standard	100.000	5.58	35988.320	18186.008	24.736	98.1	-1.9	NO	0.999	NO	MM
9	9 180227M1_10	Standard	250.000	5.58	73846.953	16601.443	55.603	251.1	0.4	NO	0.999	NO	MM
10	10 180227M1_11	Standard	500.000	5.58	141181.719	13434.172	131.364			NO	0.999	NO	MMXI

Dataset: F:\Projects\PFAS.PRO\Results\180227M1\180027M1-CRV.qld

Last Altered: Wednesday, February 28, 2018 11:15:07 Pacific Standard Time

Printed: Wednesday, February 28, 2018 11:18:16 Pacific Standard Time

Compound name: PFDaA

Coefficient of Determination: $R^2 = 0.999549$

Calibration curve: $-0.00011004 * x^2 + 1.05563 * x + 0.0799451$

Response type: Internal Std (Ref 48), Area * (IS Conc. / IS Area)

Curve type: 2nd Order, Origin: Exclude, Weighting: 1/x, Axis trans: None

#	Name	Type	Std. Conc	RT	Area	IS Area	Response	Conc.	%Dev	Conc. Flag	CoD	CoD Flag	x=excluded
1	1 180227M1_2	Standard	0.250	5.83	378.861	15843.614	0.299	0.2	-17.0	NO	1.000	NO	bb
2	2 180227M1_3	Standard	0.500	5.82	849.639	16036.967	0.662	0.6	10.3	NO	1.000	NO	bb
3	3 180227M1_4	Standard	1.000	5.82	1591.993	19454.689	1.023	0.9	-10.7	NO	1.000	NO	bb
4	4 180227M1_5	Standard	2.000	5.82	2600.550	15653.410	2.077	1.9	-5.4	NO	1.000	NO	bd
5	5 180227M1_6	Standard	5.000	5.82	8071.827	15731.971	6.414	6.0	20.1	NO	1.000	NO	bd
6	6 180227M1_7	Standard	10.000	5.82	12900.772	15024.864	10.733	10.1	1.0	NO	1.000	NO	MM
7	7 180227M1_8	Standard	50.000	5.81	79624.984	18188.592	54.722	52.0	4.1	NO	1.000	NO	MM
8	8 180227M1_9	Standard	100.000	5.82	123367.523	14964.458	103.050	98.6	-1.4	NO	1.000	NO	MM
9	9 180227M1_10	Standard	250.000	5.82	319900.531	15756.785	253.780	246.7	-1.3	NO	1.000	NO	MM
10	10 180227M1_11	Standard	500.000	5.82	553099.188	13769.033	502.122	501.8	0.4	NO	1.000	NO	MM

Compound name: N-MeFOSA

Correlation coefficient: $r = 0.998136$, $r^2 = 0.996275$

Calibration curve: $0.844282 * x + 0.385206$

Response type: Internal Std (Ref 49), Area * (IS Conc. / IS Area)

Curve type: Linear, Origin: Include, Weighting: 1/x, Axis trans: None

#	Name	Type	Std. Conc	RT	Area	IS Area	Response	Conc.	%Dev	Conc. Flag	CoD	CoD Flag	x=excluded
1	1 180227M1_2	Standard	1.250	6.02	237.349	28572.682	1.246	1.0	-18.4	NO	0.996	NO	bb
2	2 180227M1_3	Standard	2.500	6.01	490.874	29262.326	2.516	2.5	1.0	NO	0.996	NO	bb
3	3 180227M1_4	Standard	5.000	6.01	977.636	30996.006	4.731	5.1	2.9	NO	0.996	NO	bb
4	4 180227M1_5	Standard	10.000	6.00	1792.833	28178.717	9.544	10.8	8.5	NO	0.996	NO	bb
5	5 180227M1_6	Standard	25.000	6.00	4088.873	28356.631	21.629	25.2	0.6	NO	0.996	NO	MM
6	6 180227M1_7	Standard	50.000	6.01	8795.429	25582.801	51.570	60.6	21.3	NO	0.996	NO	MM
7	7 180227M1_8	Standard	250.000	6.00	43871.602	27206.578	241.880	286.0	14.4	NO	0.996	NO	MM
8	8 180227M1_9	Standard	500.000	6.01	81112.133	25926.713	469.277	555.4	11.1	NO	0.996	NO	MM
9	9 180227M1_10	Standard	1250.000	6.01	176962.141	25512.012	1040.464	1231.9	-1.4	NO	0.996	NO	MM
10	10 180227M1_11	Standard	2500.000	6.00	335377.844	24667.188	2039.417	2415.1	-3.4	NO	0.996	NO	MM

Dataset: F:\Projects\PFAS.PRO\Results\180227M1\180027M1-CRV.qld

Last Altered: Wednesday, February 28, 2018 11:15:07 Pacific Standard Time
 Printed: Wednesday, February 28, 2018 11:18:16 Pacific Standard Time

Compound name: PFTrDA

Coefficient of Determination: R² = 0.993021

Calibration curve: $-0.00996087 * x^2 + 1.43109 * x + -0.0772072$

Response type: Internal Std (Ref 48), Area * (IS Conc. / IS Area)

Curve type: 2nd Order, Origin: Exclude, Weighting: 1/x, Axis trans: None

#	Name	Type	Std. Conc	RT	Area	IS Area	Response	Conc.	%Dev	Conc. Flag	CoD	CoD Flag	x=excluded
1	1 180227M1_2	Standard	0.250	6.07	479.725	15843.614	0.378	0.3	27.7	NO	0.993	NO	bb
2	2 180227M1_3	Standard	0.500	6.07	847.725	16036.967	0.661	0.5	3.5	NO	0.993	NO	bb
3	3 180227M1_4	Standard	1.000	6.06	1837.382	19454.689	1.181	0.9	-11.6	NO	0.993	NO	MM
4	4 180227M1_5	Standard	2.000	6.06	2624.519	15653.410	2.096	1.5	-23.3	NO	0.993	NO	bb
5	5 180227M1_6	Standard	5.000	6.06	8093.933	15731.971	6.431	4.7	-6.0	NO	0.993	NO	MM
6	6 180227M1_7	Standard	10.000	6.06	17442.467	15024.864	14.511	11.0	10.4	NO	0.993	NO	bb
7	7 180227M1_8	Standard	50.000	6.06	67499.344	18188.592	46.389	49.6	-0.8	NO	0.993	NO	MM
8	8 180227M1_9	Standard	100.000	6.06	183922.109	14964.458	153.632			NO	0.993	YES	MMXI
9	9 180227M1_10	Standard	250.000	6.06	369749.750	15756.785	293.326			NO	0.993	YES	MMXI
10	10 180227M1_11	Standard	500.000	6.06	581394.563	13769.033	527.810			NO	0.993	YES	MMXI

Compound name: PFTeDA

Coefficient of Determination: R² = 0.998549

Calibration curve: $-0.00119561 * x^2 + 2.03279 * x + 0.211977$

Response type: Internal Std (Ref 50), Area * (IS Conc. / IS Area)

Curve type: 2nd Order, Origin: Exclude, Weighting: 1/x, Axis trans: None

#	Name	Type	Std. Conc	RT	Area	IS Area	Response	Conc.	%Dev	Conc. Flag	CoD	CoD Flag	x=excluded
1	1 180227M1_2	Standard	0.250	6.29	312.643	6794.941	0.575	0.2	-28.5	NO	0.999	NO	bb
2	2 180227M1_3	Standard	0.500	6.29	766.899	6965.842	1.376	0.6	14.6	NO	0.999	NO	bb
3	3 180227M1_4	Standard	1.000	6.29	1289.642	7300.396	2.208	1.0	-1.7	NO	0.999	NO	bb
4	4 180227M1_5	Standard	2.000	6.28	2407.422	7174.022	4.195	2.0	-1.9	NO	0.999	NO	bb
5	5 180227M1_6	Standard	5.000	6.28	5777.073	7288.365	9.908	4.8	-4.3	NO	0.999	NO	MM
6	6 180227M1_7	Standard	10.000	6.28	13438.561	6893.246	24.369	12.0	19.7	NO	0.999	NO	MM
7	7 180227M1_8	Standard	50.000	6.28	59312.879	7012.007	105.734	53.6	7.2	NO	0.999	NO	MM
8	8 180227M1_9	Standard	100.000	6.28	109790.000	7390.643	185.691	96.7	-3.3	NO	0.999	NO	MM
9	9 180227M1_10	Standard	250.000	6.29	263898.688	7779.816	424.012	243.3	-2.7	NO	0.999	NO	MM
10	10 180227M1_11	Standard	500.000	6.28	475731.844	8225.573	722.946	506.3	1.3	NO	0.999	NO	MM

Dataset: F:\Projects\PFAS.PRO\Results\180227M1\180027M1-CRV.qld

Last Altered: Wednesday, February 28, 2018 11:15:07 Pacific Standard Time

Printed: Wednesday, February 28, 2018 11:18:16 Pacific Standard Time

Compound name: N-EtFOSA

Coefficient of Determination: R² = 0.999713

Calibration curve: $-9.69338e-006 * x^2 + 0.822501 * x + 0.136285$

Response type: Internal Std (Ref 51), Area * (IS Conc. / IS Area)

Curve type: 2nd Order, Origin: Exclude, Weighting: 1/x, Axis trans: None

#	Name	Type	Std. Conc	RT	Area	IS Area	Response	Conc.	%Dev	Conc. Flag	CoD	CoD Flag	x=excluded
1	1 180227M1_2	Standard	1.250	6.41	279.291	42081.684	0.996	1.0	-16.4	NO	1.000	NO	bb
2	2 180227M1_3	Standard	2.500	6.40	588.228	42509.617	2.076	2.4	-5.7	NO	1.000	NO	bb
3	3 180227M1_4	Standard	5.000	6.40	1209.299	41733.316	4.347	5.1	2.4	NO	1.000	NO	bb
4	4 180227M1_5	Standard	10.000	6.39	2413.826	40164.898	9.015	10.8	8.0	NO	1.000	NO	MM
5	5 180227M1_6	Standard	25.000	6.40	5775.740	41638.094	20.807	25.1	0.6	NO	1.000	NO	bb
6	6 180227M1_7	Standard	50.000	6.40	11968.388	39625.715	45.305	55.0	9.9	NO	1.000	NO	MM
7	7 180227M1_8	Standard	250.000	6.39	56067.383	39659.684	212.057	258.4	3.4	NO	1.000	NO	MM
8	8 180227M1_9	Standard	500.000	6.40	105294.758	38967.379	405.319	495.5	-0.9	NO	1.000	NO	MM
9	9 180227M1_10	Standard	1250.000	6.40	231414.250	34802.699	997.398	1230.3	-1.6	NO	1.000	NO	MM
10	10 180227M1_11	Standard	2500.000	6.39	404614.500	30291.289	2003.618	2510.1	0.4	NO	1.000	NO	MM

Compound name: PFHxDA

Coefficient of Determination: R² = 0.995274

Calibration curve: $-0.000335759 * x^2 + 0.591994 * x + 0.0884861$

Response type: Internal Std (Ref 52), Area * (IS Conc. / IS Area)

Curve type: 2nd Order, Origin: Exclude, Weighting: 1/x, Axis trans: None

#	Name	Type	Std. Conc	RT	Area	IS Area	Response	Conc.	%Dev	Conc. Flag	CoD	CoD Flag	x=excluded
1	1 180227M1_2	Standard	0.250	6.61	185.616	3790.550	0.245	0.3	5.7	NO	0.995	NO	bb
2	2 180227M1_3	Standard	0.500	6.61	284.029	4457.731	0.319	0.4	-22.2	NO	0.995	NO	bb
3	3 180227M1_4	Standard	1.000	6.61	602.641	4437.522	0.679	1.0	-0.2	NO	0.995	NO	bb
4	4 180227M1_5	Standard	2.000	6.61	1155.436	4074.090	1.418	2.2	12.4	NO	0.995	NO	bb
5	5 180227M1_6	Standard	5.000	6.61	2773.852	4304.283	3.222	5.3	6.2	NO	0.995	NO	bb
6	6 180227M1_7	Standard	10.000	6.61	5148.403	4550.631	5.657	9.5	-5.4	NO	0.995	NO	bb
7	7 180227M1_8	Standard	50.000	6.61	25674.473	4600.111	27.906	48.3	-3.4	NO	0.995	NO	MM
8	8 180227M1_9	Standard	100.000	6.61	53438.203	4233.522	63.113	113.8	13.8	NO	0.995	NO	bb
9	9 180227M1_10	Standard	250.000	6.61	121464.281	5173.400	117.393	227.5	-9.0	NO	0.995	NO	MM
10	10 180227M1_11	Standard	500.000	6.61	217146.266	5034.409	215.662	514.0	2.8	NO	0.995	NO	MM

Dataset: F:\Projects\PFAS.PRO\Results\180227M1\180027M1-CRV.qld

Last Altered: Wednesday, February 28, 2018 11:15:07 Pacific Standard Time
 Printed: Wednesday, February 28, 2018 11:18:16 Pacific Standard Time

Compound name: PFODA

Coefficient of Determination: $R^2 = 0.996311$

Calibration curve: $-0.000382228 * x^2 + 0.740794 * x + 0.0260949$

Response type: Internal Std (Ref 52), Area * (IS Conc. / IS Area)

Curve type: 2nd Order, Origin: Include, Weighting: 1/x, Axis trans: None

#	Name	Type	Std. Conc	RT	Area	IS Area	Response	Conc.	%Dev	Conc. Flag	CoD	CoD Flag	x=excluded
1	1 180227M1_2	Standard	0.250	6.84	166.311	3790.550	0.219	0.3	4.4	NO	0.996	NO	bb
2	2 180227M1_3	Standard	0.500	6.84	352.434	4457.731	0.395	0.5	-0.3	NO	0.996	NO	bb
3	3 180227M1_4	Standard	1.000	6.83	594.423	4437.522	0.670	0.9	-13.1	NO	0.996	NO	bb
4	4 180227M1_5	Standard	2.000	6.83	1292.017	4074.090	1.586	2.1	5.4	NO	0.996	NO	bb
5	5 180227M1_6	Standard	5.000	6.83	3591.569	4304.283	4.172	5.6	12.3	NO	0.996	NO	bb
6	6 180227M1_7	Standard	10.000	6.83	6892.011	4550.631	7.573	10.2	2.4	NO	0.996	NO	bb
7	7 180227M1_8	Standard	50.000	6.83	32645.291	4600.111	35.483	49.1	-1.8	NO	0.996	NO	bb
8	8 180227M1_9	Standard	100.000	6.83	65830.844	4233.522	77.750	111.3	11.3	NO	0.996	NO	bb
9	9 180227M1_10	Standard	250.000	6.83	154475.922	5173.400	149.298	228.4	-8.6	NO	0.996	NO	bb
10	10 180227M1_11	Standard	500.000	6.83	281369.125	5034.409	279.446	513.0	2.6	NO	0.996	NO	MM

Compound name: N-MeFOSE

Correlation coefficient: $r = 0.997778$, $r^2 = 0.995562$

Calibration curve: $1.02304 * x + 0.0939698$

Response type: Internal Std (Ref 53), Area * (IS Conc. / IS Area)

Curve type: Linear, Origin: Exclude, Weighting: 1/x, Axis trans: None

#	Name	Type	Std. Conc	RT	Area	IS Area	Response	Conc.	%Dev	Conc. Flag	CoD	CoD Flag	x=excluded
1	1 180227M1_2	Standard	1.250	6.52	351.023	36896.480	1.427	1.3	4.2	NO	0.996	NO	bb
2	2 180227M1_3	Standard	2.500	6.52	665.940	38795.688	2.575	2.4	-3.0	NO	0.996	NO	bb
3	3 180227M1_4	Standard	5.000	6.52	1130.782	36674.637	4.625	4.4	-11.4	NO	0.996	NO	bb
4	4 180227M1_5	Standard	10.000	6.52	2080.093	31031.521	10.055	9.7	-2.6	NO	0.996	NO	bb
5	5 180227M1_6	Standard	25.000	6.52	6128.452	32074.934	28.660	27.9	11.7	NO	0.996	NO	MM
6	6 180227M1_7	Standard	50.000	6.52	10598.961	35391.883	44.921	43.8	-12.4	NO	0.996	NO	bb
7	7 180227M1_8	Standard	250.000	6.52	60888.566	35410.574	257.925	252.0	0.8	NO	0.996	NO	MM
8	8 180227M1_9	Standard	500.000	6.52	123267.070	32296.320	572.513	559.5	11.9	NO	0.996	NO	MM
9	9 180227M1_10	Standard	1250.000	6.52	297607.500	32887.648	1357.383	1326.7	6.1	NO	0.996	NO	MM
10	10 180227M1_11	Standard	2500.000	6.52	444198.313	27527.945	2420.440	2365.8	-5.4	NO	0.996	NO	MM

Dataset: F:\Projects\PFAS.PRO\Results\180227M1\180027M1-CRV.qld

Last Altered: Wednesday, February 28, 2018 11:15:07 Pacific Standard Time

Printed: Wednesday, February 28, 2018 11:18:16 Pacific Standard Time

Compound name: N-EtFOSE

Coefficient of Determination: $R^2 = 0.999564$

Calibration curve: $-2.88587e-005 * x^2 + 1.21265 * x + 0.607923$

Response type: Internal Std (Ref 54), Area * (IS Conc. / IS Area)

Curve type: 2nd Order, Origin: Exclude, Weighting: 1/x, Axis trans: None

#	Name	Type	Std. Conc	RT	Area	IS Area	Response	Conc.	%Dev	Conc. Flag	CoD	CoD Flag	x=excluded
1	1 180227M1_2	Standard	1.250	6.67	343.161	29576.838	1.740	0.9	-25.3	NO	1.000	NO	bb
2	2 180227M1_3	Standard	2.500	6.66	649.786	32666.223	2.984	2.0	-21.6	NO	1.000	NO	bb
3	3 180227M1_4	Standard	5.000	6.66	1411.388	26922.959	7.863	6.0	19.7	NO	1.000	NO	bb
4	4 180227M1_5	Standard	10.000	6.66	2832.072	29601.598	14.351	11.3	13.4	NO	1.000	NO	bb
5	5 180227M1_6	Standard	25.000	6.66	6053.756	28827.805	31.500	25.5	2.0	NO	1.000	NO	bb
6	6 180227M1_7	Standard	50.000	6.66	13696.298	29622.775	69.354	56.8	13.5	NO	1.000	NO	MM
7	7 180227M1_8	Standard	250.000	6.66	54811.180	26987.734	304.645	252.2	0.9	NO	1.000	NO	bb
8	8 180227M1_9	Standard	500.000	6.66	114987.977	29490.340	584.876	487.5	-2.5	NO	1.000	NO	MM
9	9 180227M1_10	Standard	1250.000	6.66	276195.063	28192.508	1469.513	1248.4	-0.1	NO	1.000	NO	MM
10	10 180227M1_11	Standard	2500.000	6.66	511543.750	26873.332	2855.305	2503.2	0.1	NO	1.000	NO	MM

Compound name: 13C3-PFBA

Response Factor: 0.939967

RRF SD: 0.0216493, Relative SD: 2.30319

Response type: Internal Std (Ref 55), Area * (IS Conc. / IS Area)

Curve type: RF

#	Name	Type	Std. Conc	RT	Area	IS Area	Response	Conc.	%Dev	Conc. Flag	CoD	CoD Flag	x=excluded
1	1 180227M1_2	Standard	12.500	1.55	14228.288	14955.334	11.892	12.7	1.2	NO		NO	MM
2	2 180227M1_3	Standard	12.500	1.55	14460.204	15070.472	11.994	12.8	2.1	NO		NO	bb
3	3 180227M1_4	Standard	12.500	1.54	15073.476	15698.706	12.002	12.8	2.1	NO		NO	bb
4	4 180227M1_5	Standard	12.500	1.55	13613.571	14967.670	11.369	12.1	-3.2	NO		NO	bb
5	5 180227M1_6	Standard	12.500	1.54	14411.856	15213.537	11.841	12.6	0.8	NO		NO	bb
6	6 180227M1_7	Standard	12.500	1.54	13910.517	14943.754	11.636	12.4	-1.0	NO		NO	MM
7	7 180227M1_8	Standard	12.500	1.54	14653.654	15030.710	12.186	13.0	3.7	NO		NO	bb
8	8 180227M1_9	Standard	12.500	1.54	13510.463	14595.577	11.571	12.3	-1.5	NO		NO	MM
9	9 180227M1_10	Standard	12.500	1.54	13184.140	14273.360	11.546	12.3	-1.7	NO		NO	bb
10	10 180227M1_11	Standard	12.500	1.55	12490.216	13625.888	11.458	12.2	-2.5	NO		NO	bb

Dataset: F:\Projects\PFAS.PRO\Results\180227M1\180027M1-CRV.qld

Last Altered: Wednesday, February 28, 2018 11:15:07 Pacific Standard Time
 Printed: Wednesday, February 28, 2018 11:18:16 Pacific Standard Time

Compound name: 13C3-PFPeA

Response Factor: 0.948211

RRF SD: 0.0500568, Relative SD: 5.27908

Response type: Internal Std (Ref 56), Area * (IS Conc. / IS Area)

Curve type: RF

	# Name	Type	Std. Conc	RT	Area	IS Area	Response	Conc.	%Dev	Conc. Flag	CoD	CoD Flag	x=excluded
1	1 180227M1_2	Standard	12.500	2.52	15638.393	14775.564	13.230	14.0	11.6	NO		NO	bb
2	2 180227M1_3	Standard	12.500	2.51	16287.603	17782.404	11.449	12.1	-3.4	NO		NO	MM
3	3 180227M1_4	Standard	12.500	2.50	15202.143	16995.340	11.181	11.8	-5.7	NO		NO	MM
4	4 180227M1_5	Standard	12.500	2.50	14157.853	14868.946	11.902	12.6	0.4	NO		NO	bb
5	5 180227M1_6	Standard	12.500	2.50	15425.106	16385.635	11.767	12.4	-0.7	NO		NO	MM
6	6 180227M1_7	Standard	12.500	2.50	14331.738	15547.642	11.522	12.2	-2.8	NO		NO	MM
7	7 180227M1_8	Standard	12.500	2.50	14991.688	16332.258	11.474	12.1	-3.2	NO		NO	MM
8	8 180227M1_9	Standard	12.500	2.50	13525.295	14929.529	11.324	11.9	-4.5	NO		NO	MM
9	9 180227M1_10	Standard	12.500	2.50	13271.920	13428.792	12.354	13.0	4.2	NO		NO	MM
10	10 180227M1_11	Standard	12.500	2.50	12287.274	12464.763	12.322	13.0	4.0	NO		NO	MM

Compound name: 13C3-PFBS

Response Factor: 0.13137

RRF SD: 0.0098316, Relative SD: 7.48392

Response type: Internal Std (Ref 56), Area * (IS Conc. / IS Area)

Curve type: RF

	# Name	Type	Std. Conc	RT	Area	IS Area	Response	Conc.	%Dev	Conc. Flag	CoD	CoD Flag	x=excluded
1	1 180227M1_2	Standard	12.500	2.79	2135.657	14775.564	1.807	13.8	10.0	NO		NO	bb
2	2 180227M1_3	Standard	12.500	2.78	2196.421	17782.404	1.544	11.8	-6.0	NO		NO	bb
3	3 180227M1_4	Standard	12.500	2.78	2128.295	16995.340	1.565	11.9	-4.7	NO		NO	bb
4	4 180227M1_5	Standard	12.500	2.78	2226.008	14868.946	1.871	14.2	14.0	NO		NO	bb
5	5 180227M1_6	Standard	12.500	2.77	2142.416	16385.635	1.634	12.4	-0.5	NO		NO	bb
6	6 180227M1_7	Standard	12.500	2.78	1807.730	15547.642	1.453	11.1	-11.5	NO		NO	bb
7	7 180227M1_8	Standard	12.500	2.78	2077.917	16332.258	1.590	12.1	-3.2	NO		NO	bb
8	8 180227M1_9	Standard	12.500	2.78	1947.916	14929.529	1.631	12.4	-0.7	NO		NO	bb
9	9 180227M1_10	Standard	12.500	2.78	1814.711	13428.792	1.689	12.9	2.9	NO		NO	bb
10	10 180227M1_11	Standard	12.500	2.78	1630.975	12464.763	1.636	12.5	-0.4	NO		NO	bb

Dataset: F:\Projects\PFAS.PRO\Results\180227M1\180027M1-CRV.qld

Last Altered: Wednesday, February 28, 2018 11:15:07 Pacific Standard Time
 Printed: Wednesday, February 28, 2018 11:18:16 Pacific Standard Time

Compound name: 13C2-PFHxA

Response Factor: 0.740393

RRF SD: 0.056699, Relative SD: 7.65796

Response type: Internal Std (Ref 56), Area * (IS Conc. / IS Area)

Curve type: RF

#	Name	Type	Std. Conc	RT	Area	IS Area	Response	Conc.	%Dev	Conc. Flag	CoD	CoD Flag	x=excluded
1	1 180227M1_2	Standard	5.000	3.28	4853.958	14775.564	4.106	5.5	10.9	NO		NO	bb
2	2 180227M1_3	Standard	5.000	3.27	4650.471	17782.404	3.269	4.4	-11.7	NO		NO	MM
3	3 180227M1_4	Standard	5.000	3.27	4454.000	16995.340	3.276	4.4	-11.5	NO		NO	bb
4	4 180227M1_5	Standard	5.000	3.26	4381.511	14868.946	3.683	5.0	-0.5	NO		NO	bd
5	5 180227M1_6	Standard	5.000	3.26	4921.658	16385.635	3.755	5.1	1.4	NO		NO	bb
6	6 180227M1_7	Standard	5.000	3.26	4434.758	15547.642	3.565	4.8	-3.7	NO		NO	bb
7	7 180227M1_8	Standard	5.000	3.26	4781.364	16332.258	3.659	4.9	-1.1	NO		NO	MM
8	8 180227M1_9	Standard	5.000	3.26	4462.540	14929.529	3.736	5.0	0.9	NO		NO	bb
9	9 180227M1_10	Standard	5.000	3.26	4220.131	13428.792	3.928	5.3	6.1	NO		NO	MM
10	10 180227M1_11	Standard	5.000	3.26	4029.446	12464.763	4.041	5.5	9.2	NO		NO	bb

Compound name: 13C4-PFHpA

Response Factor: 0.776231

RRF SD: 0.0520738, Relative SD: 6.70854

Response type: Internal Std (Ref 56), Area * (IS Conc. / IS Area)

Curve type: RF

#	Name	Type	Std. Conc	RT	Area	IS Area	Response	Conc.	%Dev	Conc. Flag	CoD	CoD Flag	x=excluded
1	1 180227M1_2	Standard	12.500	3.89	13268.336	14775.564	11.225	14.5	15.7	NO		NO	bd
2	2 180227M1_3	Standard	12.500	3.88	12852.769	17782.404	9.035	11.6	-6.9	NO		NO	MM
3	3 180227M1_4	Standard	12.500	3.88	13455.287	16995.340	9.896	12.7	2.0	NO		NO	MM
4	4 180227M1_5	Standard	12.500	3.88	11251.971	14868.946	9.459	12.2	-2.5	NO		NO	MM
5	5 180227M1_6	Standard	12.500	3.88	12413.407	16385.635	9.470	12.2	-2.4	NO		NO	MM
6	6 180227M1_7	Standard	12.500	3.88	11602.052	15547.642	9.328	12.0	-3.9	NO		NO	MM
7	7 180227M1_8	Standard	12.500	3.88	12699.598	16332.258	9.720	12.5	0.2	NO		NO	bb
8	8 180227M1_9	Standard	12.500	3.88	10683.677	14929.529	8.945	11.5	-7.8	NO		NO	MM
9	9 180227M1_10	Standard	12.500	3.88	10574.237	13428.792	9.843	12.7	1.4	NO		NO	MM
10	10 180227M1_11	Standard	12.500	3.88	10079.918	12464.763	10.108	13.0	4.2	NO		NO	MM

Dataset: F:\Projects\PFAS.PRO\Results\180227M1\180027M1-CRV.qld

Last Altered: Wednesday, February 28, 2018 11:15:07 Pacific Standard Time

Printed: Wednesday, February 28, 2018 11:18:16 Pacific Standard Time

Compound name: 18O2-PFHxS

Response Factor: 0.412321

RRF SD: 0.0368519, Relative SD: 8.93767

Response type: Internal Std (Ref 57), Area * (IS Conc. / IS Area)

Curve type: RF

#	Name	Type	Std. Conc	RT	Area	IS Area	Response	Conc.	%Dev	Conc. Flag	CoD	CoD Flag	x=excluded
1	1 180227M1_2	Standard	12.500	4.04	1648.080	4563.581	4.514	10.9	-12.4	NO		NO	bb
2	2 180227M1_3	Standard	12.500	4.03	1577.173	3777.150	5.219	12.7	1.3	NO		NO	bb
3	3 180227M1_4	Standard	12.500	4.03	1772.316	3911.015	5.665	13.7	9.9	NO		NO	bb
4	4 180227M1_5	Standard	12.500	4.03	1613.799	3947.558	5.110	12.4	-0.9	NO		NO	bb
5	5 180227M1_6	Standard	12.500	4.03	1512.671	3997.585	4.730	11.5	-8.2	NO		NO	bb
6	6 180227M1_7	Standard	12.500	4.03	1543.351	4090.132	4.717	11.4	-8.5	NO		NO	bb
7	7 180227M1_8	Standard	12.500	4.03	1598.287	4196.691	4.761	11.5	-7.6	NO		NO	bb
8	8 180227M1_9	Standard	12.500	4.03	1714.000	3876.215	5.527	13.4	7.2	NO		NO	bb
9	9 180227M1_10	Standard	12.500	4.03	1521.420	3489.526	5.450	13.2	5.7	NO		NO	bb
10	10 180227M1_11	Standard	12.500	4.03	1433.519	3064.422	5.847	14.2	13.5	NO		NO	bb

Compound name: 13C2-PFOA

Response Factor: 1.89144

RRF SD: 0.117289, Relative SD: 6.20106

Response type: Internal Std (Ref 58), Area * (IS Conc. / IS Area)

Curve type: RF

#	Name	Type	Std. Conc	RT	Area	IS Area	Response	Conc.	%Dev	Conc. Flag	CoD	CoD Flag	x=excluded
1	1 180227M1_2	Standard	12.500	4.42	17420.764	8554.903	25.454	13.5	7.7	NO		NO	MM
2	2 180227M1_3	Standard	12.500	4.41	18120.027	9314.739	24.316	12.9	2.8	NO		NO	bb
3	3 180227M1_4	Standard	12.500	4.41	19430.578	9588.793	25.330	13.4	7.1	NO		NO	MM
4	4 180227M1_5	Standard	12.500	4.40	19499.719	9816.284	24.831	13.1	5.0	NO		NO	MM
5	5 180227M1_6	Standard	12.500	4.40	17881.482	9264.963	24.125	12.8	2.0	NO		NO	MM
6	6 180227M1_7	Standard	12.500	4.40	18512.490	9951.991	23.252	12.3	-1.7	NO		NO	MM
7	7 180227M1_8	Standard	12.500	4.40	17018.424	10042.869	21.182	11.2	-10.4	NO		NO	MM
8	8 180227M1_9	Standard	12.500	4.40	17777.477	10139.244	21.917	11.6	-7.3	NO		NO	MM
9	9 180227M1_10	Standard	12.500	4.40	18133.762	10184.008	22.258	11.8	-5.9	NO		NO	MM
10	10 180227M1_11	Standard	12.500	4.40	16125.236	8481.604	23.765	12.6	0.5	NO		NO	bb

Dataset: F:\Projects\PFAS.PRO\Results\180227M1\180027M1-CRV.qld

Last Altered: Wednesday, February 28, 2018 11:15:07 Pacific Standard Time

Printed: Wednesday, February 28, 2018 11:18:16 Pacific Standard Time

Compound name: 13C5-PFNA

Response Factor: 0.959404

RRF SD: 0.0738389, Relative SD: 7.69633

Response type: Internal Std (Ref 59), Area * (IS Conc. / IS Area)

Curve type: RF

#	Name	Type	Std. Conc	RT	Area	IS Area	Response	Conc.	%Dev	Conc. Flag	CoD	CoD Flag	x=excluded
1	1 180227M1_2	Standard	12.500	4.85	13868.765	14653.332	11.831	12.3	-1.3	NO		NO	bb
2	2 180227M1_3	Standard	12.500	4.84	15664.475	17596.773	11.127	11.6	-7.2	NO		NO	bb
3	3 180227M1_4	Standard	12.500	4.84	15806.176	15916.615	12.413	12.9	3.5	NO		NO	MM
4	4 180227M1_5	Standard	12.500	4.83	13250.253	14115.383	11.734	12.2	-2.2	NO		NO	MM
5	5 180227M1_6	Standard	12.500	4.84	12518.346	14163.941	11.048	11.5	-7.9	NO		NO	MM
6	6 180227M1_7	Standard	12.500	4.84	15692.719	16194.510	12.113	12.6	1.0	NO		NO	bb
7	7 180227M1_8	Standard	12.500	4.84	15434.172	13730.620	14.051	14.6	17.2	NO		NO	bb
8	8 180227M1_9	Standard	12.500	4.84	13082.544	14812.340	11.040	11.5	-7.9	NO		NO	MM
9	9 180227M1_10	Standard	12.500	4.84	14070.608	13798.304	12.747	13.3	6.3	NO		NO	MM
10	10 180227M1_11	Standard	12.500	4.84	12000.793	12689.057	11.822	12.3	-1.4	NO		NO	bb

Compound name: 13C8-PFOSA

Response Factor: 0.307964

RRF SD: 0.0343735, Relative SD: 11.1615

Response type: Internal Std (Ref 62), Area * (IS Conc. / IS Area)

Curve type: RF

#	Name	Type	Std. Conc	RT	Area	IS Area	Response	Conc.	%Dev	Conc. Flag	CoD	CoD Flag	x=excluded
1	1 180227M1_2	Standard	12.500	4.92	5079.123	15234.056	4.168	13.5	8.3	NO		NO	bb
2	2 180227M1_3	Standard	12.500	4.91	4685.668	16003.188	3.660	11.9	-4.9	NO		NO	bb
3	3 180227M1_4	Standard	12.500	4.91	4803.483	15968.087	3.760	12.2	-2.3	NO		NO	MM
4	4 180227M1_5	Standard	12.500	4.90	5478.656	14914.421	4.592	14.9	19.3	NO		NO	bb
5	5 180227M1_6	Standard	12.500	4.90	5086.880	16258.063	3.911	12.7	1.6	NO		NO	bb
6	6 180227M1_7	Standard	12.500	4.91	4554.213	16306.176	3.491	11.3	-9.3	NO		NO	MM
7	7 180227M1_8	Standard	12.500	4.90	4572.856	15863.057	3.603	11.7	-6.4	NO		NO	MM
8	8 180227M1_9	Standard	12.500	4.90	4905.574	13769.287	4.453	14.5	15.7	NO		NO	bb
9	9 180227M1_10	Standard	12.500	4.91	3973.786	13826.850	3.592	11.7	-6.7	NO		NO	bb
10	10 180227M1_11	Standard	12.500	4.90	3544.807	13572.711	3.265	10.6	-15.2	NO		NO	bb

Dataset: F:\Projects\PFAS.PRO\Results\180227M1\180027M1-CRV.qld

Last Altered: Wednesday, February 28, 2018 11:15:07 Pacific Standard Time

Printed: Wednesday, February 28, 2018 11:18:16 Pacific Standard Time

Compound name: 13C8-PFOS

Response Factor: 1.096

RRF SD: 0.104829, Relative SD: 9.56463

Response type: Internal Std (Ref 60), Area * (IS Conc. / IS Area)

Curve type: RF

	# Name	Type	Std. Conc	RT	Area	IS Area	Response	Conc.	%Dev	Conc. Flag	CoD	CoD Flag	x=excluded
1	1 180227M1_2	Standard	12.500	4.93	4269.210	3947.258	13.520	12.3	-1.3	NO		NO	bb
2	2 180227M1_3	Standard	12.500	4.92	4773.244	4228.542	14.110	12.9	3.0	NO		NO	bb
3	3 180227M1_4	Standard	12.500	4.92	4724.643	4010.454	14.726	13.4	7.5	NO		NO	bb
4	4 180227M1_5	Standard	12.500	4.92	3786.971	4195.382	11.283	10.3	-17.6	NO		NO	bb
5	5 180227M1_6	Standard	12.500	4.92	3977.194	3504.775	14.185	12.9	3.5	NO		NO	bb
6	6 180227M1_7	Standard	12.500	4.92	3986.890	3558.898	14.003	12.8	2.2	NO		NO	MM
7	7 180227M1_8	Standard	12.500	4.92	4202.969	3526.735	14.897	13.6	8.7	NO		NO	MM
8	8 180227M1_9	Standard	12.500	4.92	3910.426	4197.047	11.646	10.6	-15.0	NO		NO	bb
9	9 180227M1_10	Standard	12.500	4.92	3235.245	2657.678	15.217	13.9	11.1	NO		NO	bb
10	10 180227M1_11	Standard	12.500	4.92	3232.869	3012.660	13.414	12.2	-2.1	NO		NO	bb

Compound name: 13C2-PFDA

Response Factor: 0.92572

RRF SD: 0.0638306, Relative SD: 6.89524

Response type: Internal Std (Ref 61), Area * (IS Conc. / IS Area)

Curve type: RF

	# Name	Type	Std. Conc	RT	Area	IS Area	Response	Conc.	%Dev	Conc. Flag	CoD	CoD Flag	x=excluded
1	1 180227M1_2	Standard	12.500	5.22	12588.888	12081.235	13.025	14.1	12.6	NO		NO	bb
2	2 180227M1_3	Standard	12.500	5.22	14687.019	15654.240	11.728	12.7	1.3	NO		NO	MM
3	3 180227M1_4	Standard	12.500	5.21	13649.661	14781.490	11.543	12.5	-0.2	NO		NO	bb
4	4 180227M1_5	Standard	12.500	5.21	13724.007	13488.919	12.718	13.7	9.9	NO		NO	MM
5	5 180227M1_6	Standard	12.500	5.21	13239.022	14105.833	11.732	12.7	1.4	NO		NO	bb
6	6 180227M1_7	Standard	12.500	5.21	12490.549	14147.228	11.036	11.9	-4.6	NO		NO	MM
7	7 180227M1_8	Standard	12.500	5.21	13999.570	15800.161	11.075	12.0	-4.3	NO		NO	MM
8	8 180227M1_9	Standard	12.500	5.21	12792.729	13890.076	11.512	12.4	-0.5	NO		NO	bb
9	9 180227M1_10	Standard	12.500	5.21	10100.607	12082.181	10.450	11.3	-9.7	NO		NO	MM
10	10 180227M1_11	Standard	12.500	5.21	10203.114	11705.745	10.895	11.8	-5.8	NO		NO	MM

Dataset: F:\Projects\PFAS.PRO\Results\180227M1\180027M1-CRV.qld

Last Altered: Wednesday, February 28, 2018 11:15:07 Pacific Standard Time
 Printed: Wednesday, February 28, 2018 11:18:16 Pacific Standard Time

Compound name: d3-N-MeFOSAA

Response Factor: 0.358527

RRF SD: 0.0377417, Relative SD: 10.5269

Response type: Internal Std (Ref 62), Area * (IS Conc. / IS Area)

Curve type: RF

	# Name	Type	Std. Conc	RT	Area	IS Area	Response	Conc.	%Dev	Conc. Flag	CoD	CoD Flag	x=excluded
1	1 180227M1_2	Standard	12.500	5.37	5616.638	15234.056	4.609	12.9	2.8	NO		NO	MM
2	2 180227M1_3	Standard	12.500	5.36	5354.282	16003.188	4.182	11.7	-6.7	NO		NO	MM
3	3 180227M1_4	Standard	12.500	5.36	5604.221	15968.087	4.387	12.2	-2.1	NO		NO	MM
4	4 180227M1_5	Standard	12.500	5.36	5028.410	14914.421	4.214	11.8	-6.0	NO		NO	bb
5	5 180227M1_6	Standard	12.500	5.36	5549.750	16258.063	4.267	11.9	-4.8	NO		NO	MM
6	6 180227M1_7	Standard	12.500	5.36	5046.857	16306.176	3.869	10.8	-13.7	NO		NO	bb
7	7 180227M1_8	Standard	12.500	5.36	5986.112	15863.057	4.717	13.2	5.3	NO		NO	bb
8	8 180227M1_9	Standard	12.500	5.36	6199.992	13769.287	5.628	15.7	25.6	NO		NO	bb
9	9 180227M1_10	Standard	12.500	5.36	4823.407	13826.850	4.361	12.2	-2.7	NO		NO	MM
10	10 180227M1_11	Standard	12.500	5.36	4974.992	13572.711	4.582	12.8	2.2	NO		NO	MM

Compound name: d5-N-EtFOSAA

Response Factor: 0.434761

RRF SD: 0.0348697, Relative SD: 8.02043

Response type: Internal Std (Ref 62), Area * (IS Conc. / IS Area)

Curve type: RF

	# Name	Type	Std. Conc	RT	Area	IS Area	Response	Conc.	%Dev	Conc. Flag	CoD	CoD Flag	x=excluded
1	1 180227M1_2	Standard	12.500	5.53	6481.687	15234.056	5.318	12.2	-2.1	NO		NO	bb
2	2 180227M1_3	Standard	12.500	5.52	7017.148	16003.188	5.481	12.6	0.9	NO		NO	MM
3	3 180227M1_4	Standard	12.500	5.52	6851.811	15968.087	5.364	12.3	-1.3	NO		NO	MM
4	4 180227M1_5	Standard	12.500	5.52	7175.643	14914.421	6.014	13.8	10.7	NO		NO	bb
5	5 180227M1_6	Standard	12.500	5.52	7500.553	16258.063	5.767	13.3	6.1	NO		NO	MM
6	6 180227M1_7	Standard	12.500	5.52	6750.415	16306.176	5.175	11.9	-4.8	NO		NO	bb
7	7 180227M1_8	Standard	12.500	5.52	7170.505	15863.057	5.650	13.0	4.0	NO		NO	bd
8	8 180227M1_9	Standard	12.500	5.52	6572.744	13769.287	5.967	13.7	9.8	NO		NO	bb
9	9 180227M1_10	Standard	12.500	5.52	5493.099	13826.850	4.966	11.4	-8.6	NO		NO	bd
10	10 180227M1_11	Standard	12.500	5.51	5041.793	13572.711	4.643	10.7	-14.6	NO		NO	bb

Dataset: F:\Projects\PFAS.PRO\Results\180227M1\180027M1-CRV.qld

Last Altered: Wednesday, February 28, 2018 11:15:07 Pacific Standard Time

Printed: Wednesday, February 28, 2018 11:18:16 Pacific Standard Time

Compound name: 13C2-PFUdA

Response Factor: 1.13777

RRF SD: 0.107094, Relative SD: 9.41258

Response type: Internal Std (Ref 62), Area * (IS Conc. / IS Area)

Curve type: RF

	# Name	Type	Std. Conc	RT	Area	IS Area	Response	Conc.	%Dev	Conc. Flag	CoD	CoD Flag	x=excluded
1	1 180227M1_2	Standard	12.500	5.55	17742.486	15234.056	14.558	12.8	2.4	NO		NO	MM
2	2 180227M1_3	Standard	12.500	5.54	20030.451	16003.188	15.646	13.8	10.0	NO		NO	MM
3	3 180227M1_4	Standard	12.500	5.54	17284.902	15968.087	13.531	11.9	-4.9	NO		NO	bb
4	4 180227M1_5	Standard	12.500	5.53	17678.043	14914.421	14.816	13.0	4.2	NO		NO	MM
5	5 180227M1_6	Standard	12.500	5.53	17539.842	16258.063	13.485	11.9	-5.2	NO		NO	MM
6	6 180227M1_7	Standard	12.500	5.53	16212.922	16306.176	12.429	10.9	-12.6	NO		NO	bb
7	7 180227M1_8	Standard	12.500	5.53	17597.273	15863.057	13.867	12.2	-2.5	NO		NO	MM
8	8 180227M1_9	Standard	12.500	5.53	18186.008	13769.287	16.510	14.5	16.1	NO		NO	MM
9	9 180227M1_10	Standard	12.500	5.54	16601.443	13826.850	15.008	13.2	5.5	NO		NO	bb
10	10 180227M1_11	Standard	12.500	5.53	13434.172	13572.711	12.372	10.9	-13.0	NO		NO	MM

Compound name: 13C2-PFDoA

Response Factor: 1.05865

RRF SD: 0.0902307, Relative SD: 8.52316

Response type: Internal Std (Ref 62), Area * (IS Conc. / IS Area)

Curve type: RF

	# Name	Type	Std. Conc	RT	Area	IS Area	Response	Conc.	%Dev	Conc. Flag	CoD	CoD Flag	x=excluded
1	1 180227M1_2	Standard	12.500	5.83	15843.614	15234.056	13.000	12.3	-1.8	NO		NO	MM
2	2 180227M1_3	Standard	12.500	5.82	16036.967	16003.188	12.526	11.8	-5.3	NO		NO	MM
3	3 180227M1_4	Standard	12.500	5.82	19454.689	15968.087	15.229	14.4	15.1	NO		NO	MM
4	4 180227M1_5	Standard	12.500	5.82	15653.410	14914.421	13.119	12.4	-0.9	NO		NO	MM
5	5 180227M1_6	Standard	12.500	5.82	15731.971	16258.063	12.096	11.4	-8.6	NO		NO	MM
6	6 180227M1_7	Standard	12.500	5.82	15024.864	16306.176	11.518	10.9	-13.0	NO		NO	MM
7	7 180227M1_8	Standard	12.500	5.82	18188.592	15863.057	14.333	13.5	8.3	NO		NO	MM
8	8 180227M1_9	Standard	12.500	5.82	14964.458	13769.287	13.585	12.8	2.7	NO		NO	MM
9	9 180227M1_10	Standard	12.500	5.82	15756.785	13826.850	14.245	13.5	7.6	NO		NO	MM
10	10 180227M1_11	Standard	12.500	5.82	13769.033	13572.711	12.681	12.0	-4.2	NO		NO	MM

Dataset: F:\Projects\PFAS.PRO\Results\180227M1\180027M1-CRV.qld

Last Altered: Wednesday, February 28, 2018 11:15:07 Pacific Standard Time
 Printed: Wednesday, February 28, 2018 11:18:16 Pacific Standard Time

Compound name: d3-N-MeFOSA

Response Factor: 0.150902

RRF SD: 0.0090526, Relative SD: 5.99901

Response type: Internal Std (Ref 62), Area * (IS Conc. / IS Area)

Curve type: RF

	# Name	Type	Std. Conc	RT	Area	IS Area	Response	Conc.	%Dev	Conc. Flag	CoD	CoD Flag	x=excluded
1	1 180227M1_2	Standard	150.000	6.04	28572.682	15234.056	23.445	155.4	3.6	NO		NO	MM
2	2 180227M1_3	Standard	150.000	6.03	29262.326	16003.188	22.857	151.5	1.0	NO		NO	MM
3	3 180227M1_4	Standard	150.000	6.03	30996.006	15968.087	24.264	160.8	7.2	NO		NO	MM
4	4 180227M1_5	Standard	150.000	6.03	28178.717	14914.421	23.617	156.5	4.3	NO		NO	MM
5	5 180227M1_6	Standard	150.000	6.03	28356.631	16258.063	21.802	144.5	-3.7	NO		NO	bb
6	6 180227M1_7	Standard	150.000	6.03	25582.801	16306.176	19.611	130.0	-13.4	NO		NO	MM
7	7 180227M1_8	Standard	150.000	6.03	27206.578	15863.057	21.439	142.1	-5.3	NO		NO	MM
8	8 180227M1_9	Standard	150.000	6.03	25926.713	13769.287	23.537	156.0	4.0	NO		NO	MM
9	9 180227M1_10	Standard	150.000	6.03	25512.012	13826.850	23.064	152.8	1.9	NO		NO	MM
10	10 180227M1_11	Standard	150.000	6.03	24667.188	13572.711	22.718	150.5	0.4	NO		NO	MM

Compound name: 13C2-PFTeDA

Response Factor: 0.483802

RRF SD: 0.0625342, Relative SD: 12.9256

Response type: Internal Std (Ref 62), Area * (IS Conc. / IS Area)

Curve type: RF

	# Name	Type	Std. Conc	RT	Area	IS Area	Response	Conc.	%Dev	Conc. Flag	CoD	CoD Flag	x=excluded
1	1 180227M1_2	Standard	12.500	6.29	6794.941	15234.056	5.575	11.5	-7.8	NO		NO	MM
2	2 180227M1_3	Standard	12.500	6.29	6965.842	16003.188	5.441	11.2	-10.0	NO		NO	MM
3	3 180227M1_4	Standard	12.500	6.28	7300.396	15968.087	5.715	11.8	-5.5	NO		NO	MM
4	4 180227M1_5	Standard	12.500	6.28	7174.022	14914.421	6.013	12.4	-0.6	NO		NO	MM
5	5 180227M1_6	Standard	12.500	6.28	7288.365	16258.063	5.604	11.6	-7.3	NO		NO	MM
6	6 180227M1_7	Standard	12.500	6.28	6893.246	16306.176	5.284	10.9	-12.6	NO		NO	MM
7	7 180227M1_8	Standard	12.500	6.28	7012.007	15863.057	5.525	11.4	-8.6	NO		NO	MM
8	8 180227M1_9	Standard	12.500	6.28	7390.643	13769.287	6.709	13.9	10.9	NO		NO	MM!
9	9 180227M1_10	Standard	12.500	6.28	7779.816	13826.850	7.033	14.5	16.3	NO		NO	MM
10	10 180227M1_11	Standard	12.500	6.28	8225.573	13572.711	7.575	15.7	25.3	NO		NO	bb

Dataset: F:\Projects\PFAS.PRO\Results\180227M1\180027M1-CRV.qld

Last Altered: Wednesday, February 28, 2018 11:15:07 Pacific Standard Time

Printed: Wednesday, February 28, 2018 11:18:16 Pacific Standard Time

Compound name: d5-N-ETFOSA

Response Factor: 0.214961

RRF SD: 0.0144314, Relative SD: 6.71347

Response type: Internal Std (Ref 62), Area * (IS Conc. / IS Area)

Curve type: RF

	# Name	Type	Std. Conc	RT	Area	IS Area	Response	Conc.	%Dev	Conc. Flag	CoD	CoD Flag	x=excluded
1	1 180227M1_2	Standard	150.000	6.42	42081.684	15234.056	34.529	160.6	7.1	NO		NO	MM
2	2 180227M1_3	Standard	150.000	6.42	42509.617	16003.188	33.204	154.5	3.0	NO		NO	MM
3	3 180227M1_4	Standard	150.000	6.41	41733.316	15968.087	32.669	152.0	1.3	NO		NO	bb
4	4 180227M1_5	Standard	150.000	6.41	40164.898	14914.421	33.663	156.6	4.4	NO		NO	MM
5	5 180227M1_6	Standard	150.000	6.41	41638.094	16258.063	32.013	148.9	-0.7	NO		NO	MM
6	6 180227M1_7	Standard	150.000	6.41	39625.715	16306.176	30.376	141.3	-5.8	NO		NO	MM
7	7 180227M1_8	Standard	150.000	6.41	39659.684	15863.057	31.252	145.4	-3.1	NO		NO	MM
8	8 180227M1_9	Standard	150.000	6.41	38967.379	13769.287	35.375	164.6	9.7	NO		NO	MM
9	9 180227M1_10	Standard	150.000	6.42	34802.699	13826.850	31.463	146.4	-2.4	NO		NO	MM
10	10 180227M1_11	Standard	150.000	6.41	30291.289	13572.711	27.897	129.8	-13.5	NO		NO	MM

Compound name: 13C2-PFHxDA

Response Factor: 0.741197

RRF SD: 0.107139, Relative SD: 14.4548

Response type: Internal Std (Ref 62), Area * (IS Conc. / IS Area)

Curve type: RF

	# Name	Type	Std. Conc	RT	Area	IS Area	Response	Conc.	%Dev	Conc. Flag	CoD	CoD Flag	x=excluded
1	1 180227M1_2	Standard	5.000	6.61	3790.550	15234.056	3.110	4.2	-16.1	NO		NO	MM
2	2 180227M1_3	Standard	5.000	6.61	4457.731	16003.188	3.482	4.7	-6.0	NO		NO	MM
3	3 180227M1_4	Standard	5.000	6.61	4437.522	15968.087	3.474	4.7	-6.3	NO		NO	bb
4	4 180227M1_5	Standard	5.000	6.61	4074.090	14914.421	3.415	4.6	-7.9	NO		NO	MM
5	5 180227M1_6	Standard	5.000	6.61	4304.283	16258.063	3.309	4.5	-10.7	NO		NO	bb
6	6 180227M1_7	Standard	5.000	6.61	4550.631	16306.176	3.488	4.7	-5.9	NO		NO	bb
7	7 180227M1_8	Standard	5.000	6.61	4600.111	15863.057	3.625	4.9	-2.2	NO		NO	MM
8	8 180227M1_9	Standard	5.000	6.61	4233.522	13769.287	3.843	5.2	3.7	NO		NO	MM
9	9 180227M1_10	Standard	5.000	6.61	5173.400	13826.850	4.677	6.3	26.2	NO		NO	MM
10	10 180227M1_11	Standard	5.000	6.61	5034.409	13572.711	4.637	6.3	25.1	NO		NO	MM

Dataset: F:\Projects\PFAS.PRO\Results\180227M1\180027M1-CRV.qld

Last Altered: Wednesday, February 28, 2018 11:15:07 Pacific Standard Time
 Printed: Wednesday, February 28, 2018 11:18:16 Pacific Standard Time

Compound name: d7-N-MeFOSE

Response Factor: 0.186262

RRF SD: 0.0138024, Relative SD: 7.41019

Response type: Internal Std (Ref 62), Area * (IS Conc. / IS Area)

Curve type: RF

	# Name	Type	Std. Conc	RT	Area	IS Area	Response	Conc.	%Dev	Conc. Flag	CoD	CoD Flag	x=excluded
1	1 180227M1_2	Standard	150.000	6.52	36896.480	15234.056	30.275	162.5	8.4	NO		NO	MM
2	2 180227M1_3	Standard	150.000	6.51	38795.688	16003.188	30.303	162.7	8.5	NO		NO	MM
3	3 180227M1_4	Standard	150.000	6.51	36674.637	15968.087	28.709	154.1	2.8	NO		NO	MM
4	4 180227M1_5	Standard	150.000	6.51	31031.521	14914.421	26.008	139.6	-6.9	NO		NO	MM
5	5 180227M1_6	Standard	150.000	6.51	32074.934	16258.063	24.661	132.4	-11.7	NO		NO	MM
6	6 180227M1_7	Standard	150.000	6.51	35391.883	16306.176	27.131	145.7	-2.9	NO		NO	MM
7	7 180227M1_8	Standard	150.000	6.51	35410.574	15863.057	27.903	149.8	-0.1	NO		NO	MM
8	8 180227M1_9	Standard	150.000	6.51	32296.320	13769.287	29.319	157.4	4.9	NO		NO	MM
9	9 180227M1_10	Standard	150.000	6.51	32887.648	13826.850	29.732	159.6	6.4	NO		NO	MM
10	10 180227M1_11	Standard	150.000	6.51	27527.945	13572.711	25.352	136.1	-9.3	NO		NO	MM

Compound name: d9-N-EtFOSE

Response Factor: 0.159211

RRF SD: 0.0130345, Relative SD: 8.18697

Response type: Internal Std (Ref 62), Area * (IS Conc. / IS Area)

Curve type: RF

	# Name	Type	Std. Conc	RT	Area	IS Area	Response	Conc.	%Dev	Conc. Flag	CoD	CoD Flag	x=excluded
1	1 180227M1_2	Standard	150.000	6.66	29576.838	15234.056	24.269	152.4	1.6	NO		NO	MM
2	2 180227M1_3	Standard	150.000	6.66	32666.223	16003.188	25.515	160.3	6.8	NO		NO	MM
3	3 180227M1_4	Standard	150.000	6.66	26922.959	15968.087	21.076	132.4	-11.7	NO		NO	MM
4	4 180227M1_5	Standard	150.000	6.65	29601.598	14914.421	24.810	155.8	3.9	NO		NO	MM
5	5 180227M1_6	Standard	150.000	6.65	28827.805	16258.063	22.164	139.2	-7.2	NO		NO	MM
6	6 180227M1_7	Standard	150.000	6.65	29622.775	16306.176	22.708	142.6	-4.9	NO		NO	MM
7	7 180227M1_8	Standard	150.000	6.65	26987.734	15863.057	21.266	133.6	-11.0	NO		NO	MM
8	8 180227M1_9	Standard	150.000	6.66	29490.340	13769.287	26.772	168.2	12.1	NO		NO	MM
9	9 180227M1_10	Standard	150.000	6.65	28192.508	13826.850	25.487	160.1	6.7	NO		NO	MM
10	10 180227M1_11	Standard	150.000	6.65	26873.332	13572.711	24.749	155.5	3.6	NO		NO	MM

Dataset: F:\Projects\PFAS.PRO\Results\180227M1\180027M1-CRV.qld

Last Altered: Wednesday, February 28, 2018 11:15:07 Pacific Standard Time
 Printed: Wednesday, February 28, 2018 11:18:16 Pacific Standard Time

Compound name: 13C4-PFBA

Response Factor: 1

RRF SD: 9.79125e-017, Relative SD: 9.79125e-015

Response type: Internal Std (Ref 55), Area * (IS Conc. / IS Area)

Curve type: RF

	# Name	Type	Std. Conc	RT	Area	IS Area	Response	Conc.	%Dev	Conc. Flag	CoD	CoD Flag	x=excluded
1	1 180227M1_2	Standard	12.500	1.55	14955.334	14955.334	12.500	12.5	0.0	NO		NO	bb
2	2 180227M1_3	Standard	12.500	1.55	15070.472	15070.472	12.500	12.5	0.0	NO		NO	bb
3	3 180227M1_4	Standard	12.500	1.54	15698.706	15698.706	12.500	12.5	0.0	NO		NO	MM
4	4 180227M1_5	Standard	12.500	1.54	14967.670	14967.670	12.500	12.5	0.0	NO		NO	MM
5	5 180227M1_6	Standard	12.500	1.54	15213.537	15213.537	12.500	12.5	0.0	NO		NO	bb
6	6 180227M1_7	Standard	12.500	1.54	14943.754	14943.754	12.500	12.5	0.0	NO		NO	bb
7	7 180227M1_8	Standard	12.500	1.54	15030.710	15030.710	12.500	12.5	0.0	NO		NO	bb
8	8 180227M1_9	Standard	12.500	1.54	14595.577	14595.577	12.500	12.5	0.0	NO		NO	bb
9	9 180227M1_10	Standard	12.500	1.54	14273.360	14273.360	12.500	12.5	0.0	NO		NO	bb
10	10 180227M1_11	Standard	12.500	1.54	13625.888	13625.888	12.500	12.5	0.0	NO		NO	MM

Compound name: 13C5-PFHxA

Response Factor: 1

RRF SD: 7.40149e-017, Relative SD: 7.40149e-015

Response type: Internal Std (Ref 56), Area * (IS Conc. / IS Area)

Curve type: RF

	# Name	Type	Std. Conc	RT	Area	IS Area	Response	Conc.	%Dev	Conc. Flag	CoD	CoD Flag	x=excluded
1	1 180227M1_2	Standard	12.500	3.28	14775.564	14775.564	12.500	12.5	0.0	NO		NO	MM
2	2 180227M1_3	Standard	12.500	3.27	17782.404	17782.404	12.500	12.5	0.0	NO		NO	MM
3	3 180227M1_4	Standard	12.500	3.27	16995.340	16995.340	12.500	12.5	0.0	NO		NO	MM
4	4 180227M1_5	Standard	12.500	3.26	14868.946	14868.946	12.500	12.5	0.0	NO		NO	MM
5	5 180227M1_6	Standard	12.500	3.26	16385.635	16385.635	12.500	12.5	0.0	NO		NO	MM
6	6 180227M1_7	Standard	12.500	3.26	15547.642	15547.642	12.500	12.5	0.0	NO		NO	MM
7	7 180227M1_8	Standard	12.500	3.26	16332.258	16332.258	12.500	12.5	0.0	NO		NO	MM
8	8 180227M1_9	Standard	12.500	3.26	14929.529	14929.529	12.500	12.5	0.0	NO		NO	MM
9	9 180227M1_10	Standard	12.500	3.26	13428.792	13428.792	12.500	12.5	0.0	NO		NO	MM
10	10 180227M1_11	Standard	12.500	3.26	12464.763	12464.763	12.500	12.5	0.0	NO		NO	MM

Dataset: F:\Projects\PFAS.PRO\Results\180227M1\180027M1-CRV.qld

Last Altered: Wednesday, February 28, 2018 11:15:07 Pacific Standard Time
 Printed: Wednesday, February 28, 2018 11:18:16 Pacific Standard Time

Compound name: 13C3-PFHxS

Response Factor: 1

RRF SD: 7.40149e-017, Relative SD: 7.40149e-015

Response type: Internal Std (Ref 57), Area * (IS Conc. / IS Area)

Curve type: RF

#	Name	Type	Std. Conc	RT	Area	IS Area	Response	Conc.	%Dev	Conc. Flag	CoD	CoD Flag	x=excluded
1	1 180227M1_2	Standard	12.500	4.04	4563.581	4563.581	12.500	12.5	0.0	NO		NO	bb
2	2 180227M1_3	Standard	12.500	4.03	3777.150	3777.150	12.500	12.5	0.0	NO		NO	MM
3	3 180227M1_4	Standard	12.500	4.03	3911.015	3911.015	12.500	12.5	0.0	NO		NO	bb
4	4 180227M1_5	Standard	12.500	4.03	3947.558	3947.558	12.500	12.5	0.0	NO		NO	bb
5	5 180227M1_6	Standard	12.500	4.03	3997.585	3997.585	12.500	12.5	0.0	NO		NO	bb
6	6 180227M1_7	Standard	12.500	4.03	4090.132	4090.132	12.500	12.5	0.0	NO		NO	bb
7	7 180227M1_8	Standard	12.500	4.03	4196.691	4196.691	12.500	12.5	0.0	NO		NO	bb
8	8 180227M1_9	Standard	12.500	4.03	3876.215	3876.215	12.500	12.5	0.0	NO		NO	bb
9	9 180227M1_10	Standard	12.500	4.03	3489.526	3489.526	12.500	12.5	0.0	NO		NO	bb
10	10 180227M1_11	Standard	12.500	4.03	3064.422	3064.422	12.500	12.5	0.0	NO		NO	bb

Compound name: 13C8-PFOA

Response Factor: 1

RRF SD: 7.40149e-017, Relative SD: 7.40149e-015

Response type: Internal Std (Ref 58), Area * (IS Conc. / IS Area)

Curve type: RF

#	Name	Type	Std. Conc	RT	Area	IS Area	Response	Conc.	%Dev	Conc. Flag	CoD	CoD Flag	x=excluded
1	1 180227M1_2	Standard	12.500	4.42	8554.903	8554.903	12.500	12.5	0.0	NO		NO	MM
2	2 180227M1_3	Standard	12.500	4.41	9314.739	9314.739	12.500	12.5	0.0	NO		NO	MM
3	3 180227M1_4	Standard	12.500	4.41	9588.793	9588.793	12.500	12.5	0.0	NO		NO	MM
4	4 180227M1_5	Standard	12.500	4.40	9816.284	9816.284	12.500	12.5	0.0	NO		NO	MM
5	5 180227M1_6	Standard	12.500	4.40	9264.963	9264.963	12.500	12.5	0.0	NO		NO	MM
6	6 180227M1_7	Standard	12.500	4.40	9951.991	9951.991	12.500	12.5	0.0	NO		NO	bb
7	7 180227M1_8	Standard	12.500	4.40	10042.869	10042.869	12.500	12.5	0.0	NO		NO	bb
8	8 180227M1_9	Standard	12.500	4.40	10139.244	10139.244	12.500	12.5	0.0	NO		NO	bb
9	9 180227M1_10	Standard	12.500	4.40	10184.008	10184.008	12.500	12.5	0.0	NO		NO	bd
10	10 180227M1_11	Standard	12.500	4.40	8481.604	8481.604	12.500	12.5	0.0	NO		NO	bb

Dataset: F:\Projects\PFAS.PRO\Results\180227M1\180027M1-CRV.qld

Last Altered: Wednesday, February 28, 2018 11:15:07 Pacific Standard Time
 Printed: Wednesday, February 28, 2018 11:18:16 Pacific Standard Time

Compound name: 13C9-PFNA

Response Factor: 1

RRF SD: 8.27511e-017, Relative SD: 8.27511e-015

Response type: Internal Std (Ref 59), Area * (IS Conc. / IS Area)

Curve type: RF

#	Name	Type	Std. Conc	RT	Area	IS Area	Response	Conc.	%Dev	Conc. Flag	CoD	CoD Flag	x=excluded
1	1 180227M1_2	Standard	12.500	4.85	14653.332	14653.332	12.500	12.5	0.0	NO		NO	MM
2	2 180227M1_3	Standard	12.500	4.84	17596.773	17596.773	12.500	12.5	0.0	NO		NO	MM
3	3 180227M1_4	Standard	12.500	4.84	15916.615	15916.615	12.500	12.5	0.0	NO		NO	MM
4	4 180227M1_5	Standard	12.500	4.83	14115.383	14115.383	12.500	12.5	0.0	NO		NO	bb
5	5 180227M1_6	Standard	12.500	4.84	14163.941	14163.941	12.500	12.5	0.0	NO		NO	MM
6	6 180227M1_7	Standard	12.500	4.84	16194.510	16194.510	12.500	12.5	0.0	NO		NO	MM
7	7 180227M1_8	Standard	12.500	4.84	13730.620	13730.620	12.500	12.5	0.0	NO		NO	bb
8	8 180227M1_9	Standard	12.500	4.84	14812.340	14812.340	12.500	12.5	0.0	NO		NO	bd
9	9 180227M1_10	Standard	12.500	4.84	13798.304	13798.304	12.500	12.5	0.0	NO		NO	bd
10	10 180227M1_11	Standard	12.500	4.84	12689.057	12689.057	12.500	12.5	0.0	NO		NO	MM

Compound name: 13C4-PFOS

Response Factor: 1

RRF SD: 3.70074e-017, Relative SD: 3.70074e-015

Response type: Internal Std (Ref 60), Area * (IS Conc. / IS Area)

Curve type: RF

#	Name	Type	Std. Conc	RT	Area	IS Area	Response	Conc.	%Dev	Conc. Flag	CoD	CoD Flag	x=excluded
1	1 180227M1_2	Standard	12.500	4.93	3947.258	3947.258	12.500	12.5	0.0	NO		NO	bb
2	2 180227M1_3	Standard	12.500	4.92	4228.542	4228.542	12.500	12.5	0.0	NO		NO	bb
3	3 180227M1_4	Standard	12.500	4.92	4010.454	4010.454	12.500	12.5	0.0	NO		NO	MM
4	4 180227M1_5	Standard	12.500	4.92	4195.382	4195.382	12.500	12.5	0.0	NO		NO	bb
5	5 180227M1_6	Standard	12.500	4.92	3504.775	3504.775	12.500	12.5	0.0	NO		NO	MM
6	6 180227M1_7	Standard	12.500	4.92	3558.898	3558.898	12.500	12.5	0.0	NO		NO	MM
7	7 180227M1_8	Standard	12.500	4.92	3526.735	3526.735	12.500	12.5	0.0	NO		NO	MM
8	8 180227M1_9	Standard	12.500	4.92	4197.047	4197.047	12.500	12.5	0.0	NO		NO	bb
9	9 180227M1_10	Standard	12.500	4.92	2657.678	2657.678	12.500	12.5	0.0	NO		NO	MM
10	10 180227M1_11	Standard	12.500	4.92	3012.660	3012.660	12.500	12.5	0.0	NO		NO	bb

Dataset: F:\Projects\PFAS.PRO\Results\180227M1\180027M1-CRV.qld

Last Altered: Wednesday, February 28, 2018 11:15:07 Pacific Standard Time
 Printed: Wednesday, February 28, 2018 11:18:16 Pacific Standard Time

Compound name: 13C6-PFDA

Response Factor: 1

RRF SD: 1.04673e-016, Relative SD: 1.04673e-014

Response type: Internal Std (Ref 61), Area * (IS Conc. / IS Area)

Curve type: RF

#	Name	Type	Std. Conc	RT	Area	IS Area	Response	Conc.	%Dev	Conc. Flag	CoD	CoD Flag	x=excluded
1	1 180227M1_2	Standard	12.500	5.22	12081.235	12081.235	12.500	12.5	0.0	NO		NO	MM
2	2 180227M1_3	Standard	12.500	5.21	15654.240	15654.240	12.500	12.5	0.0	NO		NO	bb
3	3 180227M1_4	Standard	12.500	5.21	14781.490	14781.490	12.500	12.5	0.0	NO		NO	MM
4	4 180227M1_5	Standard	12.500	5.21	13488.919	13488.919	12.500	12.5	0.0	NO		NO	MM
5	5 180227M1_6	Standard	12.500	5.21	14105.833	14105.833	12.500	12.5	0.0	NO		NO	MM
6	6 180227M1_7	Standard	12.500	5.21	14147.228	14147.228	12.500	12.5	0.0	NO		NO	bb
7	7 180227M1_8	Standard	12.500	5.21	15800.161	15800.161	12.500	12.5	0.0	NO		NO	MM
8	8 180227M1_9	Standard	12.500	5.21	13890.076	13890.076	12.500	12.5	0.0	NO		NO	bb
9	9 180227M1_10	Standard	12.500	5.21	12082.181	12082.181	12.500	12.5	0.0	NO		NO	MM
10	10 180227M1_11	Standard	12.500	5.21	11705.745	11705.745	12.500	12.5	0.0	NO		NO	MM

Compound name: 13C7-PFUdA

Response Factor: 1

RRF SD: 9.79125e-017, Relative SD: 9.79125e-015

Response type: Internal Std (Ref 62), Area * (IS Conc. / IS Area)

Curve type: RF

#	Name	Type	Std. Conc	RT	Area	IS Area	Response	Conc.	%Dev	Conc. Flag	CoD	CoD Flag	x=excluded
1	1 180227M1_2	Standard	12.500	5.54	15234.056	15234.056	12.500	12.5	0.0	NO		NO	bb
2	2 180227M1_3	Standard	12.500	5.54	16003.188	16003.188	12.500	12.5	0.0	NO		NO	MM
3	3 180227M1_4	Standard	12.500	5.54	15968.087	15968.087	12.500	12.5	0.0	NO		NO	bb
4	4 180227M1_5	Standard	12.500	5.53	14914.421	14914.421	12.500	12.5	0.0	NO		NO	bb
5	5 180227M1_6	Standard	12.500	5.54	16258.063	16258.063	12.500	12.5	0.0	NO		NO	MM
6	6 180227M1_7	Standard	12.500	5.53	16306.176	16306.176	12.500	12.5	0.0	NO		NO	bb
7	7 180227M1_8	Standard	12.500	5.54	15863.057	15863.057	12.500	12.5	0.0	NO		NO	MM
8	8 180227M1_9	Standard	12.500	5.53	13769.287	13769.287	12.500	12.5	0.0	NO		NO	MM
9	9 180227M1_10	Standard	12.500	5.54	13826.850	13826.850	12.500	12.5	0.0	NO		NO	bb
10	10 180227M1_11	Standard	12.500	5.53	13572.711	13572.711	12.500	12.5	0.0	NO		NO	MM

Dataset: F:\Projects\PFAS.PRO\Results\180227M1\180027M1-CRV.qld

Last Altered: Wednesday, February 28, 2018 11:15:07 Pacific Standard Time
Printed: Wednesday, February 28, 2018 11:18:16 Pacific Standard Time

Method: F:\Projects\PFAS.PRO\MethDB\PFAS_FULL_80C_022718.mdb 28 Feb 2018 09:22:07
Calibration: F:\Projects\PFAS.PRO\CurveDB\C18_VAL-PFAS_Q4_02-27-18-FULL.cdb 28 Feb 2018 11:15:07

Name: 180227M1_2, Date: 27-Feb-2018, Time: 19:30:40, ID: ST180227M1-1 PFC CS-2 18B2312, Description: PFC CS-2 18B2312

#	Name	IS#	CoD	CoD Flag	%RSD
1	1 PFBA	34	0.9999	NO	
2	2 PFPeA	35	0.9998	NO	
3	3 PFBS	36	0.9996	NO	
4	4 4:2 FTS	36	0.9986	NO	
5	5 PFHxA	37	0.9986	NO	
6	6 PFPeS	36	0.9994	NO	
7	7 PFHpA	38	0.9987	NO	
8	8 L-PFHxS	39	0.9984	NO	
9	10 6:2 FTS	40	0.9996	NO	
10	11 L-PFOA	40	0.9995	NO	
11	13 PFHpS	40	0.9989	NO	
12	14 PFNA	41	0.9975	NO	
13	15 PFOSA	42	0.9988	NO	
14	16 L-PFOS	43	0.9990	NO	
15	18 PFDA	44	0.9997	NO	
16	19 8:2 FTS	40	0.9938	NO	
17	20 PFNS	43	0.9995	NO	
18	21 N-MeFOSAA	45	0.9974	NO	
19	22 N-EtFOSAA	46	0.9995	NO	
20	23 PFUdA	47	0.9977	NO	
21	24 PFDS	47	0.9989	NO	
22	25 PFDoA	48	0.9995	NO	
23	26 N-MeFOSA	49	0.9963	NO	
24	27 PFTTrDA	48	0.9930	NO	
25	28 PFTeDA	50	0.9985	NO	
26	29 N-EtFOSA	51	0.9997	NO	
27	30 PFHxDA	52	0.9953	NO	
28	31 PFODA	52	0.9963	NO	
29	32 N-MeFOSE	53	0.9956	NO	
30	33 N-EtFOSE	54	0.9996	NO	
31	34 13C3-PFBA	55		NO	2.303

Dataset: F:\Projects\PFAS.PRO\Results\180227M1\180027M1-CRV.qld

Last Altered: Wednesday, February 28, 2018 11:15:07 Pacific Standard Time

Printed: Wednesday, February 28, 2018 11:18:16 Pacific Standard Time

Name: 180227M1_2, Date: 27-Feb-2018, Time: 19:30:40, ID: ST180227M1-1 PFC CS-2 18B2312, Description: PFC CS-2 18B2312

#	Name	IS#	CoD	CoD Flag	%RSD
32	35 13C3-PFPeA	56		NO	5.279
33	36 13C3-PFBS	56		NO	7.484
34	37 13C2-PFHxA	56		NO	7.658
35	38 13C4-PFHpA	56		NO	6.709
36	39 18O2-PFHxS	57		NO	8.938
37	40 13C2-PFOA	58		NO	6.201
38	41 13C5-PFNA	59		NO	7.696
39	42 13C8-PFOSA	62		NO	11.162
40	43 13C8-PFOS	60		NO	9.565
41	44 13C2-PFDA	61		NO	6.895
42	45 d3-N-MeFOSAA	62		NO	10.527
43	46 d5-N-EtFOSAA	62		NO	8.020
44	47 13C2-PFUdA	62		NO	9.413
45	48 13C2-PFDoA	62		NO	8.523
46	49 d3-N-MeFOSA	62		NO	5.999
47	50 13C2-PFTeDA	62		NO	12.926
48	51 d5-N-ETFOSA	62		NO	6.713
49	52 13C2-PFHxDA	62		NO	14.455
50	53 d7-N-MeFOSE	62		NO	7.410
51	54 d9-N-EtFOSE	62		NO	8.187
52	55 13C4-PFBA	55		NO	0.000
53	56 13C5-PFHxA	56		NO	0.000
54	57 13C3-PFHxS	57		NO	0.000
55	58 13C8-PFOA	58		NO	0.000
56	59 13C9-PFNA	59		NO	0.000
57	60 13C4-PFOS	60		NO	0.000
58	61 13C6-PFDA	61		NO	0.000
59	62 13C7-PFUdA	62		NO	0.000

Vista Analytical Laboratory

Dataset: Untitled

Last Altered: Wednesday, February 28, 2018 12:01:26 Pacific Standard Time

Printed: Wednesday, February 28, 2018 12:01:42 Pacific Standard Time

Method: F:\Projects\PFAS.PRO\MethDB\PFAS_FULL_80C_022718.mdb 28 Feb 2018 09:22:07

Calibration: F:\Projects\PFAS.PRO\CurveDB\C18_VAL-PFAS_Q4_02-27-18-FULL.cdb 28 Feb 2018 11:20:16

Compound name: PFBA

	Name	ID	Acq.Date	Acq.Time
1	180227M1_1	IPA	27-Feb-18	19:19:16
2	180227M1_2	ST180227M1-1 PFC CS-2 18B2312	27-Feb-18	19:30:40
3	180227M1_3	ST180227M1-2 PFC CS-1 18B2313	27-Feb-18	19:42:07
4	180227M1_4	ST180227M1-3 PFC CS0 18B2314	27-Feb-18	19:53:34
5	180227M1_5	ST180227M1-4 PFC CS1 18B2315	27-Feb-18	20:05:03
6	180227M1_6	ST180227M1-5 PFC CS2 18B2316	27-Feb-18	20:16:34
7	180227M1_7	ST180227M1-6 PFC CS3 18B2317	27-Feb-18	20:28:00
8	180227M1_8	ST180227M1-7 PFC CS4 18B2318	27-Feb-18	20:39:30
9	180227M1_9	ST180227M1-8 PFC CS5 18B2319	27-Feb-18	20:51:00
10	180227M1_10	ST180227M1-9 PFC CS6 18B2320	27-Feb-18	21:02:27
11	180227M1_11	ST180227M1-10 PFC CS7 18B2321	27-Feb-18	21:13:56
12	180227M1_12	IPA	27-Feb-18	21:25:26
13	180227M1_13	ICV180227M1-1 PFC ICV 18B2311	27-Feb-18	21:36:56
14	180227M1_14	IPA	27-Feb-18	21:48:26

Dataset: F:\Projects\PFAS.PRO\Results\180227M1\180027M1-CRV.qld

Last Altered: Wednesday, February 28, 2018 11:20:16 Pacific Standard Time

Printed: Wednesday, February 28, 2018 11:20:36 Pacific Standard Time

Method: F:\Projects\PFAS.PRO\MethDB\PFAS_FULL_80C_022718.mdb 28 Feb 2018 09:22:07

Calibration: F:\Projects\PFAS.PRO\CurveDB\C18_VAL-PFAS_Q4_02-27-18-FULL.cdb 28 Feb 2018 11:20:16

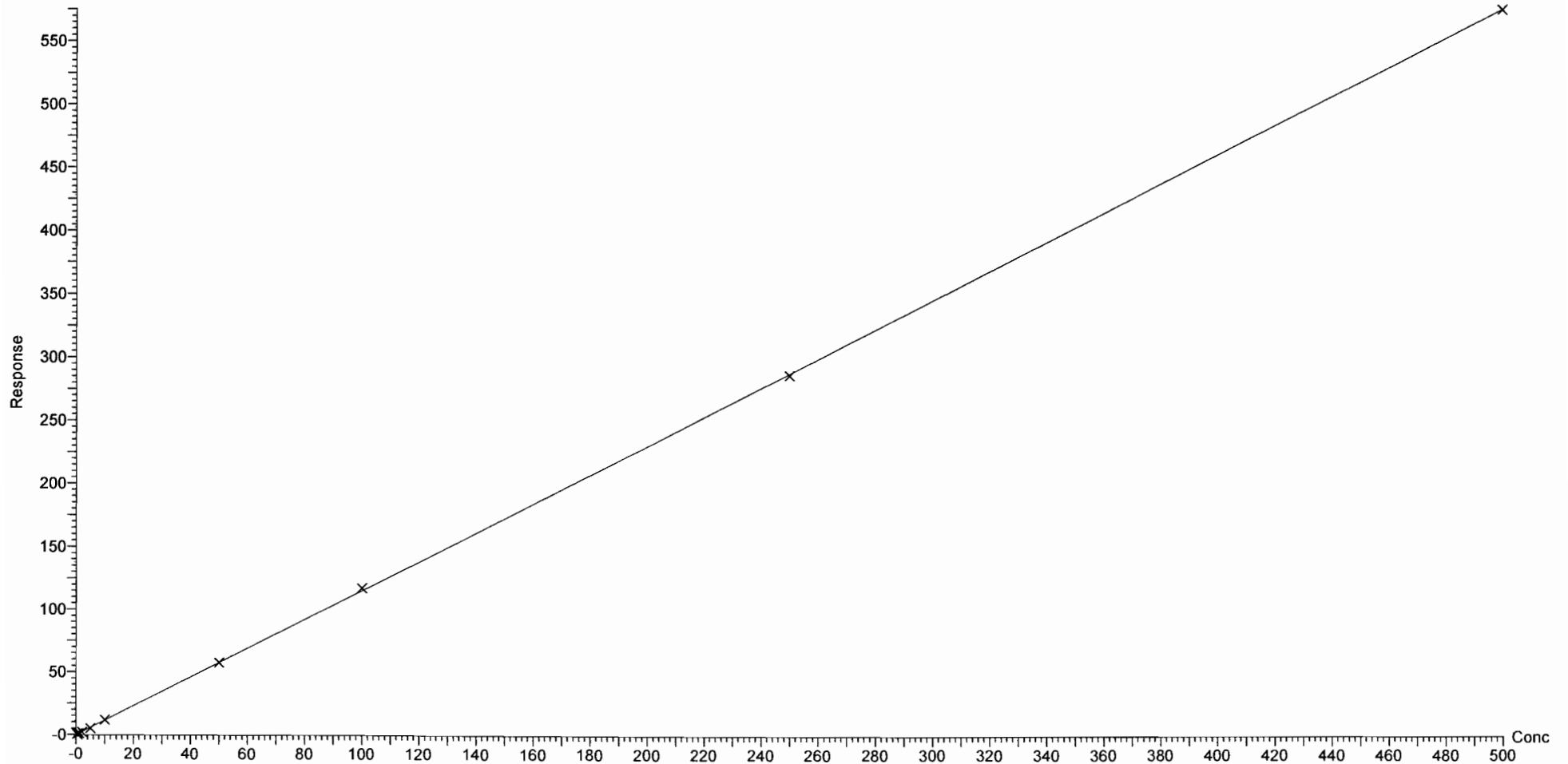
Compound name: PFBA

Correlation coefficient: $r = 0.999933$, $r^2 = 0.999866$

Calibration curve: $1.15034 * x + -0.0290428$

Response type: Internal Std (Ref 34), Area * (IS Conc. / IS Area)

Curve type: Linear, Origin: Include, Weighting: 1/x, Axis trans: None



Dataset: F:\Projects\PFAS.PRO\Results\180227M1\180027M1-CRV.qld

Last Altered: Wednesday, February 28, 2018 11:20:16 Pacific Standard Time
Printed: Wednesday, February 28, 2018 11:20:36 Pacific Standard Time

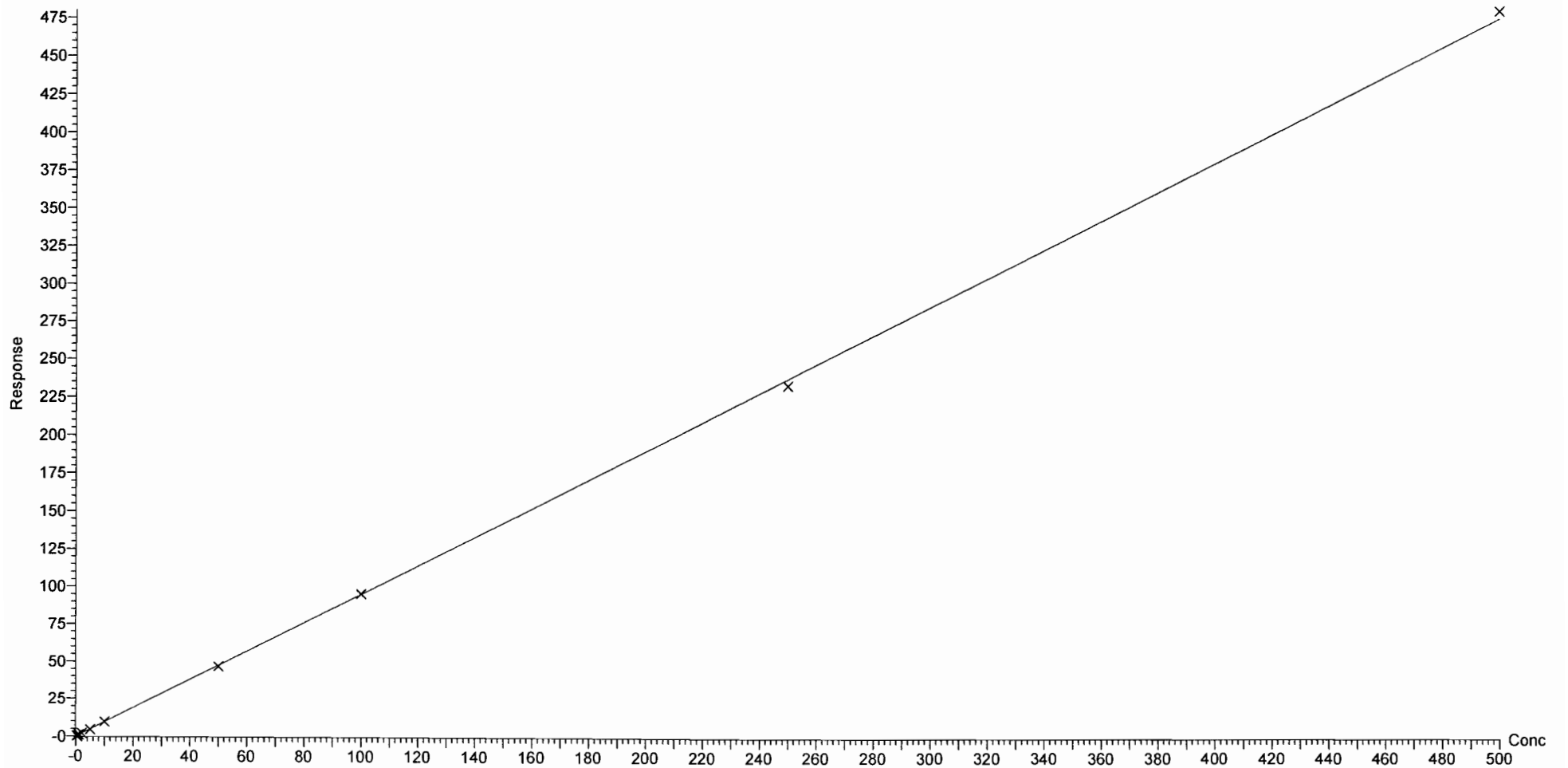
Compound name: PFPeA

Correlation coefficient: $r = 0.999876$, $r^2 = 0.999752$

Calibration curve: $0.949924 * x + -0.0302954$

Response type: Internal Std (Ref 35), Area * (IS Conc. / IS Area)

Curve type: Linear, Origin: Exclude, Weighting: 1/x, Axis trans: None



Dataset: F:\Projects\PFAS.PRO\Results\180227M1\180027M1-CRV.qld

Last Altered: Wednesday, February 28, 2018 11:20:16 Pacific Standard Time

Printed: Wednesday, February 28, 2018 11:20:36 Pacific Standard Time

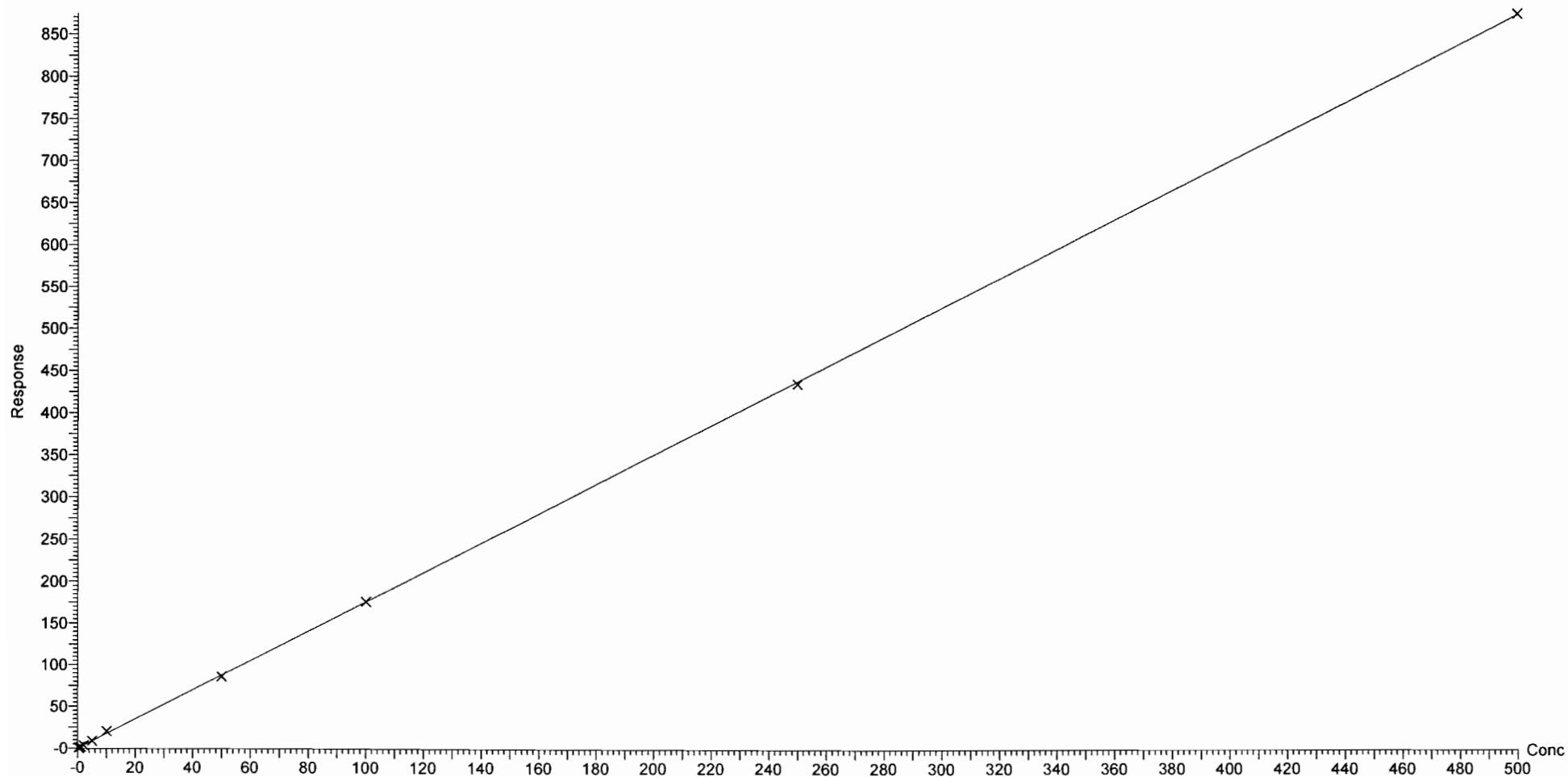
Compound name: PFBS

Coefficient of Determination: $R^2 = 0.999617$

Calibration curve: $-2.96879e-005 * x^2 + 1.76027 * x + 0.0179787$

Response type: Internal Std (Ref 36), Area * (IS Conc. / IS Area)

Curve type: 2nd Order, Origin: Exclude, Weighting: 1/x, Axis trans: None



Dataset: F:\Projects\PFAS.PRO\Results\180227M1\180027M1-CRV.qld

Last Altered: Wednesday, February 28, 2018 11:20:16 Pacific Standard Time

Printed: Wednesday, February 28, 2018 11:20:36 Pacific Standard Time

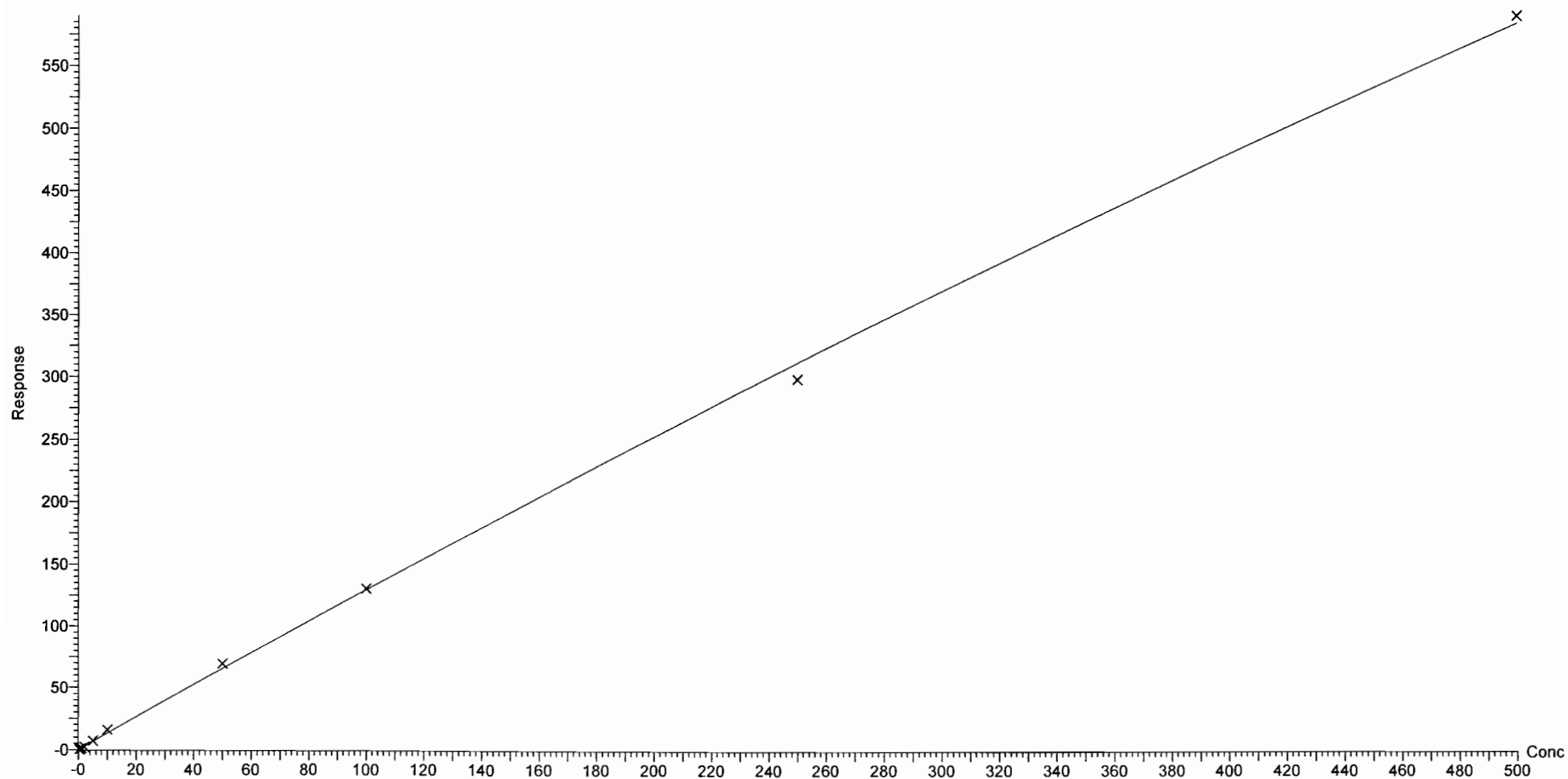
Compound name: 4:2 FTS

Coefficient of Determination: $R^2 = 0.998646$

Calibration curve: $-0.000324236 * x^2 + 1.32959 * x + -0.00403186$

Response type: Internal Std (Ref 36), Area * (IS Conc. / IS Area)

Curve type: 2nd Order, Origin: Exclude, Weighting: 1/x, Axis trans: None



Dataset: F:\Projects\PFAS.PRO\Results\180227M1\180027M1-CRV.qld

Last Altered: Wednesday, February 28, 2018 11:20:16 Pacific Standard Time

Printed: Wednesday, February 28, 2018 11:20:36 Pacific Standard Time

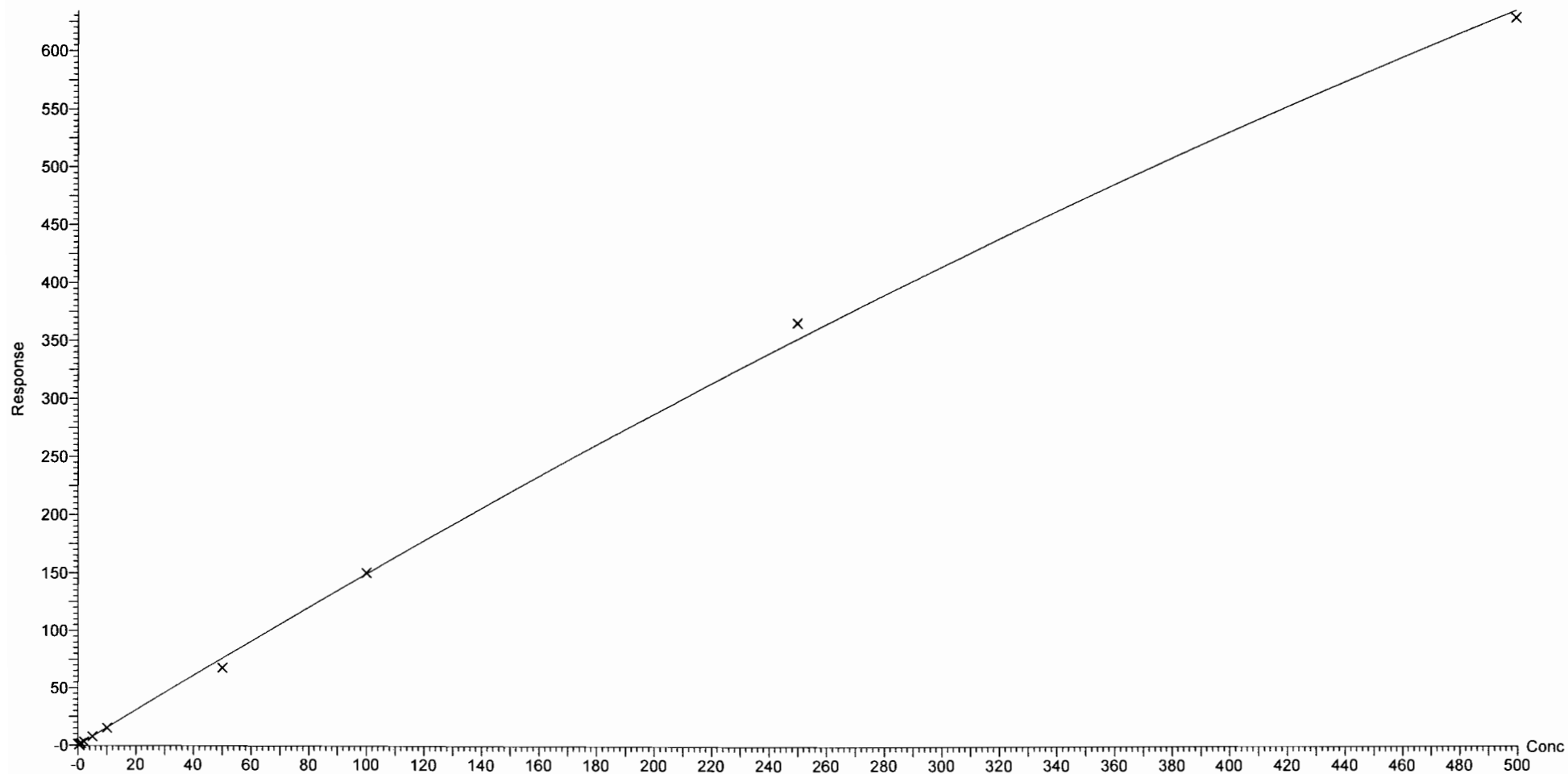
Compound name: PFHxA

Coefficient of Determination: $R^2 = 0.998604$

Calibration curve: $-0.000561868 * x^2 + 1.54876 * x + 0.0349887$

Response type: Internal Std (Ref 37), Area * (IS Conc. / IS Area)

Curve type: 2nd Order, Origin: Include, Weighting: 1/x, Axis trans: None



Dataset: F:\Projects\PFAS.PRO\Results\180227M1\180027M1-CRV.qld

Last Altered: Wednesday, February 28, 2018 11:20:16 Pacific Standard Time

Printed: Wednesday, February 28, 2018 11:20:36 Pacific Standard Time

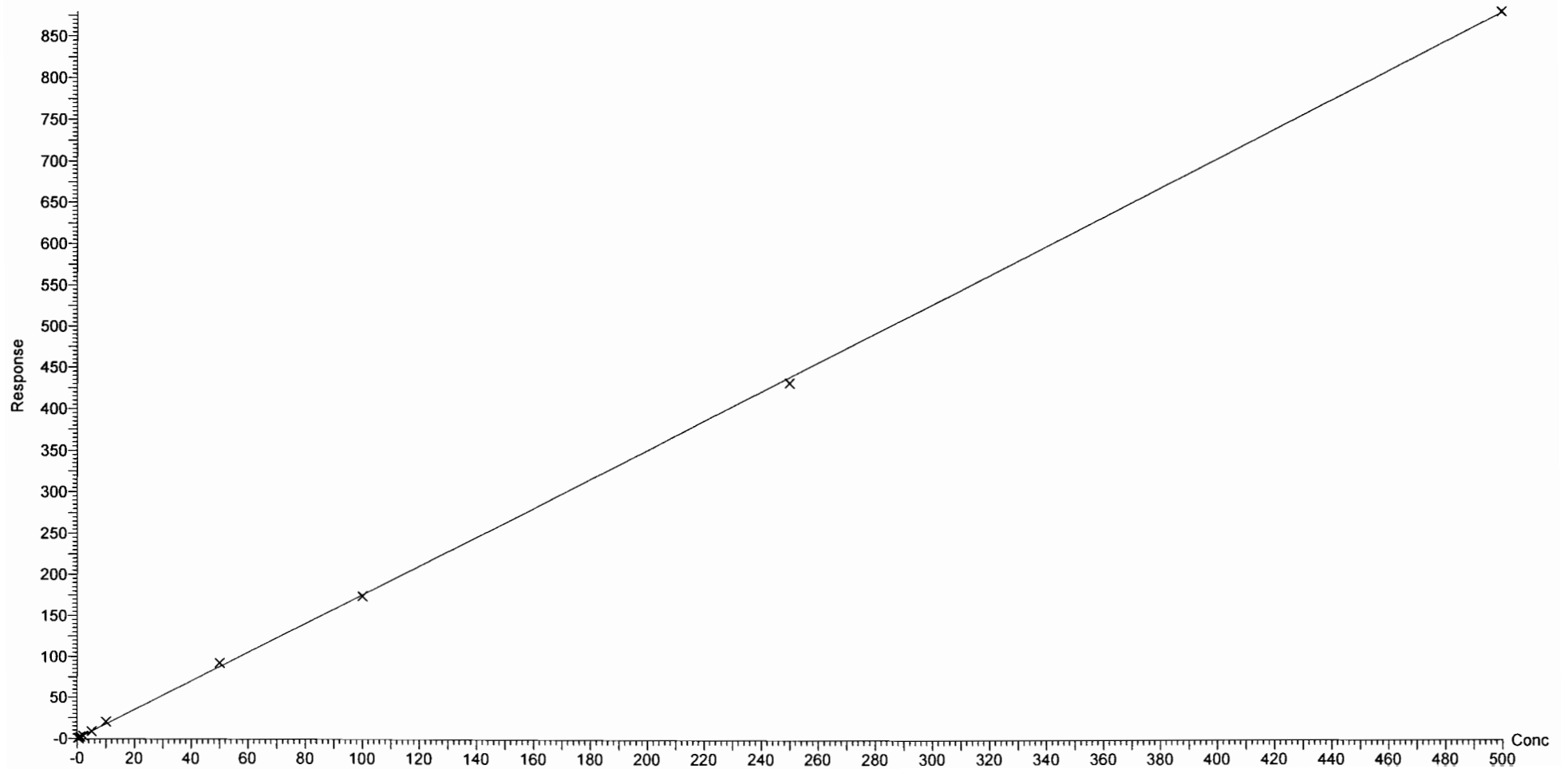
Compound name: PFPeS

Correlation coefficient: $r = 0.999698$, $r^2 = 0.999397$

Calibration curve: $1.75591 * x + 0.0468912$

Response type: Internal Std (Ref 36), Area * (IS Conc. / IS Area)

Curve type: Linear, Origin: Exclude, Weighting: $1/x$, Axis trans: None



Dataset: F:\Projects\PFAS.PRO\Results\180227M1\180027M1-CRV.qld

Last Altered: Wednesday, February 28, 2018 11:20:16 Pacific Standard Time

Printed: Wednesday, February 28, 2018 11:20:36 Pacific Standard Time

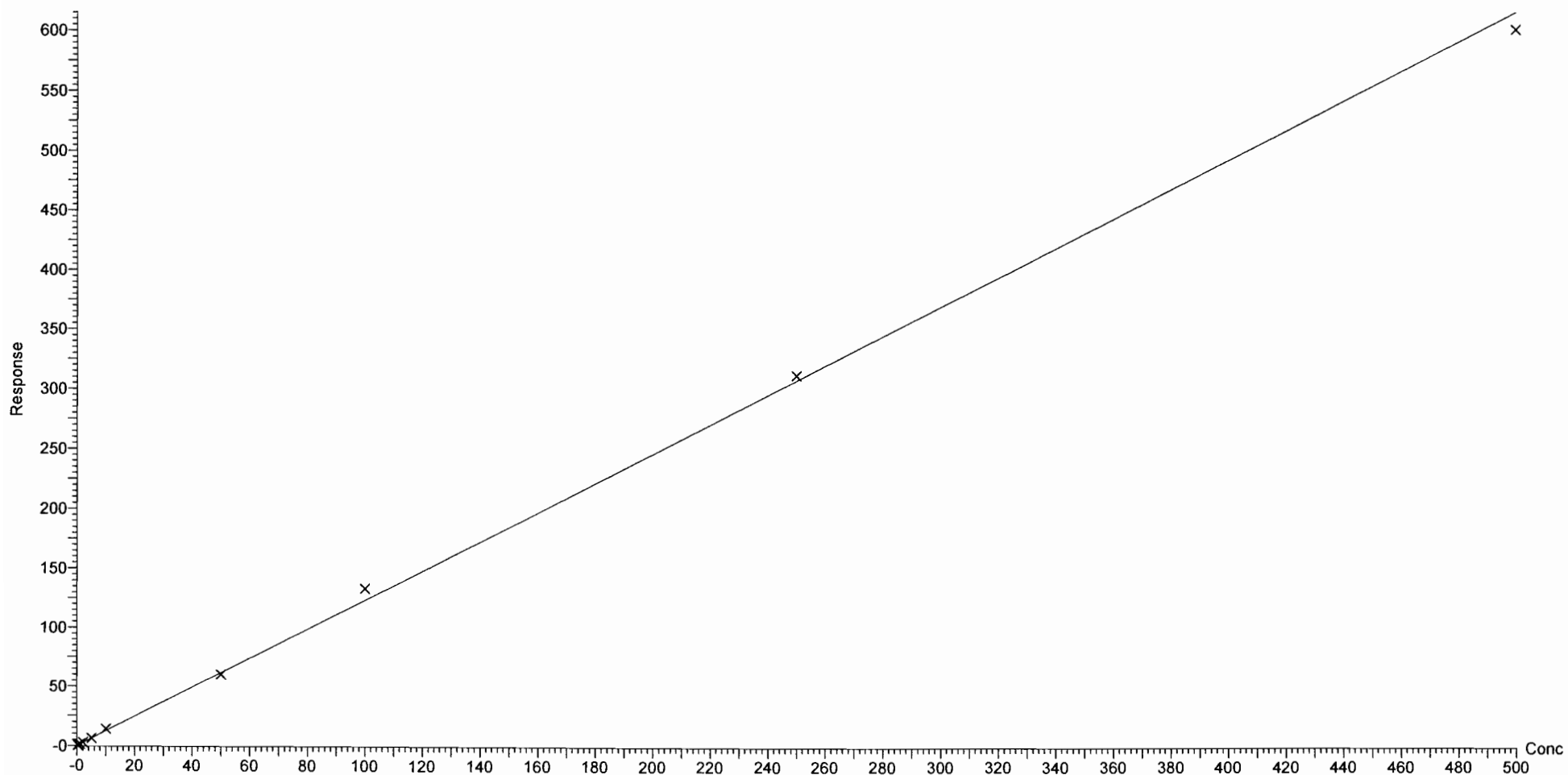
Compound name: PFHpA

Correlation coefficient: $r = 0.999340$, $r^2 = 0.998680$

Calibration curve: $1.23026 * x + 0.0914993$

Response type: Internal Std (Ref 38), Area * (IS Conc. / IS Area)

Curve type: Linear, Origin: Exclude, Weighting: 1/x, Axis trans: None



Dataset: F:\Projects\PFAS.PRO\Results\180227M1\180027M1-CRV.qld

Last Altered: Wednesday, February 28, 2018 11:20:16 Pacific Standard Time

Printed: Wednesday, February 28, 2018 11:20:36 Pacific Standard Time

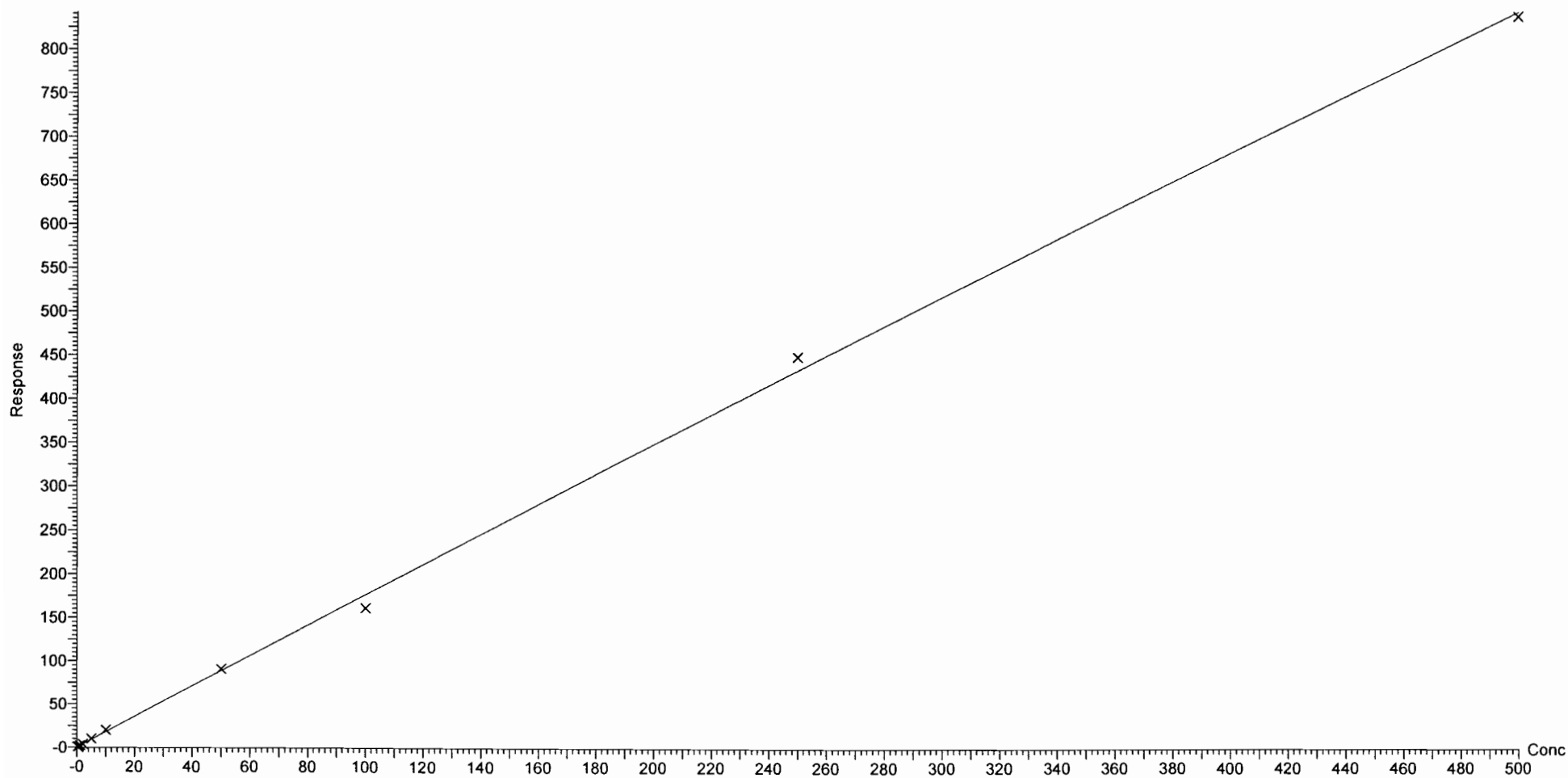
Compound name: L-PFHxS

Coefficient of Determination: $R^2 = 0.998427$

Calibration curve: $-0.000200899 * x^2 + 1.78407 * x + 0.104731$

Response type: Internal Std (Ref 39), Area * (IS Conc. / IS Area)

Curve type: 2nd Order, Origin: Exclude, Weighting: 1/x, Axis trans: None



Dataset: F:\Projects\PFAS.PRO\Results\180227M1\180027M1-CRV.qld

Last Altered: Wednesday, February 28, 2018 11:20:16 Pacific Standard Time

Printed: Wednesday, February 28, 2018 11:20:36 Pacific Standard Time

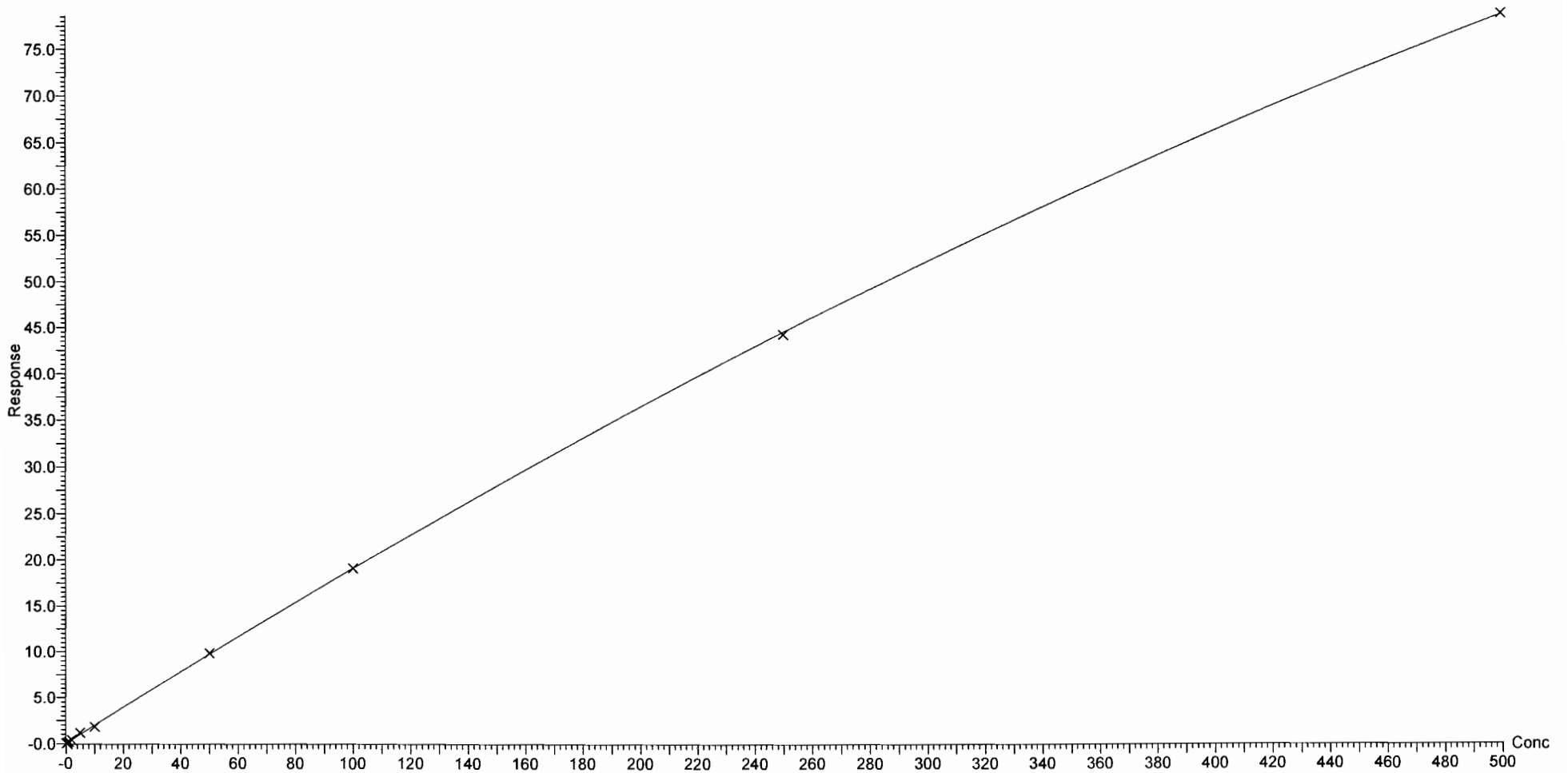
Compound name: 6:2 FTS

Coefficient of Determination: $R^2 = 0.999626$

Calibration curve: $-8.36865e-005 * x^2 + 0.198807 * x + 0.00833715$

Response type: Internal Std (Ref 40), Area * (IS Conc. / IS Area)

Curve type: 2nd Order, Origin: Include, Weighting: 1/x, Axis trans: None



Dataset: F:\Projects\PFAS.PRO\Results\180227M1\180027M1-CRV.qld

Last Altered: Wednesday, February 28, 2018 11:20:16 Pacific Standard Time

Printed: Wednesday, February 28, 2018 11:20:36 Pacific Standard Time

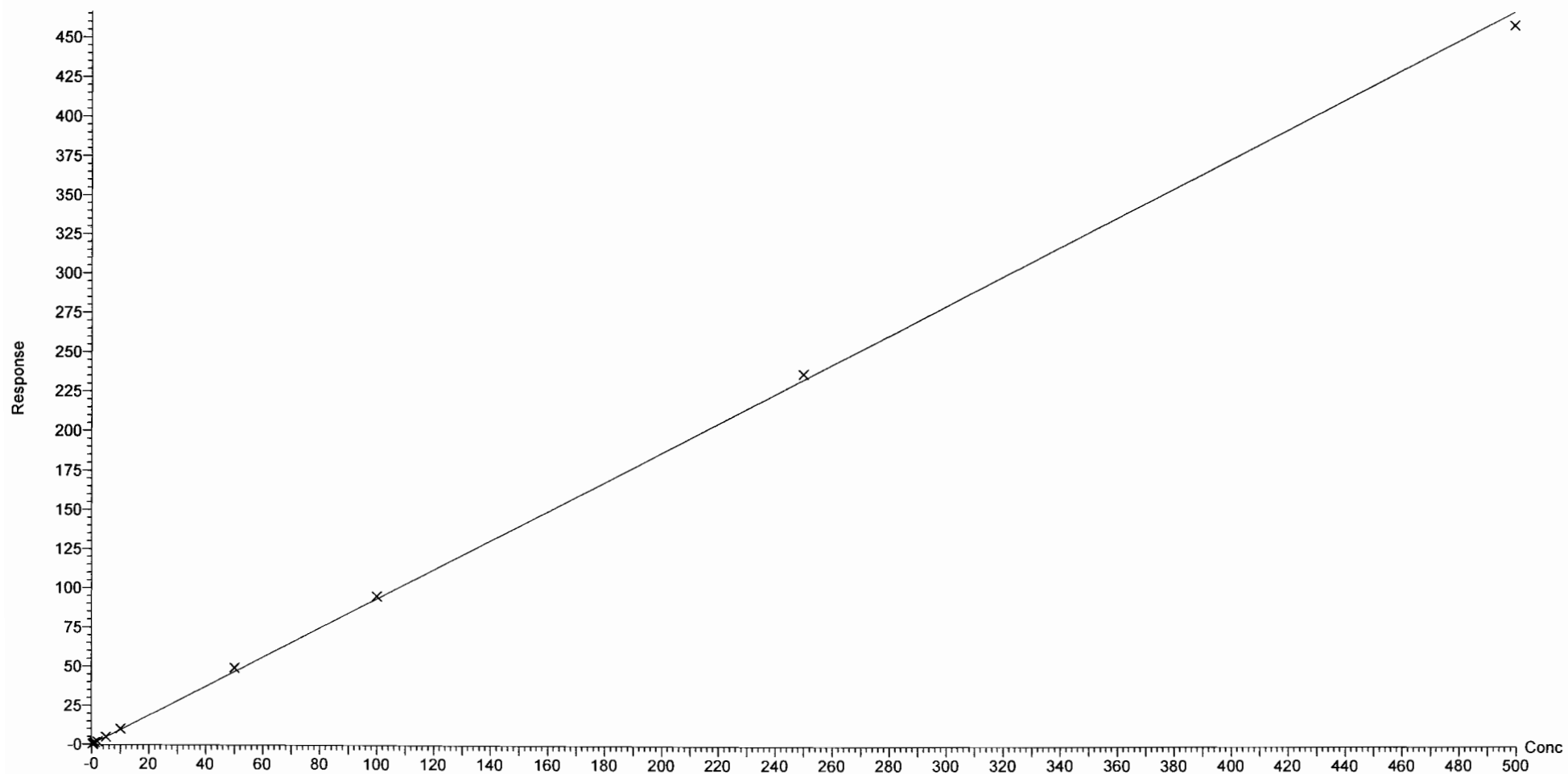
Compound name: L-PFOA

Correlation coefficient: $r = 0.999744$, $r^2 = 0.999488$

Calibration curve: $0.932678 * x + 0.14283$

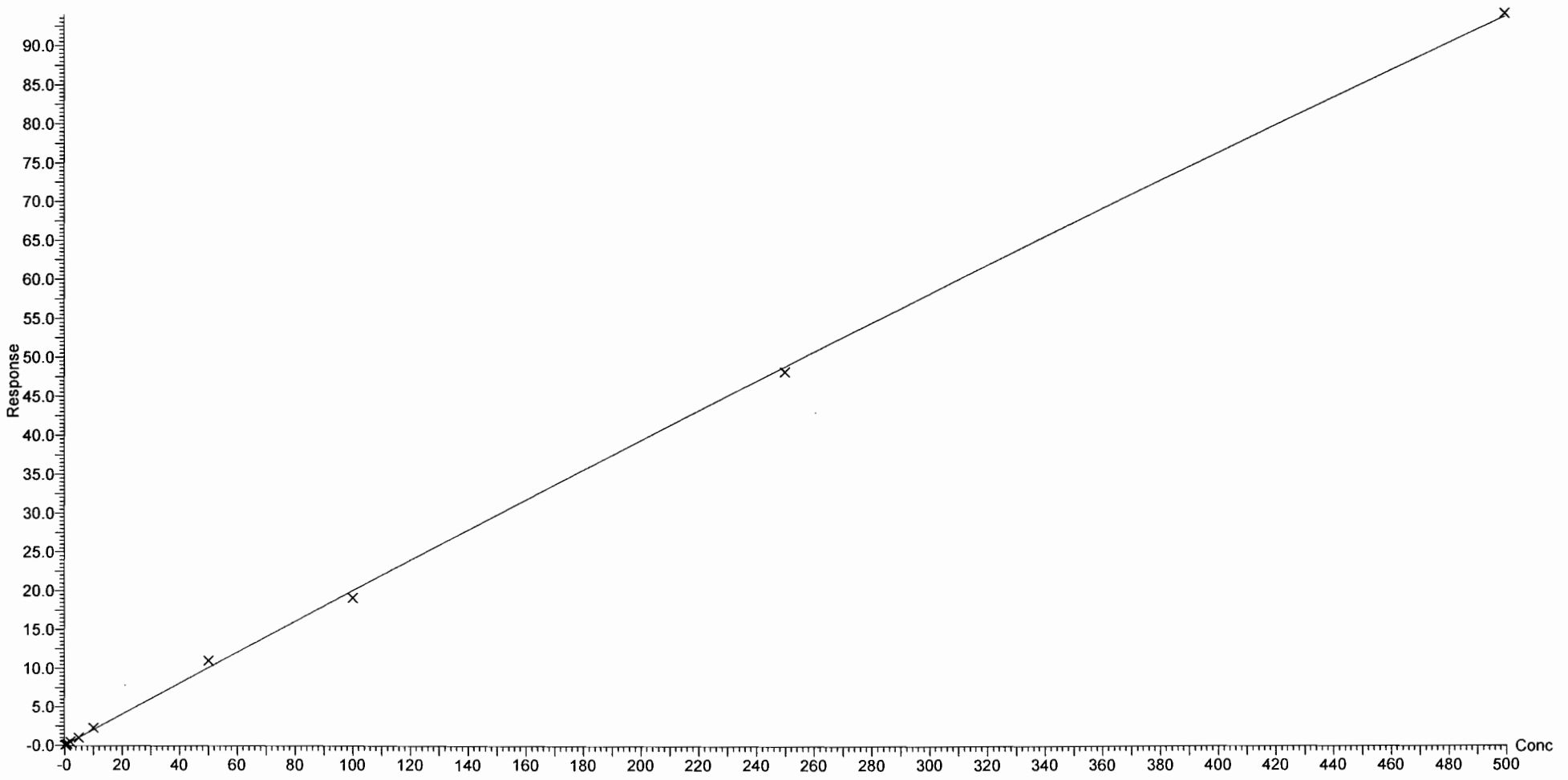
Response type: Internal Std (Ref 40), Area * (IS Conc. / IS Area)

Curve type: Linear, Origin: Exclude, Weighting: 1/x, Axis trans: None



Dataset: F:\Projects\PFAS.PRO\Results\180227M1\180027M1-CRV.qld
Last Altered: Wednesday, February 28, 2018 11:20:16 Pacific Standard Time
Printed: Wednesday, February 28, 2018 11:20:36 Pacific Standard Time

Compound name: PFHpS
Coefficient of Determination: $R^2 = 0.998935$
Calibration curve: $-3.2816e-005 * x^2 + 0.203525 * x + 0.00908334$
Response type: Internal Std (Ref 40), Area * (IS Conc. / IS Area)
Curve type: 2nd Order, Origin: Exclude, Weighting: 1/x, Axis trans: None



Dataset: F:\Projects\PFAS.PRO\Results\180227M1\180027M1-CRV.qld

Last Altered: Wednesday, February 28, 2018 11:20:16 Pacific Standard Time

Printed: Wednesday, February 28, 2018 11:20:36 Pacific Standard Time

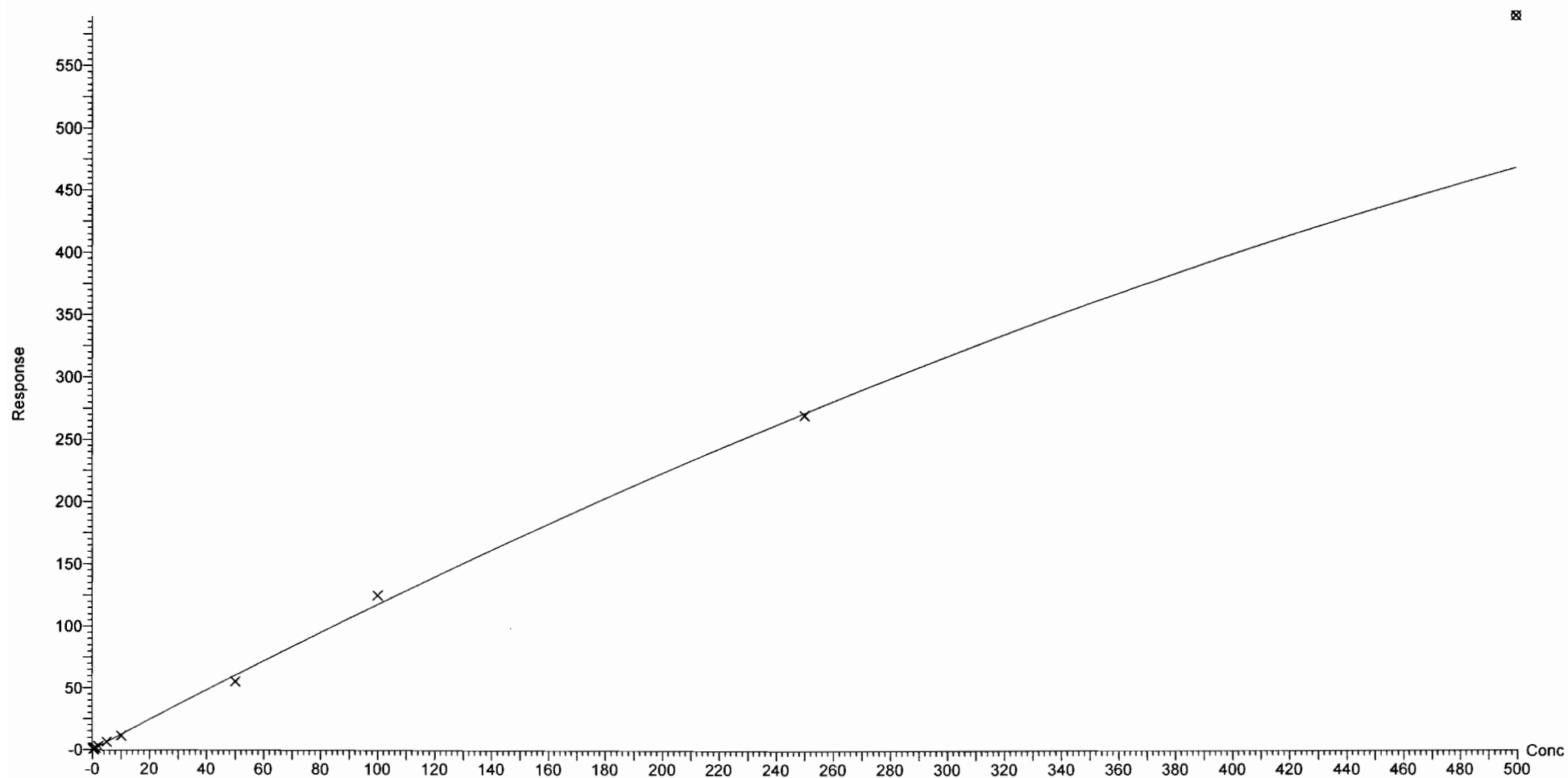
Compound name: PFNA

Coefficient of Determination: $R^2 = 0.997496$

Calibration curve: $-0.000605072 * x^2 + 1.23754 * x + 0.0677452$

Response type: Internal Std (Ref 41), Area * (IS Conc. / IS Area)

Curve type: 2nd Order, Origin: Exclude, Weighting: 1/x, Axis trans: None



Dataset: F:\Projects\PFAS.PRO\Results\180227M1\180027M1-CRV.qld

Last Altered: Wednesday, February 28, 2018 11:20:16 Pacific Standard Time

Printed: Wednesday, February 28, 2018 11:20:36 Pacific Standard Time

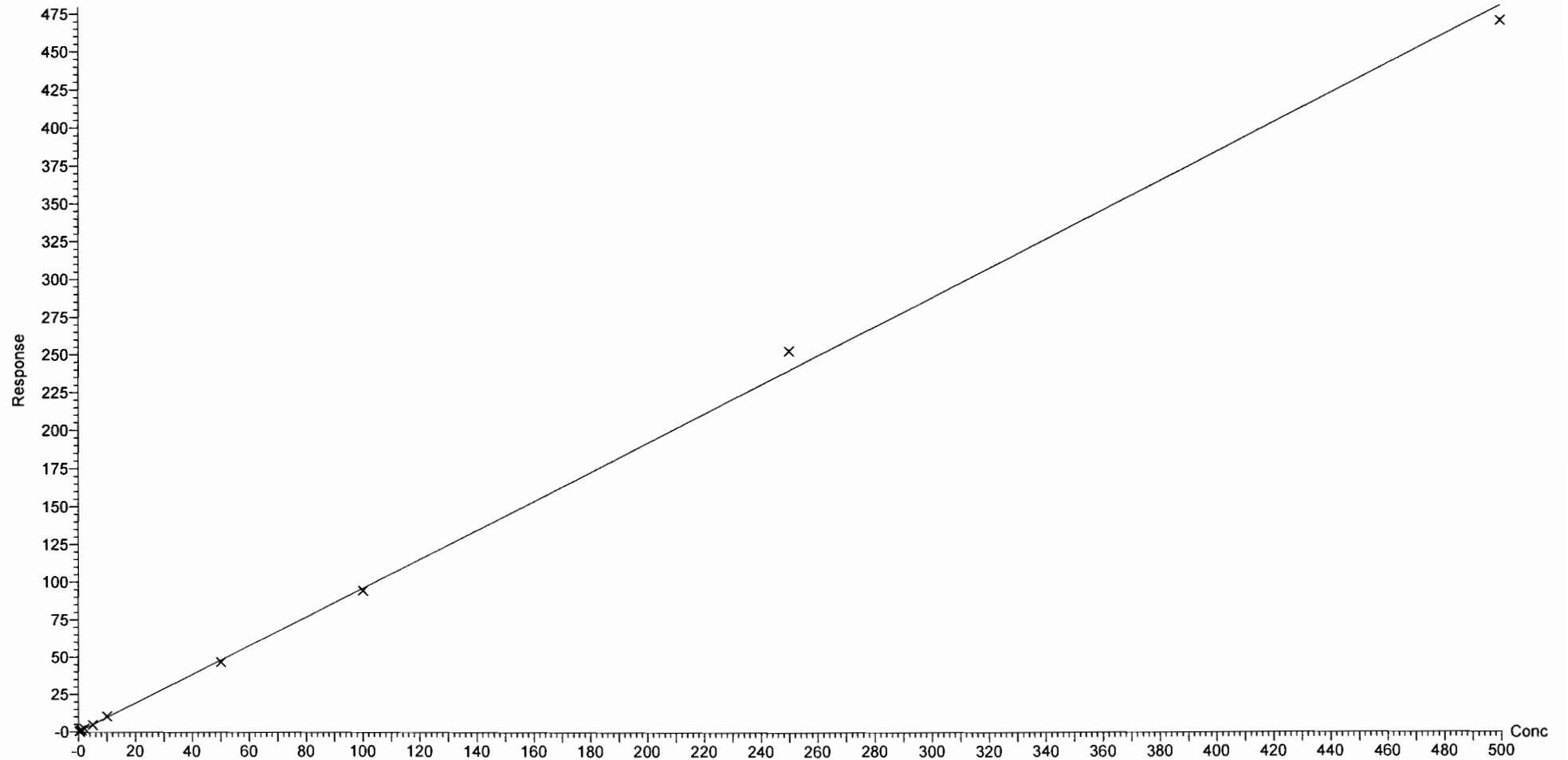
Compound name: PFOSA

Correlation coefficient: $r = 0.999375$, $r^2 = 0.998750$

Calibration curve: $0.959008 * x + 0.112581$

Response type: Internal Std (Ref 42), Area * (IS Conc. / IS Area)

Curve type: Linear, Origin: Exclude, Weighting: 1/x, Axis trans: None



Dataset: F:\Projects\PFAS.PRO\Results\180227M1\180027M1-CRV.qld

Last Altered: Wednesday, February 28, 2018 11:20:16 Pacific Standard Time

Printed: Wednesday, February 28, 2018 11:20:36 Pacific Standard Time

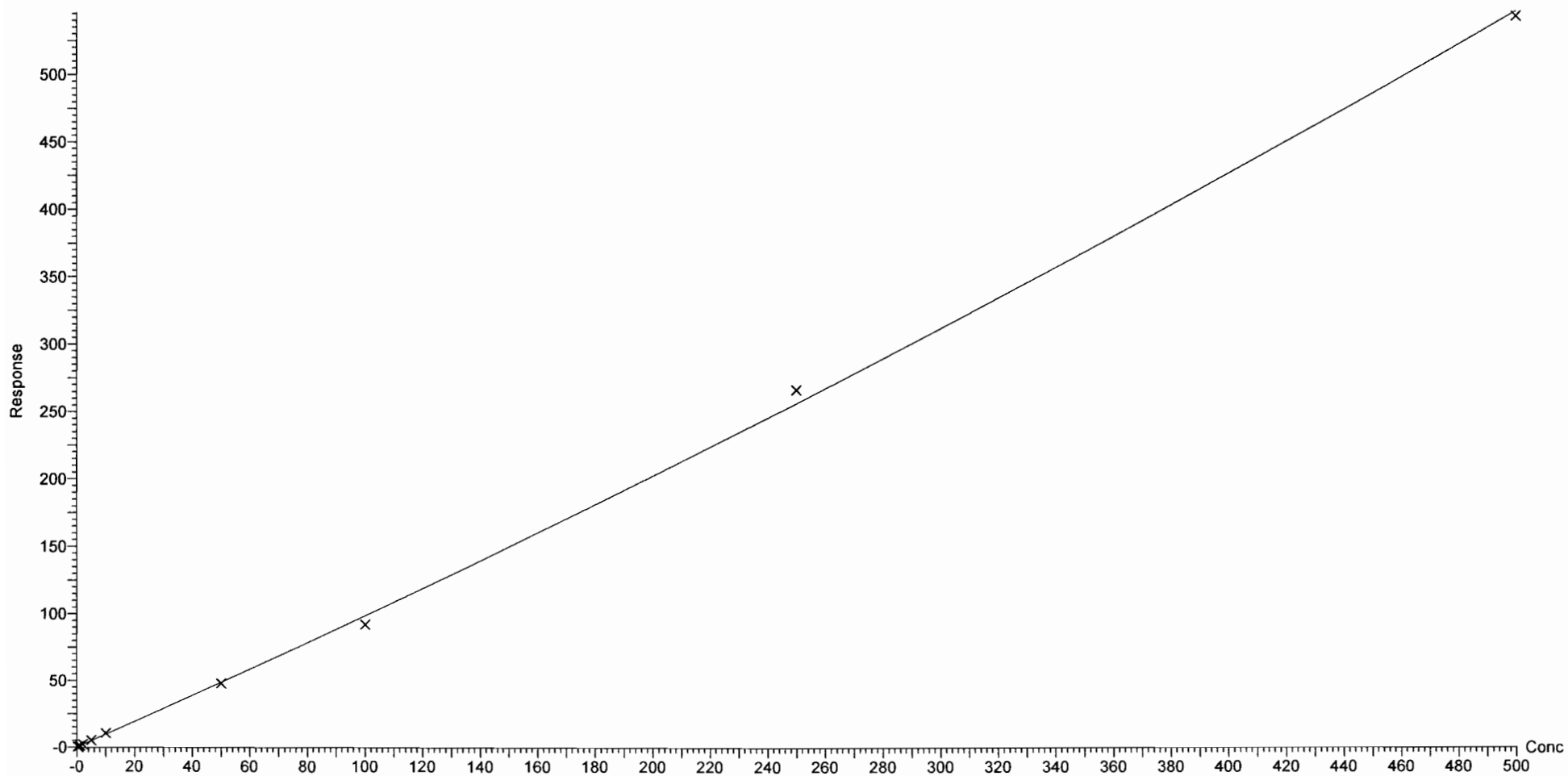
Compound name: L-PFOS

Coefficient of Determination: $R^2 = 0.999008$

Calibration curve: $0.00026453 * x^2 + 0.959054 * x - 0.0133677$

Response type: Internal Std (Ref 43), Area * (IS Conc. / IS Area)

Curve type: 2nd Order, Origin: Exclude, Weighting: 1/x, Axis trans: None



Dataset: F:\Projects\PFAS.PRO\Results\180227M1\180027M1-CRV.qld

Last Altered: Wednesday, February 28, 2018 11:20:16 Pacific Standard Time

Printed: Wednesday, February 28, 2018 11:20:36 Pacific Standard Time

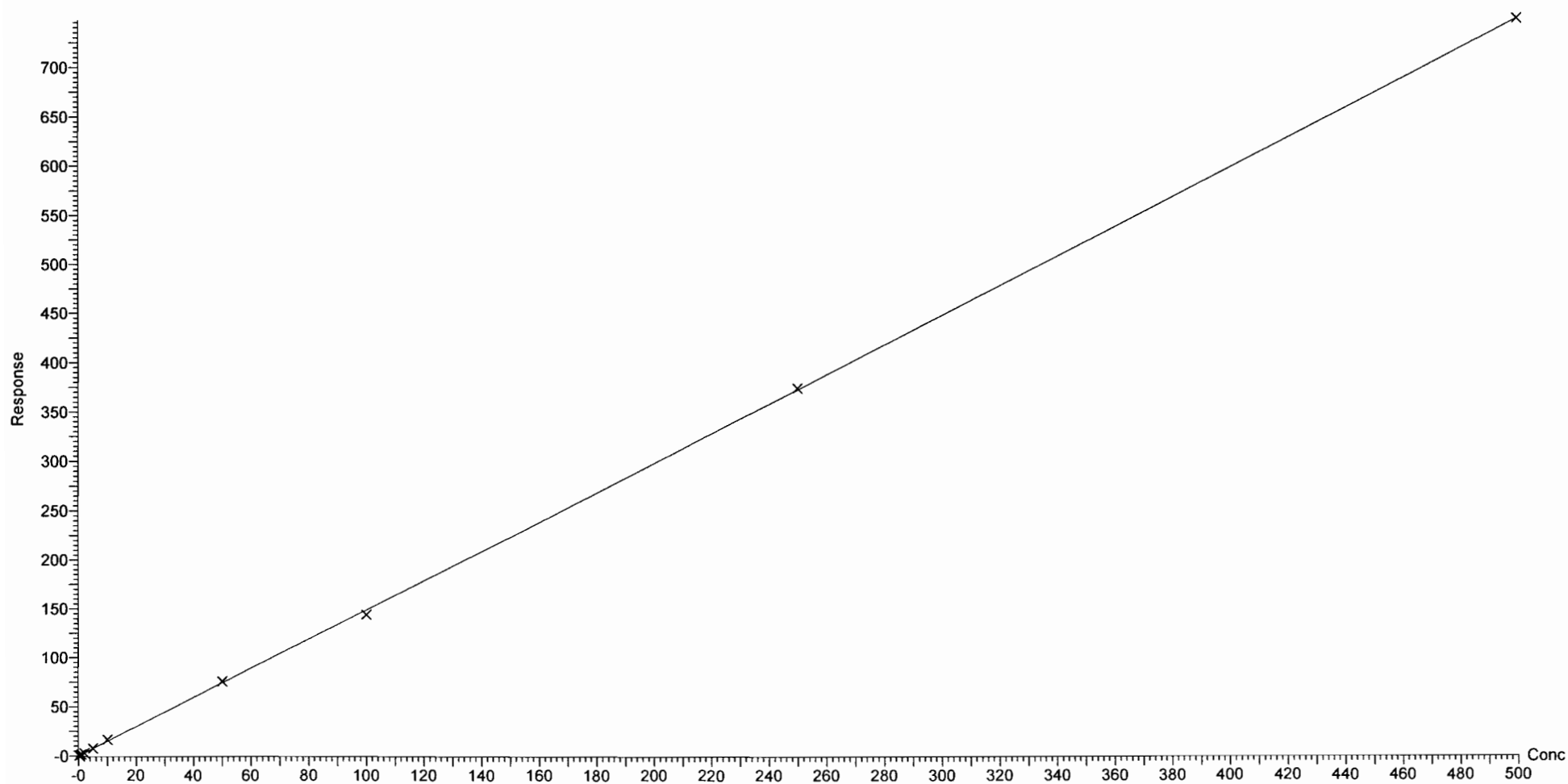
Compound name: PFDA

Coefficient of Determination: $R^2 = 0.999739$

Calibration curve: $1.48712e-005 * x^2 + 1.48665 * x + 0.0542737$

Response type: Internal Std (Ref 44), Area * (IS Conc. / IS Area)

Curve type: 2nd Order, Origin: Exclude, Weighting: 1/x, Axis trans: None



Dataset: F:\Projects\PFAS.PRO\Results\180227M1\180027M1-CRV.qld

Last Altered: Wednesday, February 28, 2018 11:20:16 Pacific Standard Time

Printed: Wednesday, February 28, 2018 11:20:36 Pacific Standard Time

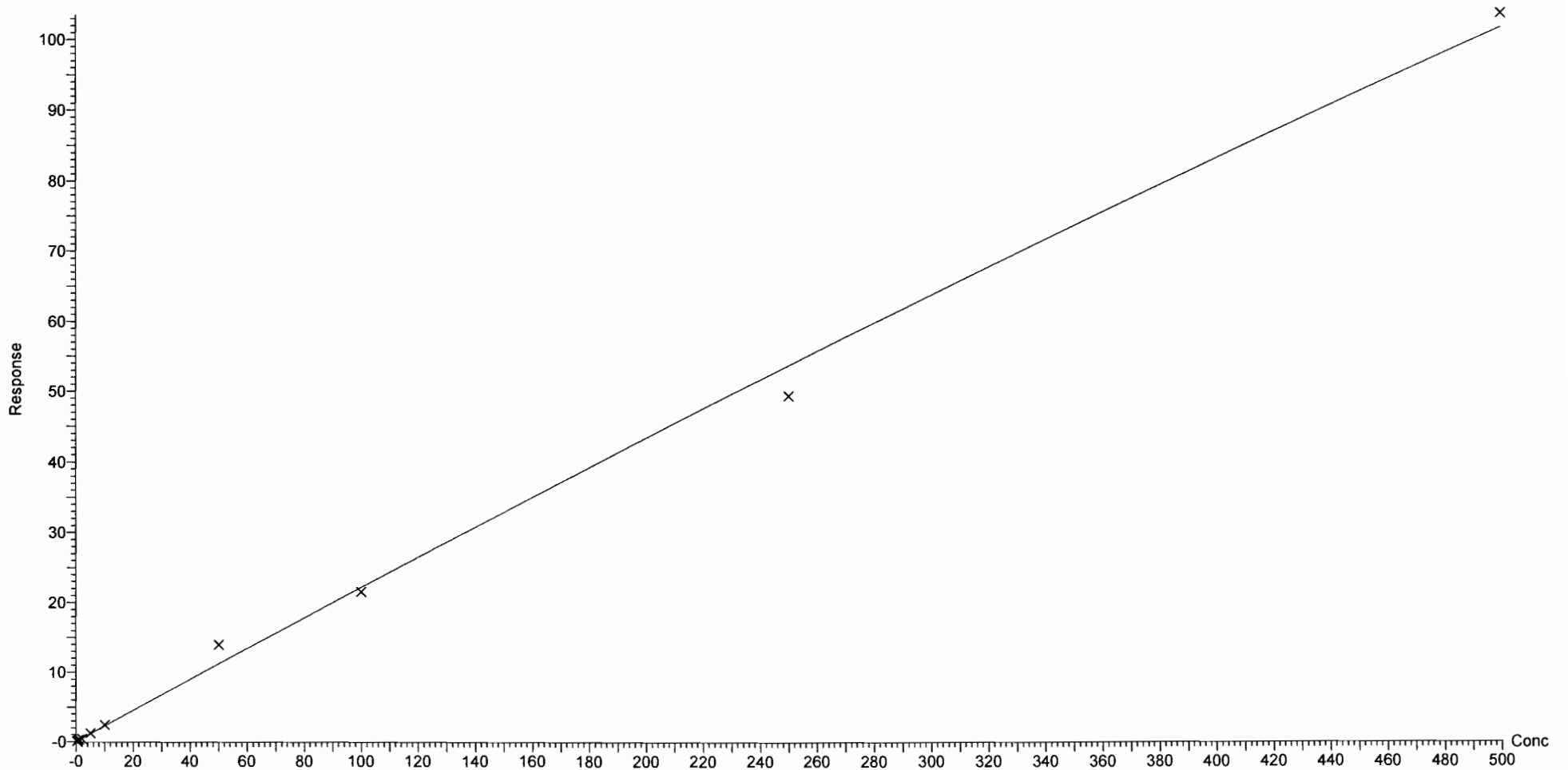
Compound name: 8:2 FTS

Coefficient of Determination: $R^2 = 0.993830$

Calibration curve: $-4.65117e-005 * x^2 + 0.226122 * x + 0.0184554$

Response type: Internal Std (Ref 40), Area * (IS Conc. / IS Area)

Curve type: 2nd Order, Origin: Include, Weighting: 1/x, Axis trans: None



Dataset: F:\Projects\PFAS.PRO\Results\180227M1\180027M1-CRV.qld

Last Altered: Wednesday, February 28, 2018 11:20:16 Pacific Standard Time

Printed: Wednesday, February 28, 2018 11:20:36 Pacific Standard Time

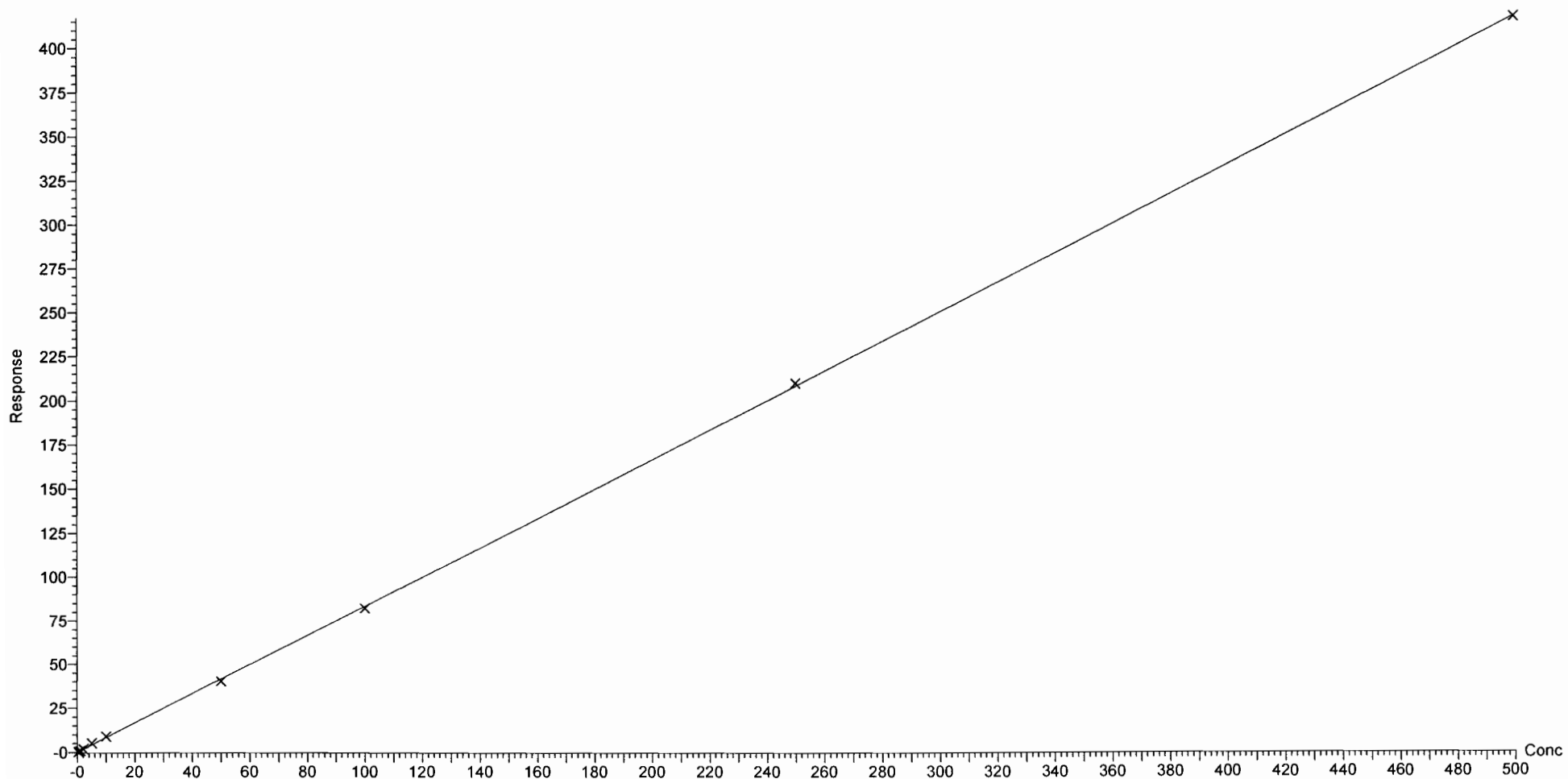
Compound name: PFNS

Coefficient of Determination: $R^2 = 0.999465$

Calibration curve: $5.21027e-006 * x^2 + 0.831381 * x + 0.0528802$

Response type: Internal Std (Ref 43), Area * (IS Conc. / IS Area)

Curve type: 2nd Order, Origin: Exclude, Weighting: 1/x, Axis trans: None

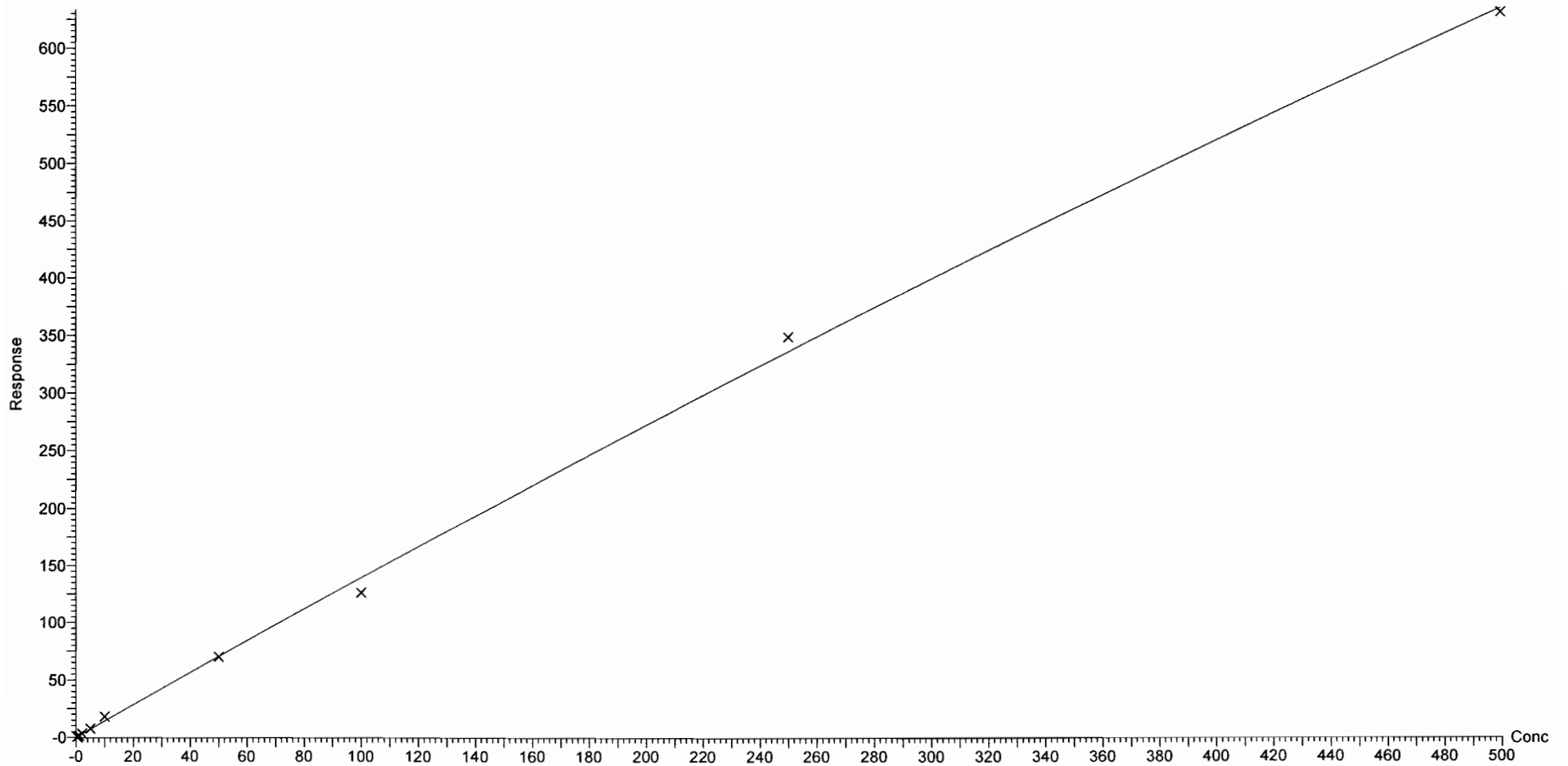


Dataset: F:\Projects\PFAS.PRO\Results\180227M1\180027M1-CRV.qld

Last Altered: Wednesday, February 28, 2018 11:20:16 Pacific Standard Time

Printed: Wednesday, February 28, 2018 11:20:36 Pacific Standard Time

Compound name: N-MeFOSAA
Coefficient of Determination: $R^2 = 0.997386$
Calibration curve: $-0.000318065 * x^2 + 1.42542 * x + 0.0292303$
Response type: Internal Std (Ref 45), Area * (IS Conc. / IS Area)
Curve type: 2nd Order, Origin: Include, Weighting: 1/x, Axis trans: None



Dataset: F:\Projects\PFAS.PRO\Results\180227M1\180027M1-CRV.qld

Last Altered: Wednesday, February 28, 2018 11:20:16 Pacific Standard Time

Printed: Wednesday, February 28, 2018 11:20:36 Pacific Standard Time

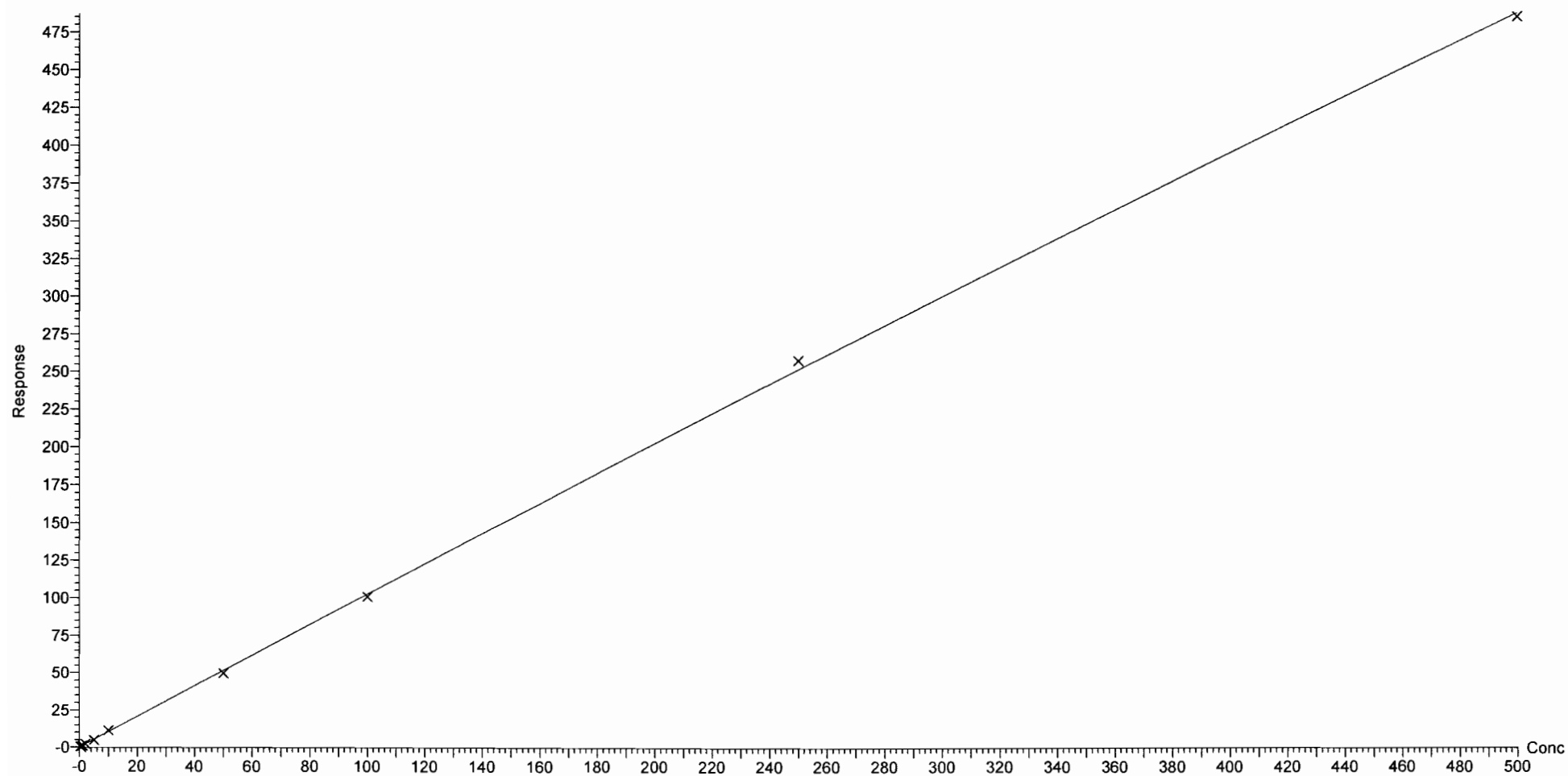
Compound name: N-EtFOSAA

Coefficient of Determination: $R^2 = 0.999451$

Calibration curve: $-0.000130894 * x^2 + 1.03929 * x + 0.00668807$

Response type: Internal Std (Ref 46), Area * (IS Conc. / IS Area)

Curve type: 2nd Order, Origin: Include, Weighting: 1/x, Axis trans: None



Dataset: F:\Projects\PFAS.PRO\Results\180227M1\180027M1-CRV.qld

Last Altered: Wednesday, February 28, 2018 11:20:16 Pacific Standard Time

Printed: Wednesday, February 28, 2018 11:20:36 Pacific Standard Time

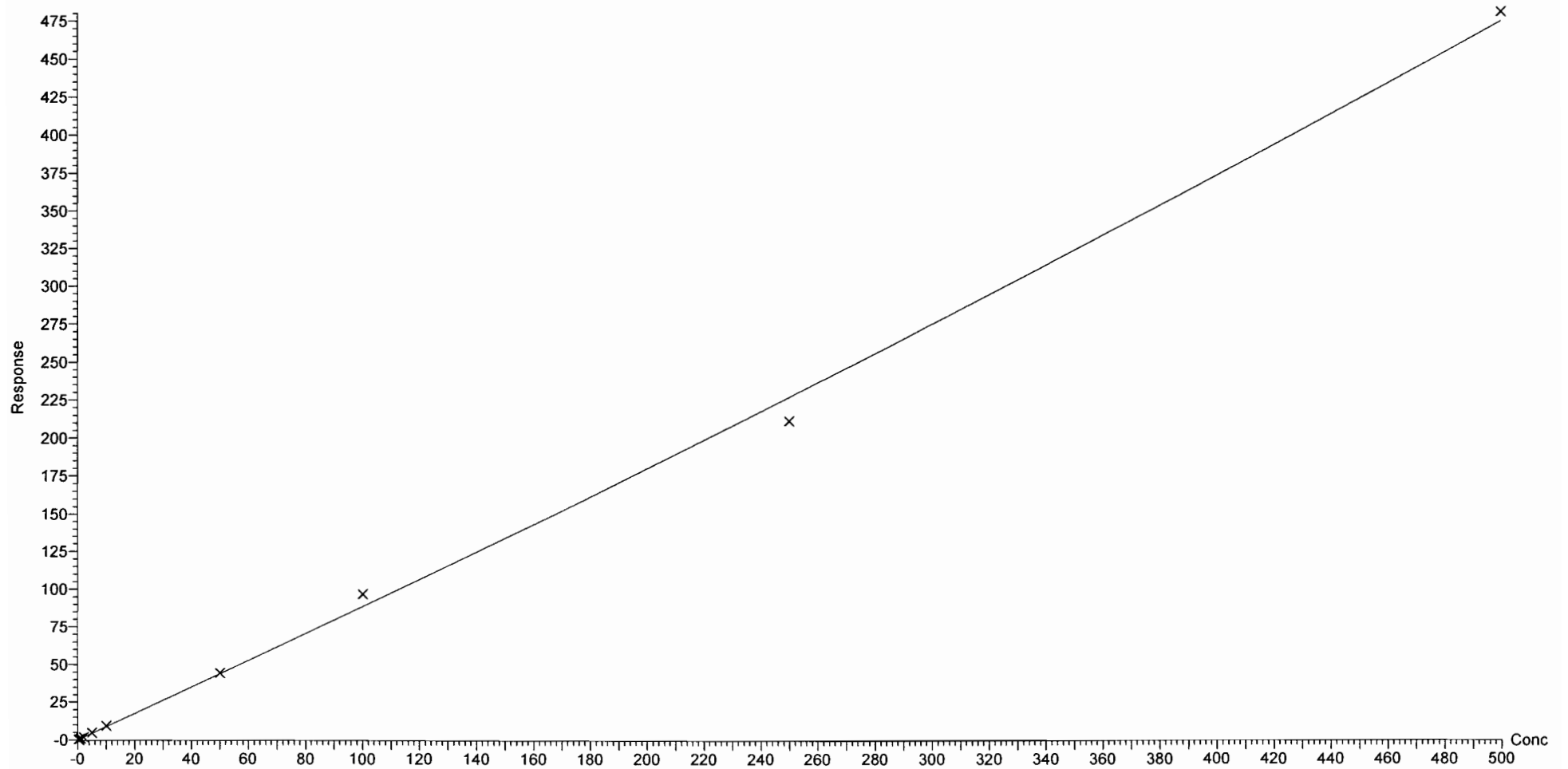
Compound name: PFUdA

Coefficient of Determination: $R^2 = 0.997707$

Calibration curve: $0.000159522 * x^2 + 0.868175 * x + 0.113342$

Response type: Internal Std (Ref 47), Area * (IS Conc. / IS Area)

Curve type: 2nd Order, Origin: Exclude, Weighting: 1/x, Axis trans: None



Dataset: F:\Projects\PFAS.PRO\Results\180227M1\180027M1-CRV.qld

Last Altered: Wednesday, February 28, 2018 11:20:16 Pacific Standard Time

Printed: Wednesday, February 28, 2018 11:20:36 Pacific Standard Time

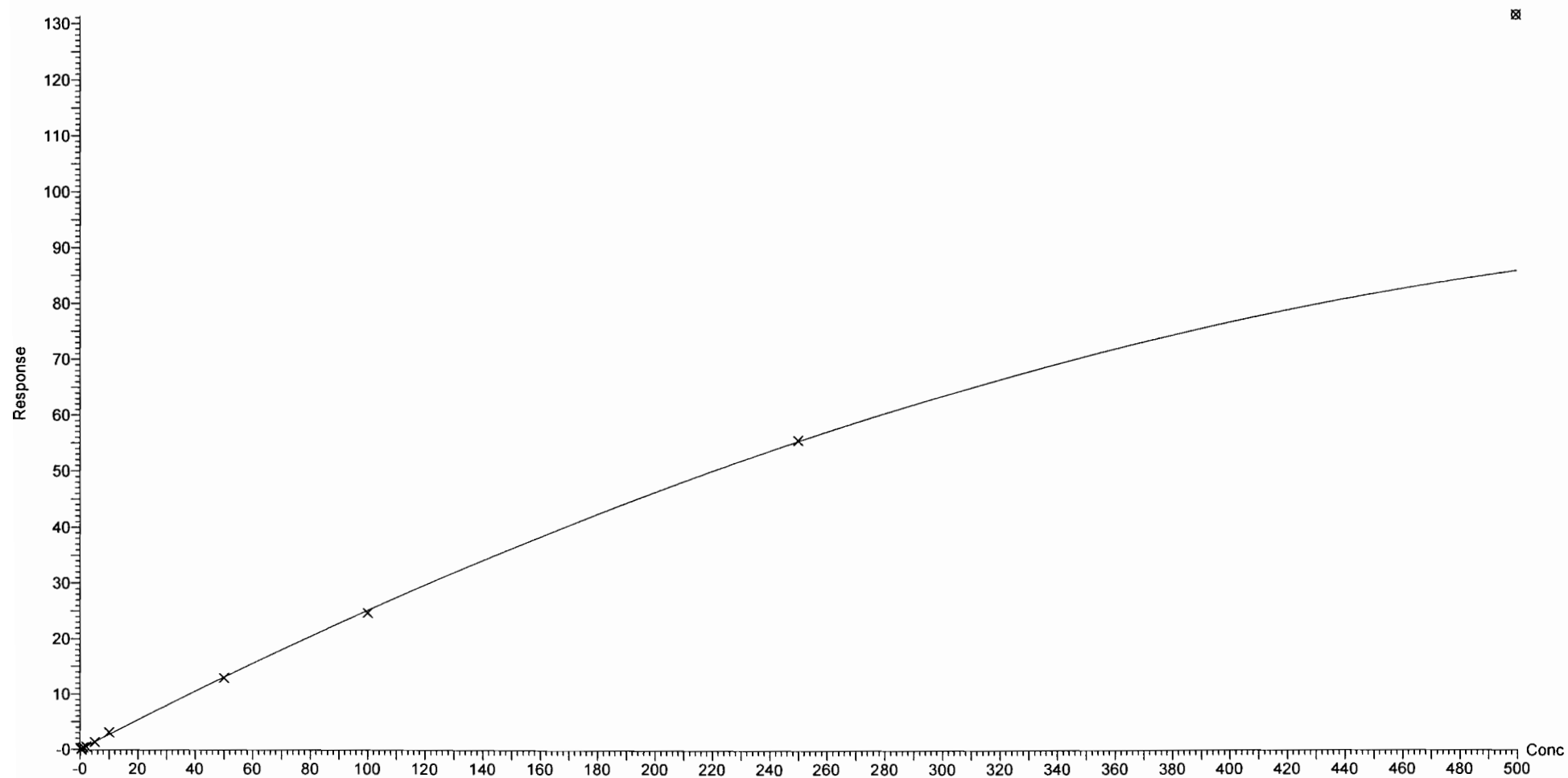
Compound name: PFDS

Coefficient of Determination: $R^2 = 0.998894$

Calibration curve: $-0.000201026 * x^2 + 0.271911 * x + 0.00376494$

Response type: Internal Std (Ref 47), Area * (IS Conc. / IS Area)

Curve type: 2nd Order, Origin: Exclude, Weighting: 1/x, Axis trans: None



Dataset: F:\Projects\PFAS.PRO\Results\180227M1\180027M1-CRV.qld

Last Altered: Wednesday, February 28, 2018 11:20:16 Pacific Standard Time

Printed: Wednesday, February 28, 2018 11:20:36 Pacific Standard Time

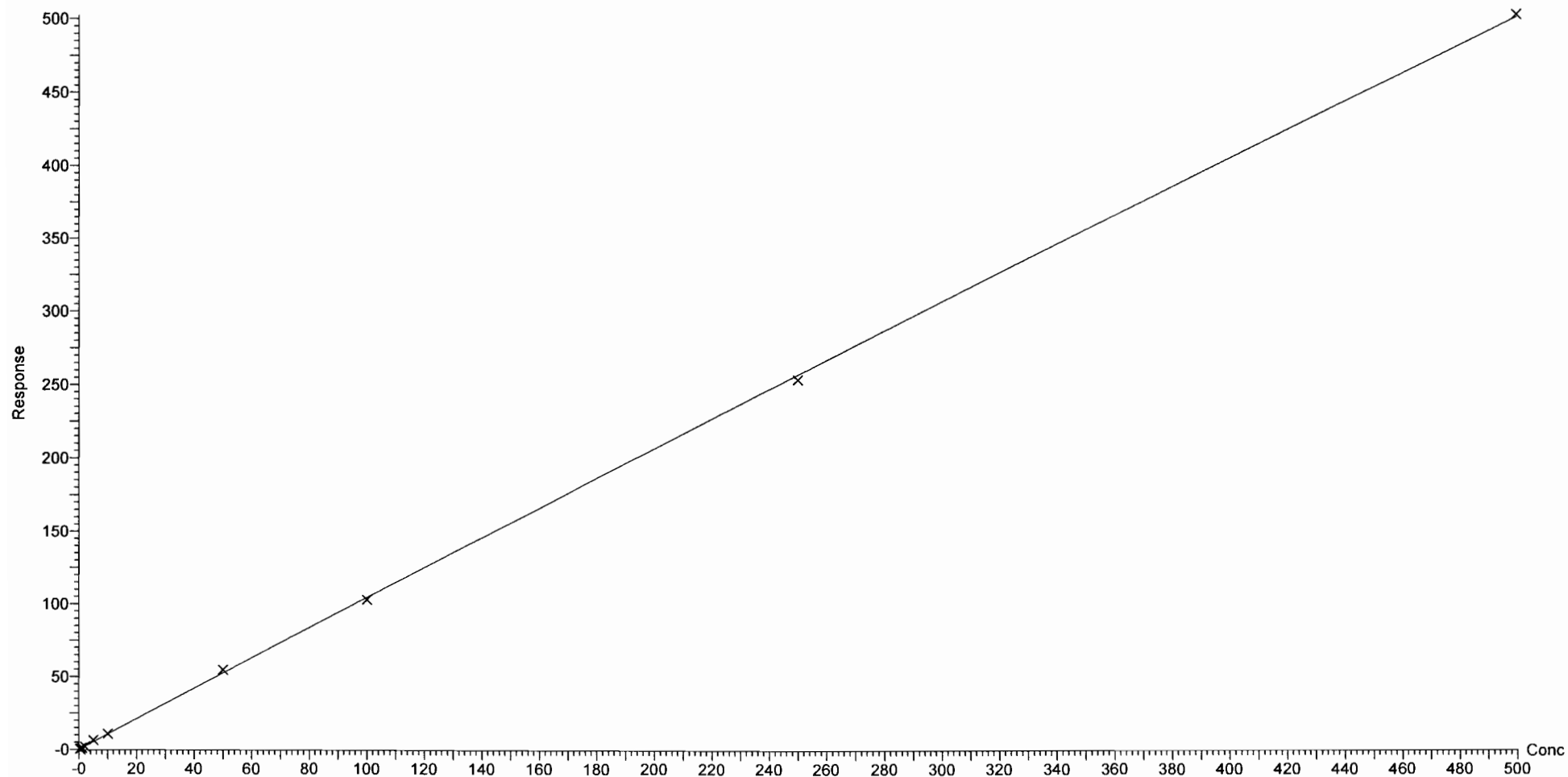
Compound name: PFDoA

Coefficient of Determination: $R^2 = 0.999549$

Calibration curve: $-0.00011004 * x^2 + 1.05563 * x + 0.0799451$

Response type: Internal Std (Ref 48), Area * (IS Conc. / IS Area)

Curve type: 2nd Order, Origin: Exclude, Weighting: 1/x, Axis trans: None



Dataset: F:\Projects\PFAS.PRO\Results\180227M1\180027M1-CRV.qld

Last Altered: Wednesday, February 28, 2018 11:20:16 Pacific Standard Time

Printed: Wednesday, February 28, 2018 11:20:36 Pacific Standard Time

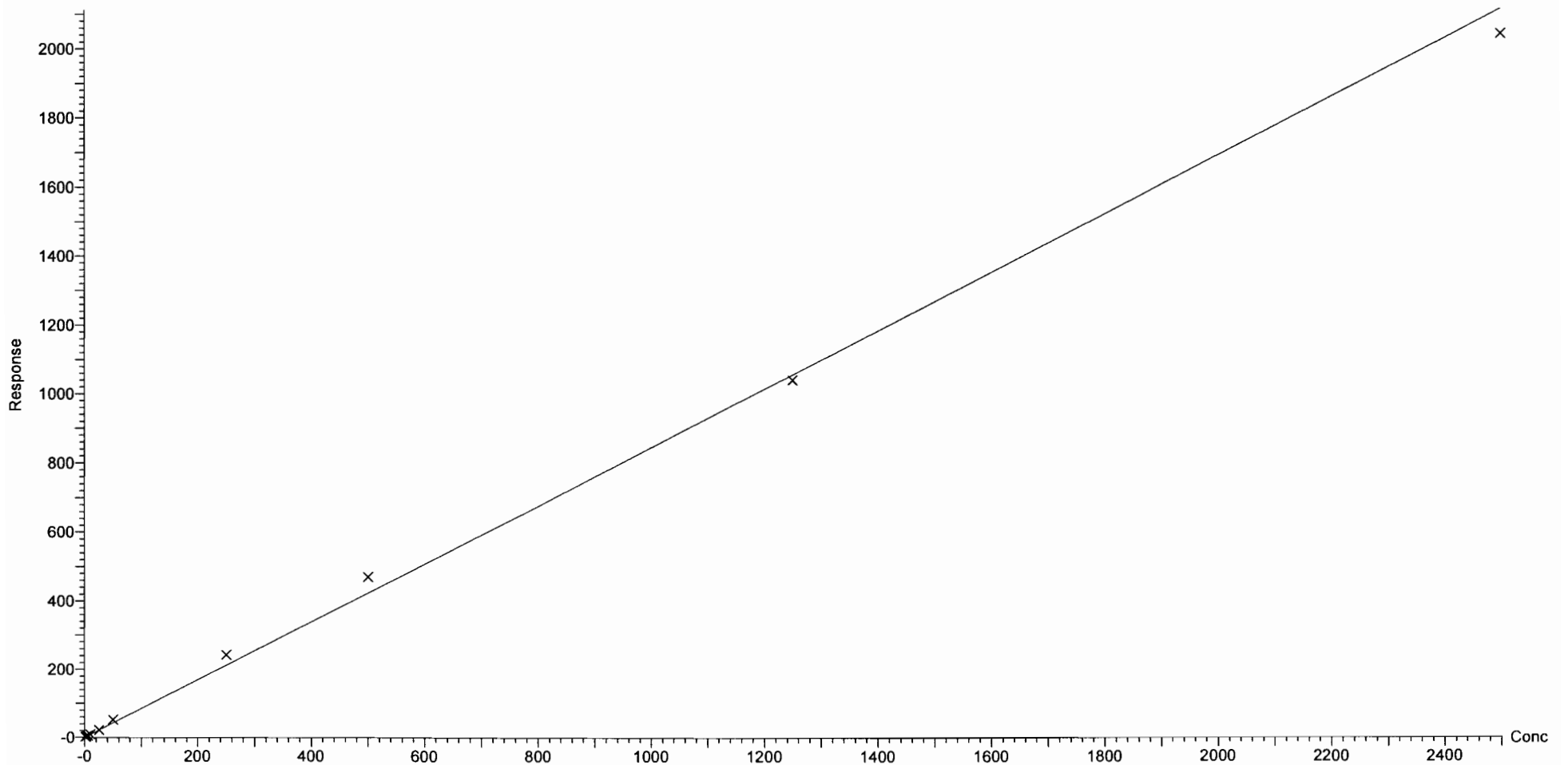
Compound name: N-MeFOSA

Correlation coefficient: $r = 0.998136$, $r^2 = 0.996275$

Calibration curve: $0.844282 * x + 0.385206$

Response type: Internal Std (Ref 49), Area * (IS Conc. / IS Area)

Curve type: Linear, Origin: Include, Weighting: 1/x, Axis trans: None

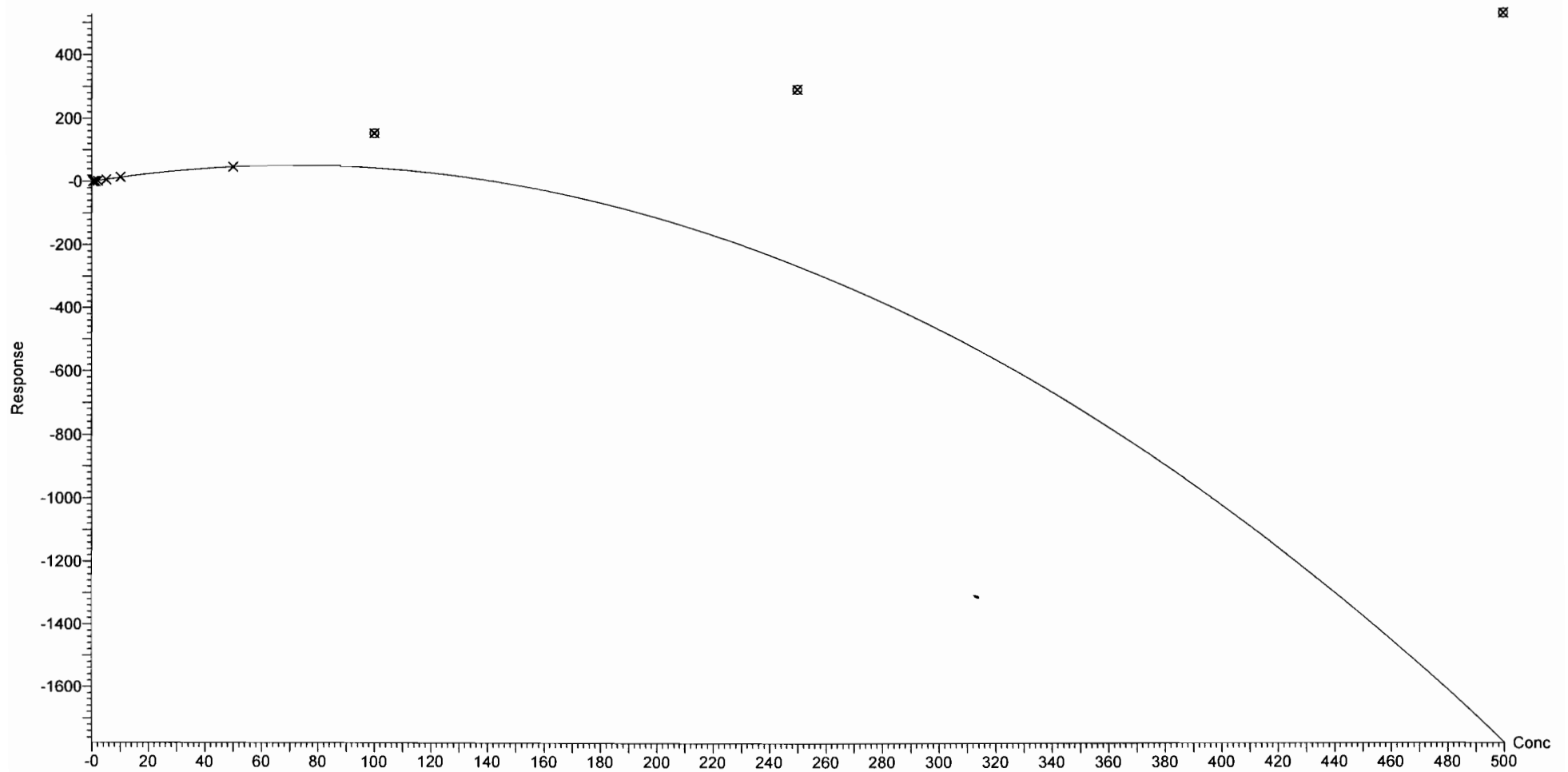


Dataset: F:\Projects\PFAS.PRO\Results\180227M1\180027M1-CRV.qld

Last Altered: Wednesday, February 28, 2018 11:20:16 Pacific Standard Time

Printed: Wednesday, February 28, 2018 11:20:36 Pacific Standard Time

Compound name: PFTrDA
Coefficient of Determination: $R^2 = 0.993021$
Calibration curve: $-0.00996087 * x^2 + 1.43109 * x + -0.0772072$
Response type: Internal Std (Ref 48), Area * (IS Conc. / IS Area)
Curve type: 2nd Order, Origin: Exclude, Weighting: 1/x, Axis trans: None



Dataset: F:\Projects\PFAS.PRO\Results\180227M1\180027M1-CRV.qld

Last Altered: Wednesday, February 28, 2018 11:20:16 Pacific Standard Time

Printed: Wednesday, February 28, 2018 11:20:36 Pacific Standard Time

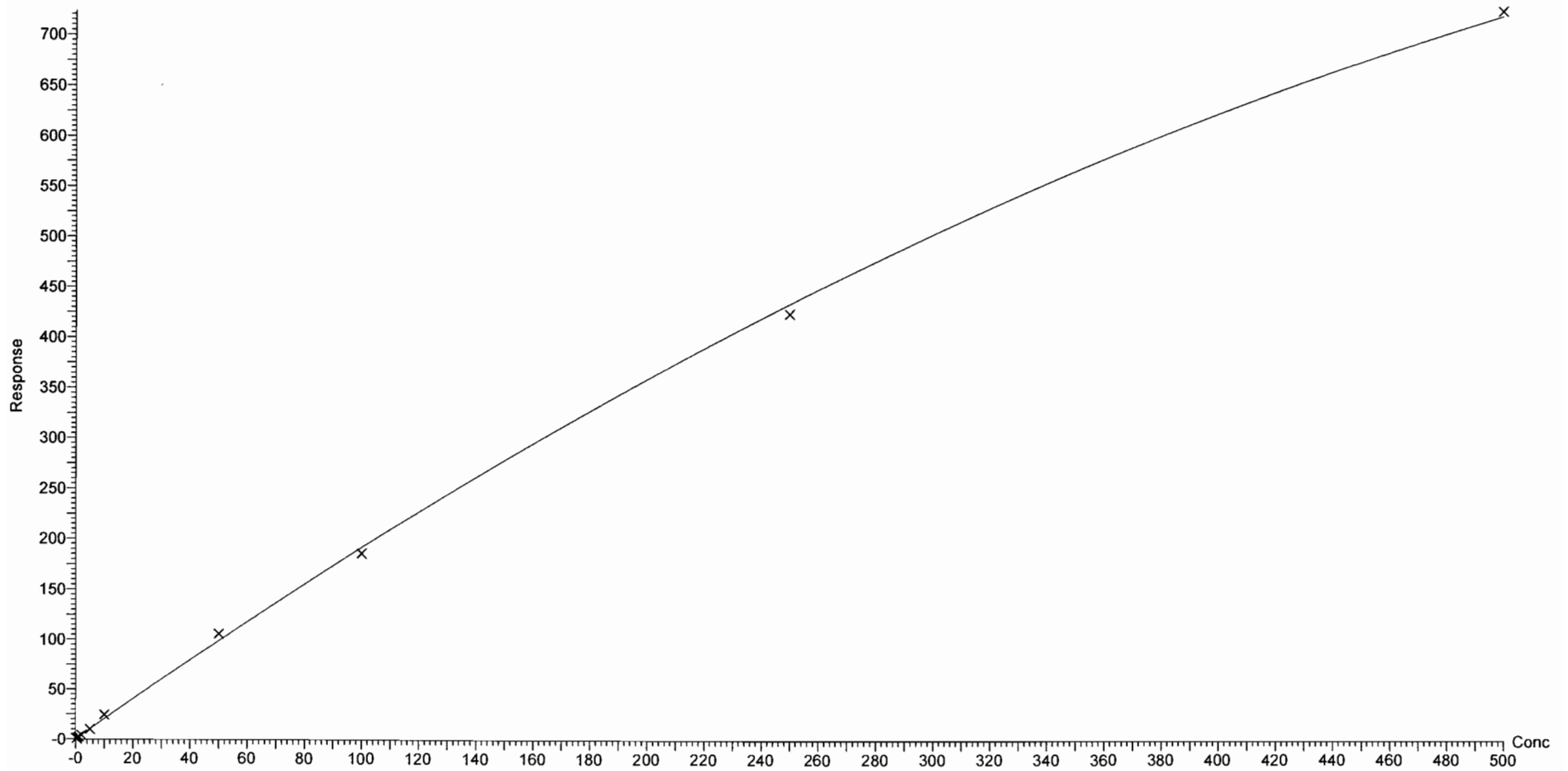
Compound name: PFTeDA

Coefficient of Determination: $R^2 = 0.998549$

Calibration curve: $-0.00119561 * x^2 + 2.03279 * x + 0.211977$

Response type: Internal Std (Ref 50), Area * (IS Conc. / IS Area)

Curve type: 2nd Order, Origin: Exclude, Weighting: 1/x, Axis trans: None



Dataset: F:\Projects\PFAS.PRO\Results\180227M1\180027M1-CRV.qld

Last Altered: Wednesday, February 28, 2018 11:20:16 Pacific Standard Time

Printed: Wednesday, February 28, 2018 11:20:36 Pacific Standard Time

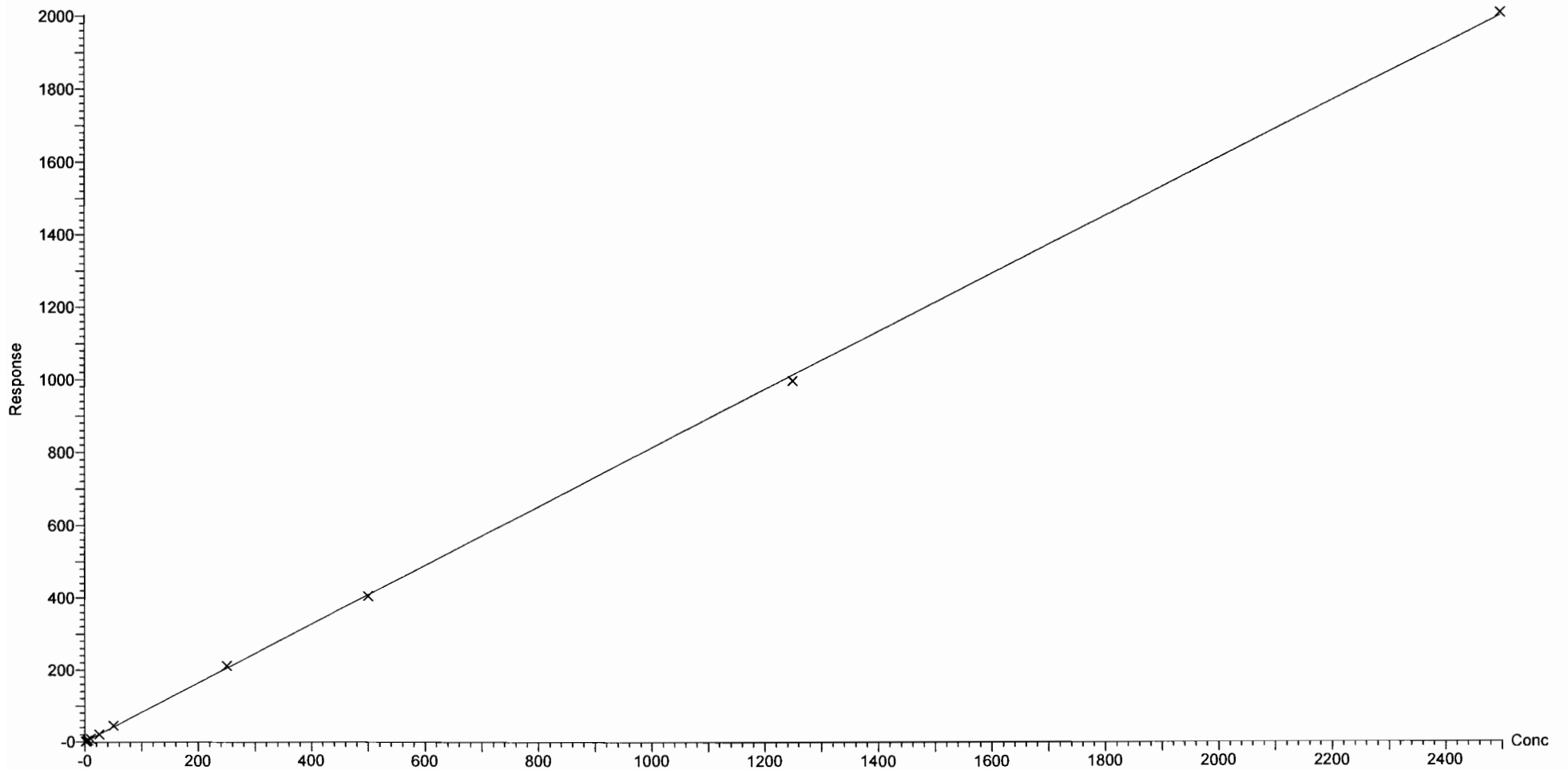
Compound name: N-EtFOSA

Coefficient of Determination: $R^2 = 0.999713$

Calibration curve: $-9.69338e-006 * x^2 + 0.822501 * x + 0.136285$

Response type: Internal Std (Ref 51), Area * (IS Conc. / IS Area)

Curve type: 2nd Order, Origin: Exclude, Weighting: 1/x, Axis trans: None



Dataset: F:\Projects\PFAS.PRO\Results\180227M1\180027M1-CRV.qld

Last Altered: Wednesday, February 28, 2018 11:20:16 Pacific Standard Time

Printed: Wednesday, February 28, 2018 11:20:36 Pacific Standard Time

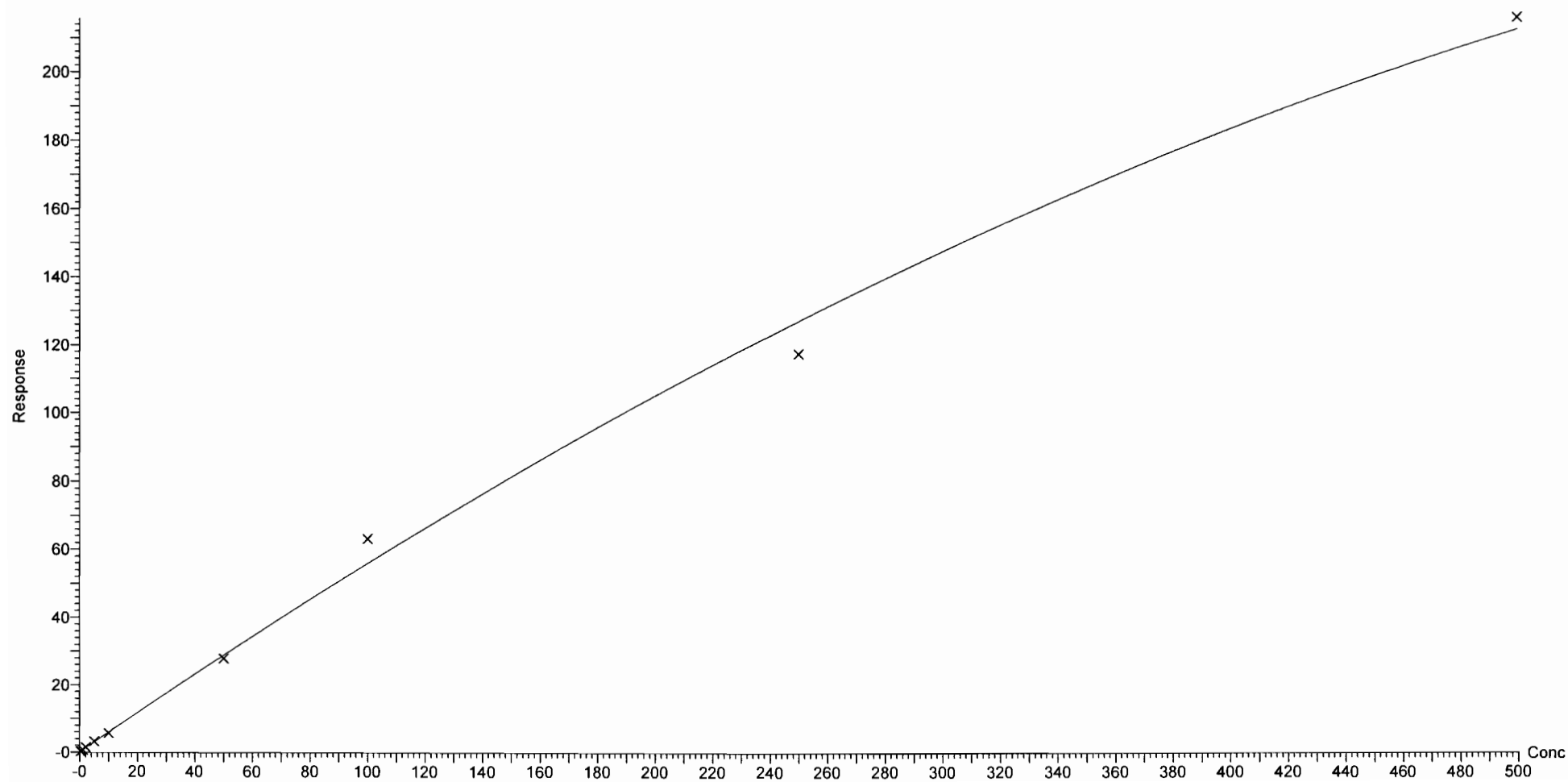
Compound name: PFHxDA

Coefficient of Determination: $R^2 = 0.995274$

Calibration curve: $-0.000335759 * x^2 + 0.591994 * x + 0.0884861$

Response type: Internal Std (Ref 52), Area * (IS Conc. / IS Area)

Curve type: 2nd Order, Origin: Exclude, Weighting: 1/x, Axis trans: None



Dataset: F:\Projects\PFAS.PRO\Results\180227M1\180027M1-CRV.qld

Last Altered: Wednesday, February 28, 2018 11:20:16 Pacific Standard Time

Printed: Wednesday, February 28, 2018 11:20:36 Pacific Standard Time

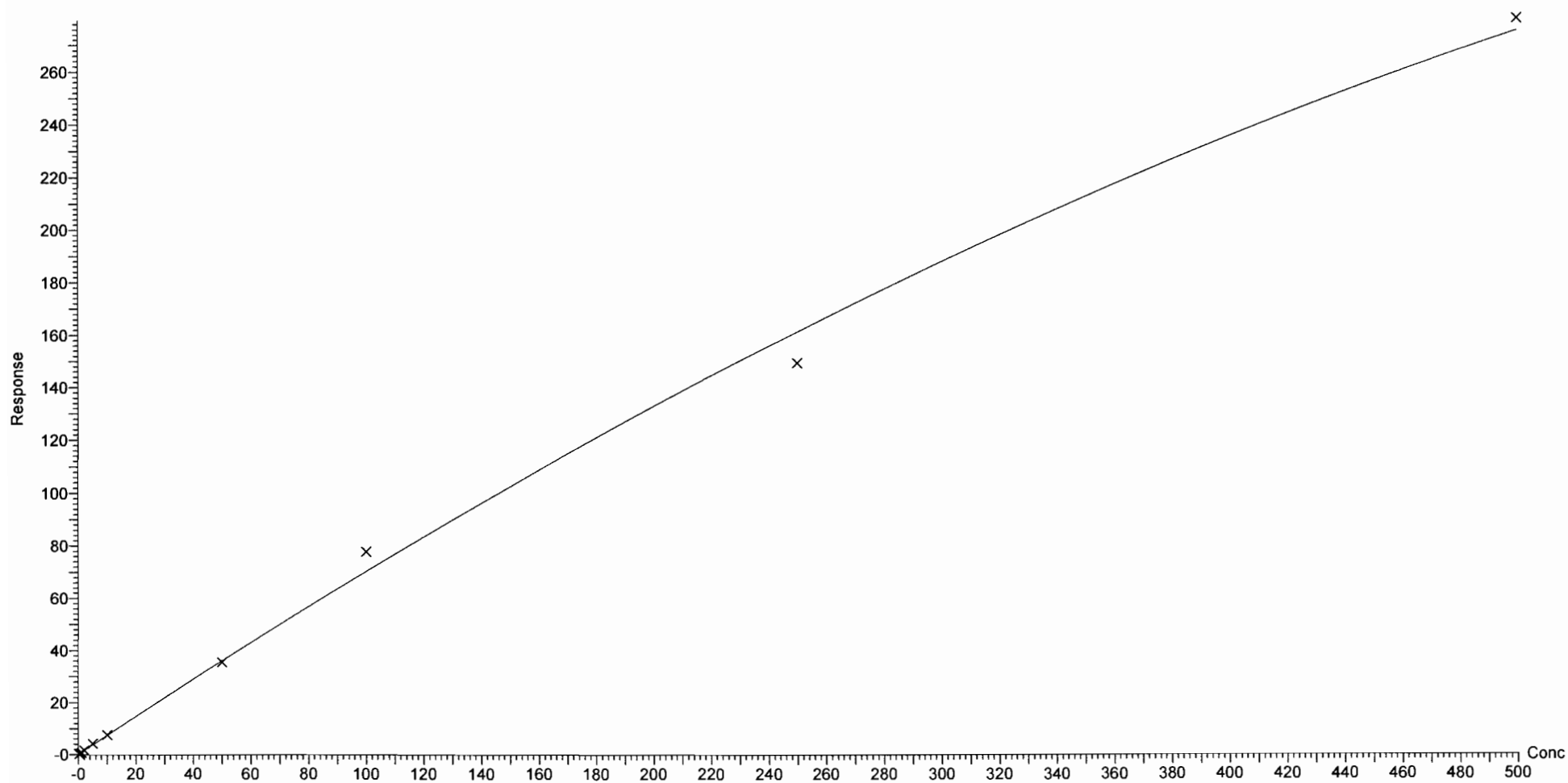
Compound name: PFODA

Coefficient of Determination: $R^2 = 0.996311$

Calibration curve: $-0.000382228 * x^2 + 0.740794 * x + 0.0260949$

Response type: Internal Std (Ref 52), Area * (IS Conc. / IS Area)

Curve type: 2nd Order, Origin: Include, Weighting: 1/x, Axis trans: None



Dataset: F:\Projects\PFAS.PRO\Results\180227M1\180027M1-CRV.qld

Last Altered: Wednesday, February 28, 2018 11:20:16 Pacific Standard Time

Printed: Wednesday, February 28, 2018 11:20:36 Pacific Standard Time

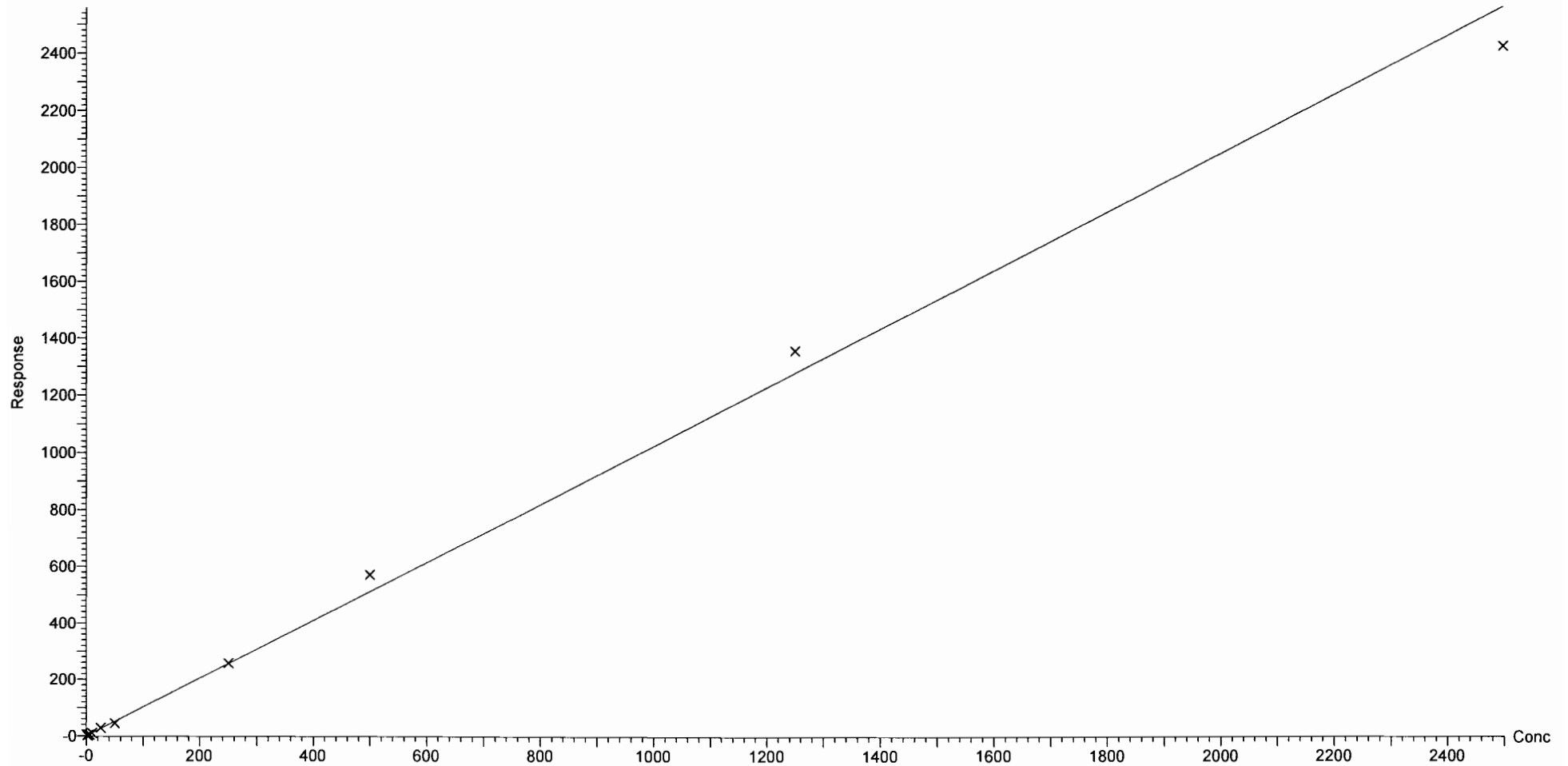
Compound name: N-MeFOSE

Correlation coefficient: $r = 0.997778$, $r^2 = 0.995562$

Calibration curve: $1.02304 * x + 0.0939698$

Response type: Internal Std (Ref 53), Area * (IS Conc. / IS Area)

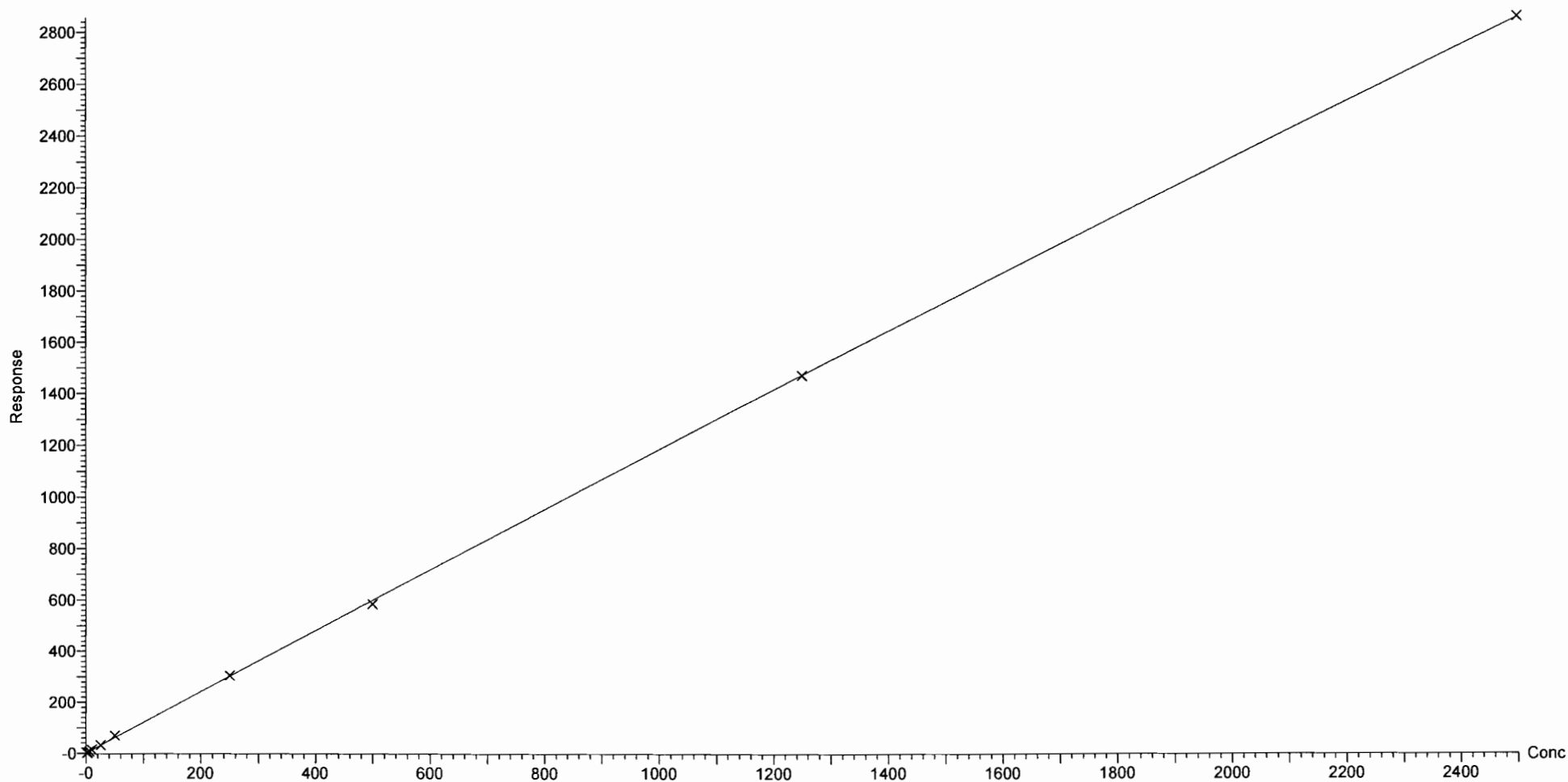
Curve type: Linear, Origin: Exclude, Weighting: 1/x, Axis trans: None



Dataset: F:\Projects\PFAS.PRO\Results\180227M1\180027M1-CRV.qld

Last Altered: Wednesday, February 28, 2018 11:20:16 Pacific Standard Time
Printed: Wednesday, February 28, 2018 11:20:36 Pacific Standard Time

Compound name: N-EtFOSE
Coefficient of Determination: $R^2 = 0.999564$
Calibration curve: $-2.88587e-005 * x^2 + 1.21265 * x + 0.607923$
Response type: Internal Std (Ref 54), Area * (IS Conc. / IS Area)
Curve type: 2nd Order, Origin: Exclude, Weighting: 1/x, Axis trans: None



Dataset: F:\Projects\PFAS.PRO\Results\180227M1\180027M1-CRV.qld

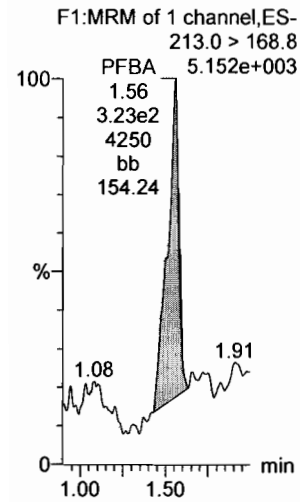
Last Altered: Wednesday, February 28, 2018 11:15:07 Pacific Standard Time
Printed: Wednesday, February 28, 2018 11:16:29 Pacific Standard Time

Method: F:\Projects\PFAS.PRO\MethDB\PFAS_FULL_80C_022718.mdb 28 Feb 2018 09:22:07

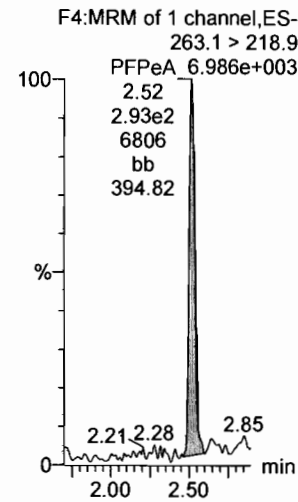
Calibration: F:\Projects\PFAS.PRO\CurveDB\C18_VAL-PFAS_Q4_02-27-18-FULL.cdb 28 Feb 2018 11:15:07

Name: 180227M1_2, Date: 27-Feb-2018, Time: 19:30:40, ID: ST180227M1-1 PFC CS-2 18B2312, Description: PFC CS-2 18B2312

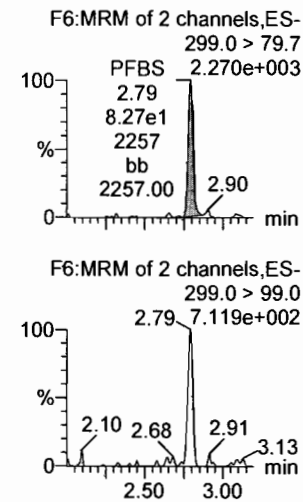
PFBA



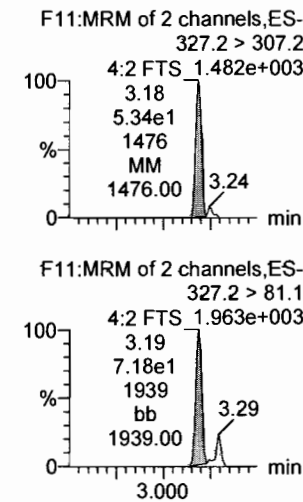
PFPeA



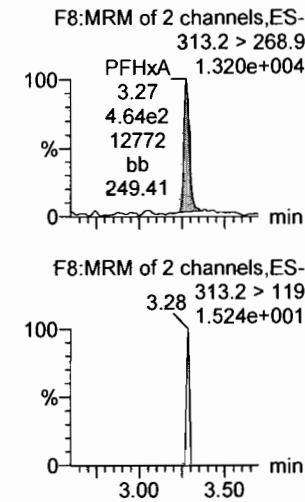
PFBS



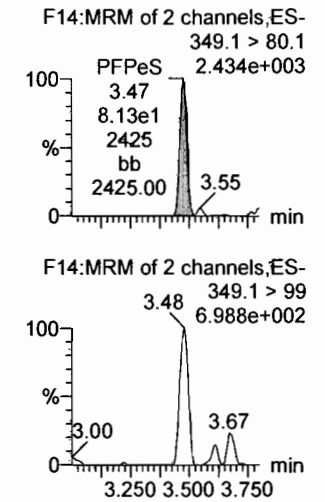
4:2 FTS



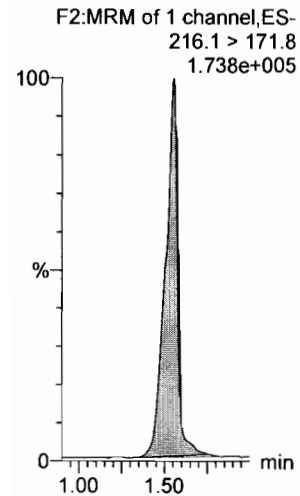
PFHxA



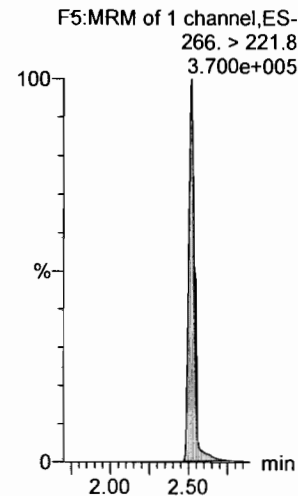
PFPeS



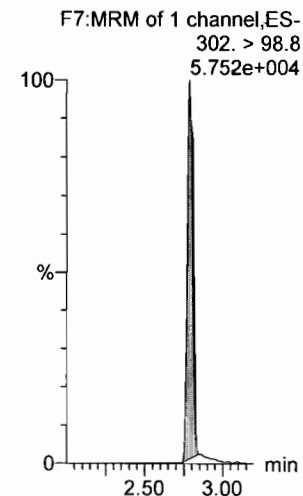
13C3-PFBA



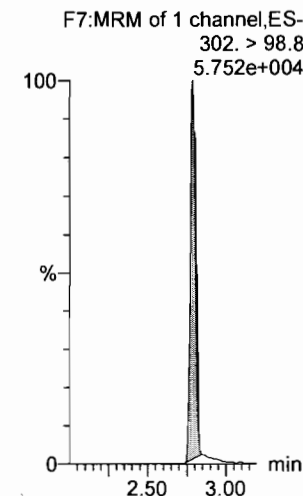
13C3-PFPeA



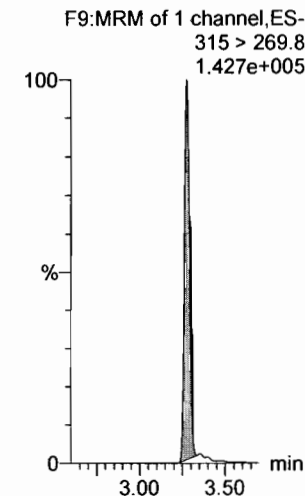
13C3-PFBS



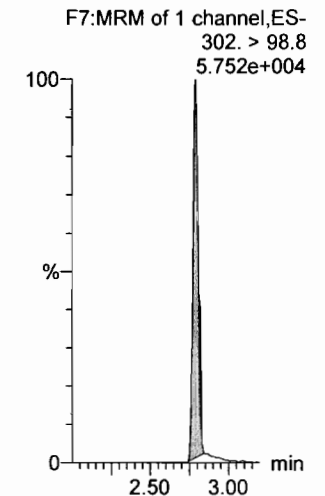
13C3-PFBS



13C2-PFHxA



13C3-PFBS

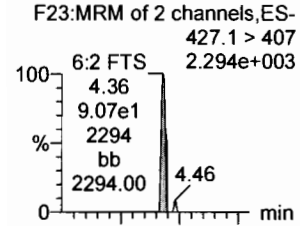


Dataset: F:\Projects\PFAS.PRO\Results\180227M1\180027M1-CRV.qld

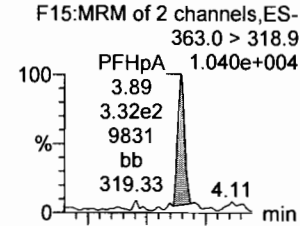
Last Altered: Wednesday, February 28, 2018 11:15:07 Pacific Standard Time
Printed: Wednesday, February 28, 2018 11:16:29 Pacific Standard Time

Name: 180227M1_2, Date: 27-Feb-2018, Time: 19:30:40, ID: ST180227M1-1 PFC CS-2 18B2312, Description: PFC CS-2 18B2312

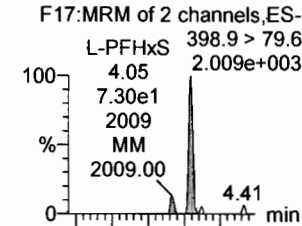
6:2 FTS



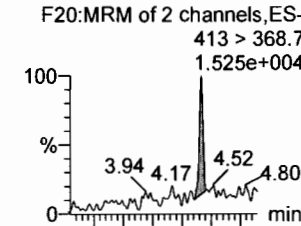
PFHpA



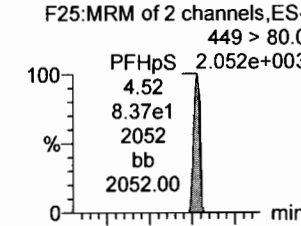
L-PFHxS



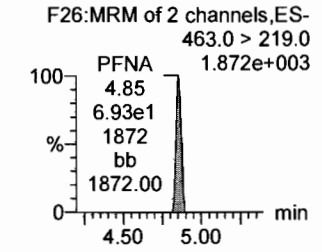
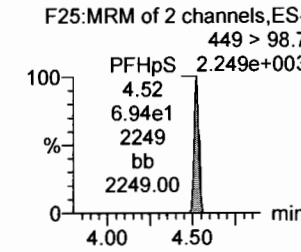
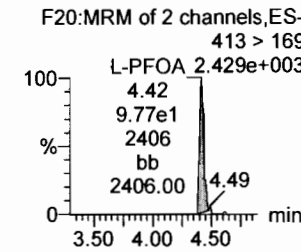
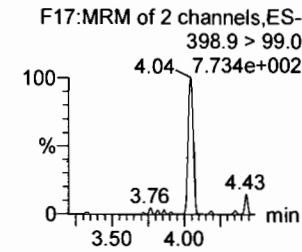
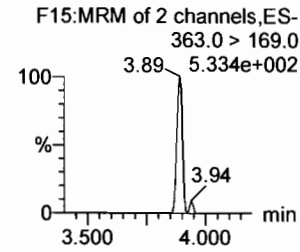
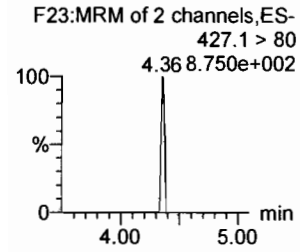
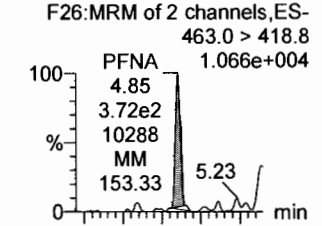
L-PFOA




PFHpS



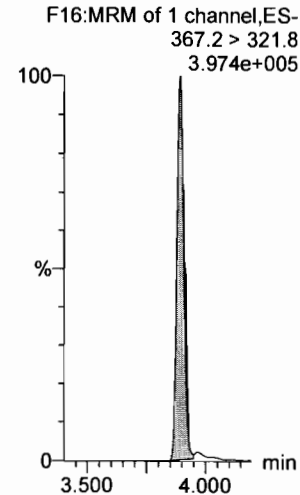
PFNA



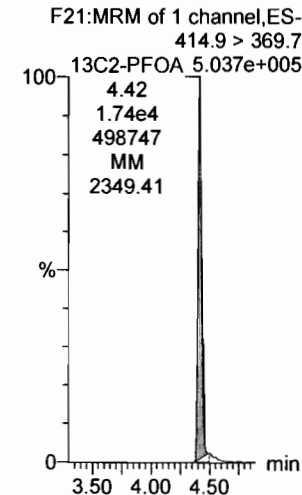
18O2-PFHxS



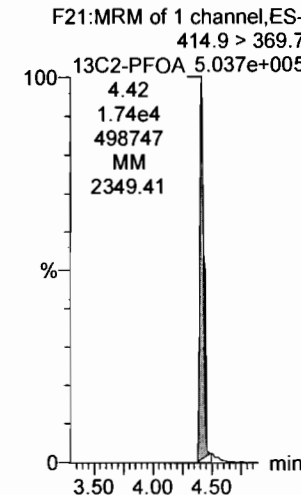
13C4-PFHpA




13C2-PFOA



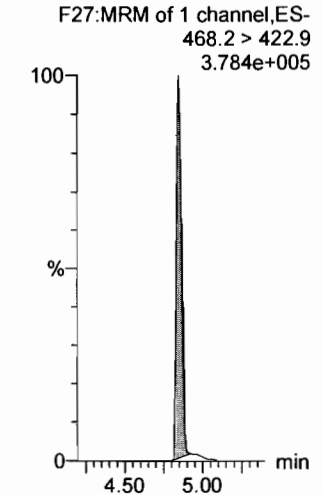
13C2-PFOA



13C2-PFOA



13C5-PFNA



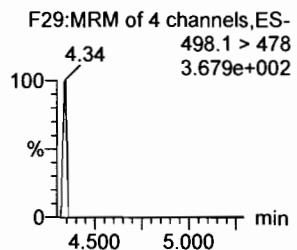
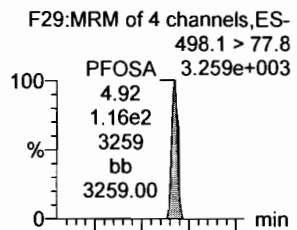
Dataset: F:\Projects\PFAS.PRO\Results\180227M1\180027M1-CRV.qld

Last Altered: Wednesday, February 28, 2018 11:15:07 Pacific Standard Time

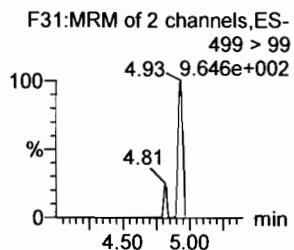
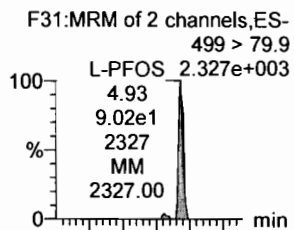
Printed: Wednesday, February 28, 2018 11:16:29 Pacific Standard Time

Name: 180227M1_2, Date: 27-Feb-2018, Time: 19:30:40, ID: ST180227M1-1 PFC CS-2 18B2312, Description: PFC CS-2 18B2312

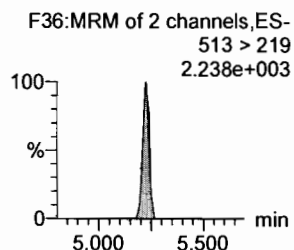
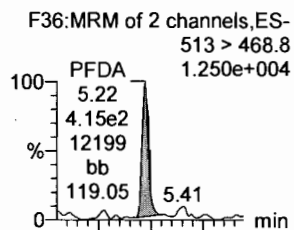
PFOSA



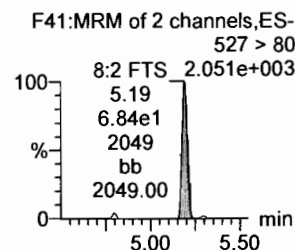
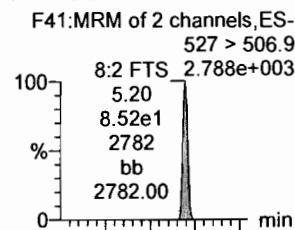
L-PFOS



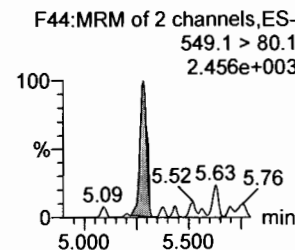
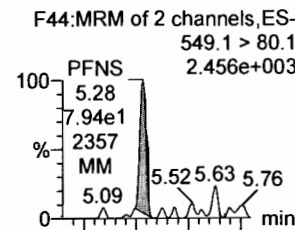
PFDA



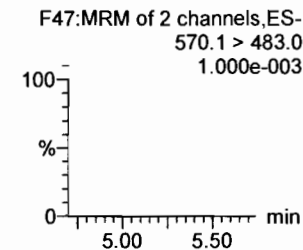
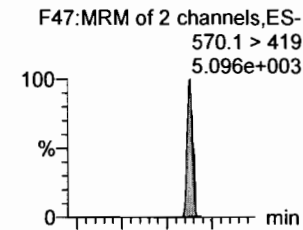
8:2 FTS



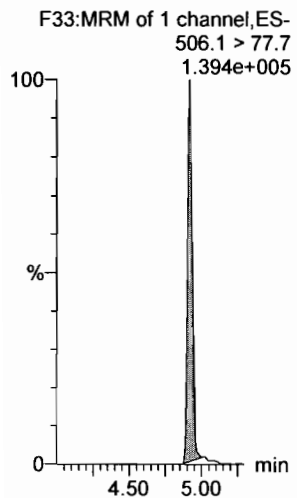
PFNS



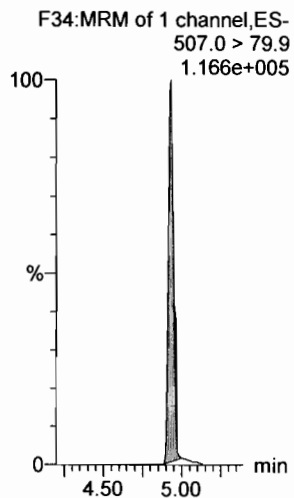
N-MeFOSAA



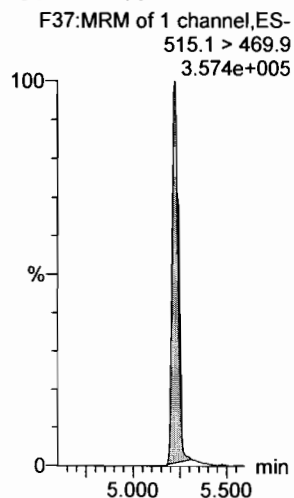
13C8-PFOSA



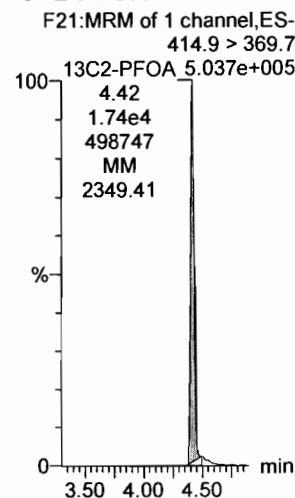
13C8-PFOS



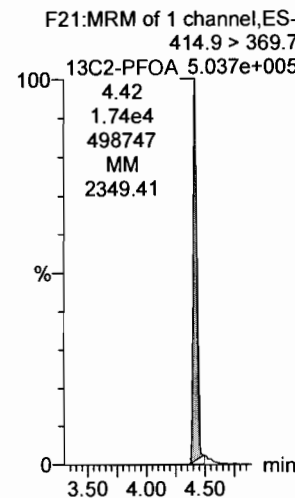
13C2-PFDA



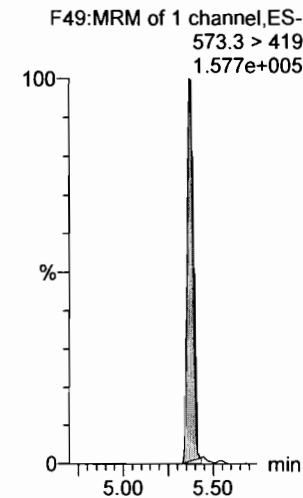
13C2-PFOA



13C2-PFOA



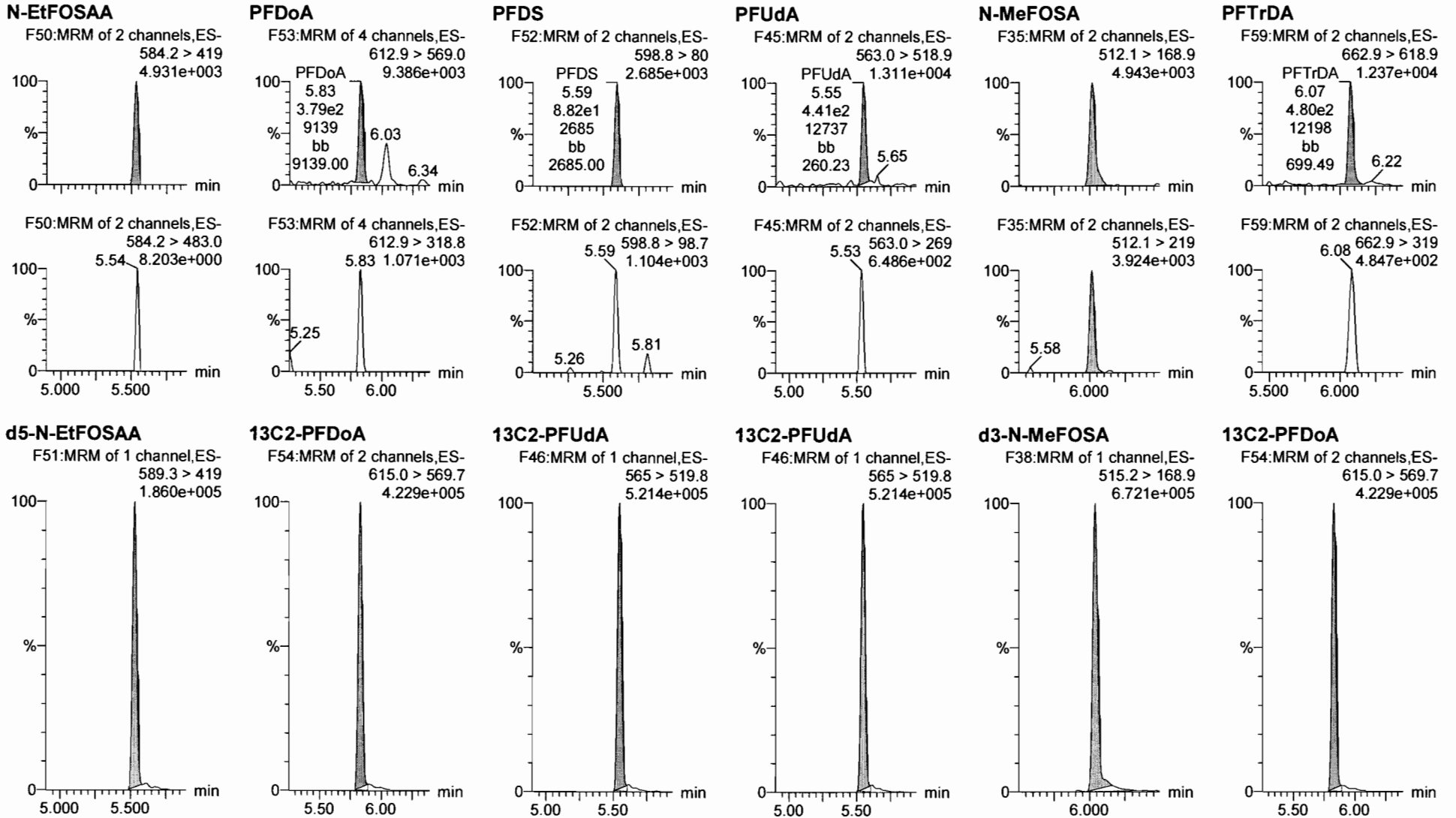
d3-N-MeFOSAA



Dataset: F:\Projects\PFAS.PRO\Results\180227M1\180027M1-CRV.qld

Last Altered: Wednesday, February 28, 2018 11:15:07 Pacific Standard Time
Printed: Wednesday, February 28, 2018 11:16:29 Pacific Standard Time

Name: 180227M1_2, Date: 27-Feb-2018, Time: 19:30:40, ID: ST180227M1-1 PFC CS-2 18B2312, Description: PFC CS-2 18B2312



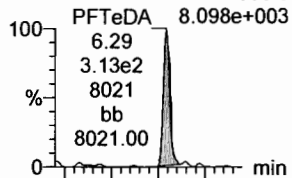
Dataset: F:\Projects\PFAS.PRO\Results\180227M1\180027M1-CRV.qld

Last Altered: Wednesday, February 28, 2018 11:15:07 Pacific Standard Time
Printed: Wednesday, February 28, 2018 11:16:29 Pacific Standard Time

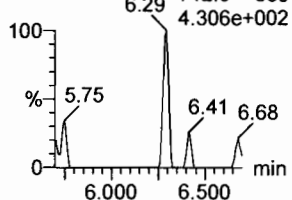
Name: 180227M1_2, Date: 27-Feb-2018, Time: 19:30:40, ID: ST180227M1-1 PFC CS-2 18B2312, Description: PFC CS-2 18B2312

PFTeDA

F60:MRM of 2 channels,ES-
712.9 > 668.8
8.098e+003

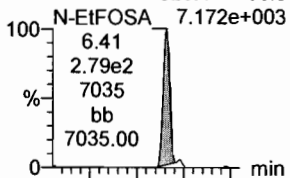


F60:MRM of 2 channels,ES-
712.9 > 369
4.306e+002

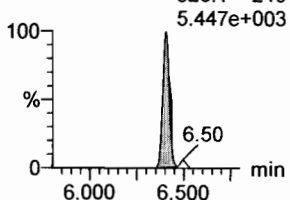


N-EtFOSA

F40:MRM of 2 channels,ES-
526.1 > 168.9
7.172e+003

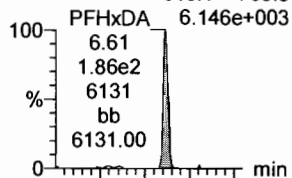


F40:MRM of 2 channels,ES-
526.1 > 219
5.447e+003

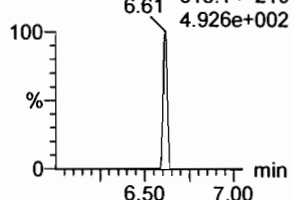


PFHxDA

F62:MRM of 2 channels,ES-
813.1 > 768.6
6.146e+003




F62:MRM of 2 channels,ES-
813.1 > 219
4.926e+002

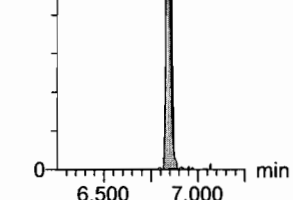


PFODA

F64:MRM of 1 channel,ES-
913.1 > 868.8
7.303e+003




F64:MRM of 1 channel,ES-
913.1 > 868.8
7.303e+003

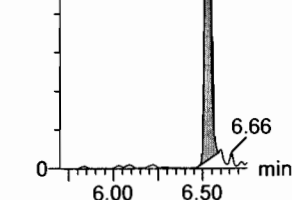


N-MeFOSE

F55:MRM of 1 channel,ES-
616.1 > 58.9
1.044e+004

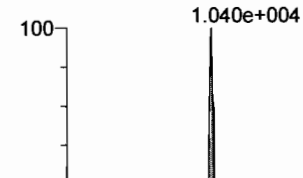


F55:MRM of 1 channel,ES-
616.1 > 58.9
1.044e+004

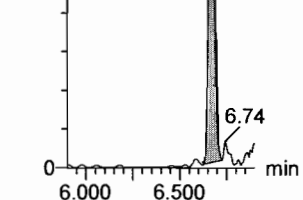


N-EtFOSE

F57:MRM of 1 channel,ES-
630.1 > 58.9
1.040e+004

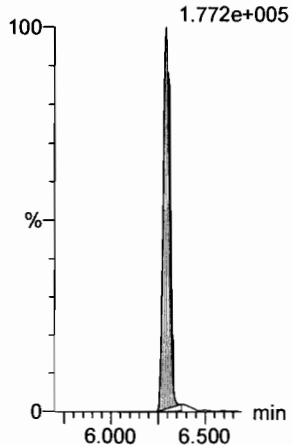


F57:MRM of 1 channel,ES-
630.1 > 58.9
1.040e+004



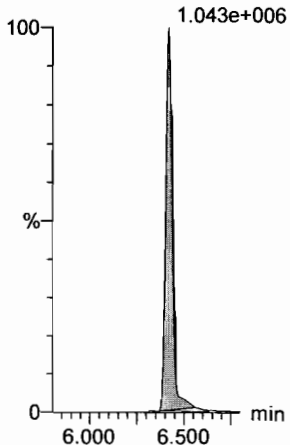
13C2-PFTeDA

F61:MRM of 2 channels,ES-
714.8 > 669.6
1.772e+005




d5-N-ETFOSA

F43:MRM of 1 channel,ES-
531.1 > 168.9
1.043e+006



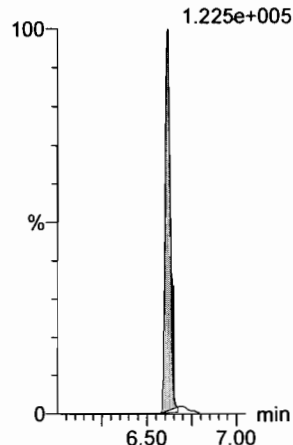
13C2-PFHxDA

F63:MRM of 1 channel,ES-
815 > 769.7
1.225e+005



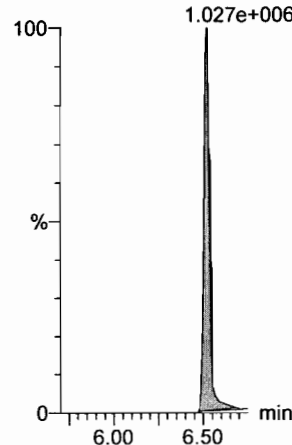
13C2-PFHxDA

F63:MRM of 1 channel,ES-
815 > 769.7
1.225e+005



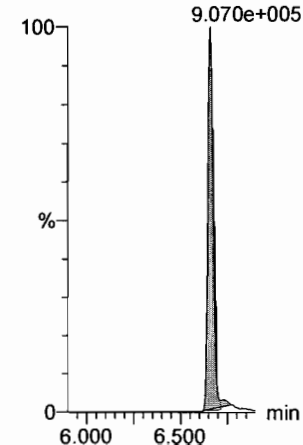
d7-N-MeFOSE

F56:MRM of 1 channel,ES-
623.1 > 58.9
1.027e+006



d9-N-EtFOSE

F58:MRM of 1 channel,ES-
639.2 > 58.8
9.070e+005



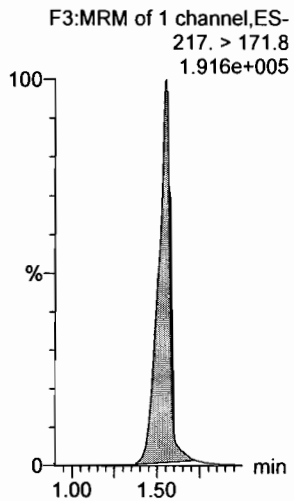
Dataset: F:\Projects\PFAS.PRO\Results\180227M1\180027M1-CRV.qld

Last Altered: Wednesday, February 28, 2018 11:15:07 Pacific Standard Time

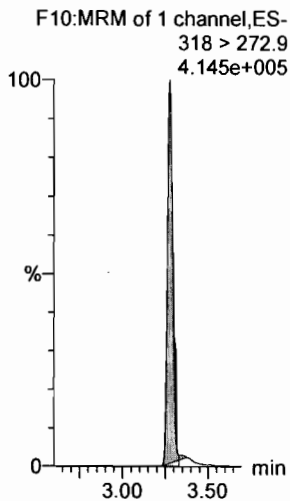
Printed: Wednesday, February 28, 2018 11:16:29 Pacific Standard Time

Name: 180227M1_2, Date: 27-Feb-2018, Time: 19:30:40, ID: ST180227M1-1 PFC CS-2 18B2312, Description: PFC CS-2 18B2312


13C4-PFBA



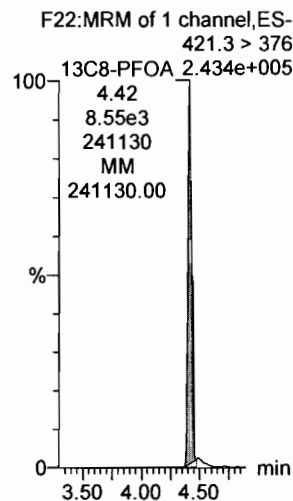
13C5-PFHxA



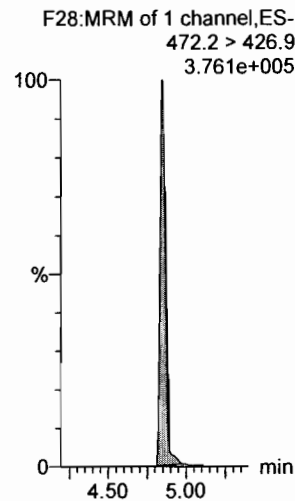
13C3-PFHxS



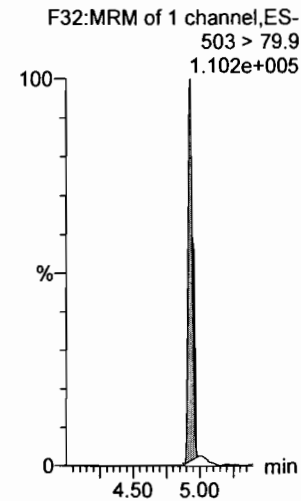
13C8-PFOA



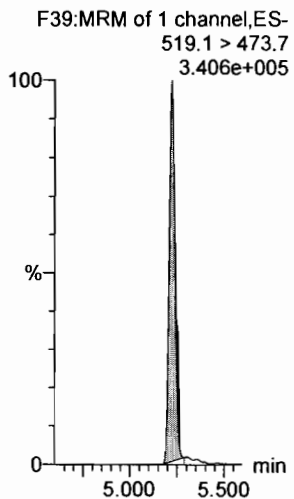
13C9-PFNA



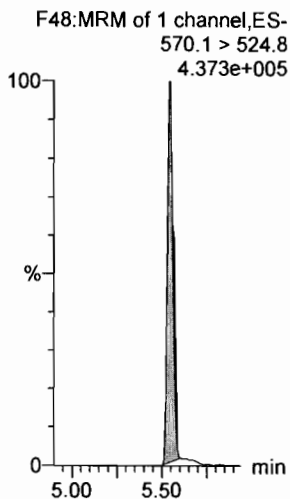
13C4-PFOS



13C6-PFDA



13C7-PFUdA

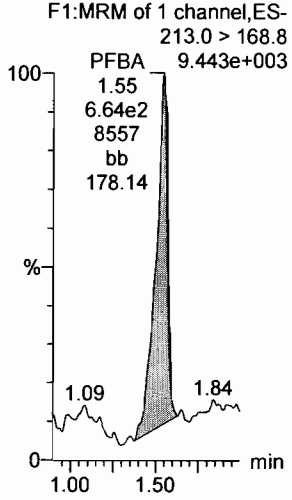


Dataset: F:\Projects\PFAS.PRO\Results\180227M1\180027M1-CRV.qld

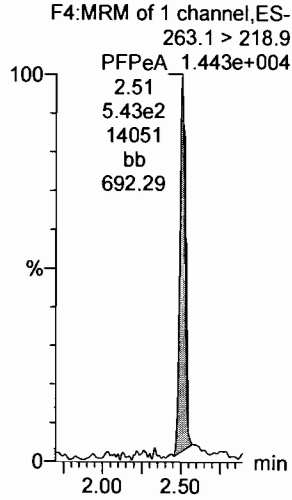
Last Altered: Wednesday, February 28, 2018 11:15:07 Pacific Standard Time
Printed: Wednesday, February 28, 2018 11:16:29 Pacific Standard Time

Name: 180227M1_3, Date: 27-Feb-2018, Time: 19:42:07, ID: ST180227M1-2 PFC CS-1 18B2313, Description: PFC CS-1 18B2313

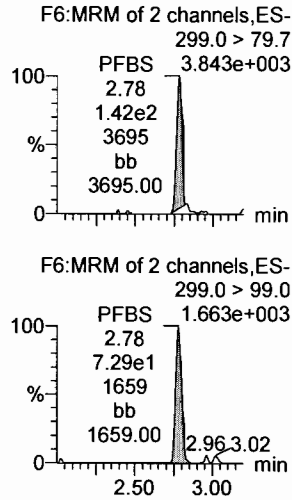
PFBA



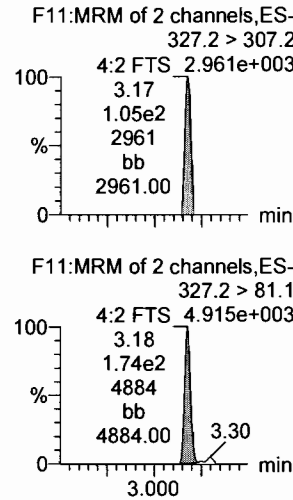
PFPeA



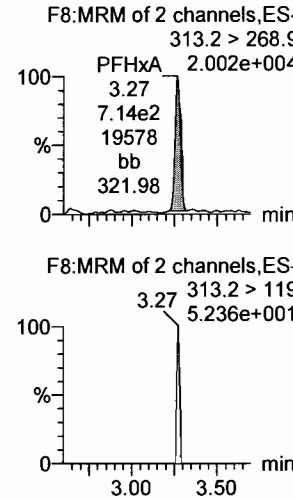
PFBS



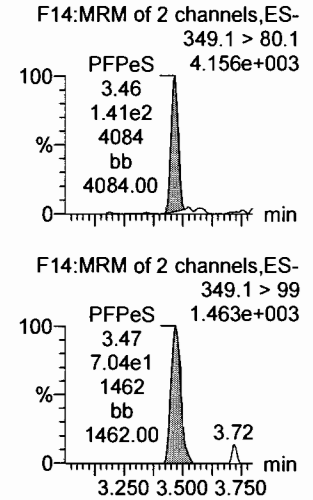
4:2 FTS



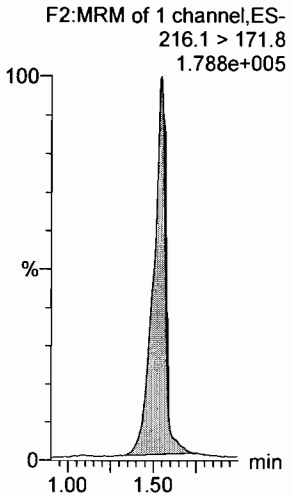
PFHxA



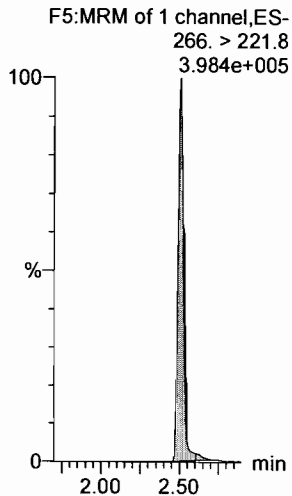
PFPeS



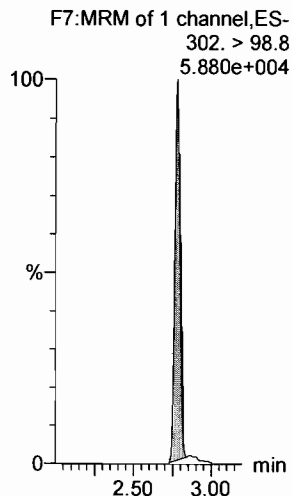
13C3-PFBA



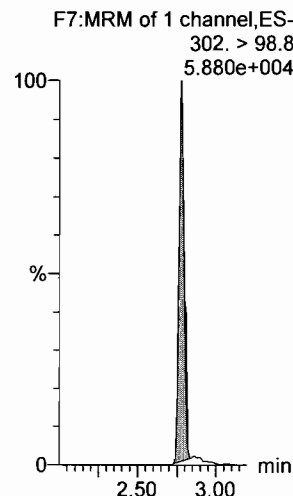
13C3-PFPeA



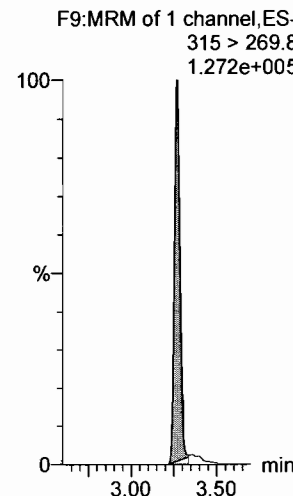
13C3-PFBS



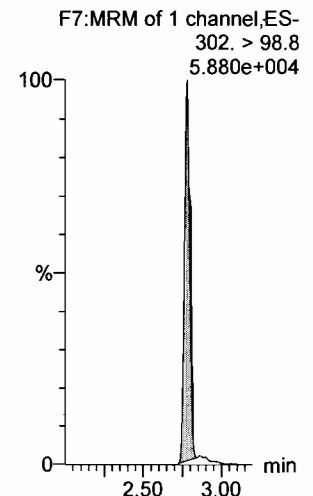
13C3-PFBS



13C2-PFHxA



13C3-PFBS

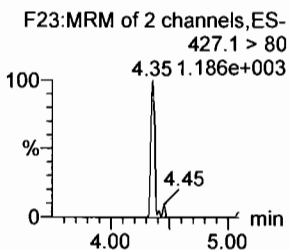
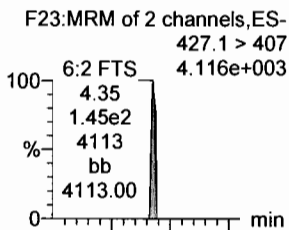


Dataset: F:\Projects\PFAS.PRO\Results\180227M1\180027M1-CRV.qld

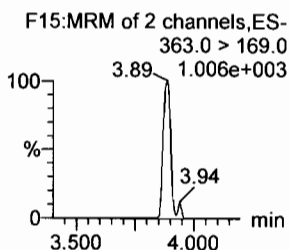
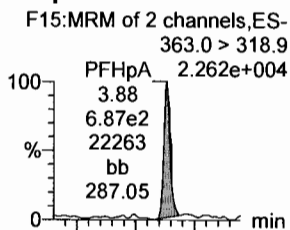
Last Altered: Wednesday, February 28, 2018 11:15:07 Pacific Standard Time
Printed: Wednesday, February 28, 2018 11:16:29 Pacific Standard Time

Name: 180227M1_3, Date: 27-Feb-2018, Time: 19:42:07, ID: ST180227M1-2 PFC CS-1 18B2313, Description: PFC CS-1 18B2313

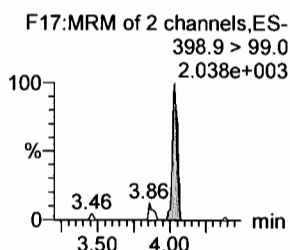
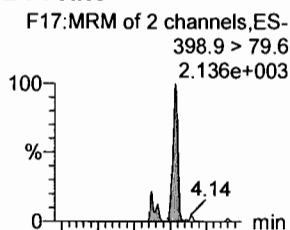
6:2 FTS



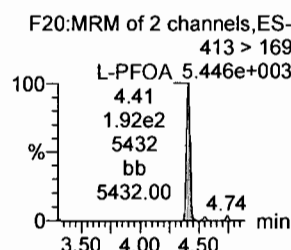
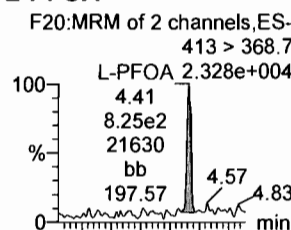
PFHpA



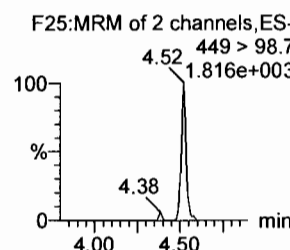
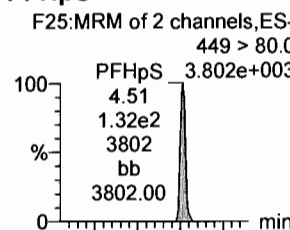
L-PFHxS



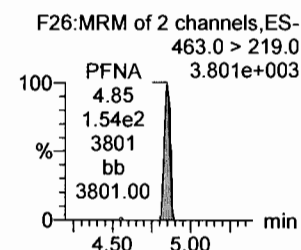
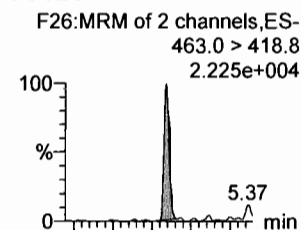
L-PFOA



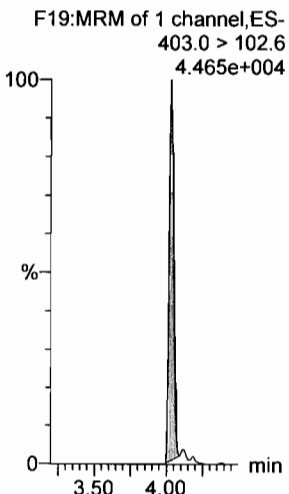
PFHpS



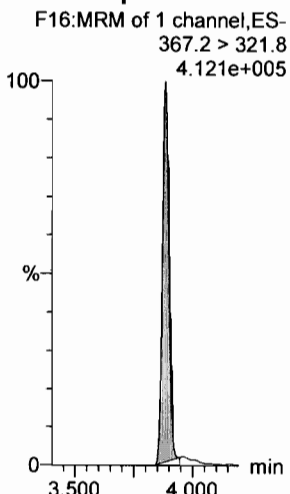
PFNA



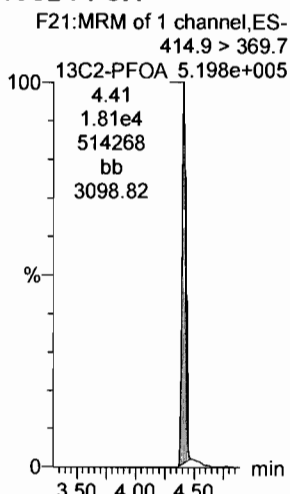
1802-PFHxS



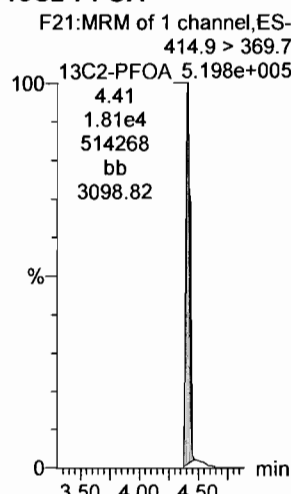
13C4-PFHpA



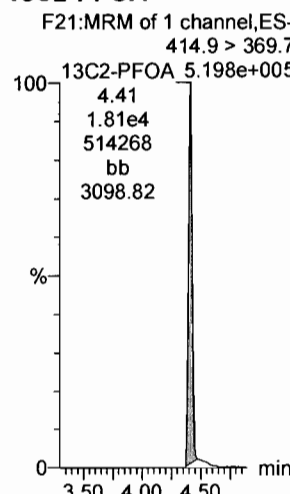
13C2-PFOA



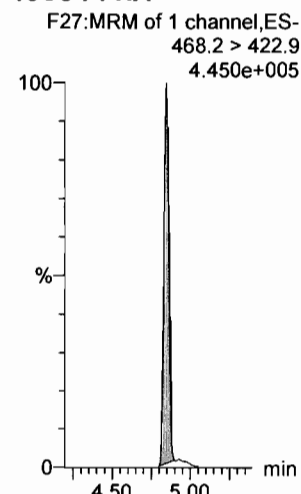
13C2-PFOA



13C2-PFOA



13C5-PFNA

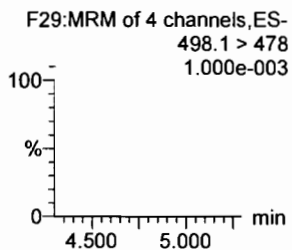
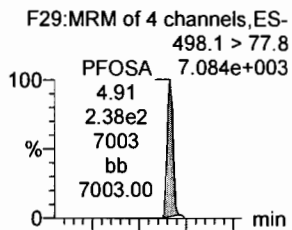


Dataset: F:\Projects\PFAS.PRO\Results\180227M1\180027M1-CRV.qld

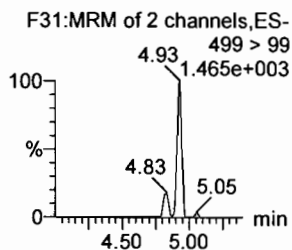
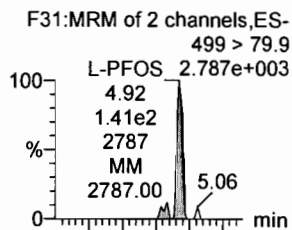
Last Altered: Wednesday, February 28, 2018 11:15:07 Pacific Standard Time
Printed: Wednesday, February 28, 2018 11:16:29 Pacific Standard Time

Name: 180227M1_3, Date: 27-Feb-2018, Time: 19:42:07, ID: ST180227M1-2 PFC CS-1 18B2313, Description: PFC CS-1 18B2313

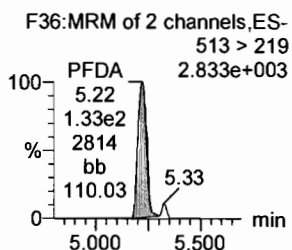
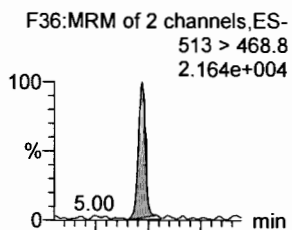
PFOSA



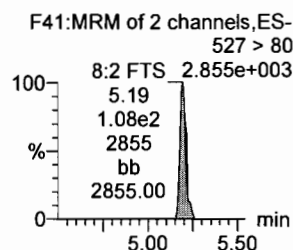
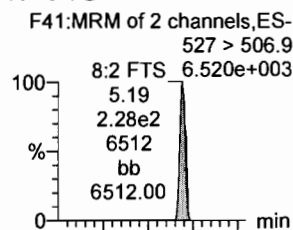
L-PFOS



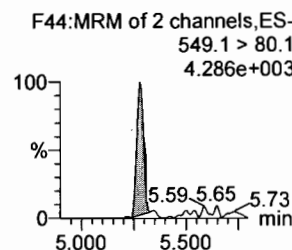
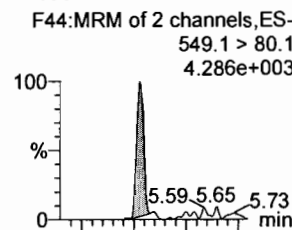
PFDA



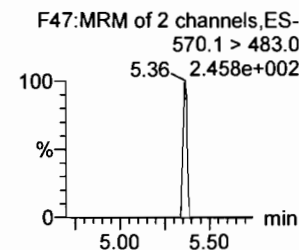
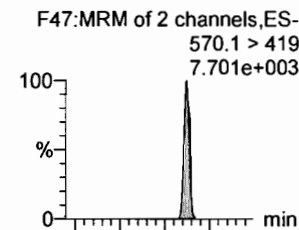
8:2 FTS



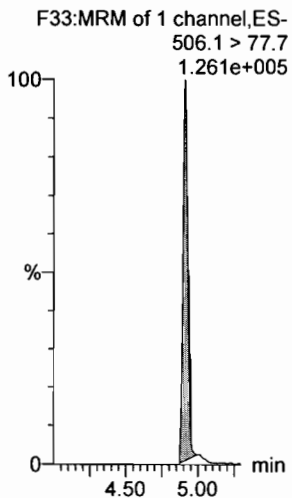
PFNS



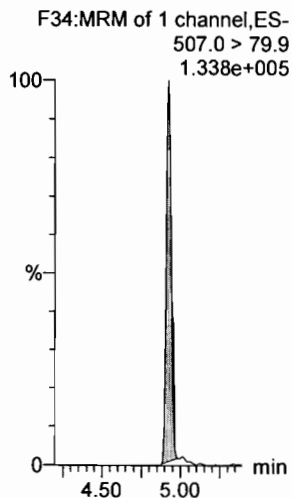
N-MeFOSAA



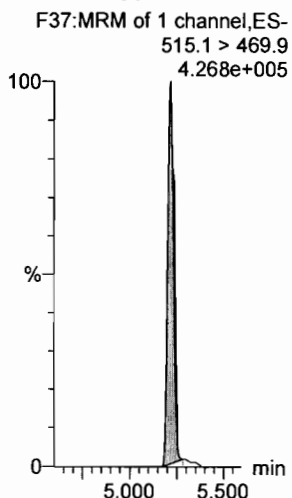
13C8-PFOSA




13C8-PFOS



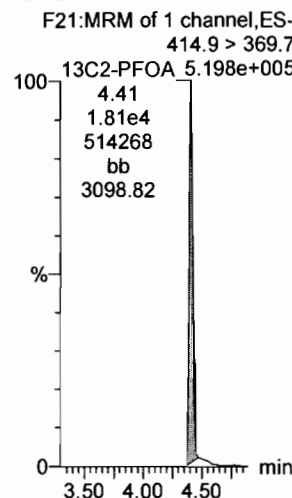
13C2-PFDA



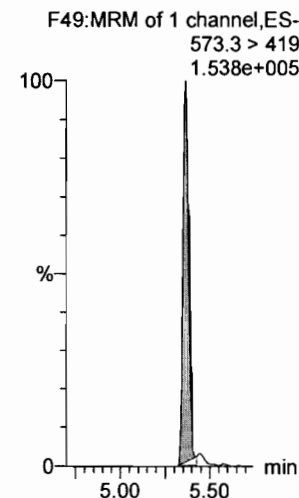
13C2-PFOA



13C2-PFOA



d3-N-MeFOSAA

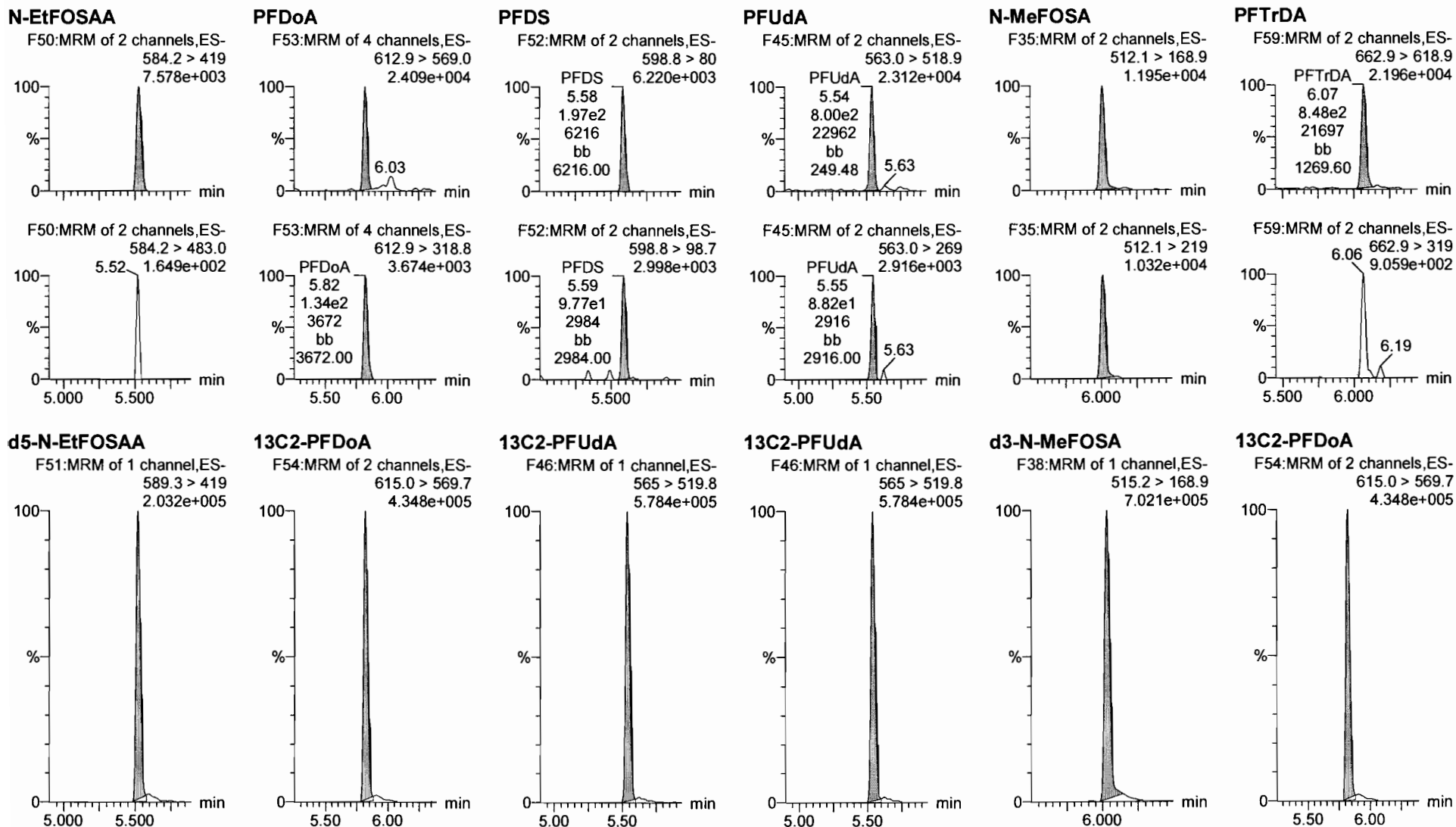


Dataset: F:\Projects\PFAS.PRO\Results\180227M1\180027M1-CRV.qld

Last Altered: Wednesday, February 28, 2018 11:15:07 Pacific Standard Time

Printed: Wednesday, February 28, 2018 11:16:29 Pacific Standard Time

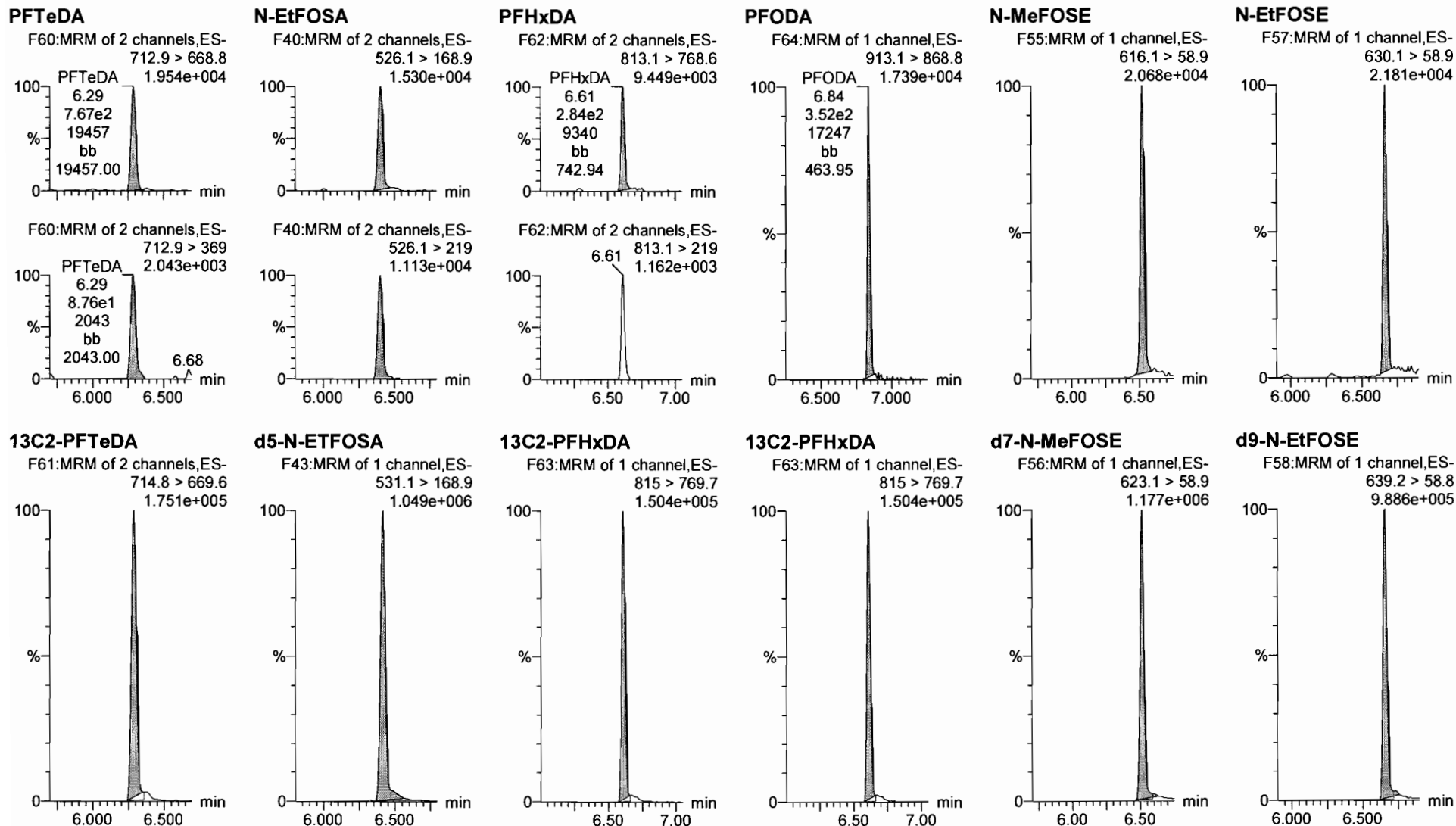
Name: 180227M1_3, Date: 27-Feb-2018, Time: 19:42:07, ID: ST180227M1-2 PFC CS-1 18B2313, Description: PFC CS-1 18B2313



Dataset: F:\Projects\PFAS.PRO\Results\180227M1\180027M1-CRV.qld

Last Altered: Wednesday, February 28, 2018 11:15:07 Pacific Standard Time
Printed: Wednesday, February 28, 2018 11:16:29 Pacific Standard Time

Name: 180227M1_3, Date: 27-Feb-2018, Time: 19:42:07, ID: ST180227M1-2 PFC CS-1 18B2313, Description: PFC CS-1 18B2313



Dataset: F:\Projects\PFAS.PRO\Results\180227M1\180027M1-CRV.qld

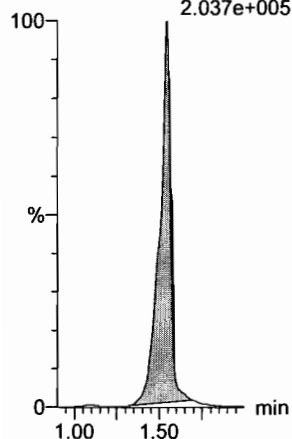
Last Altered: Wednesday, February 28, 2018 11:15:07 Pacific Standard Time

Printed: Wednesday, February 28, 2018 11:16:29 Pacific Standard Time

Name: 180227M1_3, Date: 27-Feb-2018, Time: 19:42:07, ID: ST180227M1-2 PFC CS-1 18B2313, Description: PFC CS-1 18B2313

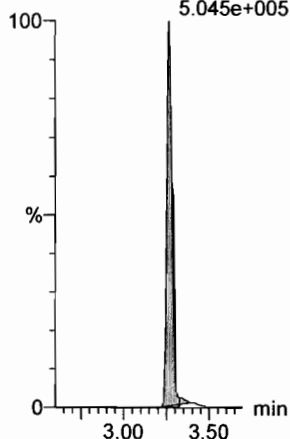
13C4-PFBA

F3:MRM of 1 channel,ES-
217. > 171.8
2.037e+005




13C5-PFHxA

F10:MRM of 1 channel,ES-
318 > 272.9
5.045e+005



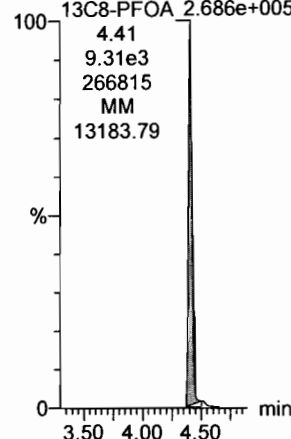
13C3-PFHxS

F18:MRM of 1 channel,ES-
401.9 > 79.9
1.054e+005



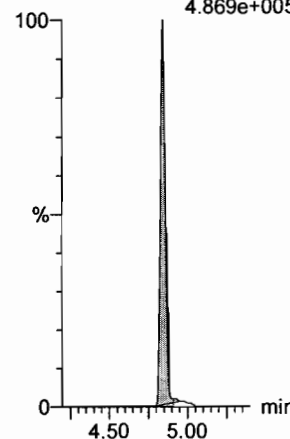
13C8-PFOA

F22:MRM of 1 channel,ES-
421.3 > 376
2.686e+005



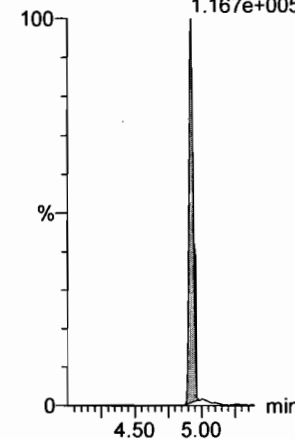
13C9-PFNA

F28:MRM of 1 channel,ES-
472.2 > 426.9
4.869e+005



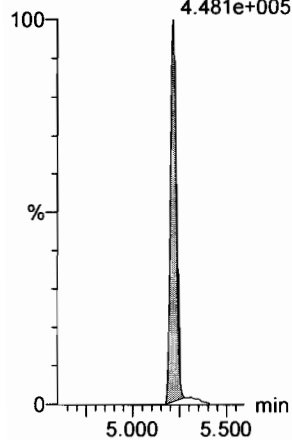
13C4-PFOS

F32:MRM of 1 channel,ES-
503 > 79.9
1.167e+005



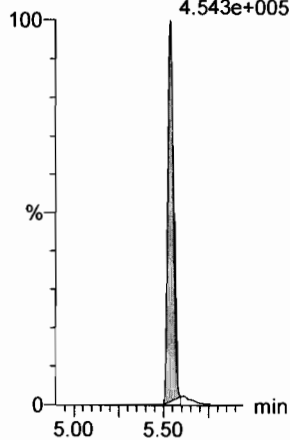
13C6-PFDA

F39:MRM of 1 channel,ES-
519.1 > 473.7
4.481e+005



13C7-PFUdA

F48:MRM of 1 channel,ES-
570.1 > 524.8
4.543e+005



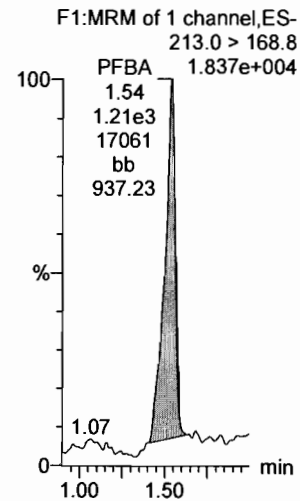
Dataset: F:\Projects\PFAS.PRO\Results\180227M1\180027M1-CRV.qld

Last Altered: Wednesday, February 28, 2018 11:15:07 Pacific Standard Time

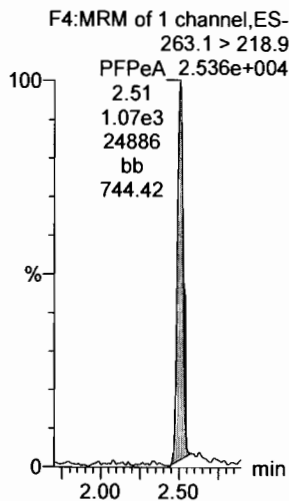
Printed: Wednesday, February 28, 2018 11:16:29 Pacific Standard Time

Name: 180227M1_4, Date: 27-Feb-2018, Time: 19:53:34, ID: ST180227M1-3 PFC CS0 18B2314, Description: PFC CS0 18B2314

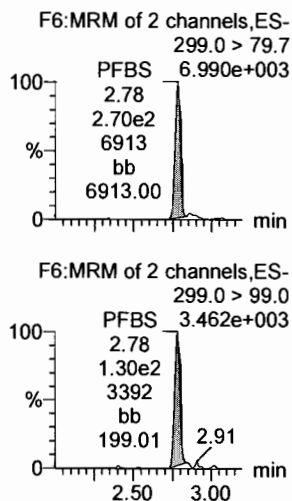
PFBA



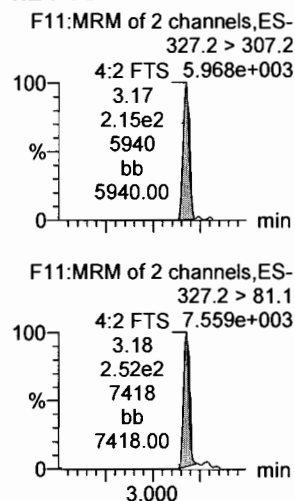
PFPeA



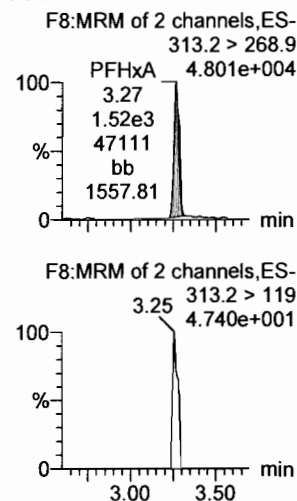
PFBS



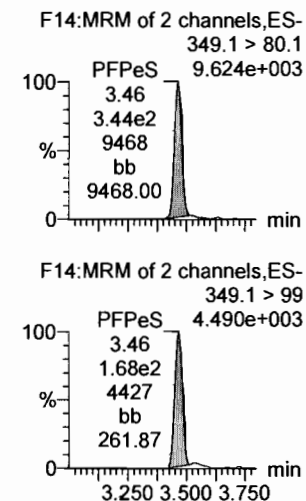
4:2 FTS



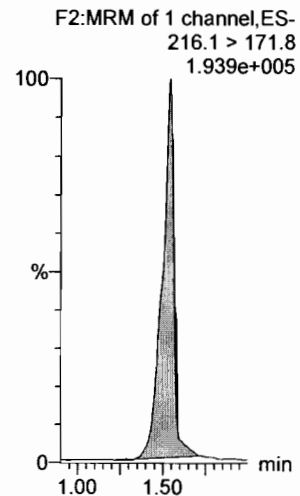
PFHxA



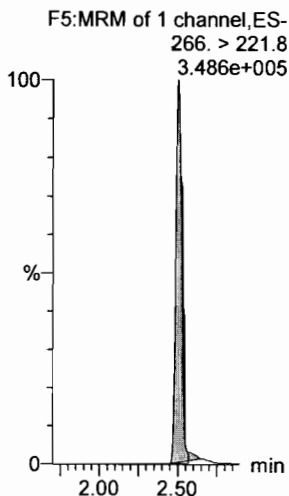
PFPeS



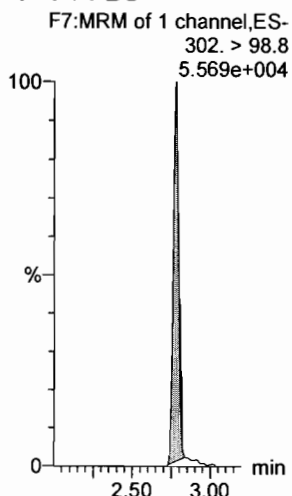
13C3-PFBA



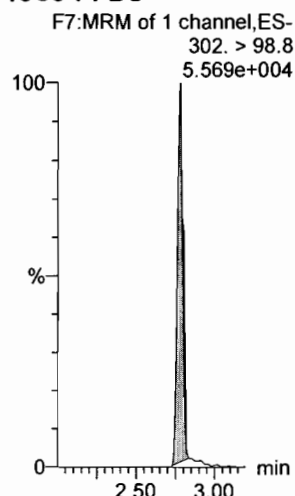
13C3-PFPeA



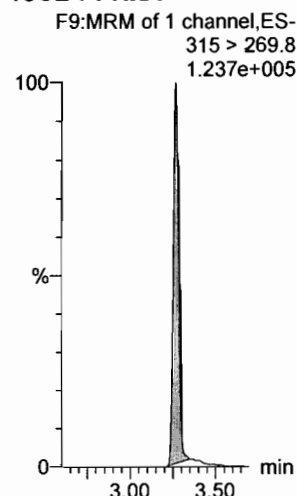
13C3-PFBS



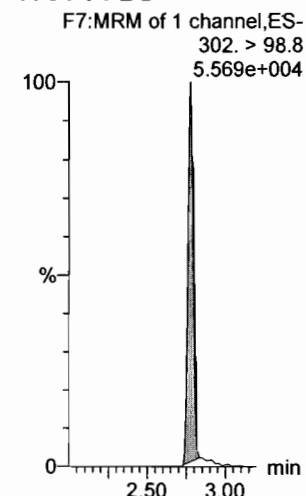
13C3-PFBS



13C2-PFHxA



13C3-PFBS



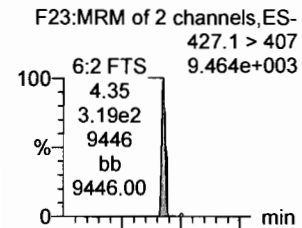
Dataset: F:\Projects\PFAS.PRO\Results\180227M1\180027M1-CRV.qld

Last Altered: Wednesday, February 28, 2018 11:15:07 Pacific Standard Time

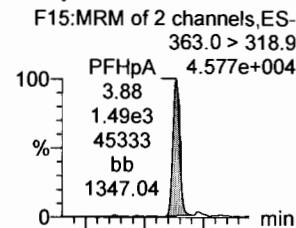
Printed: Wednesday, February 28, 2018 11:16:29 Pacific Standard Time

Name: 180227M1_4, Date: 27-Feb-2018, Time: 19:53:34, ID: ST180227M1-3 PFC CS0 18B2314, Description: PFC CS0 18B2314

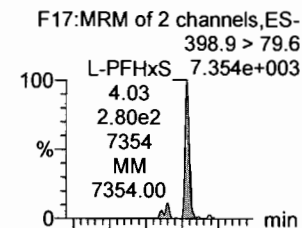
6:2 FTS



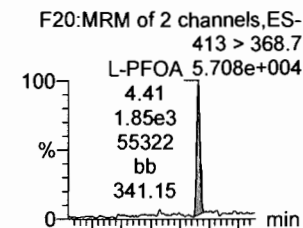
PFHpA



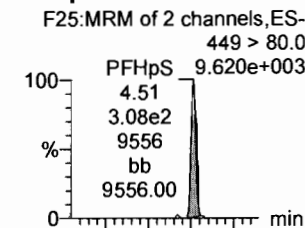
L-PFHxS



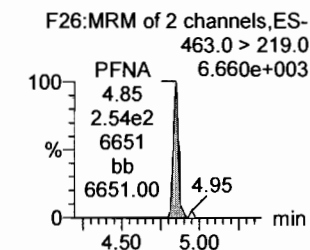
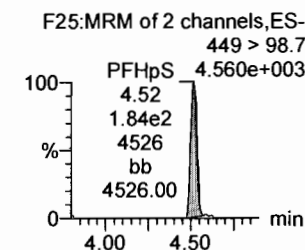
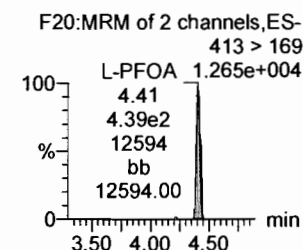
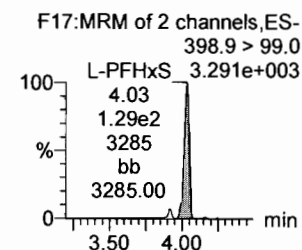
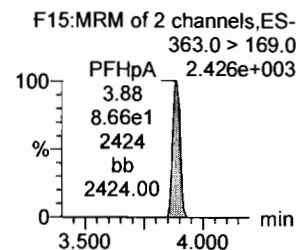
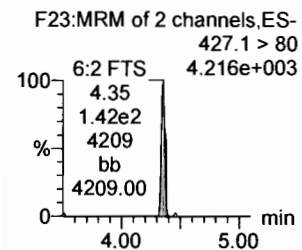
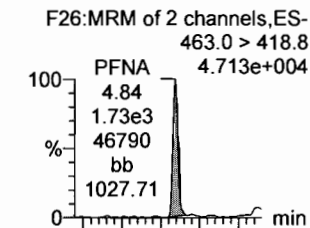
L-PFOA



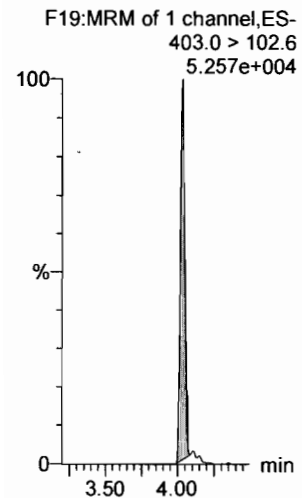
PFHpS



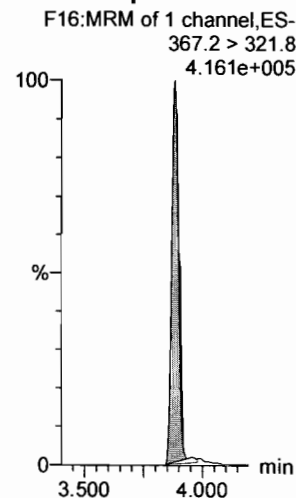
PFNA



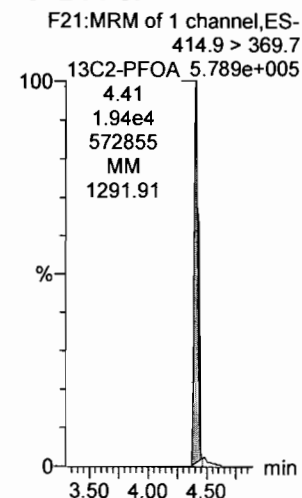
18O2-PFHxS



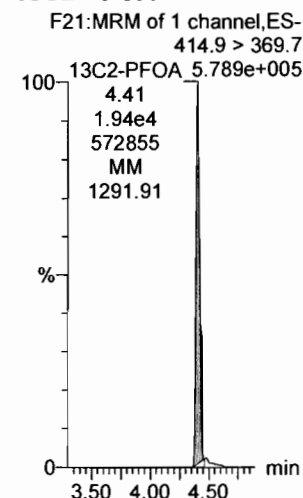
13C4-PFHpA



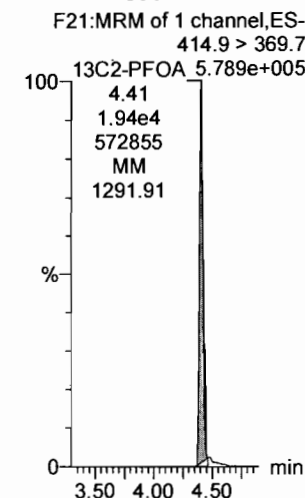
13C2-PFOA



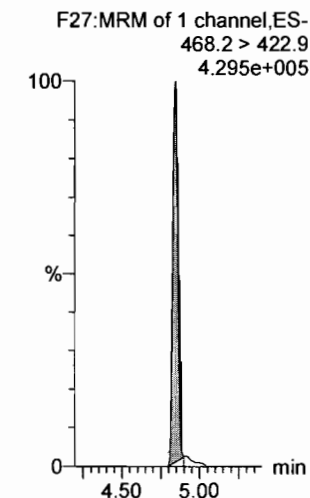
13C2-PFOA



13C2-PFOA



13C5-PFNA



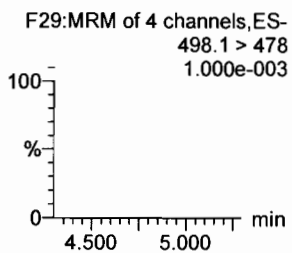
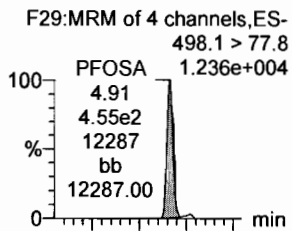
Dataset: F:\Projects\PFAS.PRO\Results\180227M1\180027M1-CRV.qld

Last Altered: Wednesday, February 28, 2018 11:15:07 Pacific Standard Time

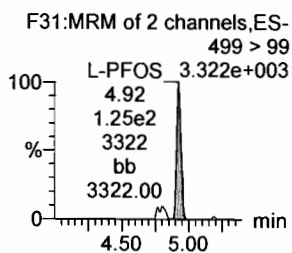
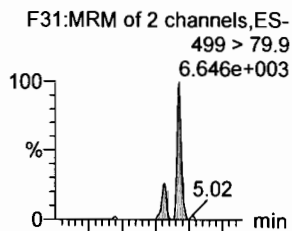
Printed: Wednesday, February 28, 2018 11:16:29 Pacific Standard Time

Name: 180227M1_4, Date: 27-Feb-2018, Time: 19:53:34, ID: ST180227M1-3 PFC CS0 18B2314, Description: PFC CS0 18B2314

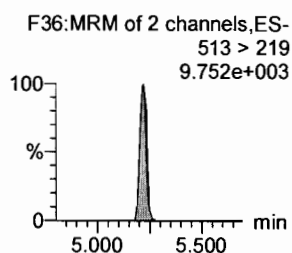
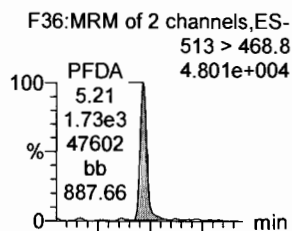
PFOSA



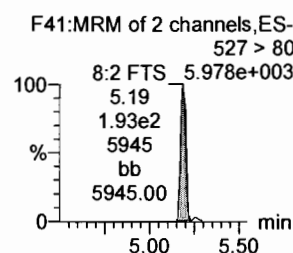
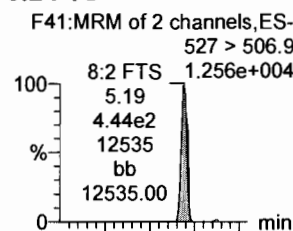
L-PFOS



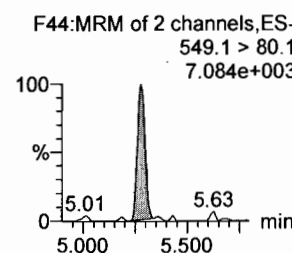
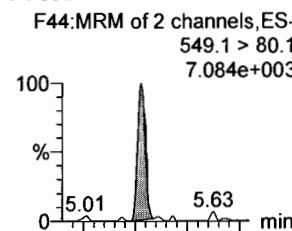
PFDA



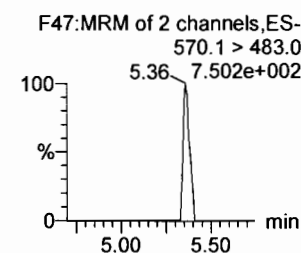
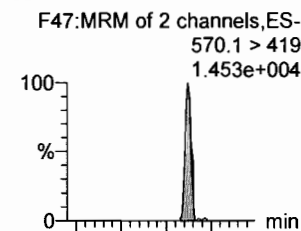
8:2 FTS



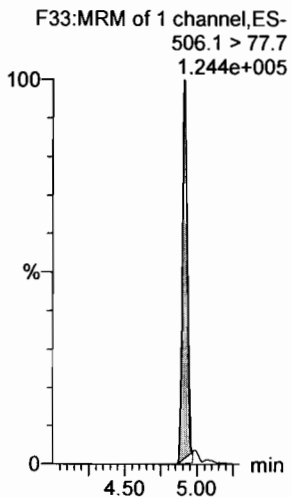
PFNS



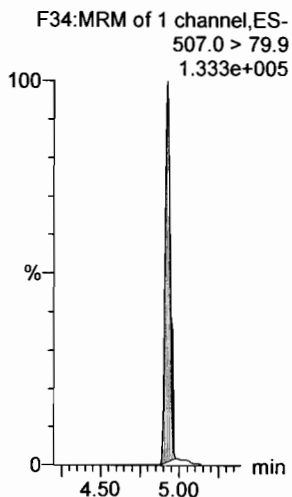
N-MeFOSAA



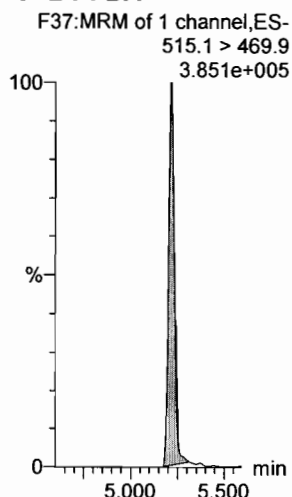
13C8-PFOSA



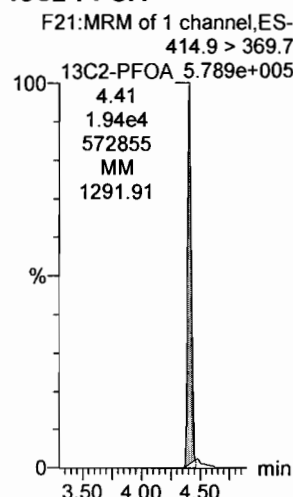
13C8-PFOS



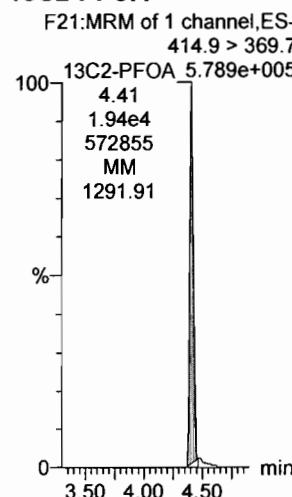
13C2-PFDA



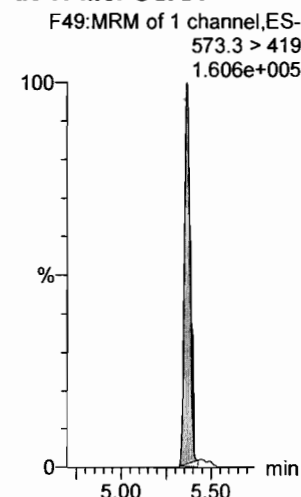
13C2-PFOA



13C2-PFOA



d3-N-MeFOSAA

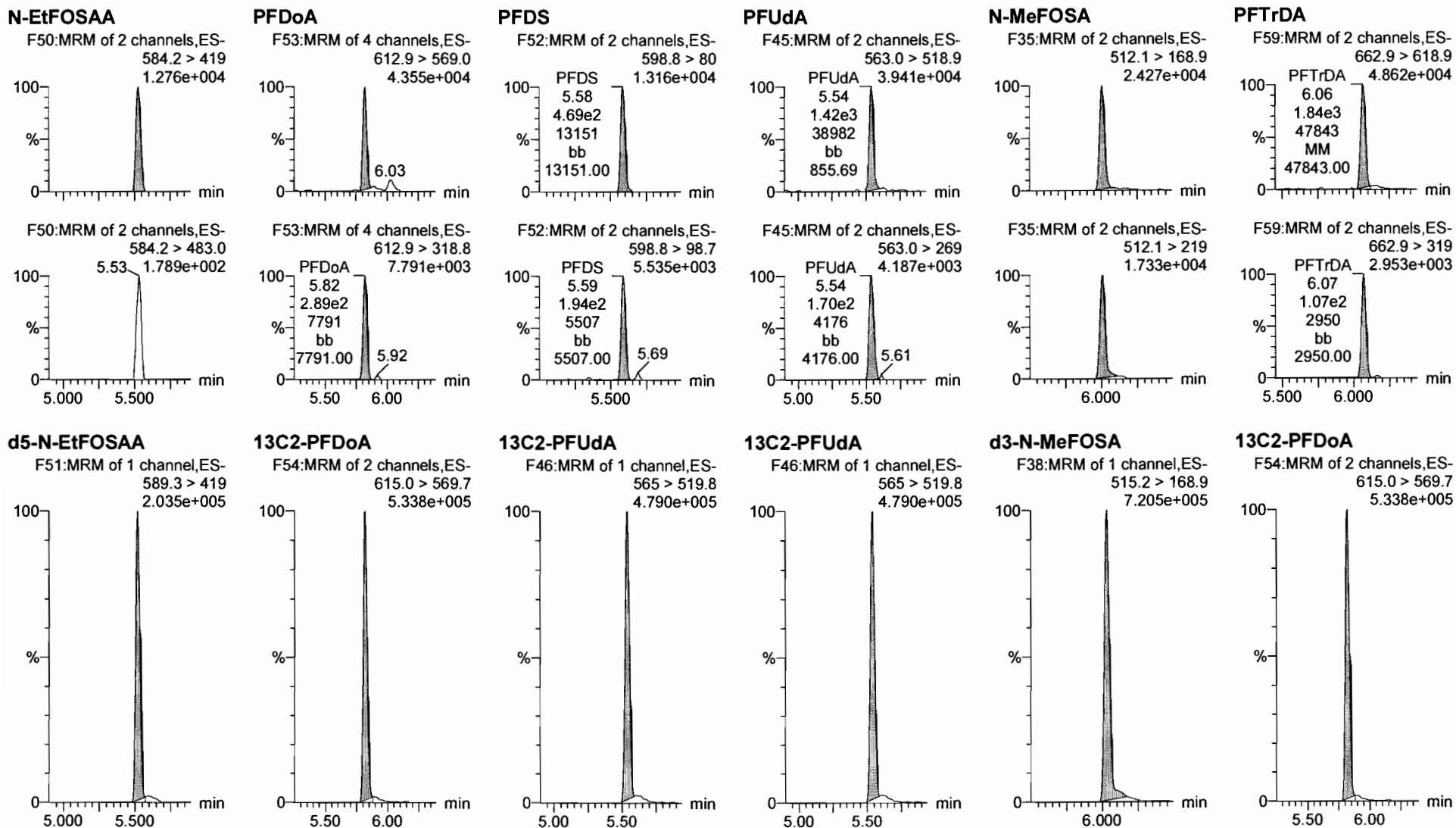


Dataset: F:\Projects\PFAS.PRO\Results\180227M1\180027M1-CRV.qld

Last Altered: Wednesday, February 28, 2018 11:15:07 Pacific Standard Time

Printed: Wednesday, February 28, 2018 11:16:29 Pacific Standard Time

Name: 180227M1_4, Date: 27-Feb-2018, Time: 19:53:34, ID: ST180227M1-3 PFC CS0 18B2314, Description: PFC CS0 18B2314

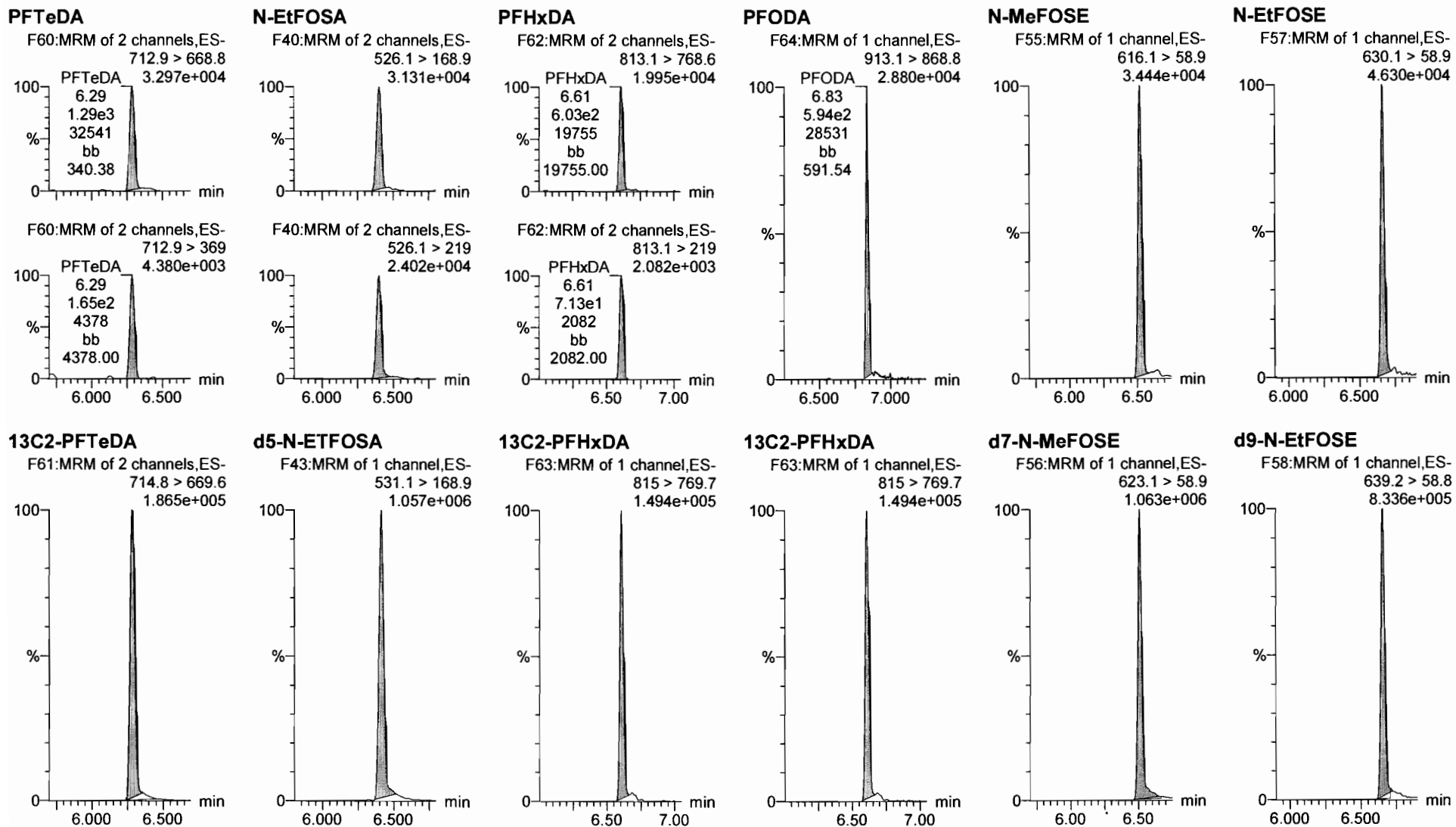


Dataset: F:\Projects\PFAS.PRO\Results\180227M1\180027M1-CRV.qld

Last Altered: Wednesday, February 28, 2018 11:15:07 Pacific Standard Time

Printed: Wednesday, February 28, 2018 11:16:29 Pacific Standard Time

Name: 180227M1_4, Date: 27-Feb-2018, Time: 19:53:34, ID: ST180227M1-3 PFC CS0 18B2314, Description: PFC CS0 18B2314



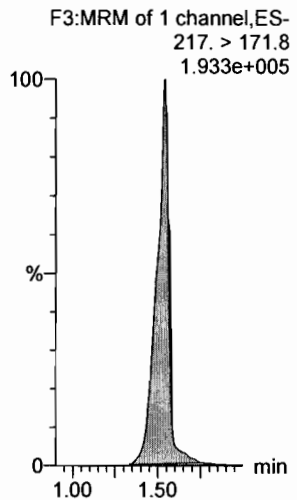
Dataset: F:\Projects\PFAS.PRO\Results\180227M1\180027M1-CRV.qld

Last Altered: Wednesday, February 28, 2018 11:15:07 Pacific Standard Time

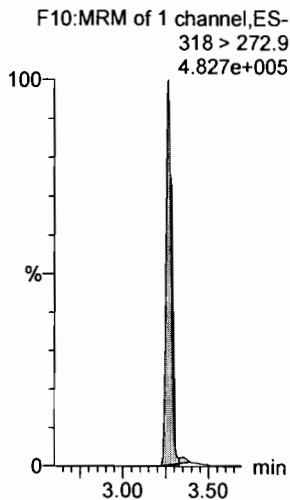
Printed: Wednesday, February 28, 2018 11:16:29 Pacific Standard Time

Name: 180227M1_4, Date: 27-Feb-2018, Time: 19:53:34, ID: ST180227M1-3 PFC CS0 18B2314, Description: PFC CS0 18B2314


13C4-PFBA



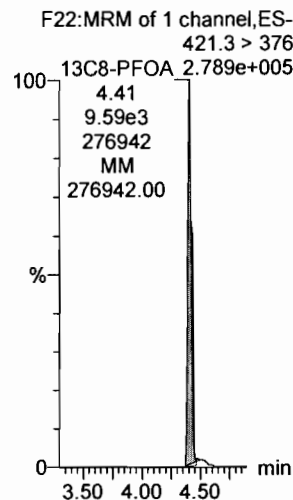
13C5-PFHxA



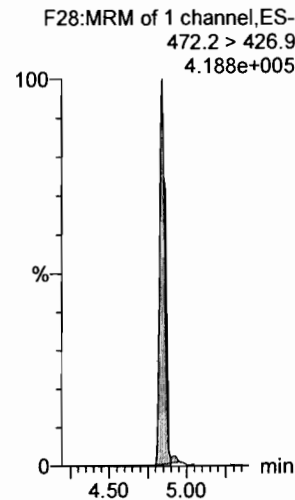
13C3-PFHxS



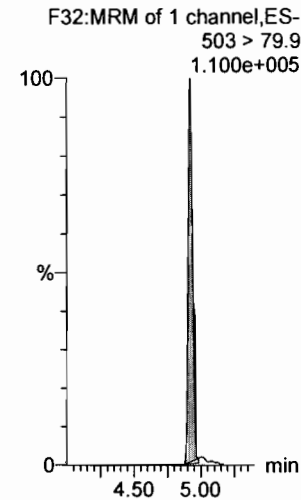
13C8-PFOA



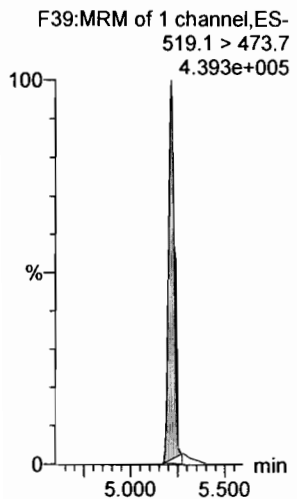
13C9-PFNA



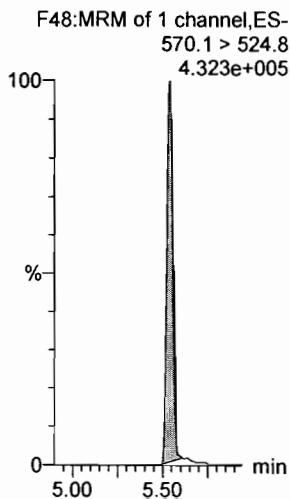
13C4-PFOS



13C6-PFDA



13C7-PFUdA



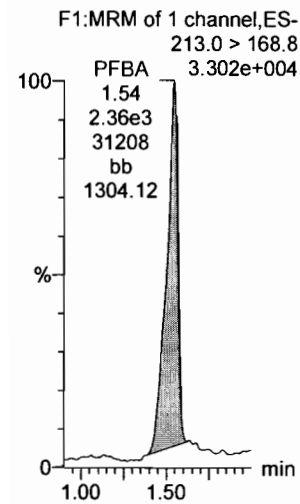
Dataset: F:\Projects\PFAS.PRO\Results\180227M1\180027M1-CRV.qld

Last Altered: Wednesday, February 28, 2018 11:15:07 Pacific Standard Time

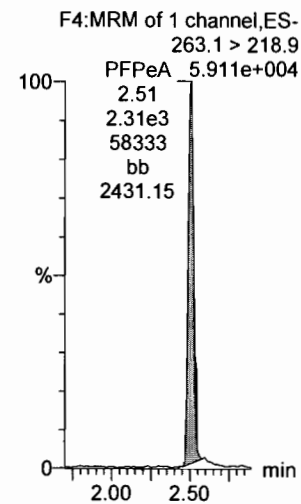
Printed: Wednesday, February 28, 2018 11:16:29 Pacific Standard Time

Name: 180227M1_5, Date: 27-Feb-2018, Time: 20:05:03, ID: ST180227M1-4 PFC CS1 18B2315, Description: PFC CS1 18B2315

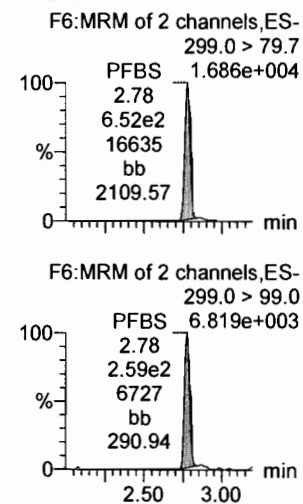
PFBA



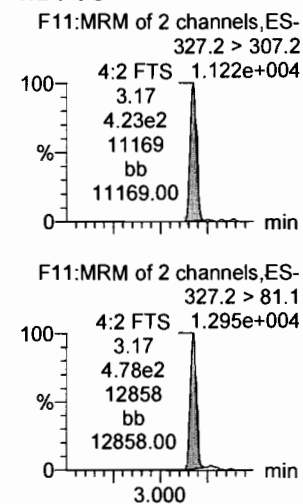
PFPeA



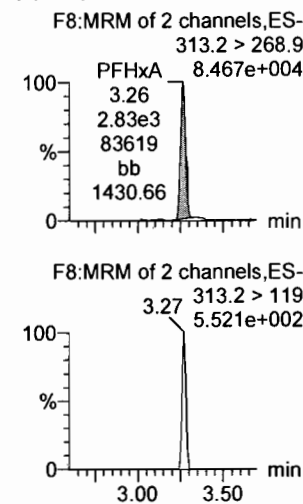
PFBS



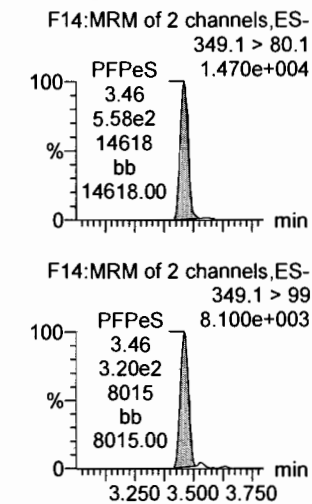
4:2 FTS



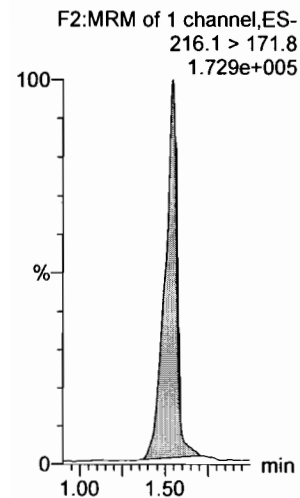
PFHxA



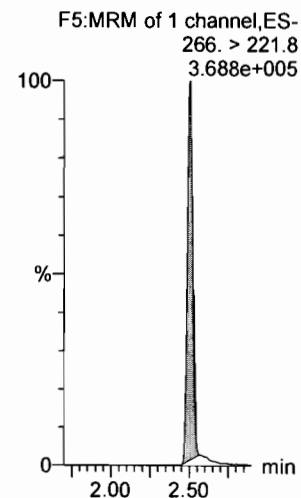
PFPeS



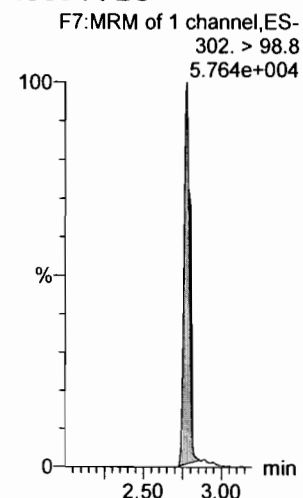
13C3-PFBA



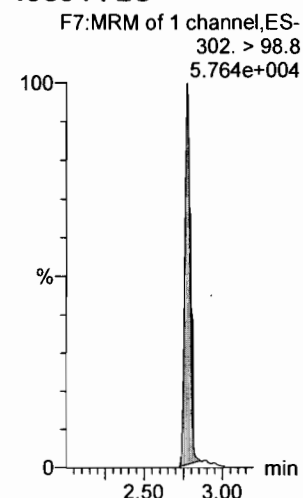
13C3-PFPeA



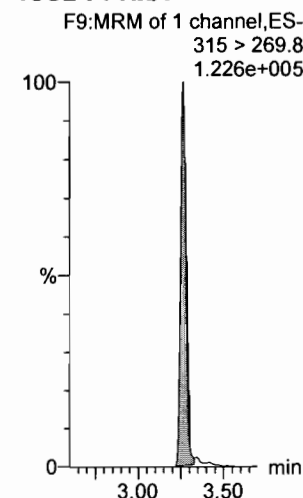
13C3-PFBS



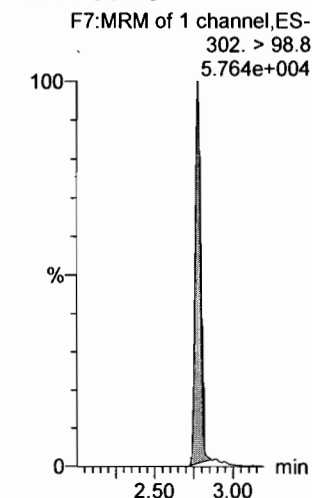
13C3-PFBS



13C2-PFHxA



13C3-PFBS



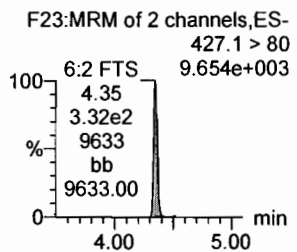
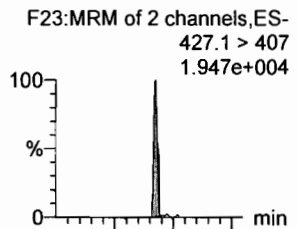
Dataset: F:\Projects\PFAS.PRO\Results\180227M1\180027M1-CRV.qld

Last Altered: Wednesday, February 28, 2018 11:15:07 Pacific Standard Time

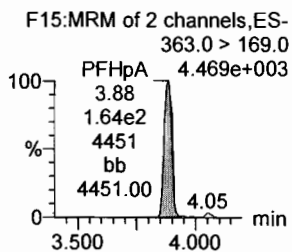
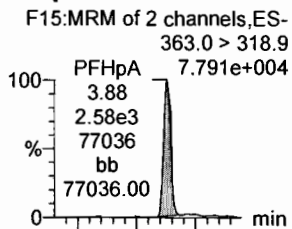
Printed: Wednesday, February 28, 2018 11:16:29 Pacific Standard Time

Name: 180227M1_5, Date: 27-Feb-2018, Time: 20:05:03, ID: ST180227M1-4 PFC CS1 18B2315, Description: PFC CS1 18B2315

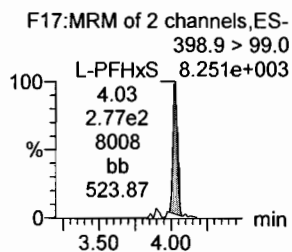
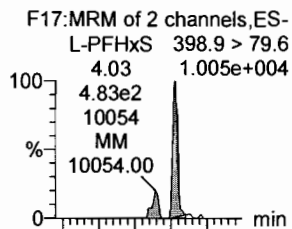
6:2 FTS



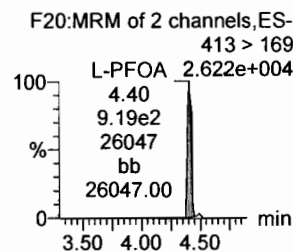
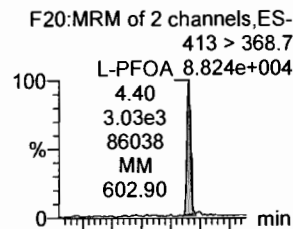
PFHpA



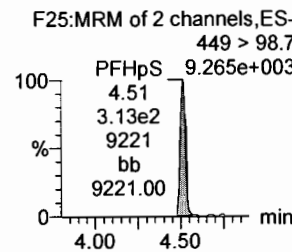
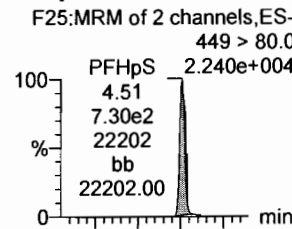
L-PFHxS



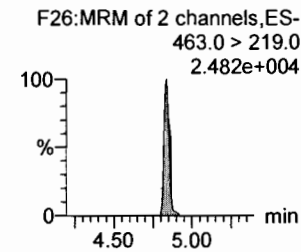
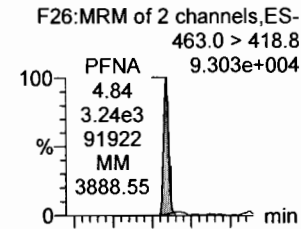
L-PFOA



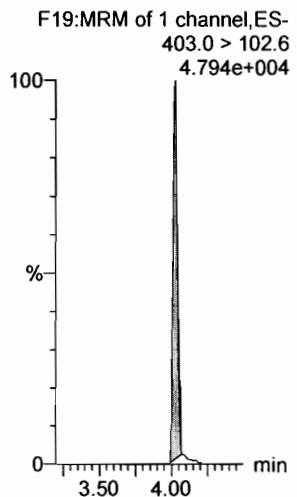
PFHpS



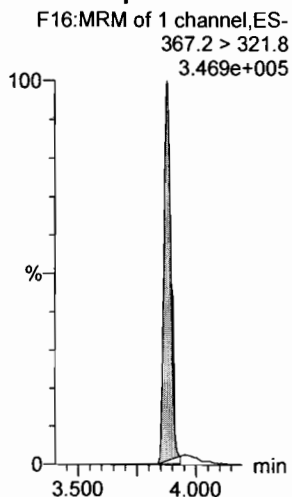
PFNA




1802-PFHxS



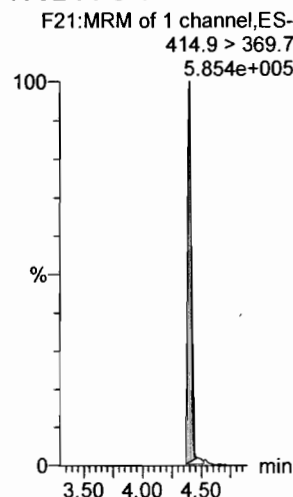
13C4-PFHpA



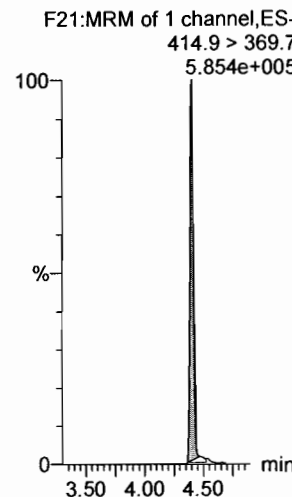
13C2-PFOA



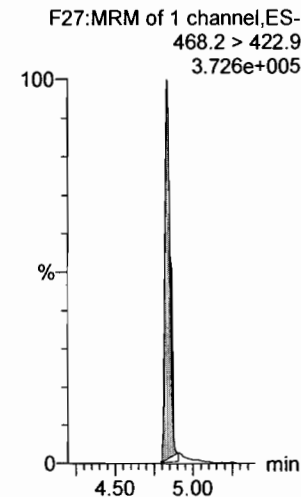
13C2-PFOA



13C2-PFOA



13C5-PFNA



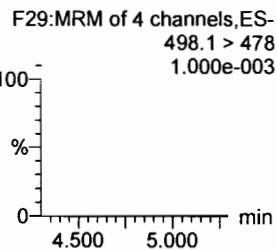
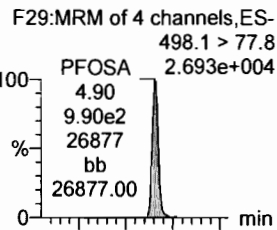
Dataset: F:\Projects\PFAS.PRO\Results\180227M1\180027M1-CRV.qld

Last Altered: Wednesday, February 28, 2018 11:15:07 Pacific Standard Time

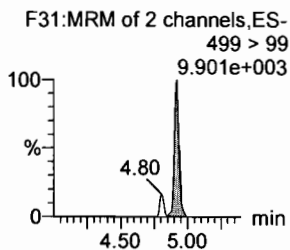
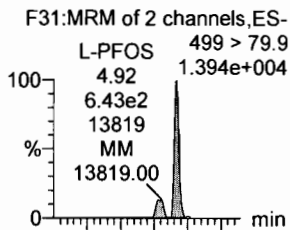
Printed: Wednesday, February 28, 2018 11:16:29 Pacific Standard Time

Name: 180227M1_5, Date: 27-Feb-2018, Time: 20:05:03, ID: ST180227M1-4 PFC CS1 18B2315, Description: PFC CS1 18B2315

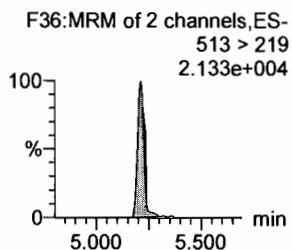
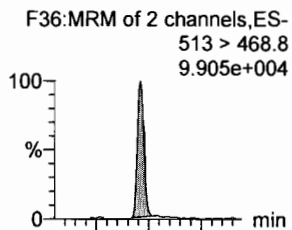
PFOSA



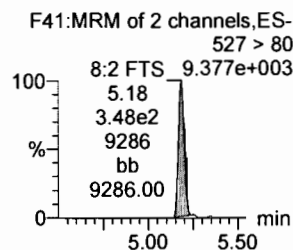
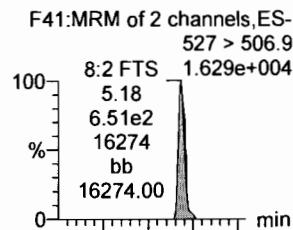
L-PFOS



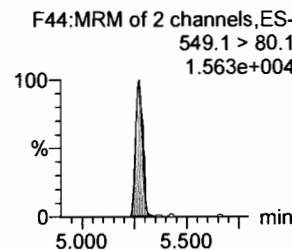
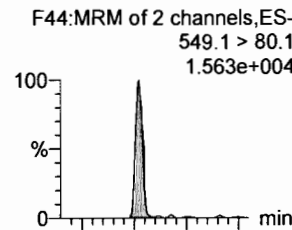
PFDA



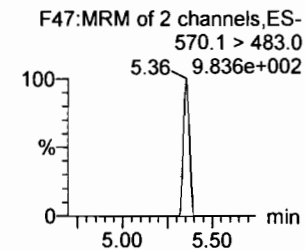
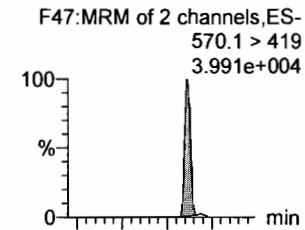
8:2 FTS



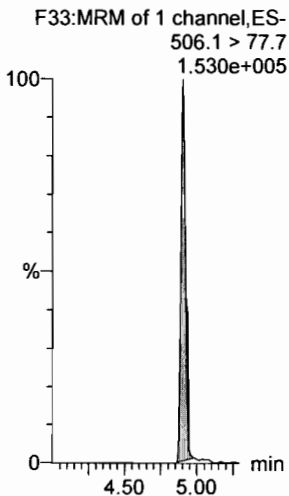
PFNS



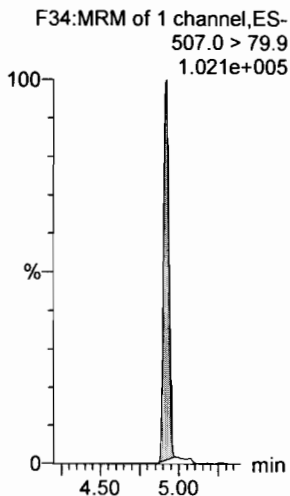
N-MeFOSAA



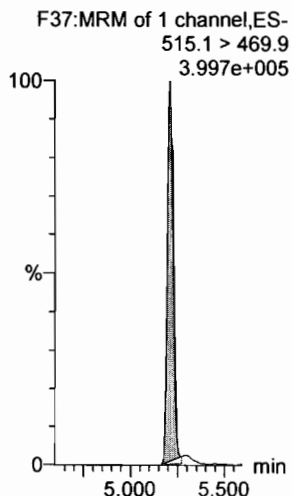
13C8-PFOSA



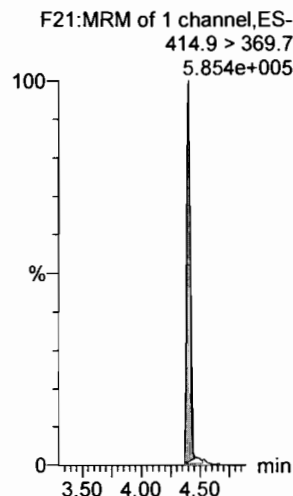
13C8-PFOS



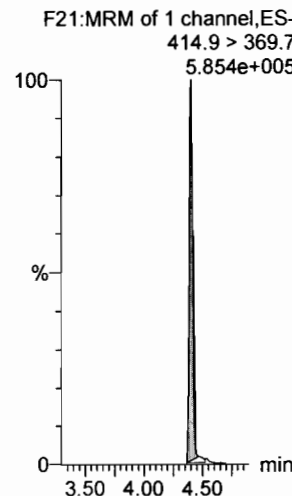
13C2-PFDA



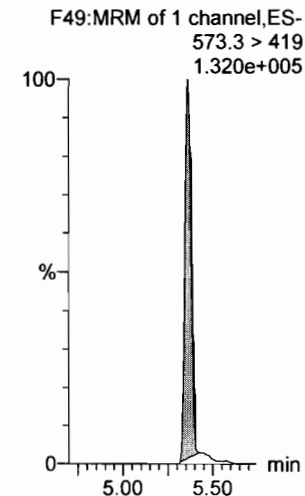
13C2-PFOA



13C2-PFOA



d3-N-MeFOSAA

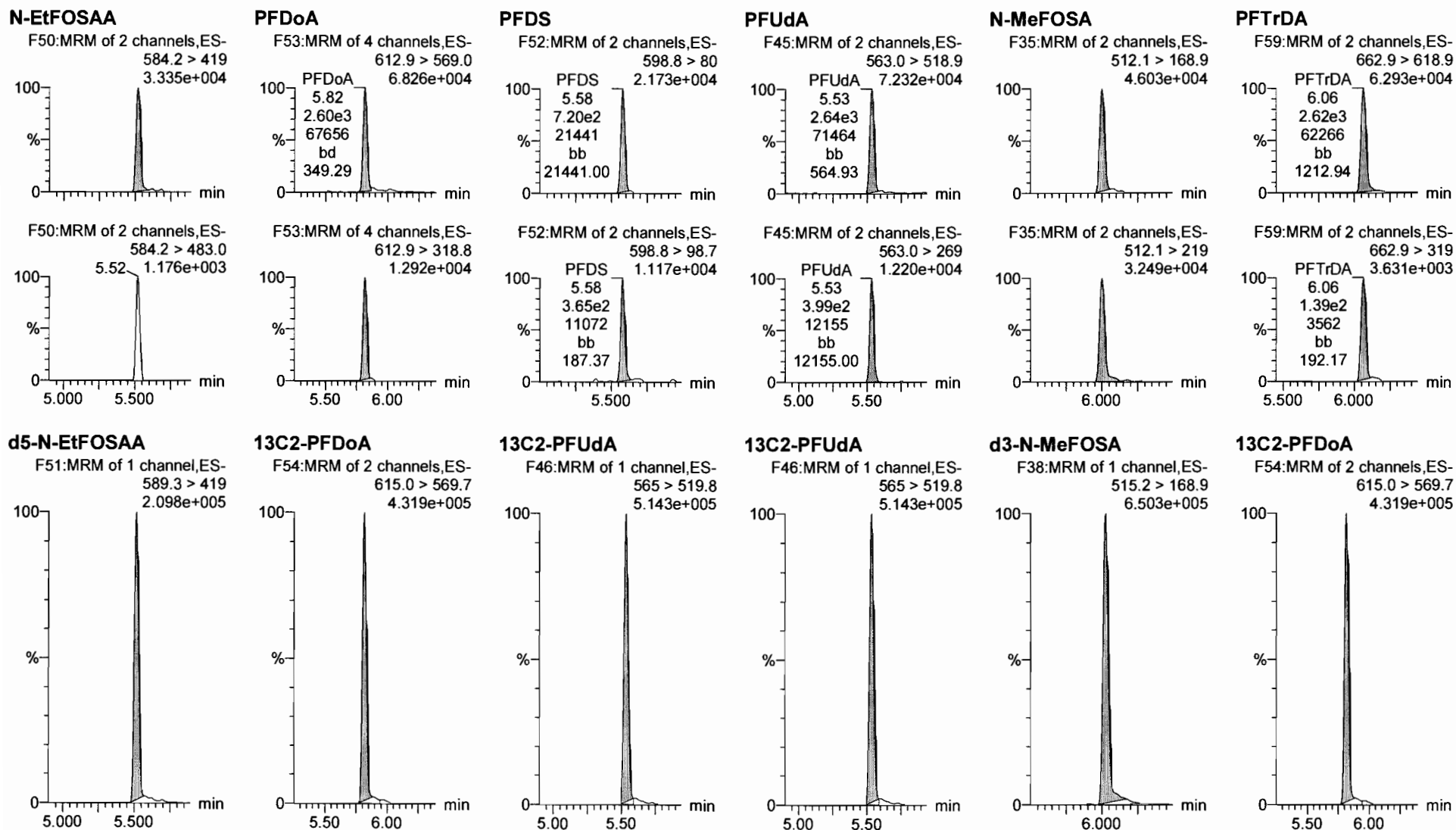


Dataset: F:\Projects\PFAS.PRO\Results\180227M1\180027M1-CRV.qld

Last Altered: Wednesday, February 28, 2018 11:15:07 Pacific Standard Time

Printed: Wednesday, February 28, 2018 11:16:29 Pacific Standard Time

Name: 180227M1_5, Date: 27-Feb-2018, Time: 20:05:03, ID: ST180227M1-4 PFC CS1 18B2315, Description: PFC CS1 18B2315

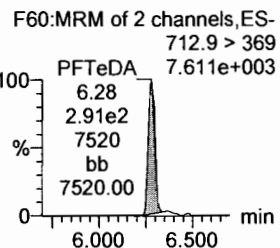
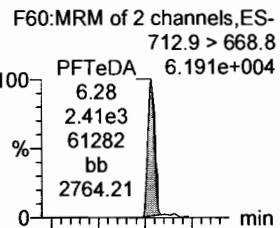


Dataset: F:\Projects\PFAS.PRO\Results\180227M1\180027M1-CRV.qld

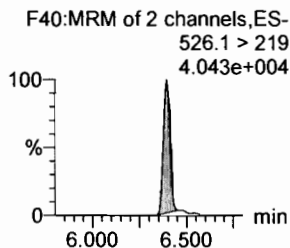
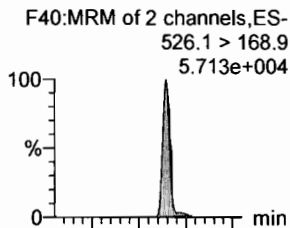
Last Altered: Wednesday, February 28, 2018 11:15:07 Pacific Standard Time
Printed: Wednesday, February 28, 2018 11:16:29 Pacific Standard Time

Name: 180227M1_5, Date: 27-Feb-2018, Time: 20:05:03, ID: ST180227M1-4 PFC CS1 18B2315, Description: PFC CS1 18B2315

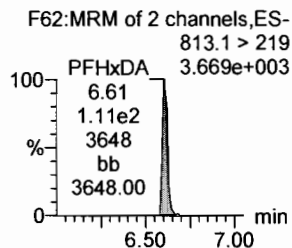
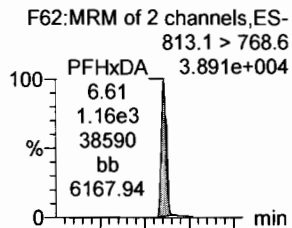
PFTeDA



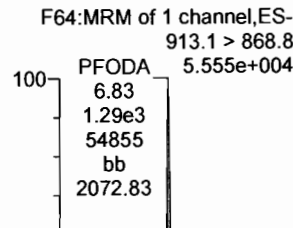
N-EtFOSA



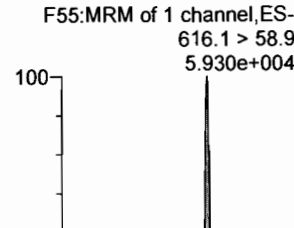
PFHxDA



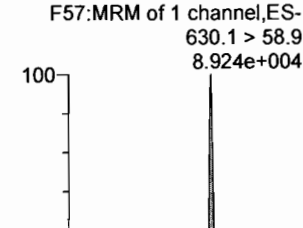
PFODA



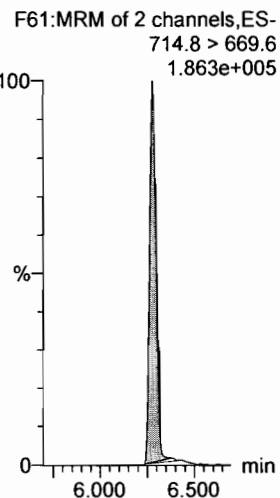
N-MeFOSE



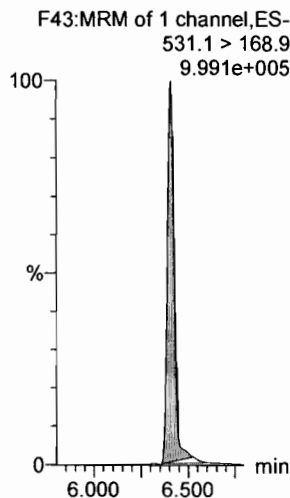
N-EtFOSE



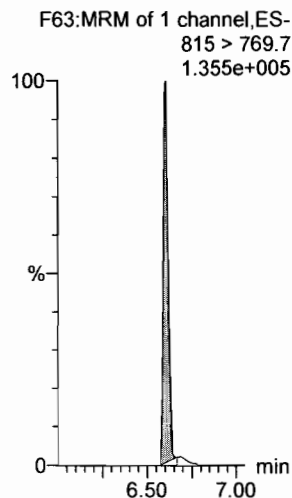
13C2-PFTeDA



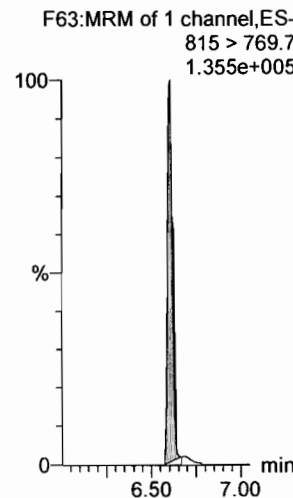
d5-N-ETFOSE



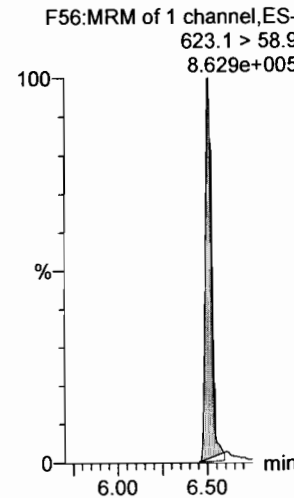
13C2-PFHxDA



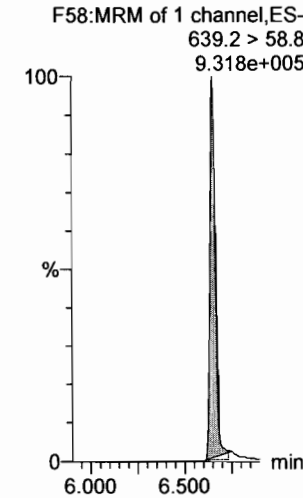
13C2-PFHxDA



d7-N-MeFOSE



d9-N-EtFOSE



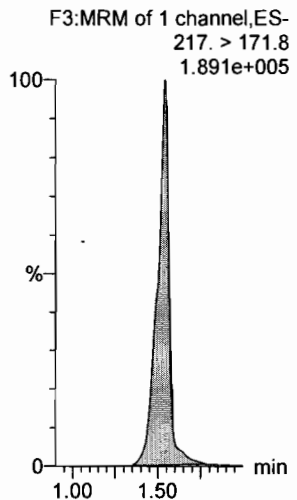
Dataset: F:\Projects\PFAS.PRO\Results\180227M1\180027M1-CRV.qld

Last Altered: Wednesday, February 28, 2018 11:15:07 Pacific Standard Time

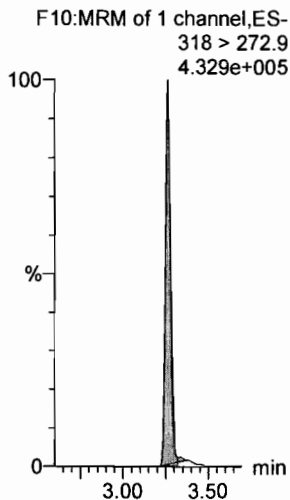
Printed: Wednesday, February 28, 2018 11:16:29 Pacific Standard Time

Name: 180227M1_5, Date: 27-Feb-2018, Time: 20:05:03, ID: ST180227M1-4 PFC CS1 18B2315, Description: PFC CS1 18B2315

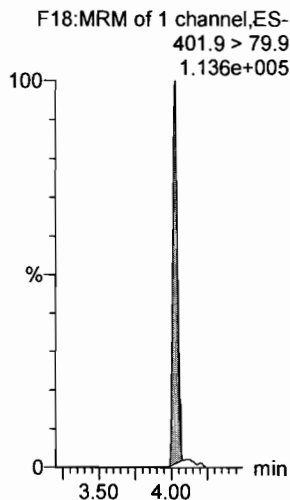
13C4-PFBA



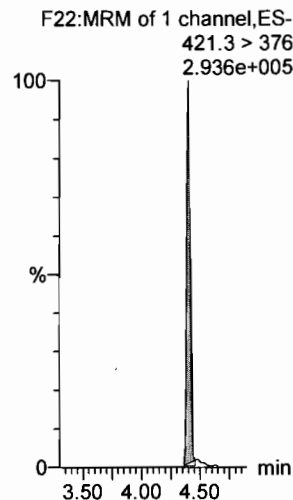
13C5-PFHxA



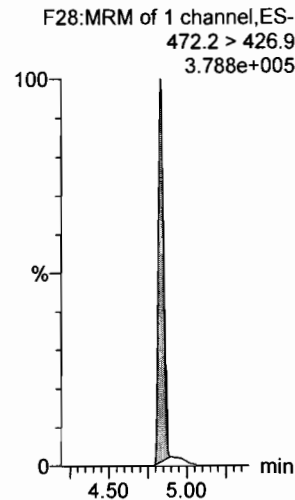
13C3-PFHxS



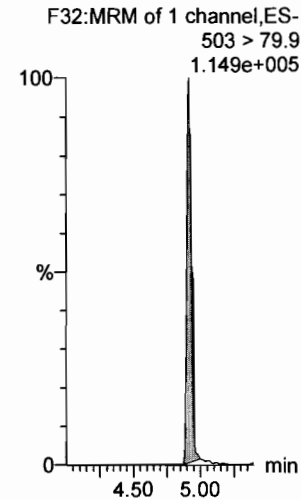
13C8-PFOA



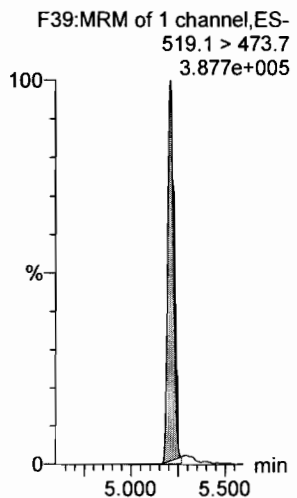
13C9-PFNA



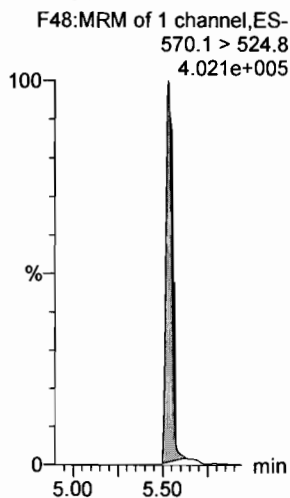
13C4-PFOS



13C6-PFDA



13C7-PFUdA

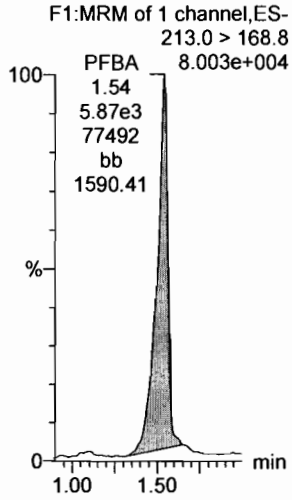


Dataset: F:\Projects\PFAS.PRO\Results\180227M1\180027M1-CRV.qld

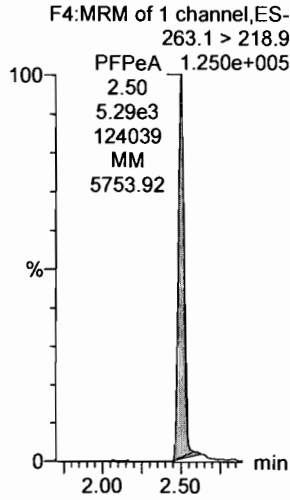
Last Altered: Wednesday, February 28, 2018 11:15:07 Pacific Standard Time
Printed: Wednesday, February 28, 2018 11:16:29 Pacific Standard Time

Name: 180227M1_6, Date: 27-Feb-2018, Time: 20:16:34, ID: ST180227M1-5 PFC CS2 18B2316, Description: PFC CS2 18B2316

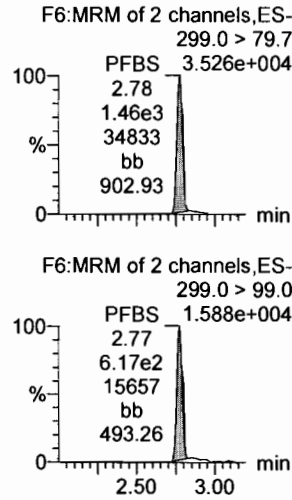
PFBA



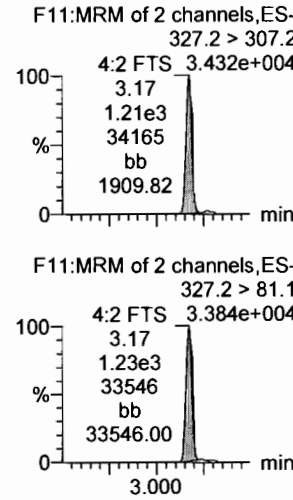
PFPeA



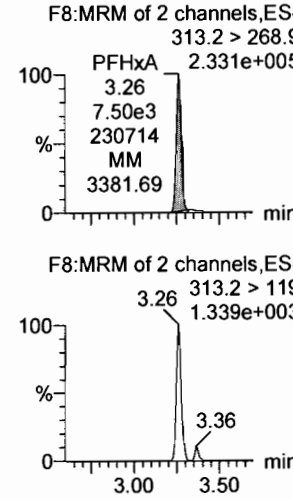
PFBS



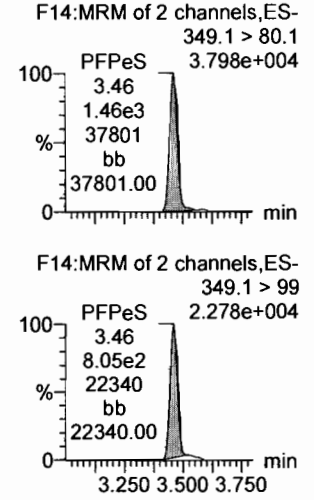
4:2 FTS



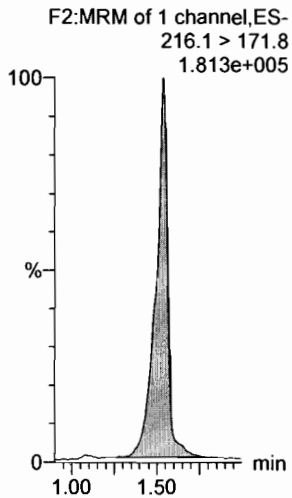
PFHxA



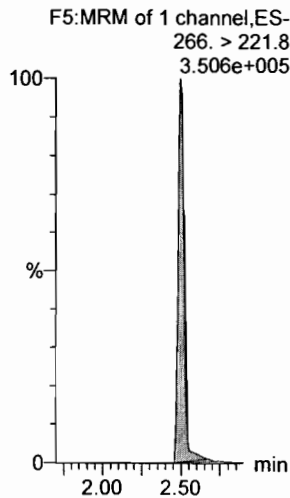
PFPeS



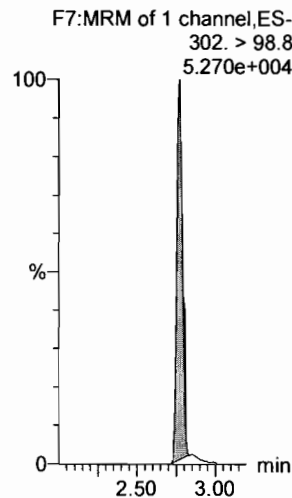
13C3-PFBA



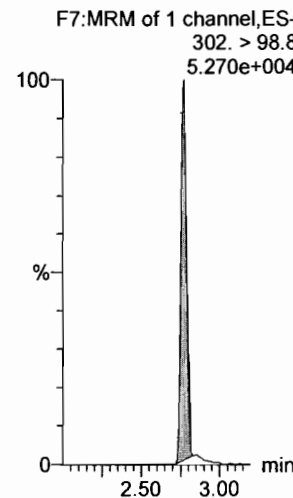
13C3-PFPeA



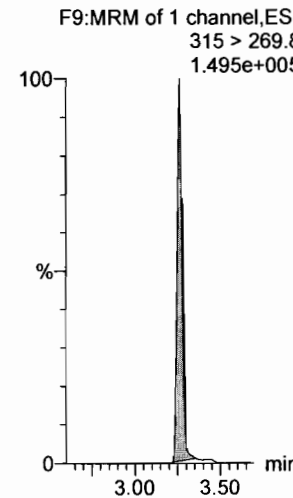
13C3-PFBS



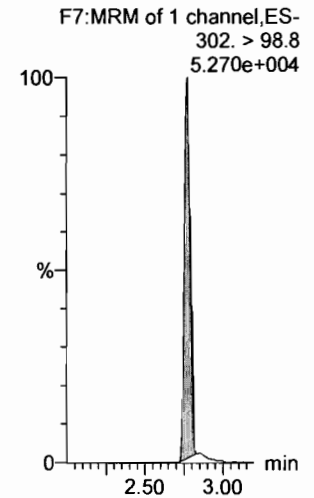
13C3-PFBS



13C2-PFHxA



13C3-PFBS



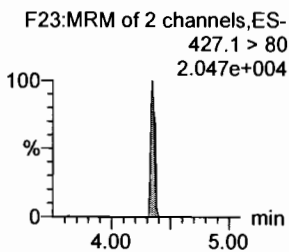
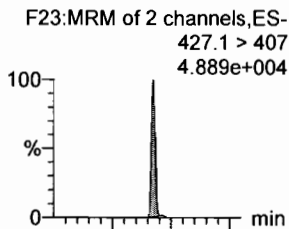
Dataset: F:\Projects\PFAS.PRO\Results\180227M1\180027M1-CRV.qld

Last Altered: Wednesday, February 28, 2018 11:15:07 Pacific Standard Time

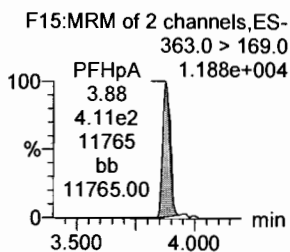
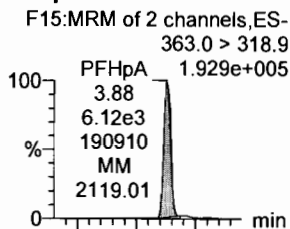
Printed: Wednesday, February 28, 2018 11:16:29 Pacific Standard Time

Name: 180227M1_6, Date: 27-Feb-2018, Time: 20:16:34, ID: ST180227M1-5 PFC CS2 18B2316, Description: PFC CS2 18B2316

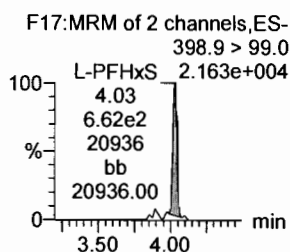
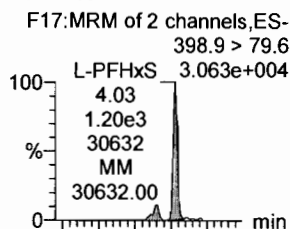
6:2 FTS



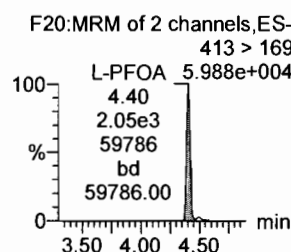
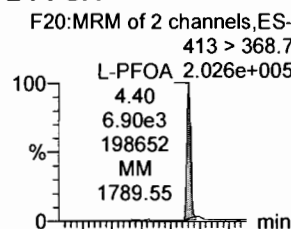
PFHpA



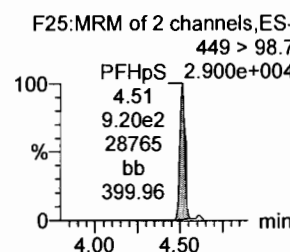
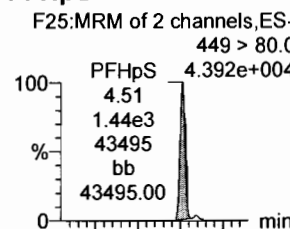
L-PFHxS



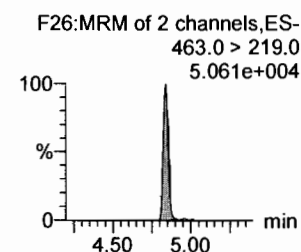
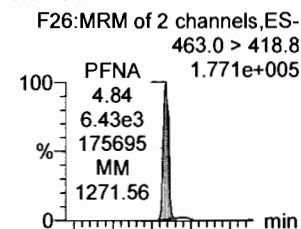
L-PFOA



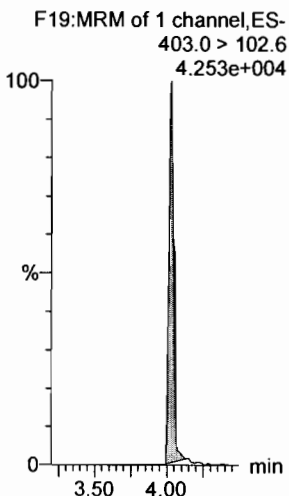
PFHpS



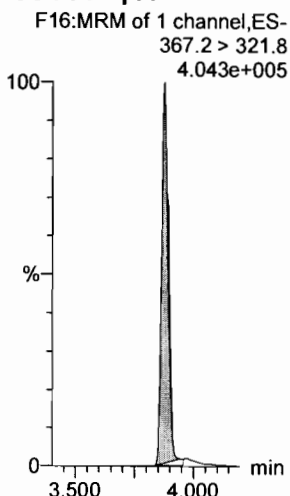
PFNA



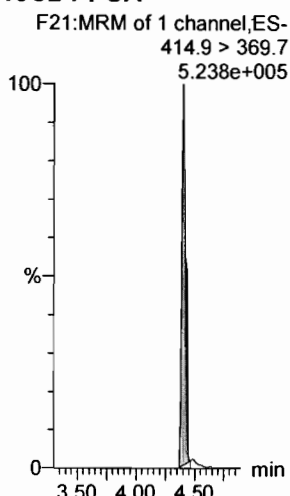
18O2-PFHxS



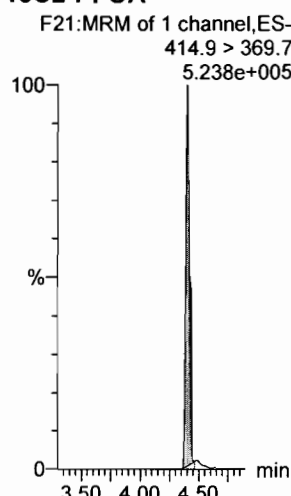
13C4-PFHpA



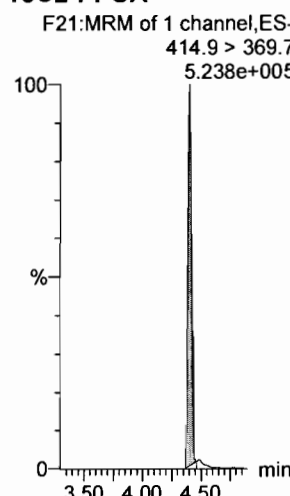
13C2-PFOA



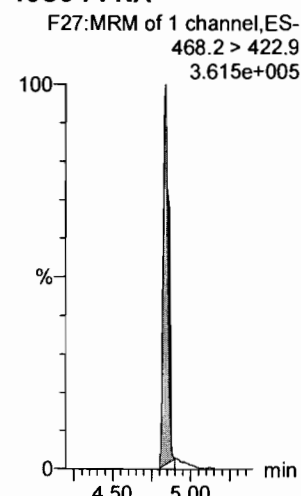
13C2-PFOA



13C2-PFOA



13C5-PFNA

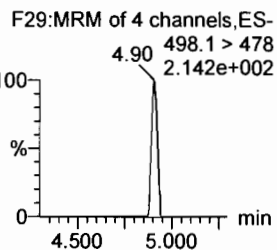
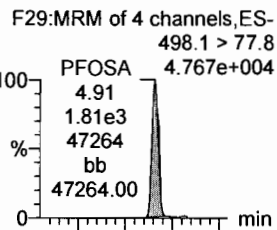


Dataset: F:\Projects\PFAS.PRO\Results\180227M1\180027M1-CRV.qld

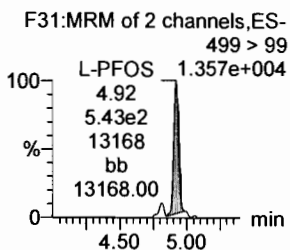
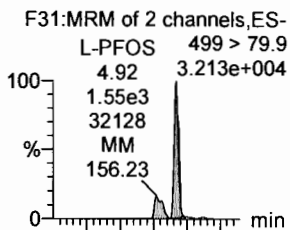
Last Altered: Wednesday, February 28, 2018 11:15:07 Pacific Standard Time
Printed: Wednesday, February 28, 2018 11:16:29 Pacific Standard Time

Name: 180227M1_6, Date: 27-Feb-2018, Time: 20:16:34, ID: ST180227M1-5 PFC CS2 18B2316, Description: PFC CS2 18B2316

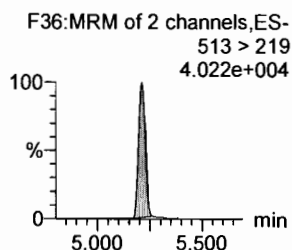
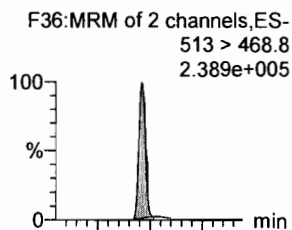
PFOSA



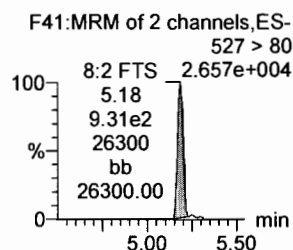
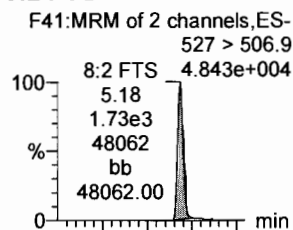
L-PFOS



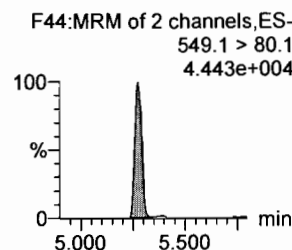
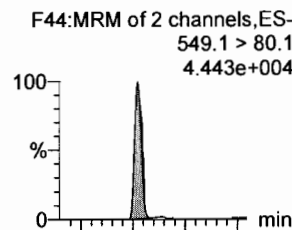
PFDA



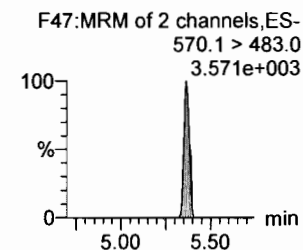
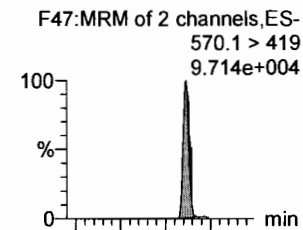
8:2 FTS



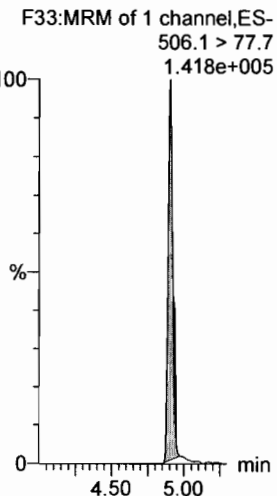
PFNS



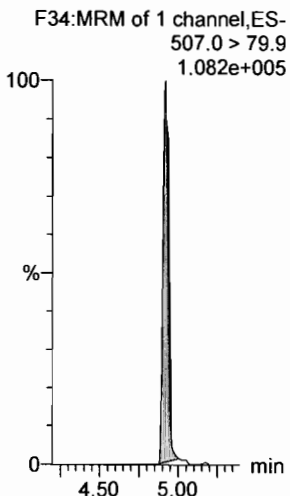
N-MeFOSAA



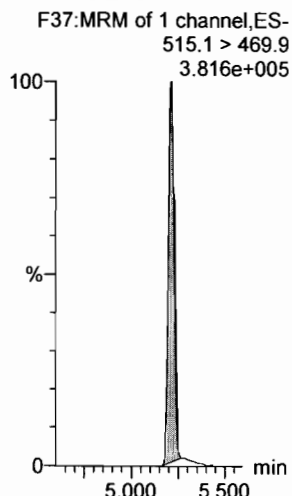
13C8-PFOSA



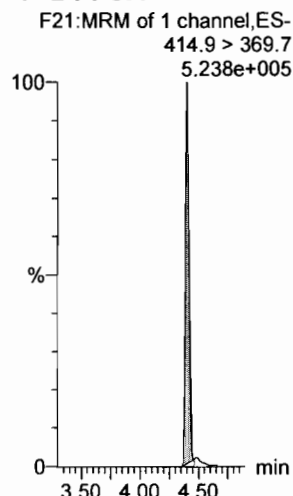
13C8-PFOS



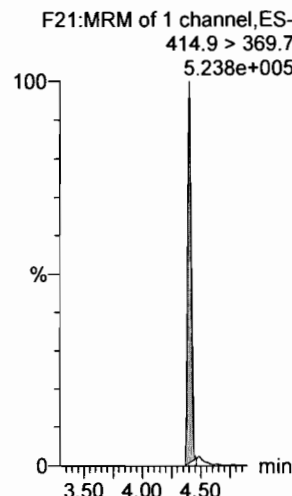
13C2-PFDA



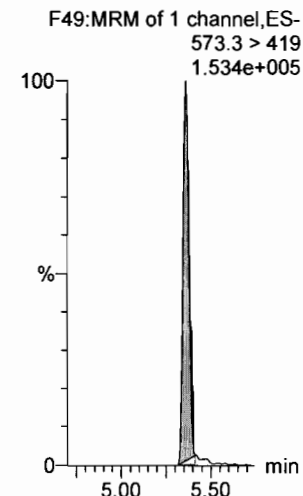
13C2-PFOA



13C2-PFOA



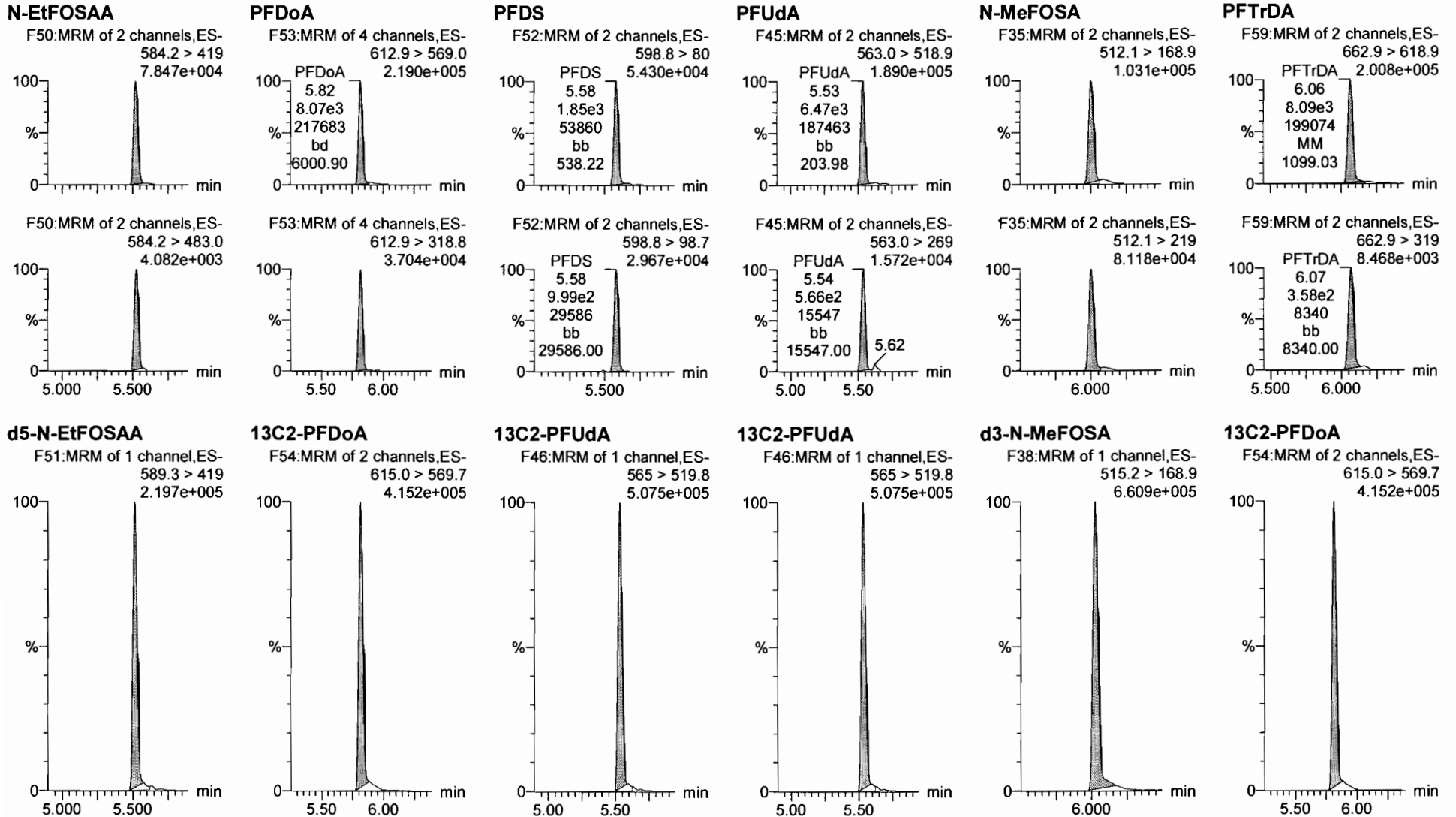
d3-N-MeFOSAA



Dataset: F:\Projects\PFAS.PRO\Results\180227M1\180027M1-CRV.qld

Last Altered: Wednesday, February 28, 2018 11:15:07 Pacific Standard Time
Printed: Wednesday, February 28, 2018 11:16:29 Pacific Standard Time

Name: 180227M1_6, Date: 27-Feb-2018, Time: 20:16:34, ID: ST180227M1-5 PFC CS2 18B2316, Description: PFC CS2 18B2316

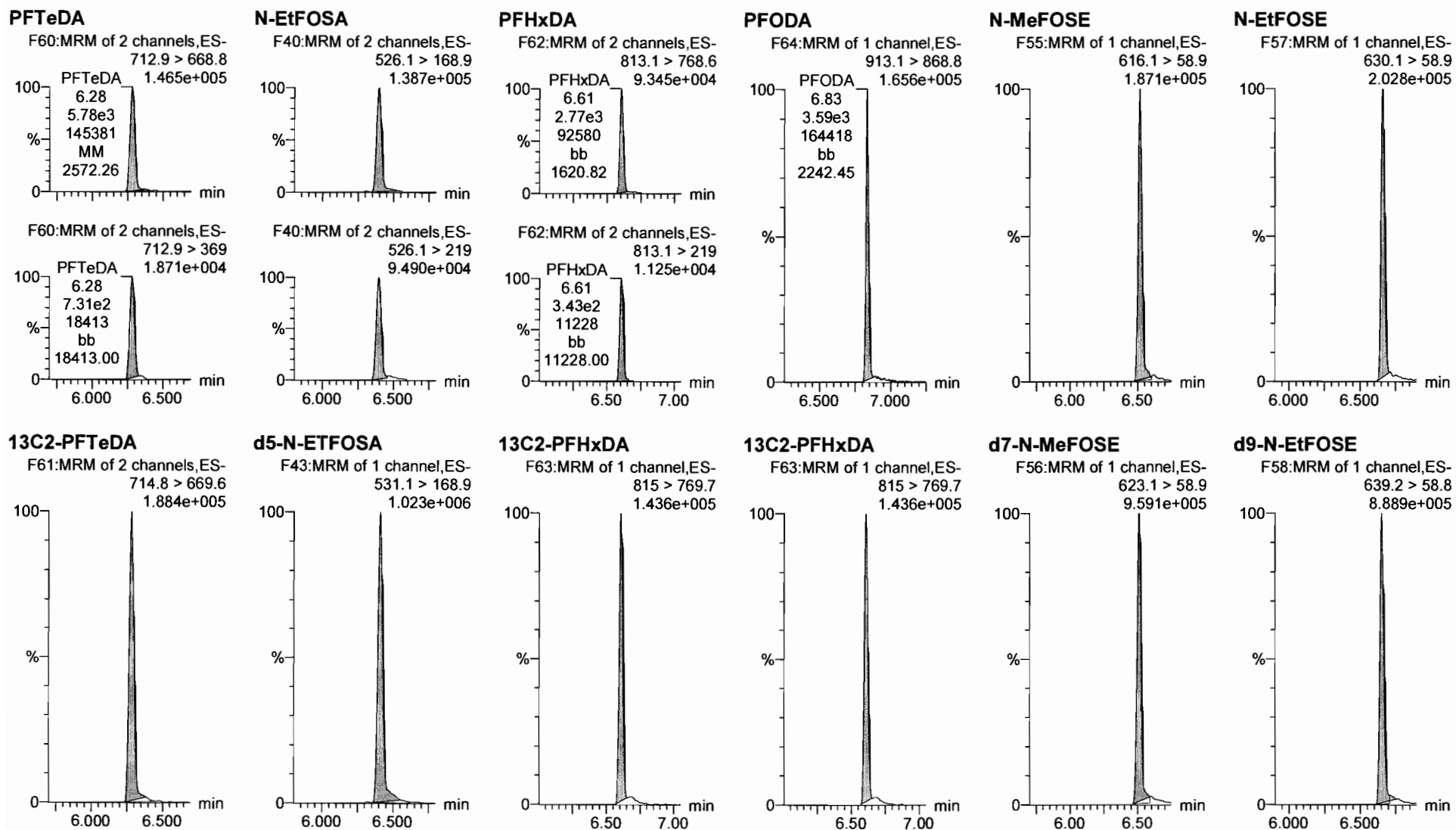


Dataset: F:\Projects\PFAS.PRO\Results\180227M1\180027M1-CRV.qld

Last Altered: Wednesday, February 28, 2018 11:15:07 Pacific Standard Time

Printed: Wednesday, February 28, 2018 11:16:29 Pacific Standard Time

Name: 180227M1_6, Date: 27-Feb-2018, Time: 20:16:34, ID: ST180227M1-5 PFC CS2 18B2316, Description: PFC CS2 18B2316



Dataset: F:\Projects\PFAS.PRO\Results\180227M1\180027M1-CRV.qld

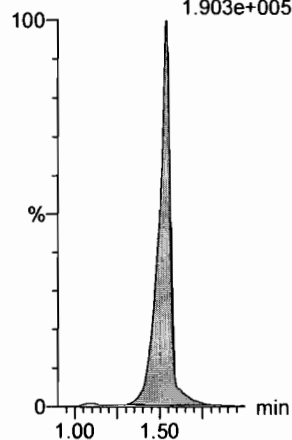
Last Altered: Wednesday, February 28, 2018 11:15:07 Pacific Standard Time

Printed: Wednesday, February 28, 2018 11:16:29 Pacific Standard Time

Name: 180227M1_6, Date: 27-Feb-2018, Time: 20:16:34, ID: ST180227M1-5 PFC CS2 18B2316, Description: PFC CS2 18B2316

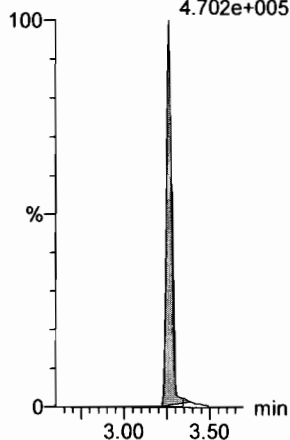
13C4-PFBA

F3:MRM of 1 channel,ES-
217. > 171.8
1.903e+005



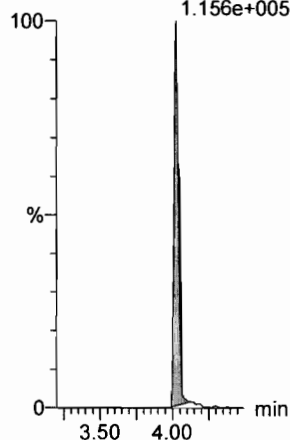
13C5-PFHxA

F10:MRM of 1 channel,ES-
318 > 272.9
4.702e+005




13C3-PFHxS

F18:MRM of 1 channel,ES-
401.9 > 79.9
1.156e+005



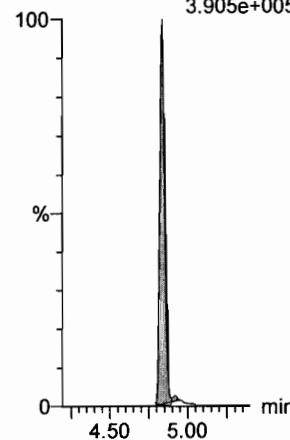
13C8-PFOA

F22:MRM of 1 channel,ES-
421.3 > 376
2.641e+005



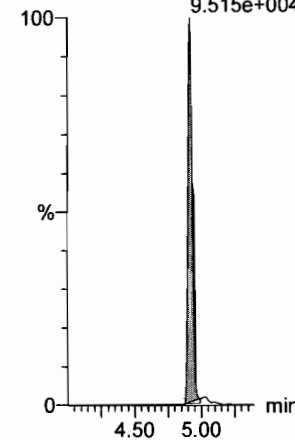
13C9-PFNA

F28:MRM of 1 channel,ES-
472.2 > 426.9
3.905e+005



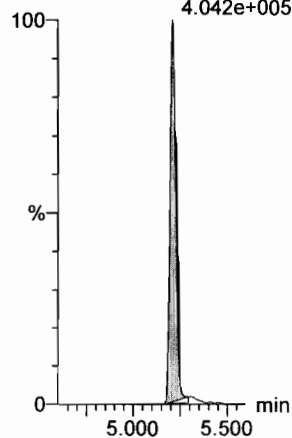
13C4-PFOS

F32:MRM of 1 channel,ES-
503 > 79.9
9.515e+004



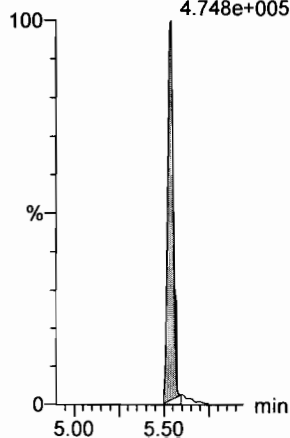
13C6-PFDA

F39:MRM of 1 channel,ES-
519.1 > 473.7
4.042e+005



13C7-PFUdA

F48:MRM of 1 channel,ES-
570.1 > 524.8
4.748e+005



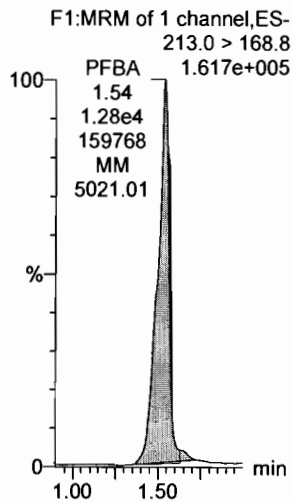
Dataset: F:\Projects\PFAS.PRO\Results\180227M1\180027M1-CRV.qld

Last Altered: Wednesday, February 28, 2018 11:15:07 Pacific Standard Time

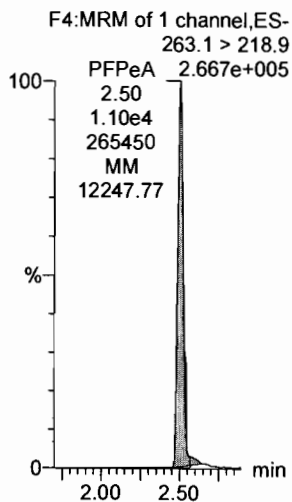
Printed: Wednesday, February 28, 2018 11:16:29 Pacific Standard Time

Name: 180227M1_7, Date: 27-Feb-2018, Time: 20:28:00, ID: ST180227M1-6 PFC CS3 18B2317, Description: PFC CS3 18B2317

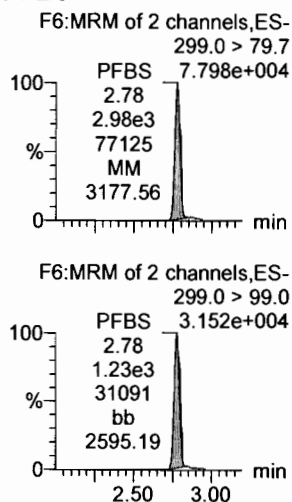
PFBA



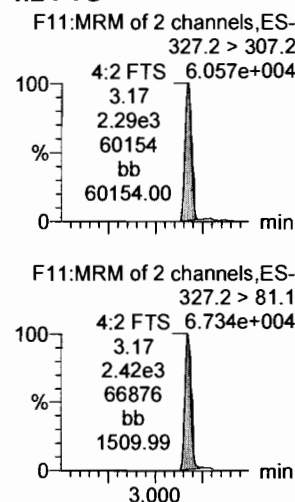
PFPeA



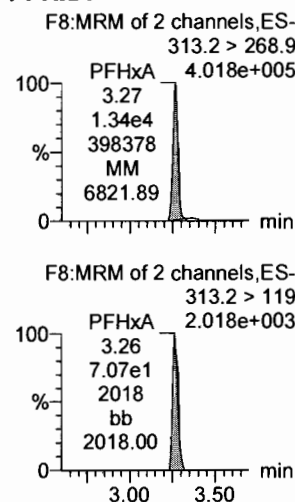
PFBS



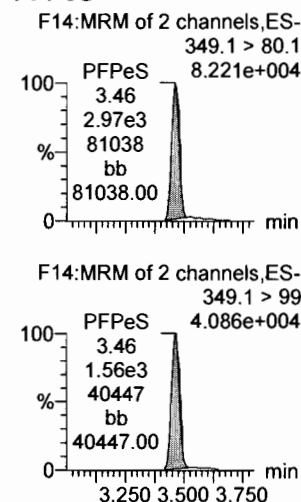
4:2 FTS



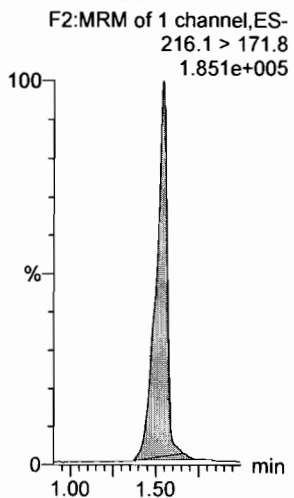
PFHxA



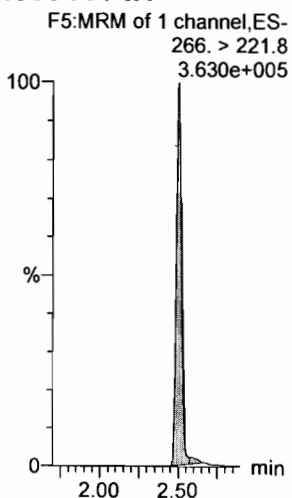
PFPeS



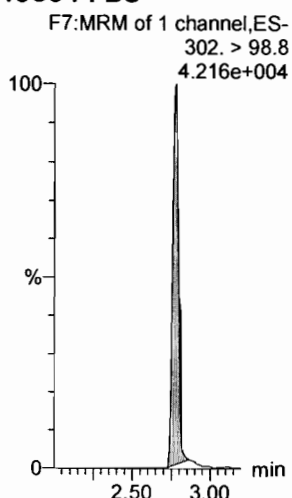
13C3-PFBA



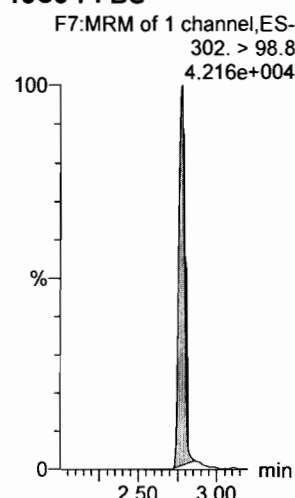
13C3-PFPeA



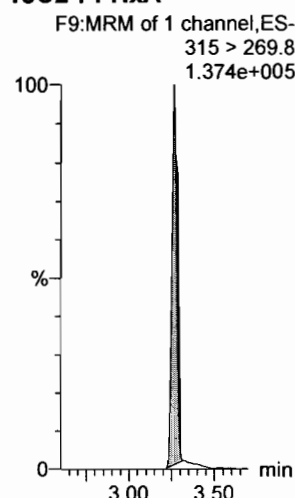
13C3-PFBS



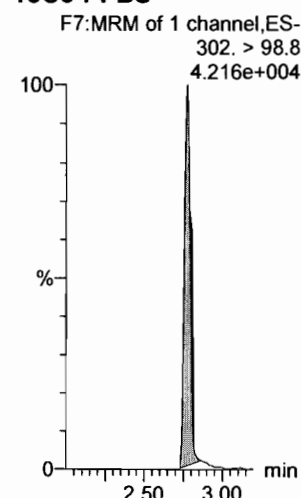
13C3-PFBS



13C2-PFHxA



13C3-PFBS



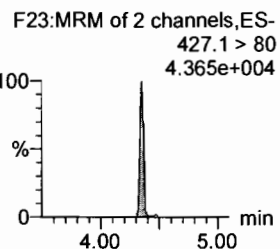
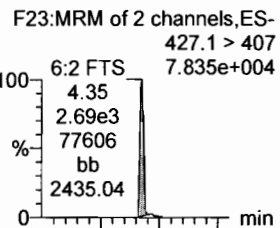
Dataset: F:\Projects\PFAS.PRO\Results\180227M1\180027M1-CRV.qld

Last Altered: Wednesday, February 28, 2018 11:15:07 Pacific Standard Time

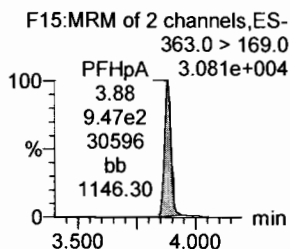
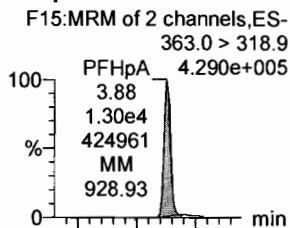
Printed: Wednesday, February 28, 2018 11:16:29 Pacific Standard Time

Name: 180227M1_7, Date: 27-Feb-2018, Time: 20:28:00, ID: ST180227M1-6 PFC CS3 18B2317, Description: PFC CS3 18B2317

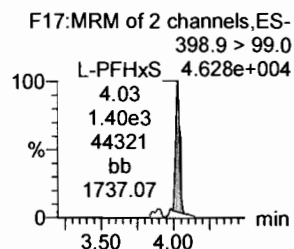
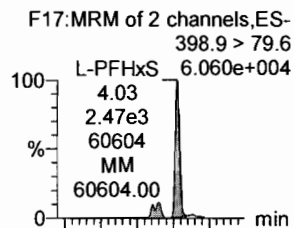
6:2 FTS



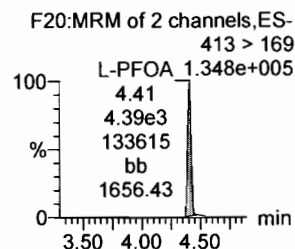
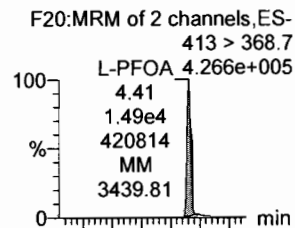
PFHpA



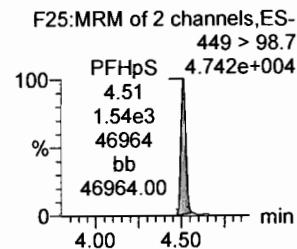
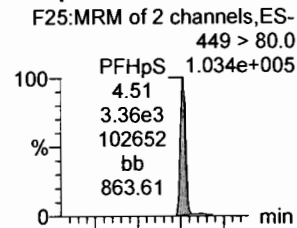
L-PFHxS



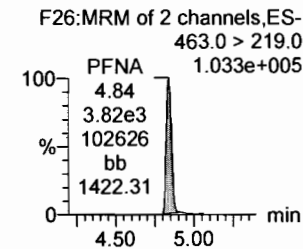
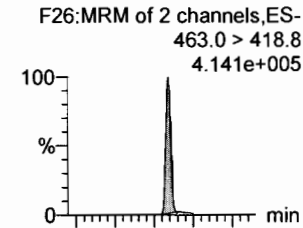
L-PFOA



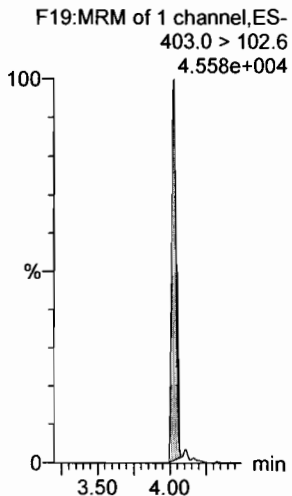
PFHpS



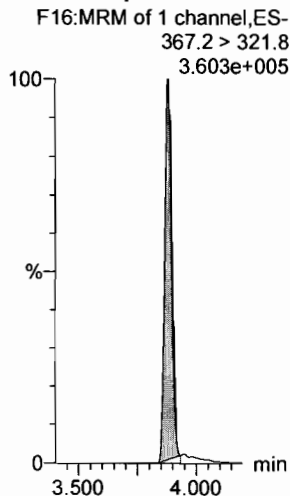
PFNA



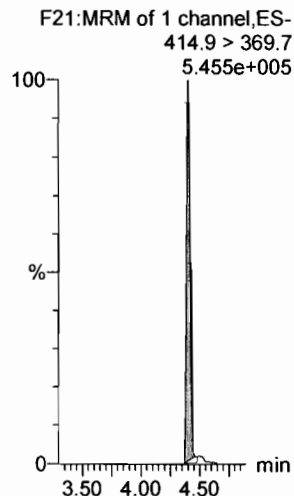
18O2-PFHxS



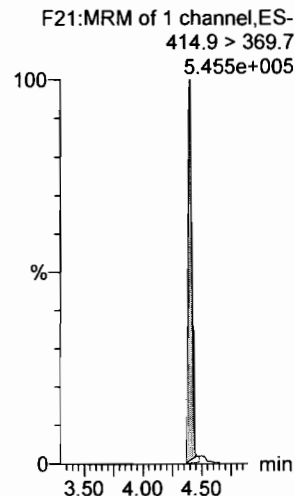
13C4-PFHpA



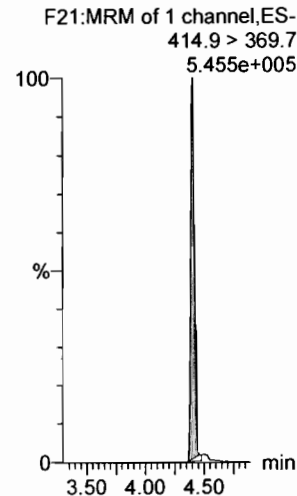
13C2-PFOA



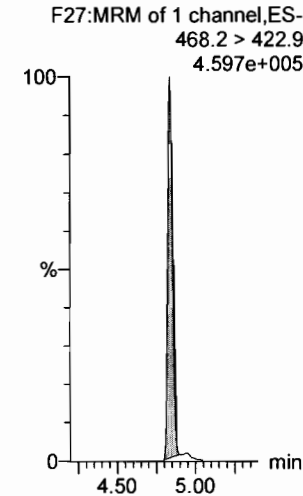
13C2-PFOA



13C2-PFOA



13C5-PFNA



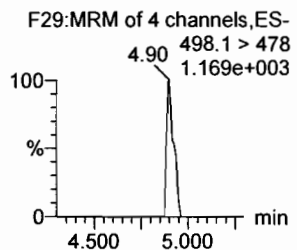
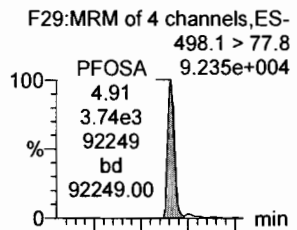
Dataset: F:\Projects\PFAS.PRO\Results\180227M1\180027M1-CRV.qld

Last Altered: Wednesday, February 28, 2018 11:15:07 Pacific Standard Time

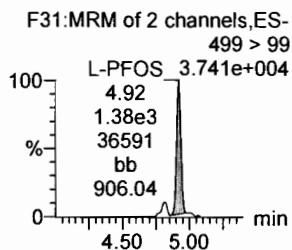
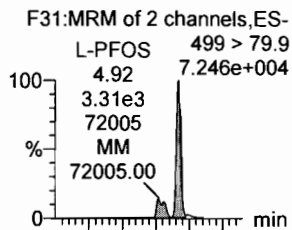
Printed: Wednesday, February 28, 2018 11:16:29 Pacific Standard Time

Name: 180227M1_7, Date: 27-Feb-2018, Time: 20:28:00, ID: ST180227M1-6 PFC CS3 18B2317, Description: PFC CS3 18B2317

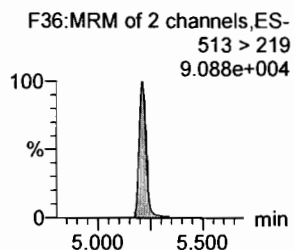
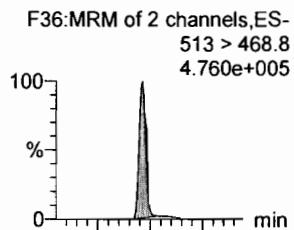
PFOSA



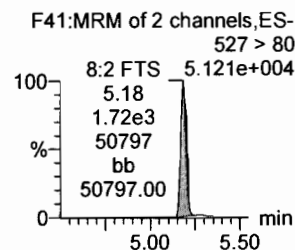
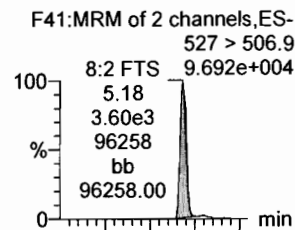
L-PFOS



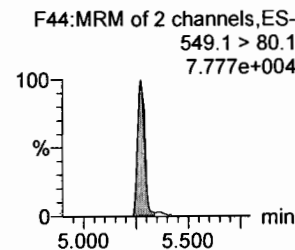
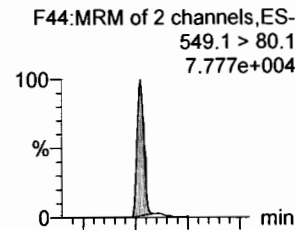
PFDA



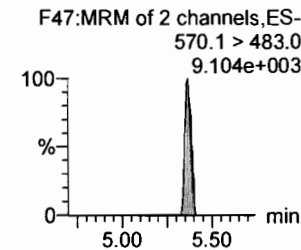
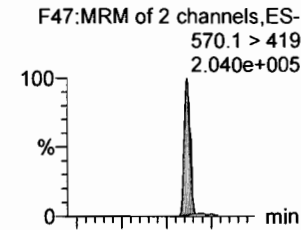
8:2 FTS




PFNS



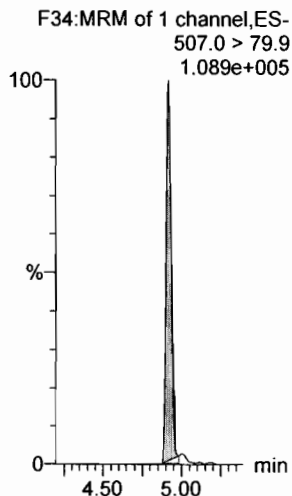
N-MeFOSAA



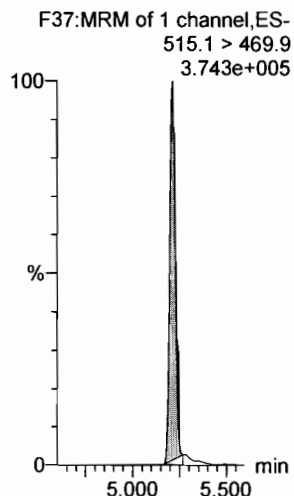
13C8-PFOSA



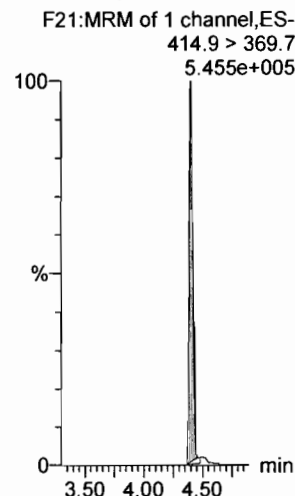
13C8-PFOS



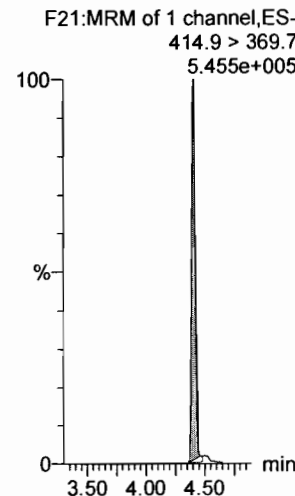
13C2-PFDA



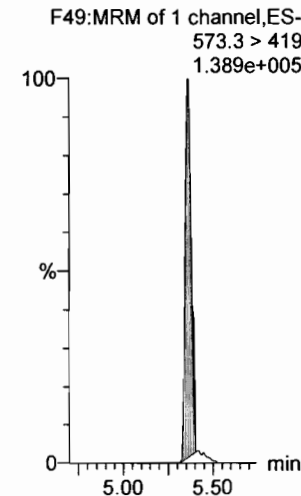
13C2-PFOA



13C2-PFOA



d3-N-MeFOSAA



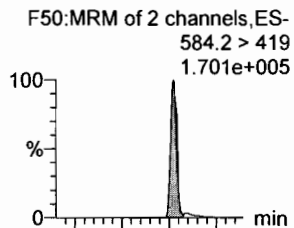
Dataset: F:\Projects\PFAS.PRO\Results\180227M1\180027M1-CRV.qld

Last Altered: Wednesday, February 28, 2018 11:15:07 Pacific Standard Time

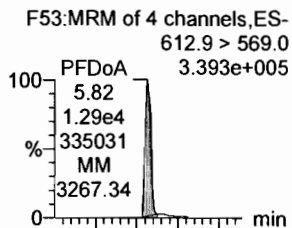
Printed: Wednesday, February 28, 2018 11:16:29 Pacific Standard Time

Name: 180227M1_7, Date: 27-Feb-2018, Time: 20:28:00, ID: ST180227M1-6 PFC CS3 18B2317, Description: PFC CS3 18B2317

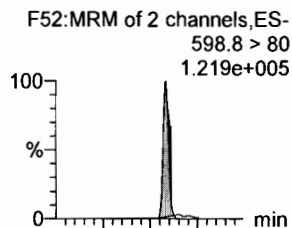
N-EtFOSAA



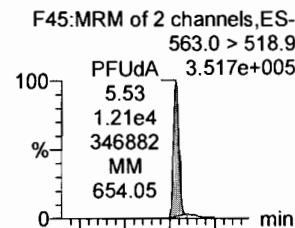
PFDoA



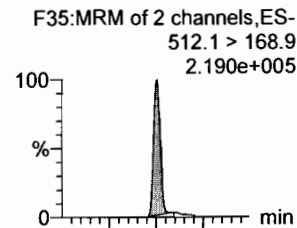
PFDS



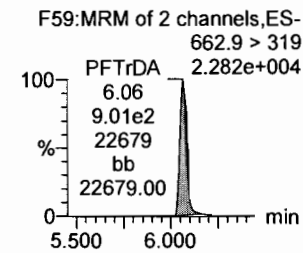
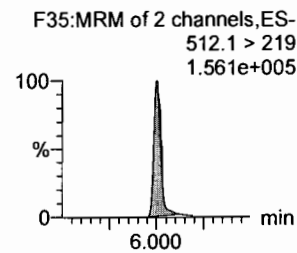
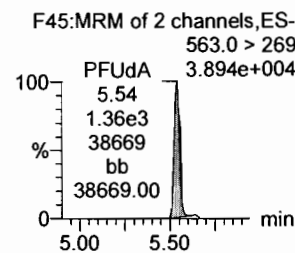
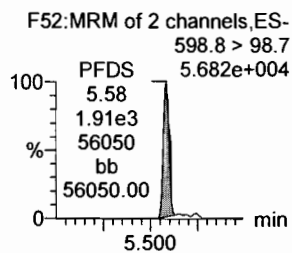
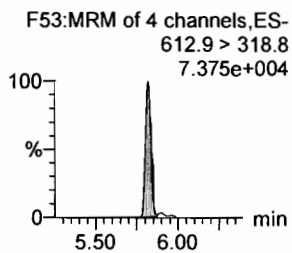
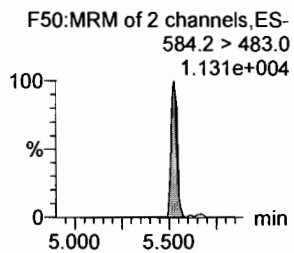
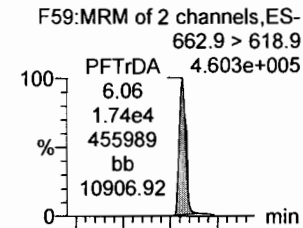
PFUdA



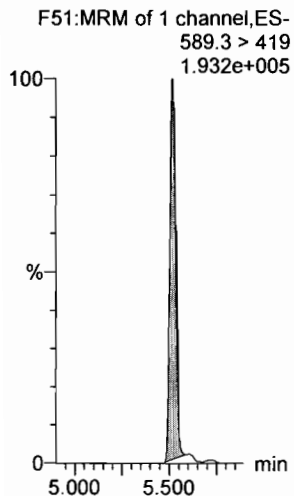
N-MeFOSA



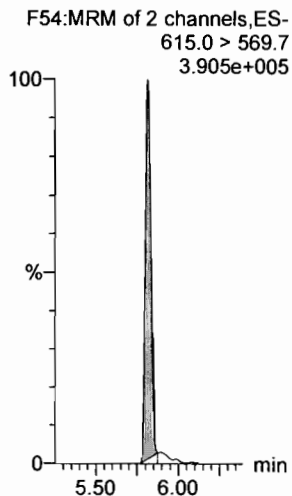
PFTrDA



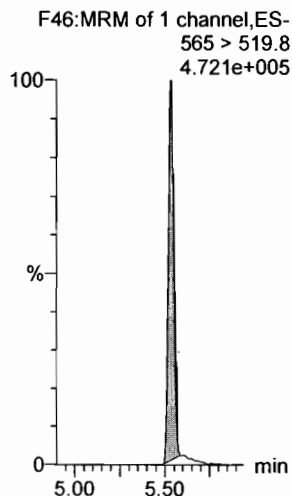
d5-N-EtFOSAA



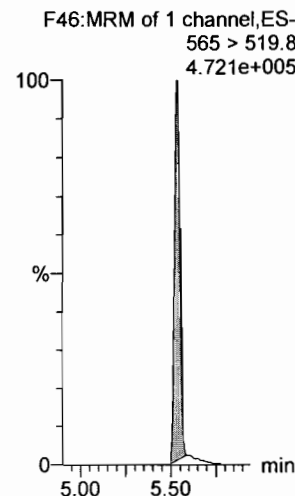
13C2-PFDoA



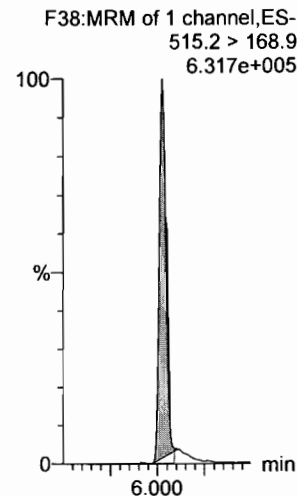
13C2-PFUdA



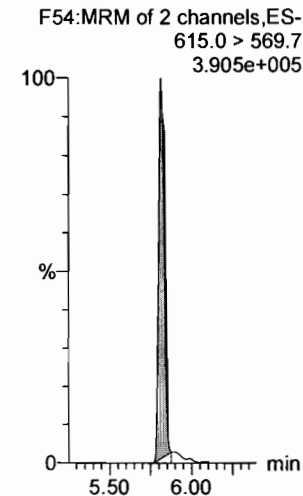
13C2-PFUdA



d3-N-MeFOSA



13C2-PFDoA

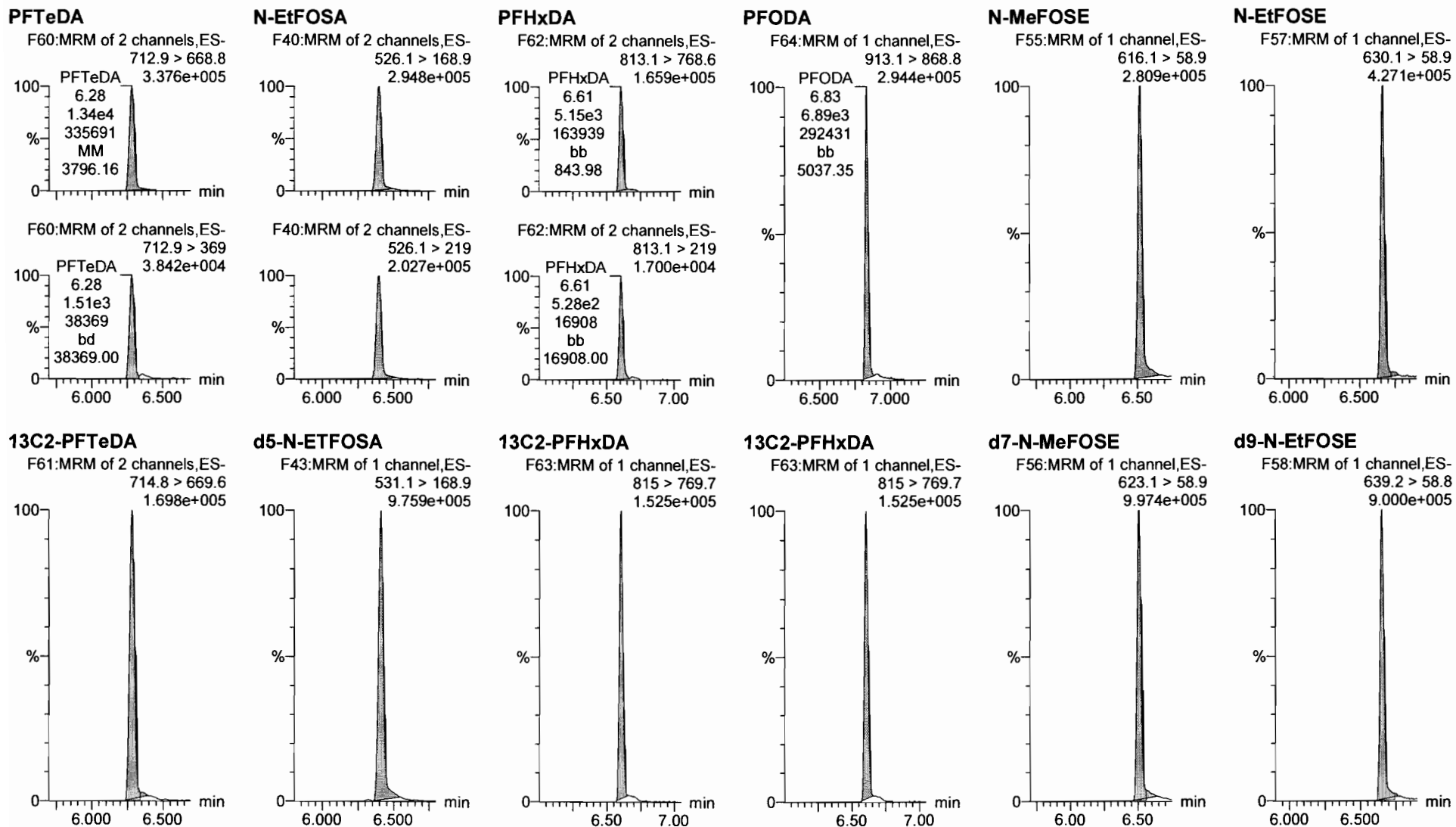


Dataset: F:\Projects\PFAS.PRO\Results\180227M1\180027M1-CRV.qld

Last Altered: Wednesday, February 28, 2018 11:15:07 Pacific Standard Time

Printed: Wednesday, February 28, 2018 11:16:29 Pacific Standard Time

Name: 180227M1_7, Date: 27-Feb-2018, Time: 20:28:00, ID: ST180227M1-6 PFC CS3 18B2317, Description: PFC CS3 18B2317



Dataset: F:\Projects\PFAS.PRO\Results\180227M1\180027M1-CRV.qld

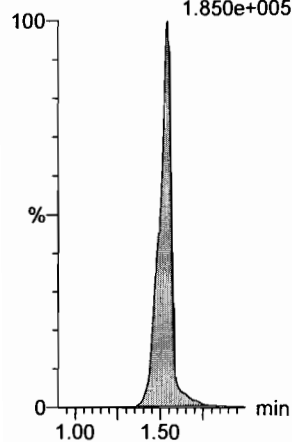
Last Altered: Wednesday, February 28, 2018 11:15:07 Pacific Standard Time

Printed: Wednesday, February 28, 2018 11:16:29 Pacific Standard Time

Name: 180227M1_7, Date: 27-Feb-2018, Time: 20:28:00, ID: ST180227M1-6 PFC CS3 18B2317, Description: PFC CS3 18B2317

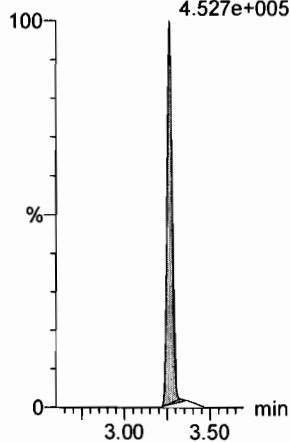
13C4-PFBA

F3:MRM of 1 channel,ES-
217. > 171.8
1.850e+005



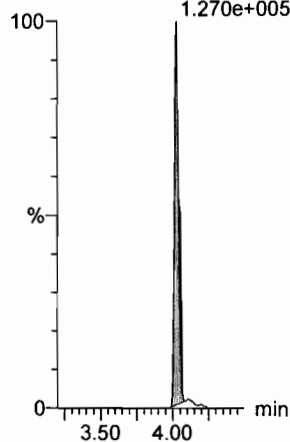
13C5-PFHxA

F10:MRM of 1 channel,ES-
318 > 272.9
4.527e+005



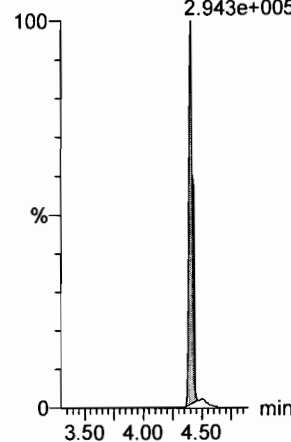
13C3-PFHxS

F18:MRM of 1 channel,ES-
401.9 > 79.9
1.270e+005



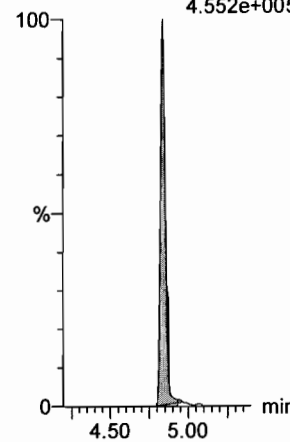
13C8-PFOA

F22:MRM of 1 channel,ES-
421.3 > 376
2.943e+005



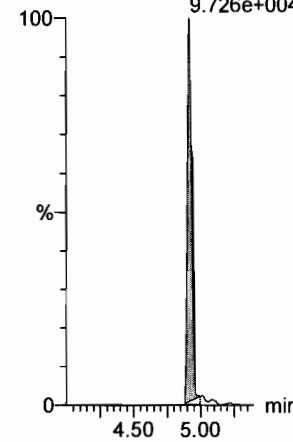
13C9-PFNA

F28:MRM of 1 channel,ES-
472.2 > 426.9
4.552e+005



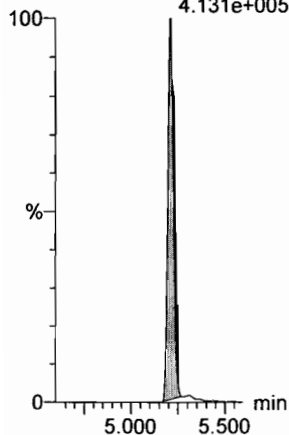
13C4-PFOS

F32:MRM of 1 channel,ES-
503 > 79.9
9.726e+004



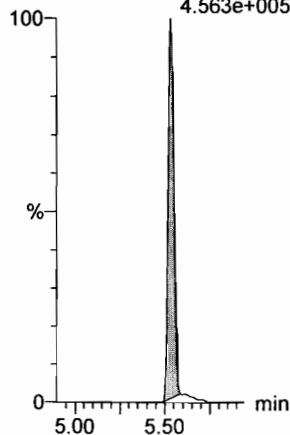
13C6-PFDA

F39:MRM of 1 channel,ES-
519.1 > 473.7
4.131e+005



13C7-PFUdA

F48:MRM of 1 channel,ES-
570.1 > 524.8
4.563e+005

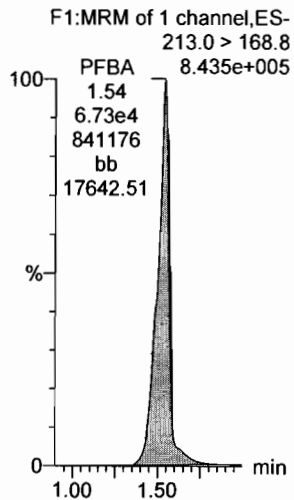


Dataset: F:\Projects\PFAS.PRO\Results\180227M1\180027M1-CRV.qld


Last Altered: Wednesday, February 28, 2018 11:15:07 Pacific Standard Time
Printed: Wednesday, February 28, 2018 11:16:29 Pacific Standard Time

Name: 180227M1_8, Date: 27-Feb-2018, Time: 20:39:30, ID: ST180227M1-7 PFC CS4 18B2318, Description: PFC CS4 18B2318

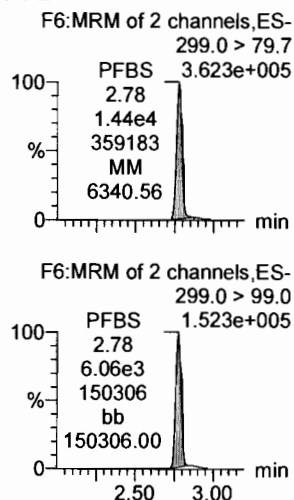
PFBA



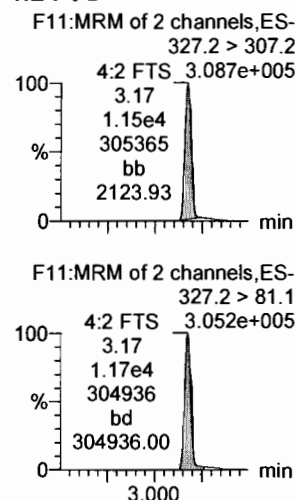
PFPeA




PFBS



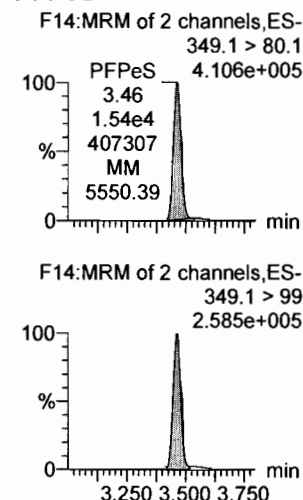
4:2 FTS



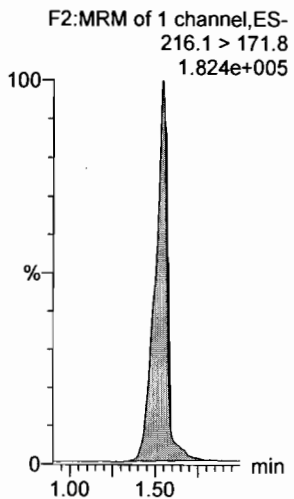
PFHxA



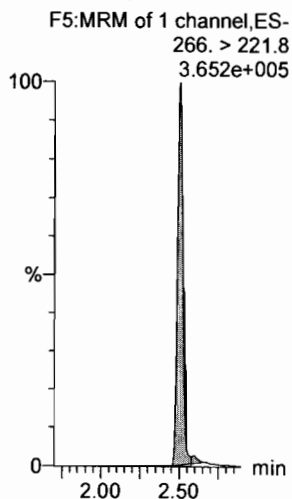
PFPeS



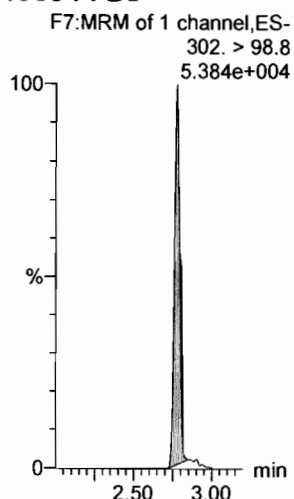
13C3-PFBA



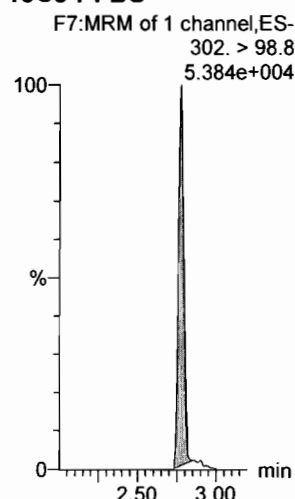
13C3-PFPeA



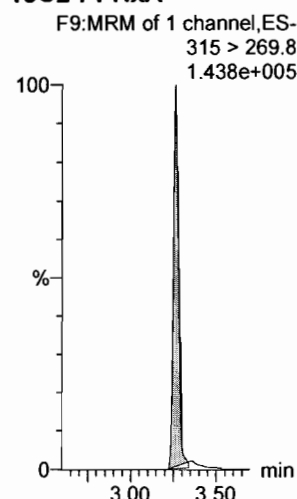
13C3-PFBS



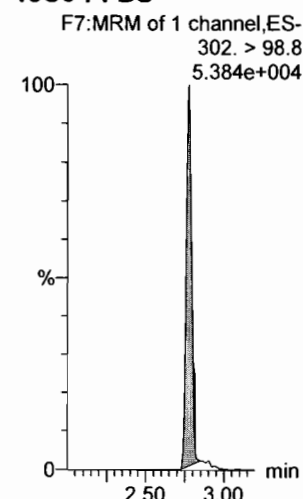
13C3-PFBS



13C2-PFHxA



13C3-PFBS



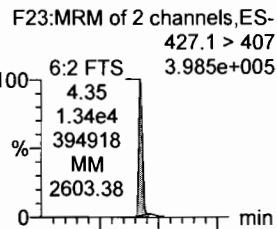
Dataset: F:\Projects\PFAS.PRO\Results\180227M1\180027M1-CRV.qld

Last Altered: Wednesday, February 28, 2018 11:15:07 Pacific Standard Time

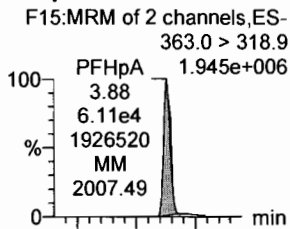
Printed: Wednesday, February 28, 2018 11:16:29 Pacific Standard Time

Name: 180227M1_8, Date: 27-Feb-2018, Time: 20:39:30, ID: ST180227M1-7 PFC CS4 18B2318, Description: PFC CS4 18B2318

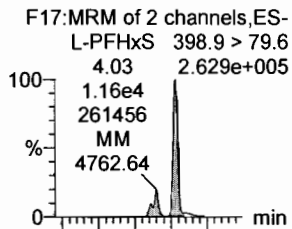
6:2 FTS



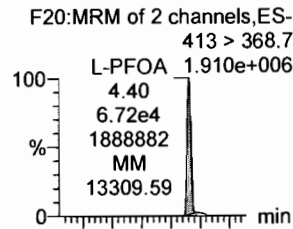
PFHpA



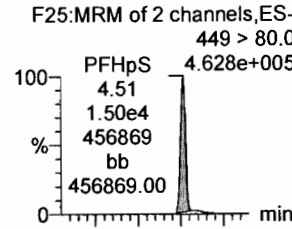
L-PFHxS



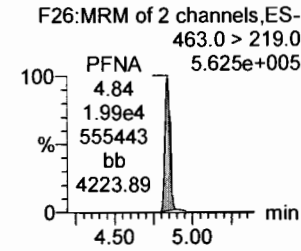
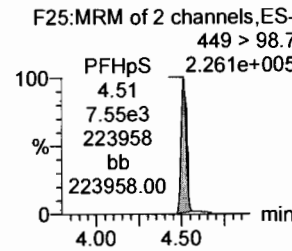
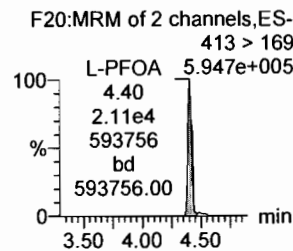
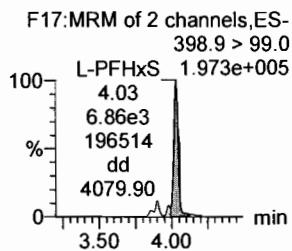
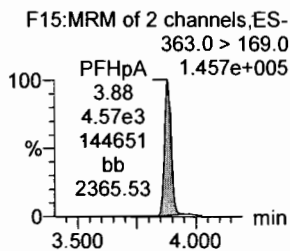
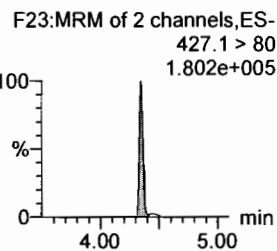
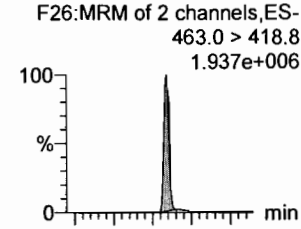
L-PFOA




PFHpS



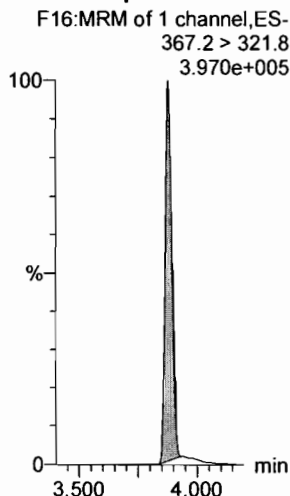
PFNA



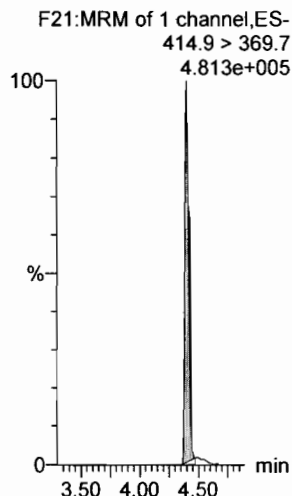
1802-PFHxS



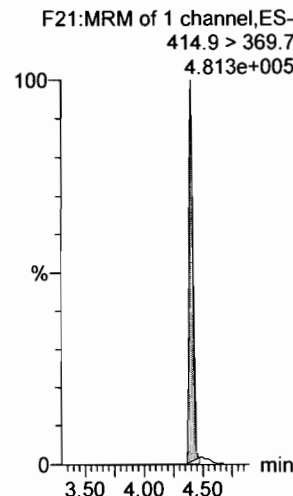
13C4-PFHpA



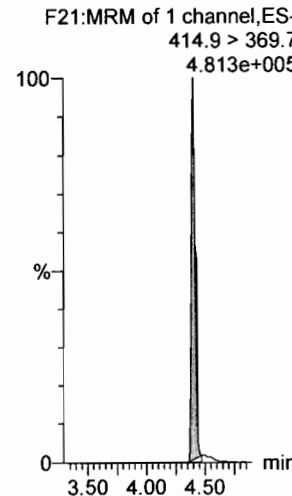
13C2-PFOA



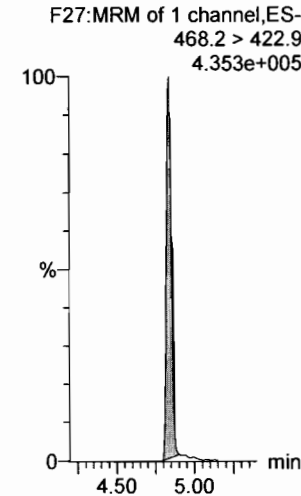
13C2-PFOA



13C2-PFOA



13C5-PFNA

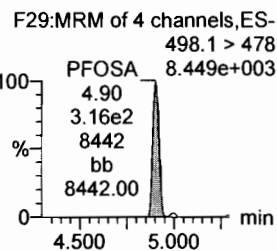
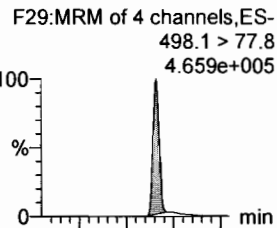


Dataset: F:\Projects\PFAS.PRO\Results\180227M1\180027M1-CRV.qld

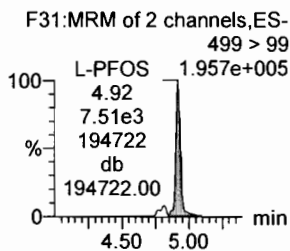
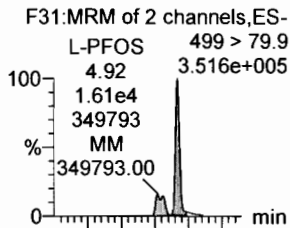
Last Altered: Wednesday, February 28, 2018 11:15:07 Pacific Standard Time
Printed: Wednesday, February 28, 2018 11:16:29 Pacific Standard Time

Name: 180227M1_8, Date: 27-Feb-2018, Time: 20:39:30, ID: ST180227M1-7 PFC CS4 18B2318, Description: PFC CS4 18B2318

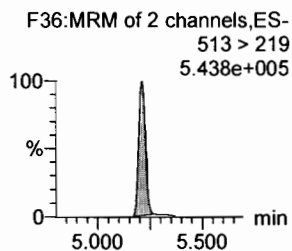
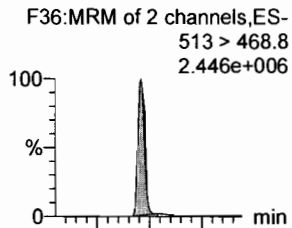
PFOSA



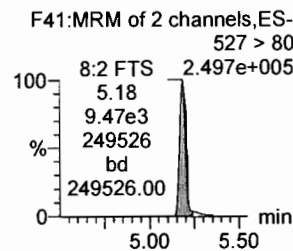
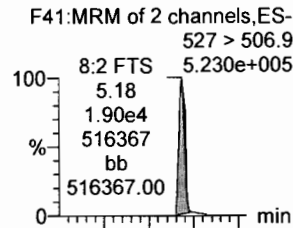
L-PFOS



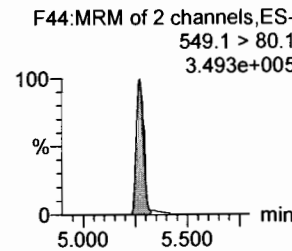
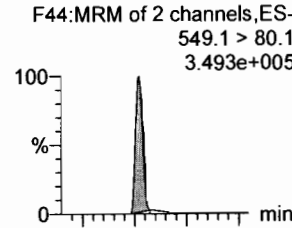
PFDA



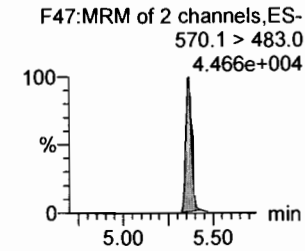
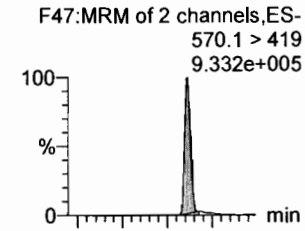
8:2 FTS



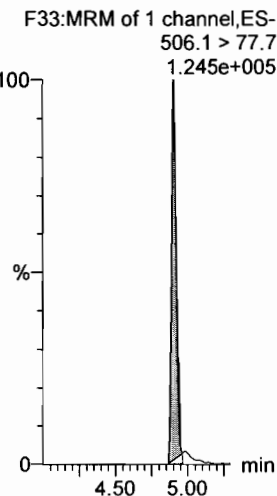
PFNS



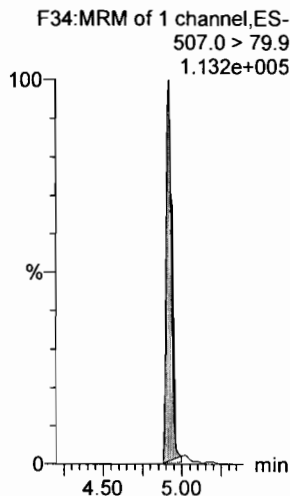
N-MeFOSAA



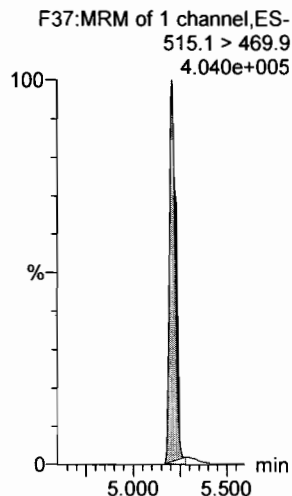
13C8-PFOSA



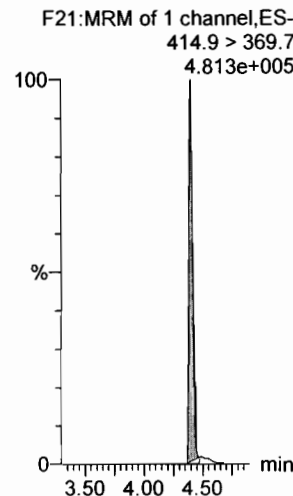
13C8-PFOS



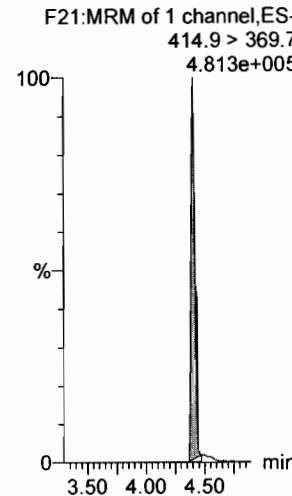
13C2-PFDA



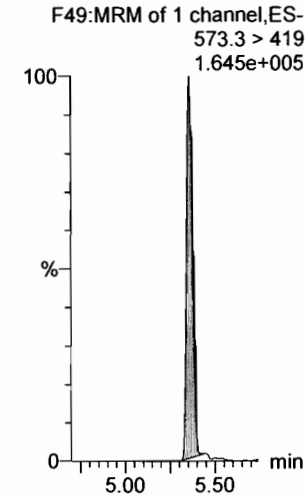
13C2-PFOA



13C2-PFOA



d3-N-MeFOSAA

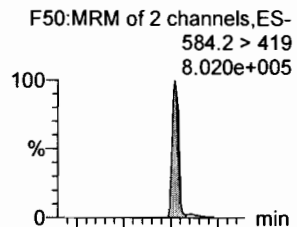


Dataset: F:\Projects\PFAS.PRO\Results\180227M1\180027M1-CRV.qld

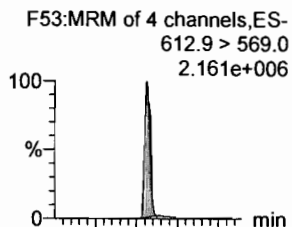
Last Altered: Wednesday, February 28, 2018 11:15:07 Pacific Standard Time
Printed: Wednesday, February 28, 2018 11:16:29 Pacific Standard Time

Name: 180227M1_8, Date: 27-Feb-2018, Time: 20:39:30, ID: ST180227M1-7 PFC CS4 18B2318, Description: PFC CS4 18B2318

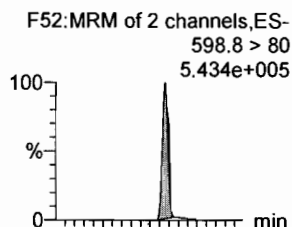
N-EtFOSAA



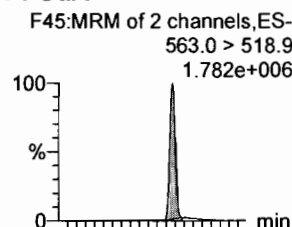
PFDaA



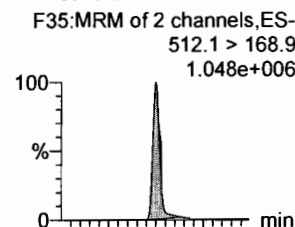
PFDS



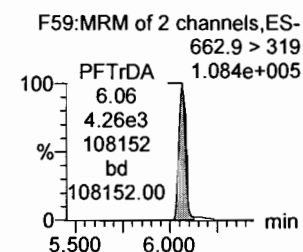
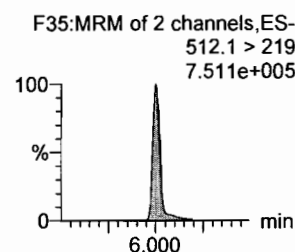
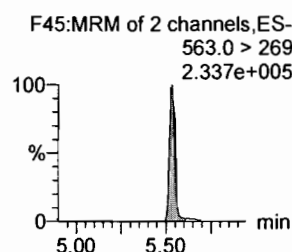
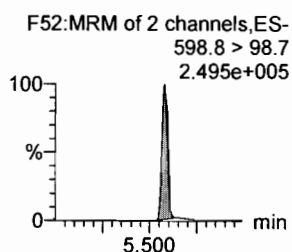
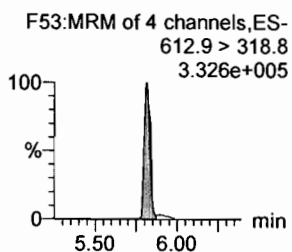
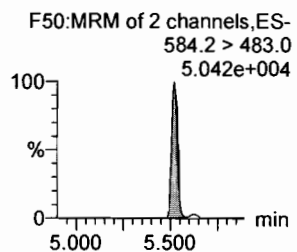
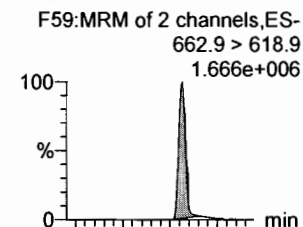
PFUdA



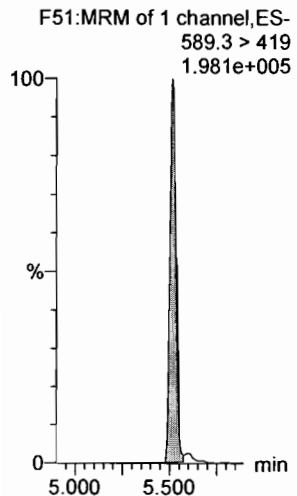
N-MeFOSA



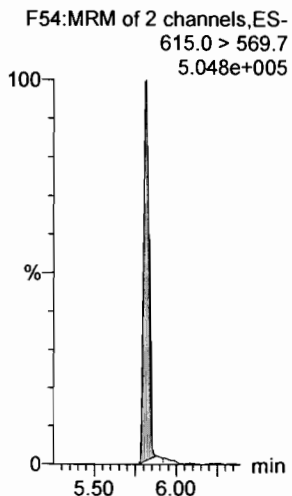
PFTrDA



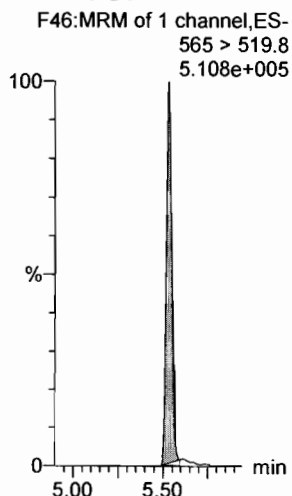
d5-N-EtFOSAA




13C2-PFDaA



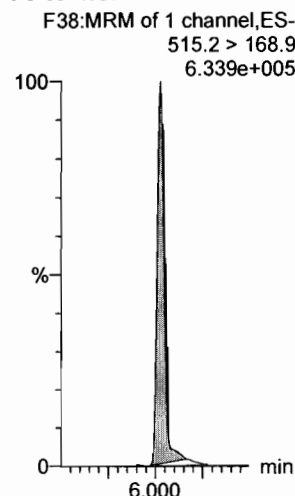
13C2-PFUdA



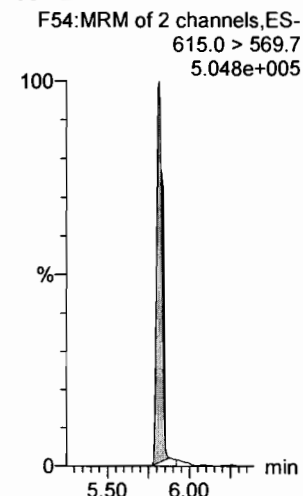
13C2-PFUdA



d3-N-MeFOSA



13C2-PFDaA

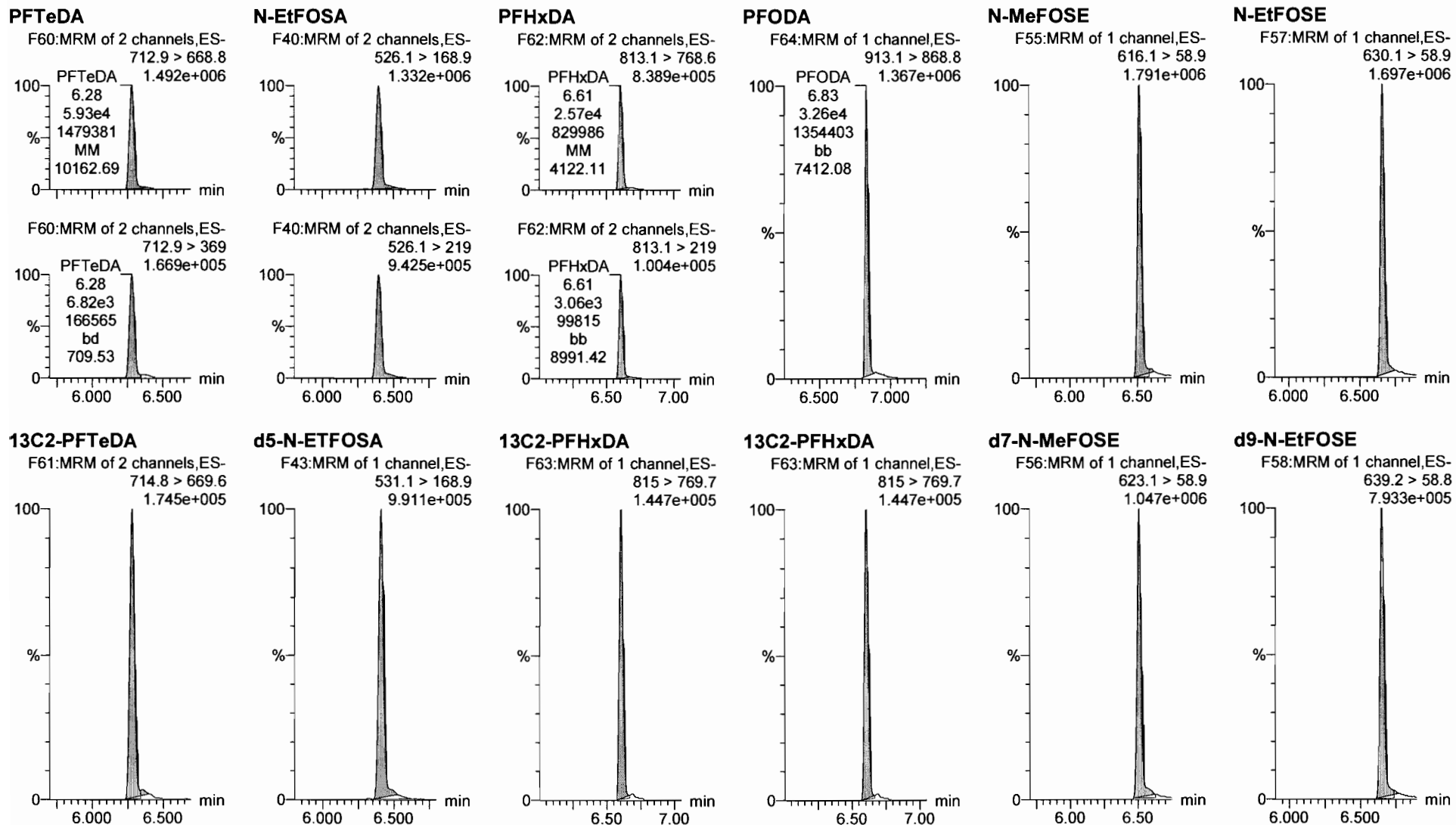


Dataset: F:\Projects\PFAS.PRO\Results\180227M1\180027M1-CRV.qld

Last Altered: Wednesday, February 28, 2018 11:15:07 Pacific Standard Time

Printed: Wednesday, February 28, 2018 11:16:29 Pacific Standard Time

Name: 180227M1_8, Date: 27-Feb-2018, Time: 20:39:30, ID: ST180227M1-7 PFC CS4 18B2318, Description: PFC CS4 18B2318



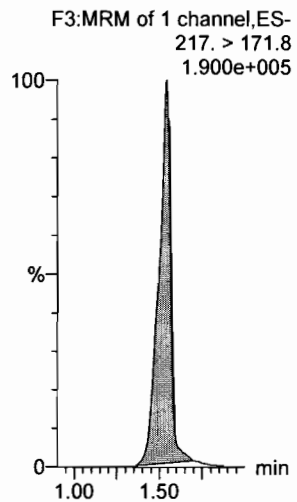
Dataset: F:\Projects\PFAS.PRO\Results\180227M1\180027M1-CRV.qld

Last Altered: Wednesday, February 28, 2018 11:15:07 Pacific Standard Time

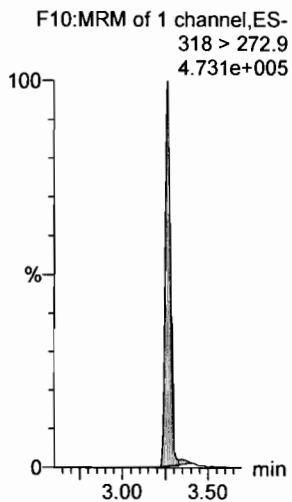
Printed: Wednesday, February 28, 2018 11:16:29 Pacific Standard Time

Name: 180227M1_8, Date: 27-Feb-2018, Time: 20:39:30, ID: ST180227M1-7 PFC CS4 18B2318, Description: PFC CS4 18B2318

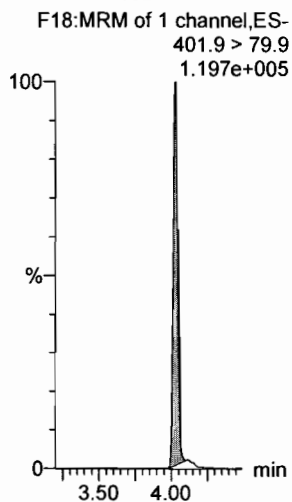
13C4-PFBA



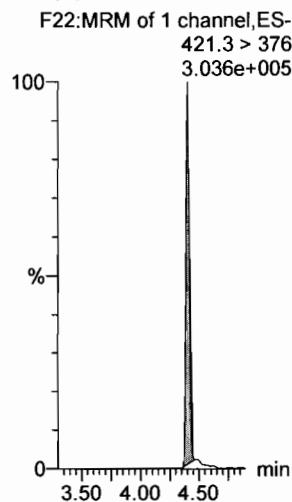
13C5-PFHxA



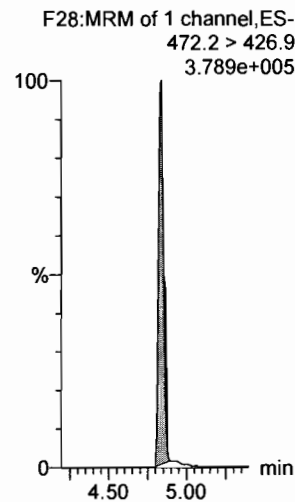
13C3-PFHxS



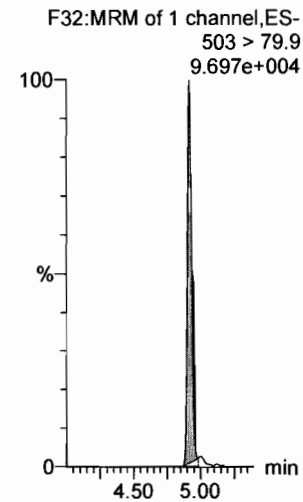
13C8-PFOA



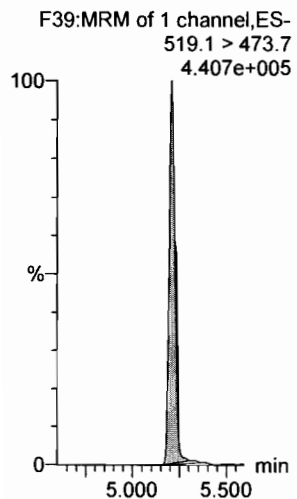
13C9-PFNA



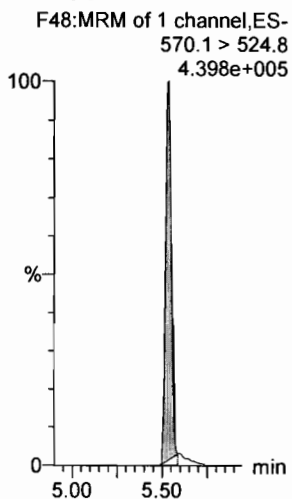
13C4-PFOS



13C6-PFDA



13C7-PFUdA

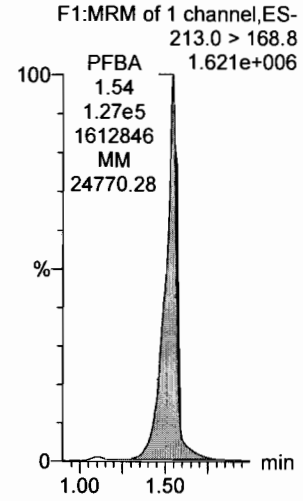


Dataset: F:\Projects\PFAS.PRO\Results\180227M1\180027M1-CRV.qld

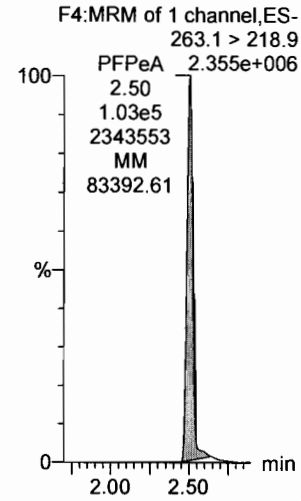
Last Altered: Wednesday, February 28, 2018 11:15:07 Pacific Standard Time
Printed: Wednesday, February 28, 2018 11:16:29 Pacific Standard Time

Name: 180227M1_9, Date: 27-Feb-2018, Time: 20:51:00, ID: ST180227M1-8 PFC CS5 18B2319, Description: PFC CS5 18B2319

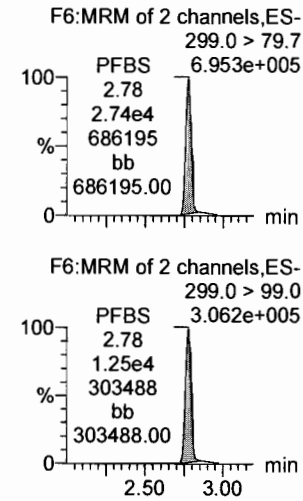
PFBA




PFPeA



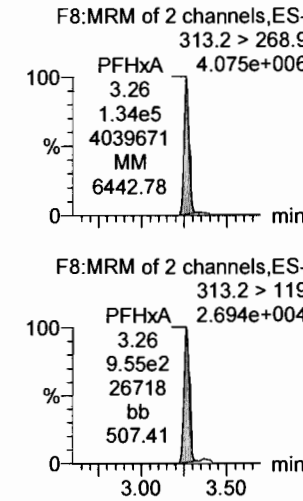
PFBS



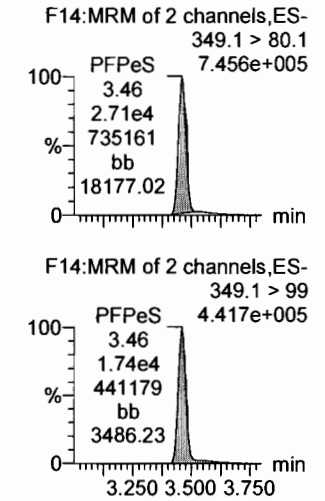
4:2 FTS



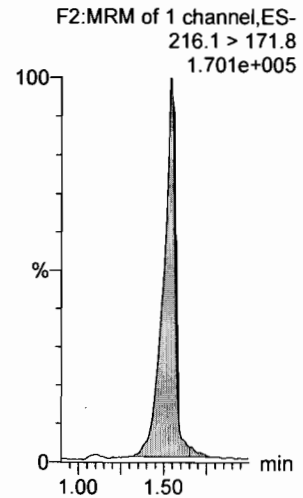
PFHxA



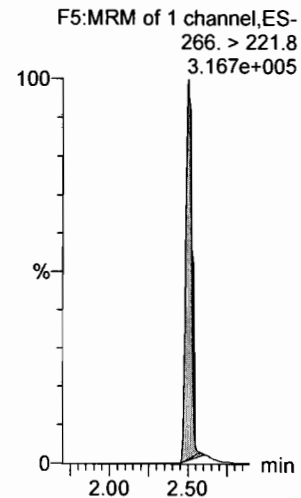
PFPeS



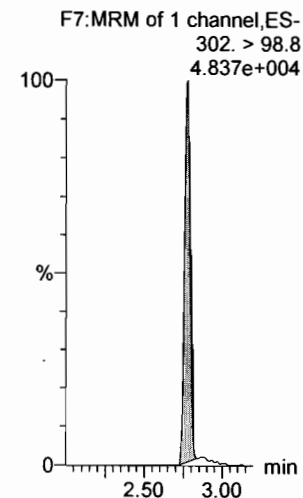
13C3-PFBA



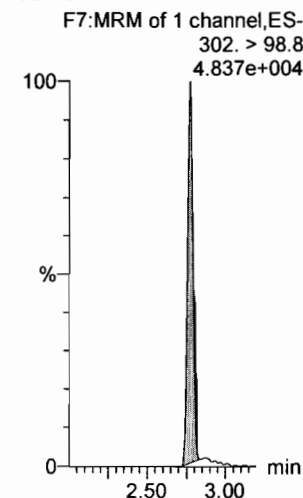
13C3-PFPeA



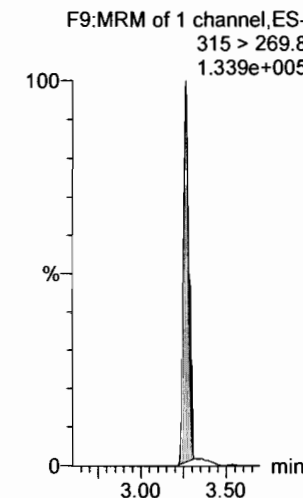
13C3-PFBS



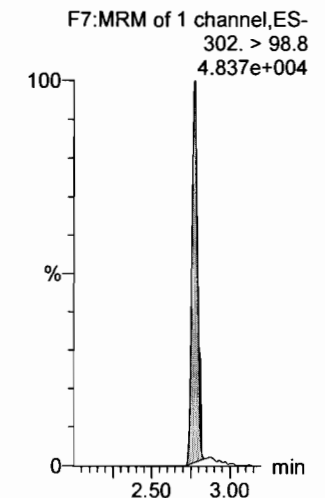
13C3-PFBS



13C2-PFHxA



13C3-PFBS



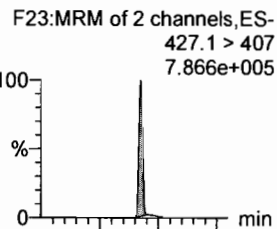
Dataset: F:\Projects\PFAS.PRO\Results\180227M1\180027M1-CRV.qld

Last Altered: Wednesday, February 28, 2018 11:15:07 Pacific Standard Time

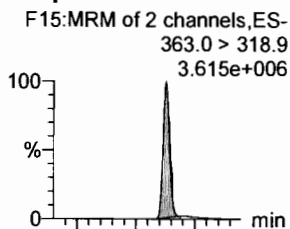
Printed: Wednesday, February 28, 2018 11:16:29 Pacific Standard Time

Name: 180227M1_9, Date: 27-Feb-2018, Time: 20:51:00, ID: ST180227M1-8 PFC CS5 18B2319, Description: PFC CS5 18B2319

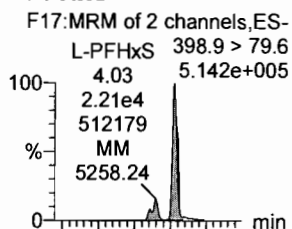
6:2 FTS



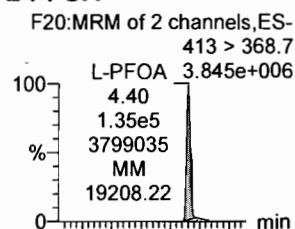
PFHpA



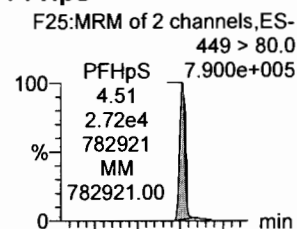
L-PFHxS



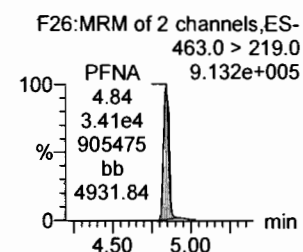
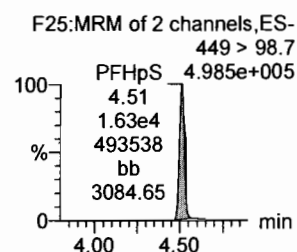
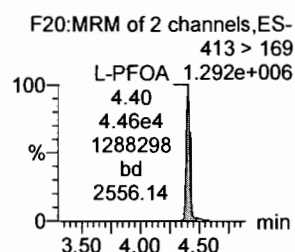
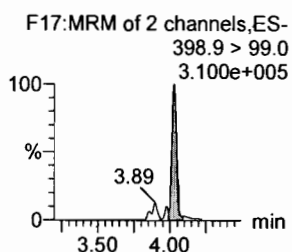
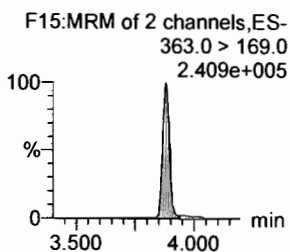
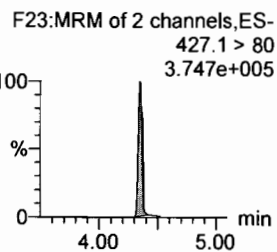
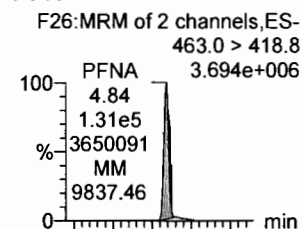
L-PFOA



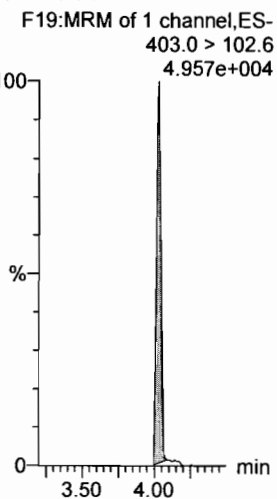
PFHpS



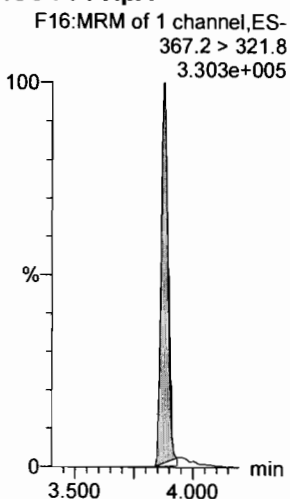
PFNA



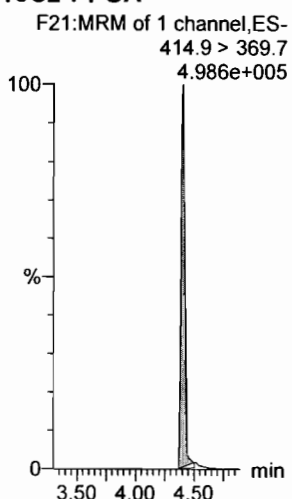
1802-PFHxS



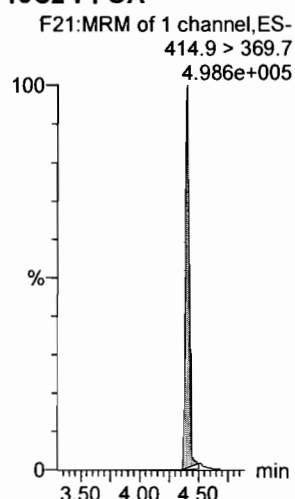
13C4-PFHpA



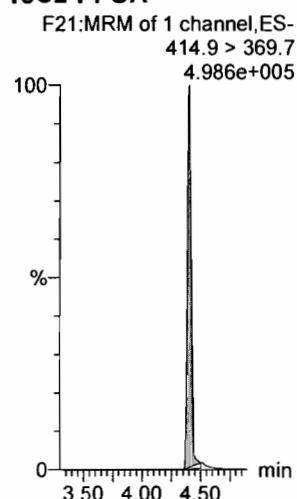
13C2-PFOA



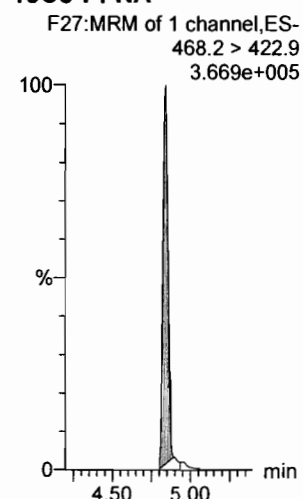
13C2-PFOA



13C2-PFOA



13C5-PFNA



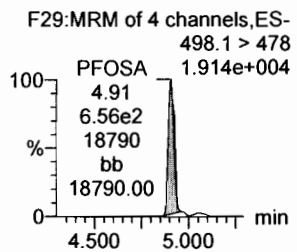
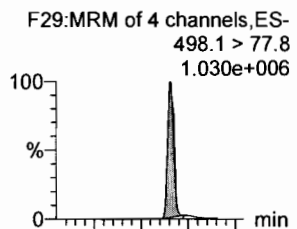
Dataset: F:\Projects\PFAS.PRO\Results\180227M1\180027M1-CRV.qld

Last Altered: Wednesday, February 28, 2018 11:15:07 Pacific Standard Time

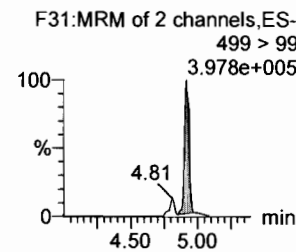
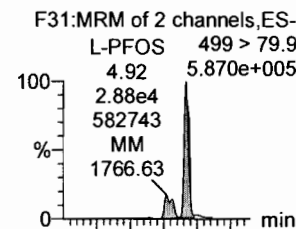
Printed: Wednesday, February 28, 2018 11:16:29 Pacific Standard Time

Name: 180227M1_9, Date: 27-Feb-2018, Time: 20:51:00, ID: ST180227M1-8 PFC CS5 18B2319, Description: PFC CS5 18B2319

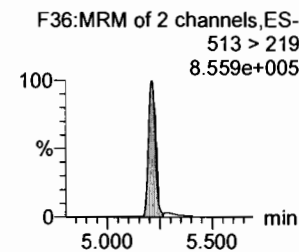
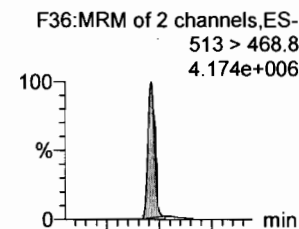
PFOSA



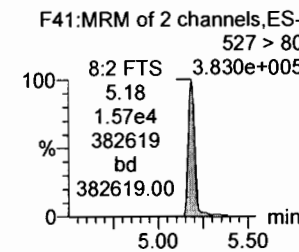
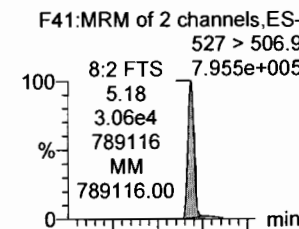
L-PFOS



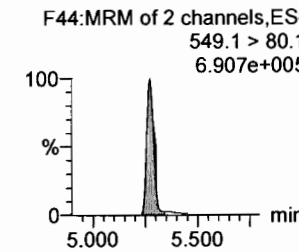
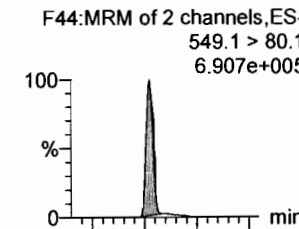
PFDA



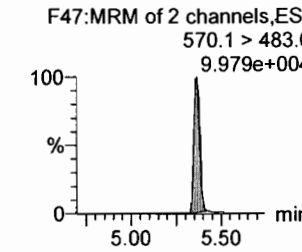
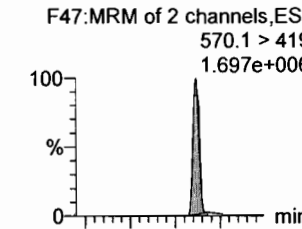
8:2 FTS



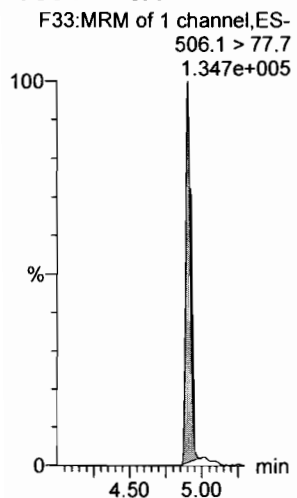
PFNS



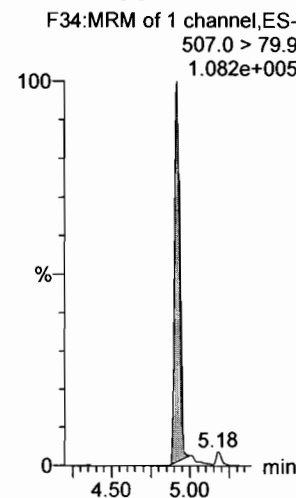
N-MeFOSAA



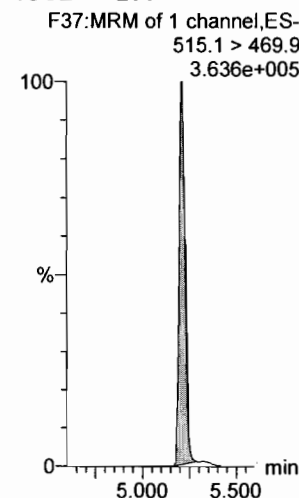
13C8-PFOA



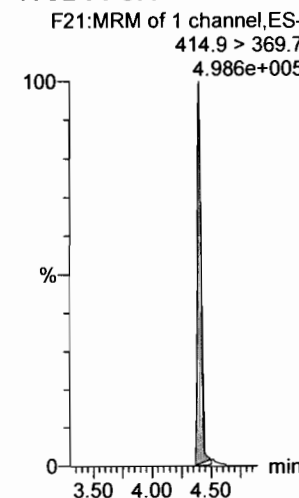
13C8-PFOS



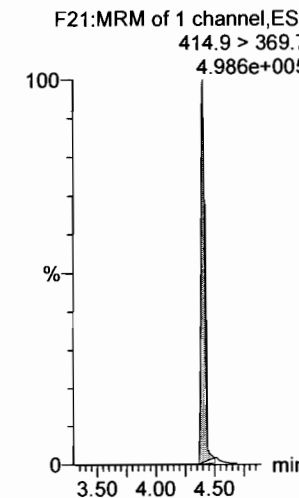
13C2-PFDA



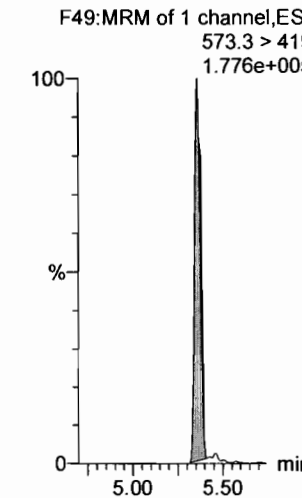
13C2-PFOA



13C2-PFOA



d3-N-MeFOSAA

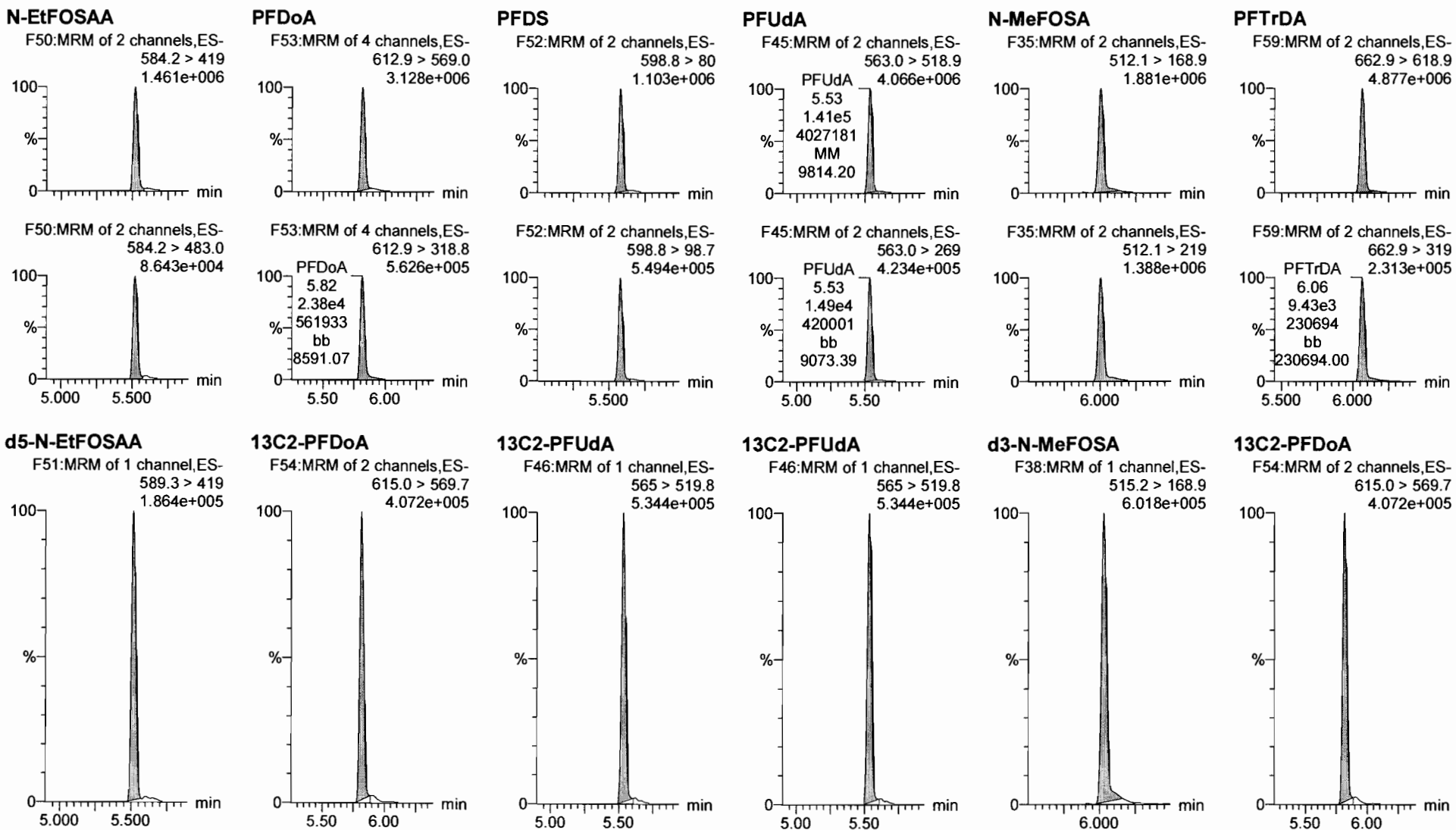


Dataset: F:\Projects\PFAS.PRO\Results\180227M1\180027M1-CRV.qld

Last Altered: Wednesday, February 28, 2018 11:15:07 Pacific Standard Time

Printed: Wednesday, February 28, 2018 11:16:29 Pacific Standard Time

Name: 180227M1_9, Date: 27-Feb-2018, Time: 20:51:00, ID: ST180227M1-8 PFC CS5 18B2319, Description: PFC CS5 18B2319



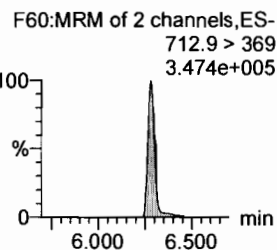
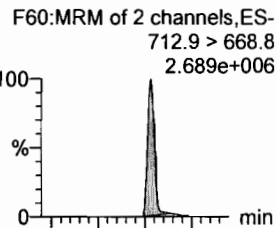
Dataset: F:\Projects\PFAS.PRO\Results\180227M1\180027M1-CRV.qld

Last Altered: Wednesday, February 28, 2018 11:15:07 Pacific Standard Time

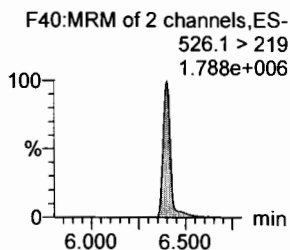
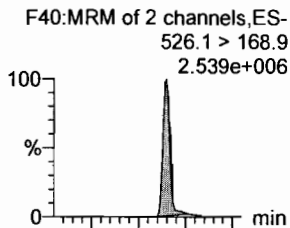
Printed: Wednesday, February 28, 2018 11:16:29 Pacific Standard Time

Name: 180227M1_9, Date: 27-Feb-2018, Time: 20:51:00, ID: ST180227M1-8 PFC CS5 18B2319, Description: PFC CS5 18B2319

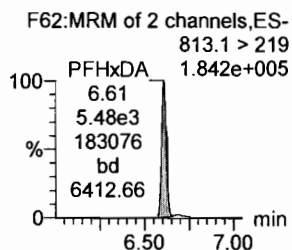
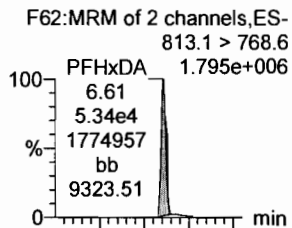
PFTeDA



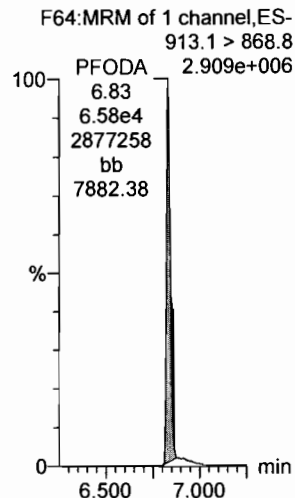
N-EtFOSA



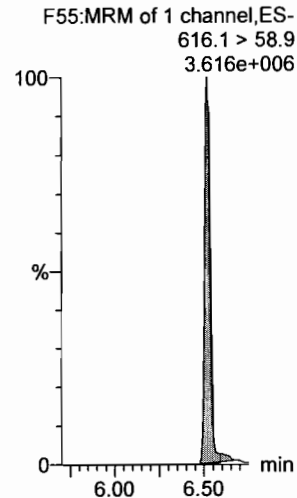
PFHxDA



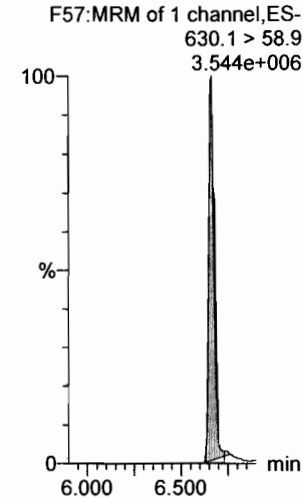
PFODA



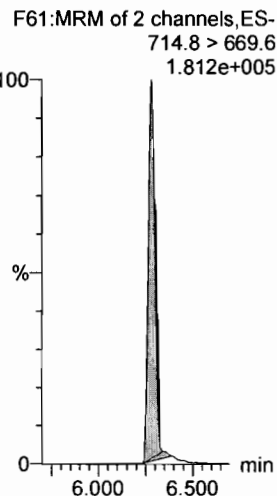
N-MeFOSE



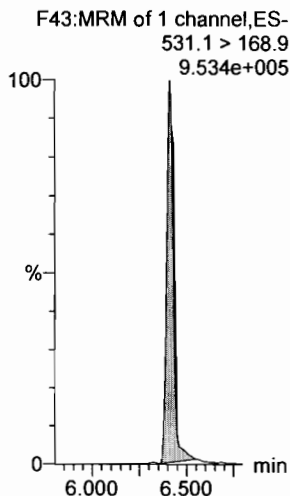
N-EtFOSE



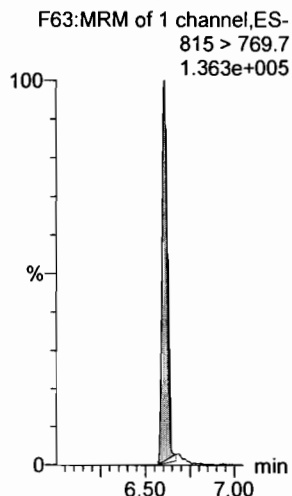
13C2-PFTeDA



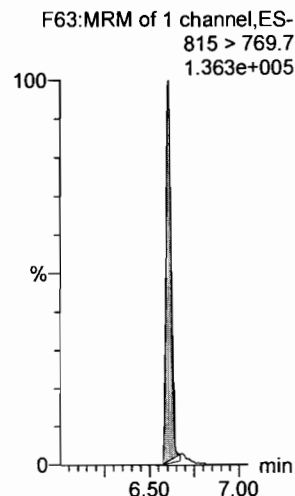
d5-N-ETFOSA



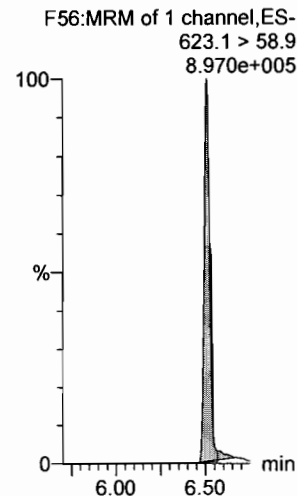
13C2-PFHxDA



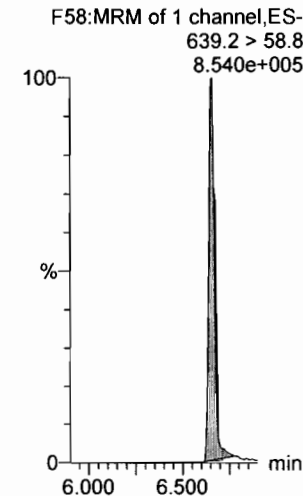
13C2-PFHxDA



d7-N-MeFOSE



d9-N-EtFOSE



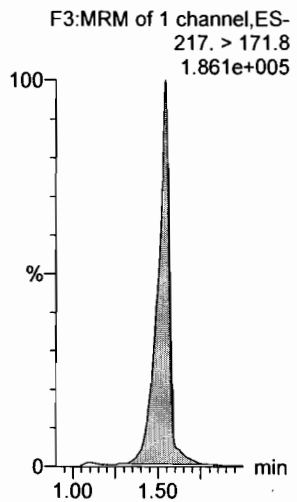
Dataset: F:\Projects\PFAS.PRO\Results\180227M1\180027M1-CRV.qld

Last Altered: Wednesday, February 28, 2018 11:15:07 Pacific Standard Time

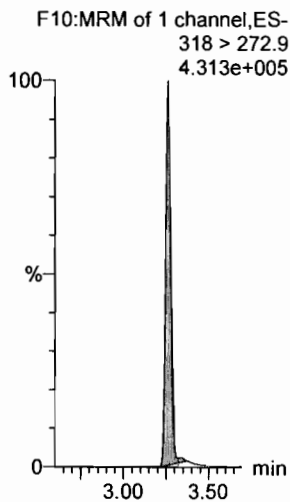
Printed: Wednesday, February 28, 2018 11:16:29 Pacific Standard Time

Name: 180227M1_9, Date: 27-Feb-2018, Time: 20:51:00, ID: ST180227M1-8 PFC CS5 18B2319, Description: PFC CS5 18B2319


13C4-PFBA



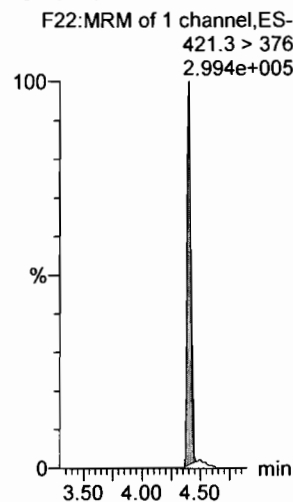
13C5-PFHxA



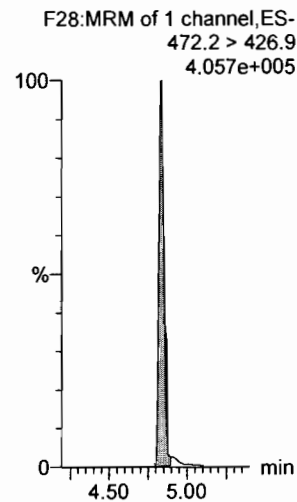
13C3-PFHxS



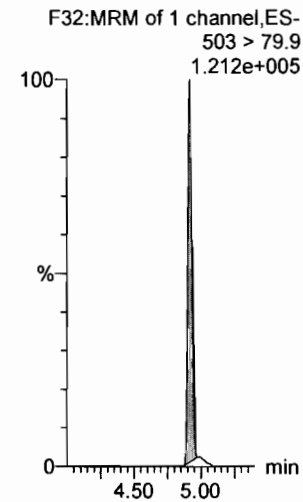
13C8-PFOA



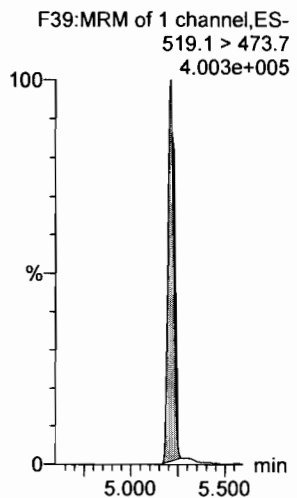
13C9-PFNA



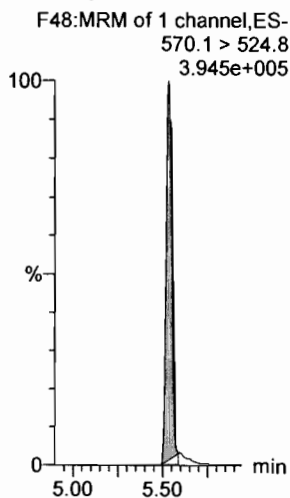
13C4-PFOS



13C6-PFDA



13C7-PFUdA

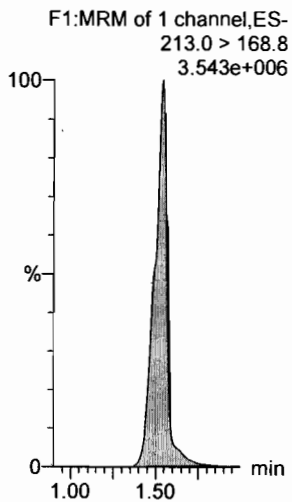


Dataset: F:\Projects\PFAS.PRO\Results\180227M1\180027M1-CRV.qld

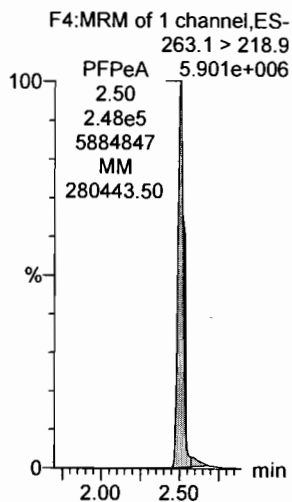
Last Altered: Wednesday, February 28, 2018 11:15:07 Pacific Standard Time
Printed: Wednesday, February 28, 2018 11:16:29 Pacific Standard Time

Name: 180227M1_10, Date: 27-Feb-2018, Time: 21:02:27, ID: ST180227M1-9 PFC CS6 18B2320, Description: PFC CS6 18B2320

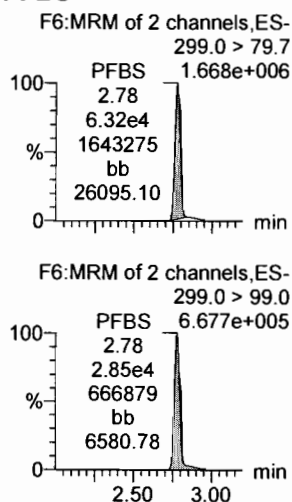
PFBA



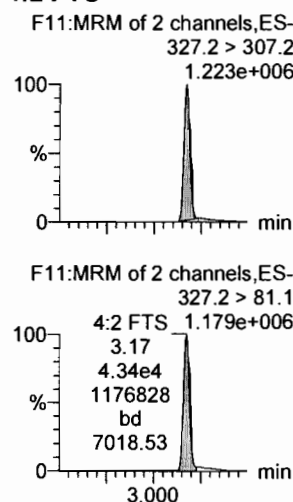
PFPeA



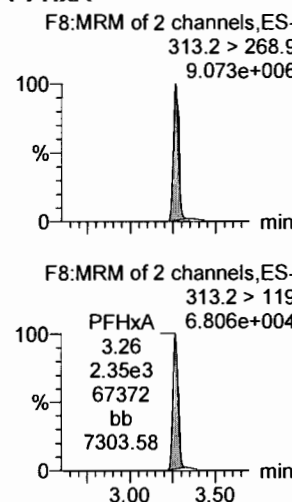
PFBS



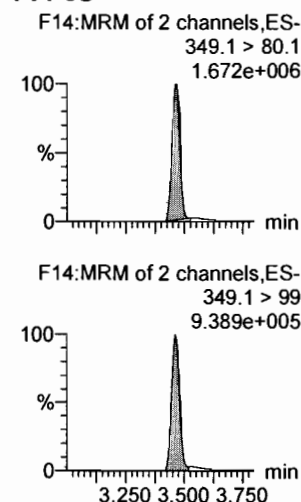
4:2 FTS



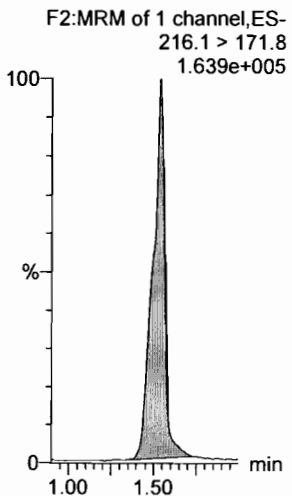
PFHxA



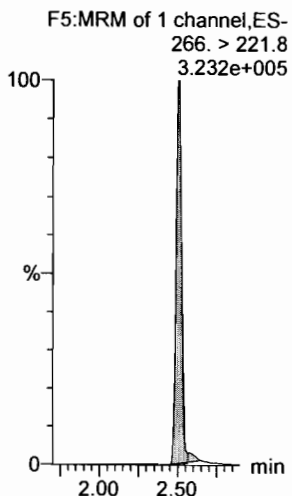
PFPeS



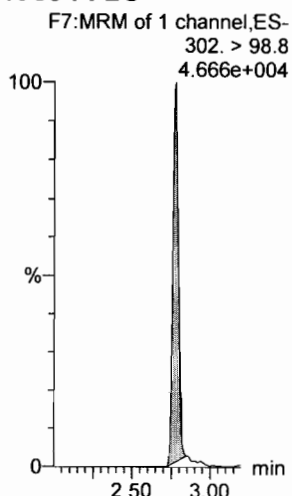
13C3-PFBA



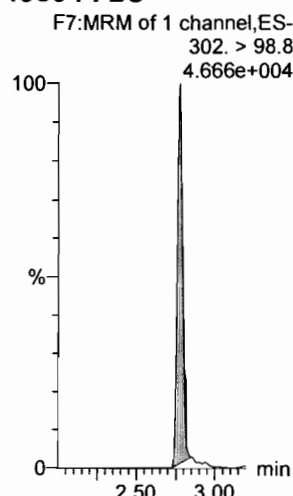
13C3-PFPeA



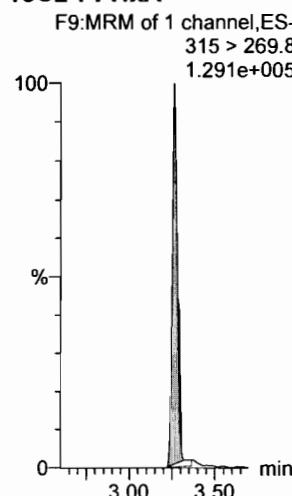
13C3-PFBS



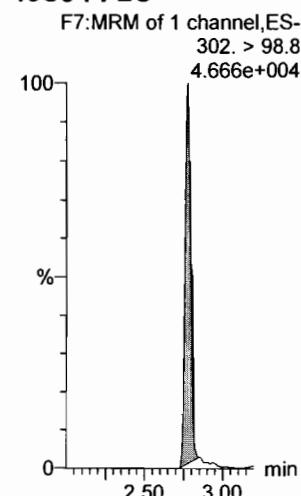
13C3-PFBS



13C2-PFHxA



13C3-PFBS



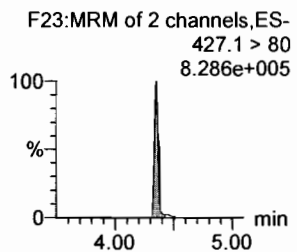
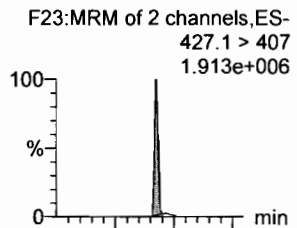
Dataset: F:\Projects\PFAS.PRO\Results\180227M1\180027M1-CRV.qld

Last Altered: Wednesday, February 28, 2018 11:15:07 Pacific Standard Time

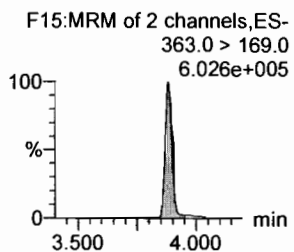
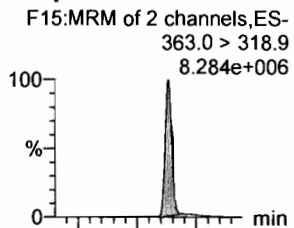
Printed: Wednesday, February 28, 2018 11:16:29 Pacific Standard Time

Name: 180227M1_10, Date: 27-Feb-2018, Time: 21:02:27, ID: ST180227M1-9 PFC CS6 18B2320, Description: PFC CS6 18B2320


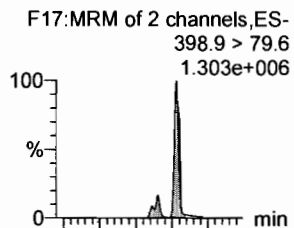
6:2 FTS



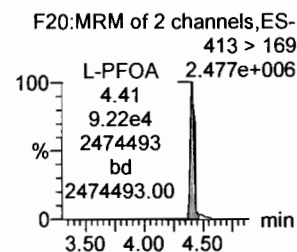
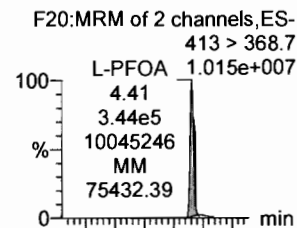
PFHpA



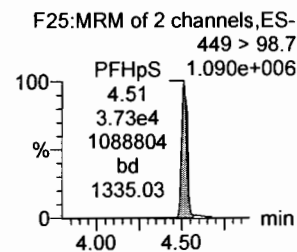
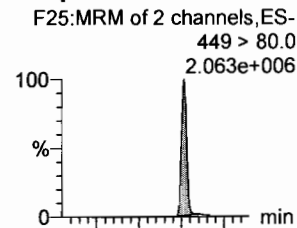
L-PFHxS



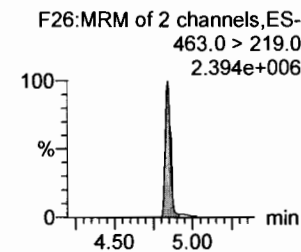
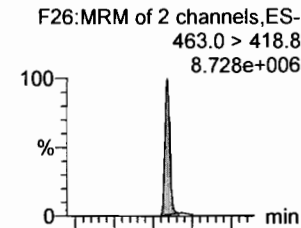
L-PFOA



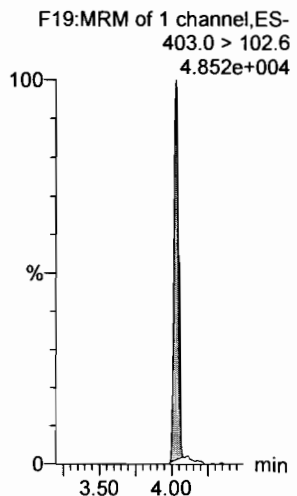
PFHpS



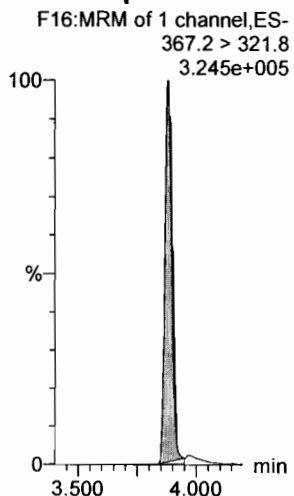
PFNA



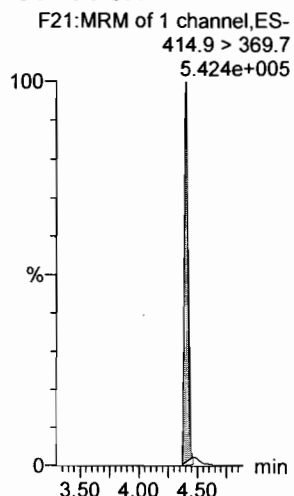
1802-PFHxS



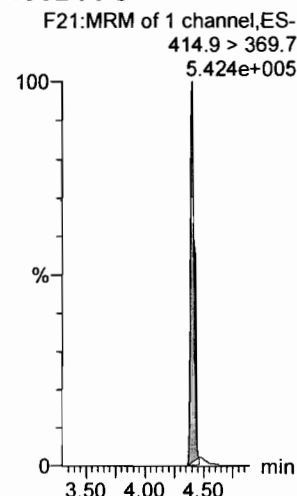
13C4-PFHpA



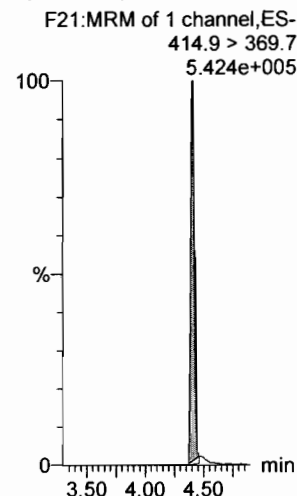
13C2-PFOA



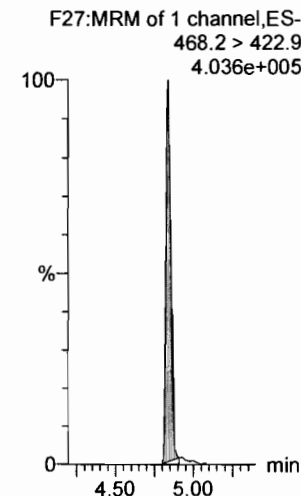
13C2-PFOA



13C2-PFOA



13C5-PFNA



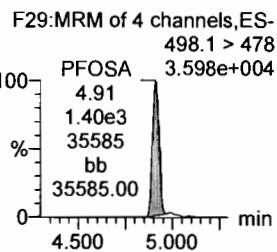
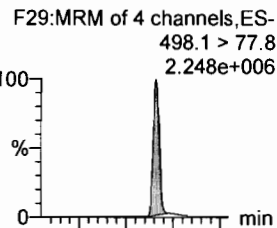
Dataset: F:\Projects\PFAS.PRO\Results\180227M1\180027M1-CRV.qld

Last Altered: Wednesday, February 28, 2018 11:15:07 Pacific Standard Time

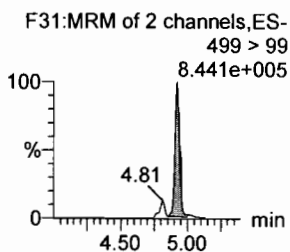
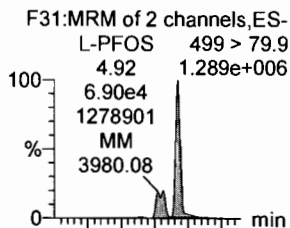
Printed: Wednesday, February 28, 2018 11:16:29 Pacific Standard Time

Name: 180227M1_10, Date: 27-Feb-2018, Time: 21:02:27, ID: ST180227M1-9 PFC CS6 18B2320, Description: PFC CS6 18B2320

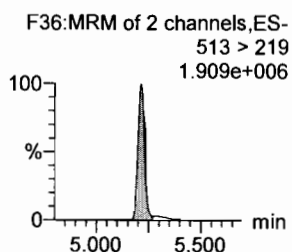
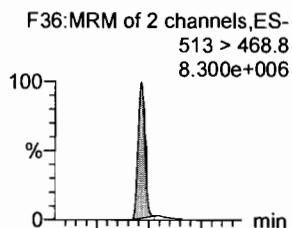
PFOSA



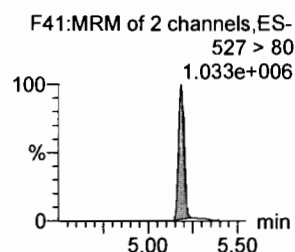
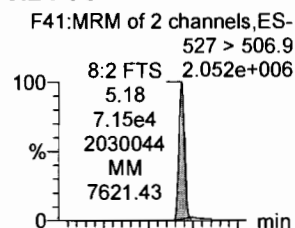
L-PFOS



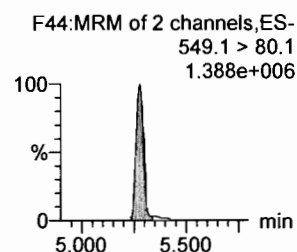
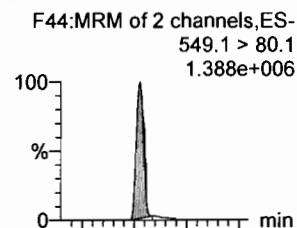
PFDA



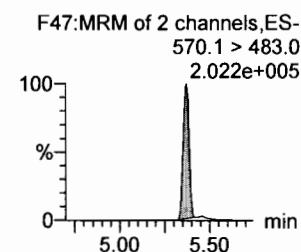
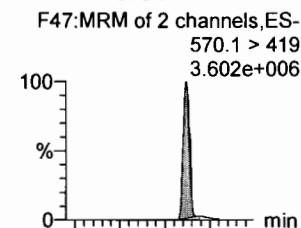
8:2 FTS



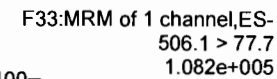
PFNS



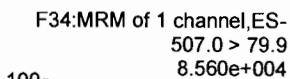
N-MeFOSAA



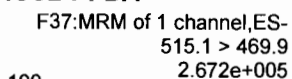
13C8-PFOA



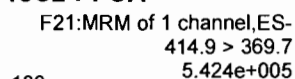
13C8-PFOS



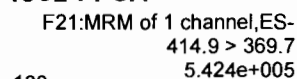
13C2-PFDA



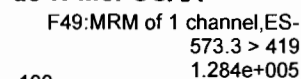
13C2-PFOA



13C2-PFOA



d3-N-MeFOSAA



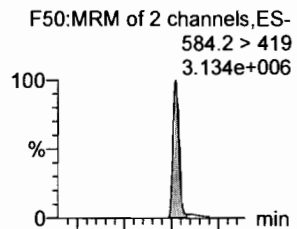
Dataset: F:\Projects\PFAS.PRO\Results\180227M1\180027M1-CRV.qld

Last Altered: Wednesday, February 28, 2018 11:15:07 Pacific Standard Time

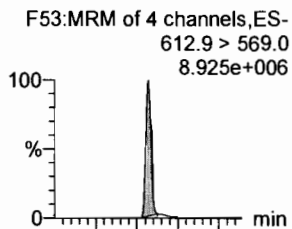
Printed: Wednesday, February 28, 2018 11:16:29 Pacific Standard Time

Name: 180227M1_10, Date: 27-Feb-2018, Time: 21:02:27, ID: ST180227M1-9 PFC CS6 18B2320, Description: PFC CS6 18B2320

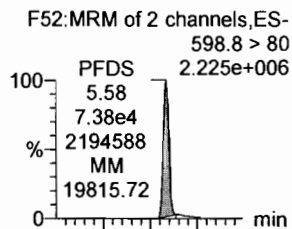
N-EtFOSAA



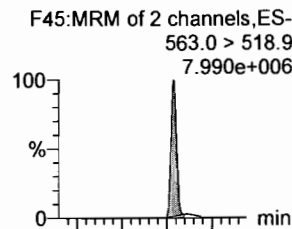
PFDoA



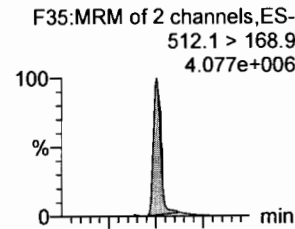
PFDS



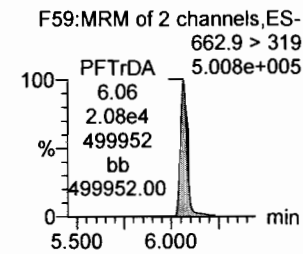
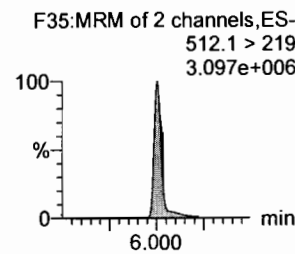
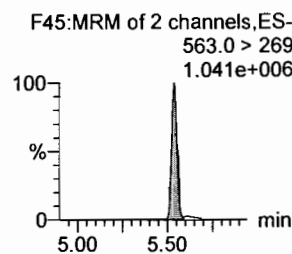
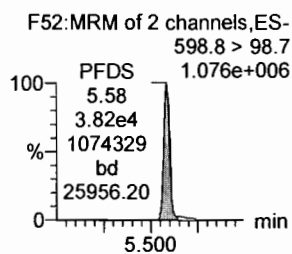
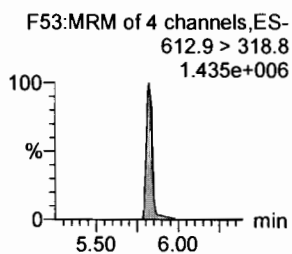
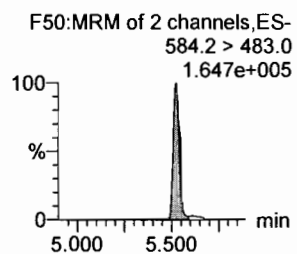
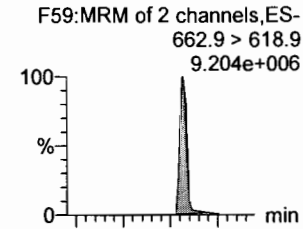
PFUdA



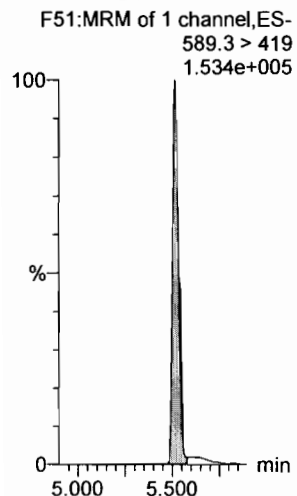
N-MeFOSA



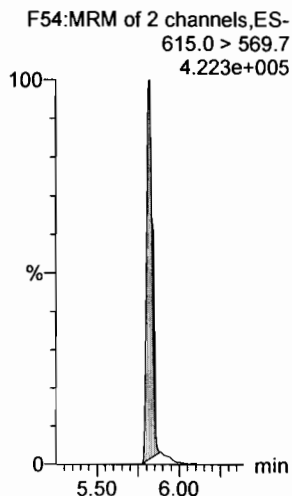
PFTrDA



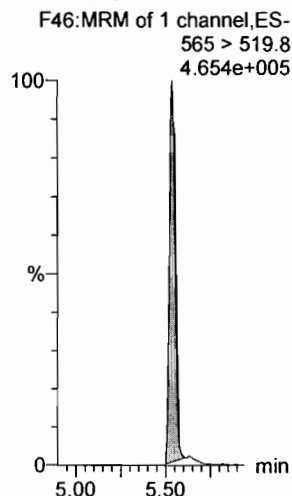
d5-N-EtFOSAA



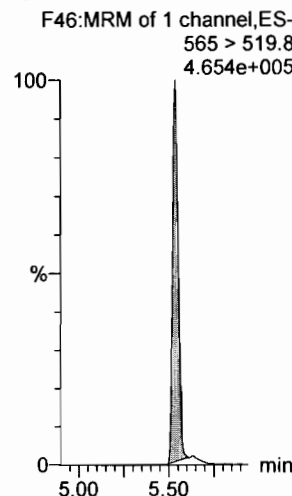
13C2-PFDoA



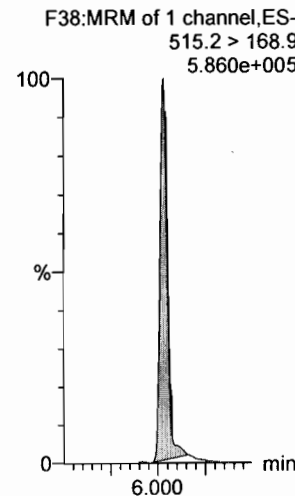
13C2-PFUdA



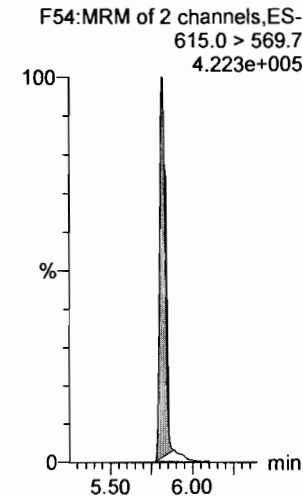
13C2-PFUdA



d3-N-MeFOSA



13C2-PFDoA

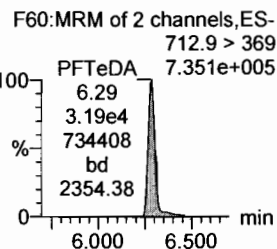
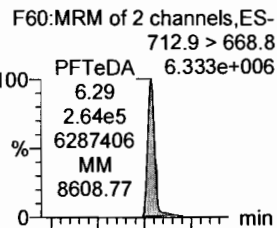


Dataset: F:\Projects\PFAS.PRO\Results\180227M1\180027M1-CRV.qld

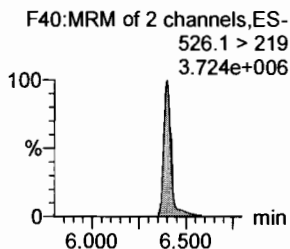
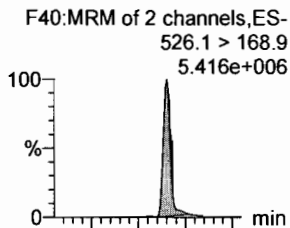
Last Altered: Wednesday, February 28, 2018 11:15:07 Pacific Standard Time
Printed: Wednesday, February 28, 2018 11:16:29 Pacific Standard Time

Name: 180227M1_10, Date: 27-Feb-2018, Time: 21:02:27, ID: ST180227M1-9 PFC CS6 18B2320, Description: PFC CS6 18B2320

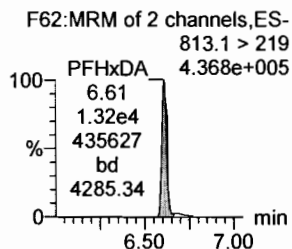
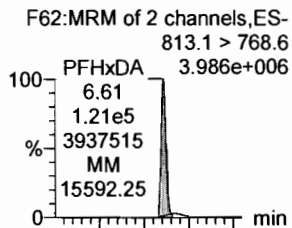
PFTeDA




N-EtFOFA



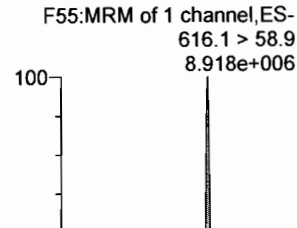
PFHxDA



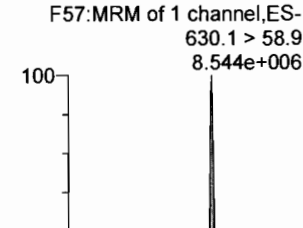
PFODA



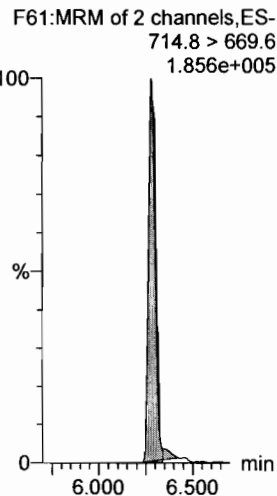
N-MeFOSE



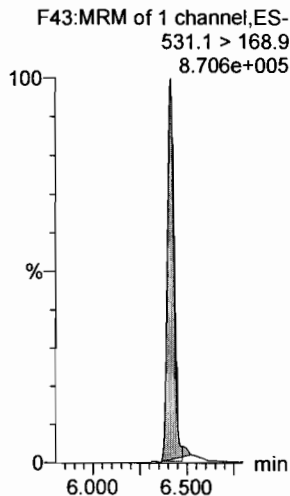
N-EtFOSE



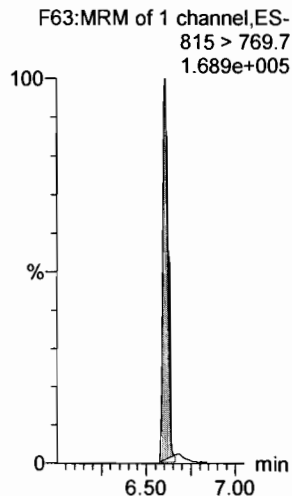
13C2-PFTeDA



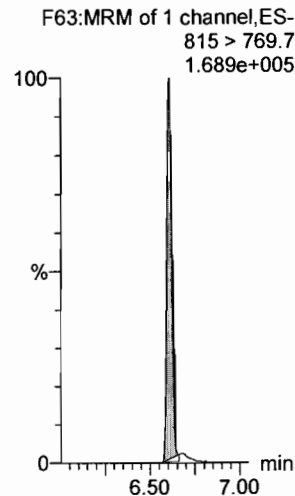
d5-N-ETFOFA



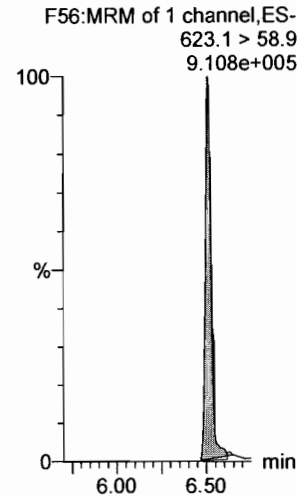
13C2-PFHxDA



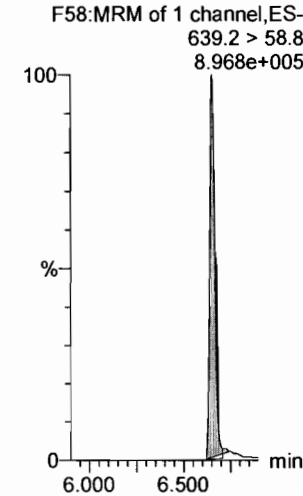
13C2-PFHxDA



d7-N-MeFOSE



d9-N-EtFOSE

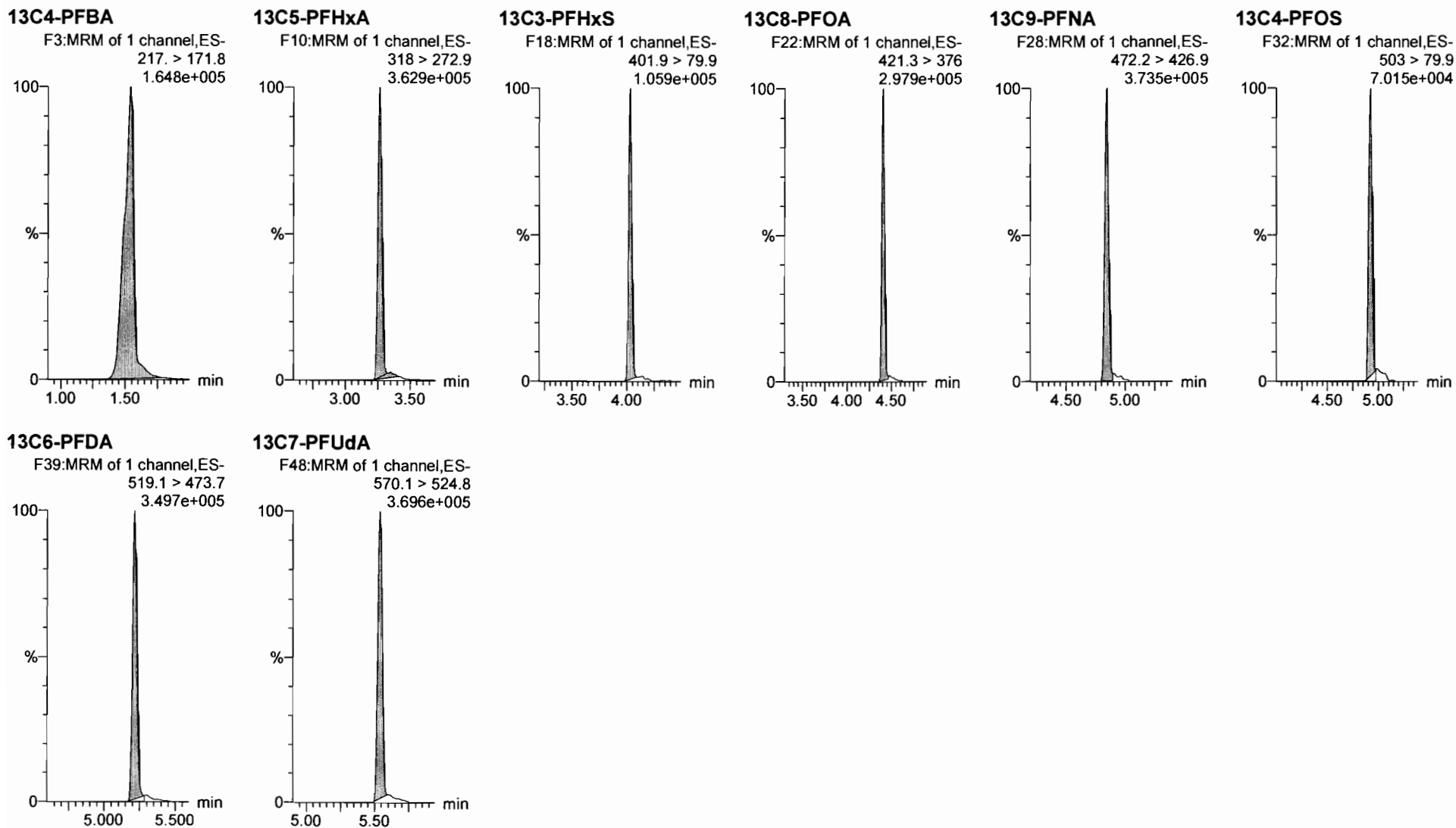


Dataset: F:\Projects\PFAS.PRO\Results\180227M1\180027M1-CRV.qld

Last Altered: Wednesday, February 28, 2018 11:15:07 Pacific Standard Time

Printed: Wednesday, February 28, 2018 11:16:29 Pacific Standard Time

Name: 180227M1_10, Date: 27-Feb-2018, Time: 21:02:27, ID: ST180227M1-9 PFC CS6 18B2320, Description: PFC CS6 18B2320



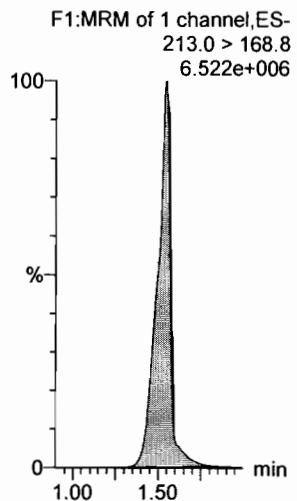
Dataset: F:\Projects\PFAS.PRO\Results\180227M1\180027M1-CRV.qld

Last Altered: Wednesday, February 28, 2018 11:15:07 Pacific Standard Time


Printed: Wednesday, February 28, 2018 11:16:29 Pacific Standard Time

Name: 180227M1_11, Date: 27-Feb-2018, Time: 21:13:56, ID: ST180227M1-10 PFC CS7 18B2321, Description: PFC CS7 18B2321

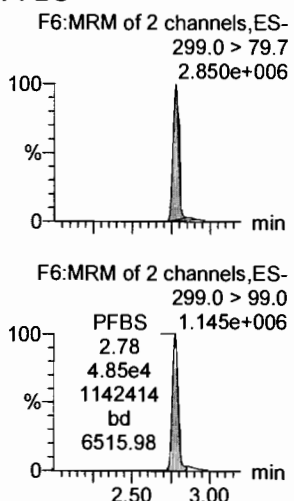
PFBA



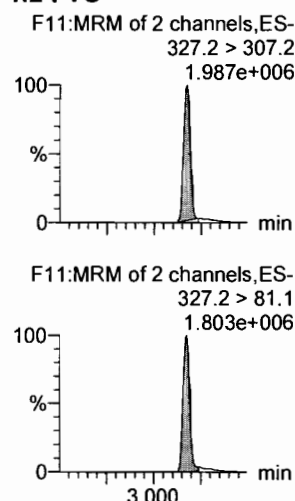
PFPeA



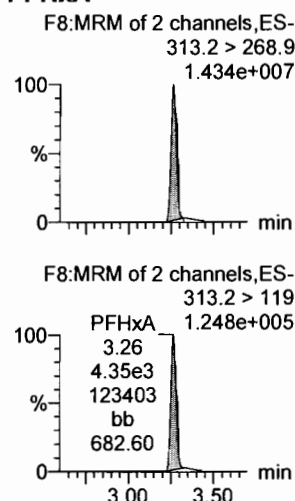
PFBS



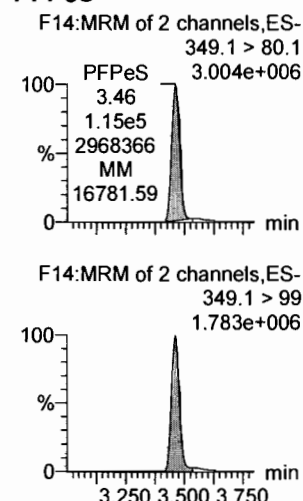
4:2 FTS



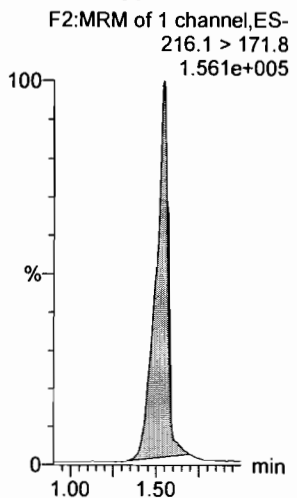
PFHxA



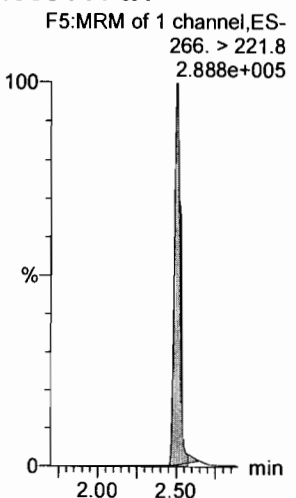
PFPeS



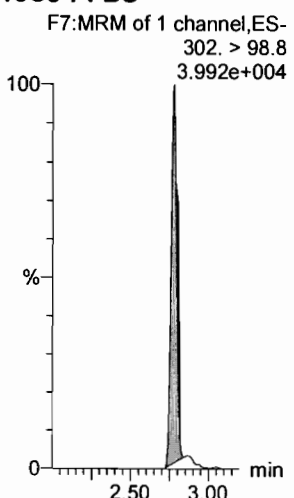
13C3-PFBA



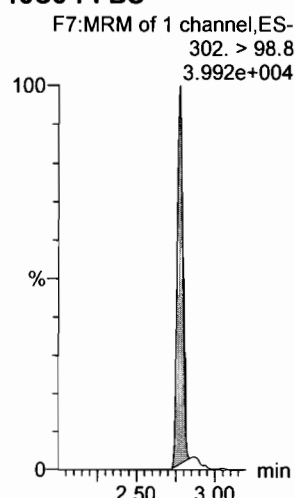
13C3-PFPeA



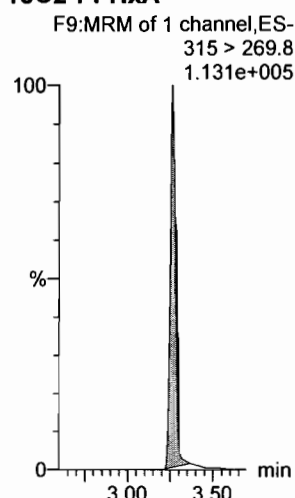
13C3-PFBS



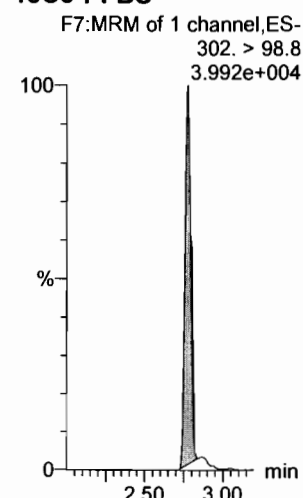
13C3-PFBS



13C2-PFHxA



13C3-PFBS



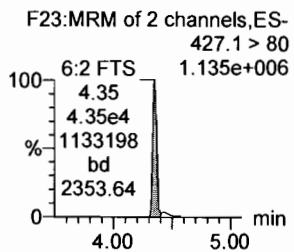
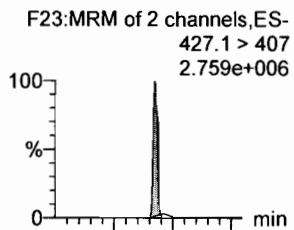
Dataset: F:\Projects\PFAS.PRO\Results\180227M1\180027M1-CRV.qld

Last Altered: Wednesday, February 28, 2018 11:15:07 Pacific Standard Time

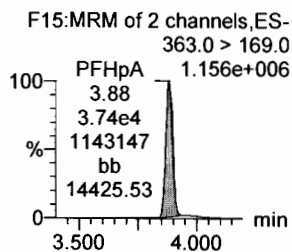
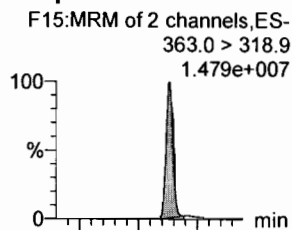
Printed: Wednesday, February 28, 2018 11:16:29 Pacific Standard Time

Name: 180227M1_11, Date: 27-Feb-2018, Time: 21:13:56, ID: ST180227M1-10 PFC CS7 18B2321, Description: PFC CS7 18B2321

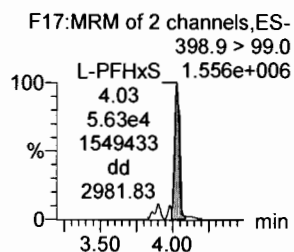
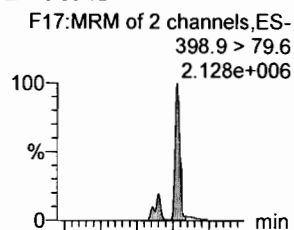
6:2 FTS



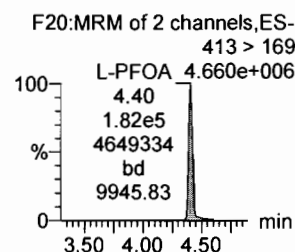
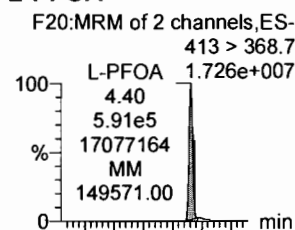
PFHpA



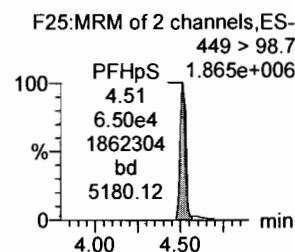
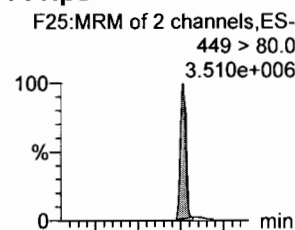
L-PFHxS



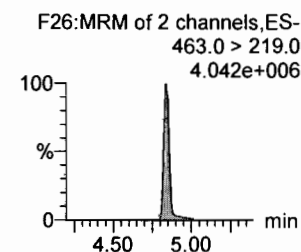
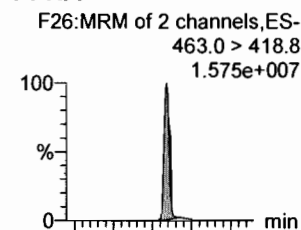
L-PFOA



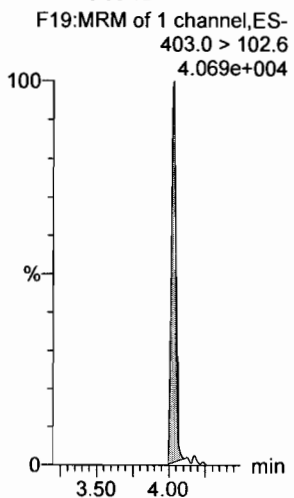
PFHpS



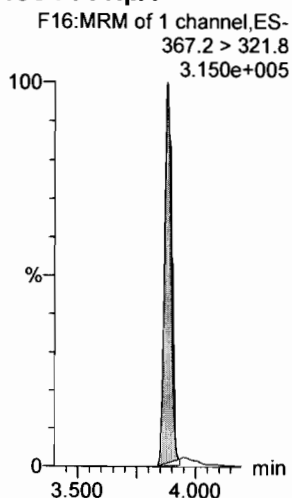
PFNA



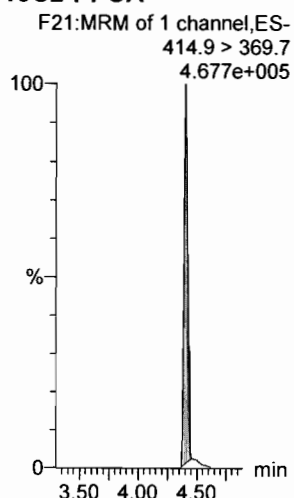
1802-PFHxS



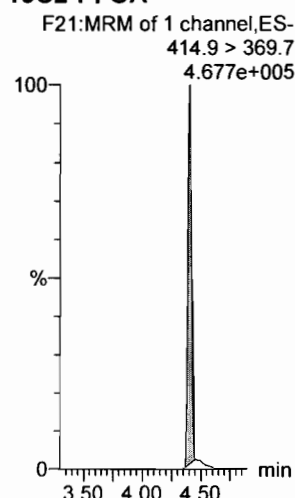
13C4-PFHpA



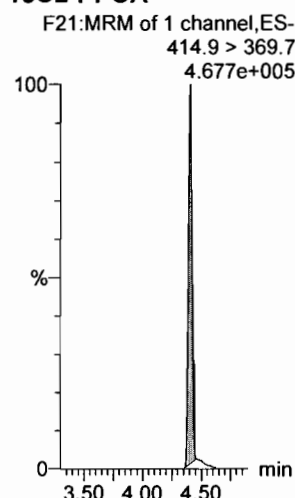
13C2-PFOA



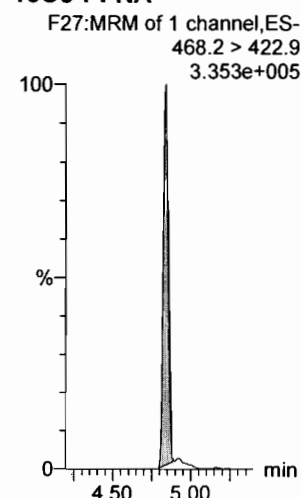
13C2-PFOA



13C2-PFOA



13C5-PFNA



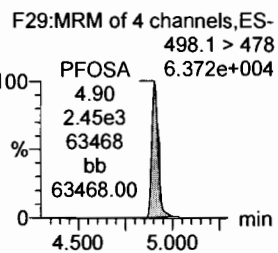
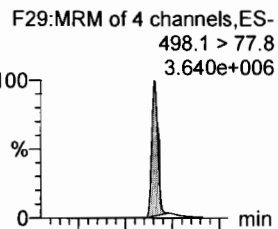
Dataset: F:\Projects\PFAS.PRO\Results\180227M1\180027M1-CRV.qld

Last Altered: Wednesday, February 28, 2018 11:15:07 Pacific Standard Time

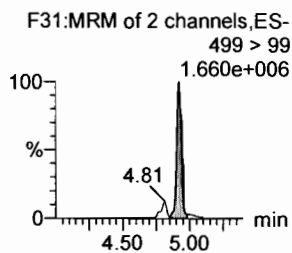
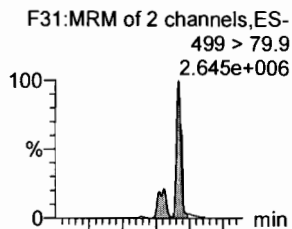
Printed: Wednesday, February 28, 2018 11:16:29 Pacific Standard Time

Name: 180227M1_11, Date: 27-Feb-2018, Time: 21:13:56, ID: ST180227M1-10 PFC CS7 18B2321, Description: PFC CS7 18B2321

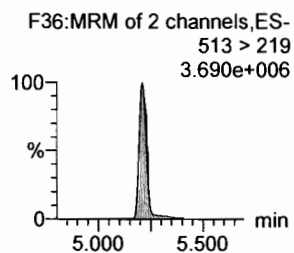
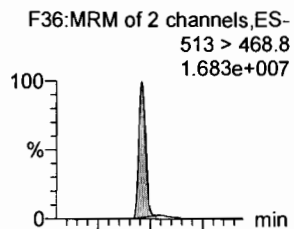
PFOSA



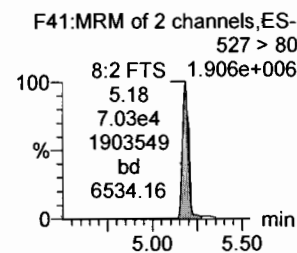
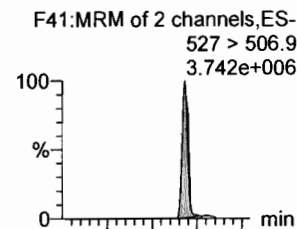
L-PFOS



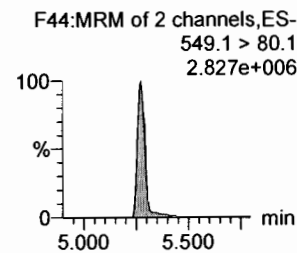
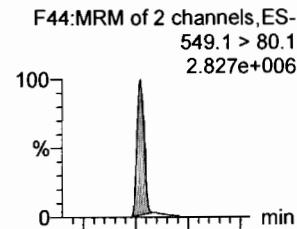
PFDA



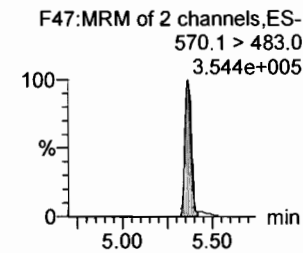
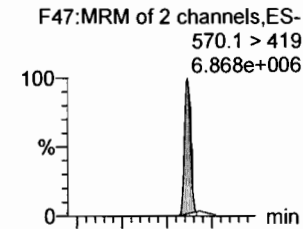
8:2 FTS



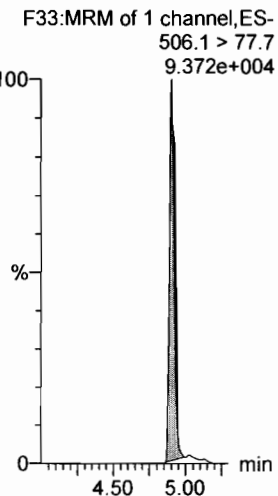
PFNS



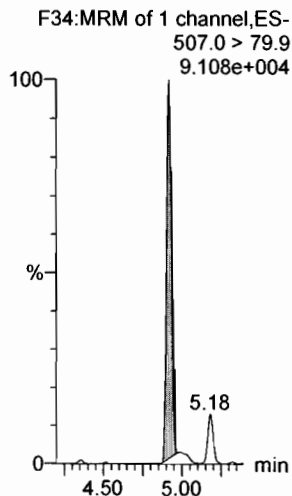
N-MeFOSAA



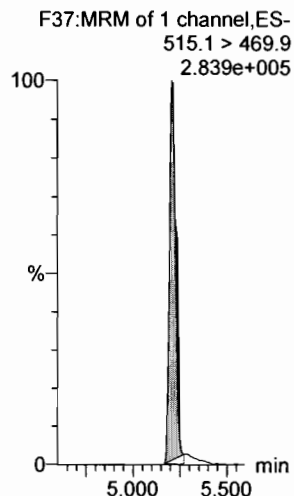
13C8-PFOSA



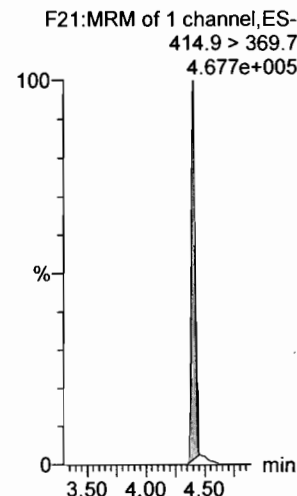
13C8-PFOS




13C2-PFDA



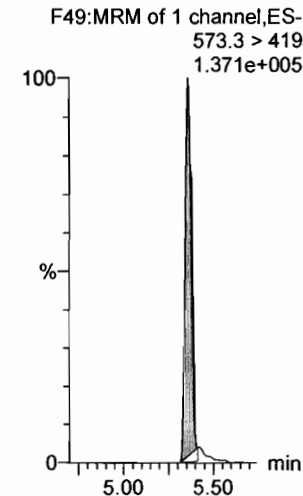
13C2-PFOA



13C2-PFOA



d3-N-MeFOSAA

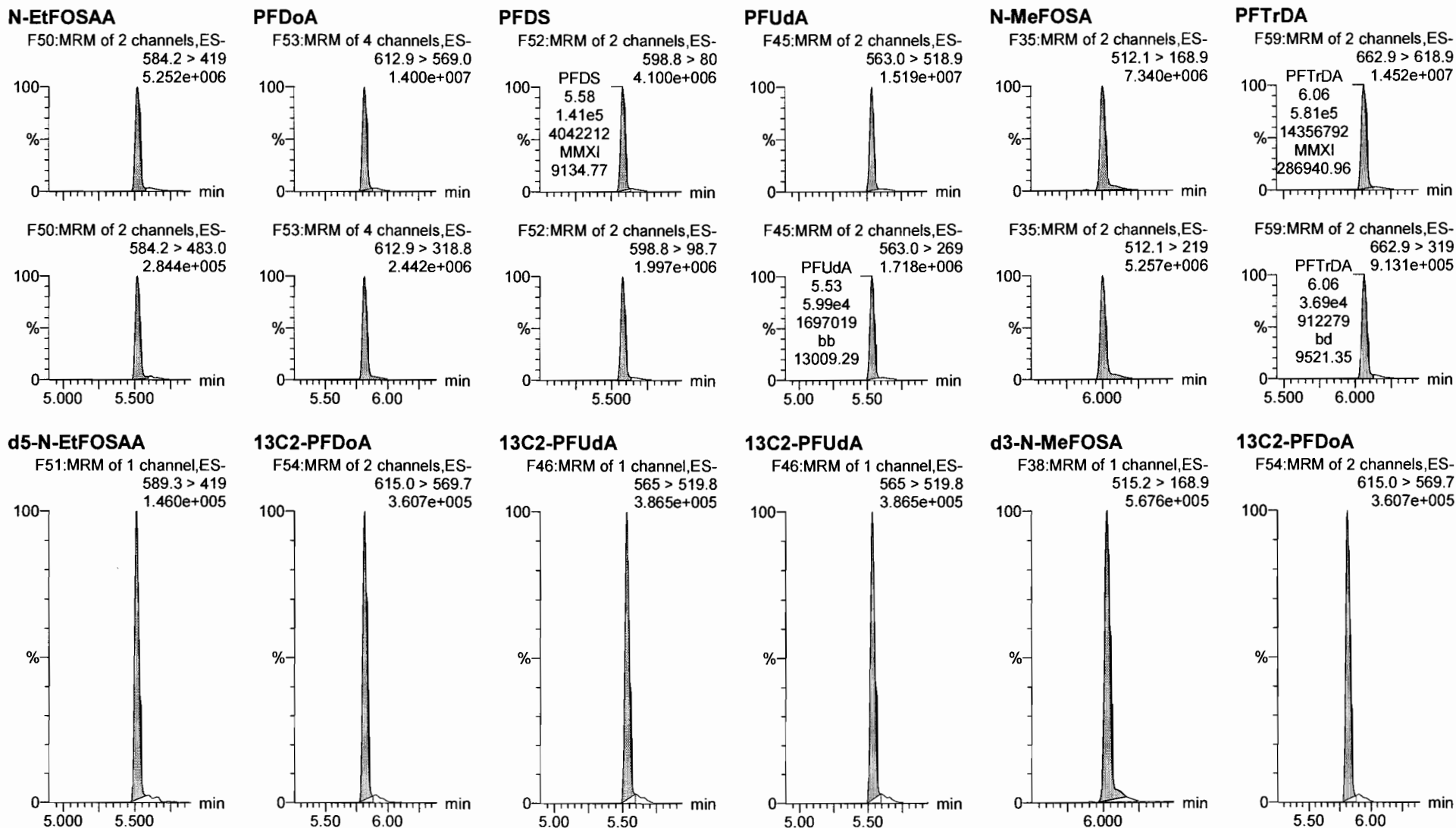


Dataset: F:\Projects\PFAS.PRO\Results\180227M1\180027M1-CRV.qld

Last Altered: Wednesday, February 28, 2018 11:15:07 Pacific Standard Time

Printed: Wednesday, February 28, 2018 11:16:29 Pacific Standard Time

Name: 180227M1_11, Date: 27-Feb-2018, Time: 21:13:56, ID: ST180227M1-10 PFC CS7 18B2321, Description: PFC CS7 18B2321



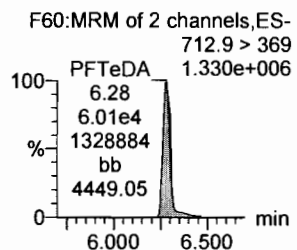
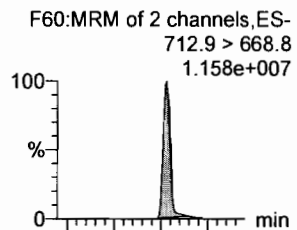
Dataset: F:\Projects\PFAS.PRO\Results\180227M1\180027M1-CRV.qld

Last Altered: Wednesday, February 28, 2018 11:15:07 Pacific Standard Time

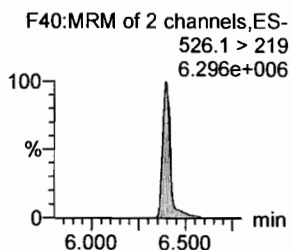
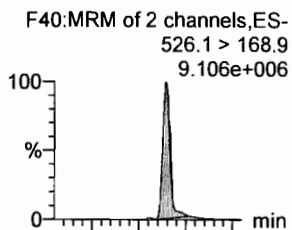
Printed: Wednesday, February 28, 2018 11:16:29 Pacific Standard Time

Name: 180227M1_11, Date: 27-Feb-2018, Time: 21:13:56, ID: ST180227M1-10 PFC CS7 18B2321, Description: PFC CS7 18B2321

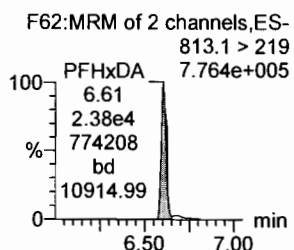
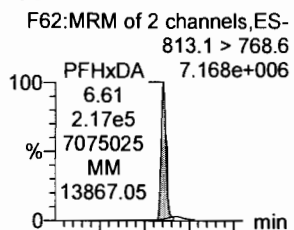
PFTeDA



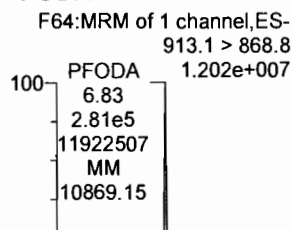
N-EtFOSA



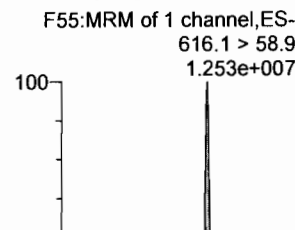
PFHxDA




PFODA



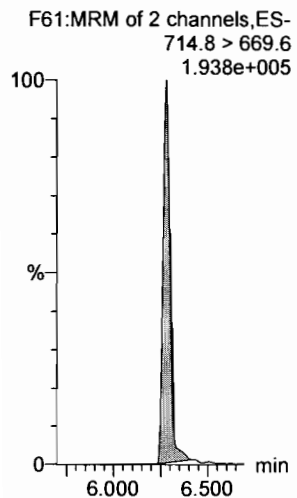
N-MeFOSE



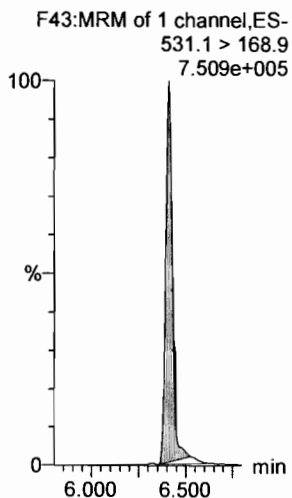
N-EtFOSE



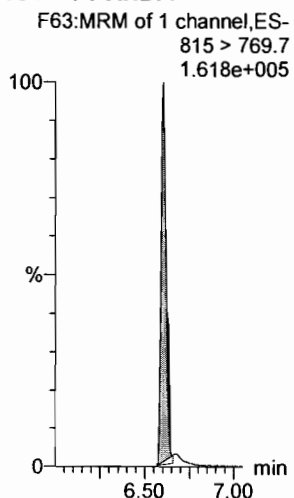
13C2-PFTeDA



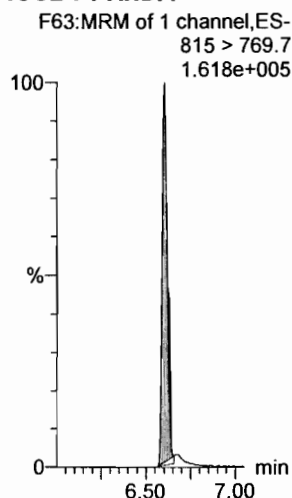
d5-N-ETFOSA



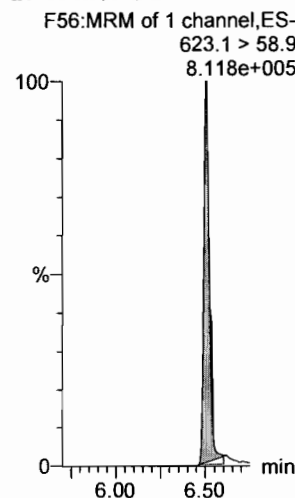
13C2-PFHxDA



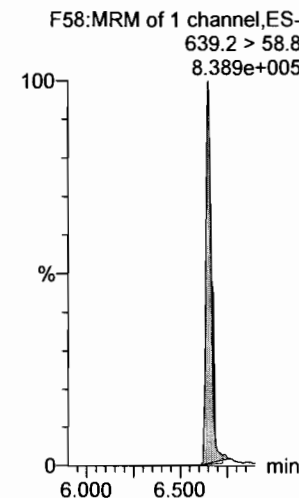
13C2-PFHxDA



d7-N-MeFOSE



d9-N-EtFOSE



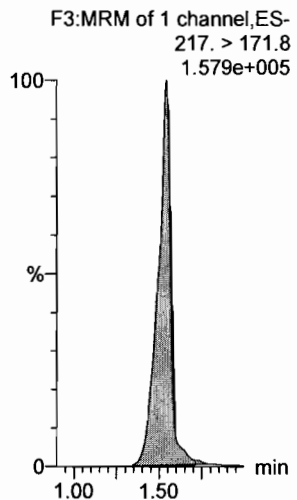
Dataset: F:\Projects\PFAS.PRO\Results\180227M1\180027M1-CRV.qld

Last Altered: Wednesday, February 28, 2018 11:15:07 Pacific Standard Time

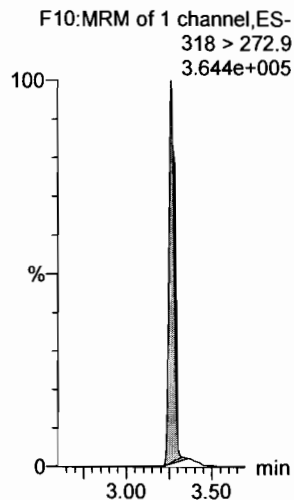
Printed: Wednesday, February 28, 2018 11:16:29 Pacific Standard Time

Name: 180227M1_11, Date: 27-Feb-2018, Time: 21:13:56, ID: ST180227M1-10 PFC CS7 18B2321, Description: PFC CS7 18B2321

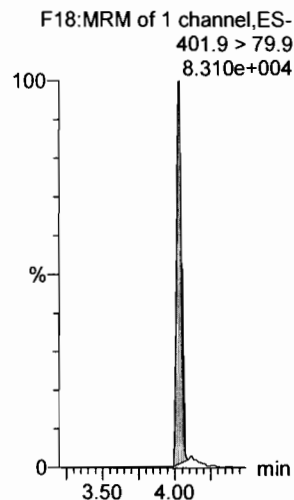
13C4-PFBA



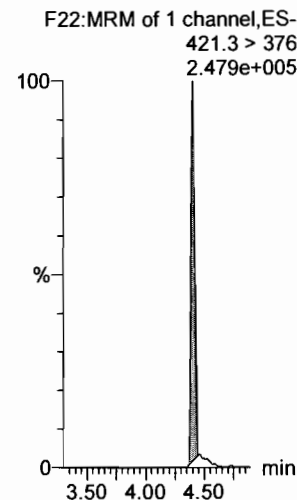
13C5-PFHxA



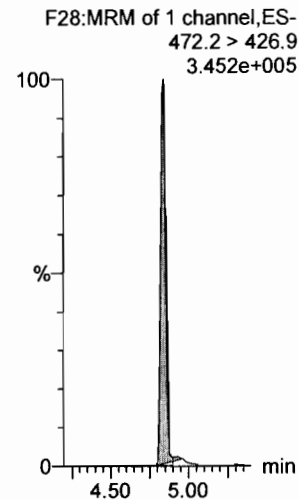
13C3-PFHxS



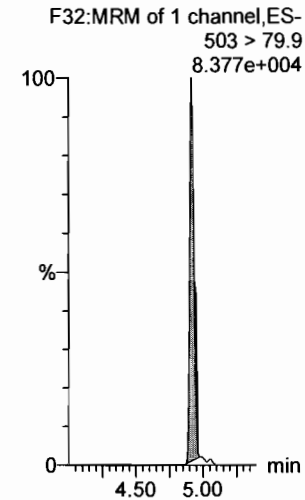
13C8-PFOA



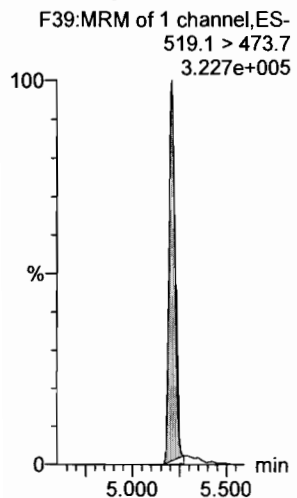
13C9-PFNA



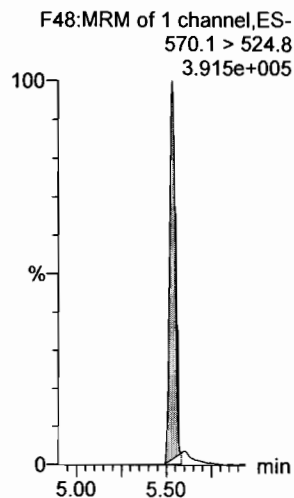
13C4-PFOS



13C6-PFDA



13C7-PFUdA



Dataset: F:\Projects\PFAS.PRO\Results\180227M1\180027M1-13.qld

Last Altered: Wednesday, February 28, 2018 11:58:52 Pacific Standard Time

Printed: Wednesday, February 28, 2018 12:00:31 Pacific Standard Time

Y.A.
02/28/2018

(A) Not in ICV.

Method: F:\Projects\PFAS.PRO\MethDB\PFAS_FULL_80C_022718.mdb 28 Feb 2018 09:22:07

Calibration: F:\Projects\PFAS.PRO\CurveDB\C18_VAL-PFAS_Q4_02-27-18-FULL.cdb 28 Feb 2018 11:20:16

Name: 180227M1_13, Date: 27-Feb-2018, Time: 21:36:56, ID: ICV180227M1-1 PFC ICV 18B2311, Description: PFC ICV 18B2311

#	Name	Trace	Area	IS Area	RRF	Pred.RT	RT	y Axis Resp.	Conc.	%Rec	Recovery Out
1	1 PFBA	213.0 > 168.8	1.06e4	1.30e4		1.46	1.54	10.2	8.89	88.9	NO
2	2 PFPeA	263.1 > 218.9	9.26e3	1.33e4		2.31	2.50	8.73	9.22	92.2	NO
3	3 PFBS	299.0 > 79.7	2.27e3	1.98e3		2.60	2.77	14.3	8.14	81.4	NO
4	4 4:2 FTS	327.2>307.2	1.96e3	1.98e3		3.00	3.17	12.4	9.34	93.4	NO
5	5 PFHxA	313.2 > 268.9	1.08e4	3.86e3		3.19	3.26	14.1	9.08	90.8	NO
6	6 PFPeS	349.1>80.1	2.57e3	1.98e3		3.39	3.46	16.3	9.23	92.3	NO
7	7 PFHpA	363.0 > 318.9	1.03e4	1.07e4		3.81	3.88	12.1	9.75	97.5	NO
8	8 L-PFHxS	398.9 > 79.6	1.85e3	1.50e3		4.17	4.03	15.4	8.58	85.8	NO
9	10 6:2 FTS	427.1 > 407	2.41e3	1.74e4		4.28	4.35	1.73	8.70	87.0	NO
10	11 L-PFOA	413 > 368.7	1.32e4	1.74e4		4.40	4.40	9.46	9.99	99.9	NO
11	13 PFHpS	449 > 80.0	2.22e3	1.74e4		4.44	4.51	1.59	7.78	77.8	NO
12	14 PFNA	463.0 > 418.8	1.30e4	1.45e4		4.76	4.84	11.2	9.04	90.4	NO
13	15 PFOSA	498.1 > 77.8	3.24e3	4.91e3		4.83	4.91	8.26	8.49	84.9	NO
14	16 L-PFOS	499 > 79.9	2.65e3	3.81e3		4.69	4.92	8.70	9.06	90.6	NO
15	18 PFDA	513 > 468.8	1.26e4	1.04e4		5.14	5.21	15.2	10.2	101.8	NO
16	19 8:2 FTS	527 > 506.9	3.79e3	1.74e4		5.12	5.18	2.72	12.0	119.8	NO
17	20 PFNS	549.1>80.1	2.38e3	3.81e3		5.08	5.27	7.81	9.33	93.3	NO
18	21 N-MeFOSAA	570.1 > 419	5.44e3	5.79e3		5.29	5.36	11.7	8.23	82.3	NO
19	22 N-EtFOSAA	584.2 > 419	4.74e3	7.05e3		5.45	5.52	8.40	8.09	80.9	NO
20	23 PFUdA	563.0 > 518.9	1.21e4	1.58e4		5.46	5.53	9.54	10.8	108.3	NO
21	24 PFDS	598.8 > 80	2.93e3	1.58e4		5.51	5.58	2.31	8.54	85.4	NO
22	25 PFDaA	612.9 > 569.0	1.27e4	1.43e4		5.74	5.82	11.1	10.4	104.3	NO
23	26 N-MeFOSA	512.1 > 168.9		2.45e4		5.84					NO
24	27 PFTrDA	662.9 > 618.9	1.43e4	1.43e4		5.98	6.06	12.5	9.42	94.2	NO
25	28 PFTeDA	712.9 > 668.8	1.09e4	6.23e3		6.20	6.28	21.8	10.7	106.8	NO
26	29 N-EtFOSA	526.1 > 168.9		3.79e4		6.22					NO
27	30 PFHxDA	813.1 > 768.6		4.37e3		6.51					NO
28	31 PFODA	913.1 > 868.8		4.37e3		6.74					NO
29	32 N-MeFOSE	616.1 > 58.9		2.72e4		6.31					NO
30	33 N-EtFOSE	630.1 > 58.9	6.21e1	2.63e4		6.45	6.66	0.355			NO
31	34 13C3-PFBA	216.1 > 171.8	1.30e4	1.44e4	0.940	1.46	1.54	11.3	12.0	95.9	NO
32	35 13C3-PFPeA	266. > 221.8	1.33e4	1.28e4	0.948	2.42	2.50	12.9	13.6	108.9	NO

(A)

(B)

am
2/28/18

Dataset: F:\Projects\PFAS.PRO\Results\180227M1\180027M1-13.qld

Last Altered: Wednesday, February 28, 2018 11:58:52 Pacific Standard Time

Printed: Wednesday, February 28, 2018 12:00:31 Pacific Standard Time

Name: 180227M1_13, Date: 27-Feb-2018, Time: 21:36:56, ID: ICV180227M1-1 PFC ICV 18B2311, Description: PFC ICV 18B2311

	# Name	Trace	Area	IS Area	RRF	Pred.RT	RT	y Axis Resp.	Conc.	%Rec	Recovery	Out
33	36 13C3-PFBS	302. > 98.8	1.98e3	1.28e4	0.131	2.69	2.77	1.92	14.6	117.1	NO	
34	37 13C2-PFHxA	315 > 269.8	3.86e3	1.28e4	0.740	3.19	3.26	3.75	5.07	101.4	NO	
35	38 13C4-PFHpA	367.2 > 321.8	1.07e4	1.28e4	0.776	3.81	3.88	10.4	13.4	106.9	NO	
36	39 18O2-PFHxS	403.0 > 102.6	1.50e3	3.58e3	0.412	3.96	4.03	5.23	12.7	101.5	NO	
37	40 13C2-PFOA	414.9 > 369.7	1.74e4	1.09e4	1.891	4.33	4.40	19.9	10.5	84.1	NO	
38	41 13C5-PFNA	468.2 > 422.9	1.45e4	1.29e4	0.959	4.76	4.84	14.1	14.6	117.2	NO	
39	42 13C8-PFOA	506.1 > 77.7	4.91e3	1.45e4	0.308	4.83	4.90	4.22	13.7	109.6	NO	
40	43 13C8-PFOS	507.0 > 79.9	3.81e3	3.58e3	1.096	4.84	4.92	13.3	12.2	97.3	NO	
41	44 13C2-PFDA	515.1 > 469.9	1.04e4	1.32e4	0.926	5.14	5.21	9.79	10.6	84.6	NO	
42	45 d3-N-MeFOSAA	573.3 > 419	5.79e3	1.45e4	0.359	5.29	5.36	4.98	13.9	111.2	NO	
43	46 d5-N-EiFOSAA	589.3 > 419	7.05e3	1.45e4	0.435	5.45	5.52	6.06	13.9	111.5	NO	
44	47 13C2-PFUdA	565 > 519.8	1.58e4	1.45e4	1.138	5.46	5.53	13.6	12.0	95.8	NO	
45	48 13C2-PFDoA	615.0 > 569.7	1.43e4	1.45e4	1.059	5.74	5.82	12.3	11.6	92.9	NO	
46	49 d3-N-MeFOA	515.2 > 168.9	2.45e4	1.45e4	0.151	5.84	6.03	21.1	140	93.1	NO	
47	50 13C2-PFTeDA	714.8 > 669.6	6.23e3	1.45e4	0.484	6.20	6.28	5.36	11.1	88.6	NO	
48	51 d5-N-ETFOA	531.1 > 168.9	3.79e4	1.45e4	0.215	6.22	6.41	32.6	152	101.1	NO	
49	52 13C2-PFHxDA	815 > 769.7	4.37e3	1.45e4	0.741	6.51	6.61	3.76	5.07	101.5	NO	
50	53 d7-N-MeFOSE	623.1 > 58.9	2.72e4	1.45e4	0.186	6.31	6.51	23.4	126	83.9	NO	
51	54 d9-N-EiFOSE	639.2 > 58.8	2.63e4	1.45e4	0.159	6.45	6.65	22.6	142	94.6	NO	
52	55 13C4-PFBA	217. > 171.8	1.44e4	1.44e4	1.000	1.46	1.54	12.5	12.5	100.0	NO	
53	56 13C5-PFHxA	318 > 272.9	1.28e4	1.28e4	1.000	3.19	3.26	12.5	12.5	100.0	NO	
54	57 13C3-PFHxS	401.9 > 79.9	3.58e3	3.58e3	1.000	3.96	4.03	12.5	12.5	100.0	NO	
55	58 13C8-PFOA	421.3 > 376	1.09e4	1.09e4	1.000	4.33	4.40	12.5	12.5	100.0	NO	
56	59 13C9-PFNA	472.2 > 426.9	1.29e4	1.29e4	1.000	4.70	4.84	12.5	12.5	100.0	NO	
57	60 13C4-PFOS	503 > 79.9	3.58e3	3.58e3	1.000	4.84	4.92	12.5	12.5	100.0	NO	
58	61 13C6-PFDA	519.1 > 473.7	1.32e4	1.32e4	1.000	5.14	5.21	12.5	12.5	100.0	NO	
59	62 13C7-PFUdA	570.1 > 524.8	1.45e4	1.45e4	1.000	5.46	5.53	12.5	12.5	100.0	NO	

Dataset: F:\Projects\PFAS.PRO\Results\180227M1\180027M1-13.qld

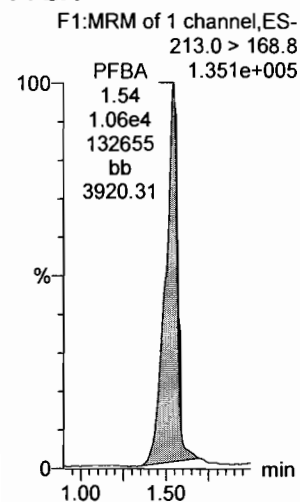
Last Altered: Wednesday, February 28, 2018 11:58:52 Pacific Standard Time
Printed: Wednesday, February 28, 2018 11:59:04 Pacific Standard Time

Method: F:\Projects\PFAS.PRO\MethDB\PFAS_FULL_80C_022718.mdb 28 Feb 2018 09:22:07


Calibration: F:\Projects\PFAS.PRO\CurveDB\C18_VAL-PFAS_Q4_02-27-18-FULL.cdb 28 Feb 2018 11:20:16

Name: 180227M1_13, Date: 27-Feb-2018, Time: 21:36:56, ID: ICV180227M1-1 PFC ICV 18B2311, Description: PFC ICV 18B2311

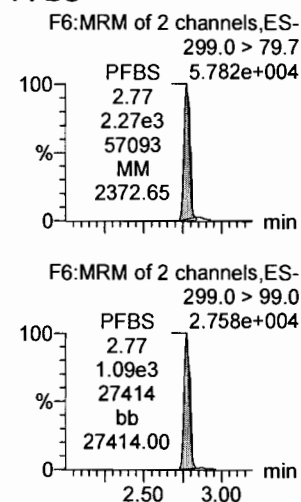
PFBA



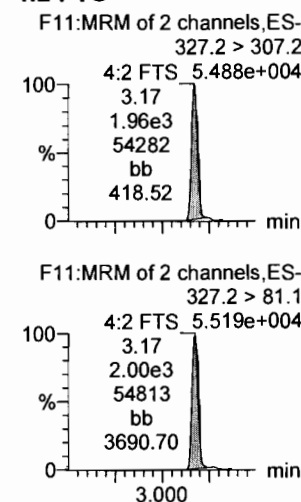
PFPeA




PFBS



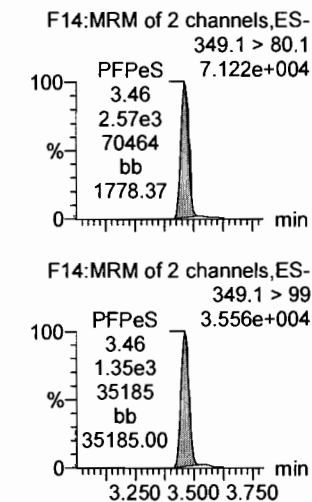
4:2 FTS



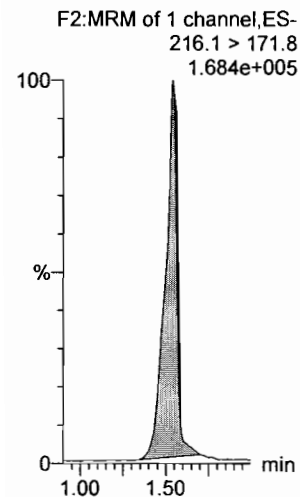
PFHxA



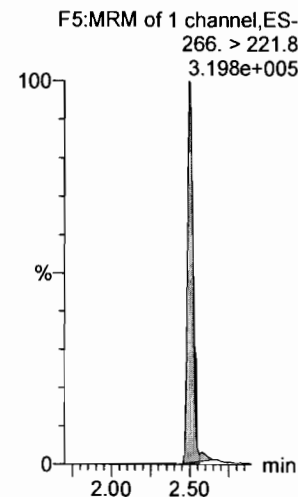
PFPeS



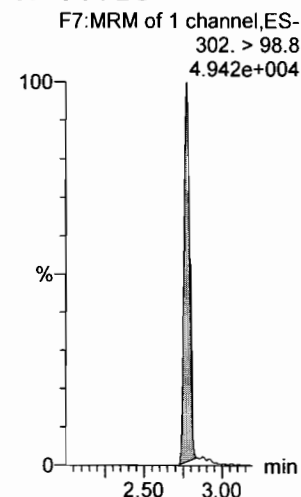
13C3-PFBA



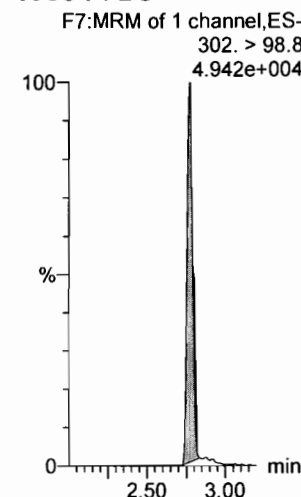
13C3-PFPeA



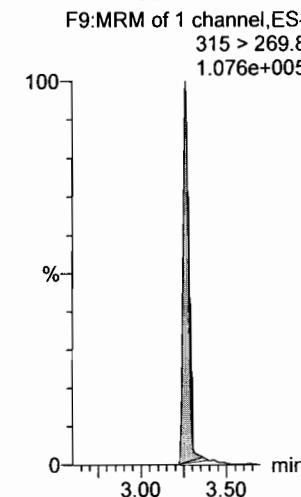
13C3-PFBS



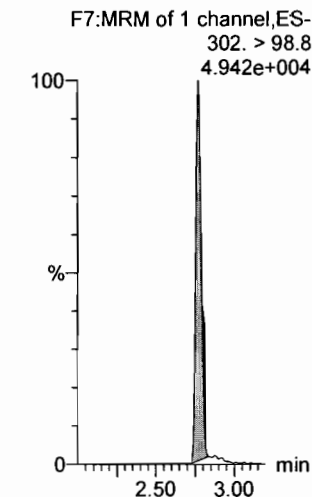
13C3-PFBS



13C2-PFHxA



13C3-PFBS



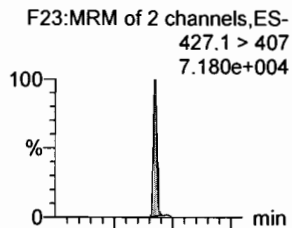
Dataset: F:\Projects\PFAS.PRO\Results\180227M1\180027M1-13.qld

Last Altered: Wednesday, February 28, 2018 11:58:52 Pacific Standard Time

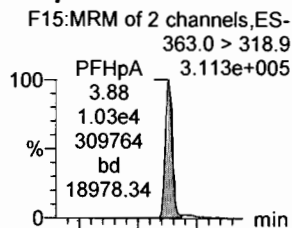
Printed: Wednesday, February 28, 2018 11:59:04 Pacific Standard Time

Name: 180227M1_13, Date: 27-Feb-2018, Time: 21:36:56, ID: ICV180227M1-1 PFC ICV 18B2311, Description: PFC ICV 18B2311

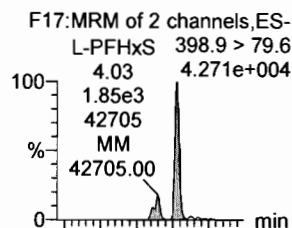
6:2 FTS



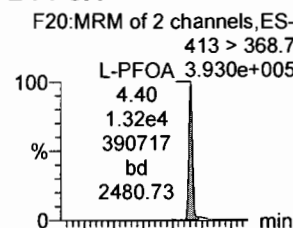
PFHpA



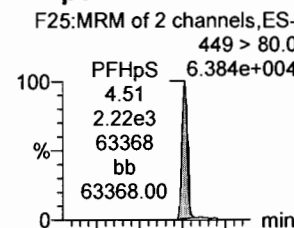
L-PFHxS



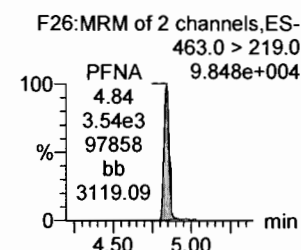
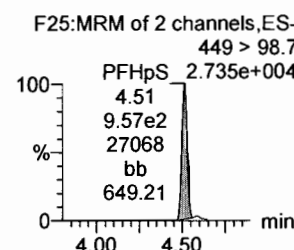
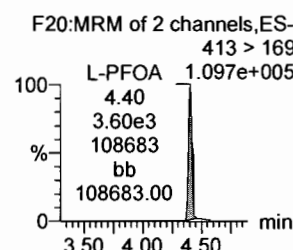
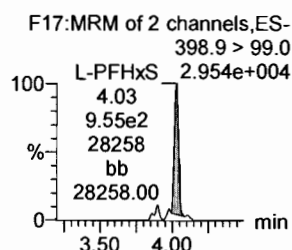
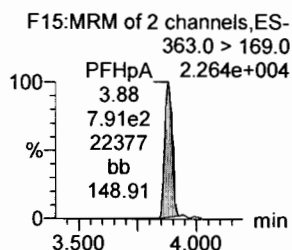
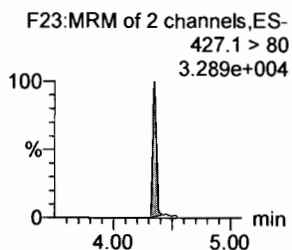
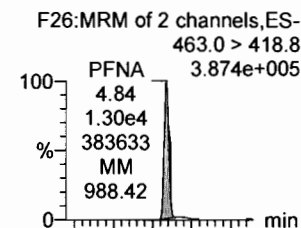
L-PFOA



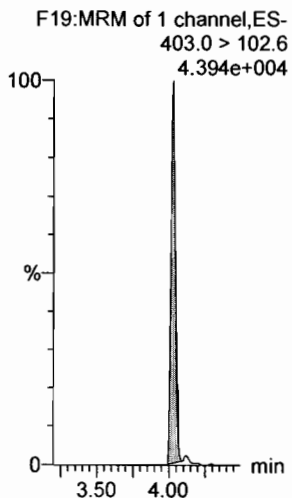
PFHpS



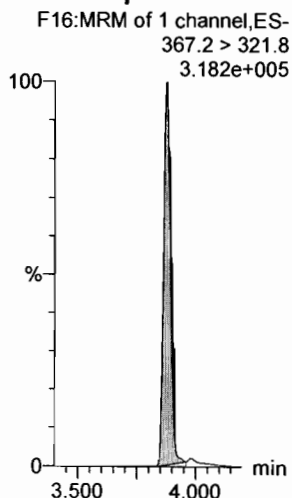
PFNA



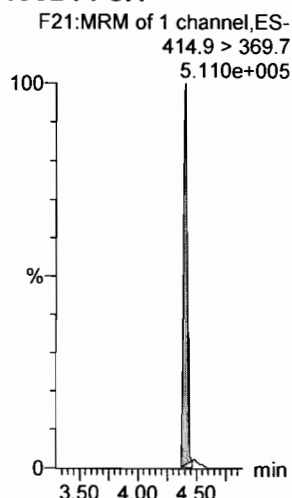
18O2-PFHxS



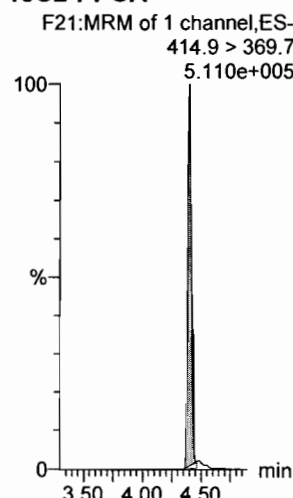
13C4-PFHpA



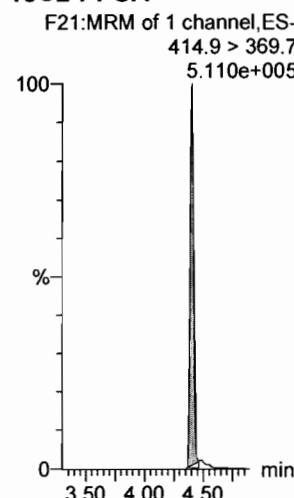
13C2-PFOA



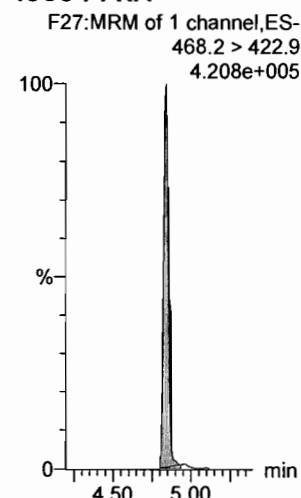
13C2-PFOA



13C2-PFOA



13C5-PFNA



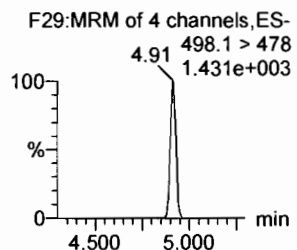
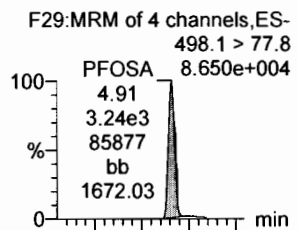
Dataset: F:\Projects\PFAS.PRO\Results\180227M1\180027M1-13.qld

Last Altered: Wednesday, February 28, 2018 11:58:52 Pacific Standard Time

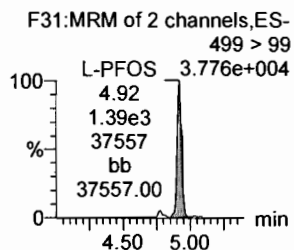
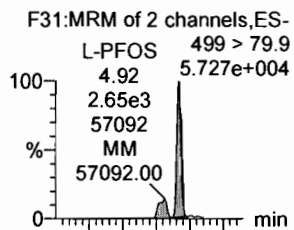
Printed: Wednesday, February 28, 2018 11:59:04 Pacific Standard Time

Name: 180227M1_13, Date: 27-Feb-2018, Time: 21:36:56, ID: ICV180227M1-1 PFC ICV 18B2311, Description: PFC ICV 18B2311

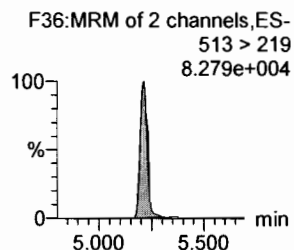
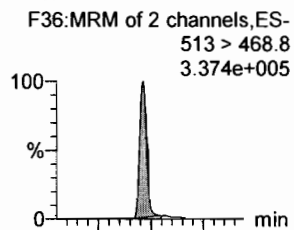
PFOSA



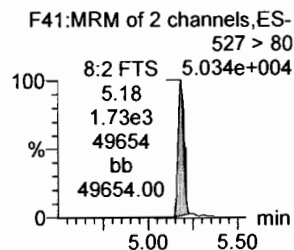
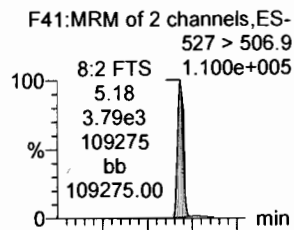
L-PFOS



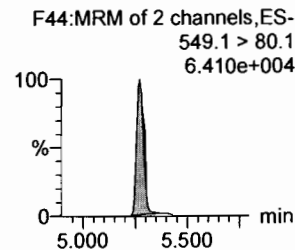
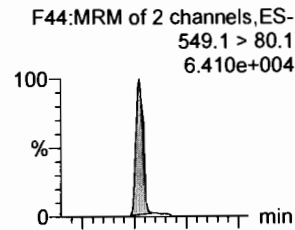
PFDA



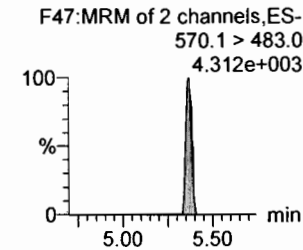
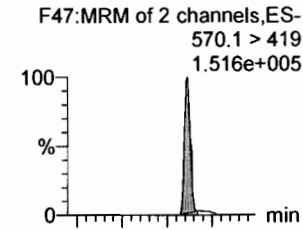
8:2 FTS



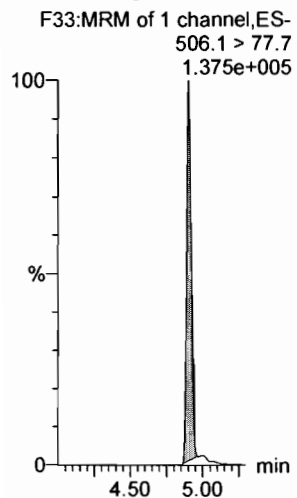
PFNS



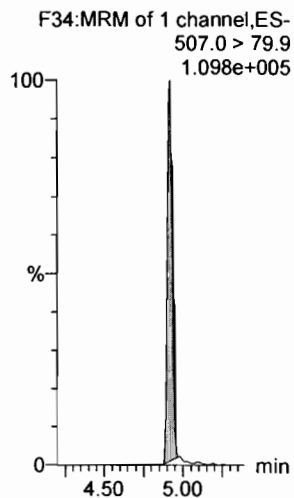
N-MeFOSAA



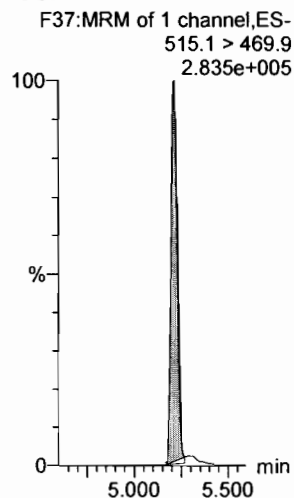
13C8-PFOSA



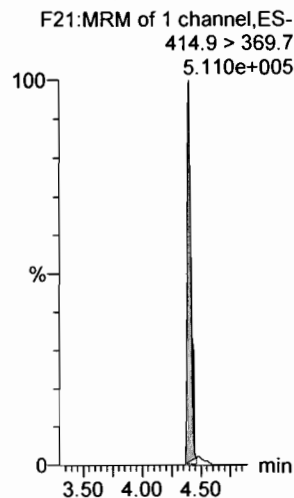
13C8-PFOS



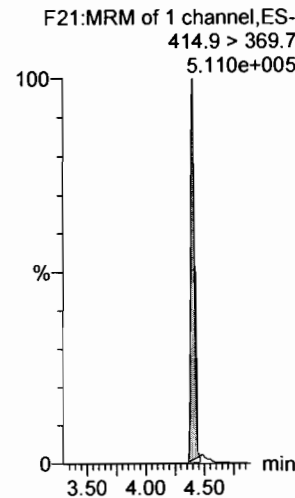
13C2-PFDA



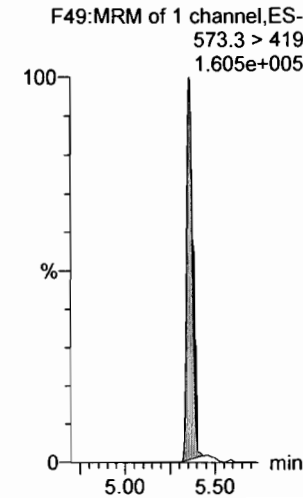
13C2-PFOA



13C2-PFOA



d3-N-MeFOSAA

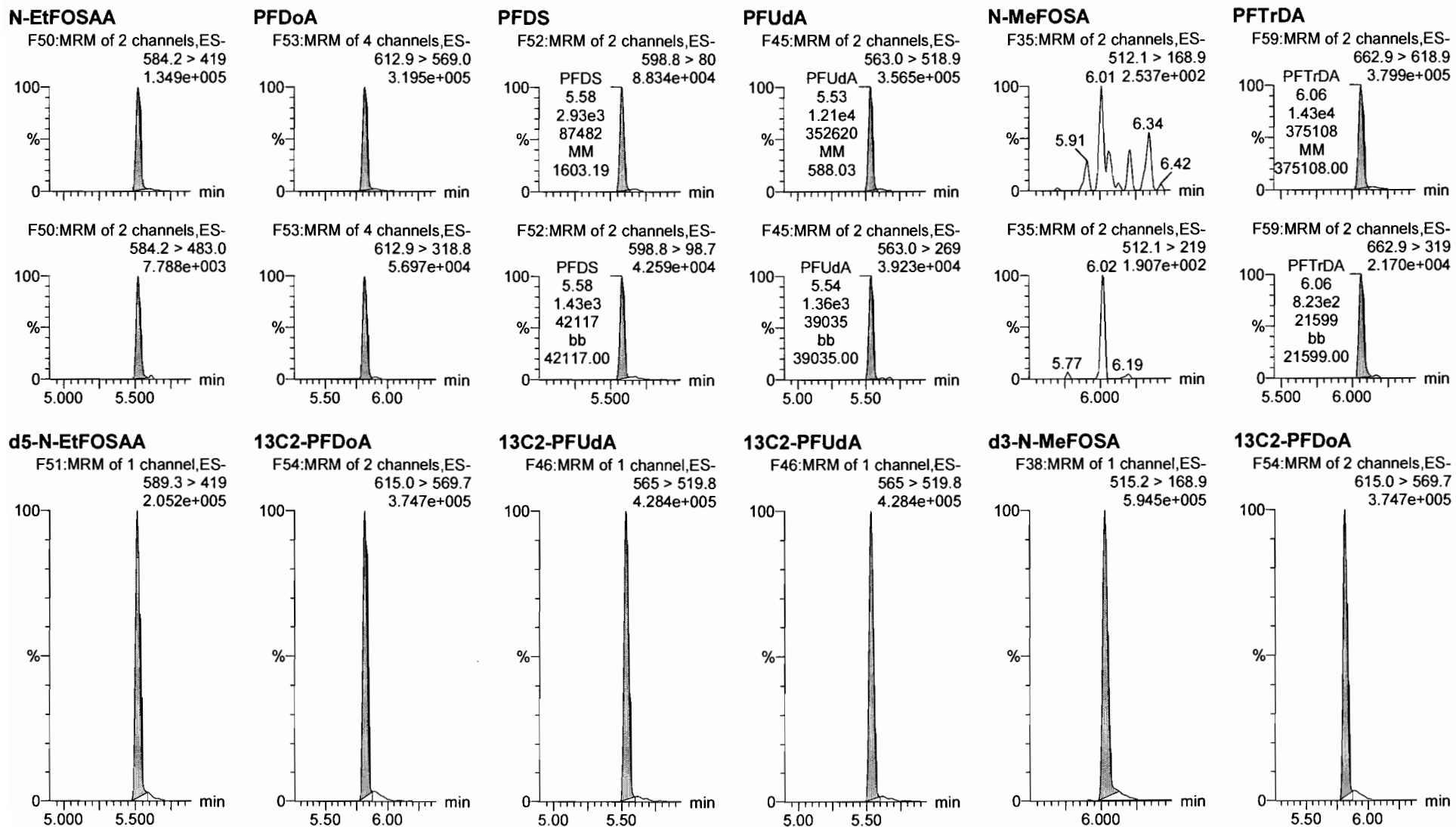


Dataset: F:\Projects\PFAS.PRO\Results\180227M1\180027M1-13.qld

Last Altered: Wednesday, February 28, 2018 11:58:52 Pacific Standard Time

Printed: Wednesday, February 28, 2018 11:59:04 Pacific Standard Time

Name: 180227M1_13, Date: 27-Feb-2018, Time: 21:36:56, ID: ICV180227M1-1 PFC ICV 18B2311, Description: PFC ICV 18B2311

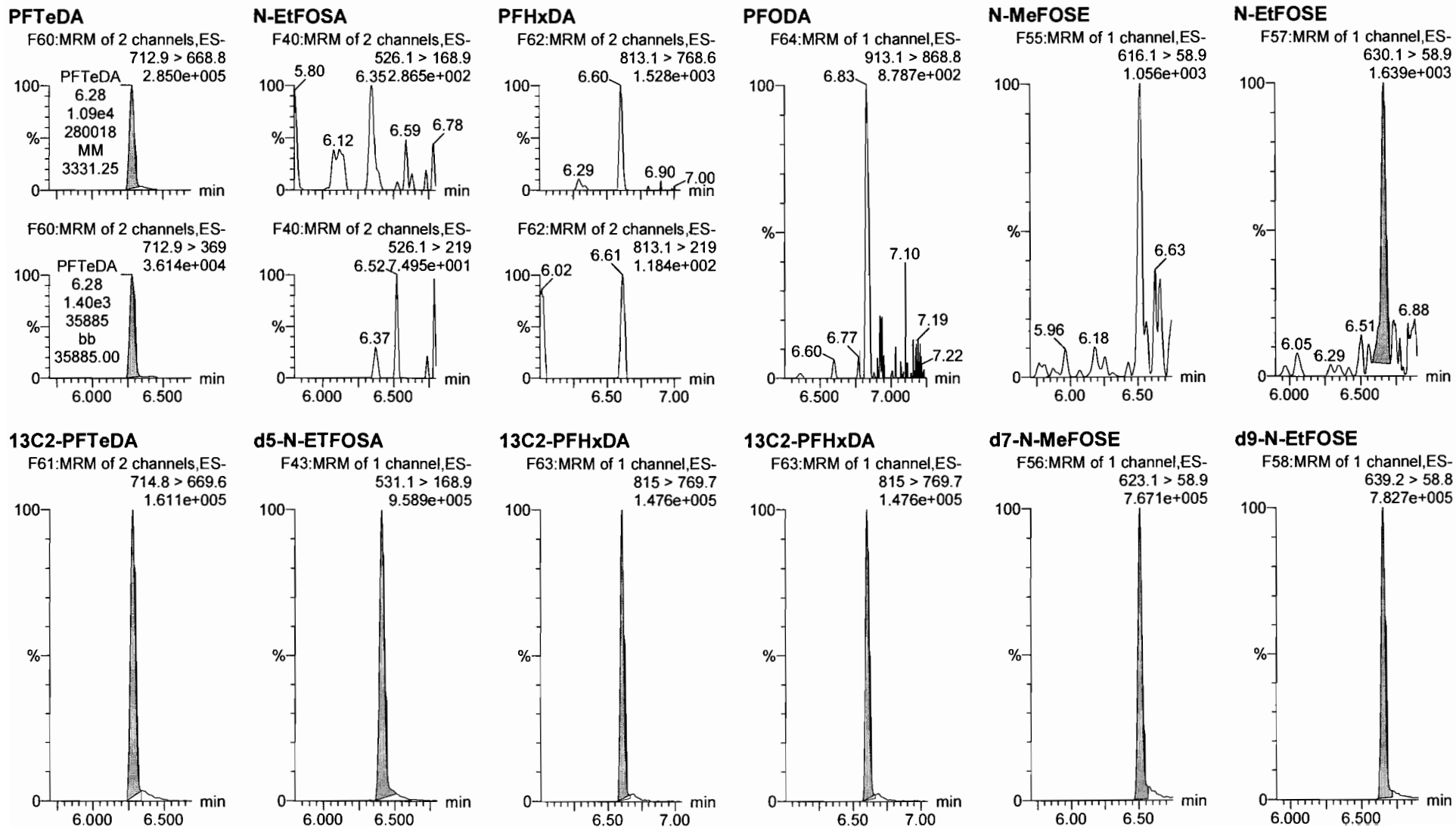


Dataset: F:\Projects\PFAS.PRO\Results\180227M1\180027M1-13.qld

Last Altered: Wednesday, February 28, 2018 11:58:52 Pacific Standard Time

Printed: Wednesday, February 28, 2018 11:59:04 Pacific Standard Time

Name: 180227M1_13, Date: 27-Feb-2018, Time: 21:36:56, ID: ICV180227M1-1 PFC ICV 18B2311, Description: PFC ICV 18B2311

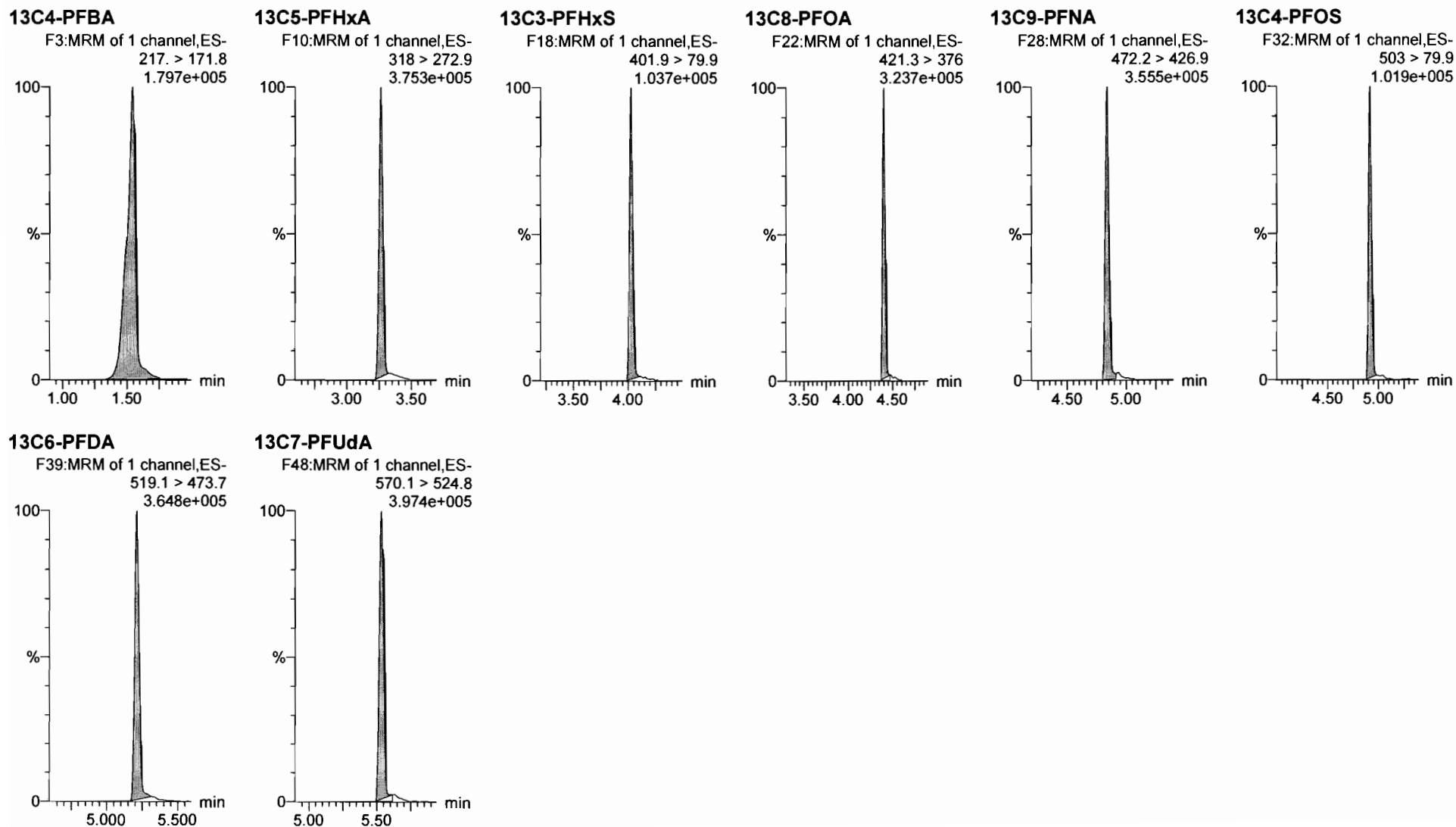


Dataset: F:\Projects\PFAS.PRO\Results\180227M1\180027M1-13.qld

Last Altered: Wednesday, February 28, 2018 11:58:52 Pacific Standard Time

Printed: Wednesday, February 28, 2018 11:59:04 Pacific Standard Time

Name: 180227M1_13, Date: 27-Feb-2018, Time: 21:36:56, ID: ICV180227M1-1 PFC ICV 18B2311, Description: PFC ICV 18B2311



Dataset: Untitled

Last Altered: Wednesday, February 28, 2018 11:59:38 Pacific Standard Time

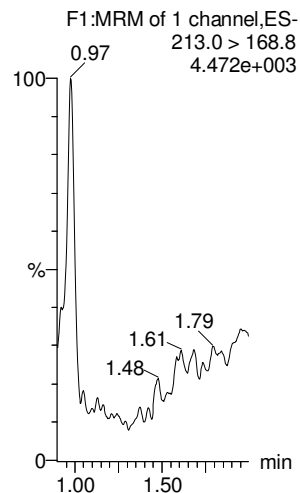
Printed: Wednesday, February 28, 2018 11:59:42 Pacific Standard Time

Method: F:\Projects\PFAS.PRO\MethDB\PFAS_FULL_80C_022718.mdb 28 Feb 2018 09:22:07

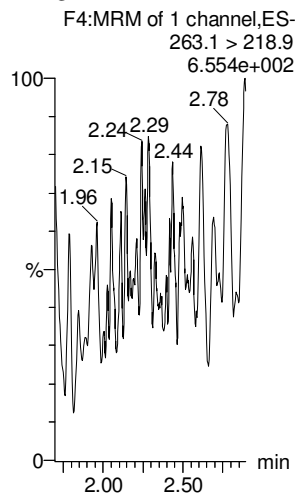
Calibration: F:\Projects\PFAS.PRO\CurveDB\C18_VAL-PFAS_Q4_02-27-18-FULL.cdb 28 Feb 2018 11:20:16

Name: 180227M1_12, Date: 27-Feb-2018, Time: 21:25:26, ID: IPA, Description: IPA

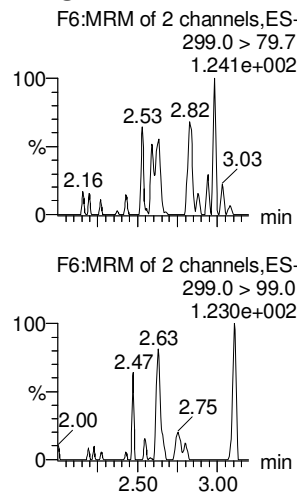
PFBA



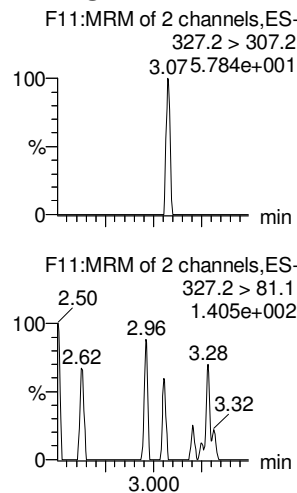
PFPeA



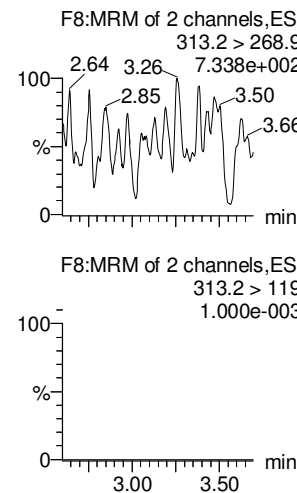
PFBS



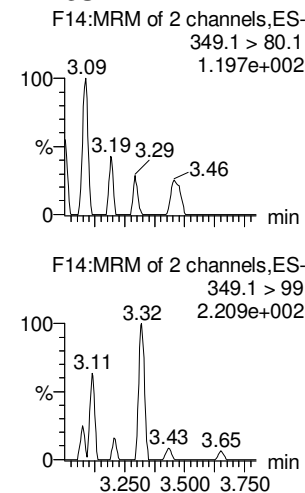
4:2 FTS



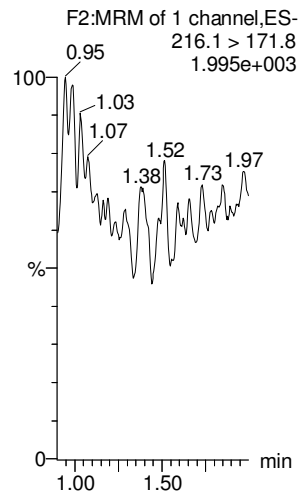
PFHxA



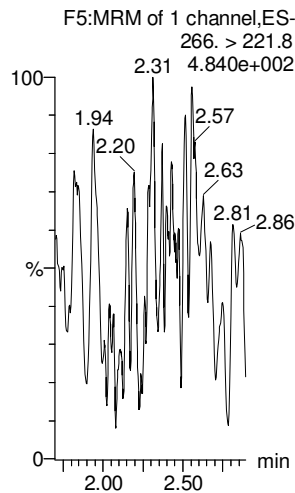
PFPeS



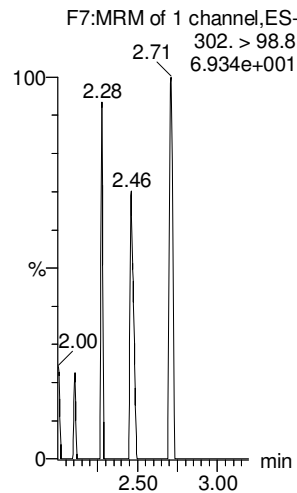
13C3-PFBA



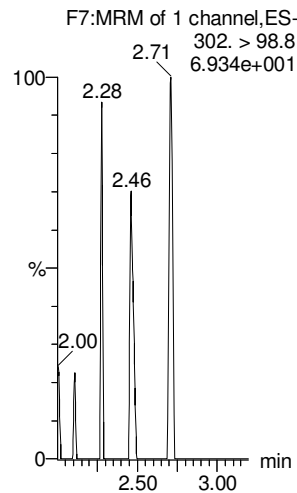
13C3-PFPeA




13C3-PFBS



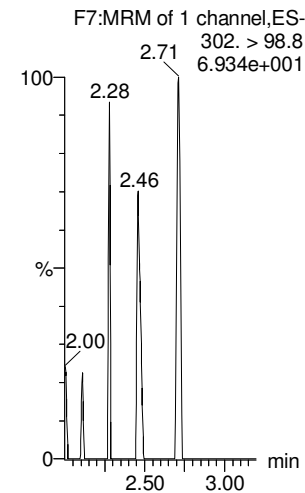
13C3-PFBS



13C2-PFHxA



13C3-PFBS



Dataset: Untitled

Last Altered: Wednesday, February 28, 2018 11:59:38 Pacific Standard Time

Printed: Wednesday, February 28, 2018 11:59:42 Pacific Standard Time

Name: 180227M1_12, Date: 27-Feb-2018, Time: 21:25:26, ID: IPA, Description: IPA

6:2 FTS

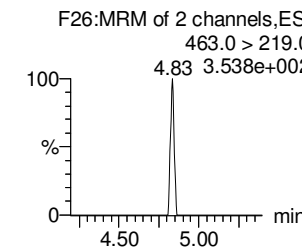
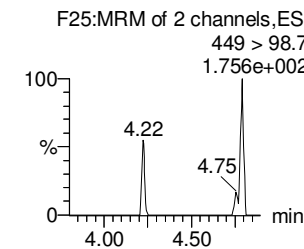
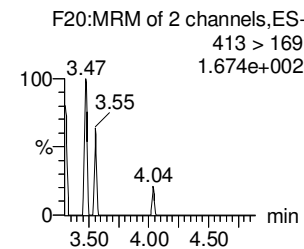
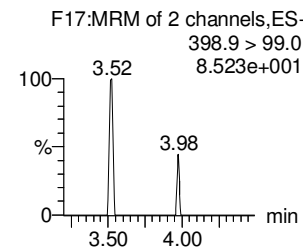
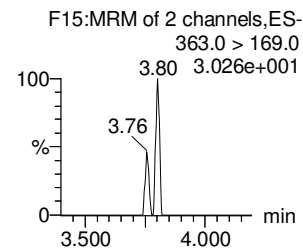
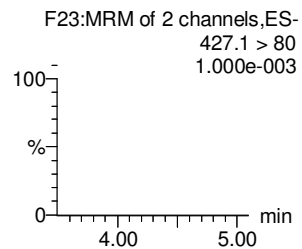
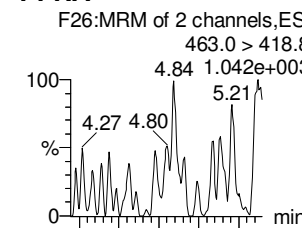
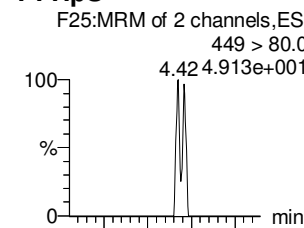
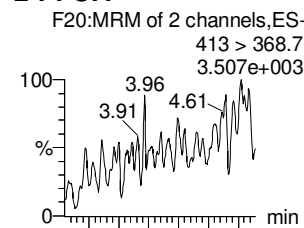
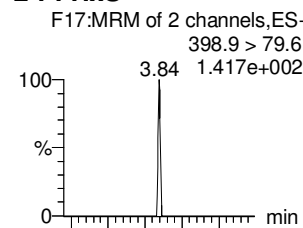
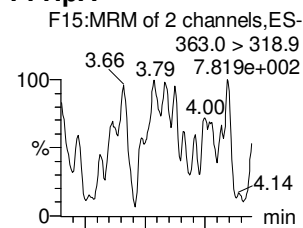
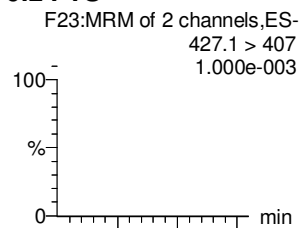
PFHpA

L-PFHxS

L-PFOA

PFHpS

PFNA



18O2-PFHxS

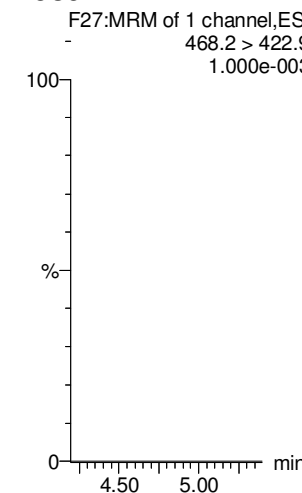
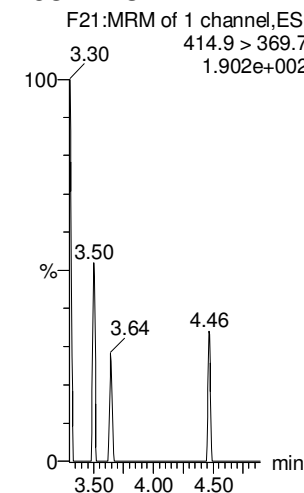
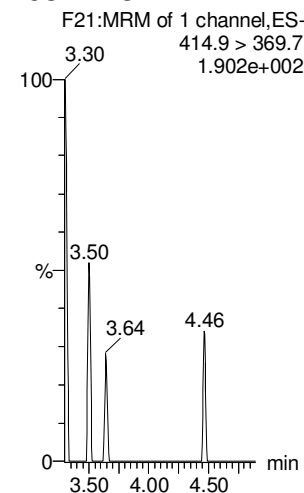
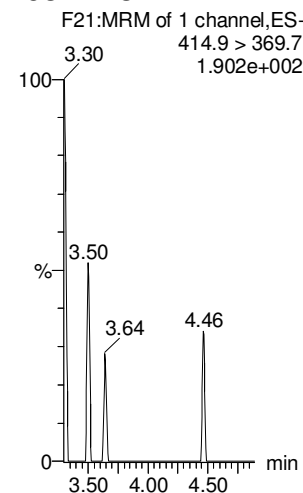
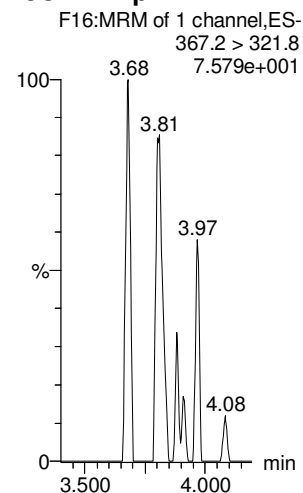
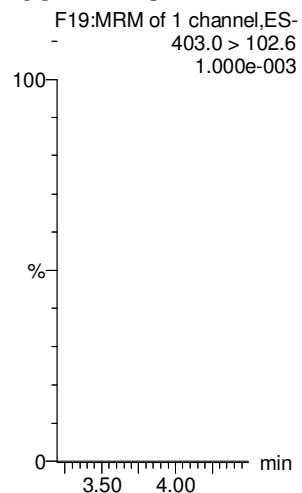
13C4-PFHpA

13C2-PFOA

13C2-PFOA

13C2-PFOA

13C5-PFNA



Dataset: Untitled

Last Altered: Wednesday, February 28, 2018 11:59:38 Pacific Standard Time

Printed: Wednesday, February 28, 2018 11:59:42 Pacific Standard Time

Name: 180227M1_12, Date: 27-Feb-2018, Time: 21:25:26, ID: IPA, Description: IPA

PFOSA

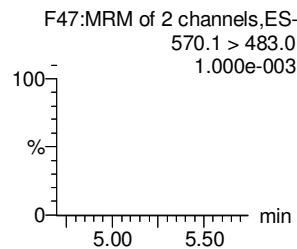
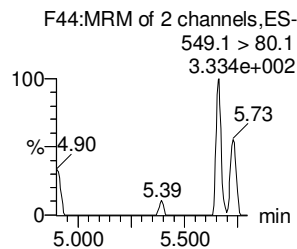
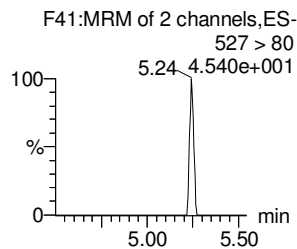
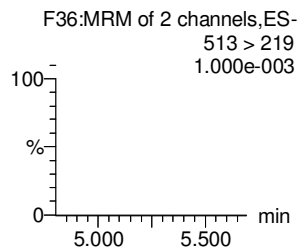
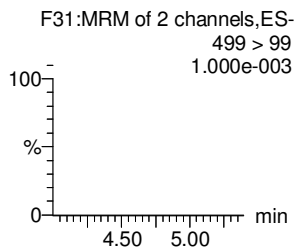
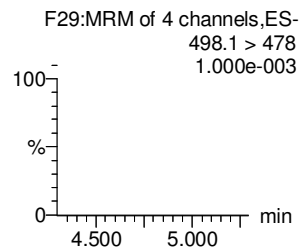
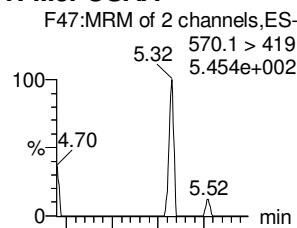
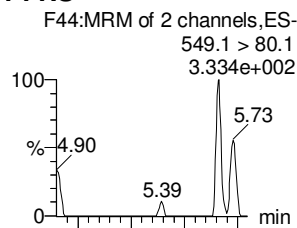
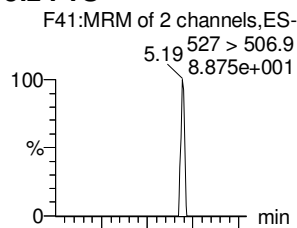
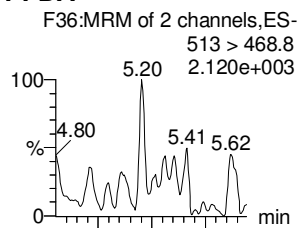
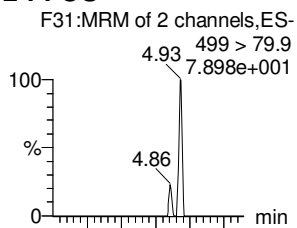
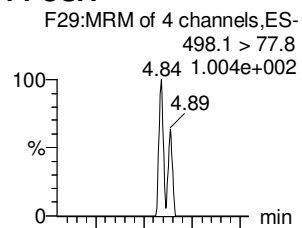
L-PFOS

PFDA

8:2 FTS

PFNS

N-MeFOSAA



13C8-PFOSA

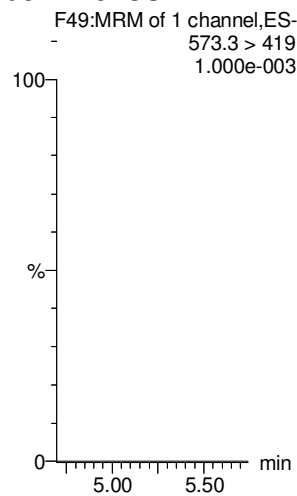
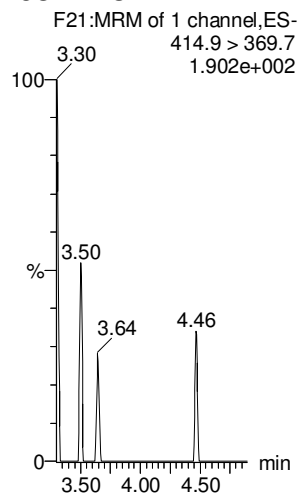
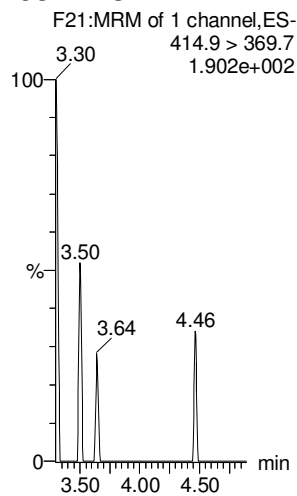
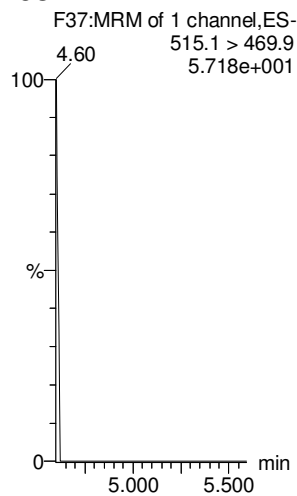
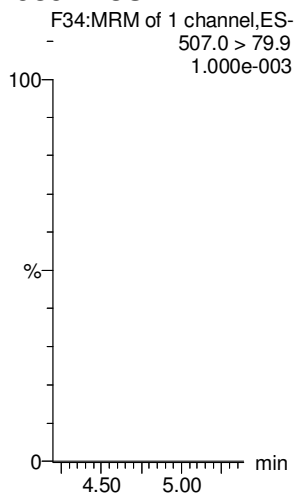
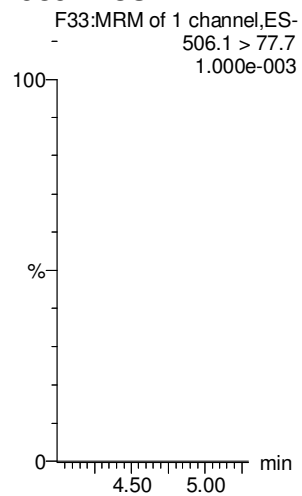
13C8-PFOS

13C2-PFDA

13C2-PFOA

13C2-PFOA

d3-N-MeFOSAA



Dataset: Untitled

Last Altered: Wednesday, February 28, 2018 11:59:38 Pacific Standard Time

Printed: Wednesday, February 28, 2018 11:59:42 Pacific Standard Time

Name: 180227M1_12, Date: 27-Feb-2018, Time: 21:25:26, ID: IPA, Description: IPA

N-EtFOSAA

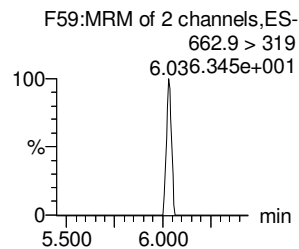
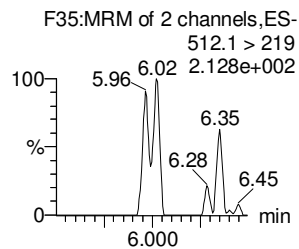
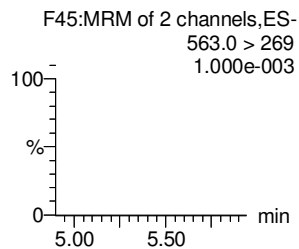
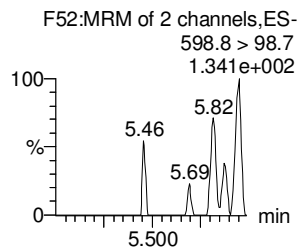
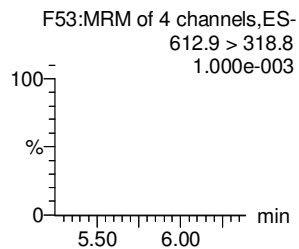
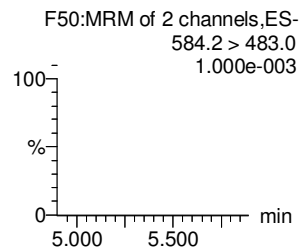
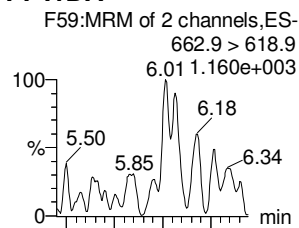
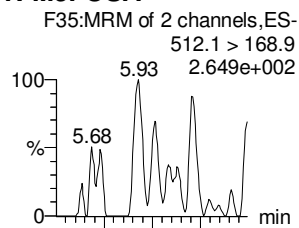
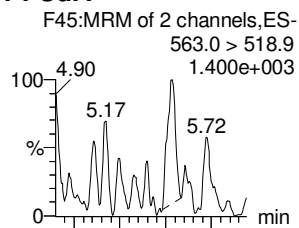
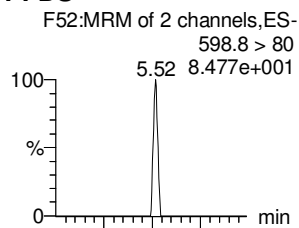
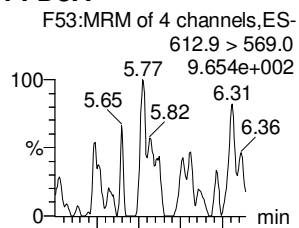
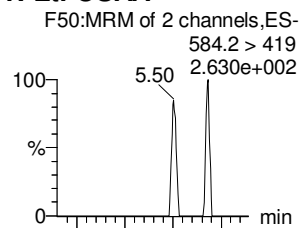
PFDoA

PFDS

PFUdA

N-MeFOSA

PFTrDA



d5-N-EtFOSAA

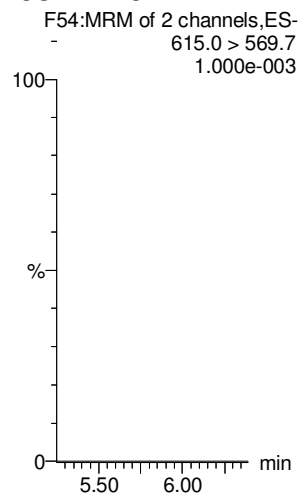
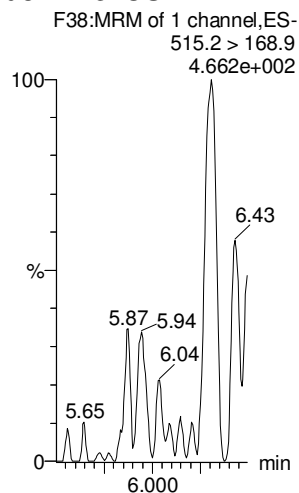
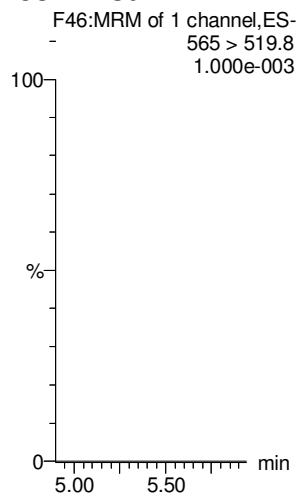
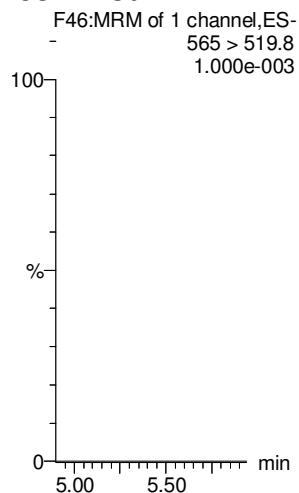
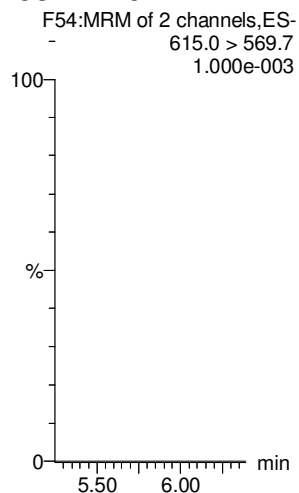
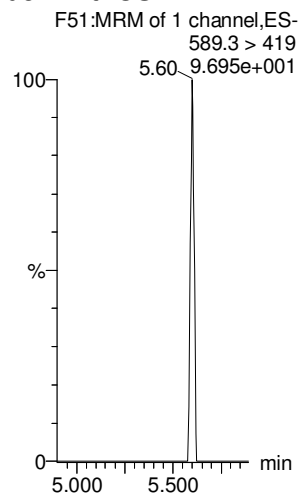
13C2-PFDoA

13C2-PFUdA

13C2-PFUdA

d3-N-MeFOSA

13C2-PFDoA



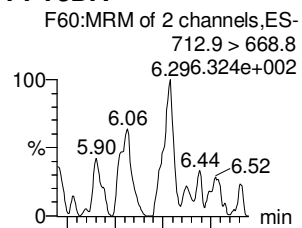
Dataset: Untitled

Last Altered: Wednesday, February 28, 2018 11:59:38 Pacific Standard Time

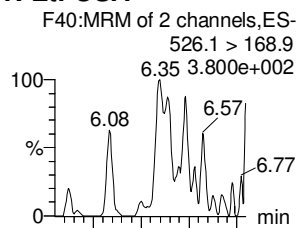
Printed: Wednesday, February 28, 2018 11:59:42 Pacific Standard Time

Name: 180227M1_12, Date: 27-Feb-2018, Time: 21:25:26, ID: IPA, Description: IPA

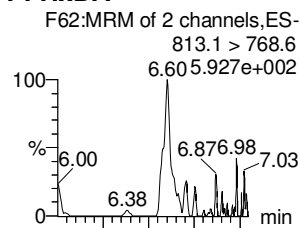
PFTeDA



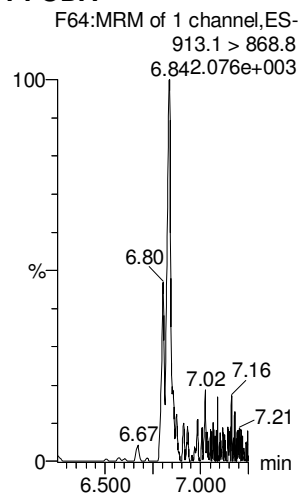
N-EtFOSA



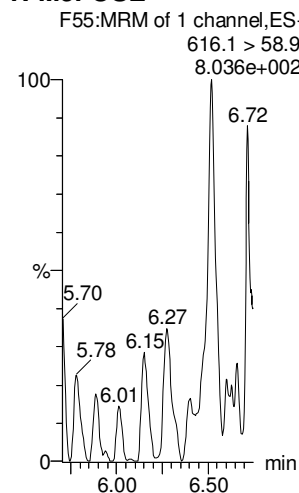
PFHxDA



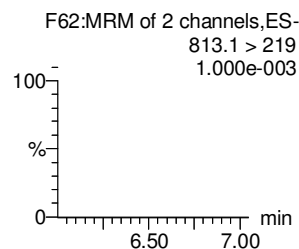
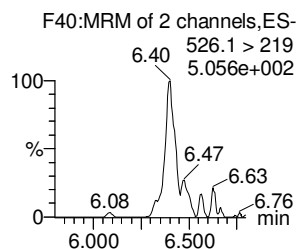
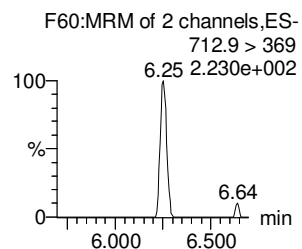
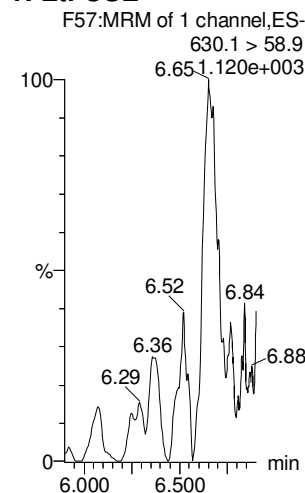
PFODA



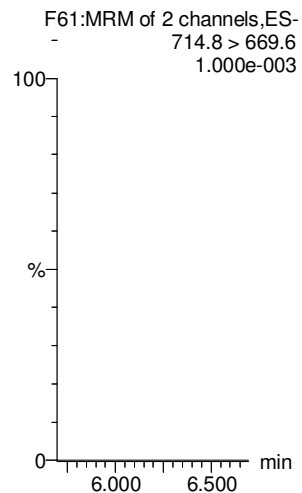
N-MeFOSE



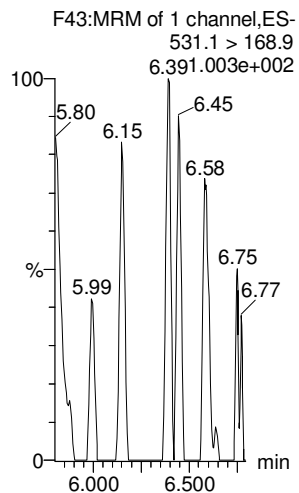
N-EtFOSE



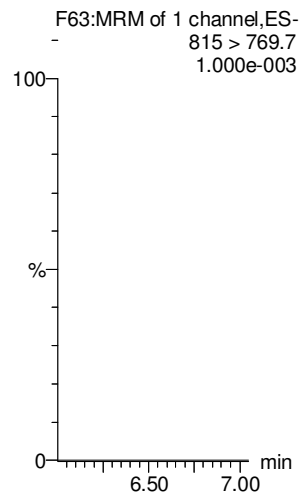
13C2-PFTeDA



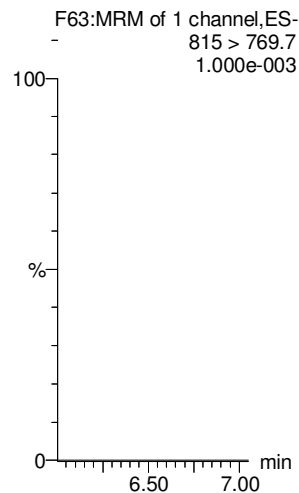
d5-N-ETFOSA



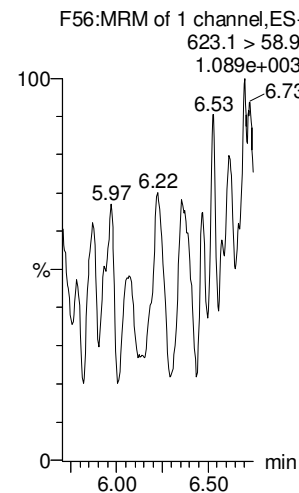
13C2-PFHxDA



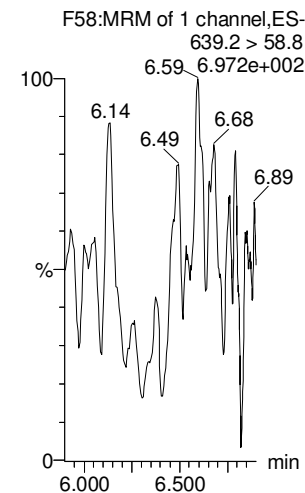
13C2-PFHxDA



d7-N-MeFOSE



d9-N-EtFOSE



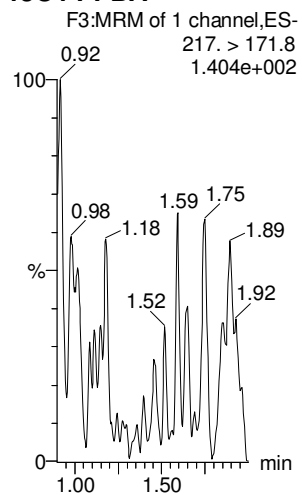
Dataset: Untitled

Last Altered: Wednesday, February 28, 2018 11:59:38 Pacific Standard Time

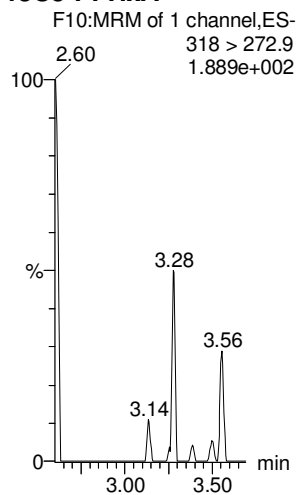
Printed: Wednesday, February 28, 2018 11:59:42 Pacific Standard Time

Name: 180227M1_12, Date: 27-Feb-2018, Time: 21:25:26, ID: IPA, Description: IPA

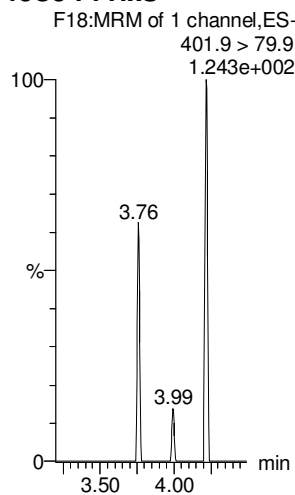
13C4-PFBA



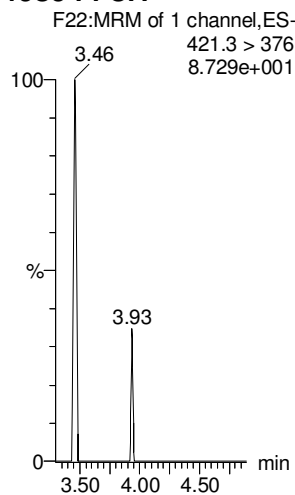
13C5-PFHxA



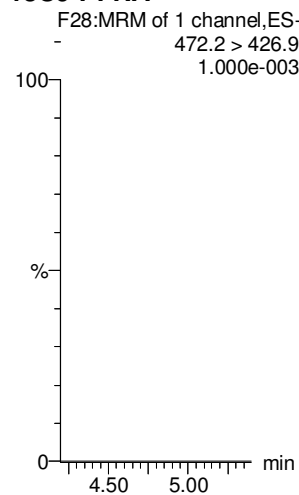
13C3-PFHxS



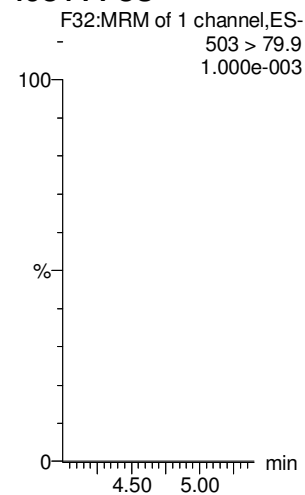
13C8-PFOA



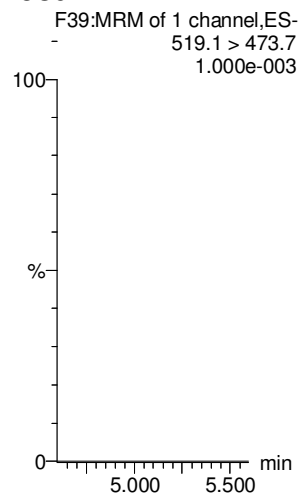
13C9-PFNA



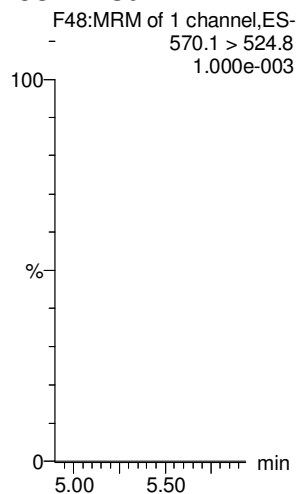
13C4-PFOS



13C6-PFDA



13C7-PFUdA



**DATA VALIDATION SUMMARY REPORT
NAS WHIDBEY ISLAND, WASHINGTON**

Client: CH2M HILL, Inc., Corvallis, Oregon
 SDG: 1800340
 Laboratory: Vista Analytical Laboratory, El Dorado Hills, California
 Site: NAS Whidbey Island, Ault Field, CTO-4041, Washington
 Date: May 29, 2018

PFCs			
EDS ID	Client Sample ID	Laboratory Sample ID	Matrix
1	WI-AF-MW-614-0218	1800340-01	Water
2	WI-AF-MW-613-0218	1800340-02	Water
3	WI-AF-FB02-021418	1800340-03	Water
4	WI-AF-EB02-021418	1800340-04	Water
5	WI-AF-MW-612-0218	1800340-05	Water
5MS	WI-AF-MW-612-0218MS	1800340-05MS	Water
5MSD	WI-AF-MW-612-0218MSD	1800340-05MSD	Water
6	WI-AF-EB02-021518	1800340-06	Water
7	WI-AF-MW-608-0218	1800340-07	Water
8	WI-AF-MW-606-0218	1800340-08	Water
9	WI-AF-MW-606P-0218	1800340-09	Water
10	WI-AF-FB02-021618	1800340-10	Water
11	WI-AF-MW-607-0218	1800340-11	Water
12	WI-AF-MW-605-0218	1800340-12	Water
13	WI-AF-MW-609-0218	1800340-13	Water

A full data validation was performed on the analytical data for nine water samples, two aqueous field blank samples, and two aqueous equipment blank samples collected on February 14-17, 2018 by CH2M HILL at the NAS Whidbey Island Ault Field site in Washington. The samples were analyzed under the EPA Method “Determination of Selected Perfluorinated Alkyl Acids in Drinking Water by Solid Phase Extraction and Liquid Chromatography/Tandem Mass Spectrometry (LC/MS/MS)”.

Specific method references are as follows:

Analysis
PFCs

Method References
USEPA Method 537 Modified

The data have been validated according to the protocols and quality control (QC) requirements of the analytical method, the Final Sampling and Analysis Plan Phase I Site Investigation for Per- and Polyfluoroalkyl Substances in Soil and Groundwater Ault Field, February 2018, and the USEPA National Functional Guidelines for Organic Data Review as follows:

- The USEPA “Contract Laboratories Program National Functional Guidelines for Organic Superfund Methods Data Review,” January 2017;
- and the reviewer's professional judgment.

The following data quality indicators were reviewed for this report:

Organics

- Date Completeness, Case Narrative & Custody Documentation
- Holding times
- Liquid Chromatography/Mass Spectrometry (LC/MS) Tuning
- Initial and continuing calibration summaries
- Method blank and field QC blank contamination
- Matrix Spike/Matrix Spike Duplicate (MS/MSD) recoveries
- Laboratory Control Sample/Laboratory Control Sample Duplicate (LCS/LCSD) recoveries
- Internal standard area and retention time summary forms
- Target Compound Identification
- Compound Quantitation
- Field Duplicate sample precision

A full (Level IV) data validation was performed with this review including a recalculation of 10% of the detected results in the samples.

Data Usability Assessment

There were no rejections of data.

Overall the data is acceptable for the intended purposes as qualified for the deficiencies detailed in this report.

Please note that any results qualified (U) due to blank contamination may be then qualified (J) due to another action. Therefore, the results may be qualified (UJ) due to the culmination of the blank contaminations and actions from other exceedances of QC criteria.

Perfluorinated Compounds (PFCs)

Data Completeness, Case Narrative & Custody Documentation

- The case narrative and chain-of-custody documentation were included in the data package as required. All criteria were met.

Holding Times

- All samples were extracted within 14 days for water samples and analyzed within 28 days.

LC/MS Tuning

- All criteria were met.

Initial Calibration

- All relative standard deviation (%RSD) and/or correlation coefficients criteria were met.

Continuing Calibration

- All percent difference (%D) and RRF criteria were met.

Method Blank

- The method blanks were free of contamination.

Field QC Blank

- Field QC samples were free of contamination.

Blank ID	Compound	Conc. ng/L	Qualifier	Affected Samples
WI-AF-FB02-021418	None - ND	-	-	-
WI-AF-EB02-021418	None - ND	-	-	-
WI-AF-EB02-021518	None - ND	-	-	-
WI-AF-FB02-021618	None - ND	-	-	-
WI-AF-FB01-021518	None - ND	-	-	-
WI-AF-FB01-021718	PFOS	2.23	None	All Associated ND
WI-AF-EB01-021718	PFOS	1.95	None	All Associated ND

Matrix Spike/Matrix Spike Duplicate (MS/MSD) Recoveries

- The MS/MSD samples exhibited acceptable percent recoveries (%R) and RPD values except for the following.

MS/MSD Sample	Compound	MS %R/MSD %R/RPD	Qualifier
5	PFOS	OK/158%/32.9	None - Sample ND

Laboratory Control Samples

- The LCS samples exhibited acceptable percent recoveries (%R).

Internal Standard (IS) Area Performance

- All internal standards met response and retention time (RT) criteria except for the following.

EDS Sample ID	Compound	%R	Qualifier
13	13C2-PFDoA	44.8%	UJ - Associated Cmpd

Target Compound Identification

- All mass spectra and quantitation criteria were met.

Compound Quantitation

- All criteria were met.

Field Duplicate Sample Precision

- Field duplicate results are summarized below. The precision was acceptable.

Compound	WI-AF-MW-606-0218 ng/L	WI-AF-MW-606P-0218 ng/L	RPD	Qualifier
None	ND	ND	-	-

Please contact the undersigned at (757) 564-0090 if you have any questions or need further information.

Signed:  Dated: 6/1/8
Nancy Weaver
Senior Chemist

Data Qualifier	Definition
U	The analyte was analyzed for, but was not detected above the level of the reported sample quantitation limit.
J	The analyte is an estimated quantity. The associated numerical value is the approximate concentration of the analyte in the sample.
NJ	The analysis has been "tentatively identified" or "presumptively" as present and the associated numerical value is the estimated concentration in the samples.
UJ	The analyte was analyzed for but was not detected. The reported quantitation limit is approximate and may be inaccurate or imprecise.
R	The data are unusable. The sample results are rejected due to serious deficiencies in meeting QC criteria. The analyte may or may not be present in the samples.



Sample ID: WI-AF-MW-614-0218

Modified EPA Method 537

Client Data		Laboratory Data	
Name: CH2M Hill	Matrix: Aqueous	Lab Sample: 1800340-01	Column: BEH C18
Project: 695610.04.FI.FS	Date Collected: 14-Feb-18 11:45	Date Received: 20-Feb-18 09:04	
Location: MW-614			

Analyte	Conc. (ng/L)	DL	LOD	LOQ	Qualifiers	Batch	Extracted	Samp Size	Analyzed	Dilution
PFBS	ND	1.90	5.30	8.47		B8B0130	22-Feb-18	0.118 L	28-Feb-18 07:33	I
PFHxA	ND	2.31	5.30	8.47		B8B0130	22-Feb-18	0.118 L	28-Feb-18 07:33	I
PFHpA	ND	0.626	5.30	8.47		B8B0130	22-Feb-18	0.118 L	28-Feb-18 07:33	I
PFHxS	ND	1.00	5.30	8.47		B8B0130	22-Feb-18	0.118 L	28-Feb-18 07:33	I
PFOA	ND	0.689	5.30	8.47		B8B0130	22-Feb-18	0.118 L	28-Feb-18 07:33	I
PFOS	ND	0.855	5.30	8.47		B8B0130	22-Feb-18	0.118 L	28-Feb-18 07:33	I
PFNA	ND	0.858	5.30	8.47		B8B0130	22-Feb-18	0.118 L	28-Feb-18 07:33	I
PFDA	ND	1.58	5.30	8.47		B8B0130	22-Feb-18	0.118 L	28-Feb-18 07:33	I
MeFOSAA	ND	1.75	5.30	8.47		B8B0130	22-Feb-18	0.118 L	28-Feb-18 07:33	I
PFUnA	ND	1.11	5.30	8.47		B8B0130	22-Feb-18	0.118 L	28-Feb-18 07:33	I
EtFOSAA	ND	1.45	5.30	8.47		B8B0130	22-Feb-18	0.118 L	28-Feb-18 07:33	I
PFDoA	ND	0.839	5.30	8.47		B8B0130	22-Feb-18	0.118 L	28-Feb-18 07:33	I
PFTtDA	ND	0.523	5.30	8.47		B8B0130	22-Feb-18	0.118 L	28-Feb-18 07:33	I
PFTeDA	ND	0.800	5.30	8.47		B8B0130	22-Feb-18	0.118 L	28-Feb-18 07:33	I
Labeled Standards	% Recovery	Limits	Qualifiers	Batch	Extracted	Samp Size	Analyzed	Dilution		
13C3-PFBS	99.3	50 - 150		B8B0130	22-Feb-18	0.118 L	28-Feb-18 07:33	I		
13C2-PFHxA	81.5	50 - 150		B8B0130	22-Feb-18	0.118 L	28-Feb-18 07:33	I		
13C4-PFHpA	81.0	50 - 150		B8B0130	22-Feb-18	0.118 L	28-Feb-18 07:33	I		
18O2-PFHxS	87.9	50 - 150		B8B0130	22-Feb-18	0.118 L	28-Feb-18 07:33	I		
13C2-PFOA	66.0	50 - 150		B8B0130	22-Feb-18	0.118 L	28-Feb-18 07:33	I		
13C8-PFOS	89.0	50 - 150		B8B0130	22-Feb-18	0.118 L	28-Feb-18 07:33	I		
13C5-PFNA	86.6	50 - 150		B8B0130	22-Feb-18	0.118 L	28-Feb-18 07:33	I		
13C2-PFDA	70.2	50 - 150		B8B0130	22-Feb-18	0.118 L	28-Feb-18 07:33	I		
d3-MeFOSAA	85.8	50 - 150		B8B0130	22-Feb-18	0.118 L	28-Feb-18 07:33	I		
13C2-PFUnA	67.3	50 - 150		B8B0130	22-Feb-18	0.118 L	28-Feb-18 07:33	I		
d5-EtFOSAA	77.4	50 - 150		B8B0130	22-Feb-18	0.118 L	28-Feb-18 07:33	I		
13C2-PFDoA	78.3	50 - 150		B8B0130	22-Feb-18	0.118 L	28-Feb-18 07:33	I		
13C2-PFTtDA	91.5	50 - 150		B8B0130	22-Feb-18	0.118 L	28-Feb-18 07:33	I		

DL - Detection Limit
 LOD - Limit of Detection
 LOQ - Limit of Quantitation
 LC1-UC1 - Lower control limit - upper control limit
 Results reported to the DL.
 When reported, PFHxS, PFOA and PFOS include both linear and branched isomers.
 Only the linear isomer is reported for all other analytes.

mw 5/29/18

Sample ID: WI-AF-MW-613-0218

Modified EPA Method 537

Client Data		Laboratory Data	
Name: CH2M Hill	Matrix: Aqueous	Lab Sample: 1800340-02	Column: BEH C18
Project: 695610.04.FI.FS	Date Collected: 14-Feb-18 16:55	Date Received: 20-Feb-18 09:04	
Location: MW-613			

Analyte	Conc. (ng/L)	DL	LOD	LOQ	Qualifiers	Batch	Extracted	Samp Size	Analyzed	Dilution
PFBS	ND	1.97	5.53	8.82		B8B0130	22-Feb-18	0.113 L	28-Feb-18 07:44	1
PFHxA	ND	2.40	5.53	8.82		B8B0130	22-Feb-18	0.113 L	28-Feb-18 07:44	1
PFHpA	ND	0.652	5.53	8.82		B8B0130	22-Feb-18	0.113 L	28-Feb-18 07:44	1
PFHxS	ND	1.04	5.53	8.82		B8B0130	22-Feb-18	0.113 L	28-Feb-18 07:44	1
PFOA	ND	0.718	5.53	8.82		B8B0130	22-Feb-18	0.113 L	28-Feb-18 07:44	1
PFOS	ND	0.890	5.53	8.82		B8B0130	22-Feb-18	0.113 L	28-Feb-18 07:44	1
PFNA	ND	0.893	5.53	8.82		B8B0130	22-Feb-18	0.113 L	28-Feb-18 07:44	1
PFDA	ND	1.64	5.53	8.82		B8B0130	22-Feb-18	0.113 L	28-Feb-18 07:44	1
MeFOSAA	ND	1.82	5.53	8.82		B8B0130	22-Feb-18	0.113 L	28-Feb-18 07:44	1
PFUnA	ND	1.16	5.53	8.82		B8B0130	22-Feb-18	0.113 L	28-Feb-18 07:44	1
EtFOSAA	ND	1.51	5.53	8.82		B8B0130	22-Feb-18	0.113 L	28-Feb-18 07:44	1
PFDoA	ND	0.874	5.53	8.82		B8B0130	22-Feb-18	0.113 L	28-Feb-18 07:44	1
PFTtDA	ND	0.545	5.53	8.82		B8B0130	22-Feb-18	0.113 L	28-Feb-18 07:44	1
PFTeDA	ND	0.833	5.53	8.82		B8B0130	22-Feb-18	0.113 L	28-Feb-18 07:44	1
Labeled Standards	% Recovery	Limits	Qualifiers	Batch	Extracted	Samp Size	Analyzed	Dilution		
13C3-PFBS	91.7	50 - 150		B8B0130	22-Feb-18	0.113 L	28-Feb-18 07:44	1		
13C2-PFHxA	89.6	50 - 150		B8B0130	22-Feb-18	0.113 L	28-Feb-18 07:44	1		
13C4-PFHpA	82.0	50 - 150		B8B0130	22-Feb-18	0.113 L	28-Feb-18 07:44	1		
18O2-PFHxS	88.0	50 - 150		B8B0130	22-Feb-18	0.113 L	28-Feb-18 07:44	1		
13C2-PFOA	60.0	50 - 150		B8B0130	22-Feb-18	0.113 L	28-Feb-18 07:44	1		
13C8-PFOS	85.1	50 - 150		B8B0130	22-Feb-18	0.113 L	28-Feb-18 07:44	1		
13C5-PFNA	83.2	50 - 150		B8B0130	22-Feb-18	0.113 L	28-Feb-18 07:44	1		
13C2-PFDA	65.5	50 - 150		B8B0130	22-Feb-18	0.113 L	28-Feb-18 07:44	1		
d3-MeFOSAA	71.5	50 - 150		B8B0130	22-Feb-18	0.113 L	28-Feb-18 07:44	1		
13C2-PFUnA	63.4	50 - 150		B8B0130	22-Feb-18	0.113 L	28-Feb-18 07:44	1		
d5-EtFOSAA	63.5	50 - 150		B8B0130	22-Feb-18	0.113 L	28-Feb-18 07:44	1		
13C2-PFDoA	53.4	50 - 150		B8B0130	22-Feb-18	0.113 L	28-Feb-18 07:44	1		
13C2-PFTeDA	71.3	50 - 150		B8B0130	22-Feb-18	0.113 L	28-Feb-18 07:44	1		

DL - Detection Limit
 LOD - Limit of Detection
 LOQ - Limit of quantitation
 LCL-UCL - Lower control limit - upper control limit
 Results reported to the DL.
 When reported, PFHxS, PFOA and PFOS include both linear and branched isomers
 Only the linear isomer is reported for all other analytes

new 5/29/18

Sample ID: WI-AF-FB02-021418

Modified EPA Method 537

Client Data		Laboratory Data	
Name: CH2M Hill	Matrix: Aqueous	Lab Sample: 1800340-03	Column: BEH C18
Project: 695610.04.FI.FS	Date Collected: 14-Feb-18 17:55	Date Received: 20-Feb-18 09:04	
Location: Field Blank			

Analyte	Conc. (ng/L)	DL	LOD	LOQ	Qualifiers	Batch	Extracted	Samp Size	Analyzed	Dilution
PFBS	ND	1.86	5.21	8.33		B8B0130	22-Feb-18	0.120 L	28-Feb-18 08:30	1
PFHxA	ND	2.27	5.21	8.33		B8B0130	22-Feb-18	0.120 L	28-Feb-18 08:30	1
PFHpA	ND	0.615	5.21	8.33		B8B0130	22-Feb-18	0.120 L	28-Feb-18 08:30	1
PFHxS	ND	0.986	5.21	8.33		B8B0130	22-Feb-18	0.120 L	28-Feb-18 08:30	1
PFOA	ND	0.678	5.21	8.33		B8B0130	22-Feb-18	0.120 L	28-Feb-18 08:30	1
PFOS	ND	0.840	5.21	8.33		B8B0130	22-Feb-18	0.120 L	28-Feb-18 08:30	1
PFNA	ND	0.843	5.21	8.33		B8B0130	22-Feb-18	0.120 L	28-Feb-18 08:30	1
PFDA	ND	1.55	5.21	8.33		B8B0130	22-Feb-18	0.120 L	28-Feb-18 08:30	1
MeFOSAA	ND	1.72	5.21	8.33		B8B0130	22-Feb-18	0.120 L	28-Feb-18 08:30	1
PFUnA	ND	1.09	5.21	8.33		B8B0130	22-Feb-18	0.120 L	28-Feb-18 08:30	1
EtFOSAA	ND	1.43	5.21	8.33		B8B0130	22-Feb-18	0.120 L	28-Feb-18 08:30	1
PFDoA	ND	0.824	5.21	8.33		B8B0130	22-Feb-18	0.120 L	28-Feb-18 08:30	1
PFTtDA	ND	0.514	5.21	8.33		B8B0130	22-Feb-18	0.120 L	28-Feb-18 08:30	1
PFTeDA	ND	0.786	5.21	8.33		B8B0130	22-Feb-18	0.120 L	28-Feb-18 08:30	1
Labeled Standards	% Recovery	Limits	Qualifiers	Batch	Extracted	Samp Size	Analyzed	Dilution		
IS	120	50 - 150		B8B0130	22-Feb-18	0.120 L	28-Feb-18 08:30	1		
IS	94.4	50 - 150		B8B0130	22-Feb-18	0.120 L	28-Feb-18 08:30	1		
IS	88.1	50 - 150		B8B0130	22-Feb-18	0.120 L	28-Feb-18 08:30	1		
IS	88.9	50 - 150		B8B0130	22-Feb-18	0.120 L	28-Feb-18 08:30	1		
IS	70.4	50 - 150		B8B0130	22-Feb-18	0.120 L	28-Feb-18 08:30	1		
IS	84.5	50 - 150		B8B0130	22-Feb-18	0.120 L	28-Feb-18 08:30	1		
IS	81.7	50 - 150		B8B0130	22-Feb-18	0.120 L	28-Feb-18 08:30	1		
IS	73.9	50 - 150		B8B0130	22-Feb-18	0.120 L	28-Feb-18 08:30	1		
IS	73.9	50 - 150		B8B0130	22-Feb-18	0.120 L	28-Feb-18 08:30	1		
IS	65.1	50 - 150		B8B0130	22-Feb-18	0.120 L	28-Feb-18 08:30	1		
IS	66.8	50 - 150		B8B0130	22-Feb-18	0.120 L	28-Feb-18 08:30	1		
IS	64.0	50 - 150		B8B0130	22-Feb-18	0.120 L	28-Feb-18 08:30	1		
IS	65.2	50 - 150		B8B0130	22-Feb-18	0.120 L	28-Feb-18 08:30	1		

DL - Detection Limit
 LOD - Limit of Detection
 LOQ - Limit of Quantitation
 LCL-UCL - Lower control limit - upper control limit
 Results reported to the DL
 When reported, PFHxS, PFOA and PFOS include both linear and branched isomers
 Only the linear isomer is reported for all other analytes

new scale

Sample ID: WI-AF-EB02-021418

Modified EPA Method 537

Client Data		Laboratory Data	
Name: CH2M Hill	Matrix: Aqueous	Lab Sample: 1800340-04	Column: BEH C18
Project: 695610.04.FI.FS	Date Collected: 14-Feb-18 18:20	Date Received: 20-Feb-18 09:04	
Location: Equipment Blank			

Analyte	Conc. (ng/L)	DL	LOD	LOQ	Qualifiers	Batch	Extracted	Samp Size	Analyzed	Dilution
PFBS	ND	1.86	5.21	8.31		B8B0130	22-Feb-18	0.120 L	28-Feb-18 08:42	1
PFHxA	ND	2.26	5.21	8.31		B8B0130	22-Feb-18	0.120 L	28-Feb-18 08:42	1
PFHpA	ND	0.614	5.21	8.31		B8B0130	22-Feb-18	0.120 L	28-Feb-18 08:42	1
PFHxS	ND	0.984	5.21	8.31		B8B0130	22-Feb-18	0.120 L	28-Feb-18 08:42	1
PFOA	ND	0.676	5.21	8.31		B8B0130	22-Feb-18	0.120 L	28-Feb-18 08:42	1
PFOS	ND	0.838	5.21	8.31		B8B0130	22-Feb-18	0.120 L	28-Feb-18 08:42	1
PFNA	ND	0.842	5.21	8.31		B8B0130	22-Feb-18	0.120 L	28-Feb-18 08:42	1
PFDA	ND	1.55	5.21	8.31		B8B0130	22-Feb-18	0.120 L	28-Feb-18 08:42	1
MeFOSAA	ND	1.71	5.21	8.31		B8B0130	22-Feb-18	0.120 L	28-Feb-18 08:42	1
PFUnA	ND	1.09	5.21	8.31		B8B0130	22-Feb-18	0.120 L	28-Feb-18 08:42	1
EtFOSAA	ND	1.42	5.21	8.31		B8B0130	22-Feb-18	0.120 L	28-Feb-18 08:42	1
PFDoA	ND	0.823	5.21	8.31		B8B0130	22-Feb-18	0.120 L	28-Feb-18 08:42	1
PFTtDA	ND	0.513	5.21	8.31		B8B0130	22-Feb-18	0.120 L	28-Feb-18 08:42	1
PFTeDA	ND	0.784	5.21	8.31		B8B0130	22-Feb-18	0.120 L	28-Feb-18 08:42	1
Labeled Standards	Type	% Recovery	Limits	Qualifiers	Batch	Extracted	Samp Size	Analyzed	Dilution	
13C3-PFBS	IS	93.5	50 - 150		B8B0130	22-Feb-18	0.120 L	28-Feb-18 08:42	1	
13C2-PFHxA	IS	74.2	50 - 150		B8B0130	22-Feb-18	0.120 L	28-Feb-18 08:42	1	
13C4-PFHpA	IS	71.7	50 - 150		B8B0130	22-Feb-18	0.120 L	28-Feb-18 08:42	1	
18O2-PFHxS	IS	89.0	50 - 150		B8B0130	22-Feb-18	0.120 L	28-Feb-18 08:42	1	
13C2-PFOA	IS	57.2	50 - 150		B8B0130	22-Feb-18	0.120 L	28-Feb-18 08:42	1	
13C8-PFOS	IS	77.5	50 - 150		B8B0130	22-Feb-18	0.120 L	28-Feb-18 08:42	1	
13C5-PFNA	IS	83.3	50 - 150		B8B0130	22-Feb-18	0.120 L	28-Feb-18 08:42	1	
13C2-PFDA	IS	80.6	50 - 150		B8B0130	22-Feb-18	0.120 L	28-Feb-18 08:42	1	
d3-MeFOSAA	IS	69.0	50 - 150		B8B0130	22-Feb-18	0.120 L	28-Feb-18 08:42	1	
13C2-PFUnA	IS	52.3	50 - 150		B8B0130	22-Feb-18	0.120 L	28-Feb-18 08:42	1	
d5-EtFOSAA	IS	62.7	50 - 150		B8B0130	22-Feb-18	0.120 L	28-Feb-18 08:42	1	
13C2-PFDoA	IS	54.5	50 - 150		B8B0130	22-Feb-18	0.120 L	28-Feb-18 08:42	1	
13C2-PFTeDA	IS	68.8	50 - 150		B8B0130	22-Feb-18	0.120 L	28-Feb-18 08:42	1	

DL - Detection Limit
 LOD - Limit of Detection
 LOQ - Limit of quantitation
 LCL-UCL - Lower control limit - upper control limit
 Results reported to the DL.
 When reported, PFHxS, PFOA and PFOS include both linear and branched isomers.
 Only the linear isomer is reported for all other analytes.

Work Order 1800340

new 5/29/18

Sample ID: WI-AF-MW-612-0218

Modified EPA Method 537

Client Data		Laboratory Data	
Name: CH2M Hill	Matrix: Aqueous	Lab Sample: 1800340-05	Column: BEH C18
Project: 695610.04.F1.F5	Date Collected: 15-Feb-18 11:20	Date Received: 20-Feb-18 09:04	
Location: MW-612			

Analyte	Conc. (ng/L)	DL	LOD	LOQ	Qualifiers	Batch	Extracted	Samp Size	Analyzed	Dilution
PFBS	ND	1.86	5.21	8.33		B8B0130	22-Feb-18	0.120 L	28-Feb-18 08:53	I
PFHxA	ND	2.27	5.21	8.33		B8B0130	22-Feb-18	0.120 L	28-Feb-18 08:53	I
PFHpA	ND	0.616	5.21	8.33		B8B0130	22-Feb-18	0.120 L	28-Feb-18 08:53	I
PFHxS	ND	0.986	5.21	8.33		B8B0130	22-Feb-18	0.120 L	28-Feb-18 08:53	I
PFOA	ND	0.678	5.21	8.33		B8B0130	22-Feb-18	0.120 L	28-Feb-18 08:53	I
PFOS	ND	0.841	5.21	8.33		B8B0130	22-Feb-18	0.120 L	28-Feb-18 08:53	I
PFNA	ND	0.844	5.21	8.33		B8B0130	22-Feb-18	0.120 L	28-Feb-18 08:53	I
PFDA	ND	1.55	5.21	8.33		B8B0130	22-Feb-18	0.120 L	28-Feb-18 08:53	I
MeFOSAA	ND	1.72	5.21	8.33		B8B0130	22-Feb-18	0.120 L	28-Feb-18 08:53	I
PFUnA	ND	1.09	5.21	8.33		B8B0130	22-Feb-18	0.120 L	28-Feb-18 08:53	I
EtFOSAA	ND	1.43	5.21	8.33		B8B0130	22-Feb-18	0.120 L	28-Feb-18 08:53	I
PFDoA	ND	0.825	5.21	8.33		B8B0130	22-Feb-18	0.120 L	28-Feb-18 08:53	I
PFTDA	ND	0.515	5.21	8.33		B8B0130	22-Feb-18	0.120 L	28-Feb-18 08:53	I
PFTeDA	ND	0.786	5.21	8.33		B8B0130	22-Feb-18	0.120 L	28-Feb-18 08:53	I
Labeled Standards	% Recovery		Limits		Qualifiers	Batch	Extracted	Samp Size	Analyzed	Dilution
13C3-PFBS	93.6		50 - 150			B8B0130	22-Feb-18	0.120 L	28-Feb-18 08:53	I
13C2-PFHxA	74.4		50 - 150			B8B0130	22-Feb-18	0.120 L	28-Feb-18 08:53	I
13C4-PFHpA	79.3		50 - 150			B8B0130	22-Feb-18	0.120 L	28-Feb-18 08:53	I
18O2-PFHxS	77.7		50 - 150			B8B0130	22-Feb-18	0.120 L	28-Feb-18 08:53	I
13C2-PFOA	51.6		50 - 150			B8B0130	22-Feb-18	0.120 L	28-Feb-18 08:53	I
13C8-PFOS	79.6		50 - 150			B8B0130	22-Feb-18	0.120 L	28-Feb-18 08:53	I
13C5-PFNA	70.1		50 - 150			B8B0130	22-Feb-18	0.120 L	28-Feb-18 08:53	I
13C2-PFDA	88.4		50 - 150			B8B0130	22-Feb-18	0.120 L	28-Feb-18 08:53	I
d3-MeFOSAA	79.4		50 - 150			B8B0130	22-Feb-18	0.120 L	28-Feb-18 08:53	I
13C2-PFUnA	70.6		50 - 150			B8B0130	22-Feb-18	0.120 L	28-Feb-18 08:53	I
d5-EtFOSAA	72.4		50 - 150			B8B0130	22-Feb-18	0.120 L	28-Feb-18 08:53	I
13C2-PFDoA	60.8		50 - 150			B8B0130	22-Feb-18	0.120 L	28-Feb-18 08:53	I
13C2-PFTeDA	64.5		50 - 150			B8B0130	22-Feb-18	0.120 L	28-Feb-18 08:53	I

DL - Detection Limit
 LOD - Limit of Detection
 LOQ - Limit of quantitation
 LCL-UCL- Lower control limit - upper control limit
 Results reported to the DL.
 When reported, PFHxS, PFOA and PFOS include both linear and branched isomers
 Only the linear isomer is reported for all other analytes

mw 5/29/18

Sample ID: W1-AF-EB02-021518

Modified EPA Method 537

Client Data		Laboratory Data	
Name: CH2M Hill	Matrix: Aqueous	Lab Sample: 1800340-06	Column: BEH C18
Project: 695610.04.FI.FS	Date Collected: 15-Feb-18 12:45	Date Received: 20-Feb-18 09:04	
Location: Equipment Blank			

Analyte	Conc. (ng/L)	DL	LOD	LOQ	Qualifiers	Batch	Extracted	Samp Size	Analyzed	Dilution
PFBS	ND	1.85	5.17	8.26		B8B0130	22-Feb-18	0.121 L	28-Feb-18 09:05	I
PFHxA	ND	2.25	5.17	8.26		B8B0130	22-Feb-18	0.121 L	28-Feb-18 09:05	I
PFHpA	ND	0.610	5.17	8.26		B8B0130	22-Feb-18	0.121 L	28-Feb-18 09:05	I
PFHxS	ND	0.978	5.17	8.26		B8B0130	22-Feb-18	0.121 L	28-Feb-18 09:05	I
PFOA	ND	0.672	5.17	8.26		B8B0130	22-Feb-18	0.121 L	28-Feb-18 09:05	I
PFOS	ND	0.833	5.17	8.26		B8B0130	22-Feb-18	0.121 L	28-Feb-18 09:05	I
PFNA	ND	0.837	5.17	8.26		B8B0130	22-Feb-18	0.121 L	28-Feb-18 09:05	I
PFDA	ND	1.54	5.17	8.26		B8B0130	22-Feb-18	0.121 L	28-Feb-18 09:05	I
MeFOSAA	ND	1.70	5.17	8.26		B8B0130	22-Feb-18	0.121 L	28-Feb-18 09:05	I
PFUnA	ND	1.08	5.17	8.26		B8B0130	22-Feb-18	0.121 L	28-Feb-18 09:05	I
EiFOSAA	ND	1.41	5.17	8.26		B8B0130	22-Feb-18	0.121 L	28-Feb-18 09:05	I
PFDoA	ND	0.818	5.17	8.26		B8B0130	22-Feb-18	0.121 L	28-Feb-18 09:05	I
PFTfDA	ND	0.510	5.17	8.26		B8B0130	22-Feb-18	0.121 L	28-Feb-18 09:05	I
PFTeDA	ND	0.780	5.17	8.26		B8B0130	22-Feb-18	0.121 L	28-Feb-18 09:05	I
Labeled Standards	% Recovery	Limits	Qualifiers	Batch	Extracted	Samp Size	Dilution			
13C3-PFBS	87.9	50 - 150		B8B0130	22-Feb-18	0.121 L	28-Feb-18 09:05	I		
13C2-PFHxA	84.8	50 - 150		B8B0130	22-Feb-18	0.121 L	28-Feb-18 09:05	I		
13C4-PFHpA	69.7	50 - 150		B8B0130	22-Feb-18	0.121 L	28-Feb-18 09:05	I		
18O2-PFHxS	98.7	50 - 150		B8B0130	22-Feb-18	0.121 L	28-Feb-18 09:05	I		
13C2-PFOA	62.2	50 - 150		B8B0130	22-Feb-18	0.121 L	28-Feb-18 09:05	I		
13C8-PFOS	71.0	50 - 150		B8B0130	22-Feb-18	0.121 L	28-Feb-18 09:05	I		
13C5-PFNA	88.3	50 - 150		B8B0130	22-Feb-18	0.121 L	28-Feb-18 09:05	I		
13C2-PFDA	81.0	50 - 150		B8B0130	22-Feb-18	0.121 L	28-Feb-18 09:05	I		
d3-MeFOSAA	64.3	50 - 150		B8B0130	22-Feb-18	0.121 L	28-Feb-18 09:05	I		
13C2-PFUnA	55.8	50 - 150		B8B0130	22-Feb-18	0.121 L	28-Feb-18 09:05	I		
d5-EiFOSAA	68.5	50 - 150		B8B0130	22-Feb-18	0.121 L	28-Feb-18 09:05	I		
13C2-PFDoA	51.9	50 - 150		B8B0130	22-Feb-18	0.121 L	28-Feb-18 09:05	I		
13C2-PFTeDA	60.1	50 - 150		B8B0130	22-Feb-18	0.121 L	28-Feb-18 09:05	I		

DL - Detection Limit
 LOD - Limit of Detection
 LOQ - Limit of quantitation
 LCL-UCL - Lower control limit - upper control limit
 Results reported to the DL
 When reported, PFHxS, PFOA and PFOS include both linear and branched isomers
 Only the linear isomer is reported for all other analytes

new 5/29/18

Sample ID: W1-AF-MW-608-0218

Modified EPA Method 537

Client Data		Laboratory Data		Matrix:		Aqueous				
Name:	CH2M Hill	Lab Sample:	1800340-07	Column:	BEH C18					
Project:	695610.04.F1.FS	Date Received:	20-Feb-18 09:04							
Location:	MW-608									
		Date Collected:	15-Feb-18 15:55							
Analyte	Conc. (ng/L)	DL	LOD	LOQ	Qualifiers	Batch	Extracted	Samp Size	Analyzed	Dilution
PFBS	4.57	1.87	5.21	8.36	J	B8B0130	22-Feb-18	0.120 L	28-Feb-18 09:16	I
PFHxA	9.86	2.28	5.21	8.36		B8B0130	22-Feb-18	0.120 L	28-Feb-18 09:16	I
PFHpA	3.58	0.617	5.21	8.36	J	B8B0130	22-Feb-18	0.120 L	28-Feb-18 09:16	I
PFHxS	9.26	0.989	5.21	8.36		B8B0130	22-Feb-18	0.120 L	28-Feb-18 09:16	I
PFOA	8.75	0.680	5.21	8.36		B8B0130	22-Feb-18	0.120 L	28-Feb-18 09:16	I
PFOS	ND	0.843	5.21	8.36		B8B0130	22-Feb-18	0.120 L	28-Feb-18 09:16	I
PFNA	ND	0.846	5.21	8.36		B8B0130	22-Feb-18	0.120 L	28-Feb-18 09:16	I
PFDA	ND	1.56	5.21	8.36		B8B0130	22-Feb-18	0.120 L	28-Feb-18 09:16	I
MeFOSAA	ND	1.72	5.21	8.36		B8B0130	22-Feb-18	0.120 L	28-Feb-18 09:16	I
PFUnA	ND	1.10	5.21	8.36		B8B0130	22-Feb-18	0.120 L	28-Feb-18 09:16	I
EtFOSAA	ND	1.43	5.21	8.36		B8B0130	22-Feb-18	0.120 L	28-Feb-18 09:16	I
PFDoA	ND	0.827	5.21	8.36		B8B0130	22-Feb-18	0.120 L	28-Feb-18 09:16	I
PFTfDA	ND	0.516	5.21	8.36		B8B0130	22-Feb-18	0.120 L	28-Feb-18 09:16	I
PFTeDA	ND	0.789	5.21	8.36		B8B0130	22-Feb-18	0.120 L	28-Feb-18 09:16	I
Labeled Standards	Type	% Recovery	Limits	Qualifiers	Batch	Extracted	Samp Size	Analyzed	Dilution	
13C3-PFBS	IS	91.7	50 - 150		B8B0130	22-Feb-18	0.120 L	28-Feb-18 09:16	I	
13C2-PFHxA	IS	83.3	50 - 150		B8B0130	22-Feb-18	0.120 L	28-Feb-18 09:16	I	
13C4-PFHpA	IS	74.2	50 - 150		B8B0130	22-Feb-18	0.120 L	28-Feb-18 09:16	I	
18O2-PFHxS	IS	79.1	50 - 150		B8B0130	22-Feb-18	0.120 L	28-Feb-18 09:16	I	
13C2-PFOA	IS	68.8	50 - 150		B8B0130	22-Feb-18	0.120 L	28-Feb-18 09:16	I	
13C8-PFOS	IS	78.9	50 - 150		B8B0130	22-Feb-18	0.120 L	28-Feb-18 09:16	I	
13C5-PFNA	IS	81.9	50 - 150		B8B0130	22-Feb-18	0.120 L	28-Feb-18 09:16	I	
13C2-PFDA	IS	72.1	50 - 150		B8B0130	22-Feb-18	0.120 L	28-Feb-18 09:16	I	
d3-MeFOSAA	IS	80.3	50 - 150		B8B0130	22-Feb-18	0.120 L	28-Feb-18 09:16	I	
13C2-PFUnA	IS	63.2	50 - 150		B8B0130	22-Feb-18	0.120 L	28-Feb-18 09:16	I	
d5-EtFOSAA	IS	79.3	50 - 150		B8B0130	22-Feb-18	0.120 L	28-Feb-18 09:16	I	
13C2-PFDoA	IS	80.6	50 - 150		B8B0130	22-Feb-18	0.120 L	28-Feb-18 09:16	I	
13C2-PFTeDA	IS	66.3	50 - 150		B8B0130	22-Feb-18	0.120 L	28-Feb-18 09:16	I	

DL - Detection Limit
 LOD - Limit of Detection
 LOQ - Limit of quantitation
 LCL-UCL- Lower control limit - upper control limit
 Results reported to the DL
 When reported, PFHxS, PFOA and PFOS include both linear and branched isomers
 Only the linear isomer is reported for all other analytes

new 5/29/18

Sample ID: W1-AF-MW-606-0218

Modified EPA Method 537

Client Data		Laboratory Data	
Name: CH2M Hill	Matrix: Aqueous	Lab Sample: 1800340-08	Column: BEH C18
Project: 695610.04.F1.FS	Date Collected: 16-Feb-18 14:50	Date Received: 20-Feb-18 09:04	
Location: MW-606			

Analyte	Conc. (ng/L)	DL	LOD	LOQ	Qualifiers	Batch	Extracted	Samp Size	Analyzed	Dilution
PFBS	ND	1.87	5.21	8.35		B8B0130	22-Feb-18	0.120 L	28-Feb-18 09:28	1
PFHxA	ND	2.28	5.21	8.35		B8B0130	22-Feb-18	0.120 L	28-Feb-18 09:28	1
PFHpA	ND	0.617	5.21	8.35		B8B0130	22-Feb-18	0.120 L	28-Feb-18 09:28	1
PFHxS	ND	0.989	5.21	8.35		B8B0130	22-Feb-18	0.120 L	28-Feb-18 09:28	1
PFOA	ND	0.680	5.21	8.35		B8B0130	22-Feb-18	0.120 L	28-Feb-18 09:28	1
PFOS	ND	0.843	5.21	8.35		B8B0130	22-Feb-18	0.120 L	28-Feb-18 09:28	1
PFNA	ND	0.846	5.21	8.35		B8B0130	22-Feb-18	0.120 L	28-Feb-18 09:28	1
PFDA	ND	1.56	5.21	8.35		B8B0130	22-Feb-18	0.120 L	28-Feb-18 09:28	1
MeFOSAA	ND	1.72	5.21	8.35		B8B0130	22-Feb-18	0.120 L	28-Feb-18 09:28	1
PFUnA	ND	1.10	5.21	8.35		B8B0130	22-Feb-18	0.120 L	28-Feb-18 09:28	1
EtFOSAA	ND	1.43	5.21	8.35		B8B0130	22-Feb-18	0.120 L	28-Feb-18 09:28	1
PFDoA	ND	0.827	5.21	8.35		B8B0130	22-Feb-18	0.120 L	28-Feb-18 09:28	1
PFTrDA	ND	0.516	5.21	8.35		B8B0130	22-Feb-18	0.120 L	28-Feb-18 09:28	1
PFTeDA	ND	0.788	5.21	8.35		B8B0130	22-Feb-18	0.120 L	28-Feb-18 09:28	1
Labeled Standards	% Recovery	Limits	Qualifiers	Batch	Extracted	Samp Size	Analyzed	Dilution		
13C3-PFBs	96.3	50 - 150		B8B0130	22-Feb-18	0.120 L	28-Feb-18 09:28	1		
13C2-PFHxA	89.6	50 - 150		B8B0130	22-Feb-18	0.120 L	28-Feb-18 09:28	1		
13C4-PFHpA	72.7	50 - 150		B8B0130	22-Feb-18	0.120 L	28-Feb-18 09:28	1		
18O2-PFHxS	89.2	50 - 150		B8B0130	22-Feb-18	0.120 L	28-Feb-18 09:28	1		
13C2-PFOA	63.6	50 - 150		B8B0130	22-Feb-18	0.120 L	28-Feb-18 09:28	1		
13C8-PFOS	82.7	50 - 150		B8B0130	22-Feb-18	0.120 L	28-Feb-18 09:28	1		
13C5-PFNA	77.4	50 - 150		B8B0130	22-Feb-18	0.120 L	28-Feb-18 09:28	1		
13C2-PFDA	73.5	50 - 150		B8B0130	22-Feb-18	0.120 L	28-Feb-18 09:28	1		
d3-MeFOSAA	65.8	50 - 150		B8B0130	22-Feb-18	0.120 L	28-Feb-18 09:28	1		
13C2-PFUnA	70.2	50 - 150		B8B0130	22-Feb-18	0.120 L	28-Feb-18 09:28	1		
d5-EtFOSAA	67.7	50 - 150		B8B0130	22-Feb-18	0.120 L	28-Feb-18 09:28	1		
13C2-PFDoA	56.4	50 - 150		B8B0130	22-Feb-18	0.120 L	28-Feb-18 09:28	1		
13C2-PFTeDA	68.9	50 - 150		B8B0130	22-Feb-18	0.120 L	28-Feb-18 09:28	1		

DL - Detection Limit
 LOD - Limit of Detection
 LOQ - Limit of Quantitation
 LCL-UCL - Lower control limit - upper control limit
 Results reported to the DL
 When reported, PFHxS, PFOA and PFOS include both linear and branched isomers
 Only the linear isomer is reported for all other analytes

new size 1.8

Sample ID: WI-AF-MW-606P-0218

Modified EPA Method 537

Client Data		Laboratory Data	
Name: CH2M Hill	Matrix: Aqueous	Lab Sample: 1800340-09	Column: BEH C18
Project: 695610.04.F1.FS	Date Collected: 16-Feb-18 14:50	Date Received: 20-Feb-18 09:04	
Location: MW-606			

Analyte	Conc. (ng/L)	DL	LOD	LOQ	Qualifiers	Batch	Extracted	Samp Size	Analyzed	Dilution
PFBS	ND	1.89	5.30	8.45		B8B0130	22-Feb-18	0.118 L	28-Feb-18 09:39	I
PFHxA	ND	2.30	5.30	8.45		B8B0130	22-Feb-18	0.118 L	28-Feb-18 09:39	I
PFHpA	ND	0.624	5.30	8.45		B8B0130	22-Feb-18	0.118 L	28-Feb-18 09:39	I
PFHxS	ND	1.00	5.30	8.45		B8B0130	22-Feb-18	0.118 L	28-Feb-18 09:39	I
PFOA	ND	0.687	5.30	8.45		B8B0130	22-Feb-18	0.118 L	28-Feb-18 09:39	I
PFOS	ND	0.852	5.30	8.45		B8B0130	22-Feb-18	0.118 L	28-Feb-18 09:39	I
PFNA	ND	0.855	5.30	8.45		B8B0130	22-Feb-18	0.118 L	28-Feb-18 09:39	I
PFDA	ND	1.57	5.30	8.45		B8B0130	22-Feb-18	0.118 L	28-Feb-18 09:39	I
MeFOSAA	ND	1.74	5.30	8.45		B8B0130	22-Feb-18	0.118 L	28-Feb-18 09:39	I
PFUnA	ND	1.11	5.30	8.45		B8B0130	22-Feb-18	0.118 L	28-Feb-18 09:39	I
EtFOSAA	ND	1.45	5.30	8.45		B8B0130	22-Feb-18	0.118 L	28-Feb-18 09:39	I
PFDoA	ND	0.836	5.30	8.45		B8B0130	22-Feb-18	0.118 L	28-Feb-18 09:39	I
PFTtDA	ND	0.522	5.30	8.45		B8B0130	22-Feb-18	0.118 L	28-Feb-18 09:39	I
PFTeDA	ND	0.797	5.30	8.45		B8B0130	22-Feb-18	0.118 L	28-Feb-18 09:39	I
Labeled Standards	Type	% Recovery	Limits	Qualifiers	Batch	Extracted	Samp Size	Analyzed	Dilution	
13C3-PFBS	IS	104	50 - 150		B8B0130	22-Feb-18	0.118 L	28-Feb-18 09:39	I	
13C2-PFHxA	IS	102	50 - 150		B8B0130	22-Feb-18	0.118 L	28-Feb-18 09:39	I	
13C4-PFHpA	IS	87.3	50 - 150		B8B0130	22-Feb-18	0.118 L	28-Feb-18 09:39	I	
18O2-PFHxS	IS	72.6	50 - 150		B8B0130	22-Feb-18	0.118 L	28-Feb-18 09:39	I	
13C2-PFOA	IS	60.2	50 - 150		B8B0130	22-Feb-18	0.118 L	28-Feb-18 09:39	I	
13C8-PFOS	IS	86.8	50 - 150		B8B0130	22-Feb-18	0.118 L	28-Feb-18 09:39	I	
13C5-PFNA	IS	89.8	50 - 150		B8B0130	22-Feb-18	0.118 L	28-Feb-18 09:39	I	
13C2-PFDA	IS	71.6	50 - 150		B8B0130	22-Feb-18	0.118 L	28-Feb-18 09:39	I	
d3-MeFOSAA	IS	83.7	50 - 150		B8B0130	22-Feb-18	0.118 L	28-Feb-18 09:39	I	
13C2-PFUoA	IS	70.1	50 - 150		B8B0130	22-Feb-18	0.118 L	28-Feb-18 09:39	I	
d5-EtFOSAA	IS	82.0	50 - 150		B8B0130	22-Feb-18	0.118 L	28-Feb-18 09:39	I	
13C2-PFDoA	IS	84.5	50 - 150		B8B0130	22-Feb-18	0.118 L	28-Feb-18 09:39	I	
13C2-PFTeDA	IS	87.5	50 - 150		B8B0130	22-Feb-18	0.118 L	28-Feb-18 09:39	I	

DL - Detection Limit
 LOD - Limit of Detection
 LOQ - Limit of Quantitation
 LCL-UCL- Lower control limit - upper control limit
 Results reported to the DL.
 When reported, PFHxS, PFOA and PFOS include both linear and branched isomers
 Only the linear isomer is reported for all other analytes

5/29/18

Sample ID: WI-AF-FB02-021618

Modified EPA Method 537

Client Data		Laboratory Data	
Name: CH2M Hill	Matrix: Aqueous	Lab Sample: 1800340-10	Column: BEH C18
Project: 695610.04.F1.FS	Date Collected: 16-Feb-18 15:00	Date Received: 20-Feb-18 09:04	
Location: F.B.			

Analyte	Conc. (ng/L)	DL	LOD	LOQ	Qualifiers	Batch	Extracted	Samp Size	Analyzed	Dilution
PFBS	ND	1.82	5.08	8.15		B8B0130	22-Feb-18	0.123 L	28-Feb-18 09:51	1
PFHxA	ND	2.22	5.08	8.15		B8B0130	22-Feb-18	0.123 L	28-Feb-18 09:51	1
PFHpA	ND	0.602	5.08	8.15		B8B0130	22-Feb-18	0.123 L	28-Feb-18 09:51	1
PFHxS	ND	0.965	5.08	8.15		B8B0130	22-Feb-18	0.123 L	28-Feb-18 09:51	1
PFOA	ND	0.663	5.08	8.15		B8B0130	22-Feb-18	0.123 L	28-Feb-18 09:51	1
PFOS	ND	0.822	5.08	8.15		B8B0130	22-Feb-18	0.123 L	28-Feb-18 09:51	1
PFNA	ND	0.825	5.08	8.15		B8B0130	22-Feb-18	0.123 L	28-Feb-18 09:51	1
PFDA	ND	1.52	5.08	8.15		B8B0130	22-Feb-18	0.123 L	28-Feb-18 09:51	1
MeFOSAA	ND	1.68	5.08	8.15		B8B0130	22-Feb-18	0.123 L	28-Feb-18 09:51	1
PFUnA	ND	1.07	5.08	8.15		B8B0130	22-Feb-18	0.123 L	28-Feb-18 09:51	1
EtFOSAA	ND	1.40	5.08	8.15		B8B0130	22-Feb-18	0.123 L	28-Feb-18 09:51	1
PFDoA	ND	0.807	5.08	8.15		B8B0130	22-Feb-18	0.123 L	28-Feb-18 09:51	1
PFTtDA	ND	0.503	5.08	8.15		B8B0130	22-Feb-18	0.123 L	28-Feb-18 09:51	1
PFTeDA	ND	0.769	5.08	8.15		B8B0130	22-Feb-18	0.123 L	28-Feb-18 09:51	1
Labeled Standards	% Recovery	Limits								
13C3-PFBS	98.6	50 - 150								
13C2-PFHxA	83.0	50 - 150								
13C4-PFHpA	85.1	50 - 150								
18O2-PFHxS	91.8	50 - 150								
13C2-PFOA	65.5	50 - 150								
13C8-PFOS	85.4	50 - 150								
13C5-PFNA	81.1	50 - 150								
13C2-PFDA	66.9	50 - 150								
d3-MeFOSAA	71.8	50 - 150								
13C2-PFUnA	64.7	50 - 150								
d5-EtFOSAA	72.2	50 - 150								
13C2-PFDoA	50.9	50 - 150								
13C2-PFTeDA	58.3	50 - 150								

DL - Detection Limit
 LOD - Limit of Detection
 LOQ - Limit of quantitation
 LCL-UCL-Lower control limit - upper control limit
 Results reported to the DL.
 When reported, PFHxS, PFOA and PFOS include both linear and branched isomers.
 Only the linear isomer is reported for all other analytes.

new 5/29/18

Sample ID: WI-AF-MW-607-0218

Modified EPA Method 537

Client Data		Laboratory Data	
Name: CH2M Hill	Matrix: Aqueous	Lab Sample: 1800340-11	Column: BEH C18
Project: 695610.04.FI.FS	Date Collected: 17-Feb-18 11:08	Date Received: 20-Feb-18 09:04	
Location: MW-607			

Analyte	Conc. (ng/L)	DL	LOD	LOQ	Qualifiers	Batch	Extracted	Samp Size	Analyzed	Dilution
PFBS	ND	1.97	5.48	8.80		B8B0130	22-Feb-18	0.114 L	28-Feb-18 10:02	1
PFHxA	ND	2.40	5.48	8.80		B8B0130	22-Feb-18	0.114 L	28-Feb-18 10:02	1
PFHpA	ND	0.650	5.48	8.80		B8B0130	22-Feb-18	0.114 L	28-Feb-18 10:02	1
PFHxS	ND	1.04	5.48	8.80		B8B0130	22-Feb-18	0.114 L	28-Feb-18 10:02	1
PFOA	ND	0.716	5.48	8.80		B8B0130	22-Feb-18	0.114 L	28-Feb-18 10:02	1
PFOS	ND	0.887	5.48	8.80		B8B0130	22-Feb-18	0.114 L	28-Feb-18 10:02	1
PFNA	ND	0.891	5.48	8.80		B8B0130	22-Feb-18	0.114 L	28-Feb-18 10:02	1
PFDA	ND	1.64	5.48	8.80		B8B0130	22-Feb-18	0.114 L	28-Feb-18 10:02	1
MeFOSAA	ND	1.81	5.48	8.80		B8B0130	22-Feb-18	0.114 L	28-Feb-18 10:02	1
PFUnA	ND	1.15	5.48	8.80		B8B0130	22-Feb-18	0.114 L	28-Feb-18 10:02	1
EtFOSAA	ND	1.51	5.48	8.80		B8B0130	22-Feb-18	0.114 L	28-Feb-18 10:02	1
PFDoA	ND	0.871	5.48	8.80		B8B0130	22-Feb-18	0.114 L	28-Feb-18 10:02	1
PFTrDA	ND	0.543	5.48	8.80		B8B0130	22-Feb-18	0.114 L	28-Feb-18 10:02	1
PFTeDA	ND	0.830	5.48	8.80		B8B0130	22-Feb-18	0.114 L	28-Feb-18 10:02	1
Labeled Standards	% Recovery	Limits			Qualifiers	Batch	Extracted	Samp Size	Analyzed	Dilution
13C3-PFBS	94.7	50 - 150				B8B0130	22-Feb-18	0.114 L	28-Feb-18 10:02	1
13C2-PFHxA	95.1	50 - 150				B8B0130	22-Feb-18	0.114 L	28-Feb-18 10:02	1
13C4-PFHpA	77.0	50 - 150				B8B0130	22-Feb-18	0.114 L	28-Feb-18 10:02	1
18O2-PFHxS	71.9	50 - 150				B8B0130	22-Feb-18	0.114 L	28-Feb-18 10:02	1
13C2-PFOA	59.6	50 - 150				B8B0130	22-Feb-18	0.114 L	28-Feb-18 10:02	1
13C8-PFOS	89.1	50 - 150				B8B0130	22-Feb-18	0.114 L	28-Feb-18 10:02	1
13C5-PFNA	70.8	50 - 150				B8B0130	22-Feb-18	0.114 L	28-Feb-18 10:02	1
13C2-PFDA	75.6	50 - 150				B8B0130	22-Feb-18	0.114 L	28-Feb-18 10:02	1
d3-MeFOSAA	68.2	50 - 150				B8B0130	22-Feb-18	0.114 L	28-Feb-18 10:02	1
13C2-PFUnA	54.4	50 - 150				B8B0130	22-Feb-18	0.114 L	28-Feb-18 10:02	1
d5-EtFOSAA	64.2	50 - 150				B8B0130	22-Feb-18	0.114 L	28-Feb-18 10:02	1
13C2-PFDoA	58.0	50 - 150				B8B0130	22-Feb-18	0.114 L	28-Feb-18 10:02	1
13C2-PFTeDA	59.4	50 - 150				B8B0130	22-Feb-18	0.114 L	28-Feb-18 10:02	1

DL - Detection Limit
 LOD - Limit of Detection
 LOQ - Limit of quantitation
 LCL-UCL - Lower control limit - upper control limit
 Results reported to the DL
 When reported, PFHxS, PFOA and PFOS include both linear and branched isomers.
 Only the linear isomer is reported for all other analytes

new 5/29/18

Sample ID: WI-AF-MW-605-0218

Modified EPA Method 537

Client Data		Laboratory Data	
Name: CH2M Hill	Matrix: Aqueous	Lab Sample: 1800340-12	Column: B/H C18
Project: 695610.04.FI.FS	Date Collected: 17-Feb-18 13:00	Date Received: 20-Feb-18 09:04	
Location: MW-605			

Analyte	Conc. (ng/L)	DL	LOD	LOQ	Qualifiers	Batch	Extracted	Samp Size	Analyzed	Dilution
PFBS	ND	1.87	5.21	8.35		B8B0130	22-Feb-18	0.120 L	28-Feb-18 10:14	1
PFHxA	ND	2.28	5.21	8.35		B8B0130	22-Feb-18	0.120 L	28-Feb-18 10:14	1
PFHpA	ND	0.617	5.21	8.35		B8B0130	22-Feb-18	0.120 L	28-Feb-18 10:14	1
PFHxS	ND	0.989	5.21	8.35		B8B0130	22-Feb-18	0.120 L	28-Feb-18 10:14	1
PFOA	ND	0.680	5.21	8.35		B8B0130	22-Feb-18	0.120 L	28-Feb-18 10:14	1
PFOS	ND	0.842	5.21	8.35		B8B0130	22-Feb-18	0.120 L	28-Feb-18 10:14	1
PFNA	ND	0.846	5.21	8.35		B8B0130	22-Feb-18	0.120 L	28-Feb-18 10:14	1
PFDA	ND	1.56	5.21	8.35		B8B0130	22-Feb-18	0.120 L	28-Feb-18 10:14	1
MeFOSAA	ND	1.72	5.21	8.35		B8B0130	22-Feb-18	0.120 L	28-Feb-18 10:14	1
PFUnA	ND	1.10	5.21	8.35		B8B0130	22-Feb-18	0.120 L	28-Feb-18 10:14	1
EtFOSAA	ND	1.43	5.21	8.35		B8B0130	22-Feb-18	0.120 L	28-Feb-18 10:14	1
PFDoA	ND	0.827	5.21	8.35		B8B0130	22-Feb-18	0.120 L	28-Feb-18 10:14	1
PFTtDA	ND	0.516	5.21	8.35		B8B0130	22-Feb-18	0.120 L	28-Feb-18 10:14	1
PFTeDA	ND	0.788	5.21	8.35		B8B0130	22-Feb-18	0.120 L	28-Feb-18 10:14	1

Labeled Standards	Type	% Recovery	Limits	Qualifiers	Batch	Extracted	Samp Size	Analyzed	Dilution
13C3-PFBS	IS	88.5	50 - 150		B8B0130	22-Feb-18	0.120 L	28-Feb-18 10:14	1
13C2-PFHxA	IS	83.0	50 - 150		B8B0130	22-Feb-18	0.120 L	28-Feb-18 10:14	1
13C4-PFHpA	IS	77.8	50 - 150		B8B0130	22-Feb-18	0.120 L	28-Feb-18 10:14	1
18O2-PFHxS	IS	75.0	50 - 150		B8B0130	22-Feb-18	0.120 L	28-Feb-18 10:14	1
13C2-PFOA	IS	61.2	50 - 150		B8B0130	22-Feb-18	0.120 L	28-Feb-18 10:14	1
13C8-PFOS	IS	86.5	50 - 150		B8B0130	22-Feb-18	0.120 L	28-Feb-18 10:14	1
13C5-PFNA	IS	89.2	50 - 150		B8B0130	22-Feb-18	0.120 L	28-Feb-18 10:14	1
13C2-PFDA	IS	79.8	50 - 150		B8B0130	22-Feb-18	0.120 L	28-Feb-18 10:14	1
d3-MeFOSAA	IS	81.1	50 - 150		B8B0130	22-Feb-18	0.120 L	28-Feb-18 10:14	1
13C2-PFUnA	IS	54.6	50 - 150		B8B0130	22-Feb-18	0.120 L	28-Feb-18 10:14	1
d5-EtFOSAA	IS	72.2	50 - 150		B8B0130	22-Feb-18	0.120 L	28-Feb-18 10:14	1
13C2-PFDoA	IS	53.4	50 - 150		B8B0130	22-Feb-18	0.120 L	28-Feb-18 10:14	1
13C2-PFTeDA	IS	65.3	50 - 150		B8B0130	22-Feb-18	0.120 L	28-Feb-18 10:14	1

DL - Detection Limit
 LOD - Limit of Detection
 LOQ - Limit of quantitation
 LCL-UCL - Lower control limit - upper control limit
 Results reported to the DL
 When reported, PFHxS, PFOA and PFOS include both linear and branched isomers
 Only the linear isomer is reported for all other analytes

rev 5/29/18

Sample ID: WI-AF-MW-609-0218

Modified EPA Method 537

Client Data		Laboratory Data	
Name: CH2M Hill	Matrix: Aqueous	Lab Sample: 1800340-13	Column: BEH C18
Project: 695610.04.FI.FS	Date Collected: 17-Feb-18 15:55	Date Received: 20-Feb-18 09:04	
Location: MW-609			

Analyte	Conc. (ng/L)	DL	LOD	LOQ	Qualifiers	Batch	Extracted	Samp Size	Analyzed	Dilution
PFBS	ND	1.87	5.21	8.36		B8B0130	22-Feb-18	0.120 L	28-Feb-18 10:25	I
PFHxA	ND	2.28	5.21	8.36		B8B0130	22-Feb-18	0.120 L	28-Feb-18 10:25	I
PFHpA	ND	0.618	5.21	8.36		B8B0130	22-Feb-18	0.120 L	28-Feb-18 10:25	I
PFHxS	ND	0.990	5.21	8.36		B8B0130	22-Feb-18	0.120 L	28-Feb-18 10:25	I
PFOA	ND	0.681	5.21	8.36		B8B0130	22-Feb-18	0.120 L	28-Feb-18 10:25	I
PFOS	ND	0.844	5.21	8.36		B8B0130	22-Feb-18	0.120 L	28-Feb-18 10:25	I
PFNA	ND	0.847	5.21	8.36		B8B0130	22-Feb-18	0.120 L	28-Feb-18 10:25	I
PFDA	ND	1.56	5.21	8.36		B8B0130	22-Feb-18	0.120 L	28-Feb-18 10:25	I
MeFOSAA	ND	1.73	5.21	8.36		B8B0130	22-Feb-18	0.120 L	28-Feb-18 10:25	I
PFUnA	ND	1.10	5.21	8.36		B8B0130	22-Feb-18	0.120 L	28-Feb-18 10:25	I
EiFOSAA	ND	1.43	5.21	8.36		B8B0130	22-Feb-18	0.120 L	28-Feb-18 10:25	I
PFDoA	ND	0.828	5.21	8.36		B8B0130	22-Feb-18	0.120 L	28-Feb-18 10:25	I
PFTrDA	ND	0.516	5.21	8.36		B8B0130	22-Feb-18	0.120 L	28-Feb-18 10:25	I
PFTeDA	ND	0.789	5.21	8.36		B8B0130	22-Feb-18	0.120 L	28-Feb-18 10:25	I
Labeled Standards	Type	% Recovery	Limits	Qualifiers	Batch	Extracted	Samp Size	Analyzed	Dilution	
13C3-PFBS	IS	86.3	50 - 150		B8B0130	22-Feb-18	0.120 L	28-Feb-18 10:25	I	
13C2-PFHxA	IS	89.2	50 - 150		B8B0130	22-Feb-18	0.120 L	28-Feb-18 10:25	I	
13C4-PFHpA	IS	75.4	50 - 150		B8B0130	22-Feb-18	0.120 L	28-Feb-18 10:25	I	
18O2-PFHxS	IS	96.5	50 - 150		B8B0130	22-Feb-18	0.120 L	28-Feb-18 10:25	I	
13C2-PFOA	IS	64.0	50 - 150		B8B0130	22-Feb-18	0.120 L	28-Feb-18 10:25	I	
13C8-PFOS	IS	77.8	50 - 150		B8B0130	22-Feb-18	0.120 L	28-Feb-18 10:25	I	
13C5-PFNA	IS	86.5	50 - 150		B8B0130	22-Feb-18	0.120 L	28-Feb-18 10:25	I	
13C2-PFDA	IS	84.9	50 - 150		B8B0130	22-Feb-18	0.120 L	28-Feb-18 10:25	I	
d3-MeFOSAA	IS	69.3	50 - 150		B8B0130	22-Feb-18	0.120 L	28-Feb-18 10:25	I	
13C2-PFUnA	IS	62.1	50 - 150		B8B0130	22-Feb-18	0.120 L	28-Feb-18 10:25	I	
d5-EiFOSAA	IS	62.0	50 - 150		B8B0130	22-Feb-18	0.120 L	28-Feb-18 10:25	I	
13C2-PFDoA	IS	44.8	50 - 150		B8B0130	22-Feb-18	0.120 L	28-Feb-18 10:25	I	
13C2-PFTeDA	IS	61.5	50 - 150		B8B0130	22-Feb-18	0.120 L	28-Feb-18 10:25	I	

DL - Detection Limit
 LOD - Limit of Detection
 LOQ - Limit of quantitation
 LCL-UCL - Lower control limit - upper control limit
 Results reported to the DL
 When reported, PFHxS, PFOA and PFOS include both linear and branched isomers
 Only the linear isomer is reported for all other analytes

ISL

WJ

new 5/29/18

LOCATION_NAME	SITE_NAME	INSTALLATION_ID	LOCATION_TYPE	LOCATION_TYPE_DESC	SDG	COORD_X	COORD_Y	SAMPLE_MATRIX_DESC	SAMPLE_NAME	SAMPLE_MATRIX	COLLECT_DATE	ANALYTICAL_METHOD_GRP_DESC
WI-AF-MW-605	AREA 16 - RUNWAY DITCHES	WHIDBEY_ISLAND_NAS	WLM	Monitoring well	1800340	1200073.91	496011.65	Ground water	WI-AF-MW-605-0218	WG	17-Feb-18	Perfluoroalkyl Compounds