Navy_CLEAN_PFAS_FOIA_request_covers.indd

NAVFAC
Naval Facilities Engineering Command

Groundwater Sample Results, Level 2 Laboratory Report, Level 4 Laboratory Report, Electronic Data Deliverable, Data Validation Report, and the Sample Location Report, SDG 1800342

Naval Air Station Whidbey Island
Oak Harbor, Washington

June 2019

APPROVED FOR PUBLIC RELEASE; DISTRIBUTION UNLIMITED

March 12, 2018

Vista Work Order No. 1800342

Ms. Tiffany Hill
CH2M Hill
1100 NE Circle Blvd. Suite 300
Corvallis, OR 97330

Dear Ms. Hill,

Enclosed are the results for the sample set received at Vista Analytical Laboratory on February 20, 2018. This sample set was analyzed on a rush turn-around time, under your Project Name '695610.04.FI.FS'.

Vista Analytical Laboratory is committed to serving you effectively. If you require additional information, please contact me at 916-673-1520 or by email at mmaier@vista-analytical.com.

Thank you for choosing Vista as part of your analytical support team.

Sincerely,

Martha Maier
Laboratory Director

Vista Analytical Laboratory certifies that the report herein meets all the requirements set forth by NELAP for those applicable test methods. Results relate only to the samples as received by the laboratory. This report should not be reproduced except in full without the written approval of Vista.

Vista Work Order No. 1800342
Case Narrative

Sample Condition on Receipt:

Twenty-one aqueous samples were received in good condition and within the method temperature requirements. The samples were received and stored securely in accordance with Vista standard operating procedures and EPA methodology.

Analytical Notes:

Modified EPA Method 537

Samples "WI-AF-MW-N2-9-0218", "WI-AF-MW-N2-9P-0218", "WI-AF-MW-N2-3-0218", "WI-AF-MW-N2-8-0218" and "WI-AF-4-MW-3-0218" contained particulate and were centrifuged prior to extraction.

The samples were extracted and analyzed for a selected list of PFAS using Modified EPA Method 537.

Holding Times

The samples were extracted and analyzed within the method hold times.

Quality Control

The Initial Calibrations met the method acceptance criteria for all associated analytes. The recoveries of PFTeDA were >130% in two Continuing Calibration Verifications and the recoveries of PFTrDA, PFHpS and PFDS were > 130% in one Continuing Calibration Verification. These analytes were not detected in the samples. The acceptance criteria was met for all other analytes.

A Method Blank and Ongoing Precision and Recovery (OPR) sample were extracted and analyzed with the preparation batch. No analytes were detected in the Method Blank above 1/2 the LOQ. The OPR recovey of PFTrDA was >130%. The analyte was not detected in the samples. All other analytes were within the method acceptance criteria.

The extract of sample "WI-AF-EB04-N2-9-021318" was re-injected because one or more Injection Internal Standard Analyte response areas were outside of criteria. The area criteria passed for the second injection and the results from the re-injection have been reported.

The extract of sample "WI-AF-FB01-021718" was re-injected because it followed an extract with an analyte with a concentration greater than the highest point in the calibration curve. The results from the re-injection have been reported.

The labeled standard recoveries outside the acceptance criteria are listed in the table below.

As requested, an MS/MSD was performed on sample "WI-AF-MW-N2-9-0218". The MS/MSD recoveries and/or RPDs were out of the acceptance criteria for PFOS and PFNA.

QC Anomalies

LabNumber	SampleName	Analysis	Analyte	Flag	%Rec
1800342-03	WI-AF-FB01-021318	Modified EPA Method 537	13C2-PFDoA	H	44.4
1800342-12	WI-AF-EB01-021618	Modified EPA Method 537	13C2-PFUnA	H	48.5
1800342-13	WI-AF-MW-N2-8-0218	Modified EPA Method 537	13C2-PFDoA	H	44.5
1800342-14	WI-AF-MW-201-0218	Modified EPA Method 537	13C2-PFDoA	H	49.1
1800342-16	WI-AF-4-MW-3-0218	Modified EPA Method 537	13C2-PFDoA	H	49.8
1800342-16	WI-AF-4-MW-3-0218	Modified EPA Method 537	13C2-PFTeDA	H	46.6
1800342-17	WI-AF-EB01-021718	Modified EPA Method 537	13C2-PFTeDA	H	46.0

H = Recovery was outside laboratory acceptance criteria.

TABLE OF CONTENTS

Case Narrative..... 1

Table of Contents..... 4

Sample Inventory..... 5

Analytical Results..... 7

Qualifiers..... 34

Certifications..... 35

Sample Receipt..... 36

Sample Inventory Report

Vista Sample ID	Client Sample ID		Sampled	Received	Components/Containers
1800342-01	WI-AF-29-MW-4-0218		13-Feb-18 13:50	20-Feb-18 09:04	HDPE Bottle, 125 mL
					HDPE Bottle, 125 mL
1800342-02	WI-AF-29-MW-4P-0218		13-Feb-18 13:55	20-Feb-18 09:04	HDPE Bottle, 125 mL
					HDPE Bottle, 125 mL
1800342-03	WI-AF-FB01-021318		13-Feb-18 14:00	20-Feb-18 09:04	HDPE Bottle, 125 mL
					HDPE Bottle, 125 mL
1800342-04	WI-AF-EB01-021318		13-Feb-18 14:15	20-Feb-18 09:04	HDPE Bottle, 125 mL
					HDPE Bottle, 125 mL
1800342-05	WI-AF-EB03-021318		13-Feb-18 14:20	20-Feb-18 09:04	HDPE Bottle, 125 mL
					HDPE Bottle, 125 mL
1800342-06	WI-AF-EB04-021318		13-Feb-18 14:25	20-Feb-18 09:04	HDPE Bottle, 125 mL
					HDPE Bottle, 125 mL
1800342-07	WI-AF-MW-N2-9-0218	MS/MSD	15-Feb-18 13:05	20-Feb-18 09:04	HDPE Bottle, 125 mL
					HDPE Bottle, 125 mL
					HDPE Bottle, 125 mL
					HDPE Bottle, 125 mL
					HDPE Bottle, 125 mL
					HDPE Bottle, 125 mL
1800342-08	WI-AF-MW-N2-9P-0218		15-Feb-18 13:10	20-Feb-18 09:04	HDPE Bottle, 125 mL
					HDPE Bottle, 125 mL
1800342-09	WI-AF-FB01-021518		15-Feb-18 13:15	20-Feb-18 09:04	HDPE Bottle, 125 mL
					HDPE Bottle, 125 mL
1800342-10	WI-AF-MW-N2-7S-0218		15-Feb-18 16:00	20-Feb-18 09:04	HDPE Bottle, 125 mL
					HDPE Bottle, 125 mL
1800342-11	WI-AF-MW-N2-3-0218		16-Feb-18 12:40	20-Feb-18 09:04	HDPE Bottle, 125 mL
					HDPE Bottle, 125 mL
1800342-12	WI-AF-EB01-021618		16-Feb-18 14:55	20-Feb-18 09:04	HDPE Bottle, 125 mL
					HDPE Bottle, 125 mL
1800342-13	WI-AF-MW-N2-8-0218		16-Feb-18 17:40	20-Feb-18 09:04	HDPE Bottle, 125 mL
					HDPE Bottle, 125 mL
1800342-14	WI-AF-MW-201-0218		17-Feb-18 14:50	20-Feb-18 09:04	HDPE Bottle, 125 mL
					HDPE Bottle, 125 mL
1800342-15	WI-AF-FB01-021718		17-Feb-18 14:55	20-Feb-18 09:04	HDPE Bottle, 125 mL
					HDPE Bottle, 125 mL
1800342-16	WI-AF-4-MW-3-0218		17-Feb-18 13:35	20-Feb-18 09:04	HDPE Bottle, 125 mL
					HDPE Bottle, 125 mL
1800342-17	WI-AF-EB01-021718		17-Feb-18 16:45	20-Feb-18 09:04	HDPE Bottle, 125 mL
					HDPE Bottle, 125 mL
1800342-18	WI-AF-N2-6C-0218		18-Feb-18 11:40	20-Feb-18 09:04	HDPE Bottle, 125 mL

Vista Project: 1800342

Client Project: 695610.04.FI.FS

Sample Inventory Report

Vista Sample ID	Client Sample ID	Sampled	Received	Components/Containers
1800342-18	WI-AF-N2-6C-0218	18-Feb-18 11:40	20-Feb-18 09:04	HDPE Bottle, 125 mL
1800342-19	WI-AF-FB01-021818	18-Feb-18 11:45	20-Feb-18 09:04	HDPE Bottle, 125 mL
				HDPE Bottle, 125 mL
1800342-20	WI-AF-MW-200-0218	18-Feb-18 11:50	20-Feb-18 09:04	HDPE Bottle, 125 mL
				HDPE Bottle, 125 mL
1800342-21	WI-AF-EB01-021818	18-Feb-18 12:10	20-Feb-18 09:04	HDPE Bottle, 125 mL
				HDPE Bottle, 125 mL

ANALYTICAL RESULTS

Sample ID: Method Blank

Modified EPA Method 537

Client Data

Name: CH2M Hill
Project: 695610.04.FI.FS
Matrix: Aqueous

Laboratory Data

Lab Sample: B8B0130-BLK1
Column: BEH C18

Analyte	Conc. (ng/L)	DL	LOD	LOQ	Qualifiers	Batch	Extracted	Samp Size	Analyzed	Dilution
PFBS	ND	1.79	5.00	8.00		B8B0130	22-Feb-18	0.125 L	28-Feb-18 06:58	1
PFHxA	ND	2.18	5.00	8.00		B8B0130	22-Feb-18	0.125 L	28-Feb-18 06:58	1
PFHpA	ND	0.591	5.00	8.00		B8B0130	22-Feb-18	0.125 L	28-Feb-18 06:58	1
PFHxS	ND	0.947	5.00	8.00		B8B0130	22-Feb-18	0.125 L	28-Feb-18 06:58	1
PFOA	ND	0.651	5.00	8.00		B8B0130	22-Feb-18	0.125 L	28-Feb-18 06:58	1
PFOS	ND	0.807	5.00	8.00		B8B0130	22-Feb-18	0.125 L	28-Feb-18 06:58	1
PFNA	ND	0.810	5.00	8.00		B8B0130	22-Feb-18	0.125 L	28-Feb-18 06:58	1
PFDA	ND	1.49	5.00	8.00		B8B0130	22-Feb-18	0.125 L	28-Feb-18 06:58	1
MeFOSAA	ND	1.65	5.00	8.00		B8B0130	22-Feb-18	0.125 L	28-Feb-18 06:58	1
PFUnA	ND	1.05	5.00	8.00		B8B0130	22-Feb-18	0.125 L	28-Feb-18 06:58	1
EtFOSAA	ND	1.37	5.00	8.00		B8B0130	22-Feb-18	0.125 L	28-Feb-18 06:58	1
PFDoA	ND	0.792	5.00	8.00		B8B0130	22-Feb-18	0.125 L	28-Feb-18 06:58	1
PFTrDA	ND	0.494	5.00	8.00		B8B0130	22-Feb-18	0.125 L	28-Feb-18 06:58	1
PFTeDA	ND	0.755	5.00	8.00		B8B0130	22-Feb-18	0.125 L	28-Feb-18 06:58	1

Labeled Standards	Type	% Recovery	Limits	Qualifiers	Batch	Extracted	Samp Size	Analyzed	Dilution
13C3-PFBS	IS	98.5	50 - 150		B8B0130	22-Feb-18	0.125 L	28-Feb-18 06:58	1
13C2-PFHxA	IS	91.8	50 - 150		B8B0130	22-Feb-18	0.125 L	28-Feb-18 06:58	1
13C4-PFHpA	IS	81.5	50 - 150		B8B0130	22-Feb-18	0.125 L	28-Feb-18 06:58	1
18O2-PFHxS	IS	74.8	50 - 150		B8B0130	22-Feb-18	0.125 L	28-Feb-18 06:58	1
13C2-PFOA	IS	74.1	50 - 150		B8B0130	22-Feb-18	0.125 L	28-Feb-18 06:58	1
13C8-PFOS	IS	71.6	50 - 150		B8B0130	22-Feb-18	0.125 L	28-Feb-18 06:58	1
13C5-PFNA	IS	78.9	50 - 150		B8B0130	22-Feb-18	0.125 L	28-Feb-18 06:58	1
13C2-PFDA	IS	74.7	50 - 150		B8B0130	22-Feb-18	0.125 L	28-Feb-18 06:58	1
d3-MeFOSAA	IS	66.6	50 - 150		B8B0130	22-Feb-18	0.125 L	28-Feb-18 06:58	1
13C2-PFUnA	IS	73.6	50 - 150		B8B0130	22-Feb-18	0.125 L	28-Feb-18 06:58	1
d5-EtFOSAA	IS	63.4	50 - 150		B8B0130	22-Feb-18	0.125 L	28-Feb-18 06:58	1
13C2-PFDoA	IS	58.1	50 - 150		B8B0130	22-Feb-18	0.125 L	28-Feb-18 06:58	1
13C2-PFTeDA	IS	86.1	50 - 150		B8B0130	22-Feb-18	0.125 L	28-Feb-18 06:58	1

DL - Detection Limit
LOD - Limit of Detection
LOQ - Limit of quantitation
LCL-UCL- Lower control limit - upper control limit
Results reported to the DL.
When reported, PFHxS, PFOA and PFOS include both linear and branched isomers.
Only the linear isomer is reported for all other analytes.

Sample ID: OPR **Modified EPA Method 537**

Client Data

Name: CH2M Hill
Project: 695610.04.FI.FS
Matrix: Aqueous

Laboratory Data

Lab Sample: B8B0130-BS1
Column: BEH C18

Analyte	Amt Found (ng/L)	Spike Amt	% Rec	Limits	Qualifiers	Batch	Extracted	Samp Size	Analyzed	Dilution
PFBS	82.8	80.0	103	70-130		B8B0130	22-Feb-18	0.125 L	28-Feb-18 06:47	1
PFHxA	79.5	80.0	99.4	70-130		B8B0130	22-Feb-18	0.125 L	28-Feb-18 06:47	1
PFHpA	97.5	80.0	122	70-130		B8B0130	22-Feb-18	0.125 L	28-Feb-18 06:47	1
PFHxS	87.1	80.0	109	70-130		B8B0130	22-Feb-18	0.125 L	28-Feb-18 06:47	1
PFOA	88.8	80.0	111	70-130		B8B0130	22-Feb-18	0.125 L	28-Feb-18 06:47	1
PFOS	101	80.0	126	70-130		B8B0130	22-Feb-18	0.125 L	28-Feb-18 06:47	1
PFNA	94.5	80.0	118	70-130		B8B0130	22-Feb-18	0.125 L	28-Feb-18 06:47	1
PFDA	82.1	80.0	103	70-130		B8B0130	22-Feb-18	0.125 L	28-Feb-18 06:47	1
MeFOSAA	64.9	80.0	81.2	70-130		B8B0130	22-Feb-18	0.125 L	28-Feb-18 06:47	1
PFUnA	92.7	80.0	116	70-130		B8B0130	22-Feb-18	0.125 L	28-Feb-18 06:47	1
EtFOSAA	81.8	80.0	102	70-130		B8B0130	22-Feb-18	0.125 L	28-Feb-18 06:47	1
PFDoA	86.7	80.0	108	70-130		B8B0130	22-Feb-18	0.125 L	28-Feb-18 06:47	1
PFTrDA	89.3	80.0	112	60-130		B8B0130	22-Feb-18	0.125 L	28-Feb-18 06:47	1
PFTeDA	77.8	80.0	97.2	70-130		B8B0130	22-Feb-18	0.125 L	28-Feb-18 06:47	1

Labeled Standards	Type	% Rec	Limits	Qualifiers	Batch	Extracted	Samp Size	Analyzed	Dilution
13C3-PFBS	IS	100	50- 150		B8B0130	22-Feb-18	0.125 L	28-Feb-18 06:47	1
13C2-PFHxA	IS	93.1	50- 150		B8B0130	22-Feb-18	0.125 L	28-Feb-18 06:47	1
13C4-PFHpA	IS	77.5	50- 150		B8B0130	22-Feb-18	0.125 L	28-Feb-18 06:47	1
18O2-PFHxS	IS	85.1	50- 150		B8B0130	22-Feb-18	0.125 L	28-Feb-18 06:47	1
13C2-PFOA	IS	64.2	50- 150		B8B0130	22-Feb-18	0.125 L	28-Feb-18 06:47	1
13C8-PFOS	IS	90.8	50- 150		B8B0130	22-Feb-18	0.125 L	28-Feb-18 06:47	1
13C5-PFNA	IS	83.0	50- 150		B8B0130	22-Feb-18	0.125 L	28-Feb-18 06:47	1
13C2-PFDA	IS	71.3	50- 150		B8B0130	22-Feb-18	0.125 L	28-Feb-18 06:47	1
d3-MeFOSAA	IS	81.4	50- 150		B8B0130	22-Feb-18	0.125 L	28-Feb-18 06:47	1
13C2-PFUnA	IS	66.4	50- 150		B8B0130	22-Feb-18	0.125 L	28-Feb-18 06:47	1
d5-EtFOSAA	IS	62.5	50- 150		B8B0130	22-Feb-18	0.125 L	28-Feb-18 06:47	1
13C2-PFDoA	IS	69.4	50- 150		B8B0130	22-Feb-18	0.125 L	28-Feb-18 06:47	1
13C2-PFTeDA	IS	92.0	50- 150		B8B0130	22-Feb-18	0.125 L	28-Feb-18 06:47	1

Sample ID: Method Blank

Modified EPA Method 537

Client Data

Name: CH2M Hill
Project: 695610.04.FI.FS

Matrix: Aqueous

Laboratory Data

Lab Sample: B8B0132-BLK1
Column: BEH C18

Analyte	Conc. (ng/L)	DL	LOD	LOQ	Qualifiers	Batch	Extracted	Samp Size	Analyzed	Dilution
PFBS	ND	1.79	5.00	8.00		B8B0132	21-Feb-18	0.125 L	24-Feb-18 15:17	1
PFHxA	ND	2.18	5.00	8.00		B8B0132	21-Feb-18	0.125 L	24-Feb-18 15:17	1
PFHpA	ND	0.591	5.00	8.00		B8B0132	21-Feb-18	0.125 L	24-Feb-18 15:17	1
PFHxS	ND	0.947	5.00	8.00		B8B0132	21-Feb-18	0.125 L	24-Feb-18 15:17	1
PFOA	0.848	0.651	5.00	8.00	J	B8B0132	21-Feb-18	0.125 L	24-Feb-18 15:17	1
PFOS	ND	0.807	5.00	8.00		B8B0132	21-Feb-18	0.125 L	24-Feb-18 15:17	1
PFNA	ND	0.810	5.00	8.00		B8B0132	21-Feb-18	0.125 L	24-Feb-18 15:17	1
PFDA	ND	1.49	5.00	8.00		B8B0132	21-Feb-18	0.125 L	24-Feb-18 15:17	1
MeFOSAA	ND	1.65	5.00	8.00		B8B0132	21-Feb-18	0.125 L	24-Feb-18 15:17	1
PFUnA	ND	1.05	5.00	8.00		B8B0132	21-Feb-18	0.125 L	24-Feb-18 15:17	1
EtFOSAA	ND	1.37	5.00	8.00		B8B0132	21-Feb-18	0.125 L	24-Feb-18 15:17	1
PFDoA	ND	0.792	5.00	8.00		B8B0132	21-Feb-18	0.125 L	24-Feb-18 15:17	1
PFTrDA	ND	0.494	5.00	8.00		B8B0132	21-Feb-18	0.125 L	24-Feb-18 15:17	1
PFTeDA	ND	0.755	5.00	8.00		B8B0132	21-Feb-18	0.125 L	24-Feb-18 15:17	1

Labeled Standards	Type	% Recovery	Limits	Qualifiers	Batch	Extracted	Samp Size	Analyzed	Dilution
13C3-PFBS	IS	110	50 - 150		B8B0132	21-Feb-18	0.125 L	24-Feb-18 15:17	1
13C2-PFHxA	IS	90.1	50 - 150		B8B0132	21-Feb-18	0.125 L	24-Feb-18 15:17	1
13C4-PFHpA	IS	85.1	50 - 150		B8B0132	21-Feb-18	0.125 L	24-Feb-18 15:17	1
18O2-PFHxS	IS	89.0	50 - 150		B8B0132	21-Feb-18	0.125 L	24-Feb-18 15:17	1
13C2-PFOA	IS	82.0	50 - 150		B8B0132	21-Feb-18	0.125 L	24-Feb-18 15:17	1
13C8-PFOS	IS	81.0	50 - 150		B8B0132	21-Feb-18	0.125 L	24-Feb-18 15:17	1
13C5-PFNA	IS	78.9	50 - 150		B8B0132	21-Feb-18	0.125 L	24-Feb-18 15:17	1
13C2-PFDA	IS	67.8	50 - 150		B8B0132	21-Feb-18	0.125 L	24-Feb-18 15:17	1
d3-MeFOSAA	IS	68.4	50 - 150		B8B0132	21-Feb-18	0.125 L	24-Feb-18 15:17	1
13C2-PFUnA	IS	63.7	50 - 150		B8B0132	21-Feb-18	0.125 L	24-Feb-18 15:17	1
d5-EtFOSAA	IS	85.1	50 - 150		B8B0132	21-Feb-18	0.125 L	24-Feb-18 15:17	1
13C2-PFDoA	IS	59.9	50 - 150		B8B0132	21-Feb-18	0.125 L	24-Feb-18 15:17	1
13C2-PFTeDA	IS	68.4	50 - 150		B8B0132	21-Feb-18	0.125 L	24-Feb-18 15:17	1

DL - Detection Limit
LOD - Limit of Detection
LOQ - Limit of quantitation
LCL-UCL- Lower control limit - upper control limit
Results reported to the DL.
When reported, PFHxS, PFOA and PFOS include both linear and branched isomers.
Only the linear isomer is reported for all other analytes.

Sample ID: OPR **Modified EPA Method 537**

Client Data

Name: CH2M Hill
Project: 695610.04.FI.FS

Matrix: Aqueous

Laboratory Data

Lab Sample: B8B0132-BS1 Column: BEH C18

Analyte	Amt Found (ng/L)	Spike Amt	% Rec	Limits	Qualifiers	Batch	Extracted	Samp Size	Analyzed	Dilution
PFBS	91.0	80.0	114	70-130		B8B0132	21-Feb-18	0.125 L	24-Feb-18 15:05	1
PFHxA	82.0	80.0	103	70-130		B8B0132	21-Feb-18	0.125 L	24-Feb-18 15:05	1
PFHpA	83.6	80.0	105	70-130		B8B0132	21-Feb-18	0.125 L	24-Feb-18 15:05	1
PFHxS	73.9	80.0	92.3	70-130		B8B0132	21-Feb-18	0.125 L	24-Feb-18 15:05	1
PFOA	87.0	80.0	109	70-130	B	B8B0132	21-Feb-18	0.125 L	24-Feb-18 15:05	1
PFOS	80.2	80.0	100	70-130		B8B0132	21-Feb-18	0.125 L	24-Feb-18 15:05	1
PFNA	91.5	80.0	114	70-130		B8B0132	21-Feb-18	0.125 L	24-Feb-18 15:05	1
PFDA	66.6	80.0	83.2	70-130		B8B0132	21-Feb-18	0.125 L	24-Feb-18 15:05	1
MeFOSAA	73.8	80.0	92.2	70-130		B8B0132	21-Feb-18	0.125 L	24-Feb-18 15:05	1
PFUnA	81.2	80.0	102	70-130		B8B0132	21-Feb-18	0.125 L	24-Feb-18 15:05	1
EtFOSAA	76.5	80.0	95.6	70-130		B8B0132	21-Feb-18	0.125 L	24-Feb-18 15:05	1
PFDoA	72.4	80.0	90.5	70-130		B8B0132	21-Feb-18	0.125 L	24-Feb-18 15:05	1
PFTrDA	109	80.0	136	60-130	H	B8B0132	21-Feb-18	0.125 L	24-Feb-18 15:05	1
PFTeDA	97.0	80.0	121	70-130		B8B0132	21-Feb-18	0.125 L	24-Feb-18 15:05	1

Labeled Standards	Type	% Rec	Limits	Qualifiers	Batch	Extracted	Samp Size	Analyzed	Dilution
13C3-PFBS	IS	87.6	50- 150		B8B0132	21-Feb-18	0.125 L	24-Feb-18 15:05	1
13C2-PFHxA	IS	91.7	50- 150		B8B0132	21-Feb-18	0.125 L	24-Feb-18 15:05	1
13C4-PFHpA	IS	94.0	50- 150		B8B0132	21-Feb-18	0.125 L	24-Feb-18 15:05	1
18O2-PFHxS	IS	101	50- 150		B8B0132	21-Feb-18	0.125 L	24-Feb-18 15:05	1
13C2-PFOA	IS	93.7	50- 150		B8B0132	21-Feb-18	0.125 L	24-Feb-18 15:05	1
13C8-PFOS	IS	93.5	50- 150		B8B0132	21-Feb-18	0.125 L	24-Feb-18 15:05	1
13C5-PFNA	IS	79.3	50- 150		B8B0132	21-Feb-18	0.125 L	24-Feb-18 15:05	1
13C2-PFDA	IS	90.1	50- 150		B8B0132	21-Feb-18	0.125 L	24-Feb-18 15:05	1
d3-MeFOSAA	IS	95.4	50- 150		B8B0132	21-Feb-18	0.125 L	24-Feb-18 15:05	1
13C2-PFUnA	IS	73.2	50- 150		B8B0132	21-Feb-18	0.125 L	24-Feb-18 15:05	1
d5-EtFOSAA	IS	105	50- 150		B8B0132	21-Feb-18	0.125 L	24-Feb-18 15:05	1
13C2-PFDoA	IS	73.8	50- 150		B8B0132	21-Feb-18	0.125 L	24-Feb-18 15:05	1
13C2-PFTeDA	IS	73.0	50- 150		B8B0132	21-Feb-18	0.125 L	24-Feb-18 15:05	1

Sample ID: WI-AF-29-MW-4-0218

Modified EPA Method 537

Client Data

Name: CH2M Hill
Project: 695610.04.FI.FS
Matrix: Aqueous
Date Collected: 13-Feb-18 13:50

Laboratory Data

Lab Sample: 1800342-01
Date Received: 20-Feb-18 09:04
Column: BEH C18

Analyte	Conc. (ng/L)	DL	LOD	LOQ	Qualifiers	Batch	Extracted	Samp Size	Analyzed	Dilution
PFBS	ND	1.82	5.08	8.15		B8B0132	21-Feb-18	0.123 L	24-Feb-18 15:51	1
PFHxA	ND	2.22	5.08	8.15		B8B0132	21-Feb-18	0.123 L	24-Feb-18 15:51	1
PFHpA	ND	0.602	5.08	8.15		B8B0132	21-Feb-18	0.123 L	24-Feb-18 15:51	1
PFHxS	ND	0.965	5.08	8.15		B8B0132	21-Feb-18	0.123 L	24-Feb-18 15:51	1
PFOA	ND	0.663	5.08	8.15		B8B0132	21-Feb-18	0.123 L	24-Feb-18 15:51	1
PFOS	ND	0.822	5.08	8.15		B8B0132	21-Feb-18	0.123 L	24-Feb-18 15:51	1
PFNA	ND	0.825	5.08	8.15		B8B0132	21-Feb-18	0.123 L	24-Feb-18 15:51	1
PFDA	ND	1.52	5.08	8.15		B8B0132	21-Feb-18	0.123 L	24-Feb-18 15:51	1
MeFOSAA	ND	1.68	5.08	8.15		B8B0132	21-Feb-18	0.123 L	24-Feb-18 15:51	1
PFUnA	ND	1.07	5.08	8.15		B8B0132	21-Feb-18	0.123 L	24-Feb-18 15:51	1
EtFOSAA	ND	1.40	5.08	8.15		B8B0132	21-Feb-18	0.123 L	24-Feb-18 15:51	1
PFDoA	ND	0.807	5.08	8.15		B8B0132	21-Feb-18	0.123 L	24-Feb-18 15:51	1
PFTrDA	ND	0.503	5.08	8.15		B8B0132	21-Feb-18	0.123 L	24-Feb-18 15:51	1
PFTeDA	ND	0.769	5.08	8.15		B8B0132	21-Feb-18	0.123 L	24-Feb-18 15:51	1

Labeled Standards	Type	% Recovery	Limits	Qualifiers	Batch	Extracted	Samp Size	Analyzed	Dilution
13C3-PFBS	IS	99.1	50 - 150		B8B0132	21-Feb-18	0.123 L	24-Feb-18 15:51	1
13C2-PFHxA	IS	84.7	50 - 150		B8B0132	21-Feb-18	0.123 L	24-Feb-18 15:51	1
13C4-PFHpA	IS	77.5	50 - 150		B8B0132	21-Feb-18	0.123 L	24-Feb-18 15:51	1
18O2-PFHxS	IS	83.2	50 - 150		B8B0132	21-Feb-18	0.123 L	24-Feb-18 15:51	1
13C2-PFOA	IS	85.3	50 - 150		B8B0132	21-Feb-18	0.123 L	24-Feb-18 15:51	1
13C8-PFOS	IS	78.4	50 - 150		B8B0132	21-Feb-18	0.123 L	24-Feb-18 15:51	1
13C5-PFNA	IS	84.1	50 - 150		B8B0132	21-Feb-18	0.123 L	24-Feb-18 15:51	1
13C2-PFDA	IS	81.3	50 - 150		B8B0132	21-Feb-18	0.123 L	24-Feb-18 15:51	1
d3-MeFOSAA	IS	70.8	50 - 150		B8B0132	21-Feb-18	0.123 L	24-Feb-18 15:51	1
13C2-PFUnA	IS	64.1	50 - 150		B8B0132	21-Feb-18	0.123 L	24-Feb-18 15:51	1
d5-EtFOSAA	IS	87.7	50 - 150		B8B0132	21-Feb-18	0.123 L	24-Feb-18 15:51	1
13C2-PFDoA	IS	67.7	50 - 150		B8B0132	21-Feb-18	0.123 L	24-Feb-18 15:51	1
13C2-PFTeDA	IS	71.2	50 - 150		B8B0132	21-Feb-18	0.123 L	24-Feb-18 15:51	1

DL - Detection Limit
LOD - Limit of Detection
LOQ - Limit of quantitation
LCL-UCL- Lower control limit - upper control limit
Results reported to the DL.
When reported, PFHxS, PFOA and PFOS include both linear and branched isomers.
Only the linear isomer is reported for all other analytes.

Sample ID: WI-AF-29-MW-4P-0218

Modified EPA Method 537

Client Data

Name: CH2M Hill
Project: 695610.04.FI.FS
Matrix: Aqueous
Date Collected: 13-Feb-18 13:55

Laboratory Data

Lab Sample: 1800342-02
Date Received: 20-Feb-18 09:04
Column: BEH C18

Analyte	Conc. (ng/L)	DL	LOD	LOQ	Qualifiers	Batch	Extracted	Samp Size	Analyzed	Dilution
PFBS	ND	1.91	5.34	8.56		B8B0132	21-Feb-18	0.117 L	24-Feb-18 16:02	1
PFHxA	ND	2.33	5.34	8.56		B8B0132	21-Feb-18	0.117 L	24-Feb-18 16:02	1
PFHpA	ND	0.632	5.34	8.56		B8B0132	21-Feb-18	0.117 L	24-Feb-18 16:02	1
PFHxS	ND	1.01	5.34	8.56		B8B0132	21-Feb-18	0.117 L	24-Feb-18 16:02	1
PFOA	1.01	0.696	5.34	8.56	J, B	B8B0132	21-Feb-18	0.117 L	24-Feb-18 16:02	1
PFOS	ND	0.863	5.34	8.56		B8B0132	21-Feb-18	0.117 L	24-Feb-18 16:02	1
PFNA	ND	0.866	5.34	8.56		B8B0132	21-Feb-18	0.117 L	24-Feb-18 16:02	1
PFDA	ND	1.59	5.34	8.56		B8B0132	21-Feb-18	0.117 L	24-Feb-18 16:02	1
MeFOSAA	ND	1.76	5.34	8.56		B8B0132	21-Feb-18	0.117 L	24-Feb-18 16:02	1
PFUnA	ND	1.12	5.34	8.56		B8B0132	21-Feb-18	0.117 L	24-Feb-18 16:02	1
EtFOSAA	ND	1.47	5.34	8.56		B8B0132	21-Feb-18	0.117 L	24-Feb-18 16:02	1
PFDoA	ND	0.847	5.34	8.56		B8B0132	21-Feb-18	0.117 L	24-Feb-18 16:02	1
PFTrDA	ND	0.528	5.34	8.56		B8B0132	21-Feb-18	0.117 L	24-Feb-18 16:02	1
PFTeDA	ND	0.808	5.34	8.56		B8B0132	21-Feb-18	0.117 L	24-Feb-18 16:02	1

Labeled Standards	Type	% Recovery	Limits	Qualifiers	Batch	Extracted	Samp Size	Analyzed	Dilution
13C3-PFBS	IS	109	50 - 150		B8B0132	21-Feb-18	0.117 L	24-Feb-18 16:02	1
13C2-PFHxA	IS	79.2	50 - 150		B8B0132	21-Feb-18	0.117 L	24-Feb-18 16:02	1
13C4-PFHpA	IS	87.9	50 - 150		B8B0132	21-Feb-18	0.117 L	24-Feb-18 16:02	1
18O2-PFHxS	IS	81.6	50 - 150		B8B0132	21-Feb-18	0.117 L	24-Feb-18 16:02	1
13C2-PFOA	IS	63.2	50 - 150		B8B0132	21-Feb-18	0.117 L	24-Feb-18 16:02	1
13C8-PFOS	IS	88.1	50 - 150		B8B0132	21-Feb-18	0.117 L	24-Feb-18 16:02	1
13C5-PFNA	IS	71.4	50 - 150		B8B0132	21-Feb-18	0.117 L	24-Feb-18 16:02	1
13C2-PFDA	IS	81.3	50 - 150		B8B0132	21-Feb-18	0.117 L	24-Feb-18 16:02	1
d3-MeFOSAA	IS	103	50 - 150		B8B0132	21-Feb-18	0.117 L	24-Feb-18 16:02	1
13C2-PFUnA	IS	76.3	50 - 150		B8B0132	21-Feb-18	0.117 L	24-Feb-18 16:02	1
d5-EtFOSAA	IS	102	50 - 150		B8B0132	21-Feb-18	0.117 L	24-Feb-18 16:02	1
13C2-PFDoA	IS	59.4	50 - 150		B8B0132	21-Feb-18	0.117 L	24-Feb-18 16:02	1
13C2-PFTeDA	IS	75.9	50 - 150		B8B0132	21-Feb-18	0.117 L	24-Feb-18 16:02	1

DL - Detection Limit
LOD - Limit of Detection
LOQ - Limit of quantitation
LCL-UCL- Lower control limit - upper control limit
Results reported to the DL.
When reported, PFHxS, PFOA and PFOS include both linear and branched isomers.
Only the linear isomer is reported for all other analytes.

Sample ID: WI-AF-FB01-021318

Modified EPA Method 537

Client Data

Name: CH2M Hill
Project: 695610.04.FI.FS
Matrix: Aqueous
Date Collected: 13-Feb-18 14:00

Laboratory Data

Lab Sample: 1800342-03
Date Received: 20-Feb-18 09:04
Column: BEH C18

Analyte	Conc. (ng/L)	DL	LOD	LOQ	Qualifiers	Batch	Extracted	Samp Size	Analyzed	Dilution
PFBS	ND	1.77	4.92	7.90		B8B0132	21-Feb-18	0.127 L	24-Feb-18 16:14	1
PFHxA	ND	2.15	4.92	7.90		B8B0132	21-Feb-18	0.127 L	24-Feb-18 16:14	1
PFHpA	ND	0.584	4.92	7.90		B8B0132	21-Feb-18	0.127 L	24-Feb-18 16:14	1
PFHxS	ND	0.935	4.92	7.90		B8B0132	21-Feb-18	0.127 L	24-Feb-18 16:14	1
PFOA	ND	0.643	4.92	7.90		B8B0132	21-Feb-18	0.127 L	24-Feb-18 16:14	1
PFOS	ND	0.797	4.92	7.90		B8B0132	21-Feb-18	0.127 L	24-Feb-18 16:14	1
PFNA	ND	0.800	4.92	7.90		B8B0132	21-Feb-18	0.127 L	24-Feb-18 16:14	1
PFDA	ND	1.47	4.92	7.90		B8B0132	21-Feb-18	0.127 L	24-Feb-18 16:14	1
MeFOSAA	ND	1.63	4.92	7.90		B8B0132	21-Feb-18	0.127 L	24-Feb-18 16:14	1
PFUnA	ND	1.04	4.92	7.90		B8B0132	21-Feb-18	0.127 L	24-Feb-18 16:14	1
EtFOSAA	ND	1.35	4.92	7.90		B8B0132	21-Feb-18	0.127 L	24-Feb-18 16:14	1
PFDoA	ND	0.782	4.92	7.90		B8B0132	21-Feb-18	0.127 L	24-Feb-18 16:14	1
PFTrDA	ND	0.488	4.92	7.90		B8B0132	21-Feb-18	0.127 L	24-Feb-18 16:14	1
PFTeDA	ND	0.746	4.92	7.90		B8B0132	21-Feb-18	0.127 L	24-Feb-18 16:14	1

Labeled Standards	Type	% Recovery	Limits	Qualifiers	Batch	Extracted	Samp Size	Analyzed	Dilution
13C3-PFBS	IS	111	50 - 150		B8B0132	21-Feb-18	0.127 L	24-Feb-18 16:14	1
13C2-PFHxA	IS	89.7	50 - 150		B8B0132	21-Feb-18	0.127 L	24-Feb-18 16:14	1
13C4-PFHpA	IS	72.7	50 - 150		B8B0132	21-Feb-18	0.127 L	24-Feb-18 16:14	1
18O2-PFHxS	IS	87.2	50 - 150		B8B0132	21-Feb-18	0.127 L	24-Feb-18 16:14	1
13C2-PFOA	IS	69.2	50 - 150		B8B0132	21-Feb-18	0.127 L	24-Feb-18 16:14	1
13C8-PFOS	IS	72.6	50 - 150		B8B0132	21-Feb-18	0.127 L	24-Feb-18 16:14	1
13C5-PFNA	IS	58.4	50 - 150		B8B0132	21-Feb-18	0.127 L	24-Feb-18 16:14	1
13C2-PFDA	IS	55.8	50 - 150		B8B0132	21-Feb-18	0.127 L	24-Feb-18 16:14	1
d3-MeFOSAA	IS	72.3	50 - 150		B8B0132	21-Feb-18	0.127 L	24-Feb-18 16:14	1
13C2-PFUnA	IS	60.4	50 - 150		B8B0132	21-Feb-18	0.127 L	24-Feb-18 16:14	1
d5-EtFOSAA	IS	73.4	50 - 150		B8B0132	21-Feb-18	0.127 L	24-Feb-18 16:14	1
13C2-PFDoA	IS	44.4	50 - 150	H	B8B0132	21-Feb-18	0.127 L	24-Feb-18 16:14	1
13C2-PFTeDA	IS	65.1	50 - 150		B8B0132	21-Feb-18	0.127 L	24-Feb-18 16:14	1

DL - Detection Limit
LOD - Limit of Detection
LOQ - Limit of quantitation
LCL-UCL- Lower control limit - upper control limit
Results reported to the DL.
When reported, PFHxS, PFOA and PFOS include both linear and branched isomers.
Only the linear isomer is reported for all other analytes.

Sample ID: WI-AF-EB01-021318

Modified EPA Method 537

Client Data

Name: CH2M Hill
Project: 695610.04.FI.FS
Matrix: Aqueous
Date Collected: 13-Feb-18 14:15

Laboratory Data

Lab Sample: 1800342-04
Date Received: 20-Feb-18 09:04
Column: BEH C18

Analyte	Conc. (ng/L)	DL	LOD	LOQ	Qualifiers	Batch	Extracted	Samp Size	Analyzed	Dilution
PFBS	ND	1.81	5.04	8.09		B8B0132	21-Feb-18	0.124 L	24-Feb-18 16:25	1
PFHxA	ND	2.20	5.04	8.09		B8B0132	21-Feb-18	0.124 L	24-Feb-18 16:25	1
PFHpA	ND	0.597	5.04	8.09		B8B0132	21-Feb-18	0.124 L	24-Feb-18 16:25	1
PFHxS	ND	0.957	5.04	8.09		B8B0132	21-Feb-18	0.124 L	24-Feb-18 16:25	1
PFOA	1.45	0.658	5.04	8.09	J, B	B8B0132	21-Feb-18	0.124 L	24-Feb-18 16:25	1
PFOS	ND	0.816	5.04	8.09		B8B0132	21-Feb-18	0.124 L	24-Feb-18 16:25	1
PFNA	ND	0.819	5.04	8.09		B8B0132	21-Feb-18	0.124 L	24-Feb-18 16:25	1
PFDA	ND	1.51	5.04	8.09		B8B0132	21-Feb-18	0.124 L	24-Feb-18 16:25	1
MeFOSAA	ND	1.67	5.04	8.09		B8B0132	21-Feb-18	0.124 L	24-Feb-18 16:25	1
PFUnA	ND	1.06	5.04	8.09		B8B0132	21-Feb-18	0.124 L	24-Feb-18 16:25	1
EtFOSAA	ND	1.38	5.04	8.09		B8B0132	21-Feb-18	0.124 L	24-Feb-18 16:25	1
PFDoA	ND	0.801	5.04	8.09		B8B0132	21-Feb-18	0.124 L	24-Feb-18 16:25	1
PFTrDA	ND	0.499	5.04	8.09		B8B0132	21-Feb-18	0.124 L	24-Feb-18 16:25	1
PFTeDA	ND	0.763	5.04	8.09		B8B0132	21-Feb-18	0.124 L	24-Feb-18 16:25	1

Labeled Standards	Type	% Recovery	Limits	Qualifiers	Batch	Extracted	Samp Size	Analyzed	Dilution
13C3-PFBS	IS	101	50 - 150		B8B0132	21-Feb-18	0.124 L	24-Feb-18 16:25	1
13C2-PFHxA	IS	96.7	50 - 150		B8B0132	21-Feb-18	0.124 L	24-Feb-18 16:25	1
13C4-PFHpA	IS	80.1	50 - 150		B8B0132	21-Feb-18	0.124 L	24-Feb-18 16:25	1
18O2-PFHxS	IS	78.8	50 - 150		B8B0132	21-Feb-18	0.124 L	24-Feb-18 16:25	1
13C2-PFOA	IS	89.2	50 - 150		B8B0132	21-Feb-18	0.124 L	24-Feb-18 16:25	1
13C8-PFOS	IS	82.6	50 - 150		B8B0132	21-Feb-18	0.124 L	24-Feb-18 16:25	1
13C5-PFNA	IS	76.0	50 - 150		B8B0132	21-Feb-18	0.124 L	24-Feb-18 16:25	1
13C2-PFDA	IS	67.4	50 - 150		B8B0132	21-Feb-18	0.124 L	24-Feb-18 16:25	1
d3-MeFOSAA	IS	87.6	50 - 150		B8B0132	21-Feb-18	0.124 L	24-Feb-18 16:25	1
13C2-PFUnA	IS	59.0	50 - 150		B8B0132	21-Feb-18	0.124 L	24-Feb-18 16:25	1
d5-EtFOSAA	IS	82.8	50 - 150		B8B0132	21-Feb-18	0.124 L	24-Feb-18 16:25	1
13C2-PFDoA	IS	58.6	50 - 150		B8B0132	21-Feb-18	0.124 L	24-Feb-18 16:25	1
13C2-PFTeDA	IS	86.4	50 - 150		B8B0132	21-Feb-18	0.124 L	24-Feb-18 16:25	1

DL - Detection Limit
LOD - Limit of Detection
LOQ - Limit of quantitation
LCL-UCL- Lower control limit - upper control limit
Results reported to the DL.
When reported, PFHxS, PFOA and PFOS include both linear and branched isomers.
Only the linear isomer is reported for all other analytes.

Sample ID: WI-AF-EB03-021318

Modified EPA Method 537

Client Data

Name: CH2M Hill
Project: 695610.04.FI.FS
Matrix: Aqueous
Date Collected: 13-Feb-18 14:20

Laboratory Data

Lab Sample: 1800342-05
Date Received: 20-Feb-18 09:04
Column: BEH C18

Analyte	Conc. (ng/L)	DL	LOD	LOQ	Qualifiers	Batch	Extracted	Samp Size	Analyzed	Dilution
PFBS	ND	1.76	4.92	7.88		B8B0132	21-Feb-18	0.127 L	24-Feb-18 16:37	1
PFHxA	ND	2.15	4.92	7.88		B8B0132	21-Feb-18	0.127 L	24-Feb-18 16:37	1
PFHpA	ND	0.582	4.92	7.88		B8B0132	21-Feb-18	0.127 L	24-Feb-18 16:37	1
PFHxS	ND	0.932	4.92	7.88		B8B0132	21-Feb-18	0.127 L	24-Feb-18 16:37	1
PFOA	ND	0.641	4.92	7.88		B8B0132	21-Feb-18	0.127 L	24-Feb-18 16:37	1
PFOS	ND	0.795	4.92	7.88		B8B0132	21-Feb-18	0.127 L	24-Feb-18 16:37	1
PFNA	ND	0.798	4.92	7.88		B8B0132	21-Feb-18	0.127 L	24-Feb-18 16:37	1
PFDA	ND	1.47	4.92	7.88		B8B0132	21-Feb-18	0.127 L	24-Feb-18 16:37	1
MeFOSAA	ND	1.62	4.92	7.88		B8B0132	21-Feb-18	0.127 L	24-Feb-18 16:37	1
PFUnA	ND	1.03	4.92	7.88		B8B0132	21-Feb-18	0.127 L	24-Feb-18 16:37	1
EtFOSAA	ND	1.35	4.92	7.88		B8B0132	21-Feb-18	0.127 L	24-Feb-18 16:37	1
PFDoA	ND	0.780	4.92	7.88		B8B0132	21-Feb-18	0.127 L	24-Feb-18 16:37	1
PFTrDA	ND	0.486	4.92	7.88		B8B0132	21-Feb-18	0.127 L	24-Feb-18 16:37	1
PFTeDA	ND	0.743	4.92	7.88		B8B0132	21-Feb-18	0.127 L	24-Feb-18 16:37	1

Labeled Standards	Type	% Recovery	Limits	Qualifiers	Batch	Extracted	Samp Size	Analyzed	Dilution
13C3-PFBS	IS	121	50 - 150		B8B0132	21-Feb-18	0.127 L	24-Feb-18 16:37	1
13C2-PFHxA	IS	88.3	50 - 150		B8B0132	21-Feb-18	0.127 L	24-Feb-18 16:37	1
13C4-PFHpA	IS	76.9	50 - 150		B8B0132	21-Feb-18	0.127 L	24-Feb-18 16:37	1
18O2-PFHxS	IS	85.0	50 - 150		B8B0132	21-Feb-18	0.127 L	24-Feb-18 16:37	1
13C2-PFOA	IS	68.8	50 - 150		B8B0132	21-Feb-18	0.127 L	24-Feb-18 16:37	1
13C8-PFOS	IS	69.5	50 - 150		B8B0132	21-Feb-18	0.127 L	24-Feb-18 16:37	1
13C5-PFNA	IS	59.0	50 - 150		B8B0132	21-Feb-18	0.127 L	24-Feb-18 16:37	1
13C2-PFDA	IS	52.3	50 - 150		B8B0132	21-Feb-18	0.127 L	24-Feb-18 16:37	1
d3-MeFOSAA	IS	83.1	50 - 150		B8B0132	21-Feb-18	0.127 L	24-Feb-18 16:37	1
13C2-PFUnA	IS	67.7	50 - 150		B8B0132	21-Feb-18	0.127 L	24-Feb-18 16:37	1
d5-EtFOSAA	IS	70.9	50 - 150		B8B0132	21-Feb-18	0.127 L	24-Feb-18 16:37	1
13C2-PFDoA	IS	68.8	50 - 150		B8B0132	21-Feb-18	0.127 L	24-Feb-18 16:37	1
13C2-PFTeDA	IS	64.6	50 - 150		B8B0132	21-Feb-18	0.127 L	24-Feb-18 16:37	1

DL - Detection Limit
LOD - Limit of Detection
LOQ - Limit of quantitation
LCL-UCL- Lower control limit - upper control limit
Results reported to the DL.
When reported, PFHxS, PFOA and PFOS include both linear and branched isomers.
Only the linear isomer is reported for all other analytes.

Sample ID: WI-AF-EB04-021318

Modified EPA Method 537

Client Data

Name: CH2M Hill
Project: 695610.04.FI.FS
Matrix: Aqueous
Date Collected: 13-Feb-18 14:25

Laboratory Data

Lab Sample: 1800342-06
Date Received: 20-Feb-18 09:04
Column: BEH C18

Analyte	Conc. (ng/L)	DL	LOD	LOQ	Qualifiers	Batch	Extracted	Samp Size	Analyzed	Dilution
PFBS	ND	1.80	5.00	8.02		B8B0132	21-Feb-18	0.125 L	26-Feb-18 10:01	1
PFHxA	ND	2.19	5.00	8.02		B8B0132	21-Feb-18	0.125 L	26-Feb-18 10:01	1
PFHpA	ND	0.593	5.00	8.02		B8B0132	21-Feb-18	0.125 L	26-Feb-18 10:01	1
PFHxS	ND	0.950	5.00	8.02		B8B0132	21-Feb-18	0.125 L	26-Feb-18 10:01	1
PFOA	ND	0.653	5.00	8.02		B8B0132	21-Feb-18	0.125 L	26-Feb-18 10:01	1
PFOS	ND	0.809	5.00	8.02		B8B0132	21-Feb-18	0.125 L	26-Feb-18 10:01	1
PFNA	ND	0.812	5.00	8.02		B8B0132	21-Feb-18	0.125 L	26-Feb-18 10:01	1
PFDA	ND	1.49	5.00	8.02		B8B0132	21-Feb-18	0.125 L	26-Feb-18 10:01	1
MeFOSAA	ND	1.65	5.00	8.02		B8B0132	21-Feb-18	0.125 L	26-Feb-18 10:01	1
PFUnA	ND	1.05	5.00	8.02		B8B0132	21-Feb-18	0.125 L	26-Feb-18 10:01	1
EtFOSAA	ND	1.37	5.00	8.02		B8B0132	21-Feb-18	0.125 L	26-Feb-18 10:01	1
PFDoA	ND	0.794	5.00	8.02		B8B0132	21-Feb-18	0.125 L	26-Feb-18 10:01	1
PFTrDA	ND	0.495	5.00	8.02		B8B0132	21-Feb-18	0.125 L	26-Feb-18 10:01	1
PFTeDA	ND	0.757	5.00	8.02		B8B0132	21-Feb-18	0.125 L	26-Feb-18 10:01	1

Labeled Standards	Type	% Recovery	Limits	Qualifiers	Batch	Extracted	Samp Size	Analyzed	Dilution
13C3-PFBS	IS	104	50 - 150		B8B0132	21-Feb-18	0.125 L	26-Feb-18 10:01	1
13C2-PFHxA	IS	82.7	50 - 150		B8B0132	21-Feb-18	0.125 L	26-Feb-18 10:01	1
13C4-PFHpA	IS	88.7	50 - 150		B8B0132	21-Feb-18	0.125 L	26-Feb-18 10:01	1
18O2-PFHxS	IS	97.1	50 - 150		B8B0132	21-Feb-18	0.125 L	26-Feb-18 10:01	1
13C2-PFOA	IS	76.7	50 - 150		B8B0132	21-Feb-18	0.125 L	26-Feb-18 10:01	1
13C8-PFOS	IS	79.7	50 - 150		B8B0132	21-Feb-18	0.125 L	26-Feb-18 10:01	1
13C5-PFNA	IS	68.5	50 - 150		B8B0132	21-Feb-18	0.125 L	26-Feb-18 10:01	1
13C2-PFDA	IS	76.8	50 - 150		B8B0132	21-Feb-18	0.125 L	26-Feb-18 10:01	1
d3-MeFOSAA	IS	75.9	50 - 150		B8B0132	21-Feb-18	0.125 L	26-Feb-18 10:01	1
13C2-PFUnA	IS	60.4	50 - 150		B8B0132	21-Feb-18	0.125 L	26-Feb-18 10:01	1
d5-EtFOSAA	IS	78.6	50 - 150		B8B0132	21-Feb-18	0.125 L	26-Feb-18 10:01	1
13C2-PFDoA	IS	68.6	50 - 150		B8B0132	21-Feb-18	0.125 L	26-Feb-18 10:01	1
13C2-PFTeDA	IS	62.4	50 - 150		B8B0132	21-Feb-18	0.125 L	26-Feb-18 10:01	1

DL - Detection Limit
LOD - Limit of Detection
LOQ - Limit of quantitation
LCL-UCL- Lower control limit - upper control limit
Results reported to the DL.
When reported, PFHxS, PFOA and PFOS include both linear and branched isomers.
Only the linear isomer is reported for all other analytes.

Sample ID: WI-AF-MW-N2-9-0218

Modified EPA Method 537

Client Data

Name: CH2M Hill
Project: 695610.04.FI.FS
Matrix: Aqueous
Date Collected: 15-Feb-18 13:05

Laboratory Data

Lab Sample: 1800342-07
Date Received: 20-Feb-18 09:04
Column: BEH C18

Analyte	Conc. (ng/L)	DL	LOD	LOQ	Qualifiers	Batch	Extracted	Samp Size	Analyzed	Dilution
PFBS	ND	1.88	5.25	8.42		B8B0132	21-Feb-18	0.119 L	24-Feb-18 17:34	1
PFHxA	ND	2.29	5.25	8.42		B8B0132	21-Feb-18	0.119 L	24-Feb-18 17:34	1
PFHpA	ND	0.622	5.25	8.42		B8B0132	21-Feb-18	0.119 L	24-Feb-18 17:34	1
PFHxS	ND	0.996	5.25	8.42		B8B0132	21-Feb-18	0.119 L	24-Feb-18 17:34	1
PFOA	ND	0.685	5.25	8.42		B8B0132	21-Feb-18	0.119 L	24-Feb-18 17:34	1
PFOS	ND	0.849	5.25	8.42		B8B0132	21-Feb-18	0.119 L	24-Feb-18 17:34	1
PFNA	ND	0.852	5.25	8.42		B8B0132	21-Feb-18	0.119 L	24-Feb-18 17:34	1
PFDA	ND	1.57	5.25	8.42		B8B0132	21-Feb-18	0.119 L	24-Feb-18 17:34	1
MeFOSAA	ND	1.74	5.25	8.42		B8B0132	21-Feb-18	0.119 L	24-Feb-18 17:34	1
PFUnA	ND	1.10	5.25	8.42		B8B0132	21-Feb-18	0.119 L	24-Feb-18 17:34	1
EtFOSAA	ND	1.44	5.25	8.42		B8B0132	21-Feb-18	0.119 L	24-Feb-18 17:34	1
PFDoA	ND	0.833	5.25	8.42		B8B0132	21-Feb-18	0.119 L	24-Feb-18 17:34	1
PFTrDA	ND	0.520	5.25	8.42		B8B0132	21-Feb-18	0.119 L	24-Feb-18 17:34	1
PFTeDA	ND	0.794	5.25	8.42		B8B0132	21-Feb-18	0.119 L	24-Feb-18 17:34	1

Labeled Standards	Type	% Recovery	Limits	Qualifiers	Batch	Extracted	Samp Size	Analyzed	Dilution
13C3-PFBS	IS	97.6	50 - 150		B8B0132	21-Feb-18	0.119 L	24-Feb-18 17:34	1
13C2-PFHxA	IS	81.5	50 - 150		B8B0132	21-Feb-18	0.119 L	24-Feb-18 17:34	1
13C4-PFHpA	IS	86.5	50 - 150		B8B0132	21-Feb-18	0.119 L	24-Feb-18 17:34	1
18O2-PFHxS	IS	77.0	50 - 150		B8B0132	21-Feb-18	0.119 L	24-Feb-18 17:34	1
13C2-PFOA	IS	78.2	50 - 150		B8B0132	21-Feb-18	0.119 L	24-Feb-18 17:34	1
13C8-PFOS	IS	68.9	50 - 150		B8B0132	21-Feb-18	0.119 L	24-Feb-18 17:34	1
13C5-PFNA	IS	66.7	50 - 150		B8B0132	21-Feb-18	0.119 L	24-Feb-18 17:34	1
13C2-PFDA	IS	98.4	50 - 150		B8B0132	21-Feb-18	0.119 L	24-Feb-18 17:34	1
d3-MeFOSAA	IS	107	50 - 150		B8B0132	21-Feb-18	0.119 L	24-Feb-18 17:34	1
13C2-PFUnA	IS	67.0	50 - 150		B8B0132	21-Feb-18	0.119 L	24-Feb-18 17:34	1
d5-EtFOSAA	IS	94.2	50 - 150		B8B0132	21-Feb-18	0.119 L	24-Feb-18 17:34	1
13C2-PFDoA	IS	68.6	50 - 150		B8B0132	21-Feb-18	0.119 L	24-Feb-18 17:34	1
13C2-PFTeDA	IS	68.2	50 - 150		B8B0132	21-Feb-18	0.119 L	24-Feb-18 17:34	1

DL - Detection Limit
LOD - Limit of Detection
LOQ - Limit of quantitation
LCL-UCL- Lower control limit - upper control limit
Results reported to the DL.
When reported, PFHxS, PFOA and PFOS include both linear and branched isomers.
Only the linear isomer is reported for all other analytes.

Matrix Spike Results

Modified EPA Method 537

Source Client ID: WI-AF-MW-N2-9-0218
Source LabNumber: 1800342-07
Matrix: Aqueous
Sample Size: 0.116/0.124 L

QC Batch: B8B0132
Date Extracted: 21-Feb-2018 14:00

Lab Sample: B8B0132-MS1/B8B0132-MSD1
Date Analyzed: 24-Feb-18 15:28 Column: BEH C18
24-Feb-18 15:40 Column: BEH C18

Analyte	Spike-MS (ng/L)	MS %R	MS Qual.	Spike-MSD (ng/L)	MSD %R	RPD	MSD Qual.	%R Limit	%RPD Limit
PFBS	86.5	102		80.5	101	0.985		70 - 130	30
PFHxA	86.5	102		80.5	118	14.5		70 - 130	30
PFHpA	86.5	104		80.5	101	2.93		70 - 130	30
PFHxS	86.5	105		80.5	107	1.89		70 - 130	30
PFOA	86.5	110	B	80.5	100	9.52	B	70 - 130	30
PFOS	86.5	86.0		80.5	**225**	**89.4**	H	70 - 130	30
PFNA	86.5	121		80.5	**132**	8.70	H	70 - 130	30
PFDA	86.5	96.3		80.5	95.4	0.939		70 - 130	30
MeFOSAA	86.5	82.0		80.5	101	20.8		70 - 130	30
PFUnA	86.5	91.3		80.5	110	18.6		70 - 130	30
EtFOSAA	86.5	87.6		80.5	99.3	12.5		70 - 130	30
PFDoA	86.5	92.3		80.5	87.7	5.11		70 - 130	30
PFTrDA	86.5	119		80.5	108	9.69		60 - 130	30
PFTeDA	86.5	118		80.5	124	4.96		70 - 130	30

	Labeled Standard	MS %R	MS Qualifiers	MSD %R	MSD Qual.
IS	13C3-PFBS	105		95.8	
IS	13C2-PFHxA	87.5		81.7	
IS	13C4-PFHpA	89.8		92.4	
IS	18O2-PFHxS	98.3		102	
IS	13C2-PFOA	80.9		82.9	
IS	13C8-PFOS	83.8		71.2	
IS	13C5-PFNA	69.0		64.1	
IS	13C2-PFDA	67.4		71.4	
IS	d3-MeFOSAA	93.4		88.4	
IS	13C2-PFUnA	67.8		61.6	
IS	d5-EtFOSAA	86.2		81.6	
IS	13C2-PFDoA	63.7		76.8	
IS	13C2-PFTeDA	65.4		64.8	

When reported, PFBS, PFHxS, PFOA and PFOS include both linear and branched isomers.
Only the linear isomer is reported for all other analytes.

Sample ID: WI-AF-MW-N2-9P-0218

Modified EPA Method 537

Client Data

Name: CH2M Hill
Project: 695610.04.FI.FS
Matrix: Aqueous
Date Collected: 15-Feb-18 13:10

Laboratory Data

Lab Sample: 1800342-08
Date Received: 20-Feb-18 09:04
Column: BEH C18

Analyte	Conc. (ng/L)	DL	LOD	LOQ	Qualifiers	Batch	Extracted	Samp Size	Analyzed	Dilution
PFBS	ND	1.88	5.25	8.41		B8B0132	21-Feb-18	0.119 L	24-Feb-18 17:46	1
PFHxA	ND	2.29	5.25	8.41		B8B0132	21-Feb-18	0.119 L	24-Feb-18 17:46	1
PFHpA	ND	0.621	5.25	8.41		B8B0132	21-Feb-18	0.119 L	24-Feb-18 17:46	1
PFHxS	ND	0.995	5.25	8.41		B8B0132	21-Feb-18	0.119 L	24-Feb-18 17:46	1
PFOA	1.10	0.684	5.25	8.41	J, B	B8B0132	21-Feb-18	0.119 L	24-Feb-18 17:46	1
PFOS	ND	0.848	5.25	8.41		B8B0132	21-Feb-18	0.119 L	24-Feb-18 17:46	1
PFNA	ND	0.851	5.25	8.41		B8B0132	21-Feb-18	0.119 L	24-Feb-18 17:46	1
PFDA	ND	1.57	5.25	8.41		B8B0132	21-Feb-18	0.119 L	24-Feb-18 17:46	1
MeFOSAA	ND	1.73	5.25	8.41		B8B0132	21-Feb-18	0.119 L	24-Feb-18 17:46	1
PFUnA	ND	1.10	5.25	8.41		B8B0132	21-Feb-18	0.119 L	24-Feb-18 17:46	1
EtFOSAA	ND	1.44	5.25	8.41		B8B0132	21-Feb-18	0.119 L	24-Feb-18 17:46	1
PFDoA	ND	0.832	5.25	8.41		B8B0132	21-Feb-18	0.119 L	24-Feb-18 17:46	1
PFTrDA	ND	0.519	5.25	8.41		B8B0132	21-Feb-18	0.119 L	24-Feb-18 17:46	1
PFTeDA	ND	0.794	5.25	8.41		B8B0132	21-Feb-18	0.119 L	24-Feb-18 17:46	1

Labeled Standards	Type	% Recovery	Limits	Qualifiers	Batch	Extracted	Samp Size	Analyzed	Dilution
13C3-PFBS	IS	88.7	50 - 150		B8B0132	21-Feb-18	0.119 L	24-Feb-18 17:46	1
13C2-PFHxA	IS	84.6	50 - 150		B8B0132	21-Feb-18	0.119 L	24-Feb-18 17:46	1
13C4-PFHpA	IS	82.7	50 - 150		B8B0132	21-Feb-18	0.119 L	24-Feb-18 17:46	1
18O2-PFHxS	IS	81.3	50 - 150		B8B0132	21-Feb-18	0.119 L	24-Feb-18 17:46	1
13C2-PFOA	IS	85.6	50 - 150		B8B0132	21-Feb-18	0.119 L	24-Feb-18 17:46	1
13C8-PFOS	IS	90.7	50 - 150		B8B0132	21-Feb-18	0.119 L	24-Feb-18 17:46	1
13C5-PFNA	IS	89.8	50 - 150		B8B0132	21-Feb-18	0.119 L	24-Feb-18 17:46	1
13C2-PFDA	IS	65.6	50 - 150		B8B0132	21-Feb-18	0.119 L	24-Feb-18 17:46	1
d3-MeFOSAA	IS	75.2	50 - 150		B8B0132	21-Feb-18	0.119 L	24-Feb-18 17:46	1
13C2-PFUnA	IS	71.8	50 - 150		B8B0132	21-Feb-18	0.119 L	24-Feb-18 17:46	1
d5-EtFOSAA	IS	82.9	50 - 150		B8B0132	21-Feb-18	0.119 L	24-Feb-18 17:46	1
13C2-PFDoA	IS	68.5	50 - 150		B8B0132	21-Feb-18	0.119 L	24-Feb-18 17:46	1
13C2-PFTeDA	IS	63.5	50 - 150		B8B0132	21-Feb-18	0.119 L	24-Feb-18 17:46	1

DL - Detection Limit
LOD - Limit of Detection
LOQ - Limit of quantitation
LCL-UCL- Lower control limit - upper control limit
Results reported to the DL.
When reported, PFHxS, PFOA and PFOS include both linear and branched isomers.
Only the linear isomer is reported for all other analytes.

Sample ID: WI-AF-FB01-021518

Modified EPA Method 537

Client Data

Name: CH2M Hill
Project: 695610.04.FI.FS
Matrix: Aqueous
Date Collected: 15-Feb-18 13:15

Laboratory Data

Lab Sample: 1800342-09
Date Received: 20-Feb-18 09:04
Column: BEH C18

Analyte	Conc. (ng/L)	DL	LOD	LOQ	Qualifiers	Batch	Extracted	Samp Size	Analyzed	Dilution
PFBS	ND	1.94	5.43	8.66		B8B0132	21-Feb-18	0.115 L	24-Feb-18 17:57	1
PFHxA	ND	2.36	5.43	8.66		B8B0132	21-Feb-18	0.115 L	24-Feb-18 17:57	1
PFHpA	ND	0.640	5.43	8.66		B8B0132	21-Feb-18	0.115 L	24-Feb-18 17:57	1
PFHxS	ND	1.03	5.43	8.66		B8B0132	21-Feb-18	0.115 L	24-Feb-18 17:57	1
PFOA	ND	0.705	5.43	8.66		B8B0132	21-Feb-18	0.115 L	24-Feb-18 17:57	1
PFOS	ND	0.874	5.43	8.66		B8B0132	21-Feb-18	0.115 L	24-Feb-18 17:57	1
PFNA	ND	0.877	5.43	8.66		B8B0132	21-Feb-18	0.115 L	24-Feb-18 17:57	1
PFDA	ND	1.61	5.43	8.66		B8B0132	21-Feb-18	0.115 L	24-Feb-18 17:57	1
MeFOSAA	ND	1.79	5.43	8.66		B8B0132	21-Feb-18	0.115 L	24-Feb-18 17:57	1
PFUnA	ND	1.14	5.43	8.66		B8B0132	21-Feb-18	0.115 L	24-Feb-18 17:57	1
EtFOSAA	ND	1.48	5.43	8.66		B8B0132	21-Feb-18	0.115 L	24-Feb-18 17:57	1
PFDoA	ND	0.857	5.43	8.66		B8B0132	21-Feb-18	0.115 L	24-Feb-18 17:57	1
PFTrDA	ND	0.535	5.43	8.66		B8B0132	21-Feb-18	0.115 L	24-Feb-18 17:57	1
PFTeDA	ND	0.817	5.43	8.66		B8B0132	21-Feb-18	0.115 L	24-Feb-18 17:57	1

Labeled Standards	Type	% Recovery	Limits	Qualifiers	Batch	Extracted	Samp Size	Analyzed	Dilution
13C3-PFBS	IS	109	50 - 150		B8B0132	21-Feb-18	0.115 L	24-Feb-18 17:57	1
13C2-PFHxA	IS	93.6	50 - 150		B8B0132	21-Feb-18	0.115 L	24-Feb-18 17:57	1
13C4-PFHpA	IS	90.4	50 - 150		B8B0132	21-Feb-18	0.115 L	24-Feb-18 17:57	1
18O2-PFHxS	IS	86.7	50 - 150		B8B0132	21-Feb-18	0.115 L	24-Feb-18 17:57	1
13C2-PFOA	IS	84.3	50 - 150		B8B0132	21-Feb-18	0.115 L	24-Feb-18 17:57	1
13C8-PFOS	IS	80.0	50 - 150		B8B0132	21-Feb-18	0.115 L	24-Feb-18 17:57	1
13C5-PFNA	IS	66.6	50 - 150		B8B0132	21-Feb-18	0.115 L	24-Feb-18 17:57	1
13C2-PFDA	IS	74.2	50 - 150		B8B0132	21-Feb-18	0.115 L	24-Feb-18 17:57	1
d3-MeFOSAA	IS	81.2	50 - 150		B8B0132	21-Feb-18	0.115 L	24-Feb-18 17:57	1
13C2-PFUnA	IS	63.7	50 - 150		B8B0132	21-Feb-18	0.115 L	24-Feb-18 17:57	1
d5-EtFOSAA	IS	82.0	50 - 150		B8B0132	21-Feb-18	0.115 L	24-Feb-18 17:57	1
13C2-PFDoA	IS	76.5	50 - 150		B8B0132	21-Feb-18	0.115 L	24-Feb-18 17:57	1
13C2-PFTeDA	IS	91.3	50 - 150		B8B0132	21-Feb-18	0.115 L	24-Feb-18 17:57	1

DL - Detection Limit
LOD - Limit of Detection
LOQ - Limit of quantitation
LCL-UCL- Lower control limit - upper control limit
Results reported to the DL.
When reported, PFHxS, PFOA and PFOS include both linear and branched isomers.
Only the linear isomer is reported for all other analytes.

Sample ID: WI-AF-MW-N2-7S-0218

Modified EPA Method 537

Client Data

Name: CH2M Hill
Project: 695610.04.FI.FS
Matrix: Aqueous
Date Collected: 15-Feb-18 16:00

Laboratory Data

Lab Sample: 1800342-10
Date Received: 20-Feb-18 09:04
Column: BEH C18

Analyte	Conc. (ng/L)	DL	LOD	LOQ	Qualifiers	Batch	Extracted	Samp Size	Analyzed	Dilution
PFBS	182	1.80	5.04	8.06		B8B0132	21-Feb-18	0.124 L	24-Feb-18 18:09	1
PFHxA	172	2.20	5.04	8.06		B8B0132	21-Feb-18	0.124 L	24-Feb-18 18:09	1
PFHpA	38.4	0.596	5.04	8.06		B8B0132	21-Feb-18	0.124 L	24-Feb-18 18:09	1
PFHxS	1700	0.955	5.04	8.06		B8B0132	21-Feb-18	0.124 L	24-Feb-18 18:09	1
PFOA	117	0.656	5.04	8.06	B	B8B0132	21-Feb-18	0.124 L	24-Feb-18 18:09	1
PFOS	568	0.814	5.04	8.06		B8B0132	21-Feb-18	0.124 L	24-Feb-18 18:09	1
PFNA	1.69	0.817	5.04	8.06	J	B8B0132	21-Feb-18	0.124 L	24-Feb-18 18:09	1
PFDA	ND	1.50	5.04	8.06		B8B0132	21-Feb-18	0.124 L	24-Feb-18 18:09	1
MeFOSAA	ND	1.66	5.04	8.06		B8B0132	21-Feb-18	0.124 L	24-Feb-18 18:09	1
PFUnA	ND	1.06	5.04	8.06		B8B0132	21-Feb-18	0.124 L	24-Feb-18 18:09	1
EtFOSAA	ND	1.38	5.04	8.06		B8B0132	21-Feb-18	0.124 L	24-Feb-18 18:09	1
PFDoA	ND	0.798	5.04	8.06		B8B0132	21-Feb-18	0.124 L	24-Feb-18 18:09	1
PFTrDA	ND	0.498	5.04	8.06		B8B0132	21-Feb-18	0.124 L	24-Feb-18 18:09	1
PFTeDA	ND	0.761	5.04	8.06		B8B0132	21-Feb-18	0.124 L	24-Feb-18 18:09	1

Labeled Standards	Type	% Recovery	Limits	Qualifiers	Batch	Extracted	Samp Size	Analyzed	Dilution
13C3-PFBS	IS	93.8	50 - 150		B8B0132	21-Feb-18	0.124 L	24-Feb-18 18:09	1
13C2-PFHxA	IS	85.9	50 - 150		B8B0132	21-Feb-18	0.124 L	24-Feb-18 18:09	1
13C4-PFHpA	IS	87.7	50 - 150		B8B0132	21-Feb-18	0.124 L	24-Feb-18 18:09	1
18O2-PFHxS	IS	89.8	50 - 150		B8B0132	21-Feb-18	0.124 L	24-Feb-18 18:09	1
13C2-PFOA	IS	87.8	50 - 150		B8B0132	21-Feb-18	0.124 L	24-Feb-18 18:09	1
13C8-PFOS	IS	103	50 - 150		B8B0132	21-Feb-18	0.124 L	24-Feb-18 18:09	1
13C5-PFNA	IS	70.6	50 - 150		B8B0132	21-Feb-18	0.124 L	24-Feb-18 18:09	1
13C2-PFDA	IS	71.1	50 - 150		B8B0132	21-Feb-18	0.124 L	24-Feb-18 18:09	1
d3-MeFOSAA	IS	89.5	50 - 150		B8B0132	21-Feb-18	0.124 L	24-Feb-18 18:09	1
13C2-PFUnA	IS	75.9	50 - 150		B8B0132	21-Feb-18	0.124 L	24-Feb-18 18:09	1
d5-EtFOSAA	IS	90.3	50 - 150		B8B0132	21-Feb-18	0.124 L	24-Feb-18 18:09	1
13C2-PFDoA	IS	77.6	50 - 150		B8B0132	21-Feb-18	0.124 L	24-Feb-18 18:09	1
13C2-PFTeDA	IS	82.8	50 - 150		B8B0132	21-Feb-18	0.124 L	24-Feb-18 18:09	1

DL - Detection Limit
LOD - Limit of Detection
LOQ - Limit of quantitation
LCL-UCL- Lower control limit - upper control limit
Results reported to the DL.
When reported, PFHxS, PFOA and PFOS include both linear and branched isomers.
Only the linear isomer is reported for all other analytes.

Sample ID: WI-AF-MW-N2-3-0218

Modified EPA Method 537

Client Data

Name: CH2M Hill
Project: 695610.04.FI.FS
Matrix: Aqueous
Date Collected: 16-Feb-18 12:40

Laboratory Data

Lab Sample: 1800342-11
Date Received: 20-Feb-18 09:04
Column: BEH C18

Analyte	Conc. (ng/L)	DL	LOD	LOQ	Qualifiers	Batch	Extracted	Samp Size	Analyzed	Dilution
PFBS	ND	1.89	5.30	8.46		B8B0132	21-Feb-18	0.118 L	24-Feb-18 18:20	1
PFHxA	ND	2.31	5.30	8.46		B8B0132	21-Feb-18	0.118 L	24-Feb-18 18:20	1
PFHpA	ND	0.625	5.30	8.46		B8B0132	21-Feb-18	0.118 L	24-Feb-18 18:20	1
PFHxS	1.30	1.00	5.30	8.46	J	B8B0132	21-Feb-18	0.118 L	24-Feb-18 18:20	1
PFOA	1.95	0.689	5.30	8.46	J, B	B8B0132	21-Feb-18	0.118 L	24-Feb-18 18:20	1
PFOS	ND	0.854	5.30	8.46		B8B0132	21-Feb-18	0.118 L	24-Feb-18 18:20	1
PFNA	ND	0.857	5.30	8.46		B8B0132	21-Feb-18	0.118 L	24-Feb-18 18:20	1
PFDA	ND	1.58	5.30	8.46		B8B0132	21-Feb-18	0.118 L	24-Feb-18 18:20	1
MeFOSAA	ND	1.75	5.30	8.46		B8B0132	21-Feb-18	0.118 L	24-Feb-18 18:20	1
PFUnA	ND	1.11	5.30	8.46		B8B0132	21-Feb-18	0.118 L	24-Feb-18 18:20	1
EtFOSAA	ND	1.45	5.30	8.46		B8B0132	21-Feb-18	0.118 L	24-Feb-18 18:20	1
PFDoA	ND	0.838	5.30	8.46		B8B0132	21-Feb-18	0.118 L	24-Feb-18 18:20	1
PFTrDA	ND	0.523	5.30	8.46		B8B0132	21-Feb-18	0.118 L	24-Feb-18 18:20	1
PFTeDA	ND	0.799	5.30	8.46		B8B0132	21-Feb-18	0.118 L	24-Feb-18 18:20	1

Labeled Standards	Type	% Recovery	Limits	Qualifiers	Batch	Extracted	Samp Size	Analyzed	Dilution
13C3-PFBS	IS	108	50 - 150		B8B0132	21-Feb-18	0.118 L	24-Feb-18 18:20	1
13C2-PFHxA	IS	82.1	50 - 150		B8B0132	21-Feb-18	0.118 L	24-Feb-18 18:20	1
13C4-PFHpA	IS	79.2	50 - 150		B8B0132	21-Feb-18	0.118 L	24-Feb-18 18:20	1
18O2-PFHxS	IS	82.3	50 - 150		B8B0132	21-Feb-18	0.118 L	24-Feb-18 18:20	1
13C2-PFOA	IS	89.6	50 - 150		B8B0132	21-Feb-18	0.118 L	24-Feb-18 18:20	1
13C8-PFOS	IS	87.5	50 - 150		B8B0132	21-Feb-18	0.118 L	24-Feb-18 18:20	1
13C5-PFNA	IS	74.5	50 - 150		B8B0132	21-Feb-18	0.118 L	24-Feb-18 18:20	1
13C2-PFDA	IS	70.3	50 - 150		B8B0132	21-Feb-18	0.118 L	24-Feb-18 18:20	1
d3-MeFOSAA	IS	104	50 - 150		B8B0132	21-Feb-18	0.118 L	24-Feb-18 18:20	1
13C2-PFUnA	IS	79.1	50 - 150		B8B0132	21-Feb-18	0.118 L	24-Feb-18 18:20	1
d5-EtFOSAA	IS	105	50 - 150		B8B0132	21-Feb-18	0.118 L	24-Feb-18 18:20	1
13C2-PFDoA	IS	67.5	50 - 150		B8B0132	21-Feb-18	0.118 L	24-Feb-18 18:20	1
13C2-PFTeDA	IS	77.5	50 - 150		B8B0132	21-Feb-18	0.118 L	24-Feb-18 18:20	1

DL - Detection Limit
LOD - Limit of Detection
LOQ - Limit of quantitation
LCL-UCL- Lower control limit - upper control limit
Results reported to the DL.
When reported, PFHxS, PFOA and PFOS include both linear and branched isomers.
Only the linear isomer is reported for all other analytes.

Sample ID: WI-AF-EB01-021618

Modified EPA Method 537

Client Data

Name: CH2M Hill
Project: 695610.04.FI.FS
Matrix: Aqueous
Date Collected: 16-Feb-18 14:55

Laboratory Data

Lab Sample: 1800342-12
Date Received: 20-Feb-18 09:04
Column: BEH C18

Analyte	Conc. (ng/L)	DL	LOD	LOQ	Qualifiers	Batch	Extracted	Samp Size	Analyzed	Dilution
PFBS	ND	1.88	5.25	8.41		B8B0132	21-Feb-18	0.119 L	24-Feb-18 18:31	1
PFHxA	ND	2.29	5.25	8.41		B8B0132	21-Feb-18	0.119 L	24-Feb-18 18:31	1
PFHpA	ND	0.622	5.25	8.41		B8B0132	21-Feb-18	0.119 L	24-Feb-18 18:31	1
PFHxS	ND	0.996	5.25	8.41		B8B0132	21-Feb-18	0.119 L	24-Feb-18 18:31	1
PFOA	ND	0.685	5.25	8.41		B8B0132	21-Feb-18	0.119 L	24-Feb-18 18:31	1
PFOS	ND	0.849	5.25	8.41		B8B0132	21-Feb-18	0.119 L	24-Feb-18 18:31	1
PFNA	ND	0.852	5.25	8.41		B8B0132	21-Feb-18	0.119 L	24-Feb-18 18:31	1
PFDA	ND	1.57	5.25	8.41		B8B0132	21-Feb-18	0.119 L	24-Feb-18 18:31	1
MeFOSAA	ND	1.74	5.25	8.41		B8B0132	21-Feb-18	0.119 L	24-Feb-18 18:31	1
PFUnA	ND	1.10	5.25	8.41		B8B0132	21-Feb-18	0.119 L	24-Feb-18 18:31	1
EtFOSAA	ND	1.44	5.25	8.41		B8B0132	21-Feb-18	0.119 L	24-Feb-18 18:31	1
PFDoA	ND	0.833	5.25	8.41		B8B0132	21-Feb-18	0.119 L	24-Feb-18 18:31	1
PFTrDA	ND	0.520	5.25	8.41		B8B0132	21-Feb-18	0.119 L	24-Feb-18 18:31	1
PFTeDA	ND	0.794	5.25	8.41		B8B0132	21-Feb-18	0.119 L	24-Feb-18 18:31	1

Labeled Standards	Type	% Recovery	Limits	Qualifiers	Batch	Extracted	Samp Size	Analyzed	Dilution
13C3-PFBS	IS	102	50 - 150		B8B0132	21-Feb-18	0.119 L	24-Feb-18 18:31	1
13C2-PFHxA	IS	84.9	50 - 150		B8B0132	21-Feb-18	0.119 L	24-Feb-18 18:31	1
13C4-PFHpA	IS	85.9	50 - 150		B8B0132	21-Feb-18	0.119 L	24-Feb-18 18:31	1
18O2-PFHxS	IS	80.1	50 - 150		B8B0132	21-Feb-18	0.119 L	24-Feb-18 18:31	1
13C2-PFOA	IS	75.1	50 - 150		B8B0132	21-Feb-18	0.119 L	24-Feb-18 18:31	1
13C8-PFOS	IS	99.9	50 - 150		B8B0132	21-Feb-18	0.119 L	24-Feb-18 18:31	1
13C5-PFNA	IS	64.7	50 - 150		B8B0132	21-Feb-18	0.119 L	24-Feb-18 18:31	1
13C2-PFDA	IS	75.4	50 - 150		B8B0132	21-Feb-18	0.119 L	24-Feb-18 18:31	1
d3-MeFOSAA	IS	77.6	50 - 150		B8B0132	21-Feb-18	0.119 L	24-Feb-18 18:31	1
13C2-PFUnA	IS	48.5	50 - 150	H	B8B0132	21-Feb-18	0.119 L	24-Feb-18 18:31	1
d5-EtFOSAA	IS	78.9	50 - 150		B8B0132	21-Feb-18	0.119 L	24-Feb-18 18:31	1
13C2-PFDoA	IS	57.3	50 - 150		B8B0132	21-Feb-18	0.119 L	24-Feb-18 18:31	1
13C2-PFTeDA	IS	55.0	50 - 150		B8B0132	21-Feb-18	0.119 L	24-Feb-18 18:31	1

DL - Detection Limit
LOD - Limit of Detection
LOQ - Limit of quantitation
LCL-UCL- Lower control limit - upper control limit
Results reported to the DL.
When reported, PFHxS, PFOA and PFOS include both linear and branched isomers.
Only the linear isomer is reported for all other analytes.

Sample ID: WI-AF-MW-N2-8-0218

Modified EPA Method 537

Client Data

Name: CH2M Hill
Project: 695610.04.FI.FS
Matrix: Aqueous
Date Collected: 16-Feb-18 17:40

Laboratory Data

Lab Sample: 1800342-13
Date Received: 20-Feb-18 09:04
Column: BEH C18

Analyte	Conc. (ng/L)	DL	LOD	LOQ	Qualifiers	Batch	Extracted	Samp Size	Analyzed	Dilution
PFBS	ND	1.86	5.21	8.30		B8B0132	21-Feb-18	0.120 L	24-Feb-18 18:43	1
PFHxA	ND	2.26	5.21	8.30		B8B0132	21-Feb-18	0.120 L	24-Feb-18 18:43	1
PFHpA	ND	0.614	5.21	8.30		B8B0132	21-Feb-18	0.120 L	24-Feb-18 18:43	1
PFHxS	ND	0.983	5.21	8.30		B8B0132	21-Feb-18	0.120 L	24-Feb-18 18:43	1
PFOA	ND	0.676	5.21	8.30		B8B0132	21-Feb-18	0.120 L	24-Feb-18 18:43	1
PFOS	ND	0.838	5.21	8.30		B8B0132	21-Feb-18	0.120 L	24-Feb-18 18:43	1
PFNA	ND	0.841	5.21	8.30		B8B0132	21-Feb-18	0.120 L	24-Feb-18 18:43	1
PFDA	ND	1.55	5.21	8.30		B8B0132	21-Feb-18	0.120 L	24-Feb-18 18:43	1
MeFOSAA	ND	1.71	5.21	8.30		B8B0132	21-Feb-18	0.120 L	24-Feb-18 18:43	1
PFUnA	ND	1.09	5.21	8.30		B8B0132	21-Feb-18	0.120 L	24-Feb-18 18:43	1
EtFOSAA	ND	1.42	5.21	8.30		B8B0132	21-Feb-18	0.120 L	24-Feb-18 18:43	1
PFDoA	ND	0.822	5.21	8.30		B8B0132	21-Feb-18	0.120 L	24-Feb-18 18:43	1
PFTrDA	ND	0.513	5.21	8.30		B8B0132	21-Feb-18	0.120 L	24-Feb-18 18:43	1
PFTeDA	ND	0.784	5.21	8.30		B8B0132	21-Feb-18	0.120 L	24-Feb-18 18:43	1

Labeled Standards	Type	% Recovery	Limits	Qualifiers	Batch	Extracted	Samp Size	Analyzed	Dilution
13C3-PFBS	IS	97.6	50 - 150		B8B0132	21-Feb-18	0.120 L	24-Feb-18 18:43	1
13C2-PFHxA	IS	87.2	50 - 150		B8B0132	21-Feb-18	0.120 L	24-Feb-18 18:43	1
13C4-PFHpA	IS	92.0	50 - 150		B8B0132	21-Feb-18	0.120 L	24-Feb-18 18:43	1
18O2-PFHxS	IS	83.1	50 - 150		B8B0132	21-Feb-18	0.120 L	24-Feb-18 18:43	1
13C2-PFOA	IS	65.3	50 - 150		B8B0132	21-Feb-18	0.120 L	24-Feb-18 18:43	1
13C8-PFOS	IS	98.4	50 - 150		B8B0132	21-Feb-18	0.120 L	24-Feb-18 18:43	1
13C5-PFNA	IS	69.3	50 - 150		B8B0132	21-Feb-18	0.120 L	24-Feb-18 18:43	1
13C2-PFDA	IS	79.3	50 - 150		B8B0132	21-Feb-18	0.120 L	24-Feb-18 18:43	1
d3-MeFOSAA	IS	70.4	50 - 150		B8B0132	21-Feb-18	0.120 L	24-Feb-18 18:43	1
13C2-PFUnA	IS	70.1	50 - 150		B8B0132	21-Feb-18	0.120 L	24-Feb-18 18:43	1
d5-EtFOSAA	IS	79.0	50 - 150		B8B0132	21-Feb-18	0.120 L	24-Feb-18 18:43	1
13C2-PFDoA	IS	44.5	50 - 150	H	B8B0132	21-Feb-18	0.120 L	24-Feb-18 18:43	1
13C2-PFTeDA	IS	61.8	50 - 150		B8B0132	21-Feb-18	0.120 L	24-Feb-18 18:43	1

DL - Detection Limit
LOD - Limit of Detection
LOQ - Limit of quantitation
LCL-UCL- Lower control limit - upper control limit
Results reported to the DL.
When reported, PFHxS, PFOA and PFOS include both linear and branched isomers.
Only the linear isomer is reported for all other analytes.

Sample ID: WI-AF-MW-201-0218

Modified EPA Method 537

Client Data

Name: CH2M Hill
Project: 695610.04.FI.FS
Matrix: Aqueous
Date Collected: 17-Feb-18 14:50

Laboratory Data

Lab Sample: 1800342-14
Date Received: 20-Feb-18 09:04
Column: BEH C18

Analyte	Conc. (ng/L)	DL	LOD	LOQ	Qualifiers	Batch	Extracted	Samp Size	Analyzed	Dilution
PFBS	2090	1.88	5.25	8.40		B8B0132	21-Feb-18	0.119 L	24-Feb-18 18:54	1
PFHxA	8670	22.9	52.5	84.0	D	B8B0132	21-Feb-18	0.119 L	28-Feb-18 23:25	10
PFHpA	2400	0.620	5.25	8.40		B8B0132	21-Feb-18	0.119 L	24-Feb-18 18:54	1
PFHxS	17000	9.94	52.5	84.0	D	B8B0132	21-Feb-18	0.119 L	28-Feb-18 23:25	10
PFOA	3010	0.683	5.25	8.40	B	B8B0132	21-Feb-18	0.119 L	24-Feb-18 18:54	1
PFOS	23500	8.47	52.5	84.0	D	B8B0132	21-Feb-18	0.119 L	28-Feb-18 23:25	10
PFNA	69.0	0.850	5.25	8.40		B8B0132	21-Feb-18	0.119 L	24-Feb-18 18:54	1
PFDA	4.41	1.56	5.25	8.40	J	B8B0132	21-Feb-18	0.119 L	24-Feb-18 18:54	1
MeFOSAA	ND	1.73	5.25	8.40		B8B0132	21-Feb-18	0.119 L	24-Feb-18 18:54	1
PFUnA	ND	1.10	5.25	8.40		B8B0132	21-Feb-18	0.119 L	24-Feb-18 18:54	1
EtFOSAA	ND	1.44	5.25	8.40		B8B0132	21-Feb-18	0.119 L	24-Feb-18 18:54	1
PFDoA	ND	0.831	5.25	8.40		B8B0132	21-Feb-18	0.119 L	24-Feb-18 18:54	1
PFTrDA	ND	0.518	5.25	8.40		B8B0132	21-Feb-18	0.119 L	24-Feb-18 18:54	1
PFTeDA	ND	0.792	5.25	8.40		B8B0132	21-Feb-18	0.119 L	24-Feb-18 18:54	1

Labeled Standards	Type	% Recovery	Limits	Qualifiers	Batch	Extracted	Samp Size	Analyzed	Dilution
13C3-PFBS	IS	122	50 - 150		B8B0132	21-Feb-18	0.119 L	24-Feb-18 18:54	1
13C2-PFHxA	IS	98.5	50 - 150	D	B8B0132	21-Feb-18	0.119 L	28-Feb-18 23:25	10
13C4-PFHpA	IS	92.4	50 - 150		B8B0132	21-Feb-18	0.119 L	24-Feb-18 18:54	1
18O2-PFHxS	IS	142	50 - 150	D	B8B0132	21-Feb-18	0.119 L	28-Feb-18 23:25	10
13C2-PFOA	IS	80.7	50 - 150		B8B0132	21-Feb-18	0.119 L	24-Feb-18 18:54	1
13C8-PFOS	IS	82.6	50 - 150	D	B8B0132	21-Feb-18	0.119 L	28-Feb-18 23:25	10
13C5-PFNA	IS	71.1	50 - 150		B8B0132	21-Feb-18	0.119 L	24-Feb-18 18:54	1
13C2-PFDA	IS	71.7	50 - 150		B8B0132	21-Feb-18	0.119 L	24-Feb-18 18:54	1
d3-MeFOSAA	IS	62.6	50 - 150		B8B0132	21-Feb-18	0.119 L	24-Feb-18 18:54	1
13C2-PFUnA	IS	55.4	50 - 150		B8B0132	21-Feb-18	0.119 L	24-Feb-18 18:54	1
d5-EtFOSAA	IS	69.3	50 - 150		B8B0132	21-Feb-18	0.119 L	24-Feb-18 18:54	1
13C2-PFDoA	IS	49.1	50 - 150	H	B8B0132	21-Feb-18	0.119 L	24-Feb-18 18:54	1
13C2-PFTeDA	IS	54.4	50 - 150		B8B0132	21-Feb-18	0.119 L	24-Feb-18 18:54	1

DL - Detection Limit
LOD - Limit of Detection
LOQ - Limit of quantitation
LCL-UCL- Lower control limit - upper control limit
Results reported to the DL.
When reported, PFHxS, PFOA and PFOS include both linear and branched isomers.
Only the linear isomer is reported for all other analytes.

Sample ID: WI-AF-FB01-021718

Modified EPA Method 537

Client Data

Name: CH2M Hill
Project: 695610.04.FI.FS
Matrix: Aqueous
Date Collected: 17-Feb-18 14:55

Laboratory Data

Lab Sample: 1800342-15
Date Received: 20-Feb-18 09:04
Column: BEH C18

Analyte	Conc. (ng/L)	DL	LOD	LOQ	Qualifiers	Batch	Extracted	Samp Size	Analyzed	Dilution
PFBS	ND	2.01	5.63	8.97		B8B0132	21-Feb-18	0.111 L	07-Mar-18 19:27	1
PFHxA	ND	2.45	5.63	8.97		B8B0132	21-Feb-18	0.111 L	07-Mar-18 19:27	1
PFHpA	ND	0.663	5.63	8.97		B8B0132	21-Feb-18	0.111 L	07-Mar-18 19:27	1
PFHxS	ND	1.06	5.63	8.97		B8B0132	21-Feb-18	0.111 L	07-Mar-18 19:27	1
PFOA	ND	0.730	5.63	8.97		B8B0132	21-Feb-18	0.111 L	07-Mar-18 19:27	1
PFOS	2.23	0.905	5.63	8.97	J	B8B0132	21-Feb-18	0.111 L	07-Mar-18 19:27	1
PFNA	ND	0.908	5.63	8.97		B8B0132	21-Feb-18	0.111 L	07-Mar-18 19:27	1
PFDA	ND	1.67	5.63	8.97		B8B0132	21-Feb-18	0.111 L	07-Mar-18 19:27	1
MeFOSAA	ND	1.85	5.63	8.97		B8B0132	21-Feb-18	0.111 L	07-Mar-18 19:27	1
PFUnA	ND	1.18	5.63	8.97		B8B0132	21-Feb-18	0.111 L	07-Mar-18 19:27	1
EtFOSAA	ND	1.54	5.63	8.97		B8B0132	21-Feb-18	0.111 L	07-Mar-18 19:27	1
PFDoA	ND	0.888	5.63	8.97		B8B0132	21-Feb-18	0.111 L	07-Mar-18 19:27	1
PFTrDA	ND	0.554	5.63	8.97		B8B0132	21-Feb-18	0.111 L	07-Mar-18 19:27	1
PFTeDA	ND	0.847	5.63	8.97		B8B0132	21-Feb-18	0.111 L	07-Mar-18 19:27	1

Labeled Standards	Type	% Recovery	Limits	Qualifiers	Batch	Extracted	Samp Size	Analyzed	Dilution
13C3-PFBS	IS	114	50 - 150		B8B0132	21-Feb-18	0.111 L	07-Mar-18 19:27	1
13C2-PFHxA	IS	93.3	50 - 150		B8B0132	21-Feb-18	0.111 L	07-Mar-18 19:27	1
13C4-PFHpA	IS	89.8	50 - 150		B8B0132	21-Feb-18	0.111 L	07-Mar-18 19:27	1
18O2-PFHxS	IS	89.5	50 - 150		B8B0132	21-Feb-18	0.111 L	07-Mar-18 19:27	1
13C2-PFOA	IS	88.1	50 - 150		B8B0132	21-Feb-18	0.111 L	07-Mar-18 19:27	1
13C8-PFOS	IS	105	50 - 150		B8B0132	21-Feb-18	0.111 L	07-Mar-18 19:27	1
13C5-PFNA	IS	85.5	50 - 150		B8B0132	21-Feb-18	0.111 L	07-Mar-18 19:27	1
13C2-PFDA	IS	75.7	50 - 150		B8B0132	21-Feb-18	0.111 L	07-Mar-18 19:27	1
d3-MeFOSAA	IS	53.1	50 - 150		B8B0132	21-Feb-18	0.111 L	07-Mar-18 19:27	1
13C2-PFUnA	IS	62.9	50 - 150		B8B0132	21-Feb-18	0.111 L	07-Mar-18 19:27	1
d5-EtFOSAA	IS	66.9	50 - 150		B8B0132	21-Feb-18	0.111 L	07-Mar-18 19:27	1
13C2-PFDoA	IS	72.7	50 - 150		B8B0132	21-Feb-18	0.111 L	07-Mar-18 19:27	1
13C2-PFTeDA	IS	62.5	50 - 150		B8B0132	21-Feb-18	0.111 L	07-Mar-18 19:27	1

DL - Detection Limit
LOD - Limit of Detection
LOQ - Limit of quantitation
LCL-UCL- Lower control limit - upper control limit
Results reported to the DL.
When reported, PFHxS, PFOA and PFOS include both linear and branched isomers.
Only the linear isomer is reported for all other analytes.

Sample ID: WI-AF-4-MW-3-0218

Modified EPA Method 537

Client Data

Name: CH2M Hill
Project: 695610.04.FI.FS
Matrix: Aqueous
Date Collected: 17-Feb-18 13:35

Laboratory Data

Lab Sample: 1800342-16
Date Received: 20-Feb-18 09:04
Column: BEH C18

Analyte	Conc. (ng/L)	DL	LOD	LOQ	Qualifiers	Batch	Extracted	Samp Size	Analyzed	Dilution
PFBS	ND	2.02	5.63	9.04		B8B0132	21-Feb-18	0.111 L	24-Feb-18 19:17	1
PFHxA	ND	2.46	5.63	9.04		B8B0132	21-Feb-18	0.111 L	24-Feb-18 19:17	1
PFHpA	ND	0.667	5.63	9.04		B8B0132	21-Feb-18	0.111 L	24-Feb-18 19:17	1
PFHxS	ND	1.07	5.63	9.04		B8B0132	21-Feb-18	0.111 L	24-Feb-18 19:17	1
PFOA	0.903	0.735	5.63	9.04	J, B	B8B0132	21-Feb-18	0.111 L	24-Feb-18 19:17	1
PFOS	ND	0.911	5.63	9.04		B8B0132	21-Feb-18	0.111 L	24-Feb-18 19:17	1
PFNA	ND	0.915	5.63	9.04		B8B0132	21-Feb-18	0.111 L	24-Feb-18 19:17	1
PFDA	ND	1.68	5.63	9.04		B8B0132	21-Feb-18	0.111 L	24-Feb-18 19:17	1
MeFOSAA	ND	1.86	5.63	9.04		B8B0132	21-Feb-18	0.111 L	24-Feb-18 19:17	1
PFUnA	ND	1.19	5.63	9.04		B8B0132	21-Feb-18	0.111 L	24-Feb-18 19:17	1
EtFOSAA	ND	1.55	5.63	9.04		B8B0132	21-Feb-18	0.111 L	24-Feb-18 19:17	1
PFDoA	ND	0.894	5.63	9.04		B8B0132	21-Feb-18	0.111 L	24-Feb-18 19:17	1
PFTrDA	ND	0.558	5.63	9.04		B8B0132	21-Feb-18	0.111 L	24-Feb-18 19:17	1
PFTeDA	ND	0.853	5.63	9.04		B8B0132	21-Feb-18	0.111 L	24-Feb-18 19:17	1

Labeled Standards	Type	% Recovery	Limits	Qualifiers	Batch	Extracted	Samp Size	Analyzed	Dilution
13C3-PFBS	IS	94.0	50 - 150		B8B0132	21-Feb-18	0.111 L	24-Feb-18 19:17	1
13C2-PFHxA	IS	88.6	50 - 150		B8B0132	21-Feb-18	0.111 L	24-Feb-18 19:17	1
13C4-PFHpA	IS	78.0	50 - 150		B8B0132	21-Feb-18	0.111 L	24-Feb-18 19:17	1
18O2-PFHxS	IS	100	50 - 150		B8B0132	21-Feb-18	0.111 L	24-Feb-18 19:17	1
13C2-PFOA	IS	91.4	50 - 150		B8B0132	21-Feb-18	0.111 L	24-Feb-18 19:17	1
13C8-PFOS	IS	78.3	50 - 150		B8B0132	21-Feb-18	0.111 L	24-Feb-18 19:17	1
13C5-PFNA	IS	94.6	50 - 150		B8B0132	21-Feb-18	0.111 L	24-Feb-18 19:17	1
13C2-PFDA	IS	74.1	50 - 150		B8B0132	21-Feb-18	0.111 L	24-Feb-18 19:17	1
d3-MeFOSAA	IS	66.9	50 - 150		B8B0132	21-Feb-18	0.111 L	24-Feb-18 19:17	1
13C2-PFUnA	IS	61.2	50 - 150		B8B0132	21-Feb-18	0.111 L	24-Feb-18 19:17	1
d5-EtFOSAA	IS	75.2	50 - 150		B8B0132	21-Feb-18	0.111 L	24-Feb-18 19:17	1
13C2-PFDoA	IS	49.8	50 - 150	H	B8B0132	21-Feb-18	0.111 L	24-Feb-18 19:17	1
13C2-PFTeDA	IS	46.6	50 - 150	H	B8B0132	21-Feb-18	0.111 L	24-Feb-18 19:17	1

DL - Detection Limit
LOD - Limit of Detection
LOQ - Limit of quantitation
LCL-UCL- Lower control limit - upper control limit
Results reported to the DL.
When reported, PFHxS, PFOA and PFOS include both linear and branched isomers.
Only the linear isomer is reported for all other analytes.

Sample ID: WI-AF-EB01-021718

Modified EPA Method 537

Client Data

Name: CH2M Hill
Project: 695610.04.FI.FS
Matrix: Aqueous
Date Collected: 17-Feb-18 16:45

Laboratory Data

Lab Sample: 1800342-17
Date Received: 20-Feb-18 09:04
Column: BEH C18

Analyte	Conc. (ng/L)	DL	LOD	LOQ	Qualifiers	Batch	Extracted	Samp Size	Analyzed	Dilution
PFBS	ND	1.78	4.96	7.95		B8B0132	21-Feb-18	0.126 L	24-Feb-18 19:29	1
PFHxA	ND	2.17	4.96	7.95		B8B0132	21-Feb-18	0.126 L	24-Feb-18 19:29	1
PFHpA	ND	0.587	4.96	7.95		B8B0132	21-Feb-18	0.126 L	24-Feb-18 19:29	1
PFHxS	ND	0.941	4.96	7.95		B8B0132	21-Feb-18	0.126 L	24-Feb-18 19:29	1
PFOA	0.814	0.647	4.96	7.95	J, B	B8B0132	21-Feb-18	0.126 L	24-Feb-18 19:29	1
PFOS	1.95	0.802	4.96	7.95	J	B8B0132	21-Feb-18	0.126 L	24-Feb-18 19:29	1
PFNA	ND	0.805	4.96	7.95		B8B0132	21-Feb-18	0.126 L	24-Feb-18 19:29	1
PFDA	ND	1.48	4.96	7.95		B8B0132	21-Feb-18	0.126 L	24-Feb-18 19:29	1
MeFOSAA	ND	1.64	4.96	7.95		B8B0132	21-Feb-18	0.126 L	24-Feb-18 19:29	1
PFUnA	ND	1.04	4.96	7.95		B8B0132	21-Feb-18	0.126 L	24-Feb-18 19:29	1
EtFOSAA	ND	1.36	4.96	7.95		B8B0132	21-Feb-18	0.126 L	24-Feb-18 19:29	1
PFDoA	ND	0.787	4.96	7.95		B8B0132	21-Feb-18	0.126 L	24-Feb-18 19:29	1
PFTrDA	ND	0.491	4.96	7.95		B8B0132	21-Feb-18	0.126 L	24-Feb-18 19:29	1
PFTeDA	ND	0.750	4.96	7.95		B8B0132	21-Feb-18	0.126 L	24-Feb-18 19:29	1

Labeled Standards	Type	% Recovery	Limits	Qualifiers	Batch	Extracted	Samp Size	Analyzed	Dilution
13C3-PFBS	IS	99.6	50 - 150		B8B0132	21-Feb-18	0.126 L	24-Feb-18 19:29	1
13C2-PFHxA	IS	75.9	50 - 150		B8B0132	21-Feb-18	0.126 L	24-Feb-18 19:29	1
13C4-PFHpA	IS	83.5	50 - 150		B8B0132	21-Feb-18	0.126 L	24-Feb-18 19:29	1
18O2-PFHxS	IS	105	50 - 150		B8B0132	21-Feb-18	0.126 L	24-Feb-18 19:29	1
13C2-PFOA	IS	81.6	50 - 150		B8B0132	21-Feb-18	0.126 L	24-Feb-18 19:29	1
13C8-PFOS	IS	81.4	50 - 150		B8B0132	21-Feb-18	0.126 L	24-Feb-18 19:29	1
13C5-PFNA	IS	71.1	50 - 150		B8B0132	21-Feb-18	0.126 L	24-Feb-18 19:29	1
13C2-PFDA	IS	62.9	50 - 150		B8B0132	21-Feb-18	0.126 L	24-Feb-18 19:29	1
d3-MeFOSAA	IS	77.7	50 - 150		B8B0132	21-Feb-18	0.126 L	24-Feb-18 19:29	1
13C2-PFUnA	IS	67.9	50 - 150		B8B0132	21-Feb-18	0.126 L	24-Feb-18 19:29	1
d5-EtFOSAA	IS	85.7	50 - 150		B8B0132	21-Feb-18	0.126 L	24-Feb-18 19:29	1
13C2-PFDoA	IS	52.9	50 - 150		B8B0132	21-Feb-18	0.126 L	24-Feb-18 19:29	1
13C2-PFTeDA	IS	46.0	50 - 150	H	B8B0132	21-Feb-18	0.126 L	24-Feb-18 19:29	1

DL - Detection Limit
LOD - Limit of Detection
LOQ - Limit of quantitation
LCL-UCL- Lower control limit - upper control limit
Results reported to the DL.
When reported, PFHxS, PFOA and PFOS include both linear and branched isomers.
Only the linear isomer is reported for all other analytes.

Sample ID: WI-AF-N2-6C-0218

Modified EPA Method 537

Client Data

Name: CH2M Hill
Project: 695610.04.FI.FS
Matrix: Aqueous
Date Collected: 18-Feb-18 11:40

Laboratory Data

Lab Sample: 1800342-18
Date Received: 20-Feb-18 09:04
Column: BEH C18

Analyte	Conc. (ng/L)	DL	LOD	LOQ	Qualifiers	Batch	Extracted	Samp Size	Analyzed	Dilution
PFBS	98.7	1.92	5.39	8.60		B8B0132	21-Feb-18	0.116 L	24-Feb-18 19:40	1
PFHxA	762	2.34	5.39	8.60		B8B0132	21-Feb-18	0.116 L	24-Feb-18 19:40	1
PFHpA	726	0.636	5.39	8.60		B8B0132	21-Feb-18	0.116 L	24-Feb-18 19:40	1
PFHxS	2570	1.02	5.39	8.60		B8B0132	21-Feb-18	0.116 L	24-Feb-18 19:40	1
PFOA	671	0.700	5.39	8.60	B	B8B0132	21-Feb-18	0.116 L	24-Feb-18 19:40	1
PFOS	9450	4.34	26.9	43.0	D	B8B0132	21-Feb-18	0.116 L	28-Feb-18 23:36	5
PFNA	139	0.871	5.39	8.60		B8B0132	21-Feb-18	0.116 L	24-Feb-18 19:40	1
PFDA	27.7	1.60	5.39	8.60		B8B0132	21-Feb-18	0.116 L	24-Feb-18 19:40	1
MeFOSAA	ND	1.77	5.39	8.60		B8B0132	21-Feb-18	0.116 L	24-Feb-18 19:40	1
PFUnA	ND	1.13	5.39	8.60		B8B0132	21-Feb-18	0.116 L	24-Feb-18 19:40	1
EtFOSAA	ND	1.47	5.39	8.60		B8B0132	21-Feb-18	0.116 L	24-Feb-18 19:40	1
PFDoA	ND	0.852	5.39	8.60		B8B0132	21-Feb-18	0.116 L	24-Feb-18 19:40	1
PFTrDA	ND	0.531	5.39	8.60		B8B0132	21-Feb-18	0.116 L	24-Feb-18 19:40	1
PFTeDA	ND	0.812	5.39	8.60		B8B0132	21-Feb-18	0.116 L	24-Feb-18 19:40	1

Labeled Standards	Type	% Recovery	Limits	Qualifiers	Batch	Extracted	Samp Size	Analyzed	Dilution
13C3-PFBS	IS	109	50 - 150		B8B0132	21-Feb-18	0.116 L	24-Feb-18 19:40	1
13C2-PFHxA	IS	83.3	50 - 150		B8B0132	21-Feb-18	0.116 L	24-Feb-18 19:40	1
13C4-PFHpA	IS	88.7	50 - 150		B8B0132	21-Feb-18	0.116 L	24-Feb-18 19:40	1
18O2-PFHxS	IS	78.8	50 - 150		B8B0132	21-Feb-18	0.116 L	24-Feb-18 19:40	1
13C2-PFOA	IS	75.8	50 - 150		B8B0132	21-Feb-18	0.116 L	24-Feb-18 19:40	1
13C8-PFOS	IS	82.9	50 - 150	D	B8B0132	21-Feb-18	0.116 L	28-Feb-18 23:36	5
13C5-PFNA	IS	61.8	50 - 150		B8B0132	21-Feb-18	0.116 L	24-Feb-18 19:40	1
13C2-PFDA	IS	63.9	50 - 150		B8B0132	21-Feb-18	0.116 L	24-Feb-18 19:40	1
d3-MeFOSAA	IS	90.6	50 - 150		B8B0132	21-Feb-18	0.116 L	24-Feb-18 19:40	1
13C2-PFUnA	IS	59.8	50 - 150		B8B0132	21-Feb-18	0.116 L	24-Feb-18 19:40	1
d5-EtFOSAA	IS	92.4	50 - 150		B8B0132	21-Feb-18	0.116 L	24-Feb-18 19:40	1
13C2-PFDoA	IS	63.2	50 - 150		B8B0132	21-Feb-18	0.116 L	24-Feb-18 19:40	1
13C2-PFTeDA	IS	58.3	50 - 150		B8B0132	21-Feb-18	0.116 L	24-Feb-18 19:40	1

DL - Detection Limit
LOD - Limit of Detection
LOQ - Limit of quantitation
LCL-UCL- Lower control limit - upper control limit
Results reported to the DL.
When reported, PFHxS, PFOA and PFOS include both linear and branched isomers.
Only the linear isomer is reported for all other analytes.

Sample ID: WI-AF-FB01-021818

Modified EPA Method 537

Client Data

Name: CH2M Hill
Project: 695610.04.FI.FS
Matrix: Aqueous
Date Collected: 18-Feb-18 11:45

Laboratory Data

Lab Sample: 1800342-19
Date Received: 20-Feb-18 09:04
Column: BEH C18

Analyte	Conc. (ng/L)	DL	LOD	LOQ	Qualifiers	Batch	Extracted	Samp Size	Analyzed	Dilution
PFBS	ND	1.97	5.48	8.78		B8B0132	21-Feb-18	0.114 L	24-Feb-18 19:52	1
PFHxA	ND	2.39	5.48	8.78		B8B0132	21-Feb-18	0.114 L	24-Feb-18 19:52	1
PFHpA	ND	0.649	5.48	8.78		B8B0132	21-Feb-18	0.114 L	24-Feb-18 19:52	1
PFHxS	ND	1.04	5.48	8.78		B8B0132	21-Feb-18	0.114 L	24-Feb-18 19:52	1
PFOA	1.01	0.715	5.48	8.78	J, B	B8B0132	21-Feb-18	0.114 L	24-Feb-18 19:52	1
PFOS	ND	0.886	5.48	8.78		B8B0132	21-Feb-18	0.114 L	24-Feb-18 19:52	1
PFNA	ND	0.889	5.48	8.78		B8B0132	21-Feb-18	0.114 L	24-Feb-18 19:52	1
PFDA	ND	1.64	5.48	8.78		B8B0132	21-Feb-18	0.114 L	24-Feb-18 19:52	1
MeFOSAA	ND	1.81	5.48	8.78		B8B0132	21-Feb-18	0.114 L	24-Feb-18 19:52	1
PFUnA	ND	1.15	5.48	8.78		B8B0132	21-Feb-18	0.114 L	24-Feb-18 19:52	1
EtFOSAA	ND	1.50	5.48	8.78		B8B0132	21-Feb-18	0.114 L	24-Feb-18 19:52	1
PFDoA	ND	0.869	5.48	8.78		B8B0132	21-Feb-18	0.114 L	24-Feb-18 19:52	1
PFTrDA	ND	0.542	5.48	8.78		B8B0132	21-Feb-18	0.114 L	24-Feb-18 19:52	1
PFTeDA	ND	0.829	5.48	8.78		B8B0132	21-Feb-18	0.114 L	24-Feb-18 19:52	1

Labeled Standards	Type	% Recovery	Limits	Qualifiers	Batch	Extracted	Samp Size	Analyzed	Dilution
13C3-PFBS	IS	99.2	50 - 150		B8B0132	21-Feb-18	0.114 L	24-Feb-18 19:52	1
13C2-PFHxA	IS	83.2	50 - 150		B8B0132	21-Feb-18	0.114 L	24-Feb-18 19:52	1
13C4-PFHpA	IS	84.0	50 - 150		B8B0132	21-Feb-18	0.114 L	24-Feb-18 19:52	1
18O2-PFHxS	IS	80.3	50 - 150		B8B0132	21-Feb-18	0.114 L	24-Feb-18 19:52	1
13C2-PFOA	IS	63.7	50 - 150		B8B0132	21-Feb-18	0.114 L	24-Feb-18 19:52	1
13C8-PFOS	IS	84.2	50 - 150		B8B0132	21-Feb-18	0.114 L	24-Feb-18 19:52	1
13C5-PFNA	IS	62.7	50 - 150		B8B0132	21-Feb-18	0.114 L	24-Feb-18 19:52	1
13C2-PFDA	IS	68.0	50 - 150		B8B0132	21-Feb-18	0.114 L	24-Feb-18 19:52	1
d3-MeFOSAA	IS	88.3	50 - 150		B8B0132	21-Feb-18	0.114 L	24-Feb-18 19:52	1
13C2-PFUnA	IS	62.5	50 - 150		B8B0132	21-Feb-18	0.114 L	24-Feb-18 19:52	1
d5-EtFOSAA	IS	84.8	50 - 150		B8B0132	21-Feb-18	0.114 L	24-Feb-18 19:52	1
13C2-PFDoA	IS	64.2	50 - 150		B8B0132	21-Feb-18	0.114 L	24-Feb-18 19:52	1
13C2-PFTeDA	IS	69.9	50 - 150		B8B0132	21-Feb-18	0.114 L	24-Feb-18 19:52	1

DL - Detection Limit
LOD - Limit of Detection
LOQ - Limit of quantitation
LCL-UCL- Lower control limit - upper control limit
Results reported to the DL.
When reported, PFHxS, PFOA and PFOS include both linear and branched isomers.
Only the linear isomer is reported for all other analytes.

Sample ID: WI-AF-MW-200-0218

Modified EPA Method 537

Client Data

Name: CH2M Hill
Project: 695610.04.FI.FS
Matrix: Aqueous
Date Collected: 18-Feb-18 11:50

Laboratory Data

Lab Sample: 1800342-20
Date Received: 20-Feb-18 09:04
Column: BEH C18

Analyte	Conc. (ng/L)	DL	LOD	LOQ	Qualifiers	Batch	Extracted	Samp Size	Analyzed	Dilution
PFBS	879	1.87	5.21	8.35		B8B0130	22-Feb-18	0.120 L	02-Mar-18 03:21	1
PFHxA	2550	2.28	5.21	8.35		B8B0130	22-Feb-18	0.120 L	02-Mar-18 03:21	1
PFHpA	334	0.617	5.21	8.35		B8B0130	22-Feb-18	0.120 L	02-Mar-18 03:21	1
PFHxS	1810	9.88	52.1	83.5	D	B8B0130	22-Feb-18	0.120 L	06-Mar-18 18:14	10
PFOA	436	0.679	5.21	8.35		B8B0130	22-Feb-18	0.120 L	02-Mar-18 03:21	1
PFOS	96.5	0.842	5.21	8.35		B8B0130	22-Feb-18	0.120 L	02-Mar-18 03:21	1
PFNA	ND	0.845	5.21	8.35		B8B0130	22-Feb-18	0.120 L	02-Mar-18 03:21	1
PFDA	ND	1.56	5.21	8.35		B8B0130	22-Feb-18	0.120 L	02-Mar-18 03:21	1
MeFOSAA	ND	1.72	5.21	8.35		B8B0130	22-Feb-18	0.120 L	02-Mar-18 03:21	1
PFUnA	ND	1.10	5.21	8.35		B8B0130	22-Feb-18	0.120 L	02-Mar-18 03:21	1
EtFOSAA	ND	1.43	5.21	8.35		B8B0130	22-Feb-18	0.120 L	02-Mar-18 03:21	1
PFDoA	ND	0.827	5.21	8.35		B8B0130	22-Feb-18	0.120 L	02-Mar-18 03:21	1
PFTrDA	ND	0.516	5.21	8.35		B8B0130	22-Feb-18	0.120 L	02-Mar-18 03:21	1
PFTeDA	ND	0.788	5.21	8.35		B8B0130	22-Feb-18	0.120 L	02-Mar-18 03:21	1

Labeled Standards	Type	% Recovery	Limits	Qualifiers	Batch	Extracted	Samp Size	Analyzed	Dilution
13C3-PFBS	IS	101	50 - 150		B8B0130	22-Feb-18	0.120 L	02-Mar-18 03:21	1
13C2-PFHxA	IS	89.2	50 - 150		B8B0130	22-Feb-18	0.120 L	02-Mar-18 03:21	1
13C4-PFHpA	IS	89.4	50 - 150		B8B0130	22-Feb-18	0.120 L	02-Mar-18 03:21	1
18O2-PFHxS	IS	88.6	50 - 150	D	B8B0130	22-Feb-18	0.120 L	06-Mar-18 18:14	10
13C2-PFOA	IS	85.8	50 - 150		B8B0130	22-Feb-18	0.120 L	02-Mar-18 03:21	1
13C8-PFOS	IS	86.8	50 - 150		B8B0130	22-Feb-18	0.120 L	02-Mar-18 03:21	1
13C5-PFNA	IS	71.1	50 - 150		B8B0130	22-Feb-18	0.120 L	02-Mar-18 03:21	1
13C2-PFDA	IS	59.4	50 - 150		B8B0130	22-Feb-18	0.120 L	02-Mar-18 03:21	1
d3-MeFOSAA	IS	82.2	50 - 150		B8B0130	22-Feb-18	0.120 L	02-Mar-18 03:21	1
13C2-PFUnA	IS	84.4	50 - 150		B8B0130	22-Feb-18	0.120 L	02-Mar-18 03:21	1
d5-EtFOSAA	IS	80.8	50 - 150		B8B0130	22-Feb-18	0.120 L	02-Mar-18 03:21	1
13C2-PFDoA	IS	76.5	50 - 150		B8B0130	22-Feb-18	0.120 L	02-Mar-18 03:21	1
13C2-PFTeDA	IS	74.8	50 - 150		B8B0130	22-Feb-18	0.120 L	02-Mar-18 03:21	1

DL - Detection Limit
LOD - Limit of Detection
LOQ - Limit of quantitation
LCL-UCL- Lower control limit - upper control limit
Results reported to the DL.
When reported, PFHxS, PFOA and PFOS include both linear and branched isomers.
Only the linear isomer is reported for all other analytes.

Sample ID: WI-AF-EB01-021818

Modified EPA Method 537

Client Data

Name: CH2M Hill
Project: 695610.04.FI.FS
Matrix: Aqueous
Date Collected: 18-Feb-18 12:10

Laboratory Data

Lab Sample: 1800342-21
Date Received: 20-Feb-18 09:04
Column: BEH C18

Analyte	Conc. (ng/L)	DL	LOD	LOQ	Qualifiers	Batch	Extracted	Samp Size	Analyzed	Dilution
PFBS	ND	1.86	5.21	8.33		B8B0130	22-Feb-18	0.120 L	28-Feb-18 12:20	1
PFHxA	ND	2.27	5.21	8.33		B8B0130	22-Feb-18	0.120 L	28-Feb-18 12:20	1
PFHpA	ND	0.615	5.21	8.33		B8B0130	22-Feb-18	0.120 L	28-Feb-18 12:20	1
PFHxS	ND	0.986	5.21	8.33		B8B0130	22-Feb-18	0.120 L	28-Feb-18 12:20	1
PFOA	ND	0.678	5.21	8.33		B8B0130	22-Feb-18	0.120 L	28-Feb-18 12:20	1
PFOS	ND	0.840	5.21	8.33		B8B0130	22-Feb-18	0.120 L	28-Feb-18 12:20	1
PFNA	ND	0.843	5.21	8.33		B8B0130	22-Feb-18	0.120 L	28-Feb-18 12:20	1
PFDA	ND	1.55	5.21	8.33		B8B0130	22-Feb-18	0.120 L	28-Feb-18 12:20	1
MeFOSAA	ND	1.72	5.21	8.33		B8B0130	22-Feb-18	0.120 L	28-Feb-18 12:20	1
PFUnA	ND	1.09	5.21	8.33		B8B0130	22-Feb-18	0.120 L	28-Feb-18 12:20	1
EtFOSAA	ND	1.43	5.21	8.33		B8B0130	22-Feb-18	0.120 L	28-Feb-18 12:20	1
PFDoA	ND	0.825	5.21	8.33		B8B0130	22-Feb-18	0.120 L	28-Feb-18 12:20	1
PFTrDA	ND	0.514	5.21	8.33		B8B0130	22-Feb-18	0.120 L	28-Feb-18 12:20	1
PFTeDA	ND	0.786	5.21	8.33		B8B0130	22-Feb-18	0.120 L	28-Feb-18 12:20	1

Labeled Standards	Type	% Recovery	Limits	Qualifiers	Batch	Extracted	Samp Size	Analyzed	Dilution
13C3-PFBS	IS	112	50 - 150		B8B0130	22-Feb-18	0.120 L	28-Feb-18 12:20	1
13C2-PFHxA	IS	87.3	50 - 150		B8B0130	22-Feb-18	0.120 L	28-Feb-18 12:20	1
13C4-PFHpA	IS	80.9	50 - 150		B8B0130	22-Feb-18	0.120 L	28-Feb-18 12:20	1
18O2-PFHxS	IS	91.5	50 - 150		B8B0130	22-Feb-18	0.120 L	28-Feb-18 12:20	1
13C2-PFOA	IS	61.7	50 - 150		B8B0130	22-Feb-18	0.120 L	28-Feb-18 12:20	1
13C8-PFOS	IS	80.4	50 - 150		B8B0130	22-Feb-18	0.120 L	28-Feb-18 12:20	1
13C5-PFNA	IS	78.0	50 - 150		B8B0130	22-Feb-18	0.120 L	28-Feb-18 12:20	1
13C2-PFDA	IS	72.6	50 - 150		B8B0130	22-Feb-18	0.120 L	28-Feb-18 12:20	1
d3-MeFOSAA	IS	65.2	50 - 150		B8B0130	22-Feb-18	0.120 L	28-Feb-18 12:20	1
13C2-PFUnA	IS	50.7	50 - 150		B8B0130	22-Feb-18	0.120 L	28-Feb-18 12:20	1
d5-EtFOSAA	IS	54.7	50 - 150		B8B0130	22-Feb-18	0.120 L	28-Feb-18 12:20	1
13C2-PFDoA	IS	58.2	50 - 150		B8B0130	22-Feb-18	0.120 L	28-Feb-18 12:20	1
13C2-PFTeDA	IS	52.7	50 - 150		B8B0130	22-Feb-18	0.120 L	28-Feb-18 12:20	1

DL - Detection Limit
LOD - Limit of Detection
LOQ - Limit of quantitation
LCL-UCL- Lower control limit - upper control limit
Results reported to the DL.
When reported, PFHxS, PFOA and PFOS include both linear and branched isomers.
Only the linear isomer is reported for all other analytes.

DATA QUALIFIERS & ABBREVIATIONS

B	**This compound was also detected in the method blank.**
D	**Dilution**
E	**The associated compound concentration exceeded the calibration range of the instrument.**
H	**Recovery and/or RPD was outside laboratory acceptance limits.**
I	**Chemical Interference**
J	**The amount detected is below the Reporting Limit/LOQ.**
M	**Estimated Maximum Possible Concentration. (CA Region 2 projects only)**
*****	**See Cover Letter**
Conc.	**Concentration**
NA	**Not applicable**
ND	**Not Detected**
TEQ	**Toxic Equivalency**
U	**Not Detected (specific projects only)**

Unless otherwise noted, solid sample results are reported in dry weight. Tissue samples are reported in wet weight.

CERTIFICATIONS

Accrediting Authority	Certificate Number
Alaska Department of Environmental Conservation	17-013
Arkansas Department of Environmental Quality	17-015-0
California Department of Health – ELAP	2892
DoD ELAP - A2LA Accredited - ISO/IEC 17025:2005	3091.01
Florida Department of Health	E87777-18
Hawaii Department of Health	N/A
Louisiana Department of Environmental Quality	01977
Maine Department of Health	2016026
Minnesota Department of Health	1322288
New Hampshire Environmental Accreditation Program	207717
New Jersey Department of Environmental Protection	CA003
New York Department of Health	11411
Oregon Laboratory Accreditation Program	4042-008
Pennsylvania Department of Environmental Protection	014
Texas Commission on Environmental Quality	T104704189-17-8
Virginia Department of General Services	9077
Washington Department of Ecology	C584
Wisconsin Department of Natural Resources	998036160

Current certificates and lists of licensed parameters are located in the Quality Assurance office and are available upon request.

Vista Analytical Laboratory

CHAIN OF CUSTODY

CTO-4041

For Laboratory Use Only
Work Order #: 1800342 Temp: 0.0 °C
Storage ID: WR-2 Storage Secured: Yes [X] No [ ]

Project ID: 695610.04.FI.ES PO#: Sampler: Jennifer Ulrich (name)

TAT (check one): Standard: [ ] 21 days Rush (surcharge may apply): [ ] 14 days [ ] 7 days Specify: 10 day

~~REBECCA MACO CH2M~~ (MF)

Invoice to: Name	Company	Address	City	State	Ph#	Fax#
REBECCA MACO	CH2M	1100 112th AVE NE STE 500	Bellevue	WA	98004 (425)698.9394	

Relinquished by (printed name and signature)	Date	Time	Received by (printed name and signature)	Date	Time
Jennifer Ulrich Jennifer Ulrich	2/19/18	1430	Marissa Sparks MSparks	02/20/18	0932
Relinquished by (printed name and signature)	Date	Time	Received by (printed name and signature)	Date	Time

SHIP TO: Vista Analytical Laboratory
1104 Windfield Way
El Dorado Hills, CA 95762
(916) 673-1520 * Fax (916) 673-0106

Method of Shipment: Fed Ex

ATTN: _____ Tracking No.: _____

Add Analysis(es) Requested

Sample ID	Date	Time	Location/Sample Description	Container(s) Quantity	Type	Matrix	Mod. EPA Method 537: PFOA/PFOS	UCMR3 PFAS List:6	537 List: 14	Full List of 26	Other- Please List Below	EPA Method 537(DW only): PFOA/PFOS	UCMR3 PFAS List:6	PFAS List: 14	Comments
WI-AF-29-MW-4-0218	2/13/18	1350		2	P	Aq			2					R	
WI-AF-29-MW-4P-0218	2/13/18	1355		2	P	Aq			2					R	
WI-AF-FB01-021318	2/13/18	1400		2	P	Aq			2					R	
WI-AF-EB01-021318	2/13/18	1415		2	P	Aq			2					R	
WI-AF-EB03-021318	2/13/18	1420		2	P	Aq			2					R	
WI-AF-EB04-021318	2/13/18	1425		2	P	Aq			2					R	
WI-AF-MW-N2-9-0218	2/15/18	1305		2	P	Aq			2						
WI-AF-MW-N7-9-0218-MS	2/15/18	1305		2	P	Aq			2						
WI-AF-MW-N2-9-0218-MSD	2/15/18	1305		2	P	Aq			2						
WI-AF-MW-N2-9P-0218	2/15/18	1310		2	P	Aq			2						

Special Instructions/Comments: _____

SEND DOCUMENTATION AND RESULTS TO:

Name: TIFFANY HILL (PROJECT CHEMIST)
Company: CH2M
Address: 1100 NE CIRCLE BLVD. Ste 300
City: CORVALLIS State: OR Zip: 97330
Phone: (541)768-3109 Fax: _____
Email: TIFFANY.HILL@CH2M.COM

Container Types: P= HDPE, PJ= HDPE Jar, O = Other: _____

Bottle Preservation Type: T = Thiosulfate, TZ = Trizma: _____

Matrix Types: AQ = Aqueous, DW = Drinking Water, EF = Effluent, PP = Pulp/Paper, SD = Sediment, SL = Sludge, SO = Soil, WW = Wastewater, B = Blood/Serum, O = Other: _____

Page: 1 of 1

Vista Analytical Laboratory

CHAIN OF CUSTODY

For Laboratory Use Only
Work Order #: 1800342 Temp: 0.0 °C
Storage ID: WR-2 Storage Secured: Yes [X] No [ ]

Project ID: 695610.04.F1.FS PO#: CTO-4041 Sampler: Jennifer Ulrich (name)

TAT (check one): Standard: [ ] 21 days Rush (surcharge may apply) [ ] 14 days [ ] 7 days Specify: 10 day

Invoice to: Name	Company	Address	City	State	Ph#	Fax#
REBECCA MACO	CH2M	1100 112th AVE NE STE 500	Bellevue	WA	98004	(425) 698.9394

Relinquished by (printed name and signature)	Date	Time	Received by (printed name and signature)	Date	Time
Jennifer Ulrich Jennifer Ulrich	2/19/18	1430	Marissa Sparks MSparks	02/20/18	0931
Relinquished by (printed name and signature)	Date	Time	Received by (printed name and signature)	Date	Time

SHIP TO: Vista Analytical Laboratory
1104 Windfield Way
El Dorado Hills, CA 95762
(916) 673-1520 * Fax (916) 673-0106

ATTN:

Method of Shipment: FedEx

Tracking No.:

Add Analysis(es) Requested

Sample ID	Date	Time	Location/Sample Description	Container(s) Quantity	Type	Matrix	Mod. EPA Method 537 PFOA/PFOS	UCMR3 PFAS List:6	537 List: 14	Full List of 26	Other: Please List Below	EPA Method 537(DW only) PFOA/PFOS	UCMR3 PFAS List:6	PFAS List: 14	Comments
WI-AF-FB01-021518	2/15/18	1315		2	P	Aq			2						
WI-AF-MW-N2-TPS-0218	2/15/18	1600		2	P	Aq			2						
WI-AF-MW-N2-3-0218	02/16/18	1240		2	P	Aq			2						
WI-AF-EB01-021618	02/16/18	1455		2	P	Aq			2						
WI-AF-MW-N2-E-0218	02/16/18	1740		2	P	Aq			2						~~HOLD - ONLY RUN @ REQUEST FROM PJ CHEMIST.~~
WI-AF-MW-2B1-0218	02/17/18	1450		2	P	Aq			2						
WI-AF-FB01-021718	02/17/18	1455		2	P	Aq			2						
WI-AF-4-MW-3-0218	02/17/18	1335		2	P	Aq			2						~~HOLD - ONLY RUN AT REQUEST FROM PJ CHEM.~~
WI-AF-EB01-021718	02/17/18	1645		2	P	Aq			2						
WI-AF-N2-6C-0218	2/18/18	1140		2	P	Aq			2						

Special Instructions/Comments:

SEND DOCUMENTATION AND RESULTS TO:

Name: TIFFANY HILL (PROJECT CHEMIST)
Company: CH2M
Address: 1100 NE CIRCLE BLVD Ste 300
City: Corvallis State: OR Zip: 97330
Phone: (541) 768.3109 Fax:
Email: TIFFANY.HILL@CH2M.COM

Container Types: P= HDPE, PJ= HDPE Jar
O = Other:

Bottle Preservation Type: T = Thiosulfate,
TZ = Trizma:

Matrix Types: AQ = Aqueous, DW = Drinking Water, EF = Effluent, PP = Pulp/Paper, SD = Sediment, SL = Sludge, SO = Soil, WW = Wastewater, B = Blood/Serum, O = Other:

Vista Analytical Laboratory

CHAIN OF CUSTODY

For Laboratory Use Only
Work Order #: 1800342 Temp: 0.0 °C
Storage ID: WR-2 Storage Secured: Yes [X] No [ ]

Project ID: 695610.04.FI.FS PO#: CTO-4041 Sampler: Jennifer Ulrich (name)

TAT (check one): Standard: [ ] 21 days Rush (surcharge may apply) [ ] 14 days [ ] 7 days Specify: 10 DAY

Invoice to: Name	Company	Address	City	State	Ph#	Fax#
REBECCA MACO	CH2M	1100 112th Ave STE. 500	Bellevue	WA	98004 (425) 698.9394	

Relinquished by (printed name and signature)	Date	Time	Received by (printed name and signature)	Date	Time
Jennifer Ulrich Jennifer Ulrich	2/19/18	1430	Marissa Sparks MSparks	02/20/18	0931
Relinquished by (printed name and signature)	Date	Time	Received by (printed name and signature)	Date	Time

SHIP TO: Vista Analytical Laboratory
1104 Windfield Way
El Dorado Hills, CA 95762
(916) 673-1520 * Fax (916) 673-0106

Method of Shipment: Fed Ex

ATTN: _____ Tracking No.: _____

Add Analysis(es) Requested

Sample ID	Date	Time	Location/Sample Description	Container(s) Quantity	Type	Matrix	Mod. EPA Method 537 PFOA/PFOS	UCMR3 PFAS List:6	537 List: 14	Full List of 26	Other: Please List Below	EPA Method 537(DW only) PFOA/PFOS	UCMR3 PFAS List:6	PFAS List: 14	Comments
WI-AF-FB01-021818	2/18/18	1145		2	P	Aq			2						
WI-AF-MW-200-021818	2/18/18	1150		2	P	Aq			2						
WI-AF-EB01-021818	2/18/18	1210		2	P	Aq			2						

Special Instructions/Comments: _____

SEND DOCUMENTATION AND RESULTS TO:

Name: TIFFANY HILL (Project Chemist)
Company: CH2M
Address: 1100 NE CIRCLE BLVD. Ste 300
City: CORVALLIS State: OR Zip: 97330
Phone: 541) 768-3109 Fax: _____
Email: TIFFANY.HILL@CH2M.COM

Container Types: P= HDPE, PJ= HDPE Jar
O = Other: _____

Bottle Preservation Type: T = Thiosulfate,
TZ = Trizma: _____

Matrix Types: AQ = Aqueous, DW = Drinking Water, EF = Effluent, PP = Pulp/Paper, SD = Sediment, SL = Sludge, SO = Soil, WW = Wastewater, B = Blood/Serum, O = Other: _____

Vista Analytical Laboratory

Sample Log-in Checklist

EXACT COPY OF THE ORIGINAL
INIT MWS 02/20/18

Vista Work Order #: 1800342 **TAT** 10 days

Samples Arrival:	**Date/Time** 02/20/18 0904	**Initials:** MWS	**Location:** WR-2 **Shelf/Rack:** N/A
Logged In:	**Date/Time** 02/20/18 1342	**Initials:** MWS	**Location:** WR-2 **Shelf/Rack:** F-3

Delivered By:	(FedEx)	UPS	On Trac	GSO	DHL	Hand Delivered	Other
Preservation:	(Ice)	Blue Ice	Dry Ice	None		

Temp °C: 0.1	(uncorrected)	**Time:** 0930	**Thermometer ID:** IR-4
Temp °C: 0.0	(corrected)	**Probe used:** Yes☐ No☒	

	YES	NO	NA
Adequate Sample Volume Received?	✓		
Holding Time Acceptable?	✓		
Shipping Container(s) Intact?	✓		
Shipping Custody Seals Intact?	✓		
Shipping Documentation Present?	✓		
Airbill — Trk # 7897 9717 0873	✓		
Sample Container Intact?	✓		
Sample Custody Seals Intact?			✓
Chain of Custody / Sample Documentation Present?	✓		
COC Anomaly/Sample Acceptance Form completed?		✓	✓

If Chlorinated or Drinking Water Samples, Acceptable Preservation?						✓
Preservation Documented:	$Na_2S_2O_3$	Trizma	(None)	(Yes)	No	NA
Shipping Container	(Vista)	Client	(Retain)	Return	Dispose	

Comments: Sample label / COC ID

WI-3F-EB04-0213 (1 container) WI-3F-EB04-021318

* WI-3F-EB04-021318 (1 container)

* containers were received in a ziploc bag together, on bottle designated the "2" bottle it was observed at prep level the nomenclature of the client label the "18" was omitted from ID. MWS 02/21/18

March 12, 2018

Vista Work Order No. 1800342

Ms. Tiffany Hill
CH2M Hill
1100 NE Circle Blvd. Suite 300
Corvallis, OR 97330

Dear Ms. Hill,

Enclosed are the results for the sample set received at Vista Analytical Laboratory on February 20, 2018. This sample set was analyzed on a rush turn-around time, under your Project Name '695610.04.FI.FS'.

Vista Analytical Laboratory is committed to serving you effectively. If you require additional information, please contact me at 916-673-1520 or by email at mmaier@vista-analytical.com.

Thank you for choosing Vista as part of your analytical support team.

Sincerely,

Martha Maier
Laboratory Director

Vista Analytical Laboratory certifies that the report herein meets all the requirements set forth by NELAP for those applicable test methods. Results relate only to the samples as received by the laboratory. This report should not be reproduced except in full without the written approval of Vista.

Vista Work Order No. 1800342
Case Narrative

Sample Condition on Receipt:

Twenty-one aqueous samples were received in good condition and within the method temperature requirements. The samples were received and stored securely in accordance with Vista standard operating procedures and EPA methodology.

Analytical Notes:

Modified EPA Method 537

Samples "WI-AF-MW-N2-9-0218", "WI-AF-MW-N2-9P-0218", "WI-AF-MW-N2-3-0218", "WI-AF-MW-N2-8-0218" and "WI-AF-4-MW-3-0218" contained particulate and were centrifuged prior to extraction.

The samples were extracted and analyzed for a selected list of PFAS using Modified EPA Method 537.

Holding Times

The samples were extracted and analyzed within the method hold times.

Quality Control

The Initial Calibrations met the method acceptance criteria for all associated analytes. The recoveries of PFTeDA were >130% in two Continuing Calibration Verifications and the recoveries of PFTrDA, PFHpS and PFDS were > 130% in one Continuing Calibration Verification. These analytes were not detected in the samples. The acceptance criteria was met for all other analytes.

A Method Blank and Ongoing Precision and Recovery (OPR) sample were extracted and analyzed with the preparation batch. No analytes were detected in the Method Blank above 1/2 the LOQ. The OPR recovey of PFTrDA was >130%. The analyte was not detected in the samples. All other analytes were within the method acceptance criteria.

The extract of sample "WI-AF-EB04-N2-9-021318" was re-injected because one or more Injection Internal Standard Analyte response areas were outside of criteria. The area criteria passed for the second injection and the results from the re-injection have been reported.

The extract of sample "WI-AF-FB01-021718" was re-injected because it followed an extract with an analyte with a concentration greater than the highest point in the calibration curve. The results from the re-injection have been reported.

The labeled standard recoveries outside the acceptance criteria are listed in the table below.

As requested, an MS/MSD was performed on sample "WI-AF-MW-N2-9-0218". The MS/MSD recoveries and/or RPDs were out of the acceptance criteria for PFOS and PFNA.

QC Anomalies

LabNumber	SampleName	Analysis	Analyte	Flag	%Rec
1800342-03	WI-AF-FB01-021318	Modified EPA Method 537	13C2-PFDoA	H	44.4
1800342-12	WI-AF-EB01-021618	Modified EPA Method 537	13C2-PFUnA	H	48.5
1800342-13	WI-AF-MW-N2-8-0218	Modified EPA Method 537	13C2-PFDoA	H	44.5
1800342-14	WI-AF-MW-201-0218	Modified EPA Method 537	13C2-PFDoA	H	49.1
1800342-16	WI-AF-4-MW-3-0218	Modified EPA Method 537	13C2-PFDoA	H	49.8
1800342-16	WI-AF-4-MW-3-0218	Modified EPA Method 537	13C2-PFTeDA	H	46.6
1800342-17	WI-AF-EB01-021718	Modified EPA Method 537	13C2-PFTeDA	H	46.0

H = Recovery was outside laboratory acceptance criteria.

TABLE OF CONTENTS

Case Narrative..... 1

Table of Contents..... 4

Sample Inventory..... 5

Analytical Results..... 7

Qualifiers..... 34

Certifications..... 35

Sample Receipt..... 36

Extraction Information..... 40

Sample Data - Modified EPA Method 537..... 49

IIS Areas, IBs and CCVs..... 278

Initial Calibration..... 629

Sample Inventory Report

Vista Sample ID	Client Sample ID		Sampled	Received	Components/Containers
1800342-01	WI-AF-29-MW-4-0218		13-Feb-18 13:50	20-Feb-18 09:04	HDPE Bottle, 125 mL
					HDPE Bottle, 125 mL
1800342-02	WI-AF-29-MW-4P-0218		13-Feb-18 13:55	20-Feb-18 09:04	HDPE Bottle, 125 mL
					HDPE Bottle, 125 mL
1800342-03	WI-AF-FB01-021318		13-Feb-18 14:00	20-Feb-18 09:04	HDPE Bottle, 125 mL
					HDPE Bottle, 125 mL
1800342-04	WI-AF-EB01-021318		13-Feb-18 14:15	20-Feb-18 09:04	HDPE Bottle, 125 mL
					HDPE Bottle, 125 mL
1800342-05	WI-AF-EB03-021318		13-Feb-18 14:20	20-Feb-18 09:04	HDPE Bottle, 125 mL
					HDPE Bottle, 125 mL
1800342-06	WI-AF-EB04-021318		13-Feb-18 14:25	20-Feb-18 09:04	HDPE Bottle, 125 mL
					HDPE Bottle, 125 mL
1800342-07	WI-AF-MW-N2-9-0218	MS/MSD	15-Feb-18 13:05	20-Feb-18 09:04	HDPE Bottle, 125 mL
					HDPE Bottle, 125 mL
					HDPE Bottle, 125 mL
					HDPE Bottle, 125 mL
					HDPE Bottle, 125 mL
					HDPE Bottle, 125 mL
1800342-08	WI-AF-MW-N2-9P-0218		15-Feb-18 13:10	20-Feb-18 09:04	HDPE Bottle, 125 mL
					HDPE Bottle, 125 mL
1800342-09	WI-AF-FB01-021518		15-Feb-18 13:15	20-Feb-18 09:04	HDPE Bottle, 125 mL
					HDPE Bottle, 125 mL
1800342-10	WI-AF-MW-N2-7S-0218		15-Feb-18 16:00	20-Feb-18 09:04	HDPE Bottle, 125 mL
					HDPE Bottle, 125 mL
1800342-11	WI-AF-MW-N2-3-0218		16-Feb-18 12:40	20-Feb-18 09:04	HDPE Bottle, 125 mL
					HDPE Bottle, 125 mL
1800342-12	WI-AF-EB01-021618		16-Feb-18 14:55	20-Feb-18 09:04	HDPE Bottle, 125 mL
					HDPE Bottle, 125 mL
1800342-13	WI-AF-MW-N2-8-0218		16-Feb-18 17:40	20-Feb-18 09:04	HDPE Bottle, 125 mL
					HDPE Bottle, 125 mL
1800342-14	WI-AF-MW-201-0218		17-Feb-18 14:50	20-Feb-18 09:04	HDPE Bottle, 125 mL
					HDPE Bottle, 125 mL
1800342-15	WI-AF-FB01-021718		17-Feb-18 14:55	20-Feb-18 09:04	HDPE Bottle, 125 mL
					HDPE Bottle, 125 mL
1800342-16	WI-AF-4-MW-3-0218		17-Feb-18 13:35	20-Feb-18 09:04	HDPE Bottle, 125 mL
					HDPE Bottle, 125 mL
1800342-17	WI-AF-EB01-021718		17-Feb-18 16:45	20-Feb-18 09:04	HDPE Bottle, 125 mL
					HDPE Bottle, 125 mL
1800342-18	WI-AF-N2-6C-0218		18-Feb-18 11:40	20-Feb-18 09:04	HDPE Bottle, 125 mL

Vista Project: 1800342

Client Project: 695610.04.FI.FS

Sample Inventory Report

Vista Sample ID	Client Sample ID	Sampled	Received	Components/Containers
1800342-18	WI-AF-N2-6C-0218	18-Feb-18 11:40	20-Feb-18 09:04	HDPE Bottle, 125 mL
1800342-19	WI-AF-FB01-021818	18-Feb-18 11:45	20-Feb-18 09:04	HDPE Bottle, 125 mL
				HDPE Bottle, 125 mL
1800342-20	WI-AF-MW-200-0218	18-Feb-18 11:50	20-Feb-18 09:04	HDPE Bottle, 125 mL
				HDPE Bottle, 125 mL
1800342-21	WI-AF-EB01-021818	18-Feb-18 12:10	20-Feb-18 09:04	HDPE Bottle, 125 mL
				HDPE Bottle, 125 mL

ANALYTICAL RESULTS

Sample ID: Method Blank

Modified EPA Method 537

Client Data

Name: CH2M Hill
Project: 695610.04.FI.FS
Matrix: Aqueous

Laboratory Data

Lab Sample: B8B0130-BLK1
Column: BEH C18

Analyte	Conc. (ng/L)	DL	LOD	LOQ	Qualifiers	Batch	Extracted	Samp Size	Analyzed	Dilution
PFBS	ND	1.79	5.00	8.00		B8B0130	22-Feb-18	0.125 L	28-Feb-18 06:58	1
PFHxA	ND	2.18	5.00	8.00		B8B0130	22-Feb-18	0.125 L	28-Feb-18 06:58	1
PFHpA	ND	0.591	5.00	8.00		B8B0130	22-Feb-18	0.125 L	28-Feb-18 06:58	1
PFHxS	ND	0.947	5.00	8.00		B8B0130	22-Feb-18	0.125 L	28-Feb-18 06:58	1
PFOA	ND	0.651	5.00	8.00		B8B0130	22-Feb-18	0.125 L	28-Feb-18 06:58	1
PFOS	ND	0.807	5.00	8.00		B8B0130	22-Feb-18	0.125 L	28-Feb-18 06:58	1
PFNA	ND	0.810	5.00	8.00		B8B0130	22-Feb-18	0.125 L	28-Feb-18 06:58	1
PFDA	ND	1.49	5.00	8.00		B8B0130	22-Feb-18	0.125 L	28-Feb-18 06:58	1
MeFOSAA	ND	1.65	5.00	8.00		B8B0130	22-Feb-18	0.125 L	28-Feb-18 06:58	1
PFUnA	ND	1.05	5.00	8.00		B8B0130	22-Feb-18	0.125 L	28-Feb-18 06:58	1
EtFOSAA	ND	1.37	5.00	8.00		B8B0130	22-Feb-18	0.125 L	28-Feb-18 06:58	1
PFDoA	ND	0.792	5.00	8.00		B8B0130	22-Feb-18	0.125 L	28-Feb-18 06:58	1
PFTrDA	ND	0.494	5.00	8.00		B8B0130	22-Feb-18	0.125 L	28-Feb-18 06:58	1
PFTeDA	ND	0.755	5.00	8.00		B8B0130	22-Feb-18	0.125 L	28-Feb-18 06:58	1

Labeled Standards	Type	% Recovery	Limits	Qualifiers	Batch	Extracted	Samp Size	Analyzed	Dilution
13C3-PFBS	IS	98.5	50 - 150		B8B0130	22-Feb-18	0.125 L	28-Feb-18 06:58	1
13C2-PFHxA	IS	91.8	50 - 150		B8B0130	22-Feb-18	0.125 L	28-Feb-18 06:58	1
13C4-PFHpA	IS	81.5	50 - 150		B8B0130	22-Feb-18	0.125 L	28-Feb-18 06:58	1
18O2-PFHxS	IS	74.8	50 - 150		B8B0130	22-Feb-18	0.125 L	28-Feb-18 06:58	1
13C2-PFOA	IS	74.1	50 - 150		B8B0130	22-Feb-18	0.125 L	28-Feb-18 06:58	1
13C8-PFOS	IS	71.6	50 - 150		B8B0130	22-Feb-18	0.125 L	28-Feb-18 06:58	1
13C5-PFNA	IS	78.9	50 - 150		B8B0130	22-Feb-18	0.125 L	28-Feb-18 06:58	1
13C2-PFDA	IS	74.7	50 - 150		B8B0130	22-Feb-18	0.125 L	28-Feb-18 06:58	1
d3-MeFOSAA	IS	66.6	50 - 150		B8B0130	22-Feb-18	0.125 L	28-Feb-18 06:58	1
13C2-PFUnA	IS	73.6	50 - 150		B8B0130	22-Feb-18	0.125 L	28-Feb-18 06:58	1
d5-EtFOSAA	IS	63.4	50 - 150		B8B0130	22-Feb-18	0.125 L	28-Feb-18 06:58	1
13C2-PFDoA	IS	58.1	50 - 150		B8B0130	22-Feb-18	0.125 L	28-Feb-18 06:58	1
13C2-PFTeDA	IS	86.1	50 - 150		B8B0130	22-Feb-18	0.125 L	28-Feb-18 06:58	1

DL - Detection Limit
LOD - Limit of Detection
LOQ - Limit of quantitation
LCL-UCL- Lower control limit - upper control limit
Results reported to the DL.
When reported, PFHxS, PFOA and PFOS include both linear and branched isomers.
Only the linear isomer is reported for all other analytes.

Sample ID: OPR **Modified EPA Method 537**

Client Data

Name: CH2M Hill
Project: 695610.04.FI.FS

Matrix: Aqueous

Laboratory Data

Lab Sample: B8B0130-BS1 Column: BEH C18

Analyte	Amt Found (ng/L)	Spike Amt	% Rec	Limits	Qualifiers	Batch	Extracted	Samp Size	Analyzed	Dilution
PFBS	82.8	80.0	103	70-130		B8B0130	22-Feb-18	0.125 L	28-Feb-18 06:47	1
PFHxA	79.5	80.0	99.4	70-130		B8B0130	22-Feb-18	0.125 L	28-Feb-18 06:47	1
PFHpA	97.5	80.0	122	70-130		B8B0130	22-Feb-18	0.125 L	28-Feb-18 06:47	1
PFHxS	87.1	80.0	109	70-130		B8B0130	22-Feb-18	0.125 L	28-Feb-18 06:47	1
PFOA	88.8	80.0	111	70-130		B8B0130	22-Feb-18	0.125 L	28-Feb-18 06:47	1
PFOS	101	80.0	126	70-130		B8B0130	22-Feb-18	0.125 L	28-Feb-18 06:47	1
PFNA	94.5	80.0	118	70-130		B8B0130	22-Feb-18	0.125 L	28-Feb-18 06:47	1
PFDA	82.1	80.0	103	70-130		B8B0130	22-Feb-18	0.125 L	28-Feb-18 06:47	1
MeFOSAA	64.9	80.0	81.2	70-130		B8B0130	22-Feb-18	0.125 L	28-Feb-18 06:47	1
PFUnA	92.7	80.0	116	70-130		B8B0130	22-Feb-18	0.125 L	28-Feb-18 06:47	1
EtFOSAA	81.8	80.0	102	70-130		B8B0130	22-Feb-18	0.125 L	28-Feb-18 06:47	1
PFDoA	86.7	80.0	108	70-130		B8B0130	22-Feb-18	0.125 L	28-Feb-18 06:47	1
PFTrDA	89.3	80.0	112	60-130		B8B0130	22-Feb-18	0.125 L	28-Feb-18 06:47	1
PFTeDA	77.8	80.0	97.2	70-130		B8B0130	22-Feb-18	0.125 L	28-Feb-18 06:47	1

Labeled Standards	Type	% Rec	Limits	Qualifiers	Batch	Extracted	Samp Size	Analyzed	Dilution
13C3-PFBS	IS	100	50- 150		B8B0130	22-Feb-18	0.125 L	28-Feb-18 06:47	1
13C2-PFHxA	IS	93.1	50- 150		B8B0130	22-Feb-18	0.125 L	28-Feb-18 06:47	1
13C4-PFHpA	IS	77.5	50- 150		B8B0130	22-Feb-18	0.125 L	28-Feb-18 06:47	1
18O2-PFHxS	IS	85.1	50- 150		B8B0130	22-Feb-18	0.125 L	28-Feb-18 06:47	1
13C2-PFOA	IS	64.2	50- 150		B8B0130	22-Feb-18	0.125 L	28-Feb-18 06:47	1
13C8-PFOS	IS	90.8	50- 150		B8B0130	22-Feb-18	0.125 L	28-Feb-18 06:47	1
13C5-PFNA	IS	83.0	50- 150		B8B0130	22-Feb-18	0.125 L	28-Feb-18 06:47	1
13C2-PFDA	IS	71.3	50- 150		B8B0130	22-Feb-18	0.125 L	28-Feb-18 06:47	1
d3-MeFOSAA	IS	81.4	50- 150		B8B0130	22-Feb-18	0.125 L	28-Feb-18 06:47	1
13C2-PFUnA	IS	66.4	50- 150		B8B0130	22-Feb-18	0.125 L	28-Feb-18 06:47	1
d5-EtFOSAA	IS	62.5	50- 150		B8B0130	22-Feb-18	0.125 L	28-Feb-18 06:47	1
13C2-PFDoA	IS	69.4	50- 150		B8B0130	22-Feb-18	0.125 L	28-Feb-18 06:47	1
13C2-PFTeDA	IS	92.0	50- 150		B8B0130	22-Feb-18	0.125 L	28-Feb-18 06:47	1

Sample ID: Method Blank **Modified EPA Method 537**

Client Data
Name: CH2M Hill
Project: 695610.04.FI.FS
Matrix: Aqueous

Laboratory Data
Lab Sample: B8B0132-BLK1
Column: BEH C18

Analyte	Conc. (ng/L)	DL	LOD	LOQ	Qualifiers	Batch	Extracted	Samp Size	Analyzed	Dilution
PFBS	ND	1.79	5.00	8.00		B8B0132	21-Feb-18	0.125 L	24-Feb-18 15:17	1
PFHxA	ND	2.18	5.00	8.00		B8B0132	21-Feb-18	0.125 L	24-Feb-18 15:17	1
PFHpA	ND	0.591	5.00	8.00		B8B0132	21-Feb-18	0.125 L	24-Feb-18 15:17	1
PFHxS	ND	0.947	5.00	8.00		B8B0132	21-Feb-18	0.125 L	24-Feb-18 15:17	1
PFOA	0.848	0.651	5.00	8.00	J	B8B0132	21-Feb-18	0.125 L	24-Feb-18 15:17	1
PFOS	ND	0.807	5.00	8.00		B8B0132	21-Feb-18	0.125 L	24-Feb-18 15:17	1
PFNA	ND	0.810	5.00	8.00		B8B0132	21-Feb-18	0.125 L	24-Feb-18 15:17	1
PFDA	ND	1.49	5.00	8.00		B8B0132	21-Feb-18	0.125 L	24-Feb-18 15:17	1
MeFOSAA	ND	1.65	5.00	8.00		B8B0132	21-Feb-18	0.125 L	24-Feb-18 15:17	1
PFUnA	ND	1.05	5.00	8.00		B8B0132	21-Feb-18	0.125 L	24-Feb-18 15:17	1
EtFOSAA	ND	1.37	5.00	8.00		B8B0132	21-Feb-18	0.125 L	24-Feb-18 15:17	1
PFDoA	ND	0.792	5.00	8.00		B8B0132	21-Feb-18	0.125 L	24-Feb-18 15:17	1
PFTrDA	ND	0.494	5.00	8.00		B8B0132	21-Feb-18	0.125 L	24-Feb-18 15:17	1
PFTeDA	ND	0.755	5.00	8.00		B8B0132	21-Feb-18	0.125 L	24-Feb-18 15:17	1

Labeled Standards	Type	% Recovery	Limits	Qualifiers	Batch	Extracted	Samp Size	Analyzed	Dilution
13C3-PFBS	IS	110	50 - 150		B8B0132	21-Feb-18	0.125 L	24-Feb-18 15:17	1
13C2-PFHxA	IS	90.1	50 - 150		B8B0132	21-Feb-18	0.125 L	24-Feb-18 15:17	1
13C4-PFHpA	IS	85.1	50 - 150		B8B0132	21-Feb-18	0.125 L	24-Feb-18 15:17	1
18O2-PFHxS	IS	89.0	50 - 150		B8B0132	21-Feb-18	0.125 L	24-Feb-18 15:17	1
13C2-PFOA	IS	82.0	50 - 150		B8B0132	21-Feb-18	0.125 L	24-Feb-18 15:17	1
13C8-PFOS	IS	81.0	50 - 150		B8B0132	21-Feb-18	0.125 L	24-Feb-18 15:17	1
13C5-PFNA	IS	78.9	50 - 150		B8B0132	21-Feb-18	0.125 L	24-Feb-18 15:17	1
13C2-PFDA	IS	67.8	50 - 150		B8B0132	21-Feb-18	0.125 L	24-Feb-18 15:17	1
d3-MeFOSAA	IS	68.4	50 - 150		B8B0132	21-Feb-18	0.125 L	24-Feb-18 15:17	1
13C2-PFUnA	IS	63.7	50 - 150		B8B0132	21-Feb-18	0.125 L	24-Feb-18 15:17	1
d5-EtFOSAA	IS	85.1	50 - 150		B8B0132	21-Feb-18	0.125 L	24-Feb-18 15:17	1
13C2-PFDoA	IS	59.9	50 - 150		B8B0132	21-Feb-18	0.125 L	24-Feb-18 15:17	1
13C2-PFTeDA	IS	68.4	50 - 150		B8B0132	21-Feb-18	0.125 L	24-Feb-18 15:17	1

DL - Detection Limit
LOD - Limit of Detection
LOQ - Limit of quantitation
LCL-UCL- Lower control limit - upper control limit
Results reported to the DL.
When reported, PFHxS, PFOA and PFOS include both linear and branched isomers.
Only the linear isomer is reported for all other analytes.

Sample ID: OPR **Modified EPA Method 537**

Client Data

Name: CH2M Hill
Project: 695610.04.FI.FS

Matrix: Aqueous

Laboratory Data

Lab Sample: B8B0132-BS1 Column: BEH C18

Analyte	Amt Found (ng/L)	Spike Amt	% Rec	Limits	Qualifiers	Batch	Extracted	Samp Size	Analyzed	Dilution
PFBS	91.0	80.0	114	70-130		B8B0132	21-Feb-18	0.125 L	24-Feb-18 15:05	1
PFHxA	82.0	80.0	103	70-130		B8B0132	21-Feb-18	0.125 L	24-Feb-18 15:05	1
PFHpA	83.6	80.0	105	70-130		B8B0132	21-Feb-18	0.125 L	24-Feb-18 15:05	1
PFHxS	73.9	80.0	92.3	70-130		B8B0132	21-Feb-18	0.125 L	24-Feb-18 15:05	1
PFOA	87.0	80.0	109	70-130	B	B8B0132	21-Feb-18	0.125 L	24-Feb-18 15:05	1
PFOS	80.2	80.0	100	70-130		B8B0132	21-Feb-18	0.125 L	24-Feb-18 15:05	1
PFNA	91.5	80.0	114	70-130		B8B0132	21-Feb-18	0.125 L	24-Feb-18 15:05	1
PFDA	66.6	80.0	83.2	70-130		B8B0132	21-Feb-18	0.125 L	24-Feb-18 15:05	1
MeFOSAA	73.8	80.0	92.2	70-130		B8B0132	21-Feb-18	0.125 L	24-Feb-18 15:05	1
PFUnA	81.2	80.0	102	70-130		B8B0132	21-Feb-18	0.125 L	24-Feb-18 15:05	1
EtFOSAA	76.5	80.0	95.6	70-130		B8B0132	21-Feb-18	0.125 L	24-Feb-18 15:05	1
PFDoA	72.4	80.0	90.5	70-130		B8B0132	21-Feb-18	0.125 L	24-Feb-18 15:05	1
PFTrDA	109	80.0	136	60-130	H	B8B0132	21-Feb-18	0.125 L	24-Feb-18 15:05	1
PFTeDA	97.0	80.0	121	70-130		B8B0132	21-Feb-18	0.125 L	24-Feb-18 15:05	1

Labeled Standards	Type	% Rec	Limits	Qualifiers	Batch	Extracted	Samp Size	Analyzed	Dilution
13C3-PFBS	IS	87.6	50- 150		B8B0132	21-Feb-18	0.125 L	24-Feb-18 15:05	1
13C2-PFHxA	IS	91.7	50- 150		B8B0132	21-Feb-18	0.125 L	24-Feb-18 15:05	1
13C4-PFHpA	IS	94.0	50- 150		B8B0132	21-Feb-18	0.125 L	24-Feb-18 15:05	1
18O2-PFHxS	IS	101	50- 150		B8B0132	21-Feb-18	0.125 L	24-Feb-18 15:05	1
13C2-PFOA	IS	93.7	50- 150		B8B0132	21-Feb-18	0.125 L	24-Feb-18 15:05	1
13C8-PFOS	IS	93.5	50- 150		B8B0132	21-Feb-18	0.125 L	24-Feb-18 15:05	1
13C5-PFNA	IS	79.3	50- 150		B8B0132	21-Feb-18	0.125 L	24-Feb-18 15:05	1
13C2-PFDA	IS	90.1	50- 150		B8B0132	21-Feb-18	0.125 L	24-Feb-18 15:05	1
d3-MeFOSAA	IS	95.4	50- 150		B8B0132	21-Feb-18	0.125 L	24-Feb-18 15:05	1
13C2-PFUnA	IS	73.2	50- 150		B8B0132	21-Feb-18	0.125 L	24-Feb-18 15:05	1
d5-EtFOSAA	IS	105	50- 150		B8B0132	21-Feb-18	0.125 L	24-Feb-18 15:05	1
13C2-PFDoA	IS	73.8	50- 150		B8B0132	21-Feb-18	0.125 L	24-Feb-18 15:05	1
13C2-PFTeDA	IS	73.0	50- 150		B8B0132	21-Feb-18	0.125 L	24-Feb-18 15:05	1

Sample ID: WI-AF-29-MW-4-0218

Modified EPA Method 537

Client Data

Name: CH2M Hill
Project: 695610.04.FI.FS
Matrix: Aqueous
Date Collected: 13-Feb-18 13:50

Laboratory Data

Lab Sample: 1800342-01
Date Received: 20-Feb-18 09:04
Column: BEH C18

Analyte	Conc. (ng/L)	DL	LOD	LOQ	Qualifiers	Batch	Extracted	Samp Size	Analyzed	Dilution
PFBS	ND	1.82	5.08	8.15		B8B0132	21-Feb-18	0.123 L	24-Feb-18 15:51	1
PFHxA	ND	2.22	5.08	8.15		B8B0132	21-Feb-18	0.123 L	24-Feb-18 15:51	1
PFHpA	ND	0.602	5.08	8.15		B8B0132	21-Feb-18	0.123 L	24-Feb-18 15:51	1
PFHxS	ND	0.965	5.08	8.15		B8B0132	21-Feb-18	0.123 L	24-Feb-18 15:51	1
PFOA	ND	0.663	5.08	8.15		B8B0132	21-Feb-18	0.123 L	24-Feb-18 15:51	1
PFOS	ND	0.822	5.08	8.15		B8B0132	21-Feb-18	0.123 L	24-Feb-18 15:51	1
PFNA	ND	0.825	5.08	8.15		B8B0132	21-Feb-18	0.123 L	24-Feb-18 15:51	1
PFDA	ND	1.52	5.08	8.15		B8B0132	21-Feb-18	0.123 L	24-Feb-18 15:51	1
MeFOSAA	ND	1.68	5.08	8.15		B8B0132	21-Feb-18	0.123 L	24-Feb-18 15:51	1
PFUnA	ND	1.07	5.08	8.15		B8B0132	21-Feb-18	0.123 L	24-Feb-18 15:51	1
EtFOSAA	ND	1.40	5.08	8.15		B8B0132	21-Feb-18	0.123 L	24-Feb-18 15:51	1
PFDoA	ND	0.807	5.08	8.15		B8B0132	21-Feb-18	0.123 L	24-Feb-18 15:51	1
PFTrDA	ND	0.503	5.08	8.15		B8B0132	21-Feb-18	0.123 L	24-Feb-18 15:51	1
PFTeDA	ND	0.769	5.08	8.15		B8B0132	21-Feb-18	0.123 L	24-Feb-18 15:51	1

Labeled Standards	Type	% Recovery	Limits	Qualifiers	Batch	Extracted	Samp Size	Analyzed	Dilution
13C3-PFBS	IS	99.1	50 - 150		B8B0132	21-Feb-18	0.123 L	24-Feb-18 15:51	1
13C2-PFHxA	IS	84.7	50 - 150		B8B0132	21-Feb-18	0.123 L	24-Feb-18 15:51	1
13C4-PFHpA	IS	77.5	50 - 150		B8B0132	21-Feb-18	0.123 L	24-Feb-18 15:51	1
18O2-PFHxS	IS	83.2	50 - 150		B8B0132	21-Feb-18	0.123 L	24-Feb-18 15:51	1
13C2-PFOA	IS	85.3	50 - 150		B8B0132	21-Feb-18	0.123 L	24-Feb-18 15:51	1
13C8-PFOS	IS	78.4	50 - 150		B8B0132	21-Feb-18	0.123 L	24-Feb-18 15:51	1
13C5-PFNA	IS	84.1	50 - 150		B8B0132	21-Feb-18	0.123 L	24-Feb-18 15:51	1
13C2-PFDA	IS	81.3	50 - 150		B8B0132	21-Feb-18	0.123 L	24-Feb-18 15:51	1
d3-MeFOSAA	IS	70.8	50 - 150		B8B0132	21-Feb-18	0.123 L	24-Feb-18 15:51	1
13C2-PFUnA	IS	64.1	50 - 150		B8B0132	21-Feb-18	0.123 L	24-Feb-18 15:51	1
d5-EtFOSAA	IS	87.7	50 - 150		B8B0132	21-Feb-18	0.123 L	24-Feb-18 15:51	1
13C2-PFDoA	IS	67.7	50 - 150		B8B0132	21-Feb-18	0.123 L	24-Feb-18 15:51	1
13C2-PFTeDA	IS	71.2	50 - 150		B8B0132	21-Feb-18	0.123 L	24-Feb-18 15:51	1

DL - Detection Limit
LOD - Limit of Detection
LOQ - Limit of quantitation
LCL-UCL- Lower control limit - upper control limit
Results reported to the DL.
When reported, PFHxS, PFOA and PFOS include both linear and branched isomers.
Only the linear isomer is reported for all other analytes.

Sample ID: WI-AF-29-MW-4P-0218

Modified EPA Method 537

Client Data

Name: CH2M Hill
Project: 695610.04.FI.FS
Matrix: Aqueous
Date Collected: 13-Feb-18 13:55

Laboratory Data

Lab Sample: 1800342-02
Date Received: 20-Feb-18 09:04
Column: BEH C18

Analyte	Conc. (ng/L)	DL	LOD	LOQ	Qualifiers	Batch	Extracted	Samp Size	Analyzed	Dilution
PFBS	ND	1.91	5.34	8.56		B8B0132	21-Feb-18	0.117 L	24-Feb-18 16:02	1
PFHxA	ND	2.33	5.34	8.56		B8B0132	21-Feb-18	0.117 L	24-Feb-18 16:02	1
PFHpA	ND	0.632	5.34	8.56		B8B0132	21-Feb-18	0.117 L	24-Feb-18 16:02	1
PFHxS	ND	1.01	5.34	8.56		B8B0132	21-Feb-18	0.117 L	24-Feb-18 16:02	1
PFOA	1.01	0.696	5.34	8.56	J, B	B8B0132	21-Feb-18	0.117 L	24-Feb-18 16:02	1
PFOS	ND	0.863	5.34	8.56		B8B0132	21-Feb-18	0.117 L	24-Feb-18 16:02	1
PFNA	ND	0.866	5.34	8.56		B8B0132	21-Feb-18	0.117 L	24-Feb-18 16:02	1
PFDA	ND	1.59	5.34	8.56		B8B0132	21-Feb-18	0.117 L	24-Feb-18 16:02	1
MeFOSAA	ND	1.76	5.34	8.56		B8B0132	21-Feb-18	0.117 L	24-Feb-18 16:02	1
PFUnA	ND	1.12	5.34	8.56		B8B0132	21-Feb-18	0.117 L	24-Feb-18 16:02	1
EtFOSAA	ND	1.47	5.34	8.56		B8B0132	21-Feb-18	0.117 L	24-Feb-18 16:02	1
PFDoA	ND	0.847	5.34	8.56		B8B0132	21-Feb-18	0.117 L	24-Feb-18 16:02	1
PFTrDA	ND	0.528	5.34	8.56		B8B0132	21-Feb-18	0.117 L	24-Feb-18 16:02	1
PFTeDA	ND	0.808	5.34	8.56		B8B0132	21-Feb-18	0.117 L	24-Feb-18 16:02	1

Labeled Standards	Type	% Recovery	Limits	Qualifiers	Batch	Extracted	Samp Size	Analyzed	Dilution
13C3-PFBS	IS	109	50 - 150		B8B0132	21-Feb-18	0.117 L	24-Feb-18 16:02	1
13C2-PFHxA	IS	79.2	50 - 150		B8B0132	21-Feb-18	0.117 L	24-Feb-18 16:02	1
13C4-PFHpA	IS	87.9	50 - 150		B8B0132	21-Feb-18	0.117 L	24-Feb-18 16:02	1
18O2-PFHxS	IS	81.6	50 - 150		B8B0132	21-Feb-18	0.117 L	24-Feb-18 16:02	1
13C2-PFOA	IS	63.2	50 - 150		B8B0132	21-Feb-18	0.117 L	24-Feb-18 16:02	1
13C8-PFOS	IS	88.1	50 - 150		B8B0132	21-Feb-18	0.117 L	24-Feb-18 16:02	1
13C5-PFNA	IS	71.4	50 - 150		B8B0132	21-Feb-18	0.117 L	24-Feb-18 16:02	1
13C2-PFDA	IS	81.3	50 - 150		B8B0132	21-Feb-18	0.117 L	24-Feb-18 16:02	1
d3-MeFOSAA	IS	103	50 - 150		B8B0132	21-Feb-18	0.117 L	24-Feb-18 16:02	1
13C2-PFUnA	IS	76.3	50 - 150		B8B0132	21-Feb-18	0.117 L	24-Feb-18 16:02	1
d5-EtFOSAA	IS	102	50 - 150		B8B0132	21-Feb-18	0.117 L	24-Feb-18 16:02	1
13C2-PFDoA	IS	59.4	50 - 150		B8B0132	21-Feb-18	0.117 L	24-Feb-18 16:02	1
13C2-PFTeDA	IS	75.9	50 - 150		B8B0132	21-Feb-18	0.117 L	24-Feb-18 16:02	1

DL - Detection Limit
LOD - Limit of Detection
LOQ - Limit of quantitation
LCL-UCL- Lower control limit - upper control limit
Results reported to the DL.
When reported, PFHxS, PFOA and PFOS include both linear and branched isomers.
Only the linear isomer is reported for all other analytes.

Sample ID: WI-AF-FB01-021318

Modified EPA Method 537

Client Data

Name: CH2M Hill
Project: 695610.04.FI.FS
Matrix: Aqueous
Date Collected: 13-Feb-18 14:00

Laboratory Data

Lab Sample: 1800342-03
Date Received: 20-Feb-18 09:04
Column: BEH C18

Analyte	Conc. (ng/L)	DL	LOD	LOQ	Qualifiers	Batch	Extracted	Samp Size	Analyzed	Dilution
PFBS	ND	1.77	4.92	7.90		B8B0132	21-Feb-18	0.127 L	24-Feb-18 16:14	1
PFHxA	ND	2.15	4.92	7.90		B8B0132	21-Feb-18	0.127 L	24-Feb-18 16:14	1
PFHpA	ND	0.584	4.92	7.90		B8B0132	21-Feb-18	0.127 L	24-Feb-18 16:14	1
PFHxS	ND	0.935	4.92	7.90		B8B0132	21-Feb-18	0.127 L	24-Feb-18 16:14	1
PFOA	ND	0.643	4.92	7.90		B8B0132	21-Feb-18	0.127 L	24-Feb-18 16:14	1
PFOS	ND	0.797	4.92	7.90		B8B0132	21-Feb-18	0.127 L	24-Feb-18 16:14	1
PFNA	ND	0.800	4.92	7.90		B8B0132	21-Feb-18	0.127 L	24-Feb-18 16:14	1
PFDA	ND	1.47	4.92	7.90		B8B0132	21-Feb-18	0.127 L	24-Feb-18 16:14	1
MeFOSAA	ND	1.63	4.92	7.90		B8B0132	21-Feb-18	0.127 L	24-Feb-18 16:14	1
PFUnA	ND	1.04	4.92	7.90		B8B0132	21-Feb-18	0.127 L	24-Feb-18 16:14	1
EtFOSAA	ND	1.35	4.92	7.90		B8B0132	21-Feb-18	0.127 L	24-Feb-18 16:14	1
PFDoA	ND	0.782	4.92	7.90		B8B0132	21-Feb-18	0.127 L	24-Feb-18 16:14	1
PFTrDA	ND	0.488	4.92	7.90		B8B0132	21-Feb-18	0.127 L	24-Feb-18 16:14	1
PFTeDA	ND	0.746	4.92	7.90		B8B0132	21-Feb-18	0.127 L	24-Feb-18 16:14	1

Labeled Standards	Type	% Recovery	Limits	Qualifiers	Batch	Extracted	Samp Size	Analyzed	Dilution
13C3-PFBS	IS	111	50 - 150		B8B0132	21-Feb-18	0.127 L	24-Feb-18 16:14	1
13C2-PFHxA	IS	89.7	50 - 150		B8B0132	21-Feb-18	0.127 L	24-Feb-18 16:14	1
13C4-PFHpA	IS	72.7	50 - 150		B8B0132	21-Feb-18	0.127 L	24-Feb-18 16:14	1
18O2-PFHxS	IS	87.2	50 - 150		B8B0132	21-Feb-18	0.127 L	24-Feb-18 16:14	1
13C2-PFOA	IS	69.2	50 - 150		B8B0132	21-Feb-18	0.127 L	24-Feb-18 16:14	1
13C8-PFOS	IS	72.6	50 - 150		B8B0132	21-Feb-18	0.127 L	24-Feb-18 16:14	1
13C5-PFNA	IS	58.4	50 - 150		B8B0132	21-Feb-18	0.127 L	24-Feb-18 16:14	1
13C2-PFDA	IS	55.8	50 - 150		B8B0132	21-Feb-18	0.127 L	24-Feb-18 16:14	1
d3-MeFOSAA	IS	72.3	50 - 150		B8B0132	21-Feb-18	0.127 L	24-Feb-18 16:14	1
13C2-PFUnA	IS	60.4	50 - 150		B8B0132	21-Feb-18	0.127 L	24-Feb-18 16:14	1
d5-EtFOSAA	IS	73.4	50 - 150		B8B0132	21-Feb-18	0.127 L	24-Feb-18 16:14	1
13C2-PFDoA	IS	44.4	50 - 150	H	B8B0132	21-Feb-18	0.127 L	24-Feb-18 16:14	1
13C2-PFTeDA	IS	65.1	50 - 150		B8B0132	21-Feb-18	0.127 L	24-Feb-18 16:14	1

DL - Detection Limit
LOD - Limit of Detection
LOQ - Limit of quantitation
LCL-UCL- Lower control limit - upper control limit
Results reported to the DL.
When reported, PFHxS, PFOA and PFOS include both linear and branched isomers.
Only the linear isomer is reported for all other analytes.

Sample ID: WI-AF-EB01-021318

Modified EPA Method 537

Client Data

Name: CH2M Hill
Project: 695610.04.FI.FS
Matrix: Aqueous
Date Collected: 13-Feb-18 14:15

Laboratory Data

Lab Sample: 1800342-04
Date Received: 20-Feb-18 09:04
Column: BEH C18

Analyte	Conc. (ng/L)	DL	LOD	LOQ	Qualifiers	Batch	Extracted	Samp Size	Analyzed	Dilution
PFBS	ND	1.81	5.04	8.09		B8B0132	21-Feb-18	0.124 L	24-Feb-18 16:25	1
PFHxA	ND	2.20	5.04	8.09		B8B0132	21-Feb-18	0.124 L	24-Feb-18 16:25	1
PFHpA	ND	0.597	5.04	8.09		B8B0132	21-Feb-18	0.124 L	24-Feb-18 16:25	1
PFHxS	ND	0.957	5.04	8.09		B8B0132	21-Feb-18	0.124 L	24-Feb-18 16:25	1
PFOA	1.45	0.658	5.04	8.09	J, B	B8B0132	21-Feb-18	0.124 L	24-Feb-18 16:25	1
PFOS	ND	0.816	5.04	8.09		B8B0132	21-Feb-18	0.124 L	24-Feb-18 16:25	1
PFNA	ND	0.819	5.04	8.09		B8B0132	21-Feb-18	0.124 L	24-Feb-18 16:25	1
PFDA	ND	1.51	5.04	8.09		B8B0132	21-Feb-18	0.124 L	24-Feb-18 16:25	1
MeFOSAA	ND	1.67	5.04	8.09		B8B0132	21-Feb-18	0.124 L	24-Feb-18 16:25	1
PFUnA	ND	1.06	5.04	8.09		B8B0132	21-Feb-18	0.124 L	24-Feb-18 16:25	1
EtFOSAA	ND	1.38	5.04	8.09		B8B0132	21-Feb-18	0.124 L	24-Feb-18 16:25	1
PFDoA	ND	0.801	5.04	8.09		B8B0132	21-Feb-18	0.124 L	24-Feb-18 16:25	1
PFTrDA	ND	0.499	5.04	8.09		B8B0132	21-Feb-18	0.124 L	24-Feb-18 16:25	1
PFTeDA	ND	0.763	5.04	8.09		B8B0132	21-Feb-18	0.124 L	24-Feb-18 16:25	1

Labeled Standards	Type	% Recovery	Limits	Qualifiers	Batch	Extracted	Samp Size	Analyzed	Dilution
13C3-PFBS	IS	101	50 - 150		B8B0132	21-Feb-18	0.124 L	24-Feb-18 16:25	1
13C2-PFHxA	IS	96.7	50 - 150		B8B0132	21-Feb-18	0.124 L	24-Feb-18 16:25	1
13C4-PFHpA	IS	80.1	50 - 150		B8B0132	21-Feb-18	0.124 L	24-Feb-18 16:25	1
18O2-PFHxS	IS	78.8	50 - 150		B8B0132	21-Feb-18	0.124 L	24-Feb-18 16:25	1
13C2-PFOA	IS	89.2	50 - 150		B8B0132	21-Feb-18	0.124 L	24-Feb-18 16:25	1
13C8-PFOS	IS	82.6	50 - 150		B8B0132	21-Feb-18	0.124 L	24-Feb-18 16:25	1
13C5-PFNA	IS	76.0	50 - 150		B8B0132	21-Feb-18	0.124 L	24-Feb-18 16:25	1
13C2-PFDA	IS	67.4	50 - 150		B8B0132	21-Feb-18	0.124 L	24-Feb-18 16:25	1
d3-MeFOSAA	IS	87.6	50 - 150		B8B0132	21-Feb-18	0.124 L	24-Feb-18 16:25	1
13C2-PFUnA	IS	59.0	50 - 150		B8B0132	21-Feb-18	0.124 L	24-Feb-18 16:25	1
d5-EtFOSAA	IS	82.8	50 - 150		B8B0132	21-Feb-18	0.124 L	24-Feb-18 16:25	1
13C2-PFDoA	IS	58.6	50 - 150		B8B0132	21-Feb-18	0.124 L	24-Feb-18 16:25	1
13C2-PFTeDA	IS	86.4	50 - 150		B8B0132	21-Feb-18	0.124 L	24-Feb-18 16:25	1

DL - Detection Limit
LOD - Limit of Detection
LOQ - Limit of quantitation
LCL-UCL- Lower control limit - upper control limit
Results reported to the DL.
When reported, PFHxS, PFOA and PFOS include both linear and branched isomers.
Only the linear isomer is reported for all other analytes.

Sample ID: WI-AF-EB03-021318

Modified EPA Method 537

Client Data

Name: CH2M Hill
Project: 695610.04.FI.FS
Matrix: Aqueous
Date Collected: 13-Feb-18 14:20

Laboratory Data

Lab Sample: 1800342-05
Date Received: 20-Feb-18 09:04
Column: BEH C18

Analyte	Conc. (ng/L)	DL	LOD	LOQ	Qualifiers	Batch	Extracted	Samp Size	Analyzed	Dilution
PFBS	ND	1.76	4.92	7.88		B8B0132	21-Feb-18	0.127 L	24-Feb-18 16:37	1
PFHxA	ND	2.15	4.92	7.88		B8B0132	21-Feb-18	0.127 L	24-Feb-18 16:37	1
PFHpA	ND	0.582	4.92	7.88		B8B0132	21-Feb-18	0.127 L	24-Feb-18 16:37	1
PFHxS	ND	0.932	4.92	7.88		B8B0132	21-Feb-18	0.127 L	24-Feb-18 16:37	1
PFOA	ND	0.641	4.92	7.88		B8B0132	21-Feb-18	0.127 L	24-Feb-18 16:37	1
PFOS	ND	0.795	4.92	7.88		B8B0132	21-Feb-18	0.127 L	24-Feb-18 16:37	1
PFNA	ND	0.798	4.92	7.88		B8B0132	21-Feb-18	0.127 L	24-Feb-18 16:37	1
PFDA	ND	1.47	4.92	7.88		B8B0132	21-Feb-18	0.127 L	24-Feb-18 16:37	1
MeFOSAA	ND	1.62	4.92	7.88		B8B0132	21-Feb-18	0.127 L	24-Feb-18 16:37	1
PFUnA	ND	1.03	4.92	7.88		B8B0132	21-Feb-18	0.127 L	24-Feb-18 16:37	1
EtFOSAA	ND	1.35	4.92	7.88		B8B0132	21-Feb-18	0.127 L	24-Feb-18 16:37	1
PFDoA	ND	0.780	4.92	7.88		B8B0132	21-Feb-18	0.127 L	24-Feb-18 16:37	1
PFTrDA	ND	0.486	4.92	7.88		B8B0132	21-Feb-18	0.127 L	24-Feb-18 16:37	1
PFTeDA	ND	0.743	4.92	7.88		B8B0132	21-Feb-18	0.127 L	24-Feb-18 16:37	1

Labeled Standards	Type	% Recovery	Limits	Qualifiers	Batch	Extracted	Samp Size	Analyzed	Dilution
13C3-PFBS	IS	121	50 - 150		B8B0132	21-Feb-18	0.127 L	24-Feb-18 16:37	1
13C2-PFHxA	IS	88.3	50 - 150		B8B0132	21-Feb-18	0.127 L	24-Feb-18 16:37	1
13C4-PFHpA	IS	76.9	50 - 150		B8B0132	21-Feb-18	0.127 L	24-Feb-18 16:37	1
18O2-PFHxS	IS	85.0	50 - 150		B8B0132	21-Feb-18	0.127 L	24-Feb-18 16:37	1
13C2-PFOA	IS	68.8	50 - 150		B8B0132	21-Feb-18	0.127 L	24-Feb-18 16:37	1
13C8-PFOS	IS	69.5	50 - 150		B8B0132	21-Feb-18	0.127 L	24-Feb-18 16:37	1
13C5-PFNA	IS	59.0	50 - 150		B8B0132	21-Feb-18	0.127 L	24-Feb-18 16:37	1
13C2-PFDA	IS	52.3	50 - 150		B8B0132	21-Feb-18	0.127 L	24-Feb-18 16:37	1
d3-MeFOSAA	IS	83.1	50 - 150		B8B0132	21-Feb-18	0.127 L	24-Feb-18 16:37	1
13C2-PFUnA	IS	67.7	50 - 150		B8B0132	21-Feb-18	0.127 L	24-Feb-18 16:37	1
d5-EtFOSAA	IS	70.9	50 - 150		B8B0132	21-Feb-18	0.127 L	24-Feb-18 16:37	1
13C2-PFDoA	IS	68.8	50 - 150		B8B0132	21-Feb-18	0.127 L	24-Feb-18 16:37	1
13C2-PFTeDA	IS	64.6	50 - 150		B8B0132	21-Feb-18	0.127 L	24-Feb-18 16:37	1

DL - Detection Limit
LOD - Limit of Detection
LOQ - Limit of quantitation
LCL-UCL- Lower control limit - upper control limit
Results reported to the DL.
When reported, PFHxS, PFOA and PFOS include both linear and branched isomers.
Only the linear isomer is reported for all other analytes.

Sample ID: WI-AF-EB04-021318

Modified EPA Method 537

Client Data

Name: CH2M Hill
Project: 695610.04.FI.FS
Matrix: Aqueous
Date Collected: 13-Feb-18 14:25

Laboratory Data

Lab Sample: 1800342-06
Date Received: 20-Feb-18 09:04
Column: BEH C18

Analyte	Conc. (ng/L)	DL	LOD	LOQ	Qualifiers	Batch	Extracted	Samp Size	Analyzed	Dilution
PFBS	ND	1.80	5.00	8.02		B8B0132	21-Feb-18	0.125 L	26-Feb-18 10:01	1
PFHxA	ND	2.19	5.00	8.02		B8B0132	21-Feb-18	0.125 L	26-Feb-18 10:01	1
PFHpA	ND	0.593	5.00	8.02		B8B0132	21-Feb-18	0.125 L	26-Feb-18 10:01	1
PFHxS	ND	0.950	5.00	8.02		B8B0132	21-Feb-18	0.125 L	26-Feb-18 10:01	1
PFOA	ND	0.653	5.00	8.02		B8B0132	21-Feb-18	0.125 L	26-Feb-18 10:01	1
PFOS	ND	0.809	5.00	8.02		B8B0132	21-Feb-18	0.125 L	26-Feb-18 10:01	1
PFNA	ND	0.812	5.00	8.02		B8B0132	21-Feb-18	0.125 L	26-Feb-18 10:01	1
PFDA	ND	1.49	5.00	8.02		B8B0132	21-Feb-18	0.125 L	26-Feb-18 10:01	1
MeFOSAA	ND	1.65	5.00	8.02		B8B0132	21-Feb-18	0.125 L	26-Feb-18 10:01	1
PFUnA	ND	1.05	5.00	8.02		B8B0132	21-Feb-18	0.125 L	26-Feb-18 10:01	1
EtFOSAA	ND	1.37	5.00	8.02		B8B0132	21-Feb-18	0.125 L	26-Feb-18 10:01	1
PFDoA	ND	0.794	5.00	8.02		B8B0132	21-Feb-18	0.125 L	26-Feb-18 10:01	1
PFTrDA	ND	0.495	5.00	8.02		B8B0132	21-Feb-18	0.125 L	26-Feb-18 10:01	1
PFTeDA	ND	0.757	5.00	8.02		B8B0132	21-Feb-18	0.125 L	26-Feb-18 10:01	1

Labeled Standards	Type	% Recovery	Limits	Qualifiers	Batch	Extracted	Samp Size	Analyzed	Dilution
13C3-PFBS	IS	104	50 - 150		B8B0132	21-Feb-18	0.125 L	26-Feb-18 10:01	1
13C2-PFHxA	IS	82.7	50 - 150		B8B0132	21-Feb-18	0.125 L	26-Feb-18 10:01	1
13C4-PFHpA	IS	88.7	50 - 150		B8B0132	21-Feb-18	0.125 L	26-Feb-18 10:01	1
18O2-PFHxS	IS	97.1	50 - 150		B8B0132	21-Feb-18	0.125 L	26-Feb-18 10:01	1
13C2-PFOA	IS	76.7	50 - 150		B8B0132	21-Feb-18	0.125 L	26-Feb-18 10:01	1
13C8-PFOS	IS	79.7	50 - 150		B8B0132	21-Feb-18	0.125 L	26-Feb-18 10:01	1
13C5-PFNA	IS	68.5	50 - 150		B8B0132	21-Feb-18	0.125 L	26-Feb-18 10:01	1
13C2-PFDA	IS	76.8	50 - 150		B8B0132	21-Feb-18	0.125 L	26-Feb-18 10:01	1
d3-MeFOSAA	IS	75.9	50 - 150		B8B0132	21-Feb-18	0.125 L	26-Feb-18 10:01	1
13C2-PFUnA	IS	60.4	50 - 150		B8B0132	21-Feb-18	0.125 L	26-Feb-18 10:01	1
d5-EtFOSAA	IS	78.6	50 - 150		B8B0132	21-Feb-18	0.125 L	26-Feb-18 10:01	1
13C2-PFDoA	IS	68.6	50 - 150		B8B0132	21-Feb-18	0.125 L	26-Feb-18 10:01	1
13C2-PFTeDA	IS	62.4	50 - 150		B8B0132	21-Feb-18	0.125 L	26-Feb-18 10:01	1

DL - Detection Limit
LOD - Limit of Detection
LOQ - Limit of quantitation
LCL-UCL- Lower control limit - upper control limit
Results reported to the DL.
When reported, PFHxS, PFOA and PFOS include both linear and branched isomers.
Only the linear isomer is reported for all other analytes.

Sample ID: WI-AF-MW-N2-9-0218

Modified EPA Method 537

Client Data

Name: CH2M Hill
Project: 695610.04.FI.FS
Matrix: Aqueous
Date Collected: 15-Feb-18 13:05

Laboratory Data

Lab Sample: 1800342-07
Date Received: 20-Feb-18 09:04
Column: BEH C18

Analyte	Conc. (ng/L)	DL	LOD	LOQ	Qualifiers	Batch	Extracted	Samp Size	Analyzed	Dilution
PFBS	ND	1.88	5.25	8.42		B8B0132	21-Feb-18	0.119 L	24-Feb-18 17:34	1
PFHxA	ND	2.29	5.25	8.42		B8B0132	21-Feb-18	0.119 L	24-Feb-18 17:34	1
PFHpA	ND	0.622	5.25	8.42		B8B0132	21-Feb-18	0.119 L	24-Feb-18 17:34	1
PFHxS	ND	0.996	5.25	8.42		B8B0132	21-Feb-18	0.119 L	24-Feb-18 17:34	1
PFOA	ND	0.685	5.25	8.42		B8B0132	21-Feb-18	0.119 L	24-Feb-18 17:34	1
PFOS	ND	0.849	5.25	8.42		B8B0132	21-Feb-18	0.119 L	24-Feb-18 17:34	1
PFNA	ND	0.852	5.25	8.42		B8B0132	21-Feb-18	0.119 L	24-Feb-18 17:34	1
PFDA	ND	1.57	5.25	8.42		B8B0132	21-Feb-18	0.119 L	24-Feb-18 17:34	1
MeFOSAA	ND	1.74	5.25	8.42		B8B0132	21-Feb-18	0.119 L	24-Feb-18 17:34	1
PFUnA	ND	1.10	5.25	8.42		B8B0132	21-Feb-18	0.119 L	24-Feb-18 17:34	1
EtFOSAA	ND	1.44	5.25	8.42		B8B0132	21-Feb-18	0.119 L	24-Feb-18 17:34	1
PFDoA	ND	0.833	5.25	8.42		B8B0132	21-Feb-18	0.119 L	24-Feb-18 17:34	1
PFTrDA	ND	0.520	5.25	8.42		B8B0132	21-Feb-18	0.119 L	24-Feb-18 17:34	1
PFTeDA	ND	0.794	5.25	8.42		B8B0132	21-Feb-18	0.119 L	24-Feb-18 17:34	1

Labeled Standards	Type	% Recovery	Limits	Qualifiers	Batch	Extracted	Samp Size	Analyzed	Dilution
13C3-PFBS	IS	97.6	50 - 150		B8B0132	21-Feb-18	0.119 L	24-Feb-18 17:34	1
13C2-PFHxA	IS	81.5	50 - 150		B8B0132	21-Feb-18	0.119 L	24-Feb-18 17:34	1
13C4-PFHpA	IS	86.5	50 - 150		B8B0132	21-Feb-18	0.119 L	24-Feb-18 17:34	1
18O2-PFHxS	IS	77.0	50 - 150		B8B0132	21-Feb-18	0.119 L	24-Feb-18 17:34	1
13C2-PFOA	IS	78.2	50 - 150		B8B0132	21-Feb-18	0.119 L	24-Feb-18 17:34	1
13C8-PFOS	IS	68.9	50 - 150		B8B0132	21-Feb-18	0.119 L	24-Feb-18 17:34	1
13C5-PFNA	IS	66.7	50 - 150		B8B0132	21-Feb-18	0.119 L	24-Feb-18 17:34	1
13C2-PFDA	IS	98.4	50 - 150		B8B0132	21-Feb-18	0.119 L	24-Feb-18 17:34	1
d3-MeFOSAA	IS	107	50 - 150		B8B0132	21-Feb-18	0.119 L	24-Feb-18 17:34	1
13C2-PFUnA	IS	67.0	50 - 150		B8B0132	21-Feb-18	0.119 L	24-Feb-18 17:34	1
d5-EtFOSAA	IS	94.2	50 - 150		B8B0132	21-Feb-18	0.119 L	24-Feb-18 17:34	1
13C2-PFDoA	IS	68.6	50 - 150		B8B0132	21-Feb-18	0.119 L	24-Feb-18 17:34	1
13C2-PFTeDA	IS	68.2	50 - 150		B8B0132	21-Feb-18	0.119 L	24-Feb-18 17:34	1

DL - Detection Limit
LOD - Limit of Detection
LOQ - Limit of quantitation
LCL-UCL- Lower control limit - upper control limit
Results reported to the DL.
When reported, PFHxS, PFOA and PFOS include both linear and branched isomers.
Only the linear isomer is reported for all other analytes.

Matrix Spike Results

Modified EPA Method 537

Source Client ID: WI-AF-MW-N2-9-0218
Source LabNumber: 1800342-07
Matrix: Aqueous
Sample Size: 0.116/0.124 L

QC Batch: B8B0132
Date Extracted: 21-Feb-2018 14:00

Lab Sample: B8B0132-MS1/B8B0132-MSD1
Date Analyzed: 24-Feb-18 15:28 Column: BEH C18
24-Feb-18 15:40 Column: BEH C18

Analyte	Spike-MS (ng/L)	MS %R	MS Qual.	Spike-MSD (ng/L)	MSD %R	RPD	MSD Qual.	%R Limit	%RPD Limit
PFBS	86.5	102		80.5	101	0.985		70 - 130	30
PFHxA	86.5	102		80.5	118	14.5		70 - 130	30
PFHpA	86.5	104		80.5	101	2.93		70 - 130	30
PFHxS	86.5	105		80.5	107	1.89		70 - 130	30
PFOA	86.5	110	B	80.5	100	9.52	B	70 - 130	30
PFOS	86.5	86.0		80.5	**225**	**89.4**	H	70 - 130	30
PFNA	86.5	121		80.5	**132**	8.70	H	70 - 130	30
PFDA	86.5	96.3		80.5	95.4	0.939		70 - 130	30
MeFOSAA	86.5	82.0		80.5	101	20.8		70 - 130	30
PFUnA	86.5	91.3		80.5	110	18.6		70 - 130	30
EtFOSAA	86.5	87.6		80.5	99.3	12.5		70 - 130	30
PFDoA	86.5	92.3		80.5	87.7	5.11		70 - 130	30
PFTrDA	86.5	119		80.5	108	9.69		60 - 130	30
PFTeDA	86.5	118		80.5	124	4.96		70 - 130	30

	Labeled Standard	MS %R	MS Qualifiers	MSD %R	MSD Qual.
IS	13C3-PFBS	105		95.8	
IS	13C2-PFHxA	87.5		81.7	
IS	13C4-PFHpA	89.8		92.4	
IS	18O2-PFHxS	98.3		102	
IS	13C2-PFOA	80.9		82.9	
IS	13C8-PFOS	83.8		71.2	
IS	13C5-PFNA	69.0		64.1	
IS	13C2-PFDA	67.4		71.4	
IS	d3-MeFOSAA	93.4		88.4	
IS	13C2-PFUnA	67.8		61.6	
IS	d5-EtFOSAA	86.2		81.6	
IS	13C2-PFDoA	63.7		76.8	
IS	13C2-PFTeDA	65.4		64.8	

When reported, PFBS, PFHxS, PFOA and PFOS include both linear and branched isomers.
Only the linear isomer is reported for all other analytes.

Sample ID: WI-AF-MW-N2-9P-0218

Modified EPA Method 537

Client Data

Name: CH2M Hill
Project: 695610.04.FI.FS
Matrix: Aqueous
Date Collected: 15-Feb-18 13:10

Laboratory Data

Lab Sample: 1800342-08
Date Received: 20-Feb-18 09:04
Column: BEH C18

Analyte	Conc. (ng/L)	DL	LOD	LOQ	Qualifiers	Batch	Extracted	Samp Size	Analyzed	Dilution
PFBS	ND	1.88	5.25	8.41		B8B0132	21-Feb-18	0.119 L	24-Feb-18 17:46	1
PFHxA	ND	2.29	5.25	8.41		B8B0132	21-Feb-18	0.119 L	24-Feb-18 17:46	1
PFHpA	ND	0.621	5.25	8.41		B8B0132	21-Feb-18	0.119 L	24-Feb-18 17:46	1
PFHxS	ND	0.995	5.25	8.41		B8B0132	21-Feb-18	0.119 L	24-Feb-18 17:46	1
PFOA	1.10	0.684	5.25	8.41	J, B	B8B0132	21-Feb-18	0.119 L	24-Feb-18 17:46	1
PFOS	ND	0.848	5.25	8.41		B8B0132	21-Feb-18	0.119 L	24-Feb-18 17:46	1
PFNA	ND	0.851	5.25	8.41		B8B0132	21-Feb-18	0.119 L	24-Feb-18 17:46	1
PFDA	ND	1.57	5.25	8.41		B8B0132	21-Feb-18	0.119 L	24-Feb-18 17:46	1
MeFOSAA	ND	1.73	5.25	8.41		B8B0132	21-Feb-18	0.119 L	24-Feb-18 17:46	1
PFUnA	ND	1.10	5.25	8.41		B8B0132	21-Feb-18	0.119 L	24-Feb-18 17:46	1
EtFOSAA	ND	1.44	5.25	8.41		B8B0132	21-Feb-18	0.119 L	24-Feb-18 17:46	1
PFDoA	ND	0.832	5.25	8.41		B8B0132	21-Feb-18	0.119 L	24-Feb-18 17:46	1
PFTrDA	ND	0.519	5.25	8.41		B8B0132	21-Feb-18	0.119 L	24-Feb-18 17:46	1
PFTeDA	ND	0.794	5.25	8.41		B8B0132	21-Feb-18	0.119 L	24-Feb-18 17:46	1

Labeled Standards	Type	% Recovery	Limits	Qualifiers	Batch	Extracted	Samp Size	Analyzed	Dilution
13C3-PFBS	IS	88.7	50 - 150		B8B0132	21-Feb-18	0.119 L	24-Feb-18 17:46	1
13C2-PFHxA	IS	84.6	50 - 150		B8B0132	21-Feb-18	0.119 L	24-Feb-18 17:46	1
13C4-PFHpA	IS	82.7	50 - 150		B8B0132	21-Feb-18	0.119 L	24-Feb-18 17:46	1
18O2-PFHxS	IS	81.3	50 - 150		B8B0132	21-Feb-18	0.119 L	24-Feb-18 17:46	1
13C2-PFOA	IS	85.6	50 - 150		B8B0132	21-Feb-18	0.119 L	24-Feb-18 17:46	1
13C8-PFOS	IS	90.7	50 - 150		B8B0132	21-Feb-18	0.119 L	24-Feb-18 17:46	1
13C5-PFNA	IS	89.8	50 - 150		B8B0132	21-Feb-18	0.119 L	24-Feb-18 17:46	1
13C2-PFDA	IS	65.6	50 - 150		B8B0132	21-Feb-18	0.119 L	24-Feb-18 17:46	1
d3-MeFOSAA	IS	75.2	50 - 150		B8B0132	21-Feb-18	0.119 L	24-Feb-18 17:46	1
13C2-PFUnA	IS	71.8	50 - 150		B8B0132	21-Feb-18	0.119 L	24-Feb-18 17:46	1
d5-EtFOSAA	IS	82.9	50 - 150		B8B0132	21-Feb-18	0.119 L	24-Feb-18 17:46	1
13C2-PFDoA	IS	68.5	50 - 150		B8B0132	21-Feb-18	0.119 L	24-Feb-18 17:46	1
13C2-PFTeDA	IS	63.5	50 - 150		B8B0132	21-Feb-18	0.119 L	24-Feb-18 17:46	1

DL - Detection Limit
LOD - Limit of Detection
LOQ - Limit of quantitation
LCL-UCL- Lower control limit - upper control limit
Results reported to the DL.
When reported, PFHxS, PFOA and PFOS include both linear and branched isomers.
Only the linear isomer is reported for all other analytes.

Sample ID: WI-AF-FB01-021518

Modified EPA Method 537

Client Data

Name: CH2M Hill
Project: 695610.04.FI.FS
Matrix: Aqueous
Date Collected: 15-Feb-18 13:15

Laboratory Data

Lab Sample: 1800342-09
Date Received: 20-Feb-18 09:04
Column: BEH C18

Analyte	Conc. (ng/L)	DL	LOD	LOQ	Qualifiers	Batch	Extracted	Samp Size	Analyzed	Dilution
PFBS	ND	1.94	5.43	8.66		B8B0132	21-Feb-18	0.115 L	24-Feb-18 17:57	1
PFHxA	ND	2.36	5.43	8.66		B8B0132	21-Feb-18	0.115 L	24-Feb-18 17:57	1
PFHpA	ND	0.640	5.43	8.66		B8B0132	21-Feb-18	0.115 L	24-Feb-18 17:57	1
PFHxS	ND	1.03	5.43	8.66		B8B0132	21-Feb-18	0.115 L	24-Feb-18 17:57	1
PFOA	ND	0.705	5.43	8.66		B8B0132	21-Feb-18	0.115 L	24-Feb-18 17:57	1
PFOS	ND	0.874	5.43	8.66		B8B0132	21-Feb-18	0.115 L	24-Feb-18 17:57	1
PFNA	ND	0.877	5.43	8.66		B8B0132	21-Feb-18	0.115 L	24-Feb-18 17:57	1
PFDA	ND	1.61	5.43	8.66		B8B0132	21-Feb-18	0.115 L	24-Feb-18 17:57	1
MeFOSAA	ND	1.79	5.43	8.66		B8B0132	21-Feb-18	0.115 L	24-Feb-18 17:57	1
PFUnA	ND	1.14	5.43	8.66		B8B0132	21-Feb-18	0.115 L	24-Feb-18 17:57	1
EtFOSAA	ND	1.48	5.43	8.66		B8B0132	21-Feb-18	0.115 L	24-Feb-18 17:57	1
PFDoA	ND	0.857	5.43	8.66		B8B0132	21-Feb-18	0.115 L	24-Feb-18 17:57	1
PFTrDA	ND	0.535	5.43	8.66		B8B0132	21-Feb-18	0.115 L	24-Feb-18 17:57	1
PFTeDA	ND	0.817	5.43	8.66		B8B0132	21-Feb-18	0.115 L	24-Feb-18 17:57	1

Labeled Standards	Type	% Recovery	Limits	Qualifiers	Batch	Extracted	Samp Size	Analyzed	Dilution
13C3-PFBS	IS	109	50 - 150		B8B0132	21-Feb-18	0.115 L	24-Feb-18 17:57	1
13C2-PFHxA	IS	93.6	50 - 150		B8B0132	21-Feb-18	0.115 L	24-Feb-18 17:57	1
13C4-PFHpA	IS	90.4	50 - 150		B8B0132	21-Feb-18	0.115 L	24-Feb-18 17:57	1
18O2-PFHxS	IS	86.7	50 - 150		B8B0132	21-Feb-18	0.115 L	24-Feb-18 17:57	1
13C2-PFOA	IS	84.3	50 - 150		B8B0132	21-Feb-18	0.115 L	24-Feb-18 17:57	1
13C8-PFOS	IS	80.0	50 - 150		B8B0132	21-Feb-18	0.115 L	24-Feb-18 17:57	1
13C5-PFNA	IS	66.6	50 - 150		B8B0132	21-Feb-18	0.115 L	24-Feb-18 17:57	1
13C2-PFDA	IS	74.2	50 - 150		B8B0132	21-Feb-18	0.115 L	24-Feb-18 17:57	1
d3-MeFOSAA	IS	81.2	50 - 150		B8B0132	21-Feb-18	0.115 L	24-Feb-18 17:57	1
13C2-PFUnA	IS	63.7	50 - 150		B8B0132	21-Feb-18	0.115 L	24-Feb-18 17:57	1
d5-EtFOSAA	IS	82.0	50 - 150		B8B0132	21-Feb-18	0.115 L	24-Feb-18 17:57	1
13C2-PFDoA	IS	76.5	50 - 150		B8B0132	21-Feb-18	0.115 L	24-Feb-18 17:57	1
13C2-PFTeDA	IS	91.3	50 - 150		B8B0132	21-Feb-18	0.115 L	24-Feb-18 17:57	1

DL - Detection Limit
LOD - Limit of Detection
LOQ - Limit of quantitation
LCL-UCL- Lower control limit - upper control limit
Results reported to the DL.
When reported, PFHxS, PFOA and PFOS include both linear and branched isomers.
Only the linear isomer is reported for all other analytes.

Sample ID: WI-AF-MW-N2-7S-0218

Modified EPA Method 537

Client Data

Name: CH2M Hill
Project: 695610.04.FI.FS
Matrix: Aqueous
Date Collected: 15-Feb-18 16:00

Laboratory Data

Lab Sample: 1800342-10
Date Received: 20-Feb-18 09:04
Column: BEH C18

Analyte	Conc. (ng/L)	DL	LOD	LOQ	Qualifiers	Batch	Extracted	Samp Size	Analyzed	Dilution
PFBS	182	1.80	5.04	8.06		B8B0132	21-Feb-18	0.124 L	24-Feb-18 18:09	1
PFHxA	172	2.20	5.04	8.06		B8B0132	21-Feb-18	0.124 L	24-Feb-18 18:09	1
PFHpA	38.4	0.596	5.04	8.06		B8B0132	21-Feb-18	0.124 L	24-Feb-18 18:09	1
PFHxS	1700	0.955	5.04	8.06		B8B0132	21-Feb-18	0.124 L	24-Feb-18 18:09	1
PFOA	117	0.656	5.04	8.06	B	B8B0132	21-Feb-18	0.124 L	24-Feb-18 18:09	1
PFOS	568	0.814	5.04	8.06		B8B0132	21-Feb-18	0.124 L	24-Feb-18 18:09	1
PFNA	1.69	0.817	5.04	8.06	J	B8B0132	21-Feb-18	0.124 L	24-Feb-18 18:09	1
PFDA	ND	1.50	5.04	8.06		B8B0132	21-Feb-18	0.124 L	24-Feb-18 18:09	1
MeFOSAA	ND	1.66	5.04	8.06		B8B0132	21-Feb-18	0.124 L	24-Feb-18 18:09	1
PFUnA	ND	1.06	5.04	8.06		B8B0132	21-Feb-18	0.124 L	24-Feb-18 18:09	1
EtFOSAA	ND	1.38	5.04	8.06		B8B0132	21-Feb-18	0.124 L	24-Feb-18 18:09	1
PFDoA	ND	0.798	5.04	8.06		B8B0132	21-Feb-18	0.124 L	24-Feb-18 18:09	1
PFTrDA	ND	0.498	5.04	8.06		B8B0132	21-Feb-18	0.124 L	24-Feb-18 18:09	1
PFTeDA	ND	0.761	5.04	8.06		B8B0132	21-Feb-18	0.124 L	24-Feb-18 18:09	1

Labeled Standards	Type	% Recovery	Limits	Qualifiers	Batch	Extracted	Samp Size	Analyzed	Dilution
13C3-PFBS	IS	93.8	50 - 150		B8B0132	21-Feb-18	0.124 L	24-Feb-18 18:09	1
13C2-PFHxA	IS	85.9	50 - 150		B8B0132	21-Feb-18	0.124 L	24-Feb-18 18:09	1
13C4-PFHpA	IS	87.7	50 - 150		B8B0132	21-Feb-18	0.124 L	24-Feb-18 18:09	1
18O2-PFHxS	IS	89.8	50 - 150		B8B0132	21-Feb-18	0.124 L	24-Feb-18 18:09	1
13C2-PFOA	IS	87.8	50 - 150		B8B0132	21-Feb-18	0.124 L	24-Feb-18 18:09	1
13C8-PFOS	IS	103	50 - 150		B8B0132	21-Feb-18	0.124 L	24-Feb-18 18:09	1
13C5-PFNA	IS	70.6	50 - 150		B8B0132	21-Feb-18	0.124 L	24-Feb-18 18:09	1
13C2-PFDA	IS	71.1	50 - 150		B8B0132	21-Feb-18	0.124 L	24-Feb-18 18:09	1
d3-MeFOSAA	IS	89.5	50 - 150		B8B0132	21-Feb-18	0.124 L	24-Feb-18 18:09	1
13C2-PFUnA	IS	75.9	50 - 150		B8B0132	21-Feb-18	0.124 L	24-Feb-18 18:09	1
d5-EtFOSAA	IS	90.3	50 - 150		B8B0132	21-Feb-18	0.124 L	24-Feb-18 18:09	1
13C2-PFDoA	IS	77.6	50 - 150		B8B0132	21-Feb-18	0.124 L	24-Feb-18 18:09	1
13C2-PFTeDA	IS	82.8	50 - 150		B8B0132	21-Feb-18	0.124 L	24-Feb-18 18:09	1

DL - Detection Limit
LOD - Limit of Detection
LOQ - Limit of quantitation
LCL-UCL- Lower control limit - upper control limit
Results reported to the DL.
When reported, PFHxS, PFOA and PFOS include both linear and branched isomers.
Only the linear isomer is reported for all other analytes.

Sample ID: WI-AF-MW-N2-3-0218

Modified EPA Method 537

Client Data

Name: CH2M Hill
Project: 695610.04.FI.FS
Matrix: Aqueous
Date Collected: 16-Feb-18 12:40

Laboratory Data

Lab Sample: 1800342-11
Date Received: 20-Feb-18 09:04
Column: BEH C18

Analyte	Conc. (ng/L)	DL	LOD	LOQ	Qualifiers	Batch	Extracted	Samp Size	Analyzed	Dilution
PFBS	ND	1.89	5.30	8.46		B8B0132	21-Feb-18	0.118 L	24-Feb-18 18:20	1
PFHxA	ND	2.31	5.30	8.46		B8B0132	21-Feb-18	0.118 L	24-Feb-18 18:20	1
PFHpA	ND	0.625	5.30	8.46		B8B0132	21-Feb-18	0.118 L	24-Feb-18 18:20	1
PFHxS	1.30	1.00	5.30	8.46	J	B8B0132	21-Feb-18	0.118 L	24-Feb-18 18:20	1
PFOA	1.95	0.689	5.30	8.46	J, B	B8B0132	21-Feb-18	0.118 L	24-Feb-18 18:20	1
PFOS	ND	0.854	5.30	8.46		B8B0132	21-Feb-18	0.118 L	24-Feb-18 18:20	1
PFNA	ND	0.857	5.30	8.46		B8B0132	21-Feb-18	0.118 L	24-Feb-18 18:20	1
PFDA	ND	1.58	5.30	8.46		B8B0132	21-Feb-18	0.118 L	24-Feb-18 18:20	1
MeFOSAA	ND	1.75	5.30	8.46		B8B0132	21-Feb-18	0.118 L	24-Feb-18 18:20	1
PFUnA	ND	1.11	5.30	8.46		B8B0132	21-Feb-18	0.118 L	24-Feb-18 18:20	1
EtFOSAA	ND	1.45	5.30	8.46		B8B0132	21-Feb-18	0.118 L	24-Feb-18 18:20	1
PFDoA	ND	0.838	5.30	8.46		B8B0132	21-Feb-18	0.118 L	24-Feb-18 18:20	1
PFTrDA	ND	0.523	5.30	8.46		B8B0132	21-Feb-18	0.118 L	24-Feb-18 18:20	1
PFTeDA	ND	0.799	5.30	8.46		B8B0132	21-Feb-18	0.118 L	24-Feb-18 18:20	1

Labeled Standards	Type	% Recovery	Limits	Qualifiers	Batch	Extracted	Samp Size	Analyzed	Dilution
13C3-PFBS	IS	108	50 - 150		B8B0132	21-Feb-18	0.118 L	24-Feb-18 18:20	1
13C2-PFHxA	IS	82.1	50 - 150		B8B0132	21-Feb-18	0.118 L	24-Feb-18 18:20	1
13C4-PFHpA	IS	79.2	50 - 150		B8B0132	21-Feb-18	0.118 L	24-Feb-18 18:20	1
18O2-PFHxS	IS	82.3	50 - 150		B8B0132	21-Feb-18	0.118 L	24-Feb-18 18:20	1
13C2-PFOA	IS	89.6	50 - 150		B8B0132	21-Feb-18	0.118 L	24-Feb-18 18:20	1
13C8-PFOS	IS	87.5	50 - 150		B8B0132	21-Feb-18	0.118 L	24-Feb-18 18:20	1
13C5-PFNA	IS	74.5	50 - 150		B8B0132	21-Feb-18	0.118 L	24-Feb-18 18:20	1
13C2-PFDA	IS	70.3	50 - 150		B8B0132	21-Feb-18	0.118 L	24-Feb-18 18:20	1
d3-MeFOSAA	IS	104	50 - 150		B8B0132	21-Feb-18	0.118 L	24-Feb-18 18:20	1
13C2-PFUnA	IS	79.1	50 - 150		B8B0132	21-Feb-18	0.118 L	24-Feb-18 18:20	1
d5-EtFOSAA	IS	105	50 - 150		B8B0132	21-Feb-18	0.118 L	24-Feb-18 18:20	1
13C2-PFDoA	IS	67.5	50 - 150		B8B0132	21-Feb-18	0.118 L	24-Feb-18 18:20	1
13C2-PFTeDA	IS	77.5	50 - 150		B8B0132	21-Feb-18	0.118 L	24-Feb-18 18:20	1

DL - Detection Limit
LOD - Limit of Detection
LOQ - Limit of quantitation
LCL-UCL- Lower control limit - upper control limit
Results reported to the DL.
When reported, PFHxS, PFOA and PFOS include both linear and branched isomers.
Only the linear isomer is reported for all other analytes.

Sample ID: WI-AF-EB01-021618

Modified EPA Method 537

Client Data

Name: CH2M Hill
Project: 695610.04.FI.FS
Matrix: Aqueous
Date Collected: 16-Feb-18 14:55

Laboratory Data

Lab Sample: 1800342-12
Date Received: 20-Feb-18 09:04
Column: BEH C18

Analyte	Conc. (ng/L)	DL	LOD	LOQ	Qualifiers	Batch	Extracted	Samp Size	Analyzed	Dilution
PFBS	ND	1.88	5.25	8.41		B8B0132	21-Feb-18	0.119 L	24-Feb-18 18:31	1
PFHxA	ND	2.29	5.25	8.41		B8B0132	21-Feb-18	0.119 L	24-Feb-18 18:31	1
PFHpA	ND	0.622	5.25	8.41		B8B0132	21-Feb-18	0.119 L	24-Feb-18 18:31	1
PFHxS	ND	0.996	5.25	8.41		B8B0132	21-Feb-18	0.119 L	24-Feb-18 18:31	1
PFOA	ND	0.685	5.25	8.41		B8B0132	21-Feb-18	0.119 L	24-Feb-18 18:31	1
PFOS	ND	0.849	5.25	8.41		B8B0132	21-Feb-18	0.119 L	24-Feb-18 18:31	1
PFNA	ND	0.852	5.25	8.41		B8B0132	21-Feb-18	0.119 L	24-Feb-18 18:31	1
PFDA	ND	1.57	5.25	8.41		B8B0132	21-Feb-18	0.119 L	24-Feb-18 18:31	1
MeFOSAA	ND	1.74	5.25	8.41		B8B0132	21-Feb-18	0.119 L	24-Feb-18 18:31	1
PFUnA	ND	1.10	5.25	8.41		B8B0132	21-Feb-18	0.119 L	24-Feb-18 18:31	1
EtFOSAA	ND	1.44	5.25	8.41		B8B0132	21-Feb-18	0.119 L	24-Feb-18 18:31	1
PFDoA	ND	0.833	5.25	8.41		B8B0132	21-Feb-18	0.119 L	24-Feb-18 18:31	1
PFTrDA	ND	0.520	5.25	8.41		B8B0132	21-Feb-18	0.119 L	24-Feb-18 18:31	1
PFTeDA	ND	0.794	5.25	8.41		B8B0132	21-Feb-18	0.119 L	24-Feb-18 18:31	1

Labeled Standards	Type	% Recovery	Limits	Qualifiers	Batch	Extracted	Samp Size	Analyzed	Dilution
13C3-PFBS	IS	102	50 - 150		B8B0132	21-Feb-18	0.119 L	24-Feb-18 18:31	1
13C2-PFHxA	IS	84.9	50 - 150		B8B0132	21-Feb-18	0.119 L	24-Feb-18 18:31	1
13C4-PFHpA	IS	85.9	50 - 150		B8B0132	21-Feb-18	0.119 L	24-Feb-18 18:31	1
18O2-PFHxS	IS	80.1	50 - 150		B8B0132	21-Feb-18	0.119 L	24-Feb-18 18:31	1
13C2-PFOA	IS	75.1	50 - 150		B8B0132	21-Feb-18	0.119 L	24-Feb-18 18:31	1
13C8-PFOS	IS	99.9	50 - 150		B8B0132	21-Feb-18	0.119 L	24-Feb-18 18:31	1
13C5-PFNA	IS	64.7	50 - 150		B8B0132	21-Feb-18	0.119 L	24-Feb-18 18:31	1
13C2-PFDA	IS	75.4	50 - 150		B8B0132	21-Feb-18	0.119 L	24-Feb-18 18:31	1
d3-MeFOSAA	IS	77.6	50 - 150		B8B0132	21-Feb-18	0.119 L	24-Feb-18 18:31	1
13C2-PFUnA	IS	48.5	50 - 150	H	B8B0132	21-Feb-18	0.119 L	24-Feb-18 18:31	1
d5-EtFOSAA	IS	78.9	50 - 150		B8B0132	21-Feb-18	0.119 L	24-Feb-18 18:31	1
13C2-PFDoA	IS	57.3	50 - 150		B8B0132	21-Feb-18	0.119 L	24-Feb-18 18:31	1
13C2-PFTeDA	IS	55.0	50 - 150		B8B0132	21-Feb-18	0.119 L	24-Feb-18 18:31	1

DL - Detection Limit
LOD - Limit of Detection
LOQ - Limit of quantitation
LCL-UCL- Lower control limit - upper control limit
Results reported to the DL.
When reported, PFHxS, PFOA and PFOS include both linear and branched isomers.
Only the linear isomer is reported for all other analytes.

Sample ID: WI-AF-MW-N2-8-0218

Modified EPA Method 537

Client Data

Name: CH2M Hill
Project: 695610.04.FI.FS
Matrix: Aqueous
Date Collected: 16-Feb-18 17:40

Laboratory Data

Lab Sample: 1800342-13
Date Received: 20-Feb-18 09:04
Column: BEH C18

Analyte	Conc. (ng/L)	DL	LOD	LOQ	Qualifiers	Batch	Extracted	Samp Size	Analyzed	Dilution
PFBS	ND	1.86	5.21	8.30		B8B0132	21-Feb-18	0.120 L	24-Feb-18 18:43	1
PFHxA	ND	2.26	5.21	8.30		B8B0132	21-Feb-18	0.120 L	24-Feb-18 18:43	1
PFHpA	ND	0.614	5.21	8.30		B8B0132	21-Feb-18	0.120 L	24-Feb-18 18:43	1
PFHxS	ND	0.983	5.21	8.30		B8B0132	21-Feb-18	0.120 L	24-Feb-18 18:43	1
PFOA	ND	0.676	5.21	8.30		B8B0132	21-Feb-18	0.120 L	24-Feb-18 18:43	1
PFOS	ND	0.838	5.21	8.30		B8B0132	21-Feb-18	0.120 L	24-Feb-18 18:43	1
PFNA	ND	0.841	5.21	8.30		B8B0132	21-Feb-18	0.120 L	24-Feb-18 18:43	1
PFDA	ND	1.55	5.21	8.30		B8B0132	21-Feb-18	0.120 L	24-Feb-18 18:43	1
MeFOSAA	ND	1.71	5.21	8.30		B8B0132	21-Feb-18	0.120 L	24-Feb-18 18:43	1
PFUnA	ND	1.09	5.21	8.30		B8B0132	21-Feb-18	0.120 L	24-Feb-18 18:43	1
EtFOSAA	ND	1.42	5.21	8.30		B8B0132	21-Feb-18	0.120 L	24-Feb-18 18:43	1
PFDoA	ND	0.822	5.21	8.30		B8B0132	21-Feb-18	0.120 L	24-Feb-18 18:43	1
PFTrDA	ND	0.513	5.21	8.30		B8B0132	21-Feb-18	0.120 L	24-Feb-18 18:43	1
PFTeDA	ND	0.784	5.21	8.30		B8B0132	21-Feb-18	0.120 L	24-Feb-18 18:43	1

Labeled Standards	Type	% Recovery	Limits	Qualifiers	Batch	Extracted	Samp Size	Analyzed	Dilution
13C3-PFBS	IS	97.6	50 - 150		B8B0132	21-Feb-18	0.120 L	24-Feb-18 18:43	1
13C2-PFHxA	IS	87.2	50 - 150		B8B0132	21-Feb-18	0.120 L	24-Feb-18 18:43	1
13C4-PFHpA	IS	92.0	50 - 150		B8B0132	21-Feb-18	0.120 L	24-Feb-18 18:43	1
18O2-PFHxS	IS	83.1	50 - 150		B8B0132	21-Feb-18	0.120 L	24-Feb-18 18:43	1
13C2-PFOA	IS	65.3	50 - 150		B8B0132	21-Feb-18	0.120 L	24-Feb-18 18:43	1
13C8-PFOS	IS	98.4	50 - 150		B8B0132	21-Feb-18	0.120 L	24-Feb-18 18:43	1
13C5-PFNA	IS	69.3	50 - 150		B8B0132	21-Feb-18	0.120 L	24-Feb-18 18:43	1
13C2-PFDA	IS	79.3	50 - 150		B8B0132	21-Feb-18	0.120 L	24-Feb-18 18:43	1
d3-MeFOSAA	IS	70.4	50 - 150		B8B0132	21-Feb-18	0.120 L	24-Feb-18 18:43	1
13C2-PFUnA	IS	70.1	50 - 150		B8B0132	21-Feb-18	0.120 L	24-Feb-18 18:43	1
d5-EtFOSAA	IS	79.0	50 - 150		B8B0132	21-Feb-18	0.120 L	24-Feb-18 18:43	1
13C2-PFDoA	IS	44.5	50 - 150	H	B8B0132	21-Feb-18	0.120 L	24-Feb-18 18:43	1
13C2-PFTeDA	IS	61.8	50 - 150		B8B0132	21-Feb-18	0.120 L	24-Feb-18 18:43	1

DL - Detection Limit
LOD - Limit of Detection
LOQ - Limit of quantitation
LCL-UCL- Lower control limit - upper control limit
Results reported to the DL.
When reported, PFHxS, PFOA and PFOS include both linear and branched isomers.
Only the linear isomer is reported for all other analytes.

Sample ID: WI-AF-MW-201-0218

Modified EPA Method 537

Client Data

Name: CH2M Hill
Project: 695610.04.FI.FS
Matrix: Aqueous
Date Collected: 17-Feb-18 14:50

Laboratory Data

Lab Sample: 1800342-14
Date Received: 20-Feb-18 09:04
Column: BEH C18

Analyte	Conc. (ng/L)	DL	LOD	LOQ	Qualifiers	Batch	Extracted	Samp Size	Analyzed	Dilution
PFBS	2090	1.88	5.25	8.40		B8B0132	21-Feb-18	0.119 L	24-Feb-18 18:54	1
PFHxA	8670	22.9	52.5	84.0	D	B8B0132	21-Feb-18	0.119 L	28-Feb-18 23:25	10
PFHpA	2400	0.620	5.25	8.40		B8B0132	21-Feb-18	0.119 L	24-Feb-18 18:54	1
PFHxS	17000	9.94	52.5	84.0	D	B8B0132	21-Feb-18	0.119 L	28-Feb-18 23:25	10
PFOA	3010	0.683	5.25	8.40	B	B8B0132	21-Feb-18	0.119 L	24-Feb-18 18:54	1
PFOS	23500	8.47	52.5	84.0	D	B8B0132	21-Feb-18	0.119 L	28-Feb-18 23:25	10
PFNA	69.0	0.850	5.25	8.40		B8B0132	21-Feb-18	0.119 L	24-Feb-18 18:54	1
PFDA	4.41	1.56	5.25	8.40	J	B8B0132	21-Feb-18	0.119 L	24-Feb-18 18:54	1
MeFOSAA	ND	1.73	5.25	8.40		B8B0132	21-Feb-18	0.119 L	24-Feb-18 18:54	1
PFUnA	ND	1.10	5.25	8.40		B8B0132	21-Feb-18	0.119 L	24-Feb-18 18:54	1
EtFOSAA	ND	1.44	5.25	8.40		B8B0132	21-Feb-18	0.119 L	24-Feb-18 18:54	1
PFDoA	ND	0.831	5.25	8.40		B8B0132	21-Feb-18	0.119 L	24-Feb-18 18:54	1
PFTrDA	ND	0.518	5.25	8.40		B8B0132	21-Feb-18	0.119 L	24-Feb-18 18:54	1
PFTeDA	ND	0.792	5.25	8.40		B8B0132	21-Feb-18	0.119 L	24-Feb-18 18:54	1

Labeled Standards	Type	% Recovery	Limits	Qualifiers	Batch	Extracted	Samp Size	Analyzed	Dilution
13C3-PFBS	IS	122	50 - 150		B8B0132	21-Feb-18	0.119 L	24-Feb-18 18:54	1
13C2-PFHxA	IS	98.5	50 - 150	D	B8B0132	21-Feb-18	0.119 L	28-Feb-18 23:25	10
13C4-PFHpA	IS	92.4	50 - 150		B8B0132	21-Feb-18	0.119 L	24-Feb-18 18:54	1
18O2-PFHxS	IS	142	50 - 150	D	B8B0132	21-Feb-18	0.119 L	28-Feb-18 23:25	10
13C2-PFOA	IS	80.7	50 - 150		B8B0132	21-Feb-18	0.119 L	24-Feb-18 18:54	1
13C8-PFOS	IS	82.6	50 - 150	D	B8B0132	21-Feb-18	0.119 L	28-Feb-18 23:25	10
13C5-PFNA	IS	71.1	50 - 150		B8B0132	21-Feb-18	0.119 L	24-Feb-18 18:54	1
13C2-PFDA	IS	71.7	50 - 150		B8B0132	21-Feb-18	0.119 L	24-Feb-18 18:54	1
d3-MeFOSAA	IS	62.6	50 - 150		B8B0132	21-Feb-18	0.119 L	24-Feb-18 18:54	1
13C2-PFUnA	IS	55.4	50 - 150		B8B0132	21-Feb-18	0.119 L	24-Feb-18 18:54	1
d5-EtFOSAA	IS	69.3	50 - 150		B8B0132	21-Feb-18	0.119 L	24-Feb-18 18:54	1
13C2-PFDoA	IS	49.1	50 - 150	H	B8B0132	21-Feb-18	0.119 L	24-Feb-18 18:54	1
13C2-PFTeDA	IS	54.4	50 - 150		B8B0132	21-Feb-18	0.119 L	24-Feb-18 18:54	1

DL - Detection Limit
LOD - Limit of Detection
LOQ - Limit of quantitation
LCL-UCL- Lower control limit - upper control limit
Results reported to the DL.
When reported, PFHxS, PFOA and PFOS include both linear and branched isomers.
Only the linear isomer is reported for all other analytes.

Sample ID: WI-AF-FB01-021718

Modified EPA Method 537

Client Data

Name: CH2M Hill
Project: 695610.04.FI.FS
Matrix: Aqueous
Date Collected: 17-Feb-18 14:55

Laboratory Data

Lab Sample: 1800342-15
Date Received: 20-Feb-18 09:04
Column: BEH C18

Analyte	Conc. (ng/L)	DL	LOD	LOQ	Qualifiers	Batch	Extracted	Samp Size	Analyzed	Dilution
PFBS	ND	2.01	5.63	8.97		B8B0132	21-Feb-18	0.111 L	07-Mar-18 19:27	1
PFHxA	ND	2.45	5.63	8.97		B8B0132	21-Feb-18	0.111 L	07-Mar-18 19:27	1
PFHpA	ND	0.663	5.63	8.97		B8B0132	21-Feb-18	0.111 L	07-Mar-18 19:27	1
PFHxS	ND	1.06	5.63	8.97		B8B0132	21-Feb-18	0.111 L	07-Mar-18 19:27	1
PFOA	ND	0.730	5.63	8.97		B8B0132	21-Feb-18	0.111 L	07-Mar-18 19:27	1
PFOS	2.23	0.905	5.63	8.97	J	B8B0132	21-Feb-18	0.111 L	07-Mar-18 19:27	1
PFNA	ND	0.908	5.63	8.97		B8B0132	21-Feb-18	0.111 L	07-Mar-18 19:27	1
PFDA	ND	1.67	5.63	8.97		B8B0132	21-Feb-18	0.111 L	07-Mar-18 19:27	1
MeFOSAA	ND	1.85	5.63	8.97		B8B0132	21-Feb-18	0.111 L	07-Mar-18 19:27	1
PFUnA	ND	1.18	5.63	8.97		B8B0132	21-Feb-18	0.111 L	07-Mar-18 19:27	1
EtFOSAA	ND	1.54	5.63	8.97		B8B0132	21-Feb-18	0.111 L	07-Mar-18 19:27	1
PFDoA	ND	0.888	5.63	8.97		B8B0132	21-Feb-18	0.111 L	07-Mar-18 19:27	1
PFTrDA	ND	0.554	5.63	8.97		B8B0132	21-Feb-18	0.111 L	07-Mar-18 19:27	1
PFTeDA	ND	0.847	5.63	8.97		B8B0132	21-Feb-18	0.111 L	07-Mar-18 19:27	1

Labeled Standards	Type	% Recovery	Limits	Qualifiers	Batch	Extracted	Samp Size	Analyzed	Dilution
13C3-PFBS	IS	114	50 - 150		B8B0132	21-Feb-18	0.111 L	07-Mar-18 19:27	1
13C2-PFHxA	IS	93.3	50 - 150		B8B0132	21-Feb-18	0.111 L	07-Mar-18 19:27	1
13C4-PFHpA	IS	89.8	50 - 150		B8B0132	21-Feb-18	0.111 L	07-Mar-18 19:27	1
18O2-PFHxS	IS	89.5	50 - 150		B8B0132	21-Feb-18	0.111 L	07-Mar-18 19:27	1
13C2-PFOA	IS	88.1	50 - 150		B8B0132	21-Feb-18	0.111 L	07-Mar-18 19:27	1
13C8-PFOS	IS	105	50 - 150		B8B0132	21-Feb-18	0.111 L	07-Mar-18 19:27	1
13C5-PFNA	IS	85.5	50 - 150		B8B0132	21-Feb-18	0.111 L	07-Mar-18 19:27	1
13C2-PFDA	IS	75.7	50 - 150		B8B0132	21-Feb-18	0.111 L	07-Mar-18 19:27	1
d3-MeFOSAA	IS	53.1	50 - 150		B8B0132	21-Feb-18	0.111 L	07-Mar-18 19:27	1
13C2-PFUnA	IS	62.9	50 - 150		B8B0132	21-Feb-18	0.111 L	07-Mar-18 19:27	1
d5-EtFOSAA	IS	66.9	50 - 150		B8B0132	21-Feb-18	0.111 L	07-Mar-18 19:27	1
13C2-PFDoA	IS	72.7	50 - 150		B8B0132	21-Feb-18	0.111 L	07-Mar-18 19:27	1
13C2-PFTeDA	IS	62.5	50 - 150		B8B0132	21-Feb-18	0.111 L	07-Mar-18 19:27	1

DL - Detection Limit
LOD - Limit of Detection
LOQ - Limit of quantitation
LCL-UCL- Lower control limit - upper control limit
Results reported to the DL.
When reported, PFHxS, PFOA and PFOS include both linear and branched isomers.
Only the linear isomer is reported for all other analytes.

Sample ID: WI-AF-4-MW-3-0218

Modified EPA Method 537

Client Data

Name: CH2M Hill
Project: 695610.04.FI.FS
Matrix: Aqueous
Date Collected: 17-Feb-18 13:35

Laboratory Data

Lab Sample: 1800342-16
Date Received: 20-Feb-18 09:04
Column: BEH C18

Analyte	Conc. (ng/L)	DL	LOD	LOQ	Qualifiers	Batch	Extracted	Samp Size	Analyzed	Dilution
PFBS	ND	2.02	5.63	9.04		B8B0132	21-Feb-18	0.111 L	24-Feb-18 19:17	1
PFHxA	ND	2.46	5.63	9.04		B8B0132	21-Feb-18	0.111 L	24-Feb-18 19:17	1
PFHpA	ND	0.667	5.63	9.04		B8B0132	21-Feb-18	0.111 L	24-Feb-18 19:17	1
PFHxS	ND	1.07	5.63	9.04		B8B0132	21-Feb-18	0.111 L	24-Feb-18 19:17	1
PFOA	0.903	0.735	5.63	9.04	J, B	B8B0132	21-Feb-18	0.111 L	24-Feb-18 19:17	1
PFOS	ND	0.911	5.63	9.04		B8B0132	21-Feb-18	0.111 L	24-Feb-18 19:17	1
PFNA	ND	0.915	5.63	9.04		B8B0132	21-Feb-18	0.111 L	24-Feb-18 19:17	1
PFDA	ND	1.68	5.63	9.04		B8B0132	21-Feb-18	0.111 L	24-Feb-18 19:17	1
MeFOSAA	ND	1.86	5.63	9.04		B8B0132	21-Feb-18	0.111 L	24-Feb-18 19:17	1
PFUnA	ND	1.19	5.63	9.04		B8B0132	21-Feb-18	0.111 L	24-Feb-18 19:17	1
EtFOSAA	ND	1.55	5.63	9.04		B8B0132	21-Feb-18	0.111 L	24-Feb-18 19:17	1
PFDoA	ND	0.894	5.63	9.04		B8B0132	21-Feb-18	0.111 L	24-Feb-18 19:17	1
PFTrDA	ND	0.558	5.63	9.04		B8B0132	21-Feb-18	0.111 L	24-Feb-18 19:17	1
PFTeDA	ND	0.853	5.63	9.04		B8B0132	21-Feb-18	0.111 L	24-Feb-18 19:17	1

Labeled Standards	Type	% Recovery	Limits	Qualifiers	Batch	Extracted	Samp Size	Analyzed	Dilution
13C3-PFBS	IS	94.0	50 - 150		B8B0132	21-Feb-18	0.111 L	24-Feb-18 19:17	1
13C2-PFHxA	IS	88.6	50 - 150		B8B0132	21-Feb-18	0.111 L	24-Feb-18 19:17	1
13C4-PFHpA	IS	78.0	50 - 150		B8B0132	21-Feb-18	0.111 L	24-Feb-18 19:17	1
18O2-PFHxS	IS	100	50 - 150		B8B0132	21-Feb-18	0.111 L	24-Feb-18 19:17	1
13C2-PFOA	IS	91.4	50 - 150		B8B0132	21-Feb-18	0.111 L	24-Feb-18 19:17	1
13C8-PFOS	IS	78.3	50 - 150		B8B0132	21-Feb-18	0.111 L	24-Feb-18 19:17	1
13C5-PFNA	IS	94.6	50 - 150		B8B0132	21-Feb-18	0.111 L	24-Feb-18 19:17	1
13C2-PFDA	IS	74.1	50 - 150		B8B0132	21-Feb-18	0.111 L	24-Feb-18 19:17	1
d3-MeFOSAA	IS	66.9	50 - 150		B8B0132	21-Feb-18	0.111 L	24-Feb-18 19:17	1
13C2-PFUnA	IS	61.2	50 - 150		B8B0132	21-Feb-18	0.111 L	24-Feb-18 19:17	1
d5-EtFOSAA	IS	75.2	50 - 150		B8B0132	21-Feb-18	0.111 L	24-Feb-18 19:17	1
13C2-PFDoA	IS	49.8	50 - 150	H	B8B0132	21-Feb-18	0.111 L	24-Feb-18 19:17	1
13C2-PFTeDA	IS	46.6	50 - 150	H	B8B0132	21-Feb-18	0.111 L	24-Feb-18 19:17	1

DL - Detection Limit
LOD - Limit of Detection
LOQ - Limit of quantitation
LCL-UCL- Lower control limit - upper control limit
Results reported to the DL.
When reported, PFHxS, PFOA and PFOS include both linear and branched isomers.
Only the linear isomer is reported for all other analytes.

Sample ID: WI-AF-EB01-021718

Modified EPA Method 537

Client Data

Name: CH2M Hill
Project: 695610.04.FI.FS
Matrix: Aqueous
Date Collected: 17-Feb-18 16:45

Laboratory Data

Lab Sample: 1800342-17
Date Received: 20-Feb-18 09:04
Column: BEH C18

Analyte	Conc. (ng/L)	DL	LOD	LOQ	Qualifiers	Batch	Extracted	Samp Size	Analyzed	Dilution
PFBS	ND	1.78	4.96	7.95		B8B0132	21-Feb-18	0.126 L	24-Feb-18 19:29	1
PFHxA	ND	2.17	4.96	7.95		B8B0132	21-Feb-18	0.126 L	24-Feb-18 19:29	1
PFHpA	ND	0.587	4.96	7.95		B8B0132	21-Feb-18	0.126 L	24-Feb-18 19:29	1
PFHxS	ND	0.941	4.96	7.95		B8B0132	21-Feb-18	0.126 L	24-Feb-18 19:29	1
PFOA	0.814	0.647	4.96	7.95	J, B	B8B0132	21-Feb-18	0.126 L	24-Feb-18 19:29	1
PFOS	1.95	0.802	4.96	7.95	J	B8B0132	21-Feb-18	0.126 L	24-Feb-18 19:29	1
PFNA	ND	0.805	4.96	7.95		B8B0132	21-Feb-18	0.126 L	24-Feb-18 19:29	1
PFDA	ND	1.48	4.96	7.95		B8B0132	21-Feb-18	0.126 L	24-Feb-18 19:29	1
MeFOSAA	ND	1.64	4.96	7.95		B8B0132	21-Feb-18	0.126 L	24-Feb-18 19:29	1
PFUnA	ND	1.04	4.96	7.95		B8B0132	21-Feb-18	0.126 L	24-Feb-18 19:29	1
EtFOSAA	ND	1.36	4.96	7.95		B8B0132	21-Feb-18	0.126 L	24-Feb-18 19:29	1
PFDoA	ND	0.787	4.96	7.95		B8B0132	21-Feb-18	0.126 L	24-Feb-18 19:29	1
PFTrDA	ND	0.491	4.96	7.95		B8B0132	21-Feb-18	0.126 L	24-Feb-18 19:29	1
PFTeDA	ND	0.750	4.96	7.95		B8B0132	21-Feb-18	0.126 L	24-Feb-18 19:29	1

Labeled Standards	Type	% Recovery	Limits	Qualifiers	Batch	Extracted	Samp Size	Analyzed	Dilution
13C3-PFBS	IS	99.6	50 - 150		B8B0132	21-Feb-18	0.126 L	24-Feb-18 19:29	1
13C2-PFHxA	IS	75.9	50 - 150		B8B0132	21-Feb-18	0.126 L	24-Feb-18 19:29	1
13C4-PFHpA	IS	83.5	50 - 150		B8B0132	21-Feb-18	0.126 L	24-Feb-18 19:29	1
18O2-PFHxS	IS	105	50 - 150		B8B0132	21-Feb-18	0.126 L	24-Feb-18 19:29	1
13C2-PFOA	IS	81.6	50 - 150		B8B0132	21-Feb-18	0.126 L	24-Feb-18 19:29	1
13C8-PFOS	IS	81.4	50 - 150		B8B0132	21-Feb-18	0.126 L	24-Feb-18 19:29	1
13C5-PFNA	IS	71.1	50 - 150		B8B0132	21-Feb-18	0.126 L	24-Feb-18 19:29	1
13C2-PFDA	IS	62.9	50 - 150		B8B0132	21-Feb-18	0.126 L	24-Feb-18 19:29	1
d3-MeFOSAA	IS	77.7	50 - 150		B8B0132	21-Feb-18	0.126 L	24-Feb-18 19:29	1
13C2-PFUnA	IS	67.9	50 - 150		B8B0132	21-Feb-18	0.126 L	24-Feb-18 19:29	1
d5-EtFOSAA	IS	85.7	50 - 150		B8B0132	21-Feb-18	0.126 L	24-Feb-18 19:29	1
13C2-PFDoA	IS	52.9	50 - 150		B8B0132	21-Feb-18	0.126 L	24-Feb-18 19:29	1
13C2-PFTeDA	IS	46.0	50 - 150	H	B8B0132	21-Feb-18	0.126 L	24-Feb-18 19:29	1

DL - Detection Limit
LOD - Limit of Detection
LOQ - Limit of quantitation
LCL-UCL- Lower control limit - upper control limit
Results reported to the DL.
When reported, PFHxS, PFOA and PFOS include both linear and branched isomers.
Only the linear isomer is reported for all other analytes.

Sample ID: WI-AF-N2-6C-0218

Modified EPA Method 537

Client Data

Name: CH2M Hill
Project: 695610.04.FI.FS
Matrix: Aqueous
Date Collected: 18-Feb-18 11:40

Laboratory Data

Lab Sample: 1800342-18
Date Received: 20-Feb-18 09:04
Column: BEH C18

Analyte	Conc. (ng/L)	DL	LOD	LOQ	Qualifiers	Batch	Extracted	Samp Size	Analyzed	Dilution
PFBS	98.7	1.92	5.39	8.60		B8B0132	21-Feb-18	0.116 L	24-Feb-18 19:40	1
PFHxA	762	2.34	5.39	8.60		B8B0132	21-Feb-18	0.116 L	24-Feb-18 19:40	1
PFHpA	726	0.636	5.39	8.60		B8B0132	21-Feb-18	0.116 L	24-Feb-18 19:40	1
PFHxS	2570	1.02	5.39	8.60		B8B0132	21-Feb-18	0.116 L	24-Feb-18 19:40	1
PFOA	671	0.700	5.39	8.60	B	B8B0132	21-Feb-18	0.116 L	24-Feb-18 19:40	1
PFOS	9450	4.34	26.9	43.0	D	B8B0132	21-Feb-18	0.116 L	28-Feb-18 23:36	5
PFNA	139	0.871	5.39	8.60		B8B0132	21-Feb-18	0.116 L	24-Feb-18 19:40	1
PFDA	27.7	1.60	5.39	8.60		B8B0132	21-Feb-18	0.116 L	24-Feb-18 19:40	1
MeFOSAA	ND	1.77	5.39	8.60		B8B0132	21-Feb-18	0.116 L	24-Feb-18 19:40	1
PFUnA	ND	1.13	5.39	8.60		B8B0132	21-Feb-18	0.116 L	24-Feb-18 19:40	1
EtFOSAA	ND	1.47	5.39	8.60		B8B0132	21-Feb-18	0.116 L	24-Feb-18 19:40	1
PFDoA	ND	0.852	5.39	8.60		B8B0132	21-Feb-18	0.116 L	24-Feb-18 19:40	1
PFTrDA	ND	0.531	5.39	8.60		B8B0132	21-Feb-18	0.116 L	24-Feb-18 19:40	1
PFTeDA	ND	0.812	5.39	8.60		B8B0132	21-Feb-18	0.116 L	24-Feb-18 19:40	1

Labeled Standards	Type	% Recovery	Limits	Qualifiers	Batch	Extracted	Samp Size	Analyzed	Dilution
13C3-PFBS	IS	109	50 - 150		B8B0132	21-Feb-18	0.116 L	24-Feb-18 19:40	1
13C2-PFHxA	IS	83.3	50 - 150		B8B0132	21-Feb-18	0.116 L	24-Feb-18 19:40	1
13C4-PFHpA	IS	88.7	50 - 150		B8B0132	21-Feb-18	0.116 L	24-Feb-18 19:40	1
18O2-PFHxS	IS	78.8	50 - 150		B8B0132	21-Feb-18	0.116 L	24-Feb-18 19:40	1
13C2-PFOA	IS	75.8	50 - 150		B8B0132	21-Feb-18	0.116 L	24-Feb-18 19:40	1
13C8-PFOS	IS	82.9	50 - 150	D	B8B0132	21-Feb-18	0.116 L	28-Feb-18 23:36	5
13C5-PFNA	IS	61.8	50 - 150		B8B0132	21-Feb-18	0.116 L	24-Feb-18 19:40	1
13C2-PFDA	IS	63.9	50 - 150		B8B0132	21-Feb-18	0.116 L	24-Feb-18 19:40	1
d3-MeFOSAA	IS	90.6	50 - 150		B8B0132	21-Feb-18	0.116 L	24-Feb-18 19:40	1
13C2-PFUnA	IS	59.8	50 - 150		B8B0132	21-Feb-18	0.116 L	24-Feb-18 19:40	1
d5-EtFOSAA	IS	92.4	50 - 150		B8B0132	21-Feb-18	0.116 L	24-Feb-18 19:40	1
13C2-PFDoA	IS	63.2	50 - 150		B8B0132	21-Feb-18	0.116 L	24-Feb-18 19:40	1
13C2-PFTeDA	IS	58.3	50 - 150		B8B0132	21-Feb-18	0.116 L	24-Feb-18 19:40	1

DL - Detection Limit
LOD - Limit of Detection
LOQ - Limit of quantitation
LCL-UCL- Lower control limit - upper control limit
Results reported to the DL.
When reported, PFHxS, PFOA and PFOS include both linear and branched isomers.
Only the linear isomer is reported for all other analytes.

Sample ID: WI-AF-FB01-021818

Modified EPA Method 537

Client Data

Name: CH2M Hill
Project: 695610.04.FI.FS
Matrix: Aqueous
Date Collected: 18-Feb-18 11:45

Laboratory Data

Lab Sample: 1800342-19
Date Received: 20-Feb-18 09:04
Column: BEH C18

Analyte	Conc. (ng/L)	DL	LOD	LOQ	Qualifiers	Batch	Extracted	Samp Size	Analyzed	Dilution
PFBS	ND	1.97	5.48	8.78		B8B0132	21-Feb-18	0.114 L	24-Feb-18 19:52	1
PFHxA	ND	2.39	5.48	8.78		B8B0132	21-Feb-18	0.114 L	24-Feb-18 19:52	1
PFHpA	ND	0.649	5.48	8.78		B8B0132	21-Feb-18	0.114 L	24-Feb-18 19:52	1
PFHxS	ND	1.04	5.48	8.78		B8B0132	21-Feb-18	0.114 L	24-Feb-18 19:52	1
PFOA	1.01	0.715	5.48	8.78	J, B	B8B0132	21-Feb-18	0.114 L	24-Feb-18 19:52	1
PFOS	ND	0.886	5.48	8.78		B8B0132	21-Feb-18	0.114 L	24-Feb-18 19:52	1
PFNA	ND	0.889	5.48	8.78		B8B0132	21-Feb-18	0.114 L	24-Feb-18 19:52	1
PFDA	ND	1.64	5.48	8.78		B8B0132	21-Feb-18	0.114 L	24-Feb-18 19:52	1
MeFOSAA	ND	1.81	5.48	8.78		B8B0132	21-Feb-18	0.114 L	24-Feb-18 19:52	1
PFUnA	ND	1.15	5.48	8.78		B8B0132	21-Feb-18	0.114 L	24-Feb-18 19:52	1
EtFOSAA	ND	1.50	5.48	8.78		B8B0132	21-Feb-18	0.114 L	24-Feb-18 19:52	1
PFDoA	ND	0.869	5.48	8.78		B8B0132	21-Feb-18	0.114 L	24-Feb-18 19:52	1
PFTrDA	ND	0.542	5.48	8.78		B8B0132	21-Feb-18	0.114 L	24-Feb-18 19:52	1
PFTeDA	ND	0.829	5.48	8.78		B8B0132	21-Feb-18	0.114 L	24-Feb-18 19:52	1

Labeled Standards	Type	% Recovery	Limits	Qualifiers	Batch	Extracted	Samp Size	Analyzed	Dilution
13C3-PFBS	IS	99.2	50 - 150		B8B0132	21-Feb-18	0.114 L	24-Feb-18 19:52	1
13C2-PFHxA	IS	83.2	50 - 150		B8B0132	21-Feb-18	0.114 L	24-Feb-18 19:52	1
13C4-PFHpA	IS	84.0	50 - 150		B8B0132	21-Feb-18	0.114 L	24-Feb-18 19:52	1
18O2-PFHxS	IS	80.3	50 - 150		B8B0132	21-Feb-18	0.114 L	24-Feb-18 19:52	1
13C2-PFOA	IS	63.7	50 - 150		B8B0132	21-Feb-18	0.114 L	24-Feb-18 19:52	1
13C8-PFOS	IS	84.2	50 - 150		B8B0132	21-Feb-18	0.114 L	24-Feb-18 19:52	1
13C5-PFNA	IS	62.7	50 - 150		B8B0132	21-Feb-18	0.114 L	24-Feb-18 19:52	1
13C2-PFDA	IS	68.0	50 - 150		B8B0132	21-Feb-18	0.114 L	24-Feb-18 19:52	1
d3-MeFOSAA	IS	88.3	50 - 150		B8B0132	21-Feb-18	0.114 L	24-Feb-18 19:52	1
13C2-PFUnA	IS	62.5	50 - 150		B8B0132	21-Feb-18	0.114 L	24-Feb-18 19:52	1
d5-EtFOSAA	IS	84.8	50 - 150		B8B0132	21-Feb-18	0.114 L	24-Feb-18 19:52	1
13C2-PFDoA	IS	64.2	50 - 150		B8B0132	21-Feb-18	0.114 L	24-Feb-18 19:52	1
13C2-PFTeDA	IS	69.9	50 - 150		B8B0132	21-Feb-18	0.114 L	24-Feb-18 19:52	1

DL - Detection Limit
LOD - Limit of Detection
LOQ - Limit of quantitation
LCL-UCL- Lower control limit - upper control limit
Results reported to the DL.
When reported, PFHxS, PFOA and PFOS include both linear and branched isomers.
Only the linear isomer is reported for all other analytes.

Sample ID: WI-AF-MW-200-0218

Modified EPA Method 537

Client Data

Name: CH2M Hill
Project: 695610.04.FI.FS
Matrix: Aqueous
Date Collected: 18-Feb-18 11:50

Laboratory Data

Lab Sample: 1800342-20
Date Received: 20-Feb-18 09:04
Column: BEH C18

Analyte	Conc. (ng/L)	DL	LOD	LOQ	Qualifiers	Batch	Extracted	Samp Size	Analyzed	Dilution
PFBS	879	1.87	5.21	8.35		B8B0130	22-Feb-18	0.120 L	02-Mar-18 03:21	1
PFHxA	2550	2.28	5.21	8.35		B8B0130	22-Feb-18	0.120 L	02-Mar-18 03:21	1
PFHpA	334	0.617	5.21	8.35		B8B0130	22-Feb-18	0.120 L	02-Mar-18 03:21	1
PFHxS	1810	9.88	52.1	83.5	D	B8B0130	22-Feb-18	0.120 L	06-Mar-18 18:14	10
PFOA	436	0.679	5.21	8.35		B8B0130	22-Feb-18	0.120 L	02-Mar-18 03:21	1
PFOS	96.5	0.842	5.21	8.35		B8B0130	22-Feb-18	0.120 L	02-Mar-18 03:21	1
PFNA	ND	0.845	5.21	8.35		B8B0130	22-Feb-18	0.120 L	02-Mar-18 03:21	1
PFDA	ND	1.56	5.21	8.35		B8B0130	22-Feb-18	0.120 L	02-Mar-18 03:21	1
MeFOSAA	ND	1.72	5.21	8.35		B8B0130	22-Feb-18	0.120 L	02-Mar-18 03:21	1
PFUnA	ND	1.10	5.21	8.35		B8B0130	22-Feb-18	0.120 L	02-Mar-18 03:21	1
EtFOSAA	ND	1.43	5.21	8.35		B8B0130	22-Feb-18	0.120 L	02-Mar-18 03:21	1
PFDoA	ND	0.827	5.21	8.35		B8B0130	22-Feb-18	0.120 L	02-Mar-18 03:21	1
PFTrDA	ND	0.516	5.21	8.35		B8B0130	22-Feb-18	0.120 L	02-Mar-18 03:21	1
PFTeDA	ND	0.788	5.21	8.35		B8B0130	22-Feb-18	0.120 L	02-Mar-18 03:21	1

Labeled Standards	Type	% Recovery	Limits	Qualifiers	Batch	Extracted	Samp Size	Analyzed	Dilution
13C3-PFBS	IS	101	50 - 150		B8B0130	22-Feb-18	0.120 L	02-Mar-18 03:21	1
13C2-PFHxA	IS	89.2	50 - 150		B8B0130	22-Feb-18	0.120 L	02-Mar-18 03:21	1
13C4-PFHpA	IS	89.4	50 - 150		B8B0130	22-Feb-18	0.120 L	02-Mar-18 03:21	1
18O2-PFHxS	IS	88.6	50 - 150	D	B8B0130	22-Feb-18	0.120 L	06-Mar-18 18:14	10
13C2-PFOA	IS	85.8	50 - 150		B8B0130	22-Feb-18	0.120 L	02-Mar-18 03:21	1
13C8-PFOS	IS	86.8	50 - 150		B8B0130	22-Feb-18	0.120 L	02-Mar-18 03:21	1
13C5-PFNA	IS	71.1	50 - 150		B8B0130	22-Feb-18	0.120 L	02-Mar-18 03:21	1
13C2-PFDA	IS	59.4	50 - 150		B8B0130	22-Feb-18	0.120 L	02-Mar-18 03:21	1
d3-MeFOSAA	IS	82.2	50 - 150		B8B0130	22-Feb-18	0.120 L	02-Mar-18 03:21	1
13C2-PFUnA	IS	84.4	50 - 150		B8B0130	22-Feb-18	0.120 L	02-Mar-18 03:21	1
d5-EtFOSAA	IS	80.8	50 - 150		B8B0130	22-Feb-18	0.120 L	02-Mar-18 03:21	1
13C2-PFDoA	IS	76.5	50 - 150		B8B0130	22-Feb-18	0.120 L	02-Mar-18 03:21	1
13C2-PFTeDA	IS	74.8	50 - 150		B8B0130	22-Feb-18	0.120 L	02-Mar-18 03:21	1

DL - Detection Limit
LOD - Limit of Detection
LOQ - Limit of quantitation
LCL-UCL- Lower control limit - upper control limit
Results reported to the DL.
When reported, PFHxS, PFOA and PFOS include both linear and branched isomers.
Only the linear isomer is reported for all other analytes.

Sample ID: WI-AF-EB01-021818

Modified EPA Method 537

Client Data

Name: CH2M Hill
Project: 695610.04.FI.FS
Matrix: Aqueous
Date Collected: 18-Feb-18 12:10

Laboratory Data

Lab Sample: 1800342-21
Date Received: 20-Feb-18 09:04
Column: BEH C18

Analyte	Conc. (ng/L)	DL	LOD	LOQ	Qualifiers	Batch	Extracted	Samp Size	Analyzed	Dilution
PFBS	ND	1.86	5.21	8.33		B8B0130	22-Feb-18	0.120 L	28-Feb-18 12:20	1
PFHxA	ND	2.27	5.21	8.33		B8B0130	22-Feb-18	0.120 L	28-Feb-18 12:20	1
PFHpA	ND	0.615	5.21	8.33		B8B0130	22-Feb-18	0.120 L	28-Feb-18 12:20	1
PFHxS	ND	0.986	5.21	8.33		B8B0130	22-Feb-18	0.120 L	28-Feb-18 12:20	1
PFOA	ND	0.678	5.21	8.33		B8B0130	22-Feb-18	0.120 L	28-Feb-18 12:20	1
PFOS	ND	0.840	5.21	8.33		B8B0130	22-Feb-18	0.120 L	28-Feb-18 12:20	1
PFNA	ND	0.843	5.21	8.33		B8B0130	22-Feb-18	0.120 L	28-Feb-18 12:20	1
PFDA	ND	1.55	5.21	8.33		B8B0130	22-Feb-18	0.120 L	28-Feb-18 12:20	1
MeFOSAA	ND	1.72	5.21	8.33		B8B0130	22-Feb-18	0.120 L	28-Feb-18 12:20	1
PFUnA	ND	1.09	5.21	8.33		B8B0130	22-Feb-18	0.120 L	28-Feb-18 12:20	1
EtFOSAA	ND	1.43	5.21	8.33		B8B0130	22-Feb-18	0.120 L	28-Feb-18 12:20	1
PFDoA	ND	0.825	5.21	8.33		B8B0130	22-Feb-18	0.120 L	28-Feb-18 12:20	1
PFTrDA	ND	0.514	5.21	8.33		B8B0130	22-Feb-18	0.120 L	28-Feb-18 12:20	1
PFTeDA	ND	0.786	5.21	8.33		B8B0130	22-Feb-18	0.120 L	28-Feb-18 12:20	1

Labeled Standards	Type	% Recovery	Limits	Qualifiers	Batch	Extracted	Samp Size	Analyzed	Dilution
13C3-PFBS	IS	112	50 - 150		B8B0130	22-Feb-18	0.120 L	28-Feb-18 12:20	1
13C2-PFHxA	IS	87.3	50 - 150		B8B0130	22-Feb-18	0.120 L	28-Feb-18 12:20	1
13C4-PFHpA	IS	80.9	50 - 150		B8B0130	22-Feb-18	0.120 L	28-Feb-18 12:20	1
18O2-PFHxS	IS	91.5	50 - 150		B8B0130	22-Feb-18	0.120 L	28-Feb-18 12:20	1
13C2-PFOA	IS	61.7	50 - 150		B8B0130	22-Feb-18	0.120 L	28-Feb-18 12:20	1
13C8-PFOS	IS	80.4	50 - 150		B8B0130	22-Feb-18	0.120 L	28-Feb-18 12:20	1
13C5-PFNA	IS	78.0	50 - 150		B8B0130	22-Feb-18	0.120 L	28-Feb-18 12:20	1
13C2-PFDA	IS	72.6	50 - 150		B8B0130	22-Feb-18	0.120 L	28-Feb-18 12:20	1
d3-MeFOSAA	IS	65.2	50 - 150		B8B0130	22-Feb-18	0.120 L	28-Feb-18 12:20	1
13C2-PFUnA	IS	50.7	50 - 150		B8B0130	22-Feb-18	0.120 L	28-Feb-18 12:20	1
d5-EtFOSAA	IS	54.7	50 - 150		B8B0130	22-Feb-18	0.120 L	28-Feb-18 12:20	1
13C2-PFDoA	IS	58.2	50 - 150		B8B0130	22-Feb-18	0.120 L	28-Feb-18 12:20	1
13C2-PFTeDA	IS	52.7	50 - 150		B8B0130	22-Feb-18	0.120 L	28-Feb-18 12:20	1

DL - Detection Limit
LOD - Limit of Detection
LOQ - Limit of quantitation
LCL-UCL- Lower control limit - upper control limit
Results reported to the DL.
When reported, PFHxS, PFOA and PFOS include both linear and branched isomers.
Only the linear isomer is reported for all other analytes.

DATA QUALIFIERS & ABBREVIATIONS

B	**This compound was also detected in the method blank.**
D	**Dilution**
E	**The associated compound concentration exceeded the calibration range of the instrument.**
H	**Recovery and/or RPD was outside laboratory acceptance limits.**
I	**Chemical Interference**
J	**The amount detected is below the Reporting Limit/LOQ.**
M	**Estimated Maximum Possible Concentration. (CA Region 2 projects only)**
*****	**See Cover Letter**
Conc.	**Concentration**
NA	**Not applicable**
ND	**Not Detected**
TEQ	**Toxic Equivalency**
U	**Not Detected (specific projects only)**

Unless otherwise noted, solid sample results are reported in dry weight. Tissue samples are reported in wet weight.

CERTIFICATIONS

Accrediting Authority	Certificate Number
Alaska Department of Environmental Conservation	17-013
Arkansas Department of Environmental Quality	17-015-0
California Department of Health – ELAP	2892
DoD ELAP - A2LA Accredited - ISO/IEC 17025:2005	3091.01
Florida Department of Health	E87777-18
Hawaii Department of Health	N/A
Louisiana Department of Environmental Quality	01977
Maine Department of Health	2016026
Minnesota Department of Health	1322288
New Hampshire Environmental Accreditation Program	207717
New Jersey Department of Environmental Protection	CA003
New York Department of Health	11411
Oregon Laboratory Accreditation Program	4042-008
Pennsylvania Department of Environmental Protection	014
Texas Commission on Environmental Quality	T104704189-17-8
Virginia Department of General Services	9077
Washington Department of Ecology	C584
Wisconsin Department of Natural Resources	998036160

Current certificates and lists of licensed parameters are located in the Quality Assurance office and are available upon request.

Vista Analytical Laboratory

CHAIN OF CUSTODY

CTO-4041

For Laboratory Use Only
Work Order #: 1800342 Temp: 0.0 °C
Storage ID: WR-2 Storage Secured: Yes ☒ No ☐

Project ID: 695610.04.FI.ES PO#: Sampler: Jennifer Ulrich (name)

TAT (check one): Standard: ☐ 21 days Rush (surcharge may apply): ☐ 14 days ☐ 7 days Specify: 10 day

~~REBECCA MACO CH2M~~ (MF)

Invoice to: Name	Company	Address	City	State	Ph#	Fax#
REBECCA MACO	CH2M	1100 112th AVE NE STE 500	Bellevue	WA	98004 (425)698.9394	

Relinquished by (printed name and signature)	Date	Time	Received by (printed name and signature)	Date	Time
Jennifer Ulrich Jennifer Ulrich	2/19/18	1430	Marissa Sparks MSparks	02/20/18	0932
Relinquished by (printed name and signature)	Date	Time	Received by (printed name and signature)	Date	Time

SHIP TO: Vista Analytical Laboratory
1104 Windfield Way
El Dorado Hills, CA 95762
(916) 673-1520 * Fax (916) 673-0106

Method of Shipment: Fed Ex

ATTN: _____ Tracking No.: _____

Add Analysis(es) Requested

Sample ID	Date	Time	Location/Sample Description	Container(s) Quantity	Type	Matrix	Mod. EPA Method 537: PFOA/PFOS	UCMR3 PFAS List:6	537 List: 14	Full List of 26	Other- Please List Below	EPA Method 537(DW only): PFOA/PFOS	UCMR3 PFAS List:6	PFAS List: 14	Comments
WI-AF-29-MW-4-0218	2/13/18	1350		2	P	Aq			2					R	
WI-AF-29-MW-4P-0218	2/13/18	1355		2	P	Aq			2					R	
WI-AF-FB01-021318	2/13/18	1400		2	P	Aq			2					R	
WI-AF-EB01-021318	2/13/18	1415		2	P	Aq			2					R	
WI-AF-EB03-021318	2/13/18	1420		2	P	Aq			2					R	
WI-AF-EB04-021318	2/13/18	1425		2	P	Aq			2					R	
WI-AF-MW-N2-9-0218	2/15/18	1305		2	P	Aq			2						
WI-AF-MW-N7-9-0218-MS	2/15/18	1305		2	P	Aq			2						
WI-AF-MW-N2-9-0218-MSD	2/15/18	1305		2	P	Aq			2						
WI-AF-MW-N2-9P-0218	2/15/18	1310		2	P	Aq			2						

Special Instructions/Comments: _____

SEND DOCUMENTATION AND RESULTS TO:

Name: TIFFANY HILL (PROJECT CHEMIST)
Company: CH2M
Address: 1100 NE CIRCLE BLVD. Ste 300
City: CORVALLIS State: OR Zip: 97330
Phone: (541)768-3109 Fax: _____
Email: TIFFANY.HILL@CH2M.COM

Container Types: P= HDPE, PJ= HDPE Jar, O = Other: _____

Bottle Preservation Type: T = Thiosulfate, TZ = Trizma: _____

Matrix Types: AQ = Aqueous, DW = Drinking Water, EF = Effluent, PP = Pulp/Paper, SD = Sediment, SL = Sludge, SO = Soil, WW = Wastewater, B = Blood/Serum, O = Other: _____

Rev. No.: 0
Rev. Date: 06/27/2017

Pg 2 of 3

ID: LR - 537COC

Vista Analytical Laboratory

CHAIN OF CUSTODY

For Laboratory Use Only
Work Order #: 1800342 Temp: 0.0 °C
Storage ID: WR-2 Storage Secured: Yes [X] No [ ]

Project ID: 695610.04.F1.FS PO#: CTO-4041 Sampler: Jennifer Ulrich (name)

TAT (check one): Standard: [ ] 21 days Rush (surcharge may apply) [ ] 14 days [ ] 7 days Specify: 10 day

Invoice to: Name	Company	Address	City	State	Ph#	Fax#
REBECCA MACO	CH2M	1100 112th AVE NE STE 500	Bellevue	WA	98004	(425) 698.9394

Relinquished by (printed name and signature)	Date	Time	Received by (printed name and signature)	Date	Time
Jennifer Ulrich Jennifer Ulrich	2/19/18	1430	Marissa Sparks MSparks	02/20/18	0931
Relinquished by (printed name and signature)	Date	Time	Received by (printed name and signature)	Date	Time

SHIP TO: Vista Analytical Laboratory
1104 Windfield Way
El Dorado Hills, CA 95762
(916) 673-1520 * Fax (916) 673-0106

ATTN:

Method of Shipment: FedEx

Tracking No.:

Add Analysis(es) Requested

Sample ID	Date	Time	Location/Sample Description	Container(s) Quantity	Type	Matrix	Mod. EPA Method 537 PFOA/PFOS	UCMR3 PFAS List:6	537 List: 14	Full List of 26	Other: Please List Below	EPA Method 537(DW only) PFOA/PFOS	UCMR3 PFAS List:6	PFAS List: 14	Comments
WI-AF-FB01-021518	2/15/18	1315		2	P	Aq			2						
WI-AF-MW-N2-TPS-0218	2/15/18	1600		2	P	Aq			2						
WI-AF-MW-N2-3-0218	02/16/18	1240		2	P	Aq			2						
WI-AF-EB01-021618	02/16/18	1455		2	P	Aq			2						
WI-AF-MW-N2-E-0218	02/16/18	1740		2	P	Aq			2						~~HOLD - ONLY RUN @ REQUEST FROM PJ CHEMIST.~~
WI-AF-MW-2B1-0218	02/17/18	1450		2	P	Aq			2						
WI-AF-FB01-021718	02/17/18	1455		2	P	Aq			2						
WI-AF-4-MW-3-0218	02/17/18	1335		2	P	Aq			2						~~HOLD - ONLY RUN AT REQUEST FROM PJ CHEM.~~
WI-AF-EB01-021718	02/17/18	1645		2	P	Aq			2						
WI-AF-N2-6C-0218	2/18/18	1140		2	P	Aq			2						

Special Instructions/Comments:

SEND DOCUMENTATION AND RESULTS TO:

Name: TIFFANY HILL (PROJECT CHEMIST)
Company: CH2M
Address: 1100 NE CIRCLE BLVD Ste 300
City: Corvallis State: OR Zip: 97330
Phone: (541) 768.3109 Fax:
Email: TIFFANY.HILL@CH2M.COM

Container Types: P= HDPE, PJ= HDPE Jar
O = Other:

Bottle Preservation Type: T = Thiosulfate,
TZ = Trizma:

Matrix Types: AQ = Aqueous, DW = Drinking Water, EF = Effluent, PP = Pulp/Paper, SD = Sediment, SL = Sludge, SO = Soil, WW = Wastewater, B = Blood/Serum, O = Other:

Vista Analytical Laboratory

CHAIN OF CUSTODY

For Laboratory Use Only
Work Order #: 1800342 Temp: 0.0 °C
Storage ID: WR-2 Storage Secured: Yes [X] No [ ]

Project ID: 695610.04.FI.FS PO#: CTO-4041 Sampler: Jennifer Ulrich (name)

TAT (check one): Standard: [ ] 21 days Rush (surcharge may apply) [ ] 14 days [ ] 7 days Specify: 10 DAY

Invoice to: Name	Company	Address	City	State	Ph#	Fax#
REBECCA MACO	CH2M	1100 112th Ave STE. 500	Bellevue	WA	98004 (425) 698.9394	

Relinquished by (printed name and signature)	Date	Time	Received by (printed name and signature)	Date	Time
Jennifer Ulrich Jennifer Ulrich	2/19/18	1430	Marissa Sparks MSparks	02/20/18	0931
Relinquished by (printed name and signature)	Date	Time	Received by (printed name and signature)	Date	Time

SHIP TO: Vista Analytical Laboratory
1104 Windfield Way
El Dorado Hills, CA 95762
(916) 673-1520 * Fax (916) 673-0106

Method of Shipment: Fed Ex

ATTN: _____ Tracking No.: _____

Add Analysis(es) Requested

Sample ID	Date	Time	Location/Sample Description	Container(s) Quantity	Type	Matrix	Mod. EPA Method 537 PFOA/PFOS	UCMR3 PFAS List:6	537 List: 14	Full List of 26	Other: Please List Below	EPA Method 537(DW only) PFOA/PFOS	UCMR3 PFAS List:6	PFAS List: 14	Comments
WI-AF-FB01-021818	2/18/18	1145		2	P	Aq			2						
WI-AF-MW-200-021818	2/18/18	1150		2	P	Aq			2						
WI-AF-EB01-021818	2/18/18	1210		2	P	Aq			2						

Special Instructions/Comments: _____

SEND DOCUMENTATION AND RESULTS TO:

Name: TIFFANY HILL (Project Chemist)
Company: CH2M
Address: 1100 NE CIRCLE BLVD. Ste 300
City: CORVALLIS State: OR Zip: 97330
Phone: 541)768-3109 Fax: _____
Email: TIFFANY.HILL@CH2M.COM

Container Types: P= HDPE, PJ= HDPE Jar
O = Other: _____

Bottle Preservation Type: T = Thiosulfate,
TZ = Trizma: _____

Matrix Types: AQ = Aqueous, DW = Drinking Water, EF = Effluent, PP = Pulp/Paper, SD = Sediment, SL = Sludge, SO = Soil, WW = Wastewater, B = Blood/Serum, O = Other: _____

Vista Analytical Laboratory

Sample Log-in Checklist

EXACT COPY OF THE ORIGINAL
INIT WWS 02/20/18

Vista Work Order #: 1800342 **TAT** 10 days

Samples Arrival:	**Date/Time** 02/20/18 0904	**Initials:** WWS	**Location:** WR-2 **Shelf/Rack:** N/A
Logged In:	**Date/Time** 02/20/18 1342	**Initials:** WWS	**Location:** WR-2 **Shelf/Rack:** F-3

Delivered By:	(FedEx)	UPS	On Trac	GSO	DHL	Hand Delivered	Other
Preservation:	(Ice)		Blue Ice		Dry Ice		None

Temp °C: 0.1	(uncorrected)	**Time:** 0930	**Thermometer ID:** IR-4
Temp °C: 0.0	(corrected)	**Probe used:** Yes☐ No☒	

	YES	NO	NA
Adequate Sample Volume Received?	✓		
Holding Time Acceptable?	✓		
Shipping Container(s) Intact?	✓		
Shipping Custody Seals Intact?	✓		
Shipping Documentation Present?	✓		
Airbill — Trk # 7897 9717 0873	✓		
Sample Container Intact?	✓		
Sample Custody Seals Intact?			✓
Chain of Custody / Sample Documentation Present?	✓		
COC Anomaly/Sample Acceptance Form completed?		✓	✓

If Chlorinated or Drinking Water Samples, Acceptable Preservation?						✓
Preservation Documented:	$Na_2S_2O_3$	Trizma	(None)	(Yes)	No	NA
Shipping Container	(Vista)	Client	(Retain)	Return	Dispose	

Comments: Sample label / COC ID

WI-3F-EB04-0213 (1 container) WI-3F-EB04-021318
* WI-3F-EB04-021318 (1 container)

* containers were received in a ziploc bag together, on bottle designated the "2" bottle it was observed at prep level the nomenclature of the client label the "18" was omitted from ID. WWS 02/21/18

EXTRACTION INFORMATION

Process Sheet

Workorder: 1800342

PRIORITY

Prep Expiration: 2018-Feb-27
Client: CH2M Hill

Workorder Due: 02-Mar-18 00:00

TAT: 10

Method: **537M PFAS DOD (LOQ as mRL)**
Matrix: **Aqueous**

Prep Batch: B8B0130 **RUSH**

Prep Data Entered: KC 2/23/18
Date and Initials

Version: 537 (14 Analyte)
DoD: DoD QSM 5.1

Initial Sequence: S8B0062

LabSampID	A/B	Prep Rec	Spike Rec	ClientSampleID	Comments	Location	Container
1800342-01		☐	☐	WI-AF-29-MW-4-0218		WR-2 F-3	HDPE Bottle, 125 mL
1800342-02		☐	☐	WI-AF-29-MW-4P-0218		WR-2 F-3	HDPE Bottle, 125 mL
1800342-03		☐	☐	WI-AF-FB01-021318		WR-2 F-3	HDPE Bottle, 125 mL
1800342-04		☐	☐	WI-AF-EB01-021318		WR-2 F-3	HDPE Bottle, 125 mL
1800342-05		☐	☐	WI-AF-EB03-021318		WR-2 F-3	HDPE Bottle, 125 mL
1800342-06		☐	☐	WI-AF-EB04-021318		WR-2 F-3	HDPE Bottle, 125 mL
1800342-07		☐	☐	WI-AF-MW-N2-9-0218	**MS/MSD**	WR-2 F-3	HDPE Bottle, 125 mL
1800342-08		☐	☐	WI-AF-MW-N2-9P-0218		WR-2 F-3	HDPE Bottle, 125 mL
1800342-09		☐	☐	WI-AF-FB01-021518		WR-2 F-3	HDPE Bottle, 125 mL
1800342-10		☐	☐	WI-AF-MW-N2-7S-0218		WR-2 F-3	HDPE Bottle, 125 mL
1800342-11		☐	☐	WI-AF-MW-N2-3-0218		WR-2 F-3	HDPE Bottle, 125 mL
1800342-12		☐	☐	WI-AF-EB01-021618		WR-2 F-3	HDPE Bottle, 125 mL
1800342-13		☐	☐	WI-AF-MW-N2-8-0218		WR-2 F-3	HDPE Bottle, 125 mL
1800342-14		☐	☐	WI-AF-MW-201-0218		WR-2 F-3	HDPE Bottle, 125 mL
1800342-15		☐	☐	WI-AF-FB01-021718		WR-2 F-3	HDPE Bottle, 125 mL
1800342-16		☐	☐	WI-AF-4-MW-3-0218		WR-2 F-3	HDPE Bottle, 125 mL
1800342-17		☐	☐	WI-AF-EB01-021718		WR-2 F-3	HDPE Bottle, 125 mL
1800342-18		☐	☐	WI-AF-N2-6C-0218		WR-2 F-3	HDPE Bottle, 125 mL
~~1800342-19~~		☐	☐	~~WI-AF-FB01-021818~~		WR-2 F-3	HDPE Bottle, 125 mL
1800342-20	A	☑	☑	WI-AF-MW-200-0218		WR-2 F-3	HDPE Bottle, 125 mL
1800342-21	↓	☑	☑	WI-AF-EB01-021818		WR-2 F-3	HDPE Bottle, 125 mL

Pre-Prep Check Out: 2.21.18 JR
Pre-Prep Check In: KC 2/21/18

Prep Check Out: KC 2/22/18
Prep Check In: N/A

Prep Reconciled Initals/Date: JR 2.21.18
Spike Reconciled Initals/Date: KC 2/22/18
VialBoxID: D1B

PREPARATION BENCH SHEET

Matrix: Aqueous

Method: 537M PFAS DOD (LOQ as mRL)

B8B0130

Chemist: KC

Prep Date/Time: 21-Feb-18 08:35

22
KC 2/22/18

Prepared using: LCMS - SPE Extraction-LCMS

Date/Initals: HB 2/21/18 7R

BalanceID: HRM[-3

Cen	VISTA Sample ID	pH Before	pH After	Chlorine (Cl)	Drops HCl Added	Bottle + Sample (g)	Bottle Only (g)	Sample Amt. (L)	IS/NS CHEM/WIT DATE	SPE	RS CHEM/WIT DATE
☐	B8B0130-BLK1	5	2	0	2	~~(0.125)~~ 7R 2.21.18 NA	NA	(0.125)	KC 7R 2/22/18	KC 2/22/18	KC MA 2/22/18
☐	B8B0130-BS1	5	2	0	2	↓	↓	↓	↓	↓	↓
☐	B8B0130-MS1 1800340-05	6	2	0	6	144.02	26.91	0.11711			
☐	B8B0130-MSD1 1800340-05	6	2	0	6	143.81	26.76	0.11705			
☒	1800340-01	6	2	0	6	144.71	26.67	0.11804			
☒	1800340-02	6	2	0	6	140.13	26.81	0.11332			
☐	1800340-03	4	2	0	2	146.94	26.83	0.12011			
☐	1800340-04	4	2	0	2	147.09	26.77	0.12032			
☒	1800340-05	6	2	0	6	146.77	26.76	0.12001			
☐	1800340-06	4	2	0	2	147.77	26.73	0.12104			
☒	1800340-07	6	2	0	4	146.33	26.68	0.11965			
☒	1800340-08	6	2	0	4	146.44	26.72	0.11972			
☒	1800340-09	6	2	0	4	144.95	26.57	0.11838			
☐	1800340-10	4	2	0	4	~~146.14~~ 7R 2.21.18 149.60	26.93	0.12267			
☒	1800340-11 (A)(B)	6	2	0	4	140.61	26.93	0.11368			
☒	1800340-12 ↓	6	2	0	4	146.72	26.98	0.11974			

IS: 17L2601, 10µL (V1)

IS SUP: NA

NS: 17L2103, 10µL (V2)

RS: 17L2332, 10µL (V1)

SPE Chem: Strata-X-AW 33µm 200mg/6mL

Ele SOLV: MeOH/5%NH4OH in MeOH

Final Volume(s): 1mL

Notes: (A) Foamy after being shaken 7R 2.21.18
(B) Sample clogged cartridge after ~75mL passed through. Sample then divided between one other cartridge to be combined after blowing down to ~.5mL. KC 2/22/18

Comments: Assume 1 g = 1 mL
Cen = Centrifuged

PREPARATION BENCH SHEET

Matrix: Aqueous

Method: 537M PFAS DOD (LOQ as mRL)

B8B0130

Chemist: KC

Prep Date/Time: ~~21~~-Feb-18 08:35
22
KC 2/22/18

Prepared using: LCMS - SPE Extraction-LCMS

Date/Initals: 2.21.18 7R | BalanceID: HRMS-8

Cen	VISTA Sample ID	pH Before	pH After	Chlorine (Cl)	Drops HCl Added	Bottle + Sample (g)	Bottle Only (g)	Sample Amt. (L)	IS/NS CHEM/WIT DATE	SPE	RS CHEM/WIT DATE
☒	1800340-13	6	2	0	4	146.40	26.84	0.11956	KC 7R 2/22/18	KC 2/22/18	KC MA 2/22/18
☐	1800341-01	6	2	0	5	144.77	26.83	0.11794	↓	↓	↓
☐	1800341-02	6	2	0	4	148.04	27.07	0.12097			
☐	1800341-03 ©	6	2	0	4	146.43	26.98	0.11995			
☐	1800341-04	4 7R	2	0	4	143.78	27.10	0.11668			
☐	1800341-05	4	2	0	4	148.27	26.84	0.12143			
☐	1800342-20	6	2	0	4	146.64	26.88	0.11976			
☐	1800342-21	4	2	0	4	146.86	26.80	0.12006	↓	↓	↓

IS: 17L2601, 10µL (V1)

IS SUP: NA

NS: 17L2103, 10µL (V2)

RS: 17L2332, 10µL (V1)

SPE Chem: Strata-X-AW 33µm 200mg 6mL

Ele SOLV: MeOH, 5% NH4OH in MeOH

Final Volume(s) 1mL

Notes: © Test tube fell over when taking off N-evap. Sample will be Rx'd 7R 2.22.18

Comments: Assume 1 g = 1 mL
Cen = Centrifuged

Batch: B8B0130

Matrix: Aqueous

LabNumber	WetWeight (Initial)	% Solids (Extraction Solids)	DryWeight	Final	Extracted	Ext By	Spike	SpikeAmount	ClientMatrix	Analysis
1800340-01	0.11804 ✓	NA	NA	1000	22-Feb-18 08:35	KC			Aqueous	537M PFAS DOD (LOQ as
1800340-02	0.11332 ✓			1000	22-Feb-18 08:35	KC			Aqueous	537M PFAS DOD (LOQ as
1800340-03	0.12011 ✓			1000	22-Feb-18 08:35	KC			Aqueous	537M PFAS DOD (LOQ as
1800340-04	0.12032 ✓			1000	22-Feb-18 08:35	KC			Aqueous	537M PFAS DOD (LOQ as
1800340-05	0.12001 ✓			1000	22-Feb-18 08:35	KC			Aqueous	537M PFAS DOD (LOQ as
1800340-06	0.12104 ✓			1000	22-Feb-18 08:35	KC			Aqueous	537M PFAS DOD (LOQ as
1800340-07	0.11965 ✓			1000	22-Feb-18 08:35	KC			Aqueous	537M PFAS DOD (LOQ as
1800340-08	0.11972 ✓			1000	22-Feb-18 08:35	KC			Aqueous	537M PFAS DOD (LOQ as
1800340-09	0.11838 ✓			1000	22-Feb-18 08:35	KC			Aqueous	537M PFAS DOD (LOQ as
1800340-10	0.12267 ✓			1000	22-Feb-18 08:35	KC			Aqueous	537M PFAS DOD (LOQ as
1800340-11	0.11368 ✓			1000	22-Feb-18 08:35	KC			Aqueous	537M PFAS DOD (LOQ as
1800340-12	0.11974 ✓			1000	22-Feb-18 08:35	KC			Aqueous	537M PFAS DOD (LOQ as
1800340-13	0.11956 ✓			1000	22-Feb-18 08:35	KC			Aqueous	537M PFAS DOD (LOQ as
1800341-01	0.11794 ✓			1000	22-Feb-18 08:35	KC			Aqueous	537M PFAS DOD (LOQ as
1800341-02	0.12097 ✓			1000	22-Feb-18 08:35	KC			Aqueous	537M PFAS DOD (LOQ as
1800341-03	0.11995 ✓			1000	22-Feb-18 08:35	KC			Aqueous	537M PFAS DOD (LOQ as
1800341-04	0.11668 ✓			1000	22-Feb-18 08:35	KC			Aqueous	537M PFAS DOD (LOQ as
1800341-05	0.12143 ✓			1000	22-Feb-18 08:35	KC			Aqueous	537M PFAS DOD (LOQ as
1800342-20	0.11976 ✓			1000	22-Feb-18 08:35	KC			Aqueous	537M PFAS DOD (LOQ as
1800342-21	0.12006 ✓			1000	22-Feb-18 08:35	KC			Aqueous	537M PFAS DOD (LOQ as
B8B0130-BLK1	0.125 ✓			1000	22-Feb-18 08:35	KC				QC
B8B0130-BS1	0.125 ✓			1000	22-Feb-18 08:35	KC	17L2103 ✓	10 ✓		QC
B8B0130-MS1	0.11711 ✓			1000	22-Feb-18 08:35	KC	17L2103 ✓	10 ✓		QC
B8B0130-MSD1	0.11705 ✓			1000	22-Feb-18 08:35	KC	17L2103 ✓	10 ✓		QC

KC 2/23/18

PRIORITY

Process Sheet

Workorder: 1800342

Prep Expiration: 2018-Feb-27
Client: CH2M Hill

Workorder Due: 02-Mar-18 00:00

TAT: 10

RUSH

Method: **537M PFAS DOD (LOQ as mRL)**
Matrix: **Aqueous**

Prep Batch: B8B0132

RUSH

Prep Data Entered: 2.22.18 FR
Date and Initials

Version: 537 (14 Analyte)
DoD: DoD QSM 5.1

Initial Sequence: _____

LabSampID	A/B	Prep Rec	Spike Rec	ClientSampleID	Comments	Location	Container
1800342-01	A	☑	☑	WI-AF-29-MW-4-0218		WR-2 F-3	HDPE Bottle, 125 mL
1800342-02		☑	☑	WI-AF-29-MW-4P-0218		WR-2 F-3	HDPE Bottle, 125 mL
1800342-03		☑	☑	WI-AF-FB01-021318		WR-2 F-3	HDPE Bottle, 125 mL
1800342-04		☑	☑	WI-AF-EB01-021318		WR-2 F-3	HDPE Bottle, 125 mL
1800342-05		☑	☑	WI-AF-EB03-021318		WR-2 F-3	HDPE Bottle, 125 mL
1800342-06		☐	☐	WI-AF-EB04-021318	"WI-AF-EB04-0213" (A) MA 2/2/18	WR-2 F-3	HDPE Bottle, 125 mL
1800342-07	A,B,C	☑	☑	WI-AF-MW-N2-9-0218	**MS/MSD**	WR-2 F-3	HDPE Bottle, 125 mL
1800342-08	A	☑	☑	WI-AF-MW-N2-9P-0218		WR-2 F-3	HDPE Bottle, 125 mL
1800342-09		☑	☑	WI-AF-FB01-021518		WR-2 F-3	HDPE Bottle, 125 mL
1800342-10		☑	☑	WI-AF-MW-N2-7S-0218		WR-2 F-3	HDPE Bottle, 125 mL
1800342-11		☑	☑	WI-AF-MW-N2-3-0218		WR-2 F-3	HDPE Bottle, 125 mL
1800342-12		☑	☑	WI-AF-EB01-021618		WR-2 F-3	HDPE Bottle, 125 mL
1800342-13		☑	☑	WI-AF-MW-N2-8-0218		WR-2 F-3	HDPE Bottle, 125 mL
1800342-14		☑	☑	WI-AF-MW-201-0218		WR-2 F-3	HDPE Bottle, 125 mL
1800342-15		☑	☑	WI-AF-FB01-021718		WR-2 F-3	HDPE Bottle, 125 mL
1800342-16		☑	☑	WI-AF-4-MW-3-0218		WR-2 F-3	HDPE Bottle, 125 mL
1800342-17		☑	☑	WI-AF-EB01-021718		WR-2 F-3	HDPE Bottle, 125 mL
1800342-18		☑	☑	WI-AF-N2-6C-0218		WR-2 F-3	HDPE Bottle, 125 mL
1800342-19		☑	☑	WI-AF-FB01-021818		WR-2 F-3	HDPE Bottle, 125 mL
~~1800342-20~~		☐	☐	~~WI-AF-MW-200-0218~~		WR-2 F-3	HDPE Bottle, 125 mL
~~1800342-21~~		☐	☐	~~WI-AF-EB01-021818~~		WR-2 F-3	HDPE Bottle, 125 mL

(A) Receiving wrote up an anomaly MA 02/21/18

Pre-Prep Check Out: MA 2/21/18
Pre-Prep Check In: NA

Prep Check Out: NA
Prep Check In: NA

Prep Reconciled Initals/Date: MA 2/21/18
Spike Reconciled Initals/Date: FR 2.21.18
VialBoxID: KAT

PREPARATION BENCH SHEET

Matrix: Aqueous

Method: 537M PFAS DOD (LOQ as mRL)

B8B0132

Chemist: HC

Prep Date/Time: 21-Feb-18 ~~08:41~~ 1400 HC

Prepared using: LCMS - SPE Extraction-LCMS

Date/Initals: HB 2/21/18 | BalanceID: HRMS 8

Cen	VISTA Sample ID	pH Before	pH After	Chlorine (Cl)	Drops HCl Added	Bottle + Sample (g)	Bottle Only (g)	Sample Amt. (L)	IS/NS CHEM/WIT DATE	SPE	RS CHEM/WIT DATE
☐	B8B0132-BLK1	5	2	0	3	NA	NA	(0.125)	HC 7R 2-21-18	7R 2-21-18	KC HN 2/21/18
☐	B8B0132-BS1	5	2	0	3	↓	↓	(0.125)	↓	↓	↓
☒	B8B0132-MS1 1800342-07	7	2	0	5	142.33	26.75	0.11558			
☒	B8B0132-MSD1 1800342-07	7	2	0	5	150.99	26.82	0.12417			
☐	1800342-01	7	2	0	3	149.29	26.60	0.12269			
☐	1800342-02	6	2	0	3	143.67	26.81	0.11686			
☐	1800342-03	4	2	0	3	153.33	26.74	0.12659			
☐	1800342-04	5	2	0	3	150.44	26.78	0.12366			
☐	1800342-05	4	2	0	3	153.78	26.83	0.12695			
☐	1800342-06	4	2	0	3	151.31	26.67	0.12464			
☒	1800342-07	7	2	0	5	145.55	26.73	0.11882			
☒	1800342-08	7	2	0	5	145.77	26.84	0.11893			
☐	1800342-09	4 ~~7~~ HB 2/21/18	2	0	3	~~145.77~~ HB 2/21/18	26.58	0.11547			
☐	1800342-10	5	2	0	3	150.97	26.97	0.12400			
☒	1800342-11	6	2	0	5	144.96	26.74	0.11817			
☐	1800342-12	6	2	0	3	145.71	26.86	0.11885	↓	↓	↓

IS: 17L2601, 10µL (V1)

IS SUP: NA

NS: 17L2103, 10µL (V2)

RS: 17L2332, 10µL (V1)

SPE Chem: Strata X-AW 33µm 200 mg/6mL

Ele SOLV: MeOH / 0.5% NH_4OH in MeOH

Final Volume(s) 1mL

Notes:

Comments: Assume 1 g = 1 mL

Cen = Centrifuged

PREPARATION BENCH SHEET

Matrix: Aqueous

Method: 537M PFAS DOD (LOQ as mRL)

B8B0132

Chemist: HC

Prep Date/Time: 21-Feb-18 08:41 / 1400 HC

Prepared using: LCMS - SPE Extraction-LCMS

Date/Initals: HB 2/21/18 | BalanceID: HRMT-8

Cen	VISTA Sample ID	pH Before	pH After	Chlorine (Cl)	Drops HCl Added	Bottle + Sample (g)	Bottle Only (g)	Sample Amt. (L)	IS/NS CHEM/WIT DATE	SPE	RS CHEM/WIT DATE
☒	1800342-13	12	2	0	5	147.48	27.07	0.12041	HC 7R 2-21-18	7R 2.21.18	VC HN 2/21/18
☐	1800342-14	6	2	0	3	145.90	26.79	0.11911	↓	↓	↓
☐	1800342-15	4	2	0	3	138.42	26.97	0.11145	↓	↓	↓
☒	1800342-16	6	2	0	3	137.54	26.86	0.11068	↓	↓	↓
☐	1800342-17	4	2	0	3	152.89	27.08	0.12581	↓	↓	↓
☐	1800342-18	5	2	0	3	143.25	27.01	0.11624	↓	↓	↓
☐	1800342-19	6	2	0	3	140.86	27.00	0.11386	↓	↓	↓

IS: 17L2601, 10µL (V1)

IS SUP: NA

NS: 17L2103, 10µL (V2)

RS: 17L2332, 10µL (V1)

SPE Chem: Strata X-AW 33µm 200mg/6mL

Ele SOLV: MeOH/.5%NH4OH in MeOH

Final Volume(s): 1mL

Notes:

Comments: Assume 1 g = 1 mL

Cen = Centrifuged

Batch: B8B0132

Matrix: Aqueous

LabNumber	WetWeight (Initial)	% Solids (Extraction Solids)	DryWeight	Final	Extracted	Ext By	Spike	SpikeAmount	ClientMatrix	Analysis
1800342-01	0.12269	NA	NA	1000	21-Feb-18 14:00	HAC			Aqueous	537M PFAS DOD (LOQ as
1800342-02	0.11686			1000	21-Feb-18 14:00	HAC			Aqueous	537M PFAS DOD (LOQ as
1800342-03	0.12659			1000	21-Feb-18 14:00	HAC			Aqueous	537M PFAS DOD (LOQ as
1800342-04	0.12366			1000	21-Feb-18 14:00	HAC			Aqueous	537M PFAS DOD (LOQ as
1800342-05	0.12695			1000	21-Feb-18 14:00	HAC			Aqueous	537M PFAS DOD (LOQ as
1800342-06	0.12464			1000	21-Feb-18 14:00	HAC			Aqueous	537M PFAS DOD (LOQ as
1800342-07	0.11882			1000	21-Feb-18 14:00	HAC			Aqueous	537M PFAS DOD (LOQ as
1800342-08	0.11893			1000	21-Feb-18 14:00	HAC			Aqueous	537M PFAS DOD (LOQ as
1800342-09	0.11547			1000	21-Feb-18 14:00	HAC			Aqueous	537M PFAS DOD (LOQ as
1800342-10	0.124			1000	21-Feb-18 14:00	HAC			Aqueous	537M PFAS DOD (LOQ as
1800342-11	0.11817			1000	21-Feb-18 14:00	HAC			Aqueous	537M PFAS DOD (LOQ as
1800342-12	0.11885			1000	21-Feb-18 14:00	HAC			Aqueous	537M PFAS DOD (LOQ as
1800342-13	0.12041			1000	21-Feb-18 14:00	HAC			Aqueous	537M PFAS DOD (LOQ as
1800342-14	0.11911			1000	21-Feb-18 14:00	HAC			Aqueous	537M PFAS DOD (LOQ as
1800342-15	0.11145			1000	21-Feb-18 14:00	HAC			Aqueous	537M PFAS DOD (LOQ as
1800342-16	0.11068			1000	21-Feb-18 14:00	HAC			Aqueous	537M PFAS DOD (LOQ as
1800342-17	0.12581			1000	21-Feb-18 14:00	HAC			Aqueous	537M PFAS DOD (LOQ as
1800342-18	0.11624			1000	21-Feb-18 14:00	HAC			Aqueous	537M PFAS DOD (LOQ as
1800342-19	0.11386			1000	21-Feb-18 14:00	HAC			Aqueous	537M PFAS DOD (LOQ as
B8B0132-BLK1	0.125			1000	21-Feb-18 14:00	HAC				QC
B8B0132-BS1	0.125			1000	21-Feb-18 14:00	HAC	17L2103	10		QC
B8B0132-MS1	0.11558			1000	21-Feb-18 14:00	HAC	17L2103	10		QC
B8B0132-MSD1	0.12417			1000	21-Feb-18 14:00	HAC	17L2103	10		QC

FR 2.22.18

Printed: 2/22/2018 11:58:23AM

SAMPLE DATA – MODIFIED EPA METHOD 537

Vista Analytical Laboratory

rev: ANP 3/9/2018

Dataset: Z:\Projects\PFAS.PRO\Results\180227M1\180027M1-62.qld

Last Altered: Thursday, March 01, 2018 11:48:20 Pacific Standard Time
Printed: Thursday, March 01, 2018 11:50:16 Pacific Standard Time

Method: Z:\Projects\PFAS.PRO\MethDB\PFAS_FULL_80C_022718.mdb 28 Feb 2018 13:19:45
Calibration: Z:\Projects\PFAS.PRO\CurveDB\C18_VAL-PFAS_Q4_02-27-18-FULL.cdb 28 Feb 2018 11:20:16

Name: 180227M1_62, Date: 28-Feb-2018, Time: 06:58:58, ID: B8B0130-BLK1 Method Blank 0.125, Description: Method Blank

	#	Name	Trace	Area	IS Area	Wt./Vol.	RRF	Pred.RT	RT	y Axis Resp.	Conc.	%Rec
1	3	PFBS	299.0 > 79.7	7.24e0	1.62e3	0.125		2.60	2.78	0.0557	0.1715	
2	5	PFHxA	313.2 > 268.9		3.41e3	0.125		3.19				
3	7	PFHpA	363.0 > 318.9		7.94e3	0.125		3.81				
4	8	L-PFHxS	398.9 > 79.6	6.96e0	1.07e3	0.125		4.17	4.01	0.0813		
5	11	L-PFOA	413 > 368.7	1.32e2	1.30e4	0.125		4.40	4.40	0.126		
6	14	PFNA	463.0 > 418.8	6.32e1	9.61e3	0.125		4.76	4.84	0.0821	0.0929	
7	16	L-PFOS	499 > 79.9	4.71e-1	2.78e3	0.125		4.90	4.90	0.00212	0.1292	
8	18	PFDA	513 > 468.8	6.49e1	1.02e4	0.125		5.14	5.21	0.0794	0.1351	
9	21	N-MeFOSAA	570.1 > 419		3.80e3	0.125		5.29				
10	22	N-EtFOSAA	584.2 > 419		4.39e3	0.125		5.45				
11	23	PFUdA	563.0 > 518.9	8.78e1	1.33e4	0.125		5.46	5.52	0.0823		

KBF 3/1/2018

Vista Analytical Laboratory

rev: ANP 3/9/2018

Dataset: Z:\Projects\PFAS.PRO\Results\180227M1\180027M1-62.qld

Last Altered: Thursday, March 01, 2018 11:48:20 Pacific Standard Time
Printed: Thursday, March 01, 2018 11:50:28 Pacific Standard Time

Method: Z:\Projects\PFAS.PRO\MethDB\PFAS_FULL_80C_022718.mdb 28 Feb 2018 13:19:45
Calibration: Z:\Projects\PFAS.PRO\CurveDB\C18_VAL-PFAS_Q4_02-27-18-FULL.cdb 28 Feb 2018 11:20:16

Name: 180227M1_62, Date: 28-Feb-2018, Time: 06:58:58, ID: B8B0130-BLK1 Method Blank 0.125, Description: Method Blank

	#	Name	Trace	Area	IS Area	Wt./Vol.	RRF	Pred.RT	RT	y Axis Resp.	Conc.	%Rec
1	25	PFDoA	612.9 > 569.0		9.80e3	0.125		5.74				
2	27	PFTrDA	662.9 > 618.9		9.80e3	0.125		5.98				
3	28	PFTeDA	712.9 > 668.8	6.97e1	6.63e3	0.125		6.20	6.28	0.131		
4	36	13C3-PFBS	302. > 98.8	1.62e3	1.25e4	0.125	0.131	2.69	2.77	1.62	98.5244	98.5
5	37	13C2-PFHxA	315 > 269.8	3.41e3	1.25e4	0.125	0.740	3.19	3.26	3.40	36.7300	91.8
6	38	13C4-PFHpA	367.2 > 321.8	7.94e3	1.25e4	0.125	0.776	3.81	3.87	7.91	81.5058	81.5
7	39	18O2-PFHxS	403.0 > 102.6	1.07e3	3.47e3	0.125	0.412	3.96	4.02	3.85	74.7736	74.8
8	40	13C2-PFOA	414.9 > 369.7	1.30e4	9.30e3	0.125	1.891	4.33	4.40	17.5	74.1085	74.1
9	41	13C5-PFNA	468.2 > 422.9	9.61e3	1.27e4	0.125	0.959	4.76	4.83	9.46	78.8879	78.9
10	42	13C8-PFOSA	506.1 > 77.7	2.12e3	1.59e4	0.125	0.308	4.83	4.90	1.67	43.3145	43.3
11	43	13C8-PFOS	507.0 > 79.9	2.78e3	3.54e3	0.125	1.096	4.84	4.91	9.81	71.5848	71.6
12	44	13C2-PFDA	515.1 > 469.9	1.02e4	1.48e4	0.125	0.926	5.14	5.20	8.65	74.7198	74.7
13	45	d3-N-MeFOSAA	573.3 > 419	3.80e3	1.59e4	0.125	0.359	5.29	5.36	2.99	66.6133	66.6
14	46	d5-N-EtFOSAA	589.3 > 419	4.39e3	1.59e4	0.125	0.435	5.45	5.51	3.44	63.3728	63.4
15	47	13C2-PFUdA	565 > 519.8	1.33e4	1.59e4	0.125	1.138	5.46	5.53	10.5	73.5711	73.6
16	48	13C2-PFDoA	615.0 > 569.7	9.80e3	1.59e4	0.125	1.059	5.74	5.81	7.69	58.1360	58.1
17	49	d3-N-MeFOSA	515.2 > 168.9		1.59e4	0.125	0.151	5.84				
18	50	13C2-PFTeDA	714.8 > 669.6	6.63e3	1.59e4	0.125	0.484	6.20	6.28	5.21	86.0720	86.1
19	51	d5-N-ETFOSA	531.1 > 168.9		1.59e4	0.125	0.215	6.22				
20	52	13C2-PFHxDA	815 > 769.7	5.13e3	1.59e4	0.125	0.741	6.51	6.60	4.03	43.4838	108.7
21	53	d7-N-MeFOSE	623.1 > 58.9		1.59e4	0.125	0.186	6.31				
22	54	d9-N-EtFOSE	639.2 > 58.8		1.59e4	0.125	0.159	6.45				
23	55	13C4-PFBA	217. > 171.8	1.08e4	1.08e4	0.125	1.000	1.46	1.53	12.5	100.0000	100.0
24	56	13C5-PFHxA	318 > 272.9	1.25e4	1.25e4	0.125	1.000	3.19	3.26	12.5	100.0000	100.0
25	57	13C3-PFHxS	401.9 > 79.9	3.47e3	3.47e3	0.125	1.000	3.96	4.02	12.5	100.0000	100.0
26	58	13C8-PFOA	421.3 > 376	9.30e3	9.30e3	0.125	1.000	4.33	4.40	12.5	100.0000	100.0
27	59	13C9-PFNA	472.2 > 426.9	1.27e4	1.27e4	0.125	1.000	4.70	4.83	12.5	100.0000	100.0
28	60	13C4-PFOS	503 > 79.9	3.54e3	3.54e3	0.125	1.000	4.84	4.91	12.5	100.0000	100.0
29	61	13C6-PFDA	519.1 > 473.7	1.48e4	1.48e4	0.125	1.000	5.14	5.20	12.5	100.0000	100.0
30	62	13C7-PFUdA	570.1 > 524.8	1.59e4	1.59e4	0.125	1.000	5.46	5.52	12.5	100.0000	100.0
31	63	Total PFHxS	398.9 > 79.6	6.96e0	1.07e3	0.125		3.85		0.000		
32	64	Total PFOA	413 > 368.7	1.32e2	1.30e4	0.125		4.21		0.000		

KBF 3/1/2018

Vista Analytical Laboratory

rev: ANP 3/9/2018

Dataset: Z:\Projects\PFAS.PRO\Results\180227M1\180027M1-62.qld

Last Altered: Thursday, March 01, 2018 11:48:20 Pacific Standard Time
Printed: Thursday, March 01, 2018 11:50:28 Pacific Standard Time

Name: 180227M1_62, Date: 28-Feb-2018, Time: 06:58:58, ID: B8B0130-BLK1 Method Blank 0.125, Description: Method Blank

	#	Name	Trace	Area	IS Area	Wt./Vol.	RRF	Pred.RT	RT	y Axis Resp.	Conc.	%Rec
33	65	Total PFOS	499 > 79.9	4.71e-1	2.78e3	0.125		4.73		0.00212	0.1292	
34	66	Total N-MeFOSAA	570.1 > 419	0.00e0	3.80e3	0.125		5.29		0.000		
35	67	Total N-EtFOSAA	584.2 > 419	0.00e0	4.39e3	0.125		5.45		0.000		

KBF 3/1/2018

Vista Analytical Laboratory

rev: ANP 3/9/2018

Dataset: Z:\Projects\PFAS.PRO\Results\180227M1\180027M1-62.qld

Last Altered: Thursday, March 01, 2018 11:48:20 Pacific Standard Time
Printed: Thursday, March 01, 2018 11:50:28 Pacific Standard Time

Method: Z:\Projects\PFAS.PRO\MethDB\PFAS_FULL_80C_022718.mdb 28 Feb 2018 13:19:45
Calibration: Z:\Projects\PFAS.PRO\CurveDB\C18_VAL-PFAS_Q4_02-27-18-FULL.cdb 28 Feb 2018 11:20:16

Name: 180227M1_62, Date: 28-Feb-2018, Time: 06:58:58, ID: B8B0130-BLK1 Method Blank 0.125, Description: Method Blank

PFBS

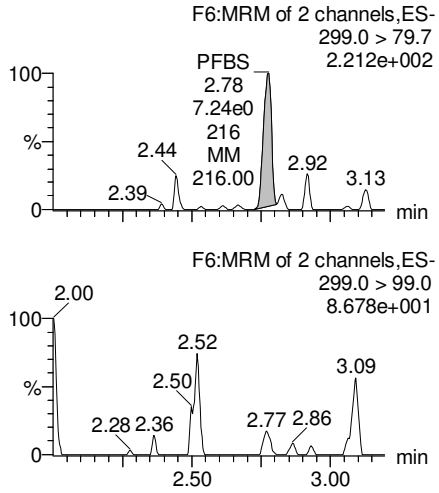

PFHxA

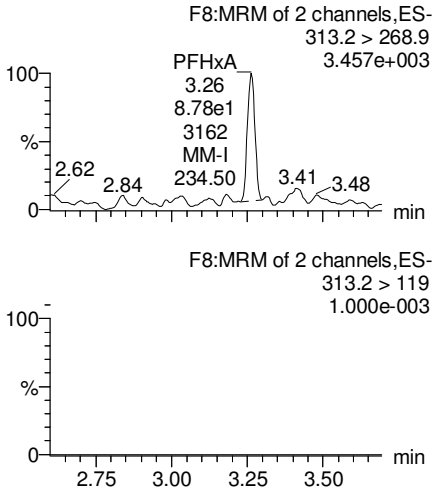

PFHpA

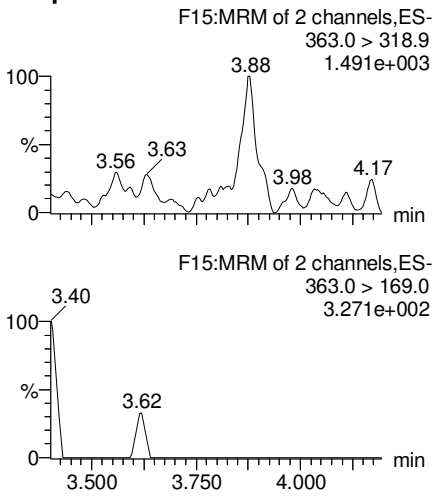

Total PFHxS

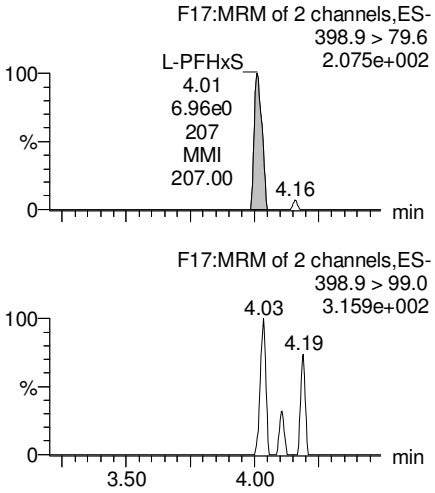

13C3-PFBS

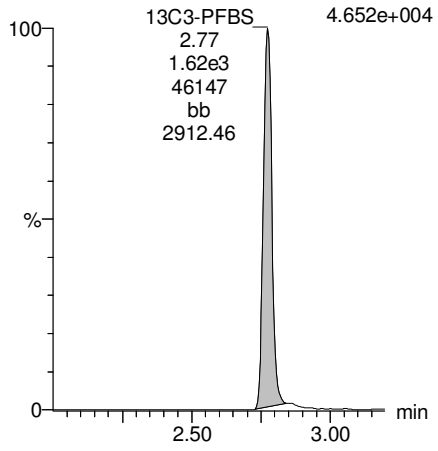

13C2-PFHxA

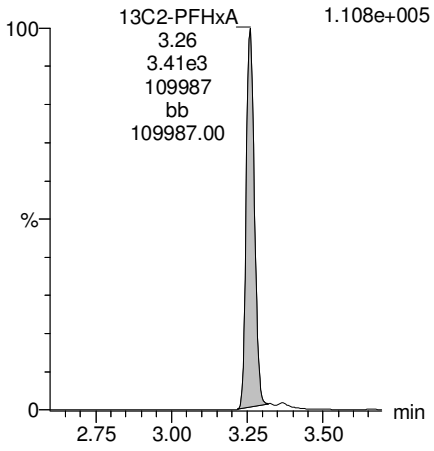

13C4-PFHpA

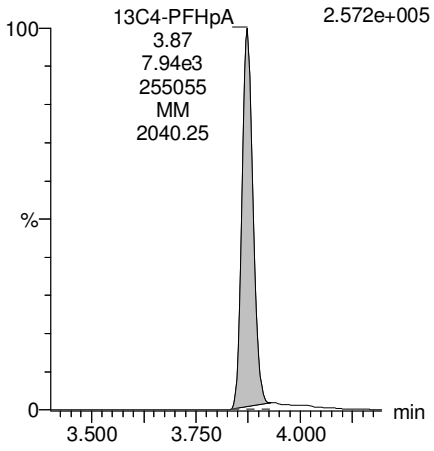

18O2-PFHxS

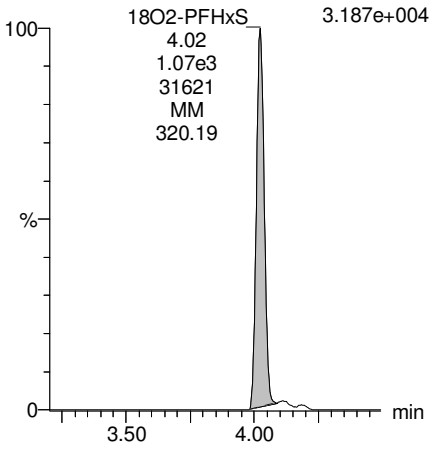

KBF 3/1/2018

Dataset: Z:\Projects\PFAS.PRO\Results\180227M1\180027M1-62.qld

Last Altered: Thursday, March 01, 2018 11:48:20 Pacific Standard Time
Printed: Thursday, March 01, 2018 11:50:28 Pacific Standard Time

Name: 180227M1_62, Date: 28-Feb-2018, Time: 06:58:58, ID: B8B0130-BLK1 Method Blank 0.125, Description: Method Blank

Total PFOA

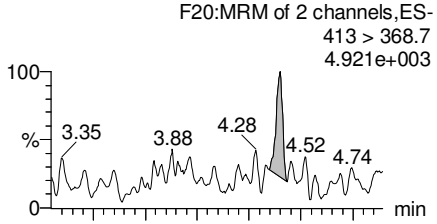

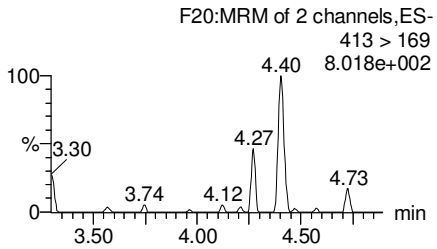

PFNA

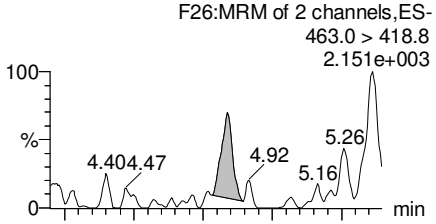

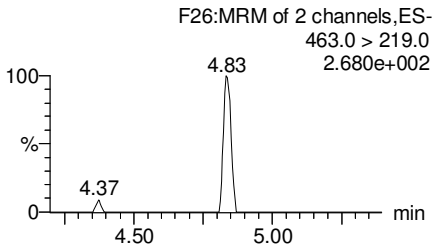

Total PFOS

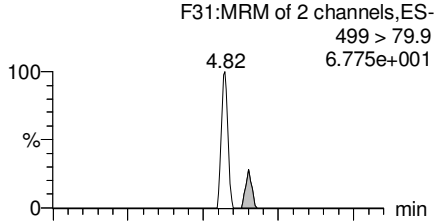

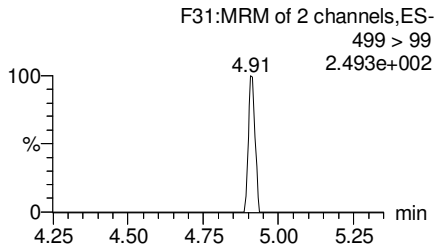

PFDA

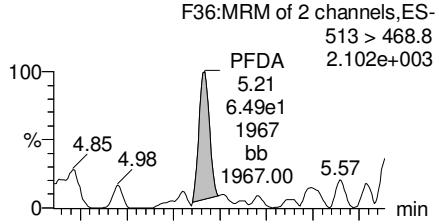

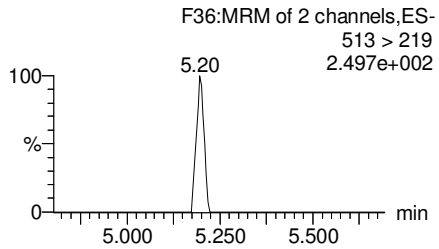

13C2-PFOA

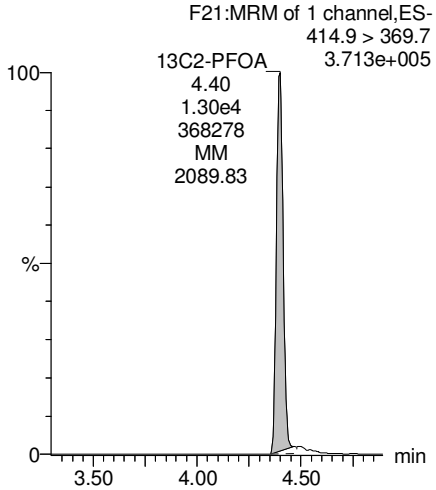

13C5-PFNA

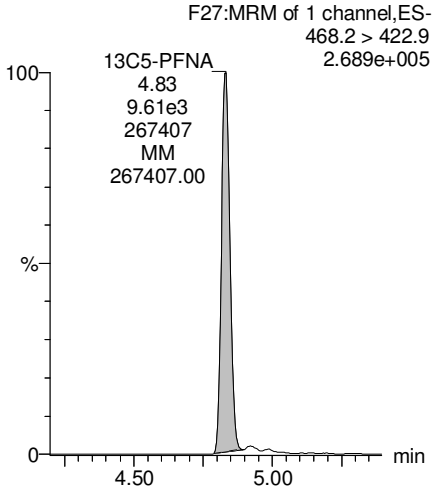

13C8-PFOS

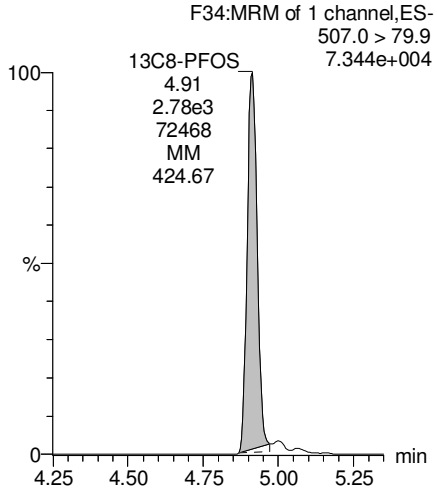

13C2-PFDA

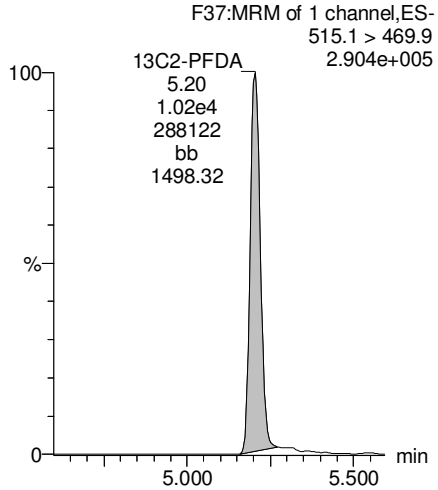

KBF 3/1/2018

Dataset: Z:\Projects\PFAS.PRO\Results\180227M1\180027M1-62.qld

Last Altered: Thursday, March 01, 2018 11:48:20 Pacific Standard Time
Printed: Thursday, March 01, 2018 11:50:28 Pacific Standard Time

Name: 180227M1_62, Date: 28-Feb-2018, Time: 06:58:58, ID: B8B0130-BLK1 Method Blank 0.125, Description: Method Blank

PFUdA

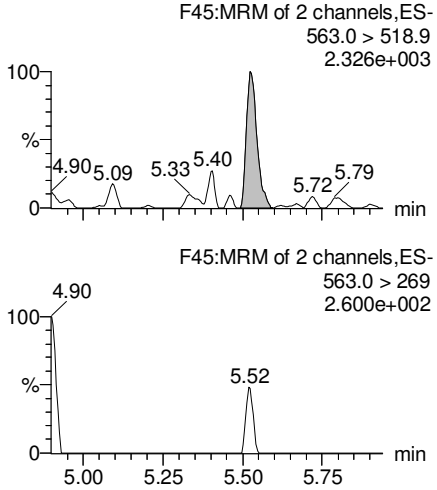

N-MeFOSAA

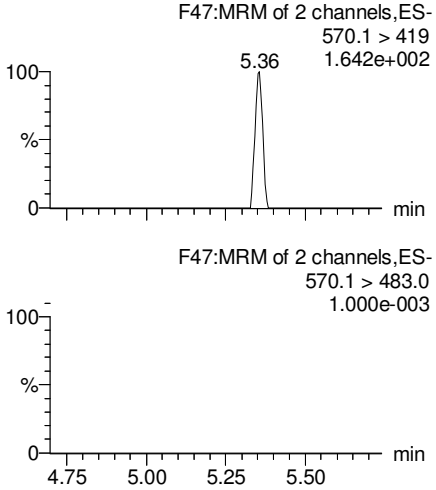

N-EtFOSAA

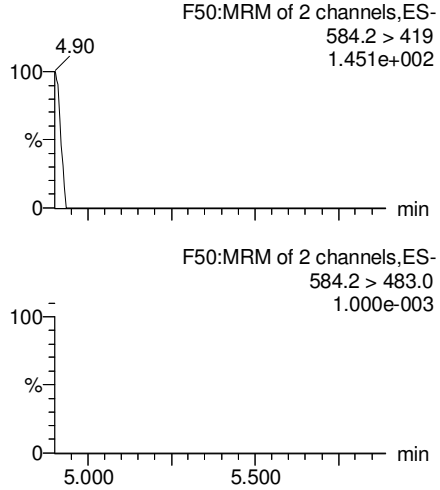

PFDoA

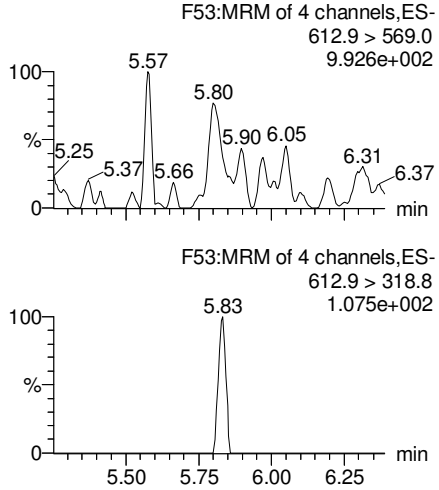

13C2-PFUdA

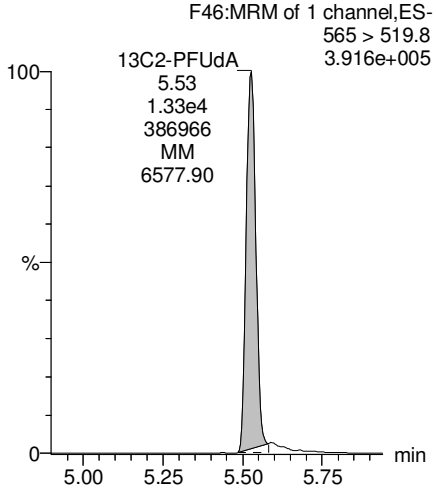

d3-N-MeFOSAA

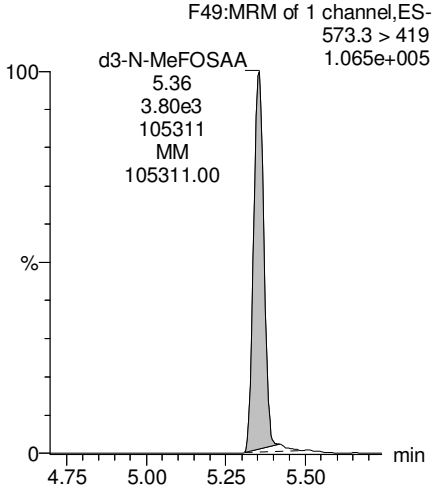

d5-N-EtFOSAA

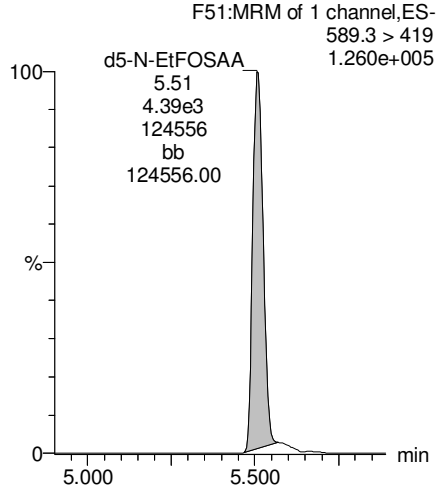

13C2-PFDoA

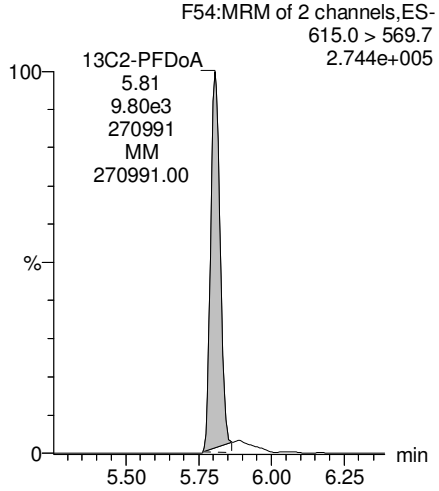

KBF 3/1/2018

Dataset: Z:\Projects\PFAS.PRO\Results\180227M1\180027M1-62.qld

Last Altered: Thursday, March 01, 2018 11:48:20 Pacific Standard Time
Printed: Thursday, March 01, 2018 11:50:28 Pacific Standard Time

Name: 180227M1_62, Date: 28-Feb-2018, Time: 06:58:58, ID: B8B0130-BLK1 Method Blank 0.125, Description: Method Blank

PFTrDA

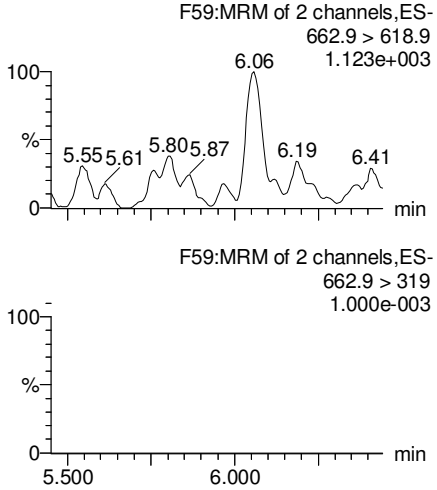

PFTeDA

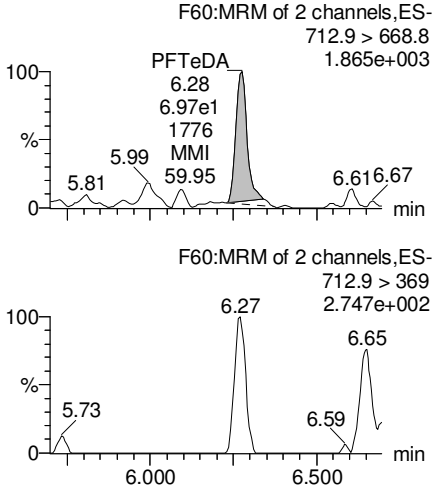

TCDA

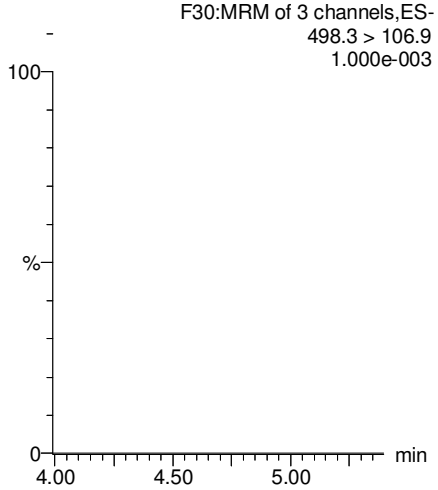

13C5-PFHxA

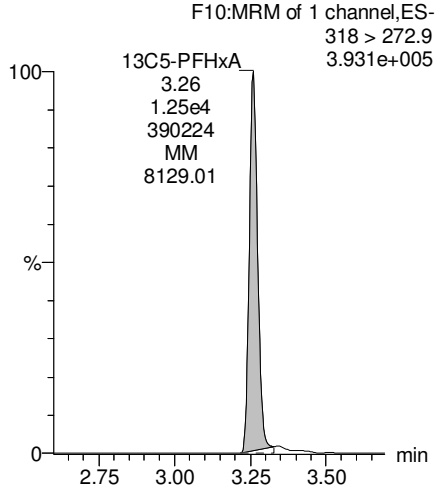

13C2-PFDoA

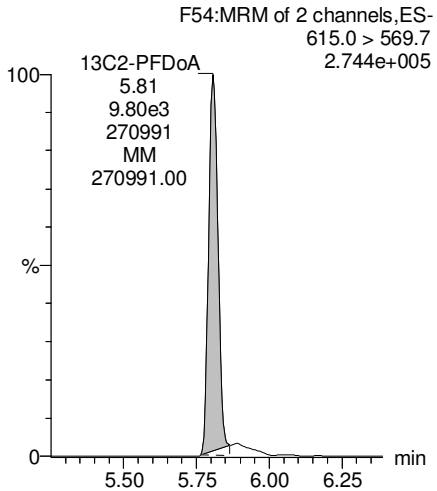

13C2-PFTeDA

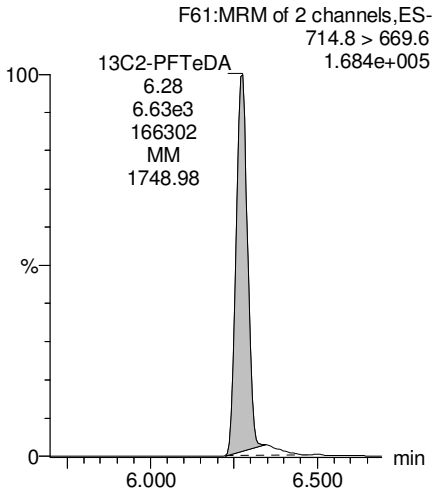

13C8-PFOS

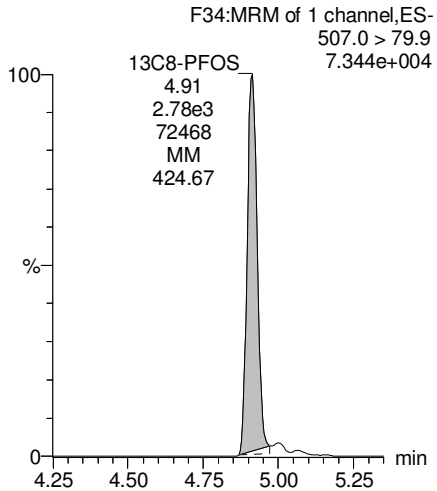

13C8-PFOA

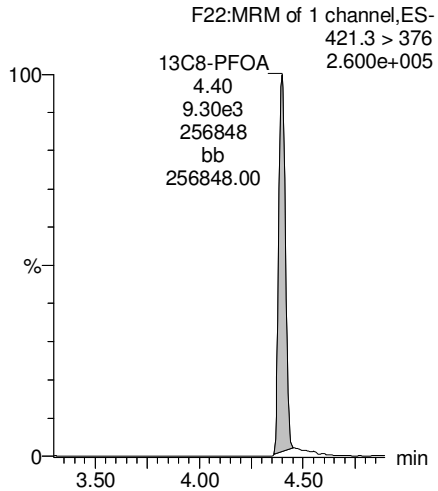

KBF 3/1/2018

Vista Analytical Laboratory

rev: ANP 3/9/2018

Dataset: Z:\Projects\PFAS.PRO\Results\180227M1\180027M1-62.qld

Last Altered: Thursday, March 01, 2018 11:48:20 Pacific Standard Time
Printed: Thursday, March 01, 2018 11:50:28 Pacific Standard Time

Name: 180227M1_62, Date: 28-Feb-2018, Time: 06:58:58, ID: B8B0130-BLK1 Method Blank 0.125, Description: Method Blank

13C3-PFHxS

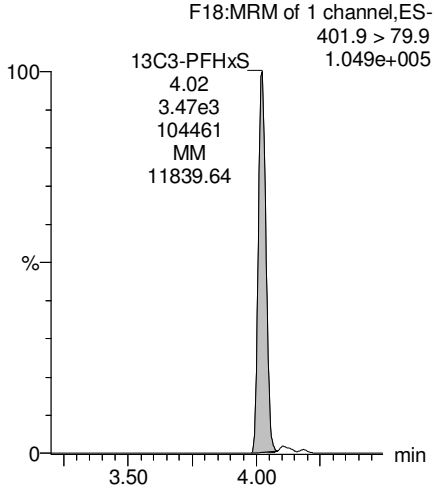

13C9-PFNA

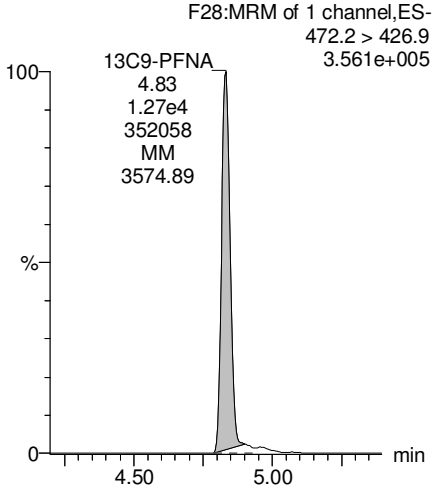

13C4-PFOS

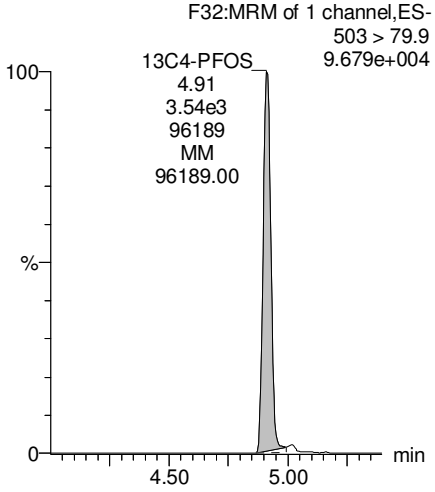

13C6-PFDA

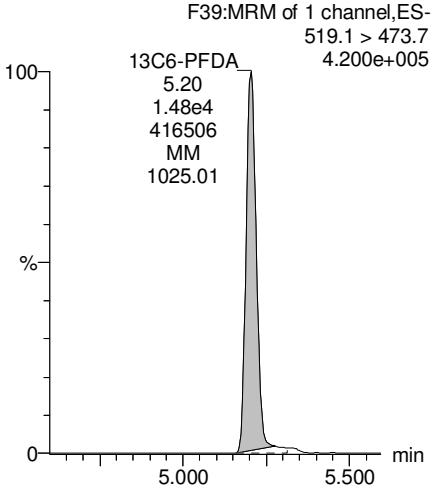

13C7-PFUdA

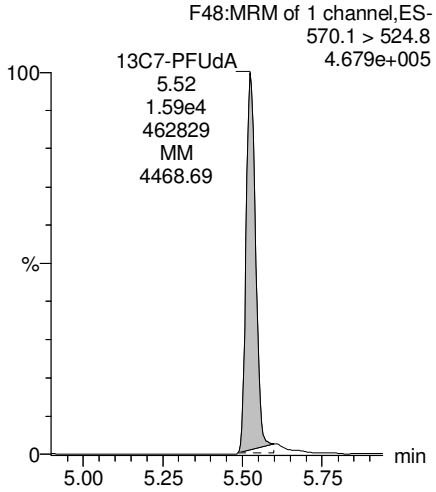

KBF 3/1/2018

Vista Analytical Laboratory

rev: ANP 3/9/2018

Dataset: Z:\Projects\PFAS.PRO\Results\180227M1\180027M1-61.qld

Last Altered: Thursday, March 01, 2018 11:31:43 Pacific Standard Time
Printed: Thursday, March 01, 2018 11:34:04 Pacific Standard Time

Method: Z:\Projects\PFAS.PRO\MethDB\PFAS_FULL_80C_022718.mdb 28 Feb 2018 13:19:45
Calibration: Z:\Projects\PFAS.PRO\CurveDB\C18_VAL-PFAS_Q4_02-27-18-FULL.cdb 28 Feb 2018 11:20:16

Name: 180227M1_61, Date: 28-Feb-2018, Time: 06:47:28, ID: B8B0130-BS1 OPR 0.125, Description: OPR

	#	Name	Trace	Area	IS Area	Wt./Vol.	RRF	Pred.RT	RT	y Axis Resp.	Conc.	%Rec
1	3	PFBS	299.0 > 79.7	2.10e3	1.44e3	0.125		2.60	2.77	18.2	82.7762	103.5
2	5	PFHxA	313.2 > 268.9	9.29e3	3.02e3	0.125		3.19	3.26	15.4	79.4909	99.4
3	7	PFHpA	363.0 > 318.9	7.96e3	6.60e3	0.125		3.81	3.87	15.1	97.5310	121.9
4	8	L-PFHxS	398.9 > 79.6	1.75e3	1.12e3	0.125		4.17	4.02	19.5	87.0994	108.9
5	11	L-PFOA	413 > 368.7	9.92e3	1.18e4	0.125		4.40	4.40	10.5	88.7720	111.0
6	14	PFNA	463.0 > 418.8	1.03e4	8.80e3	0.125		4.76	4.83	14.6	94.5482	118.2
7	16	L-PFOS	499 > 79.9	2.96e3	3.05e3	0.125		4.90	4.91	12.1	100.7737	126.0
8	18	PFDA	513 > 468.8	9.40e3	7.67e3	0.125		5.14	5.20	15.3	82.1043	102.6
9	21	N-MeFOSAA	570.1 > 419	3.67e3	3.96e3	0.125		5.29	5.36	11.6	64.9208	81.2
10	22	N-EtFOSAA	584.2 > 419	3.13e3	3.69e3	0.125		5.45	5.51	10.6	81.7513	102.2
11	23	PFUdA	563.0 > 518.9	8.36e3	1.02e4	0.125		5.46	5.53	10.2	92.6836	115.9

KBF 3/1/2018

Vista Analytical Laboratory

rev: ANP 3/9/2018

Dataset: Z:\Projects\PFAS.PRO\Results\180227M1\180027M1-61.qld

Last Altered: Thursday, March 01, 2018 11:31:43 Pacific Standard Time
Printed: Thursday, March 01, 2018 11:34:21 Pacific Standard Time

Method: Z:\Projects\PFAS.PRO\MethDB\PFAS_FULL_80C_022718.mdb 28 Feb 2018 13:19:45
Calibration: Z:\Projects\PFAS.PRO\CurveDB\C18_VAL-PFAS_Q4_02-27-18-FULL.cdb 28 Feb 2018 11:20:16

Name: 180227M1_61, Date: 28-Feb-2018, Time: 06:47:28, ID: B8B0130-BS1 OPR 0.125, Description: OPR

	#	Name	Trace	Area	IS Area	Wt./Vol.	RRF	Pred.RT	RT	y Axis Resp.	Conc.	%Rec
1	25	PFDoA	612.9 > 569.0	9.18e3	9.97e3	0.125		5.74	5.81	11.5	86.6965	108.4
2	27	PFTrDA	662.9 > 618.9	1.17e4	9.97e3	0.125		5.98	6.05	14.7	89.2625	111.6
3	28	PFTeDA	712.9 > 668.8	9.60e3	6.04e3	0.125		6.20	6.27	19.9	77.7701	97.2
4	36	13C3-PFBS	302. > 98.8	1.44e3	1.10e4	0.125	0.131	2.69	2.77	1.64	99.9835	100.0
5	37	13C2-PFHxA	315 > 269.8	3.02e3	1.10e4	0.125	0.740	3.19	3.26	3.45	37.2268	93.1
6	38	13C4-PFHpA	367.2 > 321.8	6.60e3	1.10e4	0.125	0.776	3.81	3.87	7.52	77.4690	77.5
7	39	18O2-PFHxS	403.0 > 102.6	1.12e3	3.19e3	0.125	0.412	3.96	4.02	4.39	85.1260	85.1
8	40	13C2-PFOA	414.9 > 369.7	1.18e4	9.73e3	0.125	1.891	4.33	4.39	15.2	64.2146	64.2
9	41	13C5-PFNA	468.2 > 422.9	8.80e3	1.11e4	0.125	0.959	4.76	4.83	9.95	82.9636	83.0
10	42	13C8-PFOSA	506.1 > 77.7	1.91e3	1.36e4	0.125	0.308	4.83	4.90	1.76	45.7318	45.7
11	43	13C8-PFOS	507.0 > 79.9	3.05e3	3.06e3	0.125	1.096	4.84	4.91	12.4	90.8365	90.8
12	44	13C2-PFDA	515.1 > 469.9	7.67e3	1.16e4	0.125	0.926	5.14	5.20	8.26	71.3485	71.3
13	45	d3-N-MeFOSAA	573.3 > 419	3.96e3	1.36e4	0.125	0.359	5.29	5.35	3.65	81.3594	81.4
14	46	d5-N-EtFOSAA	589.3 > 419	3.69e3	1.36e4	0.125	0.435	5.45	5.51	3.40	62.5099	62.5
15	47	13C2-PFUdA	565 > 519.8	1.02e4	1.36e4	0.125	1.138	5.46	5.53	9.44	66.3746	66.4
16	48	13C2-PFDoA	615.0 > 569.7	9.97e3	1.36e4	0.125	1.059	5.74	5.81	9.18	69.3824	69.4
17	49	d3-N-MeFOSA	515.2 > 168.9		1.36e4	0.125	0.151	5.84				
18	50	13C2-PFTeDA	714.8 > 669.6	6.04e3	1.36e4	0.125	0.484	6.20	6.27	5.57	92.0461	92.0
19	51	d5-N-ETFOSA	531.1 > 168.9		1.36e4	0.125	0.215	6.22				
20	52	13C2-PFHxDA	815 > 769.7	4.56e3	1.36e4	0.125	0.741	6.51	6.59	4.20	45.3098	113.3
21	53	d7-N-MeFOSE	623.1 > 58.9		1.36e4	0.125	0.186	6.31				
22	54	d9-N-EtFOSE	639.2 > 58.8		1.36e4	0.125	0.159	6.45				
23	55	13C4-PFBA	217. > 171.8	9.93e3	9.93e3	0.125	1.000	1.46	1.53	12.5	100.0000	100.0
24	56	13C5-PFHxA	318 > 272.9	1.10e4	1.10e4	0.125	1.000	3.19	3.26	12.5	100.0000	100.0
25	57	13C3-PFHxS	401.9 > 79.9	3.19e3	3.19e3	0.125	1.000	3.96	4.02	12.5	100.0000	100.0
26	58	13C8-PFOA	421.3 > 376	9.73e3	9.73e3	0.125	1.000	4.33	4.39	12.5	100.0000	100.0
27	59	13C9-PFNA	472.2 > 426.9	1.11e4	1.11e4	0.125	1.000	4.70	4.83	12.5	100.0000	100.0
28	60	13C4-PFOS	503 > 79.9	3.06e3	3.06e3	0.125	1.000	4.84	4.91	12.5	100.0000	100.0
29	61	13C6-PFDA	519.1 > 473.7	1.16e4	1.16e4	0.125	1.000	5.14	5.20	12.5	100.0000	100.0
30	62	13C7-PFUdA	570.1 > 524.8	1.36e4	1.36e4	0.125	1.000	5.46	5.52	12.5	100.0000	100.0
31	63	Total PFHxS	398.9 > 79.6	1.75e3	1.12e3	0.125		3.85		19.5	87.0994	
32	64	Total PFOA	413 > 368.7	9.92e3	1.18e4	0.125		4.21		10.5	88.7720	

KBF 3/1/2018

Vista Analytical Laboratory

rev: ANP 3/9/2018

Dataset: Z:\Projects\PFAS.PRO\Results\180227M1\180027M1-61.qld

Last Altered: Thursday, March 01, 2018 11:31:43 Pacific Standard Time
Printed: Thursday, March 01, 2018 11:34:21 Pacific Standard Time

Name: 180227M1_61, Date: 28-Feb-2018, Time: 06:47:28, ID: B8B0130-BS1 OPR 0.125, Description: OPR

	#	Name	Trace	Area	IS Area	Wt./Vol.	RRF	Pred.RT	RT	y Axis Resp.	Conc.	%Rec
33	65	Total PFOS	499 > 79.9	2.96e3	3.05e3	0.125		4.73		12.1	100.7737	
34	66	Total N-MeFOSAA	570.1 > 419	3.67e3	3.96e3	0.125		5.29		11.6	64.9208	
35	67	Total N-EtFOSAA	584.2 > 419	3.13e3	3.69e3	0.125		5.45		10.6	81.7513	

KBF 3/1/2018

Vista Analytical Laboratory

rev: ANP 3/9/2018

Dataset: Z:\Projects\PFAS.PRO\Results\180227M1\180027M1-61.qld

Last Altered: Thursday, March 01, 2018 11:31:43 Pacific Standard Time
Printed: Thursday, March 01, 2018 11:34:21 Pacific Standard Time

Method: Z:\Projects\PFAS.PRO\MethDB\PFAS_FULL_80C_022718.mdb 28 Feb 2018 13:19:45
Calibration: Z:\Projects\PFAS.PRO\CurveDB\C18_VAL-PFAS_Q4_02-27-18-FULL.cdb 28 Feb 2018 11:20:16

Name: 180227M1_61, Date: 28-Feb-2018, Time: 06:47:28, ID: B8B0130-BS1 OPR 0.125, Description: OPR

PFBS

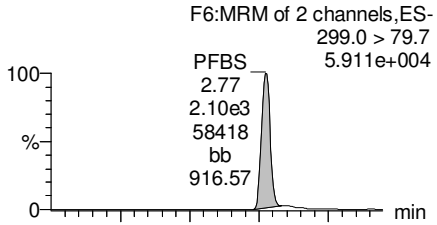

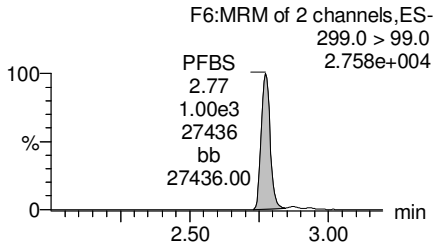

PFHxA

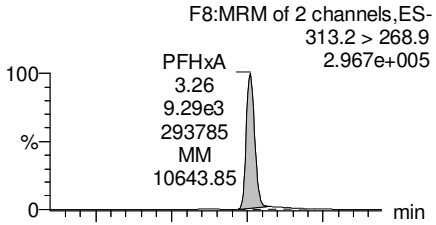

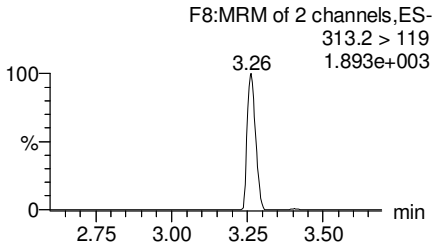

PFHpA

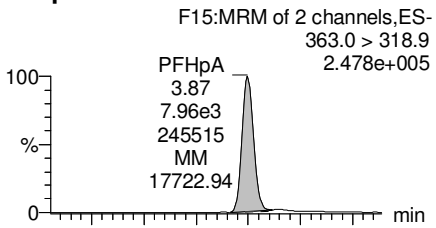

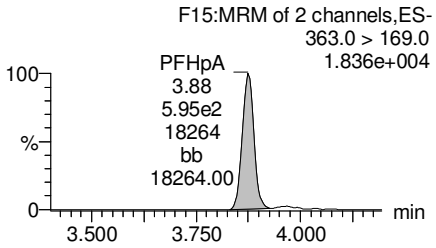

Total PFHxS

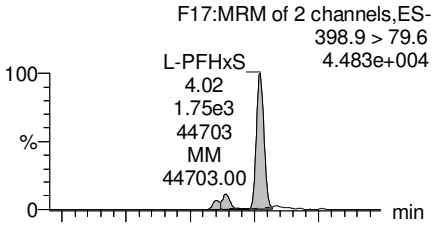

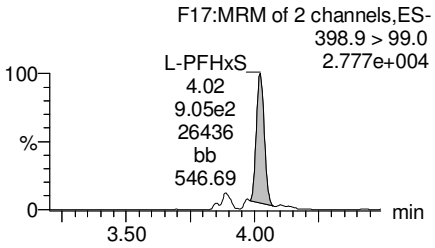

13C3-PFBS

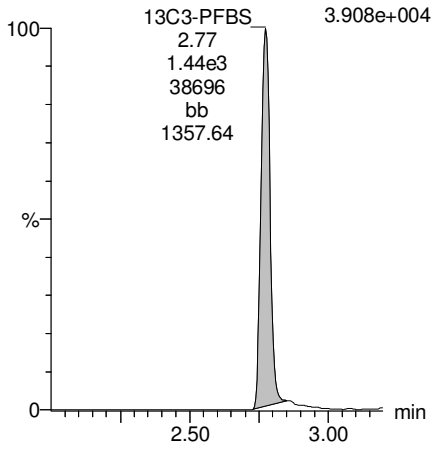

13C2-PFHxA

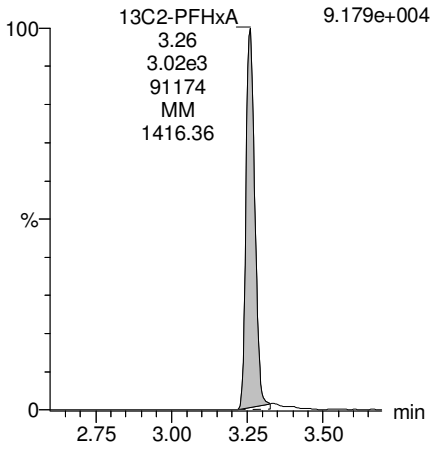

13C4-PFHpA

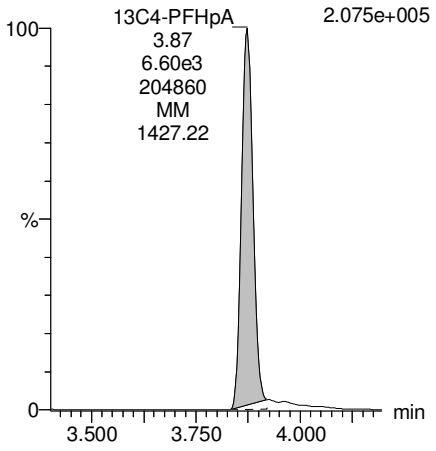

18O2-PFHxS

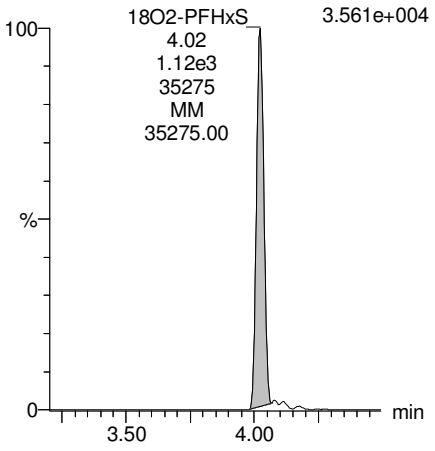

KBF 3/1/2018

Dataset: Z:\Projects\PFAS.PRO\Results\180227M1\180027M1-61.qld

Last Altered: Thursday, March 01, 2018 11:31:43 Pacific Standard Time
Printed: Thursday, March 01, 2018 11:34:21 Pacific Standard Time

Name: 180227M1_61, Date: 28-Feb-2018, Time: 06:47:28, ID: B8B0130-BS1 OPR 0.125, Description: OPR

Total PFOA

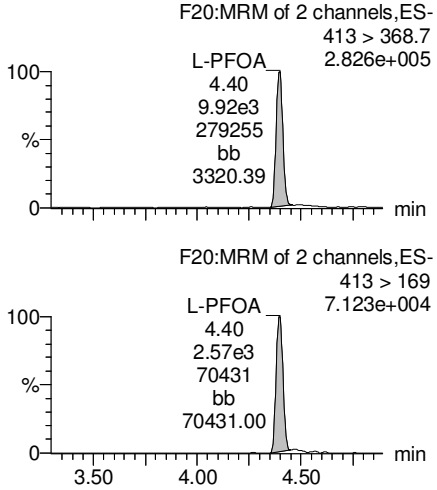

PFNA

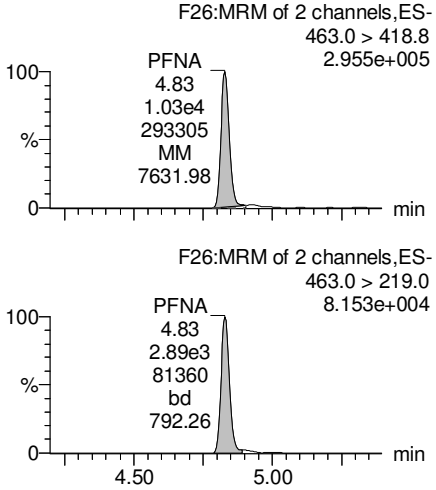

Total PFOS

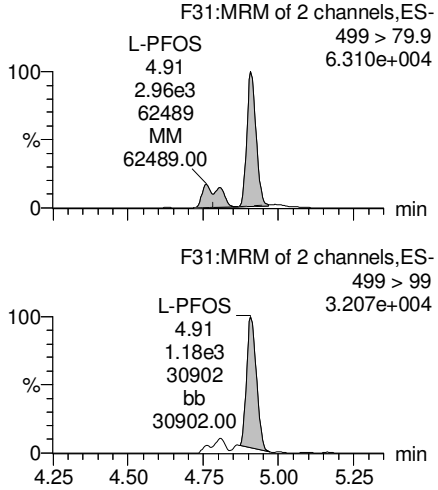

PFDA

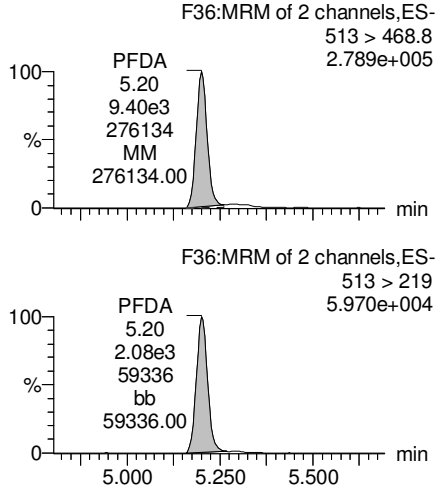

13C2-PFOA

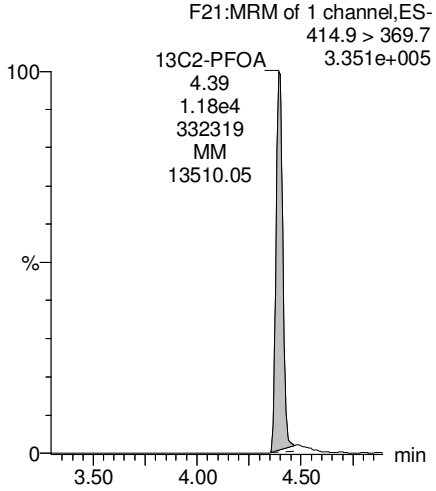

13C5-PFNA

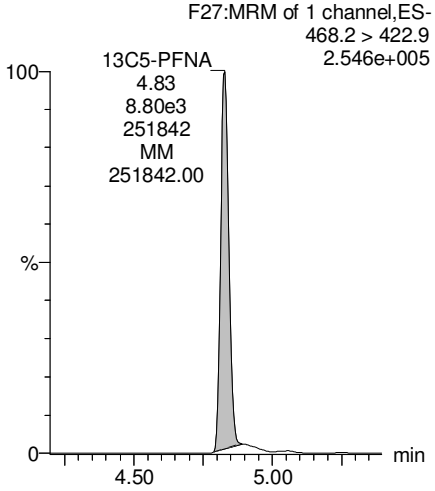

13C8-PFOS

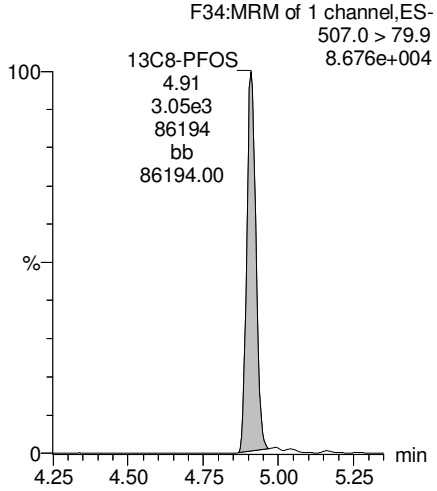

13C2-PFDA

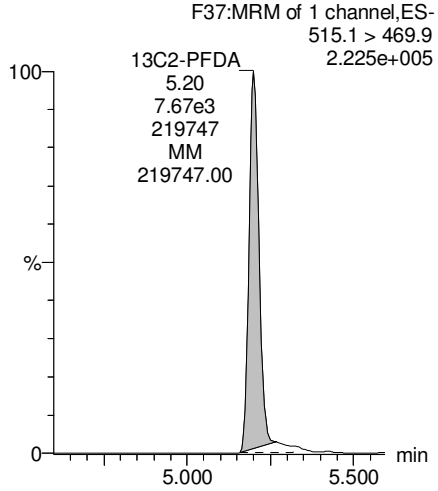

KBF 3/1/2018

Dataset: Z:\Projects\PFAS.PRO\Results\180227M1\180027M1-61.qld

Last Altered: Thursday, March 01, 2018 11:31:43 Pacific Standard Time
Printed: Thursday, March 01, 2018 11:34:21 Pacific Standard Time

Name: 180227M1_61, Date: 28-Feb-2018, Time: 06:47:28, ID: B8B0130-BS1 OPR 0.125, Description: OPR

PFUdA

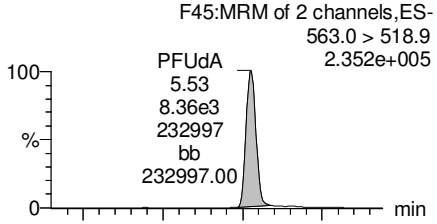

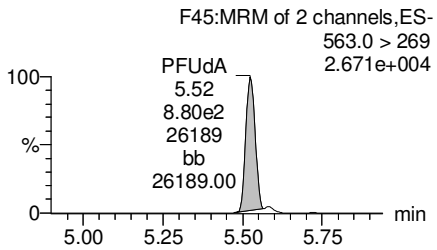

N-MeFOSAA

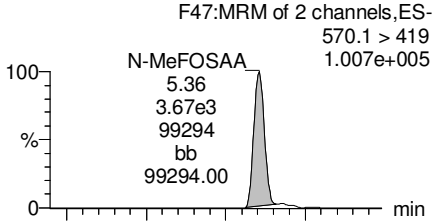

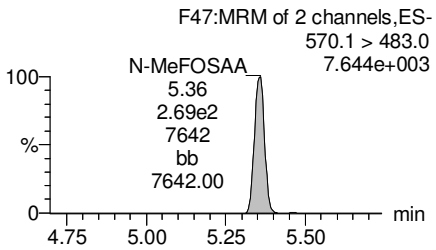

N-EtFOSAA

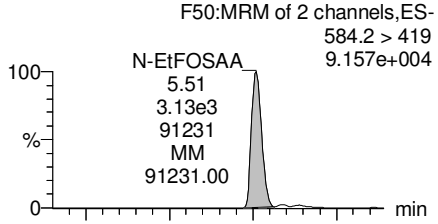

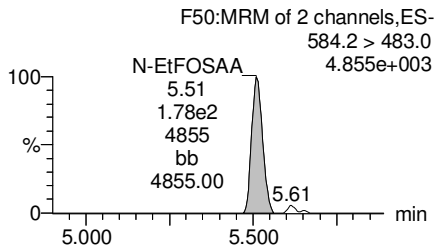

PFDoA

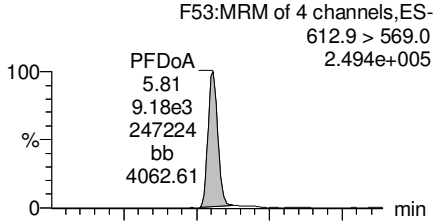

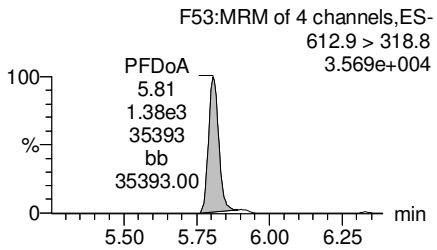

13C2-PFUdA

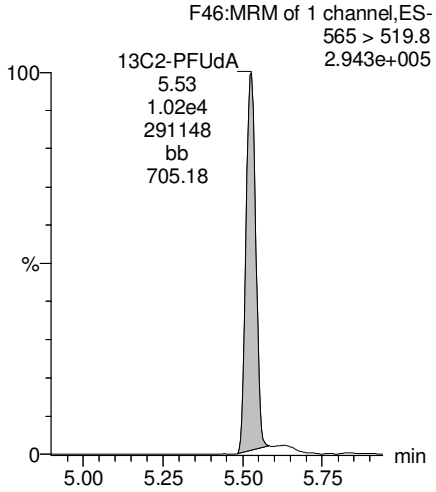

d3-N-MeFOSAA

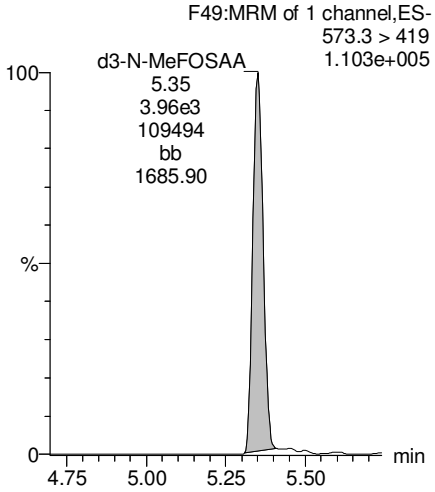

d5-N-EtFOSAA

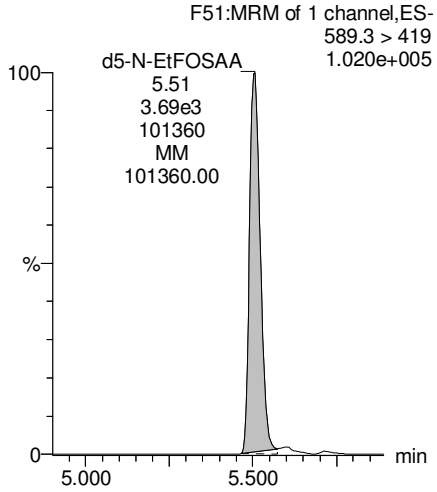

13C2-PFDoA

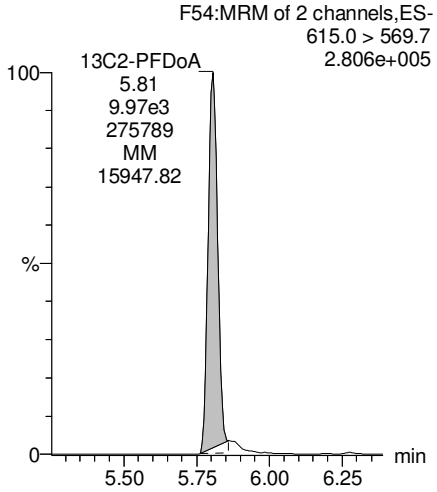

KBF 3/1/2018

Dataset: Z:\Projects\PFAS.PRO\Results\180227M1\180027M1-61.qld

Last Altered: Thursday, March 01, 2018 11:31:43 Pacific Standard Time
Printed: Thursday, March 01, 2018 11:34:21 Pacific Standard Time

Name: 180227M1_61, Date: 28-Feb-2018, Time: 06:47:28, ID: B8B0130-BS1 OPR 0.125, Description: OPR

PFTrDA

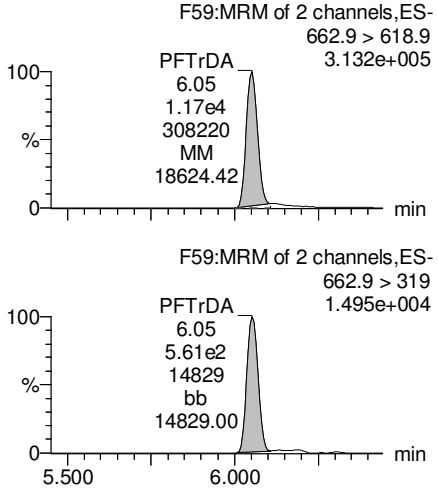

PFTeDA

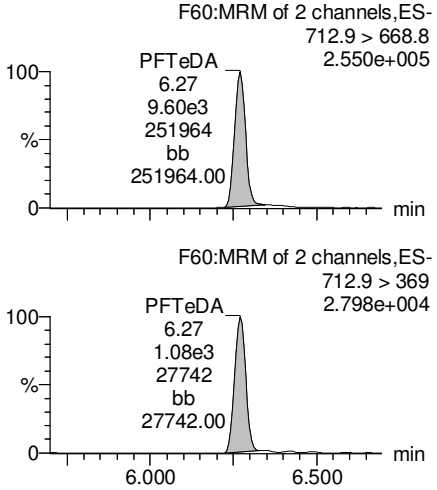

TCDA

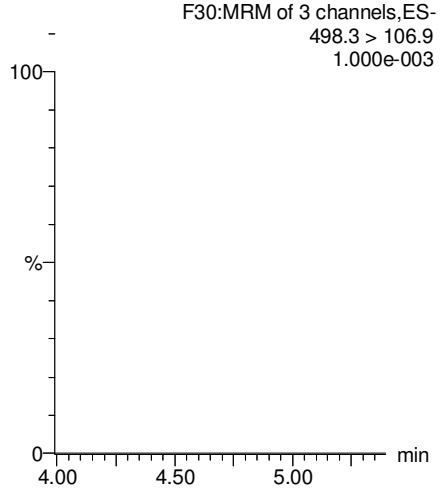

13C5-PFHxA

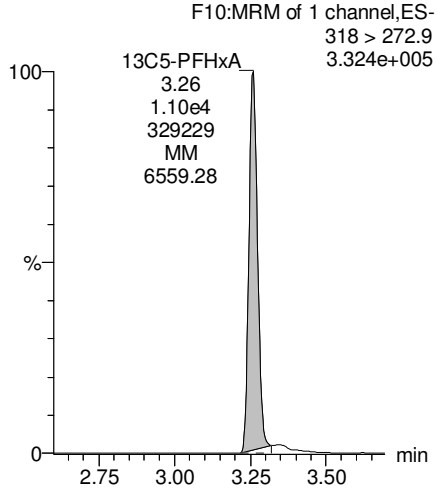

13C2-PFDoA

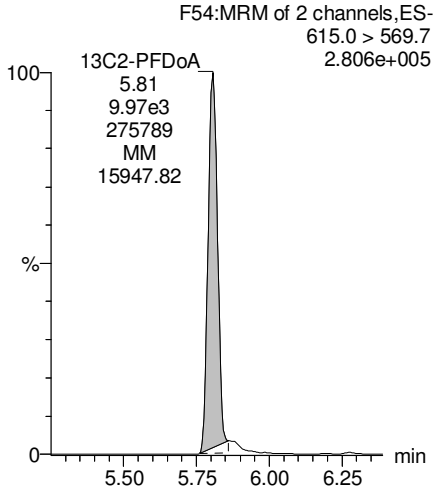

13C2-PFTeDA

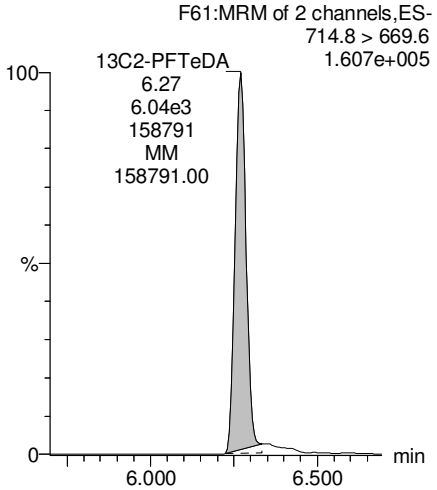

13C8-PFOS

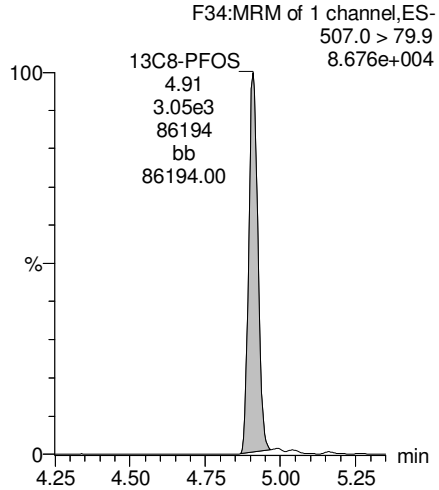

13C8-PFOA

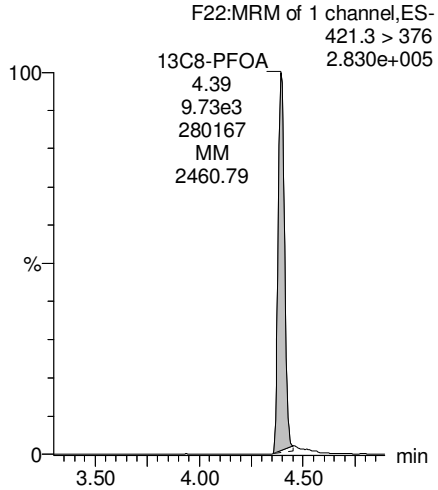

KBF 3/1/2018

Dataset: Z:\Projects\PFAS.PRO\Results\180227M1\180027M1-61.qld

Last Altered: Thursday, March 01, 2018 11:31:43 Pacific Standard Time
Printed: Thursday, March 01, 2018 11:34:21 Pacific Standard Time

Name: 180227M1_61, Date: 28-Feb-2018, Time: 06:47:28, ID: B8B0130-BS1 OPR 0.125, Description: OPR

13C3-PFHxS

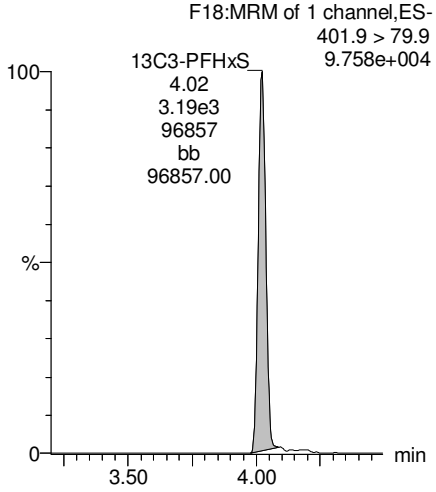

13C9-PFNA

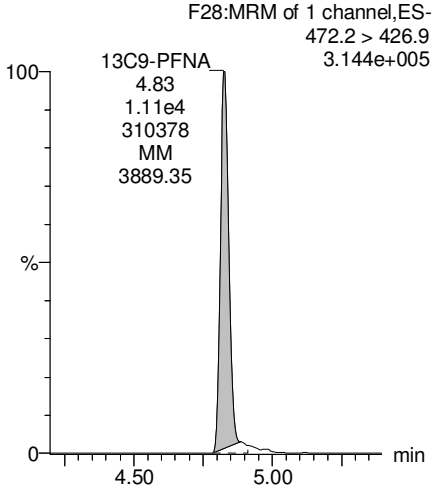

13C4-PFOS

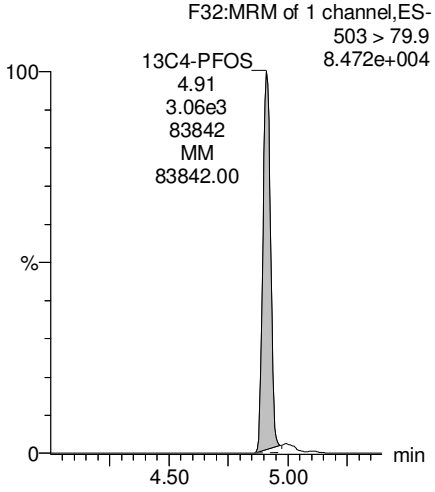

13C6-PFDA

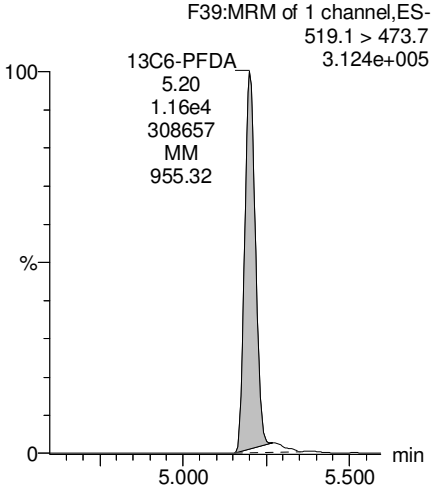

13C7-PFUdA

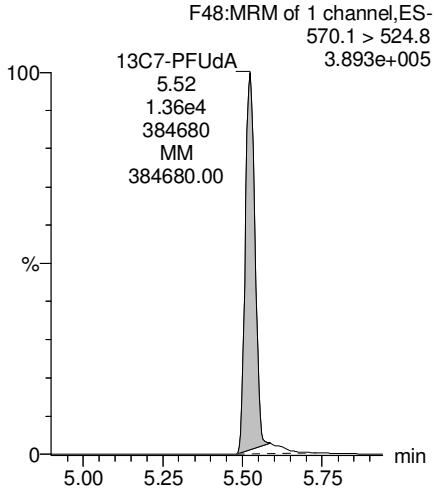

KBF 3/1/2018

Vista Analytical Laboratory

Dataset: Z:\Projects\PFAS.PRO\Results\180224M1\180224M1-16.qld

Last Altered: Tuesday, February 27, 2018 09:09:16 Pacific Standard Time
Printed: Tuesday, February 27, 2018 09:10:18 Pacific Standard Time

Reviewed: CT 3/12/2018

Method: Z:\Projects\PFAS.PRO\MethDB\PFAS_FULL_80C_022318.mdb 26 Feb 2018 09:30:45
Calibration: Z:\Projects\PFAS.PRO\CurveDB\C18_VAL-PFAS_Q4_02-23-18-FULL.cdb 24 Feb 2018 15:27:24

Name: 180224M1_16, Date: 24-Feb-2018, Time: 15:17:06, ID: B8B0132-BLK1 Method Blank 0.125, Description: Method Blank

	#	Name	Trace	Area	IS Area	Wt./Vol.	RRF	Pred.RT	RT	y Axis Resp.	Conc.	%Rec
1	3	PFBS	299.0 > 79.7		1.26e3	0.125		2.60				
2	5	PFHxA	313.2 > 268.9		2.60e3	0.125		3.19				
3	7	PFHpA	363.0 > 318.9		6.00e3	0.125		3.81				
4	8	L-PFHxS	398.9 > 79.6		8.29e2	0.125		4.17				
5	11	L-PFOA	413 > 368.7	8.85e1	1.00e4	0.125		4.40	4.37	0.110	0.8479	
6	14	PFNA	463.0 > 418.8		6.88e3	0.125		4.76				
7	16	L-PFOS	499 > 79.9		2.35e3	0.125		4.95				
8	18	PFDA	513 > 468.8		6.84e3	0.125		5.14				
9	21	N-MeFOSAA	570.1 > 419		2.62e3	0.125		5.29				
10	22	N-EtFOSAA	584.2 > 419		3.46e3	0.125		5.45				
11	23	PFUdA	563.0 > 518.9		8.04e3	0.125		5.46				

KBF 2/27/2018

Vista Analytical Laboratory

Dataset: Z:\Projects\PFAS.PRO\Results\180224M1\180224M1-16.qld

Last Altered: Tuesday, February 27, 2018 09:09:16 Pacific Standard Time
Printed: Tuesday, February 27, 2018 09:10:30 Pacific Standard Time

Reviewed: CT 3/12/2018

Method: Z:\Projects\PFAS.PRO\MethDB\PFAS_FULL_80C_022318.mdb 26 Feb 2018 09:30:45
Calibration: Z:\Projects\PFAS.PRO\CurveDB\C18_VAL-PFAS_Q4_02-23-18-FULL.cdb 24 Feb 2018 15:27:24

Name: 180224M1_16, Date: 24-Feb-2018, Time: 15:17:06, ID: B8B0132-BLK1 Method Blank 0.125, Description: Method Blank

	#	Name	Trace	Area	IS Area	Wt./Vol.	RRF	Pred.RT	RT	y Axis Resp.	Conc.	%Rec
1	25	PFDoA	612.9 > 569.0		7.02e3	0.125		5.74				
2	27	PFTrDA	662.9 > 618.9		7.02e3	0.125		5.98				
3	28	PFTeDA	712.9 > 668.8		4.45e3	0.125		6.20				
4	36	13C3-PFBS	302. > 98.8	1.26e3	9.84e3	0.125	0.116	2.69	2.74	1.60	110.1966	110.2
5	37	13C2-PFHxA	315 > 269.8	2.60e3	9.84e3	0.125	0.732	3.19	3.23	3.30	36.0246	90.1
6	38	13C4-PFHpA	367.2 > 321.8	6.00e3	9.84e3	0.125	0.717	3.81	3.84	7.63	85.1309	85.1
7	39	18O2-PFHxS	403.0 > 102.6	8.29e2	2.53e3	0.125	0.368	3.96	3.99	4.09	88.9979	89.0
8	40	13C2-PFOA	414.9 > 369.7	1.00e4	9.32e3	0.125	1.311	4.33	4.36	13.4	81.9528	82.0
9	41	13C5-PFNA	468.2 > 422.9	6.88e3	8.95e3	0.125	0.974	4.76	4.79	9.61	78.8967	78.9
10	42	13C8-PFOSA	506.1 > 77.7	8.26e2	1.18e4	0.125	0.187	4.83	4.85	0.876	37.3599	37.4
11	43	13C8-PFOS	507.0 > 79.9	2.35e3	2.70e3	0.125	1.075	4.84	4.87	10.9	81.0439	81.0
12	44	13C2-PFDA	515.1 > 469.9	6.84e3	9.91e3	0.125	1.019	5.14	5.16	8.63	67.7661	67.8
13	45	d3-N-MeFOSAA	573.3 > 419	2.62e3	1.18e4	0.125	0.325	5.29	5.30	2.78	68.4008	68.4
14	46	d5-N-EtFOSAA	589.3 > 419	3.46e3	1.18e4	0.125	0.345	5.45	5.46	3.67	85.0955	85.1
15	47	13C2-PFUdA	565 > 519.8	8.04e3	1.18e4	0.125	1.071	5.46	5.47	8.53	63.7099	63.7
16	48	13C2-PFDoA	615.0 > 569.7	7.02e3	1.18e4	0.125	0.995	5.74	5.76	7.45	59.8762	59.9
17	49	d3-N-MeFOSA	515.2 > 168.9		1.18e4	0.125	0.090	5.84				
18	50	13C2-PFTeDA	714.8 > 669.6	4.45e3	1.18e4	0.125	0.551	6.20	6.21	4.72	68.4114	68.4
19	51	d5-N-ETFOSA	531.1 > 168.9		1.18e4	0.125	0.127	6.22				
20	52	13C2-PFHxDA	815 > 769.7	3.04e3	1.18e4	0.125	0.752	6.51	6.52	3.22	34.2593	85.6
21	53	d7-N-MeFOSE	623.1 > 58.9		1.18e4	0.125	0.098	6.31				
22	54	d9-N-EtFOSE	639.2 > 58.8		1.18e4	0.125	0.086	6.45				
23	55	13C4-PFBA	217. > 171.8	8.55e3	8.55e3	0.125	1.000	1.46	1.51	12.5	100.0000	100.0
24	56	13C5-PFHxA	318 > 272.9	9.84e3	9.84e3	0.125	1.000	3.19	3.23	12.5	100.0000	100.0
25	57	13C3-PFHxS	401.9 > 79.9	2.53e3	2.53e3	0.125	1.000	3.96	3.99	12.5	100.0000	100.0
26	58	13C8-PFOA	421.3 > 376	9.32e3	9.32e3	0.125	1.000	4.33	4.36	12.5	100.0000	100.0
27	59	13C9-PFNA	472.2 > 426.9	8.95e3	8.95e3	0.125	1.000	4.70	4.78	12.5	100.0000	100.0
28	60	13C4-PFOS	503 > 79.9	2.70e3	2.70e3	0.125	1.000	4.84	4.87	12.5	100.0000	100.0
29	61	13C6-PFDA	519.1 > 473.7	9.91e3	9.91e3	0.125	1.000	5.14	5.16	12.5	100.0000	100.0
30	62	13C7-PFUdA	570.1 > 524.8	1.18e4	1.18e4	0.125	1.000	5.46	5.47	12.5	100.0000	100.0
31	63	Total PFHxS	398.9 > 79.6	0.00e0	8.29e2	0.125		3.85		0.000		
32	64	Total PFOA	413 > 368.7	8.85e1	1.00e4	0.125		4.21		0.110	0.8479	

KBF 2/27/2018

Vista Analytical Laboratory

Dataset: Z:\Projects\PFAS.PRO\Results\180224M1\180224M1-16.qld

Last Altered: Tuesday, February 27, 2018 09:09:16 Pacific Standard Time
Printed: Tuesday, February 27, 2018 09:10:30 Pacific Standard Time

Reviewed: CT 3/12/2018

Name: 180224M1_16, Date: 24-Feb-2018, Time: 15:17:06, ID: B8B0132-BLK1 Method Blank 0.125, Description: Method Blank

	#	Name	Trace	Area	IS Area	Wt./Vol.	RRF	Pred.RT	RT	y Axis Resp.	Conc.	%Rec
33	65	Total PFOS	499 > 79.9	0.00e0	2.35e3	0.125		4.73		0.000		
34	66	Total N-MeFOSAA	570.1 > 419	0.00e0	2.62e3	0.125		5.29		0.000		
35	67	Total N-EtFOSAA	584.2 > 419	0.00e0	3.46e3	0.125		5.45		0.000		

KBF 2/27/2018

Vista Analytical Laboratory

Dataset: Z:\Projects\PFAS.PRO\Results\180224M1\180224M1-16.qld

Last Altered: Tuesday, February 27, 2018 09:09:16 Pacific Standard Time
Printed: Tuesday, February 27, 2018 09:10:30 Pacific Standard Time

Reviewed: CT 3/12/2018

Method: Z:\Projects\PFAS.PRO\MethDB\PFAS_FULL_80C_022318.mdb 26 Feb 2018 09:30:45
Calibration: Z:\Projects\PFAS.PRO\CurveDB\C18_VAL-PFAS_Q4_02-23-18-FULL.cdb 24 Feb 2018 15:27:24

Name: 180224M1_16, Date: 24-Feb-2018, Time: 15:17:06, ID: B8B0132-BLK1 Method Blank 0.125, Description: Method Blank

PFBS

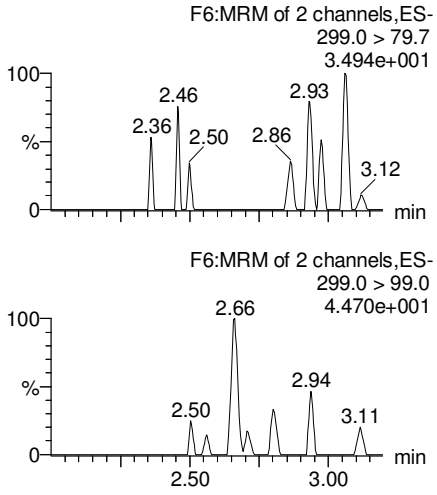

PFHxA

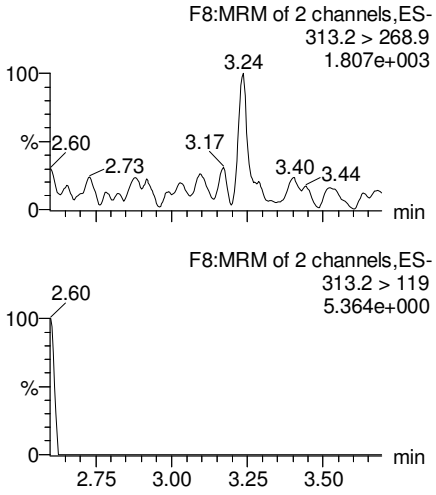

PFHpA

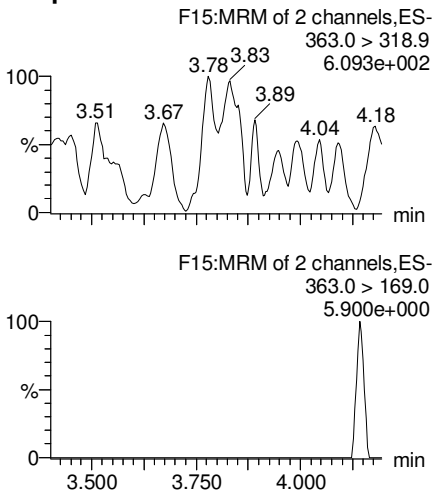

Total PFHxS

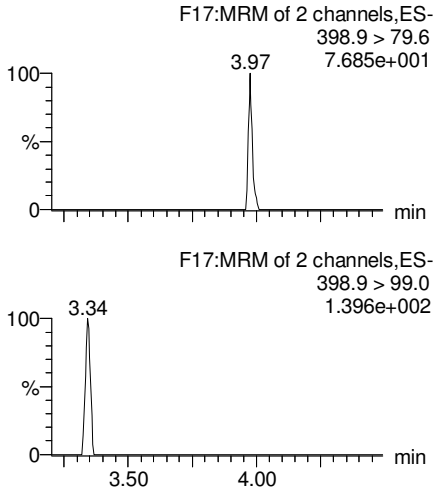

13C3-PFBS

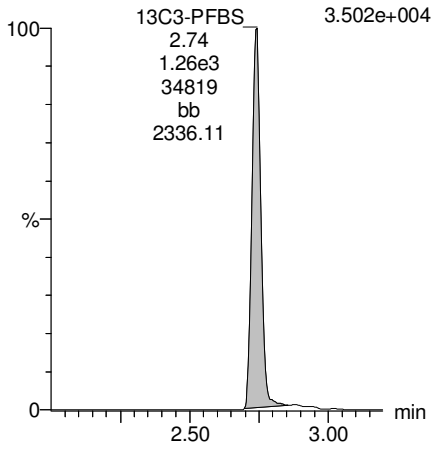

13C2-PFHxA

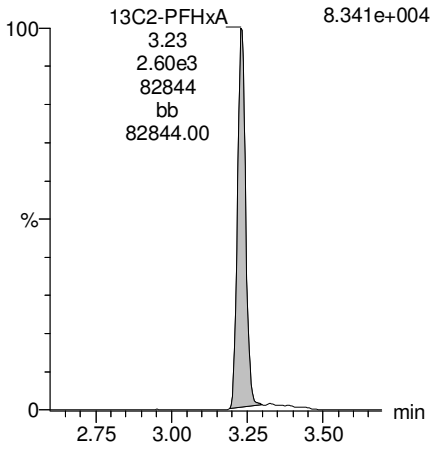

13C4-PFHpA

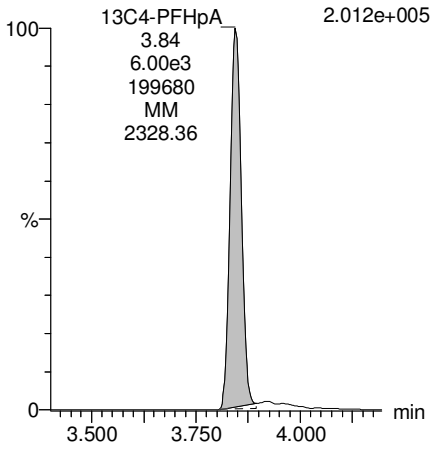

18O2-PFHxS

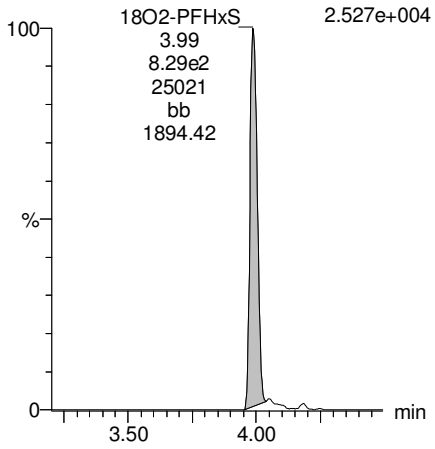

KBF 2/27/2018

Dataset: Z:\Projects\PFAS.PRO\Results\180224M1\180224M1-16.qld

Last Altered: Tuesday, February 27, 2018 09:09:16 Pacific Standard Time
Printed: Tuesday, February 27, 2018 09:10:30 Pacific Standard Time

Reviewed: CT 3/12/2018

Name: 180224M1_16, Date: 24-Feb-2018, Time: 15:17:06, ID: B8B0132-BLK1 Method Blank 0.125, Description: Method Blank

Total PFOA

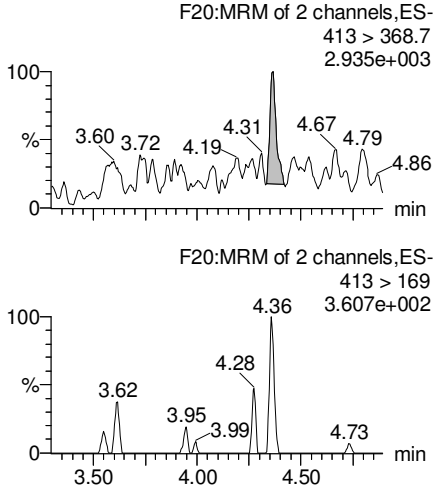

PFNA

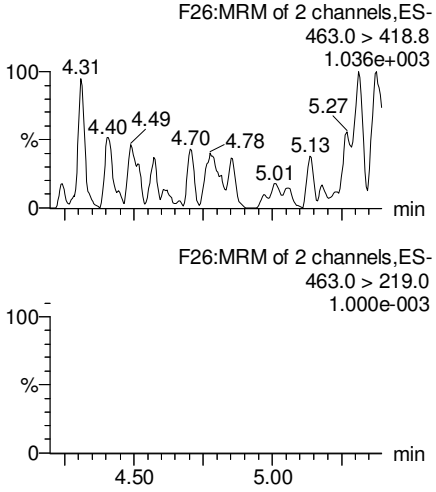

Total PFOS

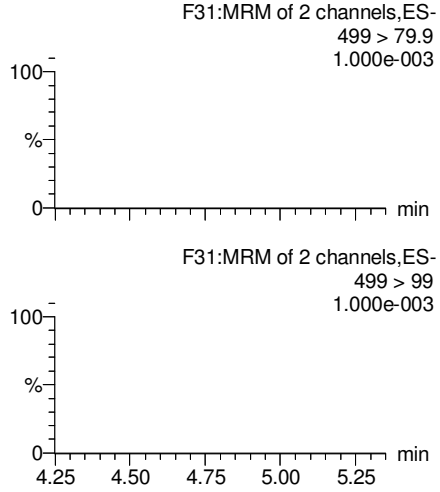

PFDA

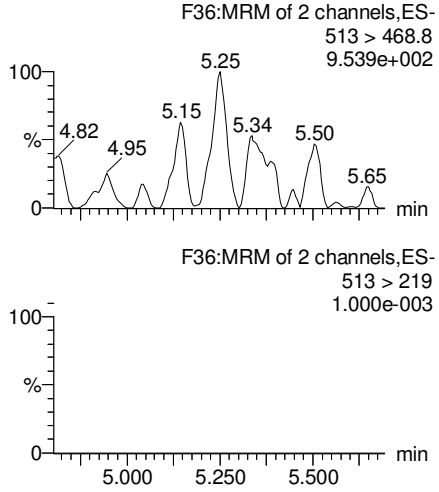

13C2-PFOA

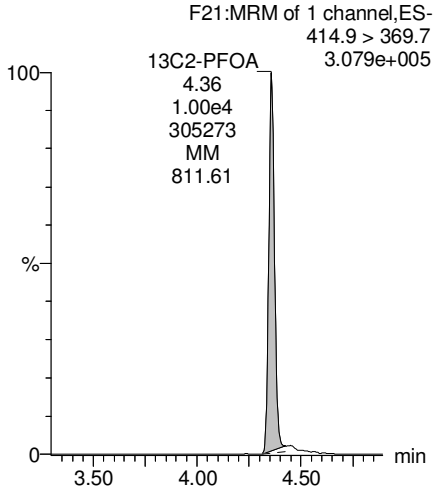

13C5-PFNA

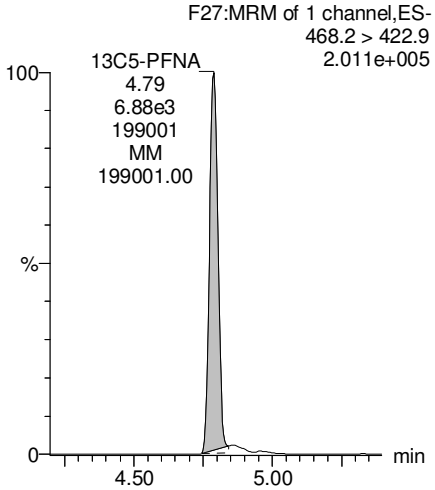

13C8-PFOS

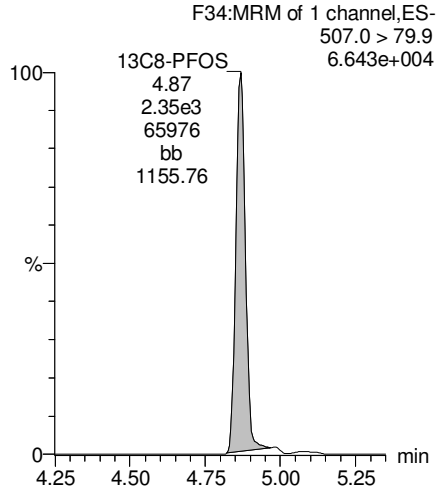

13C2-PFDA

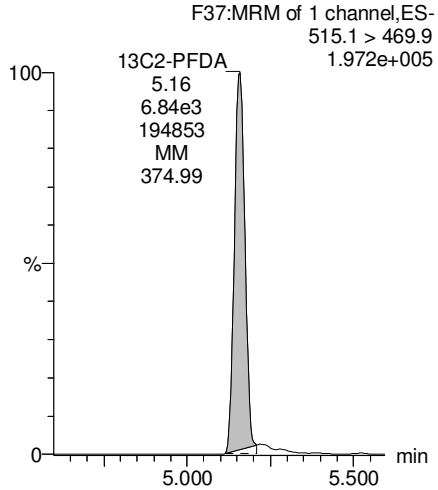

KBF 2/27/2018

Dataset: Z:\Projects\PFAS.PRO\Results\180224M1\180224M1-16.qld

Last Altered: Tuesday, February 27, 2018 09:09:16 Pacific Standard Time
Printed: Tuesday, February 27, 2018 09:10:30 Pacific Standard Time

Reviewed: CT 3/12/2018

Name: 180224M1_16, Date: 24-Feb-2018, Time: 15:17:06, ID: B8B0132-BLK1 Method Blank 0.125, Description: Method Blank

PFUdA

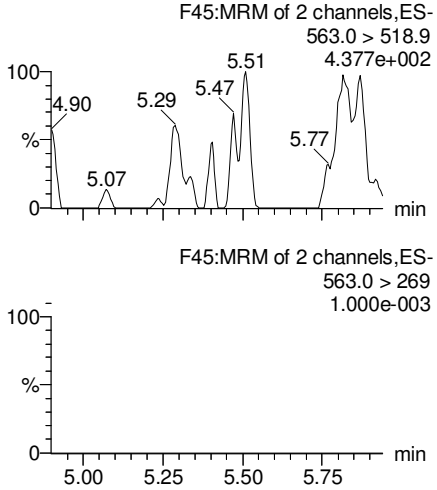

N-MeFOSAA

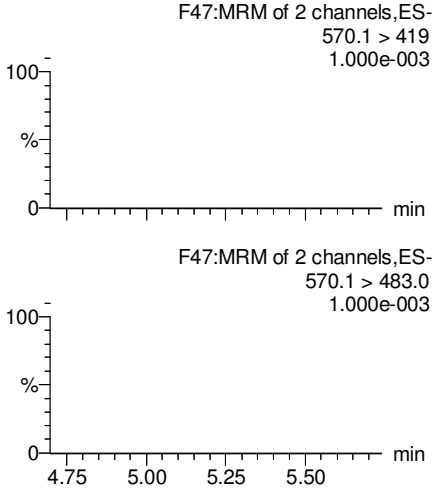

N-EtFOSAA

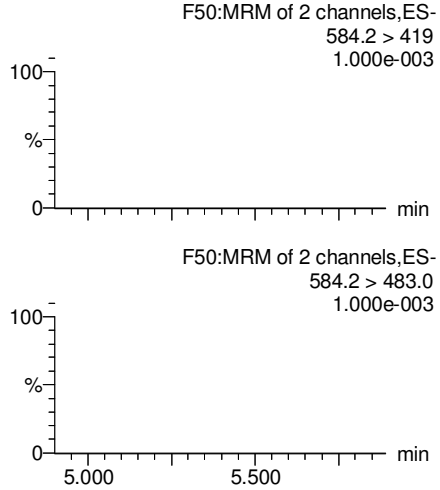

PFDoA

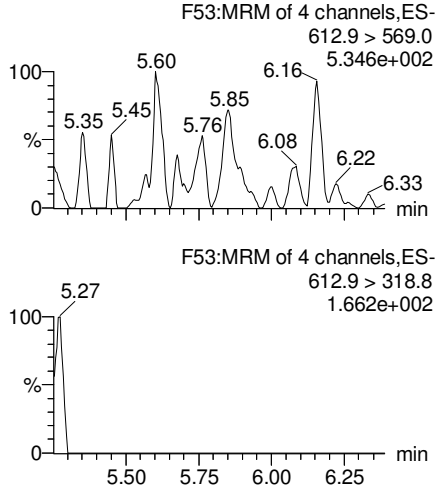

13C2-PFUdA

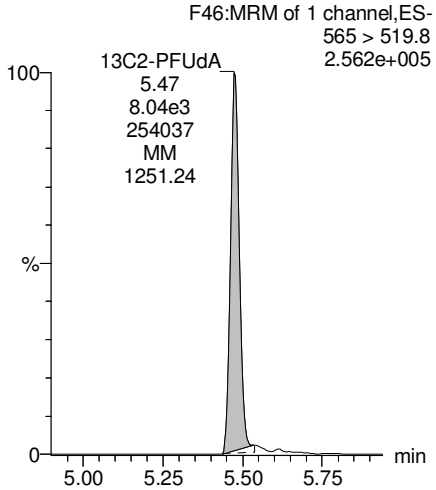

d3-N-MeFOSAA

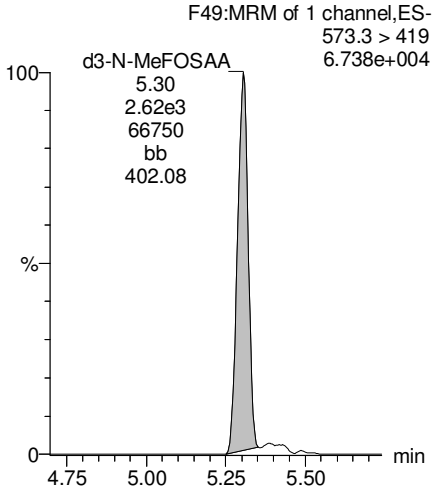

d5-N-EtFOSAA

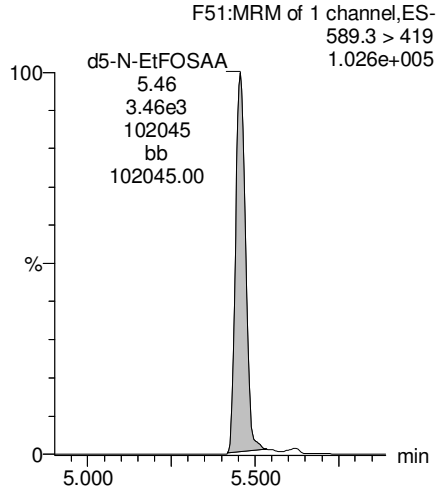

13C2-PFDoA

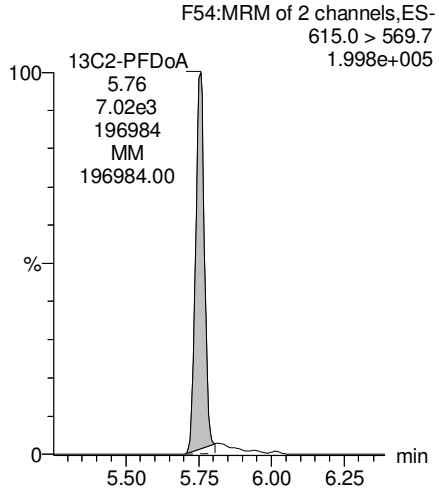

KBF 2/27/2018

Dataset: Z:\Projects\PFAS.PRO\Results\180224M1\180224M1-16.qld

Last Altered: Tuesday, February 27, 2018 09:09:16 Pacific Standard Time
Printed: Tuesday, February 27, 2018 09:10:30 Pacific Standard Time

Reviewed: CT 3/12/2018

Name: 180224M1_16, Date: 24-Feb-2018, Time: 15:17:06, ID: B8B0132-BLK1 Method Blank 0.125, Description: Method Blank

PFTrDA

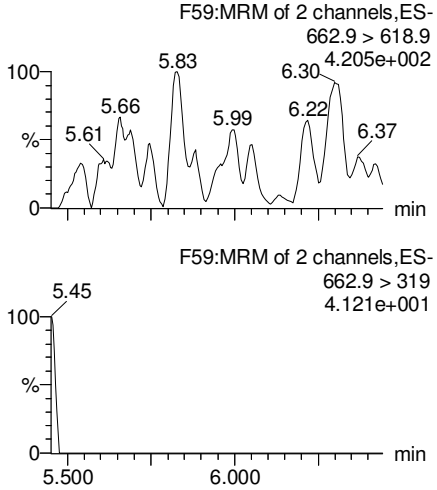

PFTeDA

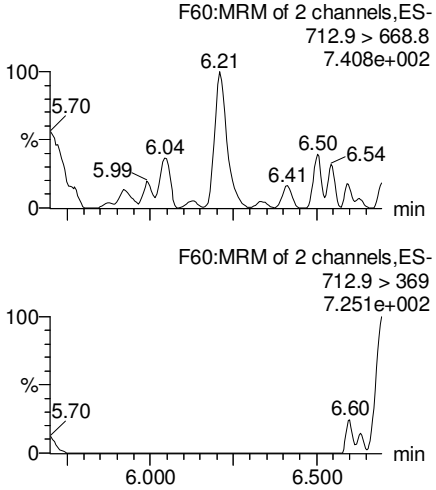

TCDA

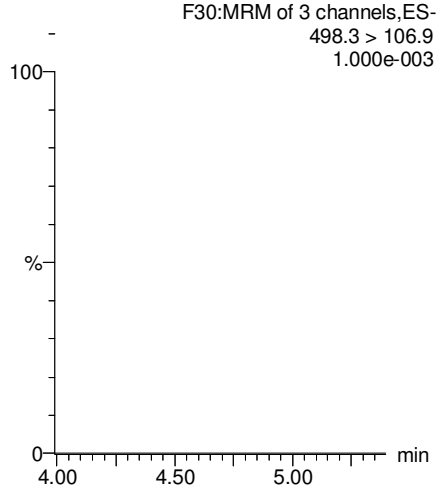

13C5-PFHxA

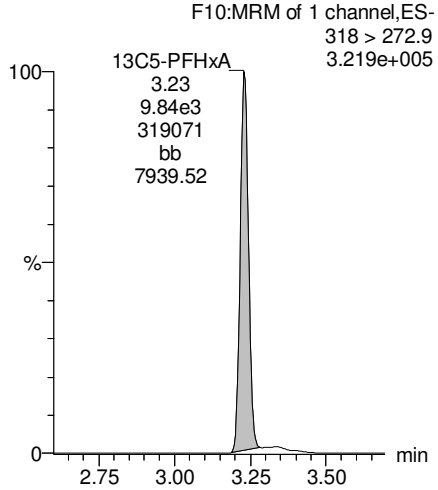

13C2-PFDoA

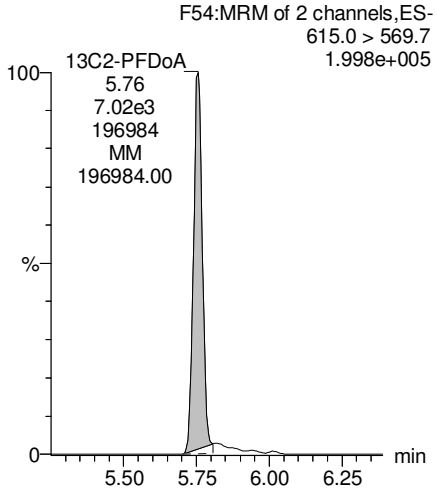

13C2-PFTeDA

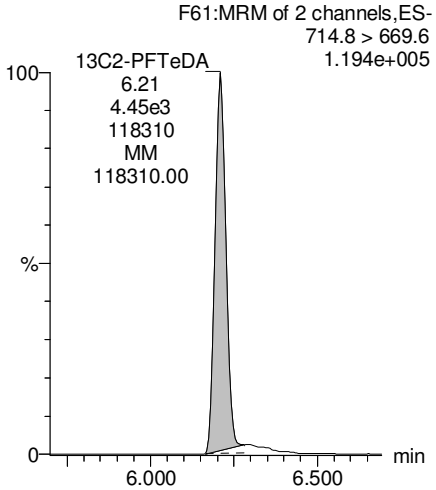

13C8-PFOS

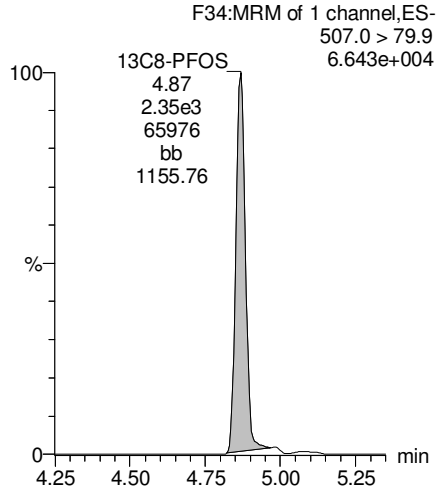

13C8-PFOA

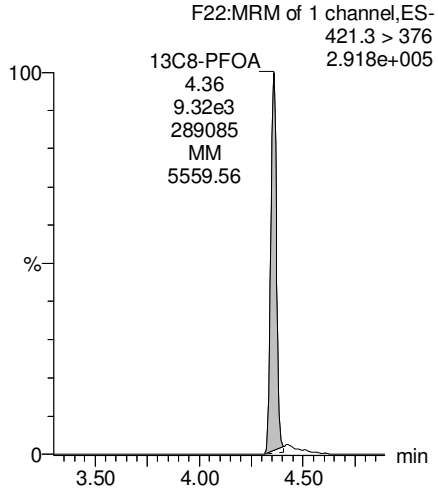

KBF 2/27/2018

Dataset: Z:\Projects\PFAS.PRO\Results\180224M1\180224M1-16.qld

Last Altered: Tuesday, February 27, 2018 09:09:16 Pacific Standard Time
Printed: Tuesday, February 27, 2018 09:10:30 Pacific Standard Time

Reviewed: CT 3/12/2018

Name: 180224M1_16, Date: 24-Feb-2018, Time: 15:17:06, ID: B8B0132-BLK1 Method Blank 0.125, Description: Method Blank

13C3-PFHxS

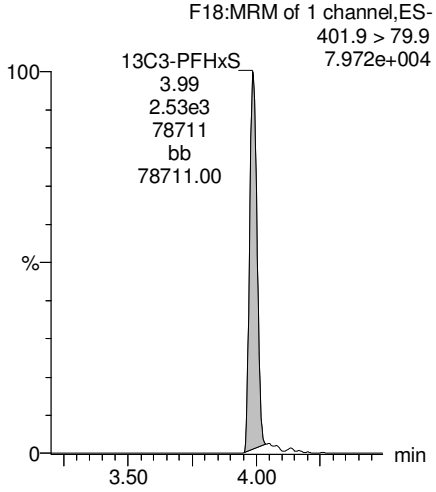

13C9-PFNA

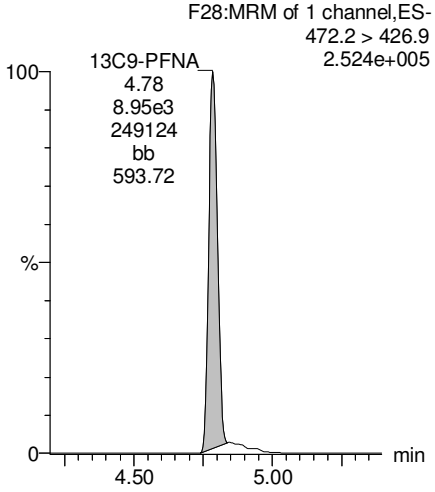

13C4-PFOS

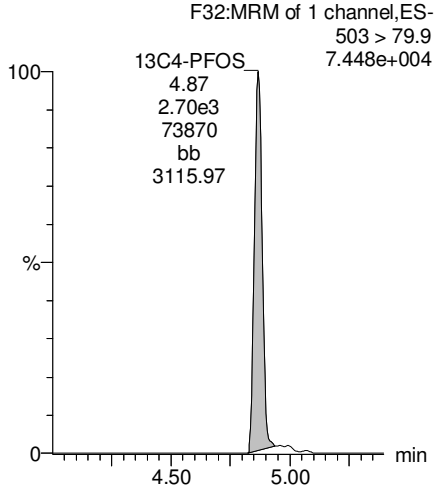

13C6-PFDA

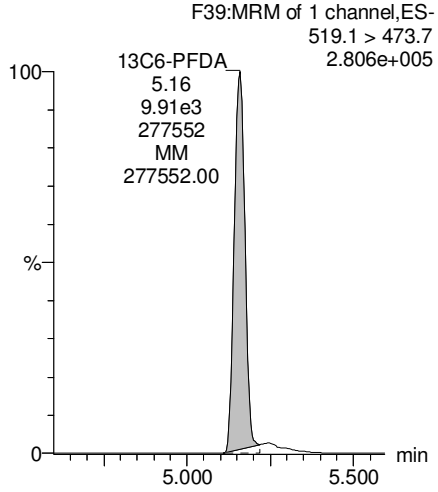

13C7-PFUdA

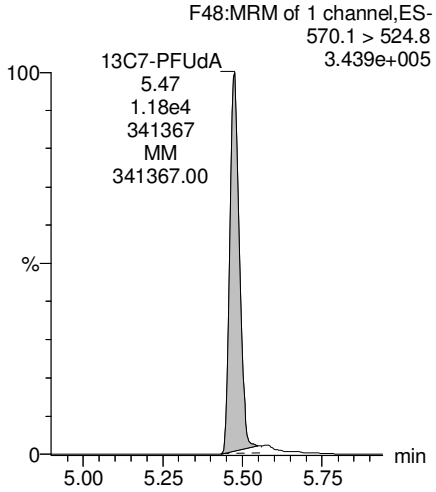

KBF 2/27/2018

Vista Analytical Laboratory

rev: ANP 3/9/2018

Dataset: Z:\Projects\PFAS.PRO\Results\180224M1\180224M1-15.qld

Last Altered: Tuesday, February 27, 2018 08:45:20 Pacific Standard Time
Printed: Tuesday, February 27, 2018 08:50:22 Pacific Standard Time

Method: Z:\Projects\PFAS.PRO\MethDB\PFAS_FULL_80C_022318.mdb 26 Feb 2018 09:30:45
Calibration: Z:\Projects\PFAS.PRO\CurveDB\C18_VAL-PFAS_Q4_02-23-18-FULL.cdb 24 Feb 2018 15:27:24

Name: 180224M1_15, Date: 24-Feb-2018, Time: 15:05:36, ID: B8B0132-BS1 OPR 0.125, Description: OPR

	#	Name	Trace	Area	IS Area	Wt./Vol.	RRF	Pred.RT	RT	y Axis Resp.	Conc.	%Rec
1	3	PFBS	299.0 > 79.7	1.77e3	1.05e3	0.125		2.60	2.74	21.1	91.0406	113.8
2	5	PFHxA	313.2 > 268.9	8.57e3	2.77e3	0.125		3.19	3.24	15.5	82.0363	102.5
3	7	PFHpA	363.0 > 318.9	7.60e3	6.95e3	0.125		3.81	3.85	13.7	83.6268	104.5
4	8	L-PFHxS	398.9 > 79.6	1.37e3	1.00e3	0.125		4.17	3.99	17.0	73.8656	92.3
5	11	L-PFOA	413 > 368.7	8.34e3	9.65e3	0.125		4.40	4.36	10.8	86.9791	108.7
6	14	PFNA	463.0 > 418.8	8.61e3	7.48e3	0.125		4.76	4.79	14.4	91.5415	114.4
7	16	L-PFOS	499 > 79.9	2.27e3	2.60e3	0.125		4.95	4.87	10.9	80.1850	100.2
8	18	PFDA	513 > 468.8	7.82e3	8.98e3	0.125		5.14	5.16	10.9	66.5611	83.2
9	21	N-MeFOSAA	570.1 > 419	3.71e3	3.47e3	0.125		5.29	5.31	13.4	73.7819	92.2
10	22	N-EtFOSAA	584.2 > 419	3.16e3	4.02e3	0.125		5.45	5.46	9.80	76.4753	95.6
11	23	PFUdA	563.0 > 518.9	7.05e3	8.75e3	0.125		5.46	5.48	10.1	81.2114	101.5

KBF 2/27/2018

Vista Analytical Laboratory

rev: ANP 3/9/2018

Dataset: Z:\Projects\PFAS.PRO\Results\180224M1\180224M1-15.qld

Last Altered: Tuesday, February 27, 2018 08:45:20 Pacific Standard Time
Printed: Tuesday, February 27, 2018 08:50:37 Pacific Standard Time

Method: Z:\Projects\PFAS.PRO\MethDB\PFAS_FULL_80C_022318.mdb 26 Feb 2018 09:30:45
Calibration: Z:\Projects\PFAS.PRO\CurveDB\C18_VAL-PFAS_Q4_02-23-18-FULL.cdb 24 Feb 2018 15:27:24

Name: 180224M1_15, Date: 24-Feb-2018, Time: 15:05:36, ID: B8B0132-BS1 OPR 0.125, Description: OPR

	#	Name	Trace	Area	IS Area	Wt./Vol.	RRF	Pred.RT	RT	y Axis Resp.	Conc.	%Rec	
1	25	PFDoA	612.9 > 569.0	7.35e3	8.20e3	0.125		5.74	5.76	11.2	72.4354	90.5	
2	27	PFTrDA	662.9 > 618.9	1.18e4	8.20e3	0.125		5.98	6.00	18.0	109.0765	136.3	H
3	28	PFTeDA	712.9 > 668.8	8.41e3	4.50e3	0.125		6.20	6.21	23.4	96.9846	121.2	
4	36	13C3-PFBS	302. > 98.8	1.05e3	1.03e4	0.125	0.116	2.69	2.74	1.27	87.6015	87.6	
5	37	13C2-PFHxA	315 > 269.8	2.77e3	1.03e4	0.125	0.732	3.19	3.23	3.36	36.6826	91.7	
6	38	13C4-PFHpA	367.2 > 321.8	6.95e3	1.03e4	0.125	0.717	3.81	3.85	8.42	93.9794	94.0	
7	39	18O2-PFHxS	403.0 > 102.6	1.00e3	2.71e3	0.125	0.368	3.96	3.99	4.64	100.9240	100.9	
8	40	13C2-PFOA	414.9 > 369.7	9.65e3	7.86e3	0.125	1.311	4.33	4.36	15.4	93.7196	93.7	
9	41	13C5-PFNA	468.2 > 422.9	7.48e3	9.68e3	0.125	0.974	4.76	4.79	9.66	79.3391	79.3	
10	42	13C8-PFOSA	506.1 > 77.7	1.38e3	1.12e4	0.125	0.187	4.83	4.85	1.54	65.7094	65.7	
11	43	13C8-PFOS	507.0 > 79.9	2.60e3	2.59e3	0.125	1.075	4.84	4.87	12.6	93.5481	93.5	
12	44	13C2-PFDA	515.1 > 469.9	8.98e3	9.78e3	0.125	1.019	5.14	5.15	11.5	90.0571	90.1	
13	45	d3-N-MeFOSAA	573.3 > 419	3.47e3	1.12e4	0.125	0.325	5.29	5.30	3.88	95.4465	95.4	
14	46	d5-N-EtFOSAA	589.3 > 419	4.02e3	1.12e4	0.125	0.345	5.45	5.46	4.50	104.4641	104.5	
15	47	13C2-PFUdA	565 > 519.8	8.75e3	1.12e4	0.125	1.071	5.46	5.47	9.79	73.1532	73.2	
16	48	13C2-PFDoA	615.0 > 569.7	8.20e3	1.12e4	0.125	0.995	5.74	5.76	9.18	73.8193	73.8	
17	49	d3-N-MeFOSA	515.2 > 168.9		1.12e4	0.125	0.090	5.84					
18	50	13C2-PFTeDA	714.8 > 669.6	4.50e3	1.12e4	0.125	0.551	6.20	6.21	5.03	73.0199	73.0	
19	51	d5-N-ETFOSA	531.1 > 168.9		1.12e4	0.125	0.127	6.22					
20	52	13C2-PFHxDA	815 > 769.7	2.94e3	1.12e4	0.125	0.752	6.51	6.53	3.29	35.0572	87.6	
21	53	d7-N-MeFOSE	623.1 > 58.9		1.12e4	0.125	0.098	6.31					
22	54	d9-N-EtFOSE	639.2 > 58.8		1.12e4	0.125	0.086	6.45					
23	55	13C4-PFBA	217. > 171.8	9.89e3	9.89e3	0.125	1.000	1.46	1.51	12.5	100.0000	100.0	
24	56	13C5-PFHxA	318 > 272.9	1.03e4	1.03e4	0.125	1.000	3.19	3.23	12.5	100.0000	100.0	
25	57	13C3-PFHxS	401.9 > 79.9	2.71e3	2.71e3	0.125	1.000	3.96	3.99	12.5	100.0000	100.0	
26	58	13C8-PFOA	421.3 > 376	7.86e3	7.86e3	0.125	1.000	4.33	4.36	12.5	100.0000	100.0	
27	59	13C9-PFNA	472.2 > 426.9	9.68e3	9.68e3	0.125	1.000	4.70	4.79	12.5	100.0000	100.0	
28	60	13C4-PFOS	503 > 79.9	2.59e3	2.59e3	0.125	1.000	4.84	4.87	12.5	100.0000	100.0	
29	61	13C6-PFDA	519.1 > 473.7	9.78e3	9.78e3	0.125	1.000	5.14	5.16	12.5	100.0000	100.0	
30	62	13C7-PFUdA	570.1 > 524.8	1.12e4	1.12e4	0.125	1.000	5.46	5.47	12.5	100.0000	100.0	
31	63	Total PFHxS	398.9 > 79.6	1.37e3	1.00e3	0.125		3.85		17.0	73.8656		
32	64	Total PFOA	413 > 368.7	8.34e3	9.65e3	0.125		4.21		10.8	86.9791		

KBF 2/27/2018

Vista Analytical Laboratory

rev: ANP 3/9/2018

Dataset: Z:\Projects\PFAS.PRO\Results\180224M1\180224M1-15.qld

Last Altered: Tuesday, February 27, 2018 08:45:20 Pacific Standard Time
Printed: Tuesday, February 27, 2018 08:50:37 Pacific Standard Time

Name: 180224M1_15, Date: 24-Feb-2018, Time: 15:05:36, ID: B8B0132-BS1 OPR 0.125, Description: OPR

	#	Name	Trace	Area	IS Area	Wt./Vol.	RRF	Pred.RT	RT	y Axis Resp.	Conc.	%Rec
33	65	Total PFOS	499 > 79.9	2.27e3	2.60e3	0.125		4.73		10.9	80.1850	
34	66	Total N-MeFOSAA	570.1 > 419	3.71e3	3.47e3	0.125		5.29		13.4	73.7819	
35	67	Total N-EtFOSAA	584.2 > 419	3.16e3	4.02e3	0.125		5.45		9.80	76.4753	

KBF 2/27/2018

Vista Analytical Laboratory

rev: ANP 3/9/2018

Dataset: Z:\Projects\PFAS.PRO\Results\180224M1\180224M1-15.qld

Last Altered: Tuesday, February 27, 2018 08:45:20 Pacific Standard Time
Printed: Tuesday, February 27, 2018 08:50:37 Pacific Standard Time

Method: Z:\Projects\PFAS.PRO\MethDB\PFAS_FULL_80C_022318.mdb 26 Feb 2018 09:30:45
Calibration: Z:\Projects\PFAS.PRO\CurveDB\C18_VAL-PFAS_Q4_02-23-18-FULL.cdb 24 Feb 2018 15:27:24

Name: 180224M1_15, Date: 24-Feb-2018, Time: 15:05:36, ID: B8B0132-BS1 OPR 0.125, Description: OPR

PFBS

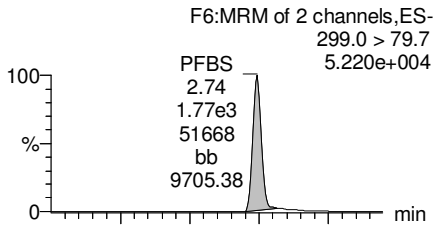

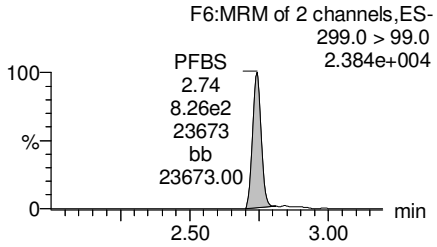

PFHxA

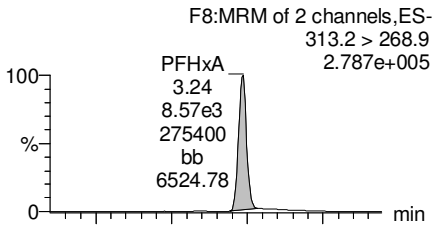

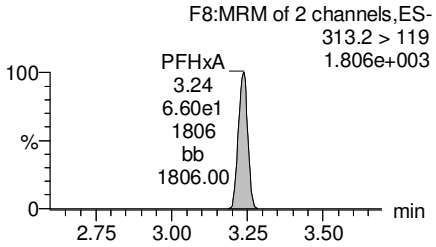

PFHpA

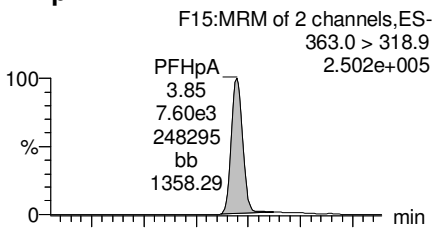

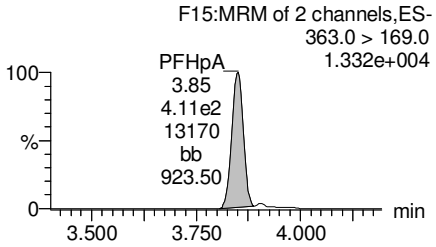

Total PFHxS

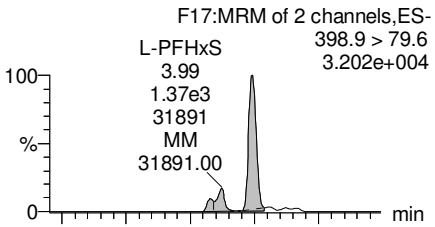

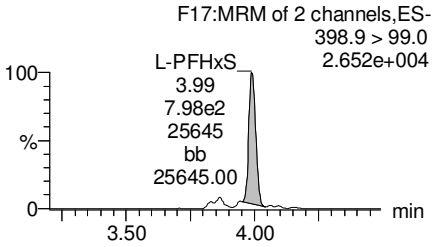

13C3-PFBS

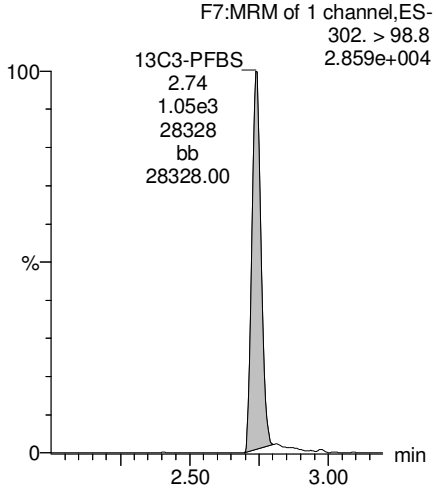

13C2-PFHxA

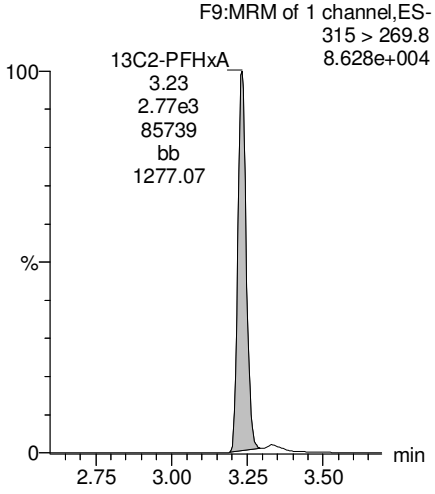

13C4-PFHpA

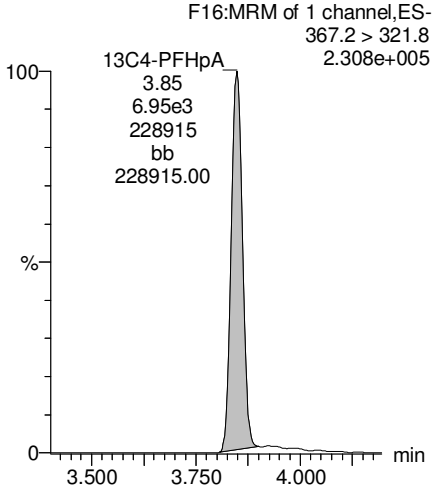

18O2-PFHxS

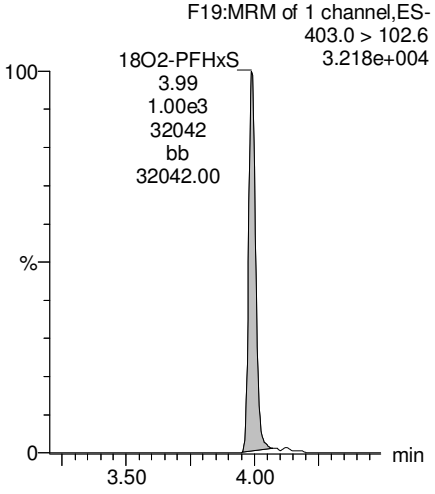

KBF 2/27/2018

Dataset: Z:\Projects\PFAS.PRO\Results\180224M1\180224M1-15.qld

Last Altered: Tuesday, February 27, 2018 08:45:20 Pacific Standard Time
Printed: Tuesday, February 27, 2018 08:50:37 Pacific Standard Time

Name: 180224M1_15, Date: 24-Feb-2018, Time: 15:05:36, ID: B8B0132-BS1 OPR 0.125, Description: OPR

Total PFOA

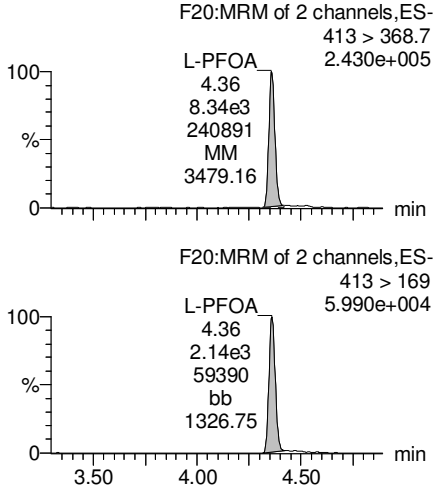

PFNA

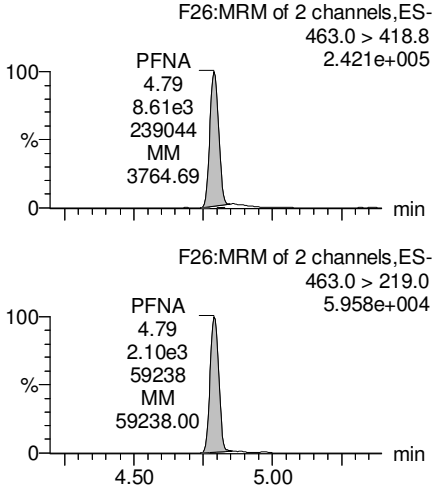

Total PFOS

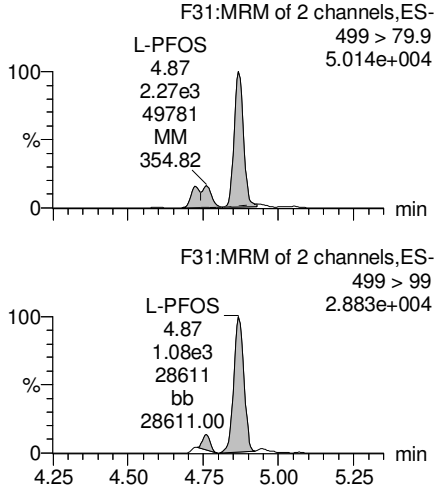

PFDA

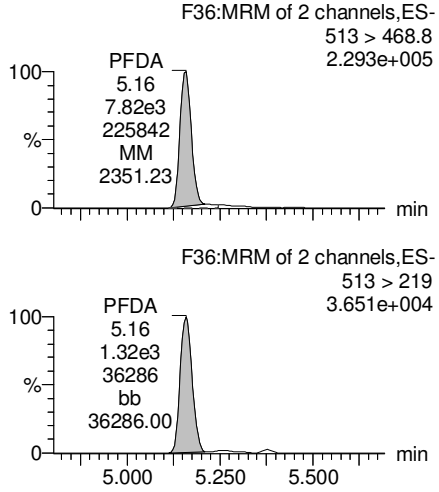

13C2-PFOA

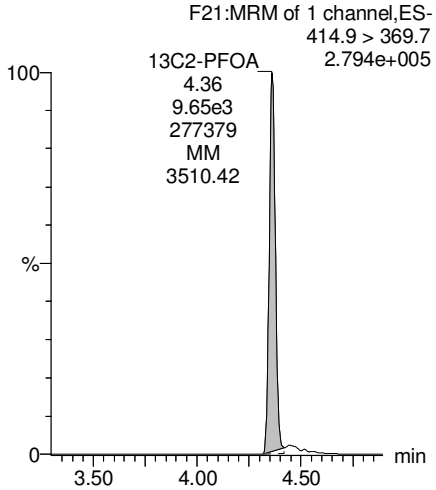

13C5-PFNA

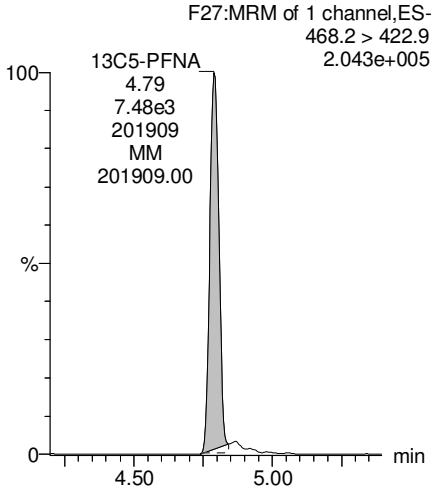

13C8-PFOS

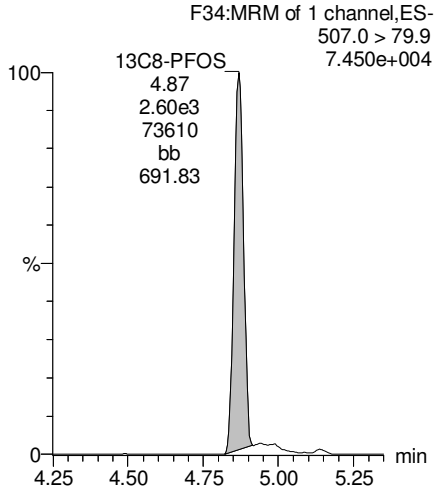

13C2-PFDA

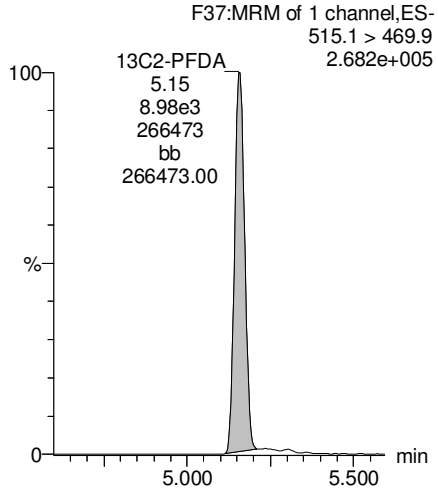

KBF 2/27/2018

Dataset: Z:\Projects\PFAS.PRO\Results\180224M1\180224M1-15.qld

Last Altered: Tuesday, February 27, 2018 08:45:20 Pacific Standard Time
Printed: Tuesday, February 27, 2018 08:50:37 Pacific Standard Time

Name: 180224M1_15, Date: 24-Feb-2018, Time: 15:05:36, ID: B8B0132-BS1 OPR 0.125, Description: OPR

PFUdA

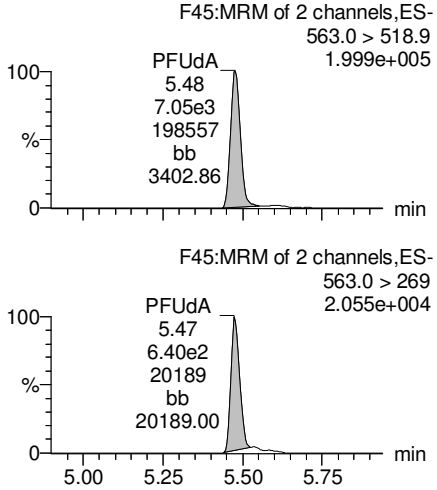

N-MeFOSAA

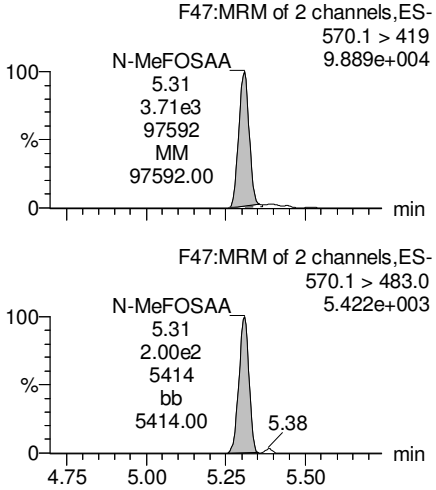

N-EtFOSAA

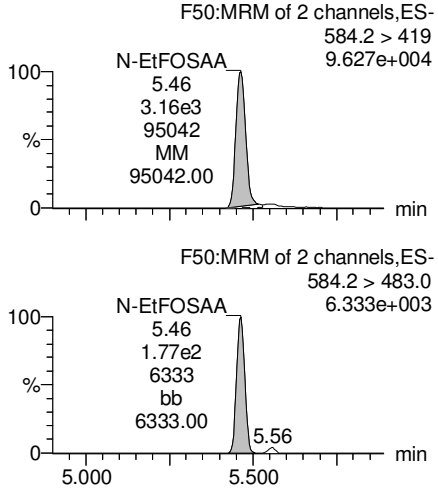

PFDoA

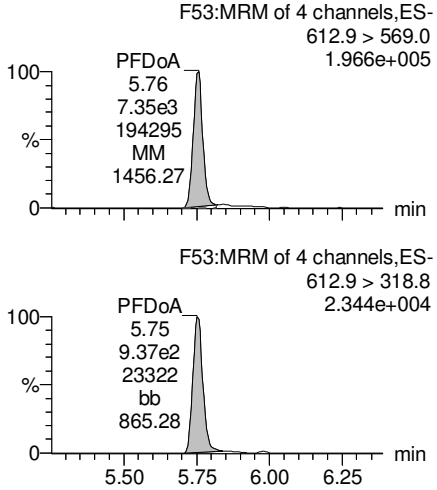

13C2-PFUdA

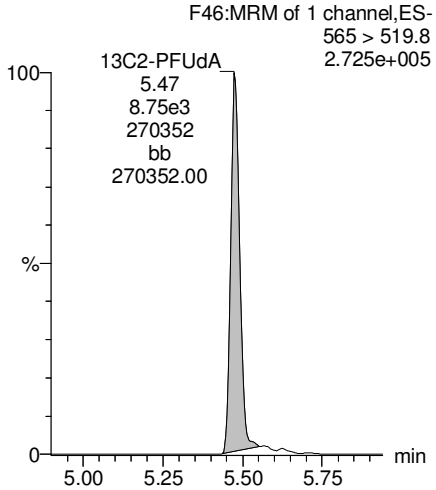

d3-N-MeFOSAA

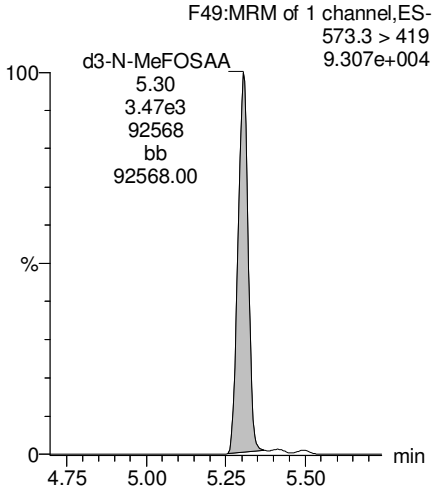

d5-N-EtFOSAA

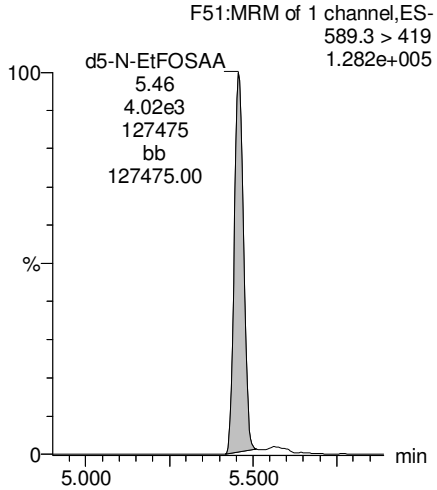

13C2-PFDoA

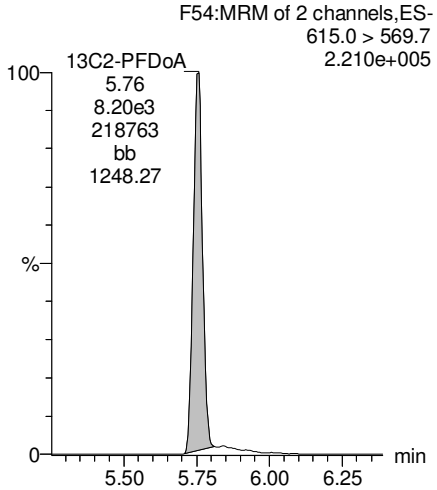

KBF 2/27/2018

Dataset: Z:\Projects\PFAS.PRO\Results\180224M1\180224M1-15.qld

Last Altered: Tuesday, February 27, 2018 08:45:20 Pacific Standard Time
Printed: Tuesday, February 27, 2018 08:50:37 Pacific Standard Time

Name: 180224M1_15, Date: 24-Feb-2018, Time: 15:05:36, ID: B8B0132-BS1 OPR 0.125, Description: OPR

PFTrDA

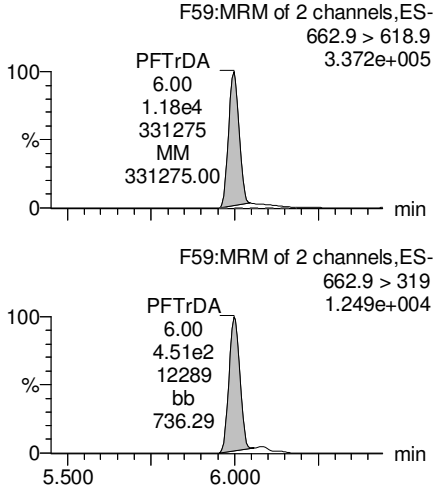

PFTeDA

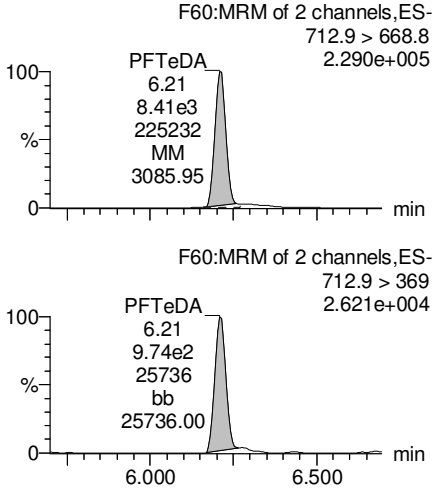

TCDA

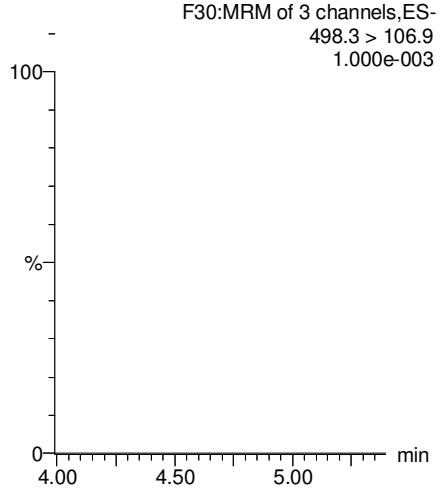

13C5-PFHxA

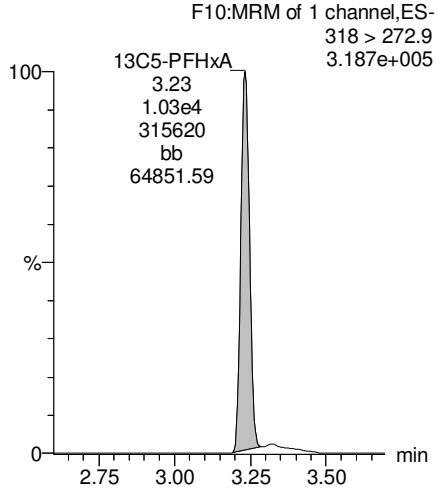

13C2-PFDoA

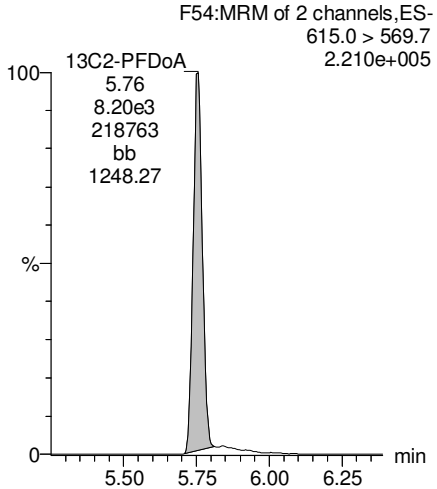

13C2-PFTeDA

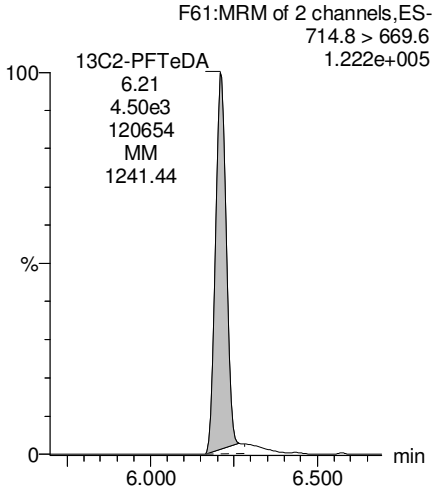

13C8-PFOS

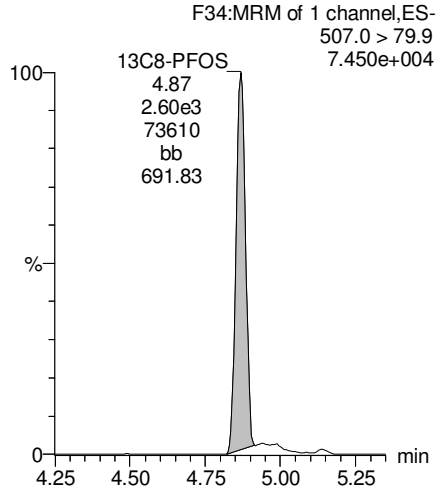

13C8-PFOA

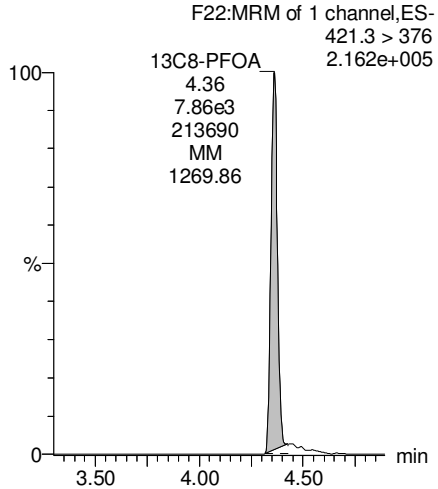

KBF 2/27/2018

Dataset: Z:\Projects\PFAS.PRO\Results\180224M1\180224M1-15.qld

Last Altered: Tuesday, February 27, 2018 08:45:20 Pacific Standard Time
Printed: Tuesday, February 27, 2018 08:50:37 Pacific Standard Time

Name: 180224M1_15, Date: 24-Feb-2018, Time: 15:05:36, ID: B8B0132-BS1 OPR 0.125, Description: OPR

13C3-PFHxS

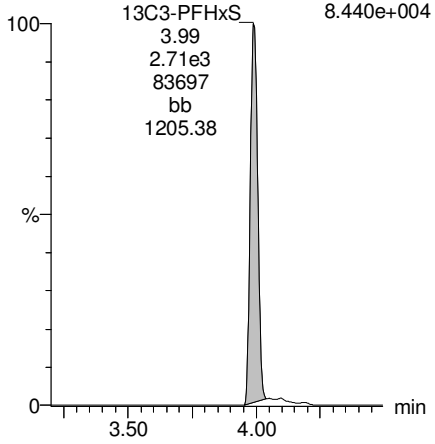

13C9-PFNA

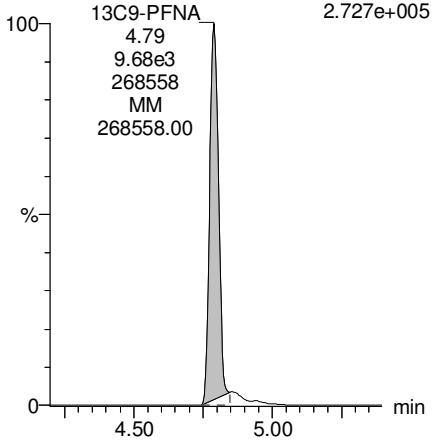

13C4-PFOS

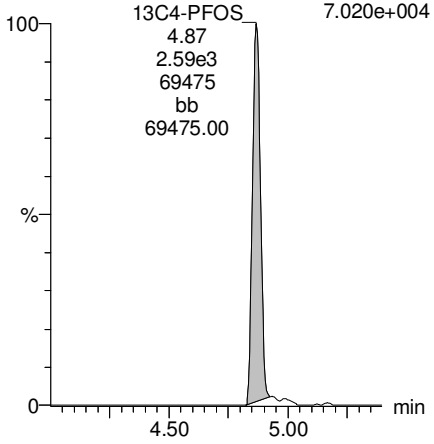

13C6-PFDA

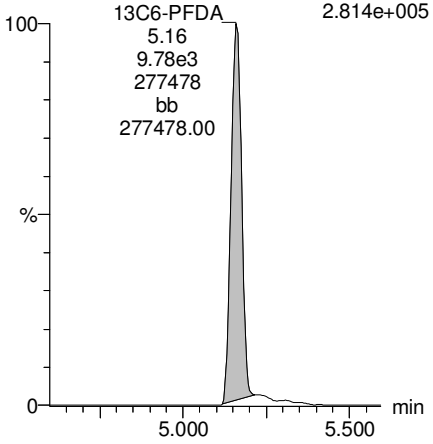

13C7-PFUdA

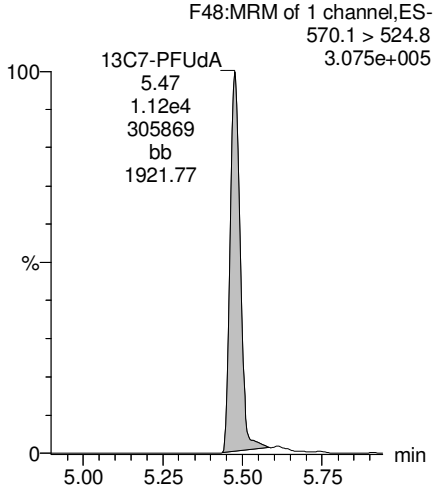

KBF 2/27/2018

Vista Analytical Laboratory

rev: ANP 3/9/2018

Dataset: Z:\Projects\PFAS.PRO\Results\180224M1\180224M1-19.qld

Last Altered: Tuesday, February 27, 2018 10:05:11 Pacific Standard Time
Printed: Tuesday, February 27, 2018 10:06:21 Pacific Standard Time

Method: Z:\Projects\PFAS.PRO\MethDB\PFAS_FULL_80C_022318.mdb 26 Feb 2018 09:30:45
Calibration: Z:\Projects\PFAS.PRO\CurveDB\C18_VAL-PFAS_Q4_02-23-18-FULL.cdb 24 Feb 2018 15:27:24

Name: 180224M1_19, Date: 24-Feb-2018, Time: 15:51:30, ID: 1800342-01 WI-AF-29-MW-4-0218 0.12269, Description: WI-AF-29-MW-4-0218

	#	Name	Trace	Area	IS Area	Wt./Vol.	RRF	Pred.RT	RT	y Axis Resp.	Conc.	%Rec
1	3	PFBS	299.0 > 79.7		1.27e3	0.123		2.60				
2	5	PFHxA	313.2 > 268.9		2.73e3	0.123		3.19				
3	7	PFHpA	363.0 > 318.9		6.12e3	0.123		3.81				
4	8	L-PFHxS	398.9 > 79.6	5.06e0	8.68e2	0.123		4.17	3.99	0.0729	0.7373	
5	11	L-PFOA	413 > 368.7		1.01e4	0.123		4.40				
6	14	PFNA	463.0 > 418.8		7.75e3	0.123		4.76				
7	16	L-PFOS	499 > 79.9	3.01e0	2.29e3	0.123		4.95	4.75	0.0164	0.5899	
8	18	PFDA	513 > 468.8		7.58e3	0.123		5.14				
9	21	N-MeFOSAA	570.1 > 419		2.74e3	0.123		5.29				
10	22	N-EtFOSAA	584.2 > 419		3.61e3	0.123		5.45				
11	23	PFUdA	563.0 > 518.9		8.19e3	0.123		5.46				

KBF 2/27/2018

Vista Analytical Laboratory

rev: ANP 3/9/2018

Dataset: Z:\Projects\PFAS.PRO\Results\180224M1\180224M1-19.qld

Last Altered: Tuesday, February 27, 2018 10:05:11 Pacific Standard Time
Printed: Tuesday, February 27, 2018 10:06:34 Pacific Standard Time

Method: Z:\Projects\PFAS.PRO\MethDB\PFAS_FULL_80C_022318.mdb 26 Feb 2018 09:30:45
Calibration: Z:\Projects\PFAS.PRO\CurveDB\C18_VAL-PFAS_Q4_02-23-18-FULL.cdb 24 Feb 2018 15:27:24

Name: 180224M1_19, Date: 24-Feb-2018, Time: 15:51:30, ID: 1800342-01 WI-AF-29-MW-4-0218 0.12269, Description: WI-AF-29-MW-4-0218

	#	Name	Trace	Area	IS Area	Wt./Vol.	RRF	Pred.RT	RT	y Axis Resp.	Conc.	%Rec
1	25	PFDoA	612.9 > 569.0		8.03e3	0.123		5.74				
2	27	PFTrDA	662.9 > 618.9		8.03e3	0.123		5.98				
3	28	PFTeDA	712.9 > 668.8		4.68e3	0.123		6.20				
4	36	13C3-PFBS	302. > 98.8	1.27e3	1.10e4	0.123	0.116	2.69	2.74	1.44	101.0086	99.1
5	37	13C2-PFHxA	315 > 269.8	2.73e3	1.10e4	0.123	0.732	3.19	3.23	3.10	34.5083	84.7
6	38	13C4-PFHpA	367.2 > 321.8	6.12e3	1.10e4	0.123	0.717	3.81	3.84	6.94	78.9548	77.5
7	39	18O2-PFHxS	403.0 > 102.6	8.68e2	2.84e3	0.123	0.368	3.96	3.99	3.83	84.7824	83.2
8	40	13C2-PFOA	414.9 > 369.7	1.01e4	9.04e3	0.123	1.311	4.33	4.35	14.0	86.8965	85.3
9	41	13C5-PFNA	468.2 > 422.9	7.75e3	9.47e3	0.123	0.974	4.76	4.78	10.2	85.6489	84.1
10	42	13C8-PFOSA	506.1 > 77.7	1.08e3	1.19e4	0.123	0.187	4.83	4.84	1.13	49.1070	48.2
11	43	13C8-PFOS	507.0 > 79.9	2.29e3	2.72e3	0.123	1.075	4.84	4.86	10.5	79.9260	78.4
12	44	13C2-PFDA	515.1 > 469.9	7.58e3	9.15e3	0.123	1.019	5.14	5.15	10.4	82.8070	81.3
13	45	d3-N-MeFOSAA	573.3 > 419	2.74e3	1.19e4	0.123	0.325	5.29	5.30	2.88	72.0982	70.8
14	46	d5-N-EtFOSAA	589.3 > 419	3.61e3	1.19e4	0.123	0.345	5.45	5.45	3.78	89.3642	87.7
15	47	13C2-PFUdA	565 > 519.8	8.19e3	1.19e4	0.123	1.071	5.46	5.47	8.58	65.3100	64.1
16	48	13C2-PFDoA	615.0 > 569.7	8.03e3	1.19e4	0.123	0.995	5.74	5.75	8.42	68.9640	67.7
17	49	d3-N-MeFOSA	515.2 > 168.9		1.19e4	0.123	0.090	5.84				
18	50	13C2-PFTeDA	714.8 > 669.6	4.68e3	1.19e4	0.123	0.551	6.20	6.21	4.91	72.5386	71.2
19	51	d5-N-ETFOSA	531.1 > 168.9		1.19e4	0.123	0.127	6.22				
20	52	13C2-PFHxDA	815 > 769.7	2.88e3	1.19e4	0.123	0.752	6.51	6.52	3.02	32.7870	80.5
21	53	d7-N-MeFOSE	623.1 > 58.9		1.19e4	0.123	0.098	6.31				
22	54	d9-N-EtFOSE	639.2 > 58.8		1.19e4	0.123	0.086	6.45				
23	55	13C4-PFBA	217. > 171.8	8.91e3	8.91e3	0.123	1.000	1.46	1.51	12.5	101.8828	100.0
24	56	13C5-PFHxA	318 > 272.9	1.10e4	1.10e4	0.123	1.000	3.19	3.23	12.5	101.8828	100.0
25	57	13C3-PFHxS	401.9 > 79.9	2.84e3	2.84e3	0.123	1.000	3.96	3.99	12.5	101.8828	100.0
26	58	13C8-PFOA	421.3 > 376	9.04e3	9.04e3	0.123	1.000	4.33	4.35	12.5	101.8828	100.0
27	59	13C9-PFNA	472.2 > 426.9	9.47e3	9.47e3	0.123	1.000	4.70	4.79	12.5	101.8828	100.0
28	60	13C4-PFOS	503 > 79.9	2.72e3	2.72e3	0.123	1.000	4.84	4.86	12.5	101.8828	100.0
29	61	13C6-PFDA	519.1 > 473.7	9.15e3	9.15e3	0.123	1.000	5.14	5.15	12.5	101.8828	100.0
30	62	13C7-PFUdA	570.1 > 524.8	1.19e4	1.19e4	0.123	1.000	5.46	5.47	12.5	101.8828	100.0
31	63	Total PFHxS	398.9 > 79.6	5.06e0	8.68e2	0.123		3.85		0.0729	0.7373	
32	64	Total PFOA	413 > 368.7	0.00e0	1.01e4	0.123		4.21		0.000		

KBF 2/27/2018

Vista Analytical Laboratory

rev: ANP 3/9/2018

Dataset: Z:\Projects\PFAS.PRO\Results\180224M1\180224M1-19.qld

Last Altered: Tuesday, February 27, 2018 10:05:11 Pacific Standard Time
Printed: Tuesday, February 27, 2018 10:06:34 Pacific Standard Time

Name: 180224M1_19, Date: 24-Feb-2018, Time: 15:51:30, ID: 1800342-01 WI-AF-29-MW-4-0218 0.12269, Description: WI-AF-29-MW-4-0218

	#	Name	Trace	Area	IS Area	Wt./Vol.	RRF	Pred.RT	RT	y Axis Resp.	Conc.	%Rec
33	65	Total PFOS	499 > 79.9	3.01e0	2.29e3	0.123		4.73		0.0164	0.5899	
34	66	Total N-MeFOSAA	570.1 > 419	0.00e0	2.74e3	0.123		5.29		0.000		
35	67	Total N-EtFOSAA	584.2 > 419	0.00e0	3.61e3	0.123		5.45		0.000		

KBF 2/27/2018

Vista Analytical Laboratory

rev: ANP 3/9/2018

Dataset: Z:\Projects\PFAS.PRO\Results\180224M1\180224M1-19.qld

Last Altered: Tuesday, February 27, 2018 10:05:11 Pacific Standard Time
Printed: Tuesday, February 27, 2018 10:06:34 Pacific Standard Time

Method: Z:\Projects\PFAS.PRO\MethDB\PFAS_FULL_80C_022318.mdb 26 Feb 2018 09:30:45
Calibration: Z:\Projects\PFAS.PRO\CurveDB\C18_VAL-PFAS_Q4_02-23-18-FULL.cdb 24 Feb 2018 15:27:24

Name: 180224M1_19, Date: 24-Feb-2018, Time: 15:51:30, ID: 1800342-01 WI-AF-29-MW-4-0218 0.12269, Description: WI-AF-29-MW-4-0218

PFBS

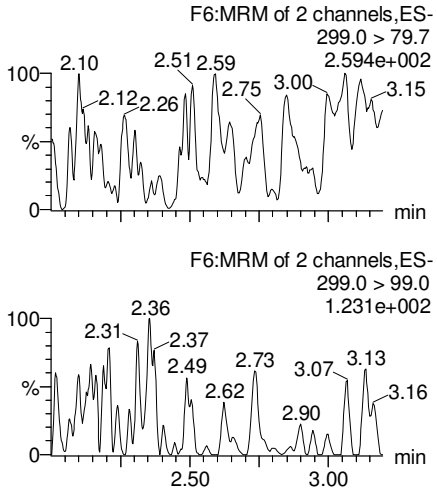

PFHxA

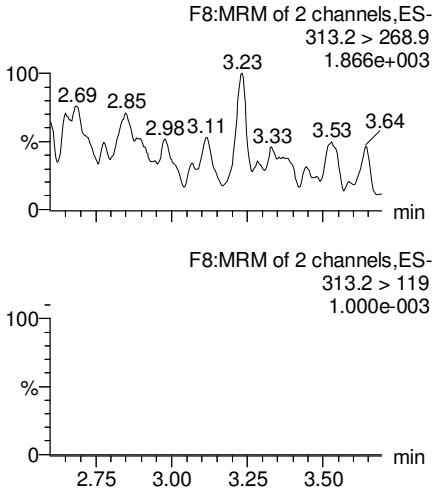

PFHpA

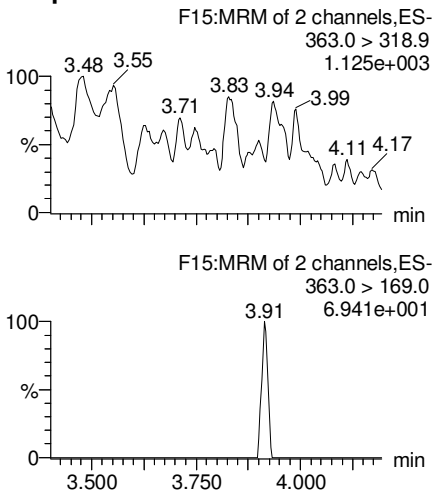

Total PFHxS

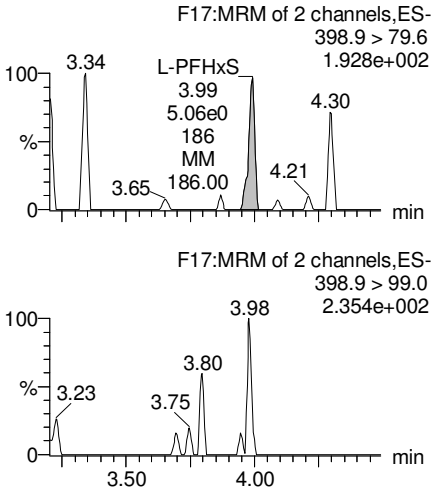

13C3-PFBS

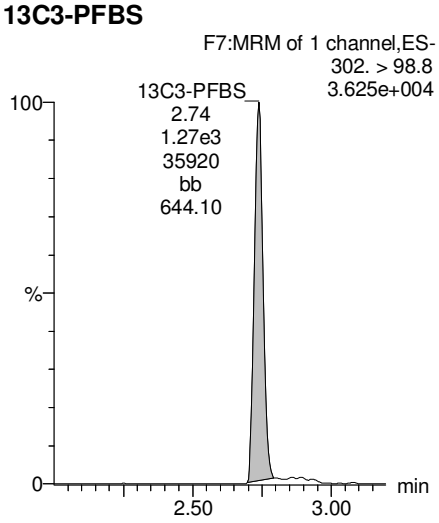

13C2-PFHxA

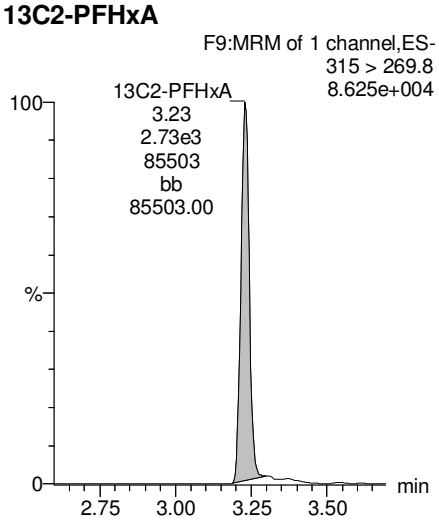

13C4-PFHpA

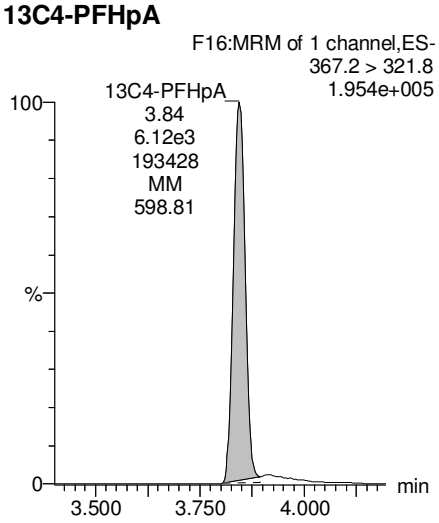

18O2-PFHxS

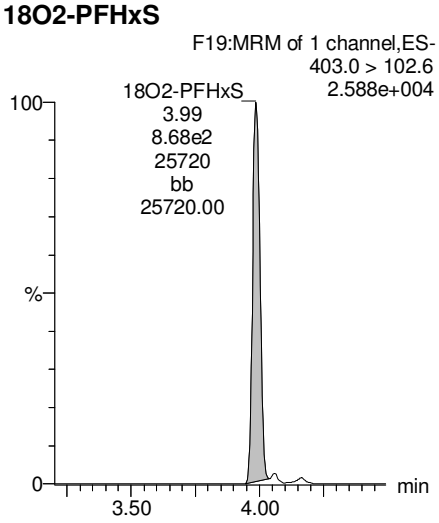

KBF 2/27/2018

Dataset: Z:\Projects\PFAS.PRO\Results\180224M1\180224M1-19.qld

Last Altered: Tuesday, February 27, 2018 10:05:11 Pacific Standard Time
Printed: Tuesday, February 27, 2018 10:06:34 Pacific Standard Time

Name: 180224M1_19, Date: 24-Feb-2018, Time: 15:51:30, ID: 1800342-01 WI-AF-29-MW-4-0218 0.12269, Description: WI-AF-29-MW-4-0218

Total PFOA

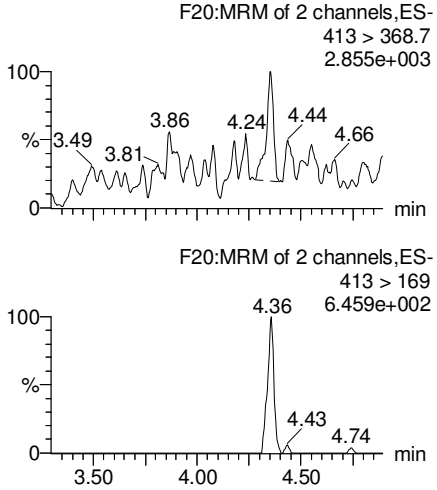

PFNA

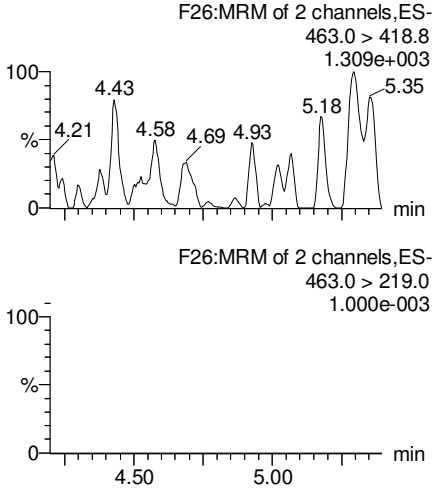

Total PFOS

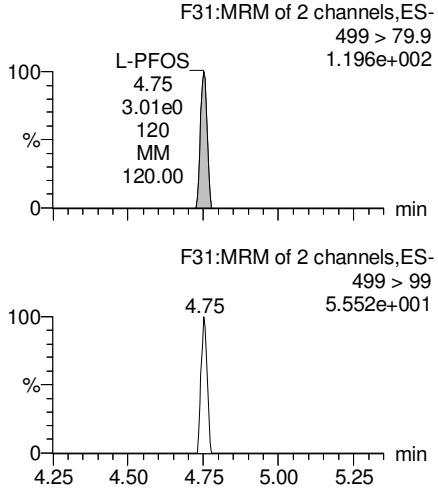

PFDA

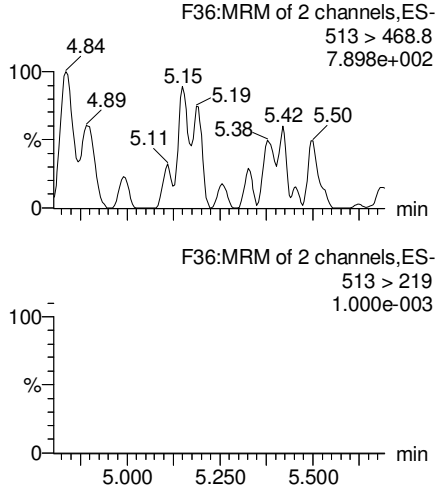

13C2-PFOA

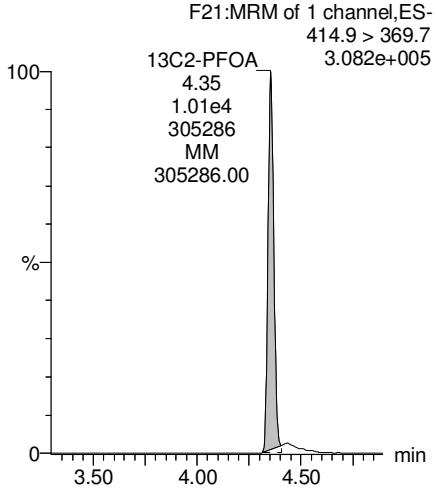

13C5-PFNA

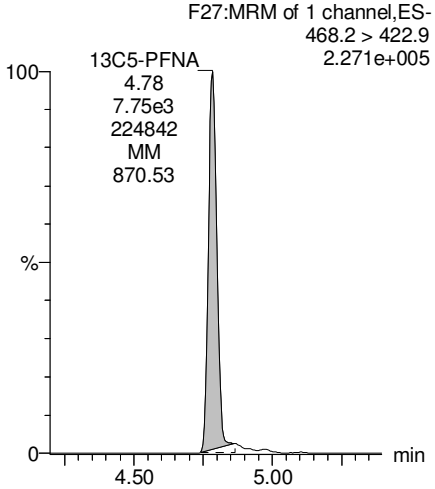

13C8-PFOS

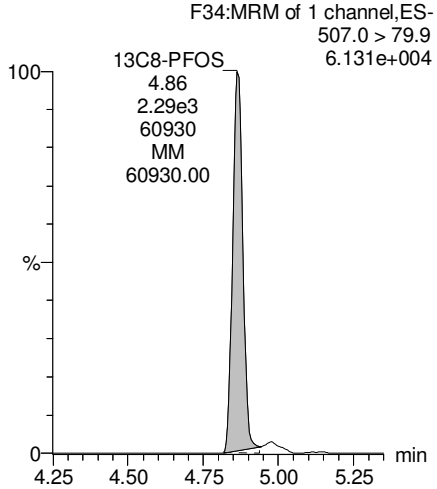

13C2-PFDA

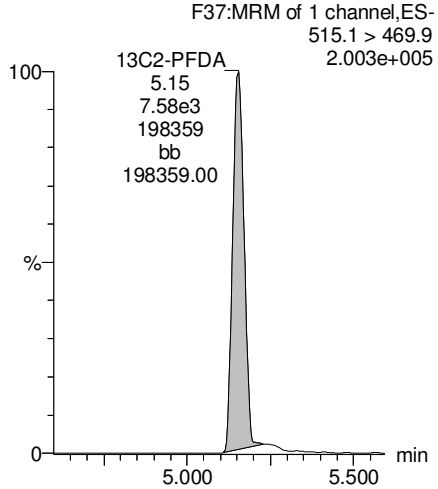

KBF 2/27/2018

Dataset: Z:\Projects\PFAS.PRO\Results\180224M1\180224M1-19.qld

Last Altered: Tuesday, February 27, 2018 10:05:11 Pacific Standard Time
Printed: Tuesday, February 27, 2018 10:06:34 Pacific Standard Time

Name: 180224M1_19, Date: 24-Feb-2018, Time: 15:51:30, ID: 1800342-01 WI-AF-29-MW-4-0218 0.12269, Description: WI-AF-29-MW-4-0218

PFUdA

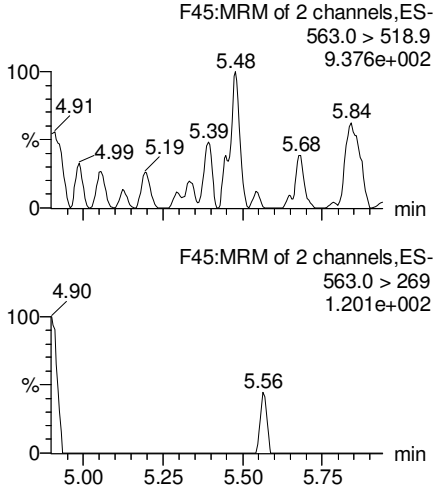

N-MeFOSAA

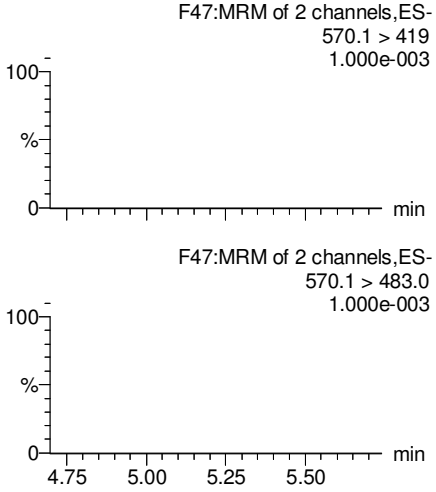

N-EtFOSAA

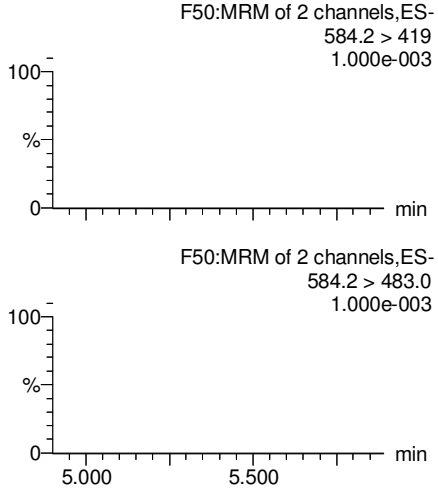

PFDoA

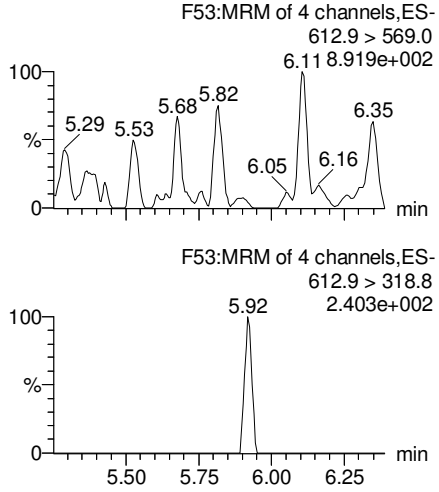

13C2-PFUdA

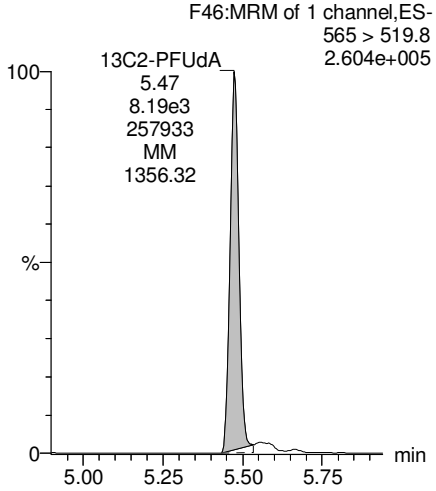

d3-N-MeFOSAA

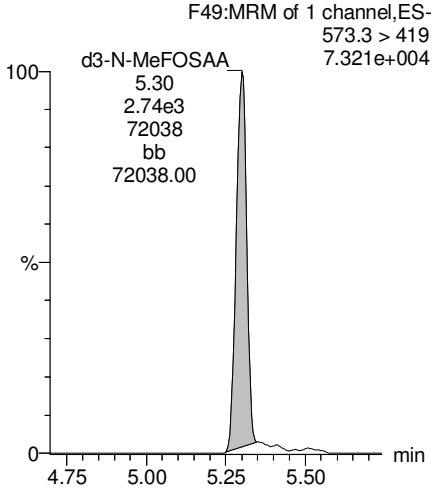

d5-N-EtFOSAA

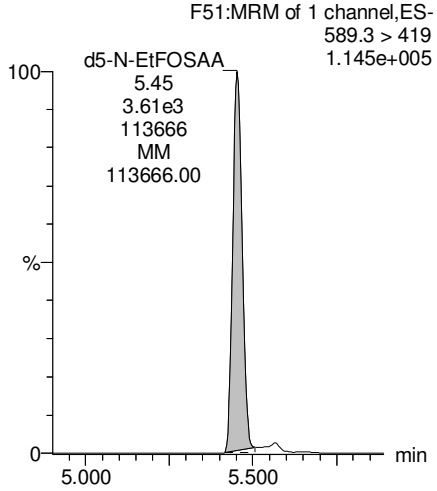

13C2-PFDoA

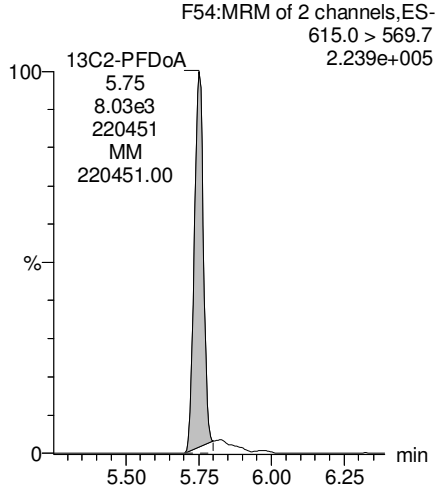

KBF 2/27/2018

Vista Analytical Laboratory

rev: ANP 3/9/2018

Dataset: Z:\Projects\PFAS.PRO\Results\180224M1\180224M1-19.qld

Last Altered: Tuesday, February 27, 2018 10:05:11 Pacific Standard Time
Printed: Tuesday, February 27, 2018 10:06:34 Pacific Standard Time

Name: 180224M1_19, Date: 24-Feb-2018, Time: 15:51:30, ID: 1800342-01 WI-AF-29-MW-4-0218 0.12269, Description: WI-AF-29-MW-4-0218

PFTrDA

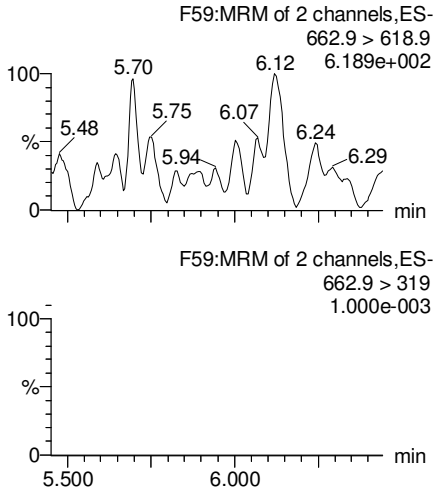

PFTeDA

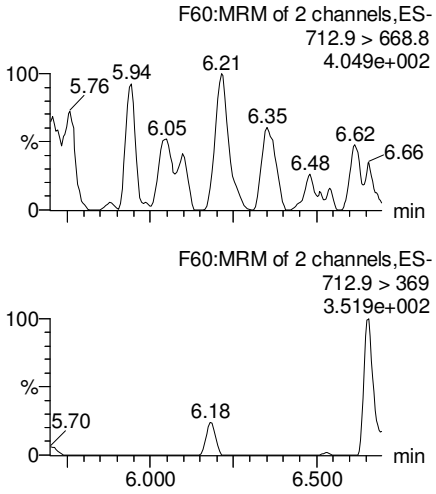

TCDA

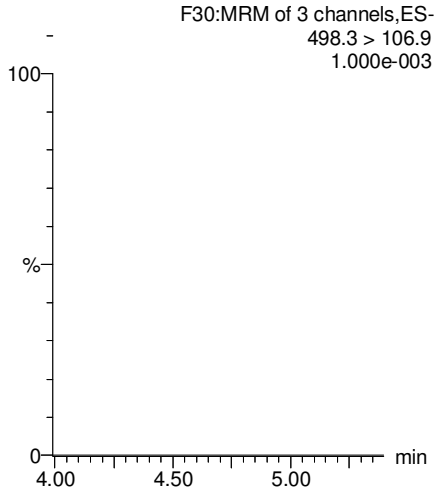

13C5-PFHxA

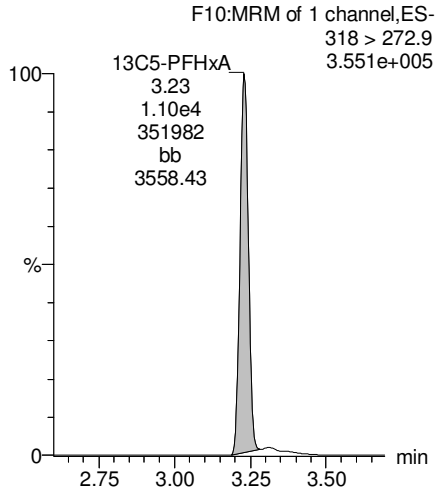

13C2-PFDoA

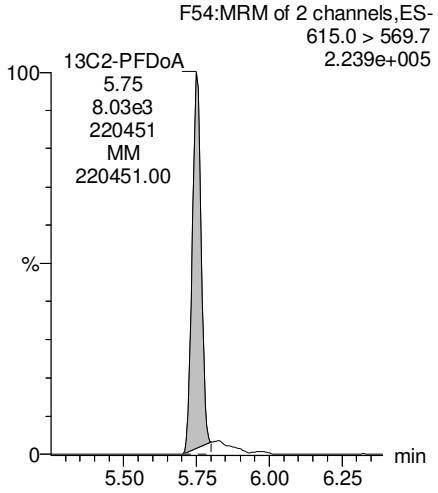

13C2-PFTeDA

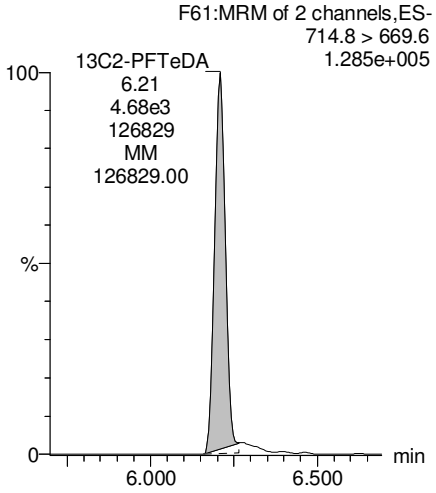

13C8-PFOS

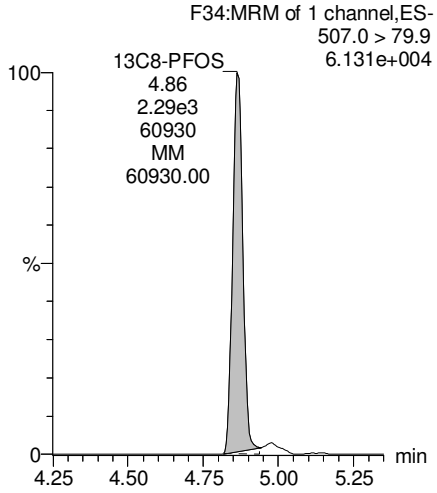

13C8-PFOA

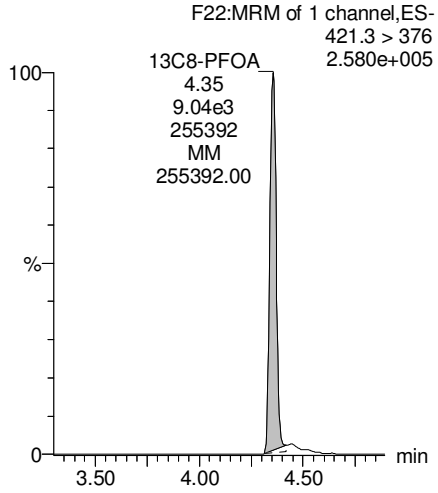

KBF 2/27/2018

Dataset: Z:\Projects\PFAS.PRO\Results\180224M1\180224M1-19.qld

Last Altered: Tuesday, February 27, 2018 10:05:11 Pacific Standard Time
Printed: Tuesday, February 27, 2018 10:06:34 Pacific Standard Time

Name: 180224M1_19, Date: 24-Feb-2018, Time: 15:51:30, ID: 1800342-01 WI-AF-29-MW-4-0218 0.12269, Description: WI-AF-29-MW-4-0218

13C3-PFHxS

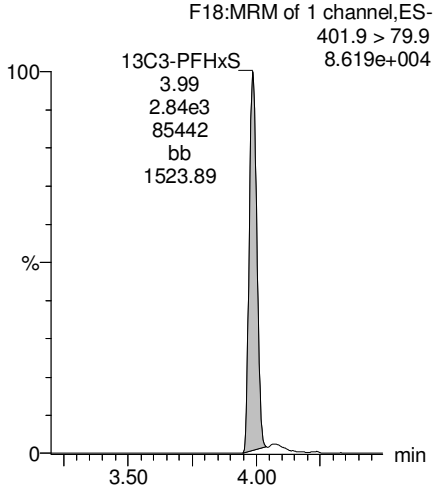

13C9-PFNA

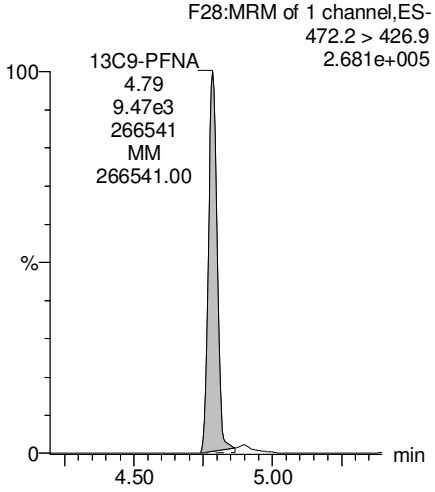

13C4-PFOS

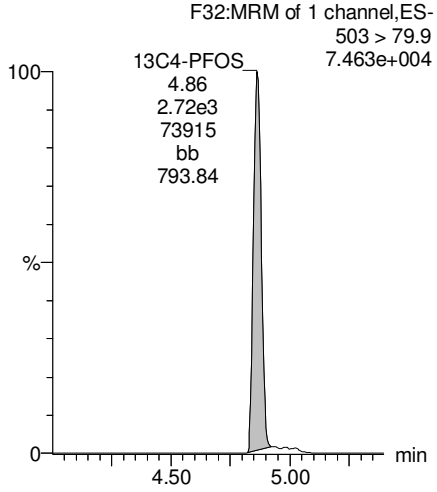

13C6-PFDA

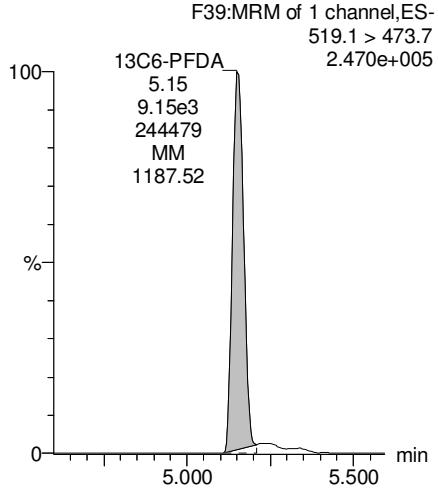

13C7-PFUdA

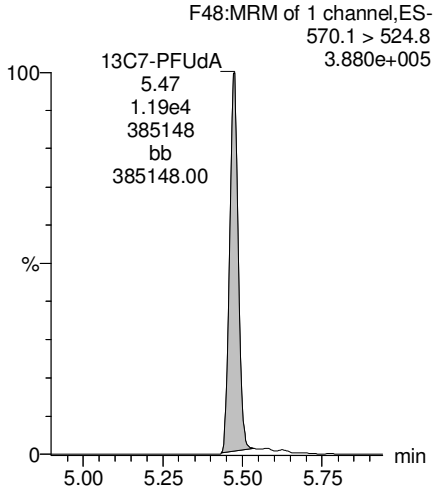

KBF 2/27/2018

Vista Analytical Laboratory

rev: ANP 3/9/2018

Dataset: Z:\Projects\PFAS.PRO\Results\180224M1\180224M1-20.qld

Last Altered: Tuesday, February 27, 2018 10:13:43 Pacific Standard Time
Printed: Tuesday, February 27, 2018 10:15:16 Pacific Standard Time

Method: Z:\Projects\PFAS.PRO\MethDB\PFAS_FULL_80C_022318.mdb 26 Feb 2018 09:30:45
Calibration: Z:\Projects\PFAS.PRO\CurveDB\C18_VAL-PFAS_Q4_02-23-18-FULL.cdb 24 Feb 2018 15:27:24

Name: 180224M1_20, Date: 24-Feb-2018, Time: 16:02:56, ID: 1800342-02 WI-AF-29-MW-4P-0218 0.11686, Description: WI-AF-29-MW-4P-0218

	#	Name	Trace	Area	IS Area	Wt./Vol.	RRF	Pred.RT	RT	y Axis Resp.	Conc.	%Rec
1	3	PFBS	299.0 > 79.7		1.15e3	0.117		2.60				
2	5	PFHxA	313.2 > 268.9		2.12e3	0.117		3.19				
3	7	PFHpA	363.0 > 318.9		5.75e3	0.117		3.81				
4	8	L-PFHxS	398.9 > 79.6	3.33e0	8.55e2	0.117		4.17	4.00	0.0486	0.6620	
5	11	L-PFOA	413 > 368.7	7.21e1	7.35e3	0.117		4.40	4.35	0.123	1.0116	
6	14	PFNA	463.0 > 418.8		6.85e3	0.117		4.76				
7	16	L-PFOS	499 > 79.9		2.38e3	0.117		4.95				
8	18	PFDA	513 > 468.8		7.50e3	0.117		5.14				
9	21	N-MeFOSAA	570.1 > 419		3.29e3	0.117		5.29				
10	22	N-EtFOSAA	584.2 > 419		3.46e3	0.117		5.45				
11	23	PFUdA	563.0 > 518.9		8.04e3	0.117		5.46				

KBF 2/27/2018

Vista Analytical Laboratory

rev: ANP 3/9/2018

Dataset: Z:\Projects\PFAS.PRO\Results\180224M1\180224M1-20.qld

Last Altered: Tuesday, February 27, 2018 10:13:43 Pacific Standard Time
Printed: Tuesday, February 27, 2018 10:15:25 Pacific Standard Time

Method: Z:\Projects\PFAS.PRO\MethDB\PFAS_FULL_80C_022318.mdb 26 Feb 2018 09:30:45
Calibration: Z:\Projects\PFAS.PRO\CurveDB\C18_VAL-PFAS_Q4_02-23-18-FULL.cdb 24 Feb 2018 15:27:24

Name: 180224M1_20, Date: 24-Feb-2018, Time: 16:02:56, ID: 1800342-02 WI-AF-29-MW-4P-0218 0.11686, Description: WI-AF-29-MW-4P-0218

	#	Name	Trace	Area	IS Area	Wt./Vol.	RRF	Pred.RT	RT	y Axis Resp.	Conc.	%Rec
1	25	PFDoA	612.9 > 569.0		5.81e3	0.117		5.74				
2	27	PFTrDA	662.9 > 618.9		5.81e3	0.117		5.98				
3	28	PFTeDA	712.9 > 668.8		4.12e3	0.117		6.20				
4	36	13C3-PFBS	302. > 98.8	1.15e3	9.12e3	0.117	0.116	2.69	2.74	1.58	116.7160	109.1
5	37	13C2-PFHxA	315 > 269.8	2.12e3	9.12e3	0.117	0.732	3.19	3.23	2.90	33.8947	79.2
6	38	13C4-PFHpA	367.2 > 321.8	5.75e3	9.12e3	0.117	0.717	3.81	3.84	7.87	93.9767	87.9
7	39	18O2-PFHxS	403.0 > 102.6	8.55e2	2.85e3	0.117	0.368	3.96	3.99	3.75	87.3294	81.6
8	40	13C2-PFOA	414.9 > 369.7	7.35e3	8.87e3	0.117	1.311	4.33	4.36	10.4	67.6545	63.2
9	41	13C5-PFNA	468.2 > 422.9	6.85e3	9.85e3	0.117	0.974	4.76	4.78	8.70	76.3838	71.4
10	42	13C8-PFOSA	506.1 > 77.7	7.98e2	9.84e3	0.117	0.187	4.83	4.84	1.01	46.2702	43.3
11	43	13C8-PFOS	507.0 > 79.9	2.38e3	2.51e3	0.117	1.075	4.84	4.86	11.8	94.2191	88.1
12	44	13C2-PFDA	515.1 > 469.9	7.50e3	9.05e3	0.117	1.019	5.14	5.15	10.4	86.9381	81.3
13	45	d3-N-MeFOSAA	573.3 > 419	3.29e3	9.84e3	0.117	0.325	5.29	5.30	4.18	109.9124	102.8
14	46	d5-N-EtFOSAA	589.3 > 419	3.46e3	9.84e3	0.117	0.345	5.45	5.45	4.40	109.0820	102.0
15	47	13C2-PFUdA	565 > 519.8	8.04e3	9.84e3	0.117	1.071	5.46	5.47	10.2	81.5779	76.3
16	48	13C2-PFDoA	615.0 > 569.7	5.81e3	9.84e3	0.117	0.995	5.74	5.75	7.38	63.4892	59.4
17	49	d3-N-MeFOSA	515.2 > 168.9		9.84e3	0.117	0.090	5.84				
18	50	13C2-PFTeDA	714.8 > 669.6	4.12e3	9.84e3	0.117	0.551	6.20	6.21	5.23	81.1633	75.9
19	51	d5-N-ETFOSA	531.1 > 168.9		9.84e3	0.117	0.127	6.22				
20	52	13C2-PFHxDA	815 > 769.7	2.92e3	9.84e3	0.117	0.752	6.51	6.52	3.70	42.1657	98.5
21	53	d7-N-MeFOSE	623.1 > 58.9		9.84e3	0.117	0.098	6.31				
22	54	d9-N-EtFOSE	639.2 > 58.8		9.84e3	0.117	0.086	6.45				
23	55	13C4-PFBA	217. > 171.8	8.04e3	8.04e3	0.117	1.000	1.46	1.51	12.5	106.9656	100.0
24	56	13C5-PFHxA	318 > 272.9	9.12e3	9.12e3	0.117	1.000	3.19	3.23	12.5	106.9656	100.0
25	57	13C3-PFHxS	401.9 > 79.9	2.85e3	2.85e3	0.117	1.000	3.96	3.99	12.5	106.9656	100.0
26	58	13C8-PFOA	421.3 > 376	8.87e3	8.87e3	0.117	1.000	4.33	4.35	12.5	106.9656	100.0
27	59	13C9-PFNA	472.2 > 426.9	9.85e3	9.85e3	0.117	1.000	4.70	4.79	12.5	106.9656	100.0
28	60	13C4-PFOS	503 > 79.9	2.51e3	2.51e3	0.117	1.000	4.84	4.87	12.5	106.9656	100.0
29	61	13C6-PFDA	519.1 > 473.7	9.05e3	9.05e3	0.117	1.000	5.14	5.15	12.5	106.9656	100.0
30	62	13C7-PFUdA	570.1 > 524.8	9.84e3	9.84e3	0.117	1.000	5.46	5.47	12.5	106.9656	100.0
31	63	Total PFHxS	398.9 > 79.6	3.33e0	8.55e2	0.117		3.85		0.0486	0.6620	
32	64	Total PFOA	413 > 368.7	7.21e1	7.35e3	0.117		4.21		0.123	1.0116	

KBF 2/27/2018

Vista Analytical Laboratory

rev: ANP 3/9/2018

Dataset: Z:\Projects\PFAS.PRO\Results\180224M1\180224M1-20.qld

Last Altered: Tuesday, February 27, 2018 10:13:43 Pacific Standard Time
Printed: Tuesday, February 27, 2018 10:15:25 Pacific Standard Time

Name: 180224M1_20, Date: 24-Feb-2018, Time: 16:02:56, ID: 1800342-02 WI-AF-29-MW-4P-0218 0.11686, Description: WI-AF-29-MW-4P-0218

	#	Name	Trace	Area	IS Area	Wt./Vol.	RRF	Pred.RT	RT	y Axis Resp.	Conc.	%Rec
33	65	Total PFOS	499 > 79.9	0.00e0	2.38e3	0.117		4.73		0.000		
34	66	Total N-MeFOSAA	570.1 > 419	0.00e0	3.29e3	0.117		5.29		0.000		
35	67	Total N-EtFOSAA	584.2 > 419	0.00e0	3.46e3	0.117		5.45		0.000		

KBF 2/27/2018

Vista Analytical Laboratory

rev: ANP 3/9/2018

Dataset: Z:\Projects\PFAS.PRO\Results\180224M1\180224M1-20.qld

Last Altered: Tuesday, February 27, 2018 10:13:43 Pacific Standard Time
Printed: Tuesday, February 27, 2018 10:15:25 Pacific Standard Time

Method: Z:\Projects\PFAS.PRO\MethDB\PFAS_FULL_80C_022318.mdb 26 Feb 2018 09:30:45
Calibration: Z:\Projects\PFAS.PRO\CurveDB\C18_VAL-PFAS_Q4_02-23-18-FULL.cdb 24 Feb 2018 15:27:24

Name: 180224M1_20, Date: 24-Feb-2018, Time: 16:02:56, ID: 1800342-02 WI-AF-29-MW-4P-0218 0.11686, Description: WI-AF-29-MW-4P-0218

PFBS

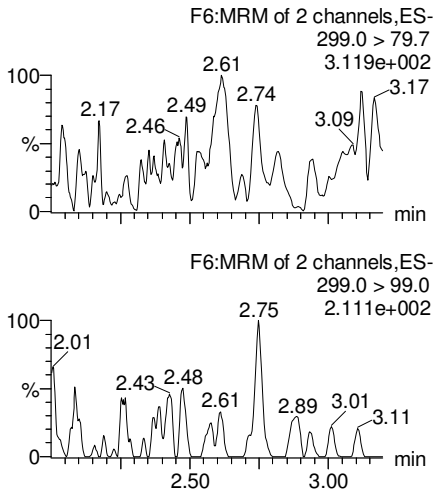

PFHxA

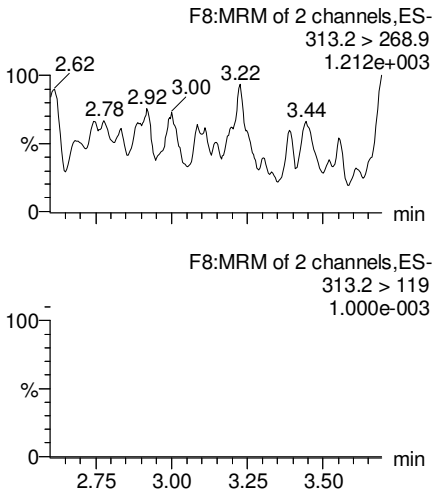

PFHpA

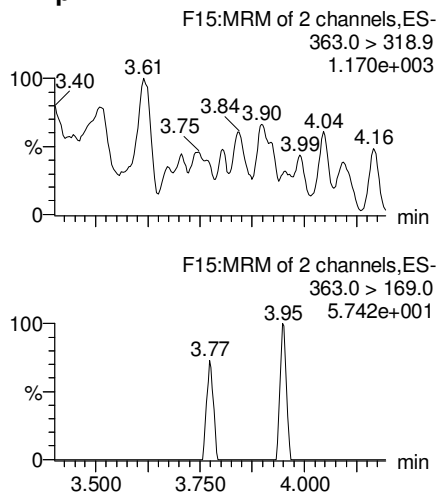

Total PFHxS

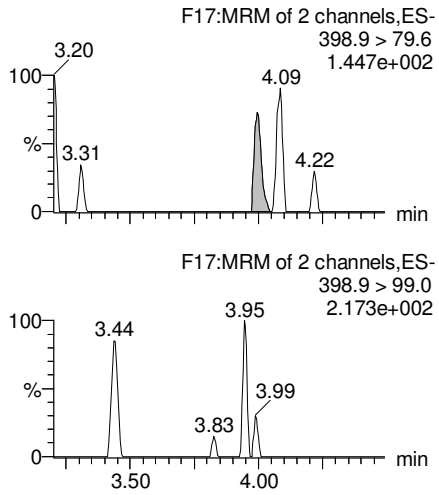

13C3-PFBS

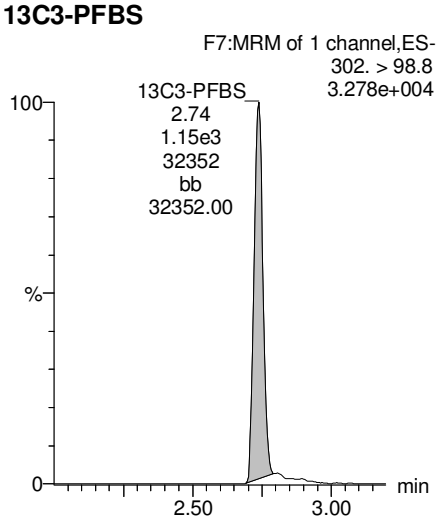

13C2-PFHxA

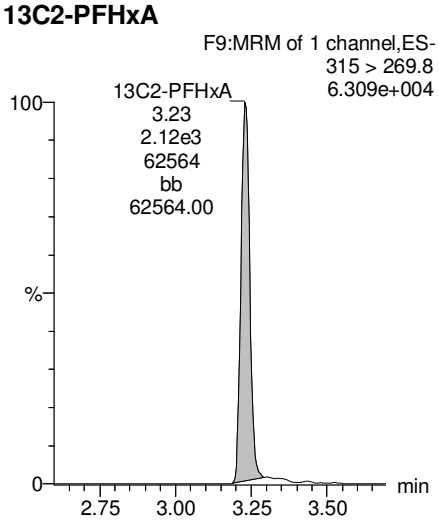

13C4-PFHpA

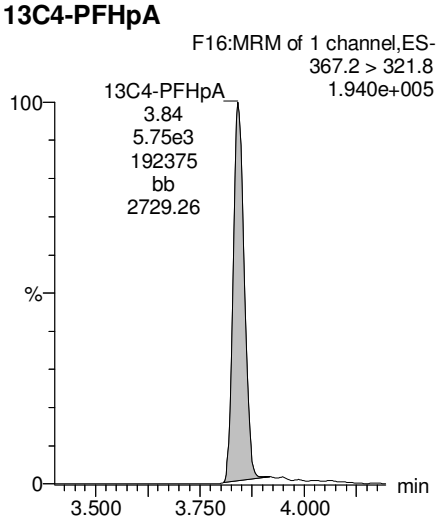

18O2-PFHxS

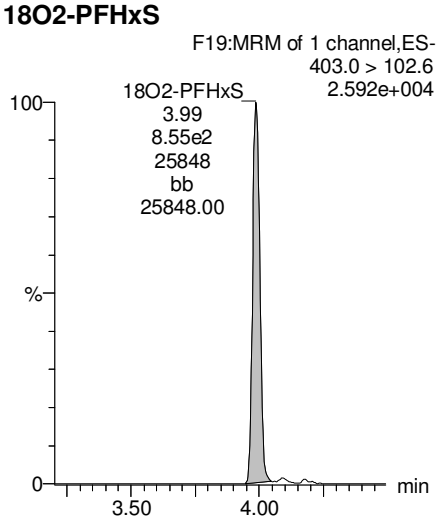

KBF 2/27/2018

Dataset: Z:\Projects\PFAS.PRO\Results\180224M1\180224M1-20.qld

Last Altered: Tuesday, February 27, 2018 10:13:43 Pacific Standard Time
Printed: Tuesday, February 27, 2018 10:15:25 Pacific Standard Time

Name: 180224M1_20, Date: 24-Feb-2018, Time: 16:02:56, ID: 1800342-02 WI-AF-29-MW-4P-0218 0.11686, Description: WI-AF-29-MW-4P-0218

Total PFOA

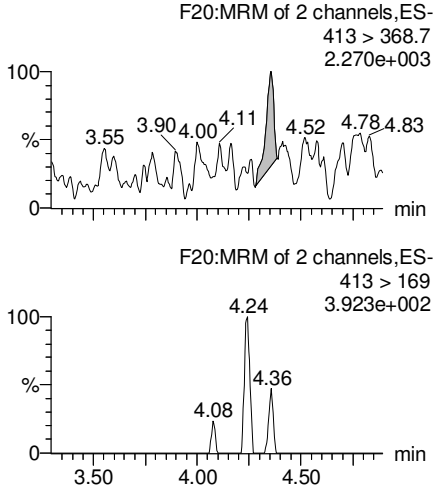

PFNA

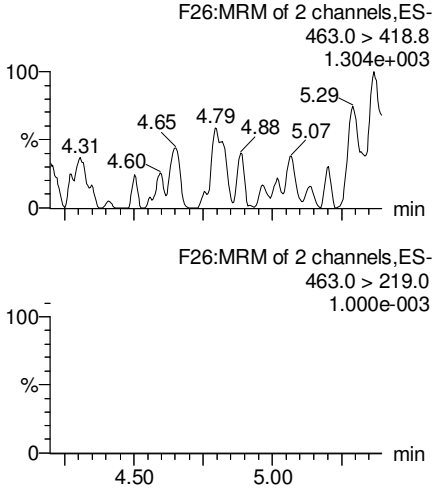

Total PFOS

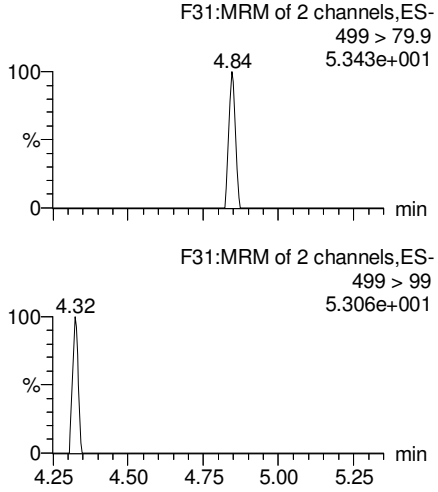

PFDA

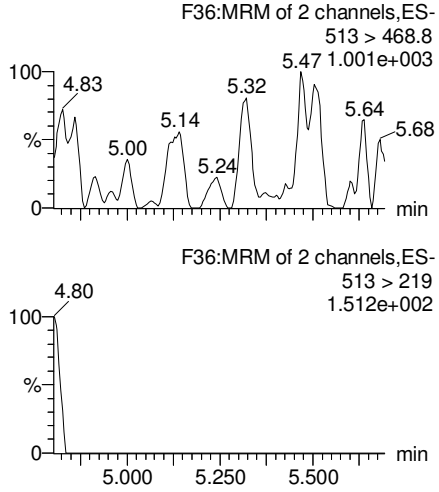

13C2-PFOA

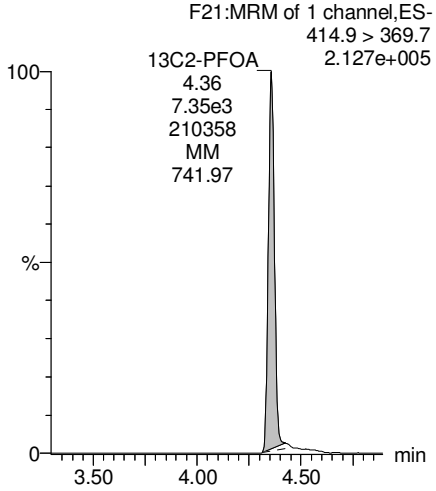

13C5-PFNA

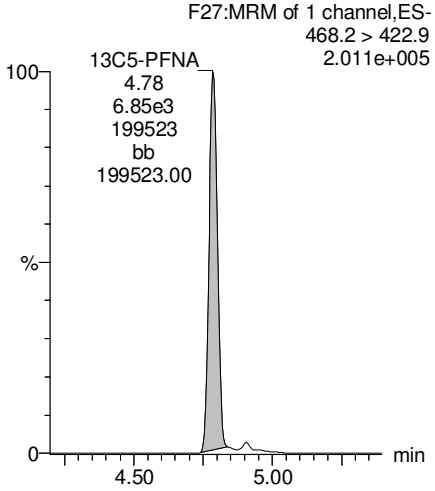

13C8-PFOS

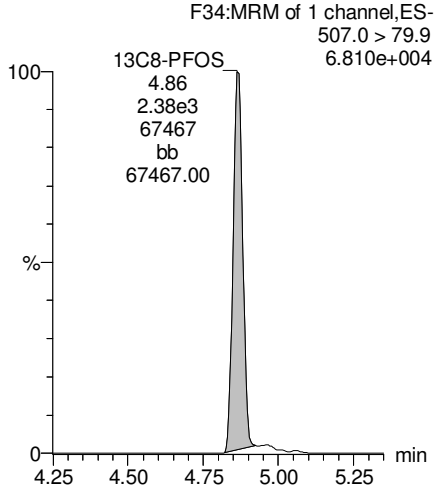

13C2-PFDA

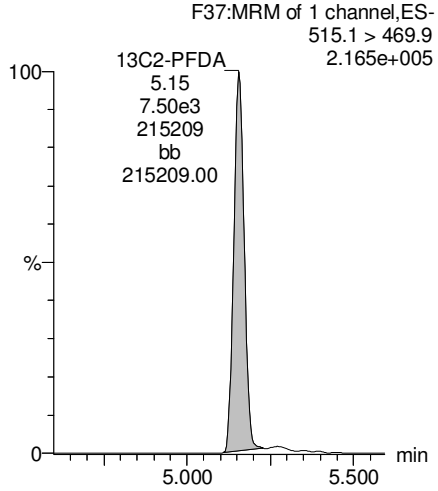

KBF 2/27/2018

Dataset: Z:\Projects\PFAS.PRO\Results\180224M1\180224M1-20.qld

Last Altered: Tuesday, February 27, 2018 10:13:43 Pacific Standard Time
Printed: Tuesday, February 27, 2018 10:15:25 Pacific Standard Time

Name: 180224M1_20, Date: 24-Feb-2018, Time: 16:02:56, ID: 1800342-02 WI-AF-29-MW-4P-0218 0.11686, Description: WI-AF-29-MW-4P-0218

PFUdA

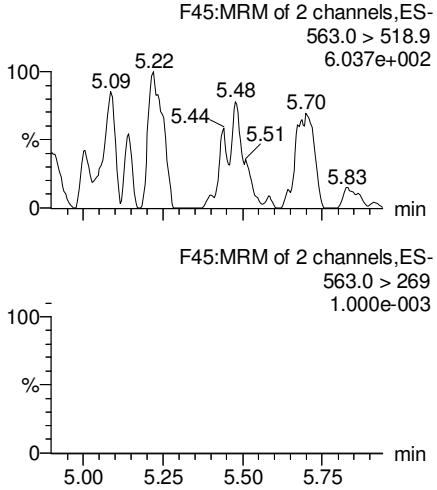

N-MeFOSAA

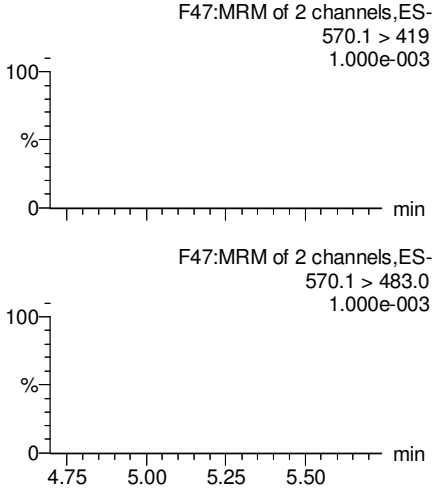

N-EtFOSAA

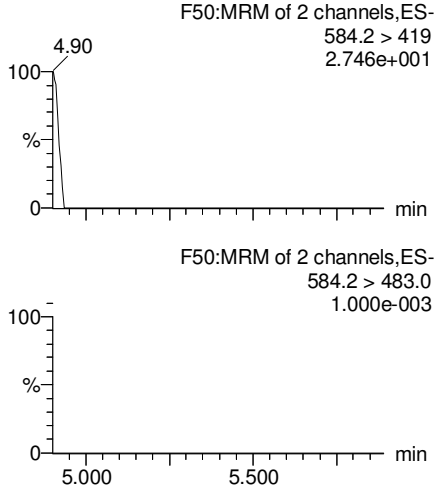

PFDoA

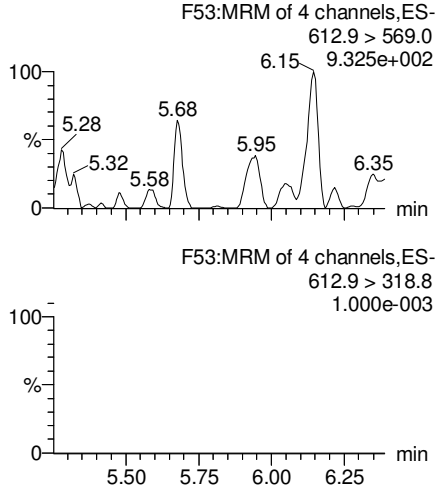

13C2-PFUdA

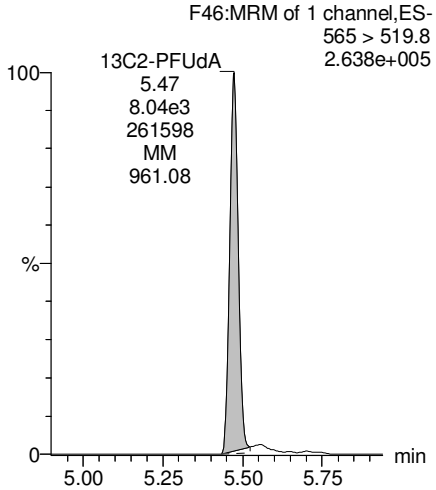

d3-N-MeFOSAA

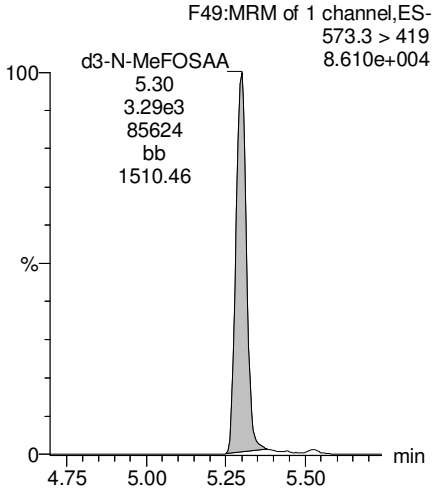

d5-N-EtFOSAA

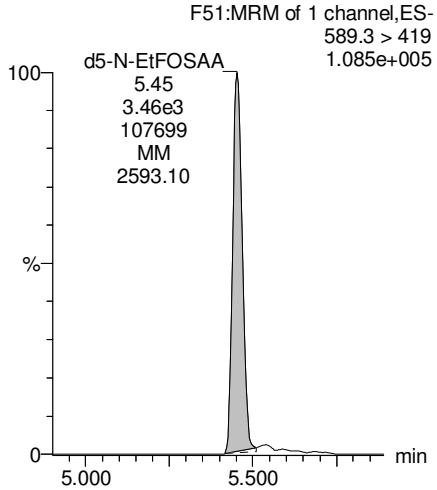

13C2-PFDoA

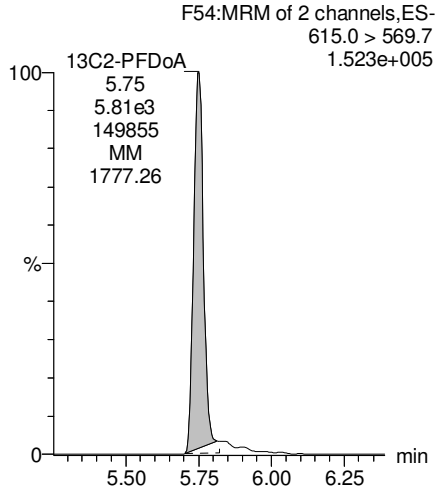

KBF 2/27/2018

Dataset: Z:\Projects\PFAS.PRO\Results\180224M1\180224M1-20.qld

Last Altered: Tuesday, February 27, 2018 10:13:43 Pacific Standard Time
Printed: Tuesday, February 27, 2018 10:15:25 Pacific Standard Time

Name: 180224M1_20, Date: 24-Feb-2018, Time: 16:02:56, ID: 1800342-02 WI-AF-29-MW-4P-0218 0.11686, Description: WI-AF-29-MW-4P-0218

PFTrDA

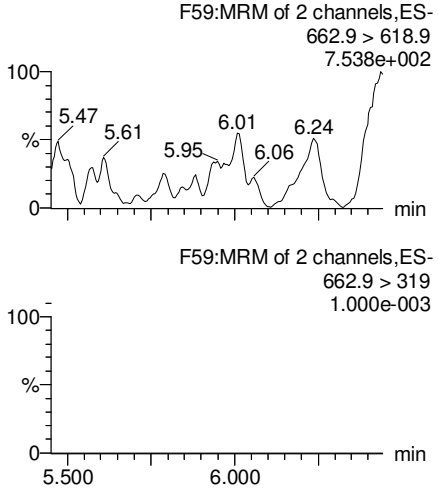

PFTeDA

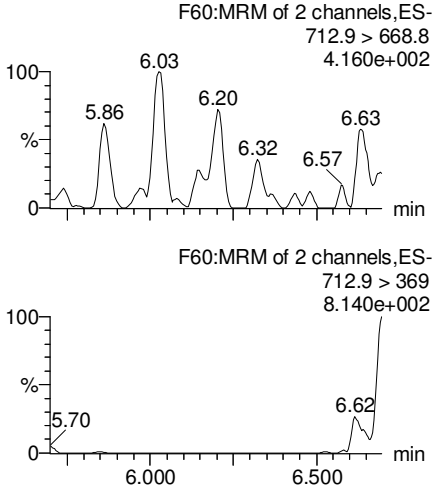

TCDA

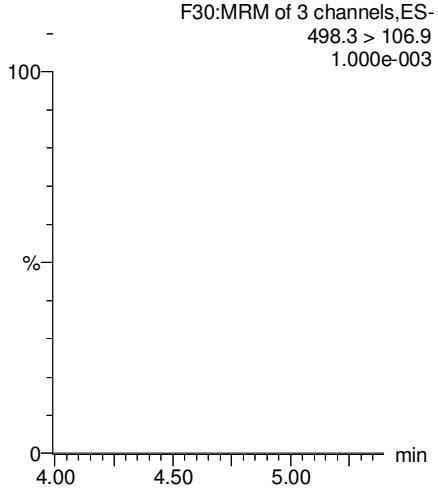

13C5-PFHxA

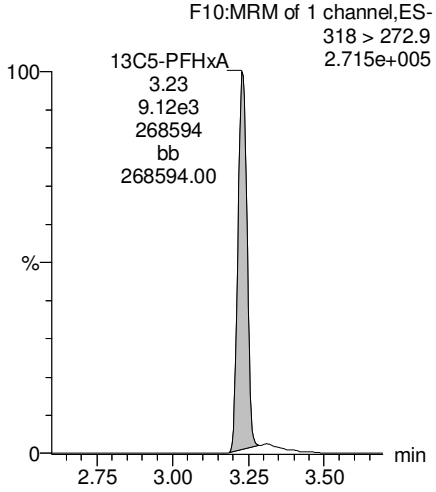

13C2-PFDoA

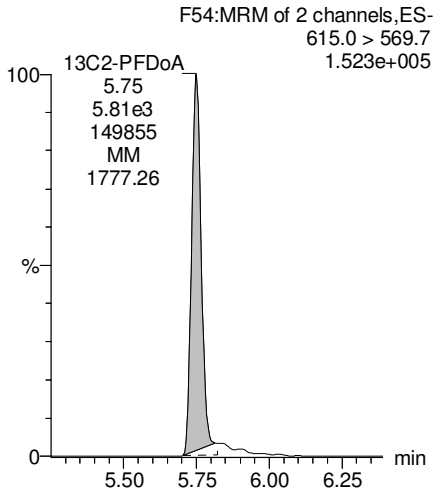

13C2-PFTeDA

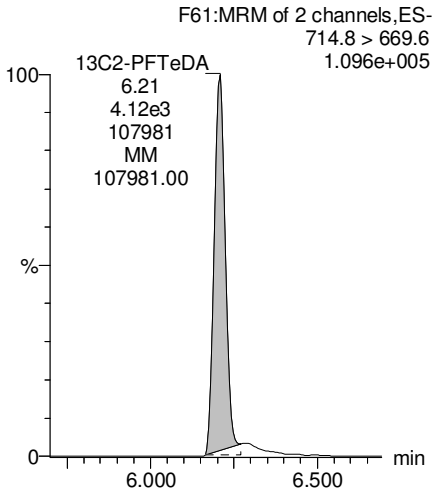

13C8-PFOS

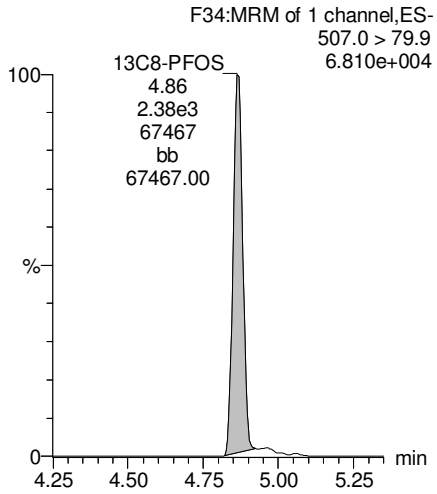

13C8-PFOA

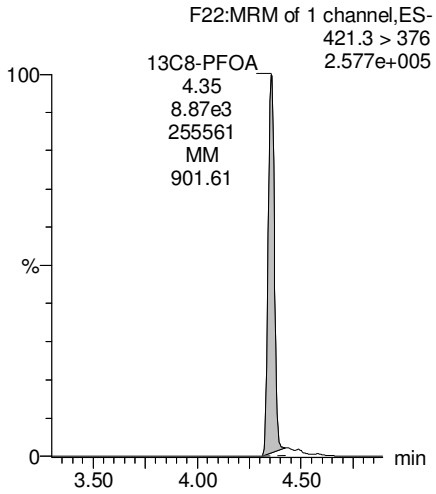

KBF 2/27/2018

Vista Analytical Laboratory

rev: ANP 3/9/2018

Dataset: Z:\Projects\PFAS.PRO\Results\180224M1\180224M1-20.qld

Last Altered: Tuesday, February 27, 2018 10:13:43 Pacific Standard Time
Printed: Tuesday, February 27, 2018 10:15:25 Pacific Standard Time

Name: 180224M1_20, Date: 24-Feb-2018, Time: 16:02:56, ID: 1800342-02 WI-AF-29-MW-4P-0218 0.11686, Description: WI-AF-29-MW-4P-0218

13C3-PFHxS

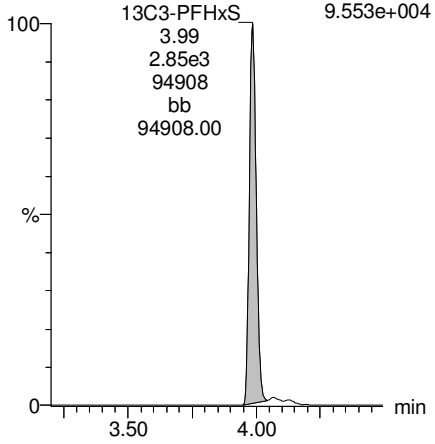

13C9-PFNA

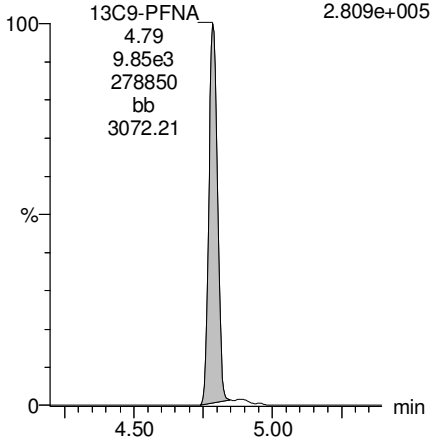

13C4-PFOS

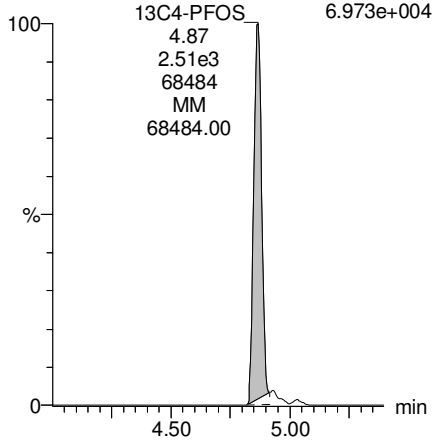

13C6-PFDA

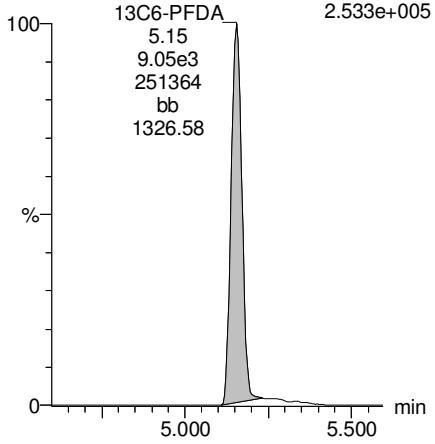

13C7-PFUdA

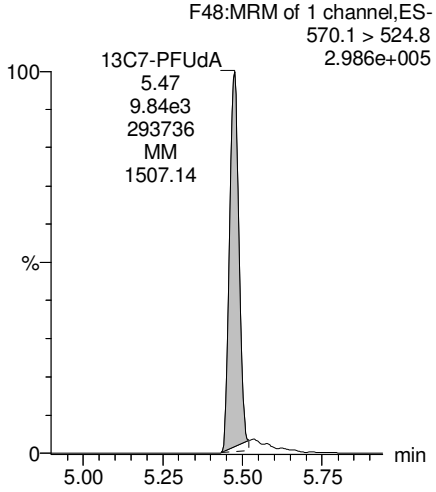

KBF 2/27/2018

Vista Analytical Laboratory

rev: ANP 3/9/2018

Dataset: Z:\Projects\PFAS.PRO\Results\180224M1\180224M1-21.qld

Last Altered: Tuesday, February 27, 2018 10:21:00 Pacific Standard Time
Printed: Tuesday, February 27, 2018 10:23:44 Pacific Standard Time

Method: Z:\Projects\PFAS.PRO\MethDB\PFAS_FULL_80C_022318.mdb 26 Feb 2018 09:30:45
Calibration: Z:\Projects\PFAS.PRO\CurveDB\C18_VAL-PFAS_Q4_02-23-18-FULL.cdb 24 Feb 2018 15:27:24

Name: 180224M1_21, Date: 24-Feb-2018, Time: 16:14:23, ID: 1800342-03 WI-AF-FB01-021318 0.12659, Description: WI-AF-FB01-021318

	#	Name	Trace	Area	IS Area	Wt./Vol.	RRF	Pred.RT	RT	y Axis Resp.	Conc.	%Rec
1	3	PFBS	299.0 > 79.7		1.17e3	0.127		2.60				
2	5	PFHxA	313.2 > 268.9		2.39e3	0.127		3.19				
3	7	PFHpA	363.0 > 318.9		4.75e3	0.127		3.81				
4	8	L-PFHxS	398.9 > 79.6	7.03e-1	8.45e2	0.127		4.17	3.99	0.0104	0.4480	
5	11	L-PFOA	413 > 368.7		7.11e3	0.127		4.40				
6	14	PFNA	463.0 > 418.8		5.96e3	0.127		4.76				
7	16	L-PFOS	499 > 79.9		2.29e3	0.127		4.95				
8	18	PFDA	513 > 468.8	2.74e1	6.52e3	0.127		5.14	5.17	0.0526	0.4237	
9	21	N-MeFOSAA	570.1 > 419		2.91e3	0.127		5.29				
10	22	N-EtFOSAA	584.2 > 419		3.13e3	0.127		5.45				
11	23	PFUdA	563.0 > 518.9		8.00e3	0.127		5.46				

KBF 2/27/2018

Vista Analytical Laboratory

rev: ANP 3/9/2018

Dataset: Z:\Projects\PFAS.PRO\Results\180224M1\180224M1-21.qld

Last Altered: Tuesday, February 27, 2018 10:21:00 Pacific Standard Time
Printed: Tuesday, February 27, 2018 10:23:57 Pacific Standard Time

Method: Z:\Projects\PFAS.PRO\MethDB\PFAS_FULL_80C_022318.mdb 26 Feb 2018 09:30:45
Calibration: Z:\Projects\PFAS.PRO\CurveDB\C18_VAL-PFAS_Q4_02-23-18-FULL.cdb 24 Feb 2018 15:27:24

Name: 180224M1_21, Date: 24-Feb-2018, Time: 16:14:23, ID: 1800342-03 WI-AF-FB01-021318 0.12659, Description: WI-AF-FB01-021318

	#	Name	Trace	Area	IS Area	Wt./Vol.	RRF	Pred.RT	RT	y Axis Resp.	Conc.	%Rec	
1	25	PFDoA	612.9 > 569.0		5.46e3	0.127		5.74					
2	27	PFTrDA	662.9 > 618.9		5.46e3	0.127		5.98					
3	28	PFTeDA	712.9 > 668.8		4.44e3	0.127		6.20					
4	36	13C3-PFBS	302. > 98.8	1.17e3	9.11e3	0.127	0.116	2.69	2.74	1.61	109.4083	110.8	
5	37	13C2-PFHxA	315 > 269.8	2.39e3	9.11e3	0.127	0.732	3.19	3.23	3.28	35.4166	89.7	
6	38	13C4-PFHpA	367.2 > 321.8	4.75e3	9.11e3	0.127	0.717	3.81	3.84	6.52	71.8252	72.7	
7	39	18O2-PFHxS	403.0 > 102.6	8.45e2	2.63e3	0.127	0.368	3.96	3.99	4.01	86.1515	87.2	
8	40	13C2-PFOA	414.9 > 369.7	7.11e3	7.85e3	0.127	1.311	4.33	4.36	11.3	68.2822	69.2	
9	41	13C5-PFNA	468.2 > 422.9	5.96e3	1.05e4	0.127	0.974	4.76	4.79	7.12	57.6975	58.4	
10	42	13C8-PFOSA	506.1 > 77.7	6.07e2	1.24e4	0.127	0.187	4.83	4.85	0.614	25.8709	26.2	
11	43	13C8-PFOS	507.0 > 79.9	2.29e3	2.94e3	0.127	1.075	4.84	4.87	9.75	71.6580	72.6	
12	44	13C2-PFDA	515.1 > 469.9	6.52e3	1.15e4	0.127	1.019	5.14	5.15	7.11	55.1108	55.8	
13	45	d3-N-MeFOSAA	573.3 > 419	2.91e3	1.24e4	0.127	0.325	5.29	5.30	2.94	71.3738	72.3	
14	46	d5-N-EtFOSAA	589.3 > 419	3.13e3	1.24e4	0.127	0.345	5.45	5.46	3.16	72.4519	73.4	
15	47	13C2-PFUdA	565 > 519.8	8.00e3	1.24e4	0.127	1.071	5.46	5.47	8.08	59.6276	60.4	
16	48	13C2-PFDoA	615.0 > 569.7	5.46e3	1.24e4	0.127	0.995	5.74	5.75	5.52	43.8598	44.4	H
17	49	d3-N-MeFOSA	515.2 > 168.9		1.24e4	0.127	0.090	5.84					
18	50	13C2-PFTeDA	714.8 > 669.6	4.44e3	1.24e4	0.127	0.551	6.20	6.21	4.49	64.2977	65.1	
19	51	d5-N-ETFOSA	531.1 > 168.9		1.24e4	0.127	0.127	6.22					
20	52	13C2-PFHxDA	815 > 769.7	3.26e3	1.24e4	0.127	0.752	6.51	6.52	3.30	34.6374	87.7	
21	53	d7-N-MeFOSE	623.1 > 58.9		1.24e4	0.127	0.098	6.31					
22	54	d9-N-EtFOSE	639.2 > 58.8		1.24e4	0.127	0.086	6.45					
23	55	13C4-PFBA	217. > 171.8	7.85e3	7.85e3	0.127	1.000	1.46	1.51	12.5	98.7440	100.0	
24	56	13C5-PFHxA	318 > 272.9	9.11e3	9.11e3	0.127	1.000	3.19	3.23	12.5	98.7440	100.0	
25	57	13C3-PFHxS	401.9 > 79.9	2.63e3	2.63e3	0.127	1.000	3.96	3.99	12.5	98.7440	100.0	
26	58	13C8-PFOA	421.3 > 376	7.85e3	7.85e3	0.127	1.000	4.33	4.36	12.5	98.7440	100.0	
27	59	13C9-PFNA	472.2 > 426.9	1.05e4	1.05e4	0.127	1.000	4.70	4.79	12.5	98.7440	100.0	
28	60	13C4-PFOS	503 > 79.9	2.94e3	2.94e3	0.127	1.000	4.84	4.87	12.5	98.7440	100.0	
29	61	13C6-PFDA	519.1 > 473.7	1.15e4	1.15e4	0.127	1.000	5.14	5.15	12.5	98.7440	100.0	
30	62	13C7-PFUdA	570.1 > 524.8	1.24e4	1.24e4	0.127	1.000	5.46	5.47	12.5	98.7440	100.0	
31	63	Total PFHxS	398.9 > 79.6	7.03e-1	8.45e2	0.127		3.85		0.0104	0.4480		
32	64	Total PFOA	413 > 368.7	0.00e0	7.11e3	0.127		4.21		0.000			

KBF 2/27/2018

Vista Analytical Laboratory

rev: ANP 3/9/2018

Dataset: Z:\Projects\PFAS.PRO\Results\180224M1\180224M1-21.qld

Last Altered: Tuesday, February 27, 2018 10:21:00 Pacific Standard Time
Printed: Tuesday, February 27, 2018 10:23:57 Pacific Standard Time

Name: 180224M1_21, Date: 24-Feb-2018, Time: 16:14:23, ID: 1800342-03 WI-AF-FB01-021318 0.12659, Description: WI-AF-FB01-021318

	#	Name	Trace	Area	IS Area	Wt./Vol.	RRF	Pred.RT	RT	y Axis Resp.	Conc.	%Rec
33	65	Total PFOS	499 > 79.9	0.00e0	2.29e3	0.127		4.73		0.000		
34	66	Total N-MeFOSAA	570.1 > 419	0.00e0	2.91e3	0.127		5.29		0.000		
35	67	Total N-EtFOSAA	584.2 > 419	0.00e0	3.13e3	0.127		5.45		0.000		

KBF 2/27/2018

Vista Analytical Laboratory

rev: ANP 3/9/2018

Dataset: Z:\Projects\PFAS.PRO\Results\180224M1\180224M1-21.qld

Last Altered: Tuesday, February 27, 2018 10:21:00 Pacific Standard Time
Printed: Tuesday, February 27, 2018 10:23:57 Pacific Standard Time

Method: Z:\Projects\PFAS.PRO\MethDB\PFAS_FULL_80C_022318.mdb 26 Feb 2018 09:30:45
Calibration: Z:\Projects\PFAS.PRO\CurveDB\C18_VAL-PFAS_Q4_02-23-18-FULL.cdb 24 Feb 2018 15:27:24

Name: 180224M1_21, Date: 24-Feb-2018, Time: 16:14:23, ID: 1800342-03 WI-AF-FB01-021318 0.12659, Description: WI-AF-FB01-021318

PFBS

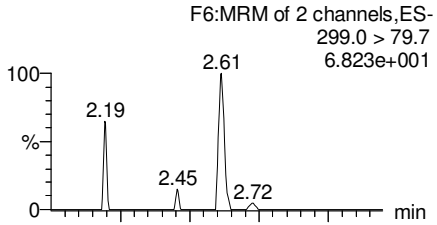

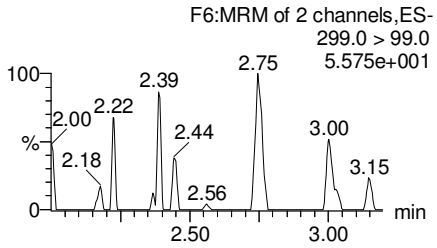

PFHxA

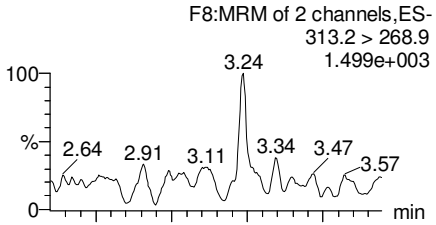

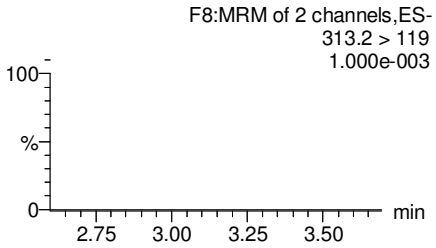

PFHpA

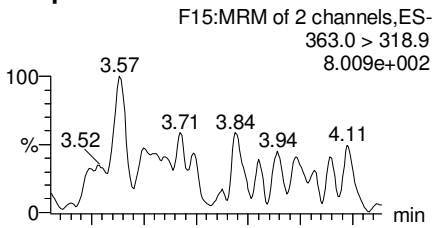

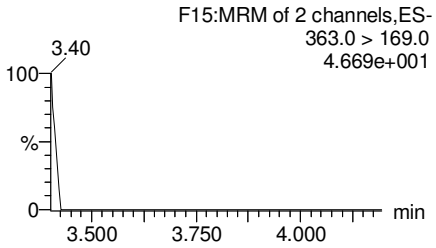

Total PFHxS

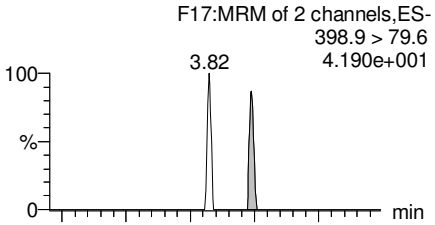

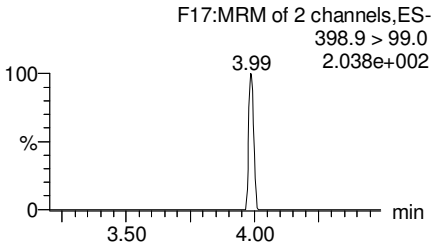

13C3-PFBS

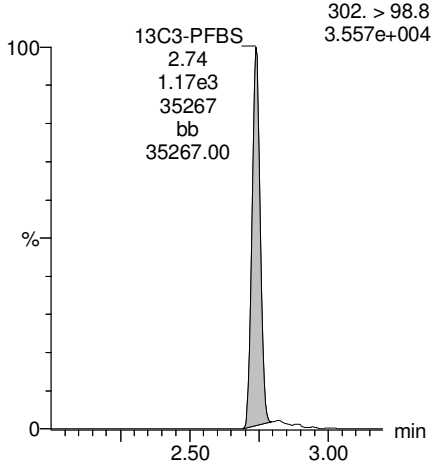

13C2-PFHxA

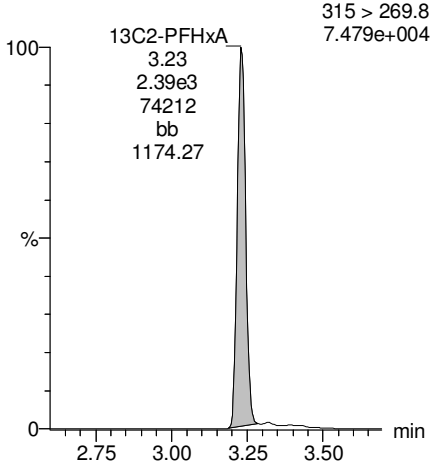

13C4-PFHpA

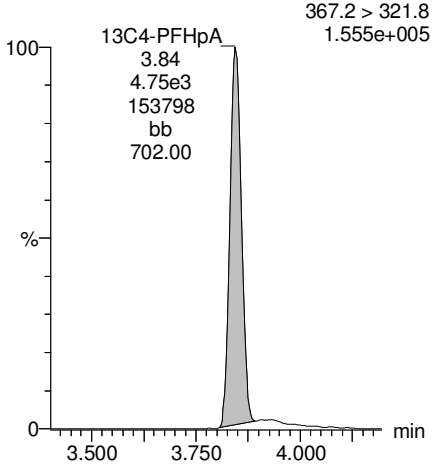

18O2-PFHxS

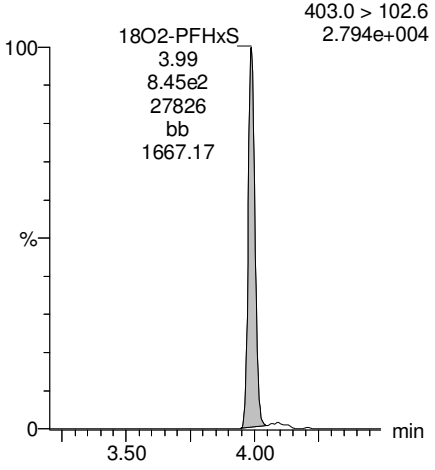

KBF 2/27/2018

Dataset: Z:\Projects\PFAS.PRO\Results\180224M1\180224M1-21.qld

Last Altered: Tuesday, February 27, 2018 10:21:00 Pacific Standard Time
Printed: Tuesday, February 27, 2018 10:23:57 Pacific Standard Time

Name: 180224M1_21, Date: 24-Feb-2018, Time: 16:14:23, ID: 1800342-03 WI-AF-FB01-021318 0.12659, Description: WI-AF-FB01-021318

Total PFOA

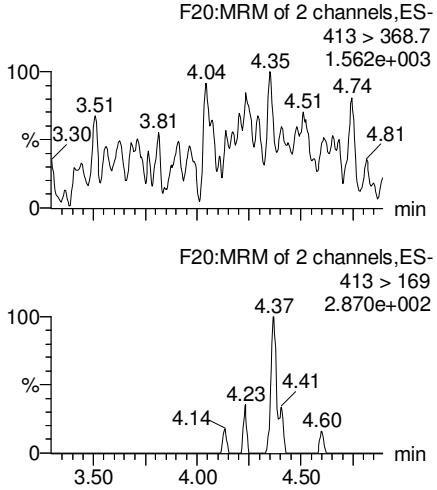

PFNA

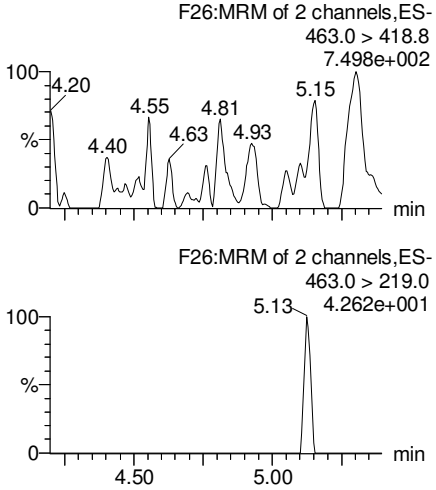

Total PFOS

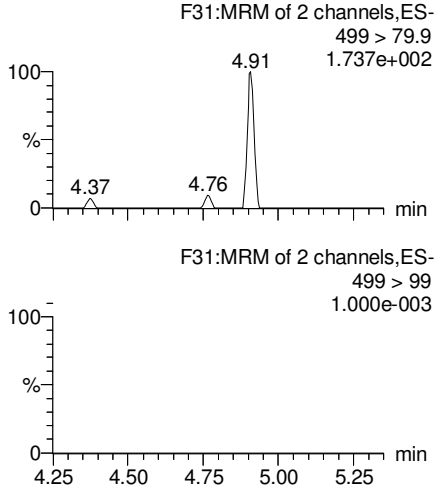

PFDA

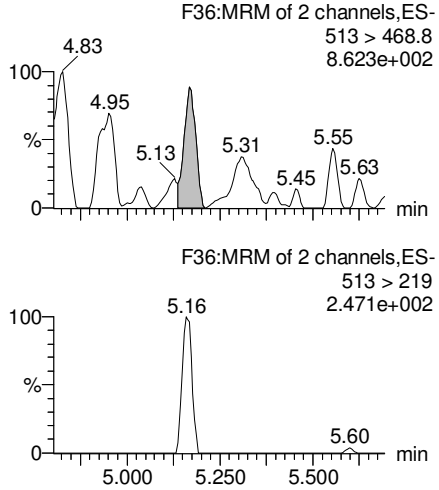

13C2-PFOA

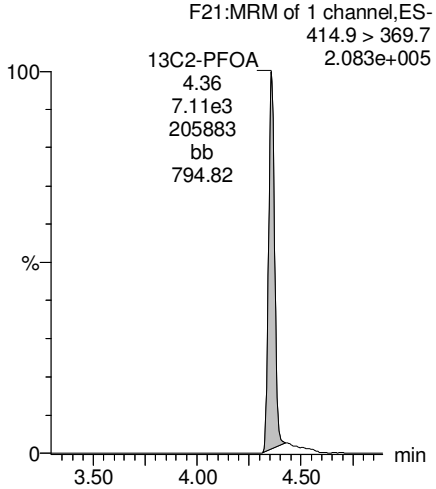

13C5-PFNA

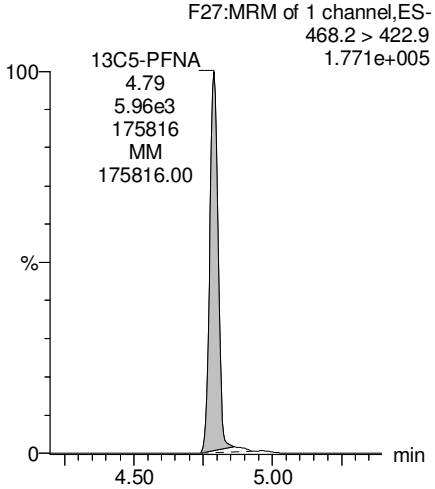

13C8-PFOS

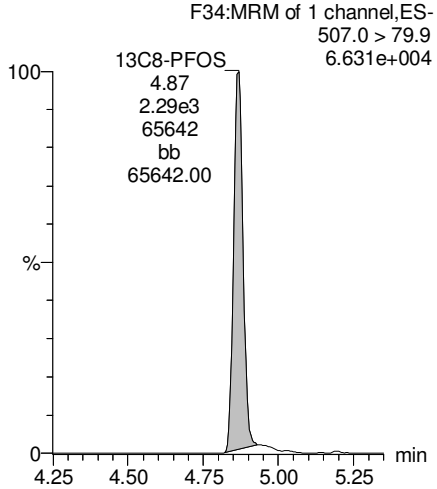

13C2-PFDA

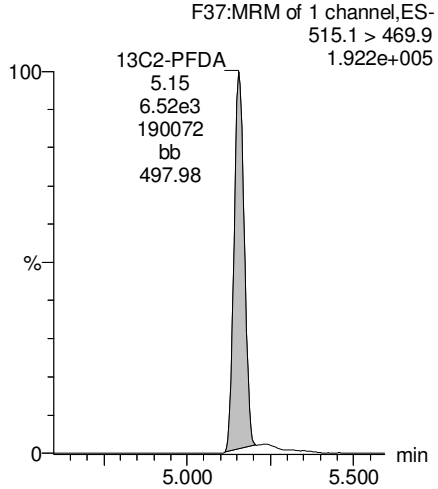

KBF 2/27/2018

Dataset: Z:\Projects\PFAS.PRO\Results\180224M1\180224M1-21.qld

Last Altered: Tuesday, February 27, 2018 10:21:00 Pacific Standard Time
Printed: Tuesday, February 27, 2018 10:23:57 Pacific Standard Time

Name: 180224M1_21, Date: 24-Feb-2018, Time: 16:14:23, ID: 1800342-03 WI-AF-FB01-021318 0.12659, Description: WI-AF-FB01-021318

PFUdA

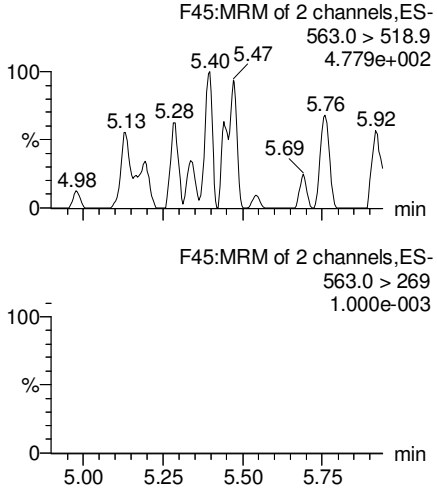

N-MeFOSAA

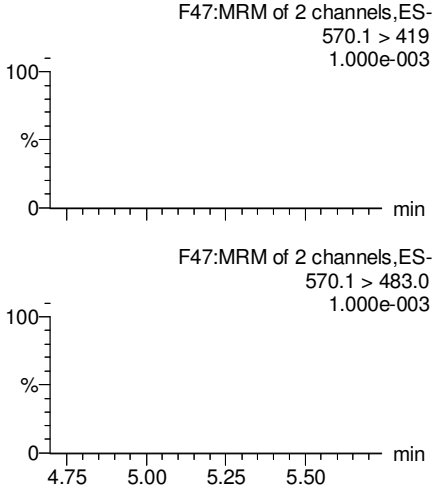

N-EtFOSAA

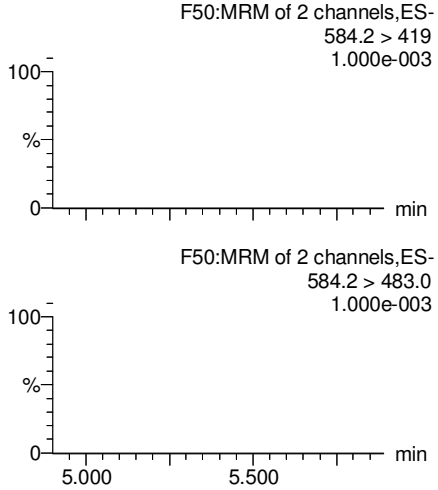

PFDoA

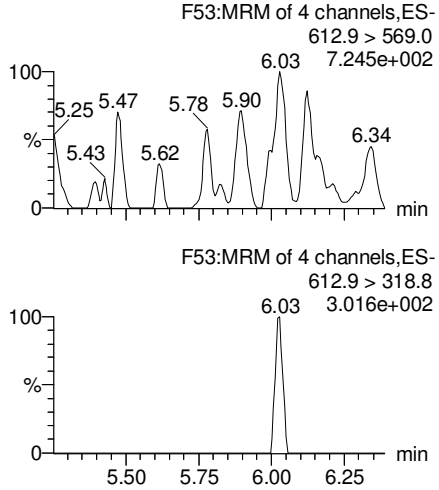

13C2-PFUdA

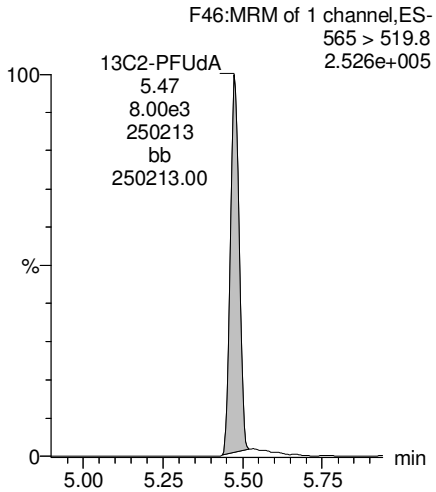

d3-N-MeFOSAA

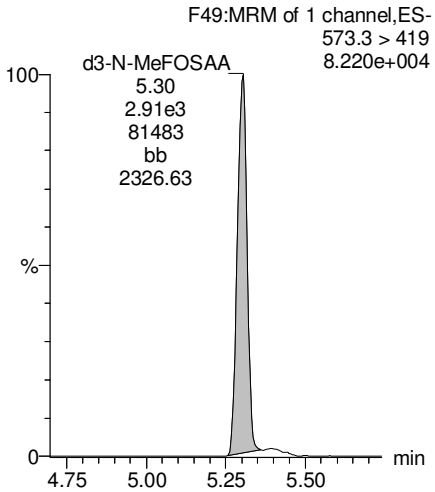

d5-N-EtFOSAA

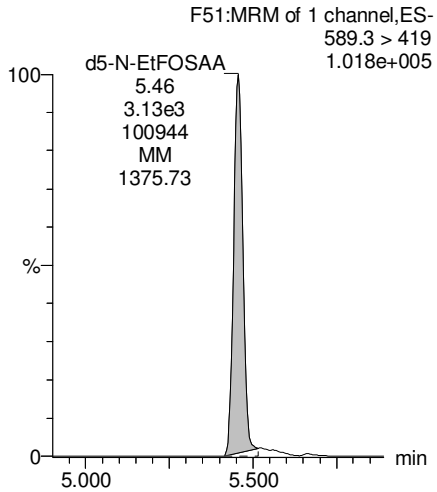

13C2-PFDoA

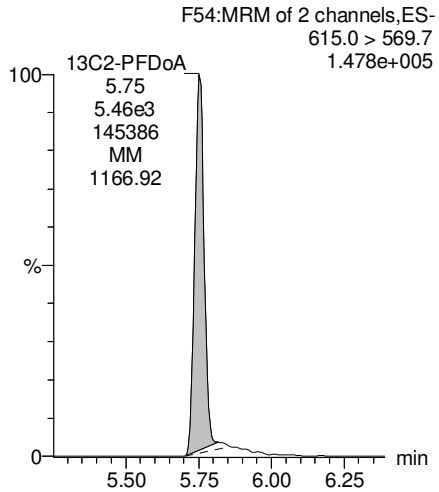

KBF 2/27/2018

Dataset: Z:\Projects\PFAS.PRO\Results\180224M1\180224M1-21.qld

Last Altered: Tuesday, February 27, 2018 10:21:00 Pacific Standard Time
Printed: Tuesday, February 27, 2018 10:23:57 Pacific Standard Time

Name: 180224M1_21, Date: 24-Feb-2018, Time: 16:14:23, ID: 1800342-03 WI-AF-FB01-021318 0.12659, Description: WI-AF-FB01-021318

PFTrDA

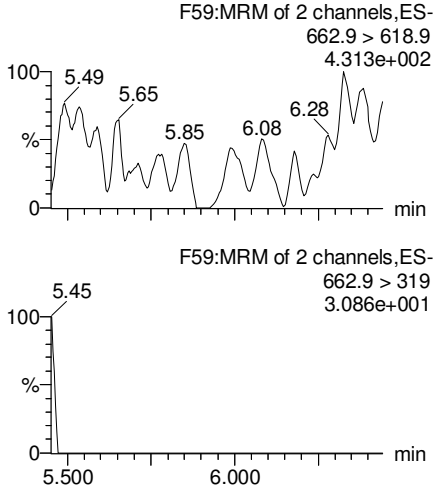

PFTeDA

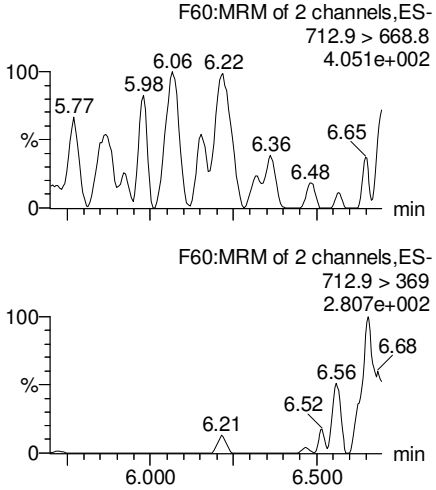

TCDA

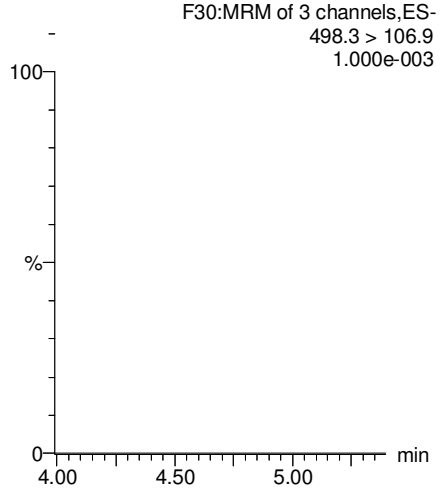

13C5-PFHxA

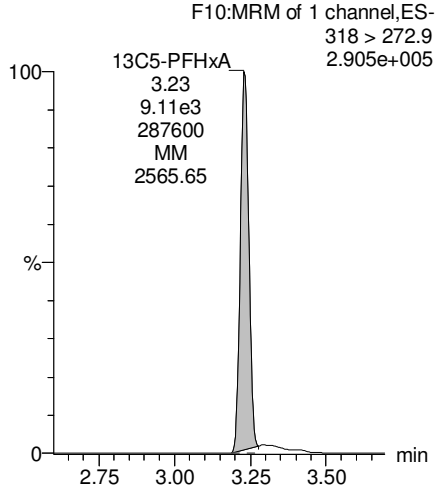

13C2-PFDoA

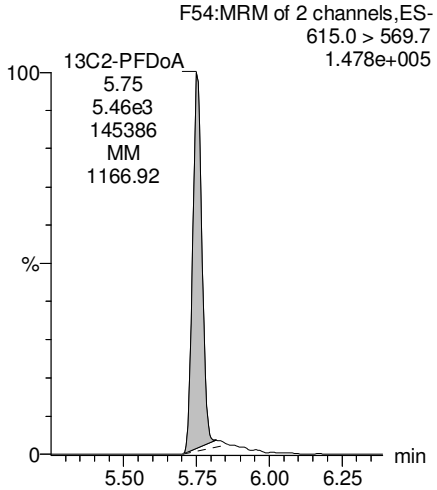

13C2-PFTeDA

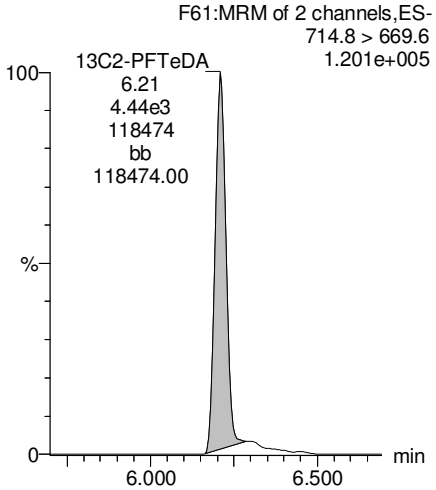

13C8-PFOS

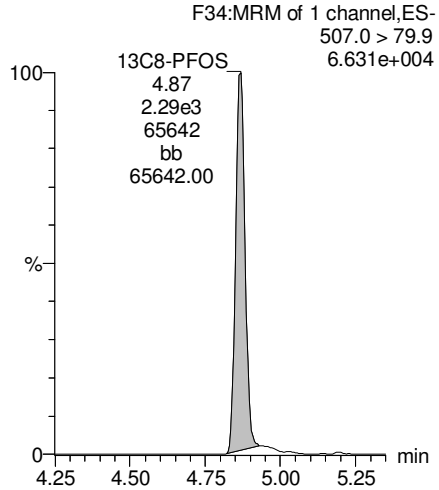

13C8-PFOA

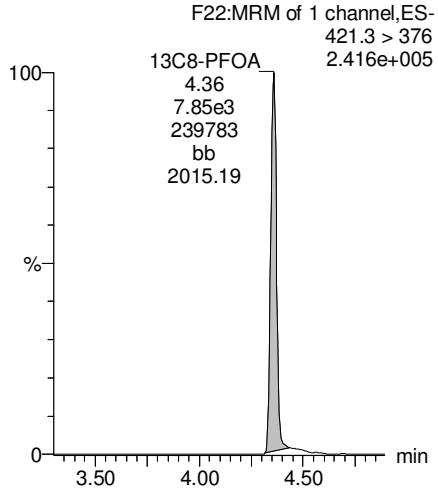

KBF 2/27/2018

Dataset: Z:\Projects\PFAS.PRO\Results\180224M1\180224M1-21.qld

Last Altered: Tuesday, February 27, 2018 10:21:00 Pacific Standard Time
Printed: Tuesday, February 27, 2018 10:23:57 Pacific Standard Time

Name: 180224M1_21, Date: 24-Feb-2018, Time: 16:14:23, ID: 1800342-03 WI-AF-FB01-021318 0.12659, Description: WI-AF-FB01-021318

13C3-PFHxS

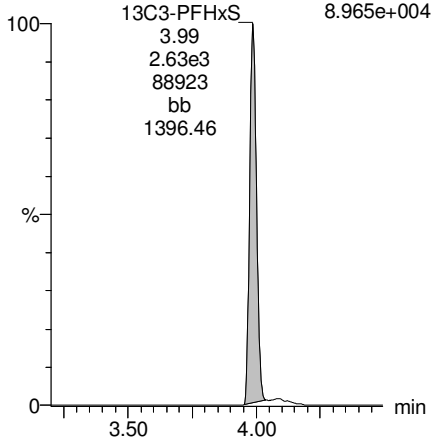

13C9-PFNA

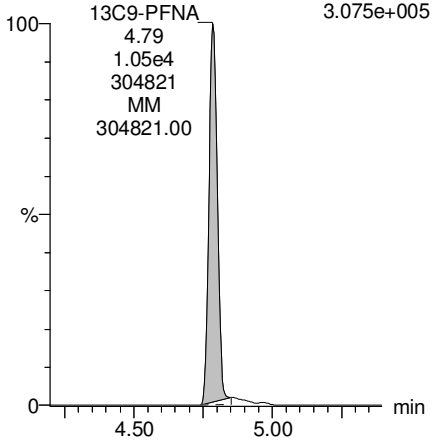

13C4-PFOS

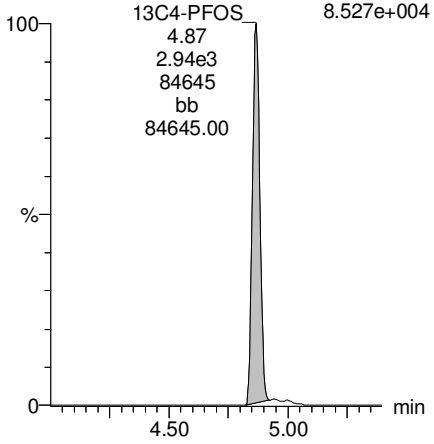

13C6-PFDA

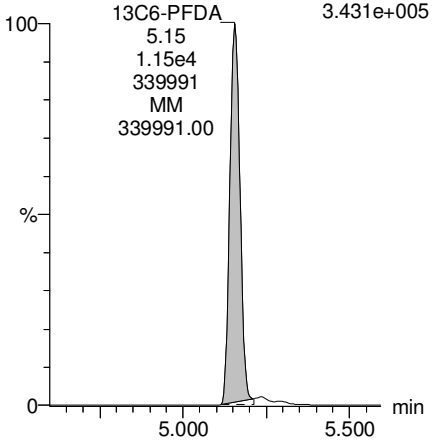

13C7-PFUdA

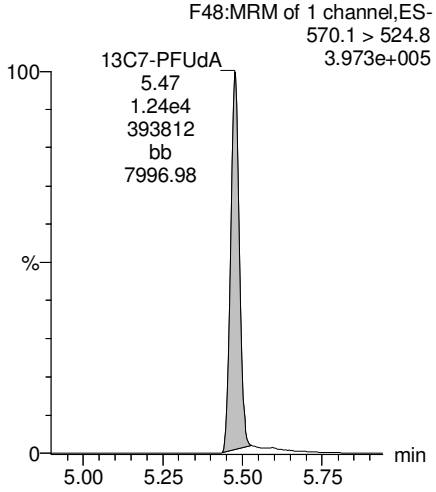

KBF 2/27/2018

Vista Analytical Laboratory

rev: ANP 3/9/2018

Dataset: Z:\Projects\PFAS.PRO\Results\180224M1\180224M1-22.qld

Last Altered: Tuesday, February 27, 2018 11:28:11 Pacific Standard Time
Printed: Tuesday, February 27, 2018 11:29:43 Pacific Standard Time

Method: Z:\Projects\PFAS.PRO\MethDB\PFAS_FULL_80C_022318.mdb 26 Feb 2018 09:30:45
Calibration: Z:\Projects\PFAS.PRO\CurveDB\C18_VAL-PFAS_Q4_02-23-18-FULL.cdb 24 Feb 2018 15:27:24

Name: 180224M1_22, Date: 24-Feb-2018, Time: 16:25:50, ID: 1800342-04 WI-AF-EB01-021318 0.12366, Description: WI-AF-EB01-021318

	#	Name	Trace	Area	IS Area	Wt./Vol.	RRF	Pred.RT	RT	y Axis Resp.	Conc.	%Rec
1	3	PFBS	299.0 > 79.7		1.07e3	0.124		2.60				
2	5	PFHxA	313.2 > 268.9		2.58e3	0.124		3.19				
3	7	PFHpA	363.0 > 318.9		5.24e3	0.124		3.81				
4	8	L-PFHxS	398.9 > 79.6		7.72e2	0.124		4.17				
5	11	L-PFOA	413 > 368.7	1.47e2	1.01e4	0.124		4.40	4.35	0.183	1.4470	
6	14	PFNA	463.0 > 418.8		6.28e3	0.124		4.76				
7	16	L-PFOS	499 > 79.9		2.29e3	0.124		4.95				
8	18	PFDA	513 > 468.8		6.37e3	0.124		5.14				
9	21	N-MeFOSAA	570.1 > 419		2.98e3	0.124		5.29				
10	22	N-EtFOSAA	584.2 > 419		2.98e3	0.124		5.45				
11	23	PFUdA	563.0 > 518.9		6.61e3	0.124		5.46				

KBF 2/27/2018

Vista Analytical Laboratory

rev: ANP 3/9/2018

Dataset: Z:\Projects\PFAS.PRO\Results\180224M1\180224M1-22.qld

Last Altered: Tuesday, February 27, 2018 11:28:11 Pacific Standard Time
Printed: Tuesday, February 27, 2018 11:29:59 Pacific Standard Time

Method: Z:\Projects\PFAS.PRO\MethDB\PFAS_FULL_80C_022318.mdb 26 Feb 2018 09:30:45
Calibration: Z:\Projects\PFAS.PRO\CurveDB\C18_VAL-PFAS_Q4_02-23-18-FULL.cdb 24 Feb 2018 15:27:24

Name: 180224M1_22, Date: 24-Feb-2018, Time: 16:25:50, ID: 1800342-04 WI-AF-EB01-021318 0.12366, Description: WI-AF-EB01-021318

	#	Name	Trace	Area	IS Area	Wt./Vol.	RRF	Pred.RT	RT	y Axis Resp.	Conc.	%Rec
1	25	PFDoA	612.9 > 569.0		6.09e3	0.124		5.74				
2	27	PFTrDA	662.9 > 618.9		6.09e3	0.124		5.98				
3	28	PFTeDA	712.9 > 668.8		4.98e3	0.124		6.20				
4	36	13C3-PFBS	302. > 98.8	1.07e3	9.13e3	0.124	0.116	2.69	2.74	1.46	102.1284	101.0
5	37	13C2-PFHxA	315 > 269.8	2.58e3	9.13e3	0.124	0.732	3.19	3.23	3.54	39.0820	96.7
6	38	13C4-PFHpA	367.2 > 321.8	5.24e3	9.13e3	0.124	0.717	3.81	3.84	7.17	80.9328	80.1
7	39	18O2-PFHxS	403.0 > 102.6	7.72e2	2.66e3	0.124	0.368	3.96	3.98	3.62	79.6639	78.8
8	40	13C2-PFOA	414.9 > 369.7	1.01e4	8.62e3	0.124	1.311	4.33	4.35	14.6	90.1169	89.2
9	41	13C5-PFNA	468.2 > 422.9	6.28e3	8.48e3	0.124	0.974	4.76	4.78	9.26	76.8335	76.0
10	42	13C8-PFOSA	506.1 > 77.7	7.69e2	1.04e4	0.124	0.187	4.83	4.84	0.919	39.6595	39.2
11	43	13C8-PFOS	507.0 > 79.9	2.29e3	2.57e3	0.124	1.075	4.84	4.86	11.1	83.5312	82.6
12	44	13C2-PFDA	515.1 > 469.9	6.37e3	9.27e3	0.124	1.019	5.14	5.15	8.58	68.1125	67.4
13	45	d3-N-MeFOSAA	573.3 > 419	2.98e3	1.04e4	0.124	0.325	5.29	5.30	3.56	88.5704	87.6
14	46	d5-N-EtFOSAA	589.3 > 419	2.98e3	1.04e4	0.124	0.345	5.45	5.45	3.57	83.6915	82.8
15	47	13C2-PFUdA	565 > 519.8	6.61e3	1.04e4	0.124	1.071	5.46	5.47	7.90	59.6688	59.0
16	48	13C2-PFDoA	615.0 > 569.7	6.09e3	1.04e4	0.124	0.995	5.74	5.75	7.29	59.2339	58.6
17	49	d3-N-MeFOSA	515.2 > 168.9		1.04e4	0.124	0.090	5.84				
18	50	13C2-PFTeDA	714.8 > 669.6	4.98e3	1.04e4	0.124	0.551	6.20	6.21	5.96	87.3620	86.4
19	51	d5-N-ETFOSA	531.1 > 168.9		1.04e4	0.124	0.127	6.22				
20	52	13C2-PFHxDA	815 > 769.7	3.23e3	1.04e4	0.124	0.752	6.51	6.52	3.86	41.5685	102.8
21	53	d7-N-MeFOSE	623.1 > 58.9		1.04e4	0.124	0.098	6.31				
22	54	d9-N-EtFOSE	639.2 > 58.8		1.04e4	0.124	0.086	6.45				
23	55	13C4-PFBA	217. > 171.8	7.48e3	7.48e3	0.124	1.000	1.46	1.51	12.5	101.0836	100.0
24	56	13C5-PFHxA	318 > 272.9	9.13e3	9.13e3	0.124	1.000	3.19	3.23	12.5	101.0836	100.0
25	57	13C3-PFHxS	401.9 > 79.9	2.66e3	2.66e3	0.124	1.000	3.96	3.99	12.5	101.0836	100.0
26	58	13C8-PFOA	421.3 > 376	8.62e3	8.62e3	0.124	1.000	4.33	4.35	12.5	101.0836	100.0
27	59	13C9-PFNA	472.2 > 426.9	8.48e3	8.48e3	0.124	1.000	4.70	4.78	12.5	101.0836	100.0
28	60	13C4-PFOS	503 > 79.9	2.57e3	2.57e3	0.124	1.000	4.84	4.86	12.5	101.0836	100.0
29	61	13C6-PFDA	519.1 > 473.7	9.27e3	9.27e3	0.124	1.000	5.14	5.15	12.5	101.0836	100.0
30	62	13C7-PFUdA	570.1 > 524.8	1.04e4	1.04e4	0.124	1.000	5.46	5.47	12.5	101.0836	100.0
31	63	Total PFHxS	398.9 > 79.6	0.00e0	7.72e2	0.124		3.85		0.000		
32	64	Total PFOA	413 > 368.7	1.47e2	1.01e4	0.124		4.21		0.183	1.4470	

KBF 2/27/2018

Vista Analytical Laboratory

rev: ANP 3/9/2018

Dataset: Z:\Projects\PFAS.PRO\Results\180224M1\180224M1-22.qld

Last Altered: Tuesday, February 27, 2018 11:28:11 Pacific Standard Time
Printed: Tuesday, February 27, 2018 11:29:59 Pacific Standard Time

Name: 180224M1_22, Date: 24-Feb-2018, Time: 16:25:50, ID: 1800342-04 WI-AF-EB01-021318 0.12366, Description: WI-AF-EB01-021318

	#	Name	Trace	Area	IS Area	Wt./Vol.	RRF	Pred.RT	RT	y Axis Resp.	Conc.	%Rec
33	65	Total PFOS	499 > 79.9	0.00e0	2.29e3	0.124		4.73		0.000		
34	66	Total N-MeFOSAA	570.1 > 419	0.00e0	2.98e3	0.124		5.29		0.000		
35	67	Total N-EtFOSAA	584.2 > 419	0.00e0	2.98e3	0.124		5.45		0.000		

KBF 2/27/2018

Vista Analytical Laboratory

rev: ANP 3/9/2018

Dataset: Z:\Projects\PFAS.PRO\Results\180224M1\180224M1-22.qld

Last Altered: Tuesday, February 27, 2018 11:28:11 Pacific Standard Time
Printed: Tuesday, February 27, 2018 11:29:59 Pacific Standard Time

Method: Z:\Projects\PFAS.PRO\MethDB\PFAS_FULL_80C_022318.mdb 26 Feb 2018 09:30:45
Calibration: Z:\Projects\PFAS.PRO\CurveDB\C18_VAL-PFAS_Q4_02-23-18-FULL.cdb 24 Feb 2018 15:27:24

Name: 180224M1_22, Date: 24-Feb-2018, Time: 16:25:50, ID: 1800342-04 WI-AF-EB01-021318 0.12366, Description: WI-AF-EB01-021318

PFBS

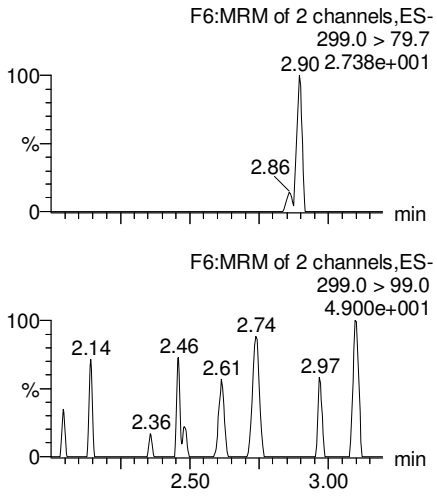

PFHxA

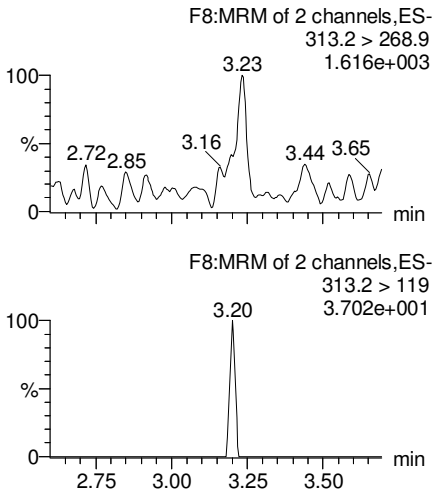

PFHpA

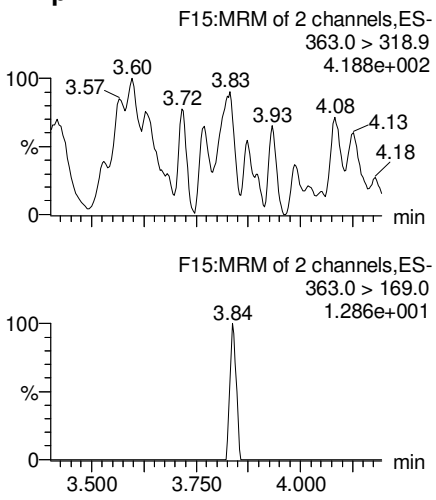

Total PFHxS

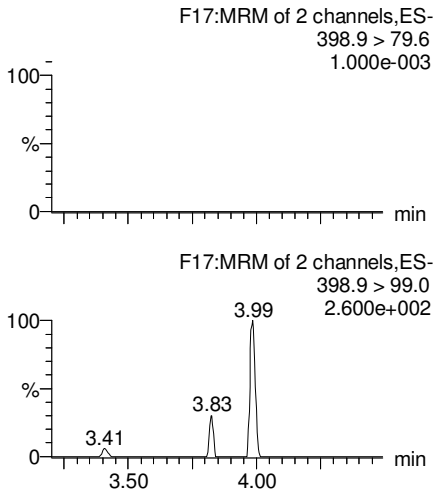

13C3-PFBS

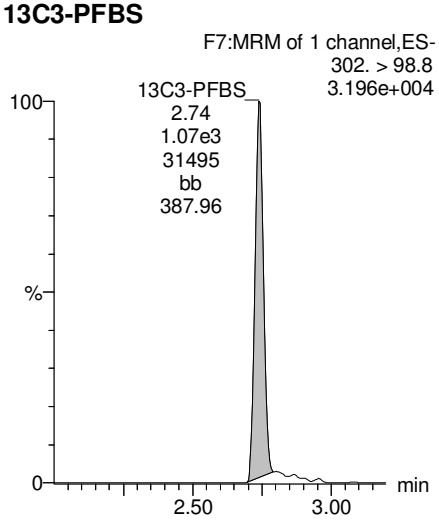

13C2-PFHxA

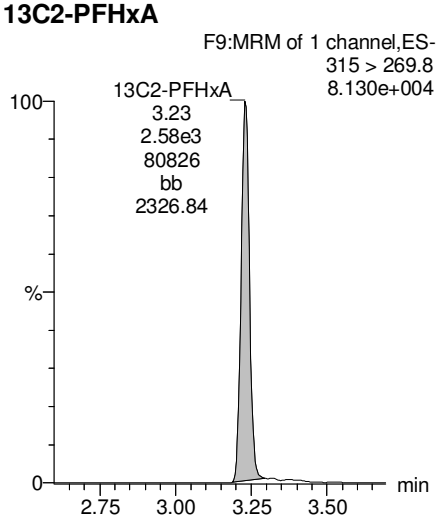

13C4-PFHpA

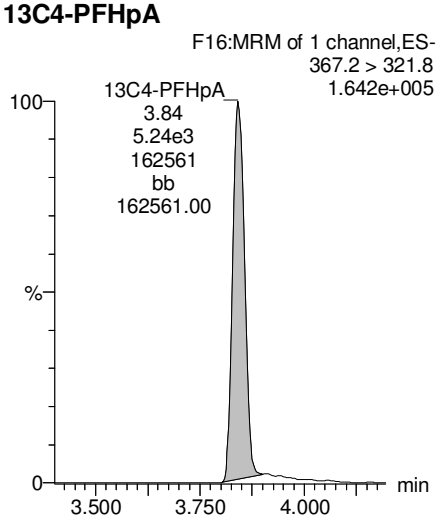

18O2-PFHxS

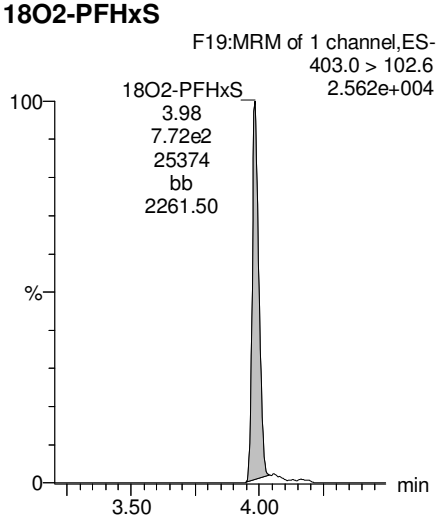

KBF 2/27/2018

Dataset: Z:\Projects\PFAS.PRO\Results\180224M1\180224M1-22.qld

Last Altered: Tuesday, February 27, 2018 11:28:11 Pacific Standard Time
Printed: Tuesday, February 27, 2018 11:29:59 Pacific Standard Time

Name: 180224M1_22, Date: 24-Feb-2018, Time: 16:25:50, ID: 1800342-04 WI-AF-EB01-021318 0.12366, Description: WI-AF-EB01-021318

Total PFOA

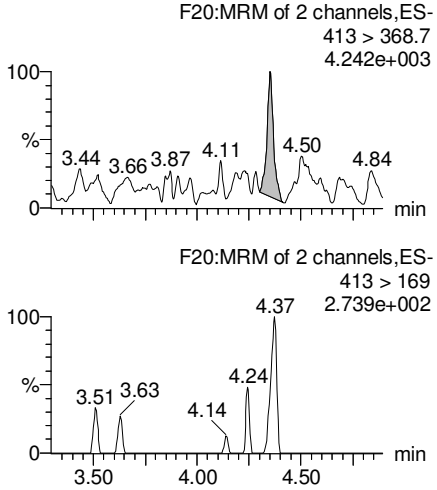

PFNA

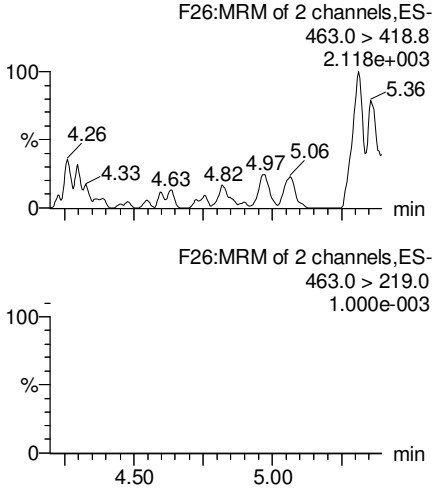

Total PFOS

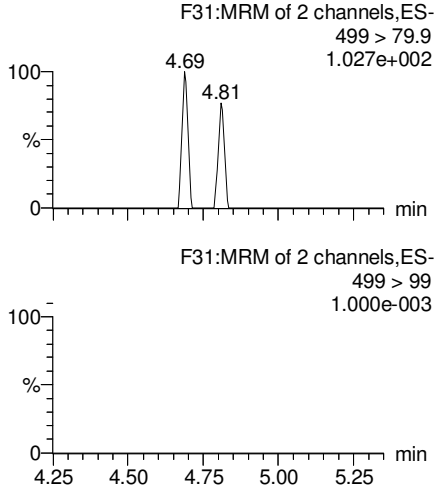

PFDA

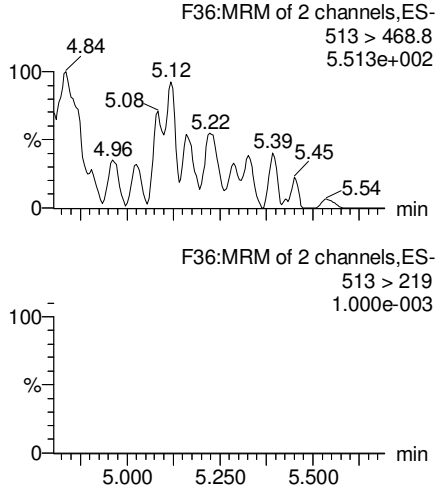

13C2-PFOA

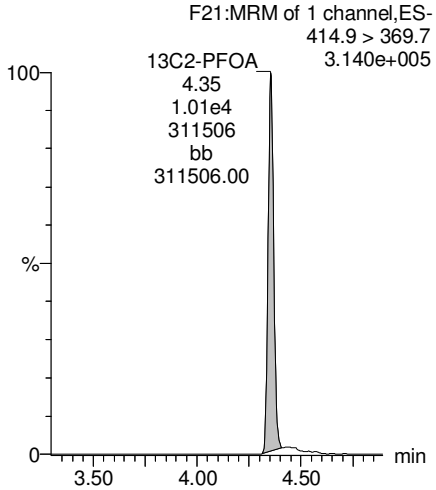

13C5-PFNA

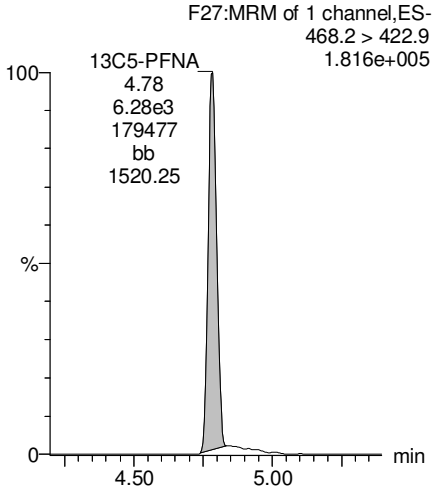

13C8-PFOS

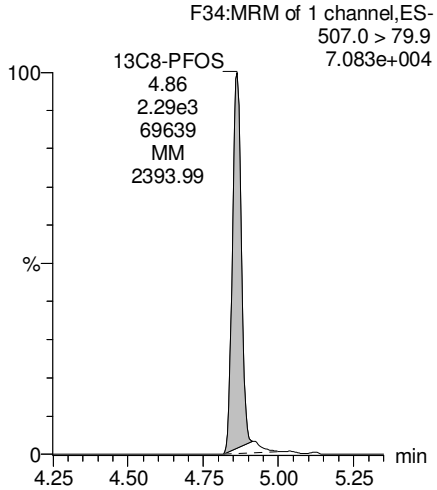

13C2-PFDA

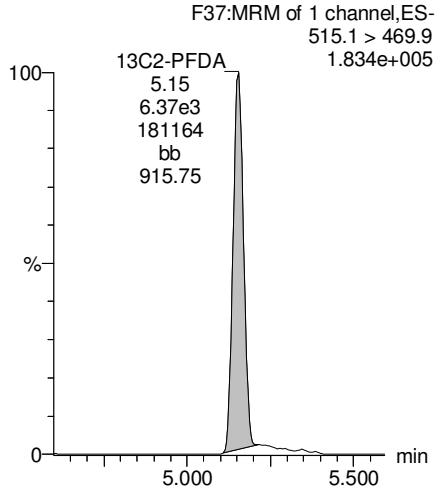

KBF 2/27/2018

Dataset: Z:\Projects\PFAS.PRO\Results\180224M1\180224M1-22.qld

Last Altered: Tuesday, February 27, 2018 11:28:11 Pacific Standard Time
Printed: Tuesday, February 27, 2018 11:29:59 Pacific Standard Time

Name: 180224M1_22, Date: 24-Feb-2018, Time: 16:25:50, ID: 1800342-04 WI-AF-EB01-021318 0.12366, Description: WI-AF-EB01-021318

PFUdA

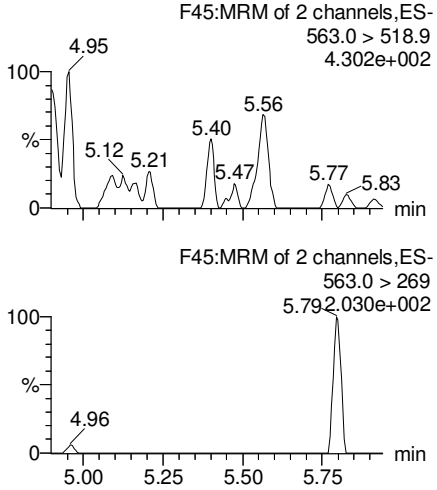

N-MeFOSAA

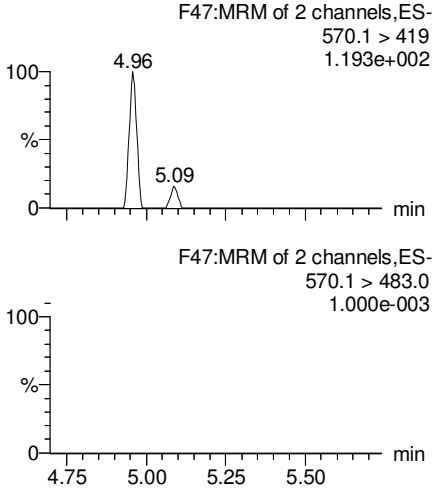

N-EtFOSAA

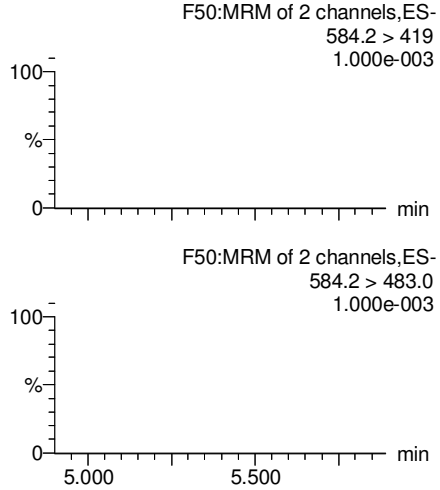

PFDoA

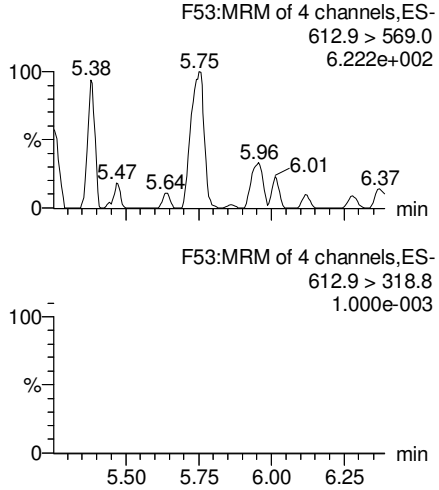

13C2-PFUdA

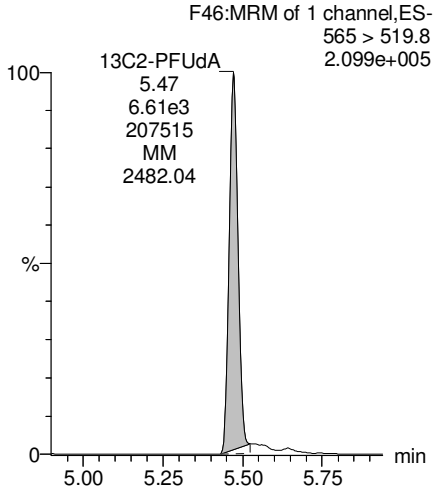

d3-N-MeFOSAA

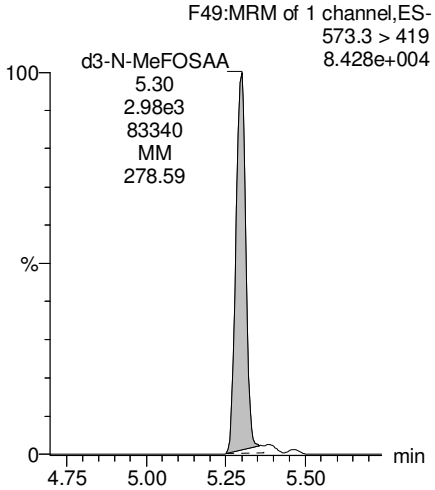

d5-N-EtFOSAA

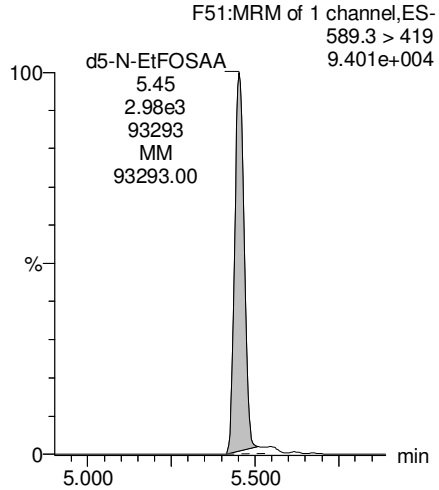

13C2-PFDoA

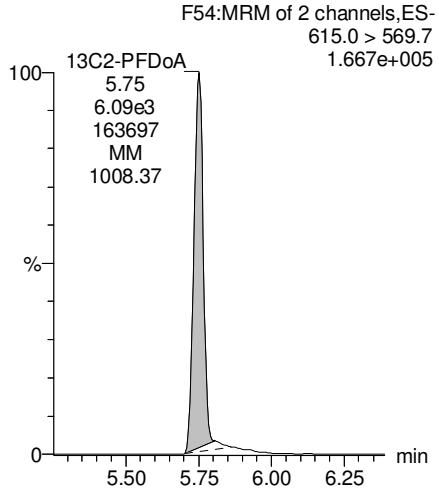

KBF 2/27/2018

Dataset: Z:\Projects\PFAS.PRO\Results\180224M1\180224M1-22.qld

Last Altered: Tuesday, February 27, 2018 11:28:11 Pacific Standard Time
Printed: Tuesday, February 27, 2018 11:29:59 Pacific Standard Time

Name: 180224M1_22, Date: 24-Feb-2018, Time: 16:25:50, ID: 1800342-04 WI-AF-EB01-021318 0.12366, Description: WI-AF-EB01-021318

PFTrDA

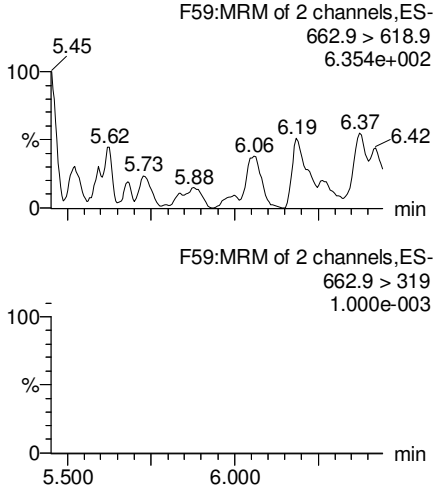

PFTeDA

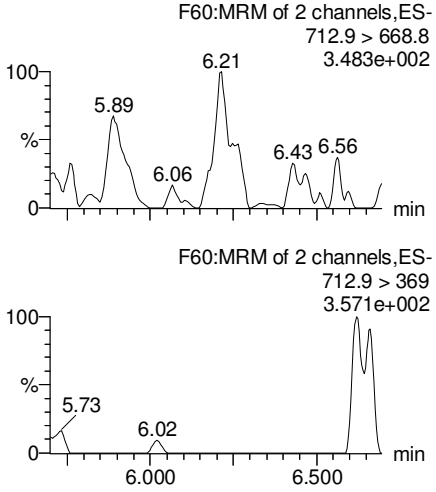

TCDA

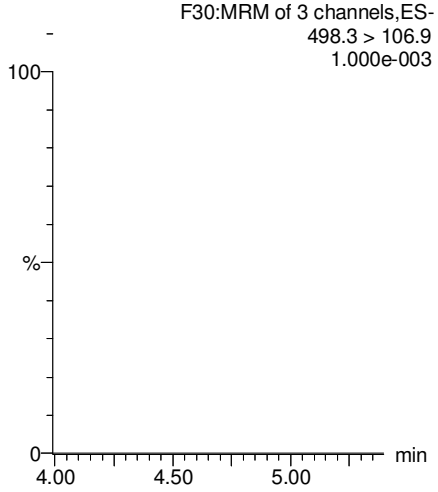

13C5-PFHxA

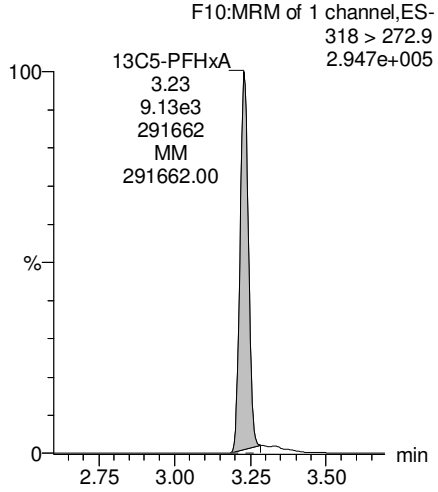

13C2-PFDoA

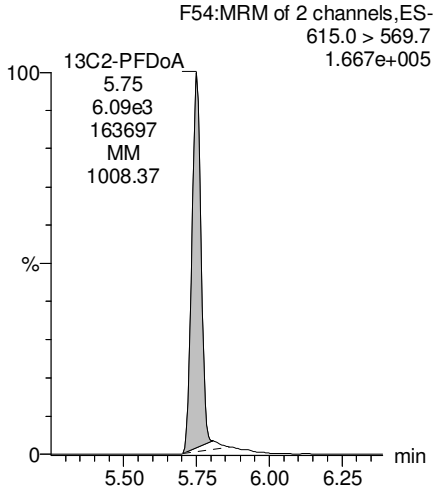

13C2-PFTeDA

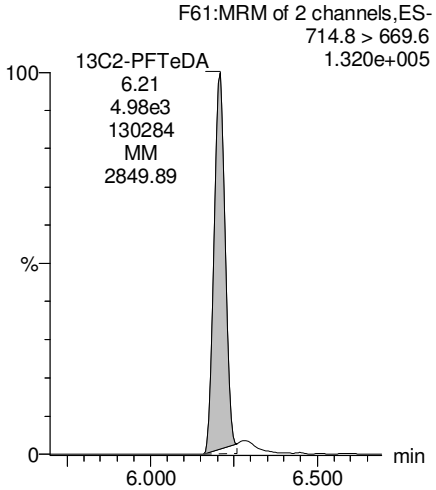

13C8-PFOS

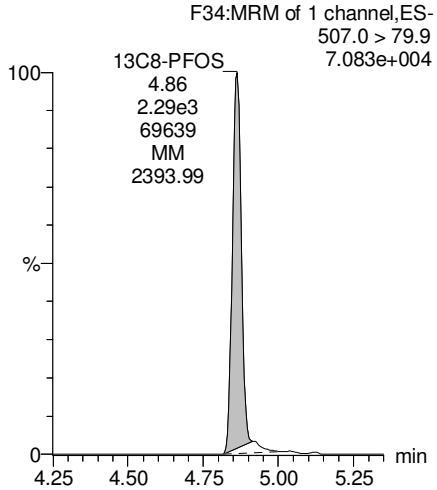

13C8-PFOA

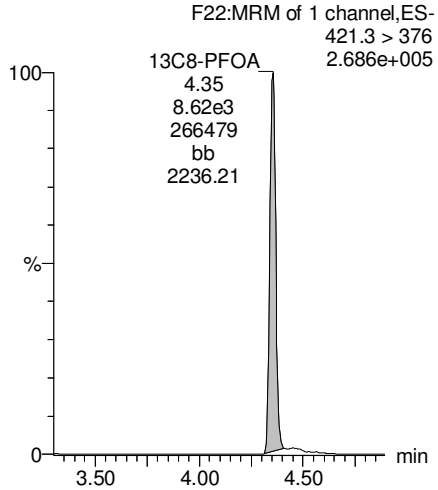

KBF 2/27/2018

Vista Analytical Laboratory

rev: ANP 3/9/2018

Dataset: Z:\Projects\PFAS.PRO\Results\180224M1\180224M1-22.qld

Last Altered: Tuesday, February 27, 2018 11:28:11 Pacific Standard Time
Printed: Tuesday, February 27, 2018 11:29:59 Pacific Standard Time

Name: 180224M1_22, Date: 24-Feb-2018, Time: 16:25:50, ID: 1800342-04 WI-AF-EB01-021318 0.12366, Description: WI-AF-EB01-021318

13C3-PFHxS

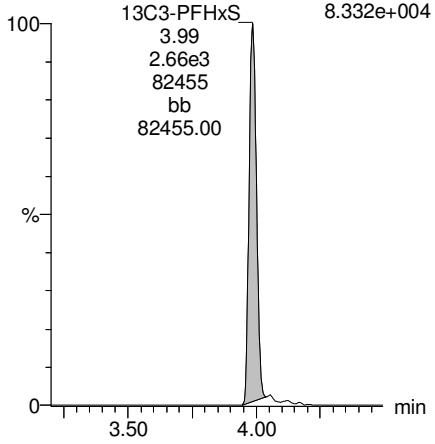

13C9-PFNA

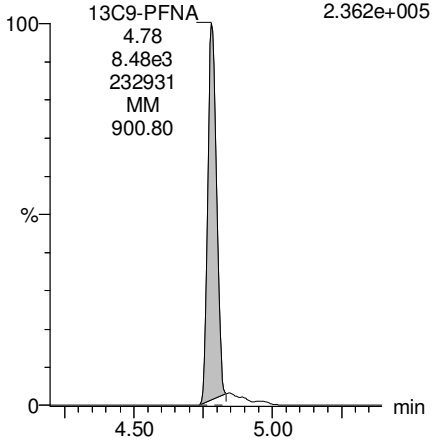

13C4-PFOS

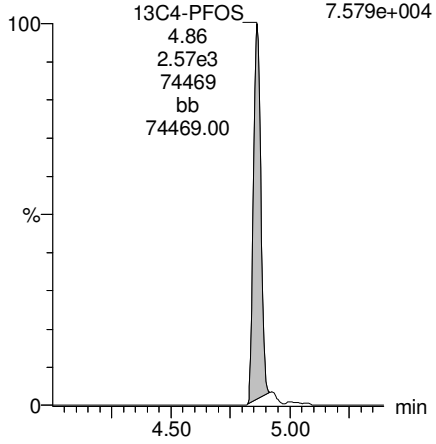

13C6-PFDA

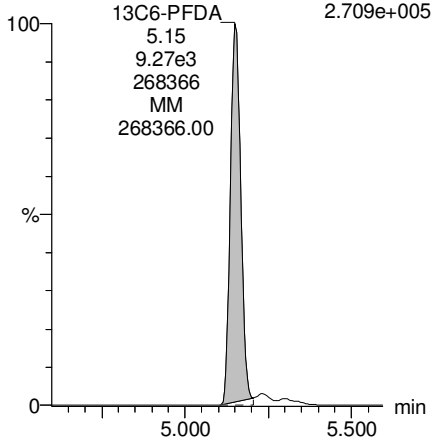

13C7-PFUdA

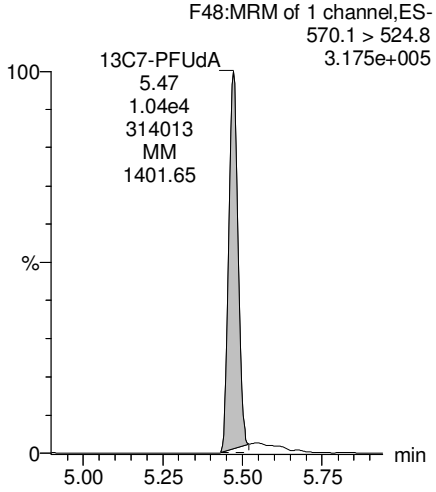

KBF 2/27/2018

Vista Analytical Laboratory

rev: ANP 3/9/2018

Dataset: Z:\Projects\PFAS.PRO\Results\180224M1\180224M1-23.qld

Last Altered: Tuesday, February 27, 2018 11:42:18 Pacific Standard Time
Printed: Tuesday, February 27, 2018 11:42:52 Pacific Standard Time

Method: Z:\Projects\PFAS.PRO\MethDB\PFAS_FULL_80C_022318.mdb 26 Feb 2018 09:30:45
Calibration: Z:\Projects\PFAS.PRO\CurveDB\C18_VAL-PFAS_Q4_02-23-18-FULL.cdb 24 Feb 2018 15:27:24

Name: 180224M1_23, Date: 24-Feb-2018, Time: 16:37:20, ID: 1800342-05 WI-AF-EB03-021318 0.12695, Description: WI-AF-EB03-021318

	#	Name	Trace	Area	IS Area	Wt./Vol.	RRF	Pred.RT	RT	y Axis Resp.	Conc.	%Rec
1	3	PFBS	299.0 > 79.7		1.23e3	0.127		2.60				
2	5	PFHxA	313.2 > 268.9		2.27e3	0.127		3.19				
3	7	PFHpA	363.0 > 318.9		4.83e3	0.127		3.81				
4	8	L-PFHxS	398.9 > 79.6	2.24e-1	8.37e2	0.127		4.17	3.99	0.00334	0.4167	
5	11	L-PFOA	413 > 368.7		7.26e3	0.127		4.40				
6	14	PFNA	463.0 > 418.8		5.72e3	0.127		4.76				
7	16	L-PFOS	499 > 79.9		2.03e3	0.127		4.95				
8	18	PFDA	513 > 468.8		5.84e3	0.127		5.14				
9	21	N-MeFOSAA	570.1 > 419		2.93e3	0.127		5.29				
10	22	N-EtFOSAA	584.2 > 419		2.65e3	0.127		5.45				
11	23	PFUdA	563.0 > 518.9	3.08e1	7.84e3	0.127		5.46	5.47	0.0491	0.6604	

KBF 2/27/2018

Vista Analytical Laboratory

rev: ANP 3/9/2018

Dataset: Z:\Projects\PFAS.PRO\Results\180224M1\180224M1-23.qld

Last Altered: Tuesday, February 27, 2018 11:42:18 Pacific Standard Time
Printed: Tuesday, February 27, 2018 11:43:03 Pacific Standard Time

Method: Z:\Projects\PFAS.PRO\MethDB\PFAS_FULL_80C_022318.mdb 26 Feb 2018 09:30:45
Calibration: Z:\Projects\PFAS.PRO\CurveDB\C18_VAL-PFAS_Q4_02-23-18-FULL.cdb 24 Feb 2018 15:27:24

Name: 180224M1_23, Date: 24-Feb-2018, Time: 16:37:20, ID: 1800342-05 WI-AF-EB03-021318 0.12695, Description: WI-AF-EB03-021318

	#	Name	Trace	Area	IS Area	Wt./Vol.	RRF	Pred.RT	RT	y Axis Resp.	Conc.	%Rec
1	25	PFDoA	612.9 > 569.0		7.41e3	0.127		5.74				
2	27	PFTrDA	662.9 > 618.9		7.41e3	0.127		5.98				
3	28	PFTeDA	712.9 > 668.8		3.85e3	0.127		6.20				
4	36	13C3-PFBS	302. > 98.8	1.23e3	8.76e3	0.127	0.116	2.69	2.74	1.75	119.0107	120.9
5	37	13C2-PFHxA	315 > 269.8	2.27e3	8.76e3	0.127	0.732	3.19	3.23	3.23	34.7836	88.3
6	38	13C4-PFHpA	367.2 > 321.8	4.83e3	8.76e3	0.127	0.717	3.81	3.84	6.89	75.7166	76.9
7	39	18O2-PFHxS	403.0 > 102.6	8.37e2	2.68e3	0.127	0.368	3.96	3.98	3.91	83.6925	85.0
8	40	13C2-PFOA	414.9 > 369.7	7.26e3	8.04e3	0.127	1.311	4.33	4.36	11.3	67.7884	68.8
9	41	13C5-PFNA	468.2 > 422.9	5.72e3	9.95e3	0.127	0.974	4.76	4.78	7.19	58.0991	59.0
10	42	13C8-PFOSA	506.1 > 77.7	5.31e2	1.08e4	0.127	0.187	4.83	4.84	0.613	25.7526	26.2
11	43	13C8-PFOS	507.0 > 79.9	2.03e3	2.72e3	0.127	1.075	4.84	4.86	9.34	68.4637	69.5
12	44	13C2-PFDA	515.1 > 469.9	5.84e3	1.10e4	0.127	1.019	5.14	5.15	6.66	51.4518	52.3
13	45	d3-N-MeFOSAA	573.3 > 419	2.93e3	1.08e4	0.127	0.325	5.29	5.30	3.38	81.8482	83.1
14	46	d5-N-EtFOSAA	589.3 > 419	2.65e3	1.08e4	0.127	0.345	5.45	5.45	3.06	69.7939	70.9
15	47	13C2-PFUdA	565 > 519.8	7.84e3	1.08e4	0.127	1.071	5.46	5.47	9.06	66.6426	67.7
16	48	13C2-PFDoA	615.0 > 569.7	7.41e3	1.08e4	0.127	0.995	5.74	5.75	8.56	67.7628	68.8
17	49	d3-N-MeFOSA	515.2 > 168.9		1.08e4	0.127	0.090	5.84				
18	50	13C2-PFTeDA	714.8 > 669.6	3.85e3	1.08e4	0.127	0.551	6.20	6.21	4.45	63.5862	64.6
19	51	d5-N-ETFOSA	531.1 > 168.9		1.08e4	0.127	0.127	6.22				
20	52	13C2-PFHxDA	815 > 769.7	2.96e3	1.08e4	0.127	0.752	6.51	6.52	3.42	35.7928	90.9
21	53	d7-N-MeFOSE	623.1 > 58.9		1.08e4	0.127	0.098	6.31				
22	54	d9-N-EtFOSE	639.2 > 58.8		1.08e4	0.127	0.086	6.45				
23	55	13C4-PFBA	217. > 171.8	7.87e3	7.87e3	0.127	1.000	1.46	1.51	12.5	98.4640	100.0
24	56	13C5-PFHxA	318 > 272.9	8.76e3	8.76e3	0.127	1.000	3.19	3.23	12.5	98.4640	100.0
25	57	13C3-PFHxS	401.9 > 79.9	2.68e3	2.68e3	0.127	1.000	3.96	3.98	12.5	98.4640	100.0
26	58	13C8-PFOA	421.3 > 376	8.04e3	8.04e3	0.127	1.000	4.33	4.35	12.5	98.4640	100.0
27	59	13C9-PFNA	472.2 > 426.9	9.95e3	9.95e3	0.127	1.000	4.70	4.78	12.5	98.4640	100.0
28	60	13C4-PFOS	503 > 79.9	2.72e3	2.72e3	0.127	1.000	4.84	4.86	12.5	98.4640	100.0
29	61	13C6-PFDA	519.1 > 473.7	1.10e4	1.10e4	0.127	1.000	5.14	5.15	12.5	98.4640	100.0
30	62	13C7-PFUdA	570.1 > 524.8	1.08e4	1.08e4	0.127	1.000	5.46	5.47	12.5	98.4640	100.0
31	63	Total PFHxS	398.9 > 79.6	2.24e-1	8.37e2	0.127		3.85		0.00334	0.4167	
32	64	Total PFOA	413 > 368.7	0.00e0	7.26e3	0.127		4.21		0.000		

KBF 2/27/2018

Vista Analytical Laboratory

rev: ANP 3/9/2018

Dataset: Z:\Projects\PFAS.PRO\Results\180224M1\180224M1-23.qld

Last Altered: Tuesday, February 27, 2018 11:42:18 Pacific Standard Time
Printed: Tuesday, February 27, 2018 11:43:03 Pacific Standard Time

Name: 180224M1_23, Date: 24-Feb-2018, Time: 16:37:20, ID: 1800342-05 WI-AF-EB03-021318 0.12695, Description: WI-AF-EB03-021318

	#	Name	Trace	Area	IS Area	Wt./Vol.	RRF	Pred.RT	RT	y Axis Resp.	Conc.	%Rec
33	65	Total PFOS	499 > 79.9	0.00e0	2.03e3	0.127		4.73		0.000		
34	66	Total N-MeFOSAA	570.1 > 419	0.00e0	2.93e3	0.127		5.29		0.000		
35	67	Total N-EtFOSAA	584.2 > 419	0.00e0	2.65e3	0.127		5.45		0.000		

KBF 2/27/2018

Vista Analytical Laboratory

rev: ANP 3/9/2018

Dataset: Z:\Projects\PFAS.PRO\Results\180224M1\180224M1-23.qld

Last Altered: Tuesday, February 27, 2018 11:42:18 Pacific Standard Time
Printed: Tuesday, February 27, 2018 11:43:03 Pacific Standard Time

Method: Z:\Projects\PFAS.PRO\MethDB\PFAS_FULL_80C_022318.mdb 26 Feb 2018 09:30:45
Calibration: Z:\Projects\PFAS.PRO\CurveDB\C18_VAL-PFAS_Q4_02-23-18-FULL.cdb 24 Feb 2018 15:27:24

Name: 180224M1_23, Date: 24-Feb-2018, Time: 16:37:20, ID: 1800342-05 WI-AF-EB03-021318 0.12695, Description: WI-AF-EB03-021318

PFBS

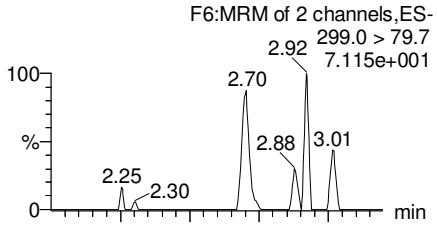

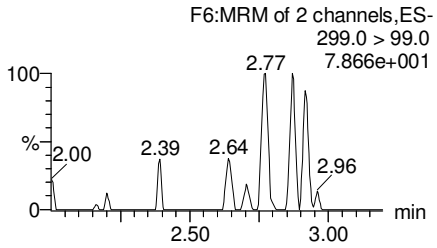

PFHxA

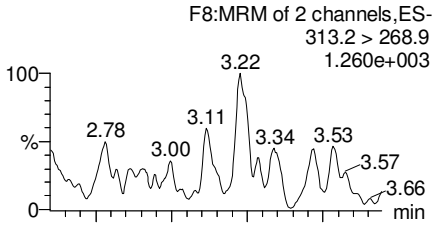

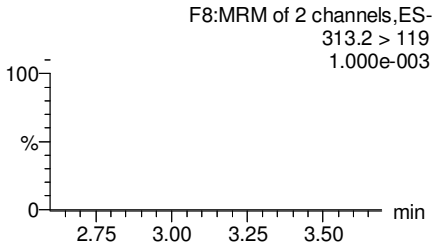

PFHpA

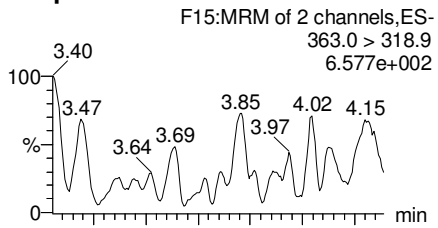

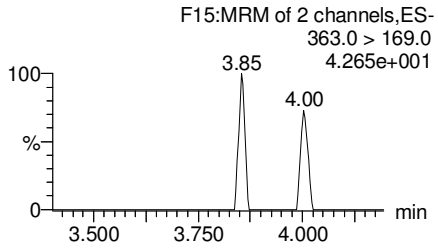

Total PFHxS

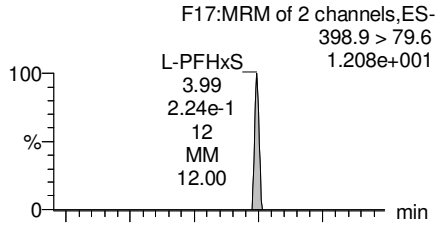

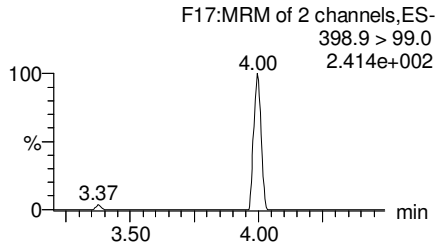

13C3-PFBS

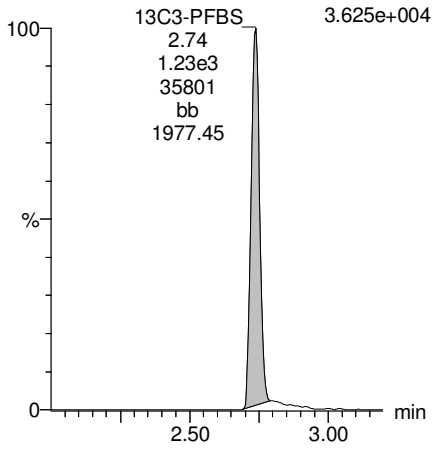

13C2-PFHxA

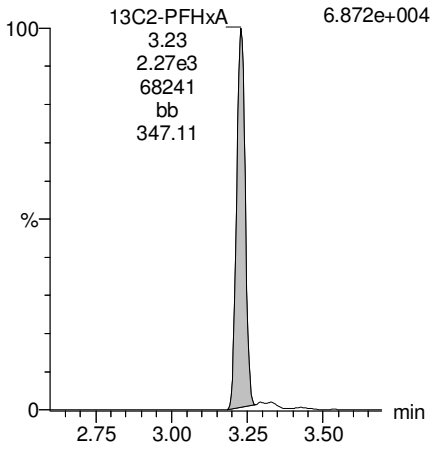

13C4-PFHpA

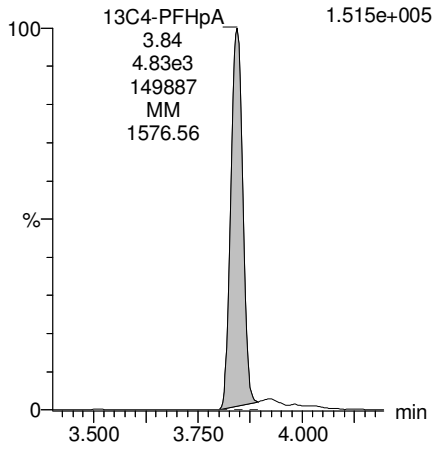

18O2-PFHxS

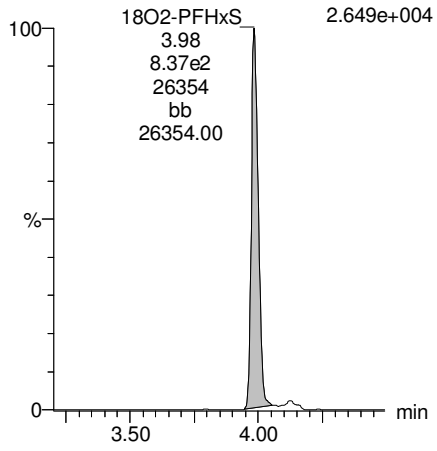

KBF 2/27/2018

Dataset: Z:\Projects\PFAS.PRO\Results\180224M1\180224M1-23.qld

Last Altered: Tuesday, February 27, 2018 11:42:18 Pacific Standard Time
Printed: Tuesday, February 27, 2018 11:43:03 Pacific Standard Time

Name: 180224M1_23, Date: 24-Feb-2018, Time: 16:37:20, ID: 1800342-05 WI-AF-EB03-021318 0.12695, Description: WI-AF-EB03-021318

Total PFOA

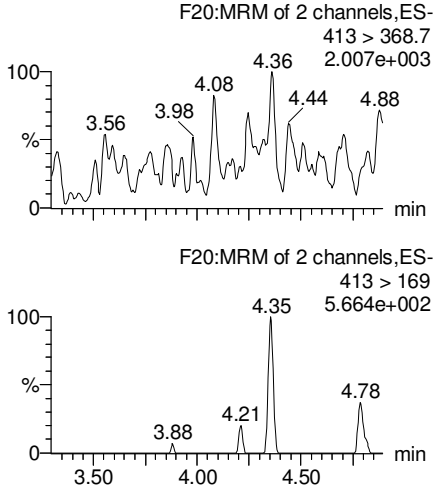

PFNA

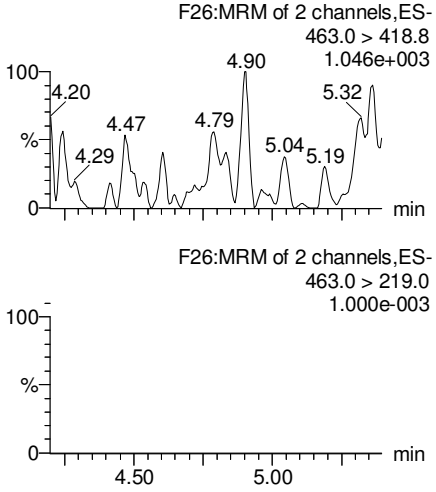

Total PFOS

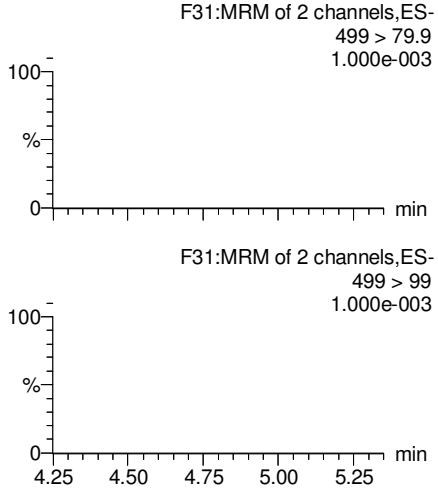

PFDA

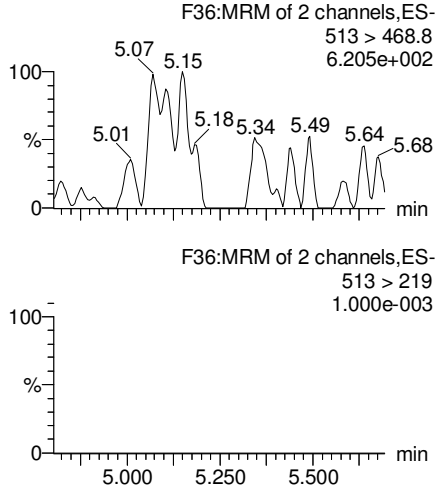

13C2-PFOA

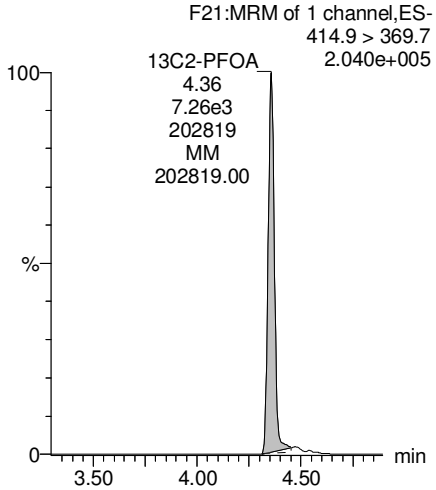

13C5-PFNA

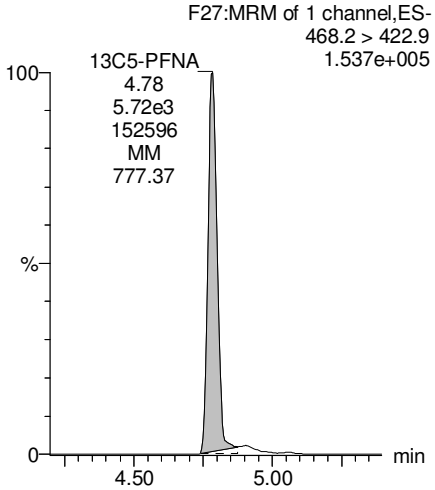

13C8-PFOS

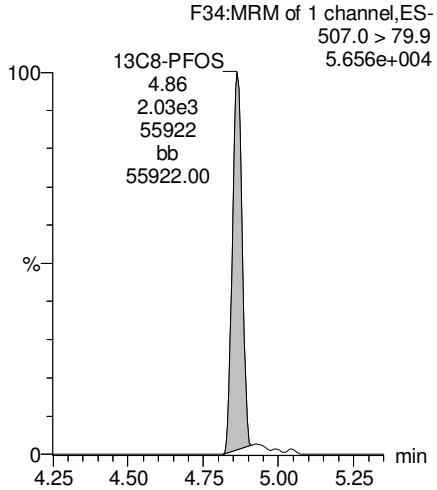

13C2-PFDA

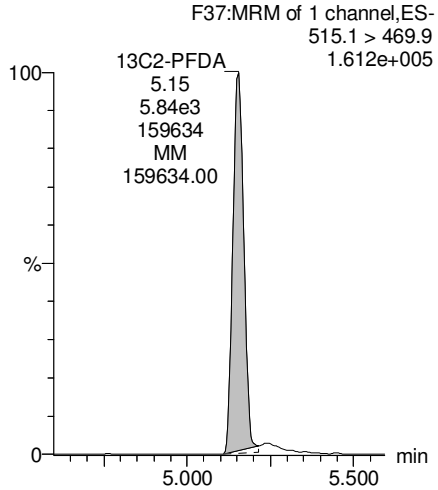

KBF 2/27/2018

Dataset: Z:\Projects\PFAS.PRO\Results\180224M1\180224M1-23.qld

Last Altered: Tuesday, February 27, 2018 11:42:18 Pacific Standard Time
Printed: Tuesday, February 27, 2018 11:43:03 Pacific Standard Time

Name: 180224M1_23, Date: 24-Feb-2018, Time: 16:37:20, ID: 1800342-05 WI-AF-EB03-021318 0.12695, Description: WI-AF-EB03-021318

PFUdA

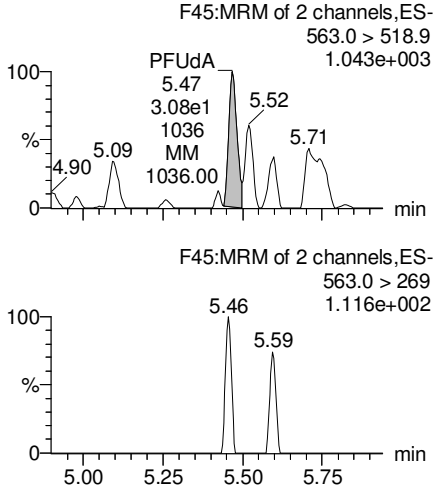

N-MeFOSAA

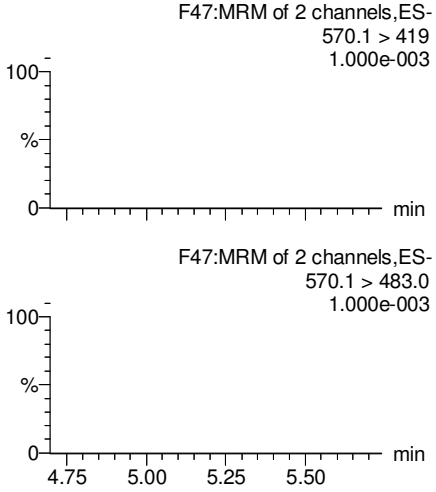

N-EtFOSAA

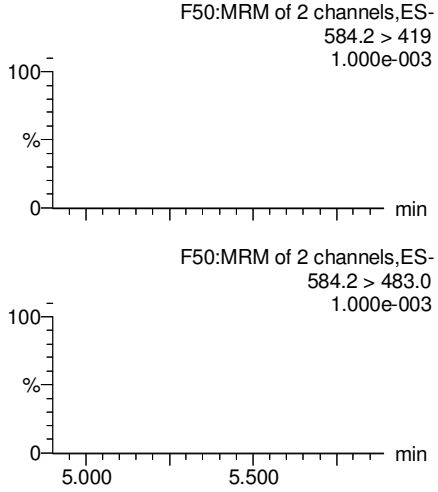

PFDoA

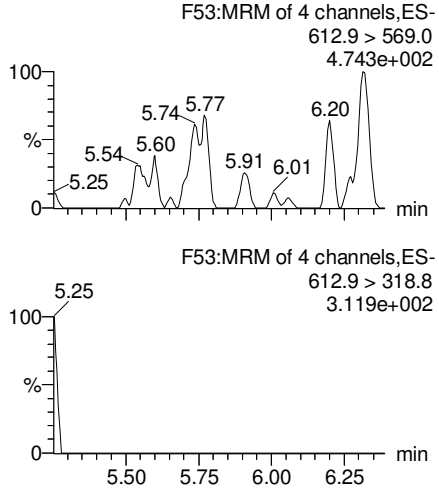

13C2-PFUdA

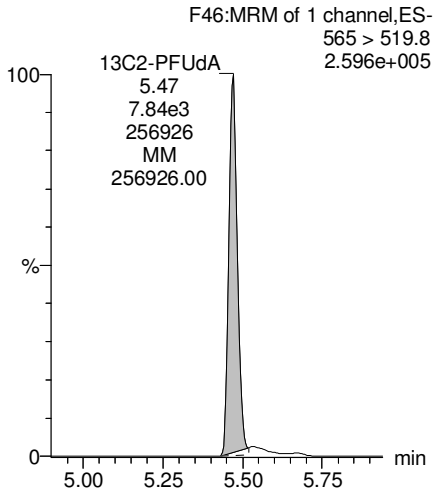

d3-N-MeFOSAA

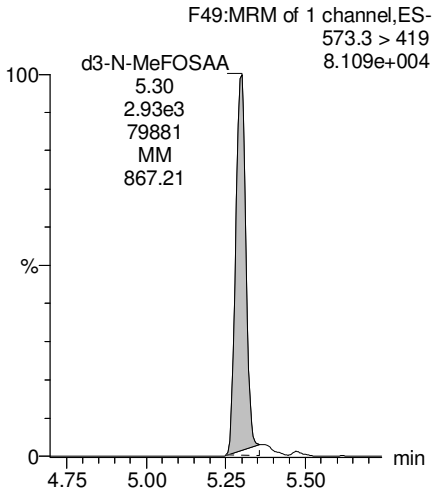

d5-N-EtFOSAA

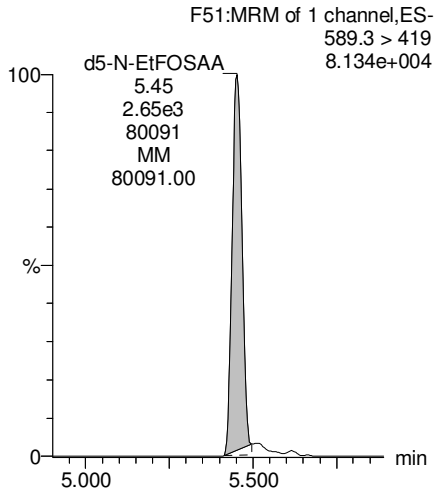

13C2-PFDoA

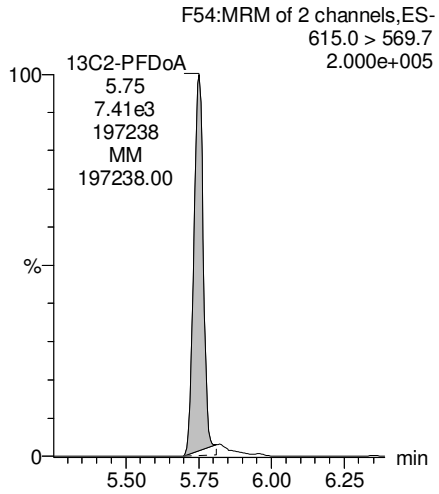

KBF 2/27/2018

Dataset: Z:\Projects\PFAS.PRO\Results\180224M1\180224M1-23.qld

Last Altered: Tuesday, February 27, 2018 11:42:18 Pacific Standard Time
Printed: Tuesday, February 27, 2018 11:43:03 Pacific Standard Time

Name: 180224M1_23, Date: 24-Feb-2018, Time: 16:37:20, ID: 1800342-05 WI-AF-EB03-021318 0.12695, Description: WI-AF-EB03-021318

PFTrDA

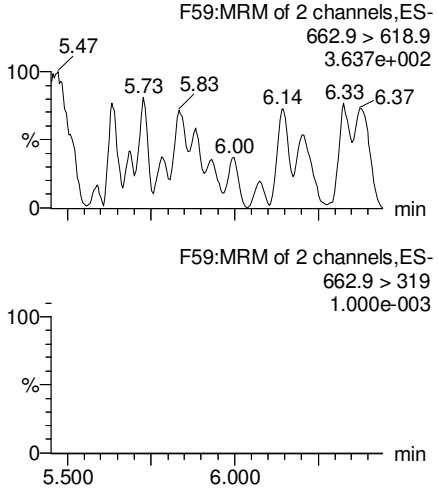

PFTeDA

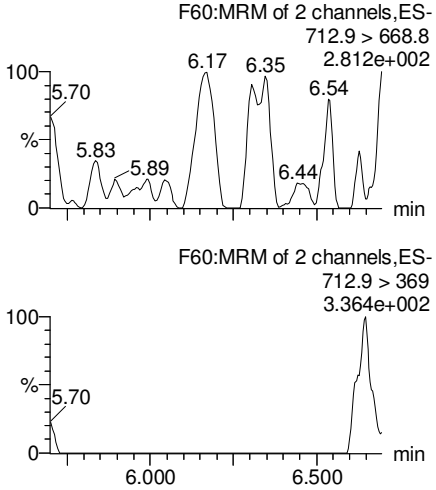

TCDA

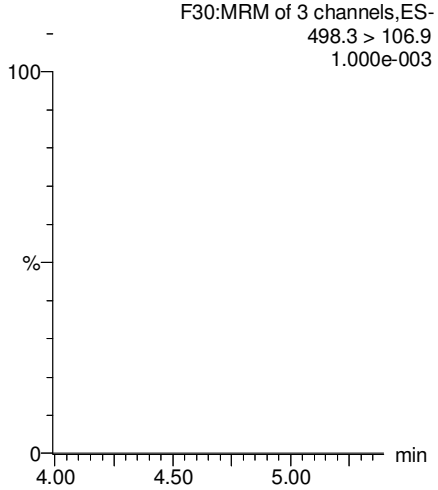

13C5-PFHxA

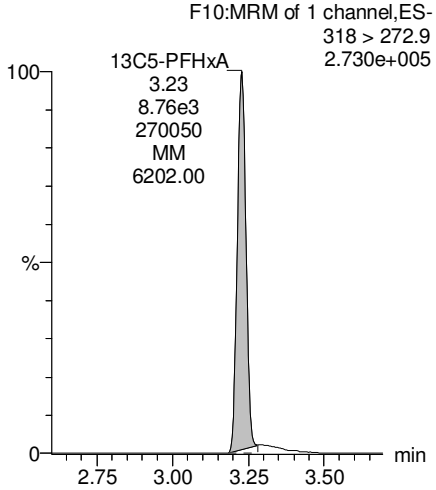

13C2-PFDoA

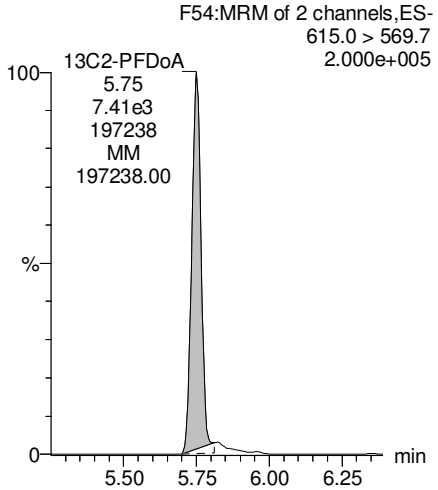

13C2-PFTeDA

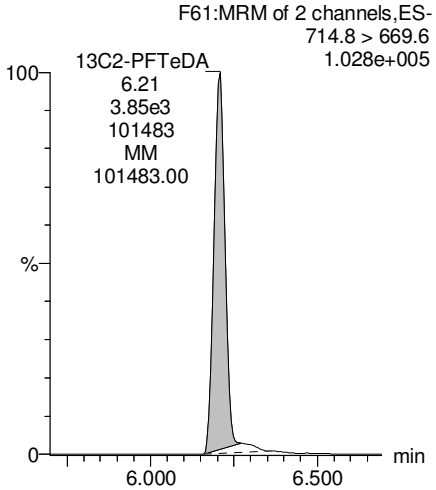

13C8-PFOS

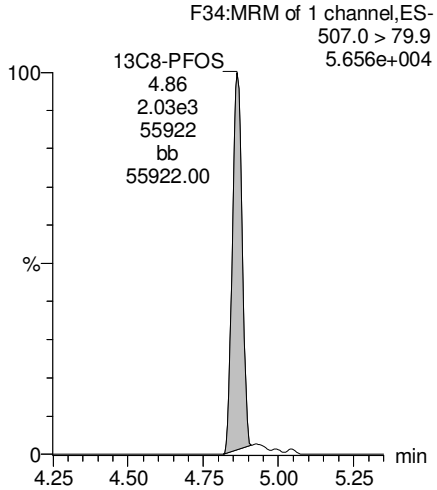

13C8-PFOA

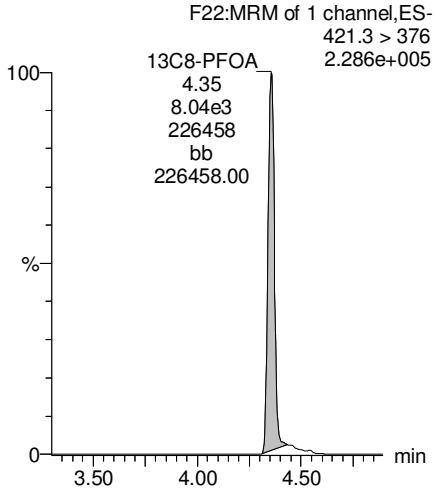

KBF 2/27/2018

Vista Analytical Laboratory

rev: ANP 3/9/2018

Dataset: Z:\Projects\PFAS.PRO\Results\180224M1\180224M1-23.qld

Last Altered: Tuesday, February 27, 2018 11:42:18 Pacific Standard Time
Printed: Tuesday, February 27, 2018 11:43:03 Pacific Standard Time

Name: 180224M1_23, Date: 24-Feb-2018, Time: 16:37:20, ID: 1800342-05 WI-AF-EB03-021318 0.12695, Description: WI-AF-EB03-021318

13C3-PFHxS

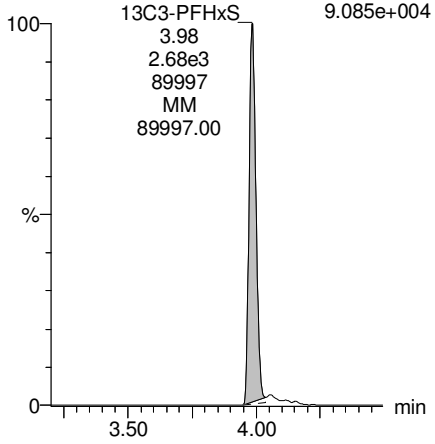

13C9-PFNA

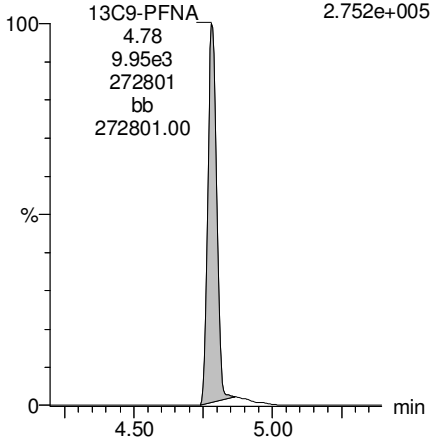

13C4-PFOS

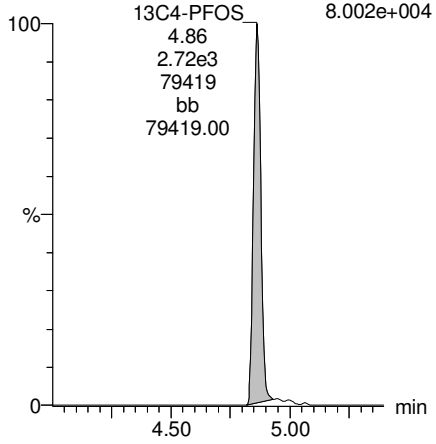

13C6-PFDA

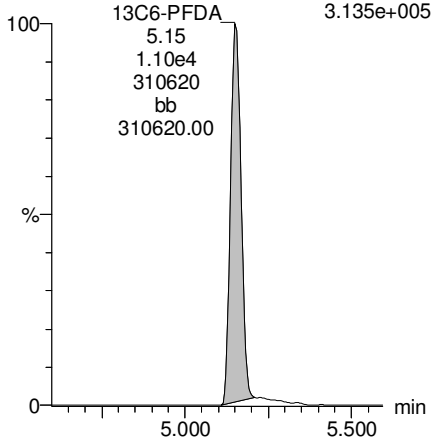

13C7-PFUdA

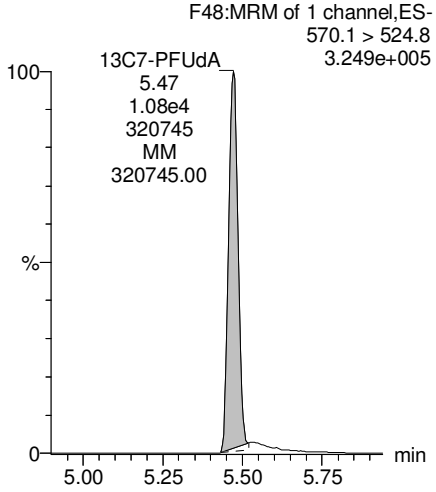

KBF 2/27/2018

Vista Analytical Laboratory

rev ANP 3/9/2018

Dataset: Z:\Projects\PFAS.PRO\Results\180226M1\180226M1-4.qld

Last Altered: Friday, March 09, 2018 15:41:20 Pacific Standard Time
Printed: Friday, March 09, 2018 15:44:12 Pacific Standard Time

Method: Z:\Projects\PFAS.PRO\MethDB\PFAS_FULL_80C_022618.mdb 27 Feb 2018 13:06:57
Calibration: Z:\Projects\PFAS.PRO\CurveDB\C18_VAL-PFAS_Q4_02-26-18-FULL.cdb 27 Feb 2018 13:10:36

Name: 180226M1_4, Date: 26-Feb-2018, Time: 10:01:38, ID: 1800342-06 WI-AF-EB04-021318 0.12464, Description: WI-AF-EB04-021318

	#	Name	Trace	Area	IS Area	Wt./Vol.	RRF	Pred.RT	RT	y Axis Resp.	Conc.	%Rec
1	3	PFBS	299.0 > 79.7		1.21e3	0.125		2.60				
2	5	PFHxA	313.2 > 268.9		2.31e3	0.125		3.19				
3	7	PFHpA	363.0 > 318.9		5.89e3	0.125		3.81				
4	8	L-PFHxS	398.9 > 79.6	1.28e0	9.83e2	0.125		4.17	3.88	0.0162	0.5254	
5	11	L-PFOA	413 > 368.7	7.35e1	8.42e3	0.125		4.40	4.25	0.109		
6	14	PFNA	463.0 > 418.8		7.19e3	0.125		4.76				
7	16	L-PFOS	499 > 79.9		2.68e3	0.125		4.69				
8	18	PFDA	513 > 468.8		6.47e3	0.125		5.14				
9	21	N-MeFOSAA	570.1 > 419		3.23e3	0.125		5.29				
10	22	N-EtFOSAA	584.2 > 419		3.23e3	0.125		5.45				
11	23	PFUdA	563.0 > 518.9		6.32e3	0.125		5.46				

KBF 3/9/2018

Vista Analytical Laboratory

rev ANP 3/9/2018

Dataset: Z:\Projects\PFAS.PRO\Results\180226M1\180226M1-4.qld

Last Altered: Friday, March 09, 2018 15:41:20 Pacific Standard Time
Printed: Friday, March 09, 2018 15:44:24 Pacific Standard Time

Method: Z:\Projects\PFAS.PRO\MethDB\PFAS_FULL_80C_022618.mdb 27 Feb 2018 13:06:57
Calibration: Z:\Projects\PFAS.PRO\CurveDB\C18_VAL-PFAS_Q4_02-26-18-FULL.cdb 27 Feb 2018 13:10:36

Name: 180226M1_4, Date: 26-Feb-2018, Time: 10:01:38, ID: 1800342-06 WI-AF-EB04-021318 0.12464, Description: WI-AF-EB04-021318

	#	Name	Trace	Area	IS Area	Wt./Vol.	RRF	Pred.RT	RT	y Axis Resp.	Conc.	%Rec
1	25	PFDoA	612.9 > 569.0		6.32e3	0.125		5.74				
2	27	PFTrDA	662.9 > 618.9		6.49e3	0.125		5.98				
3	28	PFTeDA	712.9 > 668.8		2.86e3	0.125		6.20				
4	36	13C3-PFBS	302. > 98.8	1.21e3	9.22e3	0.125	0.126	2.69	2.62	1.64	104.2995	104.0
5	37	13C2-PFHxA	315 > 269.8	2.31e3	9.22e3	0.125	0.758	3.19	3.11	3.13	33.1751	82.7
6	38	13C4-PFHpA	367.2 > 321.8	5.89e3	9.22e3	0.125	0.721	3.81	3.73	7.99	88.9981	88.7
7	39	18O2-PFHxS	403.0 > 102.6	9.83e2	2.75e3	0.125	0.368	3.96	3.87	4.46	97.4138	97.1
8	40	13C2-PFOA	414.9 > 369.7	8.42e3	8.98e3	0.125	1.223	4.33	4.25	11.7	76.9253	76.7
9	41	13C5-PFNA	468.2 > 422.9	7.19e3	1.11e4	0.125	0.947	4.76	4.68	8.11	68.6666	68.5
10	42	13C8-PFOSA	506.1 > 77.7	9.74e2	1.13e4	0.125	0.245	4.83	4.74	1.07	35.1262	35.0
11	43	13C8-PFOS	507.0 > 79.9	2.68e3	3.16e3	0.125	1.066	4.84	4.76	10.6	79.9121	79.7
12	44	13C2-PFDA	515.1 > 469.9	6.47e3	8.16e3	0.125	1.033	5.14	5.05	9.91	76.9857	76.8
13	45	d3-N-MeFOSAA	573.3 > 419	3.23e3	1.13e4	0.125	0.376	5.29	5.20	3.56	76.1233	75.9
14	46	d5-N-EtFOSAA	589.3 > 419	3.49e3	1.13e4	0.125	0.391	5.45	5.36	3.85	78.8732	78.6
15	47	13C2-PFUdA	565 > 519.8	6.32e3	1.13e4	0.125	0.923	5.46	5.37	6.96	60.5525	60.4
16	48	13C2-PFDoA	615.0 > 569.7	6.49e3	1.13e4	0.125	0.834	5.74	5.66	7.15	68.8106	68.6
17	49	d3-N-MeFOSA	515.2 > 168.9		1.13e4	0.125	0.109	5.84				
18	50	13C2-PFTeDA	714.8 > 669.6	2.86e3	1.13e4	0.125	0.404	6.20	6.12	3.15	62.6176	62.4
19	51	d5-N-ETFOSA	531.1 > 168.9		1.13e4	0.125	0.163	6.22				
20	52	13C2-PFHxDA	815 > 769.7	2.43e3	1.13e4	0.125	0.645	6.51	6.46	2.68	33.2847	83.0
21	53	d7-N-MeFOSE	623.1 > 58.9		1.13e4	0.125	0.141	6.31				
22	54	d9-N-EtFOSE	639.2 > 58.8		1.13e4	0.125	0.135	6.45				
23	55	13C4-PFBA	217. > 171.8	8.10e3	8.10e3	0.125	1.000	1.46	1.39	12.5	100.2888	100.0
24	56	13C5-PFHxA	318 > 272.9	9.22e3	9.22e3	0.125	1.000	3.19	3.11	12.5	100.2888	100.0
25	57	13C3-PFHxS	401.9 > 79.9	2.75e3	2.75e3	0.125	1.000	3.96	3.87	12.5	100.2888	100.0
26	58	13C8-PFOA	421.3 > 376	8.98e3	8.98e3	0.125	1.000	4.33	4.25	12.5	100.2888	100.0
27	59	13C9-PFNA	472.2 > 426.9	1.11e4	1.11e4	0.125	1.000	4.70	4.68	12.5	100.2888	100.0
28	60	13C4-PFOS	503 > 79.9	3.16e3	3.16e3	0.125	1.000	4.84	4.76	12.5	100.2888	100.0
29	61	13C6-PFDA	519.1 > 473.7	8.16e3	8.16e3	0.125	1.000	5.14	5.05	12.5	100.2888	100.0
30	62	13C7-PFUdA	570.1 > 524.8	1.13e4	1.13e4	0.125	1.000	5.46	5.37	12.5	100.2888	100.0
31	63	Total PFHxS	398.9 > 79.6	1.28e0	9.83e2	0.125		3.85		0.0162	0.5254	
32	64	Total PFOA	413 > 368.7	7.35e1	8.42e3	0.125		4.21		0.000		

KBF 3/9/2018

Vista Analytical Laboratory

rev ANP 3/9/2018

Dataset: Z:\Projects\PFAS.PRO\Results\180226M1\180226M1-4.qld

Last Altered: Friday, March 09, 2018 15:41:20 Pacific Standard Time
Printed: Friday, March 09, 2018 15:44:24 Pacific Standard Time

Name: 180226M1_4, Date: 26-Feb-2018, Time: 10:01:38, ID: 1800342-06 WI-AF-EB04-021318 0.12464, Description: WI-AF-EB04-021318

	#	Name	Trace	Area	IS Area	Wt./Vol.	RRF	Pred.RT	RT	y Axis Resp.	Conc.	%Rec
33	65	Total PFOS	499 > 79.9	0.00e0	2.68e3	0.125		4.73		0.000		
34	66	Total N-MeFOSAA	570.1 > 419	0.00e0	3.23e3	0.125		5.29		0.000		
35	67	Total N-EtFOSAA	584.2 > 419	0.00e0	3.49e3	0.125		5.45		0.000		

KBF 3/9/2018

Dataset: Z:\Projects\PFAS.PRO\Results\180226M1\180226M1-4.qld

Last Altered: Friday, March 09, 2018 15:41:20 Pacific Standard Time
Printed: Friday, March 09, 2018 15:44:24 Pacific Standard Time

Method: Z:\Projects\PFAS.PRO\MethDB\PFAS_FULL_80C_022618.mdb 27 Feb 2018 13:06:57
Calibration: Z:\Projects\PFAS.PRO\CurveDB\C18_VAL-PFAS_Q4_02-26-18-FULL.cdb 27 Feb 2018 13:10:36

Name: 180226M1_4, Date: 26-Feb-2018, Time: 10:01:38, ID: 1800342-06 WI-AF-EB04-021318 0.12464, Description: WI-AF-EB04-021318

PFBS

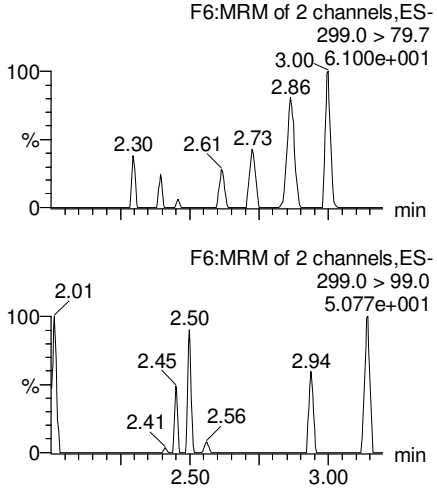

PFHxA

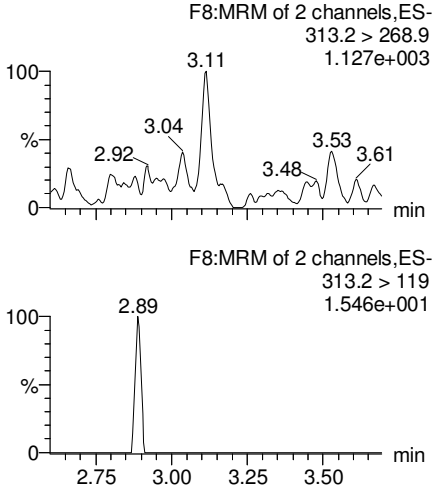

PFHpA

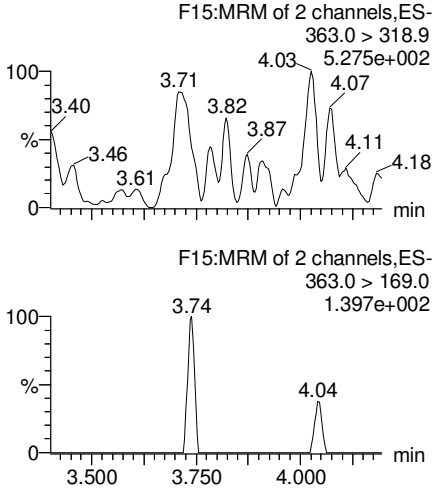

Total PFHxS

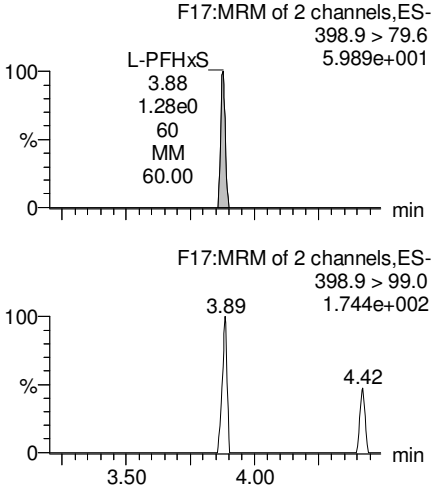

13C3-PFBS

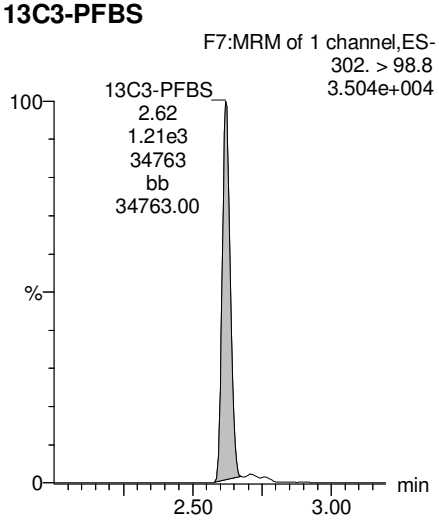

13C2-PFHxA

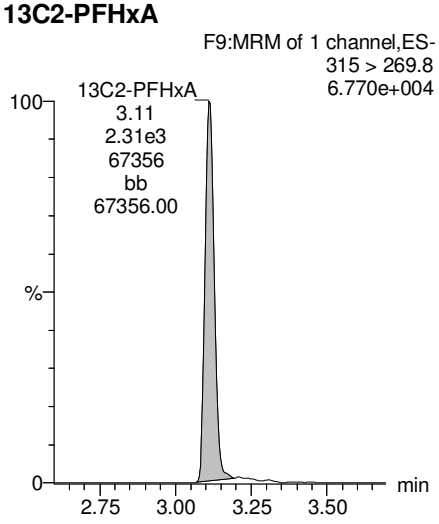

13C4-PFHpA

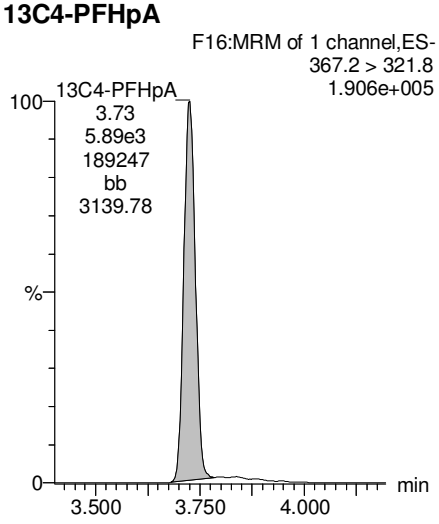

18O2-PFHxS

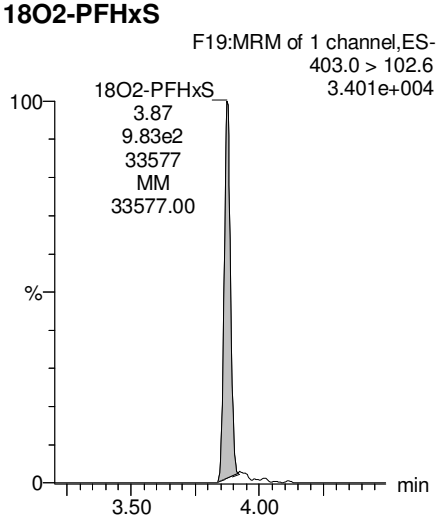

KBF 3/9/2018

rev ANP 3/9/2018

Dataset: Z:\Projects\PFAS.PRO\Results\180226M1\180226M1-4.qld

Last Altered: Friday, March 09, 2018 15:41:20 Pacific Standard Time
Printed: Friday, March 09, 2018 15:44:24 Pacific Standard Time

Name: 180226M1_4, Date: 26-Feb-2018, Time: 10:01:38, ID: 1800342-06 WI-AF-EB04-021318 0.12464, Description: WI-AF-EB04-021318

Total PFOA

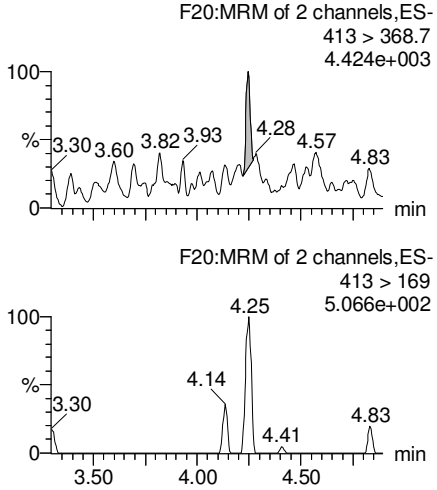

PFNA

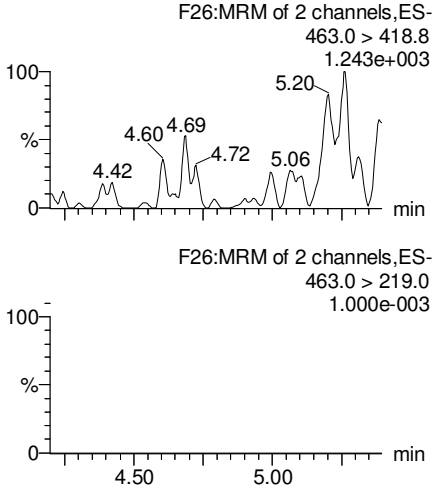

Total PFOS

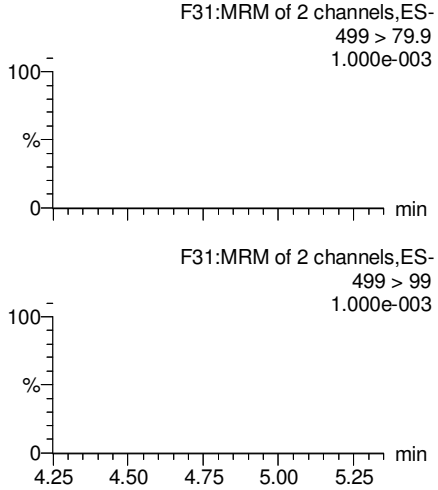

PFDA

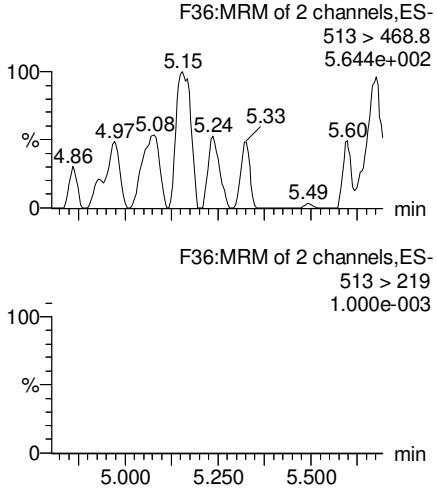

13C2-PFOA

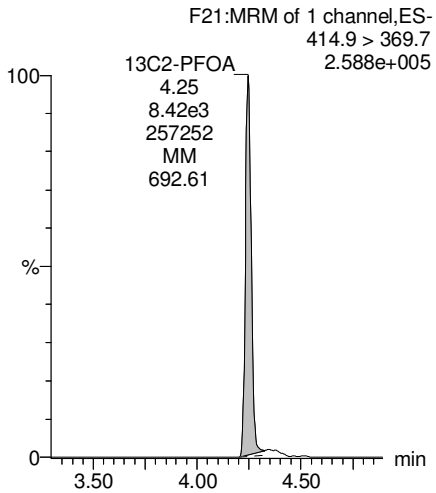

13C5-PFNA

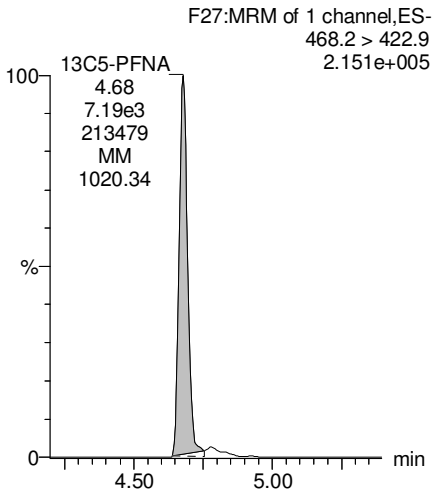

13C8-PFOS

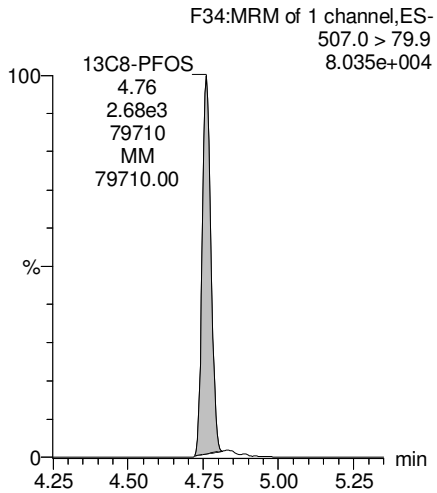

13C2-PFDA

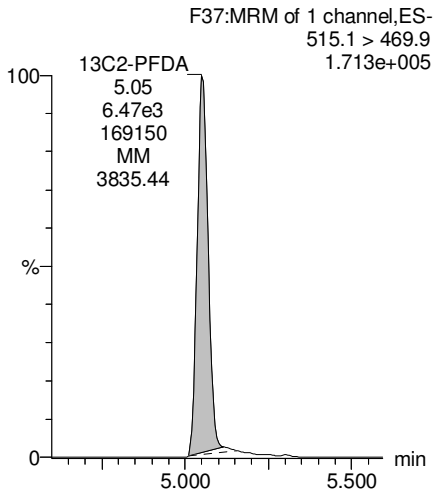

KBF 3/9/2018

Dataset: Z:\Projects\PFAS.PRO\Results\180226M1\180226M1-4.qld

Last Altered: Friday, March 09, 2018 15:41:20 Pacific Standard Time
Printed: Friday, March 09, 2018 15:44:24 Pacific Standard Time

Name: 180226M1_4, Date: 26-Feb-2018, Time: 10:01:38, ID: 1800342-06 WI-AF-EB04-021318 0.12464, Description: WI-AF-EB04-021318

PFUdA

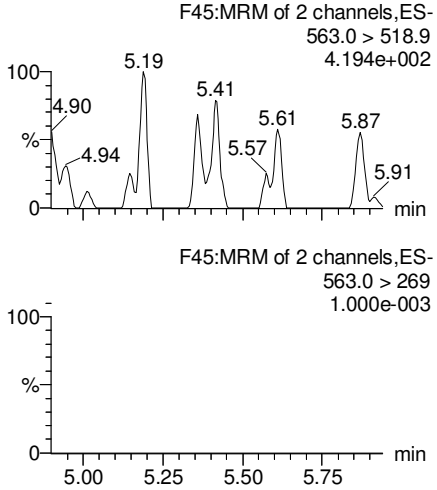

N-MeFOSAA

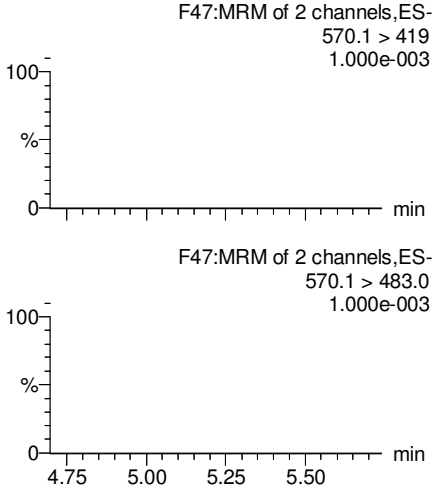

N-EtFOSAA

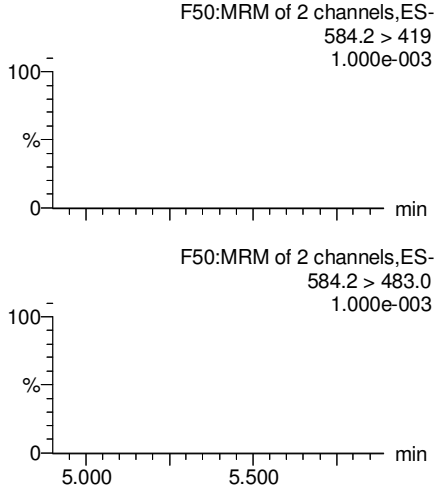

PFDoA

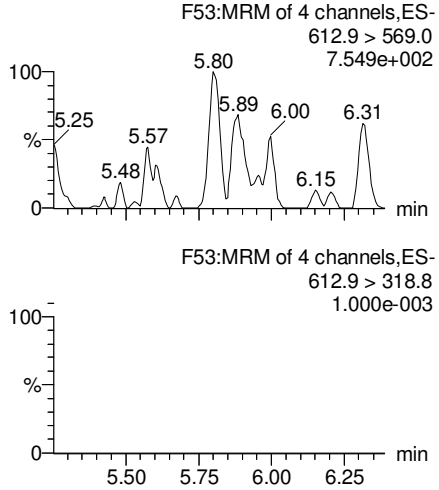

13C2-PFUdA

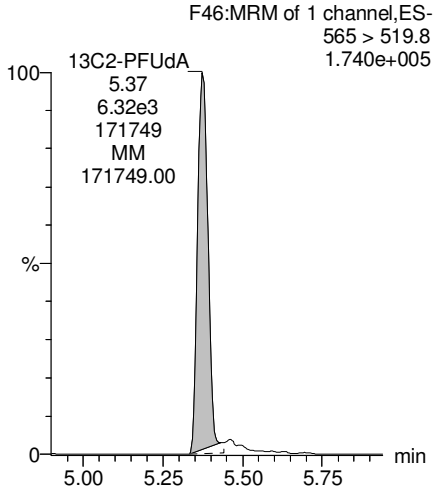

d3-N-MeFOSAA

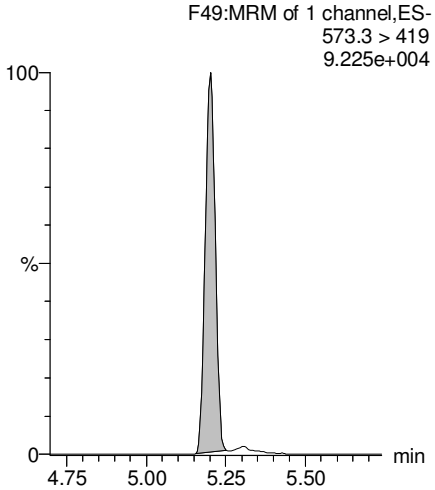

d5-N-EtFOSAA

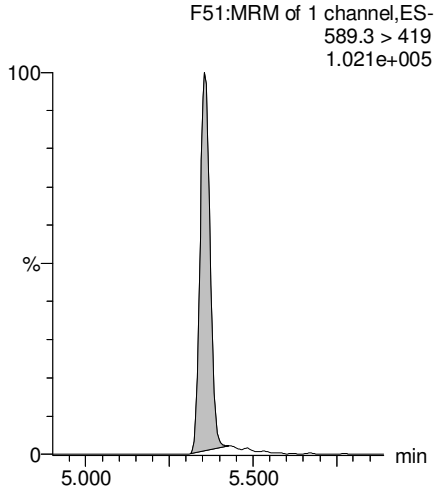

13C2-PFDoA

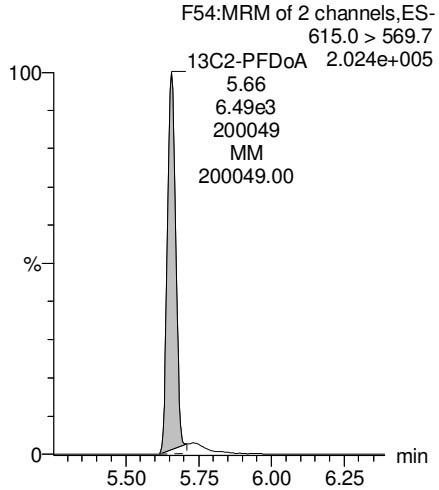

KBF 3/9/2018

Dataset: Z:\Projects\PFAS.PRO\Results\180226M1\180226M1-4.qld

Last Altered: Friday, March 09, 2018 15:41:20 Pacific Standard Time
Printed: Friday, March 09, 2018 15:44:24 Pacific Standard Time

Name: 180226M1_4, Date: 26-Feb-2018, Time: 10:01:38, ID: 1800342-06 WI-AF-EB04-021318 0.12464, Description: WI-AF-EB04-021318

PFTrDA

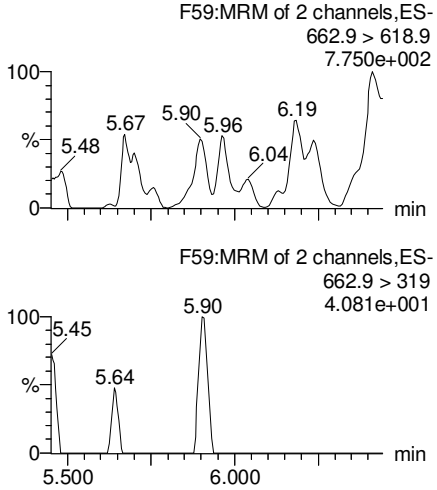

PFTeDA

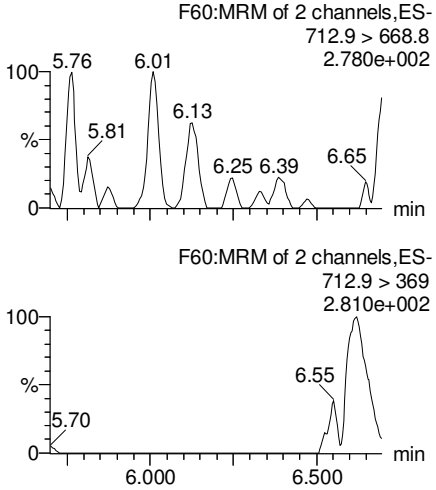

TCDA

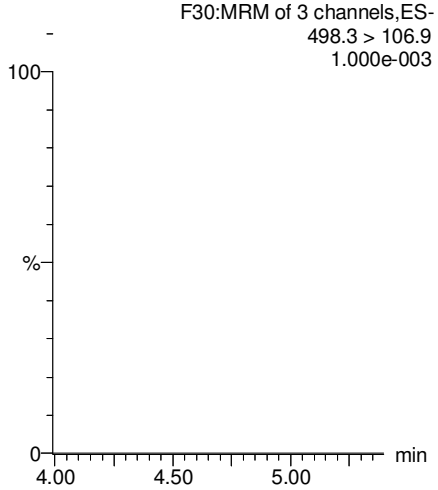

13C5-PFHxA

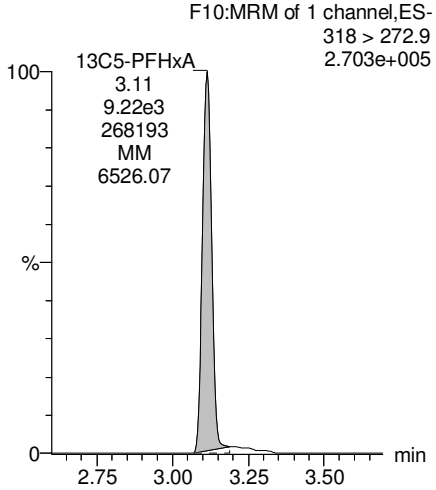

13C2-PFDoA

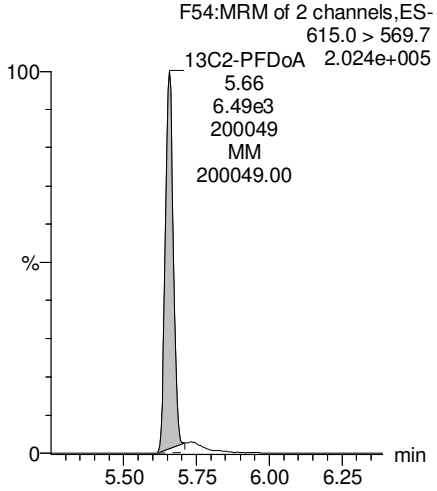

13C2-PFTeDA

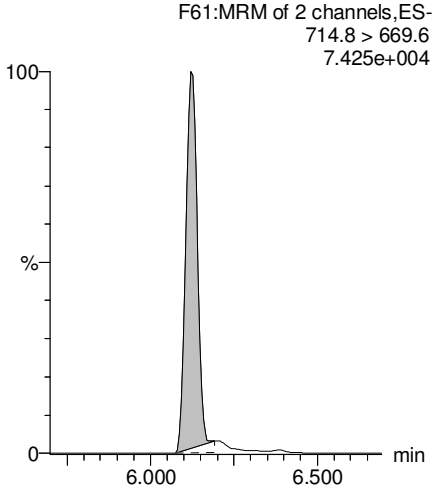

13C8-PFOS

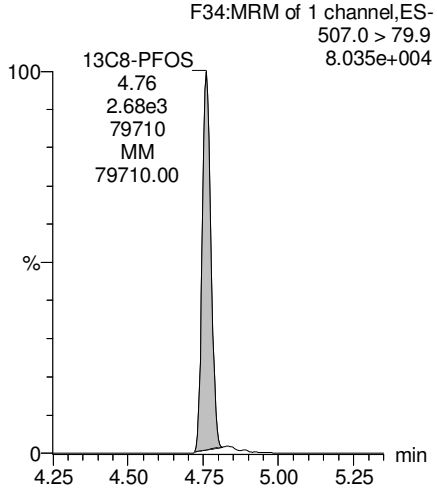

13C8-PFOA

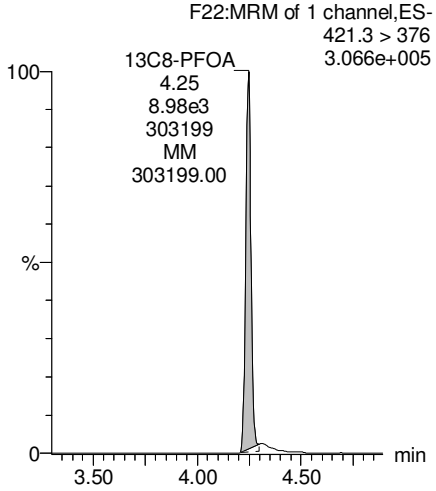

KBF 3/9/2018

Vista Analytical Laboratory

rev ANP 3/9/2018

Dataset: Z:\Projects\PFAS.PRO\Results\180226M1\180226M1-4.qld

Last Altered: Friday, March 09, 2018 15:41:20 Pacific Standard Time
Printed: Friday, March 09, 2018 15:44:24 Pacific Standard Time

Name: 180226M1_4, Date: 26-Feb-2018, Time: 10:01:38, ID: 1800342-06 WI-AF-EB04-021318 0.12464, Description: WI-AF-EB04-021318

13C3-PFHxS

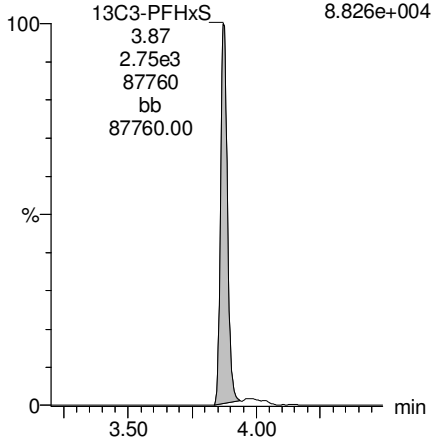

13C9-PFNA

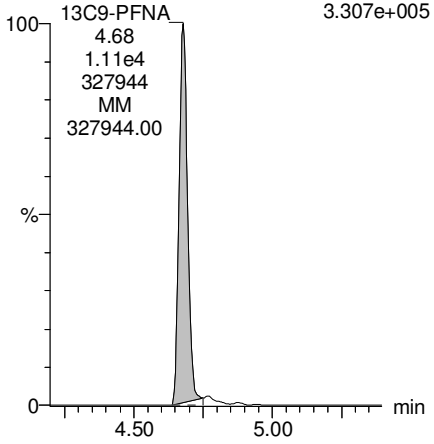

13C4-PFOS

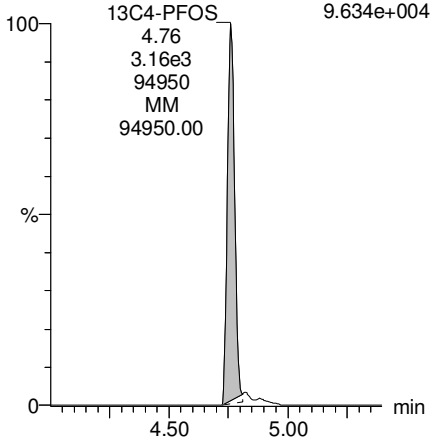

13C6-PFDA

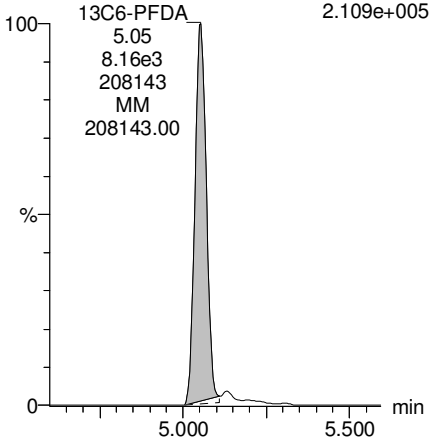

13C7-PFUdA

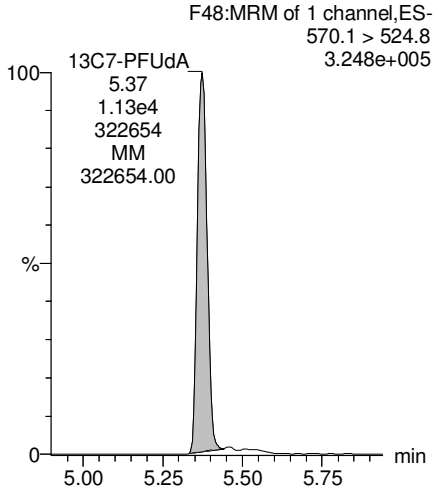

KBF 3/9/2018

Vista Analytical Laboratory

rev ANP 3/9/2018

Dataset: Z:\Projects\PFAS.PRO\Results\180224M1\180224M1-28.qld

Last Altered: Friday, March 09, 2018 15:47:54 Pacific Standard Time
Printed: Friday, March 09, 2018 15:48:23 Pacific Standard Time

Method: Z:\Projects\PFAS.PRO\MethDB\PFAS_FULL_80C_022318.mdb 26 Feb 2018 09:30:45
Calibration: Z:\Projects\PFAS.PRO\CurveDB\C18_VAL-PFAS_Q4_02-23-18-FULL.cdb 24 Feb 2018 15:27:24

Name: 180224M1_28, Date: 24-Feb-2018, Time: 17:34:42, ID: 1800342-07 WI-AF-MW-N2-9-0218 0.11882, Description: WI-AF-MW-N2-9-0218

	#	Name	Trace	Area	IS Area	Wt./Vol.	RRF	Pred.RT	RT	y Axis Resp.	Conc.	%Rec
1	3	PFBS	299.0 > 79.7		1.27e3	0.119		2.60				
2	5	PFHxA	313.2 > 268.9		2.69e3	0.119		3.19				
3	7	PFHpA	363.0 > 318.9		6.97e3	0.119		3.81				
4	8	L-PFHxS	398.9 > 79.6		8.55e2	0.119		4.17				
5	11	L-PFOA	413 > 368.7		1.01e4	0.119		4.40				
6	14	PFNA	463.0 > 418.8		8.32e3	0.119		4.76				
7	16	L-PFOS	499 > 79.9	1.27e0	2.30e3	0.119		4.95	4.75	0.00690	0.5358	
8	18	PFDA	513 > 468.8		9.05e3	0.119		5.14				
9	21	N-MeFOSAA	570.1 > 419		3.79e3	0.119		5.29				
10	22	N-EtFOSAA	584.2 > 419		3.53e3	0.119		5.45				
11	23	PFUdA	563.0 > 518.9		7.79e3	0.119		5.46				

KBF 3/9/2018

Vista Analytical Laboratory

rev ANP 3/9/2018

Dataset: Z:\Projects\PFAS.PRO\Results\180224M1\180224M1-28.qld

Last Altered: Friday, March 09, 2018 15:47:54 Pacific Standard Time
Printed: Friday, March 09, 2018 15:49:16 Pacific Standard Time

Method: Z:\Projects\PFAS.PRO\MethDB\PFAS_FULL_80C_022318.mdb 26 Feb 2018 09:30:45
Calibration: Z:\Projects\PFAS.PRO\CurveDB\C18_VAL-PFAS_Q4_02-23-18-FULL.cdb 24 Feb 2018 15:27:24

Name: 180224M1_28, Date: 24-Feb-2018, Time: 17:34:42, ID: 1800342-07 WI-AF-MW-N2-9-0218 0.11882, Description: WI-AF-MW-N2-9-0218

	#	Name	Trace	Area	IS Area	Wt./Vol.	RRF	Pred.RT	RT	y Axis Resp.	Conc.	%Rec
1	25	PFDoA	612.9 > 569.0		7.41e3	0.119		5.74				
2	27	PFTrDA	662.9 > 618.9		7.41e3	0.119		5.98				
3	28	PFTeDA	712.9 > 668.8		4.09e3	0.119		6.20				
4	36	13C3-PFBS	302. > 98.8	1.27e3	1.12e4	0.119	0.116	2.69	2.73	1.41	102.6299	97.6
5	37	13C2-PFHxA	315 > 269.8	2.69e3	1.12e4	0.119	0.732	3.19	3.22	2.99	34.3150	81.5
6	38	13C4-PFHpA	367.2 > 321.8	6.97e3	1.12e4	0.119	0.717	3.81	3.84	7.75	90.9743	86.5
7	39	18O2-PFHxS	403.0 > 102.6	8.55e2	3.02e3	0.119	0.368	3.96	3.98	3.54	80.9648	77.0
8	40	13C2-PFOA	414.9 > 369.7	1.01e4	9.84e3	0.119	1.311	4.33	4.35	12.8	82.2904	78.2
9	41	13C5-PFNA	468.2 > 422.9	8.32e3	1.28e4	0.119	0.974	4.76	4.78	8.12	70.1642	66.7
10	42	13C8-PFOSA	506.1 > 77.7	1.34e3	1.09e4	0.119	0.187	4.83	4.84	1.54	69.2442	65.8
11	43	13C8-PFOS	507.0 > 79.9	2.30e3	3.11e3	0.119	1.075	4.84	4.86	9.26	72.4920	68.9
12	44	13C2-PFDA	515.1 > 469.9	9.05e3	9.03e3	0.119	1.019	5.14	5.15	12.5	103.4657	98.4
13	45	d3-N-MeFOSAA	573.3 > 419	3.79e3	1.09e4	0.119	0.325	5.29	5.29	4.36	112.8888	107.3
14	46	d5-N-EtFOSAA	589.3 > 419	3.53e3	1.09e4	0.119	0.345	5.45	5.45	4.06	99.1421	94.2
15	47	13C2-PFUdA	565 > 519.8	7.79e3	1.09e4	0.119	1.071	5.46	5.47	8.97	70.5188	67.0
16	48	13C2-PFDoA	615.0 > 569.7	7.41e3	1.09e4	0.119	0.995	5.74	5.75	8.53	72.1901	68.6
17	49	d3-N-MeFOSA	515.2 > 168.9		1.09e4	0.119	0.090	5.84				
18	50	13C2-PFTeDA	714.8 > 669.6	4.09e3	1.09e4	0.119	0.551	6.20	6.20	4.70	71.7741	68.2
19	51	d5-N-ETFOSA	531.1 > 168.9		1.09e4	0.119	0.127	6.22				
20	52	13C2-PFHxDA	815 > 769.7	3.20e3	1.09e4	0.119	0.752	6.51	6.52	3.68	41.2301	98.0
21	53	d7-N-MeFOSE	623.1 > 58.9		1.09e4	0.119	0.098	6.31				
22	54	d9-N-EtFOSE	639.2 > 58.8		1.09e4	0.119	0.086	6.45				
23	55	13C4-PFBA	217. > 171.8	1.02e4	1.02e4	0.119	1.000	1.46	1.50	12.5	105.2011	100.0
24	56	13C5-PFHxA	318 > 272.9	1.12e4	1.12e4	0.119	1.000	3.19	3.22	12.5	105.2011	100.0
25	57	13C3-PFHxS	401.9 > 79.9	3.02e3	3.02e3	0.119	1.000	3.96	3.98	12.5	105.2011	100.0
26	58	13C8-PFOA	421.3 > 376	9.84e3	9.84e3	0.119	1.000	4.33	4.35	12.5	105.2011	100.0
27	59	13C9-PFNA	472.2 > 426.9	1.28e4	1.28e4	0.119	1.000	4.70	4.78	12.5	105.2011	100.0
28	60	13C4-PFOS	503 > 79.9	3.11e3	3.11e3	0.119	1.000	4.84	4.86	12.5	105.2011	100.0
29	61	13C6-PFDA	519.1 > 473.7	9.03e3	9.03e3	0.119	1.000	5.14	5.15	12.5	105.2011	100.0
30	62	13C7-PFUdA	570.1 > 524.8	1.09e4	1.09e4	0.119	1.000	5.46	5.47	12.5	105.2011	100.0
31	63	Total PFHxS	398.9 > 79.6	0.00e0	8.55e2	0.119		3.85		0.000		
32	64	Total PFOA	413 > 368.7	0.00e0	1.01e4	0.119		4.21		0.000		

KBF 3/9/2018

Vista Analytical Laboratory

rev ANP 3/9/2018

Dataset: Z:\Projects\PFAS.PRO\Results\180224M1\180224M1-28.qld

Last Altered: Friday, March 09, 2018 15:47:54 Pacific Standard Time
Printed: Friday, March 09, 2018 15:49:16 Pacific Standard Time

Name: 180224M1_28, Date: 24-Feb-2018, Time: 17:34:42, ID: 1800342-07 WI-AF-MW-N2-9-0218 0.11882, Description: WI-AF-MW-N2-9-0218

	#	Name	Trace	Area	IS Area	Wt./Vol.	RRF	Pred.RT	RT	y Axis Resp.	Conc.	%Rec
33	65	Total PFOS	499 > 79.9	1.27e0	2.30e3	0.119		4.73		0.00690	0.5358	
34	66	Total N-MeFOSAA	570.1 > 419	0.00e0	3.79e3	0.119		5.29		0.000		
35	67	Total N-EtFOSAA	584.2 > 419	0.00e0	3.53e3	0.119		5.45		0.000		

KBF 3/9/2018

Vista Analytical Laboratory

rev ANP 3/9/2018

Dataset: Z:\Projects\PFAS.PRO\Results\180224M1\180224M1-28.qld

Last Altered: Friday, March 09, 2018 15:47:54 Pacific Standard Time
Printed: Friday, March 09, 2018 15:49:16 Pacific Standard Time

Method: Z:\Projects\PFAS.PRO\MethDB\PFAS_FULL_80C_022318.mdb 26 Feb 2018 09:30:45
Calibration: Z:\Projects\PFAS.PRO\CurveDB\C18_VAL-PFAS_Q4_02-23-18-FULL.cdb 24 Feb 2018 15:27:24

Name: 180224M1_28, Date: 24-Feb-2018, Time: 17:34:42, ID: 1800342-07 WI-AF-MW-N2-9-0218 0.11882, Description: WI-AF-MW-N2-9-0218

PFBS

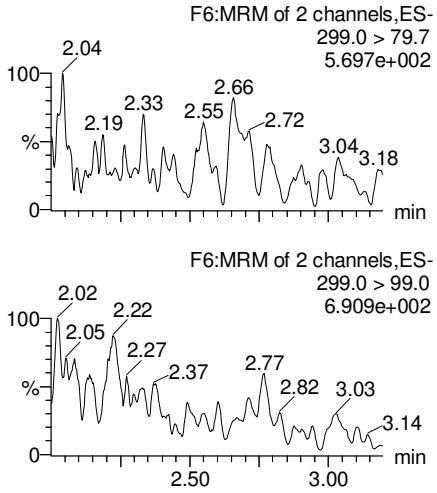

PFHxA

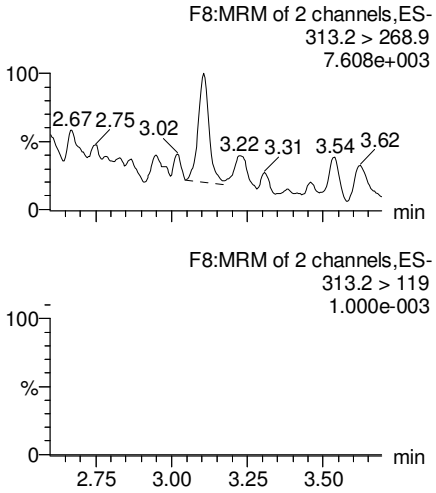

PFHpA

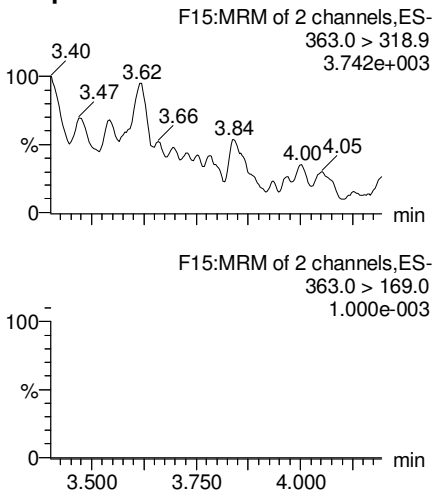

Total PFHxS

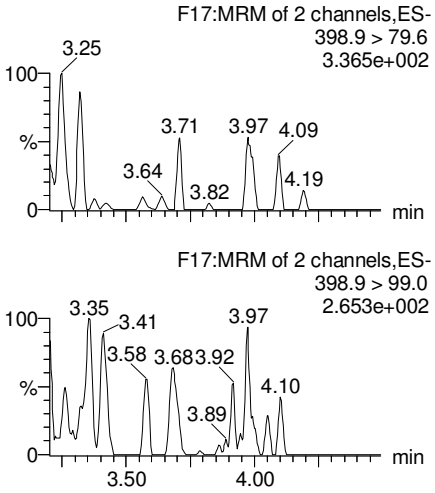

13C3-PFBS

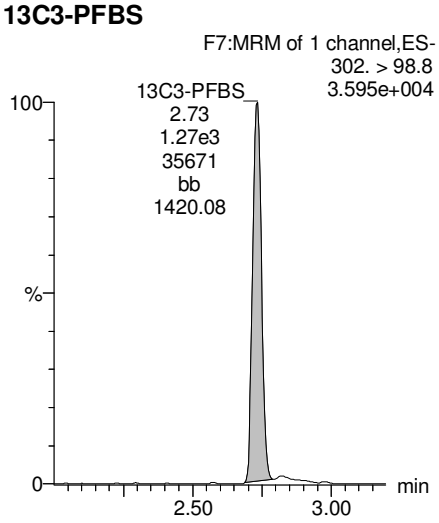

13C2-PFHxA

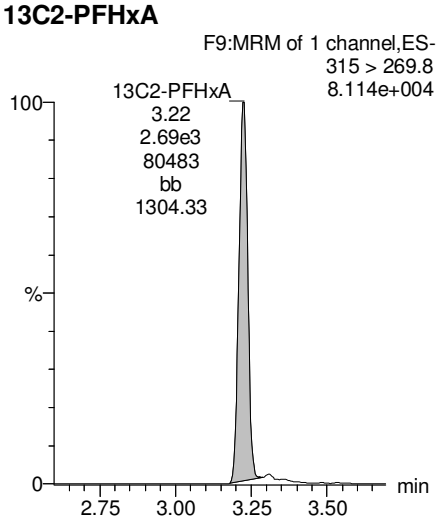

13C4-PFHpA

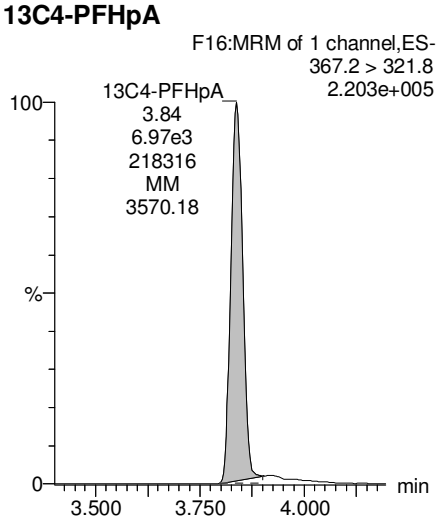

18O2-PFHxS

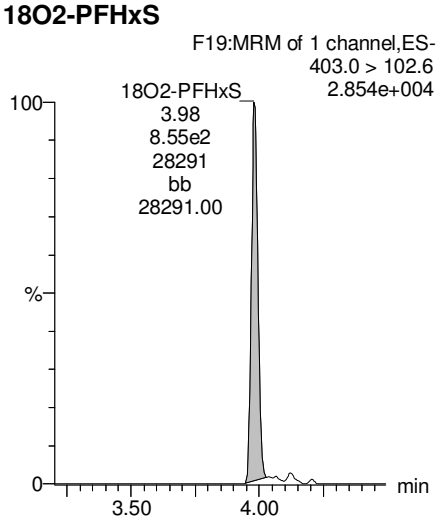

KBF 3/9/2018

rev ANP 3/9/2018

Dataset: Z:\Projects\PFAS.PRO\Results\180224M1\180224M1-28.qld

Last Altered: Friday, March 09, 2018 15:47:54 Pacific Standard Time
Printed: Friday, March 09, 2018 15:49:16 Pacific Standard Time

Name: 180224M1_28, Date: 24-Feb-2018, Time: 17:34:42, ID: 1800342-07 WI-AF-MW-N2-9-0218 0.11882, Description: WI-AF-MW-N2-9-0218

Total PFOA

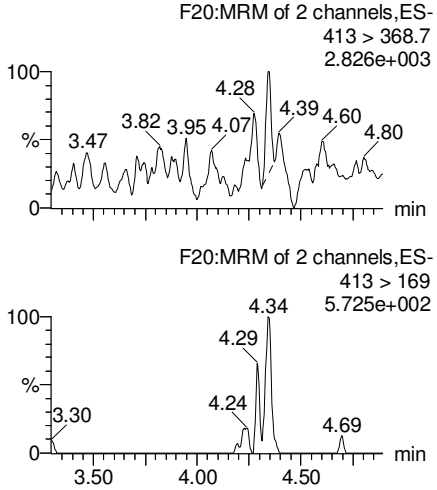

PFNA

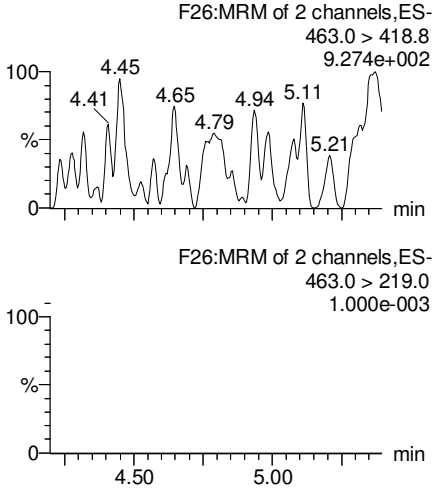

Total PFOS

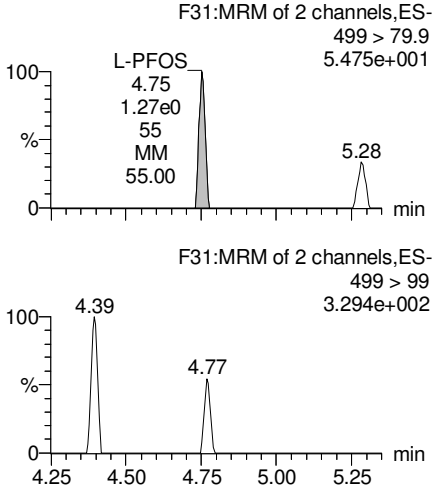

PFDA

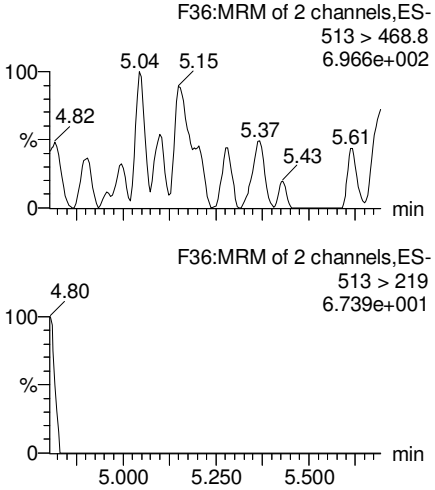

13C2-PFOA

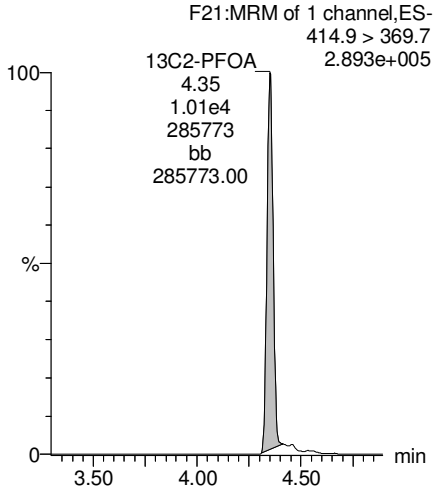

13C5-PFNA

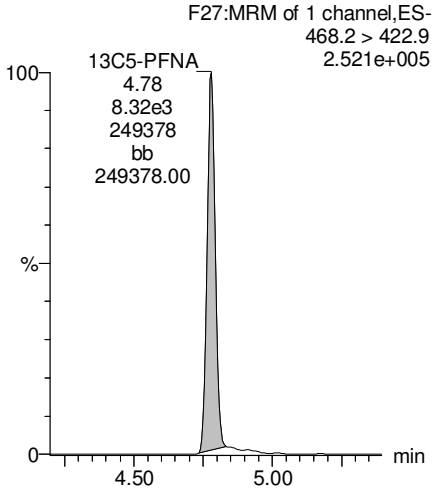

13C8-PFOS

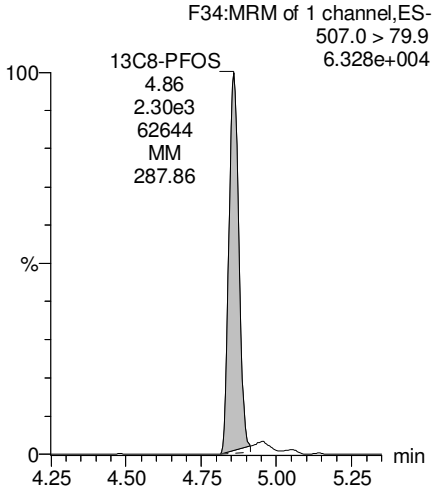

13C2-PFDA

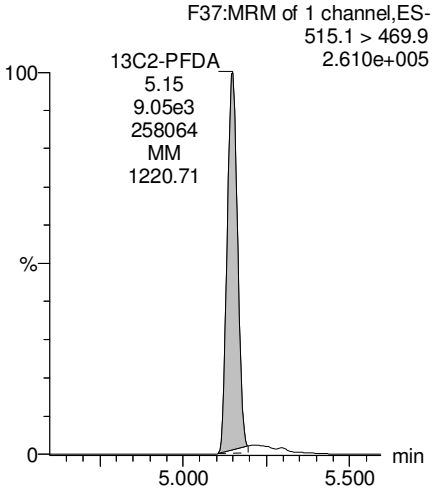

KBF 3/9/2018

rev ANP 3/9/2018

Dataset: Z:\Projects\PFAS.PRO\Results\180224M1\180224M1-28.qld

Last Altered: Friday, March 09, 2018 15:47:54 Pacific Standard Time
Printed: Friday, March 09, 2018 15:49:16 Pacific Standard Time

Name: 180224M1_28, Date: 24-Feb-2018, Time: 17:34:42, ID: 1800342-07 WI-AF-MW-N2-9-0218 0.11882, Description: WI-AF-MW-N2-9-0218

PFUdA

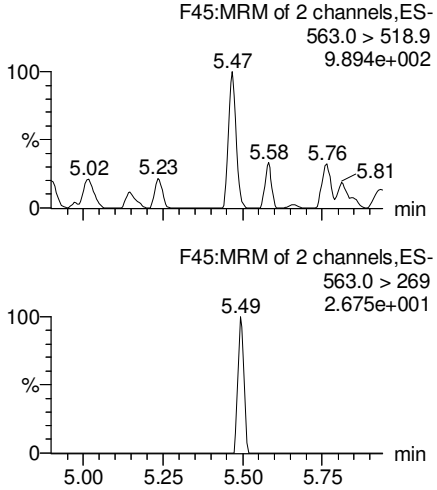

N-MeFOSAA

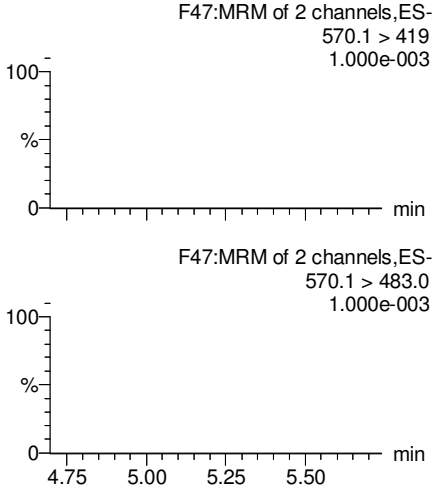

N-EtFOSAA

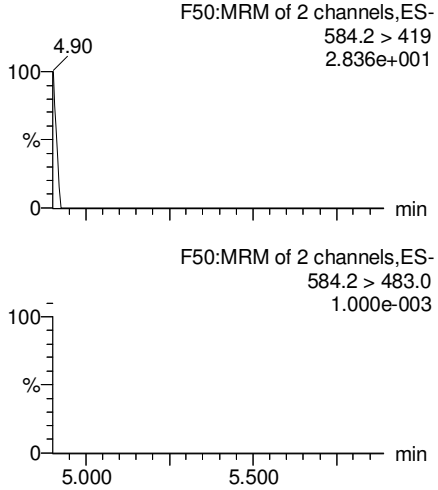

PFDoA

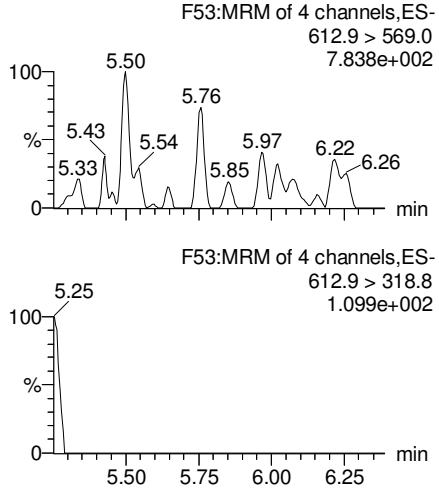

13C2-PFUdA

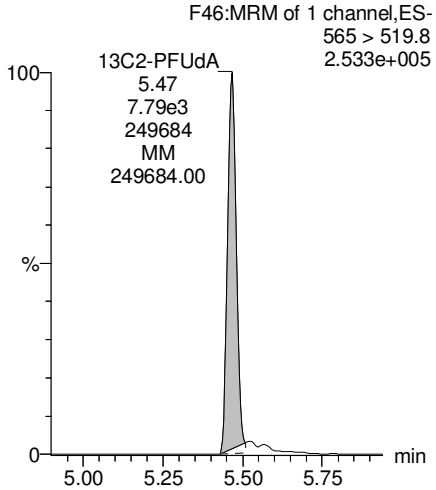

d3-N-MeFOSAA

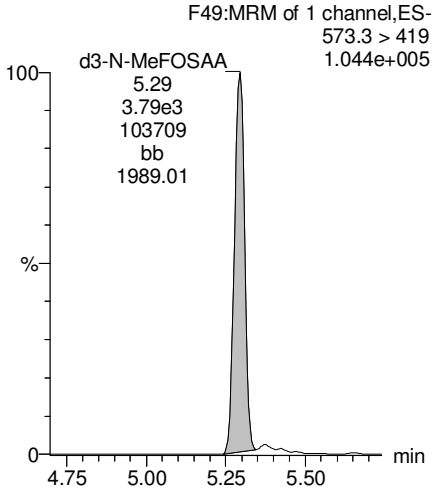

d5-N-EtFOSAA

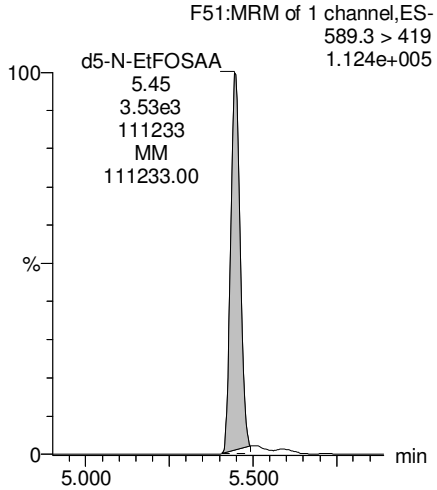

13C2-PFDoA

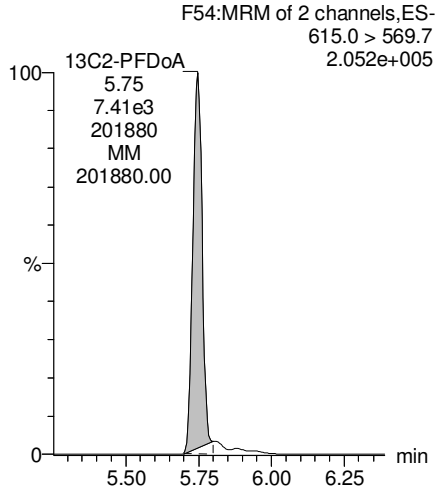

KBF 3/9/2018

Dataset: Z:\Projects\PFAS.PRO\Results\180224M1\180224M1-28.qld

Last Altered: Friday, March 09, 2018 15:47:54 Pacific Standard Time
Printed: Friday, March 09, 2018 15:49:16 Pacific Standard Time

Name: 180224M1_28, Date: 24-Feb-2018, Time: 17:34:42, ID: 1800342-07 WI-AF-MW-N2-9-0218 0.11882, Description: WI-AF-MW-N2-9-0218

PFTrDA

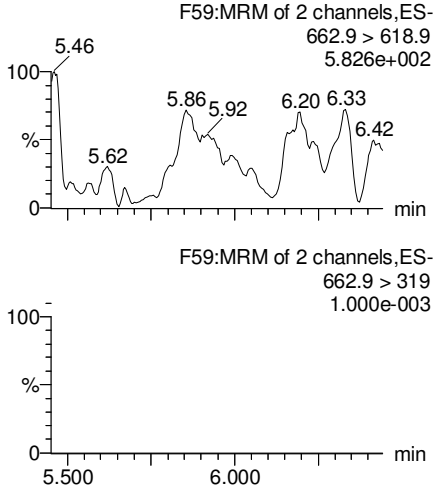

PFTeDA

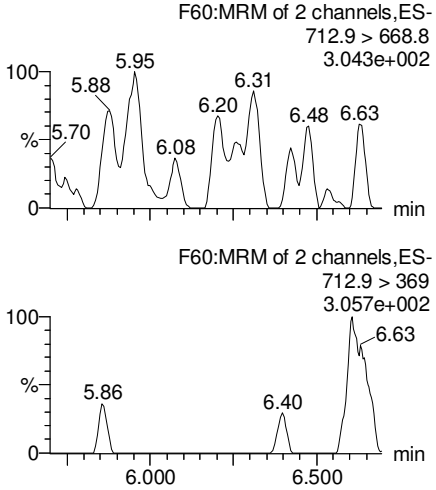

TCDA

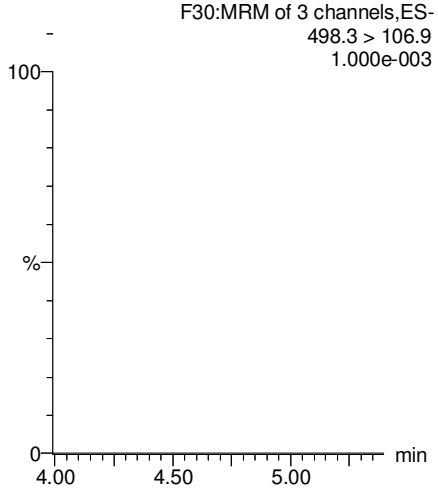

13C5-PFHxA

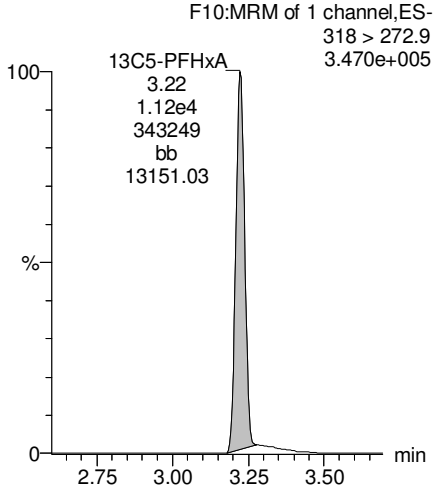

13C2-PFDoA

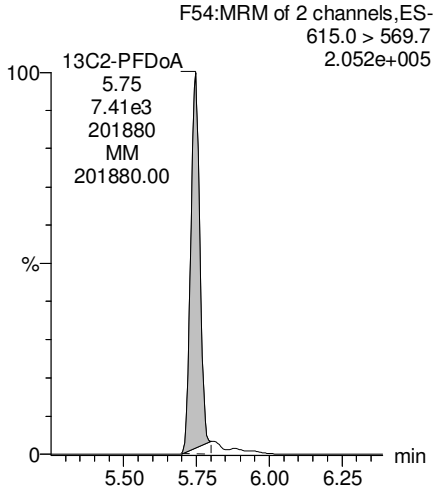

13C2-PFTeDA

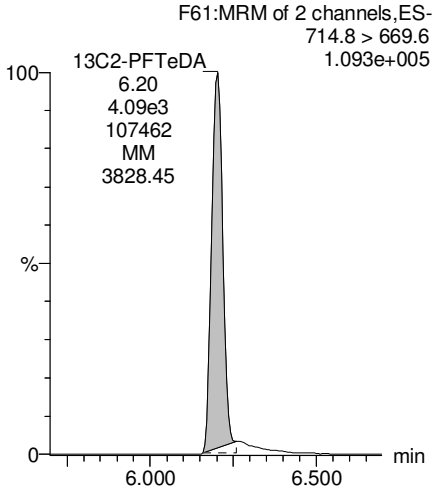

13C8-PFOS

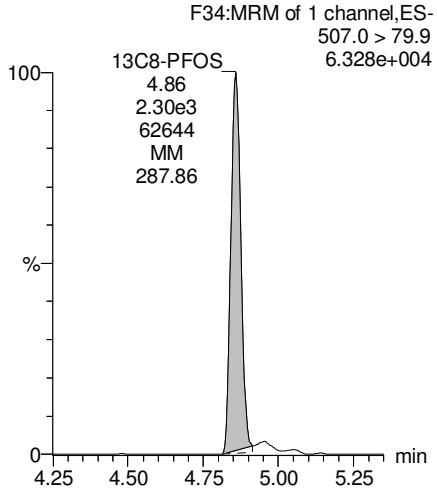

13C8-PFOA

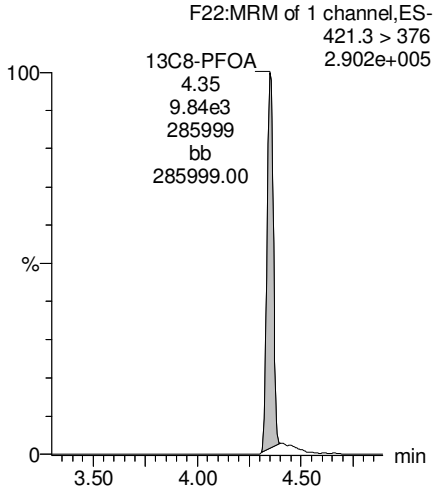

KBF 3/9/2018

Vista Analytical Laboratory

rev ANP 3/9/2018

Dataset: Z:\Projects\PFAS.PRO\Results\180224M1\180224M1-28.qld

Last Altered: Friday, March 09, 2018 15:47:54 Pacific Standard Time
Printed: Friday, March 09, 2018 15:49:16 Pacific Standard Time

Name: 180224M1_28, Date: 24-Feb-2018, Time: 17:34:42, ID: 1800342-07 WI-AF-MW-N2-9-0218 0.11882, Description: WI-AF-MW-N2-9-0218

13C3-PFHxS

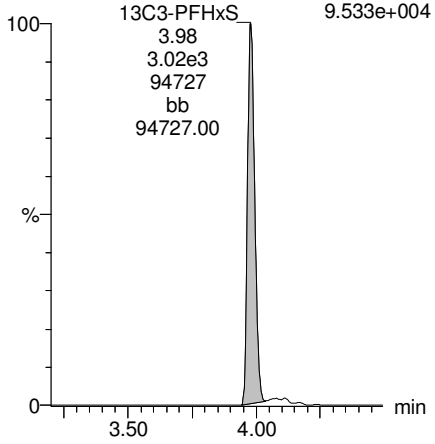

13C9-PFNA

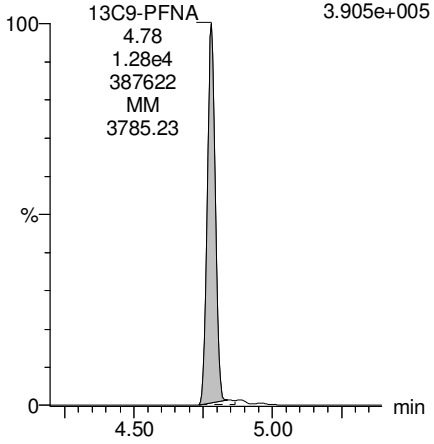

13C4-PFOS

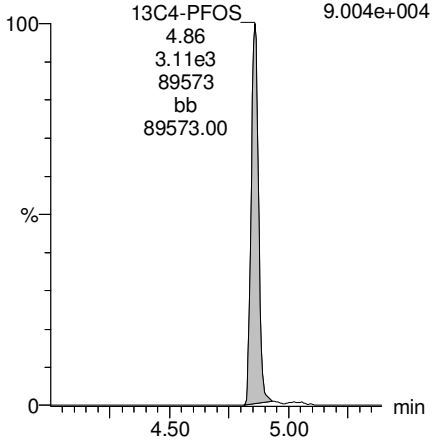

13C6-PFDA

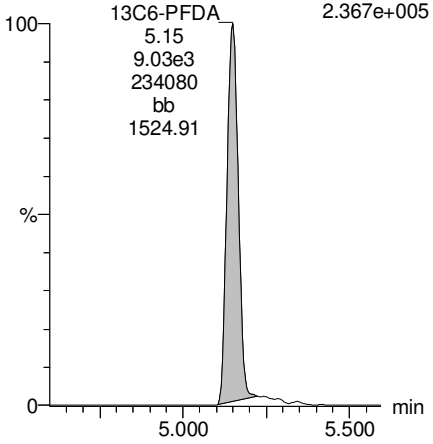

13C7-PFUdA

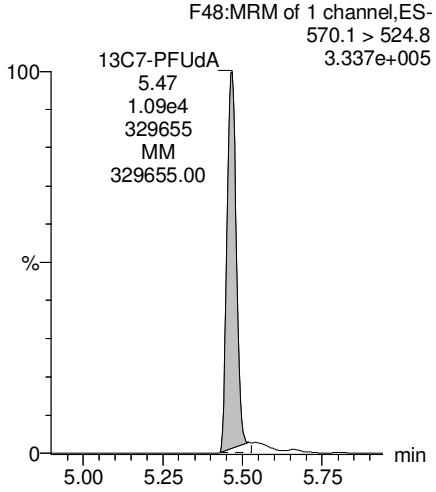

KBF 3/9/2018

Vista Analytical Laboratory

Dataset: Z:\Projects\PFAS.PRO\Results\180224M1\180224M1-17.qld

Last Altered: Tuesday, February 27, 2018 09:19:28 Pacific Standard Time
Printed: Tuesday, February 27, 2018 09:20:48 Pacific Standard Time

Reviewed: CT 3/12/2018

Method: Z:\Projects\PFAS.PRO\MethDB\PFAS_FULL_80C_022318.mdb 26 Feb 2018 09:30:45
Calibration: Z:\Projects\PFAS.PRO\CurveDB\C18_VAL-PFAS_Q4_02-23-18-FULL.cdb 24 Feb 2018 15:27:24

Name: 180224M1_17, Date: 24-Feb-2018, Time: 15:28:33, ID: B8B0132-MS1 Matrix Spike 0.11558, Description: Matrix Spike

	#	Name	Trace	Area	IS Area	Wt./Vol.	RRF	Pred.RT	RT	y Axis Resp.	Conc.	%Rec
1	3	PFBS	299.0 > 79.7	1.77e3	1.17e3	0.116		2.60	2.74	19.0	88.3247	
2	5	PFHxA	313.2 > 268.9	7.54e3	2.45e3	0.116		3.19	3.23	15.4	88.1792	
3	7	PFHpA	363.0 > 318.9	6.68e3	6.15e3	0.116		3.81	3.84	13.6	89.7875	
4	8	L-PFHxS	398.9 > 79.6	1.30e3	8.40e2	0.116		4.17	3.99	19.3	90.6340	
5	11	L-PFOA	413 > 368.7	8.20e3	9.38e3	0.116		4.40	4.36	10.9	95.1049	
6	14	PFNA	463.0 > 418.8	8.01e3	6.60e3	0.116		4.76	4.79	15.2	104.5118	
7	16	L-PFOS	499 > 79.9	1.82e3	2.41e3	0.116		4.95	4.87	9.42	74.9543	
8	18	PFDA	513 > 468.8	7.57e3	7.52e3	0.116		5.14	5.16	12.6	83.2756	
9	21	N-MeFOSAA	570.1 > 419	3.63e3	3.82e3	0.116		5.29	5.30	11.9	70.9135	
10	22	N-EtFOSAA	584.2 > 419	2.69e3	3.75e3	0.116		5.45	5.46	8.97	75.7349	
11	23	PFUdA	563.0 > 518.9	6.63e3	9.15e3	0.116		5.46	5.48	9.06	78.9707	

KBF 2/27/2018

Vista Analytical Laboratory

Dataset: Z:\Projects\PFAS.PRO\Results\180224M1\180224M1-17.qld

Last Altered: Tuesday, February 27, 2018 09:19:28 Pacific Standard Time
Printed: Tuesday, February 27, 2018 09:20:56 Pacific Standard Time

Reviewed: CT 3/12/2018

Method: Z:\Projects\PFAS.PRO\MethDB\PFAS_FULL_80C_022318.mdb 26 Feb 2018 09:30:45
Calibration: Z:\Projects\PFAS.PRO\CurveDB\C18_VAL-PFAS_Q4_02-23-18-FULL.cdb 24 Feb 2018 15:27:24

Name: 180224M1_17, Date: 24-Feb-2018, Time: 15:28:33, ID: B8B0132-MS1 Matrix Spike 0.11558, Description: Matrix Spike

	#	Name	Trace	Area	IS Area	Wt./Vol.	RRF	Pred.RT	RT	y Axis Resp.	Conc.	%Rec
1	25	PFDoA	612.9 > 569.0	7.28e3	7.98e3	0.116		5.74	5.76	11.4	79.8024	
2	27	PFTrDA	662.9 > 618.9	1.01e4	7.98e3	0.116		5.98	6.00	15.8	103.3645	
3	28	PFTeDA	712.9 > 668.8	8.28e3	4.55e3	0.116		6.20	6.21	22.8	102.1116	
4	36	13C3-PFBS	302. > 98.8	1.17e3	9.56e3	0.116	0.116	2.69	2.74	1.53	113.9541	105.4
5	37	13C2-PFHxA	315 > 269.8	2.45e3	9.56e3	0.116	0.732	3.19	3.23	3.21	37.8705	87.5
6	38	13C4-PFHpA	367.2 > 321.8	6.15e3	9.56e3	0.116	0.717	3.81	3.84	8.05	97.1218	89.8
7	39	18O2-PFHxS	403.0 > 102.6	8.40e2	2.32e3	0.116	0.368	3.96	3.99	4.52	106.2721	98.3
8	40	13C2-PFOA	414.9 > 369.7	9.38e3	8.84e3	0.116	1.311	4.33	4.36	13.3	87.5143	80.9
9	41	13C5-PFNA	468.2 > 422.9	6.60e3	9.81e3	0.116	0.974	4.76	4.79	8.40	74.6095	69.0
10	42	13C8-PFOSA	506.1 > 77.7	1.29e3	1.26e4	0.116	0.187	4.83	4.85	1.28	59.1334	54.7
11	43	13C8-PFOS	507.0 > 79.9	2.41e3	2.68e3	0.116	1.075	4.84	4.87	11.3	90.5831	83.8
12	44	13C2-PFDA	515.1 > 469.9	7.52e3	1.09e4	0.116	1.019	5.14	5.15	8.59	72.9157	67.4
13	45	d3-N-MeFOSAA	573.3 > 419	3.82e3	1.26e4	0.116	0.325	5.29	5.30	3.79	100.9599	93.4
14	46	d5-N-EtFOSAA	589.3 > 419	3.75e3	1.26e4	0.116	0.345	5.45	5.46	3.72	93.2756	86.2
15	47	13C2-PFUdA	565 > 519.8	9.15e3	1.26e4	0.116	1.071	5.46	5.47	9.08	73.3232	67.8
16	48	13C2-PFDoA	615.0 > 569.7	7.98e3	1.26e4	0.116	0.995	5.74	5.76	7.92	68.8540	63.7
17	49	d3-N-MeFOSA	515.2 > 168.9		1.26e4	0.116	0.090	5.84				
18	50	13C2-PFTeDA	714.8 > 669.6	4.55e3	1.26e4	0.116	0.551	6.20	6.21	4.51	70.7556	65.4
19	51	d5-N-ETFOSA	531.1 > 168.9		1.26e4	0.116	0.127	6.22				
20	52	13C2-PFHxDA	815 > 769.7	2.80e3	1.26e4	0.116	0.752	6.51	6.53	2.78	31.9866	73.9
21	53	d7-N-MeFOSE	623.1 > 58.9		1.26e4	0.116	0.098	6.31				
22	54	d9-N-EtFOSE	639.2 > 58.8		1.26e4	0.116	0.086	6.45				
23	55	13C4-PFBA	217. > 171.8	9.35e3	9.35e3	0.116	1.000	1.46	1.51	12.5	108.1502	100.0
24	56	13C5-PFHxA	318 > 272.9	9.56e3	9.56e3	0.116	1.000	3.19	3.23	12.5	108.1502	100.0
25	57	13C3-PFHxS	401.9 > 79.9	2.32e3	2.32e3	0.116	1.000	3.96	3.99	12.5	108.1502	100.0
26	58	13C8-PFOA	421.3 > 376	8.84e3	8.84e3	0.116	1.000	4.33	4.36	12.5	108.1502	100.0
27	59	13C9-PFNA	472.2 > 426.9	9.81e3	9.81e3	0.116	1.000	4.70	4.79	12.5	108.1502	100.0
28	60	13C4-PFOS	503 > 79.9	2.68e3	2.68e3	0.116	1.000	4.84	4.87	12.5	108.1502	100.0
29	61	13C6-PFDA	519.1 > 473.7	1.09e4	1.09e4	0.116	1.000	5.14	5.15	12.5	108.1502	100.0
30	62	13C7-PFUdA	570.1 > 524.8	1.26e4	1.26e4	0.116	1.000	5.46	5.47	12.5	108.1502	100.0
31	63	Total PFHxS	398.9 > 79.6	1.30e3	8.40e2	0.116		3.85		19.3	90.6340	
32	64	Total PFOA	413 > 368.7	8.20e3	9.38e3	0.116		4.21		10.9	95.1049	

KBF 2/27/2018

Vista Analytical Laboratory

Dataset: Z:\Projects\PFAS.PRO\Results\180224M1\180224M1-17.qld

Last Altered: Tuesday, February 27, 2018 09:19:28 Pacific Standard Time
Printed: Tuesday, February 27, 2018 09:20:56 Pacific Standard Time

Reviewed: CT 3/12/2018

Name: 180224M1_17, Date: 24-Feb-2018, Time: 15:28:33, ID: B8B0132-MS1 Matrix Spike 0.11558, Description: Matrix Spike

	#	Name	Trace	Area	IS Area	Wt./Vol.	RRF	Pred.RT	RT	y Axis Resp.	Conc.	%Rec
33	65	Total PFOS	499 > 79.9	1.82e3	2.41e3	0.116		4.73		9.42	74.9543	
34	66	Total N-MeFOSAA	570.1 > 419	3.63e3	3.82e3	0.116		5.29		11.9	70.9135	
35	67	Total N-EtFOSAA	584.2 > 419	2.69e3	3.75e3	0.116		5.45		8.97	75.7349	

KBF 2/27/2018

Vista Analytical Laboratory

Dataset: Z:\Projects\PFAS.PRO\Results\180224M1\180224M1-17.qld

Last Altered: Tuesday, February 27, 2018 09:19:28 Pacific Standard Time
Printed: Tuesday, February 27, 2018 09:20:56 Pacific Standard Time

Reviewed: CT 3/12/2018

Method: Z:\Projects\PFAS.PRO\MethDB\PFAS_FULL_80C_022318.mdb 26 Feb 2018 09:30:45
Calibration: Z:\Projects\PFAS.PRO\CurveDB\C18_VAL-PFAS_Q4_02-23-18-FULL.cdb 24 Feb 2018 15:27:24

Name: 180224M1_17, Date: 24-Feb-2018, Time: 15:28:33, ID: B8B0132-MS1 Matrix Spike 0.11558, Description: Matrix Spike

PFBS

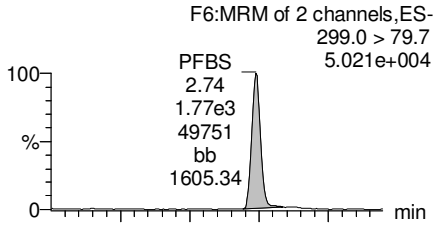

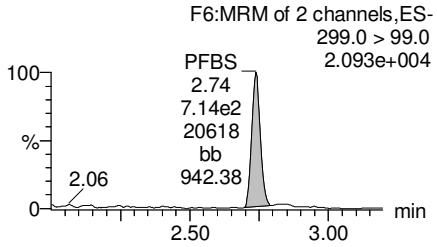

PFHxA

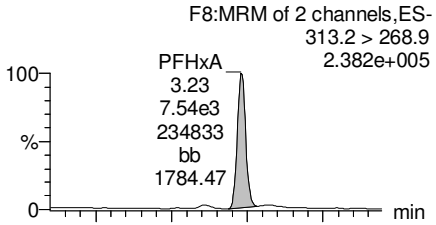

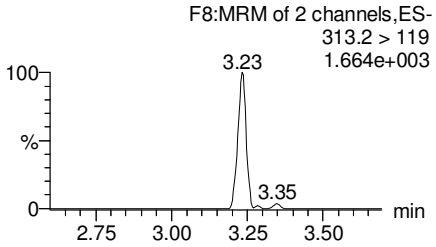

PFHpA

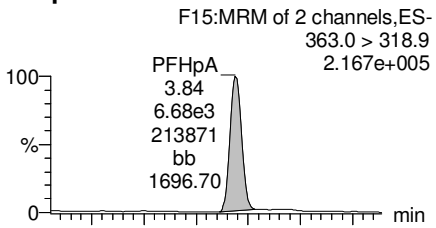

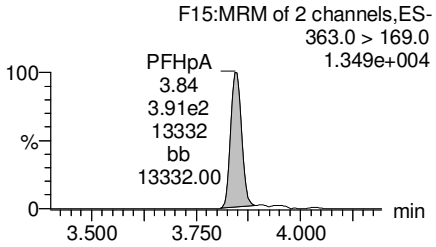

Total PFHxS

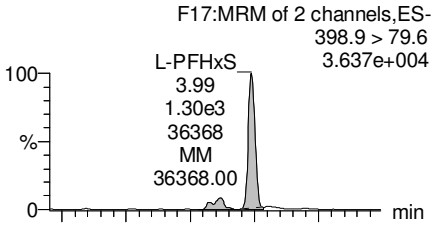

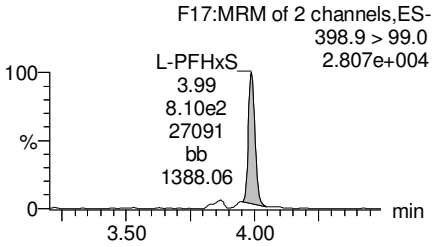

13C3-PFBS

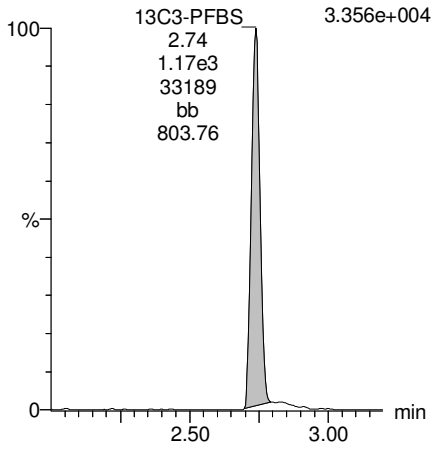

13C2-PFHxA

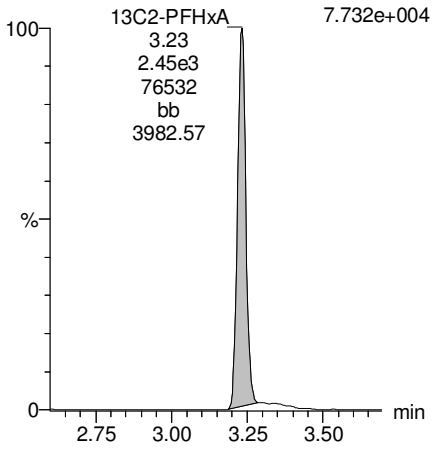

13C4-PFHpA

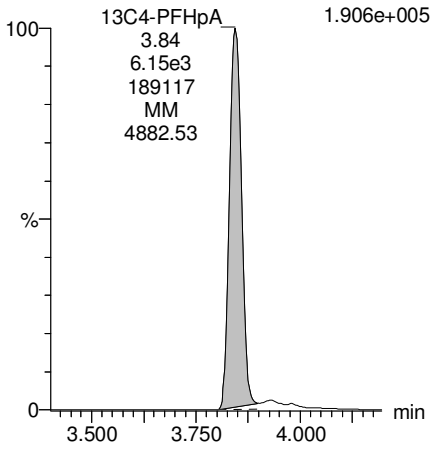

18O2-PFHxS

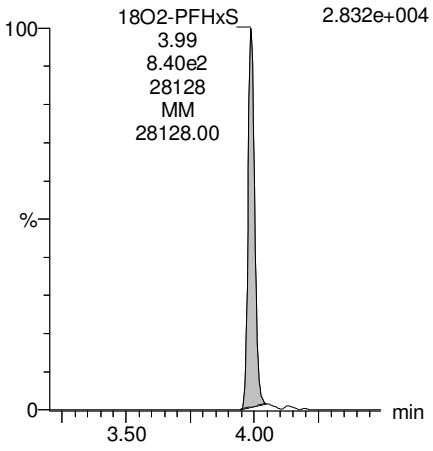

KBF 2/27/2018

Vista Analytical Laboratory

Dataset: Z:\Projects\PFAS.PRO\Results\180224M1\180224M1-17.qld

Last Altered: Tuesday, February 27, 2018 09:19:28 Pacific Standard Time
Printed: Tuesday, February 27, 2018 09:20:56 Pacific Standard Time

Reviewed: CT 3/12/2018

Name: 180224M1_17, Date: 24-Feb-2018, Time: 15:28:33, ID: B8B0132-MS1 Matrix Spike 0.11558, Description: Matrix Spike

Total PFOA

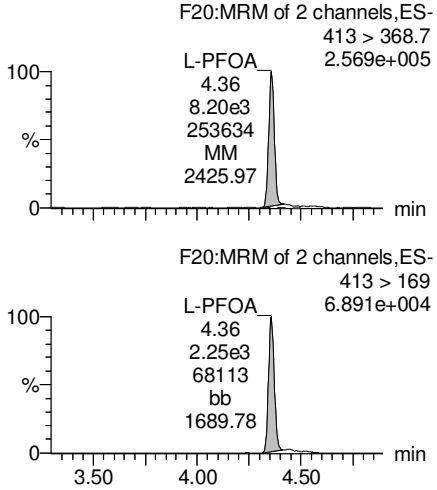

PFNA

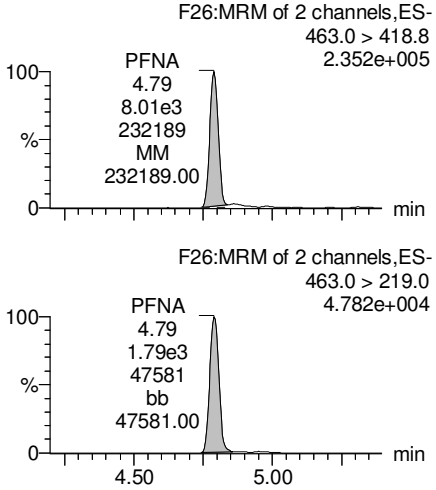

Total PFOS

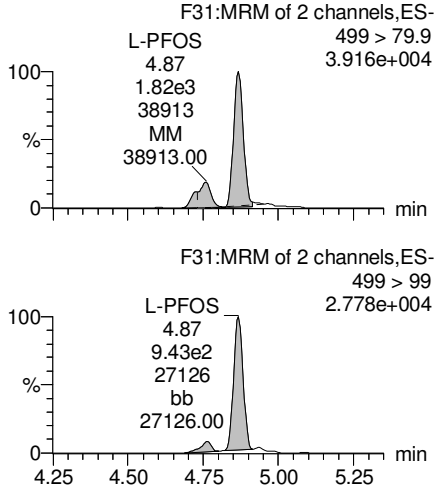

PFDA

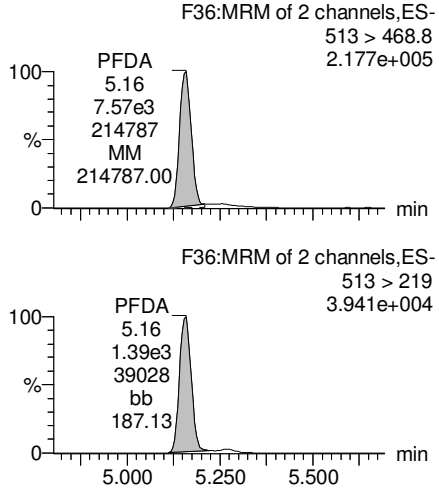

13C2-PFOA

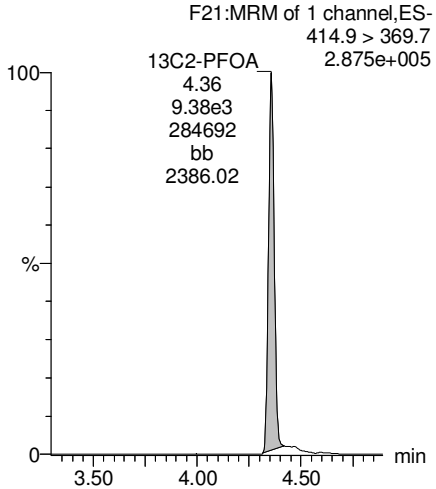

13C5-PFNA

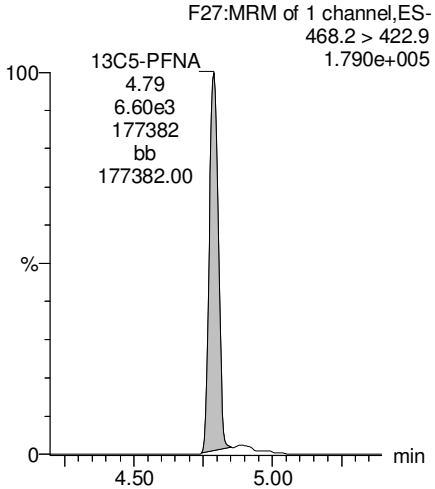

13C8-PFOS

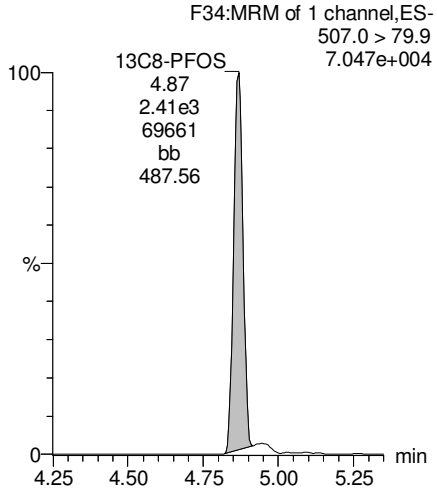

13C2-PFDA

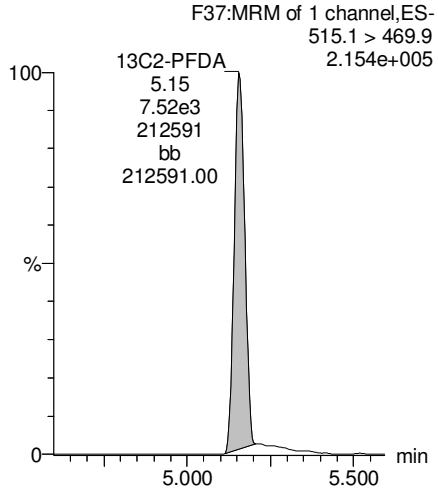

KBF 2/27/2018

Dataset: Z:\Projects\PFAS.PRO\Results\180224M1\180224M1-17.qld

Last Altered: Tuesday, February 27, 2018 09:19:28 Pacific Standard Time
Printed: Tuesday, February 27, 2018 09:20:56 Pacific Standard Time

Reviewed: CT 3/12/2018

Name: 180224M1_17, Date: 24-Feb-2018, Time: 15:28:33, ID: B8B0132-MS1 Matrix Spike 0.11558, Description: Matrix Spike

PFUdA

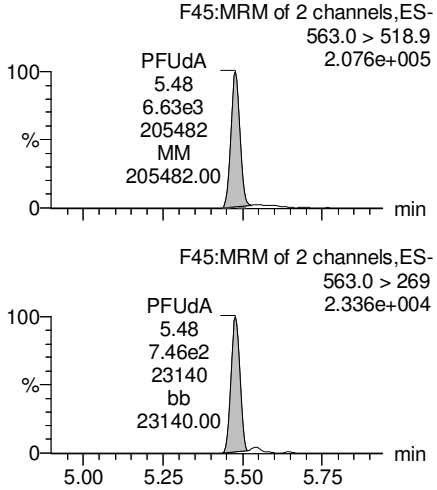

N-MeFOSAA

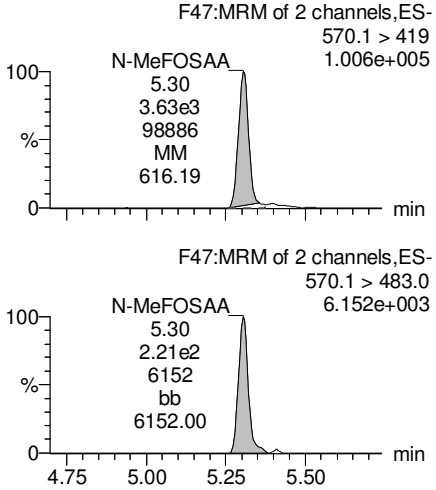

N-EtFOSAA

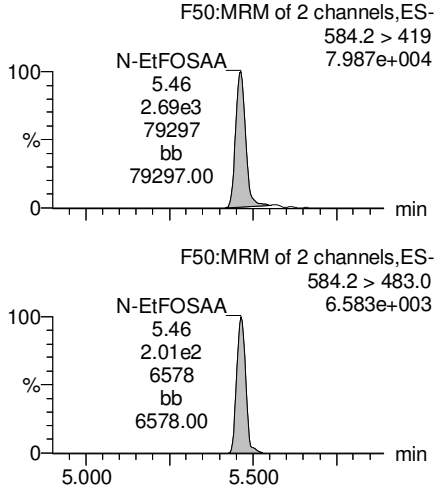

PFDoA

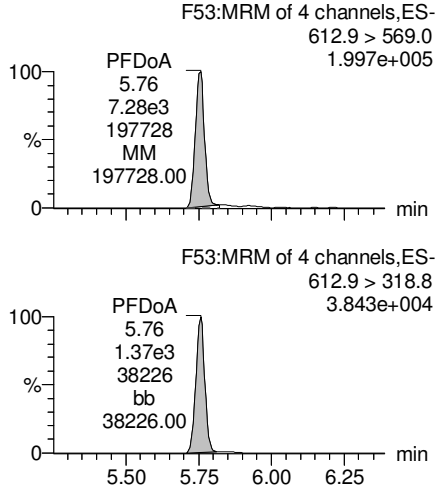

13C2-PFUdA

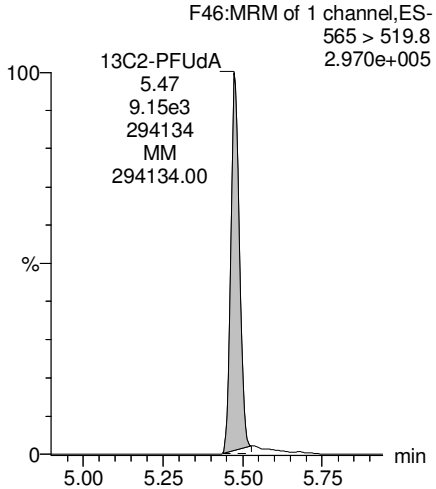

d3-N-MeFOSAA

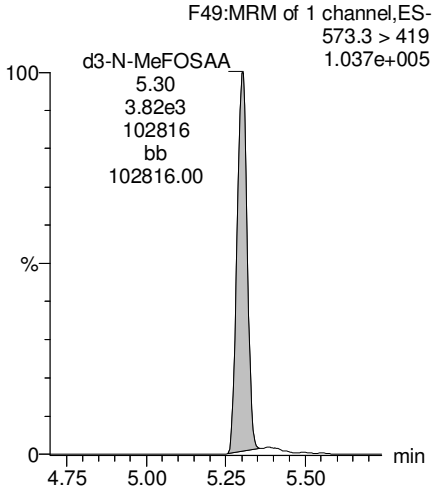

d5-N-EtFOSAA

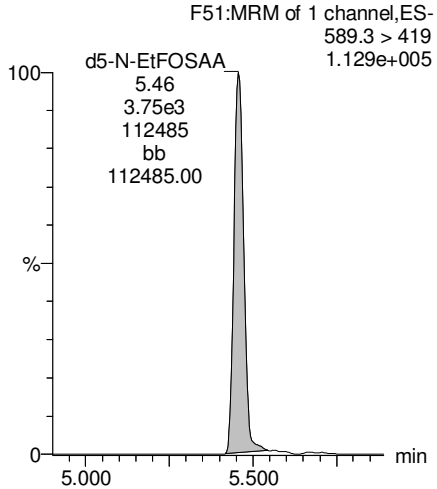

13C2-PFDoA

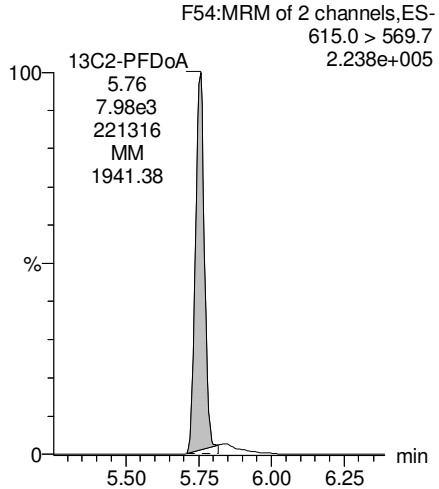

KBF 2/27/2018

Dataset: Z:\Projects\PFAS.PRO\Results\180224M1\180224M1-17.qld

Last Altered: Tuesday, February 27, 2018 09:19:28 Pacific Standard Time
Printed: Tuesday, February 27, 2018 09:20:56 Pacific Standard Time

Reviewed: CT 3/12/2018

Name: 180224M1_17, Date: 24-Feb-2018, Time: 15:28:33, ID: B8B0132-MS1 Matrix Spike 0.11558, Description: Matrix Spike

PFTrDA

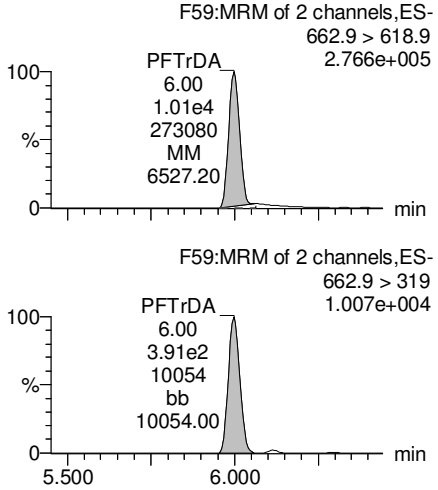

PFTeDA

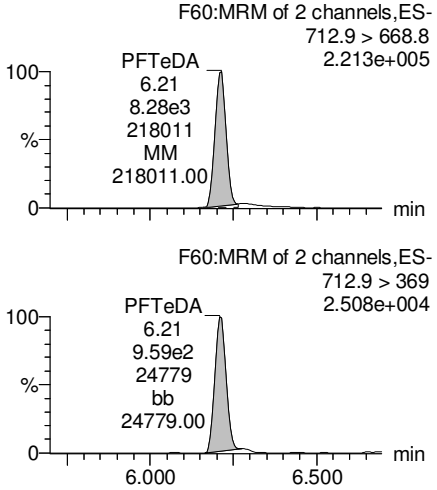

TCDA

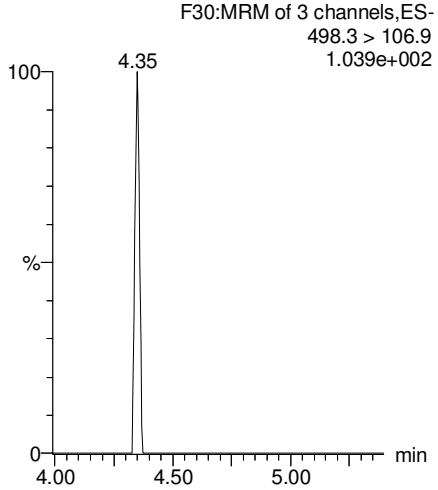

13C5-PFHxA

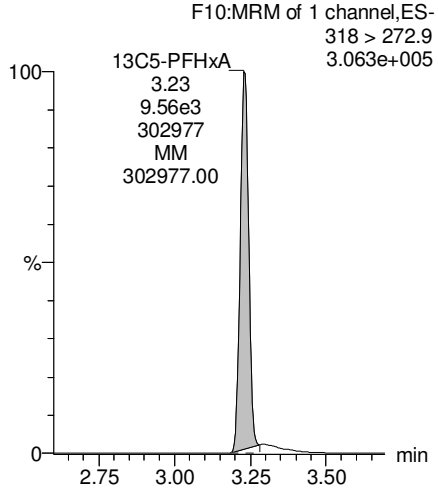

13C2-PFDoA

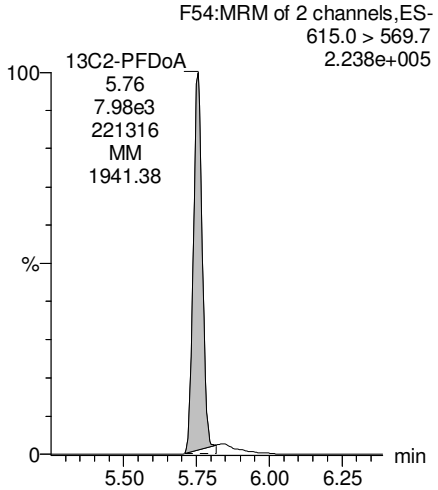

13C2-PFTeDA

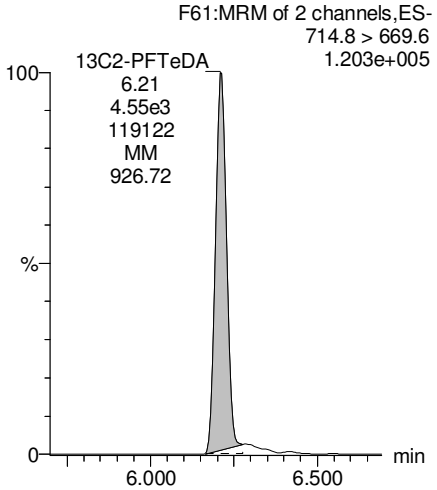

13C8-PFOS

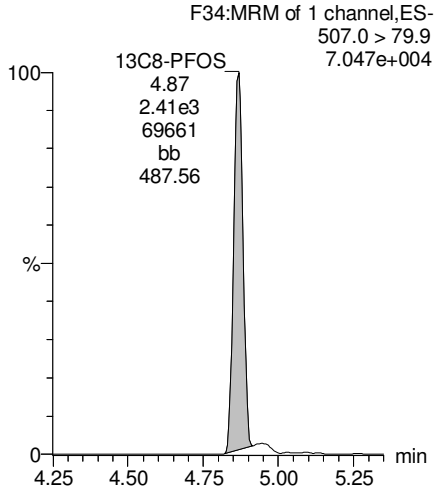

13C8-PFOA

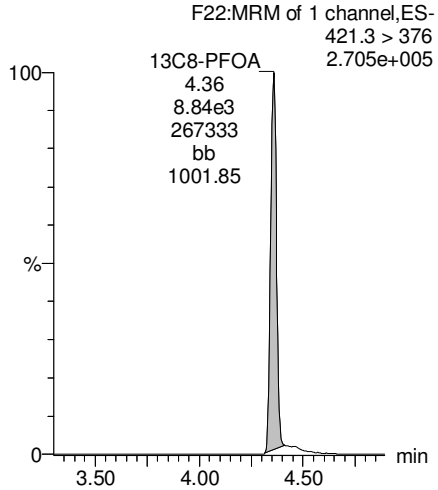

KBF 2/27/2018

Dataset: Z:\Projects\PFAS.PRO\Results\180224M1\180224M1-17.qld

Last Altered: Tuesday, February 27, 2018 09:19:28 Pacific Standard Time
Printed: Tuesday, February 27, 2018 09:20:56 Pacific Standard Time

Reviewed: CT 3/12/2018

Name: 180224M1_17, Date: 24-Feb-2018, Time: 15:28:33, ID: B8B0132-MS1 Matrix Spike 0.11558, Description: Matrix Spike

13C3-PFHxS

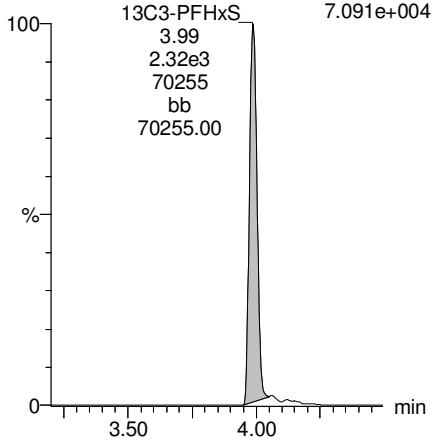

13C9-PFNA

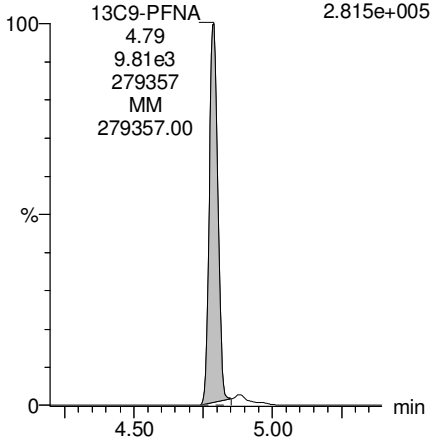

13C4-PFOS

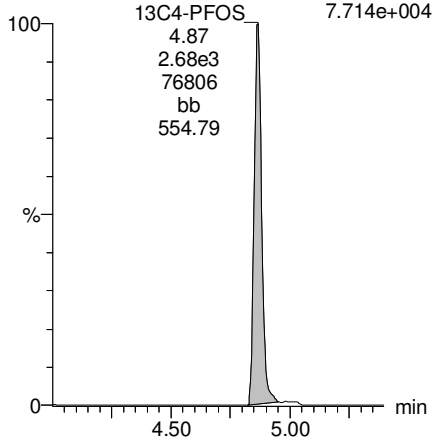

13C6-PFDA

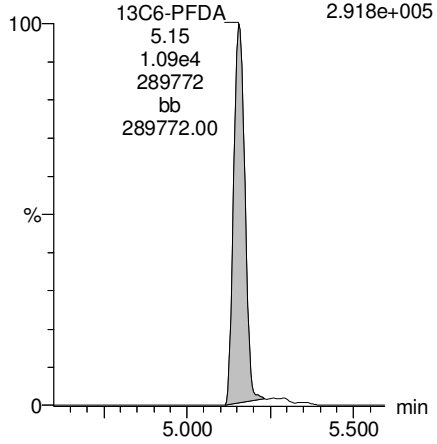

13C7-PFUdA

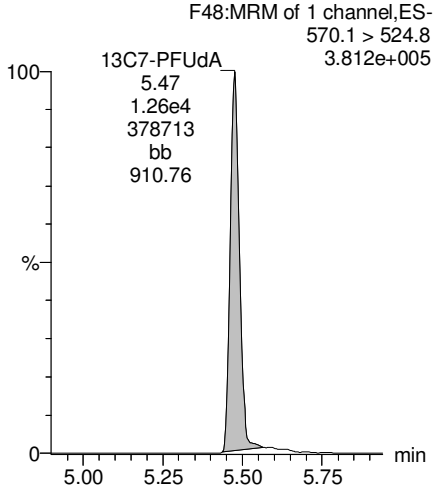

KBF 2/27/2018

Vista Analytical Laboratory

Dataset: Z:\Projects\PFAS.PRO\Results\180224M1\180224M1-18.qld

Last Altered: Tuesday, February 27, 2018 09:30:58 Pacific Standard Time
Printed: Tuesday, February 27, 2018 09:32:05 Pacific Standard Time

Reviewed: CT 3/12/2018

Method: Z:\Projects\PFAS.PRO\MethDB\PFAS_FULL_80C_022318.mdb 26 Feb 2018 09:30:45
Calibration: Z:\Projects\PFAS.PRO\CurveDB\C18_VAL-PFAS_Q4_02-23-18-FULL.cdb 24 Feb 2018 15:27:24

Name: 180224M1_18, Date: 24-Feb-2018, Time: 15:40:03, ID: B8B0132-MSD1 Matrix Spike Dup 0.12417, Description: Matrix Spike Dup

	#	Name	Trace	Area	IS Area	Wt./Vol.	RRF	Pred.RT	RT	y Axis Resp.	Conc.	%Rec
1	3	PFBS	299.0 > 79.7	1.71e3	1.13e3	0.124		2.60	2.74	18.8	81.4498	
2	5	PFHxA	313.2 > 268.9	8.66e3	2.44e3	0.124		3.19	3.23	17.7	94.7398	
3	7	PFHpA	363.0 > 318.9	7.10e3	6.76e3	0.124		3.81	3.84	13.1	80.9049	
4	8	L-PFHxS	398.9 > 79.6	1.38e3	8.76e2	0.124		4.17	3.99	19.7	86.0566	
5	11	L-PFOA	413 > 368.7	8.38e3	1.05e4	0.124		4.40	4.35	9.97	80.8188	
6	14	PFNA	463.0 > 418.8	8.32e3	6.27e3	0.124		4.76	4.78	16.6	106.3432	
7	16	L-PFOS	499 > 79.9	2.44e3	2.29e3	0.124		4.95	4.86	13.3	98.2444	
8	18	PFDA	513 > 468.8	7.41e3	7.43e3	0.124		5.14	5.15	12.5	76.7692	
9	21	N-MeFOSAA	570.1 > 419	3.91e3	3.34e3	0.124		5.29	5.30	14.6	81.3018	
10	22	N-EtFOSAA	584.2 > 419	2.66e3	3.27e3	0.124		5.45	5.46	10.2	79.9149	
11	23	PFUdA	563.0 > 518.9	6.70e3	7.65e3	0.124		5.46	5.47	10.9	88.7932	

KBF 2/27/2018

Vista Analytical Laboratory

Dataset: Z:\Projects\PFAS.PRO\Results\180224M1\180224M1-18.qld

Last Altered: Tuesday, February 27, 2018 09:30:58 Pacific Standard Time
Printed: Tuesday, February 27, 2018 09:32:18 Pacific Standard Time

Reviewed: CT 3/12/2018

Method: Z:\Projects\PFAS.PRO\MethDB\PFAS_FULL_80C_022318.mdb 26 Feb 2018 09:30:45
Calibration: Z:\Projects\PFAS.PRO\CurveDB\C18_VAL-PFAS_Q4_02-23-18-FULL.cdb 24 Feb 2018 15:27:24

Name: 180224M1_18, Date: 24-Feb-2018, Time: 15:40:03, ID: B8B0132-MSD1 Matrix Spike Dup 0.12417, Description: Matrix Spike Dup

	#	Name	Trace	Area	IS Area	Wt./Vol.	RRF	Pred.RT	RT	y Axis Resp.	Conc.	%Rec
1	25	PFDoA	612.9 > 569.0	7.70e3	8.87e3	0.124		5.74	5.76	10.9	70.5826	
2	27	PFTrDA	662.9 > 618.9	1.01e4	8.87e3	0.124		5.98	6.00	14.2	86.6290	
3	28	PFTeDA	712.9 > 668.8	7.92e3	4.14e3	0.124		6.20	6.21	23.9	99.7585	
4	36	13C3-PFBS	302. > 98.8	1.13e3	1.02e4	0.124	0.116	2.69	2.74	1.39	96.3916	95.8
5	37	13C2-PFHxA	315 > 269.8	2.44e3	1.02e4	0.124	0.732	3.19	3.23	2.99	32.8882	81.7
6	38	13C4-PFHpA	367.2 > 321.8	6.76e3	1.02e4	0.124	0.717	3.81	3.84	8.28	93.0177	92.4
7	39	18O2-PFHxS	403.0 > 102.6	8.76e2	2.34e3	0.124	0.368	3.96	3.98	4.67	102.3490	101.7
8	40	13C2-PFOA	414.9 > 369.7	1.05e4	9.66e3	0.124	1.311	4.33	4.35	13.6	83.5012	82.9
9	41	13C5-PFNA	468.2 > 422.9	6.27e3	1.00e4	0.124	0.974	4.76	4.79	7.80	64.5011	64.1
10	42	13C8-PFOSA	506.1 > 77.7	1.23e3	1.16e4	0.124	0.187	4.83	4.84	1.33	56.9783	56.6
11	43	13C8-PFOS	507.0 > 79.9	2.29e3	3.00e3	0.124	1.075	4.84	4.86	9.56	71.6644	71.2
12	44	13C2-PFDA	515.1 > 469.9	7.43e3	1.02e4	0.124	1.019	5.14	5.15	9.10	71.8988	71.4
13	45	d3-N-MeFOSAA	573.3 > 419	3.34e3	1.16e4	0.124	0.325	5.29	5.30	3.59	88.9881	88.4
14	46	d5-N-EtFOSAA	589.3 > 419	3.27e3	1.16e4	0.124	0.345	5.45	5.46	3.52	82.1224	81.6
15	47	13C2-PFUdA	565 > 519.8	7.65e3	1.16e4	0.124	1.071	5.46	5.47	8.24	61.9879	61.6
16	48	13C2-PFDoA	615.0 > 569.7	8.87e3	1.16e4	0.124	0.995	5.74	5.75	9.56	77.3626	76.8
17	49	d3-N-MeFOSA	515.2 > 168.9		1.16e4	0.124	0.090	5.84				
18	50	13C2-PFTeDA	714.8 > 669.6	4.14e3	1.16e4	0.124	0.551	6.20	6.21	4.46	65.1978	64.8
19	51	d5-N-ETFOSA	531.1 > 168.9		1.16e4	0.124	0.127	6.22				
20	52	13C2-PFHxDA	815 > 769.7	2.75e3	1.16e4	0.124	0.752	6.51	6.52	2.96	31.7409	78.8
21	53	d7-N-MeFOSE	623.1 > 58.9		1.16e4	0.124	0.098	6.31				
22	54	d9-N-EtFOSE	639.2 > 58.8		1.16e4	0.124	0.086	6.45				
23	55	13C4-PFBA	217. > 171.8	9.83e3	9.83e3	0.124	1.000	1.46	1.51	12.5	100.6684	100.0
24	56	13C5-PFHxA	318 > 272.9	1.02e4	1.02e4	0.124	1.000	3.19	3.23	12.5	100.6684	100.0
25	57	13C3-PFHxS	401.9 > 79.9	2.34e3	2.34e3	0.124	1.000	3.96	3.99	12.5	100.6684	100.0
26	58	13C8-PFOA	421.3 > 376	9.66e3	9.66e3	0.124	1.000	4.33	4.35	12.5	100.6684	100.0
27	59	13C9-PFNA	472.2 > 426.9	1.00e4	1.00e4	0.124	1.000	4.70	4.78	12.5	100.6684	100.0
28	60	13C4-PFOS	503 > 79.9	3.00e3	3.00e3	0.124	1.000	4.84	4.86	12.5	100.6684	100.0
29	61	13C6-PFDA	519.1 > 473.7	1.02e4	1.02e4	0.124	1.000	5.14	5.15	12.5	100.6684	100.0
30	62	13C7-PFUdA	570.1 > 524.8	1.16e4	1.16e4	0.124	1.000	5.46	5.47	12.5	100.6684	100.0
31	63	Total PFHxS	398.9 > 79.6	1.38e3	8.76e2	0.124		3.85		19.7	86.0566	
32	64	Total PFOA	413 > 368.7	8.38e3	1.05e4	0.124		4.21		9.97	80.8188	

KBF 2/27/2018

Vista Analytical Laboratory

Dataset: Z:\Projects\PFAS.PRO\Results\180224M1\180224M1-18.qld

Last Altered: Tuesday, February 27, 2018 09:30:58 Pacific Standard Time
Printed: Tuesday, February 27, 2018 09:32:18 Pacific Standard Time

Reviewed: CT 3/12/2018

Name: 180224M1_18, Date: 24-Feb-2018, Time: 15:40:03, ID: B8B0132-MSD1 Matrix Spike Dup 0.12417, Description: Matrix Spike Dup

	#	Name	Trace	Area	IS Area	Wt./Vol.	RRF	Pred.RT	RT	y Axis Resp.	Conc.	%Rec
33	65	Total PFOS	499 > 79.9	4.50e3	2.29e3	0.124		4.73		24.5	181.3369	
34	66	Total N-MeFOSAA	570.1 > 419	3.91e3	3.34e3	0.124		5.29		14.6	81.3018	
35	67	Total N-EtFOSAA	584.2 > 419	2.66e3	3.27e3	0.124		5.45		10.2	79.9149	

KBF 2/27/2018

Vista Analytical Laboratory

Dataset: Z:\Projects\PFAS.PRO\Results\180224M1\180224M1-18.qld

Last Altered: Tuesday, February 27, 2018 09:30:58 Pacific Standard Time
Printed: Tuesday, February 27, 2018 09:32:18 Pacific Standard Time

Reviewed: CT 3/12/2018

Method: Z:\Projects\PFAS.PRO\MethDB\PFAS_FULL_80C_022318.mdb 26 Feb 2018 09:30:45
Calibration: Z:\Projects\PFAS.PRO\CurveDB\C18_VAL-PFAS_Q4_02-23-18-FULL.cdb 24 Feb 2018 15:27:24

Name: 180224M1_18, Date: 24-Feb-2018, Time: 15:40:03, ID: B8B0132-MSD1 Matrix Spike Dup 0.12417, Description: Matrix Spike Dup

PFBS

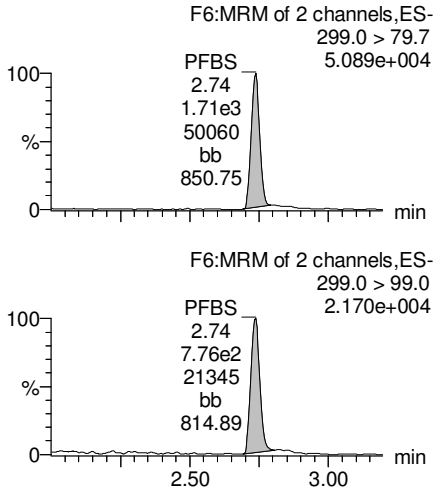

PFHxA

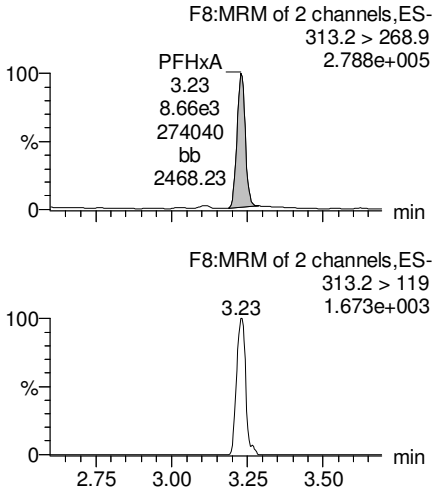

PFHpA

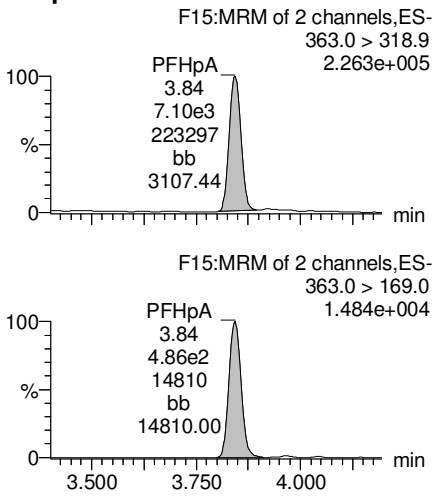

Total PFHxS

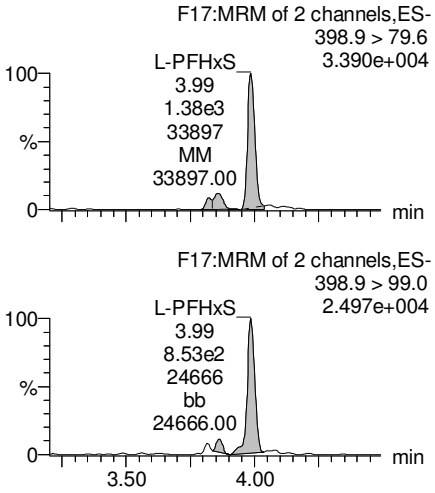

13C3-PFBS

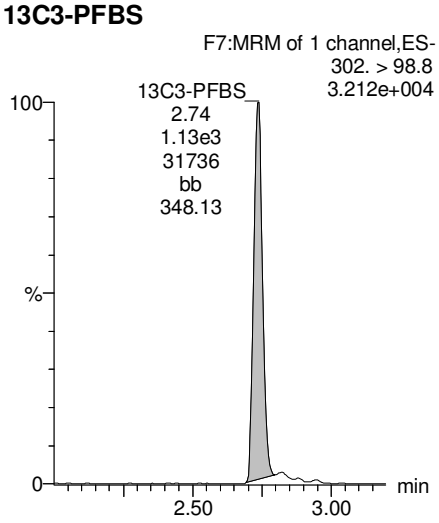

13C2-PFHxA

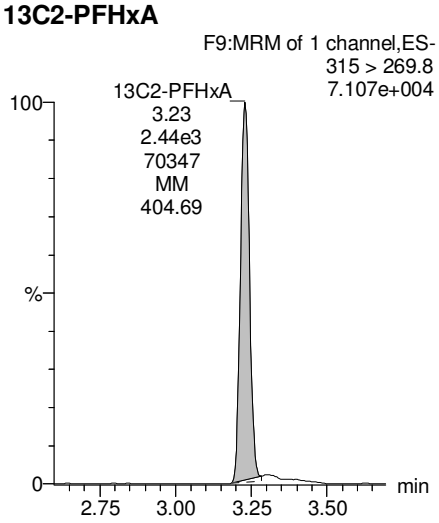

13C4-PFHpA

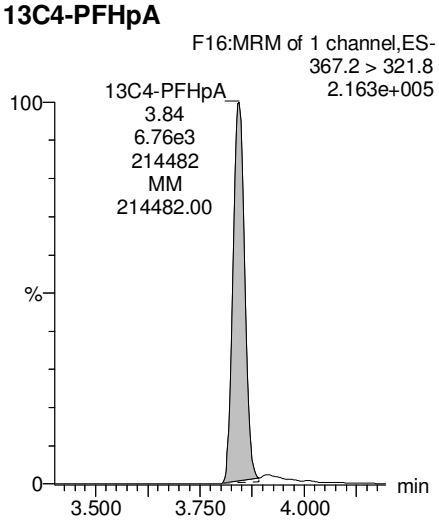

18O2-PFHxS

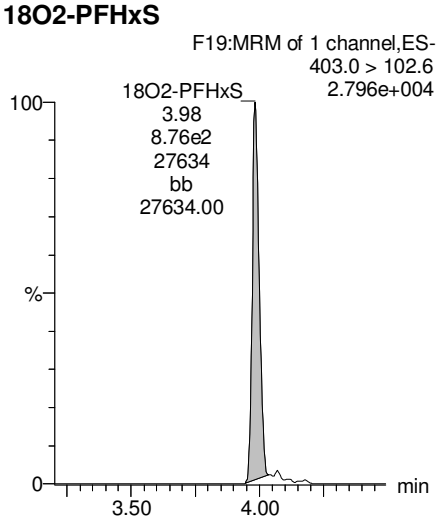

KBF 2/27/2018

Dataset: Z:\Projects\PFAS.PRO\Results\180224M1\180224M1-18.qld

Last Altered: Tuesday, February 27, 2018 09:30:58 Pacific Standard Time
Printed: Tuesday, February 27, 2018 09:32:18 Pacific Standard Time

Reviewed: CT 3/12/2018

Name: 180224M1_18, Date: 24-Feb-2018, Time: 15:40:03, ID: B8B0132-MSD1 Matrix Spike Dup 0.12417, Description: Matrix Spike Dup

Total PFOA

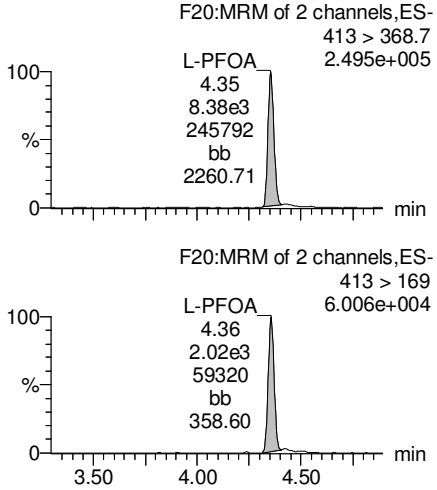

PFNA

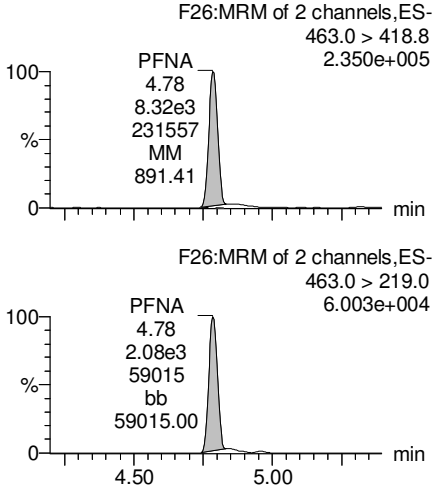

Total PFOS

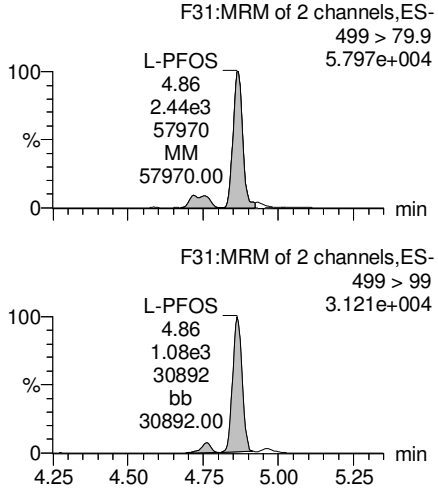

PFDA

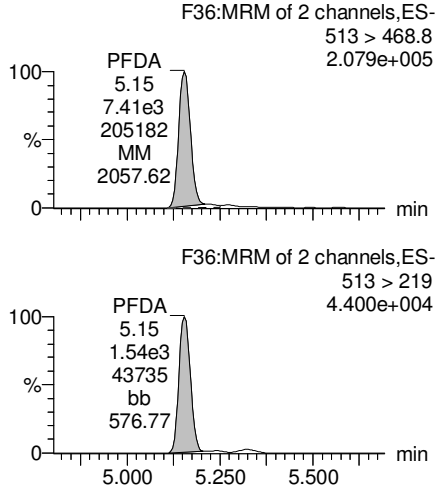

13C2-PFOA

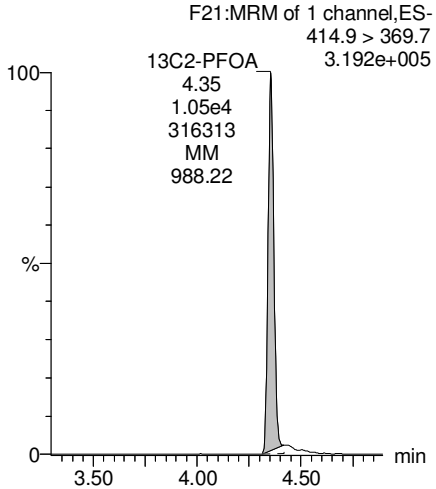

13C5-PFNA

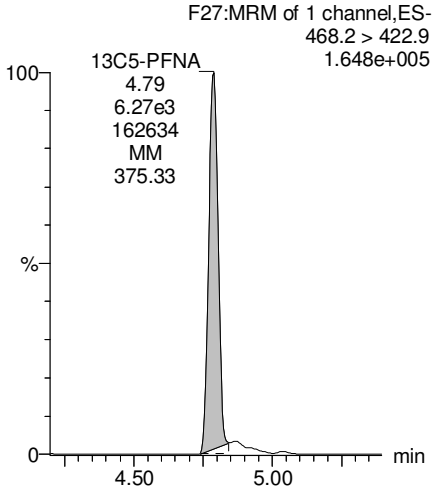

13C8-PFOS

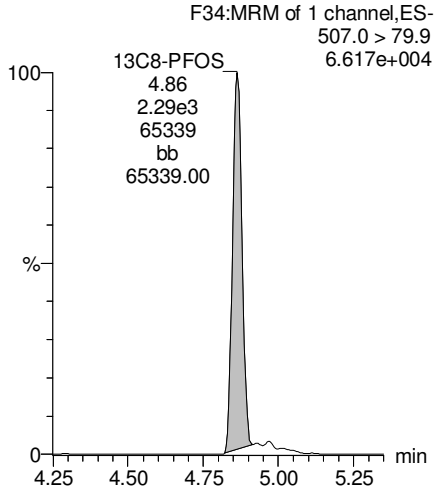

13C2-PFDA

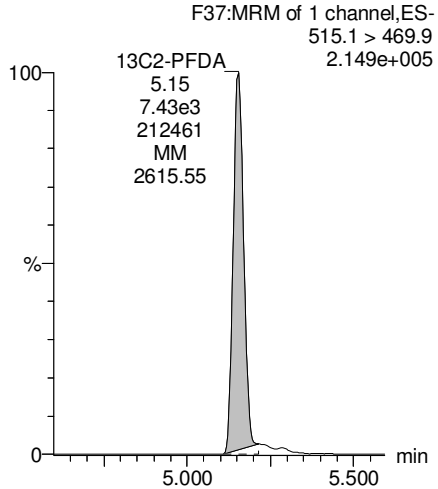

KBF 2/27/2018

Vista Analytical Laboratory

Dataset: Z:\Projects\PFAS.PRO\Results\180224M1\180224M1-18.qld

Last Altered: Tuesday, February 27, 2018 09:30:58 Pacific Standard Time
Printed: Tuesday, February 27, 2018 09:32:18 Pacific Standard Time

Reviewed: CT 3/12/2018

Name: 180224M1_18, Date: 24-Feb-2018, Time: 15:40:03, ID: B8B0132-MSD1 Matrix Spike Dup 0.12417, Description: Matrix Spike Dup

PFUdA

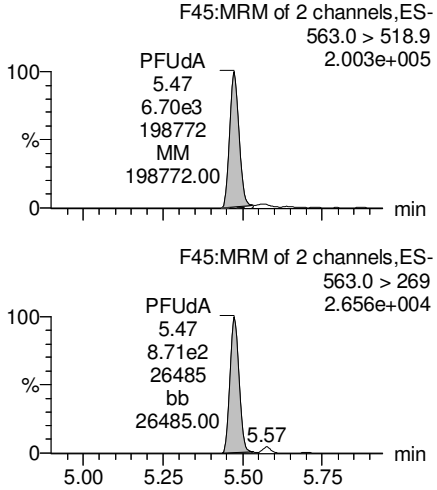

N-MeFOSAA

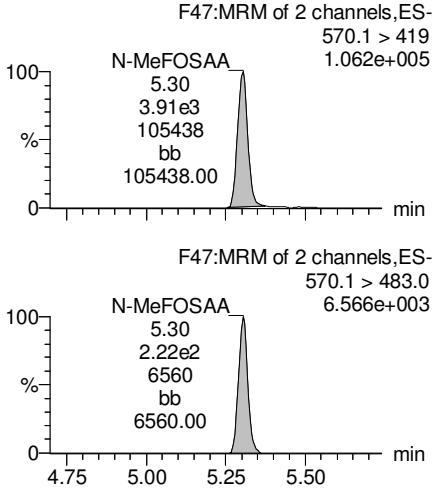

N-EtFOSAA

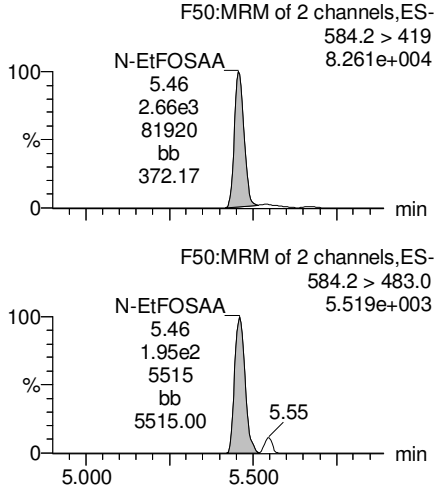

PFDoA

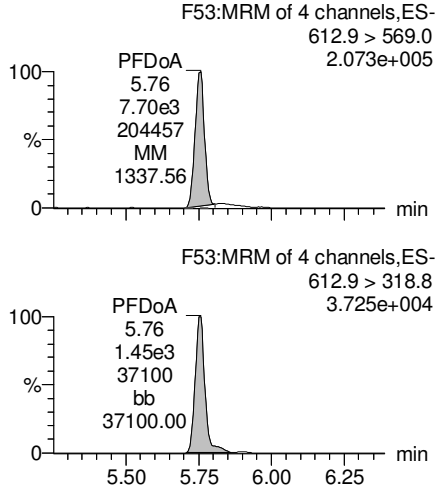

13C2-PFUdA

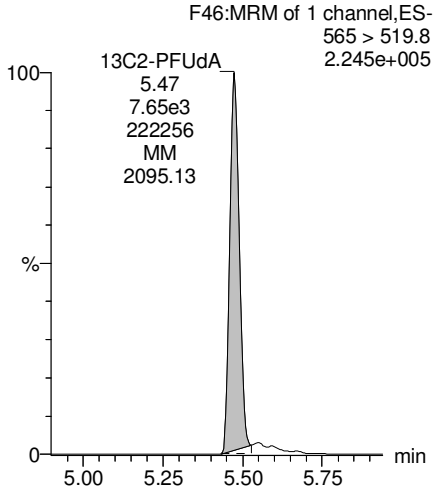

d3-N-MeFOSAA

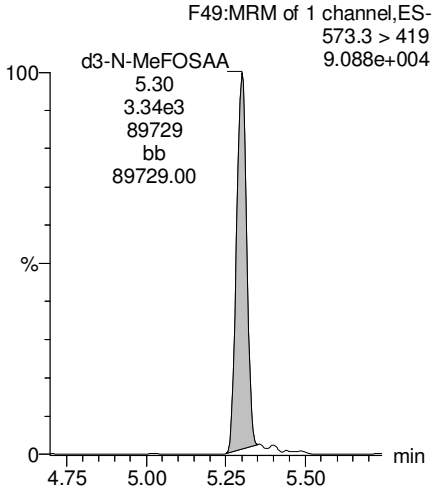

d5-N-EtFOSAA

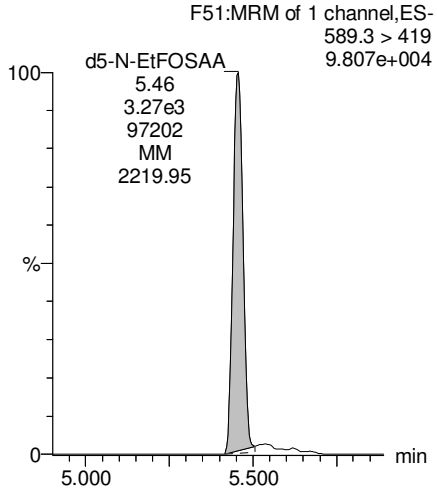

13C2-PFDoA

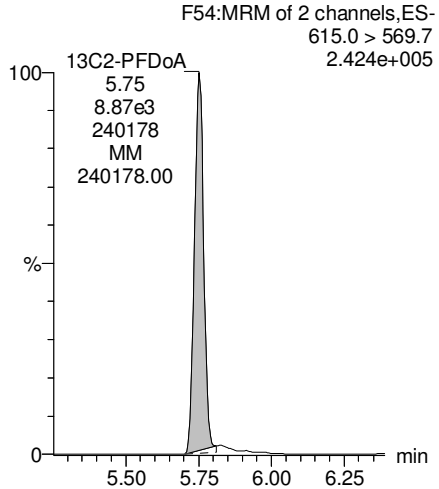

KBF 2/27/2018

Dataset: Z:\Projects\PFAS.PRO\Results\180224M1\180224M1-18.qld

Last Altered: Tuesday, February 27, 2018 09:30:58 Pacific Standard Time
Printed: Tuesday, February 27, 2018 09:32:18 Pacific Standard Time

Reviewed: CT 3/12/2018

Name: 180224M1_18, Date: 24-Feb-2018, Time: 15:40:03, ID: B8B0132-MSD1 Matrix Spike Dup 0.12417, Description: Matrix Spike Dup

PFTrDA

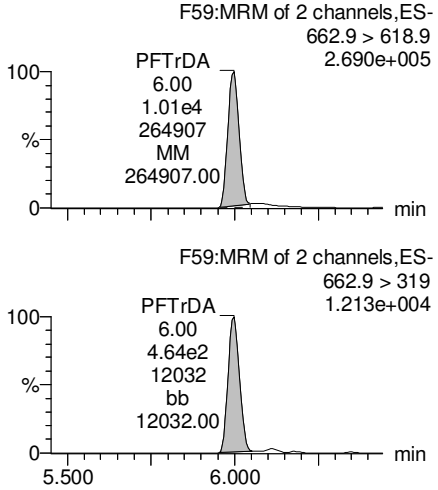

PFTeDA

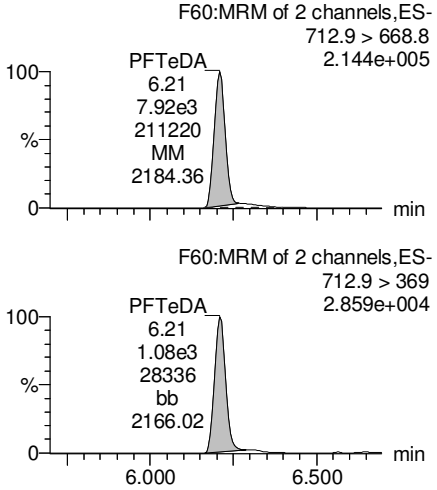

TCDA

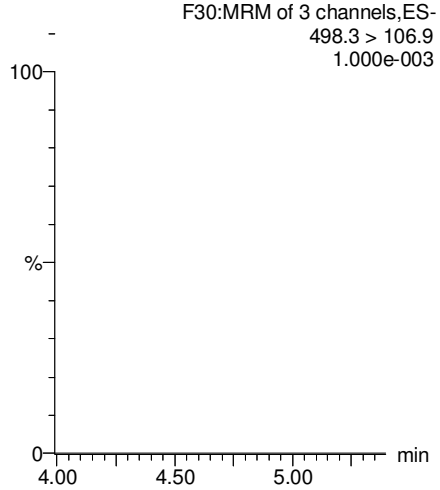

13C5-PFHxA

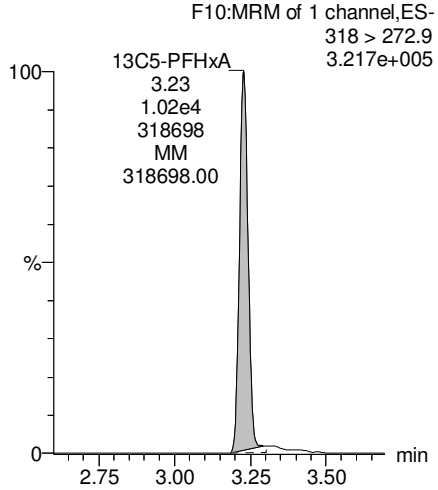

13C2-PFDoA

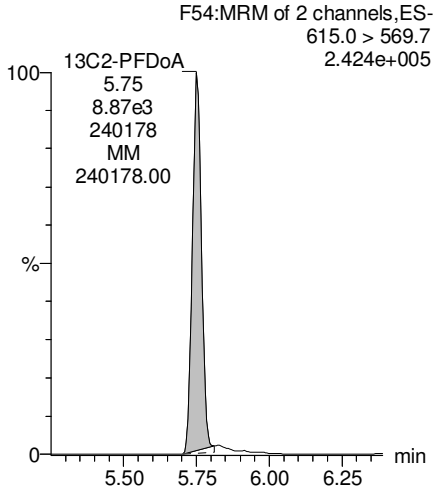

13C2-PFTeDA

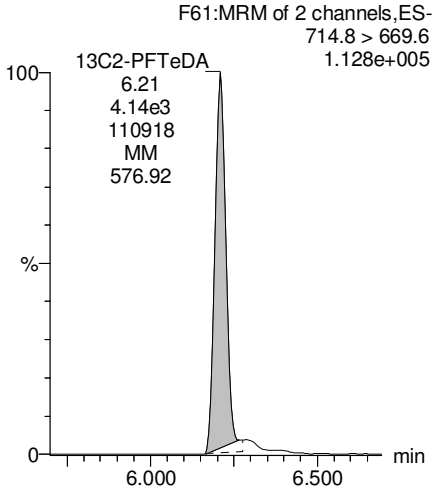

13C8-PFOS

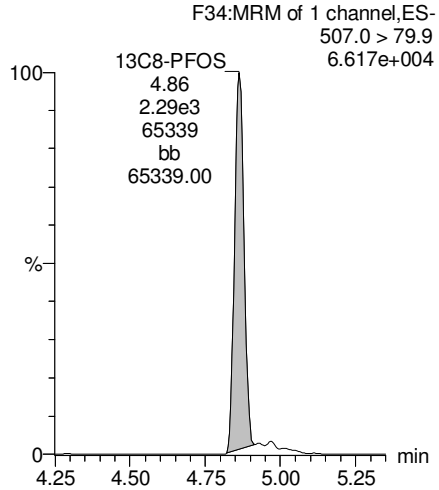

13C8-PFOA

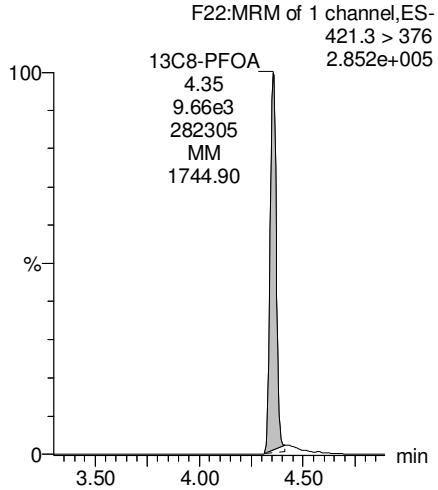

KBF 2/27/2018

Dataset: Z:\Projects\PFAS.PRO\Results\180224M1\180224M1-18.qld

Last Altered: Tuesday, February 27, 2018 09:30:58 Pacific Standard Time
Printed: Tuesday, February 27, 2018 09:32:18 Pacific Standard Time

Reviewed: CT 3/12/2018

Name: 180224M1_18, Date: 24-Feb-2018, Time: 15:40:03, ID: B8B0132-MSD1 Matrix Spike Dup 0.12417, Description: Matrix Spike Dup

13C3-PFHxS

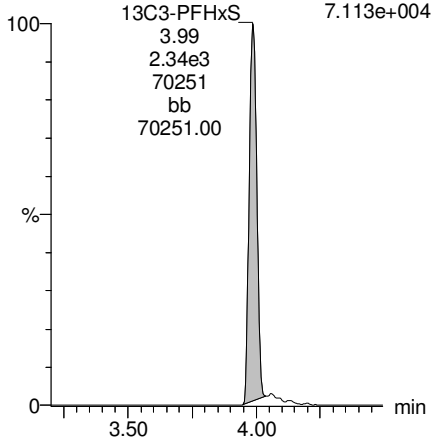

13C9-PFNA

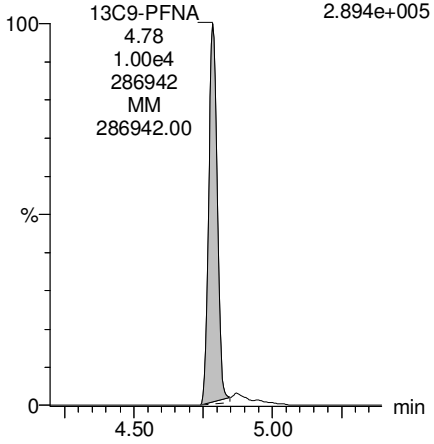

13C4-PFOS

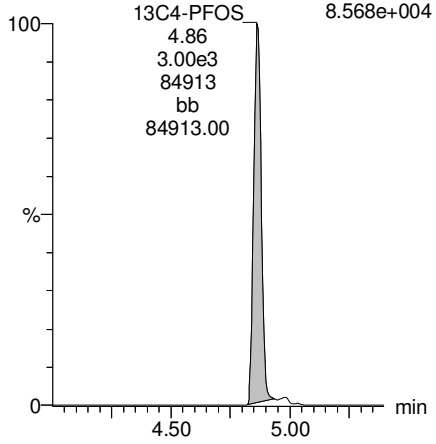

13C6-PFDA

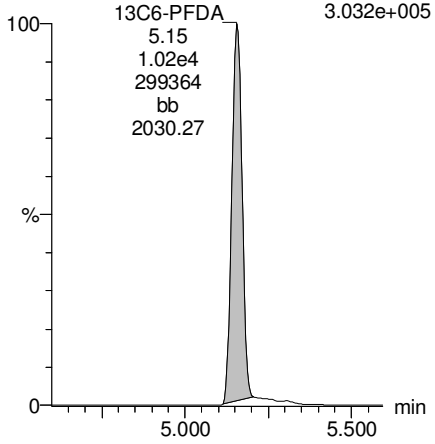

13C7-PFUdA

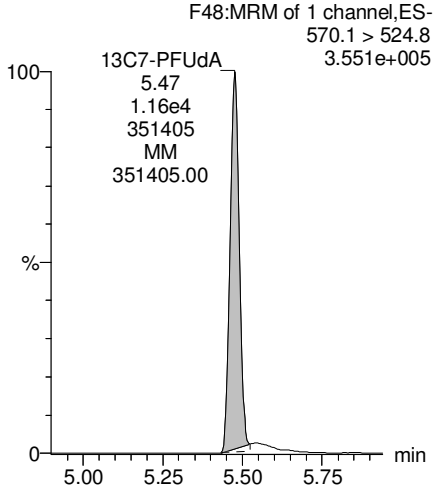

KBF 2/27/2018

Vista Analytical Laboratory

rev ANP 3/9/2018

Dataset: Z:\Projects\PFAS.PRO\Results\180224M1\180224M1-29.qld

Last Altered: Friday, March 09, 2018 15:54:53 Pacific Standard Time
Printed: Friday, March 09, 2018 15:55:11 Pacific Standard Time

Method: Z:\Projects\PFAS.PRO\MethDB\PFAS_FULL_80C_022318.mdb 26 Feb 2018 09:30:45
Calibration: Z:\Projects\PFAS.PRO\CurveDB\C18_VAL-PFAS_Q4_02-23-18-FULL.cdb 24 Feb 2018 15:27:24

Name: 180224M1_29, Date: 24-Feb-2018, Time: 17:46:09, ID: 1800342-08 WI-AF-MW-N2-9P-0218 0.11893, Description: WI-AF-MW-N2-9P-0218

	#	Name	Trace	Area	IS Area	Wt./Vol.	RRF	Pred.RT	RT	y Axis Resp.	Conc.	%Rec
1	3	PFBS	299.0 > 79.7		1.19e3	0.119		2.60				
2	5	PFHxA	313.2 > 268.9		2.88e3	0.119		3.19				
3	7	PFHpA	363.0 > 318.9		6.88e3	0.119		3.81				
4	8	L-PFHxS	398.9 > 79.6		9.49e2	0.119		4.17				
5	11	L-PFOA	413 > 368.7	1.14e2	1.05e4	0.119		4.40	4.35	0.135	1.0993	
6	14	PFNA	463.0 > 418.8		8.24e3	0.119		4.76				
7	16	L-PFOS	499 > 79.9		2.51e3	0.119		4.95				
8	18	PFDA	513 > 468.8		6.92e3	0.119		5.14				
9	21	N-MeFOSAA	570.1 > 419		3.35e3	0.119		5.29				
10	22	N-EtFOSAA	584.2 > 419		3.92e3	0.119		5.45				
11	23	PFUdA	563.0 > 518.9		1.05e4	0.119		5.46				

KBF 3/9/2018

Vista Analytical Laboratory

rev ANP 3/9/2018

Dataset: Z:\Projects\PFAS.PRO\Results\180224M1\180224M1-29.qld

Last Altered: Friday, March 09, 2018 15:54:53 Pacific Standard Time
Printed: Friday, March 09, 2018 15:55:19 Pacific Standard Time

Method: Z:\Projects\PFAS.PRO\MethDB\PFAS_FULL_80C_022318.mdb 26 Feb 2018 09:30:45
Calibration: Z:\Projects\PFAS.PRO\CurveDB\C18_VAL-PFAS_Q4_02-23-18-FULL.cdb 24 Feb 2018 15:27:24

Name: 180224M1_29, Date: 24-Feb-2018, Time: 17:46:09, ID: 1800342-08 WI-AF-MW-N2-9P-0218 0.11893, Description: WI-AF-MW-N2-9P-0218

	#	Name	Trace	Area	IS Area	Wt./Vol.	RRF	Pred.RT	RT	y Axis Resp.	Conc.	%Rec
1	25	PFDoA	612.9 > 569.0		9.34e3	0.119		5.74				
2	27	PFTrDA	662.9 > 618.9		9.34e3	0.119		5.98				
3	28	PFTeDA	712.9 > 668.8		4.80e3	0.119		6.20				
4	36	13C3-PFBS	302. > 98.8	1.19e3	1.16e4	0.119	0.116	2.69	2.73	1.29	93.2440	88.7
5	37	13C2-PFHxA	315 > 269.8	2.88e3	1.16e4	0.119	0.732	3.19	3.22	3.10	35.5712	84.6
6	38	13C4-PFHpA	367.2 > 321.8	6.88e3	1.16e4	0.119	0.717	3.81	3.84	7.41	86.9534	82.7
7	39	18O2-PFHxS	403.0 > 102.6	9.49e2	3.17e3	0.119	0.368	3.96	3.98	3.74	85.4599	81.3
8	40	13C2-PFOA	414.9 > 369.7	1.05e4	9.40e3	0.119	1.311	4.33	4.35	14.0	89.9563	85.6
9	41	13C5-PFNA	468.2 > 422.9	8.24e3	9.41e3	0.119	0.974	4.76	4.78	10.9	94.4084	89.8
10	42	13C8-PFOSA	506.1 > 77.7	1.08e3	1.37e4	0.119	0.187	4.83	4.84	0.986	44.2378	42.1
11	43	13C8-PFOS	507.0 > 79.9	2.51e3	2.58e3	0.119	1.075	4.84	4.86	12.2	95.3023	90.7
12	44	13C2-PFDA	515.1 > 469.9	6.92e3	1.04e4	0.119	1.019	5.14	5.15	8.35	68.9242	65.6
13	45	d3-N-MeFOSAA	573.3 > 419	3.35e3	1.37e4	0.119	0.325	5.29	5.29	3.06	79.0306	75.2
14	46	d5-N-EtFOSAA	589.3 > 419	3.92e3	1.37e4	0.119	0.345	5.45	5.45	3.58	87.1472	82.9
15	47	13C2-PFUdA	565 > 519.8	1.05e4	1.37e4	0.119	1.071	5.46	5.47	9.61	75.4875	71.8
16	48	13C2-PFDoA	615.0 > 569.7	9.34e3	1.37e4	0.119	0.995	5.74	5.75	8.52	72.0124	68.5
17	49	d3-N-MeFOSA	515.2 > 168.9		1.37e4	0.119	0.090	5.84				
18	50	13C2-PFTeDA	714.8 > 669.6	4.80e3	1.37e4	0.119	0.551	6.20	6.20	4.38	66.7381	63.5
19	51	d5-N-ETFOSA	531.1 > 168.9		1.37e4	0.119	0.127	6.22				
20	52	13C2-PFHxDA	815 > 769.7	3.33e3	1.37e4	0.119	0.752	6.51	6.52	3.04	33.9779	80.8
21	53	d7-N-MeFOSE	623.1 > 58.9		1.37e4	0.119	0.098	6.31				
22	54	d9-N-EtFOSE	639.2 > 58.8		1.37e4	0.119	0.086	6.45				
23	55	13C4-PFBA	217. > 171.8	1.03e4	1.03e4	0.119	1.000	1.46	1.50	12.5	105.1038	100.0
24	56	13C5-PFHxA	318 > 272.9	1.16e4	1.16e4	0.119	1.000	3.19	3.22	12.5	105.1038	100.0
25	57	13C3-PFHxS	401.9 > 79.9	3.17e3	3.17e3	0.119	1.000	3.96	3.98	12.5	105.1038	100.0
26	58	13C8-PFOA	421.3 > 376	9.40e3	9.40e3	0.119	1.000	4.33	4.35	12.5	105.1038	100.0
27	59	13C9-PFNA	472.2 > 426.9	9.41e3	9.41e3	0.119	1.000	4.70	4.78	12.5	105.1038	100.0
28	60	13C4-PFOS	503 > 79.9	2.58e3	2.58e3	0.119	1.000	4.84	4.86	12.5	105.1038	100.0
29	61	13C6-PFDA	519.1 > 473.7	1.04e4	1.04e4	0.119	1.000	5.14	5.15	12.5	105.1038	100.0
30	62	13C7-PFUdA	570.1 > 524.8	1.37e4	1.37e4	0.119	1.000	5.46	5.47	12.5	105.1038	100.0
31	63	Total PFHxS	398.9 > 79.6	0.00e0	9.49e2	0.119		3.85		0.000		
32	64	Total PFOA	413 > 368.7	1.14e2	1.05e4	0.119		4.21		0.135	1.0993	

KBF 3/9/2018

Vista Analytical Laboratory

rev ANP 3/9/2018

Dataset: Z:\Projects\PFAS.PRO\Results\180224M1\180224M1-29.qld

Last Altered: Friday, March 09, 2018 15:54:53 Pacific Standard Time
Printed: Friday, March 09, 2018 15:55:19 Pacific Standard Time

Name: 180224M1_29, Date: 24-Feb-2018, Time: 17:46:09, ID: 1800342-08 WI-AF-MW-N2-9P-0218 0.11893, Description: WI-AF-MW-N2-9P-0218

	#	Name	Trace	Area	IS Area	Wt./Vol.	RRF	Pred.RT	RT	y Axis Resp.	Conc.	%Rec
33	65	Total PFOS	499 > 79.9	0.00e0	2.51e3	0.119		4.73		0.000		
34	66	Total N-MeFOSAA	570.1 > 419	0.00e0	3.35e3	0.119		5.29		0.000		
35	67	Total N-EtFOSAA	584.2 > 419	0.00e0	3.92e3	0.119		5.45		0.000		

KBF 3/9/2018

Vista Analytical Laboratory

rev ANP 3/9/2018

Dataset: Z:\Projects\PFAS.PRO\Results\180224M1\180224M1-29.qld

Last Altered: Friday, March 09, 2018 15:54:53 Pacific Standard Time
Printed: Friday, March 09, 2018 15:55:19 Pacific Standard Time

Method: Z:\Projects\PFAS.PRO\MethDB\PFAS_FULL_80C_022318.mdb 26 Feb 2018 09:30:45
Calibration: Z:\Projects\PFAS.PRO\CurveDB\C18_VAL-PFAS_Q4_02-23-18-FULL.cdb 24 Feb 2018 15:27:24

Name: 180224M1_29, Date: 24-Feb-2018, Time: 17:46:09, ID: 1800342-08 WI-AF-MW-N2-9P-0218 0.11893, Description: WI-AF-MW-N2-9P-0218

PFBS

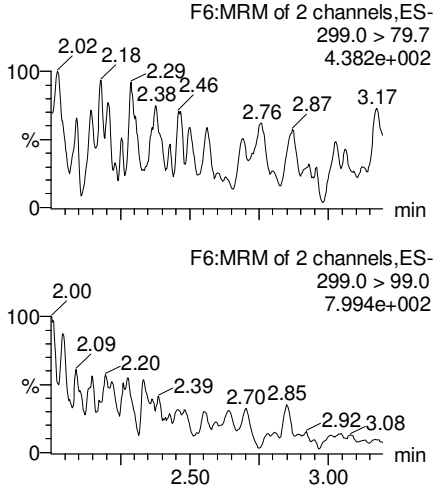

PFHxA

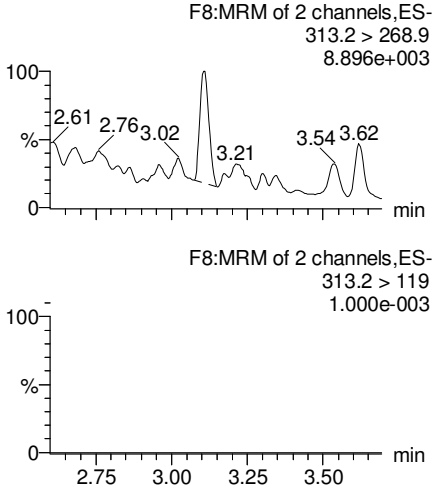

PFHpA

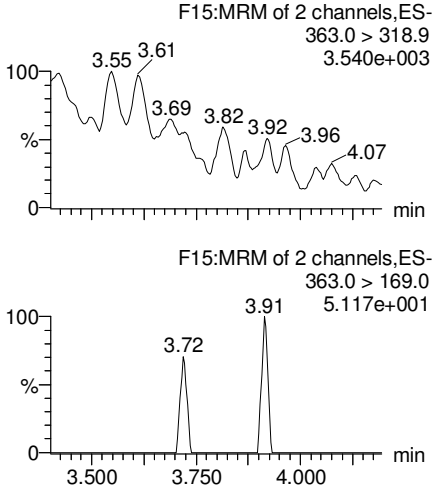

Total PFHxS

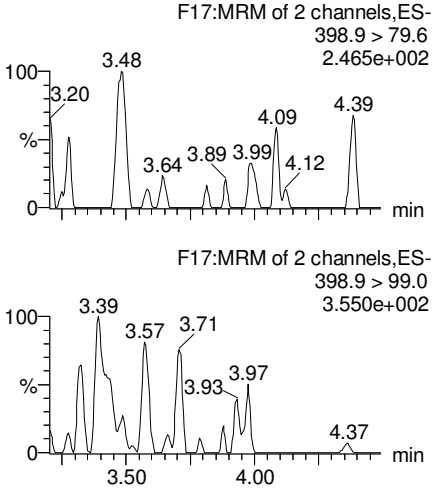

13C3-PFBS

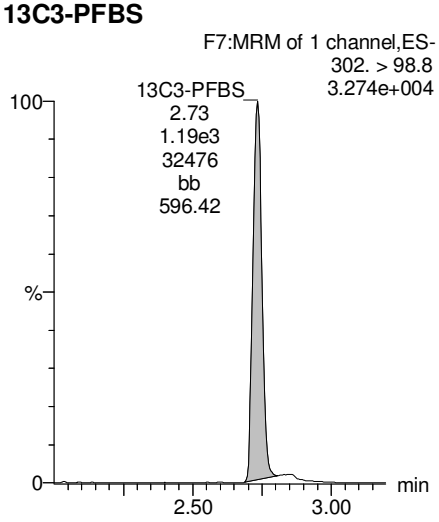

13C2-PFHxA

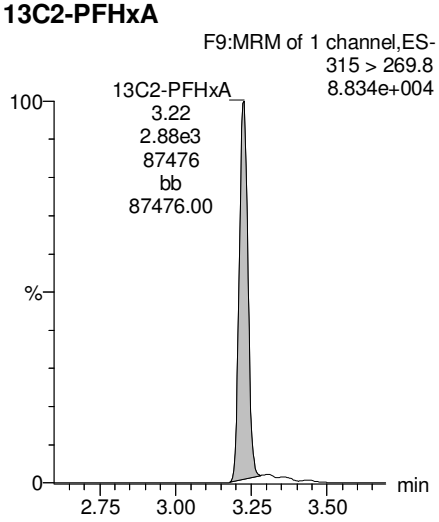

13C4-PFHpA

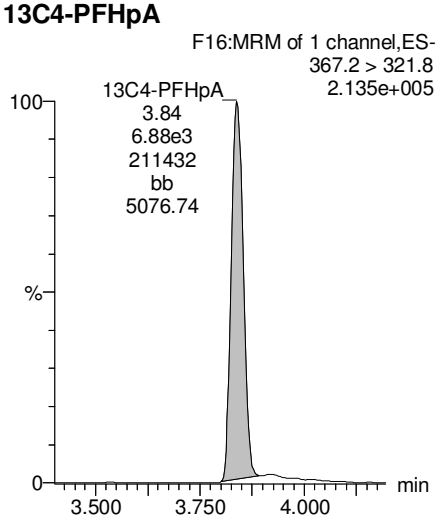

18O2-PFHxS

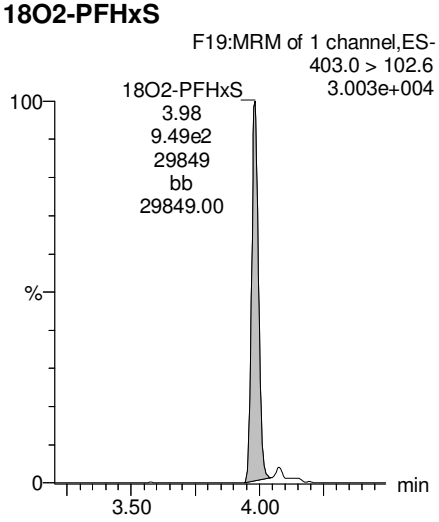

KBF 3/9/2018

Vista Analytical Laboratory

rev ANP 3/9/2018

Dataset: Z:\Projects\PFAS.PRO\Results\180224M1\180224M1-29.qld

Last Altered: Friday, March 09, 2018 15:54:53 Pacific Standard Time
Printed: Friday, March 09, 2018 15:55:19 Pacific Standard Time

Name: 180224M1_29, Date: 24-Feb-2018, Time: 17:46:09, ID: 1800342-08 WI-AF-MW-N2-9P-0218 0.11893, Description: WI-AF-MW-N2-9P-0218

Total PFOA

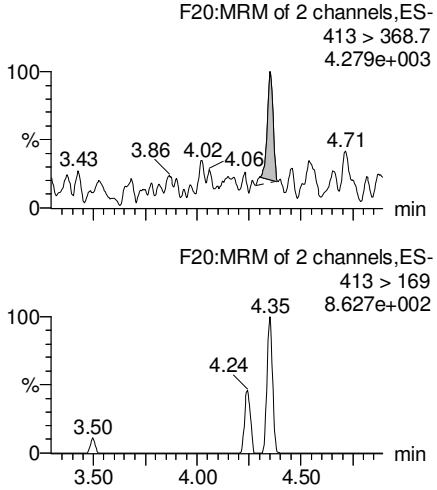

PFNA

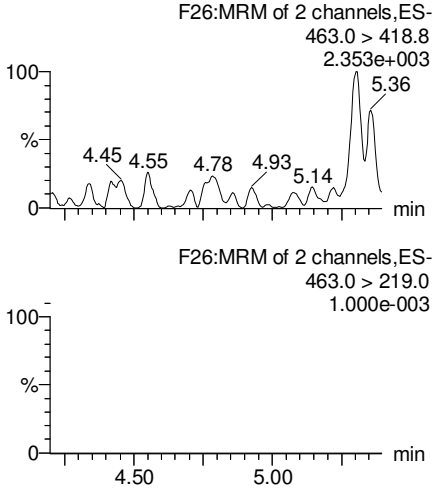

Total PFOS

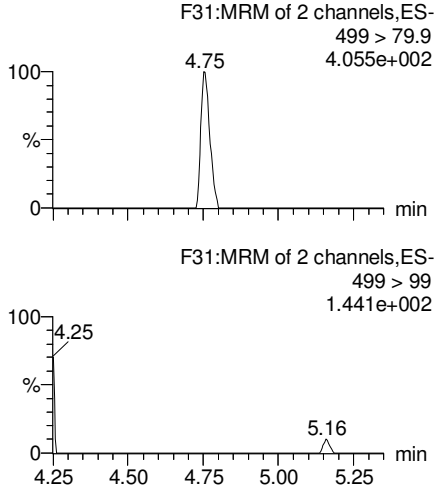

PFDA

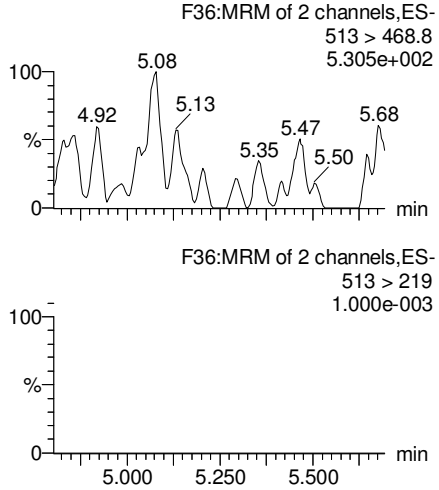

13C2-PFOA

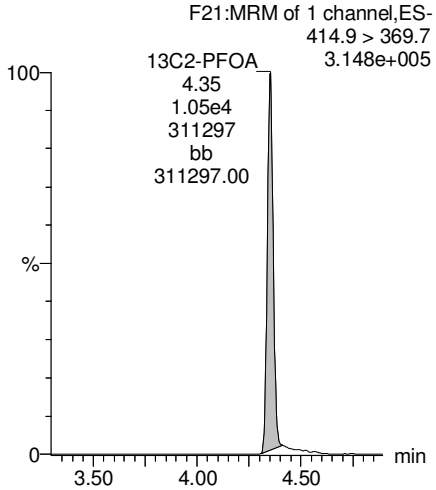

13C5-PFNA

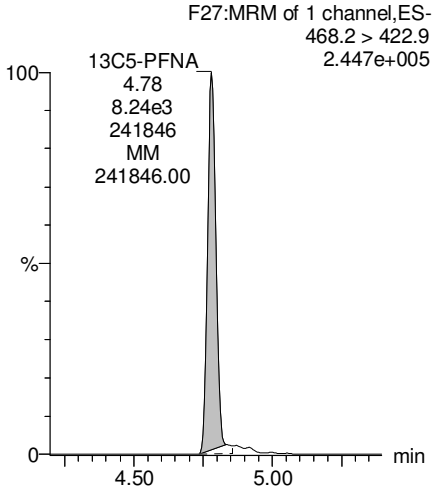

13C8-PFOS

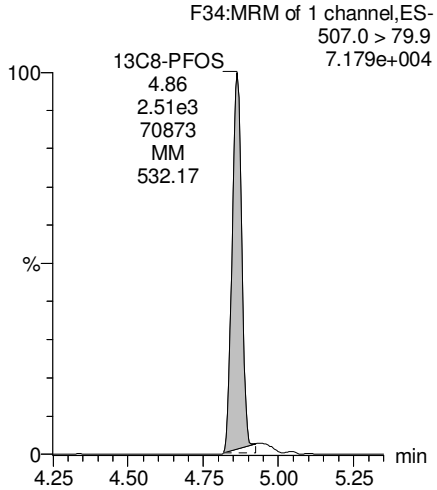

13C2-PFDA

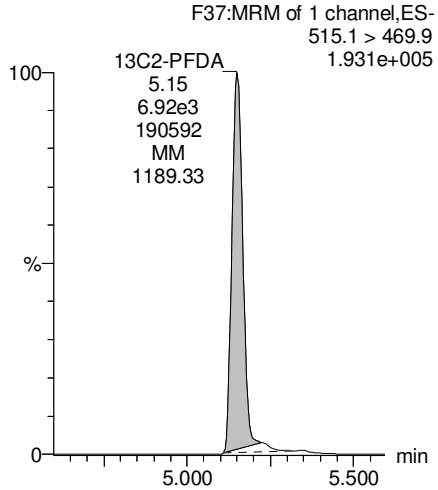

KBF 3/9/2018

Dataset: Z:\Projects\PFAS.PRO\Results\180224M1\180224M1-29.qld

Last Altered: Friday, March 09, 2018 15:54:53 Pacific Standard Time
Printed: Friday, March 09, 2018 15:55:19 Pacific Standard Time

Name: 180224M1_29, Date: 24-Feb-2018, Time: 17:46:09, ID: 1800342-08 WI-AF-MW-N2-9P-0218 0.11893, Description: WI-AF-MW-N2-9P-0218

PFUdA

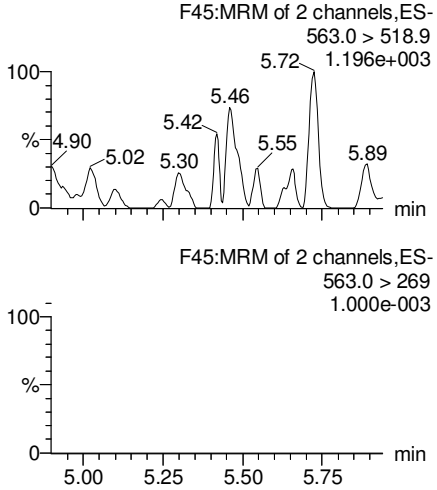

N-MeFOSAA

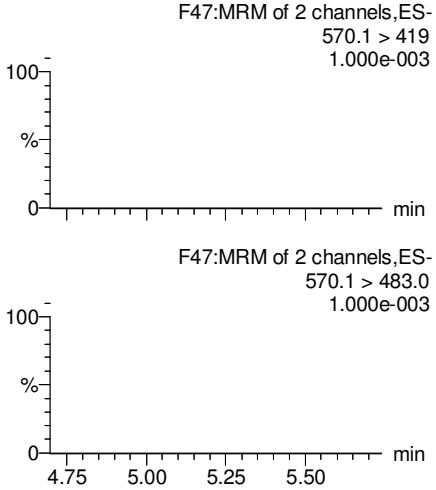

N-EtFOSAA

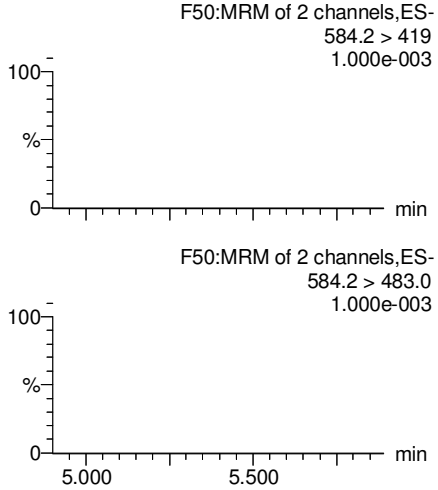

PFDoA

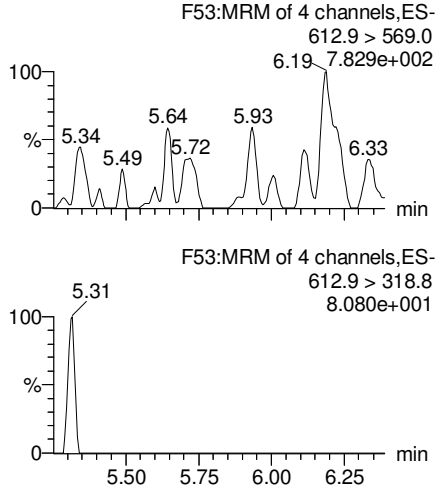

13C2-PFUdA

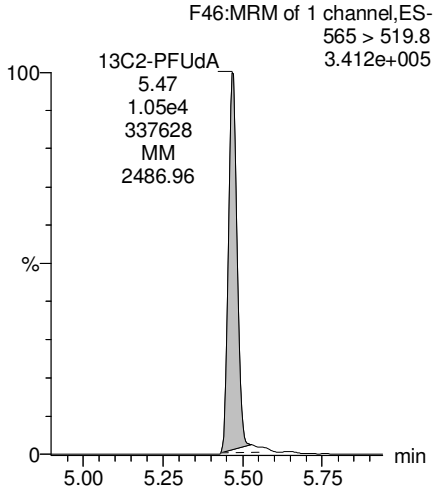

d3-N-MeFOSAA

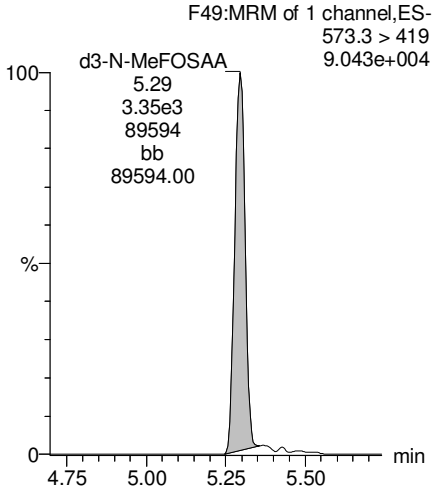

d5-N-EtFOSAA

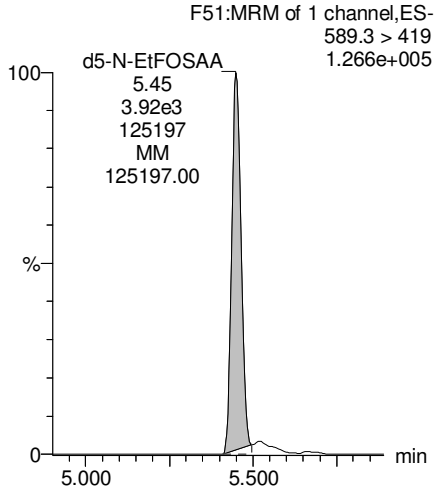

13C2-PFDoA

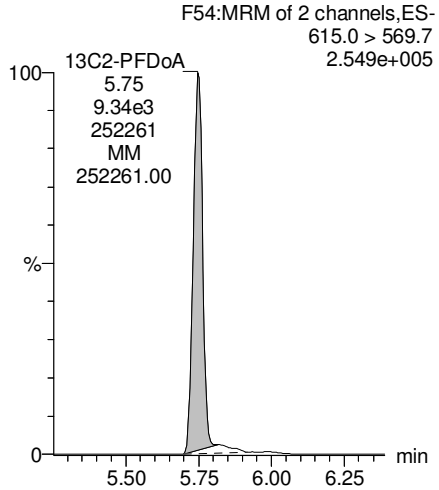

KBF 3/9/2018

Dataset: Z:\Projects\PFAS.PRO\Results\180224M1\180224M1-29.qld

Last Altered: Friday, March 09, 2018 15:54:53 Pacific Standard Time
Printed: Friday, March 09, 2018 15:55:19 Pacific Standard Time

Name: 180224M1_29, Date: 24-Feb-2018, Time: 17:46:09, ID: 1800342-08 WI-AF-MW-N2-9P-0218 0.11893, Description: WI-AF-MW-N2-9P-0218

PFTrDA

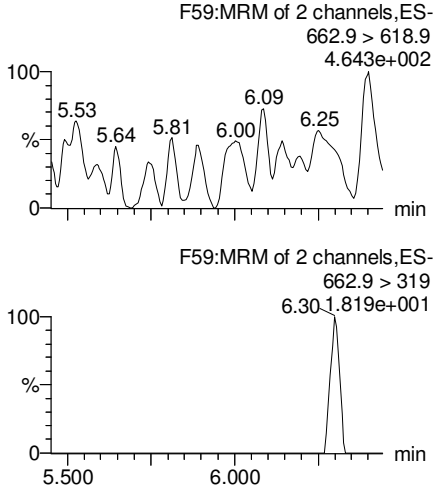

PFTeDA

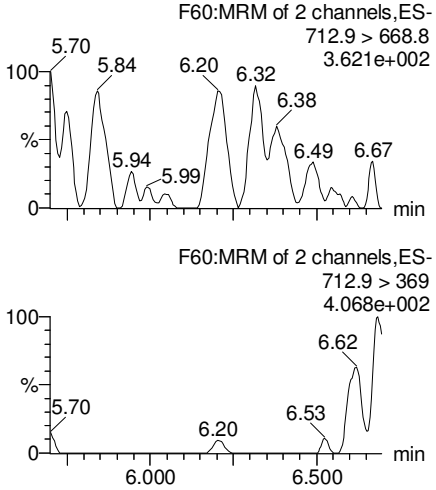

TCDA

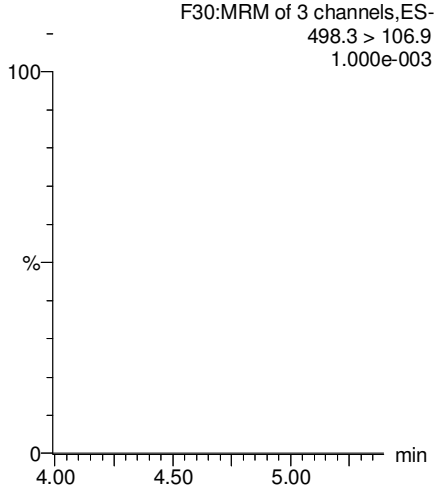

13C5-PFHxA

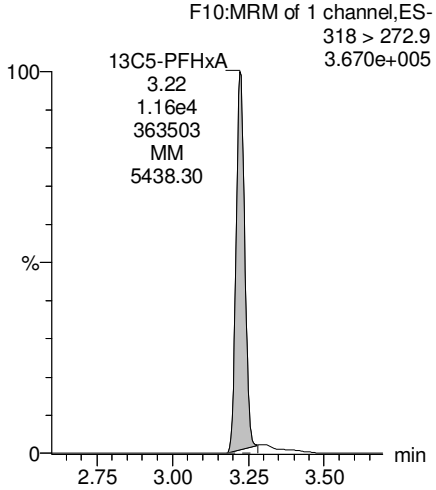

13C2-PFDoA

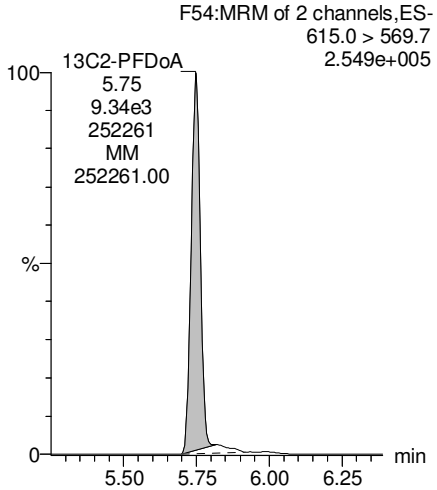

13C2-PFTeDA

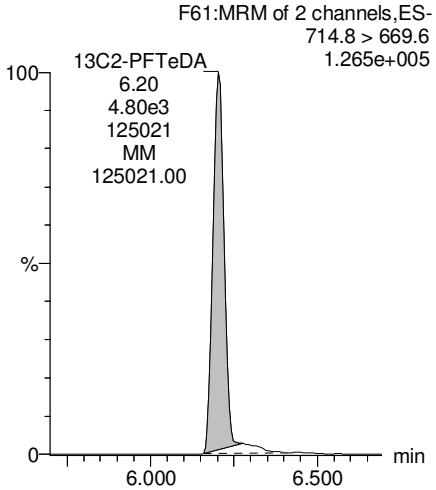

13C8-PFOS

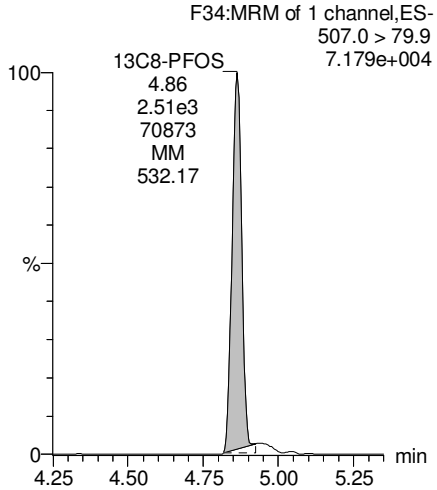

13C8-PFOA

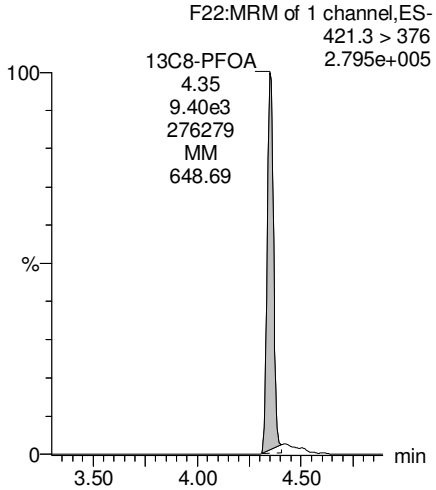

KBF 3/9/2018

Dataset: Z:\Projects\PFAS.PRO\Results\180224M1\180224M1-29.qld

Last Altered: Friday, March 09, 2018 15:54:53 Pacific Standard Time
Printed: Friday, March 09, 2018 15:55:19 Pacific Standard Time

Name: 180224M1_29, Date: 24-Feb-2018, Time: 17:46:09, ID: 1800342-08 WI-AF-MW-N2-9P-0218 0.11893, Description: WI-AF-MW-N2-9P-0218

13C3-PFHxS

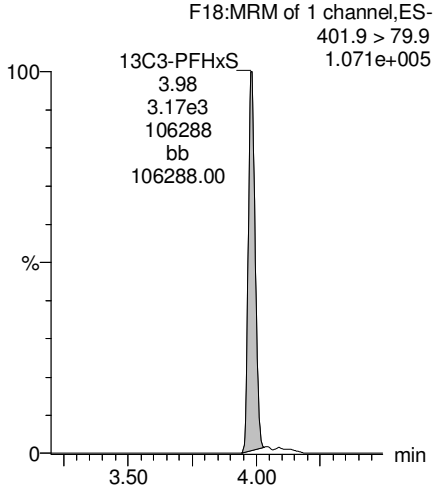

13C9-PFNA

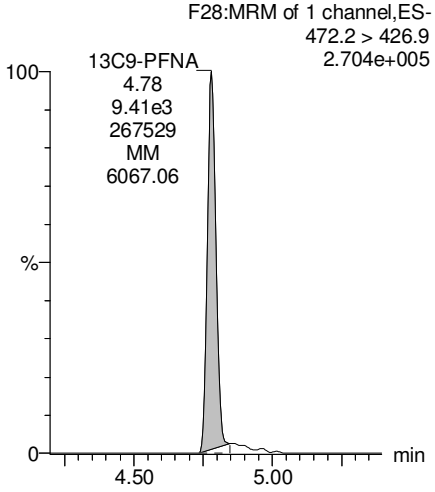

13C4-PFOS

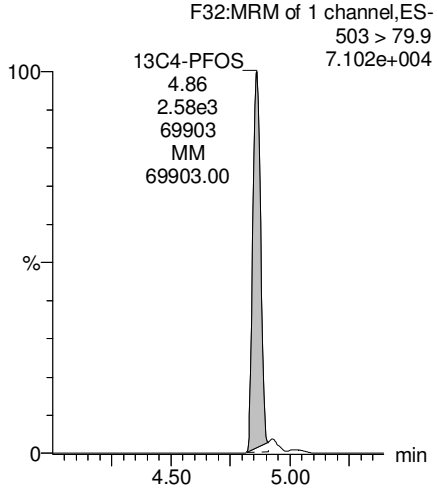

13C6-PFDA

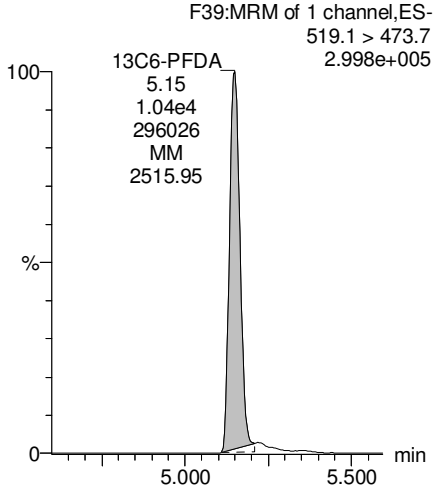

13C7-PFUdA

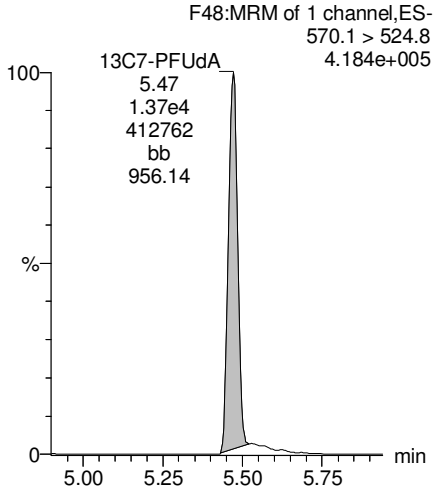

KBF 3/9/2018

Vista Analytical Laboratory

rev: ANP 3/9/2018

Dataset: Z:\Projects\PFAS.PRO\Results\180224M1\180224M1-30.qld

Last Altered: Tuesday, February 27, 2018 12:34:46 Pacific Standard Time
Printed: Tuesday, February 27, 2018 12:36:06 Pacific Standard Time

Method: Z:\Projects\PFAS.PRO\MethDB\PFAS_FULL_80C_022318.mdb 26 Feb 2018 09:30:45
Calibration: Z:\Projects\PFAS.PRO\CurveDB\C18_VAL-PFAS_Q4_02-23-18-FULL.cdb 24 Feb 2018 15:27:24

Name: 180224M1_30, Date: 24-Feb-2018, Time: 17:57:36, ID: 1800342-09 WI-AF-FB01-021518 0.11547, Description: WI-AF-FB01-021518

	#	Name	Trace	Area	IS Area	Wt./Vol.	RRF	Pred.RT	RT	y Axis Resp.	Conc.	%Rec
1	3	PFBS	299.0 > 79.7		1.16e3	0.115		2.60				
2	5	PFHxA	313.2 > 268.9		2.53e3	0.115		3.19				
3	7	PFHpA	363.0 > 318.9		5.98e3	0.115		3.81				
4	8	L-PFHxS	398.9 > 79.6	3.18e0	8.42e2	0.115		4.17	3.98	0.0473	0.6637	
5	11	L-PFOA	413 > 368.7		7.80e3	0.115		4.40				
6	14	PFNA	463.0 > 418.8		6.01e3	0.115		4.76				
7	16	L-PFOS	499 > 79.9		2.16e3	0.115		4.95				
8	18	PFDA	513 > 468.8		6.63e3	0.115		5.14				
9	21	N-MeFOSAA	570.1 > 419		2.75e3	0.115		5.29				
10	22	N-EtFOSAA	584.2 > 419		2.95e3	0.115		5.45				
11	23	PFUdA	563.0 > 518.9		7.11e3	0.115		5.46				

KBF 2/27/2018

Vista Analytical Laboratory

rev: ANP 3/9/2018

Dataset: Z:\Projects\PFAS.PRO\Results\180224M1\180224M1-30.qld

Last Altered: Tuesday, February 27, 2018 12:34:46 Pacific Standard Time
Printed: Tuesday, February 27, 2018 12:36:19 Pacific Standard Time

Method: Z:\Projects\PFAS.PRO\MethDB\PFAS_FULL_80C_022318.mdb 26 Feb 2018 09:30:45
Calibration: Z:\Projects\PFAS.PRO\CurveDB\C18_VAL-PFAS_Q4_02-23-18-FULL.cdb 24 Feb 2018 15:27:24

Name: 180224M1_30, Date: 24-Feb-2018, Time: 17:57:36, ID: 1800342-09 WI-AF-FB01-021518 0.11547, Description: WI-AF-FB01-021518

	#	Name	Trace	Area	IS Area	Wt./Vol.	RRF	Pred.RT	RT	y Axis Resp.	Conc.	%Rec
1	25	PFDoA	612.9 > 569.0		7.93e3	0.115		5.74				
2	27	PFTrDA	662.9 > 618.9		7.93e3	0.115		5.98				
3	28	PFTeDA	712.9 > 668.8		5.25e3	0.115		6.20				
4	36	13C3-PFBS	302. > 98.8	1.16e3	9.23e3	0.115	0.116	2.69	2.73	1.57	117.4078	108.5
5	37	13C2-PFHxA	315 > 269.8	2.53e3	9.23e3	0.115	0.732	3.19	3.22	3.43	40.5394	93.6
6	38	13C4-PFHpA	367.2 > 321.8	5.98e3	9.23e3	0.115	0.717	3.81	3.84	8.10	97.8452	90.4
7	39	18O2-PFHxS	403.0 > 102.6	8.42e2	2.64e3	0.115	0.368	3.96	3.98	3.99	93.8591	86.7
8	40	13C2-PFOA	414.9 > 369.7	7.80e3	7.06e3	0.115	1.311	4.33	4.35	13.8	91.2504	84.3
9	41	13C5-PFNA	468.2 > 422.9	6.01e3	9.27e3	0.115	0.974	4.76	4.78	8.11	72.0584	66.6
10	42	13C8-PFOSA	506.1 > 77.7	6.28e2	1.04e4	0.115	0.187	4.83	4.84	0.754	34.8169	32.2
11	43	13C8-PFOS	507.0 > 79.9	2.16e3	2.51e3	0.115	1.075	4.84	4.86	10.8	86.6219	80.0
12	44	13C2-PFDA	515.1 > 469.9	6.63e3	8.77e3	0.115	1.019	5.14	5.15	9.45	80.3120	74.2
13	45	d3-N-MeFOSAA	573.3 > 419	2.75e3	1.04e4	0.115	0.325	5.29	5.29	3.30	87.8972	81.2
14	46	d5-N-EtFOSAA	589.3 > 419	2.95e3	1.04e4	0.115	0.345	5.45	5.45	3.54	88.7823	82.0
15	47	13C2-PFUdA	565 > 519.8	7.11e3	1.04e4	0.115	1.071	5.46	5.47	8.53	68.9680	63.7
16	48	13C2-PFDoA	615.0 > 569.7	7.93e3	1.04e4	0.115	0.995	5.74	5.75	9.51	82.7828	76.5
17	49	d3-N-MeFOSA	515.2 > 168.9		1.04e4	0.115	0.090	5.84				
18	50	13C2-PFTeDA	714.8 > 669.6	5.25e3	1.04e4	0.115	0.551	6.20	6.20	6.29	98.8513	91.3
19	51	d5-N-ETFOSA	531.1 > 168.9		1.04e4	0.115	0.127	6.22				
20	52	13C2-PFHxDA	815 > 769.7	3.38e3	1.04e4	0.115	0.752	6.51	6.52	4.05	46.6897	107.8
21	53	d7-N-MeFOSE	623.1 > 58.9		1.04e4	0.115	0.098	6.31				
22	54	d9-N-EtFOSE	639.2 > 58.8		1.04e4	0.115	0.086	6.45				
23	55	13C4-PFBA	217. > 171.8	8.10e3	8.10e3	0.115	1.000	1.46	1.51	12.5	108.2532	100.0
24	56	13C5-PFHxA	318 > 272.9	9.23e3	9.23e3	0.115	1.000	3.19	3.23	12.5	108.2532	100.0
25	57	13C3-PFHxS	401.9 > 79.9	2.64e3	2.64e3	0.115	1.000	3.96	3.98	12.5	108.2532	100.0
26	58	13C8-PFOA	421.3 > 376	7.06e3	7.06e3	0.115	1.000	4.33	4.35	12.5	108.2532	100.0
27	59	13C9-PFNA	472.2 > 426.9	9.27e3	9.27e3	0.115	1.000	4.70	4.78	12.5	108.2532	100.0
28	60	13C4-PFOS	503 > 79.9	2.51e3	2.51e3	0.115	1.000	4.84	4.86	12.5	108.2532	100.0
29	61	13C6-PFDA	519.1 > 473.7	8.77e3	8.77e3	0.115	1.000	5.14	5.15	12.5	108.2532	100.0
30	62	13C7-PFUdA	570.1 > 524.8	1.04e4	1.04e4	0.115	1.000	5.46	5.47	12.5	108.2532	100.0
31	63	Total PFHxS	398.9 > 79.6	3.18e0	8.42e2	0.115		3.85		0.0473	0.6637	
32	64	Total PFOA	413 > 368.7	0.00e0	7.80e3	0.115		4.21		0.000		

KBF 2/27/2018

Vista Analytical Laboratory

rev: ANP 3/9/2018

Dataset: Z:\Projects\PFAS.PRO\Results\180224M1\180224M1-30.qld

Last Altered: Tuesday, February 27, 2018 12:34:46 Pacific Standard Time
Printed: Tuesday, February 27, 2018 12:36:19 Pacific Standard Time

Name: 180224M1_30, Date: 24-Feb-2018, Time: 17:57:36, ID: 1800342-09 WI-AF-FB01-021518 0.11547, Description: WI-AF-FB01-021518

	#	Name	Trace	Area	IS Area	Wt./Vol.	RRF	Pred.RT	RT	y Axis Resp.	Conc.	%Rec
33	65	Total PFOS	499 > 79.9	0.00e0	2.16e3	0.115		4.73		0.000		
34	66	Total N-MeFOSAA	570.1 > 419	0.00e0	2.75e3	0.115		5.29		0.000		
35	67	Total N-EtFOSAA	584.2 > 419	0.00e0	2.95e3	0.115		5.45		0.000		

KBF 2/27/2018

Vista Analytical Laboratory

rev: ANP 3/9/2018

Dataset: Z:\Projects\PFAS.PRO\Results\180224M1\180224M1-30.qld

Last Altered: Tuesday, February 27, 2018 12:34:46 Pacific Standard Time
Printed: Tuesday, February 27, 2018 12:36:19 Pacific Standard Time

Method: Z:\Projects\PFAS.PRO\MethDB\PFAS_FULL_80C_022318.mdb 26 Feb 2018 09:30:45
Calibration: Z:\Projects\PFAS.PRO\CurveDB\C18_VAL-PFAS_Q4_02-23-18-FULL.cdb 24 Feb 2018 15:27:24

Name: 180224M1_30, Date: 24-Feb-2018, Time: 17:57:36, ID: 1800342-09 WI-AF-FB01-021518 0.11547, Description: WI-AF-FB01-021518

PFBS

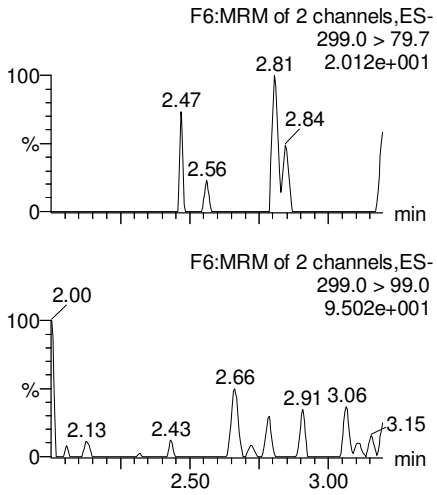

PFHxA

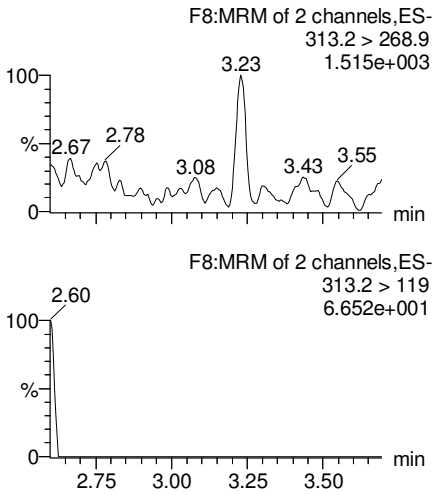

PFHpA

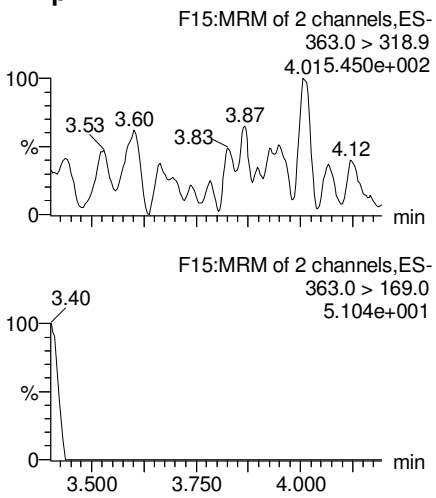

Total PFHxS

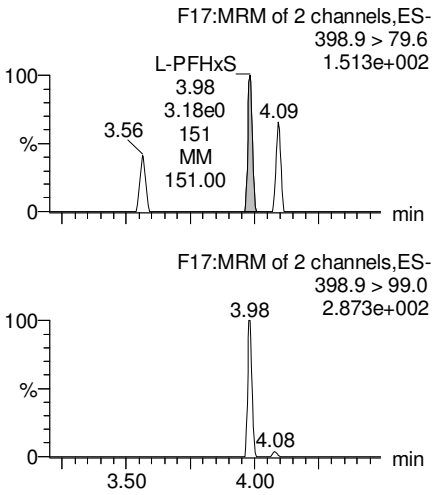

13C3-PFBS

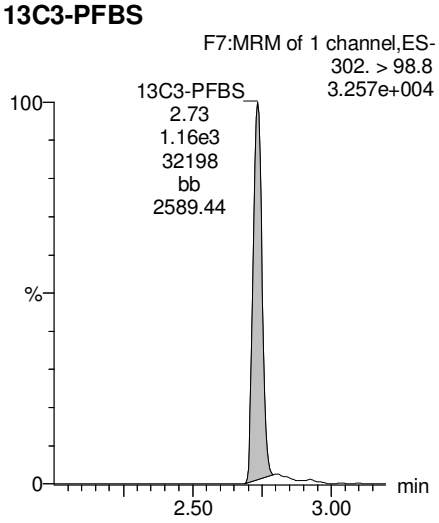

13C2-PFHxA

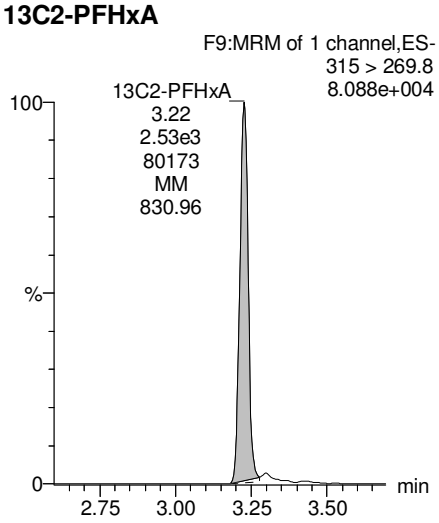

13C4-PFHpA

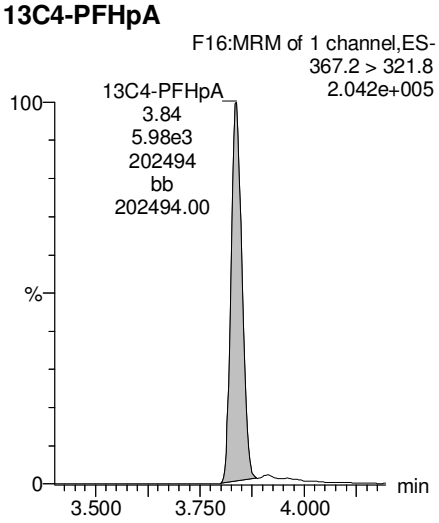

18O2-PFHxS

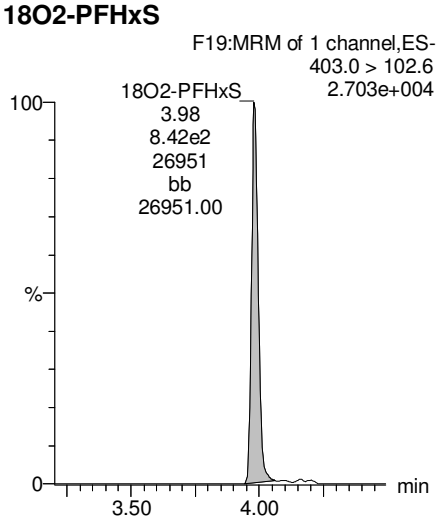

KBF 2/27/2018

Dataset: Z:\Projects\PFAS.PRO\Results\180224M1\180224M1-30.qld

Last Altered: Tuesday, February 27, 2018 12:34:46 Pacific Standard Time
Printed: Tuesday, February 27, 2018 12:36:19 Pacific Standard Time

Name: 180224M1_30, Date: 24-Feb-2018, Time: 17:57:36, ID: 1800342-09 WI-AF-FB01-021518 0.11547, Description: WI-AF-FB01-021518

Total PFOA

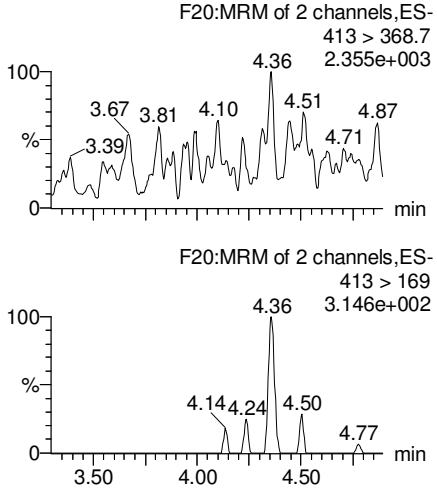

PFNA

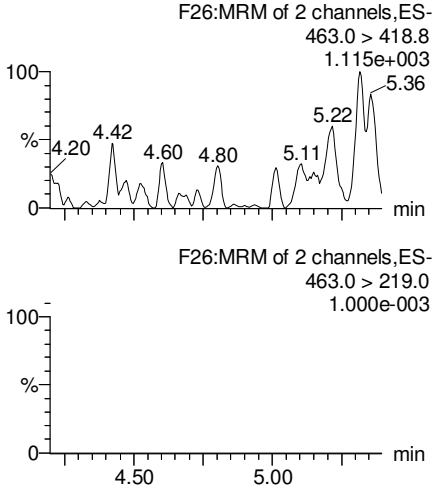

Total PFOS

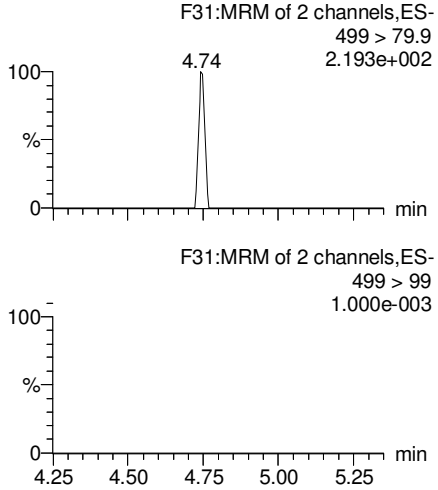

PFDA

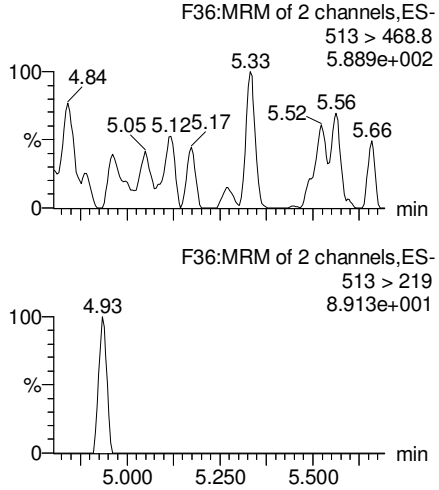

13C2-PFOA

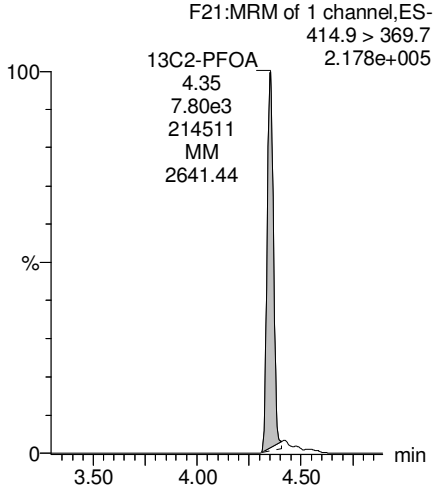

13C5-PFNA

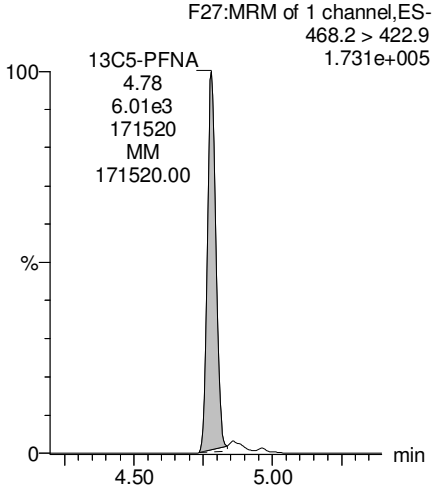

13C8-PFOS

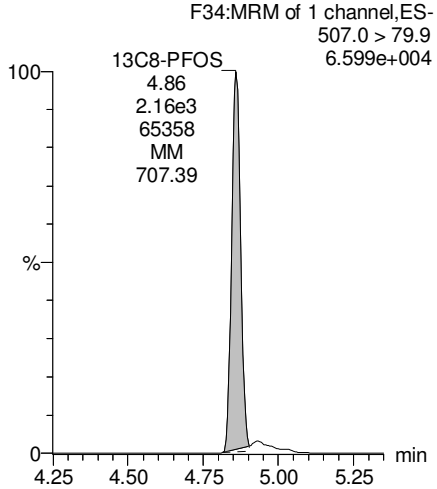

13C2-PFDA

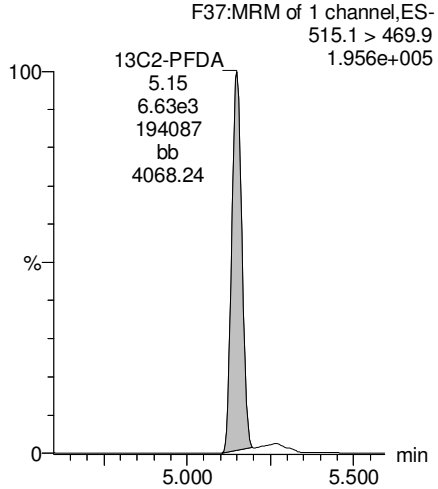

KBF 2/27/2018

Dataset: Z:\Projects\PFAS.PRO\Results\180224M1\180224M1-30.qld

Last Altered: Tuesday, February 27, 2018 12:34:46 Pacific Standard Time
Printed: Tuesday, February 27, 2018 12:36:19 Pacific Standard Time

Name: 180224M1_30, Date: 24-Feb-2018, Time: 17:57:36, ID: 1800342-09 WI-AF-FB01-021518 0.11547, Description: WI-AF-FB01-021518

PFUdA

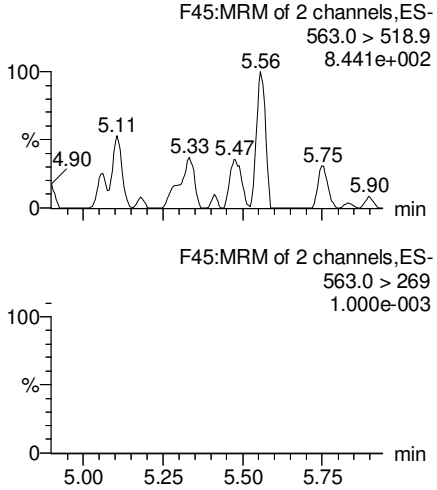

N-MeFOSAA

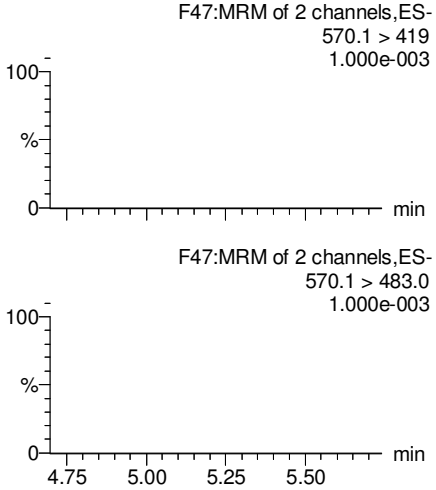

N-EtFOSAA

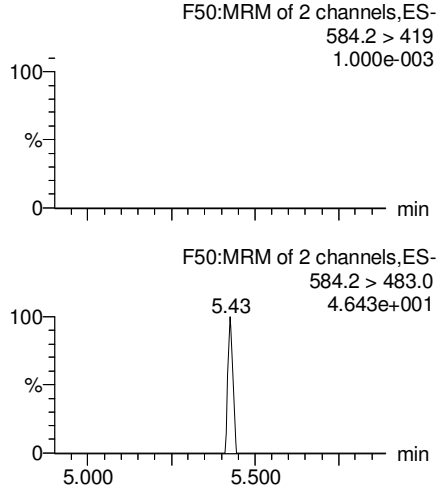

PFDoA

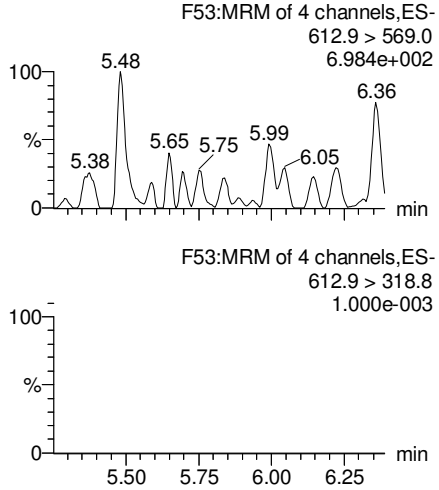

13C2-PFUdA

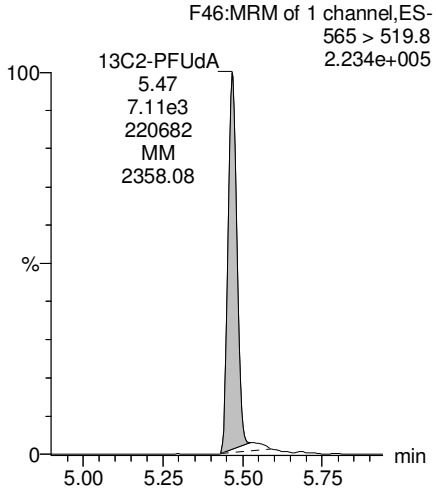

d3-N-MeFOSAA

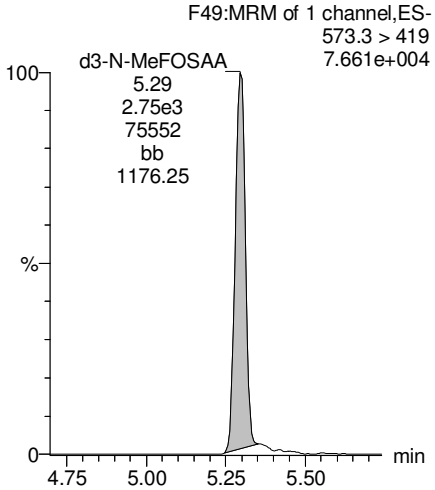

d5-N-EtFOSAA

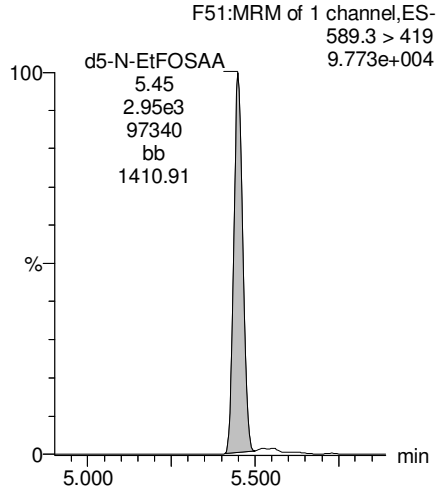

13C2-PFDoA

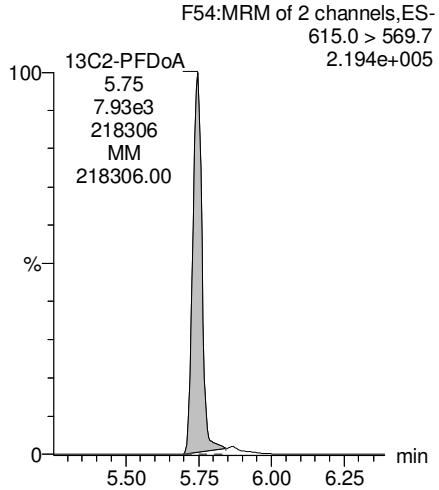

KBF 2/27/2018

Dataset: Z:\Projects\PFAS.PRO\Results\180224M1\180224M1-30.qld

Last Altered: Tuesday, February 27, 2018 12:34:46 Pacific Standard Time
Printed: Tuesday, February 27, 2018 12:36:19 Pacific Standard Time

Name: 180224M1_30, Date: 24-Feb-2018, Time: 17:57:36, ID: 1800342-09 WI-AF-FB01-021518 0.11547, Description: WI-AF-FB01-021518

PFTrDA

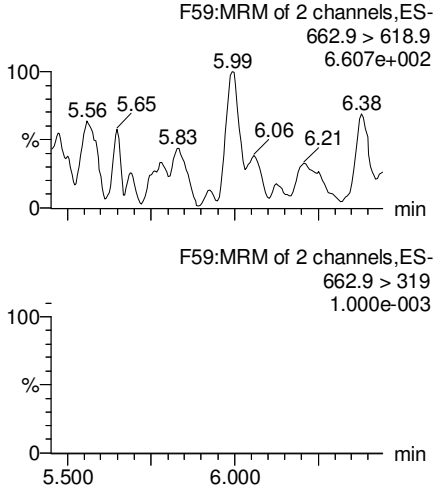

PFTeDA

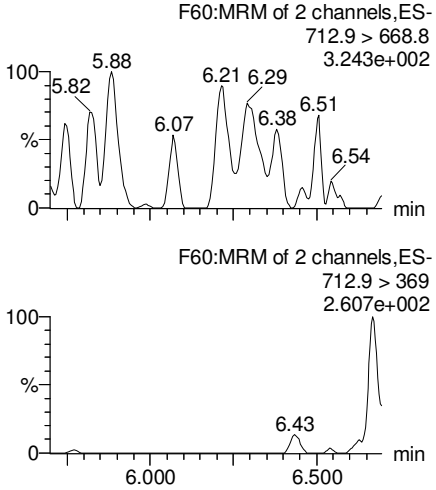

TCDA

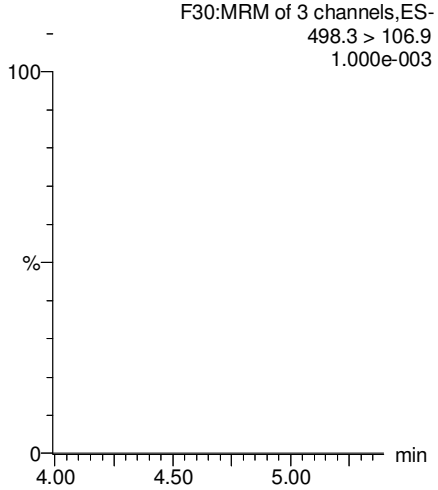

13C5-PFHxA

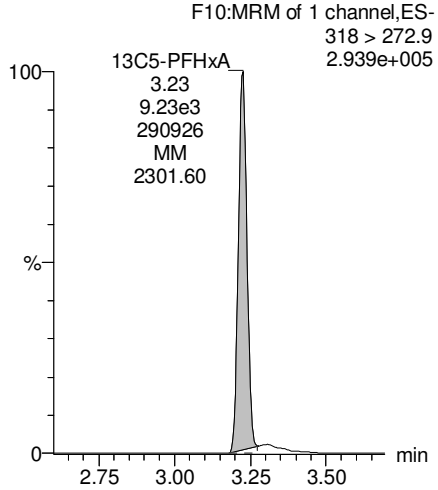

13C2-PFDoA

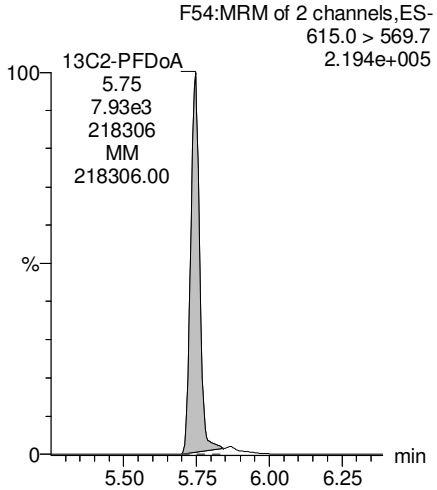

13C2-PFTeDA

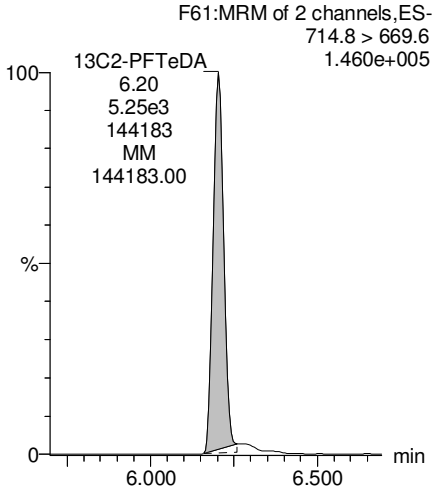

13C8-PFOS

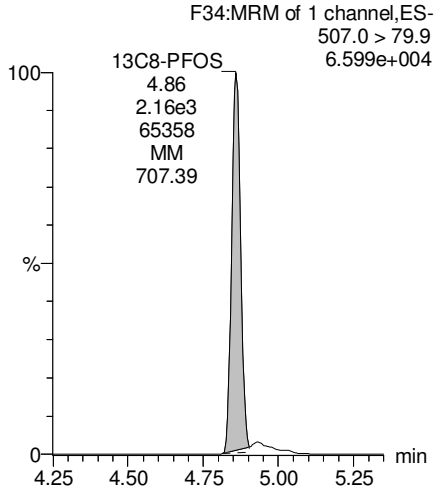

13C8-PFOA

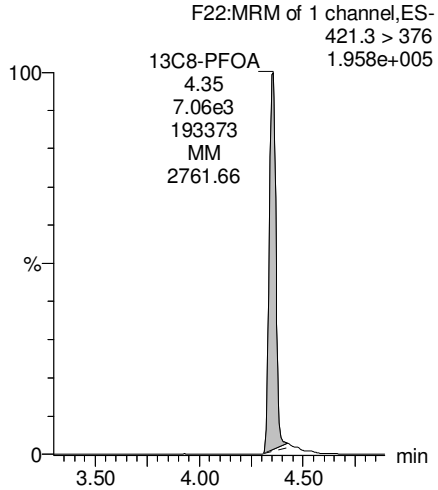

KBF 2/27/2018

Dataset: Z:\Projects\PFAS.PRO\Results\180224M1\180224M1-30.qld

Last Altered: Tuesday, February 27, 2018 12:34:46 Pacific Standard Time
Printed: Tuesday, February 27, 2018 12:36:19 Pacific Standard Time

Name: 180224M1_30, Date: 24-Feb-2018, Time: 17:57:36, ID: 1800342-09 WI-AF-FB01-021518 0.11547, Description: WI-AF-FB01-021518

13C3-PFHxS

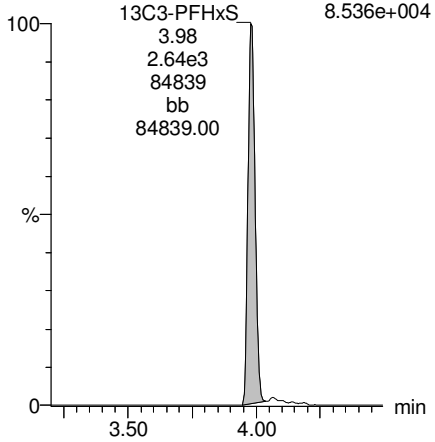

13C9-PFNA

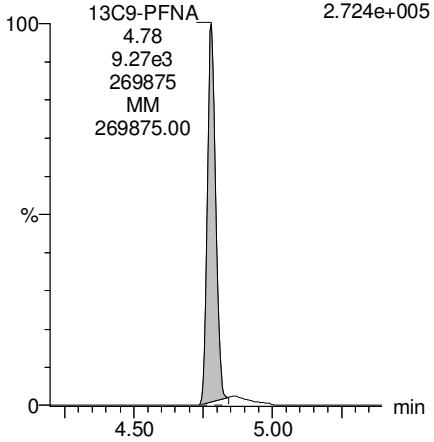

13C4-PFOS

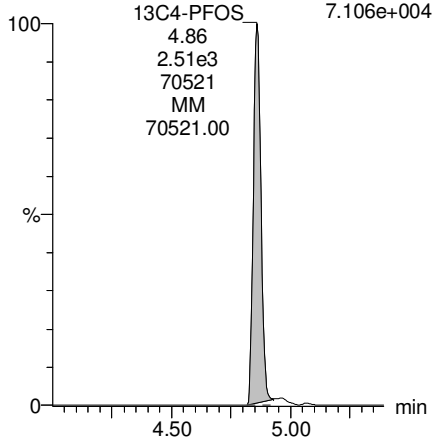

13C6-PFDA

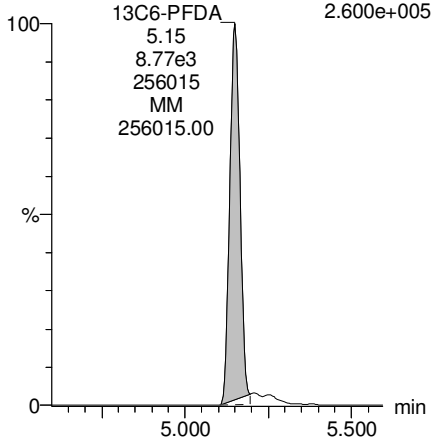

13C7-PFUdA

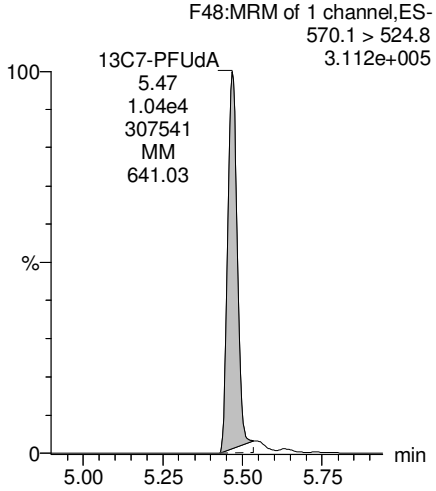

KBF 2/27/2018

Vista Analytical Laboratory

rev: ANP 3/9/2018

Dataset: Z:\Projects\PFAS.PRO\Results\180224M1\180224M1-31.qld

Last Altered: Tuesday, February 27, 2018 13:53:03 Pacific Standard Time
Printed: Tuesday, February 27, 2018 13:53:40 Pacific Standard Time

Method: Z:\Projects\PFAS.PRO\MethDB\PFAS_FULL_80C_022318.mdb 26 Feb 2018 09:30:45
Calibration: Z:\Projects\PFAS.PRO\CurveDB\C18_VAL-PFAS_Q4_02-23-18-FULL.cdb 24 Feb 2018 15:27:24

Name: 180224M1_31, Date: 24-Feb-2018, Time: 18:09:03, ID: 1800342-10 WI-AF-MW-N2-7S-0218 0.124, Description: WI-AF-MW-N2-7S-0218

	#	Name	Trace	Area	IS Area	Wt./Vol.	RRF	Pred.RT	RT	y Axis Resp.	Conc.	%Rec
1	3	PFBS	299.0 > 79.7	4.15e3	1.24e3	0.124		2.60	2.73	41.9	182.1917	
2	5	PFHxA	313.2 > 268.9	1.83e4	2.86e3	0.124		3.19	3.22	32.0	171.6904	
3	7	PFHpA	363.0 > 318.9	3.55e3	7.15e3	0.124		3.81	3.83	6.20	38.4482	
4	8	L-PFHxS	398.9 > 79.6	2.59e4	8.58e2	0.124		4.17	3.98	377	1643.3901	
5	11	L-PFOA	413 > 368.7	1.01e4	1.00e4	0.124		4.40	4.35	12.6	102.0759	
6	14	PFNA	463.0 > 418.8	2.10e2	7.94e3	0.124		4.76	4.78	0.330	1.6945	
7	16	L-PFOS	499 > 79.9	1.66e4	2.69e3	0.124		4.95	4.71	77.5	567.7477	
8	18	PFDA	513 > 468.8		9.32e3	0.124		5.14				
9	21	N-MeFOSAA	570.1 > 419		3.52e3	0.124		5.29				
10	22	N-EtFOSAA	584.2 > 419		3.77e3	0.124		5.45				
11	23	PFUdA	563.0 > 518.9	3.20e1	9.82e3	0.124		5.46	5.47	0.0407	0.6082	

KBF 2/27/2018

Vista Analytical Laboratory

rev: ANP 3/9/2018

Dataset: Z:\Projects\PFAS.PRO\Results\180224M1\180224M1-31.qld

Last Altered: Tuesday, February 27, 2018 13:53:03 Pacific Standard Time
Printed: Tuesday, February 27, 2018 13:53:54 Pacific Standard Time

Method: Z:\Projects\PFAS.PRO\MethDB\PFAS_FULL_80C_022318.mdb 26 Feb 2018 09:30:45
Calibration: Z:\Projects\PFAS.PRO\CurveDB\C18_VAL-PFAS_Q4_02-23-18-FULL.cdb 24 Feb 2018 15:27:24

Name: 180224M1_31, Date: 24-Feb-2018, Time: 18:09:03, ID: 1800342-10 WI-AF-MW-N2-7S-0218 0.124, Description: WI-AF-MW-N2-7S-0218

	#	Name	Trace	Area	IS Area	Wt./Vol.	RRF	Pred.RT	RT	y Axis Resp.	Conc.	%Rec
1	25	PFDoA	612.9 > 569.0		9.33e3	0.124		5.74				
2	27	PFTrDA	662.9 > 618.9		9.33e3	0.124		5.98				
3	28	PFTeDA	712.9 > 668.8		5.52e3	0.124		6.20				
4	36	13C3-PFBS	302. > 98.8	1.24e3	1.14e4	0.124	0.116	2.69	2.73	1.36	94.5990	93.8
5	37	13C2-PFHxA	315 > 269.8	2.86e3	1.14e4	0.124	0.732	3.19	3.22	3.15	34.6457	85.9
6	38	13C4-PFHpA	367.2 > 321.8	7.15e3	1.14e4	0.124	0.717	3.81	3.83	7.86	88.3899	87.7
7	39	18O2-PFHxS	403.0 > 102.6	8.58e2	2.60e3	0.124	0.368	3.96	3.98	4.13	90.5721	89.8
8	40	13C2-PFOA	414.9 > 369.7	1.00e4	8.70e3	0.124	1.311	4.33	4.35	14.4	88.5034	87.8
9	41	13C5-PFNA	468.2 > 422.9	7.94e3	1.15e4	0.124	0.974	4.76	4.78	8.60	71.1824	70.6
10	42	13C8-PFOSA	506.1 > 77.7	1.39e3	1.21e4	0.124	0.187	4.83	4.84	1.44	61.7565	61.3
11	43	13C8-PFOS	507.0 > 79.9	2.69e3	2.43e3	0.124	1.075	4.84	4.86	13.8	103.7903	103.0
12	44	13C2-PFDA	515.1 > 469.9	9.32e3	1.29e4	0.124	1.019	5.14	5.15	9.06	71.6687	71.1
13	45	d3-N-MeFOSAA	573.3 > 419	3.52e3	1.21e4	0.124	0.325	5.29	5.29	3.64	90.2383	89.5
14	46	d5-N-EtFOSAA	589.3 > 419	3.77e3	1.21e4	0.124	0.345	5.45	5.45	3.89	91.0473	90.3
15	47	13C2-PFUdA	565 > 519.8	9.82e3	1.21e4	0.124	1.071	5.46	5.47	10.2	76.4638	75.9
16	48	13C2-PFDoA	615.0 > 569.7	9.33e3	1.21e4	0.124	0.995	5.74	5.75	9.65	78.1870	77.6
17	49	d3-N-MeFOSA	515.2 > 168.9		1.21e4	0.124	0.090	5.84				
18	50	13C2-PFTeDA	714.8 > 669.6	5.52e3	1.21e4	0.124	0.551	6.20	6.20	5.71	83.5164	82.8
19	51	d5-N-ETFOSA	531.1 > 168.9		1.21e4	0.124	0.127	6.22				
20	52	13C2-PFHxDA	815 > 769.7	3.52e3	1.21e4	0.124	0.752	6.51	6.52	3.64	39.0679	96.9
21	53	d7-N-MeFOSE	623.1 > 58.9		1.21e4	0.124	0.098	6.31				
22	54	d9-N-EtFOSE	639.2 > 58.8		1.21e4	0.124	0.086	6.45				
23	55	13C4-PFBA	217. > 171.8	9.35e3	9.35e3	0.124	1.000	1.46	1.50	12.5	100.8065	100.0
24	56	13C5-PFHxA	318 > 272.9	1.14e4	1.14e4	0.124	1.000	3.19	3.22	12.5	100.8065	100.0
25	57	13C3-PFHxS	401.9 > 79.9	2.60e3	2.60e3	0.124	1.000	3.96	3.98	12.5	100.8065	100.0
26	58	13C8-PFOA	421.3 > 376	8.70e3	8.70e3	0.124	1.000	4.33	4.35	12.5	100.8065	100.0
27	59	13C9-PFNA	472.2 > 426.9	1.15e4	1.15e4	0.124	1.000	4.70	4.78	12.5	100.8065	100.0
28	60	13C4-PFOS	503 > 79.9	2.43e3	2.43e3	0.124	1.000	4.84	4.86	12.5	100.8065	100.0
29	61	13C6-PFDA	519.1 > 473.7	1.29e4	1.29e4	0.124	1.000	5.14	5.15	12.5	100.8065	100.0
30	62	13C7-PFUdA	570.1 > 524.8	1.21e4	1.21e4	0.124	1.000	5.46	5.47	12.5	100.8065	100.0
31	63	Total PFHxS	398.9 > 79.6	2.68e4	8.58e2	0.124		3.85		391	1703.5311	
32	64	Total PFOA	413 > 368.7	1.16e4	1.00e4	0.124		4.21		14.4	117.2140	

KBF 2/27/2018

Vista Analytical Laboratory

rev: ANP 3/9/2018

Dataset: Z:\Projects\PFAS.PRO\Results\180224M1\180224M1-31.qld

Last Altered: Tuesday, February 27, 2018 13:53:03 Pacific Standard Time
Printed: Tuesday, February 27, 2018 13:53:54 Pacific Standard Time

Name: 180224M1_31, Date: 24-Feb-2018, Time: 18:09:03, ID: 1800342-10 WI-AF-MW-N2-7S-0218 0.124, Description: WI-AF-MW-N2-7S-0218

	#	Name	Trace	Area	IS Area	Wt./Vol.	RRF	Pred.RT	RT	y Axis Resp.	Conc.	%Rec
33	65	Total PFOS	499 > 79.9	1.66e4	2.69e3	0.124		4.73		77.5	567.7477	
34	66	Total N-MeFOSAA	570.1 > 419	0.00e0	3.52e3	0.124		5.29		0.000		
35	67	Total N-EtFOSAA	584.2 > 419	0.00e0	3.77e3	0.124		5.45		0.000		

KBF 2/27/2018

Vista Analytical Laboratory

rev: ANP 3/9/2018

Dataset: Z:\Projects\PFAS.PRO\Results\180224M1\180224M1-31.qld

Last Altered: Tuesday, February 27, 2018 13:53:03 Pacific Standard Time
Printed: Tuesday, February 27, 2018 13:53:54 Pacific Standard Time

Method: Z:\Projects\PFAS.PRO\MethDB\PFAS_FULL_80C_022318.mdb 26 Feb 2018 09:30:45
Calibration: Z:\Projects\PFAS.PRO\CurveDB\C18_VAL-PFAS_Q4_02-23-18-FULL.cdb 24 Feb 2018 15:27:24

Name: 180224M1_31, Date: 24-Feb-2018, Time: 18:09:03, ID: 1800342-10 WI-AF-MW-N2-7S-0218 0.124, Description: WI-AF-MW-N2-7S-0218

PFBS

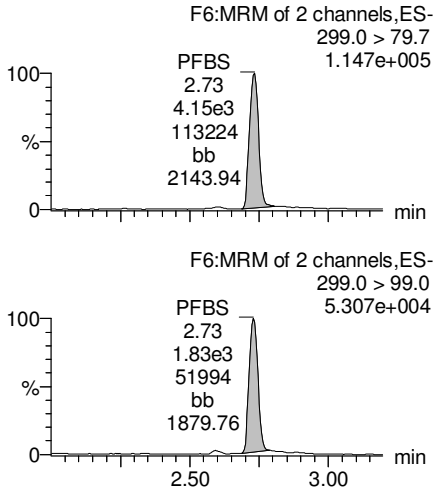

PFHxA

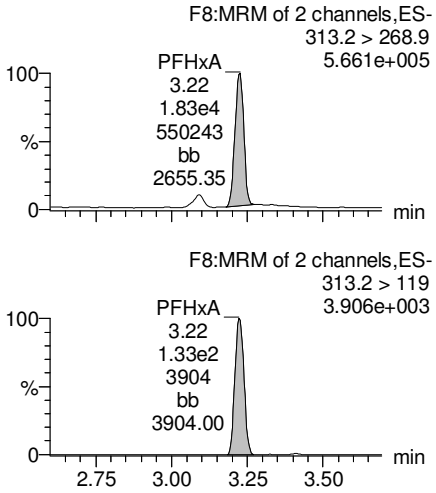

PFHpA

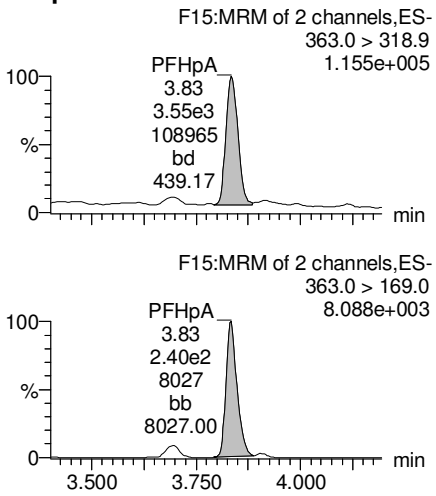

Total PFHxS

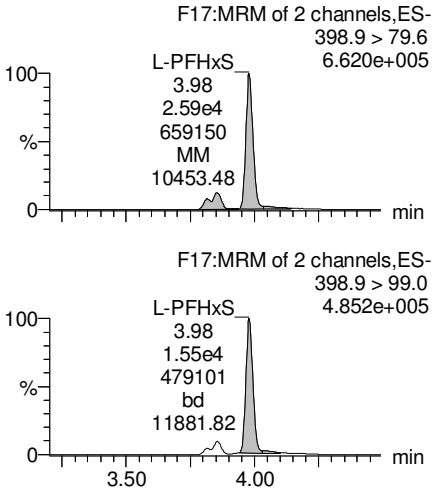

13C3-PFBS

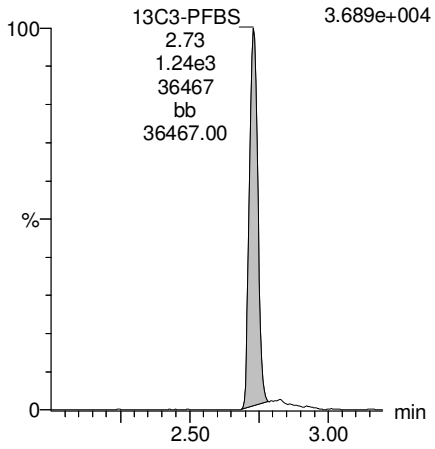

13C2-PFHxA

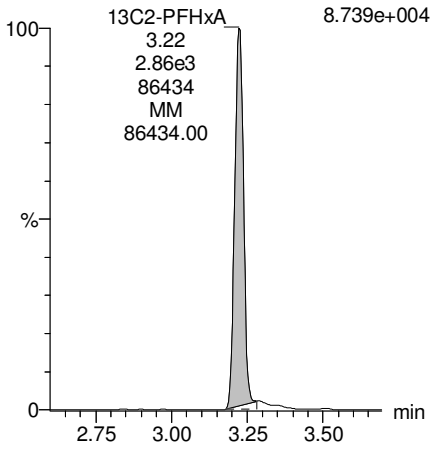

13C4-PFHpA

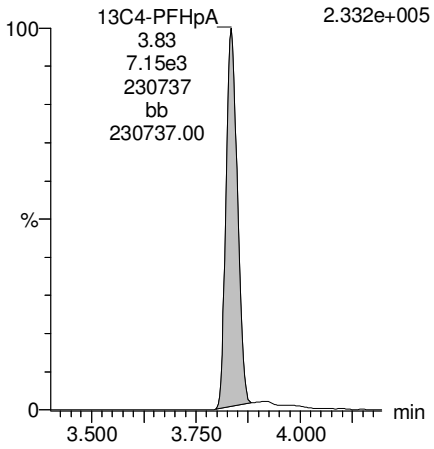

18O2-PFHxS

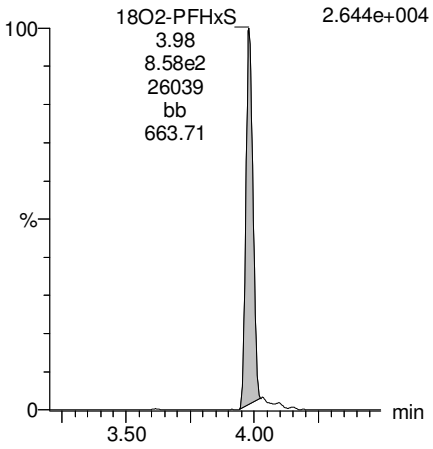

KBF 2/27/2018

Dataset: Z:\Projects\PFAS.PRO\Results\180224M1\180224M1-31.qld

Last Altered: Tuesday, February 27, 2018 13:53:03 Pacific Standard Time
Printed: Tuesday, February 27, 2018 13:53:54 Pacific Standard Time

Name: 180224M1_31, Date: 24-Feb-2018, Time: 18:09:03, ID: 1800342-10 WI-AF-MW-N2-7S-0218 0.124, Description: WI-AF-MW-N2-7S-0218

Total PFOA

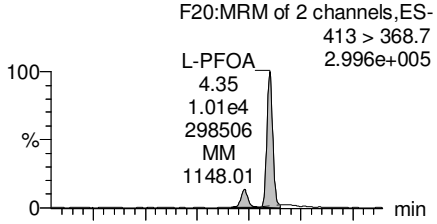

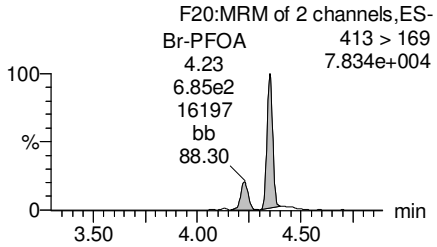

PFNA

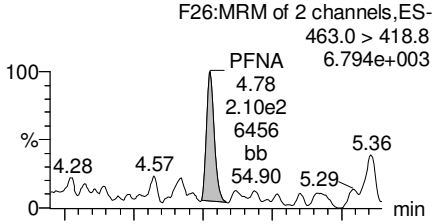

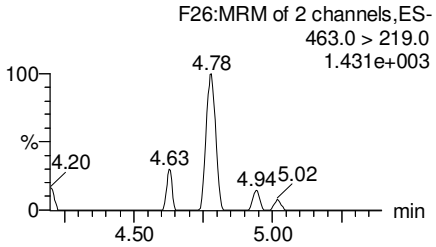

Total PFOS

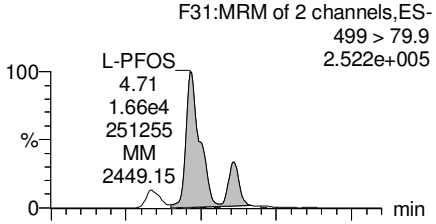

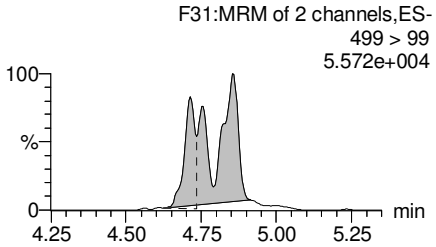

PFDA

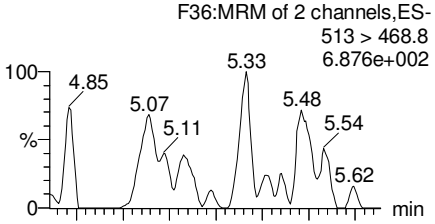

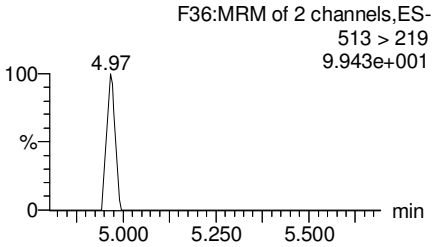

13C2-PFOA

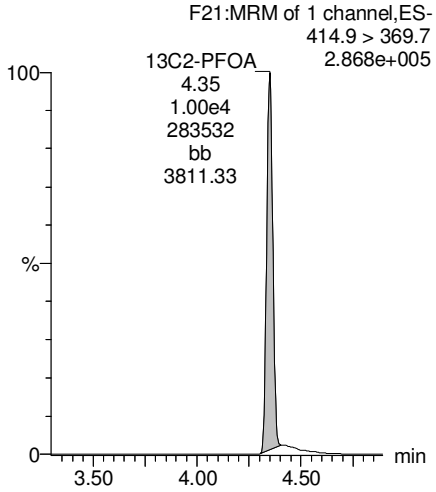

13C5-PFNA

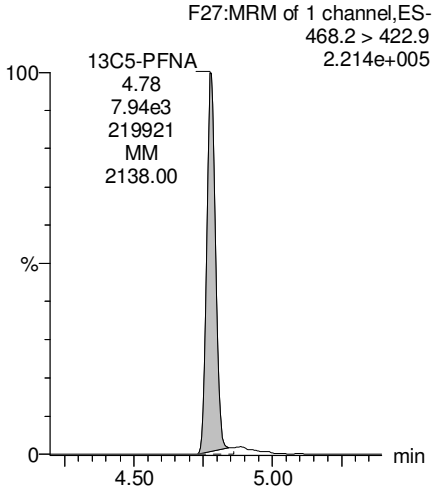

13C8-PFOS

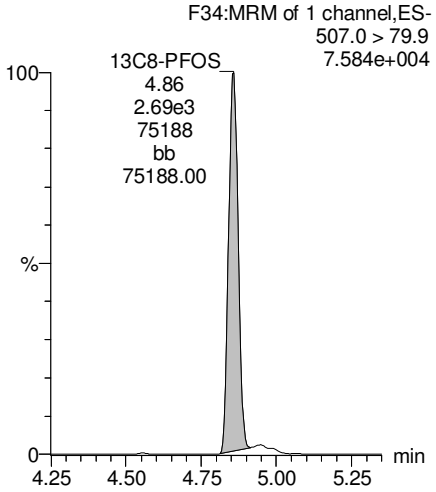

13C2-PFDA

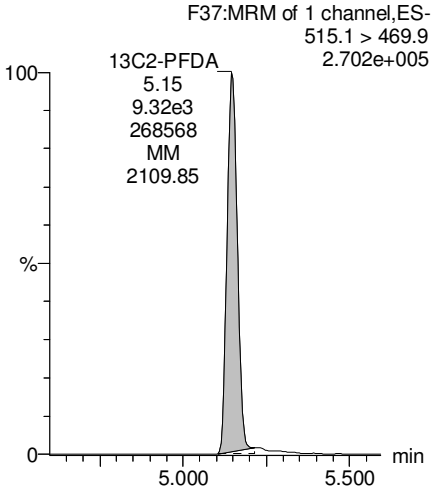

KBF 2/27/2018

Dataset: Z:\Projects\PFAS.PRO\Results\180224M1\180224M1-31.qld

Last Altered: Tuesday, February 27, 2018 13:53:03 Pacific Standard Time
Printed: Tuesday, February 27, 2018 13:53:54 Pacific Standard Time

Name: 180224M1_31, Date: 24-Feb-2018, Time: 18:09:03, ID: 1800342-10 WI-AF-MW-N2-7S-0218 0.124, Description: WI-AF-MW-N2-7S-0218

PFUdA

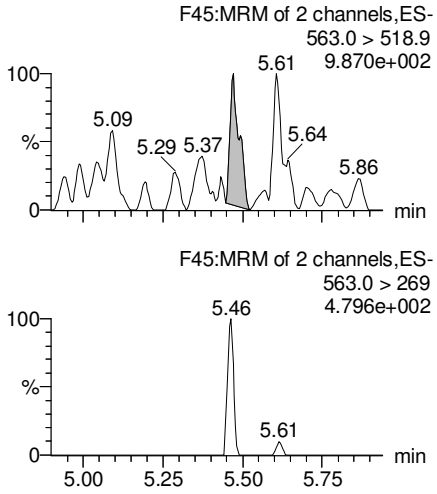

N-MeFOSAA

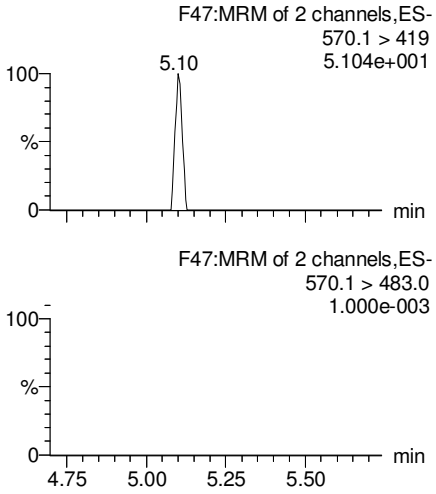

N-EtFOSAA

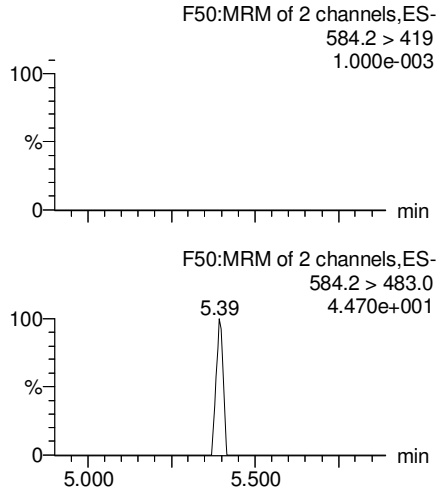

PFDoA

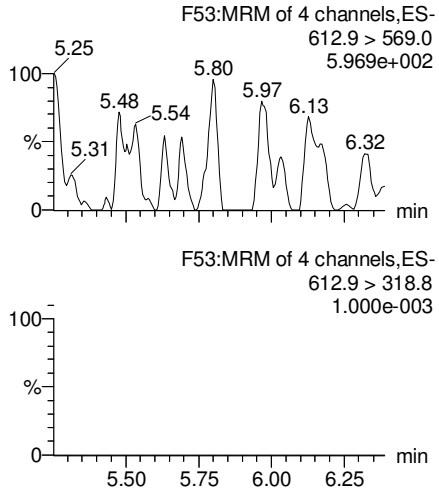

13C2-PFUdA

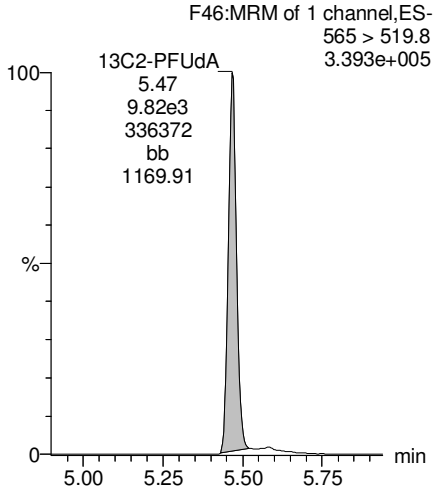

d3-N-MeFOSAA

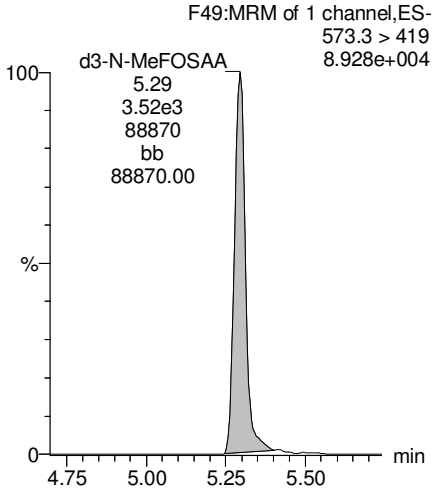

d5-N-EtFOSAA

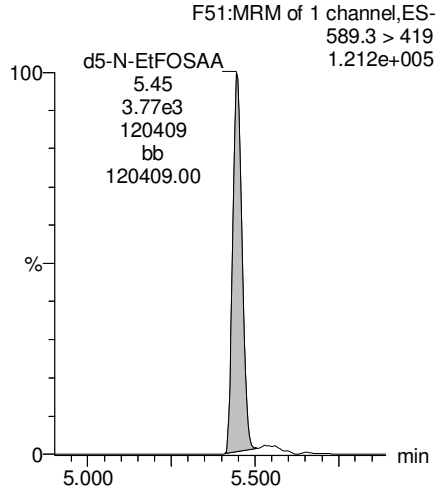

13C2-PFDoA

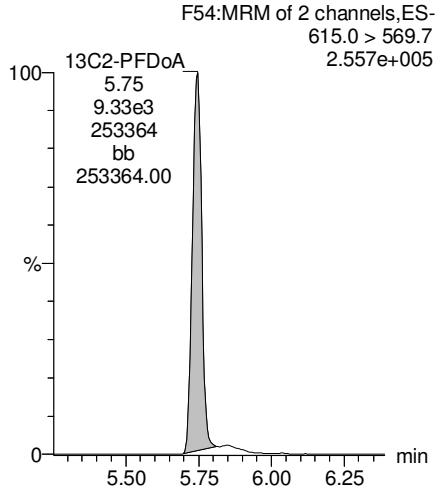

KBF 2/27/2018

Dataset: Z:\Projects\PFAS.PRO\Results\180224M1\180224M1-31.qld

Last Altered: Tuesday, February 27, 2018 13:53:03 Pacific Standard Time
Printed: Tuesday, February 27, 2018 13:53:54 Pacific Standard Time

Name: 180224M1_31, Date: 24-Feb-2018, Time: 18:09:03, ID: 1800342-10 WI-AF-MW-N2-7S-0218 0.124, Description: WI-AF-MW-N2-7S-0218

PFTrDA

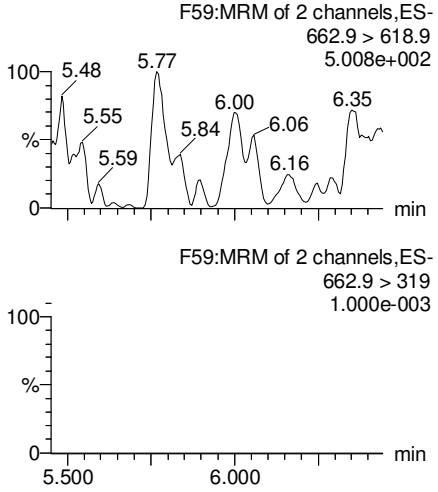

PFTeDA

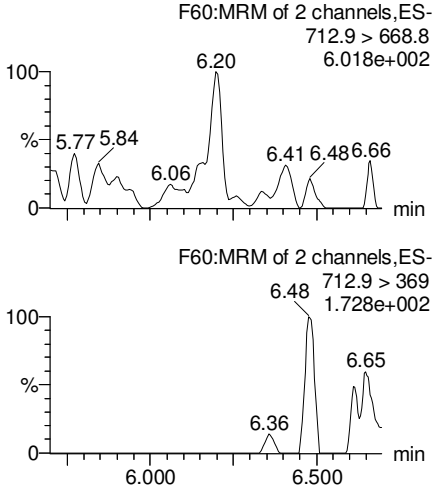

TCDA

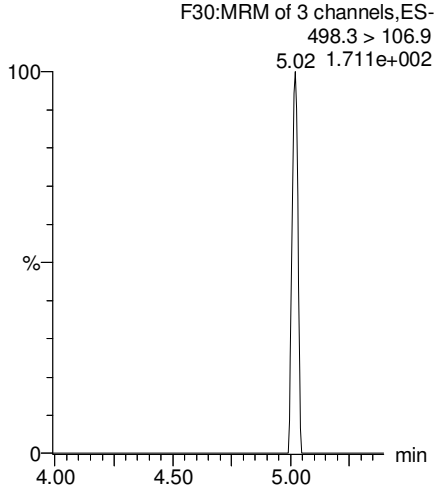

13C5-PFHxA

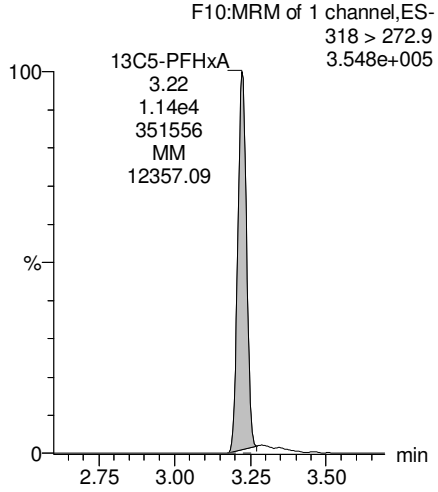

13C2-PFDoA

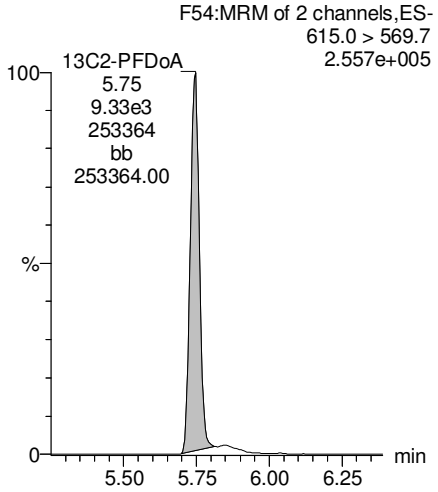

13C2-PFTeDA

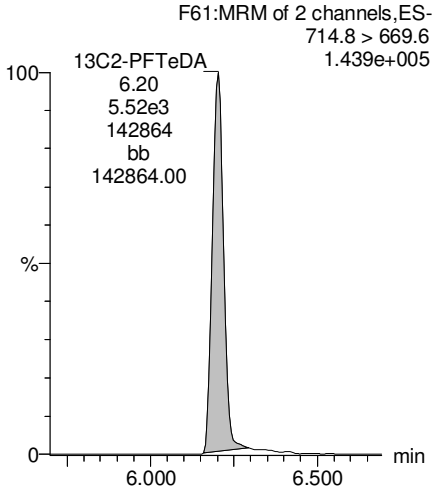

13C8-PFOS

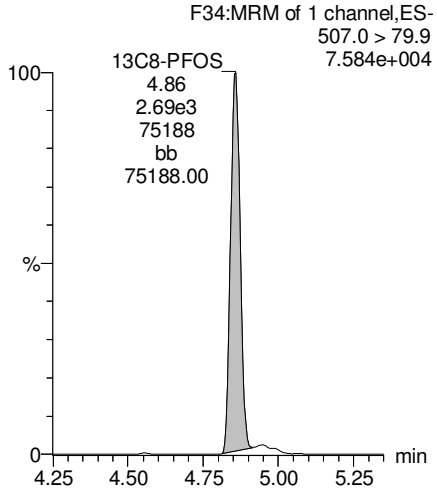

13C8-PFOA

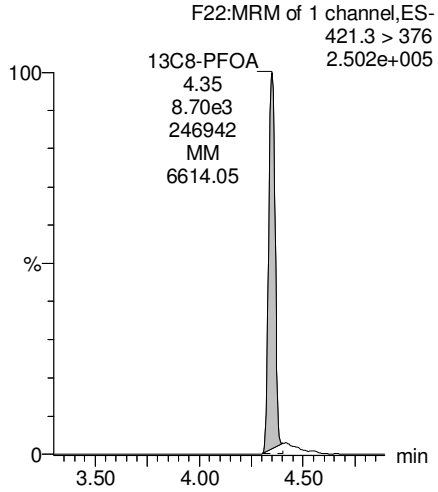

KBF 2/27/2018

Vista Analytical Laboratory

rev: ANP 3/9/2018

Dataset: Z:\Projects\PFAS.PRO\Results\180224M1\180224M1-31.qld

Last Altered: Tuesday, February 27, 2018 13:53:03 Pacific Standard Time
Printed: Tuesday, February 27, 2018 13:53:54 Pacific Standard Time

Name: 180224M1_31, Date: 24-Feb-2018, Time: 18:09:03, ID: 1800342-10 WI-AF-MW-N2-7S-0218 0.124, Description: WI-AF-MW-N2-7S-0218

13C3-PFHxS

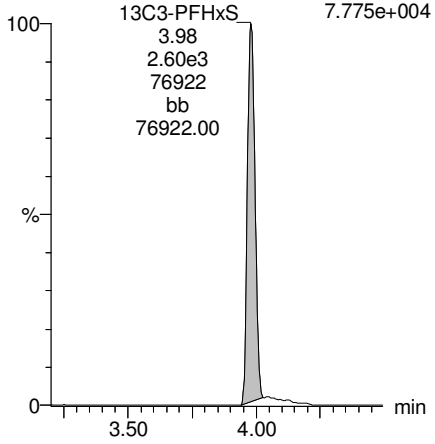

13C9-PFNA

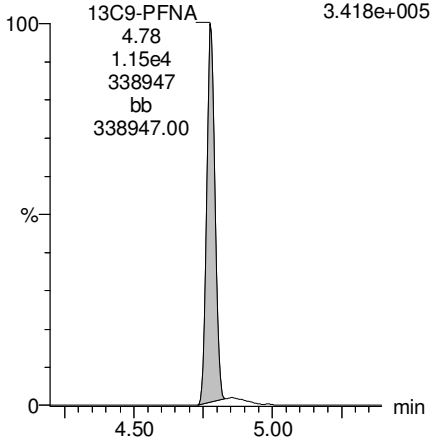

13C4-PFOS

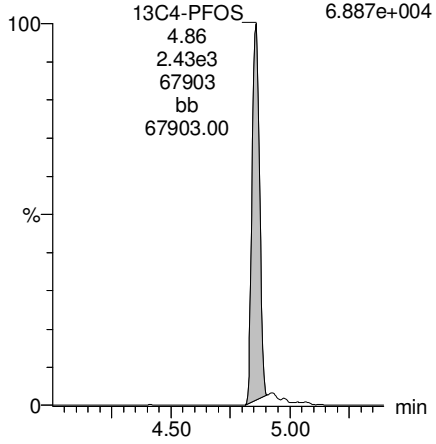

13C6-PFDA

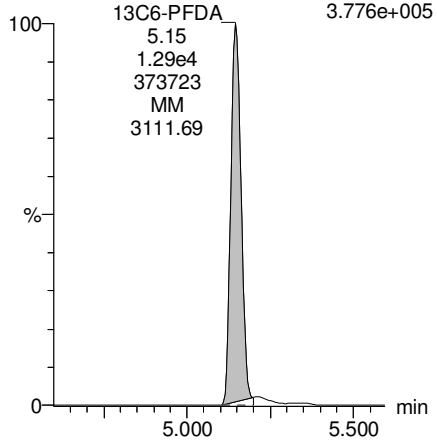

13C7-PFUdA

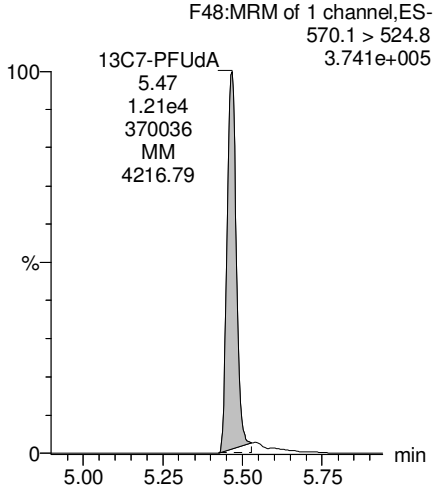

KBF 2/27/2018

Vista Analytical Laboratory

rev: ANP 3/9/2018

Dataset: Z:\Projects\PFAS.PRO\Results\180224M1\180224M1-32.qld

Last Altered: Tuesday, February 27, 2018 14:08:10 Pacific Standard Time
Printed: Tuesday, February 27, 2018 14:08:32 Pacific Standard Time

Method: Z:\Projects\PFAS.PRO\MethDB\PFAS_FULL_80C_022318.mdb 26 Feb 2018 09:30:45
Calibration: Z:\Projects\PFAS.PRO\CurveDB\C18_VAL-PFAS_Q4_02-23-18-FULL.cdb 24 Feb 2018 15:27:24

Name: 180224M1_32, Date: 24-Feb-2018, Time: 18:20:32, ID: 1800342-11 WI-AF-MW-N2-3-0218 0.11817, Description: WI-AF-MW-N2-3-0218

	#	Name	Trace	Area	IS Area	Wt./Vol.	RRF	Pred.RT	RT	y Axis Resp.	Conc.	%Rec
1	3	PFBS	299.0 > 79.7	3.00e1	1.17e3	0.118		2.60	2.73	0.320	1.3159	
2	5	PFHxA	313.2 > 268.9		2.24e3	0.118		3.19				
3	7	PFHpA	363.0 > 318.9		5.29e3	0.118		3.81				
4	8	L-PFHxS	398.9 > 79.6	1.25e1	8.25e2	0.118		4.17	3.97	0.189	1.2954	
5	11	L-PFOA	413 > 368.7	1.65e2	8.81e3	0.118		4.40	4.35	0.234	1.9522	
6	14	PFNA	463.0 > 418.8		7.26e3	0.118		4.76				
7	16	L-PFOS	499 > 79.9	4.86e-1	2.44e3	0.118		4.95	4.76	0.00249	0.5046	
8	18	PFDA	513 > 468.8		7.67e3	0.118		5.14				
9	21	N-MeFOSAA	570.1 > 419		3.11e3	0.118		5.29				
10	22	N-EtFOSAA	584.2 > 419		3.31e3	0.118		5.45				
11	23	PFUdA	563.0 > 518.9		7.79e3	0.118		5.46				

KBF 2/27/2018

Vista Analytical Laboratory

rev: ANP 3/9/2018

Dataset: Z:\Projects\PFAS.PRO\Results\180224M1\180224M1-32.qld

Last Altered: Tuesday, February 27, 2018 14:08:10 Pacific Standard Time
Printed: Tuesday, February 27, 2018 14:08:47 Pacific Standard Time

Method: Z:\Projects\PFAS.PRO\MethDB\PFAS_FULL_80C_022318.mdb 26 Feb 2018 09:30:45
Calibration: Z:\Projects\PFAS.PRO\CurveDB\C18_VAL-PFAS_Q4_02-23-18-FULL.cdb 24 Feb 2018 15:27:24

Name: 180224M1_32, Date: 24-Feb-2018, Time: 18:20:32, ID: 1800342-11 WI-AF-MW-N2-3-0218 0.11817, Description: WI-AF-MW-N2-3-0218

	#	Name	Trace	Area	IS Area	Wt./Vol.	RRF	Pred.RT	RT	y Axis Resp.	Conc.	%Rec
1	25	PFDoA	612.9 > 569.0		6.17e3	0.118		5.74				
2	27	PFTrDA	662.9 > 618.9		6.17e3	0.118		5.98				
3	28	PFTeDA	712.9 > 668.8		3.93e3	0.118		6.20				
4	36	13C3-PFBS	302. > 98.8	1.17e3	9.32e3	0.118	0.116	2.69	2.73	1.57	114.5629	108.3
5	37	13C2-PFHxA	315 > 269.8	2.24e3	9.32e3	0.118	0.732	3.19	3.22	3.01	34.7246	82.1
6	38	13C4-PFHpA	367.2 > 321.8	5.29e3	9.32e3	0.118	0.717	3.81	3.84	7.10	83.8011	79.2
7	39	18O2-PFHxS	403.0 > 102.6	8.25e2	2.73e3	0.118	0.368	3.96	3.98	3.78	87.0621	82.3
8	40	13C2-PFOA	414.9 > 369.7	8.81e3	7.50e3	0.118	1.311	4.33	4.35	14.7	94.8202	89.6
9	41	13C5-PFNA	468.2 > 422.9	7.26e3	1.00e4	0.118	0.974	4.76	4.78	9.07	78.7640	74.5
10	42	13C8-PFOSA	506.1 > 77.7	7.80e2	9.20e3	0.118	0.187	4.83	4.84	1.06	47.8712	45.3
11	43	13C8-PFOS	507.0 > 79.9	2.44e3	2.59e3	0.118	1.075	4.84	4.86	11.8	92.5631	87.5
12	44	13C2-PFDA	515.1 > 469.9	7.67e3	1.07e4	0.118	1.019	5.14	5.15	8.95	74.3401	70.3
13	45	d3-N-MeFOSAA	573.3 > 419	3.11e3	9.20e3	0.118	0.325	5.29	5.29	4.23	110.0022	104.0
14	46	d5-N-EtFOSAA	589.3 > 419	3.31e3	9.20e3	0.118	0.345	5.45	5.45	4.50	110.5038	104.5
15	47	13C2-PFUdA	565 > 519.8	7.79e3	9.20e3	0.118	1.071	5.46	5.47	10.6	83.6644	79.1
16	48	13C2-PFDoA	615.0 > 569.7	6.17e3	9.20e3	0.118	0.995	5.74	5.75	8.39	71.3912	67.5
17	49	d3-N-MeFOSA	515.2 > 168.9		9.20e3	0.118	0.090	5.84				
18	50	13C2-PFTeDA	714.8 > 669.6	3.93e3	9.20e3	0.118	0.551	6.20	6.20	5.34	81.9815	77.5
19	51	d5-N-ETFOSA	531.1 > 168.9		9.20e3	0.118	0.127	6.22				
20	52	13C2-PFHxDA	815 > 769.7	3.13e3	9.20e3	0.118	0.752	6.51	6.52	4.25	47.8930	113.2
21	53	d7-N-MeFOSE	623.1 > 58.9		9.20e3	0.118	0.098	6.31				
22	54	d9-N-EtFOSE	639.2 > 58.8		9.20e3	0.118	0.086	6.45				
23	55	13C4-PFBA	217. > 171.8	8.00e3	8.00e3	0.118	1.000	1.46	1.50	12.5	105.7798	100.0
24	56	13C5-PFHxA	318 > 272.9	9.32e3	9.32e3	0.118	1.000	3.19	3.23	12.5	105.7798	100.0
25	57	13C3-PFHxS	401.9 > 79.9	2.73e3	2.73e3	0.118	1.000	3.96	3.98	12.5	105.7798	100.0
26	58	13C8-PFOA	421.3 > 376	7.50e3	7.50e3	0.118	1.000	4.33	4.35	12.5	105.7798	100.0
27	59	13C9-PFNA	472.2 > 426.9	1.00e4	1.00e4	0.118	1.000	4.70	4.78	12.5	105.7798	100.0
28	60	13C4-PFOS	503 > 79.9	2.59e3	2.59e3	0.118	1.000	4.84	4.86	12.5	105.7798	100.0
29	61	13C6-PFDA	519.1 > 473.7	1.07e4	1.07e4	0.118	1.000	5.14	5.15	12.5	105.7798	100.0
30	62	13C7-PFUdA	570.1 > 524.8	9.20e3	9.20e3	0.118	1.000	5.46	5.47	12.5	105.7798	100.0
31	63	Total PFHxS	398.9 > 79.6	1.25e1	8.25e2	0.118		3.85		0.189	1.2954	
32	64	Total PFOA	413 > 368.7	1.65e2	8.81e3	0.118		4.21		0.234	1.9522	

KBF 2/27/2018

Vista Analytical Laboratory

rev: ANP 3/9/2018

Dataset: Z:\Projects\PFAS.PRO\Results\180224M1\180224M1-32.qld

Last Altered: Tuesday, February 27, 2018 14:08:10 Pacific Standard Time
Printed: Tuesday, February 27, 2018 14:08:47 Pacific Standard Time

Name: 180224M1_32, Date: 24-Feb-2018, Time: 18:20:32, ID: 1800342-11 WI-AF-MW-N2-3-0218 0.11817, Description: WI-AF-MW-N2-3-0218

	#	Name	Trace	Area	IS Area	Wt./Vol.	RRF	Pred.RT	RT	y Axis Resp.	Conc.	%Rec
33	65	Total PFOS	499 > 79.9	4.86e-1	2.44e3	0.118		4.73		0.00249	0.5046	
34	66	Total N-MeFOSAA	570.1 > 419	0.00e0	3.11e3	0.118		5.29		0.000		
35	67	Total N-EtFOSAA	584.2 > 419	0.00e0	3.31e3	0.118		5.45		0.000		

KBF 2/27/2018

Vista Analytical Laboratory

rev: ANP 3/9/2018

Dataset: Z:\Projects\PFAS.PRO\Results\180224M1\180224M1-32.qld

Last Altered: Tuesday, February 27, 2018 14:08:10 Pacific Standard Time
Printed: Tuesday, February 27, 2018 14:08:47 Pacific Standard Time

Method: Z:\Projects\PFAS.PRO\MethDB\PFAS_FULL_80C_022318.mdb 26 Feb 2018 09:30:45
Calibration: Z:\Projects\PFAS.PRO\CurveDB\C18_VAL-PFAS_Q4_02-23-18-FULL.cdb 24 Feb 2018 15:27:24

Name: 180224M1_32, Date: 24-Feb-2018, Time: 18:20:32, ID: 1800342-11 WI-AF-MW-N2-3-0218 0.11817, Description: WI-AF-MW-N2-3-0218

PFBS

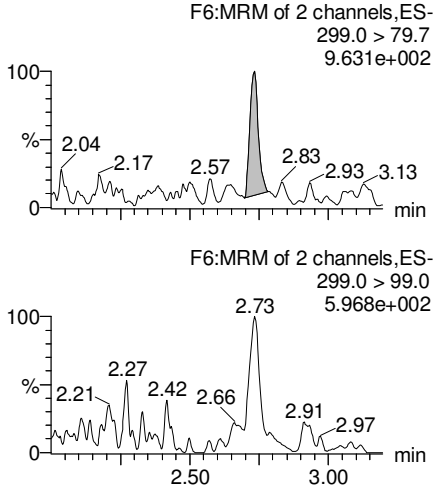

PFHxA

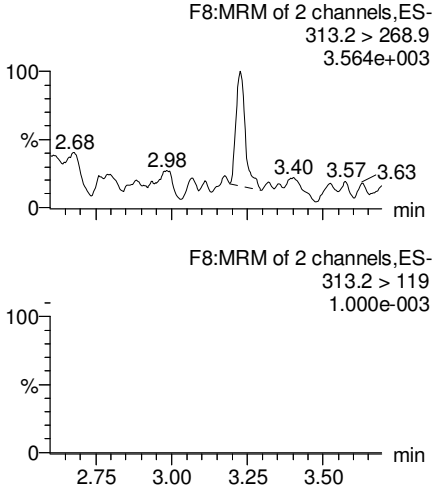

PFHpA

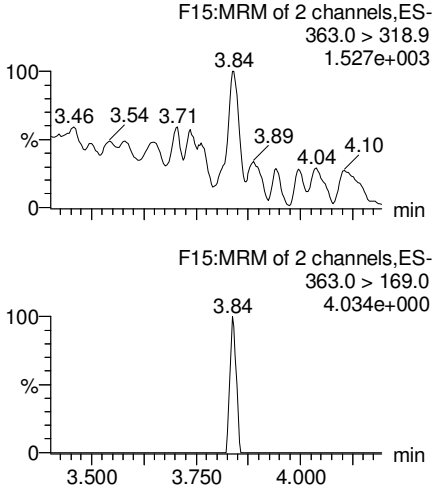

Total PFHxS

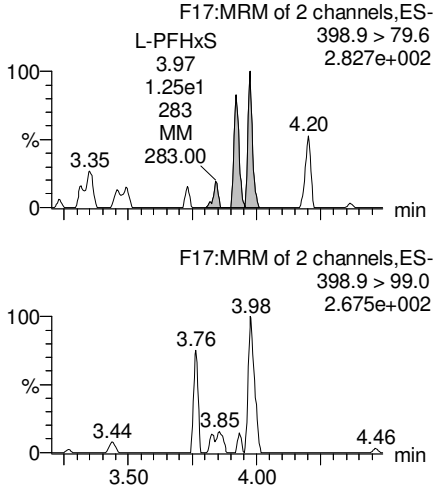

13C3-PFBS

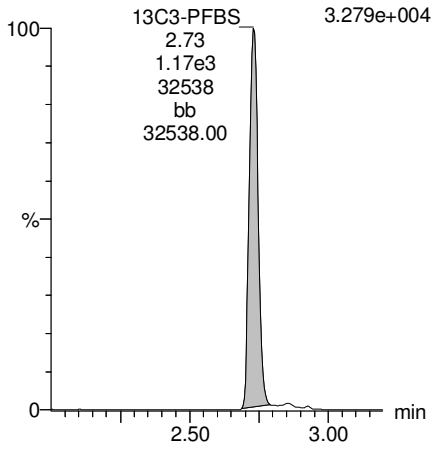

13C2-PFHxA

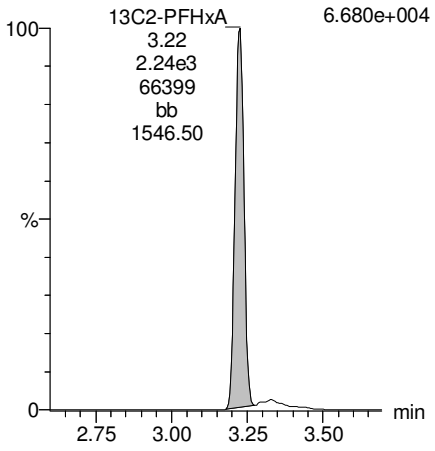

13C4-PFHpA

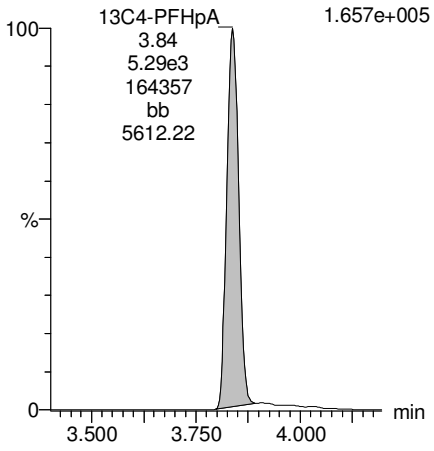

18O2-PFHxS

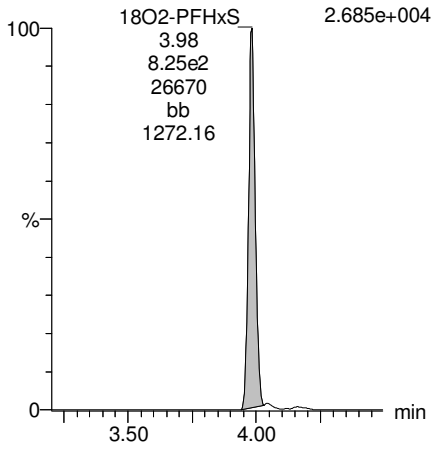

KBF 2/27/2018

Dataset: Z:\Projects\PFAS.PRO\Results\180224M1\180224M1-32.qld

Last Altered: Tuesday, February 27, 2018 14:08:10 Pacific Standard Time
Printed: Tuesday, February 27, 2018 14:08:47 Pacific Standard Time

Name: 180224M1_32, Date: 24-Feb-2018, Time: 18:20:32, ID: 1800342-11 WI-AF-MW-N2-3-0218 0.11817, Description: WI-AF-MW-N2-3-0218

Total PFOA

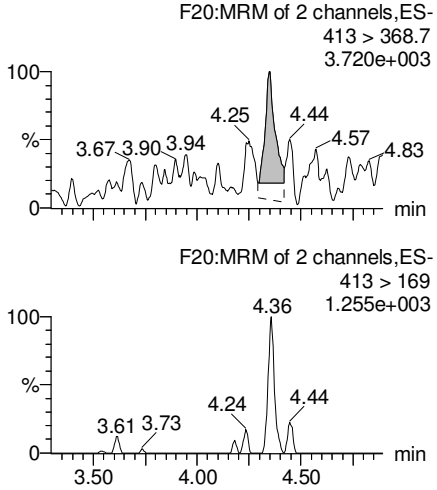

PFNA

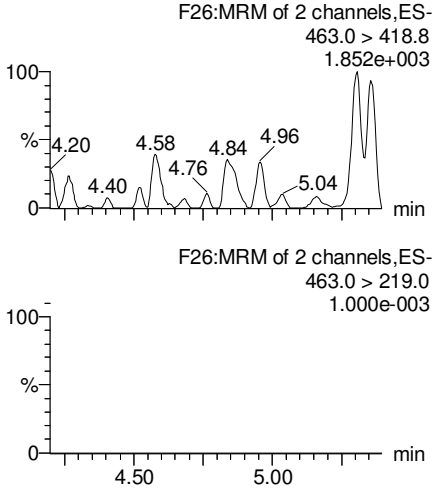

Total PFOS

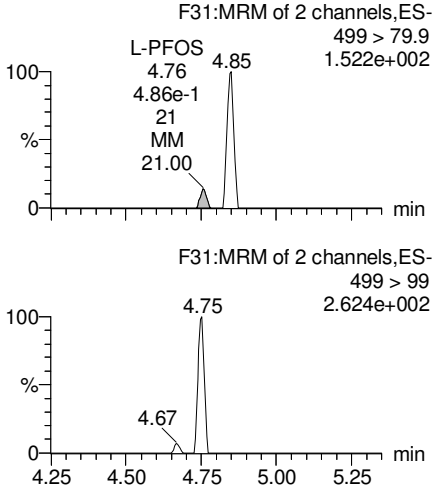

PFDA

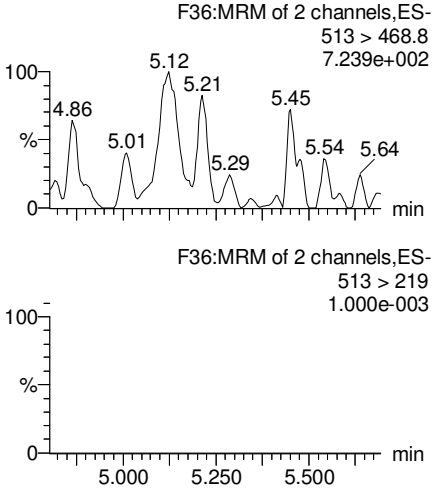

13C2-PFOA

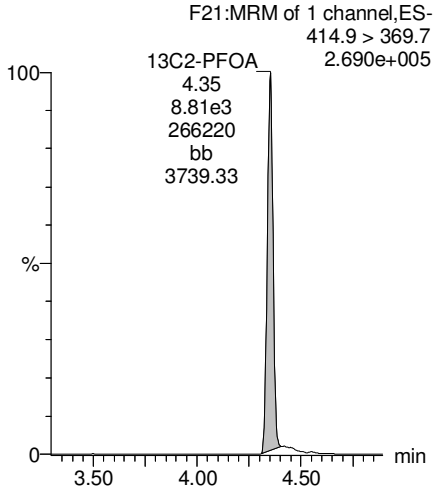

13C5-PFNA

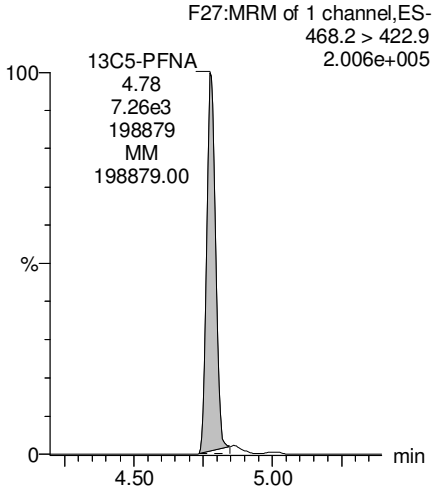

13C8-PFOS

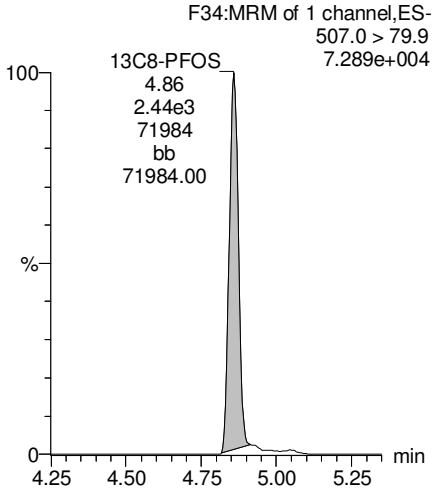

13C2-PFDA

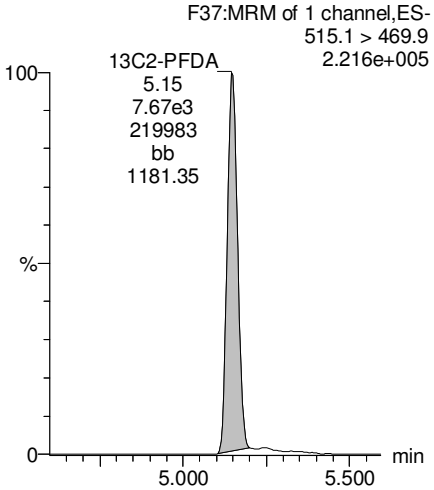

KBF 2/27/2018

Dataset: Z:\Projects\PFAS.PRO\Results\180224M1\180224M1-32.qld

Last Altered: Tuesday, February 27, 2018 14:08:10 Pacific Standard Time
Printed: Tuesday, February 27, 2018 14:08:47 Pacific Standard Time

Name: 180224M1_32, Date: 24-Feb-2018, Time: 18:20:32, ID: 1800342-11 WI-AF-MW-N2-3-0218 0.11817, Description: WI-AF-MW-N2-3-0218

PFUdA

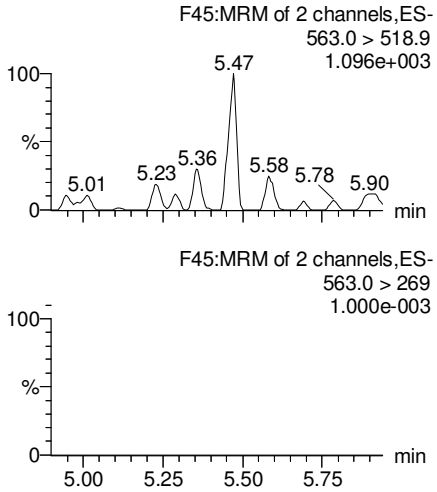

N-MeFOSAA

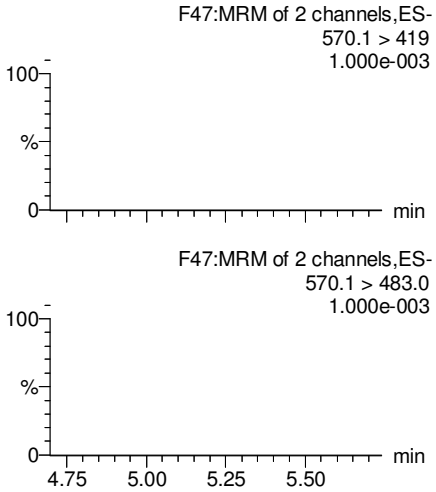

N-EtFOSAA

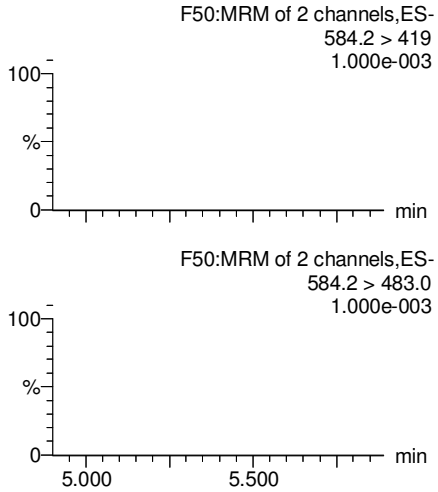

PFDoA

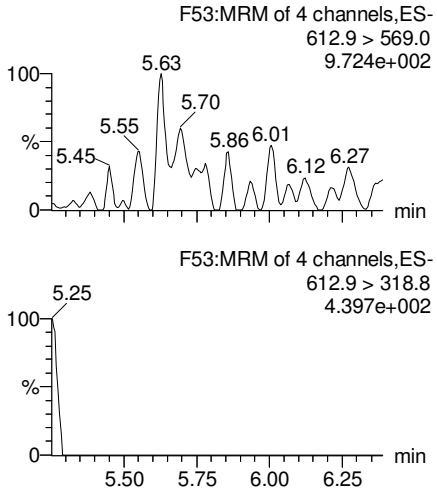

13C2-PFUdA

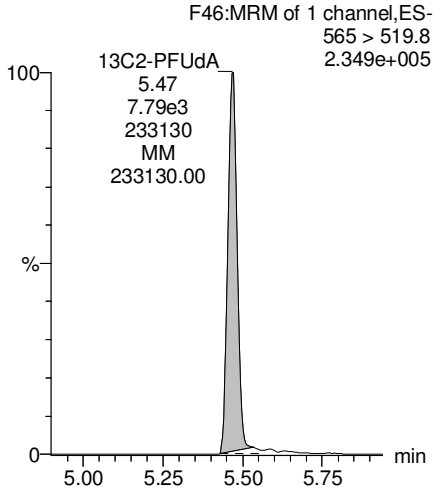

d3-N-MeFOSAA

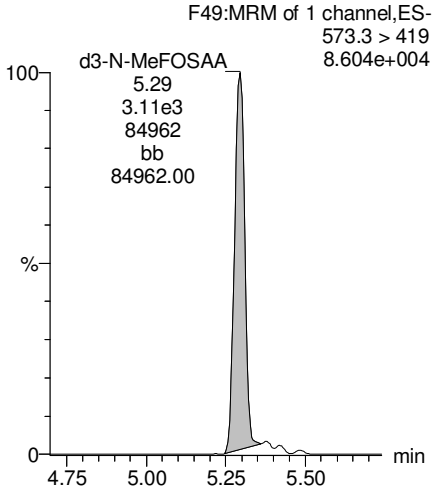

d5-N-EtFOSAA

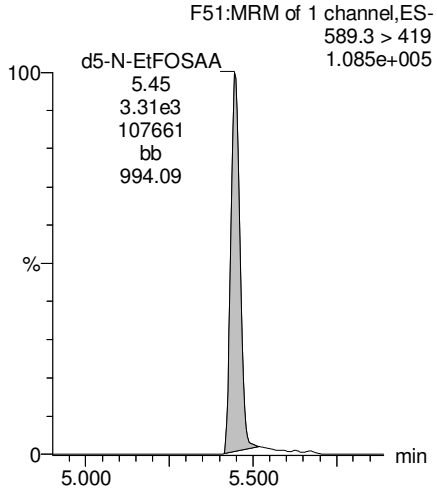

13C2-PFDoA

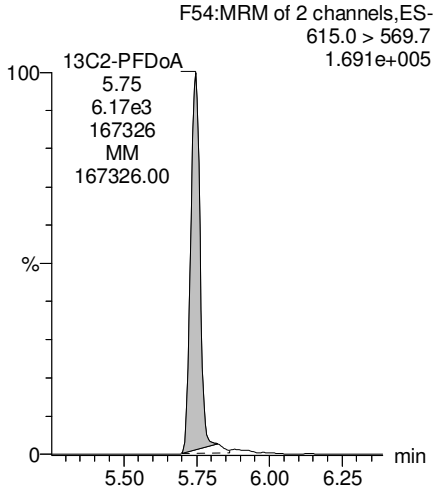

KBF 2/27/2018

Dataset: Z:\Projects\PFAS.PRO\Results\180224M1\180224M1-32.qld

Last Altered: Tuesday, February 27, 2018 14:08:10 Pacific Standard Time
Printed: Tuesday, February 27, 2018 14:08:47 Pacific Standard Time

Name: 180224M1_32, Date: 24-Feb-2018, Time: 18:20:32, ID: 1800342-11 WI-AF-MW-N2-3-0218 0.11817, Description: WI-AF-MW-N2-3-0218

PFTrDA

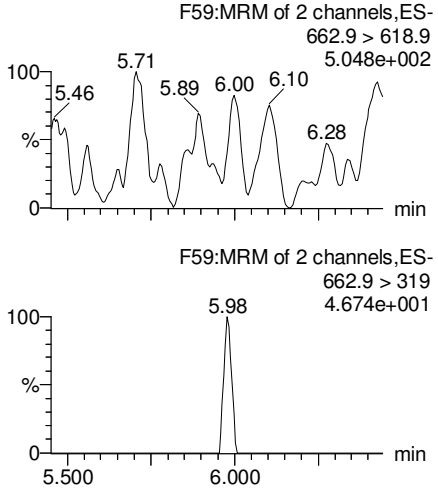

PFTeDA

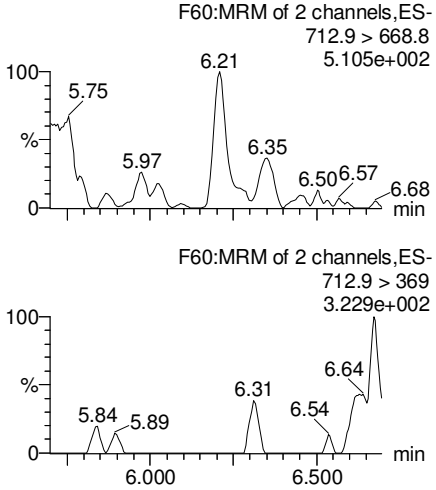

TCDA

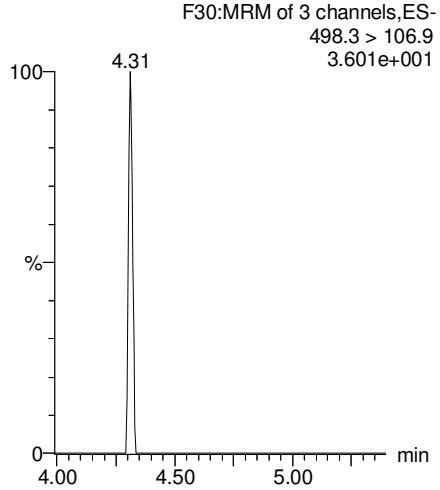

13C5-PFHxA

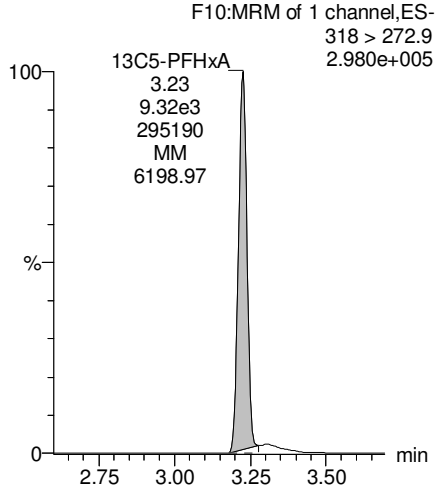

13C2-PFDoA

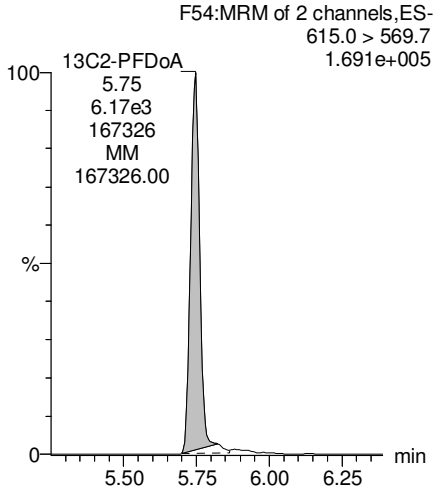

13C2-PFTeDA

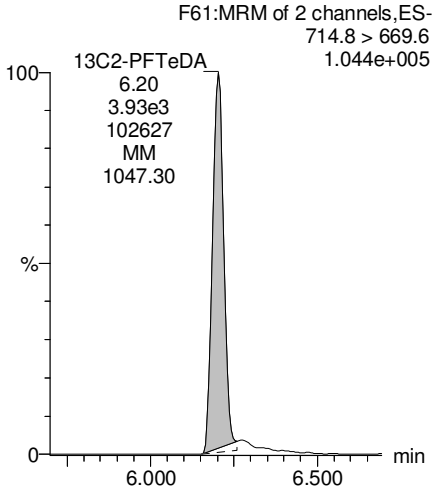

13C8-PFOS

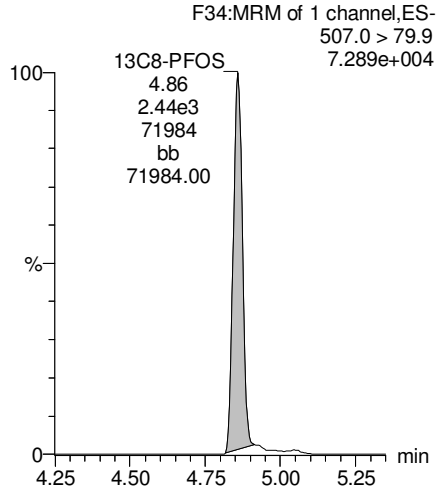

13C8-PFOA

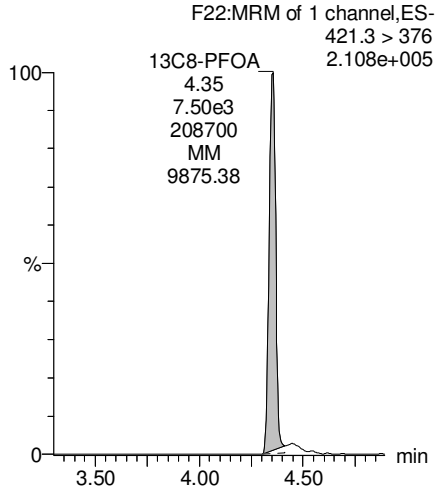

KBF 2/27/2018

Dataset: Z:\Projects\PFAS.PRO\Results\180224M1\180224M1-32.qld

Last Altered: Tuesday, February 27, 2018 14:08:10 Pacific Standard Time
Printed: Tuesday, February 27, 2018 14:08:47 Pacific Standard Time

Name: 180224M1_32, Date: 24-Feb-2018, Time: 18:20:32, ID: 1800342-11 WI-AF-MW-N2-3-0218 0.11817, Description: WI-AF-MW-N2-3-0218

13C3-PFHxS

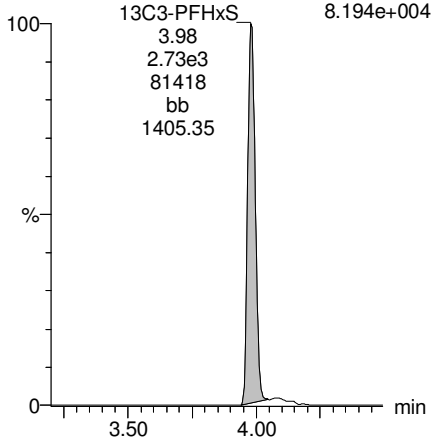

13C9-PFNA

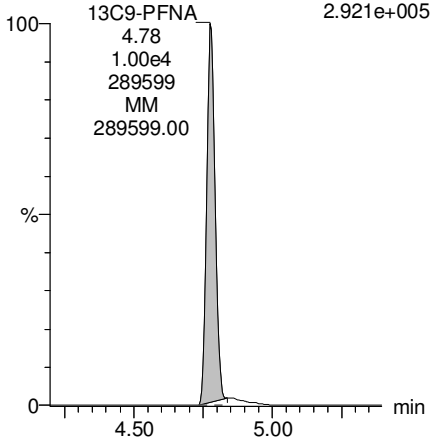

13C4-PFOS

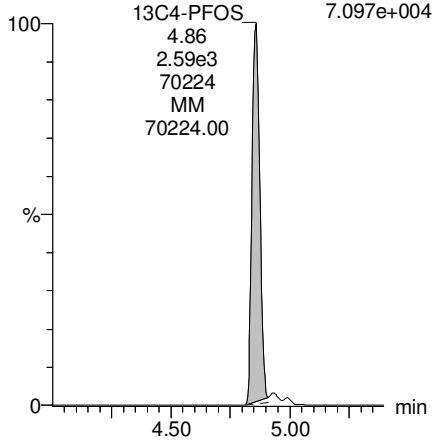

13C6-PFDA

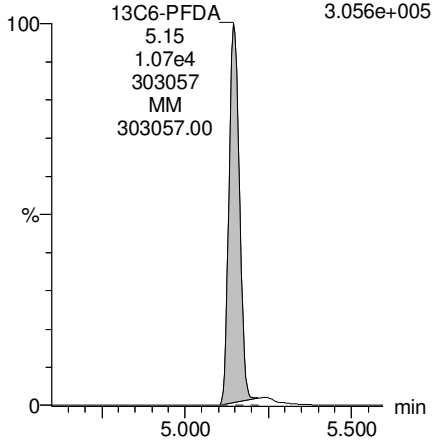

13C7-PFUdA

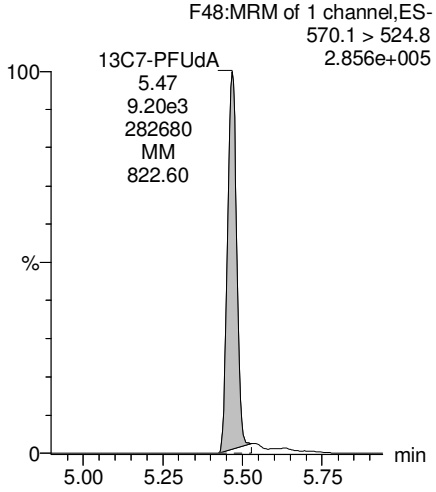

KBF 2/27/2018

Vista Analytical Laboratory

rev: ANP 3/9/2018

Dataset: Z:\Projects\PFAS.PRO\Results\180224M1\180224M1-33.qld

Last Altered: Tuesday, March 06, 2018 12:18:49 Pacific Standard Time
Printed: Tuesday, March 06, 2018 12:19:15 Pacific Standard Time

Method: Z:\Projects\PFAS.PRO\MethDB\PFAS_FULL_80C_022318.mdb 26 Feb 2018 09:30:45
Calibration: Z:\Projects\PFAS.PRO\CurveDB\C18_VAL-PFAS_Q4_02-23-18-FULL.cdb 24 Feb 2018 15:27:24

Name: 180224M1_33, Date: 24-Feb-2018, Time: 18:31:59, ID: 1800342-12 WI-AF-EB01-021618 0.11885, Description: WI-AF-EB01-021618

	#	Name	Trace	Area	IS Area	Wt./Vol.	RRF	Pred.RT	RT	y Axis Resp.	Conc.	%Rec
1	3	PFBS	299.0 > 79.7		1.17e3	0.119		2.60				
2	5	PFHxA	313.2 > 268.9		2.47e3	0.119		3.19				
3	7	PFHpA	363.0 > 318.9		6.13e3	0.119		3.81				
4	8	L-PFHxS	398.9 > 79.6	1.55e0	8.39e2	0.119		4.17	3.98	0.0232	0.5352	
5	11	L-PFOA	413 > 368.7		7.62e3	0.119		4.40				
6	14	PFNA	463.0 > 418.8		6.19e3	0.119		4.76				
7	16	L-PFOS	499 > 79.9		2.49e3	0.119		4.95				
8	18	PFDA	513 > 468.8		6.71e3	0.119		5.14				
9	21	N-MeFOSAA	570.1 > 419		3.37e3	0.119		5.29				
10	22	N-EtFOSAA	584.2 > 419		3.64e3	0.119		5.45				
11	23	PFUdA	563.0 > 518.9		6.95e3	0.119		5.46				

KBF 3/6/2018

Vista Analytical Laboratory

rev: ANP 3/9/2018

Dataset: Z:\Projects\PFAS.PRO\Results\180224M1\180224M1-33.qld

Last Altered: Tuesday, March 06, 2018 12:18:49 Pacific Standard Time
Printed: Tuesday, March 06, 2018 12:19:24 Pacific Standard Time

Method: Z:\Projects\PFAS.PRO\MethDB\PFAS_FULL_80C_022318.mdb 26 Feb 2018 09:30:45
Calibration: Z:\Projects\PFAS.PRO\CurveDB\C18_VAL-PFAS_Q4_02-23-18-FULL.cdb 24 Feb 2018 15:27:24

Name: 180224M1_33, Date: 24-Feb-2018, Time: 18:31:59, ID: 1800342-12 WI-AF-EB01-021618 0.11885, Description: WI-AF-EB01-021618

	#	Name	Trace	Area	IS Area	Wt./Vol.	RRF	Pred.RT	RT	y Axis Resp.	Conc.	%Rec	
1	25	PFDoA	612.9 > 569.0		7.62e3	0.119		5.74					
2	27	PFTrDA	662.9 > 618.9		7.62e3	0.119		5.98					
3	28	PFTeDA	712.9 > 668.8		4.06e3	0.119		6.20					
4	36	13C3-PFBS	302. > 98.8	1.17e3	9.95e3	0.119	0.116	2.69	2.73	1.47	106.9037	101.6	
5	37	13C2-PFHxA	315 > 269.8	2.47e3	9.95e3	0.119	0.732	3.19	3.22	3.11	35.6985	84.9	
6	38	13C4-PFHpA	367.2 > 321.8	6.13e3	9.95e3	0.119	0.717	3.81	3.84	7.70	90.3275	85.9	
7	39	18O2-PFHxS	403.0 > 102.6	8.39e2	2.85e3	0.119	0.368	3.96	3.98	3.68	84.2219	80.1	
8	40	13C2-PFOA	414.9 > 369.7	7.62e3	7.75e3	0.119	1.311	4.33	4.35	12.3	78.9512	75.1	
9	41	13C5-PFNA	468.2 > 422.9	6.19e3	9.81e3	0.119	0.974	4.76	4.78	7.88	68.0828	64.7	
10	42	13C8-PFOSA	506.1 > 77.7	6.84e2	1.34e4	0.119	0.187	4.83	4.84	0.639	28.6954	27.3	
11	43	13C8-PFOS	507.0 > 79.9	2.49e3	2.32e3	0.119	1.075	4.84	4.85	13.4	105.1068	99.9	
12	44	13C2-PFDA	515.1 > 469.9	6.71e3	8.74e3	0.119	1.019	5.14	5.15	9.60	79.2670	75.4	
13	45	d3-N-MeFOSAA	573.3 > 419	3.37e3	1.34e4	0.119	0.325	5.29	5.29	3.15	81.5668	77.6	
14	46	d5-N-EtFOSAA	589.3 > 419	3.64e3	1.34e4	0.119	0.345	5.45	5.45	3.40	82.9375	78.9	
15	47	13C2-PFUdA	565 > 519.8	6.95e3	1.34e4	0.119	1.071	5.46	5.47	6.50	51.0333	48.5	H
16	48	13C2-PFDoA	615.0 > 569.7	7.62e3	1.34e4	0.119	0.995	5.74	5.74	7.12	60.2400	57.3	
17	49	d3-N-MeFOSA	515.2 > 168.9		1.34e4	0.119	0.090	5.84					
18	50	13C2-PFTeDA	714.8 > 669.6	4.06e3	1.34e4	0.119	0.551	6.20	6.20	3.79	57.8290	55.0	
19	51	d5-N-ETFOSA	531.1 > 168.9		1.34e4	0.119	0.127	6.22					
20	52	13C2-PFHxDA	815 > 769.7	3.35e3	1.34e4	0.119	0.752	6.51	6.52	3.13	35.0842	83.4	
21	53	d7-N-MeFOSE	623.1 > 58.9		1.34e4	0.119	0.098	6.31					
22	54	d9-N-EtFOSE	639.2 > 58.8		1.34e4	0.119	0.086	6.45					
23	55	13C4-PFBA	217. > 171.8	8.72e3	8.72e3	0.119	1.000	1.46	1.51	12.5	105.1746	100.0	
24	56	13C5-PFHxA	318 > 272.9	9.95e3	9.95e3	0.119	1.000	3.19	3.22	12.5	105.1746	100.0	
25	57	13C3-PFHxS	401.9 > 79.9	2.85e3	2.85e3	0.119	1.000	3.96	3.98	12.5	105.1746	100.0	
26	58	13C8-PFOA	421.3 > 376	7.75e3	7.75e3	0.119	1.000	4.33	4.35	12.5	105.1746	100.0	
27	59	13C9-PFNA	472.2 > 426.9	9.81e3	9.81e3	0.119	1.000	4.70	4.78	12.5	105.1746	100.0	
28	60	13C4-PFOS	503 > 79.9	2.32e3	2.32e3	0.119	1.000	4.84	4.86	12.5	105.1746	100.0	
29	61	13C6-PFDA	519.1 > 473.7	8.74e3	8.74e3	0.119	1.000	5.14	5.15	12.5	105.1746	100.0	
30	62	13C7-PFUdA	570.1 > 524.8	1.34e4	1.34e4	0.119	1.000	5.46	5.46	12.5	105.1746	100.0	
31	63	Total PFHxS	398.9 > 79.6	1.55e0	8.39e2	0.119		3.85		0.0232	0.5352		
32	64	Total PFOA	413 > 368.7	0.00e0	7.62e3	0.119		4.21		0.000			

KBF 3/6/2018

Vista Analytical Laboratory

rev: ANP 3/9/2018

Dataset: Z:\Projects\PFAS.PRO\Results\180224M1\180224M1-33.qld

Last Altered: Tuesday, March 06, 2018 12:18:49 Pacific Standard Time
Printed: Tuesday, March 06, 2018 12:19:24 Pacific Standard Time

Name: 180224M1_33, Date: 24-Feb-2018, Time: 18:31:59, ID: 1800342-12 WI-AF-EB01-021618 0.11885, Description: WI-AF-EB01-021618

	#	Name	Trace	Area	IS Area	Wt./Vol.	RRF	Pred.RT	RT	y Axis Resp.	Conc.	%Rec
33	65	Total PFOS	499 > 79.9	0.00e0	2.49e3	0.119		4.73		0.000		
34	66	Total N-MeFOSAA	570.1 > 419	0.00e0	3.37e3	0.119		5.29		0.000		
35	67	Total N-EtFOSAA	584.2 > 419	0.00e0	3.64e3	0.119		5.45		0.000		

KBF 3/6/2018

Vista Analytical Laboratory

rev: ANP 3/9/2018

Dataset: Z:\Projects\PFAS.PRO\Results\180224M1\180224M1-33.qld

Last Altered: Tuesday, March 06, 2018 12:18:49 Pacific Standard Time
Printed: Tuesday, March 06, 2018 12:19:24 Pacific Standard Time

Method: Z:\Projects\PFAS.PRO\MethDB\PFAS_FULL_80C_022318.mdb 26 Feb 2018 09:30:45
Calibration: Z:\Projects\PFAS.PRO\CurveDB\C18_VAL-PFAS_Q4_02-23-18-FULL.cdb 24 Feb 2018 15:27:24

Name: 180224M1_33, Date: 24-Feb-2018, Time: 18:31:59, ID: 1800342-12 WI-AF-EB01-021618 0.11885, Description: WI-AF-EB01-021618

PFBS

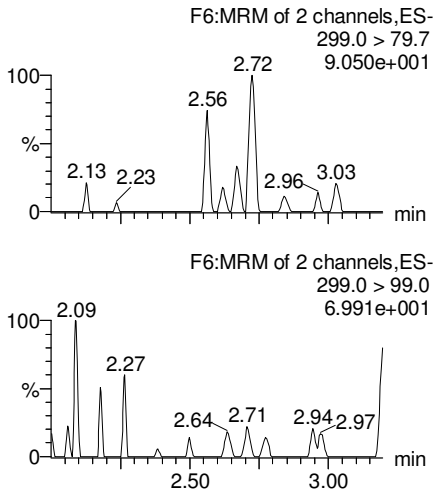

PFHxA

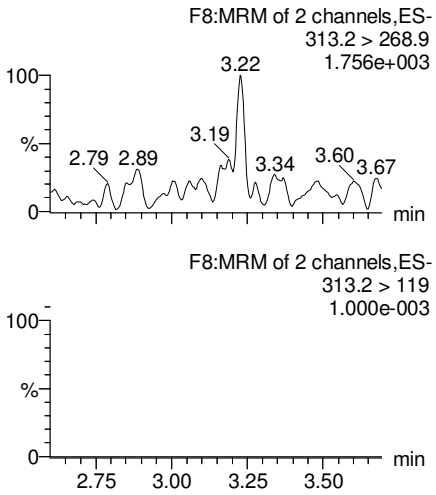

PFHpA

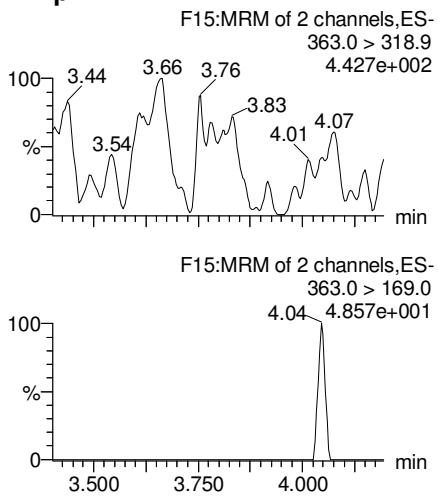

Total PFHxS

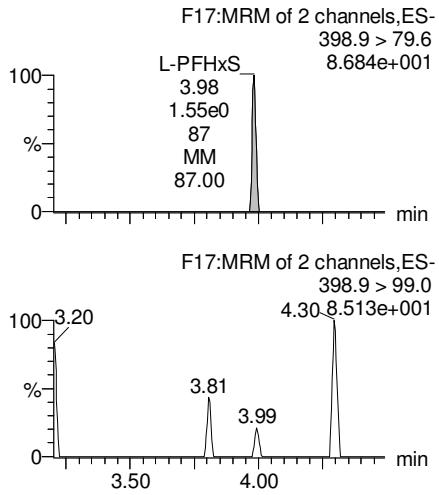

13C3-PFBS

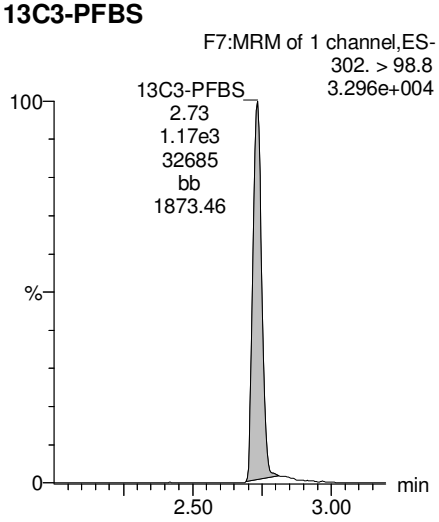

13C2-PFHxA

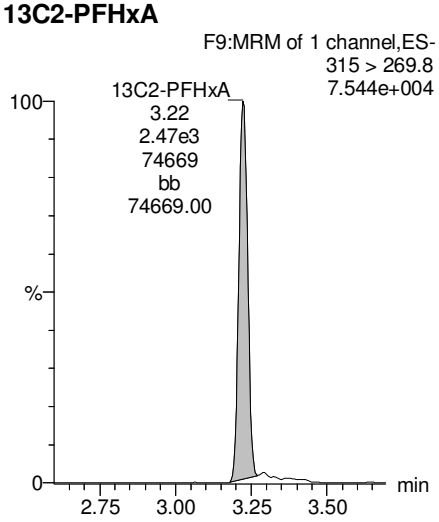

13C4-PFHpA

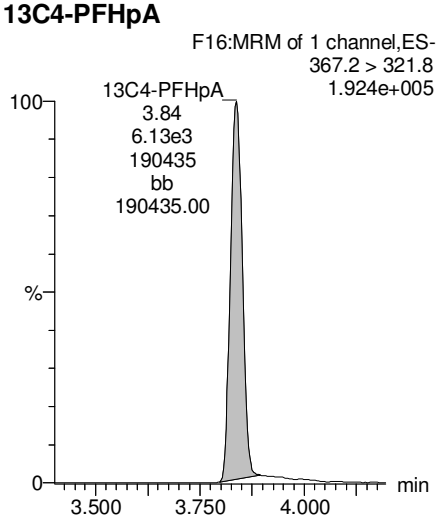

18O2-PFHxS

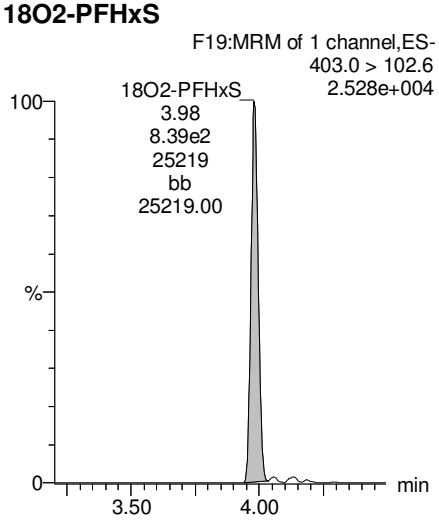

KBF 3/6/2018

Dataset: Z:\Projects\PFAS.PRO\Results\180224M1\180224M1-33.qld

Last Altered: Tuesday, March 06, 2018 12:18:49 Pacific Standard Time
Printed: Tuesday, March 06, 2018 12:19:24 Pacific Standard Time

Name: 180224M1_33, Date: 24-Feb-2018, Time: 18:31:59, ID: 1800342-12 WI-AF-EB01-021618 0.11885, Description: WI-AF-EB01-021618

Total PFOA

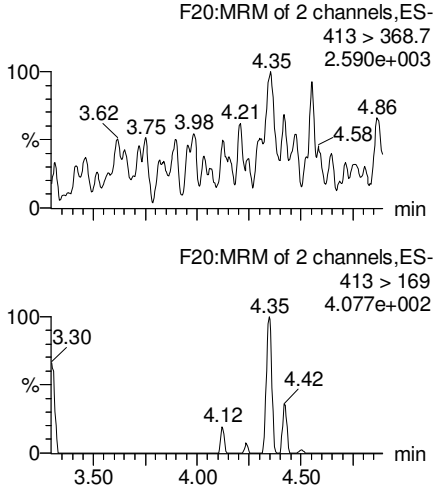

PFNA

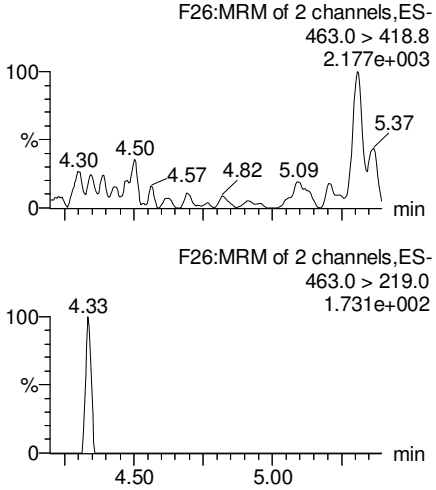

Total PFOS

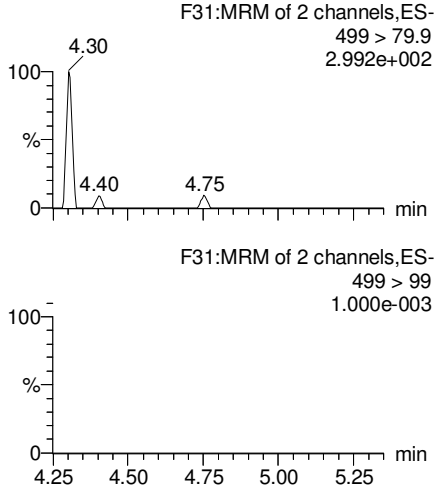

PFDA

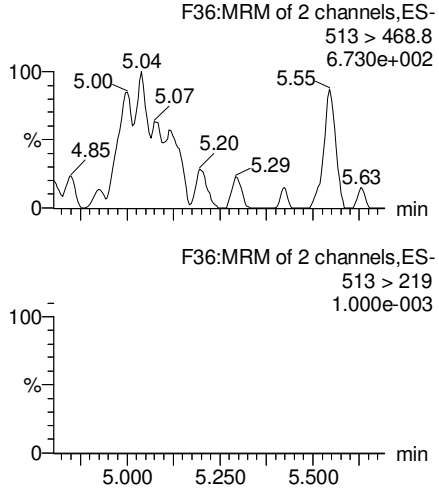

13C2-PFOA

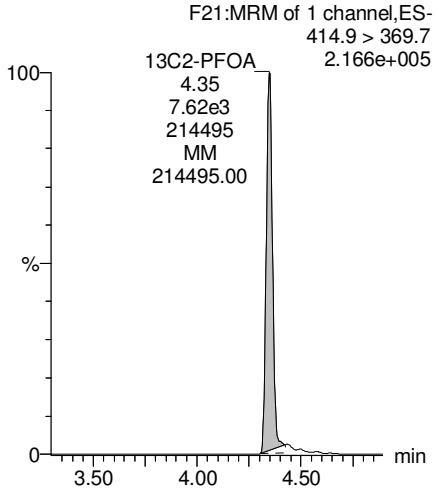

13C5-PFNA

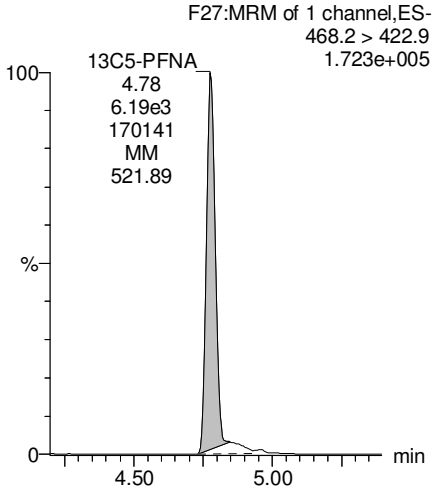

13C8-PFOS

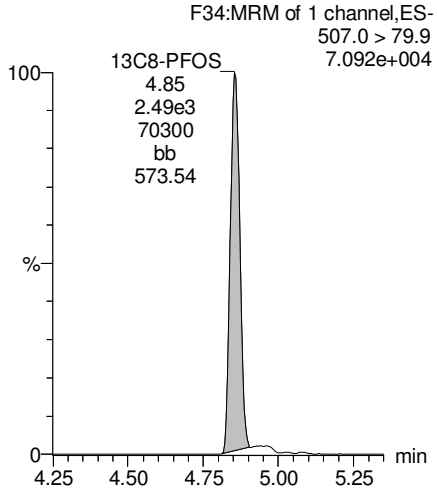

13C2-PFDA

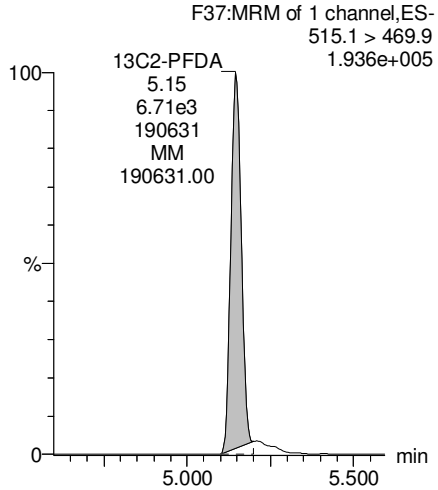

KBF 3/6/2018

Dataset: Z:\Projects\PFAS.PRO\Results\180224M1\180224M1-33.qld

Last Altered: Tuesday, March 06, 2018 12:18:49 Pacific Standard Time
Printed: Tuesday, March 06, 2018 12:19:24 Pacific Standard Time

Name: 180224M1_33, Date: 24-Feb-2018, Time: 18:31:59, ID: 1800342-12 WI-AF-EB01-021618 0.11885, Description: WI-AF-EB01-021618

PFUdA

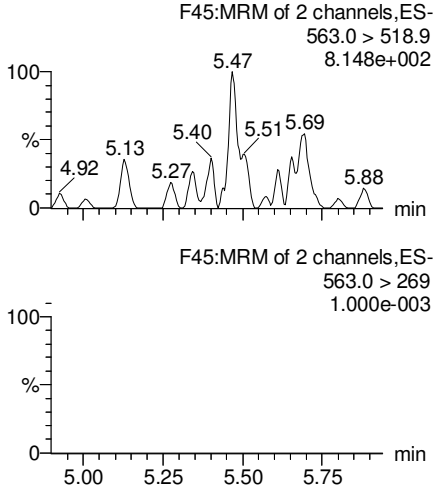

N-MeFOSAA

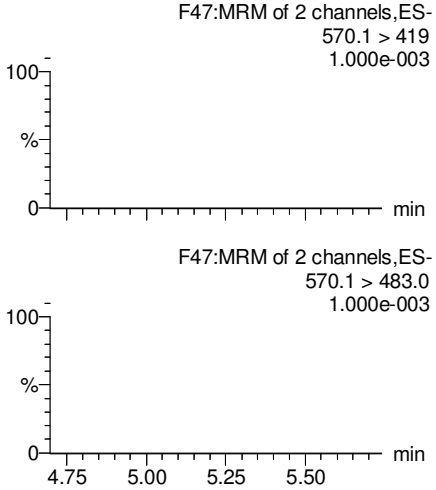

N-EtFOSAA

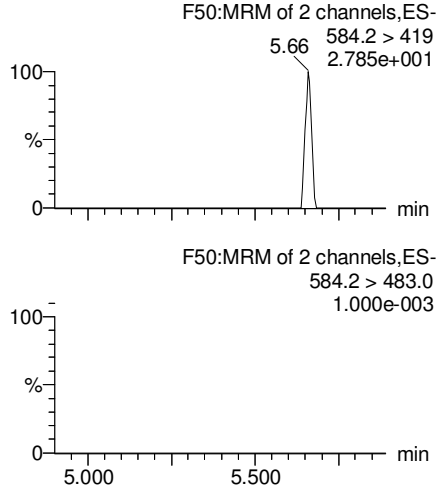

PFDoA

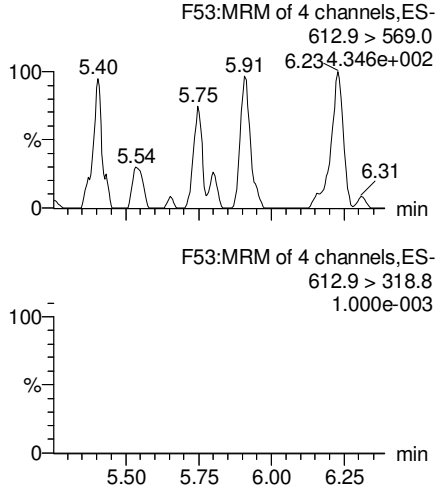

13C2-PFUdA

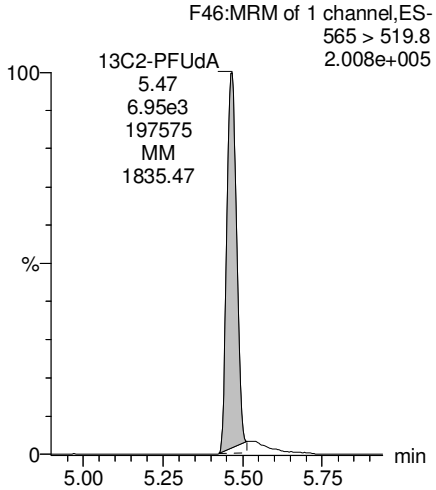

d3-N-MeFOSAA

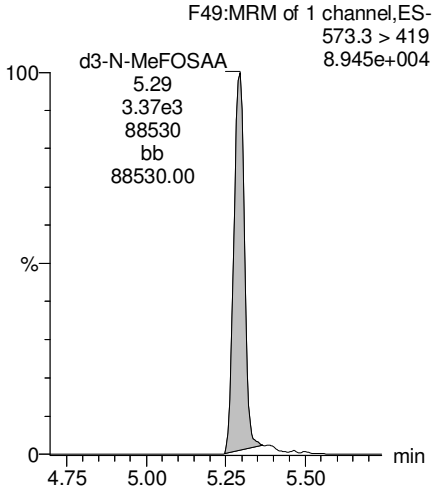

d5-N-EtFOSAA

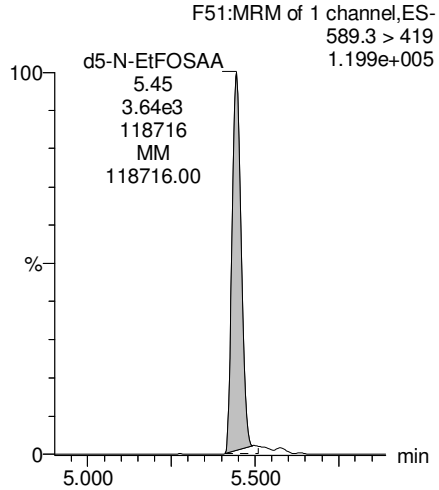

13C2-PFDoA

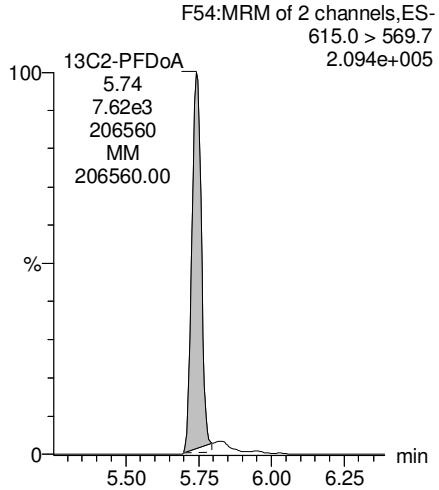

KBF 3/6/2018

Dataset: Z:\Projects\PFAS.PRO\Results\180224M1\180224M1-33.qld

Last Altered: Tuesday, March 06, 2018 12:18:49 Pacific Standard Time
Printed: Tuesday, March 06, 2018 12:19:24 Pacific Standard Time

Name: 180224M1_33, Date: 24-Feb-2018, Time: 18:31:59, ID: 1800342-12 WI-AF-EB01-021618 0.11885, Description: WI-AF-EB01-021618

PFTrDA

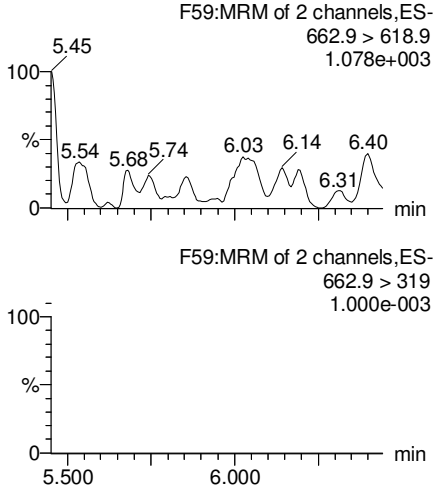

PFTeDA

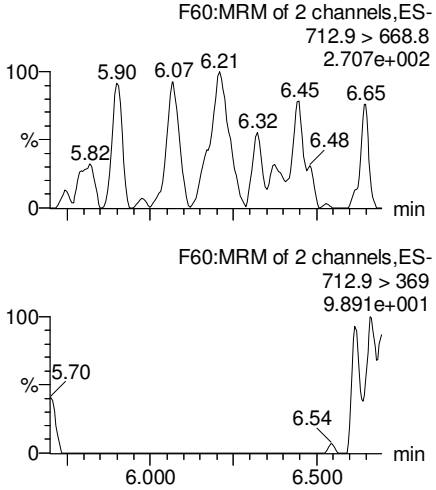

TCDA

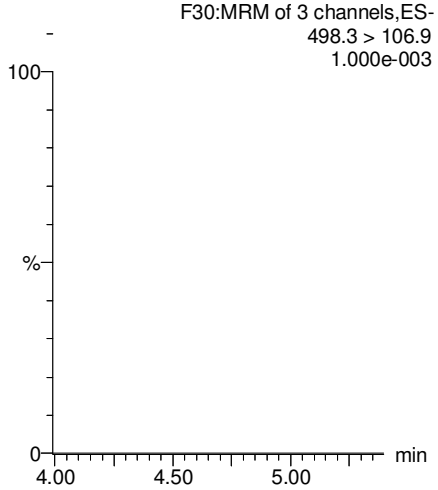

13C5-PFHxA

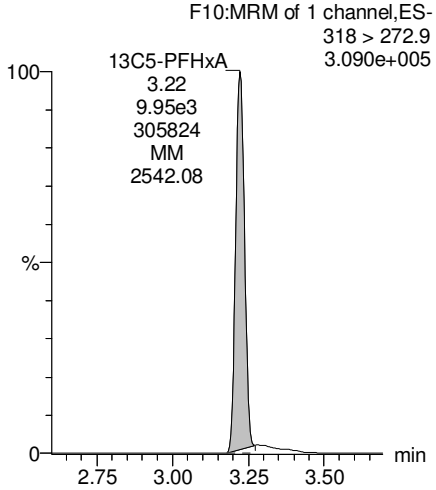

13C2-PFDoA

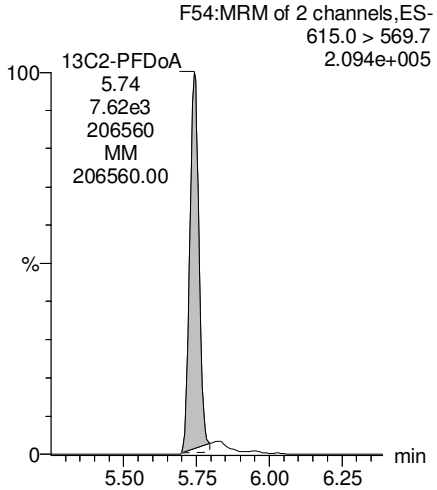

13C2-PFTeDA

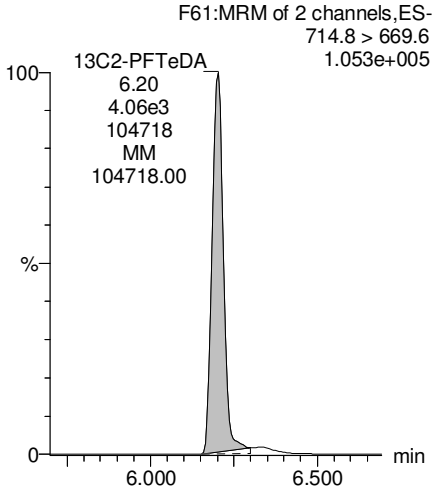

13C8-PFOS

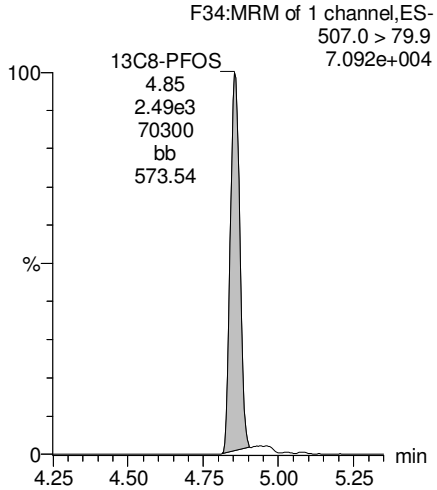

13C8-PFOA

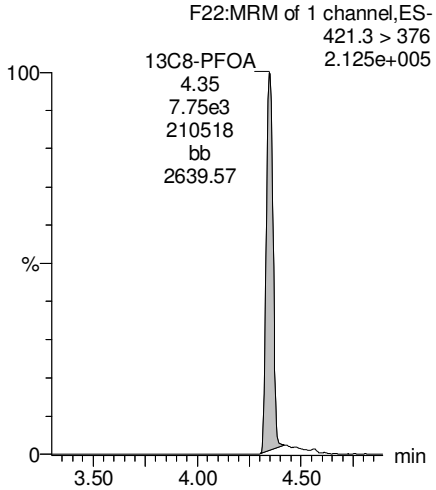

KBF 3/6/2018

Dataset: Z:\Projects\PFAS.PRO\Results\180224M1\180224M1-33.qld

Last Altered: Tuesday, March 06, 2018 12:18:49 Pacific Standard Time
Printed: Tuesday, March 06, 2018 12:19:24 Pacific Standard Time

Name: 180224M1_33, Date: 24-Feb-2018, Time: 18:31:59, ID: 1800342-12 WI-AF-EB01-021618 0.11885, Description: WI-AF-EB01-021618

13C3-PFHxS

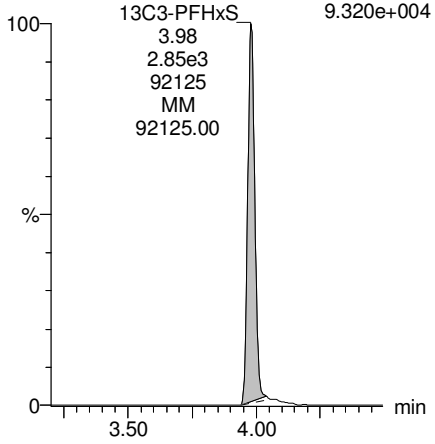

13C9-PFNA

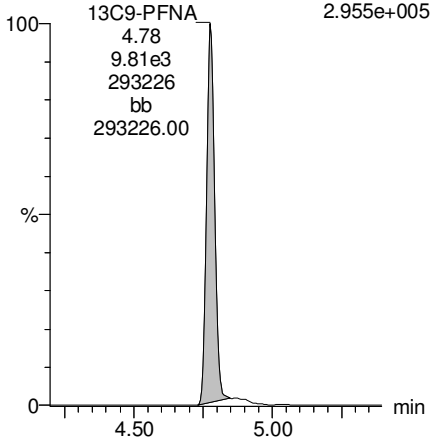

13C4-PFOS

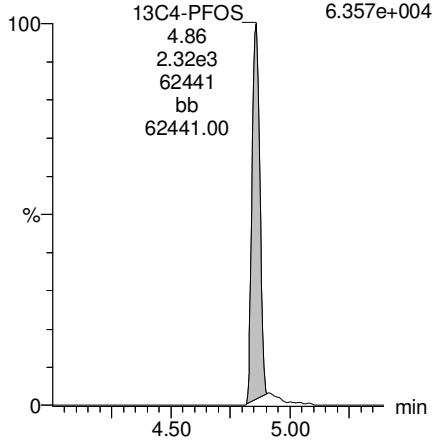

13C6-PFDA

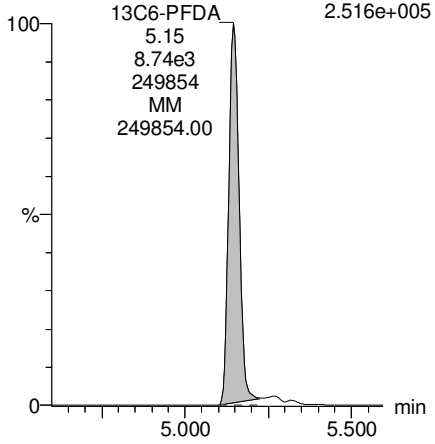

13C7-PFUdA

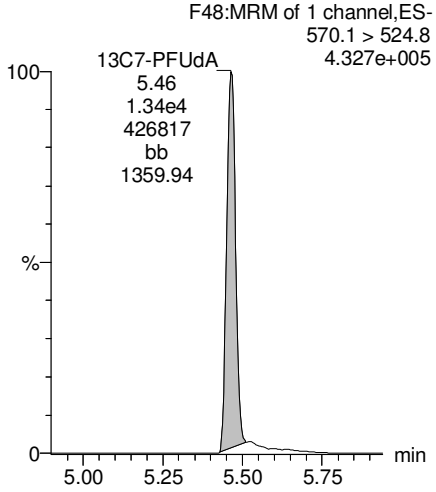

KBF 3/6/2018

Vista Analytical Laboratory

rev: ANP 3/9/2018

Dataset: Z:\Projects\PFAS.PRO\Results\180224M1\180224M1-34.qld

Last Altered: Tuesday, February 27, 2018 14:22:27 Pacific Standard Time
Printed: Tuesday, February 27, 2018 15:51:21 Pacific Standard Time

Method: Z:\Projects\PFAS.PRO\MethDB\PFAS_FULL_80C_022318.mdb 26 Feb 2018 09:30:45
Calibration: Z:\Projects\PFAS.PRO\CurveDB\C18_VAL-PFAS_Q4_02-23-18-FULL.cdb 24 Feb 2018 15:27:24

Name: 180224M1_34, Date: 24-Feb-2018, Time: 18:43:26, ID: 1800342-13 WI-AF-MW-N2-8-0218 0.12041, Description: WI-AF-MW-N2-8-0218

	#	Name	Trace	Area	IS Area	Wt./Vol.	RRF	Pred.RT	RT	y Axis Resp.	Conc.	%Rec
1	3	PFBS	299.0 > 79.7		1.12e3	0.120		2.60				
2	5	PFHxA	313.2 > 268.9		2.53e3	0.120		3.19				
3	7	PFHpA	363.0 > 318.9		6.54e3	0.120		3.81				
4	8	L-PFHxS	398.9 > 79.6		7.67e2	0.120		4.17				
5	11	L-PFOA	413 > 368.7		8.44e3	0.120		4.40				
6	14	PFNA	463.0 > 418.8		6.63e3	0.120		4.76				
7	16	L-PFOS	499 > 79.9	7.93e0	2.26e3	0.120		4.95	4.85	0.0438	0.8089	
8	18	PFDA	513 > 468.8		7.48e3	0.120		5.14				
9	21	N-MeFOSAA	570.1 > 419		2.72e3	0.120		5.29				
10	22	N-EtFOSAA	584.2 > 419		3.24e3	0.120		5.45				
11	23	PFUdA	563.0 > 518.9		8.92e3	0.120		5.46				

KBF 2/27/2018

Vista Analytical Laboratory

rev: ANP 3/9/2018

Dataset: Z:\Projects\PFAS.PRO\Results\180224M1\180224M1-34.qld

Last Altered: Tuesday, February 27, 2018 14:22:27 Pacific Standard Time
Printed: Tuesday, February 27, 2018 15:51:29 Pacific Standard Time

Method: Z:\Projects\PFAS.PRO\MethDB\PFAS_FULL_80C_022318.mdb 26 Feb 2018 09:30:45
Calibration: Z:\Projects\PFAS.PRO\CurveDB\C18_VAL-PFAS_Q4_02-23-18-FULL.cdb 24 Feb 2018 15:27:24

Name: 180224M1_34, Date: 24-Feb-2018, Time: 18:43:26, ID: 1800342-13 WI-AF-MW-N2-8-0218 0.12041, Description: WI-AF-MW-N2-8-0218

	#	Name	Trace	Area	IS Area	Wt./Vol.	RRF	Pred.RT	RT	y Axis Resp.	Conc.	%Rec	
1	25	PFDoA	612.9 > 569.0		5.26e3	0.120		5.74					
2	27	PFTrDA	662.9 > 618.9		5.26e3	0.120		5.98					
3	28	PFTeDA	712.9 > 668.8		4.05e3	0.120		6.20					
4	36	13C3-PFBS	302. > 98.8	1.12e3	9.91e3	0.120	0.116	2.69	2.73	1.42	101.3660	97.6	
5	37	13C2-PFHxA	315 > 269.8	2.53e3	9.91e3	0.120	0.732	3.19	3.22	3.19	36.1952	87.2	
6	38	13C4-PFHpA	367.2 > 321.8	6.54e3	9.91e3	0.120	0.717	3.81	3.83	8.24	95.4774	92.0	
7	39	18O2-PFHxS	403.0 > 102.6	7.67e2	2.51e3	0.120	0.368	3.96	3.98	3.82	86.3163	83.1	
8	40	13C2-PFOA	414.9 > 369.7	8.44e3	9.85e3	0.120	1.311	4.33	4.35	10.7	67.8390	65.3	
9	41	13C5-PFNA	468.2 > 422.9	6.63e3	9.82e3	0.120	0.974	4.76	4.78	8.44	71.9538	69.3	
10	42	13C8-PFOSA	506.1 > 77.7	1.30e3	1.19e4	0.120	0.187	4.83	4.84	1.37	60.6662	58.4	
11	43	13C8-PFOS	507.0 > 79.9	2.26e3	2.14e3	0.120	1.075	4.84	4.85	13.2	102.1045	98.4	
12	44	13C2-PFDA	515.1 > 469.9	7.48e3	9.26e3	0.120	1.019	5.14	5.14	10.1	82.2823	79.3	
13	45	d3-N-MeFOSAA	573.3 > 419	2.72e3	1.19e4	0.120	0.325	5.29	5.29	2.86	73.0907	70.4	
14	46	d5-N-EtFOSAA	589.3 > 419	3.24e3	1.19e4	0.120	0.345	5.45	5.44	3.41	82.0620	79.0	
15	47	13C2-PFUdA	565 > 519.8	8.92e3	1.19e4	0.120	1.071	5.46	5.46	9.39	72.7868	70.1	
16	48	13C2-PFDoA	615.0 > 569.7	5.26e3	1.19e4	0.120	0.995	5.74	5.74	5.54	46.2189	44.5	H
17	49	d3-N-MeFOSA	515.2 > 168.9		1.19e4	0.120	0.090	5.84					
18	50	13C2-PFTeDA	714.8 > 669.6	4.05e3	1.19e4	0.120	0.551	6.20	6.20	4.26	64.1745	61.8	
19	51	d5-N-ETFOSA	531.1 > 168.9		1.19e4	0.120	0.127	6.22					
20	52	13C2-PFHxDA	815 > 769.7	2.61e3	1.19e4	0.120	0.752	6.51	6.51	2.75	30.3824	73.2	
21	53	d7-N-MeFOSE	623.1 > 58.9		1.19e4	0.120	0.098	6.31					
22	54	d9-N-EtFOSE	639.2 > 58.8		1.19e4	0.120	0.086	6.45					
23	55	13C4-PFBA	217. > 171.8	9.26e3	9.26e3	0.120	1.000	1.46	1.50	12.5	103.8120	100.0	
24	56	13C5-PFHxA	318 > 272.9	9.91e3	9.91e3	0.120	1.000	3.19	3.22	12.5	103.8120	100.0	
25	57	13C3-PFHxS	401.9 > 79.9	2.51e3	2.51e3	0.120	1.000	3.96	3.98	12.5	103.8120	100.0	
26	58	13C8-PFOA	421.3 > 376	9.85e3	9.85e3	0.120	1.000	4.33	4.35	12.5	103.8120	100.0	
27	59	13C9-PFNA	472.2 > 426.9	9.82e3	9.82e3	0.120	1.000	4.70	4.78	12.5	103.8120	100.0	
28	60	13C4-PFOS	503 > 79.9	2.14e3	2.14e3	0.120	1.000	4.84	4.85	12.5	103.8120	100.0	
29	61	13C6-PFDA	519.1 > 473.7	9.26e3	9.26e3	0.120	1.000	5.14	5.15	12.5	103.8120	100.0	
30	62	13C7-PFUdA	570.1 > 524.8	1.19e4	1.19e4	0.120	1.000	5.46	5.46	12.5	103.8120	100.0	
31	63	Total PFHxS	398.9 > 79.6	0.00e0	7.67e2	0.120		3.85		0.000			
32	64	Total PFOA	413 > 368.7	0.00e0	8.44e3	0.120		4.21		0.000			

KBF 2/27/2018

Vista Analytical Laboratory

rev: ANP 3/9/2018

Dataset: Z:\Projects\PFAS.PRO\Results\180224M1\180224M1-34.qld

Last Altered: Tuesday, February 27, 2018 14:22:27 Pacific Standard Time
Printed: Tuesday, February 27, 2018 15:51:29 Pacific Standard Time

Name: 180224M1_34, Date: 24-Feb-2018, Time: 18:43:26, ID: 1800342-13 WI-AF-MW-N2-8-0218 0.12041, Description: WI-AF-MW-N2-8-0218

	#	Name	Trace	Area	IS Area	Wt./Vol.	RRF	Pred.RT	RT	y Axis Resp.	Conc.	%Rec
33	65	Total PFOS	499 > 79.9	7.93e0	2.26e3	0.120		4.73		0.0438	0.8089	
34	66	Total N-MeFOSAA	570.1 > 419	0.00e0	2.72e3	0.120		5.29		0.000		
35	67	Total N-EtFOSAA	584.2 > 419	0.00e0	3.24e3	0.120		5.45		0.000		

KBF 2/27/2018

Vista Analytical Laboratory

rev: ANP 3/9/2018

Dataset: Z:\Projects\PFAS.PRO\Results\180224M1\180224M1-34.qld

Last Altered: Tuesday, February 27, 2018 14:22:27 Pacific Standard Time
Printed: Tuesday, February 27, 2018 15:51:29 Pacific Standard Time

Method: Z:\Projects\PFAS.PRO\MethDB\PFAS_FULL_80C_022318.mdb 26 Feb 2018 09:30:45
Calibration: Z:\Projects\PFAS.PRO\CurveDB\C18_VAL-PFAS_Q4_02-23-18-FULL.cdb 24 Feb 2018 15:27:24

Name: 180224M1_34, Date: 24-Feb-2018, Time: 18:43:26, ID: 1800342-13 WI-AF-MW-N2-8-0218 0.12041, Description: WI-AF-MW-N2-8-0218

PFBS

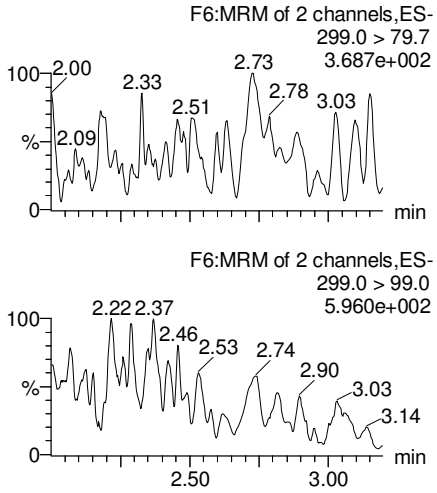

PFHxA

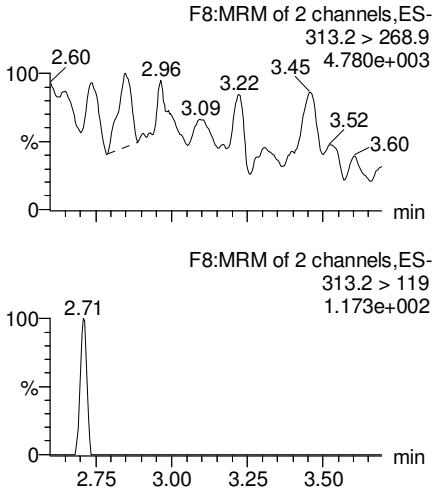

PFHpA

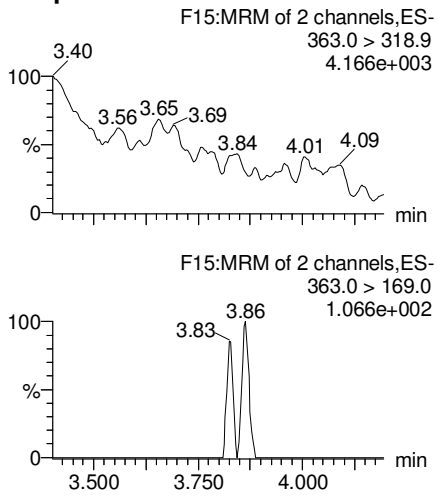

Total PFHxS

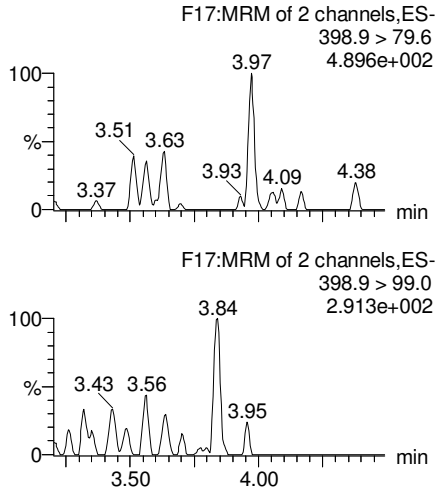

13C3-PFBS

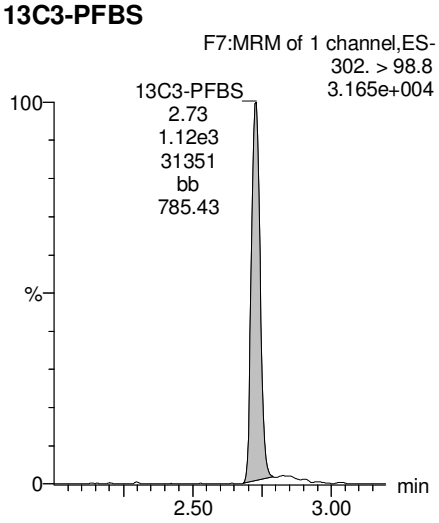

13C2-PFHxA

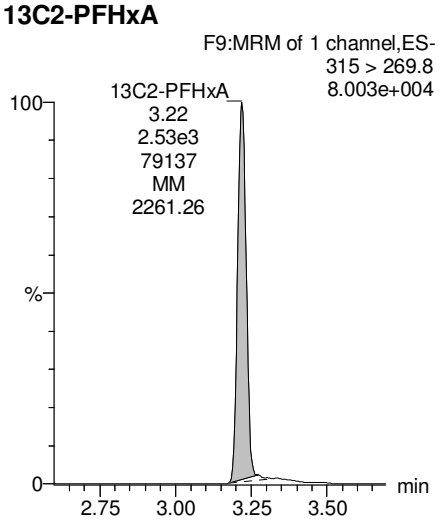

13C4-PFHpA

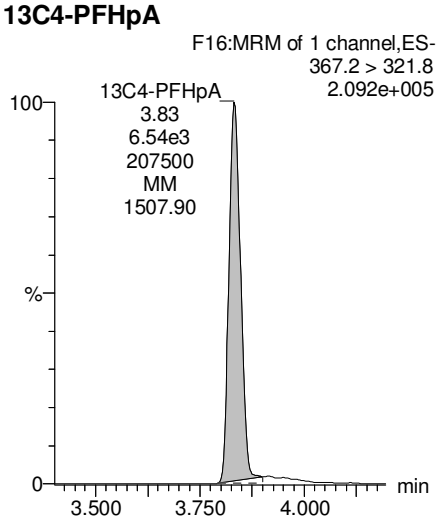

18O2-PFHxS

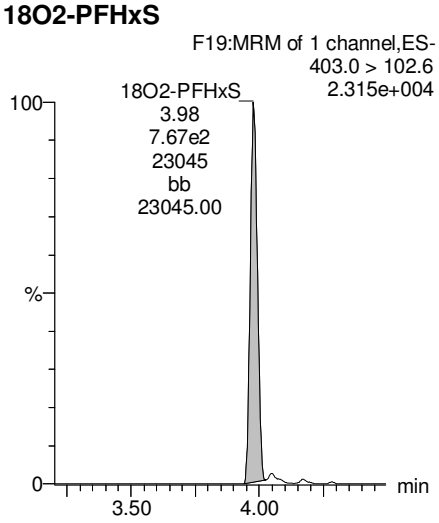

KBF 2/27/2018

Dataset: Z:\Projects\PFAS.PRO\Results\180224M1\180224M1-34.qld

Last Altered: Tuesday, February 27, 2018 14:22:27 Pacific Standard Time
Printed: Tuesday, February 27, 2018 15:51:29 Pacific Standard Time

Name: 180224M1_34, Date: 24-Feb-2018, Time: 18:43:26, ID: 1800342-13 WI-AF-MW-N2-8-0218 0.12041, Description: WI-AF-MW-N2-8-0218

Total PFOA

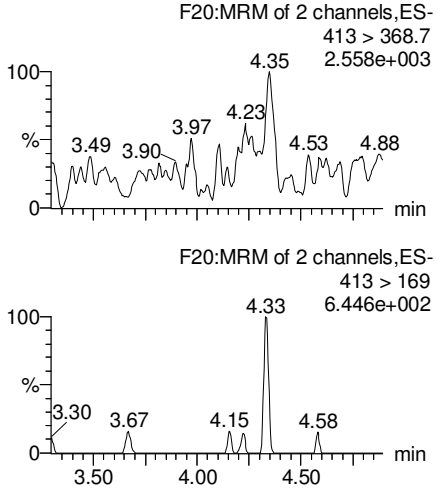

PFNA

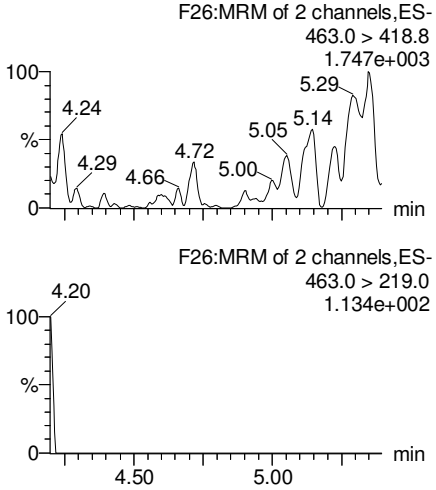

Total PFOS

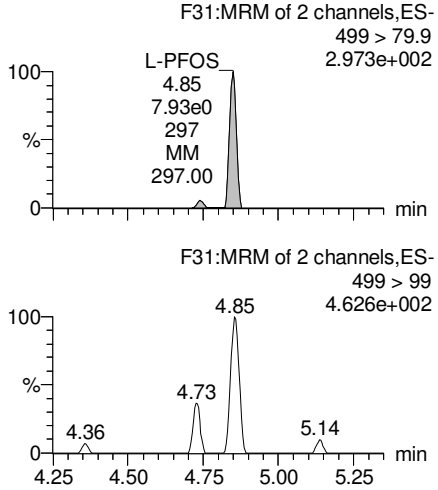

PFDA

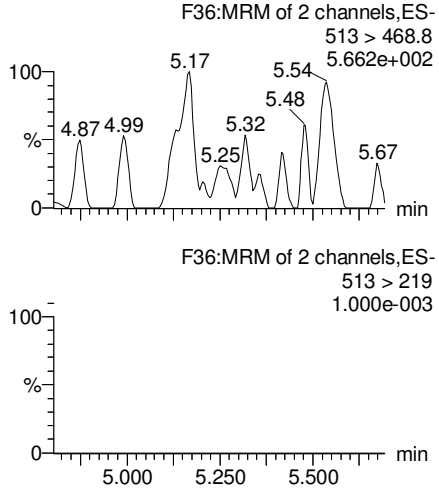

13C2-PFOA

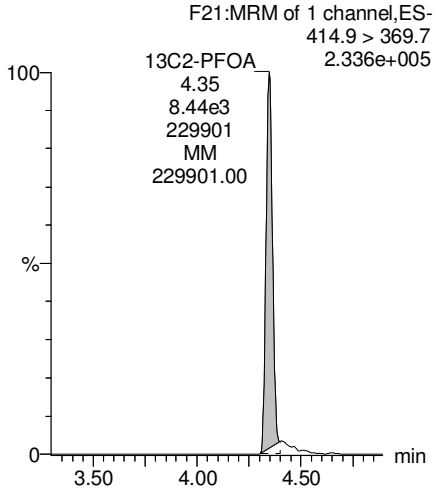

13C5-PFNA

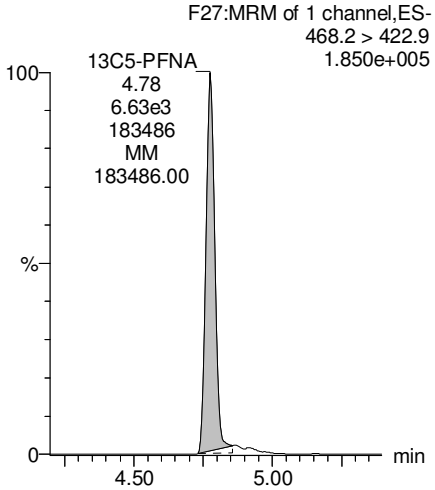

13C8-PFOS

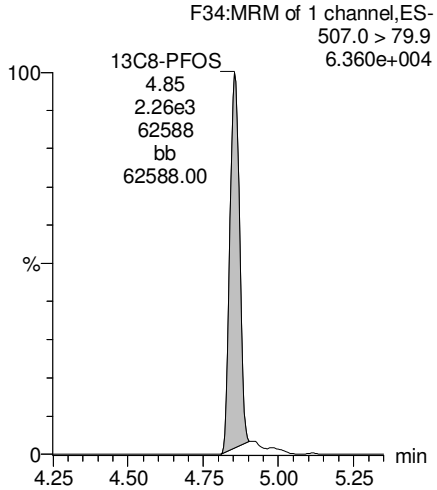

13C2-PFDA

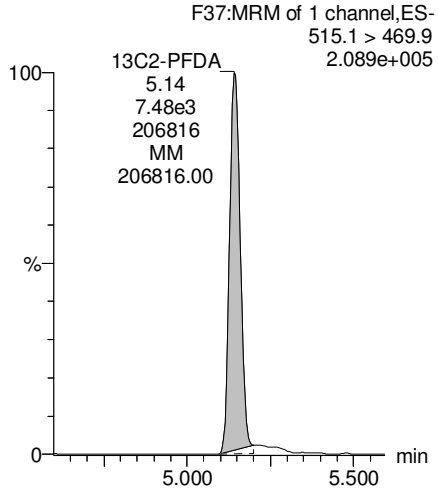

KBF 2/27/2018

Dataset: Z:\Projects\PFAS.PRO\Results\180224M1\180224M1-34.qld

Last Altered: Tuesday, February 27, 2018 14:22:27 Pacific Standard Time
Printed: Tuesday, February 27, 2018 15:51:29 Pacific Standard Time

Name: 180224M1_34, Date: 24-Feb-2018, Time: 18:43:26, ID: 1800342-13 WI-AF-MW-N2-8-0218 0.12041, Description: WI-AF-MW-N2-8-0218

PFUdA

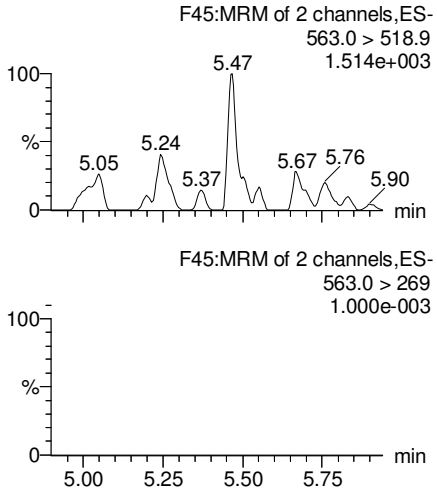

N-MeFOSAA

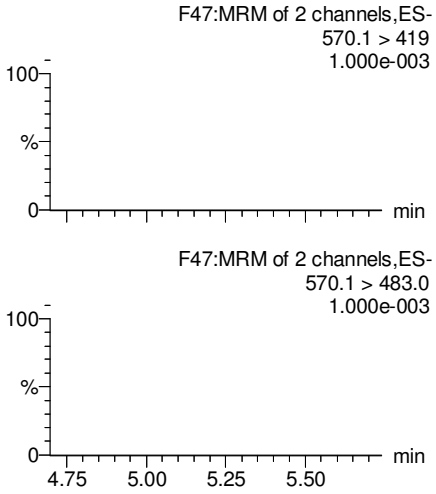

N-EtFOSAA

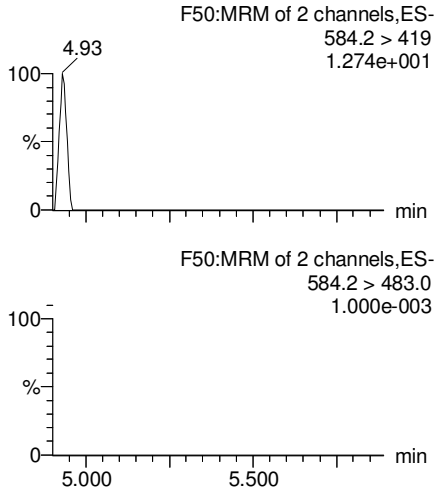

PFDoA

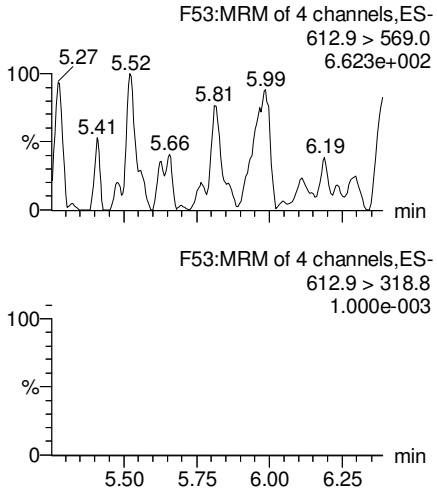

13C2-PFUdA

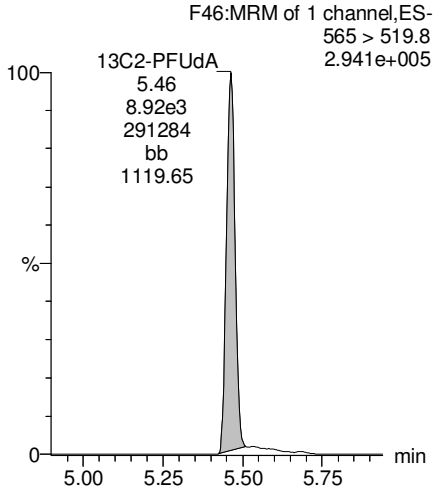

d3-N-MeFOSAA

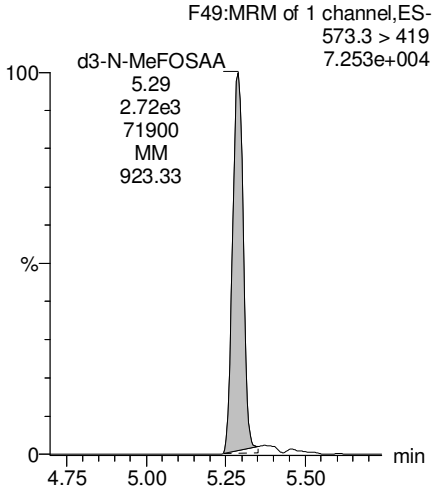

d5-N-EtFOSAA

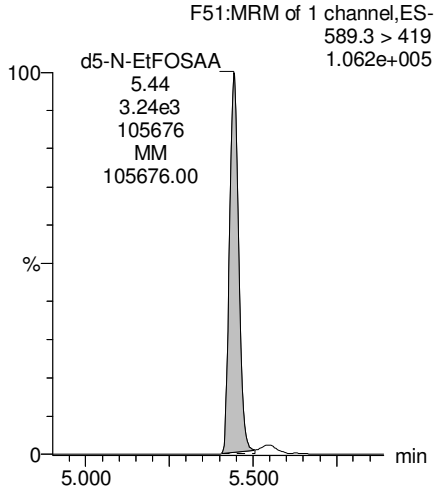

13C2-PFDoA

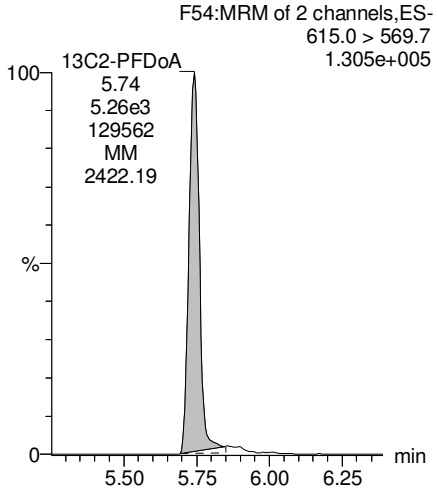

KBF 2/27/2018

Dataset: Z:\Projects\PFAS.PRO\Results\180224M1\180224M1-34.qld

Last Altered: Tuesday, February 27, 2018 14:22:27 Pacific Standard Time
Printed: Tuesday, February 27, 2018 15:51:29 Pacific Standard Time

Name: 180224M1_34, Date: 24-Feb-2018, Time: 18:43:26, ID: 1800342-13 WI-AF-MW-N2-8-0218 0.12041, Description: WI-AF-MW-N2-8-0218

PFTrDA

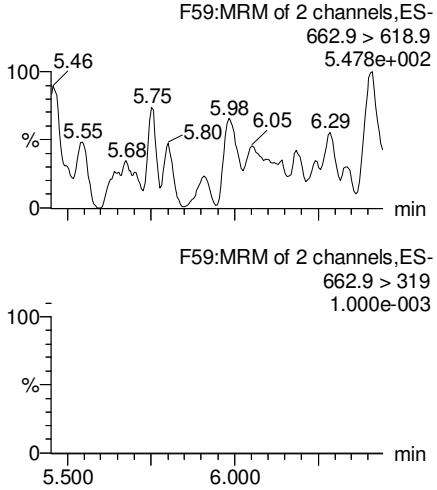

PFTeDA

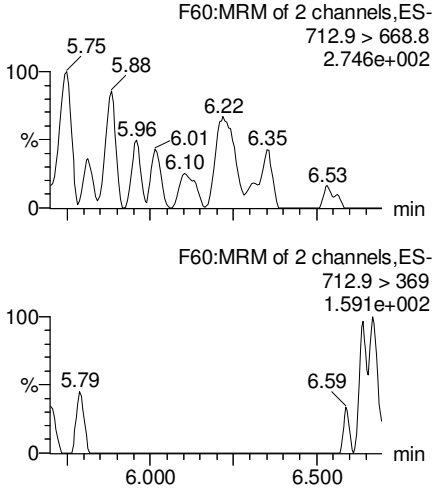

TCDA

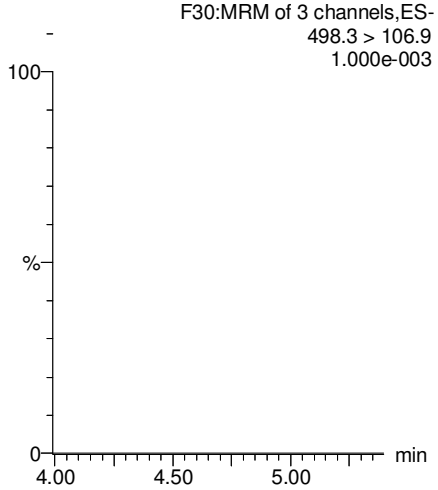

13C5-PFHxA

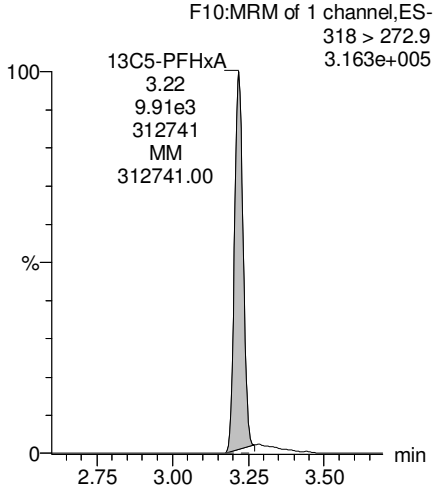

13C2-PFDoA

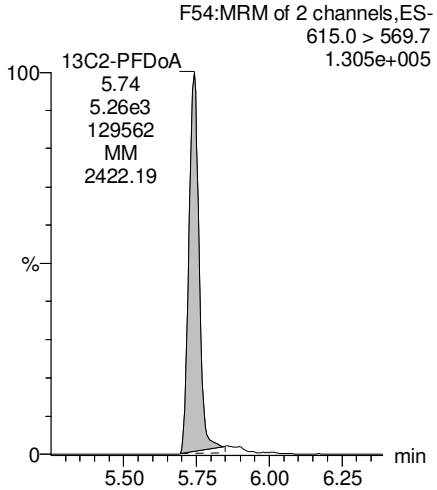

13C2-PFTeDA

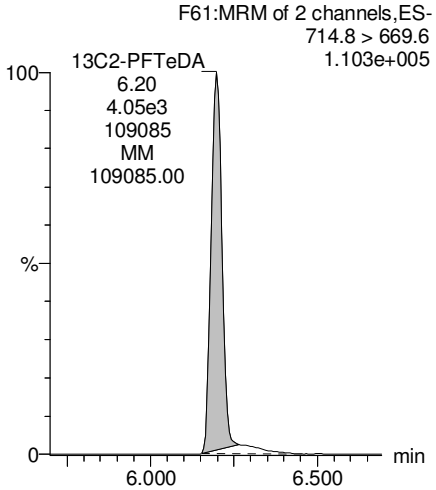

13C8-PFOS

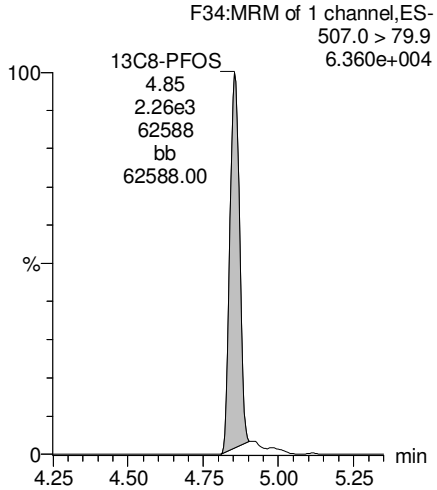

13C8-PFOA

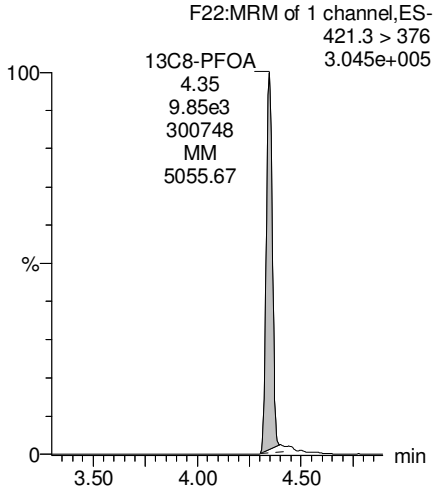

KBF 2/27/2018

Dataset: Z:\Projects\PFAS.PRO\Results\180224M1\180224M1-34.qld

Last Altered: Tuesday, February 27, 2018 14:22:27 Pacific Standard Time
Printed: Tuesday, February 27, 2018 15:51:29 Pacific Standard Time

Name: 180224M1_34, Date: 24-Feb-2018, Time: 18:43:26, ID: 1800342-13 WI-AF-MW-N2-8-0218 0.12041, Description: WI-AF-MW-N2-8-0218

13C3-PFHxS

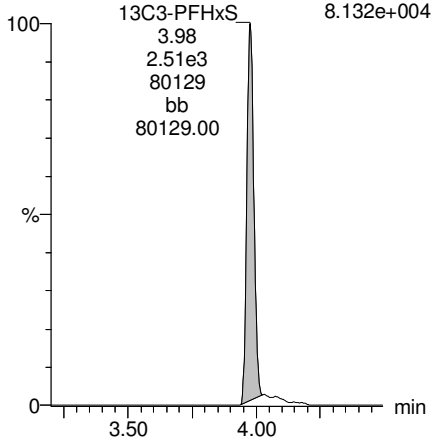

13C9-PFNA

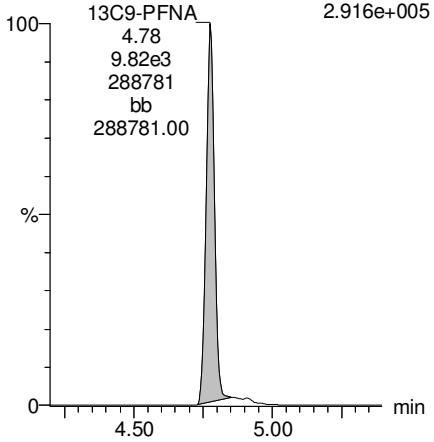

13C4-PFOS

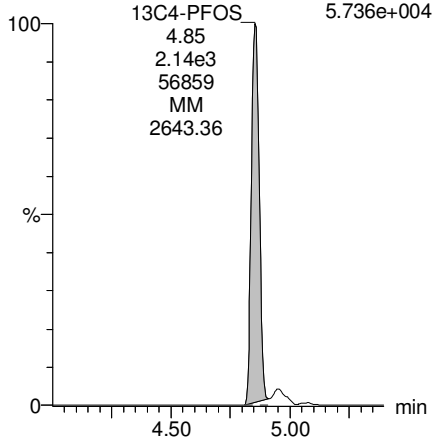

13C6-PFDA

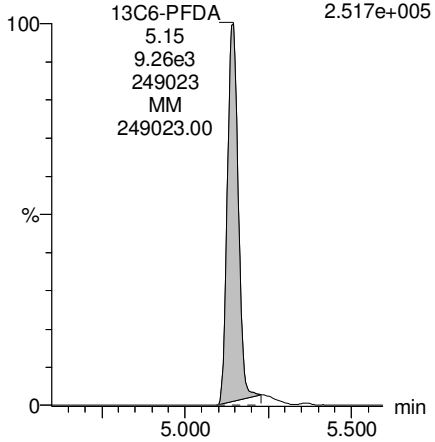

13C7-PFUdA

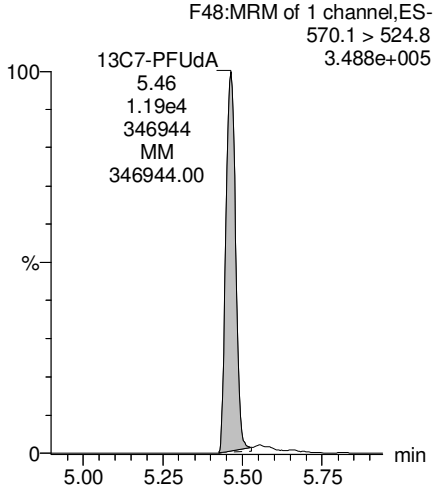

KBF 2/27/2018

Vista Analytical Laboratory

rev: ANP 3/9/2018

Dataset: Z:\Projects\PFAS.PRO\Results\180224M1\180224M1-35.qld

Last Altered: Tuesday, February 27, 2018 16:02:01 Pacific Standard Time
Printed: Tuesday, February 27, 2018 16:04:00 Pacific Standard Time

Method: Z:\Projects\PFAS.PRO\MethDB\PFAS_FULL_80C_022318.mdb 26 Feb 2018 09:30:45
Calibration: Z:\Projects\PFAS.PRO\CurveDB\C18_VAL-PFAS_Q4_02-23-18-FULL.cdb 24 Feb 2018 15:27:24

Name: 180224M1_35, Date: 24-Feb-2018, Time: 18:54:56, ID: 1800342-14 WI-AF-MW-201-0218 0.11911, Description: WI-AF-MW-201-0218

	#	Name	Trace	Area	IS Area	Wt./Vol.	RRF	Pred.RT	RT	y Axis Resp.	Conc.	%Rec	
1	3	PFBS	299.0 > 79.7	4.31e4	1.21e3	0.119		2.60	2.71	444	2088.9058		
2	5	PFHxA	313.2 > 268.9	7.06e5	2.46e3	0.119		3.19	3.20	1430	8303.5915		E
3	7	PFHpA	363.0 > 318.9	1.70e5	5.68e3	0.119		3.81	3.82	375	2396.0964		
4	8	L-PFHxS	398.9 > 79.6	2.48e5	5.96e2	0.119		4.17	3.96	5190	23556.5771		E
5	11	L-PFOA	413 > 368.7	2.52e5	9.81e3	0.119		4.40	4.33	321	2711.2946		
6	14	PFNA	463.0 > 418.8	6.49e3	7.84e3	0.119		4.76	4.77	10.4	69.0286		
7	16	L-PFOS	499 > 79.9	4.10e5	1.35e3	0.119		4.95	4.85	3790	22519.9669		E
8	18	PFDA	513 > 468.8	3.75e2	6.97e3	0.119		5.14	5.14	0.672	4.4071		
9	21	N-MeFOSAA	570.1 > 419		2.85e3	0.119		5.29					
10	22	N-EtFOSAA	584.2 > 419		3.35e3	0.119		5.45					
11	23	PFUdA	563.0 > 518.9		8.31e3	0.119		5.46					

KBF 2/27/2018

Vista Analytical Laboratory

rev: ANP 3/9/2018

Dataset: Z:\Projects\PFAS.PRO\Results\180224M1\180224M1-35.qld

Last Altered: Tuesday, February 27, 2018 16:02:01 Pacific Standard Time
Printed: Tuesday, February 27, 2018 16:04:13 Pacific Standard Time

Method: Z:\Projects\PFAS.PRO\MethDB\PFAS_FULL_80C_022318.mdb 26 Feb 2018 09:30:45
Calibration: Z:\Projects\PFAS.PRO\CurveDB\C18_VAL-PFAS_Q4_02-23-18-FULL.cdb 24 Feb 2018 15:27:24

Name: 180224M1_35, Date: 24-Feb-2018, Time: 18:54:56, ID: 1800342-14 WI-AF-MW-201-0218 0.11911, Description: WI-AF-MW-201-0218

	#	Name	Trace	Area	IS Area	Wt./Vol.	RRF	Pred.RT	RT	y Axis Resp.	Conc.	%Rec	
1	25	PFDoA	612.9 > 569.0		6.85e3	0.119		5.74					
2	27	PFTrDA	662.9 > 618.9		6.85e3	0.119		5.98					
3	28	PFTeDA	712.9 > 668.8		4.20e3	0.119		6.20					
4	36	13C3-PFBS	302. > 98.8	1.21e3	8.58e3	0.119	0.116	2.69	2.71	1.77	127.7967	121.8	
5	37	13C2-PFHxA	315 > 269.8	2.46e3	8.58e3	0.119	0.732	3.19	3.20	3.59	41.1302	98.0	
6	38	13C4-PFHpA	367.2 > 321.8	5.68e3	8.58e3	0.119	0.717	3.81	3.82	8.28	96.9224	92.4	
7	39	18O2-PFHxS	403.0 > 102.6	5.96e2	1.54e3	0.119	0.368	3.96	3.96	4.84	110.4594	105.3	
8	40	13C2-PFOA	414.9 > 369.7	9.81e3	9.27e3	0.119	1.311	4.33	4.33	13.2	84.6446	80.7	
9	41	13C5-PFNA	468.2 > 422.9	7.84e3	1.13e4	0.119	0.974	4.76	4.77	8.66	74.6408	71.1	
10	42	13C8-PFOSA	506.1 > 77.7	1.24e3	1.40e4	0.119	0.187	4.83	4.83	1.11	49.5770	47.2	
11	43	13C8-PFOS	507.0 > 79.9	1.35e3	1.64e3	0.119	1.075	4.84	4.85	10.3	80.3677	76.6	
12	44	13C2-PFDA	515.1 > 469.9	6.97e3	9.55e3	0.119	1.019	5.14	5.14	9.13	75.2226	71.7	
13	45	d3-N-MeFOSAA	573.3 > 419	2.85e3	1.40e4	0.119	0.325	5.29	5.29	2.54	65.6624	62.6	
14	46	d5-N-EtFOSAA	589.3 > 419	3.35e3	1.40e4	0.119	0.345	5.45	5.45	2.99	72.7004	69.3	
15	47	13C2-PFUdA	565 > 519.8	8.31e3	1.40e4	0.119	1.071	5.46	5.47	7.42	58.1298	55.4	
16	48	13C2-PFDoA	615.0 > 569.7	6.85e3	1.40e4	0.119	0.995	5.74	5.75	6.11	51.5722	49.1	H
17	49	d3-N-MeFOSA	515.2 > 168.9		1.40e4	0.119	0.090	5.84					
18	50	13C2-PFTeDA	714.8 > 669.6	4.20e3	1.40e4	0.119	0.551	6.20	6.21	3.75	57.0887	54.4	
19	51	d5-N-ETFOSA	531.1 > 168.9		1.40e4	0.119	0.127	6.22					
20	52	13C2-PFHxDA	815 > 769.7	3.07e3	1.40e4	0.119	0.752	6.51	6.52	2.74	30.6125	72.9	
21	53	d7-N-MeFOSE	623.1 > 58.9		1.40e4	0.119	0.098	6.31					
22	54	d9-N-EtFOSE	639.2 > 58.8		1.40e4	0.119	0.086	6.45					
23	55	13C4-PFBA	217. > 171.8	8.91e3	8.91e3	0.119	1.000	1.46	1.48	12.5	104.9450	100.0	
24	56	13C5-PFHxA	318 > 272.9	8.58e3	8.58e3	0.119	1.000	3.19	3.20	12.5	104.9450	100.0	
25	57	13C3-PFHxS	401.9 > 79.9	1.54e3	1.54e3	0.119	1.000	3.96	3.96	12.5	104.9450	100.0	
26	58	13C8-PFOA	421.3 > 376	9.27e3	9.27e3	0.119	1.000	4.33	4.33	12.5	104.9450	100.0	
27	59	13C9-PFNA	472.2 > 426.9	1.13e4	1.13e4	0.119	1.000	4.70	4.77	12.5	104.9450	100.0	
28	60	13C4-PFOS	503 > 79.9	1.64e3	1.64e3	0.119	1.000	4.84	4.85	12.5	104.9450	100.0	
29	61	13C6-PFDA	519.1 > 473.7	9.55e3	9.55e3	0.119	1.000	5.14	5.14	12.5	104.9450	100.0	
30	62	13C7-PFUdA	570.1 > 524.8	1.40e4	1.40e4	0.119	1.000	5.46	5.46	12.5	104.9450	100.0	
31	63	Total PFHxS	398.9 > 79.6	2.48e5	5.96e2	0.119		3.85		5190	23556.5771		
32	64	Total PFOA	413 > 368.7	2.80e5	9.81e3	0.119		4.21		356	3012.1696		

KBF 2/27/2018

Vista Analytical Laboratory

rev: ANP 3/9/2018

Dataset: Z:\Projects\PFAS.PRO\Results\180224M1\180224M1-35.qld

Last Altered: Tuesday, February 27, 2018 16:02:01 Pacific Standard Time
Printed: Tuesday, February 27, 2018 16:04:13 Pacific Standard Time

Name: 180224M1_35, Date: 24-Feb-2018, Time: 18:54:56, ID: 1800342-14 WI-AF-MW-201-0218 0.11911, Description: WI-AF-MW-201-0218

	#	Name	Trace	Area	IS Area	Wt./Vol.	RRF	Pred.RT	RT	y Axis Resp.	Conc.	%Rec
33	65	Total PFOS	499 > 79.9	4.10e5	1.35e3	0.119		4.73		3790	22519.9669	
34	66	Total N-MeFOSAA	570.1 > 419	0.00e0	2.85e3	0.119		5.29		0.000		
35	67	Total N-EtFOSAA	584.2 > 419	0.00e0	3.35e3	0.119		5.45		0.000		

KBF 2/27/2018

Vista Analytical Laboratory

rev: ANP 3/9/2018

Dataset: Z:\Projects\PFAS.PRO\Results\180224M1\180224M1-35.qld

Last Altered: Tuesday, February 27, 2018 16:02:01 Pacific Standard Time
Printed: Tuesday, February 27, 2018 16:04:13 Pacific Standard Time

Method: Z:\Projects\PFAS.PRO\MethDB\PFAS_FULL_80C_022318.mdb 26 Feb 2018 09:30:45
Calibration: Z:\Projects\PFAS.PRO\CurveDB\C18_VAL-PFAS_Q4_02-23-18-FULL.cdb 24 Feb 2018 15:27:24

Name: 180224M1_35, Date: 24-Feb-2018, Time: 18:54:56, ID: 1800342-14 WI-AF-MW-201-0218 0.11911, Description: WI-AF-MW-201-0218

PFBS

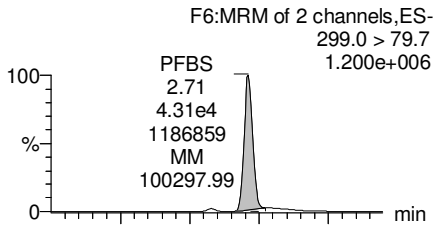

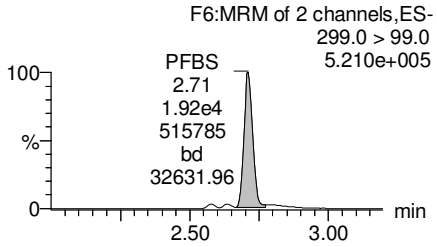

PFHxA

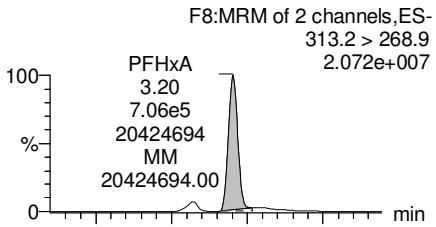

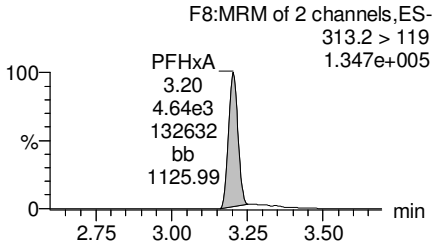

PFHpA

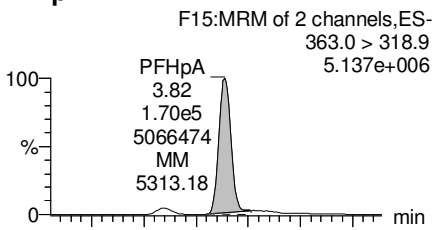

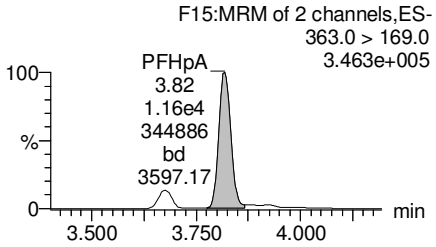

Total PFHxS

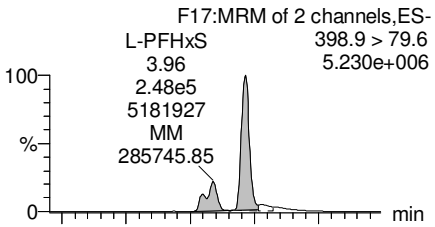

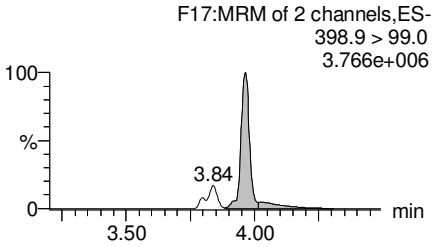

13C3-PFBS

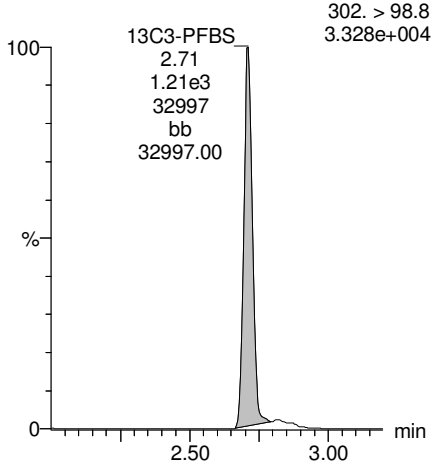

13C2-PFHxA

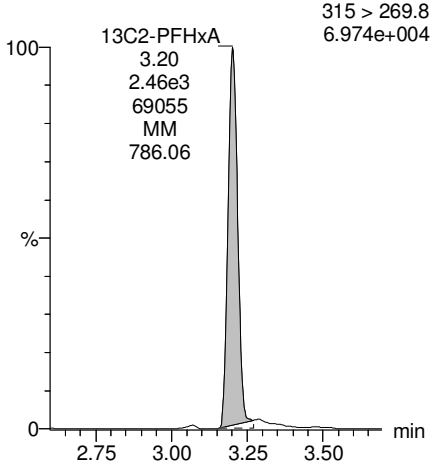

13C4-PFHpA

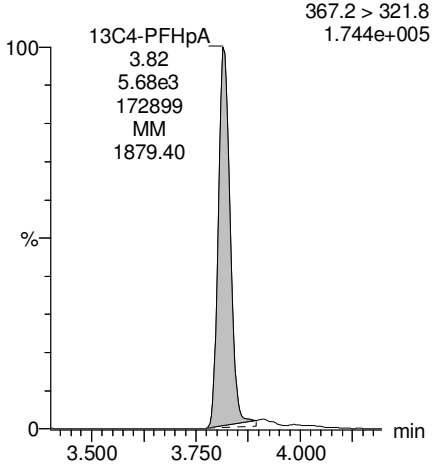

18O2-PFHxS

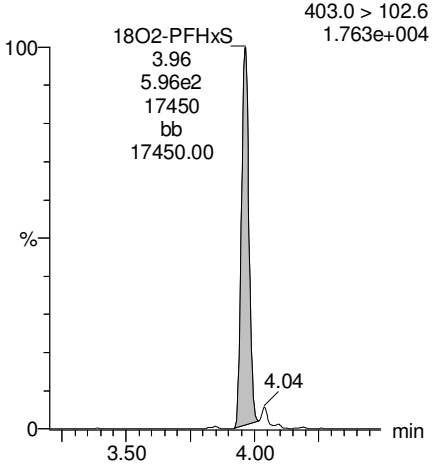

KBF 2/27/2018

Dataset: Z:\Projects\PFAS.PRO\Results\180224M1\180224M1-35.qld

Last Altered: Tuesday, February 27, 2018 16:02:01 Pacific Standard Time
Printed: Tuesday, February 27, 2018 16:04:13 Pacific Standard Time

Name: 180224M1_35, Date: 24-Feb-2018, Time: 18:54:56, ID: 1800342-14 WI-AF-MW-201-0218 0.11911, Description: WI-AF-MW-201-0218

Total PFOA

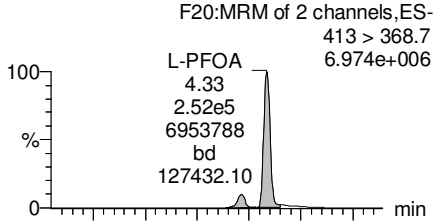

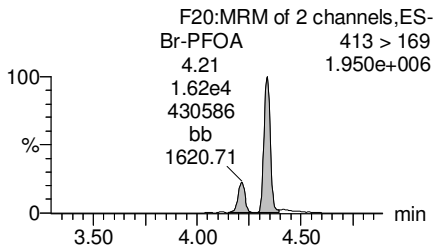

PFNA

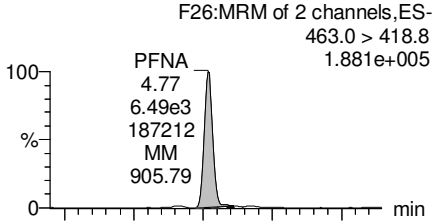

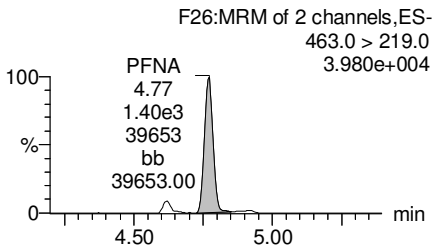

Total PFOS

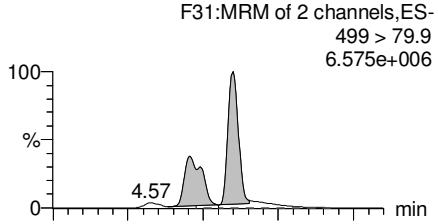

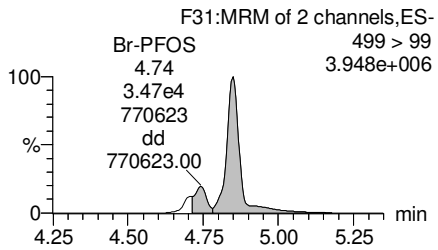

PFDA

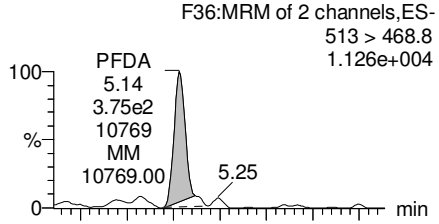

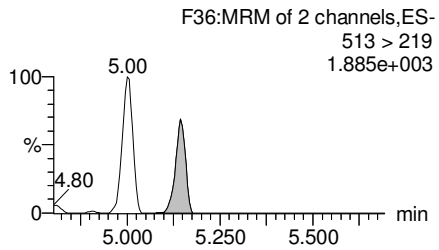

13C2-PFOA

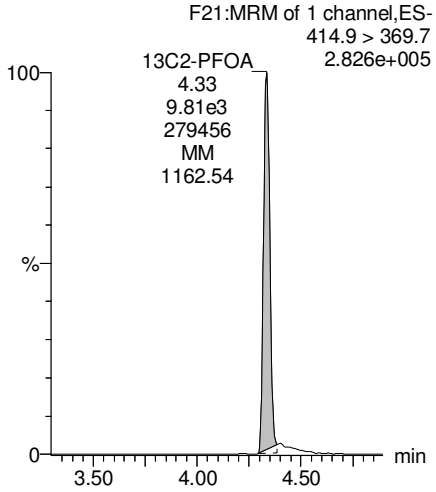

13C5-PFNA

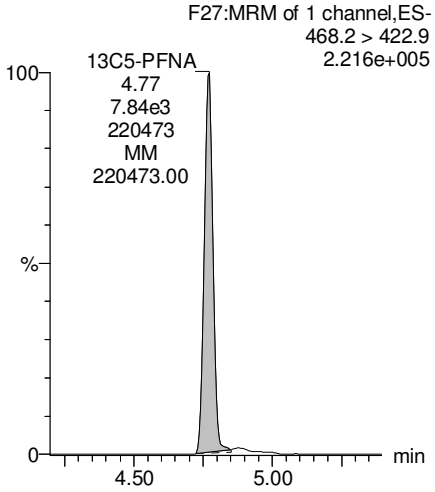

13C8-PFOS

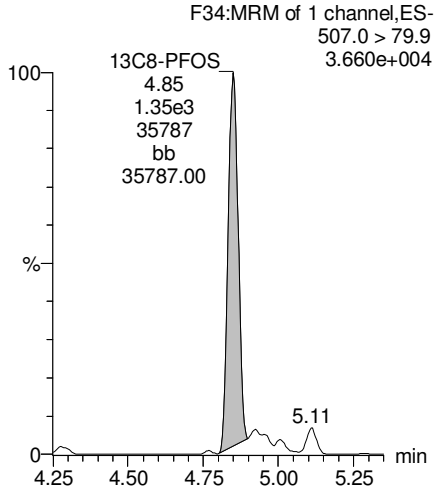

13C2-PFDA

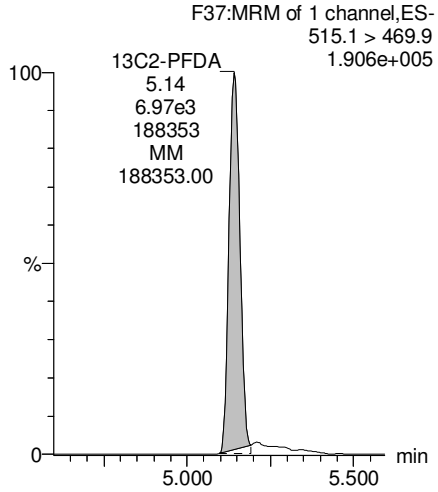

KBF 2/27/2018

Dataset: Z:\Projects\PFAS.PRO\Results\180224M1\180224M1-35.qld

Last Altered: Tuesday, February 27, 2018 16:02:01 Pacific Standard Time
Printed: Tuesday, February 27, 2018 16:04:13 Pacific Standard Time

Name: 180224M1_35, Date: 24-Feb-2018, Time: 18:54:56, ID: 1800342-14 WI-AF-MW-201-0218 0.11911, Description: WI-AF-MW-201-0218

PFUdA

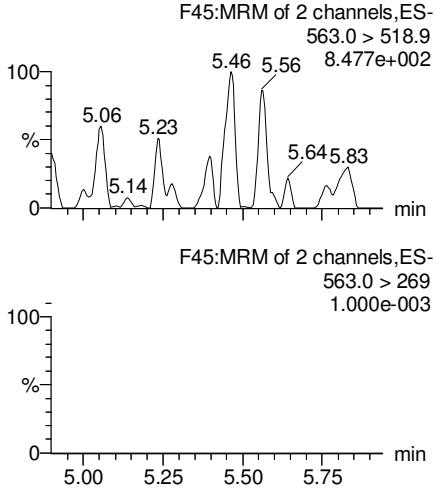

N-MeFOSAA

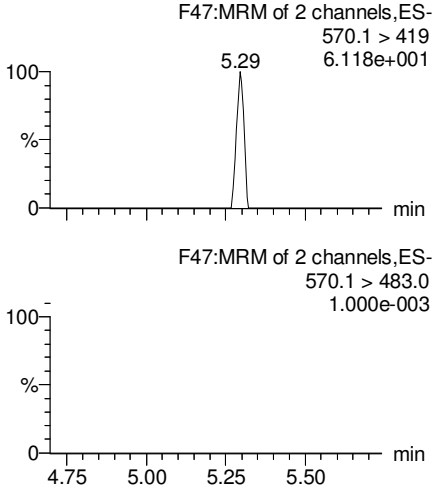

N-EtFOSAA

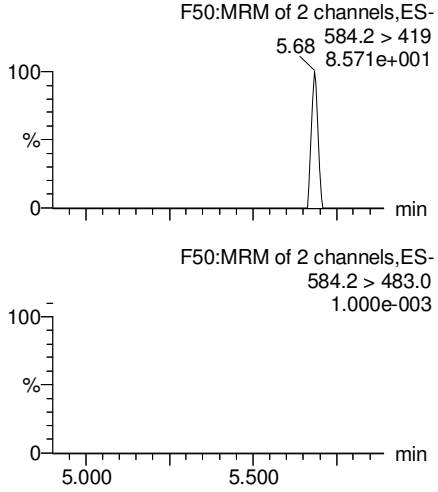

PFDoA

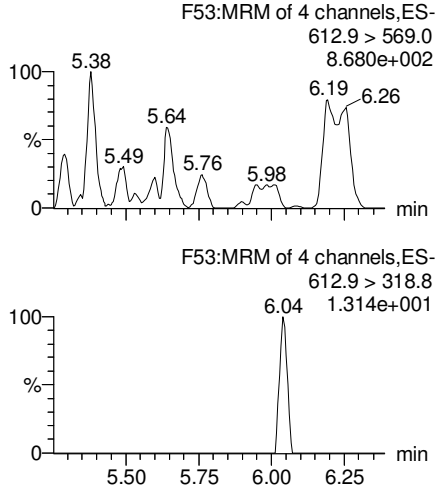

13C2-PFUdA

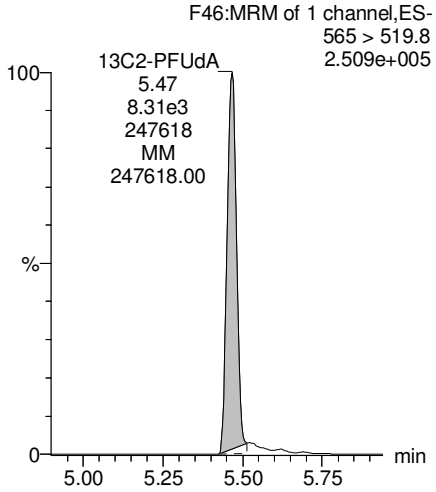

d3-N-MeFOSAA

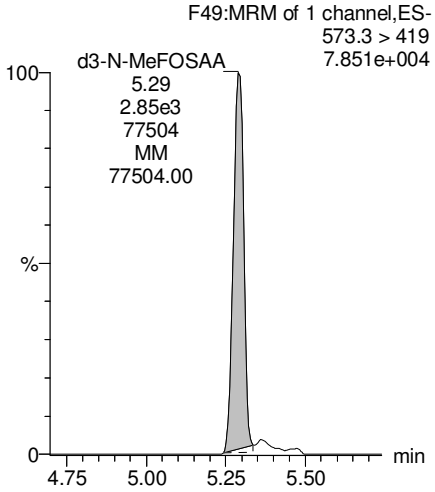

d5-N-EtFOSAA

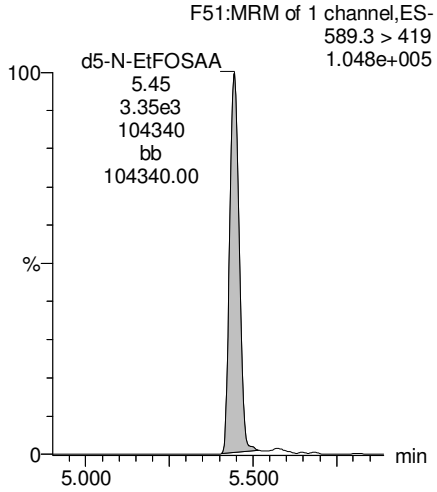

13C2-PFDoA

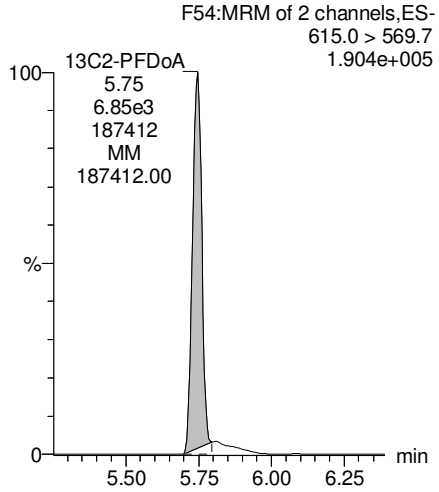

KBF 2/27/2018

Dataset: Z:\Projects\PFAS.PRO\Results\180224M1\180224M1-35.qld

Last Altered: Tuesday, February 27, 2018 16:02:01 Pacific Standard Time
Printed: Tuesday, February 27, 2018 16:04:13 Pacific Standard Time

Name: 180224M1_35, Date: 24-Feb-2018, Time: 18:54:56, ID: 1800342-14 WI-AF-MW-201-0218 0.11911, Description: WI-AF-MW-201-0218

PFTrDA

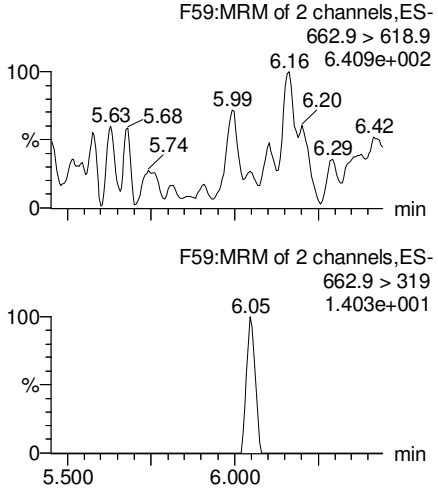

PFTeDA

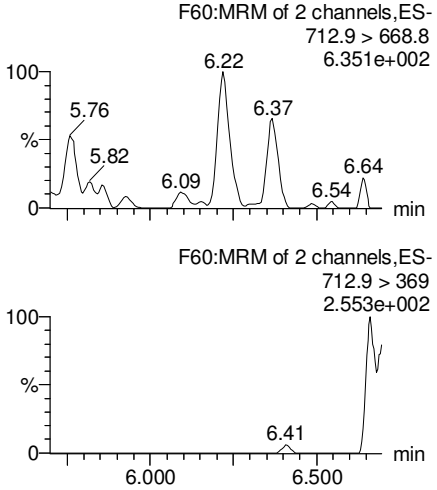

TCDA

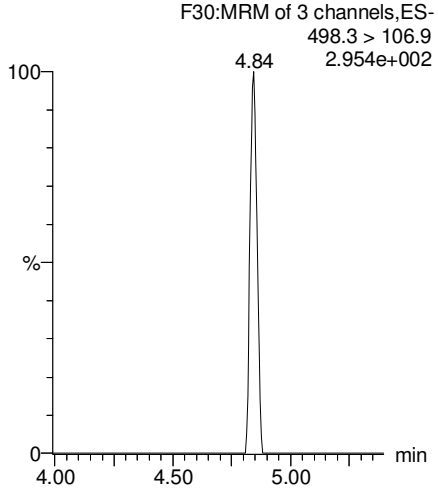

13C5-PFHxA

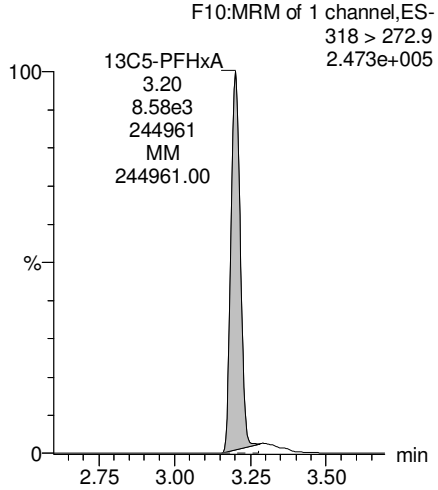

13C2-PFDoA

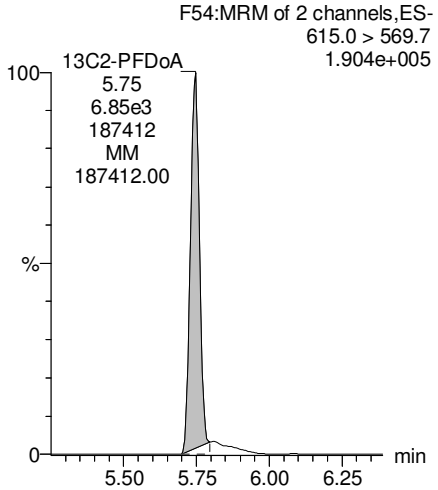

13C2-PFTeDA

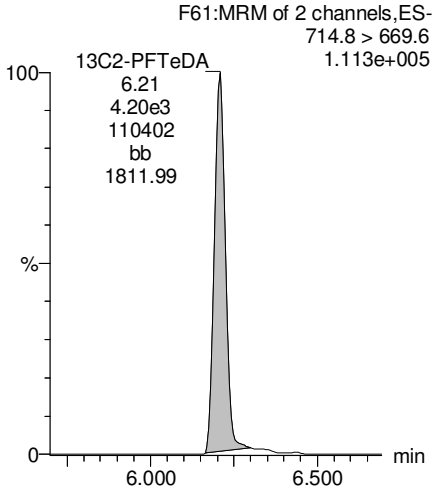

13C8-PFOS

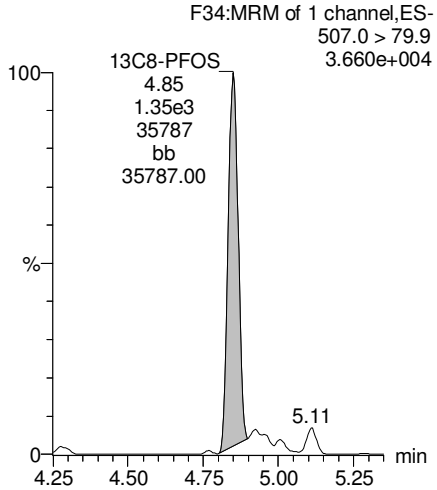

13C8-PFOA

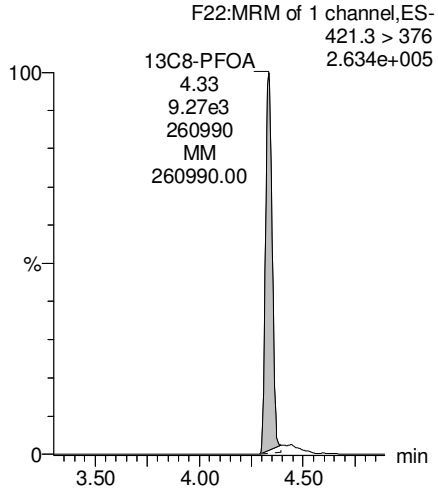

KBF 2/27/2018

Dataset: Z:\Projects\PFAS.PRO\Results\180224M1\180224M1-35.qld

Last Altered: Tuesday, February 27, 2018 16:02:01 Pacific Standard Time
Printed: Tuesday, February 27, 2018 16:04:13 Pacific Standard Time

Name: 180224M1_35, Date: 24-Feb-2018, Time: 18:54:56, ID: 1800342-14 WI-AF-MW-201-0218 0.11911, Description: WI-AF-MW-201-0218

13C3-PFHxS

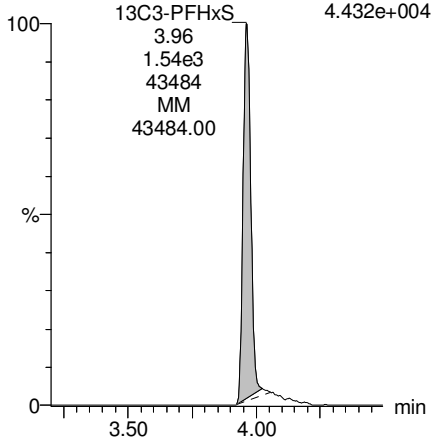

13C9-PFNA

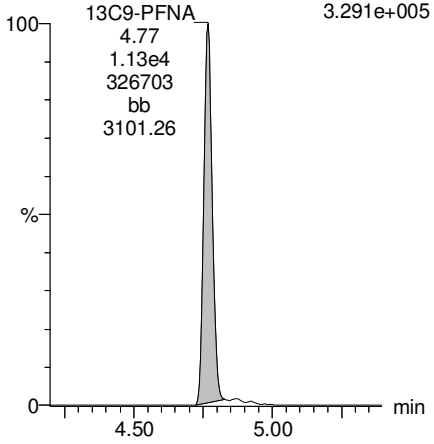

13C4-PFOS

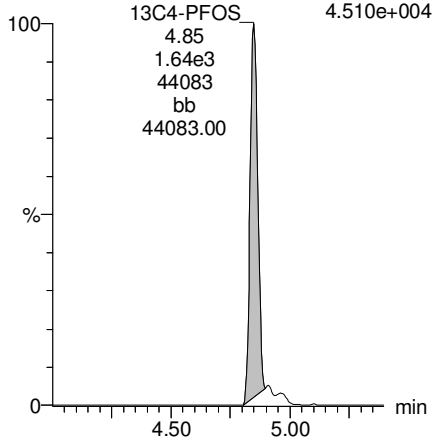

13C6-PFDA

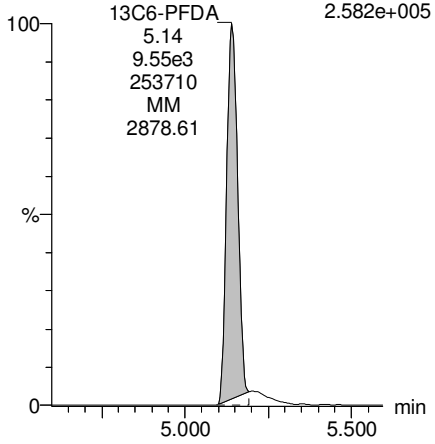

13C7-PFUdA

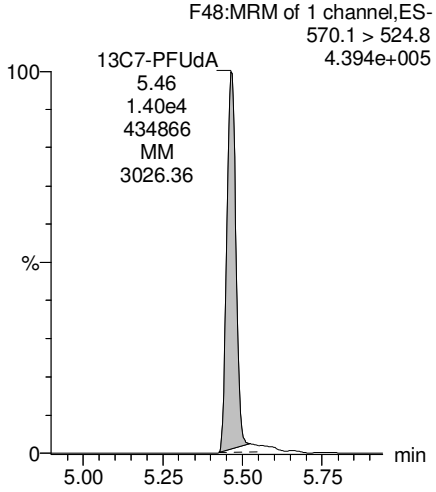

KBF 2/27/2018

Vista Analytical Laboratory

Dataset: Z:\Projects\PFAS.PRO\Results\180228M1\180228M1-16.qld

Last Altered: Monday, March 12, 2018 09:27:07 Pacific Daylight Time
Printed: Monday, March 12, 2018 09:28:45 Pacific Daylight Time

Reviewed: CT 3/12/2018

* REPORTED IN ug/L

Method: Z:\Projects\PFAS.PRO\MethDB\PFAS_FULL_80C_022718.mdb 28 Feb 2018 13:19:45
Calibration: Z:\Projects\PFAS.PRO\CurveDB\C18_VAL-PFAS_Q4_02-28-18-FULL.cdb 01 Mar 2018 12:54:21

Name: 180228M1_16, Date: 28-Feb-2018, Time: 23:25:29, ID: 1800342-14@10X WI-AF-MW-201-0218 0.11911, Description: WI-AF-MW-201-0218

	#	Name	Trace	Area	IS Area	Wt./Vol.	RRF	Pred.RT	RT	y Axis Resp.	Conc. *	%Rec
1	5	PFHxA	313.2 > 268.9	8.77e4	2.70e2	0.119		3.19	3.20	1.63	8.6665	
2	8	L-PFHxS	398.9 > 79.6	3.57e4	1.17e2	0.119		4.17	3.96	3.82	17.0277	
3	16	L-PFOS	499 > 79.9	5.92e4	2.58e2	0.119		4.90	4.86	2.86	23.5264	
4	37	13C2-PFHxA	315 > 269.8	2.70e2	9.62e2	0.119	0.712	3.19	3.20	0.00350	0.0413	98.5
5	38	13C4-PFHpA	367.2 > 321.8	5.64e2	9.62e2	0.119	0.678	3.81	3.81	0.00733	0.0908	86.5
6	39	18O2-PFHxS	403.0 > 102.6	1.17e2	2.10e2	0.119	0.392	3.96	3.96	0.00694	0.1485	141.5
7	40	13C2-PFOA	414.9 > 369.7	9.66e2	8.38e2	0.119	1.308	4.33	4.34	0.0144	0.0925	88.2
8	41	13C5-PFNA	468.2 > 422.9	7.07e2	9.01e2	0.119	0.976	4.76	4.78	0.00981	0.0843	80.4
9	42	13C8-PFOSA	506.1 > 77.7	1.72e2	1.10e3	0.119	0.254	4.83	4.84	0.00195	0.0645	61.4
10	43	13C8-PFOS	507.0 > 79.9	2.58e2	3.01e2	0.119	1.040	4.84	4.86	0.0107	0.0867	82.6
11	44	13C2-PFDA	515.1 > 469.9	7.73e2	1.09e3	0.119	0.967	5.14	5.15	0.00889	0.0772	73.6
12	45	d3-N-MeFOSAA	573.3 > 419	2.06e2	1.10e3	0.119	0.381	5.29	5.30	0.00233	0.0514	48.9
13	46	d5-N-EtFOSAA	589.3 > 419	3.27e2	1.10e3	0.119	0.399	5.45	5.46	0.00371	0.0781	74.4
14	47	13C2-PFUdA	565 > 519.8	8.15e2	1.10e3	0.119	0.985	5.46	5.48	0.00924	0.0788	75.1
15	48	13C2-PFDoA	615.0 > 569.7	8.47e2	1.10e3	0.119	0.813	5.74	5.76	0.00960	0.0992	94.5
16	49	d3-N-MeFOSA	515.2 > 168.9		1.10e3	0.119	0.124	5.84				
17	50	13C2-PFTeDA	714.8 > 669.6	3.19e2	1.10e3	0.119	0.379	6.20	6.23	0.00362	0.0802	76.4
18	51	d5-N-ETFOSA	531.1 > 168.9		1.10e3	0.119	0.189	6.22				
19	52	13C2-PFHxDA	815 > 769.7	2.45e2	1.10e3	0.119	0.703	6.51	6.56	0.00278	0.0332	79.0
20	53	d7-N-MeFOSE	623.1 > 58.9		1.10e3	0.119	0.157	6.31				
21	54	d9-N-EtFOSE	639.2 > 58.8		1.10e3	0.119	0.146	6.45				
22	55	13C4-PFBA	217. > 171.8	7.53e2	7.53e2	0.119	1.000	1.46	1.46	0.0125	0.1049	100.0
23	56	13C5-PFHxA	318 > 272.9	9.62e2	9.62e2	0.119	1.000	3.19	3.20	0.0125	0.1049	100.0
24	57	13C3-PFHxS	401.9 > 79.9	2.10e2	2.10e2	0.119	1.000	3.96	3.96	0.0125	0.1049	100.0
25	58	13C8-PFOA	421.3 > 376	8.38e2	8.38e2	0.119	1.000	4.33	4.34	0.0125	0.1049	100.0
26	59	13C9-PFNA	472.2 > 426.9	9.01e2	9.01e2	0.119	1.000	4.70	4.78	0.0125	0.1049	100.0
27	60	13C4-PFOS	503 > 79.9	3.01e2	3.01e2	0.119	1.000	4.84	4.86	0.0125	0.1049	100.0
28	61	13C6-PFDA	519.1 > 473.7	1.09e3	1.09e3	0.119	1.000	5.14	5.15	0.0125	0.1049	100.0
29	62	13C7-PFUdA	570.1 > 524.8	1.10e3	1.10e3	0.119	1.000	5.46	5.47	0.0125	0.1049	100.0
30	63	Total PFHxS	398.9 > 79.6	3.57e4	1.17e2	0.119		3.85		3.82	17.0277	
31	64	Total PFOA	413 > 368.7	2.17e4	9.66e2	0.119		4.21		0.281	0.9786	
32	65	Total PFOS	499 > 79.9	5.92e4	2.58e2	0.119		4.73		2.86	23.5264	

MJT for AD 3/12/2018

Vista Analytical Laboratory

Dataset: Z:\Projects\PFAS.PRO\Results\180228M1\180228M1-16.qld

Last Altered: Monday, March 12, 2018 09:27:07 Pacific Daylight Time
Printed: Monday, March 12, 2018 09:28:45 Pacific Daylight Time

Reviewed: CT 3/12/2018

Name: 180228M1_16, Date: 28-Feb-2018, Time: 23:25:29, ID: 1800342-14@10X WI-AF-MW-201-0218 0.11911, Description: WI-AF-MW-201-0218

	#	Name	Trace	Area	IS Area	Wt./Vol.	RRF	Pred.RT	RT	y Axis Resp.	Conc.	%Rec
33	66	Total N-MeFOSAA	570.1 > 419	0.00e0	2.06e2	0.119		5.29		0.000		
34	67	Total N-EtFOSAA	584.2 > 419	0.00e0	3.27e2	0.119		5.45		0.000		

MJT for AD 3/12/2018

Vista Analytical Laboratory

Dataset: Z:\Projects\PFAS.PRO\Results\180228M1\180228M1-16.qld

Last Altered: Monday, March 12, 2018 09:27:07 Pacific Daylight Time
Printed: Monday, March 12, 2018 09:28:45 Pacific Daylight Time

Reviewed: CT 3/12/2018

Method: Z:\Projects\PFAS.PRO\MethDB\PFAS_FULL_80C_022718.mdb 28 Feb 2018 13:19:45
Calibration: Z:\Projects\PFAS.PRO\CurveDB\C18_VAL-PFAS_Q4_02-28-18-FULL.cdb 01 Mar 2018 12:54:21

Name: 180228M1_16, Date: 28-Feb-2018, Time: 23:25:29, ID: 1800342-14@10X WI-AF-MW-201-0218 0.11911, Description: WI-AF-MW-201-0218

PFBS

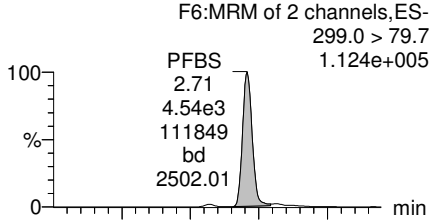

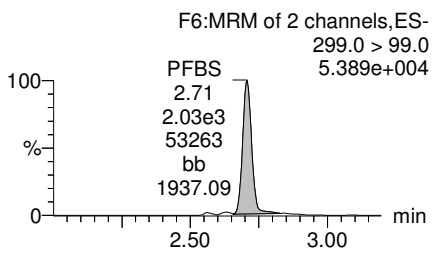

PFHxA

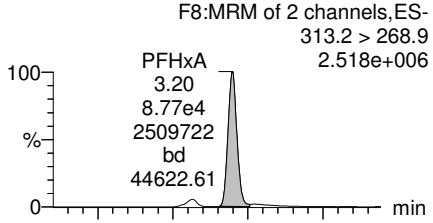

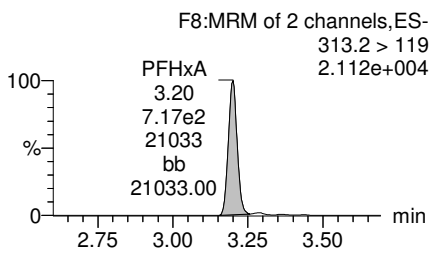

PFHpA

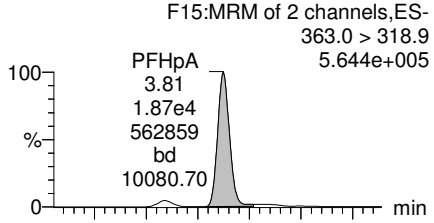

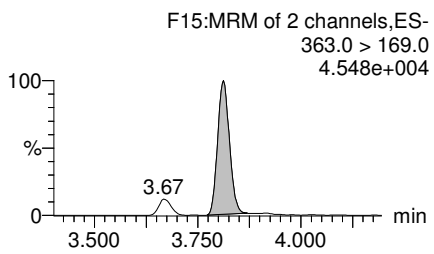

Total PFHxS

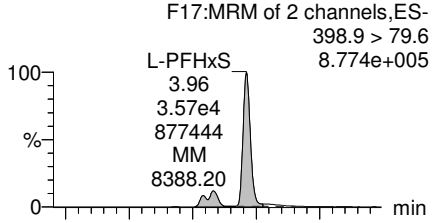

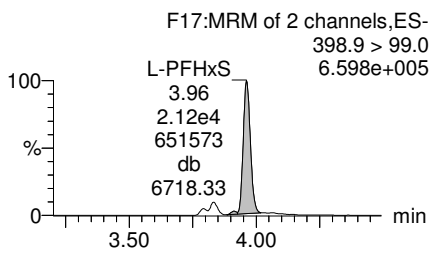

13C3-PFBS

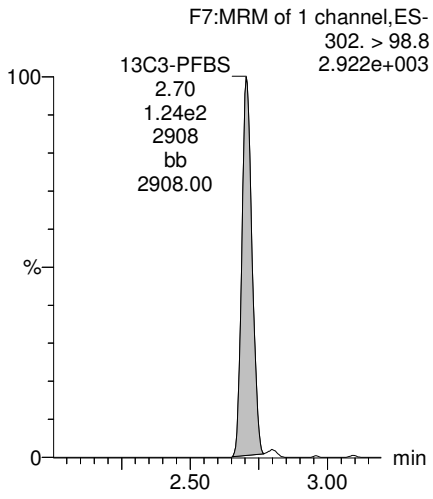

13C2-PFHxA

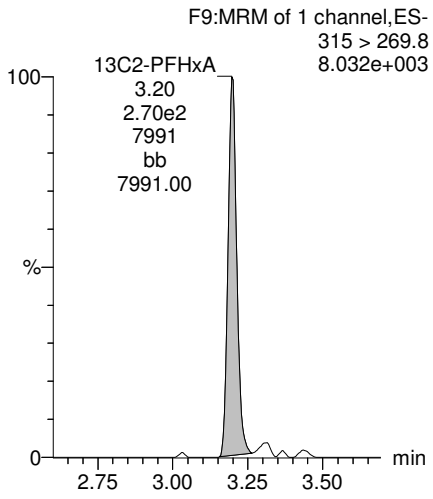

13C4-PFHpA

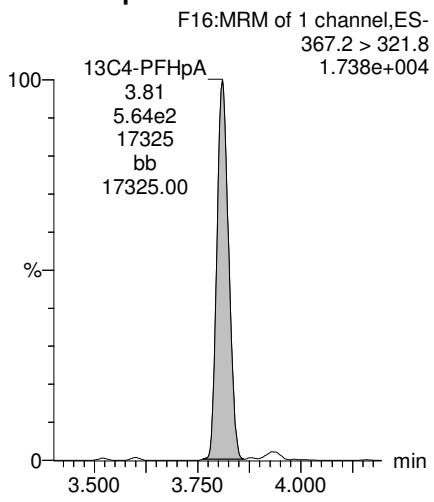

18O2-PFHxS

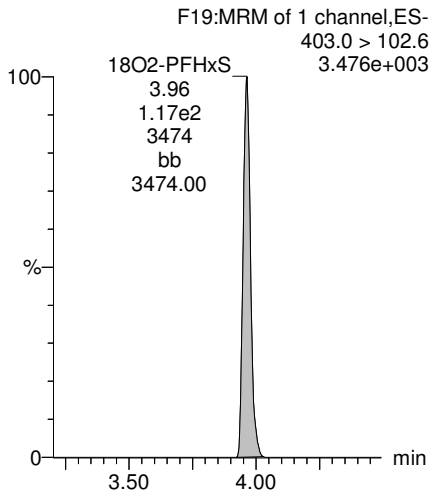

MJT for AD 3/12/2018

Vista Analytical Laboratory

Dataset: Z:\Projects\PFAS.PRO\Results\180228M1\180228M1-16.qld

Last Altered: Monday, March 12, 2018 09:27:07 Pacific Daylight Time
Printed: Monday, March 12, 2018 09:28:45 Pacific Daylight Time

Reviewed: CT 3/12/2018

Name: 180228M1_16, Date: 28-Feb-2018, Time: 23:25:29, ID: 1800342-14@10X WI-AF-MW-201-0218 0.11911, Description: WI-AF-MW-201-0218

Total PFOA

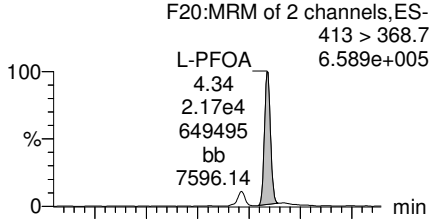

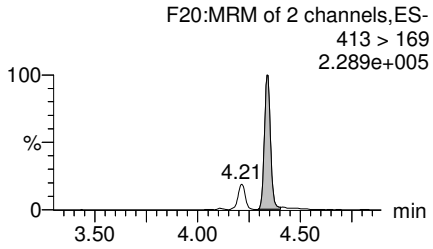

PFNA

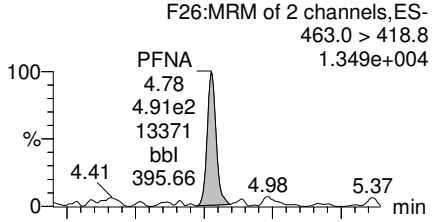

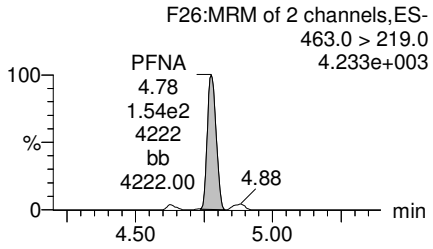

Total PFOS

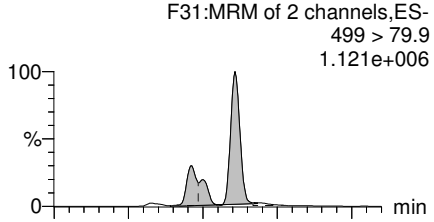

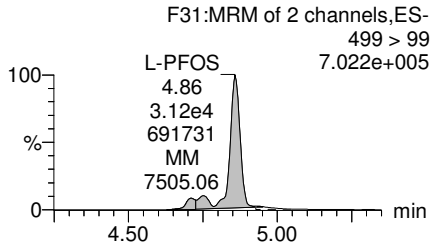

PFDA

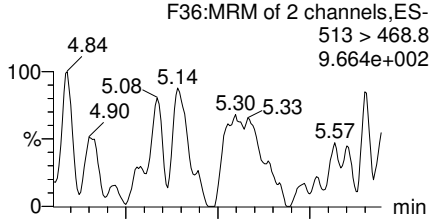

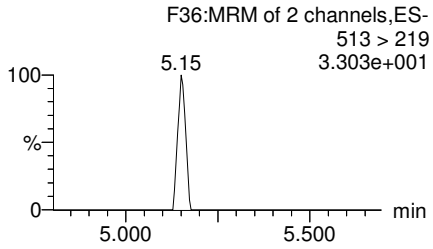

13C2-PFOA

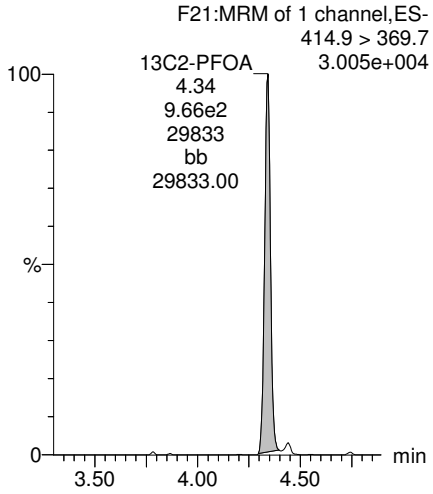

13C5-PFNA

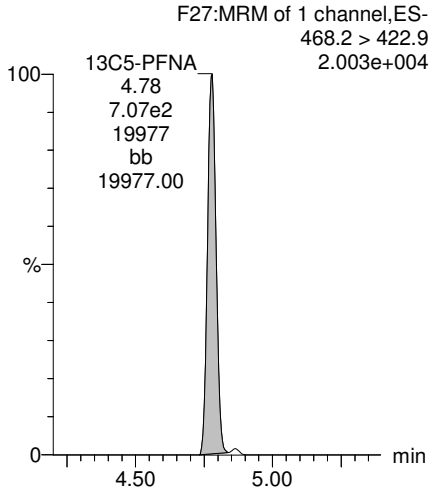

13C8-PFOS

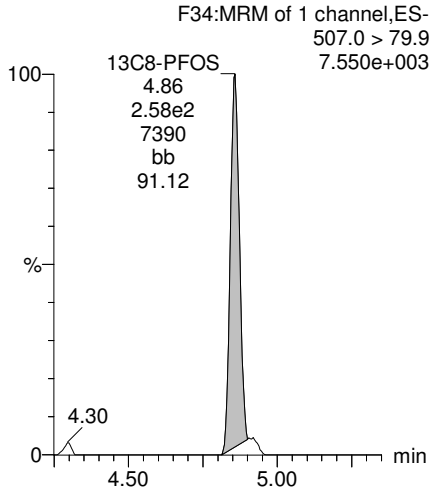

13C2-PFDA

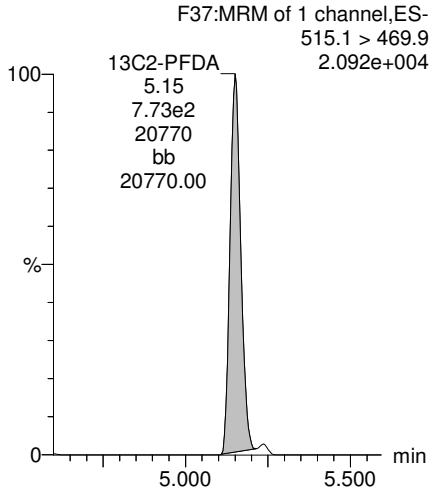

MJT for AD 3/12/2018

Dataset: Z:\Projects\PFAS.PRO\Results\180228M1\180228M1-16.qld

Last Altered: Monday, March 12, 2018 09:27:07 Pacific Daylight Time
Printed: Monday, March 12, 2018 09:28:45 Pacific Daylight Time

Reviewed: CT 3/12/2018

Name: 180228M1_16, Date: 28-Feb-2018, Time: 23:25:29, ID: 1800342-14@10X WI-AF-MW-201-0218 0.11911, Description: WI-AF-MW-201-0218

PFUdA

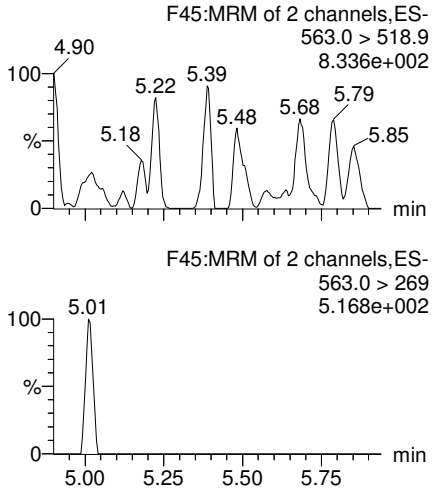

N-MeFOSAA

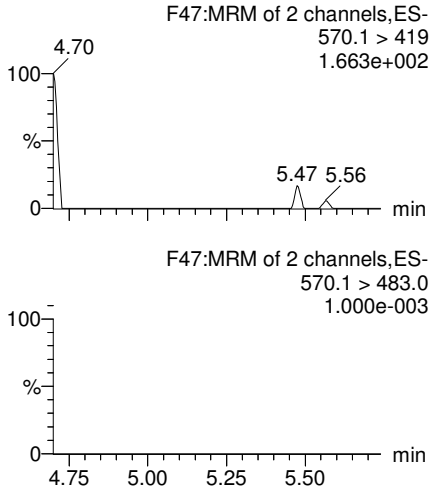

N-EtFOSAA

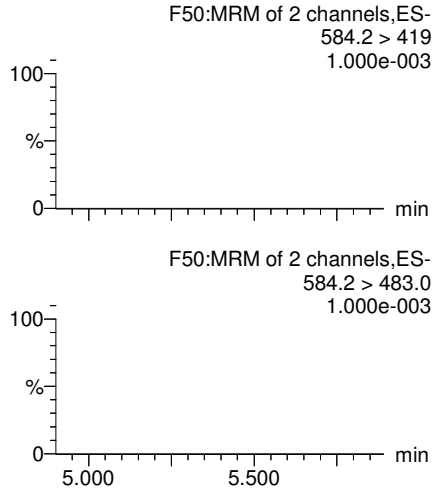

PFDoA

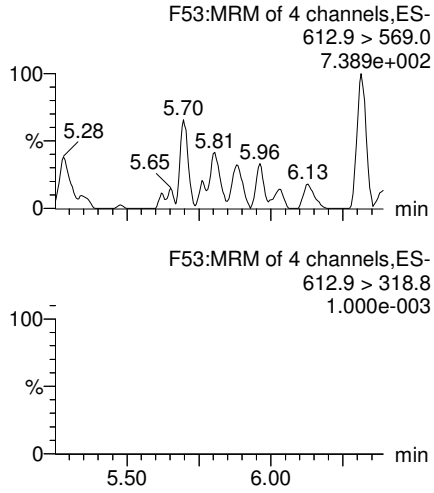

13C2-PFUdA

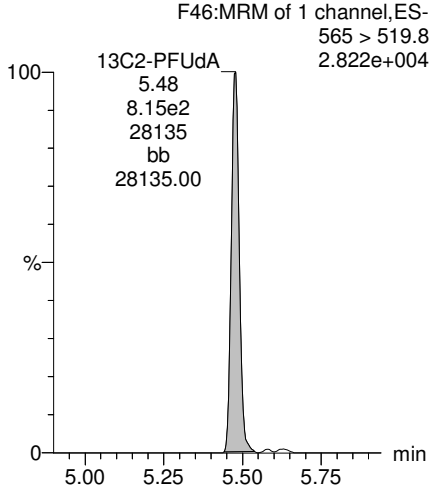

d3-N-MeFOSAA

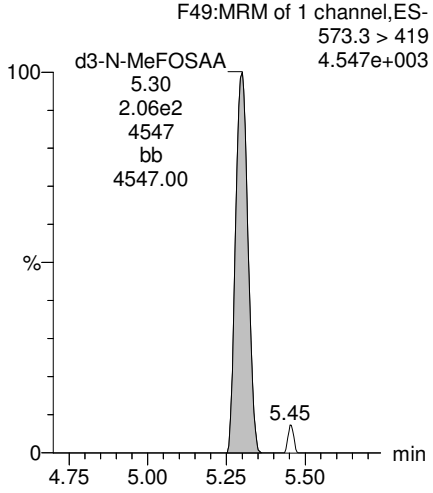

d5-N-EtFOSAA

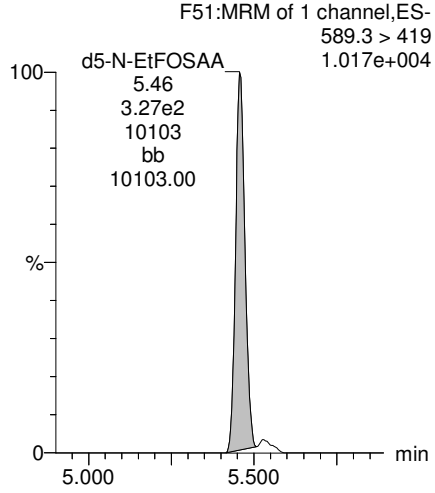

13C2-PFDoA

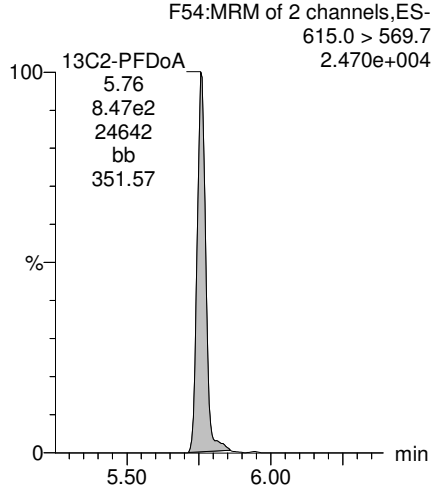

MJT for AD 3/12/2018

Vista Analytical Laboratory

Dataset: Z:\Projects\PFAS.PRO\Results\180228M1\180228M1-16.qld

Last Altered: Monday, March 12, 2018 09:27:07 Pacific Daylight Time
Printed: Monday, March 12, 2018 09:28:45 Pacific Daylight Time

Reviewed: CT 3/12/2018

Name: 180228M1_16, Date: 28-Feb-2018, Time: 23:25:29, ID: 1800342-14@10X WI-AF-MW-201-0218 0.11911, Description: WI-AF-MW-201-0218

PFTrDA

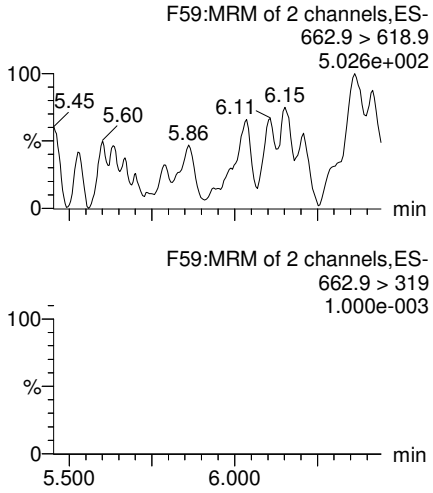

PFTeDA

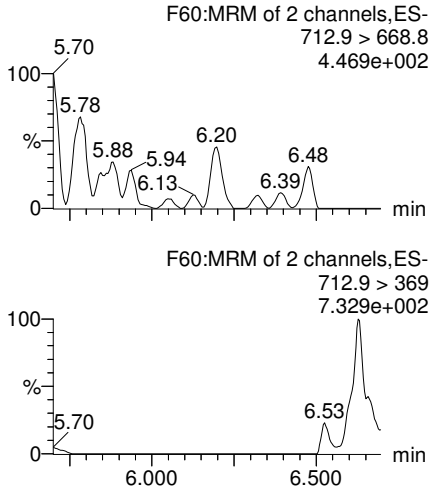

TCDA

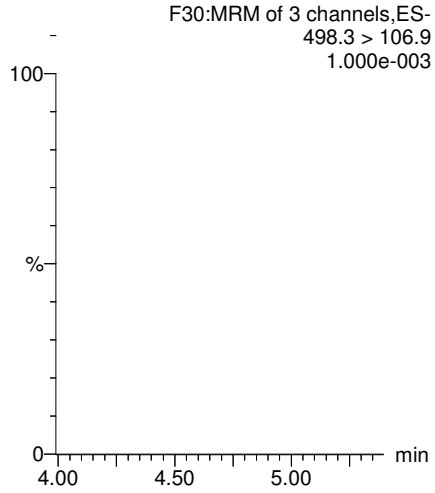

13C5-PFHxA

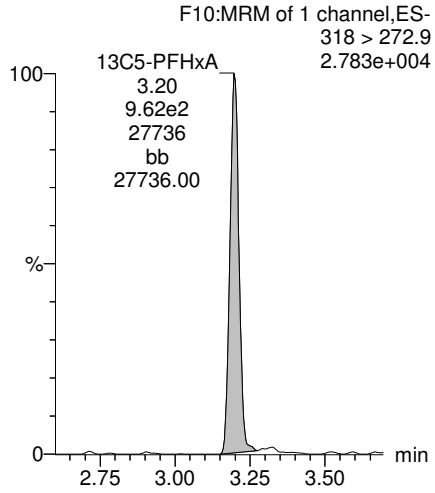

13C2-PFDoA

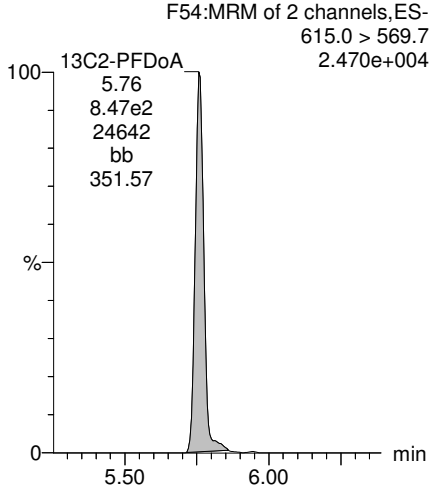

13C2-PFTeDA

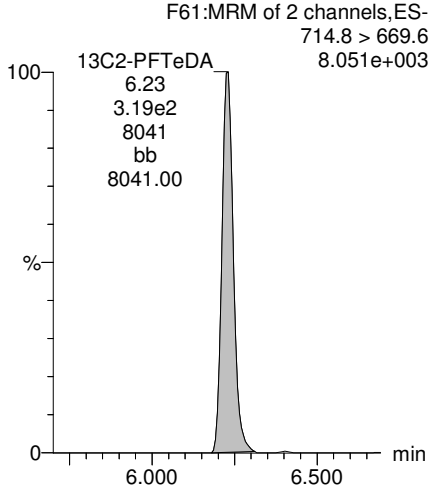

13C8-PFOS

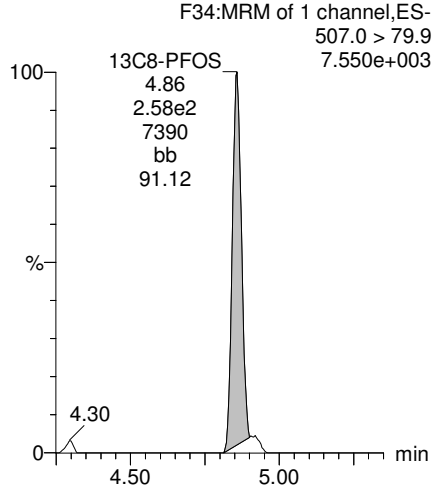

13C8-PFOA

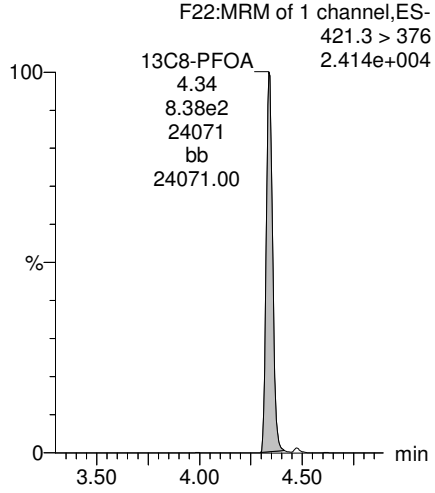

MJT for AD 3/12/2018

Vista Analytical Laboratory

Dataset: Z:\Projects\PFAS.PRO\Results\180228M1\180228M1-16.qld

Last Altered: Monday, March 12, 2018 09:27:07 Pacific Daylight Time
Printed: Monday, March 12, 2018 09:28:45 Pacific Daylight Time

Reviewed: CT 3/12/2018

Name: 180228M1_16, Date: 28-Feb-2018, Time: 23:25:29, ID: 1800342-14@10X WI-AF-MW-201-0218 0.11911, Description: WI-AF-MW-201-0218

13C3-PFHxS

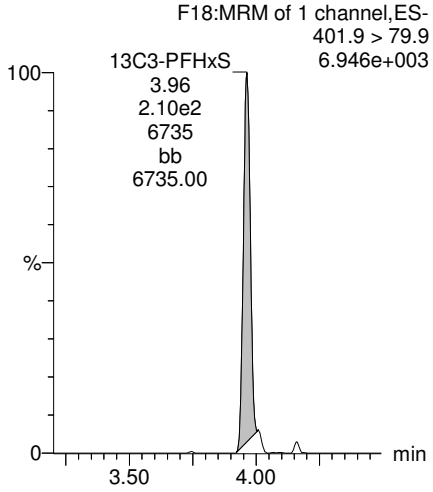

13C9-PFNA

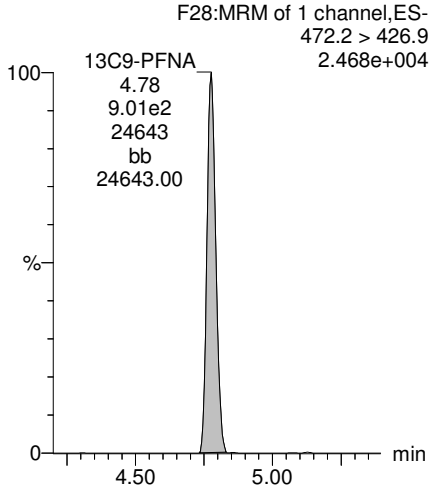

13C4-PFOS

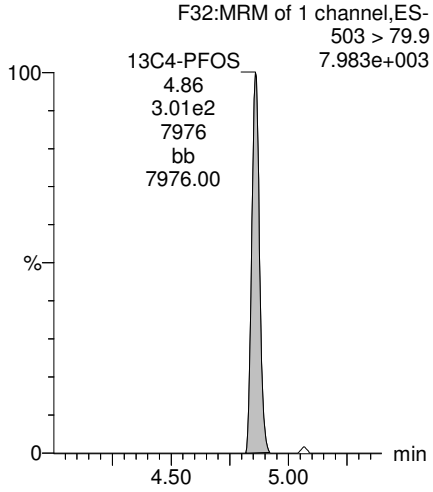

13C6-PFDA

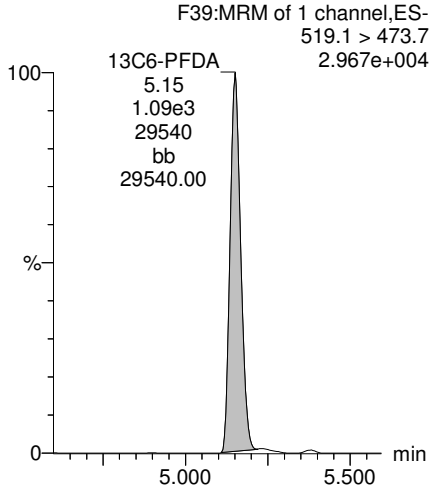

13C7-PFUdA

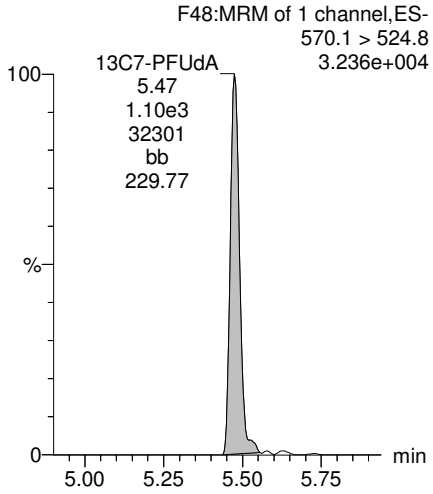

MJT for AD 3/12/2018

Vista Analytical Laboratory

rev ANP 3/9/2018

Dataset: F:\Projects\PFAS.PRO\Results\180307M1\180307M1-19.qld

Last Altered: Friday, March 09, 2018 15:31:07 Pacific Standard Time
Printed: Friday, March 09, 2018 15:31:21 Pacific Standard Time

Method: F:\Projects\PFAS.PRO\MethDB\PFAS_FULL_80C_030718.mdb 09 Mar 2018 14:08:10
Calibration: F:\Projects\PFAS.PRO\CurveDB\C18_VAL-PFAS_Q4_03-07-18-FULL.cdb 08 Mar 2018 13:04:56

Name: 180307M1_19, Date: 07-Mar-2018, Time: 19:27:06, ID: 1800342-15 WI-AF-FB01-021718 0.11145, Description: WI-AF-FB01-021718

	#	Name	Trace	Area	IS Area	Wt./Vol.	RRF	Pred.RT	RT	y Axis Resp.	Conc.	%Rec
1	3	PFBS	299.0 > 79.7		2.43e3	0.111		2.98				
2	5	PFHxA	313.2 > 268.9		5.76e3	0.111		3.48				
3	7	PFHpA	363.0 > 318.9		1.36e4	0.111		4.10				
4	8	L-PFHxS	398.9 > 79.6	2.43e0	1.72e3	0.111		4.24	3.94	0.0177		
5	11	L-PFOA	413 > 368.7		1.84e4	0.111		4.45				
6	14	PFNA	463.0 > 418.8		1.69e4	0.111		5.04				
7	16	L-PFOS	499 > 79.9	8.01e0	4.52e3	0.111		4.84	4.71	0.0221	2.2294	
8	18	PFDA	513 > 468.8		1.53e4	0.111		5.40				
9	21	N-MeFOSAA	570.1 > 419		5.90e3	0.111		5.55				
10	22	N-EtFOSAA	584.2 > 419		7.70e3	0.111		5.70				
11	23	PFUdA	563.0 > 518.9		1.81e4	0.111		5.72				

GM 3/9/2018

Vista Analytical Laboratory

rev ANP 3/9/2018

Dataset: F:\Projects\PFAS.PRO\Results\180307M1\180307M1-19.qld

Last Altered: Friday, March 09, 2018 15:31:07 Pacific Standard Time
Printed: Friday, March 09, 2018 15:31:30 Pacific Standard Time

Method: F:\Projects\PFAS.PRO\MethDB\PFAS_FULL_80C_030718.mdb 09 Mar 2018 14:08:10
Calibration: F:\Projects\PFAS.PRO\CurveDB\C18_VAL-PFAS_Q4_03-07-18-FULL.cdb 08 Mar 2018 13:04:56

Name: 180307M1_19, Date: 07-Mar-2018, Time: 19:27:06, ID: 1800342-15 WI-AF-FB01-021718 0.11145, Description: WI-AF-FB01-021718

	#	Name	Trace	Area	IS Area	Wt./Vol.	RRF	Pred.RT	RT	y Axis Resp.	Conc.	%Rec
1	25	PFDoA	612.9 > 569.0		1.88e4	0.111		5.99				
2	27	PFTrDA	662.9 > 618.9		1.88e4	0.111		6.22				
3	28	PFTeDA	712.9 > 668.8		1.29e4	0.111		6.41				
4	36	13C3-PFBS	302. > 98.8	2.43e3	2.21e4	0.111	0.096	2.98	2.68	1.37	128.0118	114.1
5	37	13C2-PFHxA	315 > 269.8	5.76e3	2.21e4	0.111	0.697	3.48	3.18	3.25	41.8747	93.3
6	38	13C4-PFHpA	367.2 > 321.8	1.36e4	2.21e4	0.111	0.683	4.10	3.79	7.67	100.7159	89.8
7	39	18O2-PFHxS	403.0 > 102.6	1.72e3	4.95e3	0.111	0.387	4.24	3.94	4.33	100.4035	89.5
8	40	13C2-6:2 FTS	429.1 > 408.9	4.32e3	1.94e4	0.111	0.238	4.56	4.26	2.78	105.1164	93.7
9	41	13C2-PFOA	414.9 > 369.7	1.84e4	1.94e4	0.111	1.079	4.61	4.32	11.9	98.8085	88.1
10	42	13C5-PFNA	468.2 > 422.9	1.69e4	2.32e4	0.111	0.853	5.04	4.75	9.12	95.9446	85.5
11	43	13C8-PFOSA	506.1 > 77.7	1.28e3	2.99e4	0.111	0.159	5.09	4.83	0.536	30.1736	26.9
12	44	13C8-PFOS	507.0 > 79.9	4.52e3	4.62e3	0.111	0.934	5.11	4.83	12.2	117.5031	104.8
13	45	13C2-PFDA	515.1 > 469.9	1.53e4	2.25e4	0.111	0.898	5.40	5.13	8.50	84.9256	75.7
14	46	13C2-8:2 FTS	529.1 > 508.7	3.48e3	2.21e4	0.111	0.170	5.38	5.10	1.97	104.0237	92.7
15	47	d3-N-MeFOSAA	573.3 > 419	5.90e3	2.99e4	0.111	0.372	5.55	5.28	2.47	59.5044	53.1
16	48	d5-N-EtFOSAA	589.3 > 419	7.70e3	2.99e4	0.111	0.385	5.70	5.43	3.22	75.0305	66.9
17	49	13C2-PFUdA	565 > 519.8	1.81e4	2.99e4	0.111	0.961	5.72	5.45	7.55	70.5485	62.9
18	50	13C2-PFDoA	615.0 > 569.7	1.88e4	2.99e4	0.111	0.864	5.99	5.74	7.85	81.5769	72.7
19	51	d3-N-MeFOSA	515.2 > 168.9		2.99e4	0.111	0.080	5.93				
20	52	13C2-PFTeDA	714.8 > 669.6	1.29e4	2.99e4	0.111	0.692	6.41	6.21	5.40	70.0634	62.5
21	53	d5-N-ETFOSA	531.1 > 168.9		2.99e4	0.111	0.113	6.25				
22	54	13C2-PFHxDA	815 > 769.7	1.36e4	2.99e4	0.111	1.397	6.69	6.55	5.67	36.4486	81.2
23	55	d7-N-MeFOSE	623.1 > 58.9		2.99e4	0.111	0.090	6.31				
24	56	d9-N-EtFOSE	639.2 > 58.8		2.99e4	0.111	0.084	6.45				
25	57	13C4-PFBA	217. > 171.8	1.41e4	1.41e4	0.111	1.000	1.73	1.43	12.5	112.1579	100.0
26	58	13C5-PFHxA	318 > 272.9	2.21e4	2.21e4	0.111	1.000	3.48	3.18	12.5	112.1579	100.0
27	59	13C3-PFHxS	401.9 > 79.9	4.95e3	4.95e3	0.111	1.000	4.24	3.94	12.5	112.1579	100.0
28	60	13C8-PFOA	421.3 > 376	1.94e4	1.94e4	0.111	1.000	4.61	4.32	12.5	112.1579	100.0
29	61	13C9-PFNA	472.2 > 426.9	2.32e4	2.32e4	0.111	1.000	4.70	4.75	12.5	112.1579	100.0
30	62	13C4-PFOS	503 > 79.9	4.62e3	4.62e3	0.111	1.000	5.11	4.84	12.5	112.1579	100.0
31	63	13C6-PFDA	519.1 > 473.7	2.25e4	2.25e4	0.111	1.000	5.40	5.13	12.5	112.1579	100.0
32	64	13C7-PFUdA	570.1 > 524.8	2.99e4	2.99e4	0.111	1.000	5.72	5.45	12.5	112.1579	100.0

GM 3/9/2018

Vista Analytical Laboratory

rev ANP 3/9/2018

Dataset: F:\Projects\PFAS.PRO\Results\180307M1\180307M1-19.qld

Last Altered: Friday, March 09, 2018 15:31:07 Pacific Standard Time
Printed: Friday, March 09, 2018 15:31:30 Pacific Standard Time

Name: 180307M1_19, Date: 07-Mar-2018, Time: 19:27:06, ID: 1800342-15 WI-AF-FB01-021718 0.11145, Description: WI-AF-FB01-021718

	#	Name	Trace	Area	IS Area	Wt./Vol.	RRF	Pred.RT	RT	y Axis Resp.	Conc.	%Rec
33	65	Total PFHxS	398.9 > 79.6	2.43e0	1.72e3	0.111		4.24		0.000		
34	66	Total PFOA	413 > 368.7	0.00e0	1.84e4	0.111		4.61		0.000		
35	67	Total PFOS	499 > 79.9	8.01e0	4.52e3	0.111		5.11		0.0221	2.2294	

GM 3/9/2018

Vista Analytical Laboratory

rev ANP 3/9/2018

Dataset: F:\Projects\PFAS.PRO\Results\180307M1\180307M1-19.qld

Last Altered: Friday, March 09, 2018 15:31:07 Pacific Standard Time
Printed: Friday, March 09, 2018 15:31:30 Pacific Standard Time

Method: F:\Projects\PFAS.PRO\MethDB\PFAS_FULL_80C_030718.mdb 09 Mar 2018 14:08:10
Calibration: F:\Projects\PFAS.PRO\CurveDB\C18_VAL-PFAS_Q4_03-07-18-FULL.cdb 08 Mar 2018 13:04:56

Name: 180307M1_19, Date: 07-Mar-2018, Time: 19:27:06, ID: 1800342-15 WI-AF-FB01-021718 0.11145, Description: WI-AF-FB01-021718

PFBS

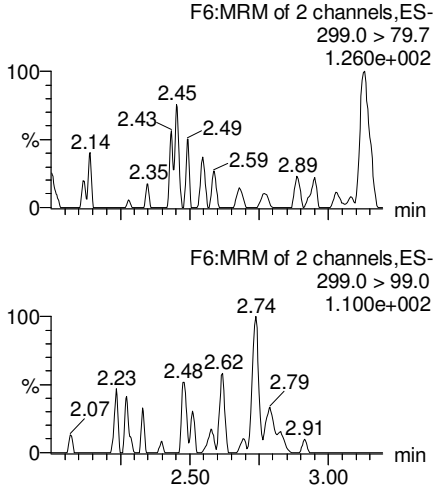

PFHxA

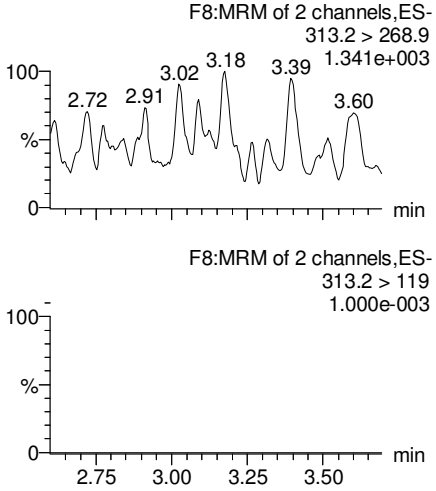

PFHpA

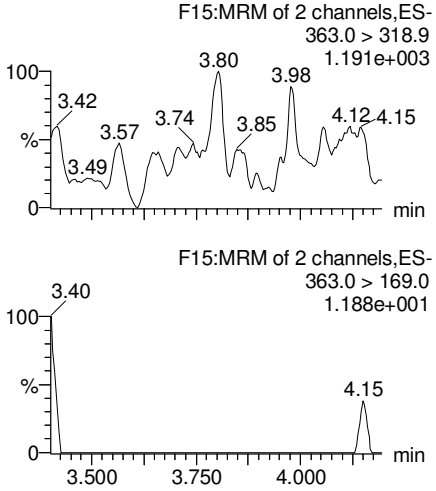

Total PFHxS

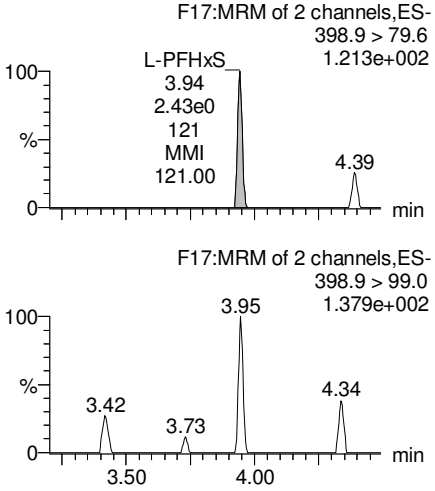

13C3-PFBS

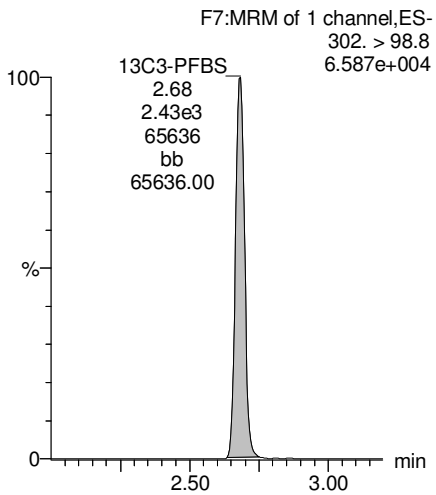

13C2-PFHxA

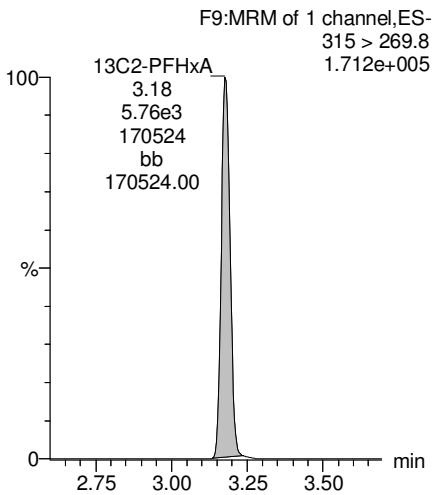

13C4-PFHpA

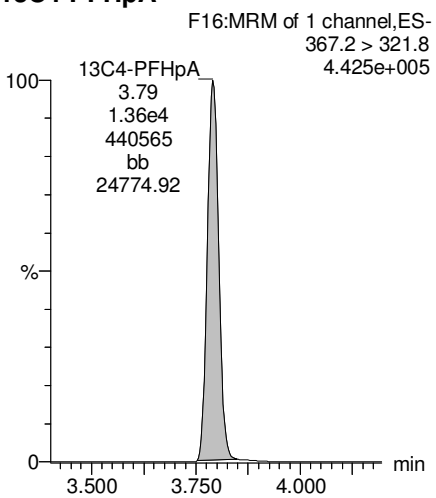

18O2-PFHxS

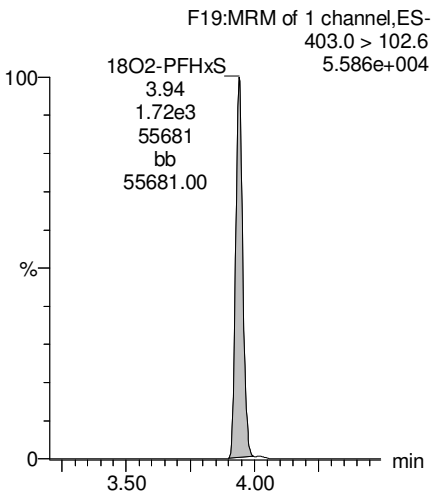

GM 3/9/2018

Dataset: F:\Projects\PFAS.PRO\Results\180307M1\180307M1-19.qld

Last Altered: Friday, March 09, 2018 15:31:07 Pacific Standard Time
Printed: Friday, March 09, 2018 15:31:30 Pacific Standard Time

Name: 180307M1_19, Date: 07-Mar-2018, Time: 19:27:06, ID: 1800342-15 WI-AF-FB01-021718 0.11145, Description: WI-AF-FB01-021718

Total PFOA

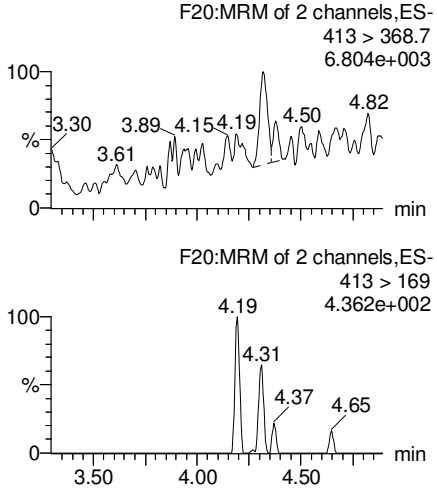

PFNA

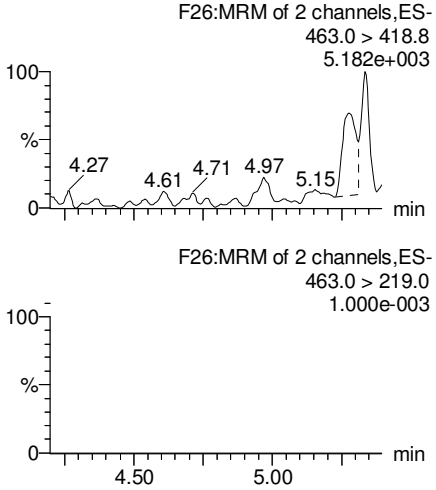

Total PFOS

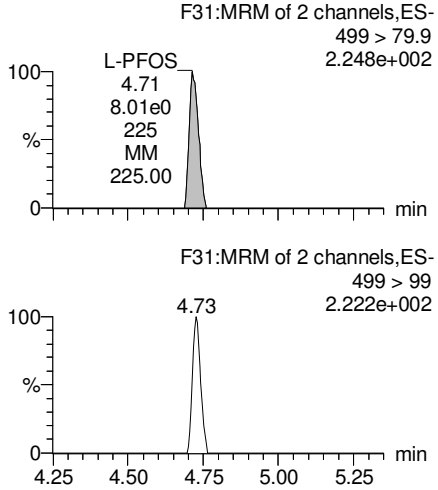

PFDA

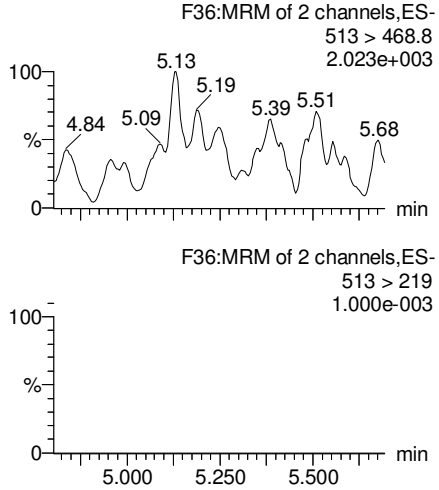

13C2-PFOA

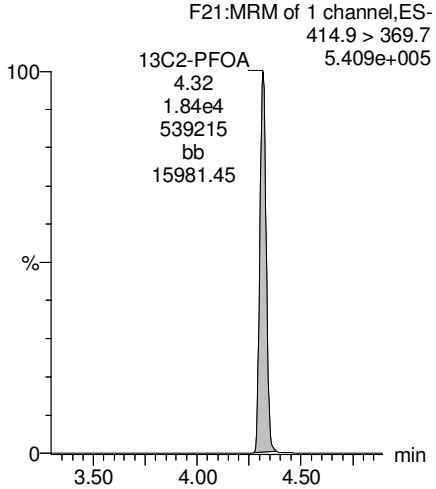

13C5-PFNA

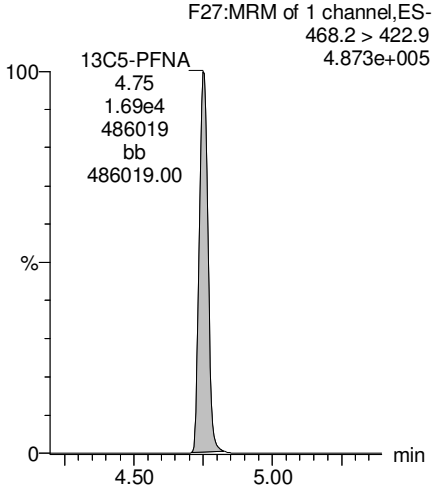

13C8-PFOS

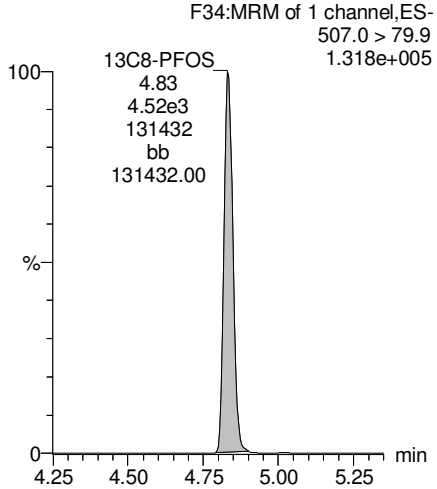

13C2-PFDA

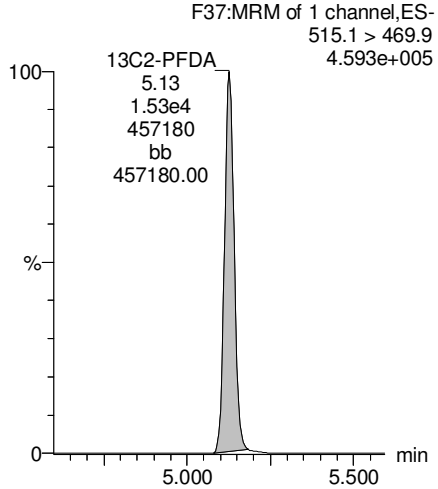

GM 3/9/2018

Dataset: F:\Projects\PFAS.PRO\Results\180307M1\180307M1-19.qld

Last Altered: Friday, March 09, 2018 15:31:07 Pacific Standard Time
Printed: Friday, March 09, 2018 15:31:30 Pacific Standard Time

Name: 180307M1_19, Date: 07-Mar-2018, Time: 19:27:06, ID: 1800342-15 WI-AF-FB01-021718 0.11145, Description: WI-AF-FB01-021718

PFUdA

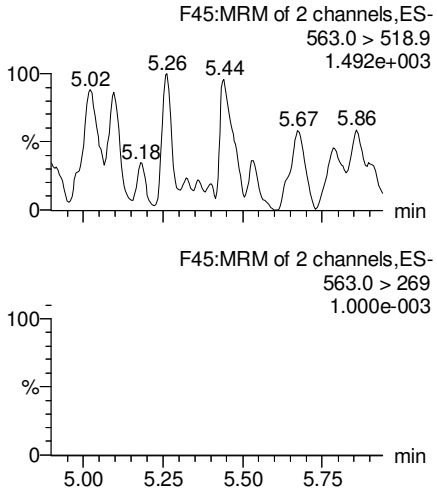

N-MeFOSAA

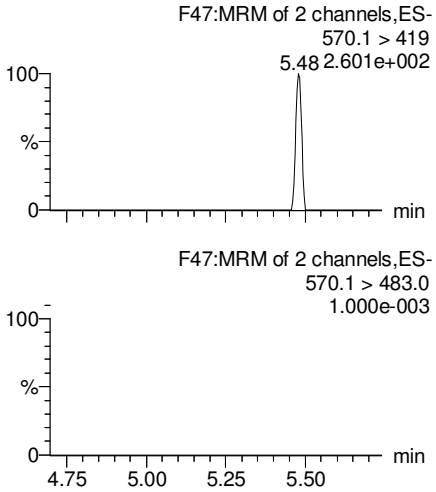

N-EtFOSAA

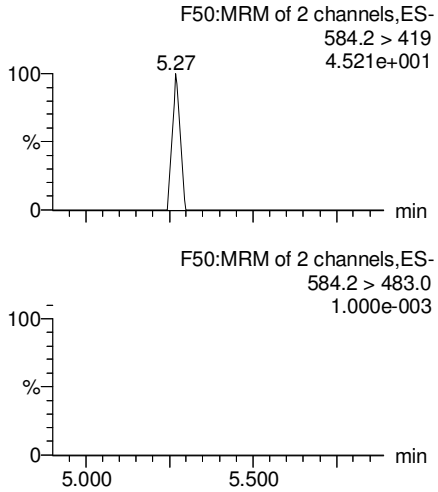

PFDoA

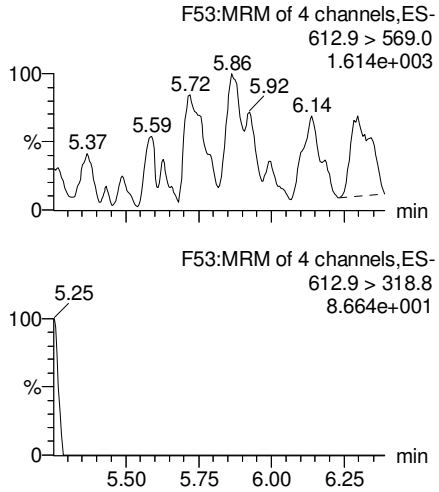

13C2-PFUdA

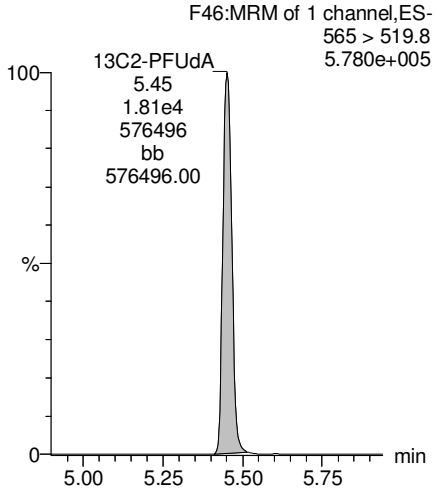

d3-N-MeFOSAA

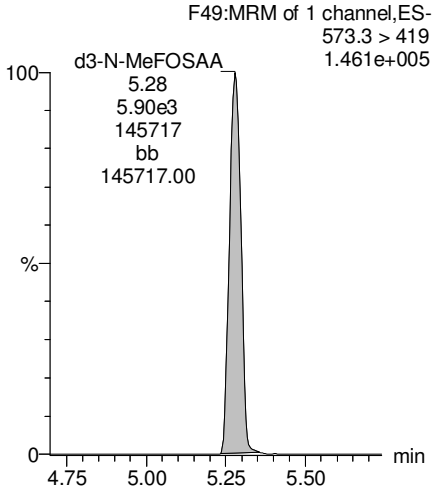

d5-N-EtFOSAA

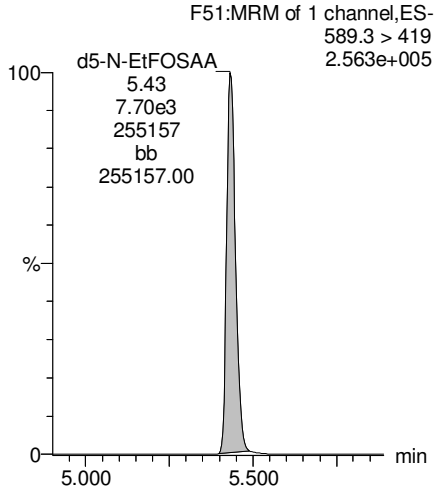

13C2-PFDoA

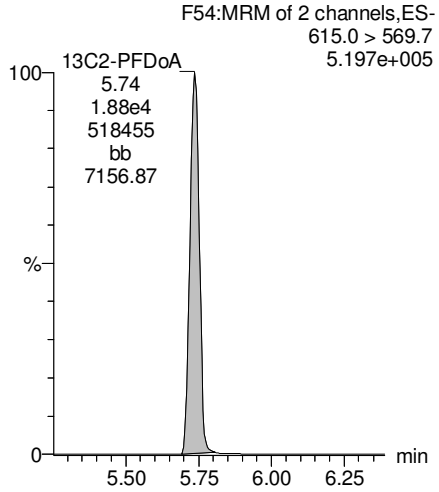

GM 3/9/2018

Dataset: F:\Projects\PFAS.PRO\Results\180307M1\180307M1-19.qld

Last Altered: Friday, March 09, 2018 15:31:07 Pacific Standard Time
Printed: Friday, March 09, 2018 15:31:30 Pacific Standard Time

Name: 180307M1_19, Date: 07-Mar-2018, Time: 19:27:06, ID: 1800342-15 WI-AF-FB01-021718 0.11145, Description: WI-AF-FB01-021718

PFTrDA

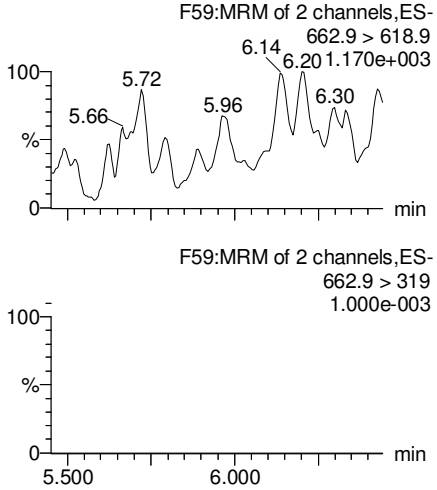

PFTeDA

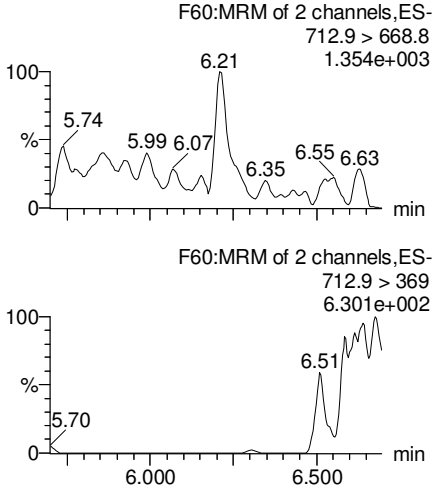

TCDA

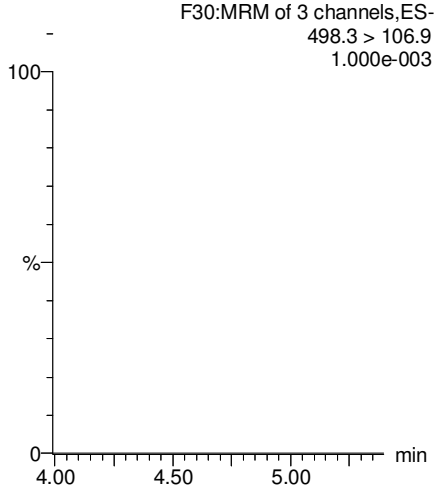

13C5-PFHxA

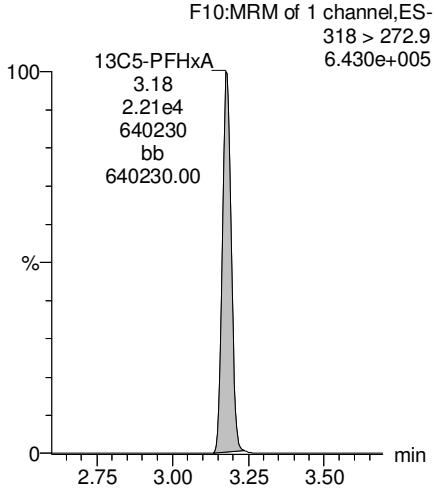

13C2-PFDoA

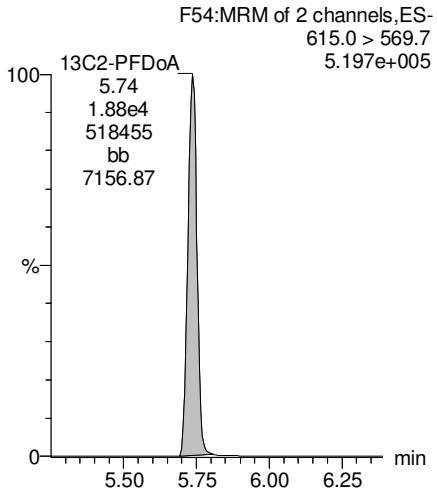

13C2-PFTeDA

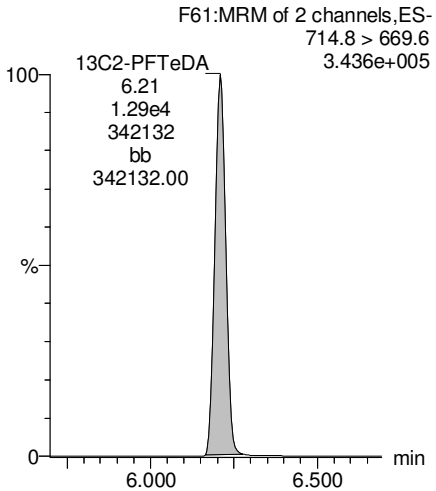

13C8-PFOS

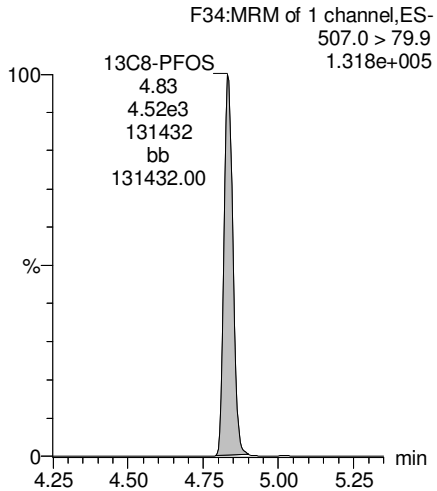

13C8-PFOA

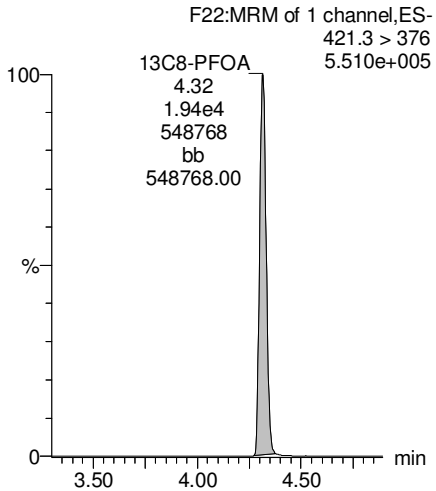

GM 3/9/2018

rev ANP 3/9/2018

Dataset: F:\Projects\PFAS.PRO\Results\180307M1\180307M1-19.qld

Last Altered: Friday, March 09, 2018 15:31:07 Pacific Standard Time
Printed: Friday, March 09, 2018 15:31:30 Pacific Standard Time

Name: 180307M1_19, Date: 07-Mar-2018, Time: 19:27:06, ID: 1800342-15 WI-AF-FB01-021718 0.11145, Description: WI-AF-FB01-021718

13C3-PFHxS

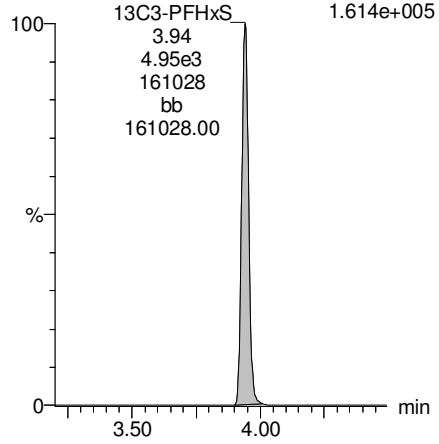

13C9-PFNA

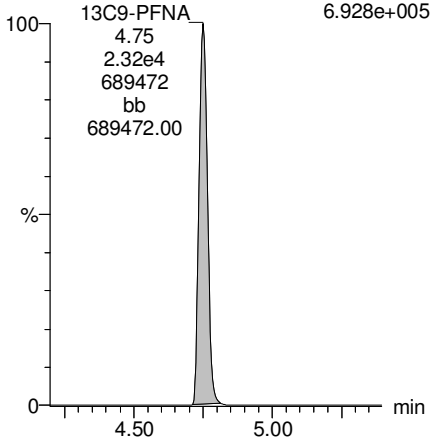

13C4-PFOS

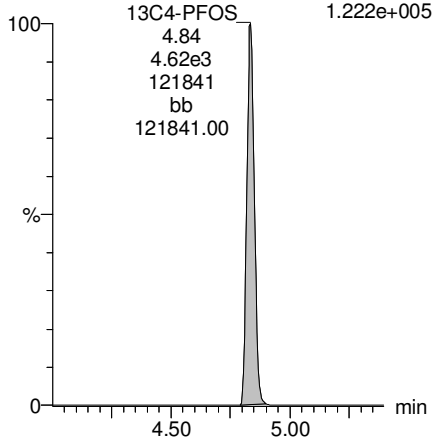

13C6-PFDA

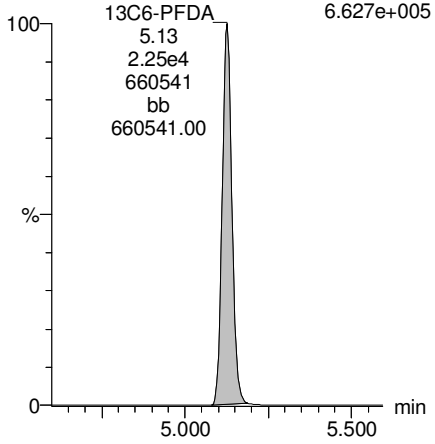

13C7-PFUdA

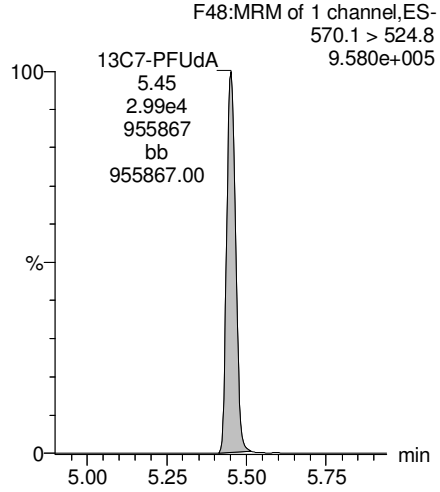

GM 3/9/2018

Vista Analytical Laboratory

rev ANP 3/9/2018

Dataset: Z:\Projects\PFAS.PRO\Results\180224M1\180224M1-37.qld

Last Altered: Friday, March 09, 2018 15:51:26 Pacific Standard Time
Printed: Friday, March 09, 2018 15:52:06 Pacific Standard Time

Method: Z:\Projects\PFAS.PRO\MethDB\PFAS_FULL_80C_022318.mdb 26 Feb 2018 09:30:45
Calibration: Z:\Projects\PFAS.PRO\CurveDB\C18_VAL-PFAS_Q4_02-23-18-FULL.cdb 24 Feb 2018 15:27:24

Name: 180224M1_37, Date: 24-Feb-2018, Time: 19:17:49, ID: 1800342-16 WI-AF-4-MW-3-0218 0.11068, Description: WI-AF-4-MW-3-0218

	#	Name	Trace	Area	IS Area	Wt./Vol.	RRF	Pred.RT	RT	y Axis Resp.	Conc.	%Rec
1	3	PFBS	299.0 > 79.7		1.23e3	0.111		2.60				
2	5	PFHxA	313.2 > 268.9		2.93e3	0.111		3.19				
3	7	PFHpA	363.0 > 318.9		6.32e3	0.111		3.81				
4	8	L-PFHxS	398.9 > 79.6		9.52e2	0.111		4.17				
5	11	L-PFOA	413 > 368.7	8.98e1	1.08e4	0.111		4.40	4.34	0.104	0.9032	
6	14	PFNA	463.0 > 418.8		1.01e4	0.111		4.76				
7	16	L-PFOS	499 > 79.9		2.31e3	0.111		4.95				
8	18	PFDA	513 > 468.8		7.35e3	0.111		5.14				
9	21	N-MeFOSAA	570.1 > 419		3.14e3	0.111		5.29				
10	22	N-EtFOSAA	584.2 > 419		3.75e3	0.111		5.45				
11	23	PFUdA	563.0 > 518.9		9.47e3	0.111		5.46				

KBF 3/9/2018

Vista Analytical Laboratory

rev ANP 3/9/2018

Dataset: Z:\Projects\PFAS.PRO\Results\180224M1\180224M1-37.qld

Last Altered: Friday, March 09, 2018 15:51:26 Pacific Standard Time
Printed: Friday, March 09, 2018 15:52:13 Pacific Standard Time

Method: Z:\Projects\PFAS.PRO\MethDB\PFAS_FULL_80C_022318.mdb 26 Feb 2018 09:30:45
Calibration: Z:\Projects\PFAS.PRO\CurveDB\C18_VAL-PFAS_Q4_02-23-18-FULL.cdb 24 Feb 2018 15:27:24

Name: 180224M1_37, Date: 24-Feb-2018, Time: 19:17:49, ID: 1800342-16 WI-AF-4-MW-3-0218 0.11068, Description: WI-AF-4-MW-3-0218

	#	Name	Trace	Area	IS Area	Wt./Vol.	RRF	Pred.RT	RT	y Axis Resp.	Conc.	%Rec
1	25	PFDoA	612.9 > 569.0		7.15e3	0.111		5.74				
2	27	PFTrDA	662.9 > 618.9		7.15e3	0.111		5.98				
3	28	PFTeDA	712.9 > 668.8		3.71e3	0.111		6.20				
4	36	13C3-PFBS	302. > 98.8	1.23e3	1.13e4	0.111	0.116	2.69	2.71	1.36	106.1857	94.0
5	37	13C2-PFHxA	315 > 269.8	2.93e3	1.13e4	0.111	0.732	3.19	3.20	3.24	40.0102	88.6
6	38	13C4-PFHpA	367.2 > 321.8	6.32e3	1.13e4	0.111	0.717	3.81	3.82	6.99	88.0972	78.0
7	39	18O2-PFHxS	403.0 > 102.6	9.52e2	2.59e3	0.111	0.368	3.96	3.96	4.60	112.9662	100.0
8	40	13C2-PFOA	414.9 > 369.7	1.08e4	8.97e3	0.111	1.311	4.33	4.34	15.0	103.2267	91.4
9	41	13C5-PFNA	468.2 > 422.9	1.01e4	1.09e4	0.111	0.974	4.76	4.77	11.5	106.8308	94.6
10	42	13C8-PFOSA	506.1 > 77.7	1.94e3	1.45e4	0.111	0.187	4.83	4.83	1.68	80.9557	71.7
11	43	13C8-PFOS	507.0 > 79.9	2.31e3	2.74e3	0.111	1.075	4.84	4.85	10.5	88.4383	78.3
12	44	13C2-PFDA	515.1 > 469.9	7.35e3	9.73e3	0.111	1.019	5.14	5.14	9.44	83.7277	74.1
13	45	d3-N-MeFOSAA	573.3 > 419	3.14e3	1.45e4	0.111	0.325	5.29	5.29	2.72	75.5043	66.9
14	46	d5-N-EtFOSAA	589.3 > 419	3.75e3	1.45e4	0.111	0.345	5.45	5.44	3.24	84.9151	75.2
15	47	13C2-PFUdA	565 > 519.8	9.47e3	1.45e4	0.111	1.071	5.46	5.47	8.19	69.1137	61.2
16	48	13C2-PFDoA	615.0 > 569.7	7.15e3	1.45e4	0.111	0.995	5.74	5.75	6.19	56.1872	49.8
17	49	d3-N-MeFOSA	515.2 > 168.9		1.45e4	0.111	0.090	5.84				
18	50	13C2-PFTeDA	714.8 > 669.6	3.71e3	1.45e4	0.111	0.551	6.20	6.21	3.21	52.6009	46.6
19	51	d5-N-ETFOSA	531.1 > 168.9		1.45e4	0.111	0.127	6.22				
20	52	13C2-PFHxDA	815 > 769.7	2.37e3	1.45e4	0.111	0.752	6.51	6.53	2.05	24.6655	54.6
21	53	d7-N-MeFOSE	623.1 > 58.9		1.45e4	0.111	0.098	6.31				
22	54	d9-N-EtFOSE	639.2 > 58.8		1.45e4	0.111	0.086	6.45				
23	55	13C4-PFBA	217. > 171.8	1.00e4	1.00e4	0.111	1.000	1.46	1.47	12.5	112.9382	100.0
24	56	13C5-PFHxA	318 > 272.9	1.13e4	1.13e4	0.111	1.000	3.19	3.20	12.5	112.9382	100.0
25	57	13C3-PFHxS	401.9 > 79.9	2.59e3	2.59e3	0.111	1.000	3.96	3.96	12.5	112.9382	100.0
26	58	13C8-PFOA	421.3 > 376	8.97e3	8.97e3	0.111	1.000	4.33	4.34	12.5	112.9382	100.0
27	59	13C9-PFNA	472.2 > 426.9	1.09e4	1.09e4	0.111	1.000	4.70	4.77	12.5	112.9382	100.0
28	60	13C4-PFOS	503 > 79.9	2.74e3	2.74e3	0.111	1.000	4.84	4.85	12.5	112.9382	100.0
29	61	13C6-PFDA	519.1 > 473.7	9.73e3	9.73e3	0.111	1.000	5.14	5.14	12.5	112.9382	100.0
30	62	13C7-PFUdA	570.1 > 524.8	1.45e4	1.45e4	0.111	1.000	5.46	5.46	12.5	112.9382	100.0
31	63	Total PFHxS	398.9 > 79.6	0.00e0	9.52e2	0.111		3.85		0.000		
32	64	Total PFOA	413 > 368.7	8.98e1	1.08e4	0.111		4.21		0.104	0.9032	

KBF 3/9/2018

Vista Analytical Laboratory

rev ANP 3/9/2018

Dataset: Z:\Projects\PFAS.PRO\Results\180224M1\180224M1-37.qld

Last Altered: Friday, March 09, 2018 15:51:26 Pacific Standard Time
Printed: Friday, March 09, 2018 15:52:13 Pacific Standard Time

Name: 180224M1_37, Date: 24-Feb-2018, Time: 19:17:49, ID: 1800342-16 WI-AF-4-MW-3-0218 0.11068, Description: WI-AF-4-MW-3-0218

	#	Name	Trace	Area	IS Area	Wt./Vol.	RRF	Pred.RT	RT	y Axis Resp.	Conc.	%Rec
33	65	Total PFOS	499 > 79.9	0.00e0	2.31e3	0.111		4.73		0.000		
34	66	Total N-MeFOSAA	570.1 > 419	0.00e0	3.14e3	0.111		5.29		0.000		
35	67	Total N-EtFOSAA	584.2 > 419	0.00e0	3.75e3	0.111		5.45		0.000		

KBF 3/9/2018

Vista Analytical Laboratory

rev ANP 3/9/2018

Dataset: Z:\Projects\PFAS.PRO\Results\180224M1\180224M1-37.qld

Last Altered: Friday, March 09, 2018 15:51:26 Pacific Standard Time
Printed: Friday, March 09, 2018 15:52:13 Pacific Standard Time

Method: Z:\Projects\PFAS.PRO\MethDB\PFAS_FULL_80C_022318.mdb 26 Feb 2018 09:30:45
Calibration: Z:\Projects\PFAS.PRO\CurveDB\C18_VAL-PFAS_Q4_02-23-18-FULL.cdb 24 Feb 2018 15:27:24

Name: 180224M1_37, Date: 24-Feb-2018, Time: 19:17:49, ID: 1800342-16 WI-AF-4-MW-3-0218 0.11068, Description: WI-AF-4-MW-3-0218

PFBS

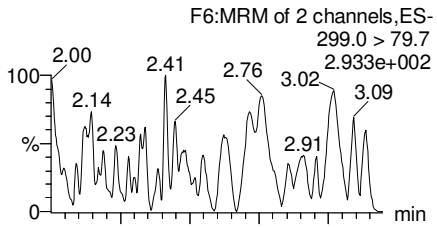

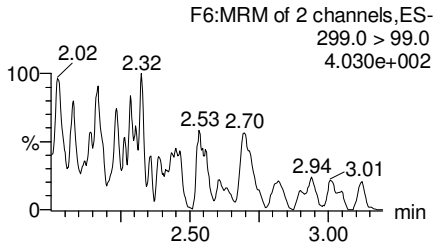

PFHxA

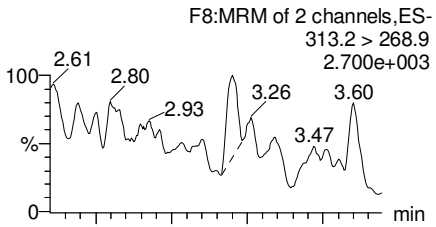

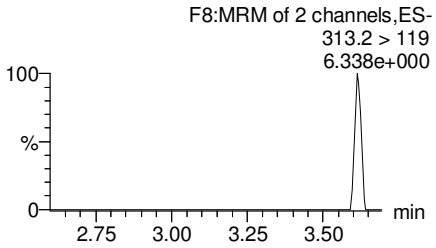

PFHpA

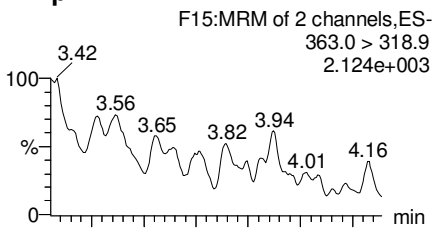

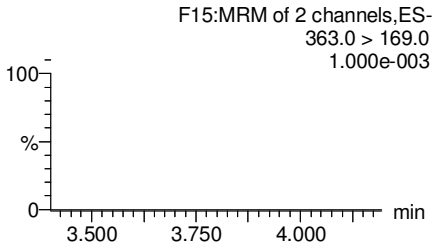

Total PFHxS

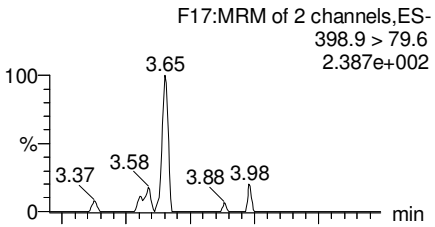

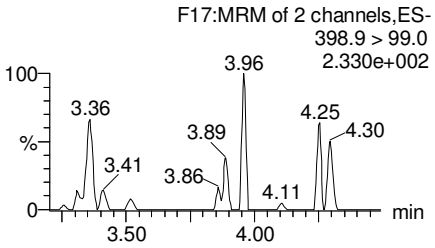

13C3-PFBS

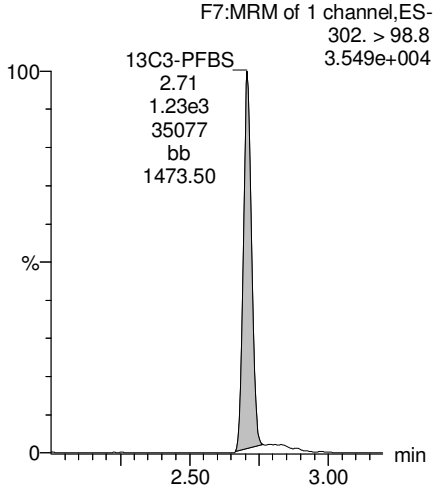

13C2-PFHxA

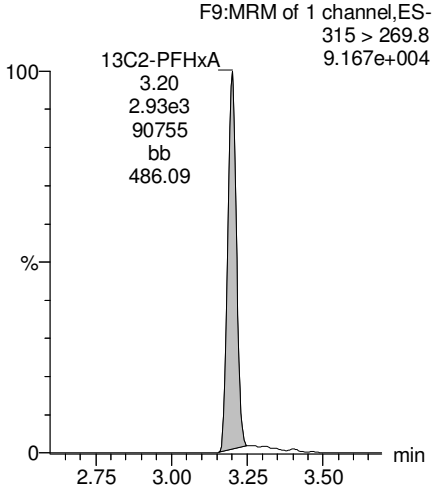

13C4-PFHpA

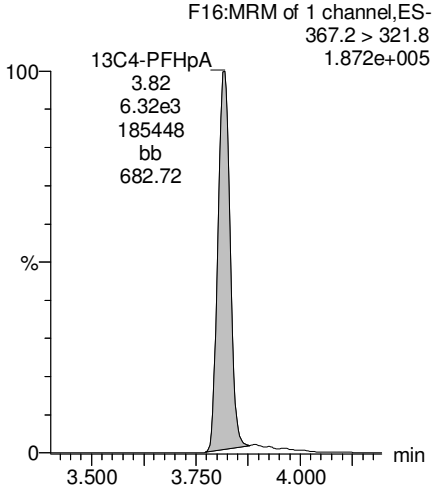

18O2-PFHxS

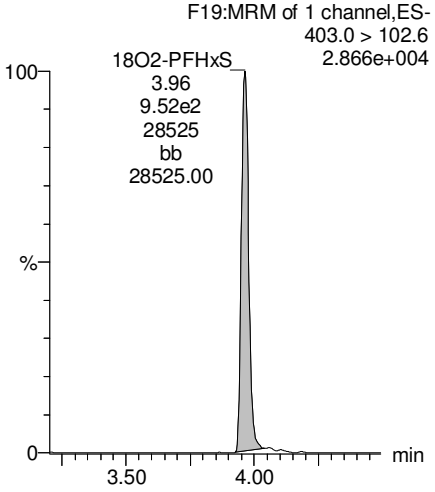

KBF 3/9/2018

Vista Analytical Laboratory

rev ANP 3/9/2018

Dataset: Z:\Projects\PFAS.PRO\Results\180224M1\180224M1-37.qld

Last Altered: Friday, March 09, 2018 15:51:26 Pacific Standard Time
Printed: Friday, March 09, 2018 15:52:13 Pacific Standard Time

Name: 180224M1_37, Date: 24-Feb-2018, Time: 19:17:49, ID: 1800342-16 WI-AF-4-MW-3-0218 0.11068, Description: WI-AF-4-MW-3-0218

Total PFOA

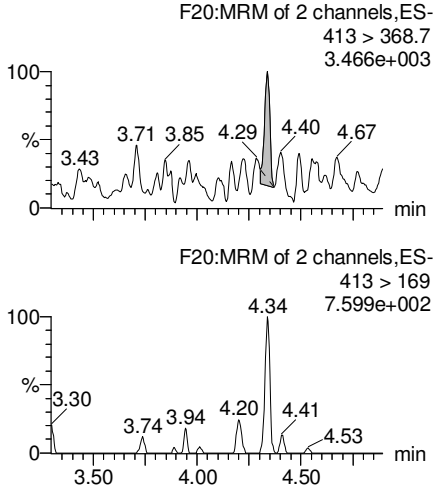

PFNA

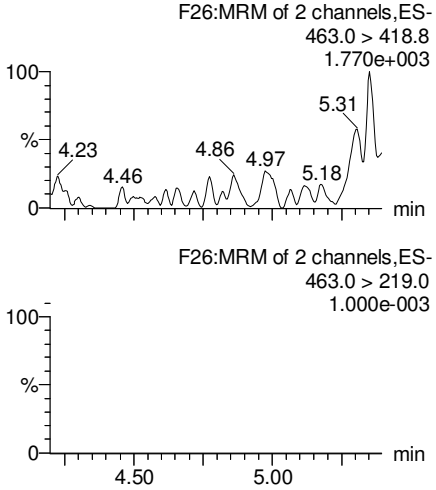

Total PFOS

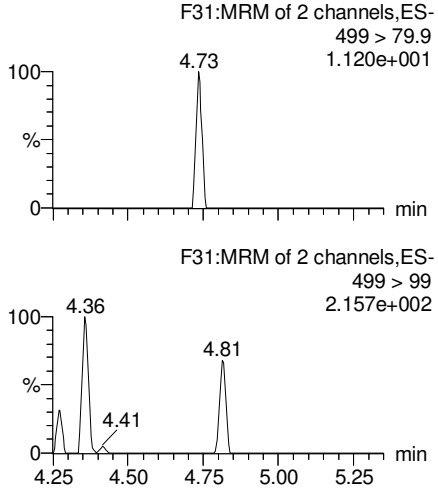

PFDA

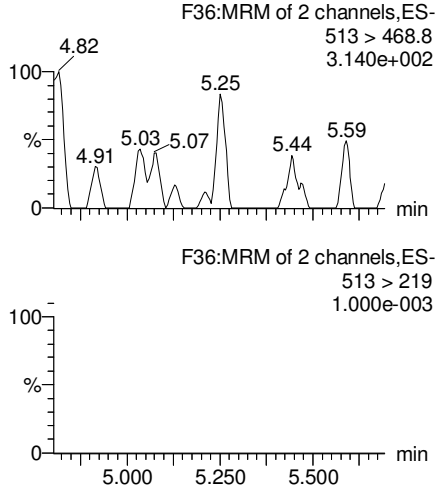

13C2-PFOA

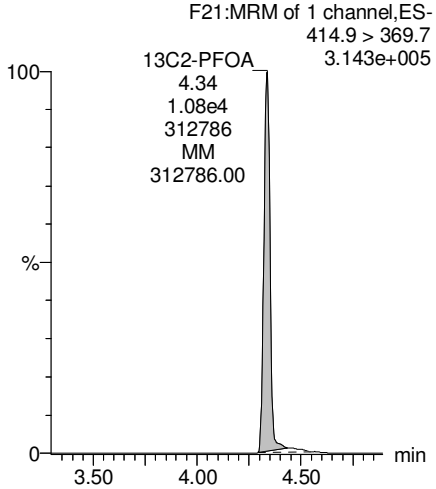

13C5-PFNA

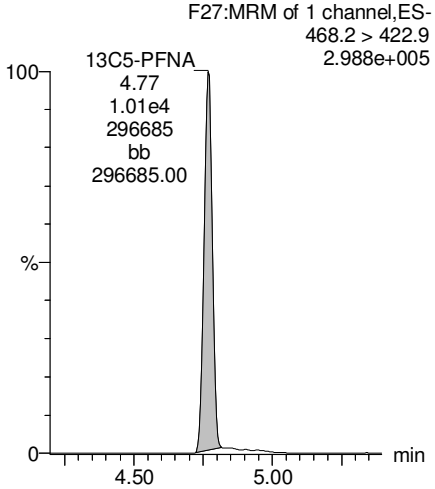

13C8-PFOS

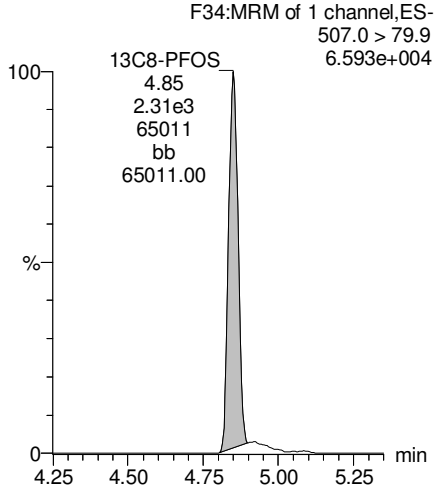

13C2-PFDA

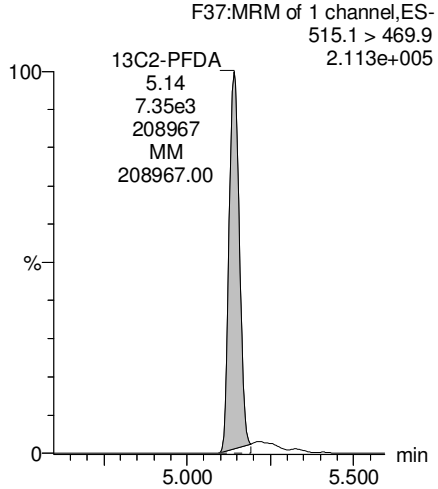

KBF 3/9/2018

rev ANP 3/9/2018

Dataset: Z:\Projects\PFAS.PRO\Results\180224M1\180224M1-37.qld

Last Altered: Friday, March 09, 2018 15:51:26 Pacific Standard Time
Printed: Friday, March 09, 2018 15:52:13 Pacific Standard Time

Name: 180224M1_37, Date: 24-Feb-2018, Time: 19:17:49, ID: 1800342-16 WI-AF-4-MW-3-0218 0.11068, Description: WI-AF-4-MW-3-0218

PFUdA

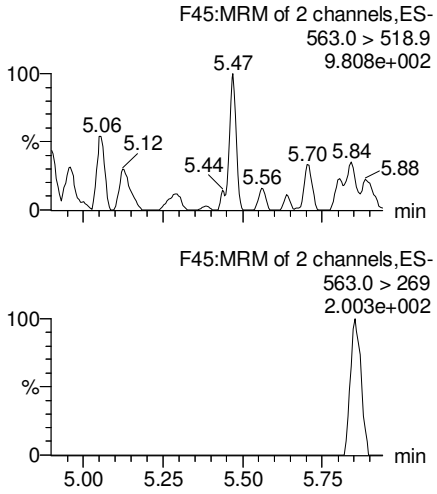

N-MeFOSAA

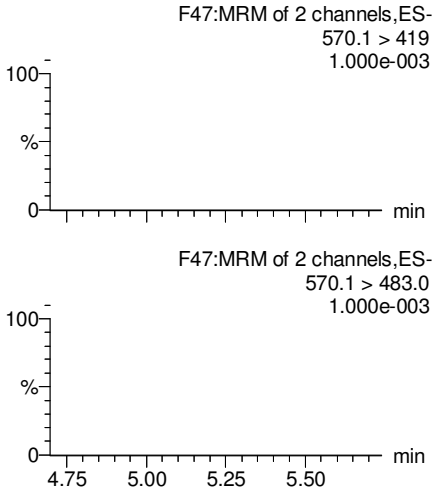

N-EtFOSAA

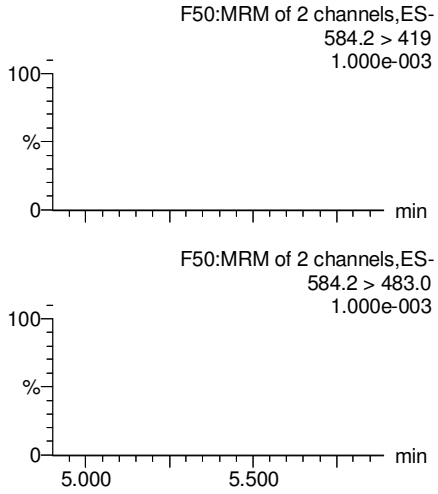

PFDoA

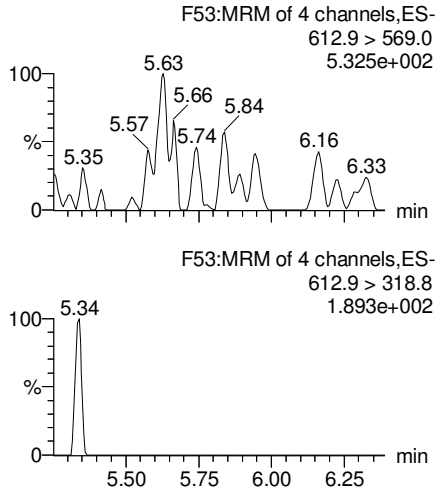

13C2-PFUdA

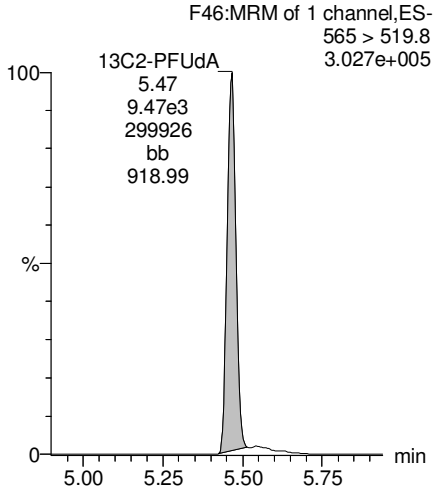

d3-N-MeFOSAA

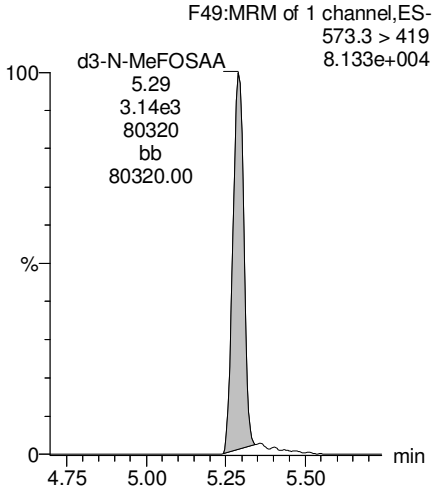

d5-N-EtFOSAA

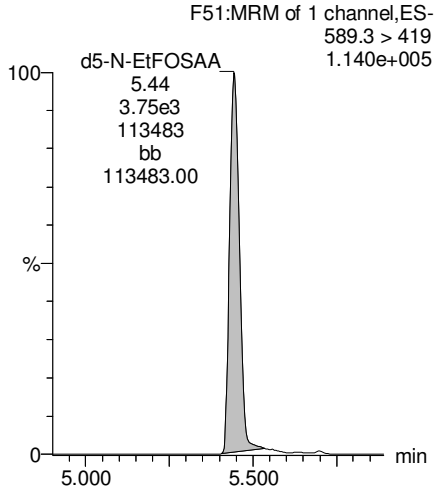

13C2-PFDoA

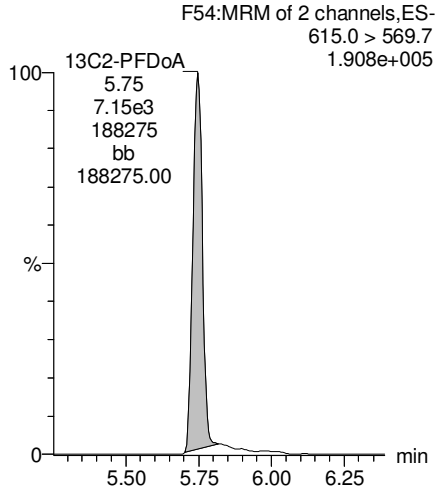

KBF 3/9/2018

rev ANP 3/9/2018

Dataset: Z:\Projects\PFAS.PRO\Results\180224M1\180224M1-37.qld

Last Altered: Friday, March 09, 2018 15:51:26 Pacific Standard Time
Printed: Friday, March 09, 2018 15:52:13 Pacific Standard Time

Name: 180224M1_37, Date: 24-Feb-2018, Time: 19:17:49, ID: 1800342-16 WI-AF-4-MW-3-0218 0.11068, Description: WI-AF-4-MW-3-0218

PFTrDA

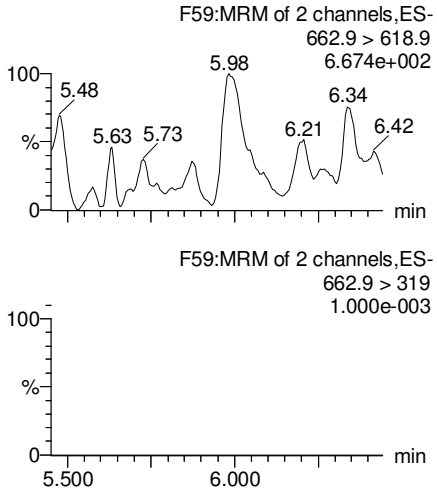

PFTeDA

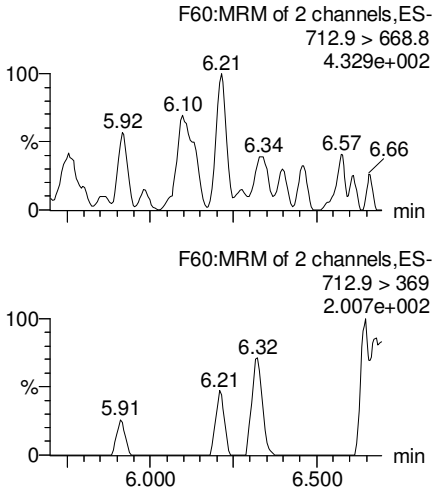

TCDA

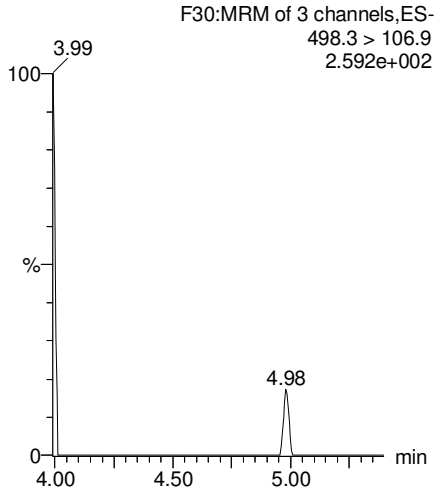

13C5-PFHxA

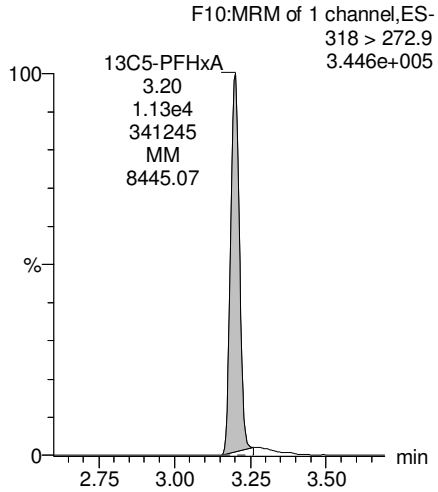

13C2-PFDoA

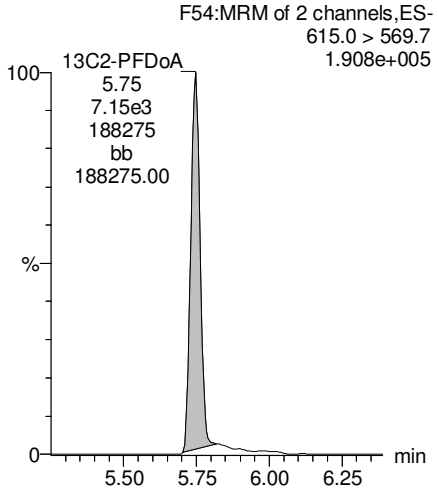

13C2-PFTeDA

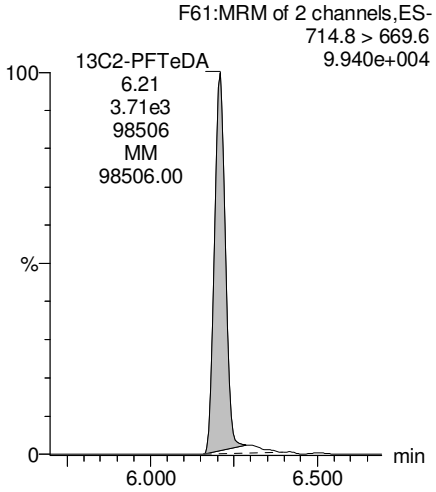

13C8-PFOS

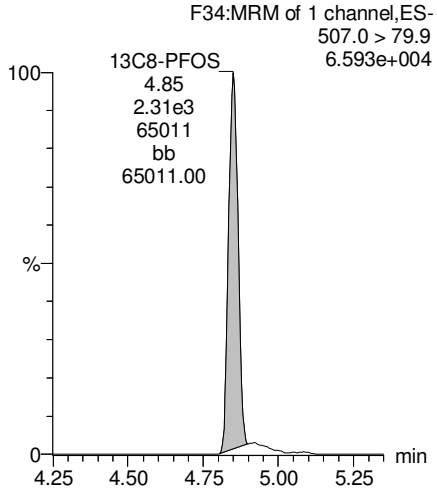

13C8-PFOA

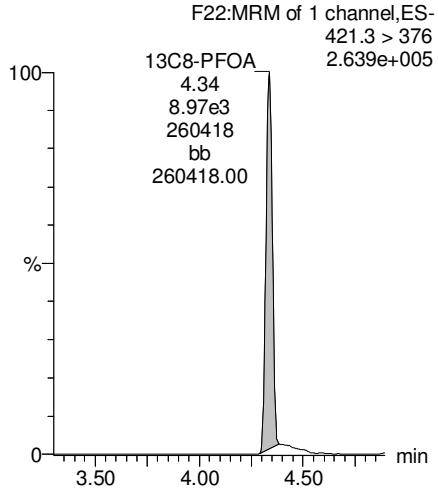

KBF 3/9/2018

Dataset: Z:\Projects\PFAS.PRO\Results\180224M1\180224M1-37.qld

Last Altered: Friday, March 09, 2018 15:51:26 Pacific Standard Time
Printed: Friday, March 09, 2018 15:52:13 Pacific Standard Time

Name: 180224M1_37, Date: 24-Feb-2018, Time: 19:17:49, ID: 1800342-16 WI-AF-4-MW-3-0218 0.11068, Description: WI-AF-4-MW-3-0218

13C3-PFHxS

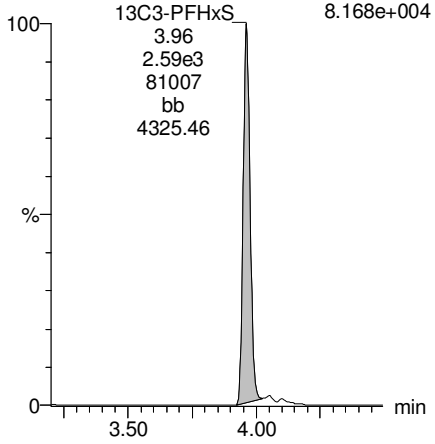

13C9-PFNA

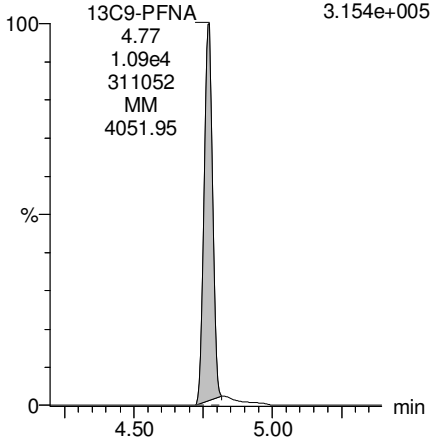

13C4-PFOS

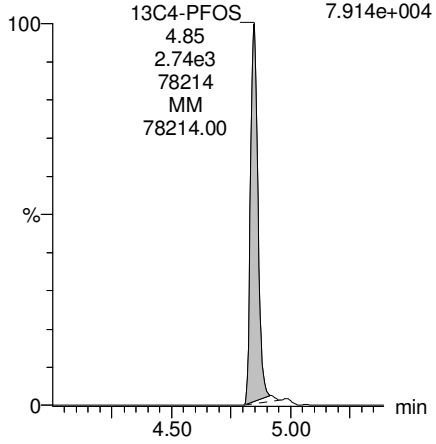

13C6-PFDA

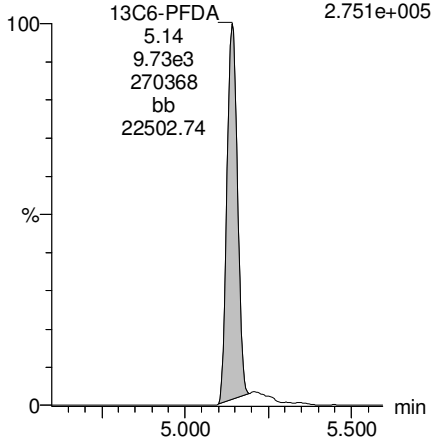

13C7-PFUdA

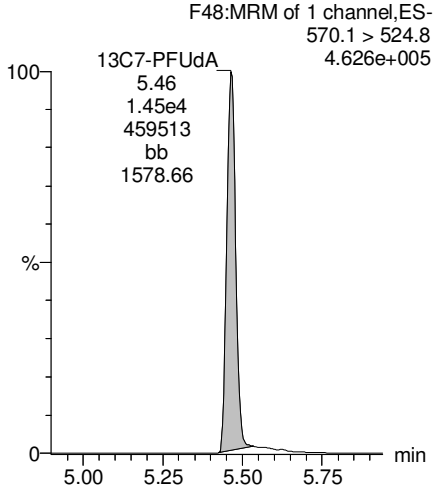

KBF 3/9/2018

Vista Analytical Laboratory

Dataset: Z:\Projects\PFAS.PRO\Results\180224M1\180224M1-38.qld

Last Altered: Tuesday, February 27, 2018 16:34:50 Pacific Standard Time
Printed: Tuesday, February 27, 2018 16:36:10 Pacific Standard Time

Reviewed: CT 3/12/2018

Method: Z:\Projects\PFAS.PRO\MethDB\PFAS_FULL_80C_022318.mdb 26 Feb 2018 09:30:45
Calibration: Z:\Projects\PFAS.PRO\CurveDB\C18_VAL-PFAS_Q4_02-23-18-FULL.cdb 24 Feb 2018 15:27:24

Name: 180224M1_38, Date: 24-Feb-2018, Time: 19:29:18, ID: 1800342-17 WI-AF-EB01-021718 0.12581, Description: WI-AF-EB01-021718

	#	Name	Trace	Area	IS Area	Wt./Vol.	RRF	Pred.RT	RT	y Axis Resp.	Conc.	%Rec
1	3	PFBS	299.0 > 79.7		1.26e3	0.126		2.60				
2	5	PFHxA	313.2 > 268.9		2.43e3	0.126		3.19				
3	7	PFHpA	363.0 > 318.9		6.55e3	0.126		3.81				
4	8	L-PFHxS	398.9 > 79.6	4.57e0	1.10e3	0.126		4.17	3.96	0.0517	0.6283	
5	11	L-PFOA	413 > 368.7	8.21e1	9.61e3	0.126		4.40	4.34	0.107	0.8143	
6	14	PFNA	463.0 > 418.8		8.25e3	0.126		4.76				
7	16	L-PFOS	499 > 79.9	4.09e1	2.50e3	0.126		4.95	4.85	0.205	1.9450	
8	18	PFDA	513 > 468.8		7.39e3	0.126		5.14				
9	21	N-MeFOSAA	570.1 > 419		2.93e3	0.126		5.29				
10	22	N-EtFOSAA	584.2 > 419		3.43e3	0.126		5.45				
11	23	PFUdA	563.0 > 518.9	2.83e1	8.45e3	0.126		5.46	5.46	0.0419	0.6089	

KBF 2/27/2018

Vista Analytical Laboratory

Dataset: Z:\Projects\PFAS.PRO\Results\180224M1\180224M1-38.qld

Last Altered: Tuesday, February 27, 2018 16:34:50 Pacific Standard Time
Printed: Tuesday, February 27, 2018 16:36:22 Pacific Standard Time

Reviewed: CT 3/12/2018

Method: Z:\Projects\PFAS.PRO\MethDB\PFAS_FULL_80C_022318.mdb 26 Feb 2018 09:30:45
Calibration: Z:\Projects\PFAS.PRO\CurveDB\C18_VAL-PFAS_Q4_02-23-18-FULL.cdb 24 Feb 2018 15:27:24

Name: 180224M1_38, Date: 24-Feb-2018, Time: 19:29:18, ID: 1800342-17 WI-AF-EB01-021718 0.12581, Description: WI-AF-EB01-021718

	#	Name	Trace	Area	IS Area	Wt./Vol.	RRF	Pred.RT	RT	y Axis Resp.	Conc.	%Rec	
1	25	PFDoA	612.9 > 569.0		6.11e3	0.126		5.74					
2	27	PFTrDA	662.9 > 618.9		6.11e3	0.126		5.98					
3	28	PFTeDA	712.9 > 668.8		2.95e3	0.126		6.20					
4	36	13C3-PFBS	302. > 98.8	1.26e3	1.09e4	0.126	0.116	2.69	2.71	1.44	99.0025	99.6	
5	37	13C2-PFHxA	315 > 269.8	2.43e3	1.09e4	0.126	0.732	3.19	3.20	2.78	30.1736	75.9	
6	38	13C4-PFHpA	367.2 > 321.8	6.55e3	1.09e4	0.126	0.717	3.81	3.82	7.48	82.9655	83.5	
7	39	18O2-PFHxS	403.0 > 102.6	1.10e3	2.86e3	0.126	0.368	3.96	3.96	4.82	104.1188	104.8	
8	40	13C2-PFOA	414.9 > 369.7	9.61e3	8.98e3	0.126	1.311	4.33	4.33	13.4	81.0773	81.6	
9	41	13C5-PFNA	468.2 > 422.9	8.25e3	1.19e4	0.126	0.974	4.76	4.77	8.66	70.6708	71.1	
10	42	13C8-PFOSA	506.1 > 77.7	1.51e3	1.16e4	0.126	0.187	4.83	4.83	1.63	68.9361	69.4	
11	43	13C8-PFOS	507.0 > 79.9	2.50e3	2.85e3	0.126	1.075	4.84	4.84	10.9	80.8695	81.4	
12	44	13C2-PFDA	515.1 > 469.9	7.39e3	1.15e4	0.126	1.019	5.14	5.14	8.01	62.4667	62.9	
13	45	d3-N-MeFOSAA	573.3 > 419	2.93e3	1.16e4	0.126	0.325	5.29	5.28	3.16	77.1835	77.7	
14	46	d5-N-EtFOSAA	589.3 > 419	3.43e3	1.16e4	0.126	0.345	5.45	5.44	3.70	85.1564	85.7	
15	47	13C2-PFUdA	565 > 519.8	8.45e3	1.16e4	0.126	1.071	5.46	5.46	9.09	67.4957	67.9	
16	48	13C2-PFDoA	615.0 > 569.7	6.11e3	1.16e4	0.126	0.995	5.74	5.74	6.58	52.5876	52.9	
17	49	d3-N-MeFOSA	515.2 > 168.9		1.16e4	0.126	0.090	5.84					
18	50	13C2-PFTeDA	714.8 > 669.6	2.95e3	1.16e4	0.126	0.551	6.20	6.21	3.17	45.7216	46.0	H
19	51	d5-N-ETFOSA	531.1 > 168.9		1.16e4	0.126	0.127	6.22					
20	52	13C2-PFHxDA	815 > 769.7	2.53e3	1.16e4	0.126	0.752	6.51	6.52	2.72	28.7802	72.4	
21	53	d7-N-MeFOSE	623.1 > 58.9		1.16e4	0.126	0.098	6.31					
22	54	d9-N-EtFOSE	639.2 > 58.8		1.16e4	0.126	0.086	6.45					
23	55	13C4-PFBA	217. > 171.8	9.59e3	9.59e3	0.126	1.000	1.46	1.48	12.5	99.3562	100.0	
24	56	13C5-PFHxA	318 > 272.9	1.09e4	1.09e4	0.126	1.000	3.19	3.20	12.5	99.3562	100.0	
25	57	13C3-PFHxS	401.9 > 79.9	2.86e3	2.86e3	0.126	1.000	3.96	3.96	12.5	99.3562	100.0	
26	58	13C8-PFOA	421.3 > 376	8.98e3	8.98e3	0.126	1.000	4.33	4.33	12.5	99.3562	100.0	
27	59	13C9-PFNA	472.2 > 426.9	1.19e4	1.19e4	0.126	1.000	4.70	4.77	12.5	99.3562	100.0	
28	60	13C4-PFOS	503 > 79.9	2.85e3	2.85e3	0.126	1.000	4.84	4.84	12.5	99.3562	100.0	
29	61	13C6-PFDA	519.1 > 473.7	1.15e4	1.15e4	0.126	1.000	5.14	5.14	12.5	99.3562	100.0	
30	62	13C7-PFUdA	570.1 > 524.8	1.16e4	1.16e4	0.126	1.000	5.46	5.46	12.5	99.3562	100.0	
31	63	Total PFHxS	398.9 > 79.6	4.57e0	1.10e3	0.126		3.85		0.0517	0.6283		
32	64	Total PFOA	413 > 368.7	8.21e1	9.61e3	0.126		4.21		0.107	0.8143		

KBF 2/27/2018

Vista Analytical Laboratory

Dataset: Z:\Projects\PFAS.PRO\Results\180224M1\180224M1-38.qld

Last Altered: Tuesday, February 27, 2018 16:34:50 Pacific Standard Time
Printed: Tuesday, February 27, 2018 16:36:22 Pacific Standard Time

Reviewed: CT 3/12/2018

Name: 180224M1_38, Date: 24-Feb-2018, Time: 19:29:18, ID: 1800342-17 WI-AF-EB01-021718 0.12581, Description: WI-AF-EB01-021718

	#	Name	Trace	Area	IS Area	Wt./Vol.	RRF	Pred.RT	RT	y Axis Resp.	Conc.	%Rec
33	65	Total PFOS	499 > 79.9	4.09e1	2.50e3	0.126		4.73		0.205	1.9450	
34	66	Total N-MeFOSAA	570.1 > 419	0.00e0	2.93e3	0.126		5.29		0.000		
35	67	Total N-EtFOSAA	584.2 > 419	0.00e0	3.43e3	0.126		5.45		0.000		

KBF 2/27/2018

Vista Analytical Laboratory

Dataset: Z:\Projects\PFAS.PRO\Results\180224M1\180224M1-38.qld

Last Altered: Tuesday, February 27, 2018 16:34:50 Pacific Standard Time
Printed: Tuesday, February 27, 2018 16:36:22 Pacific Standard Time

Reviewed: CT 3/12/2018

Method: Z:\Projects\PFAS.PRO\MethDB\PFAS_FULL_80C_022318.mdb 26 Feb 2018 09:30:45
Calibration: Z:\Projects\PFAS.PRO\CurveDB\C18_VAL-PFAS_Q4_02-23-18-FULL.cdb 24 Feb 2018 15:27:24

Name: 180224M1_38, Date: 24-Feb-2018, Time: 19:29:18, ID: 1800342-17 WI-AF-EB01-021718 0.12581, Description: WI-AF-EB01-021718

PFBS

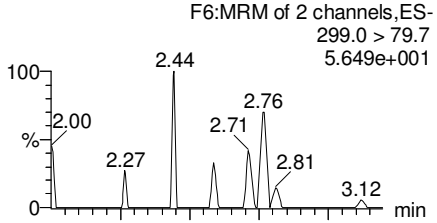

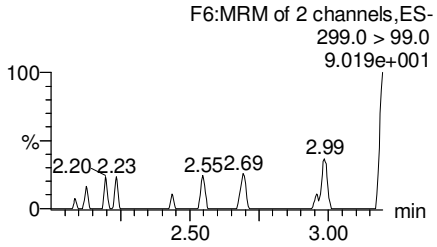

PFHxA

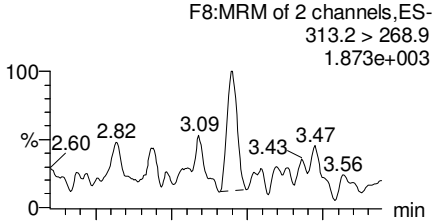

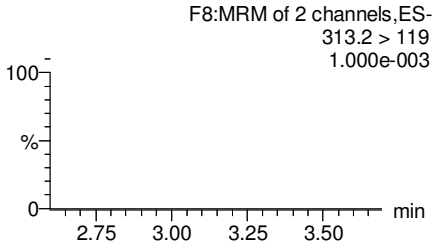

PFHpA

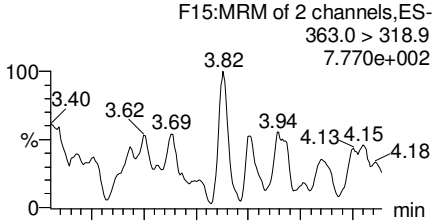

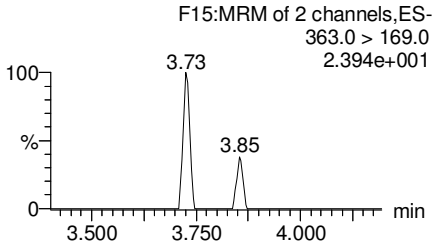

Total PFHxS

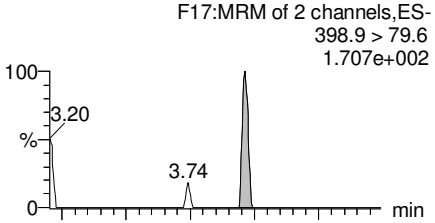

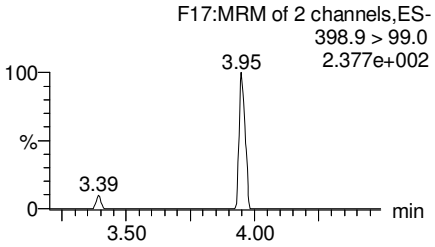

13C3-PFBS

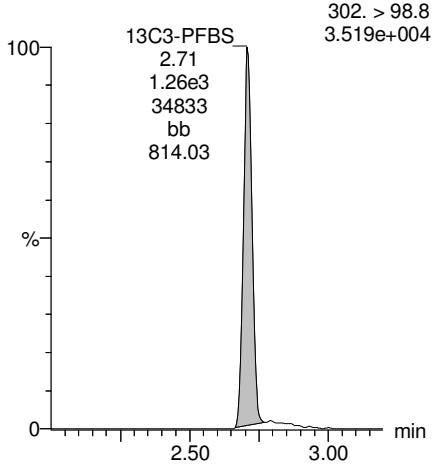

13C2-PFHxA

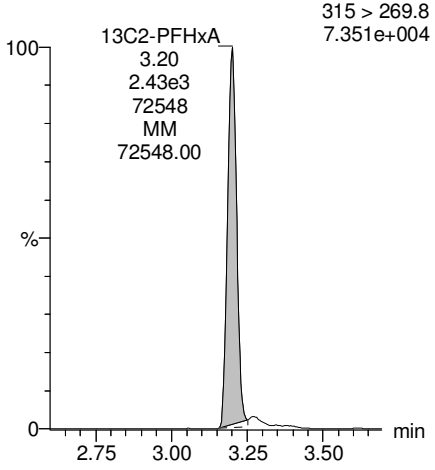

13C4-PFHpA

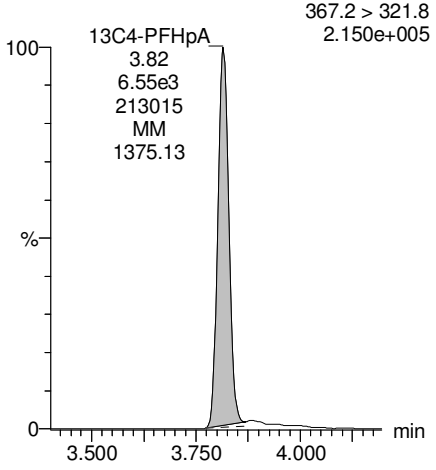

18O2-PFHxS

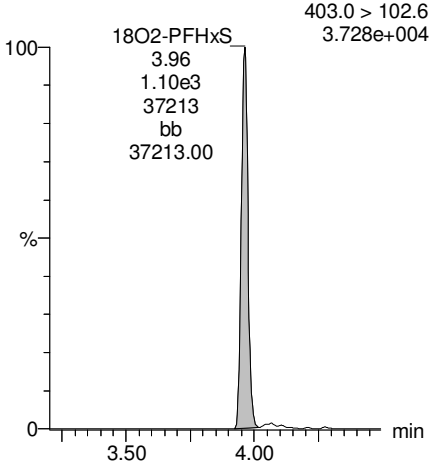

KBF 2/27/2018

Vista Analytical Laboratory

Dataset: Z:\Projects\PFAS.PRO\Results\180224M1\180224M1-38.qld

Last Altered: Tuesday, February 27, 2018 16:34:50 Pacific Standard Time
Printed: Tuesday, February 27, 2018 16:36:22 Pacific Standard Time

Reviewed: CT 3/12/2018

Name: 180224M1_38, Date: 24-Feb-2018, Time: 19:29:18, ID: 1800342-17 WI-AF-EB01-021718 0.12581, Description: WI-AF-EB01-021718

Total PFOA

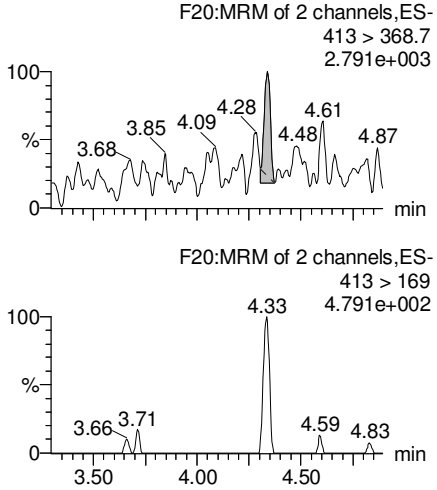

PFNA

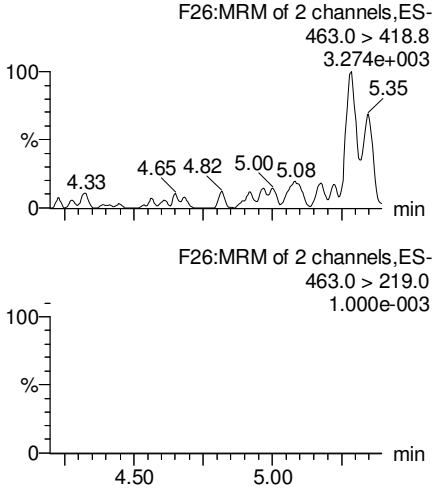

Total PFOS

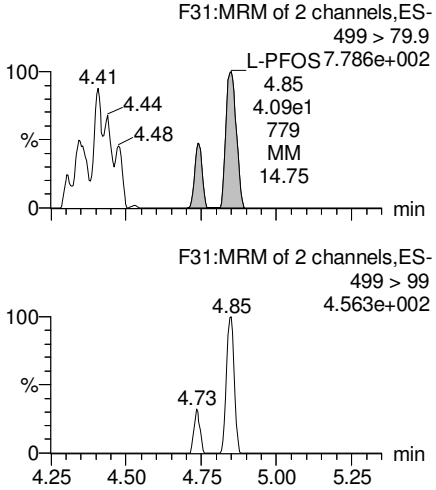

PFDA

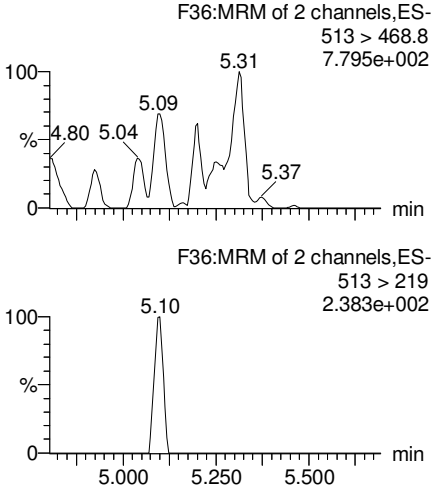

13C2-PFOA

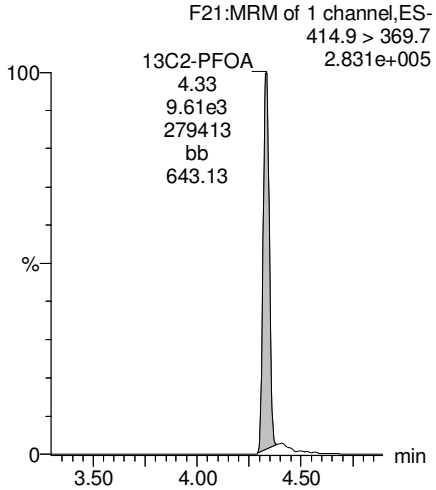

13C5-PFNA

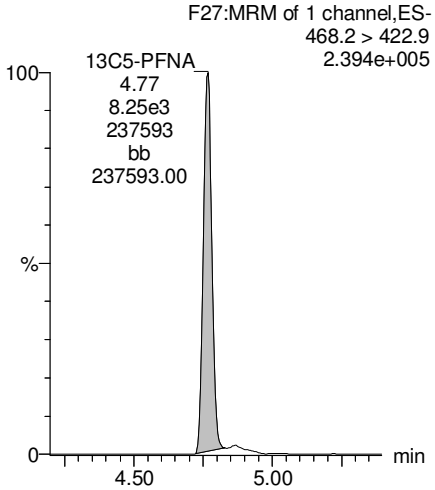

13C8-PFOS

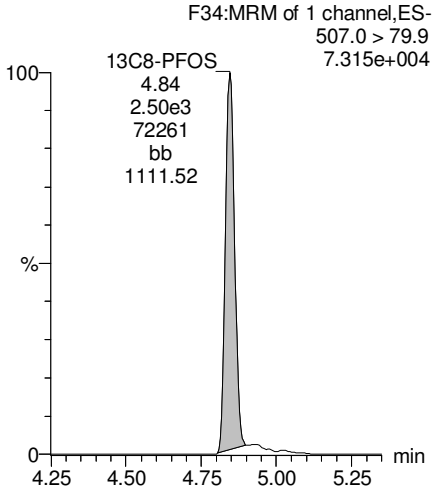

13C2-PFDA

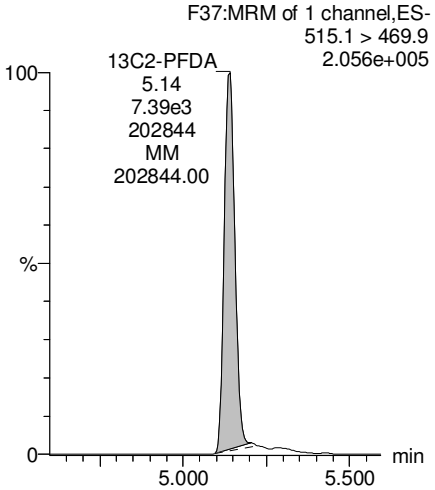

KBF 2/27/2018

Vista Analytical Laboratory

Dataset: Z:\Projects\PFAS.PRO\Results\180224M1\180224M1-38.qld

Last Altered: Tuesday, February 27, 2018 16:34:50 Pacific Standard Time
Printed: Tuesday, February 27, 2018 16:36:22 Pacific Standard Time

Reviewed: CT 3/12/2018

Name: 180224M1_38, Date: 24-Feb-2018, Time: 19:29:18, ID: 1800342-17 WI-AF-EB01-021718 0.12581, Description: WI-AF-EB01-021718

PFUdA

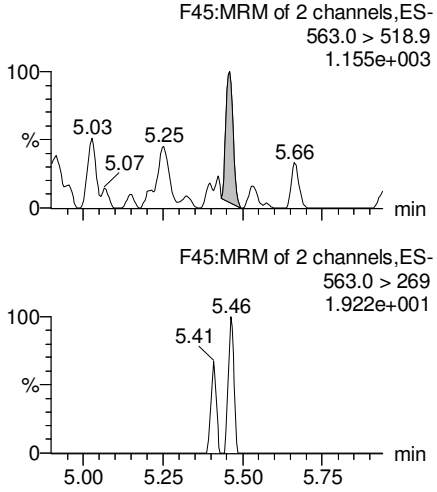

N-MeFOSAA

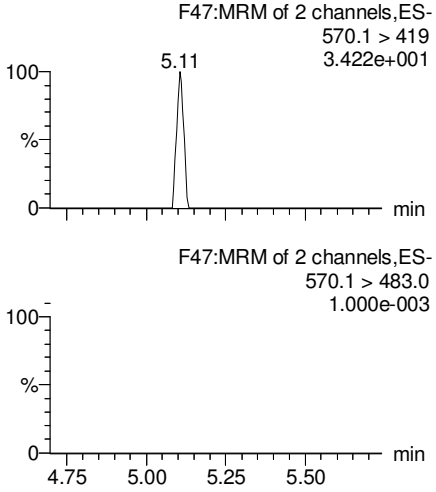

N-EtFOSAA

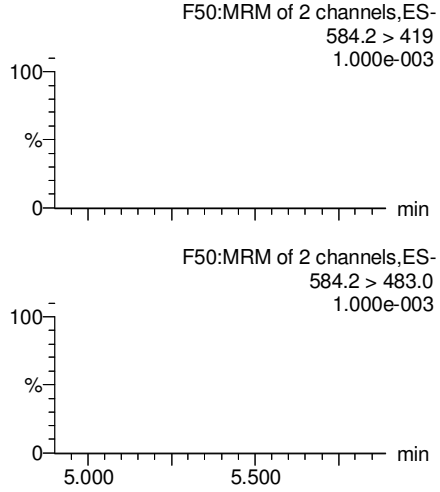

PFDoA

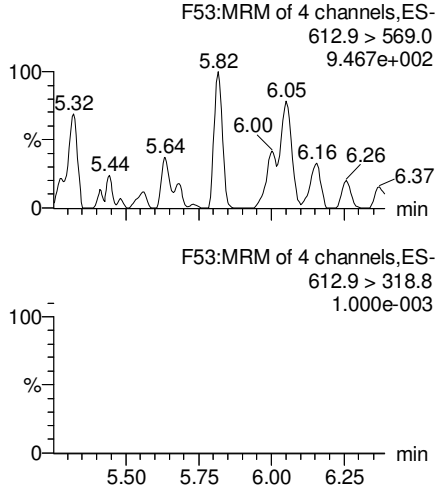

13C2-PFUdA

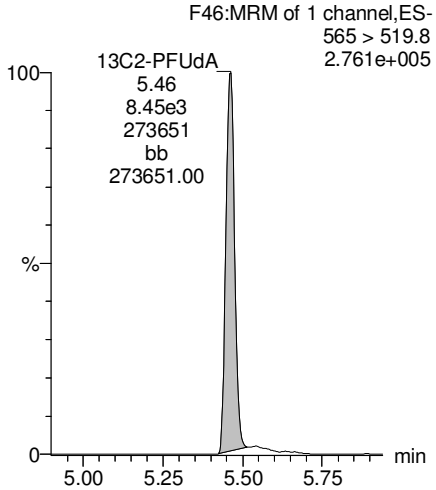

d3-N-MeFOSAA

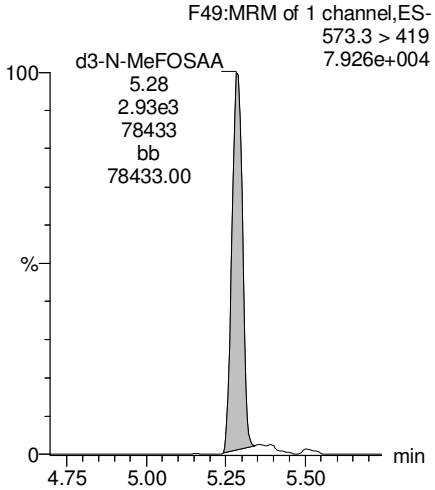

d5-N-EtFOSAA

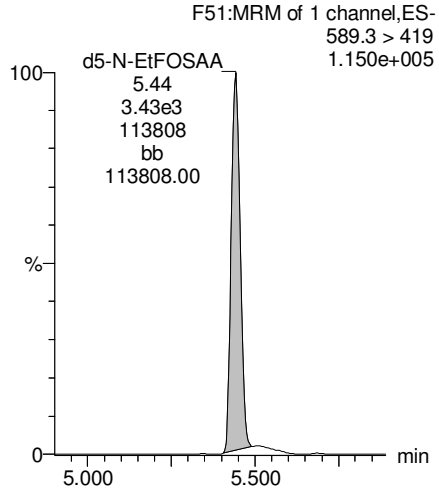

13C2-PFDoA

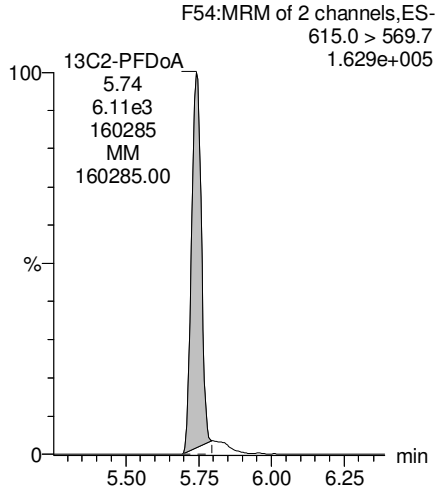

KBF 2/27/2018

Dataset: Z:\Projects\PFAS.PRO\Results\180224M1\180224M1-38.qld

Last Altered: Tuesday, February 27, 2018 16:34:50 Pacific Standard Time
Printed: Tuesday, February 27, 2018 16:36:22 Pacific Standard Time

Reviewed: CT 3/12/2018

Name: 180224M1_38, Date: 24-Feb-2018, Time: 19:29:18, ID: 1800342-17 WI-AF-EB01-021718 0.12581, Description: WI-AF-EB01-021718

PFTrDA

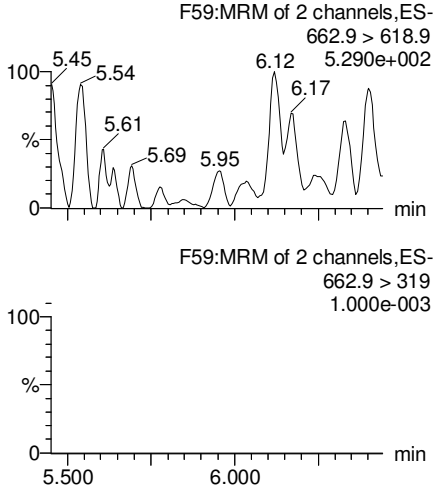

PFTeDA

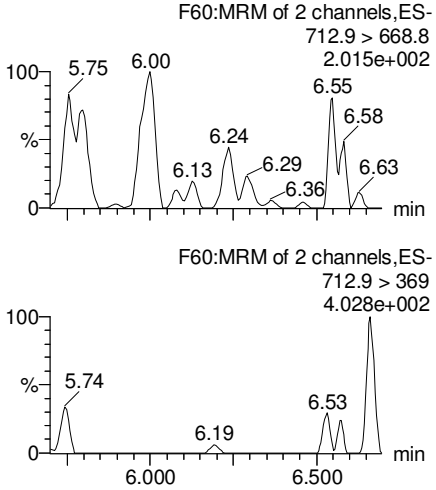

TCDA

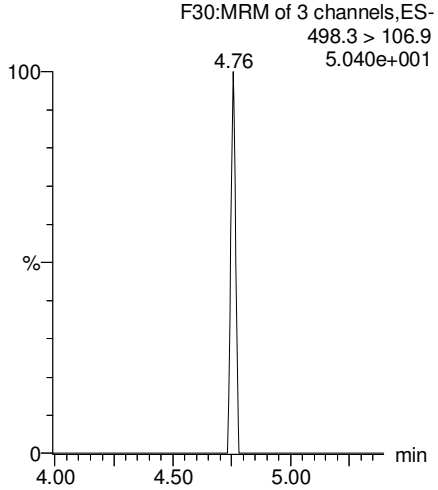

13C5-PFHxA

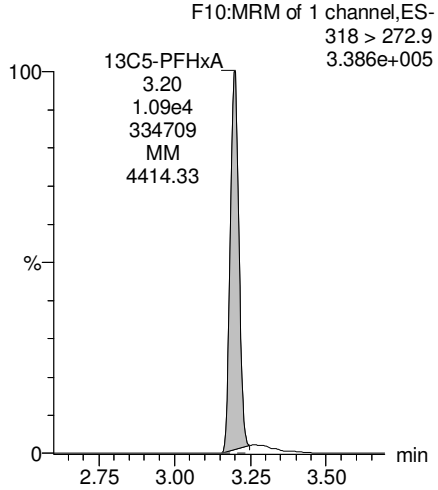

13C2-PFDoA

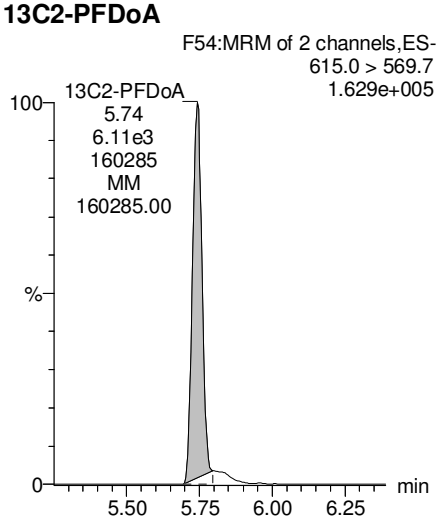

13C2-PFTeDA

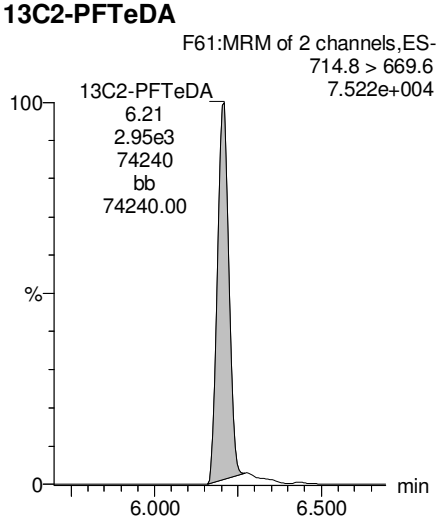

13C8-PFOS

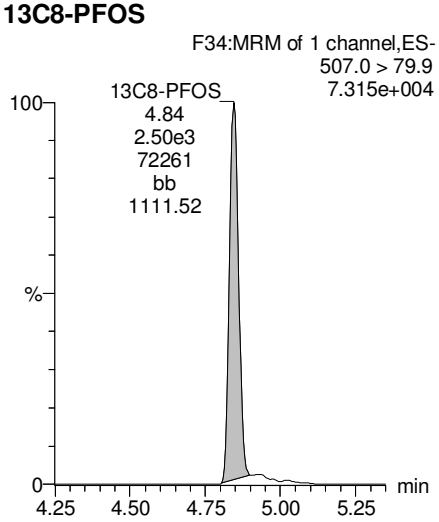

13C8-PFOA

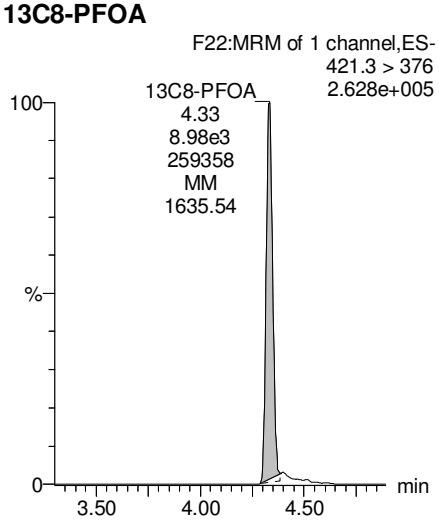

KBF 2/27/2018

Vista Analytical Laboratory

Dataset: Z:\Projects\PFAS.PRO\Results\180224M1\180224M1-38.qld

Last Altered: Tuesday, February 27, 2018 16:34:50 Pacific Standard Time
Printed: Tuesday, February 27, 2018 16:36:22 Pacific Standard Time

Reviewed: CT 3/12/2018

Name: 180224M1_38, Date: 24-Feb-2018, Time: 19:29:18, ID: 1800342-17 WI-AF-EB01-021718 0.12581, Description: WI-AF-EB01-021718

13C3-PFHxS

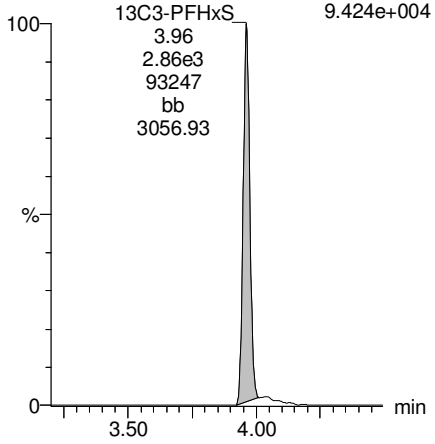

13C9-PFNA

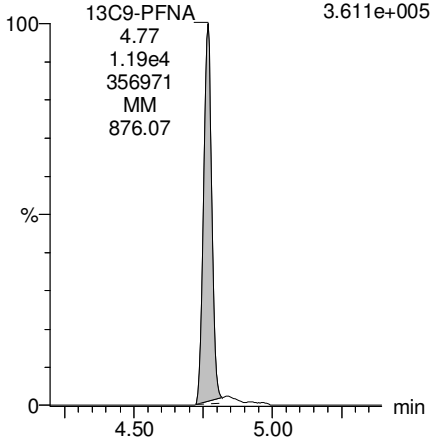

13C4-PFOS

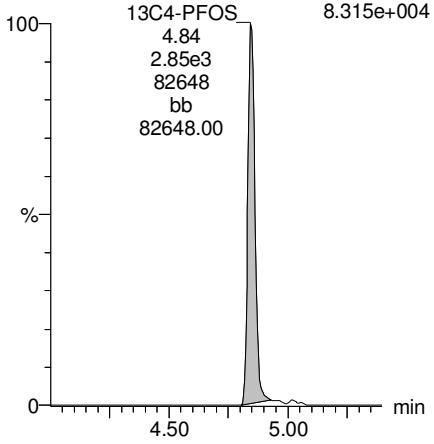

13C6-PFDA

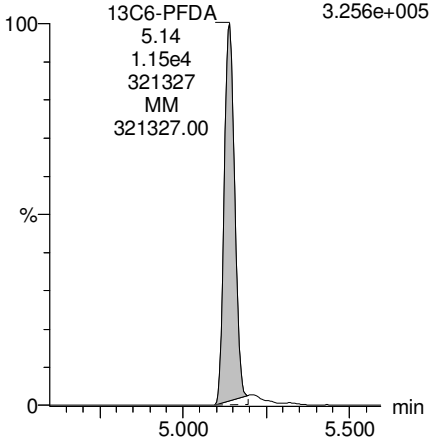

13C7-PFUdA

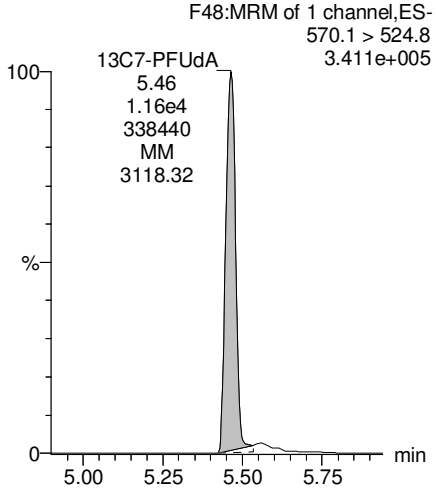

KBF 2/27/2018

Vista Analytical Laboratory

rev: ANP 3/9/2018

Dataset: Z:\Projects\PFAS.PRO\Results\180224M1\180224M1-39.qld

Last Altered: Tuesday, February 27, 2018 17:04:04 Pacific Standard Time
Printed: Tuesday, February 27, 2018 17:06:10 Pacific Standard Time

Method: Z:\Projects\PFAS.PRO\MethDB\PFAS_FULL_80C_022318.mdb 26 Feb 2018 09:30:45
Calibration: Z:\Projects\PFAS.PRO\CurveDB\C18_VAL-PFAS_Q4_02-23-18-FULL.cdb 24 Feb 2018 15:27:24

Name: 180224M1_39, Date: 24-Feb-2018, Time: 19:40:47, ID: 1800342-18 WI-AF-N2-6C-0218 0.11624, Description: WI-AF-N2-6C-0218

	#	Name	Trace	Area	IS Area	Wt./Vol.	RRF	Pred.RT	RT	y Axis Resp.	Conc.	%Rec	
1	3	PFBS	299.0 > 79.7	1.95e3	1.14e3	0.116		2.60	2.71	21.3	98.6736		
2	5	PFHxA	313.2 > 268.9	5.85e4	2.20e3	0.116		3.19	3.20	133	762.2424		
3	7	PFHpA	363.0 > 318.9	5.08e4	5.74e3	0.116		3.81	3.82	111	725.7688		
4	8	L-PFHxS	398.9 > 79.6	3.27e4	7.40e2	0.116		4.17	3.96	553	2570.9985		
5	11	L-PFOA	413 > 368.7	5.05e4	8.43e3	0.116		4.40	4.33	74.9	648.5115		
6	14	PFNA	463.0 > 418.8	9.69e3	5.98e3	0.116		4.76	4.77	20.2	138.7309		
7	16	L-PFOS	499 > 79.9	1.75e5	1.99e3	0.116		4.95	4.85	1100	7881.2066		E
8	18	PFDA	513 > 468.8	2.13e3	6.34e3	0.116		5.14	5.14	4.20	27.6587		
9	21	N-MeFOSAA	570.1 > 419		3.05e3	0.116		5.29					
10	22	N-EtFOSAA	584.2 > 419		3.29e3	0.116		5.45					
11	23	PFUdA	563.0 > 518.9		6.61e3	0.116		5.46					

KBF 2/27/2018

Vista Analytical Laboratory

rev: ANP 3/9/2018

Dataset: Z:\Projects\PFAS.PRO\Results\180224M1\180224M1-39.qld

Last Altered: Tuesday, February 27, 2018 17:04:04 Pacific Standard Time
Printed: Tuesday, February 27, 2018 17:06:23 Pacific Standard Time

Method: Z:\Projects\PFAS.PRO\MethDB\PFAS_FULL_80C_022318.mdb 26 Feb 2018 09:30:45
Calibration: Z:\Projects\PFAS.PRO\CurveDB\C18_VAL-PFAS_Q4_02-23-18-FULL.cdb 24 Feb 2018 15:27:24

Name: 180224M1_39, Date: 24-Feb-2018, Time: 19:40:47, ID: 1800342-18 WI-AF-N2-6C-0218 0.11624, Description: WI-AF-N2-6C-0218

	#	Name	Trace	Area	IS Area	Wt./Vol.	RRF	Pred.RT	RT	y Axis Resp.	Conc.	%Rec
1	25	PFDoA	612.9 > 569.0		6.50e3	0.116		5.74				
2	27	PFTrDA	662.9 > 618.9		6.50e3	0.116		5.98				
3	28	PFTeDA	712.9 > 668.8		3.32e3	0.116		6.20				
4	36	13C3-PFBS	302. > 98.8	1.14e3	9.03e3	0.116	0.116	2.69	2.71	1.58	117.1372	108.9
5	37	13C2-PFHxA	315 > 269.8	2.20e3	9.03e3	0.116	0.732	3.19	3.20	3.05	35.8269	83.3
6	38	13C4-PFHpA	367.2 > 321.8	5.74e3	9.03e3	0.116	0.717	3.81	3.81	7.94	95.3375	88.7
7	39	18O2-PFHxS	403.0 > 102.6	7.40e2	2.55e3	0.116	0.368	3.96	3.96	3.62	84.7716	78.8
8	40	13C2-PFOA	414.9 > 369.7	8.43e3	8.49e3	0.116	1.311	4.33	4.33	12.4	81.4976	75.8
9	41	13C5-PFNA	468.2 > 422.9	5.98e3	9.94e3	0.116	0.974	4.76	4.77	7.52	66.4147	61.8
10	42	13C8-PFOSA	506.1 > 77.7	1.14e3	1.03e4	0.116	0.187	4.83	4.82	1.38	63.4993	59.0
11	43	13C8-PFOS	507.0 > 79.9	1.99e3	2.22e3	0.116	1.075	4.84	4.84	11.2	89.5886	83.3
12	44	13C2-PFDA	515.1 > 469.9	6.34e3	9.73e3	0.116	1.019	5.14	5.14	8.14	68.7396	63.9
13	45	d3-N-MeFOSAA	573.3 > 419	3.05e3	1.03e4	0.116	0.325	5.29	5.28	3.68	97.4732	90.6
14	46	d5-N-EtFOSAA	589.3 > 419	3.29e3	1.03e4	0.116	0.345	5.45	5.44	3.99	99.3794	92.4
15	47	13C2-PFUdA	565 > 519.8	6.61e3	1.03e4	0.116	1.071	5.46	5.46	8.00	64.2578	59.8
16	48	13C2-PFDoA	615.0 > 569.7	6.50e3	1.03e4	0.116	0.995	5.74	5.74	7.86	67.9996	63.2
17	49	d3-N-MeFOSA	515.2 > 168.9		1.03e4	0.116	0.090	5.84				
18	50	13C2-PFTeDA	714.8 > 669.6	3.32e3	1.03e4	0.116	0.551	6.20	6.20	4.02	62.7101	58.3
19	51	d5-N-ETFOSA	531.1 > 168.9		1.03e4	0.116	0.127	6.22				
20	52	13C2-PFHxDA	815 > 769.7	2.06e3	1.03e4	0.116	0.752	6.51	6.52	2.49	28.5303	66.3
21	53	d7-N-MeFOSE	623.1 > 58.9		1.03e4	0.116	0.098	6.31				
22	54	d9-N-EtFOSE	639.2 > 58.8		1.03e4	0.116	0.086	6.45				
23	55	13C4-PFBA	217. > 171.8	8.36e3	8.36e3	0.116	1.000	1.46	1.47	12.5	107.5361	100.0
24	56	13C5-PFHxA	318 > 272.9	9.03e3	9.03e3	0.116	1.000	3.19	3.20	12.5	107.5361	100.0
25	57	13C3-PFHxS	401.9 > 79.9	2.55e3	2.55e3	0.116	1.000	3.96	3.96	12.5	107.5361	100.0
26	58	13C8-PFOA	421.3 > 376	8.49e3	8.49e3	0.116	1.000	4.33	4.33	12.5	107.5361	100.0
27	59	13C9-PFNA	472.2 > 426.9	9.94e3	9.94e3	0.116	1.000	4.70	4.77	12.5	107.5361	100.0
28	60	13C4-PFOS	503 > 79.9	2.22e3	2.22e3	0.116	1.000	4.84	4.85	12.5	107.5361	100.0
29	61	13C6-PFDA	519.1 > 473.7	9.73e3	9.73e3	0.116	1.000	5.14	5.14	12.5	107.5361	100.0
30	62	13C7-PFUdA	570.1 > 524.8	1.03e4	1.03e4	0.116	1.000	5.46	5.46	12.5	107.5361	100.0
31	63	Total PFHxS	398.9 > 79.6	3.27e4	7.40e2	0.116		3.85		553	2570.9985	
32	64	Total PFOA	413 > 368.7	5.23e4	8.43e3	0.116		4.21		77.5	671.0984	

KBF 2/27/2018

Vista Analytical Laboratory

rev: ANP 3/9/2018

Dataset: Z:\Projects\PFAS.PRO\Results\180224M1\180224M1-39.qld

Last Altered: Tuesday, February 27, 2018 17:04:04 Pacific Standard Time
Printed: Tuesday, February 27, 2018 17:06:23 Pacific Standard Time

Name: 180224M1_39, Date: 24-Feb-2018, Time: 19:40:47, ID: 1800342-18 WI-AF-N2-6C-0218 0.11624, Description: WI-AF-N2-6C-0218

	#	Name	Trace	Area	IS Area	Wt./Vol.	RRF	Pred.RT	RT	y Axis Resp.	Conc.	%Rec
33	65	Total PFOS	499 > 79.9	1.75e5	1.99e3	0.116		4.73		1100	7881.2066	
34	66	Total N-MeFOSAA	570.1 > 419	0.00e0	3.05e3	0.116		5.29		0.000		
35	67	Total N-EtFOSAA	584.2 > 419	0.00e0	3.29e3	0.116		5.45		0.000		

KBF 2/27/2018

Vista Analytical Laboratory

rev: ANP 3/9/2018

Dataset: Z:\Projects\PFAS.PRO\Results\180224M1\180224M1-39.qld

Last Altered: Tuesday, February 27, 2018 17:04:04 Pacific Standard Time
Printed: Tuesday, February 27, 2018 17:06:23 Pacific Standard Time

Method: Z:\Projects\PFAS.PRO\MethDB\PFAS_FULL_80C_022318.mdb 26 Feb 2018 09:30:45
Calibration: Z:\Projects\PFAS.PRO\CurveDB\C18_VAL-PFAS_Q4_02-23-18-FULL.cdb 24 Feb 2018 15:27:24

Name: 180224M1_39, Date: 24-Feb-2018, Time: 19:40:47, ID: 1800342-18 WI-AF-N2-6C-0218 0.11624, Description: WI-AF-N2-6C-0218

PFBS

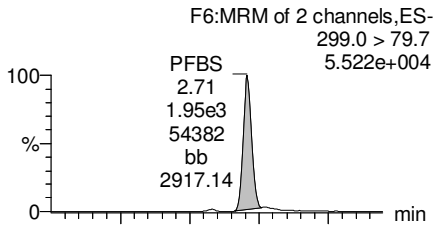

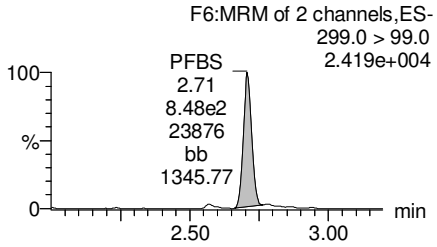

PFHxA

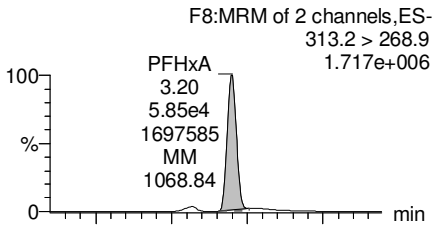

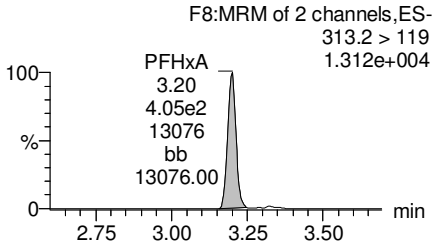

PFHpA

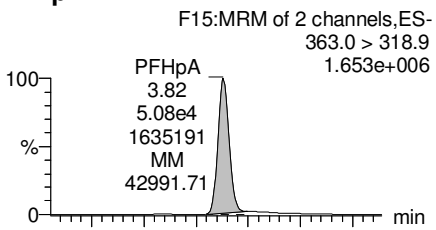

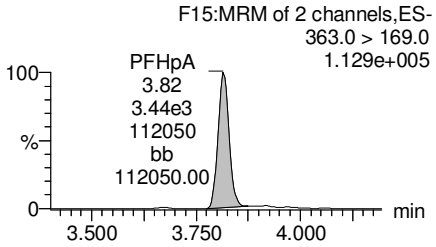

Total PFHxS

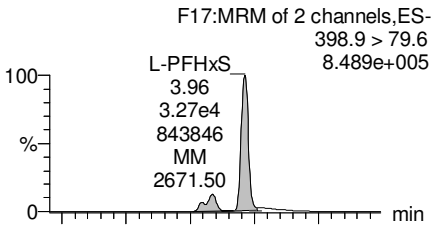

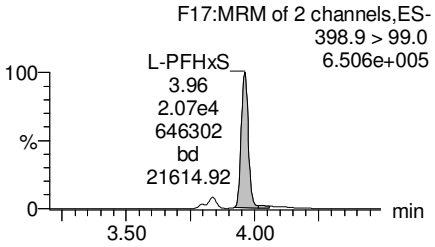

13C3-PFBS

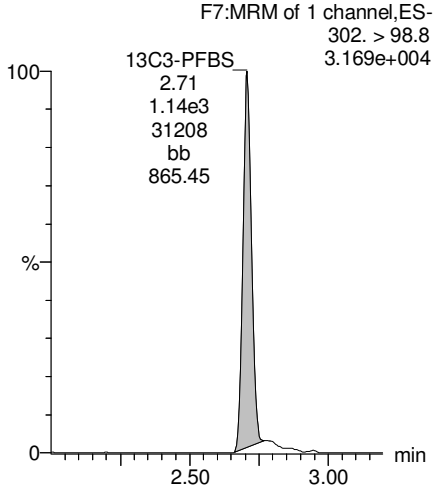

13C2-PFHxA

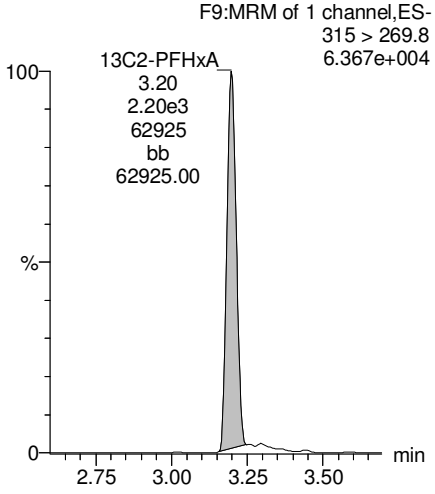

13C4-PFHpA

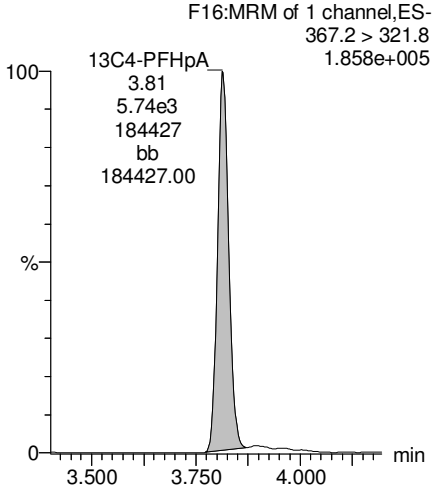

18O2-PFHxS

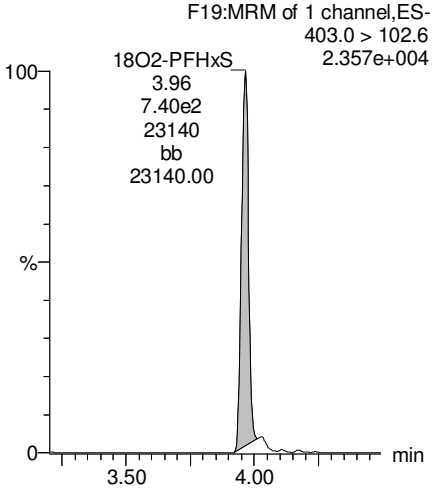

KBF 2/27/2018

Dataset: Z:\Projects\PFAS.PRO\Results\180224M1\180224M1-39.qld

Last Altered: Tuesday, February 27, 2018 17:04:04 Pacific Standard Time
Printed: Tuesday, February 27, 2018 17:06:23 Pacific Standard Time

Name: 180224M1_39, Date: 24-Feb-2018, Time: 19:40:47, ID: 1800342-18 WI-AF-N2-6C-0218 0.11624, Description: WI-AF-N2-6C-0218

Total PFOA

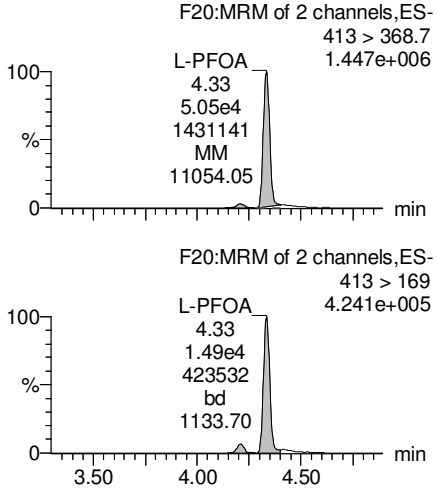

PFNA

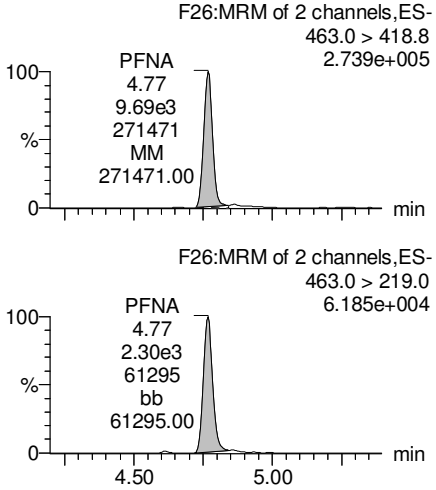

Total PFOS

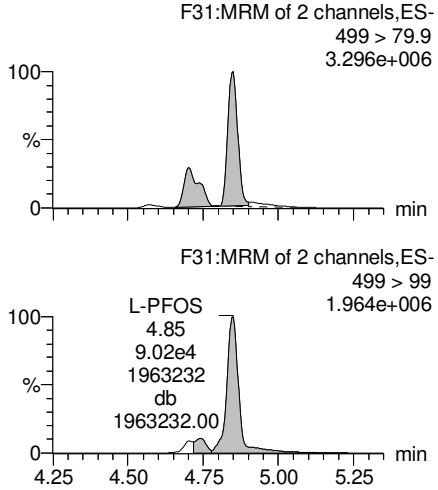

PFDA

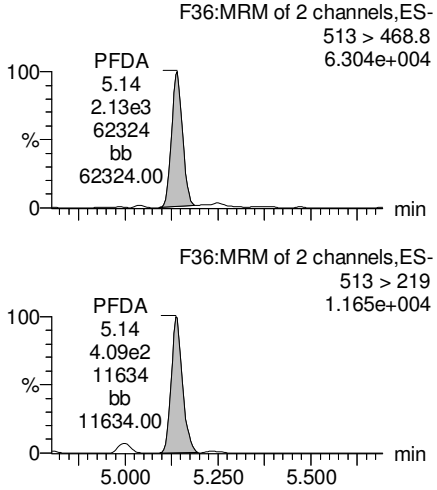

13C2-PFOA

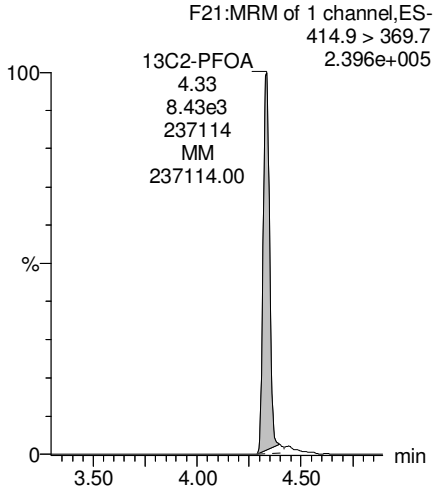

13C5-PFNA

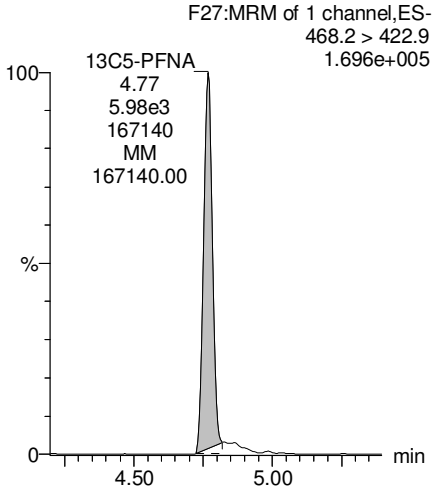

13C8-PFOS

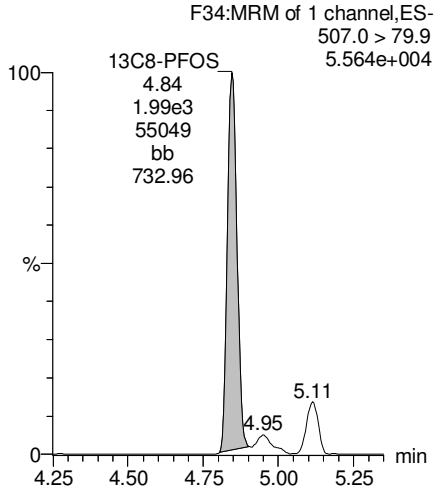

13C2-PFDA

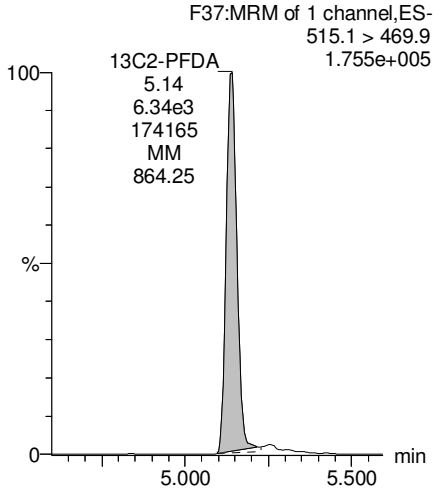

KBF 2/27/2018

Dataset: Z:\Projects\PFAS.PRO\Results\180224M1\180224M1-39.qld

Last Altered: Tuesday, February 27, 2018 17:04:04 Pacific Standard Time
Printed: Tuesday, February 27, 2018 17:06:23 Pacific Standard Time

Name: 180224M1_39, Date: 24-Feb-2018, Time: 19:40:47, ID: 1800342-18 WI-AF-N2-6C-0218 0.11624, Description: WI-AF-N2-6C-0218

PFUdA

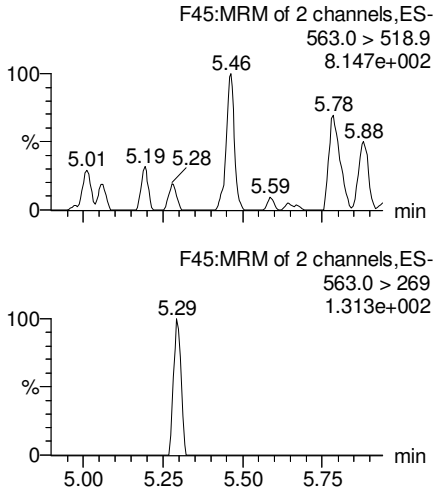

N-MeFOSAA

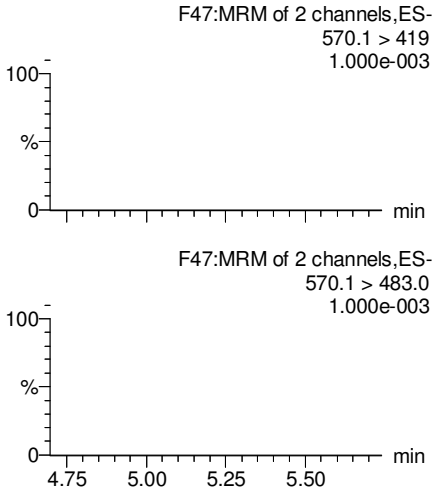

N-EtFOSAA

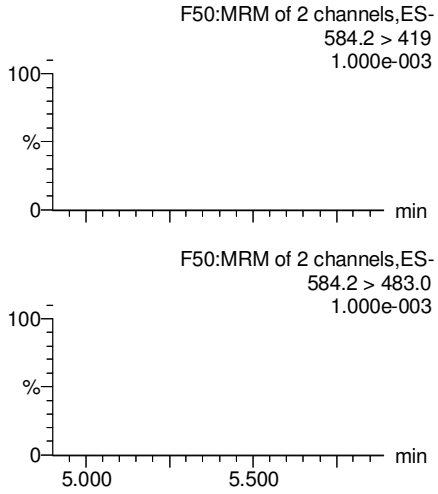

PFDoA

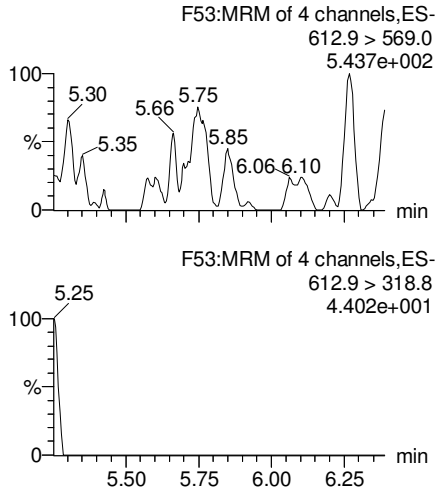

13C2-PFUdA

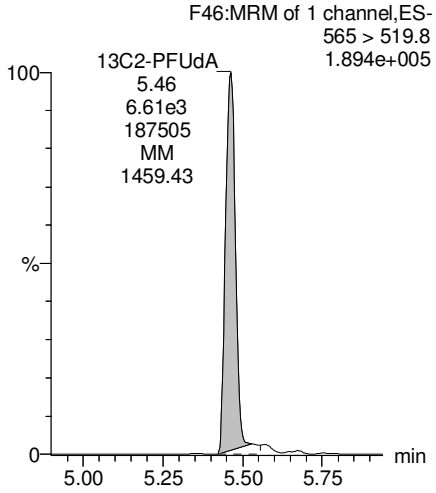

d3-N-MeFOSAA

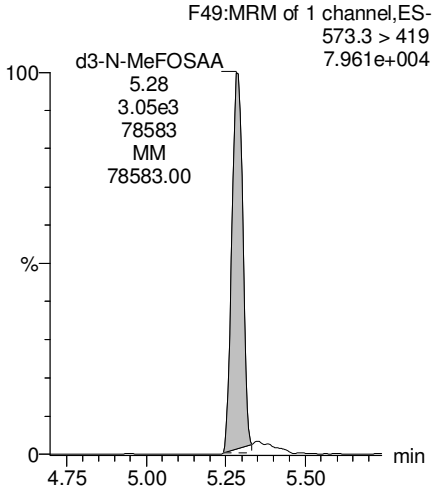

d5-N-EtFOSAA

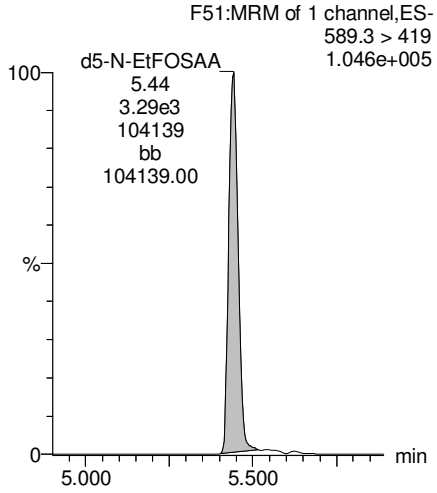

13C2-PFDoA

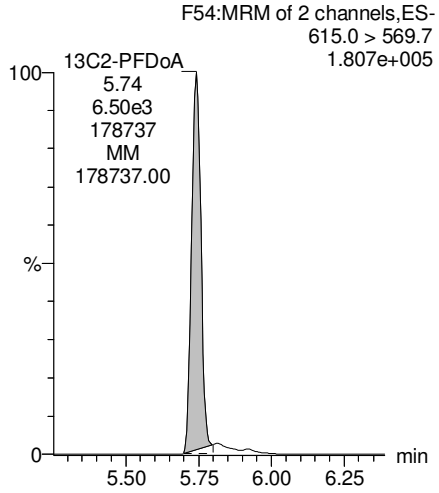

KBF 2/27/2018

Dataset: Z:\Projects\PFAS.PRO\Results\180224M1\180224M1-39.qld

Last Altered: Tuesday, February 27, 2018 17:04:04 Pacific Standard Time
Printed: Tuesday, February 27, 2018 17:06:23 Pacific Standard Time

Name: 180224M1_39, Date: 24-Feb-2018, Time: 19:40:47, ID: 1800342-18 WI-AF-N2-6C-0218 0.11624, Description: WI-AF-N2-6C-0218

PFTrDA

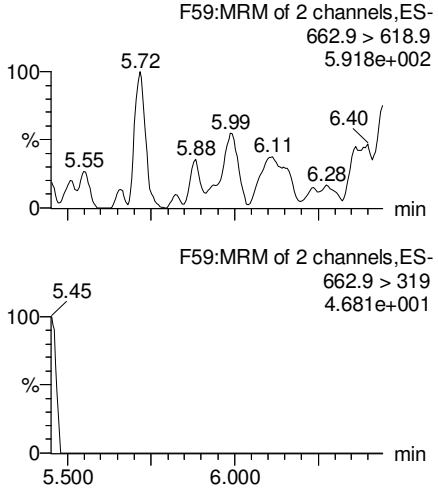

PFTeDA

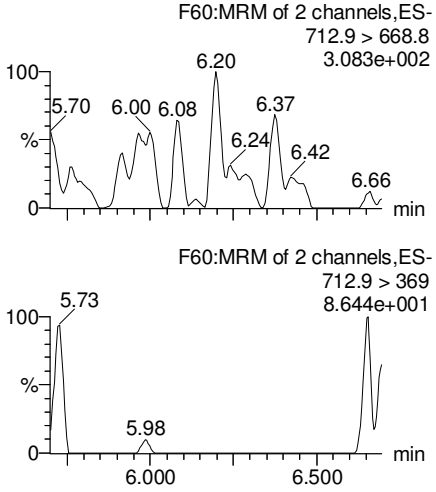

TCDA

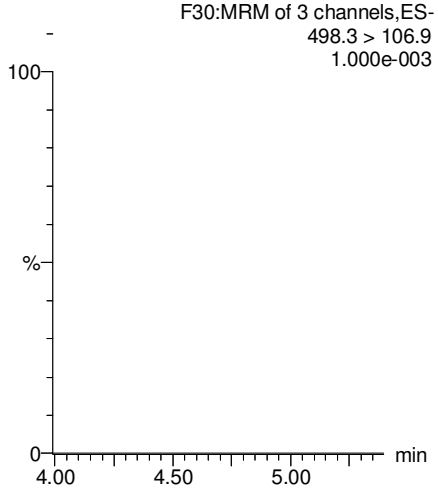

13C5-PFHxA

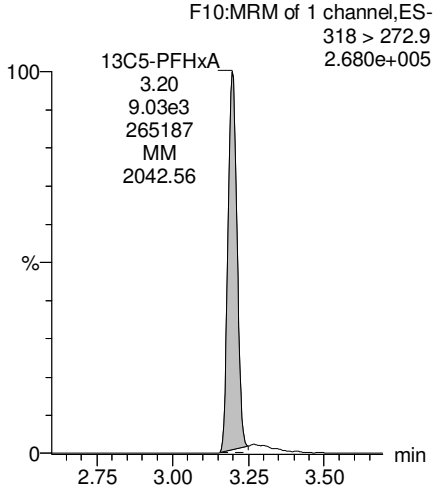

13C2-PFDoA

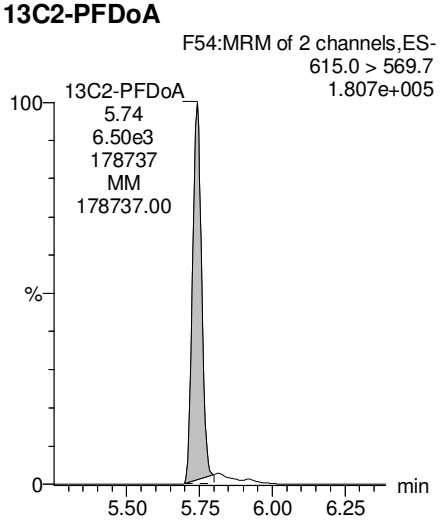

13C2-PFTeDA

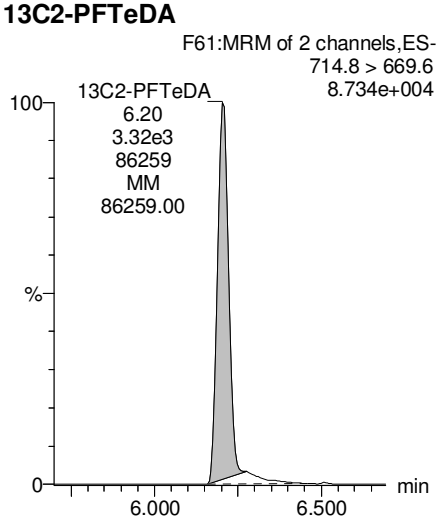

13C8-PFOS

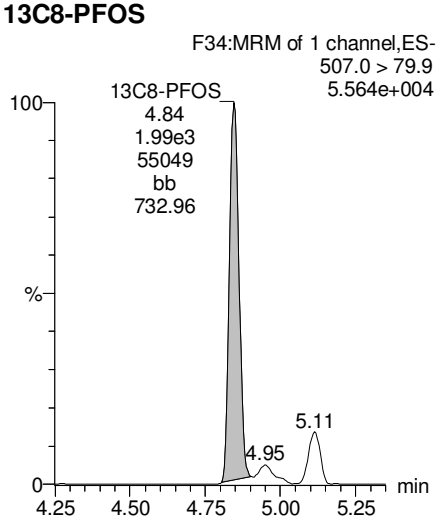

13C8-PFOA

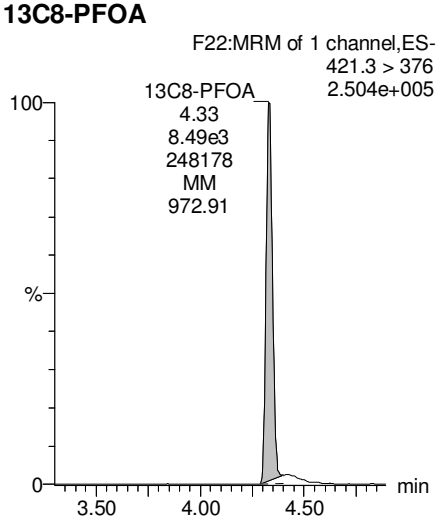

KBF 2/27/2018

Dataset: Z:\Projects\PFAS.PRO\Results\180224M1\180224M1-39.qld

Last Altered: Tuesday, February 27, 2018 17:04:04 Pacific Standard Time
Printed: Tuesday, February 27, 2018 17:06:23 Pacific Standard Time

Name: 180224M1_39, Date: 24-Feb-2018, Time: 19:40:47, ID: 1800342-18 WI-AF-N2-6C-0218 0.11624, Description: WI-AF-N2-6C-0218

13C3-PFHxS

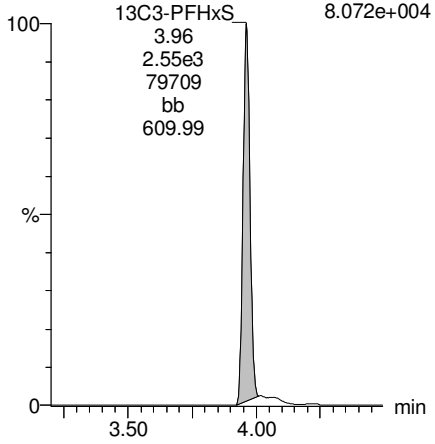

13C9-PFNA

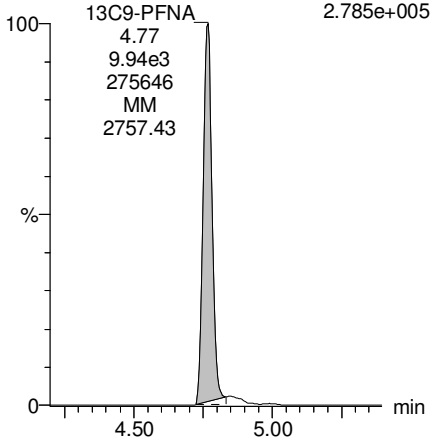

13C4-PFOS

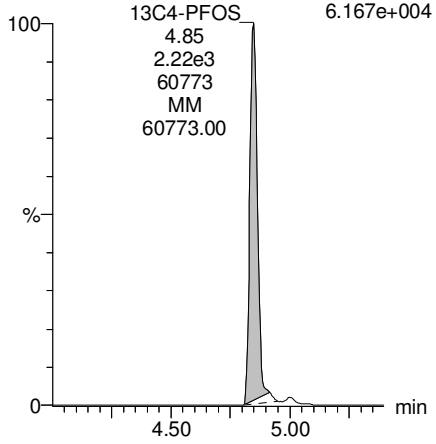

13C6-PFDA

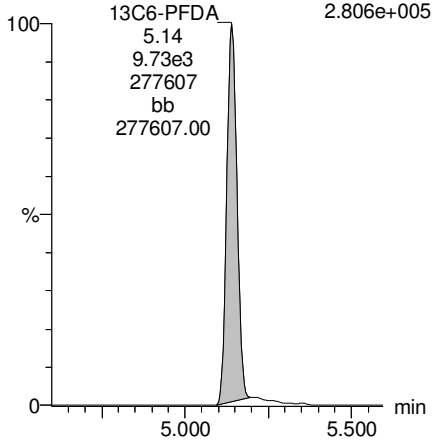

13C7-PFUdA

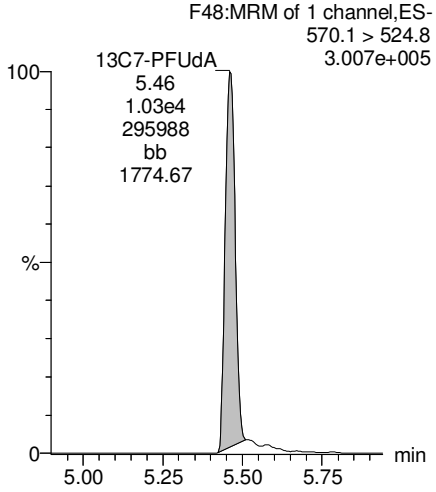

KBF 2/27/2018

Vista Analytical Laboratory

rev: ANP 3/9/2018

Dataset: Z:\Projects\PFAS.PRO\Results\180228M1\180228M1-17.qld

Last Altered: Monday, March 05, 2018 15:38:27 Pacific Standard Time
Printed: Monday, March 05, 2018 15:38:40 Pacific Standard Time

Method: Z:\Projects\PFAS.PRO\MethDB\PFAS_FULL_80C_022718.mdb 28 Feb 2018 13:19:45
Calibration: Z:\Projects\PFAS.PRO\CurveDB\C18_VAL-PFAS_Q4_02-28-18-FULL.cdb 01 Mar 2018 12:54:21

Name: 180228M1_17, Date: 28-Feb-2018, Time: 23:36:59, ID: 1800342-18@5x WI-AF-N2-6C-0218 0.11624, Description: WI-AF-N2-6C-0218

	#	Name	Trace	Area	IS Area	Wt./Vol.	RRF	Pred.RT	RT	y Axis Resp.	Conc.	%Rec
1	16	L-PFOS	499 > 79.9	4.08e4	4.59e2	0.1162		4.90	4.85	1110	9450	
2	43	13C8-PFOS	507.0 > 79.9	4.59e2	5.32e2	0.1162	1.040	4.84	4.85	10.8	89.1	82.9
3	60	13C4-PFOS	503 > 79.9	5.32e2	5.32e2	0.1162	1.000	4.84	4.85	12.5	108	100.0
4	65	Total PFOS	499 > 79.9	4.08e4	4.59e2	0.1162		4.73		1110	9450	

AD 3/5/2018

Vista Analytical Laboratory

rev: ANP 3/9/2018

Dataset: Z:\Projects\PFAS.PRO\Results\180228M1\180228M1-17.qld

Last Altered: Monday, March 05, 2018 15:38:27 Pacific Standard Time
Printed: Monday, March 05, 2018 15:38:40 Pacific Standard Time

Method: Z:\Projects\PFAS.PRO\MethDB\PFAS_FULL_80C_022718.mdb 28 Feb 2018 13:19:45
Calibration: Z:\Projects\PFAS.PRO\CurveDB\C18_VAL-PFAS_Q4_02-28-18-FULL.cdb 01 Mar 2018 12:54:21

Name: 180228M1_17, Date: 28-Feb-2018, Time: 23:36:59, ID: 1800342-18@5x WI-AF-N2-6C-0218 0.11624, Description: WI-AF-N2-6C-0218

Total PFOS

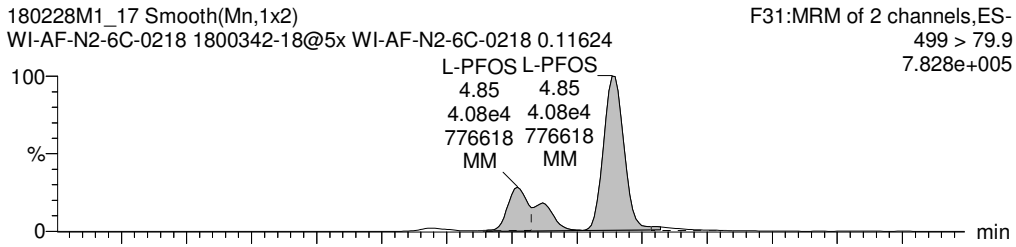

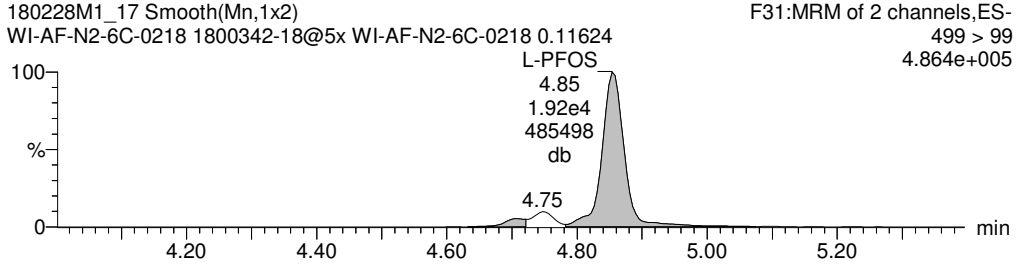

TCDA

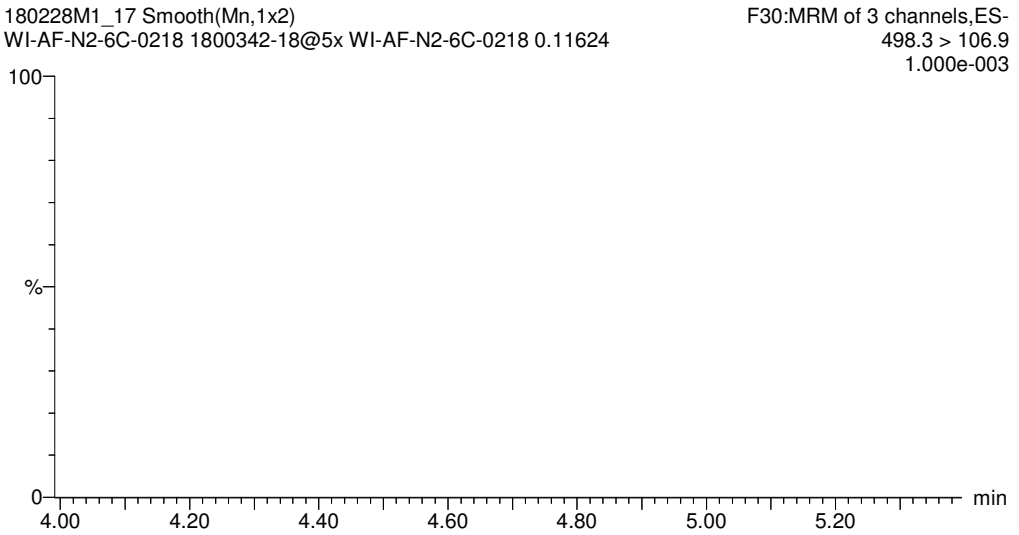

13C8-PFOS

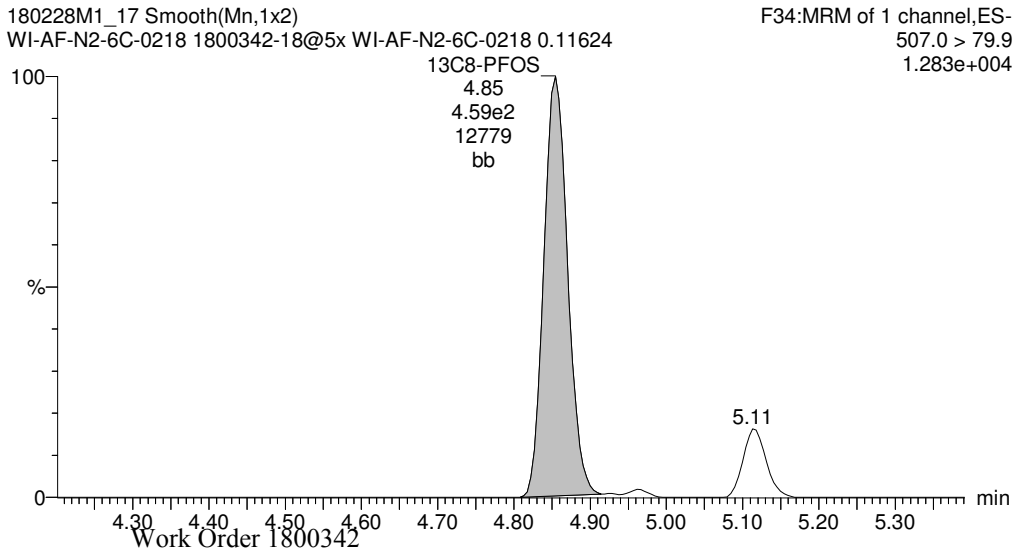

13C8-PFOS

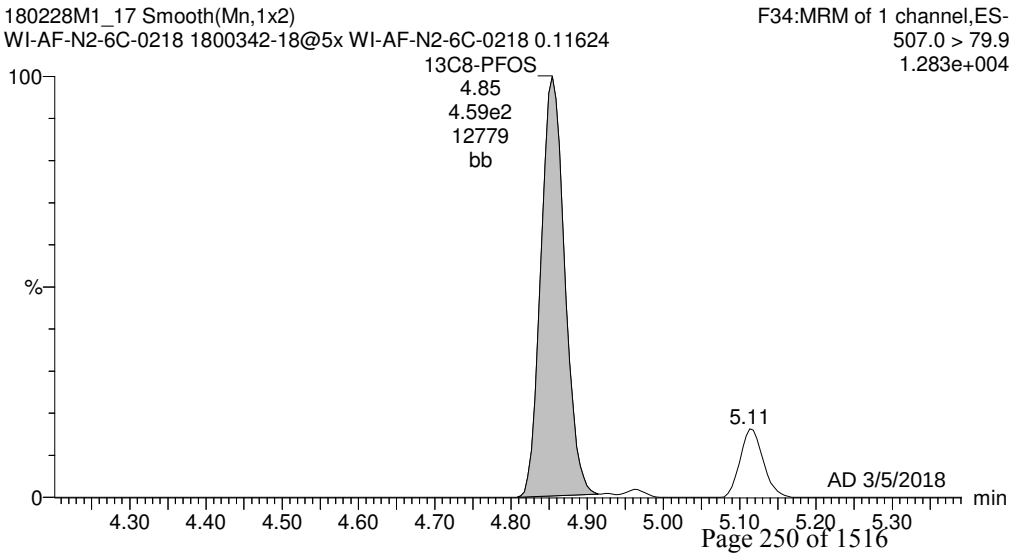

Vista Analytical Laboratory

rev: ANP 3/9/2018

Dataset: Z:\Projects\PFAS.PRO\Results\180228M1\180228M1-17.qld

Last Altered: Monday, March 05, 2018 15:38:27 Pacific Standard Time
Printed: Monday, March 05, 2018 15:38:40 Pacific Standard Time

Name: 180228M1_17, Date: 28-Feb-2018, Time: 23:36:59, ID: 1800342-18@5x WI-AF-N2-6C-0218 0.11624, Description: WI-AF-N2-6C-0218

13C4-PFOS

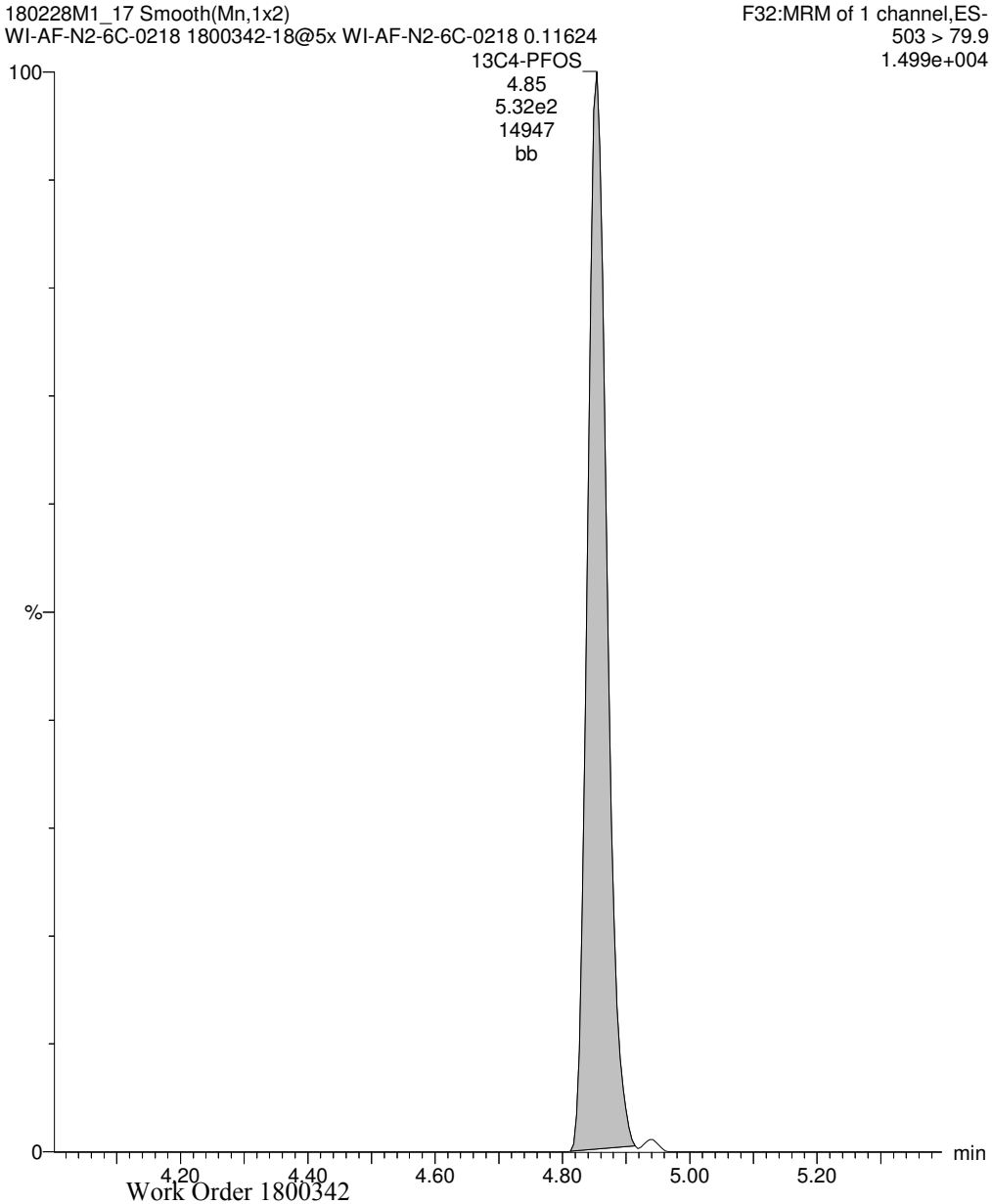

AD 3/5/2018

Vista Analytical Laboratory

rev: ANP 3/9/2018

Dataset: Z:\Projects\PFAS.PRO\Results\180224M1\180224M1-40.qld

Last Altered: Tuesday, February 27, 2018 17:12:59 Pacific Standard Time
Printed: Tuesday, February 27, 2018 17:14:04 Pacific Standard Time

Method: Z:\Projects\PFAS.PRO\MethDB\PFAS_FULL_80C_022318.mdb 26 Feb 2018 09:30:45
Calibration: Z:\Projects\PFAS.PRO\CurveDB\C18_VAL-PFAS_Q4_02-23-18-FULL.cdb 24 Feb 2018 15:27:24

Name: 180224M1_40, Date: 24-Feb-2018, Time: 19:52:16, ID: 1800342-19 WI-AF-FB01-021818 0.11386, Description: WI-AF-FB01-021818

	#	Name	Trace	Area	IS Area	Wt./Vol.	RRF	Pred.RT	RT	y Axis Resp.	Conc.	%Rec
1	3	PFBS	299.0 > 79.7		1.21e3	0.114		2.60				
2	5	PFHxA	313.2 > 268.9		2.56e3	0.114		3.19				
3	7	PFHpA	363.0 > 318.9		6.32e3	0.114		3.81				
4	8	L-PFHxS	398.9 > 79.6		9.73e2	0.114		4.17				
5	11	L-PFOA	413 > 368.7	9.02e1	9.47e3	0.114		4.40	4.34	0.119	1.0069	
6	14	PFNA	463.0 > 418.8		7.27e3	0.114		4.76				
7	16	L-PFOS	499 > 79.9		2.62e3	0.114		4.95				
8	18	PFDA	513 > 468.8		6.22e3	0.114		5.14				
9	21	N-MeFOSAA	570.1 > 419		2.99e3	0.114		5.29				
10	22	N-EtFOSAA	584.2 > 419		3.04e3	0.114		5.45				
11	23	PFUdA	563.0 > 518.9		6.97e3	0.114		5.46				

KBF 2/27/2018

Vista Analytical Laboratory

rev: ANP 3/9/2018

Dataset: Z:\Projects\PFAS.PRO\Results\180224M1\180224M1-40.qld

Last Altered: Tuesday, February 27, 2018 17:12:59 Pacific Standard Time
Printed: Tuesday, February 27, 2018 17:15:10 Pacific Standard Time

Method: Z:\Projects\PFAS.PRO\MethDB\PFAS_FULL_80C_022318.mdb 26 Feb 2018 09:30:45
Calibration: Z:\Projects\PFAS.PRO\CurveDB\C18_VAL-PFAS_Q4_02-23-18-FULL.cdb 24 Feb 2018 15:27:24

Name: 180224M1_40, Date: 24-Feb-2018, Time: 19:52:16, ID: 1800342-19 WI-AF-FB01-021818 0.11386, Description: WI-AF-FB01-021818

	#	Name	Trace	Area	IS Area	Wt./Vol.	RRF	Pred.RT	RT	y Axis Resp.	Conc.	%Rec
1	25	PFDoA	612.9 > 569.0		6.65e3	0.114		5.74				
2	27	PFTrDA	662.9 > 618.9		6.65e3	0.114		5.98				
3	28	PFTeDA	712.9 > 668.8		4.01e3	0.114		6.20				
4	36	13C3-PFBS	302. > 98.8	1.21e3	1.05e4	0.114	0.116	2.69	2.71	1.44	108.9224	99.2
5	37	13C2-PFHxA	315 > 269.8	2.56e3	1.05e4	0.114	0.732	3.19	3.20	3.05	36.5256	83.2
6	38	13C4-PFHpA	367.2 > 321.8	6.32e3	1.05e4	0.114	0.717	3.81	3.81	7.53	92.2127	84.0
7	39	18O2-PFHxS	403.0 > 102.6	9.73e2	3.30e3	0.114	0.368	3.96	3.96	3.69	88.1296	80.3
8	40	13C2-PFOA	414.9 > 369.7	9.47e3	1.13e4	0.114	1.311	4.33	4.33	10.4	69.9293	63.7
9	41	13C5-PFNA	468.2 > 422.9	7.27e3	1.19e4	0.114	0.974	4.76	4.76	7.63	68.8111	62.7
10	42	13C8-PFOSA	506.1 > 77.7	6.78e2	1.04e4	0.114	0.187	4.83	4.82	0.815	38.1580	34.8
11	43	13C8-PFOS	507.0 > 79.9	2.62e3	2.90e3	0.114	1.075	4.84	4.84	11.3	92.4371	84.2
12	44	13C2-PFDA	515.1 > 469.9	6.22e3	8.98e3	0.114	1.019	5.14	5.14	8.66	74.6238	68.0
13	45	d3-N-MeFOSAA	573.3 > 419	2.99e3	1.04e4	0.114	0.325	5.29	5.28	3.59	96.9692	88.3
14	46	d5-N-EtFOSAA	589.3 > 419	3.04e3	1.04e4	0.114	0.345	5.45	5.44	3.66	93.0595	84.8
15	47	13C2-PFUdA	565 > 519.8	6.97e3	1.04e4	0.114	1.071	5.46	5.46	8.37	68.6479	62.5
16	48	13C2-PFDoA	615.0 > 569.7	6.65e3	1.04e4	0.114	0.995	5.74	5.74	7.99	70.5128	64.2
17	49	d3-N-MeFOSA	515.2 > 168.9		1.04e4	0.114	0.090	5.84				
18	50	13C2-PFTeDA	714.8 > 669.6	4.01e3	1.04e4	0.114	0.551	6.20	6.20	4.82	76.7873	69.9
19	51	d5-N-ETFOSA	531.1 > 168.9		1.04e4	0.114	0.127	6.22				
20	52	13C2-PFHxDA	815 > 769.7	2.47e3	1.04e4	0.114	0.752	6.51	6.52	2.97	34.6558	78.9
21	53	d7-N-MeFOSE	623.1 > 58.9		1.04e4	0.114	0.098	6.31				
22	54	d9-N-EtFOSE	639.2 > 58.8		1.04e4	0.114	0.086	6.45				
23	55	13C4-PFBA	217. > 171.8	9.18e3	9.18e3	0.114	1.000	1.46	1.47	12.5	109.7839	100.0
24	56	13C5-PFHxA	318 > 272.9	1.05e4	1.05e4	0.114	1.000	3.19	3.20	12.5	109.7839	100.0
25	57	13C3-PFHxS	401.9 > 79.9	3.30e3	3.30e3	0.114	1.000	3.96	3.96	12.5	109.7839	100.0
26	58	13C8-PFOA	421.3 > 376	1.13e4	1.13e4	0.114	1.000	4.33	4.33	12.5	109.7839	100.0
27	59	13C9-PFNA	472.2 > 426.9	1.19e4	1.19e4	0.114	1.000	4.70	4.77	12.5	109.7839	100.0
28	60	13C4-PFOS	503 > 79.9	2.90e3	2.90e3	0.114	1.000	4.84	4.84	12.5	109.7839	100.0
29	61	13C6-PFDA	519.1 > 473.7	8.98e3	8.98e3	0.114	1.000	5.14	5.14	12.5	109.7839	100.0
30	62	13C7-PFUdA	570.1 > 524.8	1.04e4	1.04e4	0.114	1.000	5.46	5.46	12.5	109.7839	100.0
31	63	Total PFHxS	398.9 > 79.6	0.00e0	9.73e2	0.114		3.85		0.000		
32	64	Total PFOA	413 > 368.7	9.02e1	9.47e3	0.114		4.21		0.119	1.0069	

KBF 2/27/2018

Vista Analytical Laboratory

rev: ANP 3/9/2018

Dataset: Z:\Projects\PFAS.PRO\Results\180224M1\180224M1-40.qld

Last Altered: Tuesday, February 27, 2018 17:12:59 Pacific Standard Time
Printed: Tuesday, February 27, 2018 17:15:10 Pacific Standard Time

Name: 180224M1_40, Date: 24-Feb-2018, Time: 19:52:16, ID: 1800342-19 WI-AF-FB01-021818 0.11386, Description: WI-AF-FB01-021818

	#	Name	Trace	Area	IS Area	Wt./Vol.	RRF	Pred.RT	RT	y Axis Resp.	Conc.	%Rec
33	65	Total PFOS	499 > 79.9	0.00e0	2.62e3	0.114		4.73		0.000		
34	66	Total N-MeFOSAA	570.1 > 419	0.00e0	2.99e3	0.114		5.29		0.000		
35	67	Total N-EtFOSAA	584.2 > 419	0.00e0	3.04e3	0.114		5.45		0.000		

KBF 2/27/2018

Vista Analytical Laboratory

rev: ANP 3/9/2018

Dataset: Z:\Projects\PFAS.PRO\Results\180224M1\180224M1-40.qld

Last Altered: Tuesday, February 27, 2018 17:12:59 Pacific Standard Time
Printed: Tuesday, February 27, 2018 17:15:10 Pacific Standard Time

Method: Z:\Projects\PFAS.PRO\MethDB\PFAS_FULL_80C_022318.mdb 26 Feb 2018 09:30:45
Calibration: Z:\Projects\PFAS.PRO\CurveDB\C18_VAL-PFAS_Q4_02-23-18-FULL.cdb 24 Feb 2018 15:27:24

Name: 180224M1_40, Date: 24-Feb-2018, Time: 19:52:16, ID: 1800342-19 WI-AF-FB01-021818 0.11386, Description: WI-AF-FB01-021818

PFBS

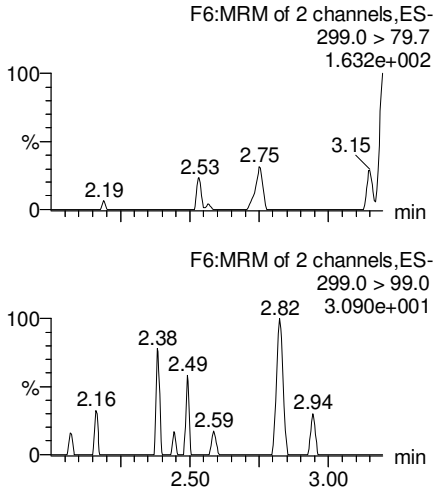

PFHxA

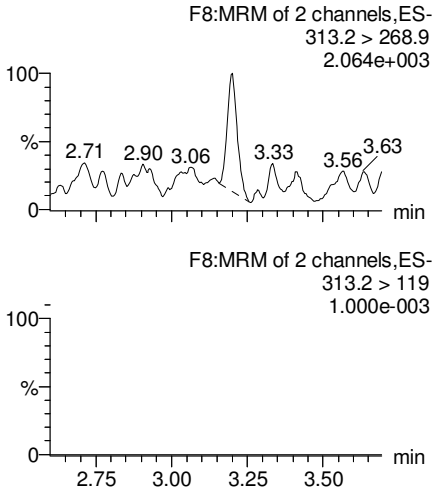

PFHpA

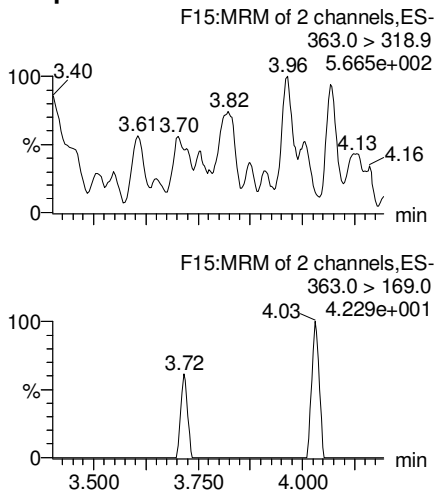

Total PFHxS

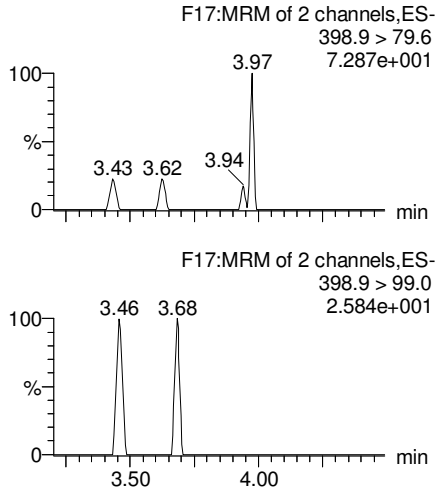

13C3-PFBS

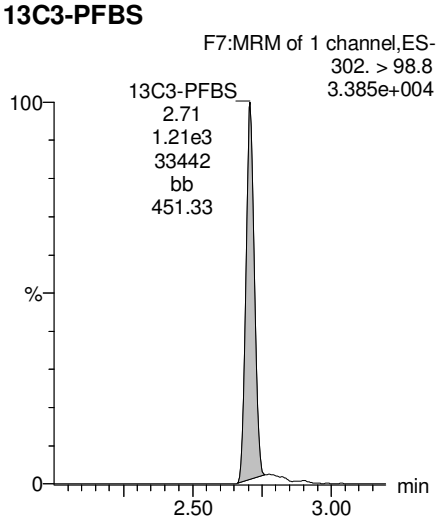

13C2-PFHxA

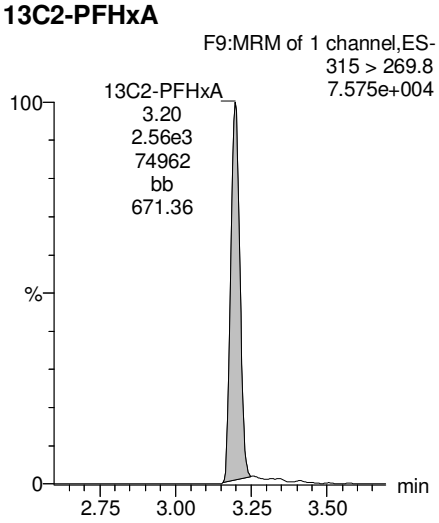

13C4-PFHpA

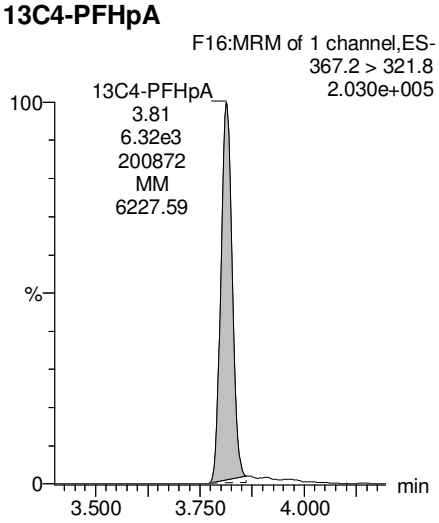

18O2-PFHxS

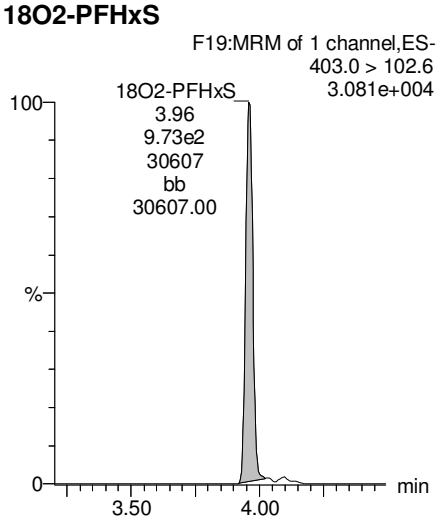

KBF 2/27/2018

Dataset: Z:\Projects\PFAS.PRO\Results\180224M1\180224M1-40.qld

Last Altered: Tuesday, February 27, 2018 17:12:59 Pacific Standard Time
Printed: Tuesday, February 27, 2018 17:15:10 Pacific Standard Time

Name: 180224M1_40, Date: 24-Feb-2018, Time: 19:52:16, ID: 1800342-19 WI-AF-FB01-021818 0.11386, Description: WI-AF-FB01-021818

Total PFOA

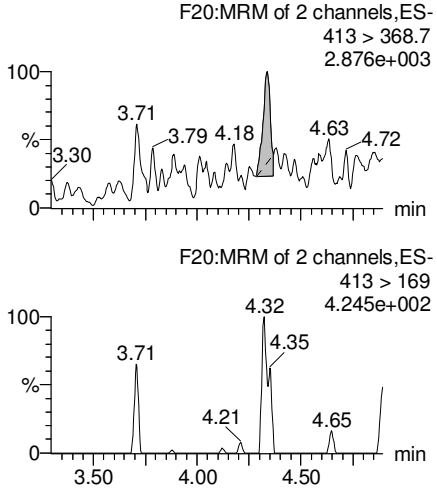

PFNA

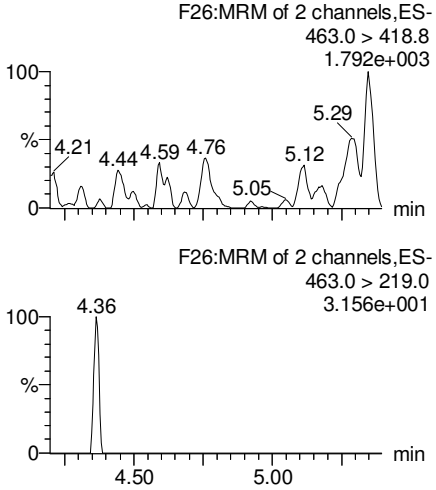

Total PFOS

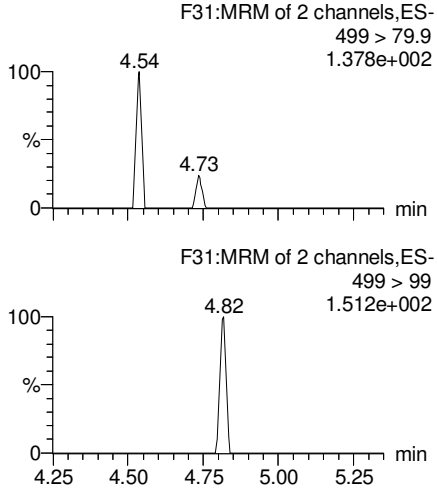

PFDA

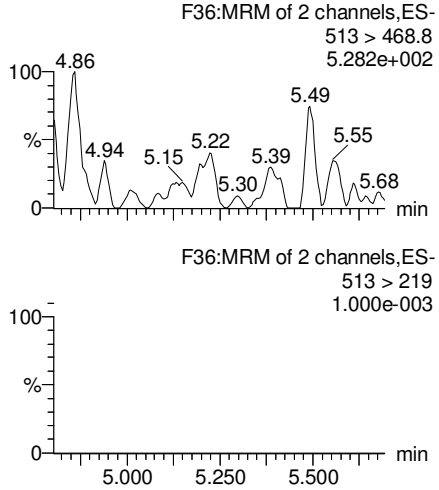

13C2-PFOA

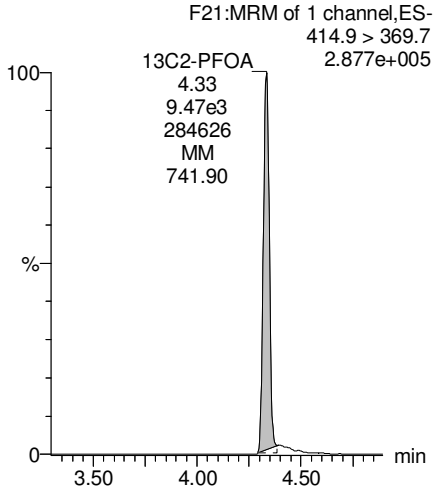

13C5-PFNA

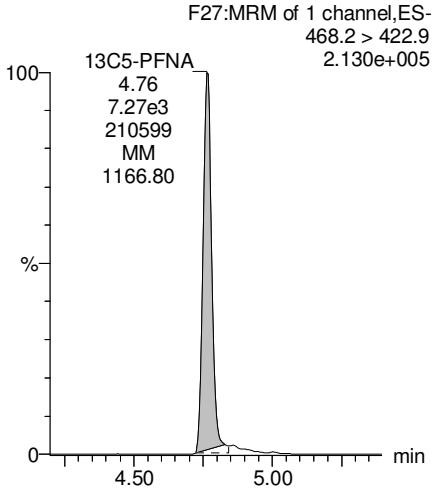

13C8-PFOS

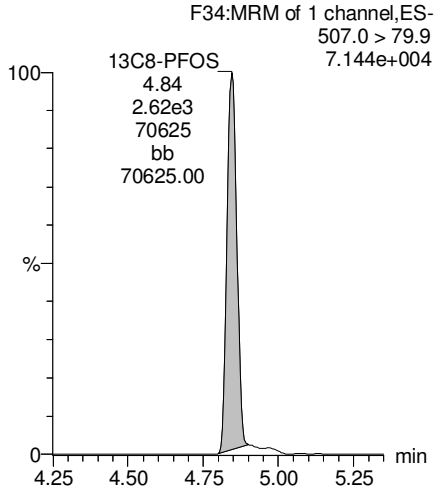

13C2-PFDA

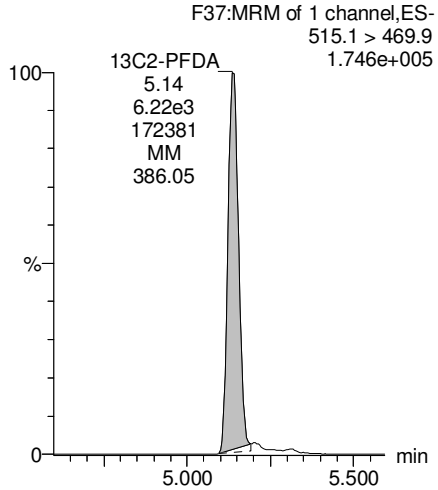

KBF 2/27/2018

Dataset: Z:\Projects\PFAS.PRO\Results\180224M1\180224M1-40.qld

Last Altered: Tuesday, February 27, 2018 17:12:59 Pacific Standard Time
Printed: Tuesday, February 27, 2018 17:15:10 Pacific Standard Time

Name: 180224M1_40, Date: 24-Feb-2018, Time: 19:52:16, ID: 1800342-19 WI-AF-FB01-021818 0.11386, Description: WI-AF-FB01-021818

PFUdA

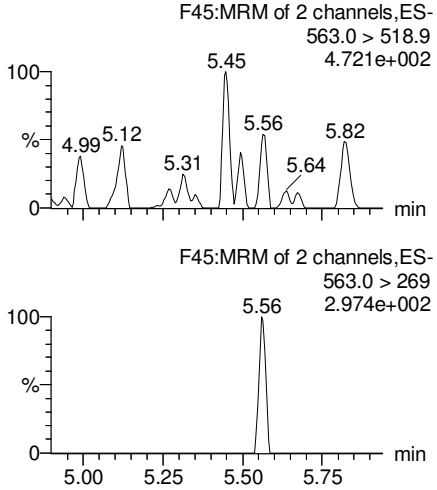

N-MeFOSAA

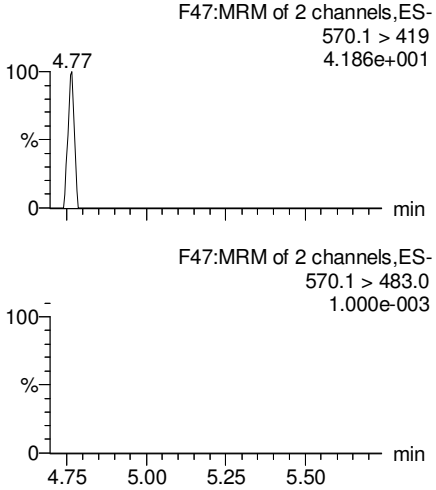

N-EtFOSAA

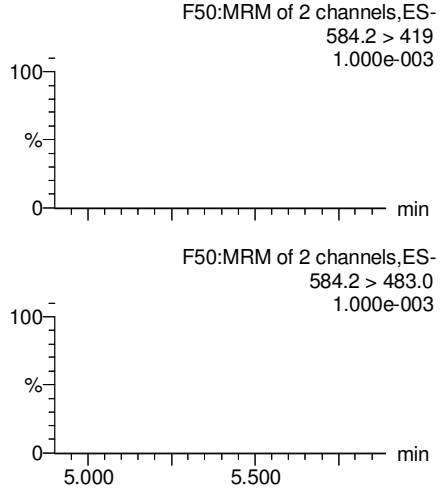

PFDoA

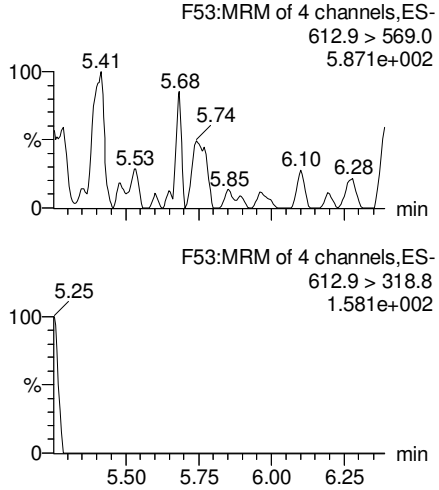

13C2-PFUdA

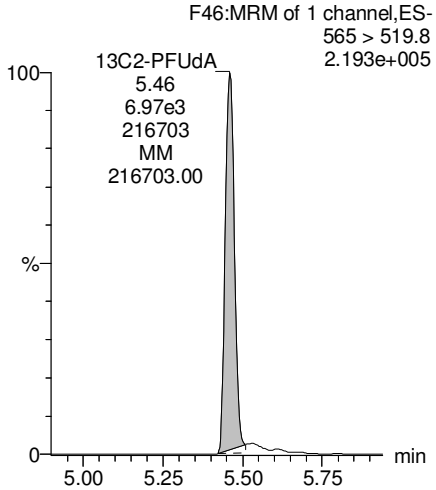

d3-N-MeFOSAA

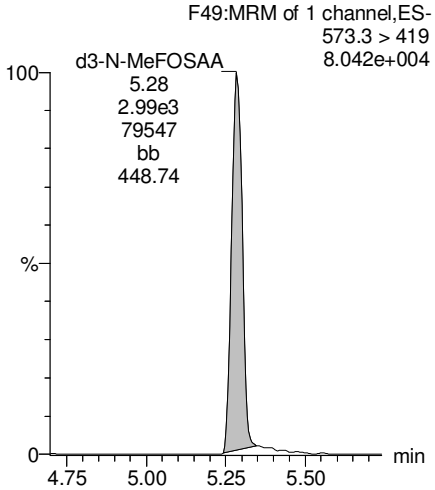

d5-N-EtFOSAA

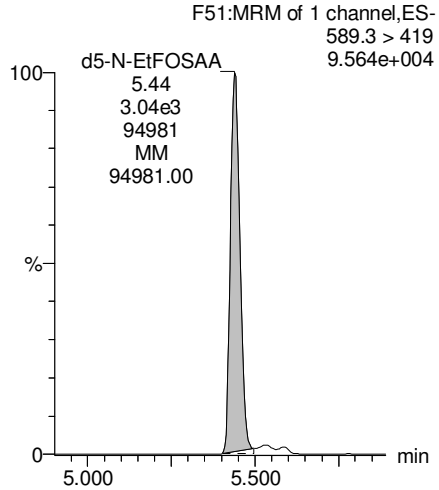

13C2-PFDoA

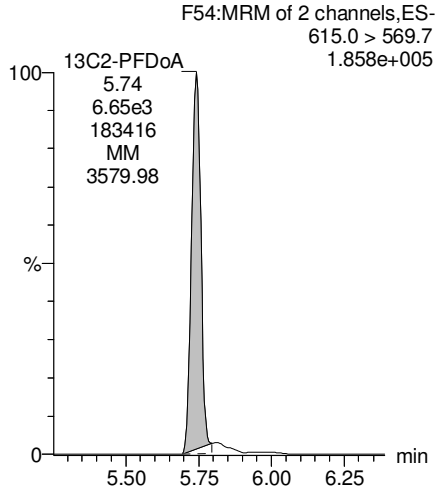

KBF 2/27/2018

Dataset: Z:\Projects\PFAS.PRO\Results\180224M1\180224M1-40.qld

Last Altered: Tuesday, February 27, 2018 17:12:59 Pacific Standard Time
Printed: Tuesday, February 27, 2018 17:15:10 Pacific Standard Time

Name: 180224M1_40, Date: 24-Feb-2018, Time: 19:52:16, ID: 1800342-19 WI-AF-FB01-021818 0.11386, Description: WI-AF-FB01-021818

PFTrDA

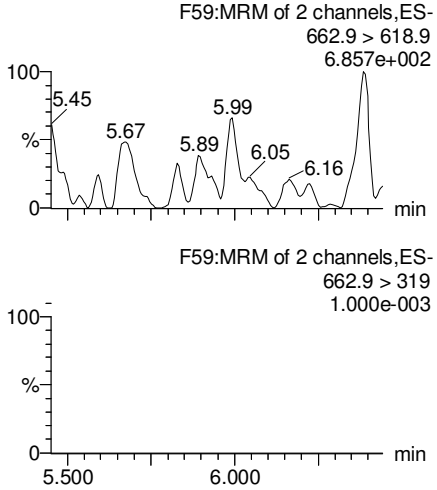

PFTeDA

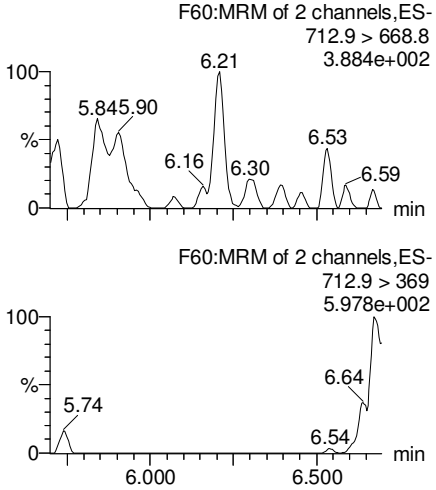

TCDA

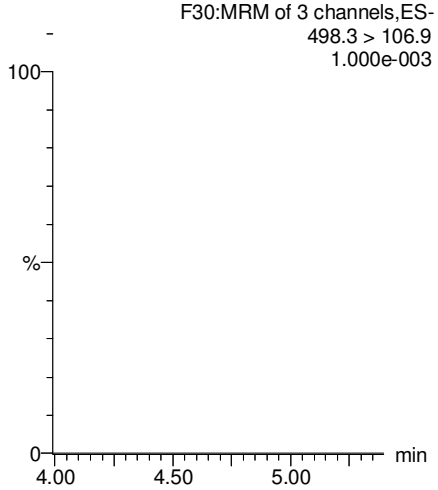

13C5-PFHxA

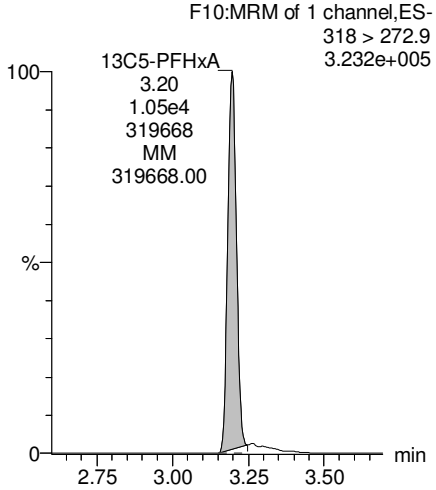

13C2-PFDoA

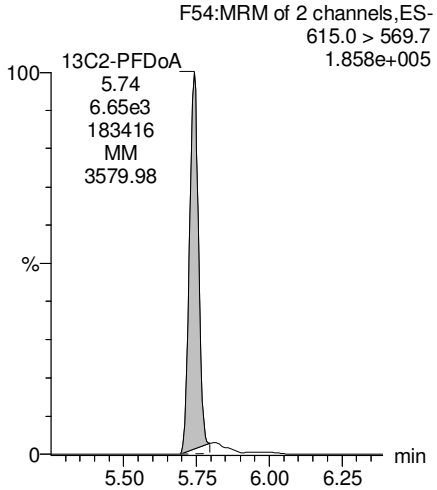

13C2-PFTeDA

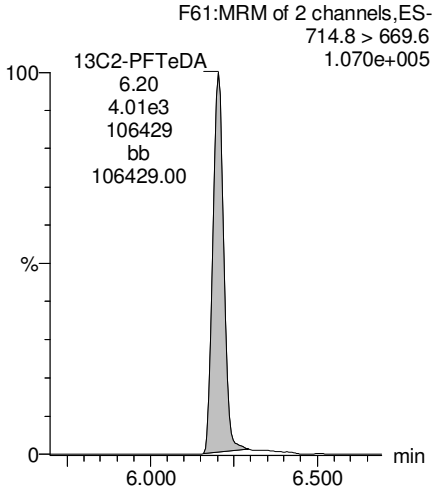

13C8-PFOS

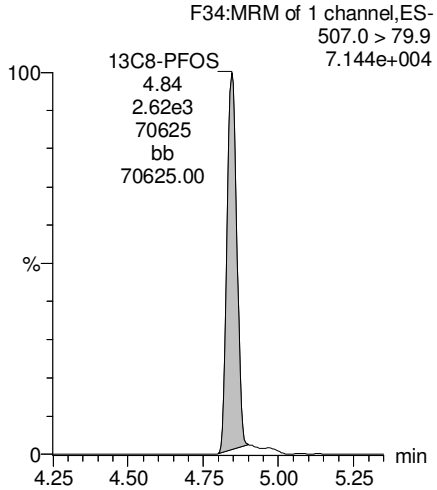

13C8-PFOA

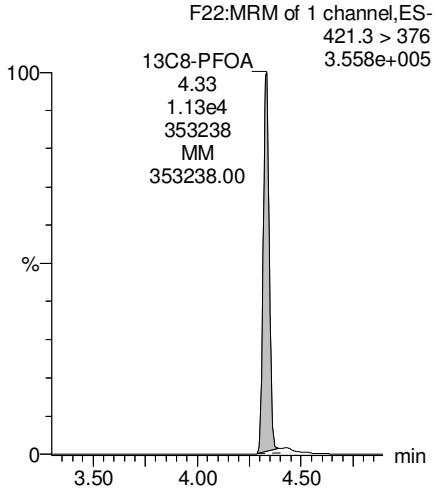

KBF 2/27/2018

Dataset: Z:\Projects\PFAS.PRO\Results\180224M1\180224M1-40.qld

Last Altered: Tuesday, February 27, 2018 17:12:59 Pacific Standard Time
Printed: Tuesday, February 27, 2018 17:15:10 Pacific Standard Time

Name: 180224M1_40, Date: 24-Feb-2018, Time: 19:52:16, ID: 1800342-19 WI-AF-FB01-021818 0.11386, Description: WI-AF-FB01-021818

13C3-PFHxS

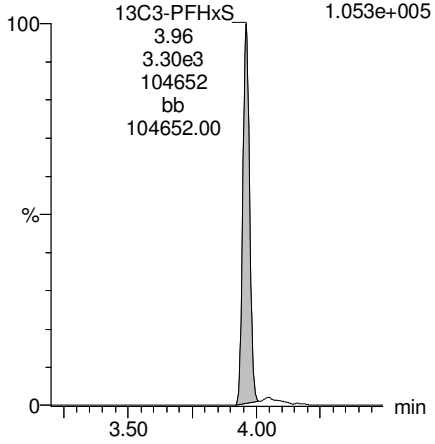

13C9-PFNA

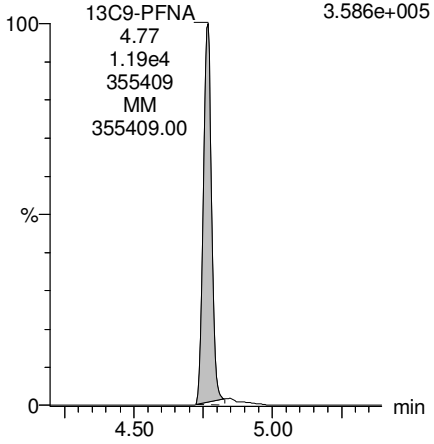

13C4-PFOS

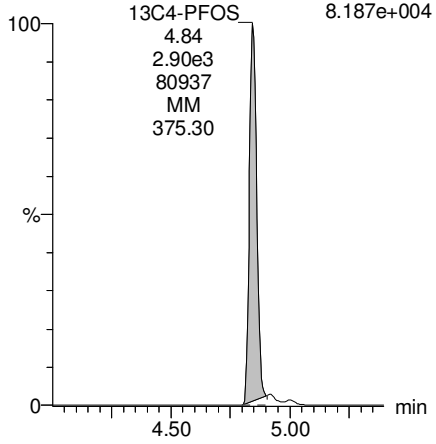

13C6-PFDA

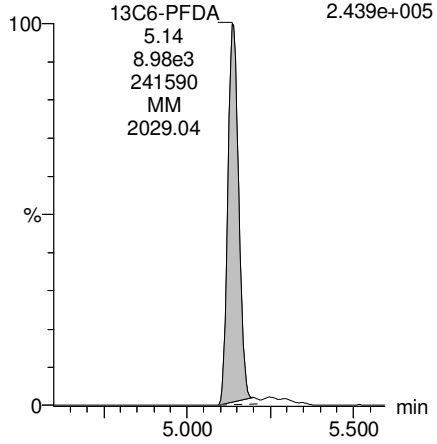

13C7-PFUdA

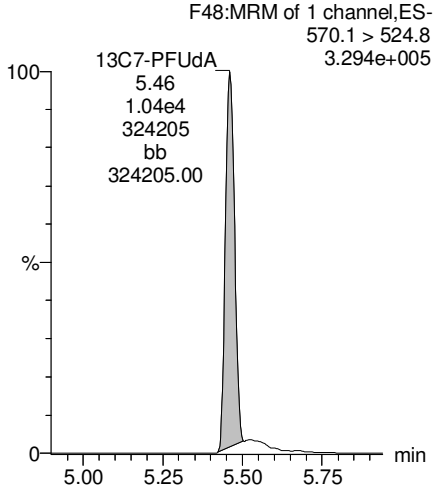

KBF 2/27/2018

Vista Analytical Laboratory

rev: ANP 3/9/2018

Dataset: Z:\Projects\PFAS.PRO\Results\180301M1\180301M1-15.qld

Last Altered: Monday, March 05, 2018 16:20:55 Pacific Standard Time
Printed: Monday, March 05, 2018 16:21:24 Pacific Standard Time

*SEE DIL

Method: Z:\Projects\PFAS.PRO\MethDB\PFAS_FULL_80C_022718.mdb 28 Feb 2018 13:19:45
Calibration: Z:\Projects\PFAS.PRO\CurveDB\C18_VAL-PFAS_Q4_03-01-18-FULL.cdb 05 Mar 2018 08:17:35

Name: 180301M1_15, Date: 02-Mar-2018, Time: 03:21:00, ID: 1800342-20 WI-AF-MW-200-0218 0.11976, Description: WI-AF-MW-200-0218

	#	Name	Trace	Area	IS Area	Wt./Vol.	RRF	Pred.RT	RT	y Axis Resp.	Conc.	%Rec
1	3	PFBS	299.0 > 79.7	2.02e4	1.34e3	0.120		2.60	2.69	189	879.1921	
2	5	PFHxA	313.2 > 268.9	2.48e5	2.74e3	0.120		3.19	3.19	453	2546.1899	
3	7	PFHpA	363.0 > 318.9	2.86e4	6.53e3	0.120		3.81	3.80	54.7	333.7595	
4	8	L-PFHxS	398.9 > 79.6	3.61e4	9.23e2	0.120		4.17	3.95	489	2114.6801 E*	
5	11	L-PFOA	413 > 368.7	3.72e4	1.18e4	0.120		4.40	4.33	39.6	341.0050	
6	14	PFNA	463.0 > 418.8		8.15e3	0.120		4.76				
7	16	L-PFOS	499 > 79.9	3.23e3	3.15e3	0.120		4.90	4.85	12.8	96.4539	
8	18	PFDA	513 > 468.8		8.12e3	0.120		5.14				
9	21	N-MeFOSAA	570.1 > 419		3.89e3	0.120		5.29				
10	22	N-EtFOSAA	584.2 > 419		4.00e3	0.120		5.45				
11	23	PFUdA	563.0 > 518.9	4.68e1	1.06e4	0.120		5.46	5.47	0.0553	0.5308	

GM 3/5/2018

Vista Analytical Laboratory

rev: ANP 3/9/2018

Dataset: Z:\Projects\PFAS.PRO\Results\180301M1\180301M1-15.qld

Last Altered: Monday, March 05, 2018 16:20:55 Pacific Standard Time
Printed: Monday, March 05, 2018 16:21:40 Pacific Standard Time

Method: Z:\Projects\PFAS.PRO\MethDB\PFAS_FULL_80C_022718.mdb 28 Feb 2018 13:19:45
Calibration: Z:\Projects\PFAS.PRO\CurveDB\C18_VAL-PFAS_Q4_03-01-18-FULL.cdb 05 Mar 2018 08:17:35

Name: 180301M1_15, Date: 02-Mar-2018, Time: 03:21:00, ID: 1800342-20 WI-AF-MW-200-0218 0.11976, Description: WI-AF-MW-200-0218

	#	Name	Trace	Area	IS Area	Wt./Vol.	RRF	Pred.RT	RT	y Axis Resp.	Conc.	%Rec
1	25	PFDoA	612.9 > 569.0		8.54e3	0.120		5.74				
2	27	PFTrDA	662.9 > 618.9		8.54e3	0.120		5.98				
3	28	PFTeDA	712.9 > 668.8		3.81e3	0.120		6.20				
4	36	13C3-PFBS	302. > 98.8	1.34e3	1.06e4	0.120	0.125	2.69	2.69	1.57	105.2306	100.8
5	37	13C2-PFHxA	315 > 269.8	2.74e3	1.06e4	0.120	0.722	3.19	3.19	3.22	37.2590	89.2
6	38	13C4-PFHpA	367.2 > 321.8	6.53e3	1.06e4	0.120	0.687	3.81	3.80	7.68	93.3135	89.4
7	39	18O2-PFHxS	403.0 > 102.6	9.23e2	2.74e3	0.120	0.367	3.96	3.95	4.21	95.8837	91.9
8	40	13C2-PFOA	414.9 > 369.7	1.18e4	1.09e4	0.120	1.260	4.33	4.33	13.5	89.5269	85.8
9	41	13C5-PFNA	468.2 > 422.9	8.15e3	1.19e4	0.120	0.959	4.76	4.76	8.53	74.2522	71.1
10	42	13C8-PFOSA	506.1 > 77.7	1.75e3	1.23e4	0.120	0.229	4.83	4.83	1.77	64.7021	62.0
11	43	13C8-PFOS	507.0 > 79.9	3.15e3	3.45e3	0.120	1.053	4.84	4.85	11.4	90.6150	86.8
12	44	13C2-PFDA	515.1 > 469.9	8.12e3	1.40e4	0.120	0.977	5.14	5.14	7.25	61.9492	59.4
13	45	d3-N-MeFOSAA	573.3 > 419	3.89e3	1.23e4	0.120	0.384	5.29	5.29	3.95	85.8176	82.2
14	46	d5-N-EtFOSAA	589.3 > 419	4.00e3	1.23e4	0.120	0.403	5.45	5.45	4.07	84.3736	80.8
15	47	13C2-PFUdA	565 > 519.8	1.06e4	1.23e4	0.120	1.019	5.46	5.47	10.8	88.0630	84.4
16	48	13C2-PFDoA	615.0 > 569.7	8.54e3	1.23e4	0.120	0.908	5.74	5.76	8.68	79.8886	76.5
17	49	d3-N-MeFOSA	515.2 > 168.9		1.23e4	0.120	0.117	5.84				
18	50	13C2-PFTeDA	714.8 > 669.6	3.81e3	1.23e4	0.120	0.414	6.20	6.23	3.87	78.0799	74.8
19	51	d5-N-ETFOSA	531.1 > 168.9		1.23e4	0.120	0.181	6.22				
20	52	13C2-PFHxDA	815 > 769.7	3.28e3	1.23e4	0.120	0.782	6.51	6.56	3.34	35.6143	85.3
21	53	d7-N-MeFOSE	623.1 > 58.9		1.23e4	0.120	0.172	6.31				
22	54	d9-N-EtFOSE	639.2 > 58.8		1.23e4	0.120	0.146	6.45				
23	55	13C4-PFBA	217. > 171.8	9.97e3	9.97e3	0.120	1.000	1.46	1.44	12.5	104.3754	100.0
24	56	13C5-PFHxA	318 > 272.9	1.06e4	1.06e4	0.120	1.000	3.19	3.18	12.5	104.3754	100.0
25	57	13C3-PFHxS	401.9 > 79.9	2.74e3	2.74e3	0.120	1.000	3.96	3.95	12.5	104.3754	100.0
26	58	13C8-PFOA	421.3 > 376	1.09e4	1.09e4	0.120	1.000	4.33	4.33	12.5	104.3754	100.0
27	59	13C9-PFNA	472.2 > 426.9	1.19e4	1.19e4	0.120	1.000	4.70	4.76	12.5	104.3754	100.0
28	60	13C4-PFOS	503 > 79.9	3.45e3	3.45e3	0.120	1.000	4.84	4.85	12.5	104.3754	100.0
29	61	13C6-PFDA	519.1 > 473.7	1.40e4	1.40e4	0.120	1.000	5.14	5.14	12.5	104.3754	100.0
30	62	13C7-PFUdA	570.1 > 524.8	1.23e4	1.23e4	0.120	1.000	5.46	5.47	12.5	104.3754	100.0
31	63	Total PFHxS	398.9 > 79.6	3.61e4	9.23e2	0.120		3.85		489	2114.6801	
32	64	Total PFOA	413 > 368.7	4.76e4	1.18e4	0.120		4.21		50.6	435.5032	

GM 3/5/2018

Vista Analytical Laboratory

rev: ANP 3/9/2018

Dataset: Z:\Projects\PFAS.PRO\Results\180301M1\180301M1-15.qld

Last Altered: Monday, March 05, 2018 16:20:55 Pacific Standard Time
Printed: Monday, March 05, 2018 16:21:40 Pacific Standard Time

Name: 180301M1_15, Date: 02-Mar-2018, Time: 03:21:00, ID: 1800342-20 WI-AF-MW-200-0218 0.11976, Description: WI-AF-MW-200-0218

	#	Name	Trace	Area	IS Area	Wt./Vol.	RRF	Pred.RT	RT	y Axis Resp.	Conc.	%Rec
33	65	Total PFOS	499 > 79.9	3.23e3	3.15e3	0.120		4.73		12.8	96.4539	
34	66	Total N-MeFOSAA	570.1 > 419	0.00e0	3.89e3	0.120		5.29		0.000		
35	67	Total N-EtFOSAA	584.2 > 419	0.00e0	4.00e3	0.120		5.45		0.000		

GM 3/5/2018

Vista Analytical Laboratory

rev: ANP 3/9/2018

Dataset: Z:\Projects\PFAS.PRO\Results\180301M1\180301M1-15.qld

Last Altered: Monday, March 05, 2018 16:20:55 Pacific Standard Time
Printed: Monday, March 05, 2018 16:21:40 Pacific Standard Time

Method: Z:\Projects\PFAS.PRO\MethDB\PFAS_FULL_80C_022718.mdb 28 Feb 2018 13:19:45
Calibration: Z:\Projects\PFAS.PRO\CurveDB\C18_VAL-PFAS_Q4_03-01-18-FULL.cdb 05 Mar 2018 08:17:35

Name: 180301M1_15, Date: 02-Mar-2018, Time: 03:21:00, ID: 1800342-20 WI-AF-MW-200-0218 0.11976, Description: WI-AF-MW-200-0218

PFBS

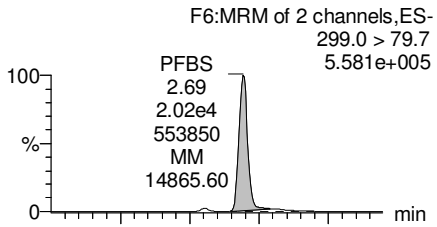

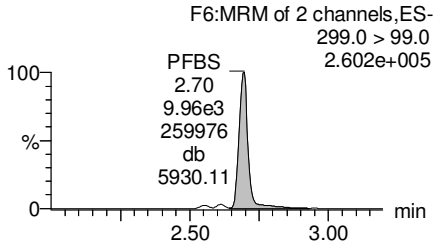

PFHxA

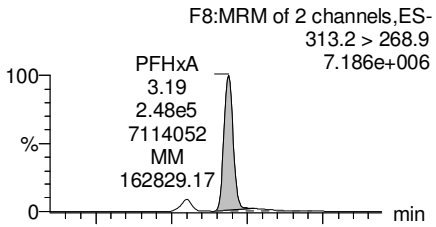

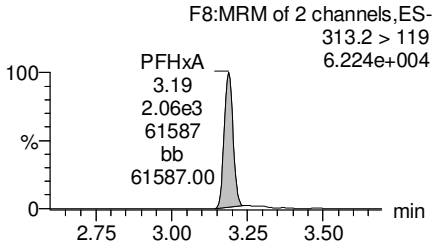

PFHpA

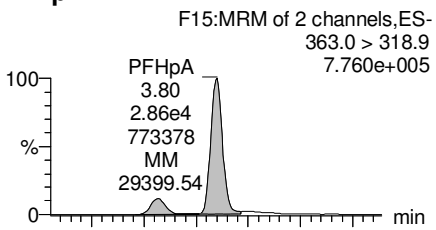

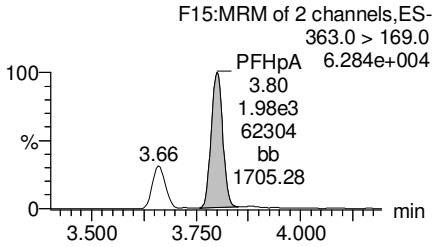

Total PFHxS

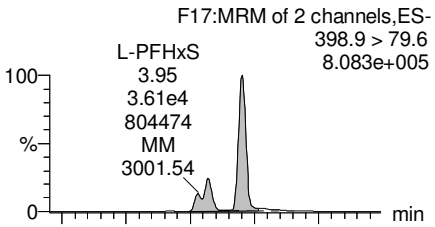

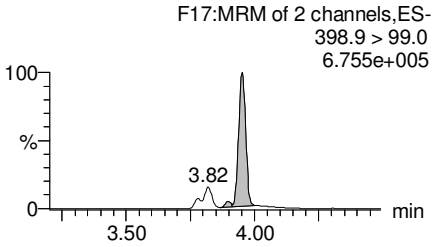

13C3-PFBS

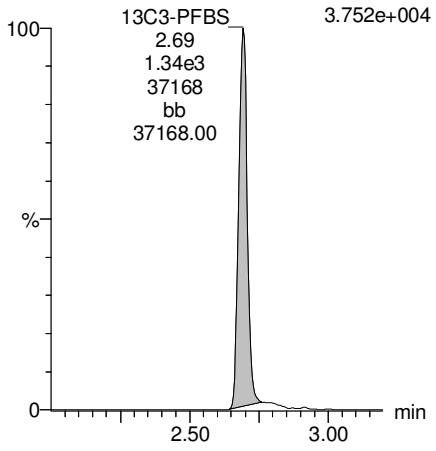

13C2-PFHxA

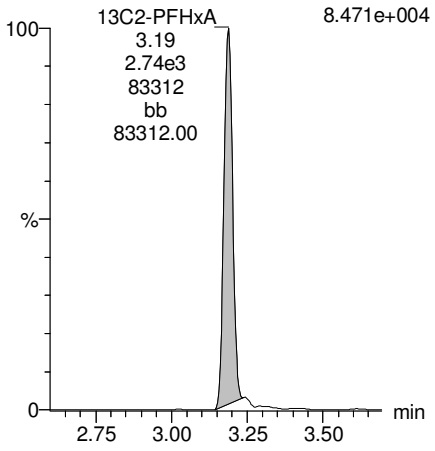

13C4-PFHpA

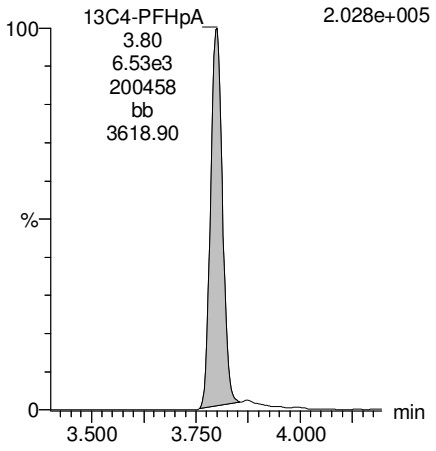

18O2-PFHxS

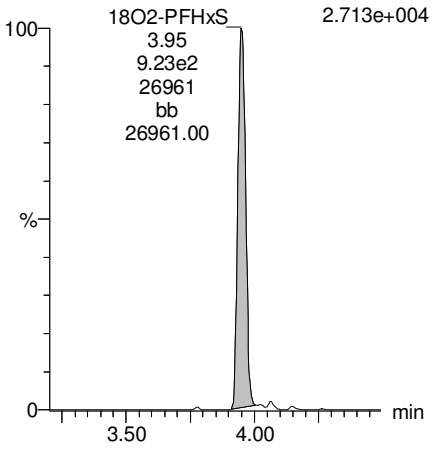

GM 3/5/2018

Dataset: Z:\Projects\PFAS.PRO\Results\180301M1\180301M1-15.qld

Last Altered: Monday, March 05, 2018 16:20:55 Pacific Standard Time
Printed: Monday, March 05, 2018 16:21:40 Pacific Standard Time

Name: 180301M1_15, Date: 02-Mar-2018, Time: 03:21:00, ID: 1800342-20 WI-AF-MW-200-0218 0.11976, Description: WI-AF-MW-200-0218

Total PFOA

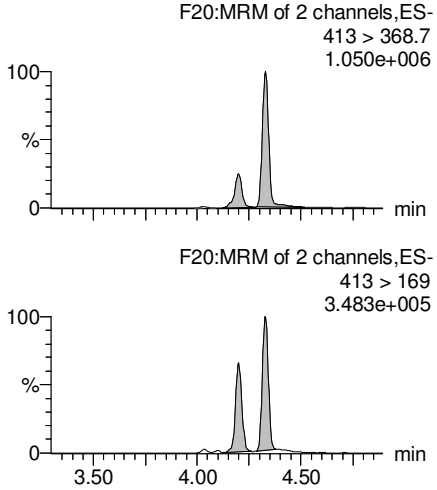

PFNA

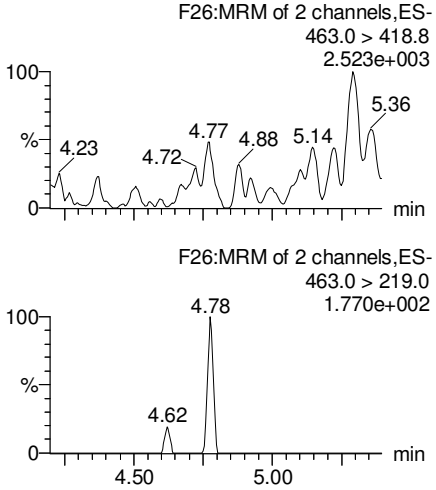

Total PFOS

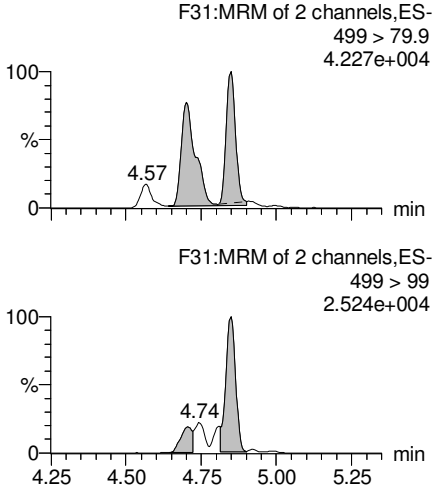

PFDA

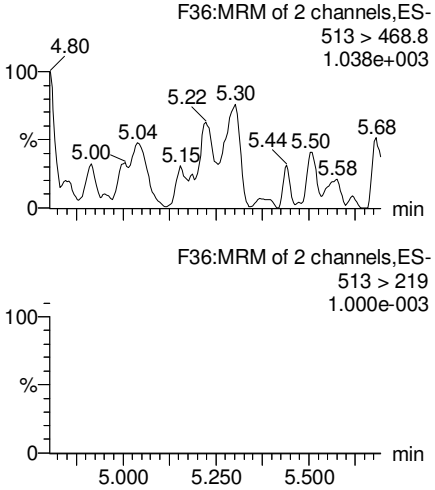

13C2-PFOA

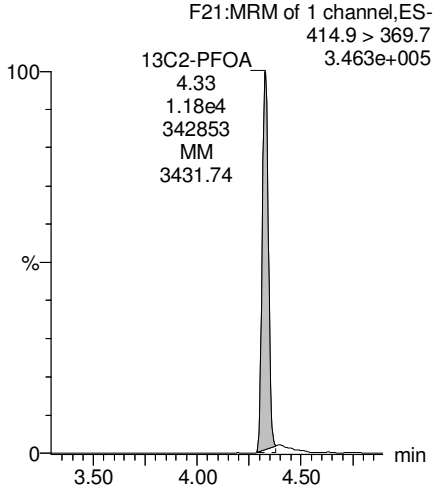

13C5-PFNA

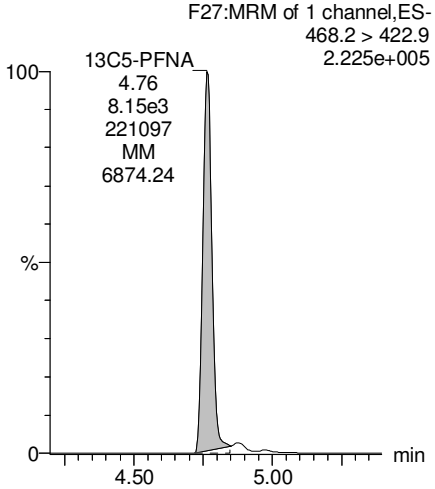

13C8-PFOS

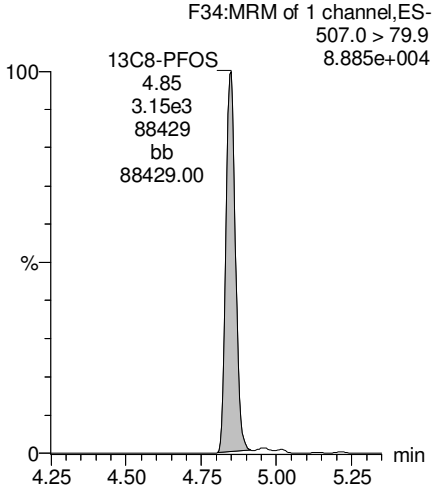

13C2-PFDA

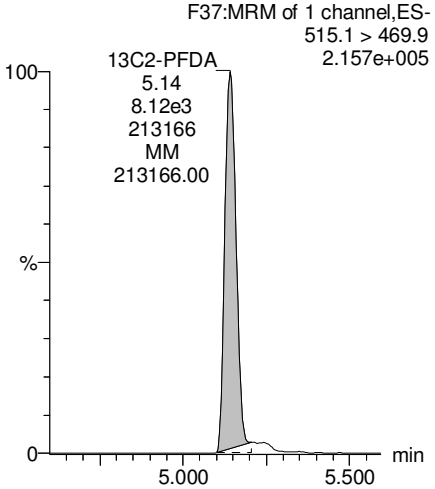

GM 3/5/2018

Dataset: Z:\Projects\PFAS.PRO\Results\180301M1\180301M1-15.qld

Last Altered: Monday, March 05, 2018 16:20:55 Pacific Standard Time
Printed: Monday, March 05, 2018 16:21:40 Pacific Standard Time

Name: 180301M1_15, Date: 02-Mar-2018, Time: 03:21:00, ID: 1800342-20 WI-AF-MW-200-0218 0.11976, Description: WI-AF-MW-200-0218

PFUdA

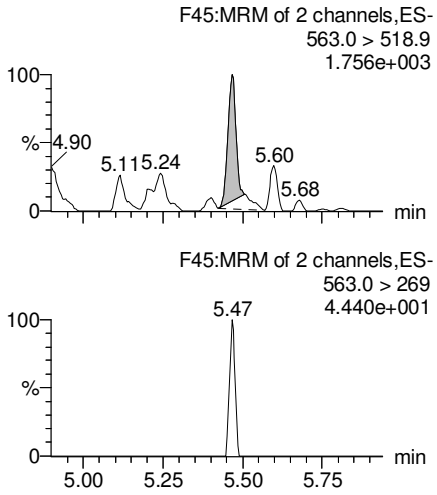

N-MeFOSAA

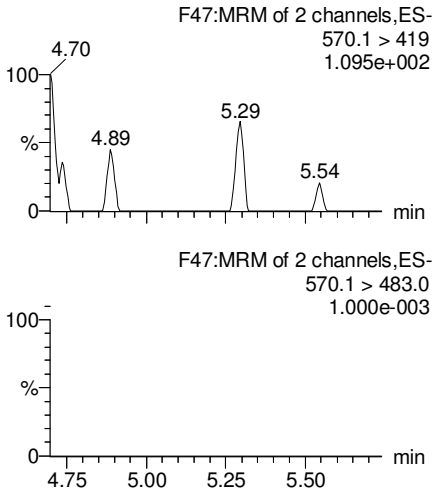

N-EtFOSAA

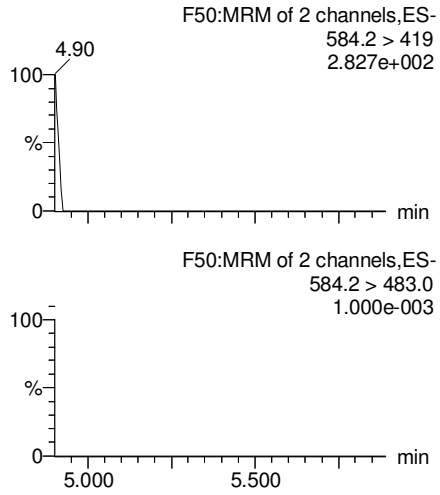

PFDoA

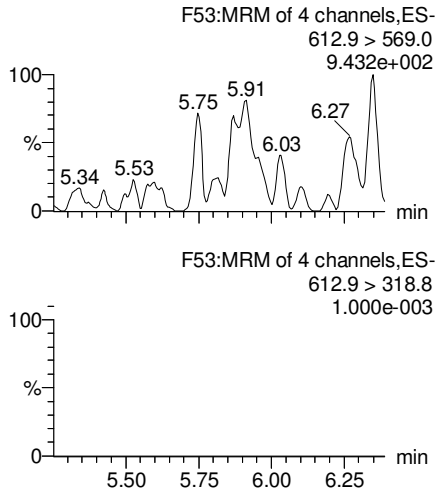

13C2-PFUdA

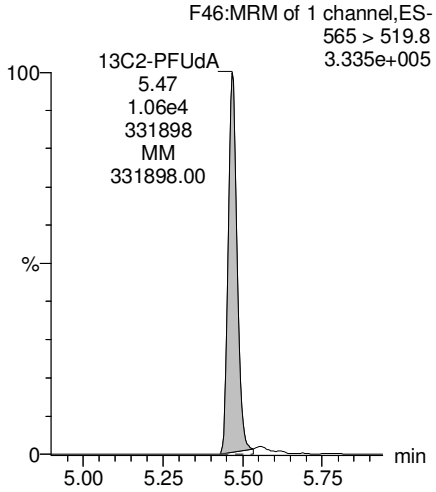

d3-N-MeFOSAA

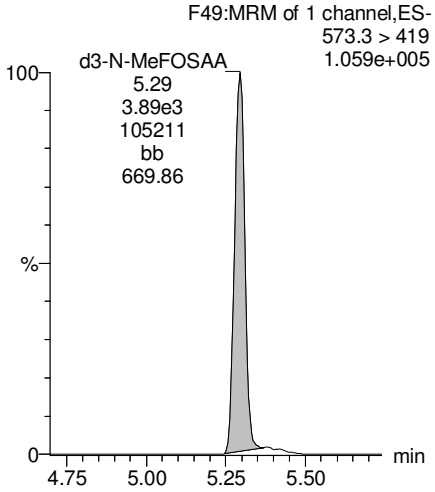

d5-N-EtFOSAA

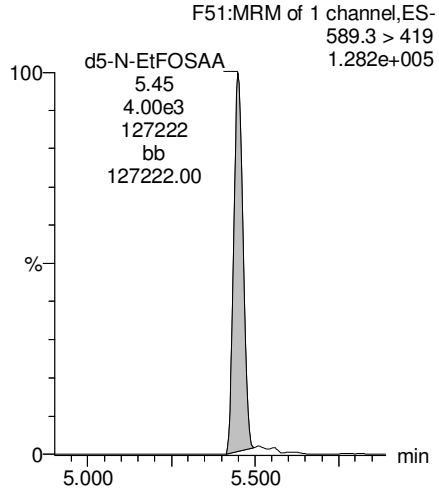

13C2-PFDoA

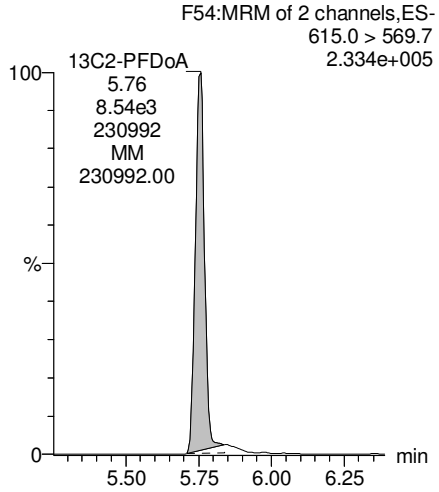

GM 3/5/2018

Dataset: Z:\Projects\PFAS.PRO\Results\180301M1\180301M1-15.qld

Last Altered: Monday, March 05, 2018 16:20:55 Pacific Standard Time
Printed: Monday, March 05, 2018 16:21:40 Pacific Standard Time

Name: 180301M1_15, Date: 02-Mar-2018, Time: 03:21:00, ID: 1800342-20 WI-AF-MW-200-0218 0.11976, Description: WI-AF-MW-200-0218

PFTrDA

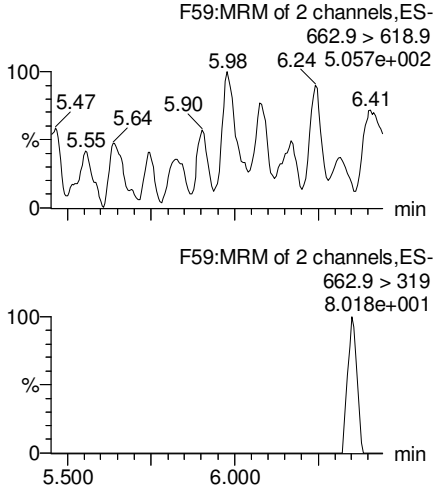

PFTeDA

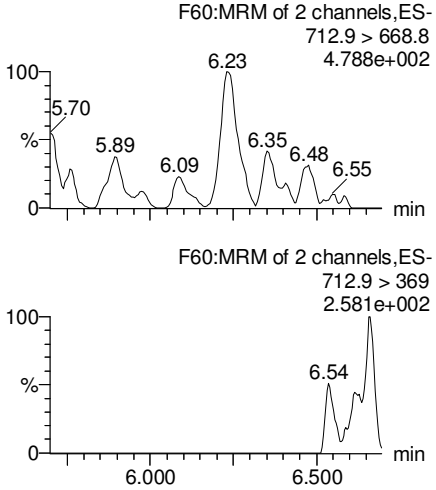

TCDA

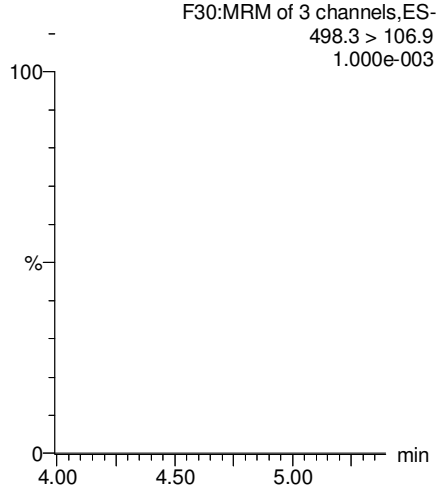

13C5-PFHxA

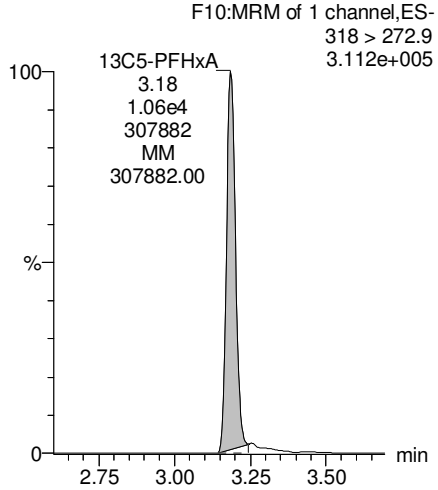

13C2-PFDoA

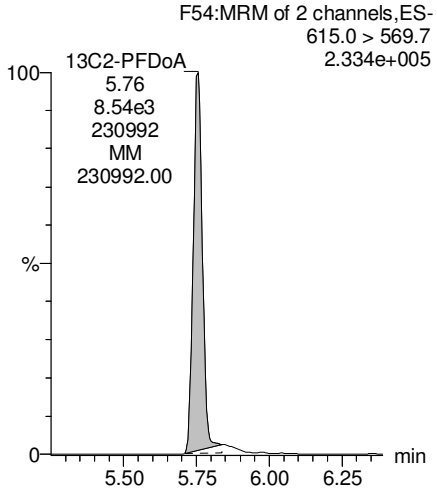

13C2-PFTeDA

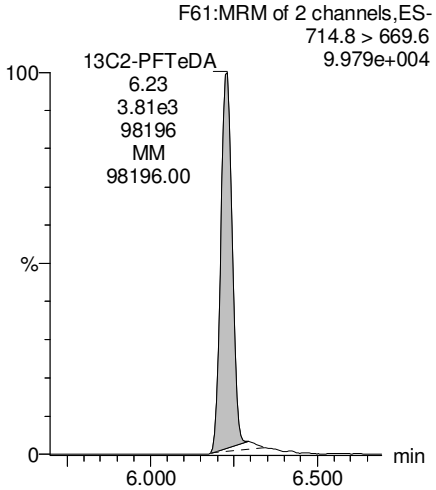

13C8-PFOS

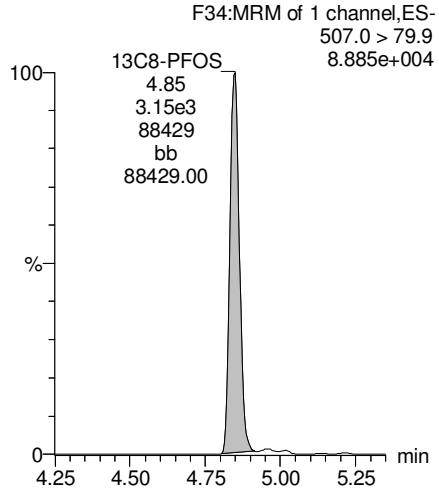

13C8-PFOA

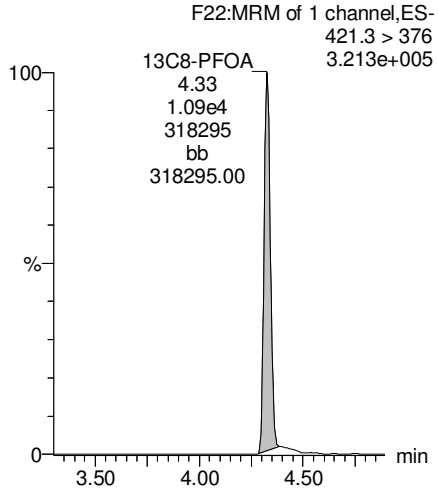

GM 3/5/2018

Dataset: Z:\Projects\PFAS.PRO\Results\180301M1\180301M1-15.qld

Last Altered: Monday, March 05, 2018 16:20:55 Pacific Standard Time
Printed: Monday, March 05, 2018 16:21:40 Pacific Standard Time

Name: 180301M1_15, Date: 02-Mar-2018, Time: 03:21:00, ID: 1800342-20 WI-AF-MW-200-0218 0.11976, Description: WI-AF-MW-200-0218

13C3-PFHxS

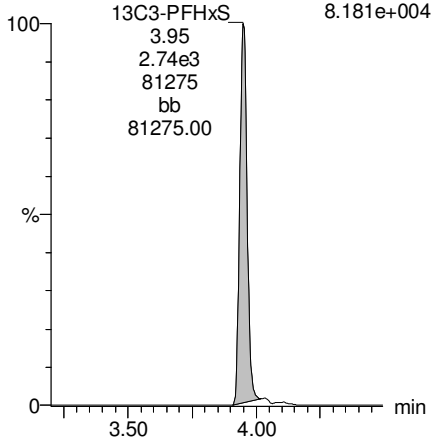

13C9-PFNA

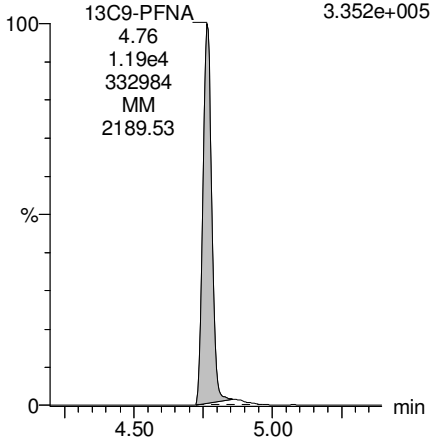

13C4-PFOS

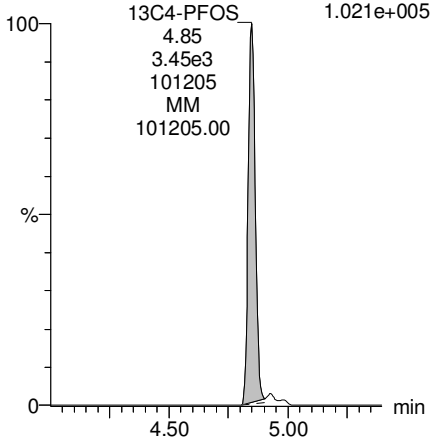

13C6-PFDA

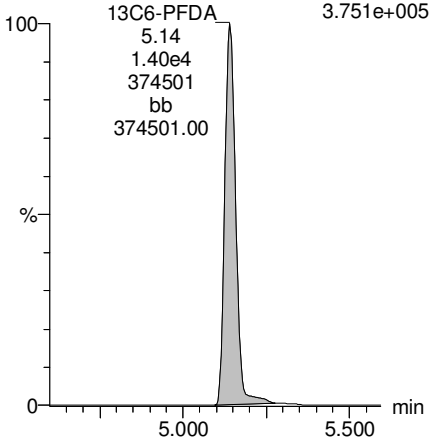

13C7-PFUdA

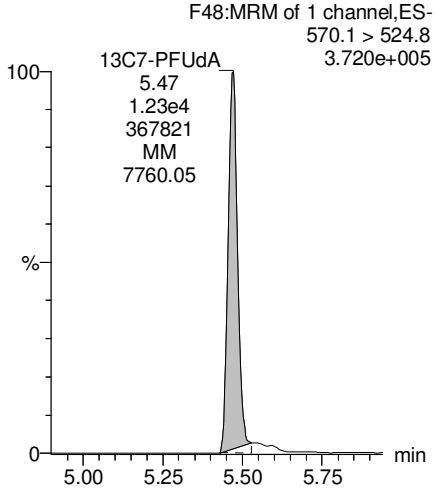

GM 3/5/2018

Vista Analytical Laboratory

rev: ANP 3/9/2018

Dataset: X:\G1.PRO\Results\2018\180306G1\180306G1-8.qld

Last Altered: Wednesday, March 07, 2018 10:44:53 Pacific Standard Time
Printed: Wednesday, March 07, 2018 10:46:20 Pacific Standard Time

Method: X:\G1.PRO\MethDB\PFAS_A_180306_L9.mdb 06 Mar 2018 14:40:52
Calibration: X:\G1.PRO\CurveDB\C18_VAL-PFC_Q1_02-26-18_L9.cdb 27 Feb 2018 08:36:23

Name: 180306G1_8, Date: 06-Mar-2018, Time: 18:14:22, ID: 1800342-20 @10X WI-AF-MW-200-0218 0.11976, Description: WI-AF-MW-200-0218

	#	Name	Trace	Area	IS Area	Wt./Vol.	RRF	Pred.RT	RT	y Axis Resp.	Conc.	%Rec
1	6	PFHxS	398.9 > 79.6	2.17e4	7.45e2	0.1198		3.99	3.99	364	1810	
2	16	18O2-PFHxS	403 > 102.6	7.45e2	1.49e3	0.1198	0.563	3.99	3.99	6.24	92.5	88.6
3	22	13C3-PFHxS	401.9 > 79.9	1.49e3	1.49e3	0.1198	1.000	3.98	3.99	12.5	104	100.0
4	26	Total PFHxS	398.9 > 79.6	2.17e4	7.45e2	0.1198		4.30		364	1810	
5	29	TCDA	498.10 > 106.8		5.90e2	0.1198		3.80				

MJT 3/7/2018

Vista Analytical Laboratory

rev: ANP 3/9/2018

Dataset: X:\G1.PRO\Results\2018\180306G1\180306G1-8.qld

Last Altered: Wednesday, March 07, 2018 10:44:53 Pacific Standard Time
Printed: Wednesday, March 07, 2018 10:46:20 Pacific Standard Time

Method: X:\G1.PRO\MethDB\PFAS_A_180306_L9.mdb 06 Mar 2018 14:40:52
Calibration: X:\G1.PRO\CurveDB\C18_VAL-PFC_Q1_02-26-18_L9.cdb 27 Feb 2018 08:36:23

Name: 180306G1_8, Date: 06-Mar-2018, Time: 18:14:22, ID: 1800342-20 @10X WI-AF-MW-200-0218 0.11976, Description: WI-AF-MW-200-0218

Total PFHxS

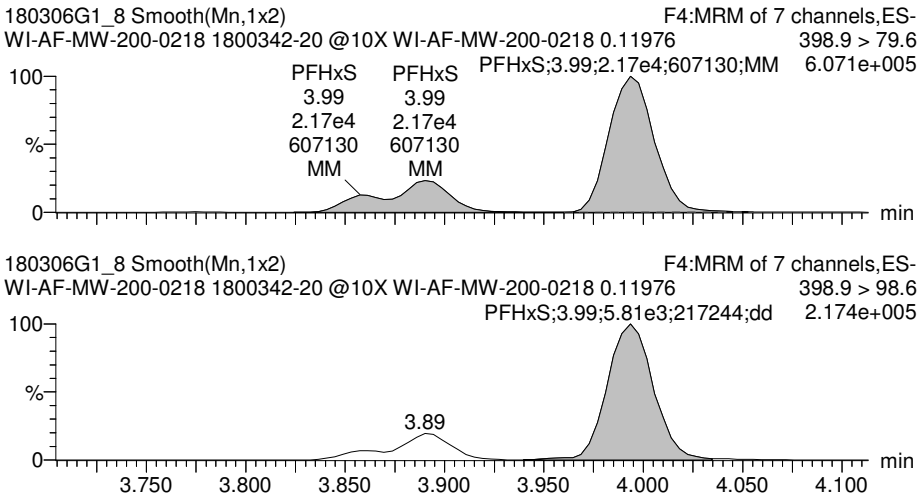

18O2-PFHxS

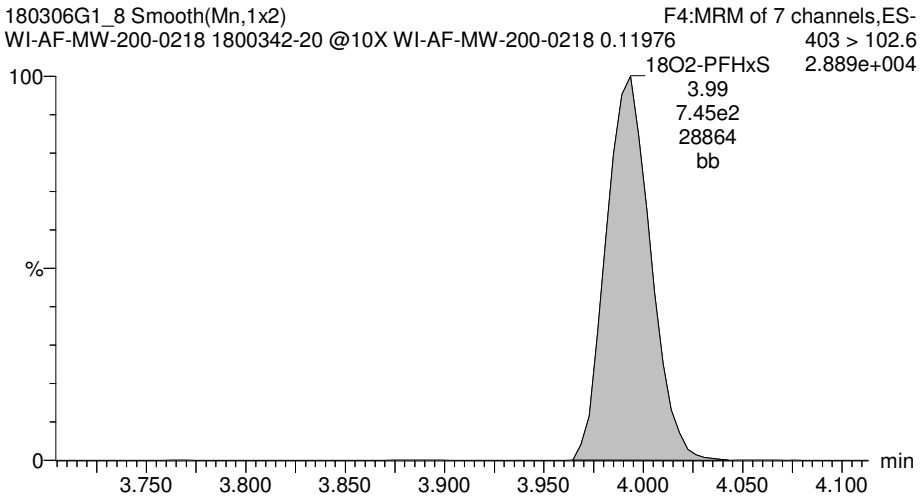

13C3-PFHxS

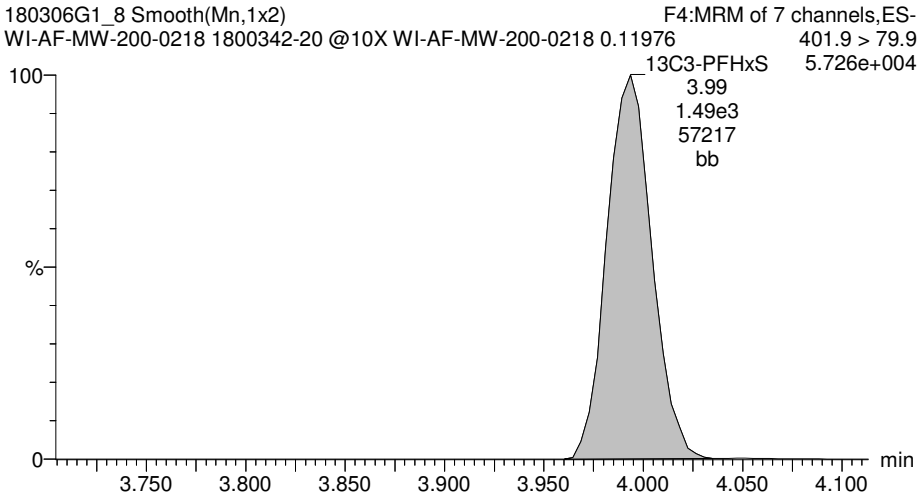

MJT 3/7/2018

Vista Analytical Laboratory

rev: ANP 3/9/2018

Dataset: F:\Projects\PFAS.PRO\Results\180227M1\180027M1-90.qld

Last Altered: Friday, March 09, 2018 14:59:30 Pacific Standard Time
Printed: Friday, March 09, 2018 14:59:59 Pacific Standard Time

Method: Z:\Projects\PFAS.pro\MethDB\PFAS_FULL_80C_022718.mdb 28 Feb 2018 13:19:45
Calibration: Z:\Projects\PFAS.pro\CurveDB\C18_VAL-PFAS_Q4_02-27-18-FULL.cdb 28 Feb 2018 11:20:16

Name: 180227M1_90, Date: 28-Feb-2018, Time: 12:20:24, ID: 1800342-21 WI-AF-EB01-021818 0.12006, Description: WI-AF-EB01-021818

	#	Name	Trace	Area	IS Area	Wt./Vol.	RRF	Pred.RT	RT	y Axis Resp.	Conc.	%Rec
1	3	PFBS	299.0 > 79.7		1.56e3	0.120		2.60				
2	5	PFHxA	313.2 > 268.9		2.75e3	0.120		3.19				
3	7	PFHpA	363.0 > 318.9		6.67e3	0.120		3.81				
4	8	L-PFHxS	398.9 > 79.6		1.11e3	0.120		4.17				
5	11	L-PFOA	413 > 368.7	1.39e2	1.07e4	0.120		4.40	4.39	0.163	0.1779	
6	14	PFNA	463.0 > 418.8		7.87e3	0.120		4.76				
7	16	L-PFOS	499 > 79.9		3.12e3	0.120		4.90				
8	18	PFDA	513 > 468.8		8.40e3	0.120		5.14				
9	21	N-MeFOSAA	570.1 > 419		3.47e3	0.120		5.29				
10	22	N-EtFOSAA	584.2 > 419		3.53e3	0.120		5.45				
11	23	PFUdA	563.0 > 518.9		8.56e3	0.120		5.46				

GM 3/9/2018

Vista Analytical Laboratory

rev: ANP 3/9/2018

Dataset: F:\Projects\PFAS.PRO\Results\180227M1\180027M1-90.qld

Last Altered: Friday, March 09, 2018 14:59:30 Pacific Standard Time
Printed: Friday, March 09, 2018 15:00:07 Pacific Standard Time

Method: Z:\Projects\PFAS.pro\MethDB\PFAS_FULL_80C_022718.mdb 28 Feb 2018 13:19:45
Calibration: Z:\Projects\PFAS.pro\CurveDB\C18_VAL-PFAS_Q4_02-27-18-FULL.cdb 28 Feb 2018 11:20:16

Name: 180227M1_90, Date: 28-Feb-2018, Time: 12:20:24, ID: 1800342-21 WI-AF-EB01-021818 0.12006, Description: WI-AF-EB01-021818

	#	Name	Trace	Area	IS Area	Wt./Vol.	RRF	Pred.RT	RT	y Axis Resp.	Conc.	%Rec
1	25	PFDoA	612.9 > 569.0		9.15e3	0.120		5.74				
2	27	PFTrDA	662.9 > 618.9		9.15e3	0.120		5.98				
3	28	PFTeDA	712.9 > 668.8		3.78e3	0.120		6.20				
4	36	13C3-PFBS	302. > 98.8	1.56e3	1.06e4	0.120	0.131	2.69	2.77	1.84	116.3743	111.8
5	37	13C2-PFHxA	315 > 269.8	2.75e3	1.06e4	0.120	0.740	3.19	3.26	3.23	36.3534	87.3
6	38	13C4-PFHpA	367.2 > 321.8	6.67e3	1.06e4	0.120	0.776	3.81	3.87	7.85	84.2229	80.9
7	39	18O2-PFHxS	403.0 > 102.6	1.11e3	2.95e3	0.120	0.412	3.96	4.02	4.72	95.3078	91.5
8	40	13C2-PFOA	414.9 > 369.7	1.07e4	9.15e3	0.120	1.891	4.33	4.39	14.6	64.2601	61.7
9	41	13C5-PFNA	468.2 > 422.9	7.87e3	1.05e4	0.120	0.959	4.76	4.82	9.35	81.1694	78.0
10	42	13C8-PFOSA	506.1 > 77.7	1.93e3	1.48e4	0.120	0.308	4.83	4.89	1.63	43.9921	42.3
11	43	13C8-PFOS	507.0 > 79.9	3.12e3	3.54e3	0.120	1.096	4.84	4.90	11.0	83.7254	80.4
12	44	13C2-PFDA	515.1 > 469.9	8.40e3	1.25e4	0.120	0.926	5.14	5.19	8.40	75.5743	72.6
13	45	d3-N-MeFOSAA	573.3 > 419	3.47e3	1.48e4	0.120	0.359	5.29	5.34	2.92	67.8614	65.2
14	46	d5-N-EtFOSAA	589.3 > 419	3.53e3	1.48e4	0.120	0.435	5.45	5.49	2.97	56.9224	54.7
15	47	13C2-PFUdA	565 > 519.8	8.56e3	1.48e4	0.120	1.138	5.46	5.51	7.21	52.7764	50.7
16	48	13C2-PFDoA	615.0 > 569.7	9.15e3	1.48e4	0.120	1.059	5.74	5.80	7.70	60.6115	58.2
17	49	d3-N-MeFOSA	515.2 > 168.9		1.48e4	0.120	0.151	5.84				
18	50	13C2-PFTeDA	714.8 > 669.6	3.78e3	1.48e4	0.120	0.484	6.20	6.26	3.18	54.8243	52.7
19	51	d5-N-ETFOSA	531.1 > 168.9		1.48e4	0.120	0.215	6.22				
20	52	13C2-PFHxDA	815 > 769.7	3.07e3	1.48e4	0.120	0.741	6.51	6.59	2.58	29.0348	69.7
21	53	d7-N-MeFOSE	623.1 > 58.9		1.48e4	0.120	0.186	6.31				
22	54	d9-N-EtFOSE	639.2 > 58.8		1.48e4	0.120	0.159	6.45				
23	55	13C4-PFBA	217. > 171.8	8.73e3	8.73e3	0.120	1.000	1.46	1.53	12.5	104.1146	100.0
24	56	13C5-PFHxA	318 > 272.9	1.06e4	1.06e4	0.120	1.000	3.19	3.25	12.5	104.1146	100.0
25	57	13C3-PFHxS	401.9 > 79.9	2.95e3	2.95e3	0.120	1.000	3.96	4.02	12.5	104.1146	100.0
26	58	13C8-PFOA	421.3 > 376	9.15e3	9.15e3	0.120	1.000	4.33	4.39	12.5	104.1146	100.0
27	59	13C9-PFNA	472.2 > 426.9	1.05e4	1.05e4	0.120	1.000	4.70	4.82	12.5	104.1146	100.0
28	60	13C4-PFOS	503 > 79.9	3.54e3	3.54e3	0.120	1.000	4.84	4.90	12.5	104.1146	100.0
29	61	13C6-PFDA	519.1 > 473.7	1.25e4	1.25e4	0.120	1.000	5.14	5.19	12.5	104.1146	100.0
30	62	13C7-PFUdA	570.1 > 524.8	1.48e4	1.48e4	0.120	1.000	5.46	5.52	12.5	104.1146	100.0
31	63	Total PFHxS	398.9 > 79.6	0.00e0	1.11e3	0.120		3.85		0.000		
32	64	Total PFOA	413 > 368.7	1.39e2	1.07e4	0.120		4.21		0.163	0.1779	

GM 3/9/2018

Vista Analytical Laboratory

rev: ANP 3/9/2018

Dataset: F:\Projects\PFAS.PRO\Results\180227M1\180027M1-90.qld

Last Altered: Friday, March 09, 2018 14:59:30 Pacific Standard Time
Printed: Friday, March 09, 2018 15:00:07 Pacific Standard Time

Name: 180227M1_90, Date: 28-Feb-2018, Time: 12:20:24, ID: 1800342-21 WI-AF-EB01-021818 0.12006, Description: WI-AF-EB01-021818

	#	Name	Trace	Area	IS Area	Wt./Vol.	RRF	Pred.RT	RT	y Axis Resp.	Conc.	%Rec
33	65	Total PFOS	499 > 79.9	0.00e0	3.12e3	0.120		4.73		0.000		
34	66	Total N-MeFOSAA	570.1 > 419	0.00e0	3.47e3	0.120		5.29		0.000		
35	67	Total N-EtFOSAA	584.2 > 419	0.00e0	3.53e3	0.120		5.45		0.000		

GM 3/9/2018

Vista Analytical Laboratory

rev: ANP 3/9/2018

Dataset: F:\Projects\PFAS.PRO\Results\180227M1\180027M1-90.qld

Last Altered: Friday, March 09, 2018 14:59:30 Pacific Standard Time
Printed: Friday, March 09, 2018 15:00:07 Pacific Standard Time

Method: Z:\Projects\PFAS.pro\MethDB\PFAS_FULL_80C_022718.mdb 28 Feb 2018 13:19:45
Calibration: Z:\Projects\PFAS.pro\CurveDB\C18_VAL-PFAS_Q4_02-27-18-FULL.cdb 28 Feb 2018 11:20:16

Name: 180227M1_90, Date: 28-Feb-2018, Time: 12:20:24, ID: 1800342-21 WI-AF-EB01-021818 0.12006, Description: WI-AF-EB01-021818

PFBS

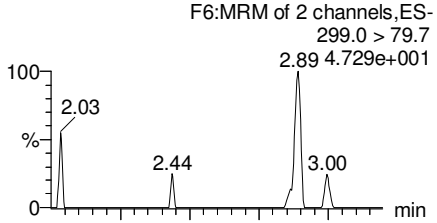

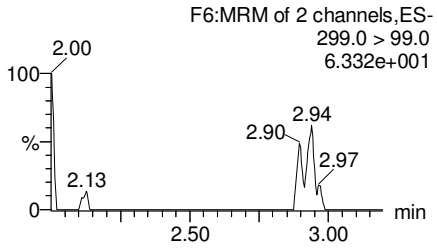

PFHxA

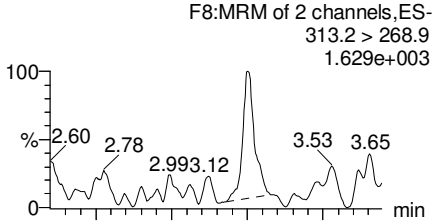

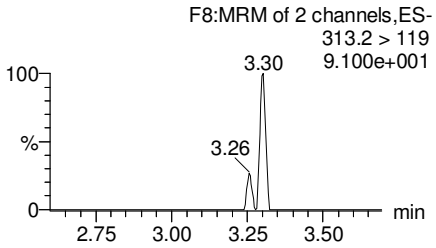

PFHpA

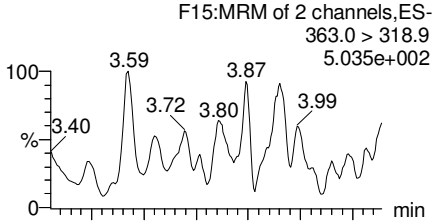

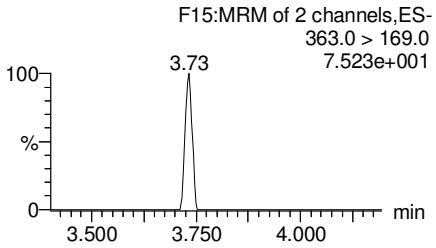

Total PFHxS

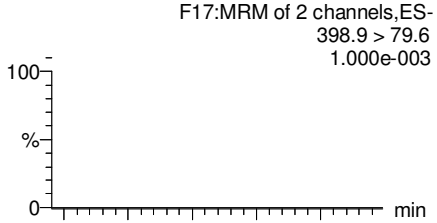

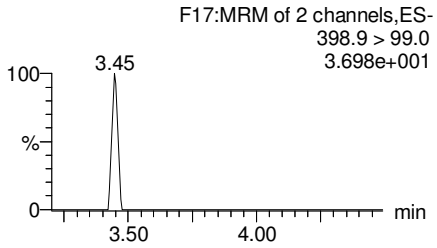

13C3-PFBS

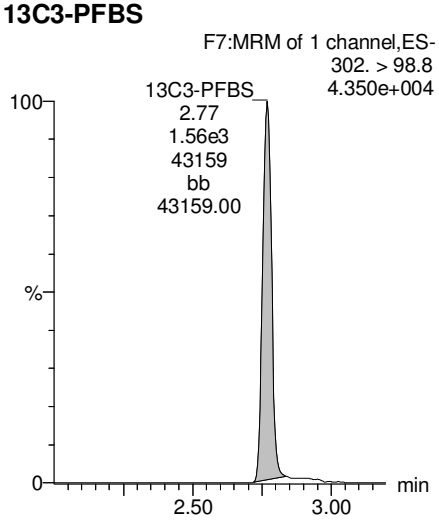

13C2-PFHxA

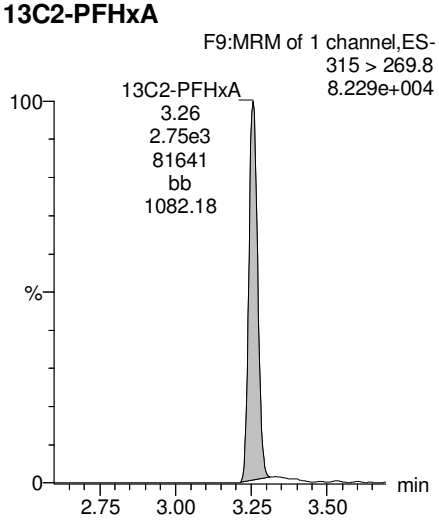

13C4-PFHpA

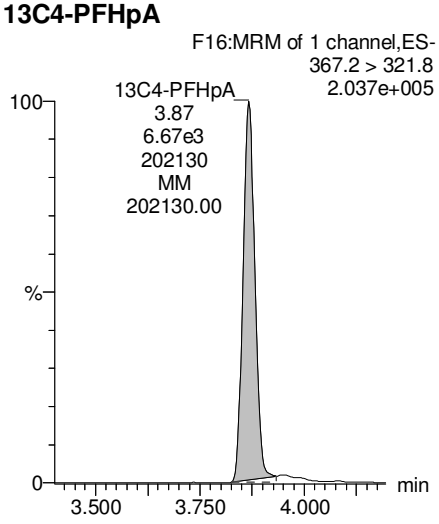

18O2-PFHxS

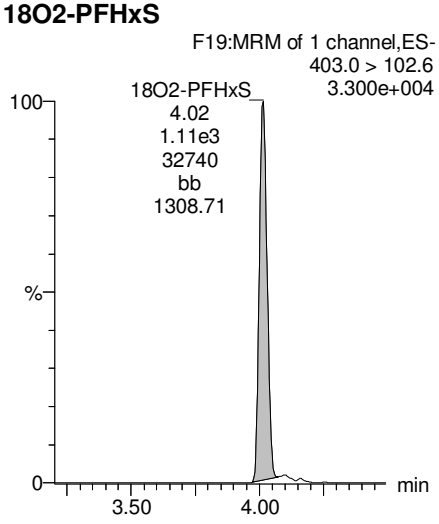

GM 3/9/2018

Dataset: F:\Projects\PFAS.PRO\Results\180227M1\180027M1-90.qld

Last Altered: Friday, March 09, 2018 14:59:30 Pacific Standard Time
Printed: Friday, March 09, 2018 15:00:07 Pacific Standard Time

Name: 180227M1_90, Date: 28-Feb-2018, Time: 12:20:24, ID: 1800342-21 WI-AF-EB01-021818 0.12006, Description: WI-AF-EB01-021818

Total PFOA

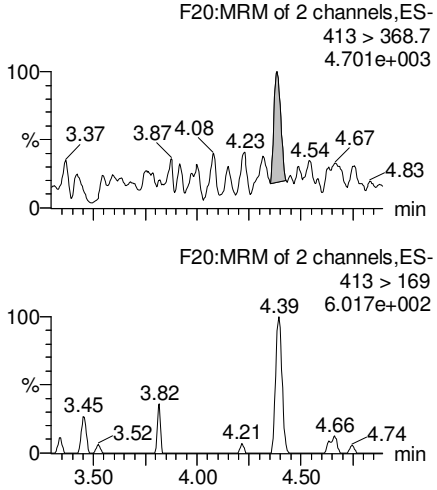

PFNA

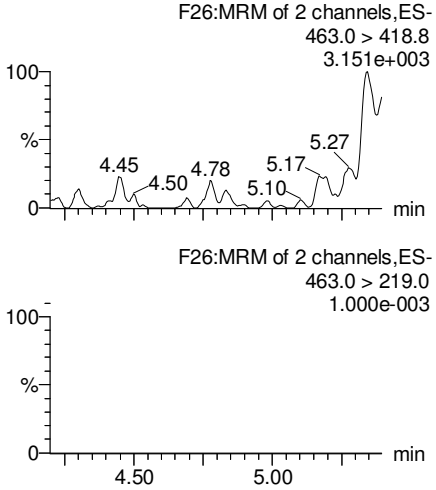

Total PFOS

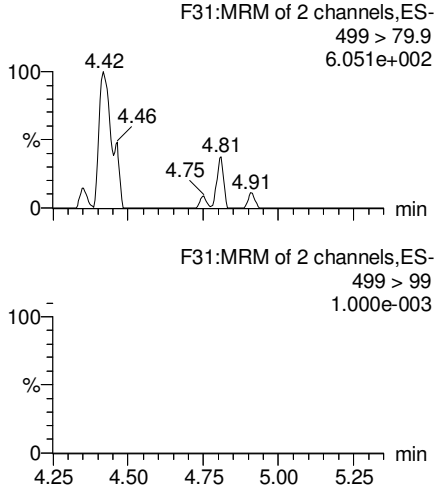

PFDA

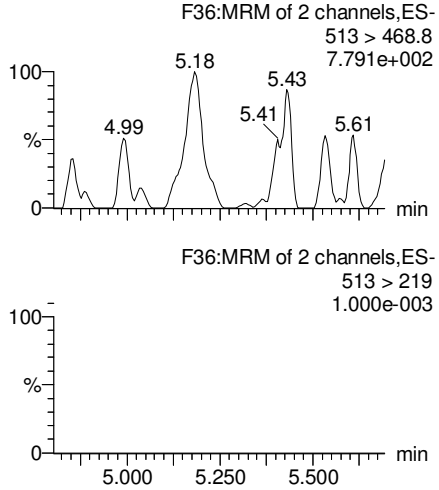

13C2-PFOA

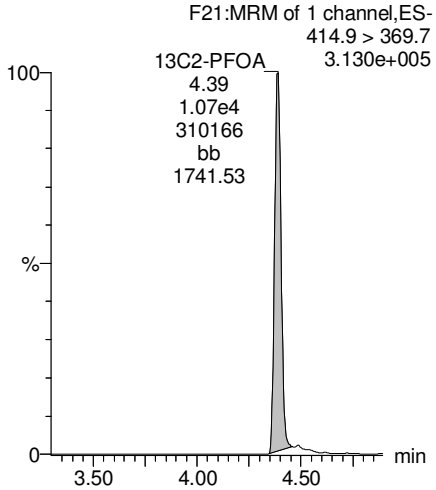

13C5-PFNA

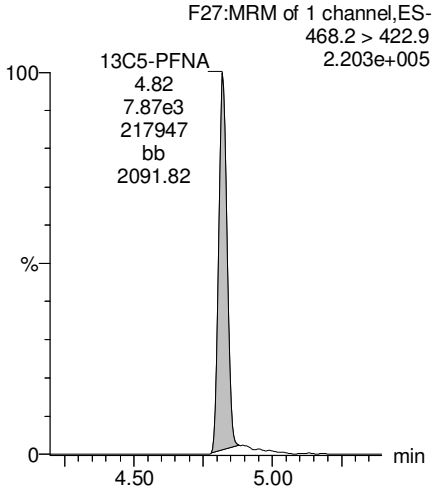

13C8-PFOS

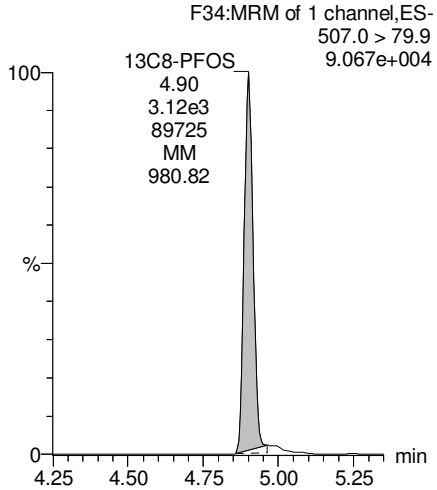

13C2-PFDA

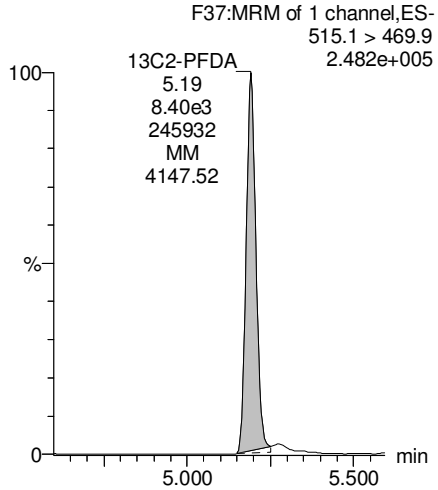

GM 3/9/2018

Dataset: F:\Projects\PFAS.PRO\Results\180227M1\180027M1-90.qld

Last Altered: Friday, March 09, 2018 14:59:30 Pacific Standard Time
Printed: Friday, March 09, 2018 15:00:07 Pacific Standard Time

Name: 180227M1_90, Date: 28-Feb-2018, Time: 12:20:24, ID: 1800342-21 WI-AF-EB01-021818 0.12006, Description: WI-AF-EB01-021818

PFUdA

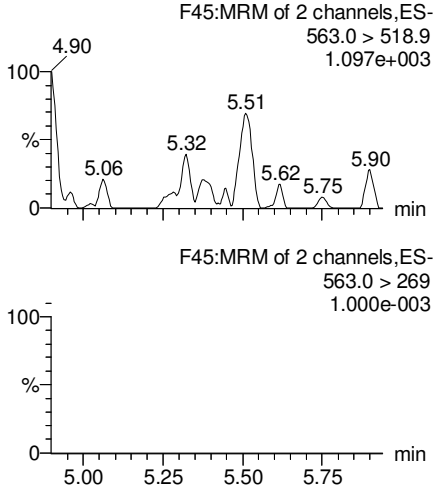

N-MeFOSAA

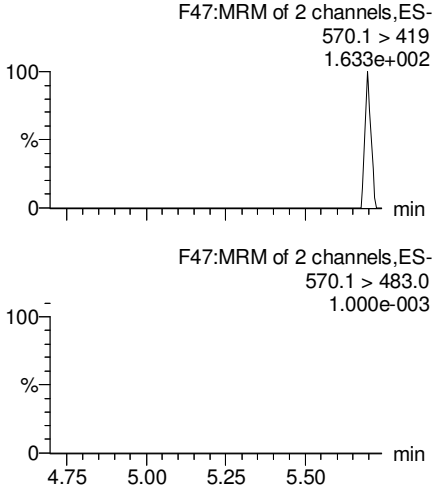

N-EtFOSAA

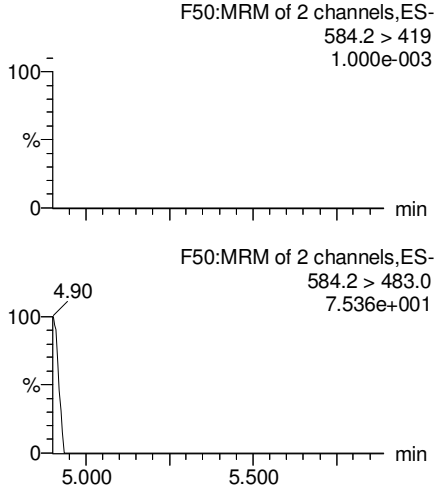

PFDoA

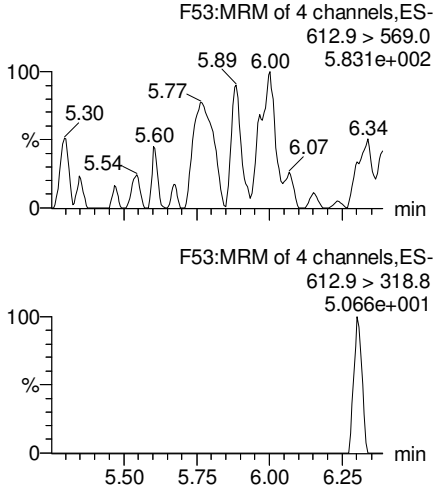

13C2-PFUdA

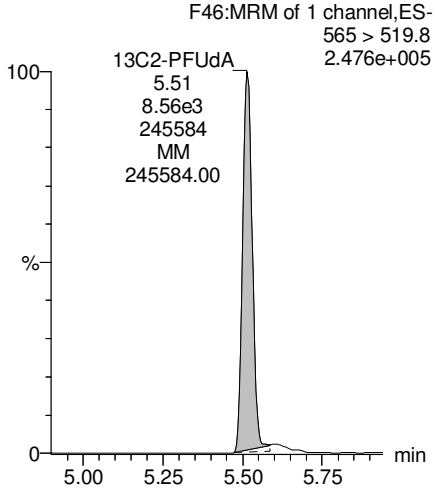

d3-N-MeFOSAA

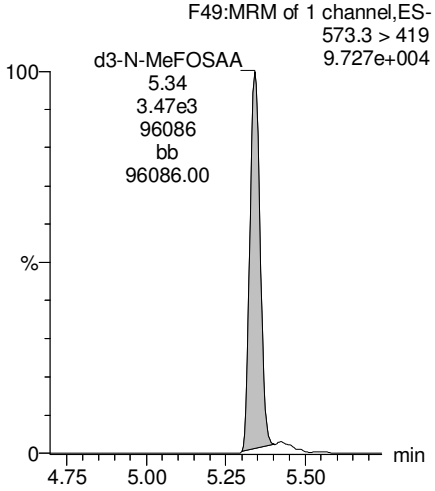

d5-N-EtFOSAA

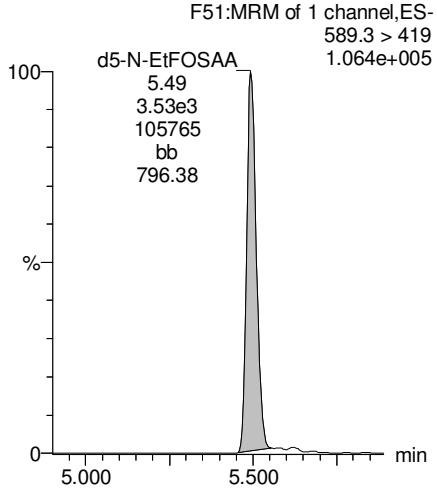

13C2-PFDoA

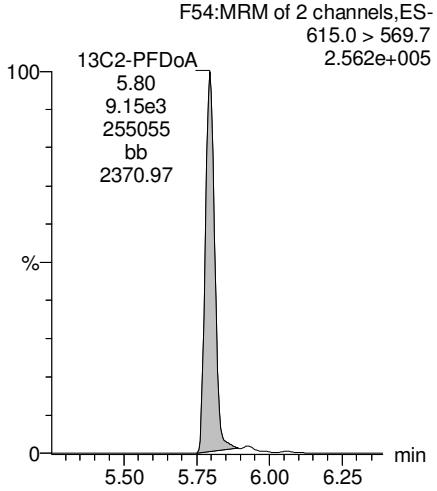

GM 3/9/2018

Dataset: F:\Projects\PFAS.PRO\Results\180227M1\180027M1-90.qld

Last Altered: Friday, March 09, 2018 14:59:30 Pacific Standard Time
Printed: Friday, March 09, 2018 15:00:07 Pacific Standard Time

Name: 180227M1_90, Date: 28-Feb-2018, Time: 12:20:24, ID: 1800342-21 WI-AF-EB01-021818 0.12006, Description: WI-AF-EB01-021818

PFTrDA

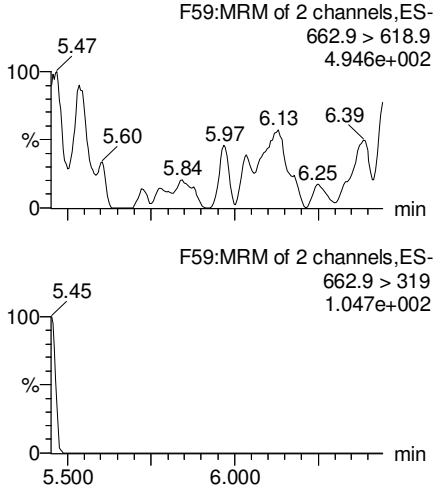

PFTeDA

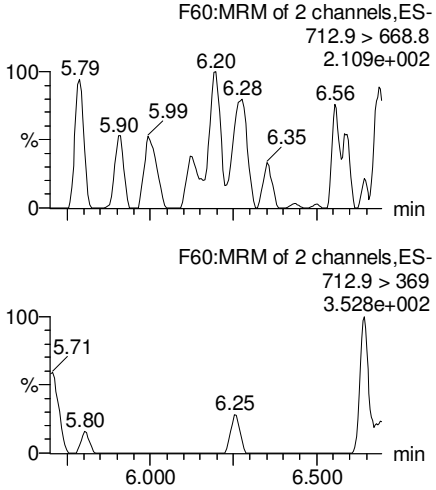

TCDA

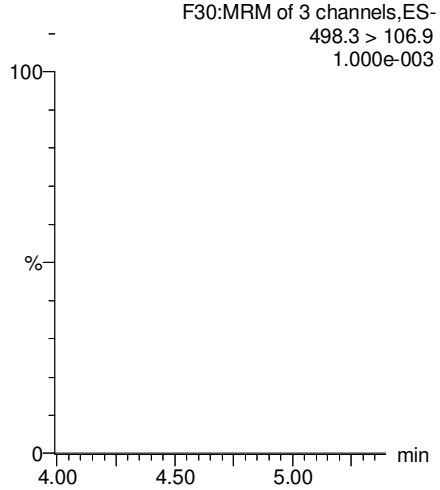

13C5-PFHxA

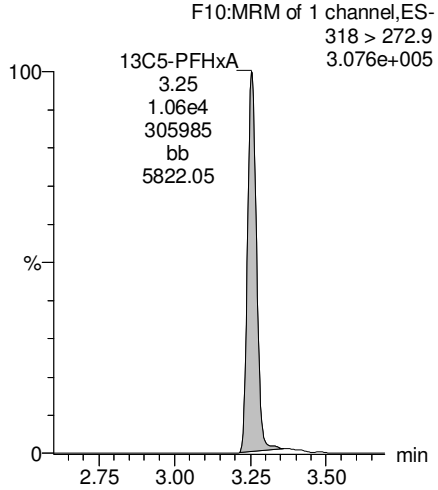

13C2-PFDoA

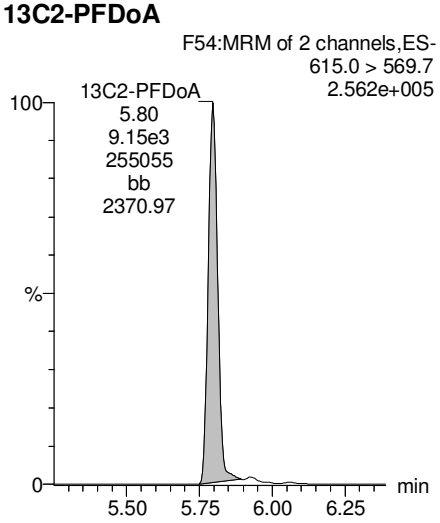

13C2-PFTeDA

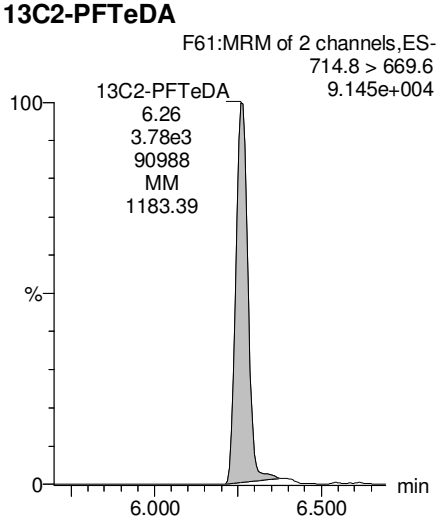

13C8-PFOS

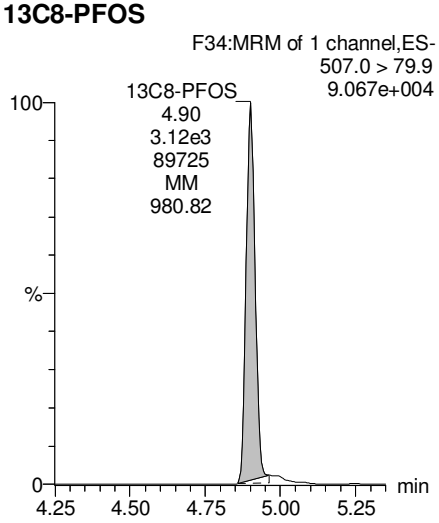

13C8-PFOA

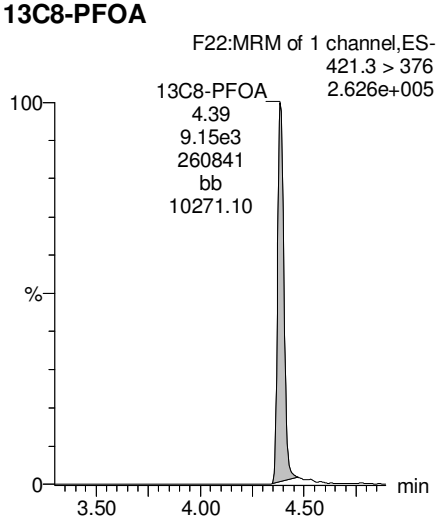

GM 3/9/2018

Dataset: F:\Projects\PFAS.PRO\Results\180227M1\180027M1-90.qld

Last Altered: Friday, March 09, 2018 14:59:30 Pacific Standard Time
Printed: Friday, March 09, 2018 15:00:07 Pacific Standard Time

Name: 180227M1_90, Date: 28-Feb-2018, Time: 12:20:24, ID: 1800342-21 WI-AF-EB01-021818 0.12006, Description: WI-AF-EB01-021818

13C3-PFHxS

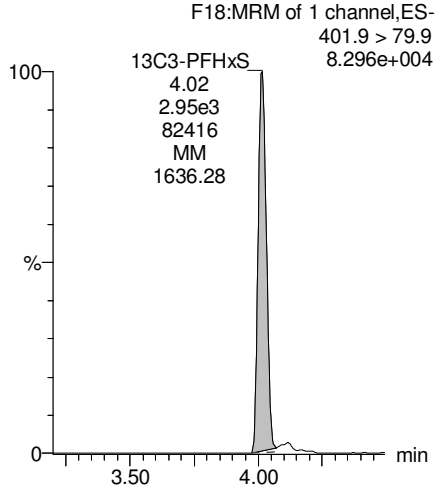

13C9-PFNA

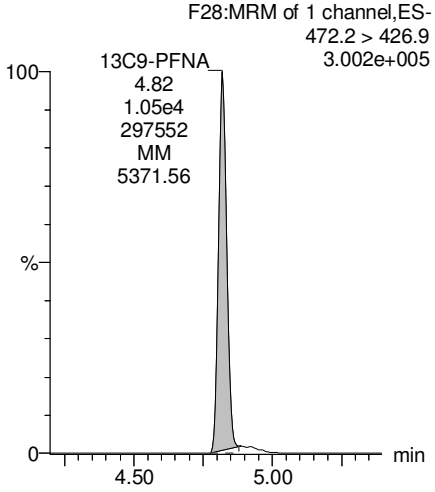

13C4-PFOS

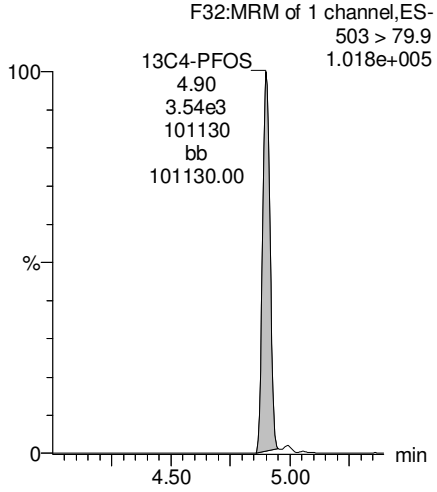

13C6-PFDA

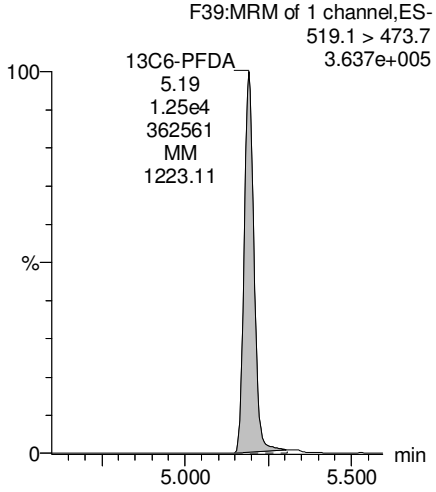

13C7-PFUdA

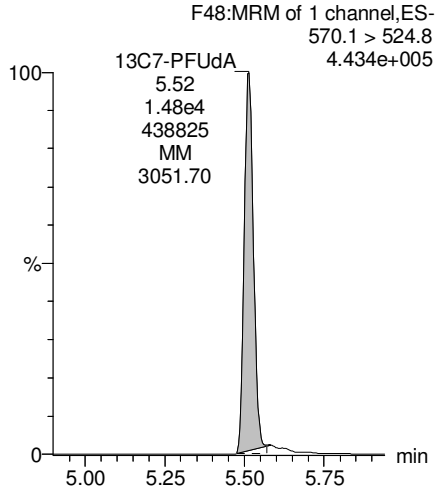

GM 3/9/2018

INJECTION INTERNAL STANDARD (IIS) AREAS,

INSTRUMENT BLANKS (IB)

AND

CONTINUTING CALIBRATION VERIFICATIONS CCV)

Vista Analytical Laboratory

Dataset: Untitled

Last Altered: Monday, February 26, 2018 08:57:33 Pacific Standard Time
Printed: Monday, February 26, 2018 08:57:37 Pacific Standard Time

Method: F:\Projects\PFAS.PRO\MethDB\PFAS_RS-2-5-18.mdb 06 Feb 2018 10:46:28
Calibration: 26 Feb 2018 08:56:31

Name: 180224M1_3, Date: 24-Feb-2018, Time: 12:44:48, ID: ST180224M1-1 PFC CS0 18B2314, Description: PFC CS0 18B2314

	#	Name	ID	Area	%Rec	Area Out
1	1	13C4-PFBA	ST180224M1-1 PFC CS0 18B2314	8.94e3	100.0	NO
2	2	13C5-PFHxA	ST180224M1-1 PFC CS0 18B2314	1.38e4	100.0	NO
3	3	13C3-PFHxS	ST180224M1-1 PFC CS0 18B2314	3.73e3	100.0	NO
4	4	13C8-PFOA	ST180224M1-1 PFC CS0 18B2314	1.16e4	100.0	NO
5	5	13C9-PFNA	ST180224M1-1 PFC CS0 18B2314	1.23e4	100.0	NO
6	6	13C4-PFOS	ST180224M1-1 PFC CS0 18B2314	3.21e3	100.0	NO
7	7	13C6-PFDA	ST180224M1-1 PFC CS0 18B2314	1.67e4	100.0	NO
8	8	13C7-PFUdA	ST180224M1-1 PFC CS0 18B2314	1.84e4	100.0	NO

Name: 180224M1_4, Date: 24-Feb-2018, Time: 12:56:18, ID: IPA, Description: IPA

	#	Name	ID	Area	%Rec	Area Out
1	1	13C4-PFBA	IPA			NO
2	2	13C5-PFHxA	IPA			NO
3	3	13C3-PFHxS	IPA			NO
4	4	13C8-PFOA	IPA			NO
5	5	13C9-PFNA	IPA			NO
6	6	13C4-PFOS	IPA			NO
7	7	13C6-PFDA	IPA			NO
8	8	13C7-PFUdA	IPA			NO

Name: 180224M1_5, Date: 24-Feb-2018, Time: 13:07:48, ID: 1800306-01 REEPDW164FRB 0.12054, Description: REEPDW164FRB

	#	Name	ID	Area	%Rec	Area Out
1	1	13C4-PFBA	1800306-01 REEPDW164FRB 0.12054	8.31e3	93.0	NO
2	2	13C5-PFHxA	1800306-01 REEPDW164FRB 0.12054	9.15e3	66.4	NO
3	3	13C3-PFHxS	1800306-01 REEPDW164FRB 0.12054	2.55e3	68.2	NO
4	4	13C8-PFOA	1800306-01 REEPDW164FRB 0.12054	9.13e3	78.9	NO
5	5	13C9-PFNA	1800306-01 REEPDW164FRB 0.12054	8.57e3	69.6	NO
6	6	13C4-PFOS	1800306-01 REEPDW164FRB 0.12054	2.54e3	79.0	NO
7	7	13C6-PFDA	1800306-01 REEPDW164FRB 0.12054	1.14e4	68.4	NO
8	8	13C7-PFUdA	1800306-01 REEPDW164FRB 0.12054	1.22e4	66.7	NO

Name: 180224M1_6, Date: 24-Feb-2018, Time: 13:19:12, ID: 1800306-02 REEPDW165FRB 0.11619, Description: REEPDW165FRB

	#	Name	ID	Area	%Rec	Area Out
1	1	13C4-PFBA	1800306-02 REEPDW165FRB 0.11619	8.70e3	97.4	NO
2	2	13C5-PFHxA	1800306-02 REEPDW165FRB 0.11619	9.13e3	66.2	NO
3	3	13C3-PFHxS	1800306-02 REEPDW165FRB 0.11619	2.81e3	75.2	NO
4	4	13C8-PFOA	1800306-02 REEPDW165FRB 0.11619	8.11e3	70.1	NO
5	5	13C9-PFNA	1800306-02 REEPDW165FRB 0.11619	8.82e3	71.6	NO
6	6	13C4-PFOS	1800306-02 REEPDW165FRB 0.11619	3.16e3	98.5	NO
7	7	13C6-PFDA	1800306-02 REEPDW165FRB 0.11619	9.84e3	59.0	NO
8	8	13C7-PFUdA	1800306-02 REEPDW165FRB 0.11619	1.37e4	74.7	NO

Dataset: Untitled

Last Altered: Monday, February 26, 2018 08:57:33 Pacific Standard Time
Printed: Monday, February 26, 2018 08:57:37 Pacific Standard Time

Name: 180224M1_7, Date: 24-Feb-2018, Time: 13:30:38, ID: 1800306-03 REEPDW166FRB 0.11151, Description: REEPDW166FRB

	#	Name	ID	Area	%Rec	Area Out
1	1	13C4-PFBA	1800306-03 REEPDW166FRB 0.11151	8.14e3	91.2	NO
2	2	13C5-PFHxA	1800306-03 REEPDW166FRB 0.11151	9.69e3	70.3	NO
3	3	13C3-PFHxS	1800306-03 REEPDW166FRB 0.11151	2.71e3	72.7	NO
4	4	13C8-PFOA	1800306-03 REEPDW166FRB 0.11151	8.99e3	77.7	NO
5	5	13C9-PFNA	1800306-03 REEPDW166FRB 0.11151	8.15e3	66.1	NO
6	6	13C4-PFOS	1800306-03 REEPDW166FRB 0.11151	2.90e3	90.4	NO
7	7	13C6-PFDA	1800306-03 REEPDW166FRB 0.11151	9.92e3	59.5	NO
8	8	13C7-PFUdA	1800306-03 REEPDW166FRB 0.11151	1.35e4	73.5	NO

Name: 180224M1_8, Date: 24-Feb-2018, Time: 13:42:05, ID: 1800306-04 REEPDW167FRB 0.1185, Description: REEPDW167FRB

	#	Name	ID	Area	%Rec	Area Out
1	1	13C4-PFBA	1800306-04 REEPDW167FRB 0.1185	8.70e3	97.3	NO
2	2	13C5-PFHxA	1800306-04 REEPDW167FRB 0.1185	9.39e3	68.1	NO
3	3	13C3-PFHxS	1800306-04 REEPDW167FRB 0.1185	2.60e3	69.8	NO
4	4	13C8-PFOA	1800306-04 REEPDW167FRB 0.1185	8.86e3	76.6	NO
5	5	13C9-PFNA	1800306-04 REEPDW167FRB 0.1185	1.04e4	84.1	NO
6	6	13C4-PFOS	1800306-04 REEPDW167FRB 0.1185	2.68e3	83.4	NO
7	7	13C6-PFDA	1800306-04 REEPDW167FRB 0.1185	1.07e4	64.2	NO
8	8	13C7-PFUdA	1800306-04 REEPDW167FRB 0.1185	1.33e4	72.2	NO

Name: 180224M1_9, Date: 24-Feb-2018, Time: 13:53:35, ID: 1800306-05 REEPDW168FRB 0.11959, Description: REEPDW168FRB

	#	Name	ID	Area	%Rec	Area Out
1	1	13C4-PFBA	1800306-05 REEPDW168FRB 0.11959	8.80e3	98.5	NO
2	2	13C5-PFHxA	1800306-05 REEPDW168FRB 0.11959	9.59e3	69.6	NO
3	3	13C3-PFHxS	1800306-05 REEPDW168FRB 0.11959	2.54e3	68.2	NO
4	4	13C8-PFOA	1800306-05 REEPDW168FRB 0.11959	8.48e3	73.3	NO
5	5	13C9-PFNA	1800306-05 REEPDW168FRB 0.11959	8.98e3	72.9	NO
6	6	13C4-PFOS	1800306-05 REEPDW168FRB 0.11959	2.47e3	76.9	NO
7	7	13C6-PFDA	1800306-05 REEPDW168FRB 0.11959	1.16e4	69.5	NO
8	8	13C7-PFUdA	1800306-05 REEPDW168FRB 0.11959	1.35e4	73.4	NO

Name: 180224M1_10, Date: 24-Feb-2018, Time: 14:08:23, ID: 1800306-06 REEPDW169FRB 0.11933, Description: REEPDW169FRB

	#	Name	ID	Area	%Rec	Area Out
1	1	13C4-PFBA	1800306-06 REEPDW169FRB 0.11933	8.42e3	94.2	NO
2	2	13C5-PFHxA	1800306-06 REEPDW169FRB 0.11933	1.04e4	75.6	NO
3	3	13C3-PFHxS	1800306-06 REEPDW169FRB 0.11933	2.38e3	63.9	NO
4	4	13C8-PFOA	1800306-06 REEPDW169FRB 0.11933	8.94e3	77.3	NO
5	5	13C9-PFNA	1800306-06 REEPDW169FRB 0.11933	1.03e4	83.4	NO
6	6	13C4-PFOS	1800306-06 REEPDW169FRB 0.11933	2.83e3	88.2	NO
7	7	13C6-PFDA	1800306-06 REEPDW169FRB 0.11933	1.23e4	73.9	NO
8	8	13C7-PFUdA	1800306-06 REEPDW169FRB 0.11933	1.34e4	72.8	NO

Dataset: Untitled

Last Altered: Monday, February 26, 2018 08:57:33 Pacific Standard Time
Printed: Monday, February 26, 2018 08:57:37 Pacific Standard Time

Name: 180224M1_11, Date: 24-Feb-2018, Time: 14:19:45, ID: 1800306-07 REEPDW170FRB 0.11818, Description: REEPDW170FRB

	#	Name	ID	Area	%Rec	Area Out
1	1	13C4-PFBA	1800306-07 REEPDW170FRB 0.11818	8.53e3	95.5	NO
2	2	13C5-PFHxA	1800306-07 REEPDW170FRB 0.11818	9.68e3	70.3	NO
3	3	13C3-PFHxS	1800306-07 REEPDW170FRB 0.11818	2.34e3	62.8	NO
4	4	13C8-PFOA	1800306-07 REEPDW170FRB 0.11818	8.83e3	76.4	NO
5	5	13C9-PFNA	1800306-07 REEPDW170FRB 0.11818	9.99e3	81.1	NO
6	6	13C4-PFOS	1800306-07 REEPDW170FRB 0.11818	2.66e3	82.8	NO
7	7	13C6-PFDA	1800306-07 REEPDW170FRB 0.11818	9.59e3	57.5	NO
8	8	13C7-PFUdA	1800306-07 REEPDW170FRB 0.11818	1.27e4	68.9	NO

Name: 180224M1_12, Date: 24-Feb-2018, Time: 14:31:12, ID: 1800306-08 REEPDW171FRB 0.12105, Description: REEPDW171FRB

	#	Name	ID	Area	%Rec	Area Out
1	1	13C4-PFBA	1800306-08 REEPDW171FRB 0.12105	7.38e3	82.6	NO
2	2	13C5-PFHxA	1800306-08 REEPDW171FRB 0.12105	9.32e3	67.6	NO
3	3	13C3-PFHxS	1800306-08 REEPDW171FRB 0.12105	2.69e3	72.2	NO
4	4	13C8-PFOA	1800306-08 REEPDW171FRB 0.12105	7.64e3	66.0	NO
5	5	13C9-PFNA	1800306-08 REEPDW171FRB 0.12105	7.71e3	62.5	NO
6	6	13C4-PFOS	1800306-08 REEPDW171FRB 0.12105	2.73e3	85.0	NO
7	7	13C6-PFDA	1800306-08 REEPDW171FRB 0.12105	8.00e3	47.9	YES
8	8	13C7-PFUdA	1800306-08 REEPDW171FRB 0.12105	1.08e4	58.6	NO

Name: 180224M1_13, Date: 24-Feb-2018, Time: 14:42:39, ID: 1800306-09 REEPDW172FRB 0.12044, Description: REEPDW172FRB

	#	Name	ID	Area	%Rec	Area Out
1	1	13C4-PFBA	1800306-09 REEPDW172FRB 0.12044	7.82e3	87.5	NO
2	2	13C5-PFHxA	1800306-09 REEPDW172FRB 0.12044	9.49e3	68.9	NO
3	3	13C3-PFHxS	1800306-09 REEPDW172FRB 0.12044	2.47e3	66.3	NO
4	4	13C8-PFOA	1800306-09 REEPDW172FRB 0.12044	7.73e3	66.8	NO
5	5	13C9-PFNA	1800306-09 REEPDW172FRB 0.12044	8.88e3	72.0	NO
6	6	13C4-PFOS	1800306-09 REEPDW172FRB 0.12044	2.32e3	72.2	NO
7	7	13C6-PFDA	1800306-09 REEPDW172FRB 0.12044	1.07e4	64.4	NO
8	8	13C7-PFUdA	1800306-09 REEPDW172FRB 0.12044	9.72e3	52.9	NO

Name: 180224M1_14, Date: 24-Feb-2018, Time: 14:54:06, ID: 1800306-10 REEPDW173FRB 0.11418, Description: REEPDW173FRB

	#	Name	ID	Area	%Rec	Area Out
1	1	13C4-PFBA	1800306-10 REEPDW173FRB 0.11418	8.08e3	90.5	NO
2	2	13C5-PFHxA	1800306-10 REEPDW173FRB 0.11418	1.04e4	75.2	NO
3	3	13C3-PFHxS	1800306-10 REEPDW173FRB 0.11418	2.59e3	69.4	NO
4	4	13C8-PFOA	1800306-10 REEPDW173FRB 0.11418	9.37e3	81.0	NO
5	5	13C9-PFNA	1800306-10 REEPDW173FRB 0.11418	1.01e4	82.0	NO
6	6	13C4-PFOS	1800306-10 REEPDW173FRB 0.11418	2.63e3	82.0	NO
7	7	13C6-PFDA	1800306-10 REEPDW173FRB 0.11418	9.60e3	57.5	NO
8	8	13C7-PFUdA	1800306-10 REEPDW173FRB 0.11418	1.33e4	72.6	NO

Dataset: Untitled

Last Altered: Monday, February 26, 2018 08:57:33 Pacific Standard Time
Printed: Monday, February 26, 2018 08:57:37 Pacific Standard Time

Name: 180224M1_15, Date: 24-Feb-2018, Time: 15:05:36, ID: B8B0132-BS1 OPR 0.125, Description: OPR

	# Name	ID	Area	%Rec	Area Out
1	1 13C4-PFBA	B8B0132-BS1 OPR 0.125	9.91e3	110.9	NO
2	2 13C5-PFHxA	B8B0132-BS1 OPR 0.125	1.03e4	74.8	NO
3	3 13C3-PFHxS	B8B0132-BS1 OPR 0.125	2.71e3	72.6	NO
4	4 13C8-PFOA	B8B0132-BS1 OPR 0.125	8.16e3	70.6	NO
5	5 13C9-PFNA	B8B0132-BS1 OPR 0.125	1.01e4	82.2	NO
6	6 13C4-PFOS	B8B0132-BS1 OPR 0.125	2.67e3	83.1	NO
7	7 13C6-PFDA	B8B0132-BS1 OPR 0.125	9.78e3	58.6	NO
8	8 13C7-PFUdA	B8B0132-BS1 OPR 0.125	1.12e4	60.8	NO

Name: 180224M1_16, Date: 24-Feb-2018, Time: 15:17:06, ID: B8B0132-BLK1 Method Blank 0.125, Description: Method Blank

	# Name	ID	Area	%Rec	Area Out
1	1 13C4-PFBA	B8B0132-BLK1 Method Blank 0.125	8.55e3	95.7	NO
2	2 13C5-PFHxA	B8B0132-BLK1 Method Blank 0.125	9.84e3	71.4	NO
3	3 13C3-PFHxS	B8B0132-BLK1 Method Blank 0.125	2.53e3	67.9	NO
4	4 13C8-PFOA	B8B0132-BLK1 Method Blank 0.125	9.29e3	80.3	NO
5	5 13C9-PFNA	B8B0132-BLK1 Method Blank 0.125	8.95e3	72.6	NO
6	6 13C4-PFOS	B8B0132-BLK1 Method Blank 0.125	2.70e3	84.0	NO
7	7 13C6-PFDA	B8B0132-BLK1 Method Blank 0.125	1.02e4	61.2	NO
8	8 13C7-PFUdA	B8B0132-BLK1 Method Blank 0.125	1.22e4	66.5	NO

Name: 180224M1_17, Date: 24-Feb-2018, Time: 15:28:33, ID: B8B0132-MS1 Matrix Spike 0.11558, Description: Matrix Spike

	# Name	ID	Area	%Rec	Area Out
1	1 13C4-PFBA	B8B0132-MS1 Matrix Spike 0.11558	9.35e3	104.7	NO
2	2 13C5-PFHxA	B8B0132-MS1 Matrix Spike 0.11558	9.86e3	71.5	NO
3	3 13C3-PFHxS	B8B0132-MS1 Matrix Spike 0.11558	2.39e3	64.0	NO
4	4 13C8-PFOA	B8B0132-MS1 Matrix Spike 0.11558	8.84e3	76.4	NO
5	5 13C9-PFNA	B8B0132-MS1 Matrix Spike 0.11558	1.00e4	81.5	NO
6	6 13C4-PFOS	B8B0132-MS1 Matrix Spike 0.11558	2.68e3	83.5	NO
7	7 13C6-PFDA	B8B0132-MS1 Matrix Spike 0.11558	1.09e4	65.6	NO
8	8 13C7-PFUdA	B8B0132-MS1 Matrix Spike 0.11558	1.26e4	68.6	NO

Name: 180224M1_18, Date: 24-Feb-2018, Time: 15:40:03, ID: B8B0132-MSD1 Matrix Spike Dup 0.12417, Description: Matrix Spike Dup

	# Name	ID	Area	%Rec	Area Out
1	1 13C4-PFBA	B8B0132-MSD1 Matrix Spike Dup 0.124...	9.87e3	110.5	NO
2	2 13C5-PFHxA	B8B0132-MSD1 Matrix Spike Dup 0.124...	1.06e4	76.8	NO
3	3 13C3-PFHxS	B8B0132-MSD1 Matrix Spike Dup 0.124...	2.34e3	62.8	NO
4	4 13C8-PFOA	B8B0132-MSD1 Matrix Spike Dup 0.124...	9.64e3	83.3	NO
5	5 13C9-PFNA	B8B0132-MSD1 Matrix Spike Dup 0.124...	1.02e4	83.1	NO
6	6 13C4-PFOS	B8B0132-MSD1 Matrix Spike Dup 0.124...	3.00e3	93.4	NO
7	7 13C6-PFDA	B8B0132-MSD1 Matrix Spike Dup 0.124...	1.02e4	61.2	NO
8	8 13C7-PFUdA	B8B0132-MSD1 Matrix Spike Dup 0.124...	1.19e4	64.9	NO

Dataset: Untitled

Last Altered: Monday, February 26, 2018 08:57:33 Pacific Standard Time
Printed: Monday, February 26, 2018 08:57:37 Pacific Standard Time

Name: 180224M1_19, Date: 24-Feb-2018, Time: 15:51:30, ID: 1800342-01 WI-AF-29-MW-4-0218 0.12269, Description: WI-AF-29-MW-4-0218

	# Name	ID	Area	%Rec	Area Out
1	1 13C4-PFBA	1800342-01 WI-AF-29-MW-4-0218 0.12...	8.93e3	99.9	NO
2	2 13C5-PFHxA	1800342-01 WI-AF-29-MW-4-0218 0.12...	1.10e4	79.9	NO
3	3 13C3-PFHxS	1800342-01 WI-AF-29-MW-4-0218 0.12...	2.84e3	76.0	NO
4	4 13C8-PFOA	1800342-01 WI-AF-29-MW-4-0218 0.12...	9.33e3	80.6	NO
5	5 13C9-PFNA	1800342-01 WI-AF-29-MW-4-0218 0.12...	9.69e3	78.6	NO
6	6 13C4-PFOS	1800342-01 WI-AF-29-MW-4-0218 0.12...	2.72e3	84.8	NO
7	7 13C6-PFDA	1800342-01 WI-AF-29-MW-4-0218 0.12...	9.42e3	56.5	NO
8	8 13C7-PFUdA	1800342-01 WI-AF-29-MW-4-0218 0.12...	1.19e4	65.0	NO

Name: 180224M1_20, Date: 24-Feb-2018, Time: 16:02:56, ID: 1800342-02 WI-AF-29-MW-4P-0218 0.11686, Description: WI-AF-29-MW-4P-0218

	# Name	ID	Area	%Rec	Area Out
1	1 13C4-PFBA	1800342-02 WI-AF-29-MW-4P-0218 0.1...	8.04e3	90.0	NO
2	2 13C5-PFHxA	1800342-02 WI-AF-29-MW-4P-0218 0.1...	9.12e3	66.2	NO
3	3 13C3-PFHxS	1800342-02 WI-AF-29-MW-4P-0218 0.1...	2.90e3	77.8	NO
4	4 13C8-PFOA	1800342-02 WI-AF-29-MW-4P-0218 0.1...	9.16e3	79.2	NO
5	5 13C9-PFNA	1800342-02 WI-AF-29-MW-4P-0218 0.1...	9.85e3	79.9	NO
6	6 13C4-PFOS	1800342-02 WI-AF-29-MW-4P-0218 0.1...	2.62e3	81.7	NO
7	7 13C6-PFDA	1800342-02 WI-AF-29-MW-4P-0218 0.1...	9.05e3	54.3	NO
8	8 13C7-PFUdA	1800342-02 WI-AF-29-MW-4P-0218 0.1...	9.85e3	53.6	NO

Name: 180224M1_21, Date: 24-Feb-2018, Time: 16:14:23, ID: 1800342-03 WI-AF-FB01-021318 0.12659, Description: WI-AF-FB01-021318

	# Name	ID	Area	%Rec	Area Out
1	1 13C4-PFBA	1800342-03 WI-AF-FB01-021318 0.126...	7.85e3	87.9	NO
2	2 13C5-PFHxA	1800342-03 WI-AF-FB01-021318 0.126...	9.33e3	67.7	NO
3	3 13C3-PFHxS	1800342-03 WI-AF-FB01-021318 0.126...	2.63e3	70.6	NO
4	4 13C8-PFOA	1800342-03 WI-AF-FB01-021318 0.126...	7.85e3	67.8	NO
5	5 13C9-PFNA	1800342-03 WI-AF-FB01-021318 0.126...	1.08e4	87.4	NO
6	6 13C4-PFOS	1800342-03 WI-AF-FB01-021318 0.126...	2.94e3	91.5	NO
7	7 13C6-PFDA	1800342-03 WI-AF-FB01-021318 0.126...	1.17e4	70.3	NO
8	8 13C7-PFUdA	1800342-03 WI-AF-FB01-021318 0.126...	1.29e4	70.4	NO

Name: 180224M1_22, Date: 24-Feb-2018, Time: 16:25:50, ID: 1800342-04 WI-AF-EB01-021318 0.12366, Description: WI-AF-EB01-021318

	# Name	ID	Area	%Rec	Area Out
1	1 13C4-PFBA	1800342-04 WI-AF-EB01-021318 0.123...	7.49e3	83.9	NO
2	2 13C5-PFHxA	1800342-04 WI-AF-EB01-021318 0.123...	9.57e3	69.4	NO
3	3 13C3-PFHxS	1800342-04 WI-AF-EB01-021318 0.123...	2.73e3	73.1	NO
4	4 13C8-PFOA	1800342-04 WI-AF-EB01-021318 0.123...	8.62e3	74.5	NO
5	5 13C9-PFNA	1800342-04 WI-AF-EB01-021318 0.123...	8.82e3	71.6	NO
6	6 13C4-PFOS	1800342-04 WI-AF-EB01-021318 0.123...	2.57e3	80.2	NO
7	7 13C6-PFDA	1800342-04 WI-AF-EB01-021318 0.123...	9.55e3	57.2	NO
8	8 13C7-PFUdA	1800342-04 WI-AF-EB01-021318 0.123...	1.05e4	56.9	NO

Dataset: Untitled

Last Altered: Monday, February 26, 2018 08:57:33 Pacific Standard Time
Printed: Monday, February 26, 2018 08:57:37 Pacific Standard Time

Name: 180224M1_23, Date: 24-Feb-2018, Time: 16:37:20, ID: 1800342-05 WI-AF-EB03-021318 0.12695, Description: WI-AF-EB03-021318

	#	Name	ID	Area	%Rec	Area Out
1	1	13C4-PFBA	1800342-05 WI-AF-EB03-021318 0.126...	7.87e3	88.0	NO
2	2	13C5-PFHxA	1800342-05 WI-AF-EB03-021318 0.126...	9.03e3	65.5	NO
3	3	13C3-PFHxS	1800342-05 WI-AF-EB03-021318 0.126...	2.75e3	73.8	NO
4	4	13C8-PFOA	1800342-05 WI-AF-EB03-021318 0.126...	8.04e3	69.5	NO
5	5	13C9-PFNA	1800342-05 WI-AF-EB03-021318 0.126...	9.95e3	80.7	NO
6	6	13C4-PFOS	1800342-05 WI-AF-EB03-021318 0.126...	2.72e3	84.6	NO
7	7	13C6-PFDA	1800342-05 WI-AF-EB03-021318 0.126...	1.10e4	65.7	NO
8	8	13C7-PFUdA	1800342-05 WI-AF-EB03-021318 0.126...	1.12e4	60.9	NO

Name: 180224M1_24, Date: 24-Feb-2018, Time: 16:48:47, ID: IPA, Description: IPA

	#	Name	ID	Area	%Rec	Area Out
1	1	13C4-PFBA	IPA			NO
2	2	13C5-PFHxA	IPA			NO
3	3	13C3-PFHxS	IPA			NO
4	4	13C8-PFOA	IPA			NO
5	5	13C9-PFNA	IPA			NO
6	6	13C4-PFOS	IPA			NO
7	7	13C6-PFDA	IPA			NO
8	8	13C7-PFUdA	IPA	9.03e0	0.0	YES

Name: 180224M1_25, Date: 24-Feb-2018, Time: 17:00:17, ID: ST180224M1-2 PFC CS3 18B2317, Description: PFC CS3 18B2317

	#	Name	ID	Area	%Rec	Area Out
1	1	13C4-PFBA	ST180224M1-2 PFC CS3 18B2317	9.44e3	105.6	NO
2	2	13C5-PFHxA	ST180224M1-2 PFC CS3 18B2317	1.52e4	110.1	NO
3	3	13C3-PFHxS	ST180224M1-2 PFC CS3 18B2317	3.56e3	95.4	NO
4	4	13C8-PFOA	ST180224M1-2 PFC CS3 18B2317	1.26e4	108.5	NO
5	5	13C9-PFNA	ST180224M1-2 PFC CS3 18B2317	1.32e4	106.9	NO
6	6	13C4-PFOS	ST180224M1-2 PFC CS3 18B2317	3.72e3	115.9	NO
7	7	13C6-PFDA	ST180224M1-2 PFC CS3 18B2317	1.54e4	92.2	NO
8	8	13C7-PFUdA	ST180224M1-2 PFC CS3 18B2317	1.64e4	89.2	NO

Name: 180224M1_26, Date: 24-Feb-2018, Time: 17:11:46, ID: IPA, Description: IPA

	#	Name	ID	Area	%Rec	Area Out
1	1	13C4-PFBA	IPA			NO
2	2	13C5-PFHxA	IPA	6.88e0	0.0	YES
3	3	13C3-PFHxS	IPA			NO
4	4	13C8-PFOA	IPA			NO
5	5	13C9-PFNA	IPA			NO
6	6	13C4-PFOS	IPA			NO
7	7	13C6-PFDA	IPA			NO
8	8	13C7-PFUdA	IPA			NO

Dataset: Untitled

Last Altered: Monday, February 26, 2018 08:57:33 Pacific Standard Time
Printed: Monday, February 26, 2018 08:57:37 Pacific Standard Time

Name: 180224M1_27, Date: 24-Feb-2018, Time: 17:23:18, ID: 1800342-06 WI-AF-EB04-021318 0.12464, Description: WI-AF-EB04-021318

	#	Name	ID	Area	%Rec	Area Out
1	1	13C4-PFBA	1800342-06 WI-AF-EB04-021318 0.124...	8.15e3	91.2	NO
2	2	13C5-PFHxA	1800342-06 WI-AF-EB04-021318 0.124...	8.95e3	64.9	NO
3	3	13C3-PFHxS	1800342-06 WI-AF-EB04-021318 0.124...	2.77e3	74.4	NO
4	4	13C8-PFOA	1800342-06 WI-AF-EB04-021318 0.124...	8.71e3	75.3	NO
5	5	13C9-PFNA	1800342-06 WI-AF-EB04-021318 0.124...	1.14e4	92.4	NO
6	6	13C4-PFOS	1800342-06 WI-AF-EB04-021318 0.124...	2.53e3	78.7	NO
7	7	13C6-PFDA	1800342-06 WI-AF-EB04-021318 0.124...	7.45e3	44.6	YES
8	8	13C7-PFUdA	1800342-06 WI-AF-EB04-021318 0.124...	1.15e4	62.6	NO

Name: 180224M1_28, Date: 24-Feb-2018, Time: 17:34:42, ID: 1800342-07 WI-AF-MW-N2-9-0218 0.11882, Description: WI-AF-MW-N2-9-0218

	#	Name	ID	Area	%Rec	Area Out
1	1	13C4-PFBA	1800342-07 WI-AF-MW-N2-9-0218 0.11...	1.02e4	114.3	NO
2	2	13C5-PFHxA	1800342-07 WI-AF-MW-N2-9-0218 0.11...	1.12e4	81.6	NO
3	3	13C3-PFHxS	1800342-07 WI-AF-MW-N2-9-0218 0.11...	3.02e3	80.8	NO
4	4	13C8-PFOA	1800342-07 WI-AF-MW-N2-9-0218 0.11...	9.84e3	85.1	NO
5	5	13C9-PFNA	1800342-07 WI-AF-MW-N2-9-0218 0.11...	1.28e4	103.5	NO
6	6	13C4-PFOS	1800342-07 WI-AF-MW-N2-9-0218 0.11...	3.11e3	96.8	NO
7	7	13C6-PFDA	1800342-07 WI-AF-MW-N2-9-0218 0.11...	9.03e3	54.1	NO
8	8	13C7-PFUdA	1800342-07 WI-AF-MW-N2-9-0218 0.11...	1.13e4	61.8	NO

Name: 180224M1_29, Date: 24-Feb-2018, Time: 17:46:09, ID: 1800342-08 WI-AF-MW-N2-9P-0218 0.11893, Description: WI-AF-MW-N2-9P-0218

	#	Name	ID	Area	%Rec	Area Out
1	1	13C4-PFBA	1800342-08 WI-AF-MW-N2-9P-0218 0....	1.03e4	115.8	NO
2	2	13C5-PFHxA	1800342-08 WI-AF-MW-N2-9P-0218 0....	1.20e4	86.9	NO
3	3	13C3-PFHxS	1800342-08 WI-AF-MW-N2-9P-0218 0....	3.22e3	86.4	NO
4	4	13C8-PFOA	1800342-08 WI-AF-MW-N2-9P-0218 0....	9.61e3	83.1	NO
5	5	13C9-PFNA	1800342-08 WI-AF-MW-N2-9P-0218 0....	9.40e3	76.3	NO
6	6	13C4-PFOS	1800342-08 WI-AF-MW-N2-9P-0218 0....	2.67e3	83.1	NO
7	7	13C6-PFDA	1800342-08 WI-AF-MW-N2-9P-0218 0....	1.07e4	64.1	NO
8	8	13C7-PFUdA	1800342-08 WI-AF-MW-N2-9P-0218 0....	1.37e4	74.7	NO

Name: 180224M1_30, Date: 24-Feb-2018, Time: 17:57:36, ID: 1800342-09 WI-AF-FB01-021518 0.11547, Description: WI-AF-FB01-021518

	#	Name	ID	Area	%Rec	Area Out
1	1	13C4-PFBA	1800342-09 WI-AF-FB01-021518 0.115...	8.12e3	90.9	NO
2	2	13C5-PFHxA	1800342-09 WI-AF-FB01-021518 0.115...	9.49e3	68.8	NO
3	3	13C3-PFHxS	1800342-09 WI-AF-FB01-021518 0.115...	2.64e3	70.8	NO
4	4	13C8-PFOA	1800342-09 WI-AF-FB01-021518 0.115...	7.23e3	62.5	NO
5	5	13C9-PFNA	1800342-09 WI-AF-FB01-021518 0.115...	9.57e3	77.7	NO
6	6	13C4-PFOS	1800342-09 WI-AF-FB01-021518 0.115...	2.57e3	80.2	NO
7	7	13C6-PFDA	1800342-09 WI-AF-FB01-021518 0.115...	8.73e3	52.4	NO
8	8	13C7-PFUdA	1800342-09 WI-AF-FB01-021518 0.115...	1.09e4	59.4	NO

Dataset: Untitled

Last Altered: Monday, February 26, 2018 08:57:33 Pacific Standard Time
Printed: Monday, February 26, 2018 08:57:37 Pacific Standard Time

Name: 180224M1_31, Date: 24-Feb-2018, Time: 18:09:03, ID: 1800342-10 WI-AF-MW-N2-7S-0218 0.124, Description: WI-AF-MW-N2-7S-0218

	#	Name	ID	Area	%Rec	Area Out
1	1	13C4-PFBA	1800342-10 WI-AF-MW-N2-7S-0218 0....	9.35e3	104.6	NO
2	2	13C5-PFHxA	1800342-10 WI-AF-MW-N2-7S-0218 0....	1.16e4	84.0	NO
3	3	13C3-PFHxS	1800342-10 WI-AF-MW-N2-7S-0218 0....	2.60e3	69.6	NO
4	4	13C8-PFOA	1800342-10 WI-AF-MW-N2-7S-0218 0....	8.99e3	77.7	NO
5	5	13C9-PFNA	1800342-10 WI-AF-MW-N2-7S-0218 0....	1.15e4	93.7	NO
6	6	13C4-PFOS	1800342-10 WI-AF-MW-N2-7S-0218 0....	2.50e3	77.9	NO
7	7	13C6-PFDA	1800342-10 WI-AF-MW-N2-7S-0218 0....	1.32e4	79.3	NO
8	8	13C7-PFUdA	1800342-10 WI-AF-MW-N2-7S-0218 0....	1.26e4	68.4	NO

Name: 180224M1_32, Date: 24-Feb-2018, Time: 18:20:32, ID: 1800342-11 WI-AF-MW-N2-3-0218 0.11817, Description: WI-AF-MW-N2-3-0218

	#	Name	ID	Area	%Rec	Area Out
1	1	13C4-PFBA	1800342-11 WI-AF-MW-N2-3-0218 0.11...	8.20e3	91.7	NO
2	2	13C5-PFHxA	1800342-11 WI-AF-MW-N2-3-0218 0.11...	9.56e3	69.4	NO
3	3	13C3-PFHxS	1800342-11 WI-AF-MW-N2-3-0218 0.11...	2.73e3	73.1	NO
4	4	13C8-PFOA	1800342-11 WI-AF-MW-N2-3-0218 0.11...	7.70e3	66.5	NO
5	5	13C9-PFNA	1800342-11 WI-AF-MW-N2-3-0218 0.11...	9.97e3	80.9	NO
6	6	13C4-PFOS	1800342-11 WI-AF-MW-N2-3-0218 0.11...	2.66e3	83.0	NO
7	7	13C6-PFDA	1800342-11 WI-AF-MW-N2-3-0218 0.11...	1.10e4	66.2	NO
8	8	13C7-PFUdA	1800342-11 WI-AF-MW-N2-3-0218 0.11...	9.52e3	51.8	NO

Name: 180224M1_33, Date: 24-Feb-2018, Time: 18:31:59, ID: 1800342-12 WI-AF-EB01-021618 0.11885, Description: WI-AF-EB01-021618

	#	Name	ID	Area	%Rec	Area Out
1	1	13C4-PFBA	1800342-12 WI-AF-EB01-021618 0.118...	8.72e3	97.6	NO
2	2	13C5-PFHxA	1800342-12 WI-AF-EB01-021618 0.118...	1.02e4	74.3	NO
3	3	13C3-PFHxS	1800342-12 WI-AF-EB01-021618 0.118...	2.90e3	77.7	NO
4	4	13C8-PFOA	1800342-12 WI-AF-EB01-021618 0.118...	7.75e3	67.0	NO
5	5	13C9-PFNA	1800342-12 WI-AF-EB01-021618 0.118...	9.81e3	79.6	NO
6	6	13C4-PFOS	1800342-12 WI-AF-EB01-021618 0.118...	2.32e3	72.2	NO
7	7	13C6-PFDA	1800342-12 WI-AF-EB01-021618 0.118...	9.02e3	54.1	NO
8	8	13C7-PFUdA	1800342-12 WI-AF-EB01-021618 0.118...	1.34e4	72.8	NO

Name: 180224M1_34, Date: 24-Feb-2018, Time: 18:43:26, ID: 1800342-13 WI-AF-MW-N2-8-0218 0.12041, Description: WI-AF-MW-N2-8-0218

	#	Name	ID	Area	%Rec	Area Out
1	1	13C4-PFBA	1800342-13 WI-AF-MW-N2-8-0218 0.1...	9.28e3	103.9	NO
2	2	13C5-PFHxA	1800342-13 WI-AF-MW-N2-8-0218 0.1...	9.89e3	71.8	NO
3	3	13C3-PFHxS	1800342-13 WI-AF-MW-N2-8-0218 0.1...	2.51e3	67.2	NO
4	4	13C8-PFOA	1800342-13 WI-AF-MW-N2-8-0218 0.1...	1.03e4	89.3	NO
5	5	13C9-PFNA	1800342-13 WI-AF-MW-N2-8-0218 0.1...	9.82e3	79.7	NO
6	6	13C4-PFOS	1800342-13 WI-AF-MW-N2-8-0218 0.1...	2.19e3	68.2	NO
7	7	13C6-PFDA	1800342-13 WI-AF-MW-N2-8-0218 0.1...	9.19e3	55.1	NO
8	8	13C7-PFUdA	1800342-13 WI-AF-MW-N2-8-0218 0.1...	1.18e4	64.4	NO

Dataset: Untitled

Last Altered: Monday, February 26, 2018 08:57:33 Pacific Standard Time
Printed: Monday, February 26, 2018 08:57:37 Pacific Standard Time

Name: 180224M1_35, Date: 24-Feb-2018, Time: 18:54:56, ID: 1800342-14 WI-AF-MW-201-0218 0.11911, Description: WI-AF-MW-201-0218

	#	Name	ID	Area	%Rec	Area Out
1	1	13C4-PFBA	1800342-14 WI-AF-MW-201-0218 0.11...	8.93e3	99.9	NO
2	2	13C5-PFHxA	1800342-14 WI-AF-MW-201-0218 0.11...	8.93e3	64.8	NO
3	3	13C3-PFHxS	1800342-14 WI-AF-MW-201-0218 0.11...	1.59e3	42.7	YES
4	4	13C8-PFOA	1800342-14 WI-AF-MW-201-0218 0.11...	9.25e3	80.0	NO
5	5	13C9-PFNA	1800342-14 WI-AF-MW-201-0218 0.11...	1.13e4	91.8	NO
6	6	13C4-PFOS	1800342-14 WI-AF-MW-201-0218 0.11...	1.64e3	51.2	NO
7	7	13C6-PFDA	1800342-14 WI-AF-MW-201-0218 0.11...	9.99e3	59.9	NO
8	8	13C7-PFUdA	1800342-14 WI-AF-MW-201-0218 0.11...	1.47e4	80.0	NO

Name: 180224M1_36, Date: 24-Feb-2018, Time: 19:06:22, ID: 1800342-15 WI-AF-FB01-021718 0.11145, Description: WI-AF-FB01-021718

	#	Name	ID	Area	%Rec	Area Out
1	1	13C4-PFBA	1800342-15 WI-AF-FB01-021718 0.11145	8.59e3	96.1	NO
2	2	13C5-PFHxA	1800342-15 WI-AF-FB01-021718 0.11145	1.01e4	73.3	NO
3	3	13C3-PFHxS	1800342-15 WI-AF-FB01-021718 0.11145	2.87e3	76.9	NO
4	4	13C8-PFOA	1800342-15 WI-AF-FB01-021718 0.11145	9.03e3	78.1	NO
5	5	13C9-PFNA	1800342-15 WI-AF-FB01-021718 0.11145	1.17e4	95.2	NO
6	6	13C4-PFOS	1800342-15 WI-AF-FB01-021718 0.11145	2.78e3	86.5	NO
7	7	13C6-PFDA	1800342-15 WI-AF-FB01-021718 0.11145	1.05e4	63.1	NO
8	8	13C7-PFUdA	1800342-15 WI-AF-FB01-021718 0.11145	1.18e4	64.4	NO

Name: 180224M1_37, Date: 24-Feb-2018, Time: 19:17:49, ID: 1800342-16 WI-AF-4-MW-3-0218 0.11068, Description: WI-AF-4-MW-3-0218

	#	Name	ID	Area	%Rec	Area Out
1	1	13C4-PFBA	1800342-16 WI-AF-4-MW-3-0218 0.110...	1.00e4	111.9	NO
2	2	13C5-PFHxA	1800342-16 WI-AF-4-MW-3-0218 0.110...	1.16e4	84.1	NO
3	3	13C3-PFHxS	1800342-16 WI-AF-4-MW-3-0218 0.110...	2.65e3	71.0	NO
4	4	13C8-PFOA	1800342-16 WI-AF-4-MW-3-0218 0.110...	8.97e3	77.6	NO
5	5	13C9-PFNA	1800342-16 WI-AF-4-MW-3-0218 0.110...	1.09e4	88.7	NO
6	6	13C4-PFOS	1800342-16 WI-AF-4-MW-3-0218 0.110...	2.93e3	91.2	NO
7	7	13C6-PFDA	1800342-16 WI-AF-4-MW-3-0218 0.110...	9.73e3	58.4	NO
8	8	13C7-PFUdA	1800342-16 WI-AF-4-MW-3-0218 0.110...	1.45e4	78.7	NO

Name: 180224M1_38, Date: 24-Feb-2018, Time: 19:29:18, ID: 1800342-17 WI-AF-EB01-021718 0.12581, Description: WI-AF-EB01-021718

	#	Name	ID	Area	%Rec	Area Out
1	1	13C4-PFBA	1800342-17 WI-AF-EB01-021718 0.125...	9.68e3	108.4	NO
2	2	13C5-PFHxA	1800342-17 WI-AF-EB01-021718 0.125...	1.12e4	81.5	NO
3	3	13C3-PFHxS	1800342-17 WI-AF-EB01-021718 0.125...	2.86e3	76.7	NO
4	4	13C8-PFOA	1800342-17 WI-AF-EB01-021718 0.125...	9.31e3	80.4	NO
5	5	13C9-PFNA	1800342-17 WI-AF-EB01-021718 0.125...	1.22e4	98.9	NO
6	6	13C4-PFOS	1800342-17 WI-AF-EB01-021718 0.125...	2.85e3	88.9	NO
7	7	13C6-PFDA	1800342-17 WI-AF-EB01-021718 0.125...	1.19e4	71.3	NO
8	8	13C7-PFUdA	1800342-17 WI-AF-EB01-021718 0.125...	1.16e4	63.0	NO

Dataset: Untitled

Last Altered: Monday, February 26, 2018 08:57:33 Pacific Standard Time
Printed: Monday, February 26, 2018 08:57:37 Pacific Standard Time

Name: 180224M1_39, Date: 24-Feb-2018, Time: 19:40:47, ID: 1800342-18 WI-AF-N2-6C-0218 0.11624, Description: WI-AF-N2-6C-0218

	#	Name	ID	Area	%Rec	Area Out
1	1	13C4-PFBA	1800342-18 WI-AF-N2-6C-0218 0.11624	8.48e3	94.9	NO
2	2	13C5-PFHxA	1800342-18 WI-AF-N2-6C-0218 0.11624	9.25e3	67.1	NO
3	3	13C3-PFHxS	1800342-18 WI-AF-N2-6C-0218 0.11624	2.55e3	68.4	NO
4	4	13C8-PFOA	1800342-18 WI-AF-N2-6C-0218 0.11624	8.43e3	72.9	NO
5	5	13C9-PFNA	1800342-18 WI-AF-N2-6C-0218 0.11624	1.02e4	83.1	NO
6	6	13C4-PFOS	1800342-18 WI-AF-N2-6C-0218 0.11624	2.33e3	72.6	NO
7	7	13C6-PFDA	1800342-18 WI-AF-N2-6C-0218 0.11624	9.73e3	58.4	NO
8	8	13C7-PFUdA	1800342-18 WI-AF-N2-6C-0218 0.11624	1.03e4	56.3	NO

Name: 180224M1_40, Date: 24-Feb-2018, Time: 19:52:16, ID: 1800342-19 WI-AF-FB01-021818 0.11386, Description: WI-AF-FB01-021818

	#	Name	ID	Area	%Rec	Area Out
1	1	13C4-PFBA	1800342-19 WI-AF-FB01-021818 0.113...	9.18e3	102.7	NO
2	2	13C5-PFHxA	1800342-19 WI-AF-FB01-021818 0.113...	1.08e4	78.5	NO
3	3	13C3-PFHxS	1800342-19 WI-AF-FB01-021818 0.113...	3.30e3	88.4	NO
4	4	13C8-PFOA	1800342-19 WI-AF-FB01-021818 0.113...	1.17e4	101.0	NO
5	5	13C9-PFNA	1800342-19 WI-AF-FB01-021818 0.113...	1.22e4	99.2	NO
6	6	13C4-PFOS	1800342-19 WI-AF-FB01-021818 0.113...	3.01e3	93.7	NO
7	7	13C6-PFDA	1800342-19 WI-AF-FB01-021818 0.113...	8.95e3	53.7	NO
8	8	13C7-PFUdA	1800342-19 WI-AF-FB01-021818 0.113...	1.04e4	56.7	NO

Name: 180224M1_41, Date: 24-Feb-2018, Time: 20:03:46, ID: B8B0115-BS1 OPR 0.125, Description: OPR

	#	Name	ID	Area	%Rec	Area Out
1	1	13C4-PFBA	B8B0115-BS1 OPR 0.125	1.14e4	127.3	NO
2	2	13C5-PFHxA	B8B0115-BS1 OPR 0.125	1.10e4	79.9	NO
3	3	13C3-PFHxS	B8B0115-BS1 OPR 0.125	3.15e3	84.5	NO
4	4	13C8-PFOA	B8B0115-BS1 OPR 0.125	1.05e4	90.4	NO
5	5	13C9-PFNA	B8B0115-BS1 OPR 0.125	1.04e4	84.1	NO
6	6	13C4-PFOS	B8B0115-BS1 OPR 0.125	2.94e3	91.7	NO
7	7	13C6-PFDA	B8B0115-BS1 OPR 0.125	1.13e4	68.0	NO
8	8	13C7-PFUdA	B8B0115-BS1 OPR 0.125	1.55e4	84.3	NO

Name: 180224M1_42, Date: 24-Feb-2018, Time: 20:15:13, ID: B8B0115-BLK1 Method Blank 0.125, Description: Method Blank

	#	Name	ID	Area	%Rec	Area Out
1	1	13C4-PFBA	B8B0115-BLK1 Method Blank 0.125	1.16e4	130.0	NO
2	2	13C5-PFHxA	B8B0115-BLK1 Method Blank 0.125	1.19e4	86.2	NO
3	3	13C3-PFHxS	B8B0115-BLK1 Method Blank 0.125	3.15e3	84.5	NO
4	4	13C8-PFOA	B8B0115-BLK1 Method Blank 0.125	1.00e4	86.7	NO
5	5	13C9-PFNA	B8B0115-BLK1 Method Blank 0.125	1.08e4	87.9	NO
6	6	13C4-PFOS	B8B0115-BLK1 Method Blank 0.125	2.93e3	91.2	NO
7	7	13C6-PFDA	B8B0115-BLK1 Method Blank 0.125	9.52e3	57.1	NO
8	8	13C7-PFUdA	B8B0115-BLK1 Method Blank 0.125	1.22e4	66.5	NO

Dataset: Untitled

Last Altered: Monday, February 26, 2018 08:57:33 Pacific Standard Time
Printed: Monday, February 26, 2018 08:57:37 Pacific Standard Time

Name: 180224M1_43, Date: 24-Feb-2018, Time: 20:26:43, ID: B8B0115-MS1 Matrix Spike 0.1206, Description: Matrix Spike

	#	Name	ID	Area	%Rec	Area Out
1	1	13C4-PFBA	B8B0115-MS1 Matrix Spike 0.1206	1.23e4	137.6	NO
2	2	13C5-PFHxA	B8B0115-MS1 Matrix Spike 0.1206	1.27e4	92.4	NO
3	3	13C3-PFHxS	B8B0115-MS1 Matrix Spike 0.1206	3.36e3	90.1	NO
4	4	13C8-PFOA	B8B0115-MS1 Matrix Spike 0.1206	1.07e4	92.4	NO
5	5	13C9-PFNA	B8B0115-MS1 Matrix Spike 0.1206	1.34e4	108.9	NO
6	6	13C4-PFOS	B8B0115-MS1 Matrix Spike 0.1206	3.11e3	96.8	NO
7	7	13C6-PFDA	B8B0115-MS1 Matrix Spike 0.1206	1.15e4	69.1	NO
8	8	13C7-PFUdA	B8B0115-MS1 Matrix Spike 0.1206	1.50e4	81.4	NO

Name: 180224M1_44, Date: 24-Feb-2018, Time: 20:38:12, ID: B8B0115-MSD1 Matrix Spike Dup 0.12027, Description: Matrix Spike Dup

	#	Name	ID	Area	%Rec	Area Out
1	1	13C4-PFBA	B8B0115-MSD1 Matrix Spike Dup 0.120...	1.16e4	130.2	NO
2	2	13C5-PFHxA	B8B0115-MSD1 Matrix Spike Dup 0.120...	1.18e4	85.9	NO
3	3	13C3-PFHxS	B8B0115-MSD1 Matrix Spike Dup 0.120...	3.28e3	87.9	NO
4	4	13C8-PFOA	B8B0115-MSD1 Matrix Spike Dup 0.120...	1.16e4	100.6	NO
5	5	13C9-PFNA	B8B0115-MSD1 Matrix Spike Dup 0.120...	1.08e4	87.9	NO
6	6	13C4-PFOS	B8B0115-MSD1 Matrix Spike Dup 0.120...	3.41e3	106.1	NO
7	7	13C6-PFDA	B8B0115-MSD1 Matrix Spike Dup 0.120...	1.25e4	74.7	NO
8	8	13C7-PFUdA	B8B0115-MSD1 Matrix Spike Dup 0.120...	1.28e4	69.6	NO

Name: 180224M1_45, Date: 24-Feb-2018, Time: 20:49:40, ID: 1800312-01 REEPDW174 0.12357, Description: REEPDW174

	#	Name	ID	Area	%Rec	Area Out
1	1	13C4-PFBA	1800312-01 REEPDW174 0.12357	1.26e4	140.5	NO
2	2	13C5-PFHxA	1800312-01 REEPDW174 0.12357	1.33e4	96.5	NO
3	3	13C3-PFHxS	1800312-01 REEPDW174 0.12357	3.15e3	84.5	NO
4	4	13C8-PFOA	1800312-01 REEPDW174 0.12357	1.18e4	102.2	NO
5	5	13C9-PFNA	1800312-01 REEPDW174 0.12357	1.11e4	89.9	NO
6	6	13C4-PFOS	1800312-01 REEPDW174 0.12357	2.99e3	93.2	NO
7	7	13C6-PFDA	1800312-01 REEPDW174 0.12357	1.19e4	71.6	NO
8	8	13C7-PFUdA	1800312-01 REEPDW174 0.12357	1.40e4	76.4	NO

Name: 180224M1_46, Date: 24-Feb-2018, Time: 21:01:07, ID: 1800312-02 REEPDW175 0.12536, Description: REEPDW175

	#	Name	ID	Area	%Rec	Area Out
1	1	13C4-PFBA	1800312-02 REEPDW175 0.12536	1.05e4	117.1	NO
2	2	13C5-PFHxA	1800312-02 REEPDW175 0.12536	1.07e4	77.9	NO
3	3	13C3-PFHxS	1800312-02 REEPDW175 0.12536	3.04e3	81.5	NO
4	4	13C8-PFOA	1800312-02 REEPDW175 0.12536	9.97e3	86.2	NO
5	5	13C9-PFNA	1800312-02 REEPDW175 0.12536	1.10e4	88.9	NO
6	6	13C4-PFOS	1800312-02 REEPDW175 0.12536	3.00e3	93.6	NO
7	7	13C6-PFDA	1800312-02 REEPDW175 0.12536	9.72e3	58.3	NO
8	8	13C7-PFUdA	1800312-02 REEPDW175 0.12536	1.47e4	80.1	NO

Dataset: Untitled

Last Altered: Monday, February 26, 2018 08:57:33 Pacific Standard Time
Printed: Monday, February 26, 2018 08:57:37 Pacific Standard Time

Name: 180224M1_47, Date: 24-Feb-2018, Time: 21:12:37, ID: IPA, Description: IPA

	#	Name	ID	Area	%Rec	Area Out
1	1	13C4-PFBA	IPA			NO
2	2	13C5-PFHxA	IPA			NO
3	3	13C3-PFHxS	IPA			NO
4	4	13C8-PFOA	IPA			NO
5	5	13C9-PFNA	IPA			NO
6	6	13C4-PFOS	IPA			NO
7	7	13C6-PFDA	IPA	1.47e1	0.1	YES
8	8	13C7-PFUdA	IPA	6.70e0	0.0	YES

Name: 180224M1_48, Date: 24-Feb-2018, Time: 21:24:04, ID: ST180224M1-3 PFC CS3 18B2317, Description: PFC CS3 18B2317

	#	Name	ID	Area	%Rec	Area Out
1	1	13C4-PFBA	ST180224M1-3 PFC CS3 18B2317	8.80e3	98.4	NO
2	2	13C5-PFHxA	ST180224M1-3 PFC CS3 18B2317	1.48e4	107.3	NO
3	3	13C3-PFHxS	ST180224M1-3 PFC CS3 18B2317	3.87e3	103.7	NO
4	4	13C8-PFOA	ST180224M1-3 PFC CS3 18B2317	1.36e4	117.3	NO
5	5	13C9-PFNA	ST180224M1-3 PFC CS3 18B2317	1.30e4	105.2	NO
6	6	13C4-PFOS	ST180224M1-3 PFC CS3 18B2317	3.41e3	106.3	NO
7	7	13C6-PFDA	ST180224M1-3 PFC CS3 18B2317	1.30e4	78.1	NO
8	8	13C7-PFUdA	ST180224M1-3 PFC CS3 18B2317	1.50e4	81.5	NO

Name: 180224M1_49, Date: 24-Feb-2018, Time: 21:35:34, ID: IPA, Description: IPA

	#	Name	ID	Area	%Rec	Area Out
1	1	13C4-PFBA	IPA			NO
2	2	13C5-PFHxA	IPA	6.19e0	0.0	YES
3	3	13C3-PFHxS	IPA			NO
4	4	13C8-PFOA	IPA			NO
5	5	13C9-PFNA	IPA			NO
6	6	13C4-PFOS	IPA			NO
7	7	13C6-PFDA	IPA			NO
8	8	13C7-PFUdA	IPA			NO

Name: 180224M1_50, Date: 24-Feb-2018, Time: 21:47:04, ID: 1800312-03 REEPDW176 0.12182, Description: REEPDW176

	#	Name	ID	Area	%Rec	Area Out
1	1	13C4-PFBA	1800312-03 REEPDW176 0.12182	1.31e4	147.0	NO
2	2	13C5-PFHxA	1800312-03 REEPDW176 0.12182	1.36e4	98.3	NO
3	3	13C3-PFHxS	1800312-03 REEPDW176 0.12182	3.81e3	102.1	NO
4	4	13C8-PFOA	1800312-03 REEPDW176 0.12182	1.14e4	98.7	NO
5	5	13C9-PFNA	1800312-03 REEPDW176 0.12182	1.25e4	101.3	NO
6	6	13C4-PFOS	1800312-03 REEPDW176 0.12182	3.54e3	110.3	NO
7	7	13C6-PFDA	1800312-03 REEPDW176 0.12182	1.14e4	68.5	NO
8	8	13C7-PFUdA	1800312-03 REEPDW176 0.12182	1.18e4	64.2	NO

Dataset: Untitled

Last Altered: Monday, February 26, 2018 08:57:33 Pacific Standard Time
Printed: Monday, February 26, 2018 08:57:37 Pacific Standard Time

Name: 180224M1_51, Date: 24-Feb-2018, Time: 21:58:28, ID: 1800312-04 REEPDW177 0.11976, Description: REEPDW177

	#	Name	ID	Area	%Rec	Area Out
1	1	13C4-PFBA	1800312-04 REEPDW177 0.11976	1.08e4	120.8	NO
2	2	13C5-PFHxA	1800312-04 REEPDW177 0.11976	1.11e4	80.3	NO
3	3	13C3-PFHxS	1800312-04 REEPDW177 0.11976	2.88e3	77.1	NO
4	4	13C8-PFOA	1800312-04 REEPDW177 0.11976	1.11e4	96.2	NO
5	5	13C9-PFNA	1800312-04 REEPDW177 0.11976	1.05e4	85.2	NO
6	6	13C4-PFOS	1800312-04 REEPDW177 0.11976	3.12e3	97.3	NO
7	7	13C6-PFDA	1800312-04 REEPDW177 0.11976	1.00e4	60.1	NO
8	8	13C7-PFUdA	1800312-04 REEPDW177 0.11976	1.12e4	60.9	NO

Name: 180224M1_52, Date: 24-Feb-2018, Time: 22:09:55, ID: 1800312-05 REEPDW179 0.12055, Description: REEPDW179

	#	Name	ID	Area	%Rec	Area Out
1	1	13C4-PFBA	1800312-05 REEPDW179 0.12055	1.09e4	122.5	NO
2	2	13C5-PFHxA	1800312-05 REEPDW179 0.12055	1.15e4	83.2	NO
3	3	13C3-PFHxS	1800312-05 REEPDW179 0.12055	2.99e3	80.1	NO
4	4	13C8-PFOA	1800312-05 REEPDW179 0.12055	1.06e4	91.9	NO
5	5	13C9-PFNA	1800312-05 REEPDW179 0.12055	1.22e4	99.2	NO
6	6	13C4-PFOS	1800312-05 REEPDW179 0.12055	3.06e3	95.4	NO
7	7	13C6-PFDA	1800312-05 REEPDW179 0.12055	1.14e4	68.4	NO
8	8	13C7-PFUdA	1800312-05 REEPDW179 0.12055	1.25e4	68.2	NO

Name: 180224M1_53, Date: 24-Feb-2018, Time: 22:21:22, ID: 1800312-06 REEPDW178 0.12456, Description: REEPDW178

	#	Name	ID	Area	%Rec	Area Out
1	1	13C4-PFBA	1800312-06 REEPDW178 0.12456	1.16e4	129.4	NO
2	2	13C5-PFHxA	1800312-06 REEPDW178 0.12456	1.09e4	79.3	NO
3	3	13C3-PFHxS	1800312-06 REEPDW178 0.12456	3.08e3	82.6	NO
4	4	13C8-PFOA	1800312-06 REEPDW178 0.12456	9.66e3	83.5	NO
5	5	13C9-PFNA	1800312-06 REEPDW178 0.12456	1.15e4	93.2	NO
6	6	13C4-PFOS	1800312-06 REEPDW178 0.12456	3.00e3	93.6	NO
7	7	13C6-PFDA	1800312-06 REEPDW178 0.12456	9.73e3	58.3	NO
8	8	13C7-PFUdA	1800312-06 REEPDW178 0.12456	1.12e4	61.2	NO

Name: 180224M1_54, Date: 24-Feb-2018, Time: 22:32:52, ID: 1800312-07 REEPDW180 0.11918, Description: REEPDW180

	#	Name	ID	Area	%Rec	Area Out
1	1	13C4-PFBA	1800312-07 REEPDW180 0.11918	1.08e4	120.6	NO
2	2	13C5-PFHxA	1800312-07 REEPDW180 0.11918	1.13e4	82.2	NO
3	3	13C3-PFHxS	1800312-07 REEPDW180 0.11918	2.97e3	79.5	NO
4	4	13C8-PFOA	1800312-07 REEPDW180 0.11918	1.03e4	89.2	NO
5	5	13C9-PFNA	1800312-07 REEPDW180 0.11918	1.19e4	96.2	NO
6	6	13C4-PFOS	1800312-07 REEPDW180 0.11918	3.39e3	105.7	NO
7	7	13C6-PFDA	1800312-07 REEPDW180 0.11918	1.19e4	71.1	NO
8	8	13C7-PFUdA	1800312-07 REEPDW180 0.11918	1.11e4	60.2	NO

Dataset: Untitled

Last Altered: Monday, February 26, 2018 08:57:33 Pacific Standard Time
Printed: Monday, February 26, 2018 08:57:37 Pacific Standard Time

Name: 180224M1_55, Date: 24-Feb-2018, Time: 22:44:21, ID: 1800312-08 REEPDW517 0.12276, Description: REEPDW517

	#	Name	ID	Area	%Rec	Area Out
1	1	13C4-PFBA	1800312-08 REEPDW517 0.12276	1.12e4	125.3	NO
2	2	13C5-PFHxA	1800312-08 REEPDW517 0.12276	1.24e4	89.7	NO
3	3	13C3-PFHxS	1800312-08 REEPDW517 0.12276	2.91e3	77.9	NO
4	4	13C8-PFOA	1800312-08 REEPDW517 0.12276	1.01e4	87.3	NO
5	5	13C9-PFNA	1800312-08 REEPDW517 0.12276	1.24e4	100.5	NO
6	6	13C4-PFOS	1800312-08 REEPDW517 0.12276	3.23e3	100.7	NO
7	7	13C6-PFDA	1800312-08 REEPDW517 0.12276	1.04e4	62.5	NO
8	8	13C7-PFUdA	1800312-08 REEPDW517 0.12276	1.33e4	72.3	NO

Name: 180224M1_56, Date: 24-Feb-2018, Time: 22:55:48, ID: 1800313-01 REEPDW174FRB 0.12579, Description: REEPDW174FRB

	#	Name	ID	Area	%Rec	Area Out
1	1	13C4-PFBA	1800313-01 REEPDW174FRB 0.12579	1.14e4	128.0	NO
2	2	13C5-PFHxA	1800313-01 REEPDW174FRB 0.12579	1.12e4	81.6	NO
3	3	13C3-PFHxS	1800313-01 REEPDW174FRB 0.12579	2.86e3	76.7	NO
4	4	13C8-PFOA	1800313-01 REEPDW174FRB 0.12579	9.68e3	83.7	NO
5	5	13C9-PFNA	1800313-01 REEPDW174FRB 0.12579	1.10e4	89.2	NO
6	6	13C4-PFOS	1800313-01 REEPDW174FRB 0.12579	2.86e3	89.0	NO
7	7	13C6-PFDA	1800313-01 REEPDW174FRB 0.12579	1.03e4	62.0	NO
8	8	13C7-PFUdA	1800313-01 REEPDW174FRB 0.12579	1.21e4	66.2	NO

Name: 180224M1_57, Date: 24-Feb-2018, Time: 23:07:15, ID: 1800313-02 REEPDW175FRB 0.12099, Description: REEPDW175FRB

	#	Name	ID	Area	%Rec	Area Out
1	1	13C4-PFBA	1800313-02 REEPDW175FRB 0.12099	1.15e4	129.0	NO
2	2	13C5-PFHxA	1800313-02 REEPDW175FRB 0.12099	1.18e4	85.7	NO
3	3	13C3-PFHxS	1800313-02 REEPDW175FRB 0.12099	3.00e3	80.5	NO
4	4	13C8-PFOA	1800313-02 REEPDW175FRB 0.12099	1.12e4	96.5	NO
5	5	13C9-PFNA	1800313-02 REEPDW175FRB 0.12099	1.09e4	88.5	NO
6	6	13C4-PFOS	1800313-02 REEPDW175FRB 0.12099	2.67e3	83.3	NO
7	7	13C6-PFDA	1800313-02 REEPDW175FRB 0.12099	1.09e4	65.2	NO
8	8	13C7-PFUdA	1800313-02 REEPDW175FRB 0.12099	1.24e4	67.4	NO

Name: 180224M1_58, Date: 24-Feb-2018, Time: 23:18:42, ID: 1800313-03 REEPDW176FRB 0.12295, Description: REEPDW176FRB

	#	Name	ID	Area	%Rec	Area Out
1	1	13C4-PFBA	1800313-03 REEPDW176FRB 0.12295	1.15e4	128.6	NO
2	2	13C5-PFHxA	1800313-03 REEPDW176FRB 0.12295	1.17e4	84.6	NO
3	3	13C3-PFHxS	1800313-03 REEPDW176FRB 0.12295	2.92e3	78.1	NO
4	4	13C8-PFOA	1800313-03 REEPDW176FRB 0.12295	9.76e3	84.4	NO
5	5	13C9-PFNA	1800313-03 REEPDW176FRB 0.12295	1.13e4	92.1	NO
6	6	13C4-PFOS	1800313-03 REEPDW176FRB 0.12295	3.17e3	98.7	NO
7	7	13C6-PFDA	1800313-03 REEPDW176FRB 0.12295	1.19e4	71.2	NO
8	8	13C7-PFUdA	1800313-03 REEPDW176FRB 0.12295	1.09e4	59.1	NO

Dataset: Untitled

Last Altered: Monday, February 26, 2018 08:57:33 Pacific Standard Time
Printed: Monday, February 26, 2018 08:57:37 Pacific Standard Time

Name: 180224M1_59, Date: 24-Feb-2018, Time: 23:30:09, ID: 1800313-04 REEPDW177FRB 0.12439, Description: REEPDW177FRB

	#	Name	ID	Area	%Rec	Area Out
1	1	13C4-PFBA	1800313-04 REEPDW177FRB 0.12439	1.15e4	128.6	NO
2	2	13C5-PFHxA	1800313-04 REEPDW177FRB 0.12439	1.29e4	93.3	NO
3	3	13C3-PFHxS	1800313-04 REEPDW177FRB 0.12439	2.92e3	78.3	NO
4	4	13C8-PFOA	1800313-04 REEPDW177FRB 0.12439	1.16e4	100.0	NO
5	5	13C9-PFNA	1800313-04 REEPDW177FRB 0.12439	1.00e4	81.1	NO
6	6	13C4-PFOS	1800313-04 REEPDW177FRB 0.12439	3.20e3	99.8	NO
7	7	13C6-PFDA	1800313-04 REEPDW177FRB 0.12439	9.11e3	54.6	NO
8	8	13C7-PFUdA	1800313-04 REEPDW177FRB 0.12439	1.23e4	66.8	NO

Name: 180224M1_60, Date: 24-Feb-2018, Time: 23:41:35, ID: 1800313-05 REEPDW179FRB 0.12378, Description: REEPDW179FRB

	#	Name	ID	Area	%Rec	Area Out
1	1	13C4-PFBA	1800313-05 REEPDW179FRB 0.12378	1.13e4	126.6	NO
2	2	13C5-PFHxA	1800313-05 REEPDW179FRB 0.12378	1.17e4	85.0	NO
3	3	13C3-PFHxS	1800313-05 REEPDW179FRB 0.12378	3.00e3	80.4	NO
4	4	13C8-PFOA	1800313-05 REEPDW179FRB 0.12378	9.77e3	84.4	NO
5	5	13C9-PFNA	1800313-05 REEPDW179FRB 0.12378	1.14e4	92.6	NO
6	6	13C4-PFOS	1800313-05 REEPDW179FRB 0.12378	3.14e3	97.9	NO
7	7	13C6-PFDA	1800313-05 REEPDW179FRB 0.12378	1.16e4	69.7	NO
8	8	13C7-PFUdA	1800313-05 REEPDW179FRB 0.12378	1.37e4	74.3	NO

Name: 180224M1_61, Date: 24-Feb-2018, Time: 23:53:05, ID: 1800313-06 REEPDW178FRB 0.12129, Description: REEPDW178FRB

	#	Name	ID	Area	%Rec	Area Out
1	1	13C4-PFBA	1800313-06 REEPDW178FRB 0.12129	1.03e4	115.7	NO
2	2	13C5-PFHxA	1800313-06 REEPDW178FRB 0.12129	1.07e4	77.5	NO
3	3	13C3-PFHxS	1800313-06 REEPDW178FRB 0.12129	2.77e3	74.4	NO
4	4	13C8-PFOA	1800313-06 REEPDW178FRB 0.12129	9.56e3	82.6	NO
5	5	13C9-PFNA	1800313-06 REEPDW178FRB 0.12129	1.07e4	86.9	NO
6	6	13C4-PFOS	1800313-06 REEPDW178FRB 0.12129	2.71e3	84.5	NO
7	7	13C6-PFDA	1800313-06 REEPDW178FRB 0.12129	8.85e3	53.0	NO
8	8	13C7-PFUdA	1800313-06 REEPDW178FRB 0.12129	1.28e4	69.7	NO

Name: 180224M1_62, Date: 25-Feb-2018, Time: 00:04:36, ID: 1800313-07 REEPDW180FRB 0.12115, Description: REEPDW180FRB

	#	Name	ID	Area	%Rec	Area Out
1	1	13C4-PFBA	1800313-07 REEPDW180FRB 0.12115	1.09e4	121.9	NO
2	2	13C5-PFHxA	1800313-07 REEPDW180FRB 0.12115	1.12e4	81.3	NO
3	3	13C3-PFHxS	1800313-07 REEPDW180FRB 0.12115	3.26e3	87.3	NO
4	4	13C8-PFOA	1800313-07 REEPDW180FRB 0.12115	9.89e3	85.5	NO
5	5	13C9-PFNA	1800313-07 REEPDW180FRB 0.12115	1.07e4	86.6	NO
6	6	13C4-PFOS	1800313-07 REEPDW180FRB 0.12115	2.91e3	90.7	NO
7	7	13C6-PFDA	1800313-07 REEPDW180FRB 0.12115	9.58e3	57.4	NO
8	8	13C7-PFUdA	1800313-07 REEPDW180FRB 0.12115	1.25e4	68.3	NO

Dataset: Untitled

Last Altered: Monday, February 26, 2018 08:57:33 Pacific Standard Time
Printed: Monday, February 26, 2018 08:57:37 Pacific Standard Time

Name: 180224M1_63, Date: 25-Feb-2018, Time: 00:16:03, ID: 1800318-01 REEPDW181 0.12681, Description: REEPDW181

	#	Name	ID	Area	%Rec	Area Out
1	1	13C4-PFBA	1800318-01 REEPDW181 0.12681	1.08e4	120.6	NO
2	2	13C5-PFHxA	1800318-01 REEPDW181 0.12681	1.10e4	80.0	NO
3	3	13C3-PFHxS	1800318-01 REEPDW181 0.12681	3.08e3	82.6	NO
4	4	13C8-PFOA	1800318-01 REEPDW181 0.12681	1.02e4	88.3	NO
5	5	13C9-PFNA	1800318-01 REEPDW181 0.12681	1.13e4	91.6	NO
6	6	13C4-PFOS	1800318-01 REEPDW181 0.12681	2.54e3	79.1	NO
7	7	13C6-PFDA	1800318-01 REEPDW181 0.12681	1.09e4	65.1	NO
8	8	13C7-PFUdA	1800318-01 REEPDW181 0.12681	9.58e3	52.2	NO

Name: 180224M1_64, Date: 25-Feb-2018, Time: 00:27:32, ID: 1800318-02 REEPDW182 0.11511, Description: REEPDW182

	#	Name	ID	Area	%Rec	Area Out
1	1	13C4-PFBA	1800318-02 REEPDW182 0.11511	9.14e3	102.2	NO
2	2	13C5-PFHxA	1800318-02 REEPDW182 0.11511	1.06e4	76.7	NO
3	3	13C3-PFHxS	1800318-02 REEPDW182 0.11511	2.71e3	72.5	NO
4	4	13C8-PFOA	1800318-02 REEPDW182 0.11511	8.10e3	70.0	NO
5	5	13C9-PFNA	1800318-02 REEPDW182 0.11511	8.43e3	68.4	NO
6	6	13C4-PFOS	1800318-02 REEPDW182 0.11511	2.40e3	74.9	NO
7	7	13C6-PFDA	1800318-02 REEPDW182 0.11511	1.01e4	60.7	NO
8	8	13C7-PFUdA	1800318-02 REEPDW182 0.11511	1.02e4	55.5	NO

Name: 180224M1_65, Date: 25-Feb-2018, Time: 00:39:02, ID: IPA, Description: IPA

	#	Name	ID	Area	%Rec	Area Out
1	1	13C4-PFBA	IPA			NO
2	2	13C5-PFHxA	IPA	5.84e0	0.0	YES
3	3	13C3-PFHxS	IPA			NO
4	4	13C8-PFOA	IPA			NO
5	5	13C9-PFNA	IPA			NO
6	6	13C4-PFOS	IPA			NO
7	7	13C6-PFDA	IPA			NO
8	8	13C7-PFUdA	IPA			NO

Name: 180224M1_66, Date: 25-Feb-2018, Time: 00:50:29, ID: ST180224M1-4 PFC CS0 18B2314, Description: PFC CS0 18B2314

	#	Name	ID	Area	%Rec	Area Out
1	1	13C4-PFBA	ST180224M1-4 PFC CS0 18B2314	8.15e3	91.2	NO
2	2	13C5-PFHxA	ST180224M1-4 PFC CS0 18B2314	1.35e4	97.9	NO
3	3	13C3-PFHxS	ST180224M1-4 PFC CS0 18B2314	3.86e3	103.4	NO
4	4	13C8-PFOA	ST180224M1-4 PFC CS0 18B2314	1.28e4	110.6	NO
5	5	13C9-PFNA	ST180224M1-4 PFC CS0 18B2314	1.40e4	113.4	NO
6	6	13C4-PFOS	ST180224M1-4 PFC CS0 18B2314	3.54e3	110.4	NO
7	7	13C6-PFDA	ST180224M1-4 PFC CS0 18B2314	1.12e4	66.9	NO
8	8	13C7-PFUdA	ST180224M1-4 PFC CS0 18B2314	1.34e4	73.2	NO

Dataset: Untitled

Last Altered: Monday, February 26, 2018 08:57:33 Pacific Standard Time
Printed: Monday, February 26, 2018 08:57:37 Pacific Standard Time

Name: 180224M1_67, Date: 25-Feb-2018, Time: 01:01:59, ID: IPA, Description: IPA

	#	Name	ID	Area	%Rec	Area Out
1	1	13C4-PFBA	IPA			NO
2	2	13C5-PFHxA	IPA			NO
3	3	13C3-PFHxS	IPA			NO
4	4	13C8-PFOA	IPA			NO
5	5	13C9-PFNA	IPA			NO
6	6	13C4-PFOS	IPA			NO
7	7	13C6-PFDA	IPA			NO
8	8	13C7-PFUdA	IPA			NO

Name: 180224M1_68, Date: 25-Feb-2018, Time: 01:13:29, ID: 1800318-03 REEPDW183 0.1239, Description: REEPDW183

	#	Name	ID	Area	%Rec	Area Out
1	1	13C4-PFBA	1800318-03 REEPDW183 0.1239	1.06e4	118.3	NO
2	2	13C5-PFHxA	1800318-03 REEPDW183 0.1239	1.12e4	81.3	NO
3	3	13C3-PFHxS	1800318-03 REEPDW183 0.1239	2.81e3	75.2	NO
4	4	13C8-PFOA	1800318-03 REEPDW183 0.1239	1.03e4	89.1	NO
5	5	13C9-PFNA	1800318-03 REEPDW183 0.1239	1.14e4	92.3	NO
6	6	13C4-PFOS	1800318-03 REEPDW183 0.1239	2.54e3	79.1	NO
7	7	13C6-PFDA	1800318-03 REEPDW183 0.1239	9.69e3	58.1	NO
8	8	13C7-PFUdA	1800318-03 REEPDW183 0.1239	1.10e4	59.9	NO

Name: 180224M1_69, Date: 25-Feb-2018, Time: 01:24:58, ID: 1800318-04 REEPDW184 0.11402, Description: REEPDW184

	#	Name	ID	Area	%Rec	Area Out
1	1	13C4-PFBA	1800318-04 REEPDW184 0.11402	1.15e4	128.9	NO
2	2	13C5-PFHxA	1800318-04 REEPDW184 0.11402	1.24e4	89.6	NO
3	3	13C3-PFHxS	1800318-04 REEPDW184 0.11402	3.25e3	87.1	NO
4	4	13C8-PFOA	1800318-04 REEPDW184 0.11402	1.16e4	100.5	NO
5	5	13C9-PFNA	1800318-04 REEPDW184 0.11402	1.58e4	128.1	NO
6	6	13C4-PFOS	1800318-04 REEPDW184 0.11402	3.34e3	103.9	NO
7	7	13C6-PFDA	1800318-04 REEPDW184 0.11402	1.19e4	71.2	NO
8	8	13C7-PFUdA	1800318-04 REEPDW184 0.11402	1.37e4	74.8	NO

Name: 180224M1_70, Date: 25-Feb-2018, Time: 01:36:24, ID: 1800318-05 REEPDW185 0.12148, Description: REEPDW185

	#	Name	ID	Area	%Rec	Area Out
1	1	13C4-PFBA	1800318-05 REEPDW185 0.12148	1.07e4	120.1	NO
2	2	13C5-PFHxA	1800318-05 REEPDW185 0.12148	1.10e4	79.8	NO
3	3	13C3-PFHxS	1800318-05 REEPDW185 0.12148	2.98e3	79.8	NO
4	4	13C8-PFOA	1800318-05 REEPDW185 0.12148	9.18e3	79.3	NO
5	5	13C9-PFNA	1800318-05 REEPDW185 0.12148	1.06e4	85.8	NO
6	6	13C4-PFOS	1800318-05 REEPDW185 0.12148	3.26e3	101.7	NO
7	7	13C6-PFDA	1800318-05 REEPDW185 0.12148	8.59e3	51.5	NO
8	8	13C7-PFUdA	1800318-05 REEPDW185 0.12148	1.15e4	62.7	NO

Dataset: Untitled

Last Altered: Monday, February 26, 2018 08:57:33 Pacific Standard Time
Printed: Monday, February 26, 2018 08:57:37 Pacific Standard Time

Name: 180224M1_71, Date: 25-Feb-2018, Time: 01:47:55, ID: B8B0096-BS1 OPR 0.125, Description: OPR

	# Name	ID	Area	%Rec	Area Out
1	1 13C4-PFBA	B8B0096-BS1 OPR 0.125	7.35e3	82.3	NO
2	2 13C5-PFHxA	B8B0096-BS1 OPR 0.125	8.35e3	60.6	NO
3	3 13C3-PFHxS	B8B0096-BS1 OPR 0.125	2.44e3	65.5	NO
4	4 13C8-PFOA	B8B0096-BS1 OPR 0.125	7.94e3	68.6	NO
5	5 13C9-PFNA	B8B0096-BS1 OPR 0.125	8.33e3	67.6	NO
6	6 13C4-PFOS	B8B0096-BS1 OPR 0.125	2.49e3	77.7	NO
7	7 13C6-PFDA	B8B0096-BS1 OPR 0.125	7.21e3	43.2	YES
8	8 13C7-PFUdA	B8B0096-BS1 OPR 0.125	1.03e4	56.1	NO

Name: 180224M1_72, Date: 25-Feb-2018, Time: 01:59:24, ID: B8B0096-BLK1 Method Blank 0.125, Description: Method Blank

	# Name	ID	Area	%Rec	Area Out
1	1 13C4-PFBA	B8B0096-BLK1 Method Blank 0.125	8.09e3	90.6	NO
2	2 13C5-PFHxA	B8B0096-BLK1 Method Blank 0.125	8.71e3	63.2	NO
3	3 13C3-PFHxS	B8B0096-BLK1 Method Blank 0.125	2.58e3	69.1	NO
4	4 13C8-PFOA	B8B0096-BLK1 Method Blank 0.125	8.79e3	76.0	NO
5	5 13C9-PFNA	B8B0096-BLK1 Method Blank 0.125	9.86e3	80.0	NO
6	6 13C4-PFOS	B8B0096-BLK1 Method Blank 0.125	2.63e3	82.0	NO
7	7 13C6-PFDA	B8B0096-BLK1 Method Blank 0.125	5.86e3	35.2	YES
8	8 13C7-PFUdA	B8B0096-BLK1 Method Blank 0.125	9.31e3	50.7	NO

Name: 180224M1_73, Date: 25-Feb-2018, Time: 02:10:53, ID: B8B0096-MS1 Matrix Spike 0.11568, Description: Matrix Spike

	# Name	ID	Area	%Rec	Area Out
1	1 13C4-PFBA	B8B0096-MS1 Matrix Spike 0.11568	5.32e3	59.5	NO
2	2 13C5-PFHxA	B8B0096-MS1 Matrix Spike 0.11568	6.39e3	46.4	YES
3	3 13C3-PFHxS	B8B0096-MS1 Matrix Spike 0.11568	2.15e3	57.7	NO
4	4 13C8-PFOA	B8B0096-MS1 Matrix Spike 0.11568	5.00e3	43.2	YES
5	5 13C9-PFNA	B8B0096-MS1 Matrix Spike 0.11568	6.98e3	56.7	NO
6	6 13C4-PFOS	B8B0096-MS1 Matrix Spike 0.11568	2.21e3	68.8	NO
7	7 13C6-PFDA	B8B0096-MS1 Matrix Spike 0.11568	5.16e3	30.9	YES
8	8 13C7-PFUdA	B8B0096-MS1 Matrix Spike 0.11568	7.56e3	41.2	YES

Name: 180224M1_74, Date: 25-Feb-2018, Time: 02:22:22, ID: B8B0096-MSD1 Matrix Spike Dup 0.1188, Description: Matrix Spike Dup

	# Name	ID	Area	%Rec	Area Out
1	1 13C4-PFBA	B8B0096-MSD1 Matrix Spike Dup 0.1188	4.89e3	54.7	NO
2	2 13C5-PFHxA	B8B0096-MSD1 Matrix Spike Dup 0.1188	5.07e3	36.8	YES
3	3 13C3-PFHxS	B8B0096-MSD1 Matrix Spike Dup 0.1188	2.27e3	60.8	NO
4	4 13C8-PFOA	B8B0096-MSD1 Matrix Spike Dup 0.1188	5.64e3	48.7	YES
5	5 13C9-PFNA	B8B0096-MSD1 Matrix Spike Dup 0.1188	5.60e3	45.4	YES
6	6 13C4-PFOS	B8B0096-MSD1 Matrix Spike Dup 0.1188	2.71e3	84.4	NO
7	7 13C6-PFDA	B8B0096-MSD1 Matrix Spike Dup 0.1188	4.68e3	28.0	YES
8	8 13C7-PFUdA	B8B0096-MSD1 Matrix Spike Dup 0.1188	6.52e3	35.5	YES

Dataset: Untitled

Last Altered: Monday, February 26, 2018 08:57:33 Pacific Standard Time
Printed: Monday, February 26, 2018 08:57:37 Pacific Standard Time

Name: 180224M1_75, Date: 25-Feb-2018, Time: 02:33:49, ID: 1800298-01 REEPDW155 0.11708, Description: REEPDW155

	#	Name	ID	Area	%Rec	Area Out
1	1	13C4-PFBA	1800298-01 REEPDW155 0.11708	5.73e3	64.1	NO
2	2	13C5-PFHxA	1800298-01 REEPDW155 0.11708	7.11e3	51.6	NO
3	3	13C3-PFHxS	1800298-01 REEPDW155 0.11708	2.35e3	62.9	NO
4	4	13C8-PFOA	1800298-01 REEPDW155 0.11708	6.07e3	52.4	NO
5	5	13C9-PFNA	1800298-01 REEPDW155 0.11708	6.70e3	54.4	NO
6	6	13C4-PFOS	1800298-01 REEPDW155 0.11708	2.60e3	80.9	NO
7	7	13C6-PFDA	1800298-01 REEPDW155 0.11708	6.28e3	37.6	YES
8	8	13C7-PFUdA	1800298-01 REEPDW155 0.11708	7.45e3	40.6	YES

Name: 180224M1_76, Date: 25-Feb-2018, Time: 02:45:16, ID: 1800298-02 REEPDW156 0.11596, Description: REEPDW156

	#	Name	ID	Area	%Rec	Area Out
1	1	13C4-PFBA	1800298-02 REEPDW156 0.11596	5.65e3	63.3	NO
2	2	13C5-PFHxA	1800298-02 REEPDW156 0.11596	6.32e3	45.8	YES
3	3	13C3-PFHxS	1800298-02 REEPDW156 0.11596	2.20e3	58.8	NO
4	4	13C8-PFOA	1800298-02 REEPDW156 0.11596	5.35e3	46.3	YES
5	5	13C9-PFNA	1800298-02 REEPDW156 0.11596	6.21e3	50.4	NO
6	6	13C4-PFOS	1800298-02 REEPDW156 0.11596	2.51e3	78.2	NO
7	7	13C6-PFDA	1800298-02 REEPDW156 0.11596	5.42e3	32.5	YES
8	8	13C7-PFUdA	1800298-02 REEPDW156 0.11596	7.09e3	38.6	YES

Name: 180224M1_77, Date: 25-Feb-2018, Time: 02:56:46, ID: 1800298-03 REEPDW157 0.12015, Description: REEPDW157

	#	Name	ID	Area	%Rec	Area Out
1	1	13C4-PFBA	1800298-03 REEPDW157 0.12015	4.87e3	54.5	NO
2	2	13C5-PFHxA	1800298-03 REEPDW157 0.12015	5.53e3	40.1	YES
3	3	13C3-PFHxS	1800298-03 REEPDW157 0.12015	2.16e3	58.0	NO
4	4	13C8-PFOA	1800298-03 REEPDW157 0.12015	6.10e3	52.7	NO
5	5	13C9-PFNA	1800298-03 REEPDW157 0.12015	6.11e3	49.6	YES
6	6	13C4-PFOS	1800298-03 REEPDW157 0.12015	2.39e3	74.4	NO
7	7	13C6-PFDA	1800298-03 REEPDW157 0.12015	6.87e3	41.2	YES
8	8	13C7-PFUdA	1800298-03 REEPDW157 0.12015	7.41e3	40.3	YES

Name: 180224M1_78, Date: 25-Feb-2018, Time: 03:08:15, ID: 1800298-04 REEPDW158 0.1178, Description: REEPDW158

	#	Name	ID	Area	%Rec	Area Out
1	1	13C4-PFBA	1800298-04 REEPDW158 0.1178	5.12e3	57.3	NO
2	2	13C5-PFHxA	1800298-04 REEPDW158 0.1178	5.59e3	40.5	YES
3	3	13C3-PFHxS	1800298-04 REEPDW158 0.1178	2.26e3	60.6	NO
4	4	13C8-PFOA	1800298-04 REEPDW158 0.1178	5.34e3	46.2	YES
5	5	13C9-PFNA	1800298-04 REEPDW158 0.1178	6.28e3	51.0	NO
6	6	13C4-PFOS	1800298-04 REEPDW158 0.1178	2.24e3	69.7	NO
7	7	13C6-PFDA	1800298-04 REEPDW158 0.1178	6.10e3	36.6	YES
8	8	13C7-PFUdA	1800298-04 REEPDW158 0.1178	6.83e3	37.2	YES

Dataset: Untitled

Last Altered: Monday, February 26, 2018 08:57:33 Pacific Standard Time
Printed: Monday, February 26, 2018 08:57:37 Pacific Standard Time

Name: 180224M1_79, Date: 25-Feb-2018, Time: 03:19:44, ID: 1800298-05 REEPDW159 0.11737, Description: REEPDW159

	#	Name	ID	Area	%Rec	Area Out
1	1	13C4-PFBA	1800298-05 REEPDW159 0.11737	5.46e3	61.1	NO
2	2	13C5-PFHxA	1800298-05 REEPDW159 0.11737	5.61e3	40.7	YES
3	3	13C3-PFHxS	1800298-05 REEPDW159 0.11737	2.12e3	57.0	NO
4	4	13C8-PFOA	1800298-05 REEPDW159 0.11737	5.91e3	51.1	NO
5	5	13C9-PFNA	1800298-05 REEPDW159 0.11737	5.89e3	47.8	YES
6	6	13C4-PFOS	1800298-05 REEPDW159 0.11737	2.19e3	68.2	NO
7	7	13C6-PFDA	1800298-05 REEPDW159 0.11737	5.64e3	33.8	YES
8	8	13C7-PFUdA	1800298-05 REEPDW159 0.11737	8.04e3	43.8	YES

Name: 180224M1_80, Date: 25-Feb-2018, Time: 03:31:04, ID: 1800299-01 REEPDW155FRB 0.11474, Description: REEPDW155FRB

	#	Name	ID	Area	%Rec	Area Out
1	1	13C4-PFBA	1800299-01 REEPDW155FRB 0.11474	8.39e3	93.9	NO
2	2	13C5-PFHxA	1800299-01 REEPDW155FRB 0.11474	8.54e3	61.9	NO
3	3	13C3-PFHxS	1800299-01 REEPDW155FRB 0.11474	2.73e3	73.3	NO
4	4	13C8-PFOA	1800299-01 REEPDW155FRB 0.11474	7.69e3	66.5	NO
5	5	13C9-PFNA	1800299-01 REEPDW155FRB 0.11474	9.48e3	77.0	NO
6	6	13C4-PFOS	1800299-01 REEPDW155FRB 0.11474	2.79e3	86.9	NO
7	7	13C6-PFDA	1800299-01 REEPDW155FRB 0.11474	7.81e3	46.8	YES
8	8	13C7-PFUdA	1800299-01 REEPDW155FRB 0.11474	8.96e3	48.8	YES

Name: 180224M1_81, Date: 25-Feb-2018, Time: 03:42:32, ID: 1800299-02 REEPDW156FRB 0.1178, Description: REEPDW156FRB

	#	Name	ID	Area	%Rec	Area Out
1	1	13C4-PFBA	1800299-02 REEPDW156FRB 0.1178	7.44e3	83.2	NO
2	2	13C5-PFHxA	1800299-02 REEPDW156FRB 0.1178	7.63e3	55.3	NO
3	3	13C3-PFHxS	1800299-02 REEPDW156FRB 0.1178	2.31e3	61.8	NO
4	4	13C8-PFOA	1800299-02 REEPDW156FRB 0.1178	7.16e3	61.9	NO
5	5	13C9-PFNA	1800299-02 REEPDW156FRB 0.1178	8.20e3	66.6	NO
6	6	13C4-PFOS	1800299-02 REEPDW156FRB 0.1178	2.29e3	71.2	NO
7	7	13C6-PFDA	1800299-02 REEPDW156FRB 0.1178	6.62e3	39.7	YES
8	8	13C7-PFUdA	1800299-02 REEPDW156FRB 0.1178	9.62e3	52.4	NO

Name: 180224M1_82, Date: 25-Feb-2018, Time: 03:54:01, ID: 1800299-03 REEPDW157FRB 0.11643, Description: REEPDW157FRB

	#	Name	ID	Area	%Rec	Area Out
1	1	13C4-PFBA	1800299-03 REEPDW157FRB 0.11643	7.77e3	87.0	NO
2	2	13C5-PFHxA	1800299-03 REEPDW157FRB 0.11643	8.69e3	63.1	NO
3	3	13C3-PFHxS	1800299-03 REEPDW157FRB 0.11643	2.53e3	67.7	NO
4	4	13C8-PFOA	1800299-03 REEPDW157FRB 0.11643	8.60e3	74.3	NO
5	5	13C9-PFNA	1800299-03 REEPDW157FRB 0.11643	8.15e3	66.2	NO
6	6	13C4-PFOS	1800299-03 REEPDW157FRB 0.11643	2.51e3	78.2	NO
7	7	13C6-PFDA	1800299-03 REEPDW157FRB 0.11643	6.58e3	39.5	YES
8	8	13C7-PFUdA	1800299-03 REEPDW157FRB 0.11643	8.02e3	43.7	YES

Dataset: Untitled

Last Altered: Monday, February 26, 2018 08:57:33 Pacific Standard Time
Printed: Monday, February 26, 2018 08:57:37 Pacific Standard Time

Name: 180224M1_83, Date: 25-Feb-2018, Time: 04:05:31, ID: 1800299-04 REEPDW158FRB 0.11892, Description: REEPDW158FRB

	#	Name	ID	Area	%Rec	Area Out
1	1	13C4-PFBA	1800299-04 REEPDW158FRB 0.11892	7.02e3	78.6	NO
2	2	13C5-PFHxA	1800299-04 REEPDW158FRB 0.11892	7.98e3	57.9	NO
3	3	13C3-PFHxS	1800299-04 REEPDW158FRB 0.11892	2.19e3	58.8	NO
4	4	13C8-PFOA	1800299-04 REEPDW158FRB 0.11892	7.12e3	61.6	NO
5	5	13C9-PFNA	1800299-04 REEPDW158FRB 0.11892	7.71e3	62.6	NO
6	6	13C4-PFOS	1800299-04 REEPDW158FRB 0.11892	2.34e3	72.8	NO
7	7	13C6-PFDA	1800299-04 REEPDW158FRB 0.11892	7.16e3	42.9	YES
8	8	13C7-PFUdA	1800299-04 REEPDW158FRB 0.11892	9.05e3	49.3	YES

Name: 180224M1_84, Date: 25-Feb-2018, Time: 04:17:00, ID: 1800299-05 REEPDW159FRB 0.11693, Description: REEPDW159FRB

	#	Name	ID	Area	%Rec	Area Out
1	1	13C4-PFBA	1800299-05 REEPDW159FRB 0.11693	6.54e3	73.2	NO
2	2	13C5-PFHxA	1800299-05 REEPDW159FRB 0.11693	7.90e3	57.3	NO
3	3	13C3-PFHxS	1800299-05 REEPDW159FRB 0.11693	2.08e3	55.7	NO
4	4	13C8-PFOA	1800299-05 REEPDW159FRB 0.11693	8.10e3	70.0	NO
5	5	13C9-PFNA	1800299-05 REEPDW159FRB 0.11693	7.93e3	64.4	NO
6	6	13C4-PFOS	1800299-05 REEPDW159FRB 0.11693	2.18e3	67.9	NO
7	7	13C6-PFDA	1800299-05 REEPDW159FRB 0.11693	6.74e3	40.4	YES
8	8	13C7-PFUdA	1800299-05 REEPDW159FRB 0.11693	9.21e3	50.2	NO

Name: 180224M1_85, Date: 25-Feb-2018, Time: 04:28:26, ID: 1800301-01 REEPDW160 0.11595, Description: REEPDW160

	#	Name	ID	Area	%Rec	Area Out
1	1	13C4-PFBA	1800301-01 REEPDW160 0.11595	5.69e3	63.7	NO
2	2	13C5-PFHxA	1800301-01 REEPDW160 0.11595	6.36e3	46.2	YES
3	3	13C3-PFHxS	1800301-01 REEPDW160 0.11595	2.36e3	63.3	NO
4	4	13C8-PFOA	1800301-01 REEPDW160 0.11595	5.65e3	48.8	YES
5	5	13C9-PFNA	1800301-01 REEPDW160 0.11595	6.19e3	50.2	NO
6	6	13C4-PFOS	1800301-01 REEPDW160 0.11595	2.44e3	76.1	NO
7	7	13C6-PFDA	1800301-01 REEPDW160 0.11595	6.94e3	41.6	YES
8	8	13C7-PFUdA	1800301-01 REEPDW160 0.11595	7.39e3	40.2	YES

Name: 180224M1_86, Date: 25-Feb-2018, Time: 04:39:56, ID: 1800301-02 REEPDW515 0.11695, Description: REEPDW515

	#	Name	ID	Area	%Rec	Area Out
1	1	13C4-PFBA	1800301-02 REEPDW515 0.11695	6.64e3	74.3	NO
2	2	13C5-PFHxA	1800301-02 REEPDW515 0.11695	7.62e3	55.2	NO
3	3	13C3-PFHxS	1800301-02 REEPDW515 0.11695	2.05e3	54.9	NO
4	4	13C8-PFOA	1800301-02 REEPDW515 0.11695	6.26e3	54.1	NO
5	5	13C9-PFNA	1800301-02 REEPDW515 0.11695	7.67e3	62.2	NO
6	6	13C4-PFOS	1800301-02 REEPDW515 0.11695	2.35e3	73.2	NO
7	7	13C6-PFDA	1800301-02 REEPDW515 0.11695	7.37e3	44.2	YES
8	8	13C7-PFUdA	1800301-02 REEPDW515 0.11695	8.09e3	44.0	YES

Dataset: Untitled

Last Altered: Monday, February 26, 2018 08:57:33 Pacific Standard Time
Printed: Monday, February 26, 2018 08:57:37 Pacific Standard Time

Name: 180224M1_87, Date: 25-Feb-2018, Time: 04:51:25, ID: IPA, Description: IPA

	#	Name	ID	Area	%Rec	Area Out
1	1	13C4-PFBA	IPA			NO
2	2	13C5-PFHxA	IPA			NO
3	3	13C3-PFHxS	IPA			NO
4	4	13C8-PFOA	IPA			NO
5	5	13C9-PFNA	IPA			NO
6	6	13C4-PFOS	IPA			NO
7	7	13C6-PFDA	IPA			NO
8	8	13C7-PFUdA	IPA	6.26e0	0.0	YES

Name: 180224M1_88, Date: 25-Feb-2018, Time: 05:02:52, ID: ST180224M1-5 PFC CS3 18B2317, Description: PFC CS3 18B2317

	#	Name	ID	Area	%Rec	Area Out
1	1	13C4-PFBA	ST180224M1-5 PFC CS3 18B2317	8.75e3	98.0	NO
2	2	13C5-PFHxA	ST180224M1-5 PFC CS3 18B2317	1.48e4	107.6	NO
3	3	13C3-PFHxS	ST180224M1-5 PFC CS3 18B2317	3.60e3	96.4	NO
4	4	13C8-PFOA	ST180224M1-5 PFC CS3 18B2317	1.21e4	104.7	NO
5	5	13C9-PFNA	ST180224M1-5 PFC CS3 18B2317	1.38e4	111.7	NO
6	6	13C4-PFOS	ST180224M1-5 PFC CS3 18B2317	3.74e3	116.5	NO
7	7	13C6-PFDA	ST180224M1-5 PFC CS3 18B2317	1.22e4	73.2	NO
8	8	13C7-PFUdA	ST180224M1-5 PFC CS3 18B2317	1.36e4	73.8	NO

Name: 180224M1_89, Date: 25-Feb-2018, Time: 05:14:21, ID: IPA, Description: IPA

	#	Name	ID	Area	%Rec	Area Out
1	1	13C4-PFBA	IPA			NO
2	2	13C5-PFHxA	IPA			NO
3	3	13C3-PFHxS	IPA			NO
4	4	13C8-PFOA	IPA			NO
5	5	13C9-PFNA	IPA			NO
6	6	13C4-PFOS	IPA			NO
7	7	13C6-PFDA	IPA			NO
8	8	13C7-PFUdA	IPA			NO

Name: 180224M1_90, Date: 25-Feb-2018, Time: 05:25:51, ID: 1800301-03 REEPDW161 0.11505, Description: REEPDW161

	#	Name	ID	Area	%Rec	Area Out
1	1	13C4-PFBA	1800301-03 REEPDW161 0.11505	5.99e3	67.0	NO
2	2	13C5-PFHxA	1800301-03 REEPDW161 0.11505	6.62e3	48.0	YES
3	3	13C3-PFHxS	1800301-03 REEPDW161 0.11505	2.04e3	54.6	NO
4	4	13C8-PFOA	1800301-03 REEPDW161 0.11505	6.87e3	59.4	NO
5	5	13C9-PFNA	1800301-03 REEPDW161 0.11505	5.77e3	46.8	YES
6	6	13C4-PFOS	1800301-03 REEPDW161 0.11505	2.08e3	64.9	NO
7	7	13C6-PFDA	1800301-03 REEPDW161 0.11505	6.62e3	39.7	YES
8	8	13C7-PFUdA	1800301-03 REEPDW161 0.11505	7.08e3	38.6	YES

Dataset: Untitled

Last Altered: Monday, February 26, 2018 08:57:33 Pacific Standard Time
Printed: Monday, February 26, 2018 08:57:37 Pacific Standard Time

Name: 180224M1_91, Date: 25-Feb-2018, Time: 05:37:21, ID: 1800301-04 REEPDW162 0.11664, Description: REEPDW162

	#	Name	ID	Area	%Rec	Area Out
1	1	13C4-PFBA	1800301-04 REEPDW162 0.11664	7.09e3	79.4	NO
2	2	13C5-PFHxA	1800301-04 REEPDW162 0.11664	8.07e3	58.5	NO
3	3	13C3-PFHxS	1800301-04 REEPDW162 0.11664	2.34e3	62.8	NO
4	4	13C8-PFOA	1800301-04 REEPDW162 0.11664	6.53e3	56.5	NO
5	5	13C9-PFNA	1800301-04 REEPDW162 0.11664	9.01e3	73.1	NO
6	6	13C4-PFOS	1800301-04 REEPDW162 0.11664	2.25e3	70.2	NO
7	7	13C6-PFDA	1800301-04 REEPDW162 0.11664	7.24e3	43.4	YES
8	8	13C7-PFUdA	1800301-04 REEPDW162 0.11664	9.70e3	52.9	NO

Name: 180224M1_92, Date: 25-Feb-2018, Time: 05:48:48, ID: 1800301-05 REEPDW163 0.11483, Description: REEPDW163

	#	Name	ID	Area	%Rec	Area Out
1	1	13C4-PFBA	1800301-05 REEPDW163 0.11483	5.92e3	66.2	NO
2	2	13C5-PFHxA	1800301-05 REEPDW163 0.11483	6.26e3	45.4	YES
3	3	13C3-PFHxS	1800301-05 REEPDW163 0.11483	2.09e3	56.1	NO
4	4	13C8-PFOA	1800301-05 REEPDW163 0.11483	6.28e3	54.3	NO
5	5	13C9-PFNA	1800301-05 REEPDW163 0.11483	7.00e3	56.9	NO
6	6	13C4-PFOS	1800301-05 REEPDW163 0.11483	2.29e3	71.5	NO
7	7	13C6-PFDA	1800301-05 REEPDW163 0.11483	6.95e3	41.7	YES
8	8	13C7-PFUdA	1800301-05 REEPDW163 0.11483	8.58e3	46.7	YES

Name: 180224M1_93, Date: 25-Feb-2018, Time: 06:00:15, ID: 1800302-01 REEPDW160FRB 0.11761, Description: REEPDW160FRB

	#	Name	ID	Area	%Rec	Area Out
1	1	13C4-PFBA	1800302-01 REEPDW160FRB 0.11761	7.23e3	80.9	NO
2	2	13C5-PFHxA	1800302-01 REEPDW160FRB 0.11761	8.10e3	58.7	NO
3	3	13C3-PFHxS	1800302-01 REEPDW160FRB 0.11761	2.18e3	58.6	NO
4	4	13C8-PFOA	1800302-01 REEPDW160FRB 0.11761	6.89e3	59.5	NO
5	5	13C9-PFNA	1800302-01 REEPDW160FRB 0.11761	8.19e3	66.4	NO
6	6	13C4-PFOS	1800302-01 REEPDW160FRB 0.11761	2.43e3	75.6	NO
7	7	13C6-PFDA	1800302-01 REEPDW160FRB 0.11761	9.02e3	54.1	NO
8	8	13C7-PFUdA	1800302-01 REEPDW160FRB 0.11761	8.60e3	46.8	YES

Name: 180224M1_94, Date: 25-Feb-2018, Time: 06:11:42, ID: 1800302-02 REEPDW161FRB 0.1172, Description: REEPDW161FRB

	#	Name	ID	Area	%Rec	Area Out
1	1	13C4-PFBA	1800302-02 REEPDW161FRB 0.1172	6.79e3	76.0	NO
2	2	13C5-PFHxA	1800302-02 REEPDW161FRB 0.1172	7.76e3	56.3	NO
3	3	13C3-PFHxS	1800302-02 REEPDW161FRB 0.1172	2.49e3	66.7	NO
4	4	13C8-PFOA	1800302-02 REEPDW161FRB 0.1172	7.28e3	62.9	NO
5	5	13C9-PFNA	1800302-02 REEPDW161FRB 0.1172	8.03e3	65.2	NO
6	6	13C4-PFOS	1800302-02 REEPDW161FRB 0.1172	2.26e3	70.5	NO
7	7	13C6-PFDA	1800302-02 REEPDW161FRB 0.1172	7.08e3	42.5	YES
8	8	13C7-PFUdA	1800302-02 REEPDW161FRB 0.1172	8.85e3	48.2	YES

Dataset: Untitled

Last Altered: Monday, February 26, 2018 08:57:33 Pacific Standard Time
Printed: Monday, February 26, 2018 08:57:37 Pacific Standard Time

Name: 180224M1_95, Date: 25-Feb-2018, Time: 06:23:09, ID: 1800302-03 REEPDW162FRB 0.11535, Description: REEPDW162FRB

	#	Name	ID	Area	%Rec	Area Out
1	1	13C4-PFBA	1800302-03 REEPDW162FRB 0.11535	7.23e3	80.9	NO
2	2	13C5-PFHxA	1800302-03 REEPDW162FRB 0.11535	8.37e3	60.7	NO
3	3	13C3-PFHxS	1800302-03 REEPDW162FRB 0.11535	2.09e3	56.1	NO
4	4	13C8-PFOA	1800302-03 REEPDW162FRB 0.11535	6.49e3	56.1	NO
5	5	13C9-PFNA	1800302-03 REEPDW162FRB 0.11535	8.07e3	65.5	NO
6	6	13C4-PFOS	1800302-03 REEPDW162FRB 0.11535	2.08e3	64.9	NO
7	7	13C6-PFDA	1800302-03 REEPDW162FRB 0.11535	8.81e3	52.8	NO
8	8	13C7-PFUdA	1800302-03 REEPDW162FRB 0.11535	9.95e3	54.2	NO

Name: 180224M1_96, Date: 25-Feb-2018, Time: 06:34:35, ID: 1800302-04 REEPDW163FRB 0.11575, Description: REEPDW163FRB

	#	Name	ID	Area	%Rec	Area Out
1	1	13C4-PFBA	1800302-04 REEPDW163FRB 0.11575	7.06e3	79.1	NO
2	2	13C5-PFHxA	1800302-04 REEPDW163FRB 0.11575	8.83e3	64.0	NO
3	3	13C3-PFHxS	1800302-04 REEPDW163FRB 0.11575	2.05e3	55.0	NO
4	4	13C8-PFOA	1800302-04 REEPDW163FRB 0.11575	7.16e3	61.9	NO
5	5	13C9-PFNA	1800302-04 REEPDW163FRB 0.11575	8.64e3	70.1	NO
6	6	13C4-PFOS	1800302-04 REEPDW163FRB 0.11575	2.43e3	75.6	NO
7	7	13C6-PFDA	1800302-04 REEPDW163FRB 0.11575	7.34e3	44.0	YES
8	8	13C7-PFUdA	1800302-04 REEPDW163FRB 0.11575	1.08e4	58.7	NO

Name: 180224M1_97, Date: 25-Feb-2018, Time: 06:46:02, ID: B8B0111-BS1 OPR 0.125, Description: OPR

	#	Name	ID	Area	%Rec	Area Out
1	1	13C4-PFBA	B8B0111-BS1 OPR 0.125	8.39e3	93.9	NO
2	2	13C5-PFHxA	B8B0111-BS1 OPR 0.125	9.47e3	68.7	NO
3	3	13C3-PFHxS	B8B0111-BS1 OPR 0.125	2.59e3	69.4	NO
4	4	13C8-PFOA	B8B0111-BS1 OPR 0.125	9.78e3	84.6	NO
5	5	13C9-PFNA	B8B0111-BS1 OPR 0.125	1.10e4	89.0	NO
6	6	13C4-PFOS	B8B0111-BS1 OPR 0.125	2.91e3	90.8	NO
7	7	13C6-PFDA	B8B0111-BS1 OPR 0.125	1.02e4	61.0	NO
8	8	13C7-PFUdA	B8B0111-BS1 OPR 0.125	1.40e4	76.4	NO

Name: 180224M1_98, Date: 25-Feb-2018, Time: 06:57:33, ID: B8B0111-BLK1 Method Blank 0.125, Description: Method Blank

	#	Name	ID	Area	%Rec	Area Out
1	1	13C4-PFBA	B8B0111-BLK1 Method Blank 0.125	8.43e3	94.4	NO
2	2	13C5-PFHxA	B8B0111-BLK1 Method Blank 0.125	8.71e3	63.2	NO
3	3	13C3-PFHxS	B8B0111-BLK1 Method Blank 0.125	2.85e3	76.3	NO
4	4	13C8-PFOA	B8B0111-BLK1 Method Blank 0.125	8.01e3	69.2	NO
5	5	13C9-PFNA	B8B0111-BLK1 Method Blank 0.125	9.09e3	73.8	NO
6	6	13C4-PFOS	B8B0111-BLK1 Method Blank 0.125	2.79e3	87.0	NO
7	7	13C6-PFDA	B8B0111-BLK1 Method Blank 0.125	8.79e3	52.7	NO
8	8	13C7-PFUdA	B8B0111-BLK1 Method Blank 0.125	1.19e4	64.9	NO

Dataset: Untitled

Last Altered: Monday, February 26, 2018 08:57:33 Pacific Standard Time
Printed: Monday, February 26, 2018 08:57:37 Pacific Standard Time

Name: 180224M1_99, Date: 25-Feb-2018, Time: 07:09:00, ID: B8B0111-MS1 Matrix Spike 0.11922, Description: Matrix Spike

	#	Name	ID	Area	%Rec	Area Out
1	1	13C4-PFBA	B8B0111-MS1 Matrix Spike 0.11922	8.57e3	95.9	NO
2	2	13C5-PFHxA	B8B0111-MS1 Matrix Spike 0.11922	9.45e3	68.6	NO
3	3	13C3-PFHxS	B8B0111-MS1 Matrix Spike 0.11922	2.60e3	69.6	NO
4	4	13C8-PFOA	B8B0111-MS1 Matrix Spike 0.11922	8.42e3	72.8	NO
5	5	13C9-PFNA	B8B0111-MS1 Matrix Spike 0.11922	9.59e3	77.8	NO
6	6	13C4-PFOS	B8B0111-MS1 Matrix Spike 0.11922	2.53e3	78.9	NO
7	7	13C6-PFDA	B8B0111-MS1 Matrix Spike 0.11922	1.07e4	64.4	NO
8	8	13C7-PFUdA	B8B0111-MS1 Matrix Spike 0.11922	1.10e4	59.7	NO

Name: 180224M1_100, Date: 25-Feb-2018, Time: 07:20:29, ID: B8B0111-MSD1 Matrix Spike Dup 0.1198, Description: Matrix Spike Dup

	#	Name	ID	Area	%Rec	Area Out
1	1	13C4-PFBA	B8B0111-MSD1 Matrix Spike Dup 0.1198	8.19e3	91.7	NO
2	2	13C5-PFHxA	B8B0111-MSD1 Matrix Spike Dup 0.1198	9.18e3	66.6	NO
3	3	13C3-PFHxS	B8B0111-MSD1 Matrix Spike Dup 0.1198	2.23e3	59.7	NO
4	4	13C8-PFOA	B8B0111-MSD1 Matrix Spike Dup 0.1198	7.38e3	63.8	NO
5	5	13C9-PFNA	B8B0111-MSD1 Matrix Spike Dup 0.1198	1.09e4	88.2	NO
6	6	13C4-PFOS	B8B0111-MSD1 Matrix Spike Dup 0.1198	2.26e3	70.3	NO
7	7	13C6-PFDA	B8B0111-MSD1 Matrix Spike Dup 0.1198	8.53e3	51.1	NO
8	8	13C7-PFUdA	B8B0111-MSD1 Matrix Spike Dup 0.1198	1.03e4	56.3	NO

Name: 180224M1_101, Date: 25-Feb-2018, Time: 07:31:56, ID: 1800308-01 OF-RW55-0218 0.11519, Description: OF-RW55-0218

	#	Name	ID	Area	%Rec	Area Out
1	1	13C4-PFBA	1800308-01 OF-RW55-0218 0.11519	8.52e3	95.3	NO
2	2	13C5-PFHxA	1800308-01 OF-RW55-0218 0.11519	9.99e3	72.4	NO
3	3	13C3-PFHxS	1800308-01 OF-RW55-0218 0.11519	2.65e3	71.1	NO
4	4	13C8-PFOA	1800308-01 OF-RW55-0218 0.11519	7.76e3	67.1	NO
5	5	13C9-PFNA	1800308-01 OF-RW55-0218 0.11519	9.84e3	79.8	NO
6	6	13C4-PFOS	1800308-01 OF-RW55-0218 0.11519	2.86e3	89.1	NO
7	7	13C6-PFDA	1800308-01 OF-RW55-0218 0.11519	8.89e3	53.3	NO
8	8	13C7-PFUdA	1800308-01 OF-RW55-0218 0.11519	1.09e4	59.4	NO

Name: 180224M1_102, Date: 25-Feb-2018, Time: 07:43:23, ID: 1800308-02 OF-RW55P-0218 0.11586, Description: OF-RW55P-0218

	#	Name	ID	Area	%Rec	Area Out
1	1	13C4-PFBA	1800308-02 OF-RW55P-0218 0.11586	8.18e3	91.5	NO
2	2	13C5-PFHxA	1800308-02 OF-RW55P-0218 0.11586	9.82e3	71.2	NO
3	3	13C3-PFHxS	1800308-02 OF-RW55P-0218 0.11586	2.66e3	71.3	NO
4	4	13C8-PFOA	1800308-02 OF-RW55P-0218 0.11586	8.60e3	74.4	NO
5	5	13C9-PFNA	1800308-02 OF-RW55P-0218 0.11586	8.76e3	71.1	NO
6	6	13C4-PFOS	1800308-02 OF-RW55P-0218 0.11586	2.72e3	84.6	NO
7	7	13C6-PFDA	1800308-02 OF-RW55P-0218 0.11586	9.15e3	54.8	NO
8	8	13C7-PFUdA	1800308-02 OF-RW55P-0218 0.11586	1.05e4	57.0	NO

Dataset: Untitled

Last Altered: Monday, February 26, 2018 08:57:33 Pacific Standard Time
Printed: Monday, February 26, 2018 08:57:37 Pacific Standard Time

Name: 180224M1_103, Date: 25-Feb-2018, Time: 07:54:50, ID: 1800308-03 OF-FB55-0218 0.11289, Description: OF-FB55-0218

	#	Name	ID	Area	%Rec	Area Out
1	1	13C4-PFBA	1800308-03 OF-FB55-0218 0.11289	8.17e3	91.4	NO
2	2	13C5-PFHxA	1800308-03 OF-FB55-0218 0.11289	9.44e3	68.5	NO
3	3	13C3-PFHxS	1800308-03 OF-FB55-0218 0.11289	2.39e3	64.2	NO
4	4	13C8-PFOA	1800308-03 OF-FB55-0218 0.11289	9.36e3	80.9	NO
5	5	13C9-PFNA	1800308-03 OF-FB55-0218 0.11289	8.83e3	71.7	NO
6	6	13C4-PFOS	1800308-03 OF-FB55-0218 0.11289	2.69e3	84.0	NO
7	7	13C6-PFDA	1800308-03 OF-FB55-0218 0.11289	8.74e3	52.4	NO
8	8	13C7-PFUdA	1800308-03 OF-FB55-0218 0.11289	1.08e4	59.0	NO

Name: 180224M1_104, Date: 25-Feb-2018, Time: 08:06:17, ID: 1800308-04 OF-RW56-0218 0.11816, Description: OF-RW56-0218

	#	Name	ID	Area	%Rec	Area Out
1	1	13C4-PFBA	1800308-04 OF-RW56-0218 0.11816	6.98e3	78.1	NO
2	2	13C5-PFHxA	1800308-04 OF-RW56-0218 0.11816	8.42e3	61.1	NO
3	3	13C3-PFHxS	1800308-04 OF-RW56-0218 0.11816	2.30e3	61.6	NO
4	4	13C8-PFOA	1800308-04 OF-RW56-0218 0.11816	7.02e3	60.7	NO
5	5	13C9-PFNA	1800308-04 OF-RW56-0218 0.11816	8.58e3	69.6	NO
6	6	13C4-PFOS	1800308-04 OF-RW56-0218 0.11816	2.49e3	77.6	NO
7	7	13C6-PFDA	1800308-04 OF-RW56-0218 0.11816	8.97e3	53.8	NO
8	8	13C7-PFUdA	1800308-04 OF-RW56-0218 0.11816	1.19e4	64.8	NO

Name: 180224M1_105, Date: 25-Feb-2018, Time: 08:17:47, ID: 1800308-05 OF-FB56-0218 0.11044, Description: OF-FB56-0218

	#	Name	ID	Area	%Rec	Area Out
1	1	13C4-PFBA	1800308-05 OF-FB56-0218 0.11044	7.62e3	85.3	NO
2	2	13C5-PFHxA	1800308-05 OF-FB56-0218 0.11044	8.75e3	63.4	NO
3	3	13C3-PFHxS	1800308-05 OF-FB56-0218 0.11044	2.33e3	62.3	NO
4	4	13C8-PFOA	1800308-05 OF-FB56-0218 0.11044	8.15e3	70.5	NO
5	5	13C9-PFNA	1800308-05 OF-FB56-0218 0.11044	9.47e3	76.8	NO
6	6	13C4-PFOS	1800308-05 OF-FB56-0218 0.11044	2.54e3	79.1	NO
7	7	13C6-PFDA	1800308-05 OF-FB56-0218 0.11044	1.00e4	60.1	NO
8	8	13C7-PFUdA	1800308-05 OF-FB56-0218 0.11044	1.08e4	59.0	NO

Name: 180224M1_106, Date: 25-Feb-2018, Time: 08:29:15, ID: 1800308-06 OF-RW53-0218 0.11594, Description: OF-RW53-0218

	#	Name	ID	Area	%Rec	Area Out
1	1	13C4-PFBA	1800308-06 OF-RW53-0218 0.11594	8.15e3	91.2	NO
2	2	13C5-PFHxA	1800308-06 OF-RW53-0218 0.11594	9.77e3	70.9	NO
3	3	13C3-PFHxS	1800308-06 OF-RW53-0218 0.11594	2.94e3	78.9	NO
4	4	13C8-PFOA	1800308-06 OF-RW53-0218 0.11594	8.05e3	69.6	NO
5	5	13C9-PFNA	1800308-06 OF-RW53-0218 0.11594	9.21e3	74.7	NO
6	6	13C4-PFOS	1800308-06 OF-RW53-0218 0.11594	2.71e3	84.6	NO
7	7	13C6-PFDA	1800308-06 OF-RW53-0218 0.11594	9.47e3	56.8	NO
8	8	13C7-PFUdA	1800308-06 OF-RW53-0218 0.11594	1.35e4	73.6	NO

Dataset: Untitled

Last Altered: Monday, February 26, 2018 08:57:33 Pacific Standard Time
Printed: Monday, February 26, 2018 08:57:37 Pacific Standard Time

Name: 180224M1_107, Date: 25-Feb-2018, Time: 08:40:42, ID: 1800308-07 OF-FB53-0218 0.11932, Description: OF-FB53-0218

	#	Name	ID	Area	%Rec	Area Out
1	1	13C4-PFBA	1800308-07 OF-FB53-0218 0.11932	8.70e3	97.4	NO
2	2	13C5-PFHxA	1800308-07 OF-FB53-0218 0.11932	9.21e3	66.8	NO
3	3	13C3-PFHxS	1800308-07 OF-FB53-0218 0.11932	2.58e3	69.3	NO
4	4	13C8-PFOA	1800308-07 OF-FB53-0218 0.11932	9.46e3	81.8	NO
5	5	13C9-PFNA	1800308-07 OF-FB53-0218 0.11932	1.07e4	86.7	NO
6	6	13C4-PFOS	1800308-07 OF-FB53-0218 0.11932	2.41e3	75.2	NO
7	7	13C6-PFDA	1800308-07 OF-FB53-0218 0.11932	1.02e4	60.9	NO
8	8	13C7-PFUdA	1800308-07 OF-FB53-0218 0.11932	1.12e4	60.8	NO

Name: 180224M1_108, Date: 25-Feb-2018, Time: 08:52:09, ID: 1800308-08 OF-RW68-0218 0.11919, Description: OF-RW68-0218

	#	Name	ID	Area	%Rec	Area Out
1	1	13C4-PFBA	1800308-08 OF-RW68-0218 0.11919	7.92e3	88.7	NO
2	2	13C5-PFHxA	1800308-08 OF-RW68-0218 0.11919	8.47e3	61.4	NO
3	3	13C3-PFHxS	1800308-08 OF-RW68-0218 0.11919	2.22e3	59.4	NO
4	4	13C8-PFOA	1800308-08 OF-RW68-0218 0.11919	8.91e3	77.0	NO
5	5	13C9-PFNA	1800308-08 OF-RW68-0218 0.11919	9.16e3	74.3	NO
6	6	13C4-PFOS	1800308-08 OF-RW68-0218 0.11919	2.38e3	74.1	NO
7	7	13C6-PFDA	1800308-08 OF-RW68-0218 0.11919	9.92e3	59.5	NO
8	8	13C7-PFUdA	1800308-08 OF-RW68-0218 0.11919	1.08e4	58.7	NO

Name: 180224M1_109, Date: 25-Feb-2018, Time: 09:03:36, ID: 1800308-09 OF-FB68-0218 0.11842, Description: OF-FB68-0218

	#	Name	ID	Area	%Rec	Area Out
1	1	13C4-PFBA	1800308-09 OF-FB68-0218 0.11842	7.82e3	87.5	NO
2	2	13C5-PFHxA	1800308-09 OF-FB68-0218 0.11842	9.10e3	66.0	NO
3	3	13C3-PFHxS	1800308-09 OF-FB68-0218 0.11842	2.61e3	70.0	NO
4	4	13C8-PFOA	1800308-09 OF-FB68-0218 0.11842	8.01e3	69.2	NO
5	5	13C9-PFNA	1800308-09 OF-FB68-0218 0.11842	9.63e3	78.1	NO
6	6	13C4-PFOS	1800308-09 OF-FB68-0218 0.11842	2.49e3	77.7	NO
7	7	13C6-PFDA	1800308-09 OF-FB68-0218 0.11842	8.91e3	53.4	NO
8	8	13C7-PFUdA	1800308-09 OF-FB68-0218 0.11842	1.00e4	54.4	NO

Name: 180224M1_110, Date: 25-Feb-2018, Time: 09:15:05, ID: 1800308-10 OF-RW54-0218 0.07054, Description: OF-RW54-0218

	#	Name	ID	Area	%Rec	Area Out
1	1	13C4-PFBA	1800308-10 OF-RW54-0218 0.07054	8.25e3	92.3	NO
2	2	13C5-PFHxA	1800308-10 OF-RW54-0218 0.07054	9.23e3	67.0	NO
3	3	13C3-PFHxS	1800308-10 OF-RW54-0218 0.07054	2.53e3	67.9	NO
4	4	13C8-PFOA	1800308-10 OF-RW54-0218 0.07054	8.14e3	70.4	NO
5	5	13C9-PFNA	1800308-10 OF-RW54-0218 0.07054	9.66e3	78.4	NO
6	6	13C4-PFOS	1800308-10 OF-RW54-0218 0.07054	2.49e3	77.6	NO
7	7	13C6-PFDA	1800308-10 OF-RW54-0218 0.07054	9.67e3	58.0	NO
8	8	13C7-PFUdA	1800308-10 OF-RW54-0218 0.07054	1.07e4	58.1	NO

Dataset: Untitled

Last Altered: Monday, February 26, 2018 08:57:33 Pacific Standard Time
Printed: Monday, February 26, 2018 08:57:37 Pacific Standard Time

Name: 180224M1_111, Date: 25-Feb-2018, Time: 09:26:31, ID: 1800308-11 OF-FB54-0218 0.11801, Description: OF-FB54-0218

	#	Name	ID	Area	%Rec	Area Out
1	1	13C4-PFBA	1800308-11 OF-FB54-0218 0.11801	7.91e3	88.6	NO
2	2	13C5-PFHxA	1800308-11 OF-FB54-0218 0.11801	8.98e3	65.2	NO
3	3	13C3-PFHxS	1800308-11 OF-FB54-0218 0.11801	2.35e3	63.0	NO
4	4	13C8-PFOA	1800308-11 OF-FB54-0218 0.11801	7.86e3	68.0	NO
5	5	13C9-PFNA	1800308-11 OF-FB54-0218 0.11801	8.34e3	67.7	NO
6	6	13C4-PFOS	1800308-11 OF-FB54-0218 0.11801	2.80e3	87.1	NO
7	7	13C6-PFDA	1800308-11 OF-FB54-0218 0.11801	7.04e3	42.2	YES
8	8	13C7-PFUdA	1800308-11 OF-FB54-0218 0.11801	1.02e4	55.3	NO

Name: 180224M1_112, Date: 25-Feb-2018, Time: 09:38:01, ID: 1800308-12 OF-RW69-0218 0.11701, Description: OF-RW69-0218

	#	Name	ID	Area	%Rec	Area Out
1	1	13C4-PFBA	1800308-12 OF-RW69-0218 0.11701	8.57e3	95.9	NO
2	2	13C5-PFHxA	1800308-12 OF-RW69-0218 0.11701	9.33e3	67.7	NO
3	3	13C3-PFHxS	1800308-12 OF-RW69-0218 0.11701	2.58e3	69.1	NO
4	4	13C8-PFOA	1800308-12 OF-RW69-0218 0.11701	8.70e3	75.2	NO
5	5	13C9-PFNA	1800308-12 OF-RW69-0218 0.11701	9.68e3	78.6	NO
6	6	13C4-PFOS	1800308-12 OF-RW69-0218 0.11701	2.60e3	81.1	NO
7	7	13C6-PFDA	1800308-12 OF-RW69-0218 0.11701	9.02e3	54.1	NO
8	8	13C7-PFUdA	1800308-12 OF-RW69-0218 0.11701	1.13e4	61.7	NO

Name: 180224M1_113, Date: 25-Feb-2018, Time: 09:49:31, ID: 1800308-13 OF-FB69-0218 0.1193, Description: OF-FB69-0218

	#	Name	ID	Area	%Rec	Area Out
1	1	13C4-PFBA	1800308-13 OF-FB69-0218 0.1193	8.37e3	93.6	NO
2	2	13C5-PFHxA	1800308-13 OF-FB69-0218 0.1193	1.05e4	76.4	NO
3	3	13C3-PFHxS	1800308-13 OF-FB69-0218 0.1193	2.83e3	75.8	NO
4	4	13C8-PFOA	1800308-13 OF-FB69-0218 0.1193	8.55e3	73.9	NO
5	5	13C9-PFNA	1800308-13 OF-FB69-0218 0.1193	1.04e4	84.5	NO
6	6	13C4-PFOS	1800308-13 OF-FB69-0218 0.1193	3.42e3	106.7	NO
7	7	13C6-PFDA	1800308-13 OF-FB69-0218 0.1193	1.00e4	60.0	NO
8	8	13C7-PFUdA	1800308-13 OF-FB69-0218 0.1193	1.07e4	58.5	NO

Name: 180224M1_114, Date: 25-Feb-2018, Time: 10:00:58, ID: IPA, Description: IPA

	#	Name	ID	Area	%Rec	Area Out
1	1	13C4-PFBA	IPA			NO
2	2	13C5-PFHxA	IPA			NO
3	3	13C3-PFHxS	IPA			NO
4	4	13C8-PFOA	IPA			NO
5	5	13C9-PFNA	IPA			NO
6	6	13C4-PFOS	IPA			NO
7	7	13C6-PFDA	IPA			NO
8	8	13C7-PFUdA	IPA	7.55e0	0.0	YES

Dataset: Untitled

Last Altered: Monday, February 26, 2018 08:57:33 Pacific Standard Time
Printed: Monday, February 26, 2018 08:57:37 Pacific Standard Time

Name: 180224M1_115, Date: 25-Feb-2018, Time: 10:12:28, ID: ST180224M1-6 PFC CS3 18B2317, Description: PFC CS3 18B2317

	#	Name	ID	Area	%Rec	Area Out
1	1	13C4-PFBA	ST180224M1-6 PFC CS3 18B2317	8.48e3	94.9	NO
2	2	13C5-PFHxA	ST180224M1-6 PFC CS3 18B2317	1.59e4	115.2	NO
3	3	13C3-PFHxS	ST180224M1-6 PFC CS3 18B2317	3.51e3	94.2	NO
4	4	13C8-PFOA	ST180224M1-6 PFC CS3 18B2317	1.26e4	109.1	NO
5	5	13C9-PFNA	ST180224M1-6 PFC CS3 18B2317	1.33e4	108.2	NO
6	6	13C4-PFOS	ST180224M1-6 PFC CS3 18B2317	3.60e3	112.0	NO
7	7	13C6-PFDA	ST180224M1-6 PFC CS3 18B2317	1.34e4	80.2	NO
8	8	13C7-PFUdA	ST180224M1-6 PFC CS3 18B2317	1.46e4	79.4	NO

Name: 180224M1_116, Date: 25-Feb-2018, Time: 10:23:57, ID: IPA, Description: IPA

	#	Name	ID	Area	%Rec	Area Out
1	1	13C4-PFBA	IPA			NO
2	2	13C5-PFHxA	IPA			NO
3	3	13C3-PFHxS	IPA			NO
4	4	13C8-PFOA	IPA	6.01e0	0.1	YES
5	5	13C9-PFNA	IPA			NO
6	6	13C4-PFOS	IPA			NO
7	7	13C6-PFDA	IPA			NO
8	8	13C7-PFUdA	IPA			NO

Name: 180224M1_117, Date: 25-Feb-2018, Time: 10:35:23, ID: 1800308-14 OF-RW30-0218 0.11538, Description: OF-RW30-0218

	#	Name	ID	Area	%Rec	Area Out
1	1	13C4-PFBA	1800308-14 OF-RW30-0218 0.11538	8.30e3	92.9	NO
2	2	13C5-PFHxA	1800308-14 OF-RW30-0218 0.11538	9.36e3	67.9	NO
3	3	13C3-PFHxS	1800308-14 OF-RW30-0218 0.11538	2.79e3	74.7	NO
4	4	13C8-PFOA	1800308-14 OF-RW30-0218 0.11538	8.31e3	71.8	NO
5	5	13C9-PFNA	1800308-14 OF-RW30-0218 0.11538	1.01e4	82.2	NO
6	6	13C4-PFOS	1800308-14 OF-RW30-0218 0.11538	2.41e3	75.2	NO
7	7	13C6-PFDA	1800308-14 OF-RW30-0218 0.11538	1.02e4	61.4	NO
8	8	13C7-PFUdA	1800308-14 OF-RW30-0218 0.11538	1.09e4	59.2	NO

Name: 180224M1_118, Date: 25-Feb-2018, Time: 10:46:50, ID: 1800308-15 OF-FB30-0218 0.12036, Description: OF-FB30-0218

	#	Name	ID	Area	%Rec	Area Out
1	1	13C4-PFBA	1800308-15 OF-FB30-0218 0.12036	8.28e3	92.7	NO
2	2	13C5-PFHxA	1800308-15 OF-FB30-0218 0.12036	9.02e3	65.4	NO
3	3	13C3-PFHxS	1800308-15 OF-FB30-0218 0.12036	2.83e3	75.9	NO
4	4	13C8-PFOA	1800308-15 OF-FB30-0218 0.12036	8.79e3	75.9	NO
5	5	13C9-PFNA	1800308-15 OF-FB30-0218 0.12036	1.12e4	91.0	NO
6	6	13C4-PFOS	1800308-15 OF-FB30-0218 0.12036	2.36e3	73.5	NO
7	7	13C6-PFDA	1800308-15 OF-FB30-0218 0.12036	8.72e3	52.3	NO
8	8	13C7-PFUdA	1800308-15 OF-FB30-0218 0.12036	1.14e4	61.9	NO

Dataset: Untitled

Last Altered: Monday, February 26, 2018 08:57:33 Pacific Standard Time
Printed: Monday, February 26, 2018 08:57:37 Pacific Standard Time

Name: 180224M1_119, Date: 25-Feb-2018, Time: 10:58:17, ID: 1800308-16 OF-RW24-0218 0.11552, Description: OF-RW24-0218

	#	Name	ID	Area	%Rec	Area Out
1	1	13C4-PFBA	1800308-16 OF-RW24-0218 0.11552	7.94e3	88.8	NO
2	2	13C5-PFHxA	1800308-16 OF-RW24-0218 0.11552	7.78e3	56.4	NO
3	3	13C3-PFHxS	1800308-16 OF-RW24-0218 0.11552	2.42e3	64.8	NO
4	4	13C8-PFOA	1800308-16 OF-RW24-0218 0.11552	8.32e3	72.0	NO
5	5	13C9-PFNA	1800308-16 OF-RW24-0218 0.11552	9.55e3	77.5	NO
6	6	13C4-PFOS	1800308-16 OF-RW24-0218 0.11552	2.52e3	78.6	NO
7	7	13C6-PFDA	1800308-16 OF-RW24-0218 0.11552	7.29e3	43.7	YES
8	8	13C7-PFUdA	1800308-16 OF-RW24-0218 0.11552	9.22e3	50.2	NO

Name: 180224M1_120, Date: 25-Feb-2018, Time: 11:09:44, ID: 1800308-17 OF-FB24-0218 0.11631, Description: OF-FB24-0218

	#	Name	ID	Area	%Rec	Area Out
1	1	13C4-PFBA	1800308-17 OF-FB24-0218 0.11631	7.79e3	87.2	NO
2	2	13C5-PFHxA	1800308-17 OF-FB24-0218 0.11631	9.40e3	68.2	NO
3	3	13C3-PFHxS	1800308-17 OF-FB24-0218 0.11631	2.73e3	73.2	NO
4	4	13C8-PFOA	1800308-17 OF-FB24-0218 0.11631	7.96e3	68.8	NO
5	5	13C9-PFNA	1800308-17 OF-FB24-0218 0.11631	8.62e3	69.9	NO
6	6	13C4-PFOS	1800308-17 OF-FB24-0218 0.11631	2.61e3	81.2	NO
7	7	13C6-PFDA	1800308-17 OF-FB24-0218 0.11631	8.60e3	51.5	NO
8	8	13C7-PFUdA	1800308-17 OF-FB24-0218 0.11631	9.01e3	49.1	YES

Name: 180224M1_121, Date: 25-Feb-2018, Time: 11:21:14, ID: 1800308-18 OF-RW46-0218 0.11424, Description: OF-RW46-0218

	#	Name	ID	Area	%Rec	Area Out
1	1	13C4-PFBA	1800308-18 OF-RW46-0218 0.11424	8.69e3	97.3	NO
2	2	13C5-PFHxA	1800308-18 OF-RW46-0218 0.11424	9.75e3	70.7	NO
3	3	13C3-PFHxS	1800308-18 OF-RW46-0218 0.11424	2.76e3	73.9	NO
4	4	13C8-PFOA	1800308-18 OF-RW46-0218 0.11424	8.38e3	72.4	NO
5	5	13C9-PFNA	1800308-18 OF-RW46-0218 0.11424	1.02e4	82.7	NO
6	6	13C4-PFOS	1800308-18 OF-RW46-0218 0.11424	3.06e3	95.3	NO
7	7	13C6-PFDA	1800308-18 OF-RW46-0218 0.11424	8.64e3	51.8	NO
8	8	13C7-PFUdA	1800308-18 OF-RW46-0218 0.11424	8.63e3	47.0	YES

Name: 180224M1_122, Date: 25-Feb-2018, Time: 11:32:44, ID: 1800308-19 OF-FB46-0218 0.11839, Description: OF-FB46-0218

	#	Name	ID	Area	%Rec	Area Out
1	1	13C4-PFBA	1800308-19 OF-FB46-0218 0.11839	7.45e3	83.4	NO
2	2	13C5-PFHxA	1800308-19 OF-FB46-0218 0.11839	9.78e3	70.9	NO
3	3	13C3-PFHxS	1800308-19 OF-FB46-0218 0.11839	2.53e3	67.9	NO
4	4	13C8-PFOA	1800308-19 OF-FB46-0218 0.11839	7.78e3	67.2	NO
5	5	13C9-PFNA	1800308-19 OF-FB46-0218 0.11839	8.64e3	70.1	NO
6	6	13C4-PFOS	1800308-19 OF-FB46-0218 0.11839	2.70e3	84.1	NO
7	7	13C6-PFDA	1800308-19 OF-FB46-0218 0.11839	8.62e3	51.7	NO
8	8	13C7-PFUdA	1800308-19 OF-FB46-0218 0.11839	9.77e3	53.2	NO

Dataset: Untitled

Last Altered: Monday, February 26, 2018 08:57:33 Pacific Standard Time
Printed: Monday, February 26, 2018 08:57:37 Pacific Standard Time

Name: 180224M1_123, Date: 25-Feb-2018, Time: 11:44:14, ID: IPA, Description: IPA

	#	Name	ID	Area	%Rec	Area Out
1	1	13C4-PFBA	IPA			NO
2	2	13C5-PFHxA	IPA	7.97e0	0.1	YES
3	3	13C3-PFHxS	IPA			NO
4	4	13C8-PFOA	IPA			NO
5	5	13C9-PFNA	IPA			NO
6	6	13C4-PFOS	IPA			NO
7	7	13C6-PFDA	IPA			NO
8	8	13C7-PFUdA	IPA			NO

Name: 180224M1_124, Date: 25-Feb-2018, Time: 11:55:44, ID: ST180224M1-7 PFC CS3 18B2317, Description: PFC CS3 18B2317

	#	Name	ID	Area	%Rec	Area Out
1	1	13C4-PFBA	ST180224M1-7 PFC CS3 18B2317	8.64e3	96.7	NO
2	2	13C5-PFHxA	ST180224M1-7 PFC CS3 18B2317	1.58e4	114.5	NO
3	3	13C3-PFHxS	ST180224M1-7 PFC CS3 18B2317	3.90e3	104.5	NO
4	4	13C8-PFOA	ST180224M1-7 PFC CS3 18B2317	1.34e4	116.3	NO
5	5	13C9-PFNA	ST180224M1-7 PFC CS3 18B2317	1.67e4	135.4	NO
6	6	13C4-PFOS	ST180224M1-7 PFC CS3 18B2317	4.03e3	125.6	NO
7	7	13C6-PFDA	ST180224M1-7 PFC CS3 18B2317	1.44e4	86.4	NO
8	8	13C7-PFUdA	ST180224M1-7 PFC CS3 18B2317	1.39e4	75.5	NO

Vista Analytical Laboratory

Dataset: Untitled

Last Altered: Monday, February 26, 2018 11:00:03 Pacific Standard Time
Printed: Monday, February 26, 2018 11:00:08 Pacific Standard Time

Method: F:\Projects\PFAS.PRO\MethDB\PFAS_FULL_80C_022318.mdb 26 Feb 2018 09:30:45
Calibration: F:\Projects\PFAS.PRO\CurveDB\C18_VAL-PFAS_Q4_02-23-18-FULL.cdb 24 Feb 2018 15:27:24

Name: 180224M1_4, Date: 24-Feb-2018, Time: 12:56:18, ID: IPA, Description: IPA

PFBA

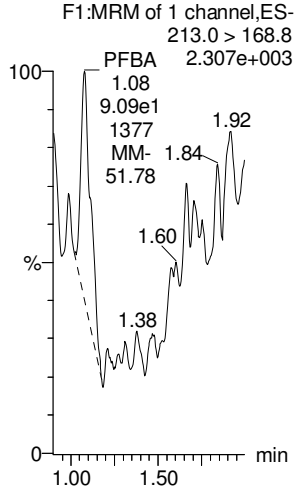

PFPeA

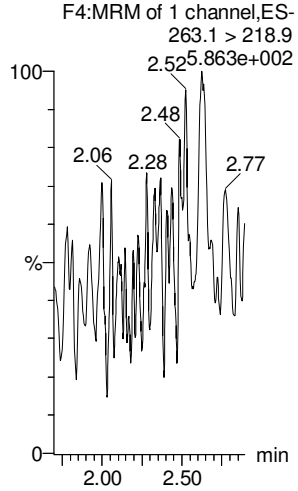

PFBS

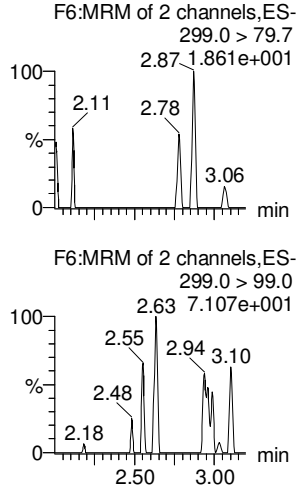

4:2 FTS

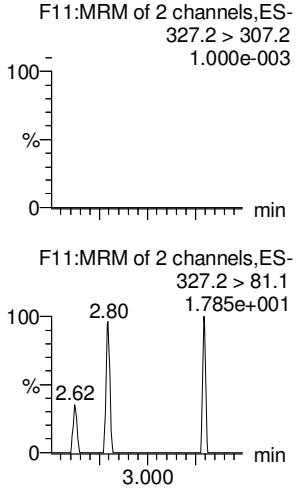

PFHxA

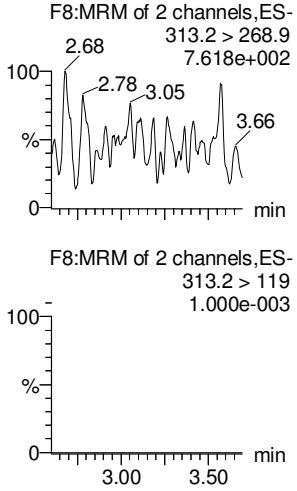

PFPeS

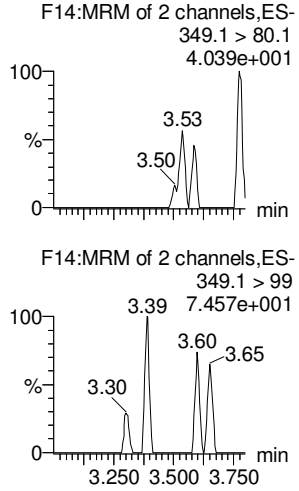

13C3-PFBA

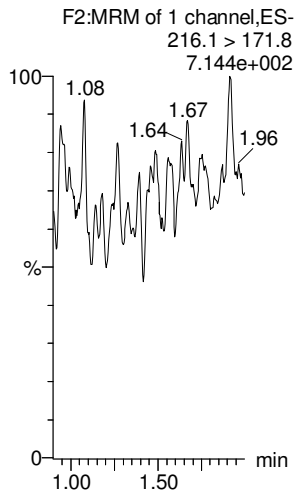

13C3-PFPeA

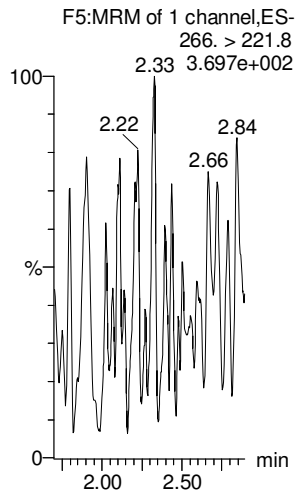

13C3-PFBS

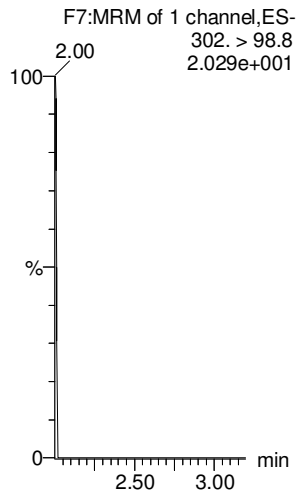

13C3-PFBS

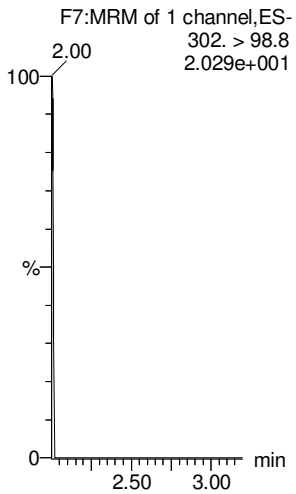

13C2-PFHxA

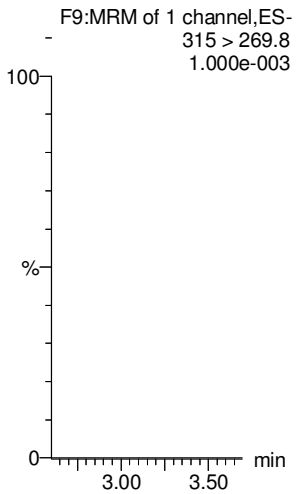

13C3-PFBS

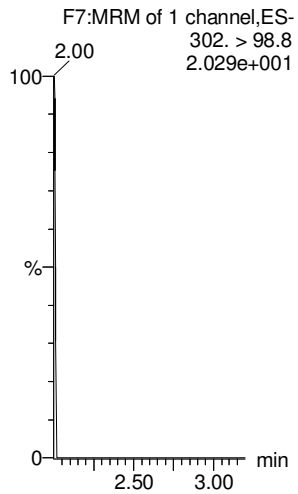

Vista Analytical Laboratory

Dataset: Untitled

Last Altered: Monday, February 26, 2018 11:00:03 Pacific Standard Time
Printed: Monday, February 26, 2018 11:00:08 Pacific Standard Time

Name: 180224M1_4, Date: 24-Feb-2018, Time: 12:56:18, ID: IPA, Description: IPA

6:2 FTS

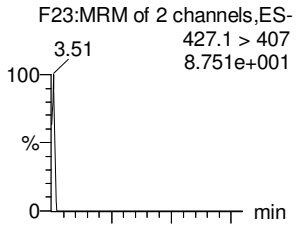

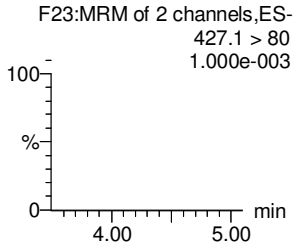

PFHpA

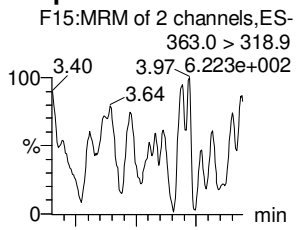

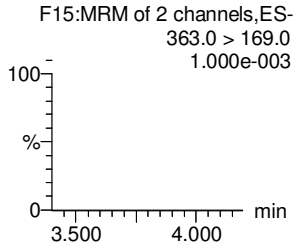

L-PFHxS

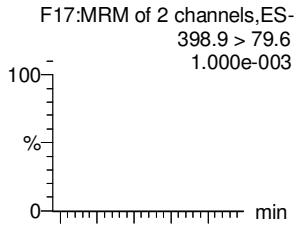

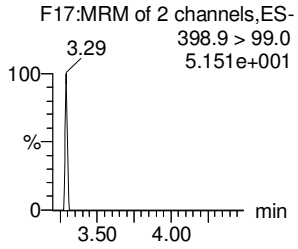

L-PFOA

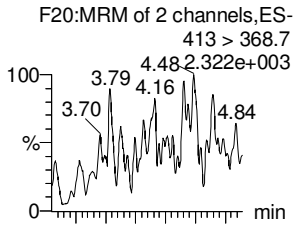

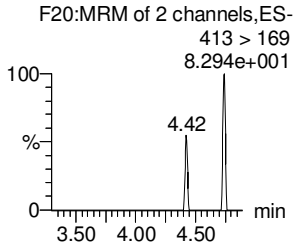

PFHpS

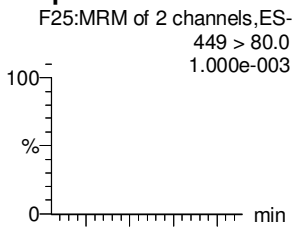

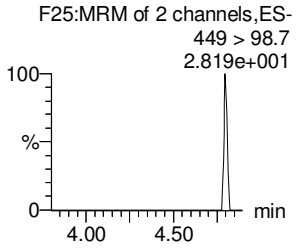

PFNA

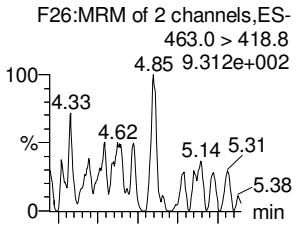

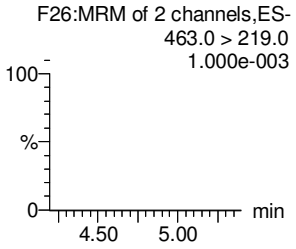

18O2-PFHxS

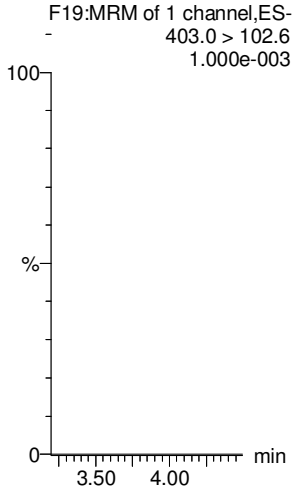

13C4-PFHpA

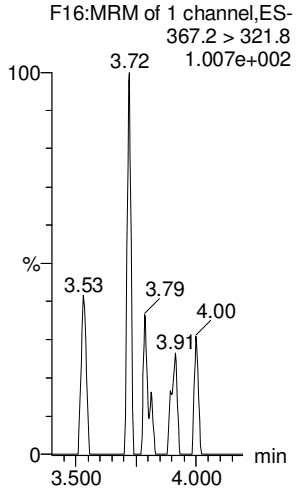

13C2-PFOA

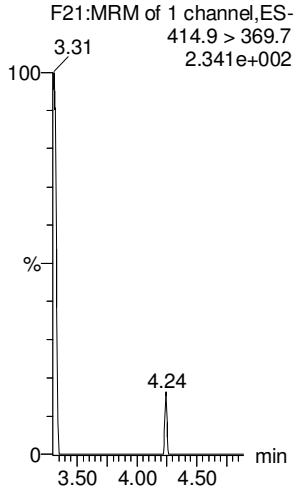

13C2-PFOA

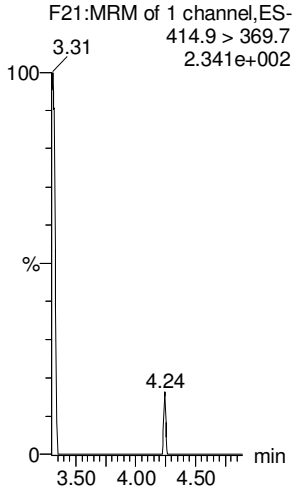

13C2-PFOA

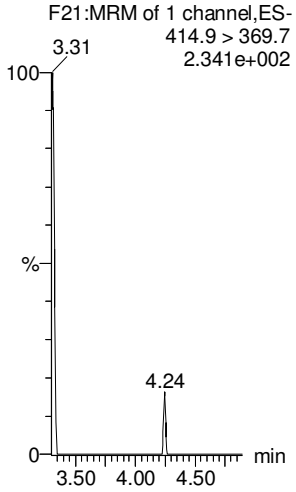

13C5-PFNA

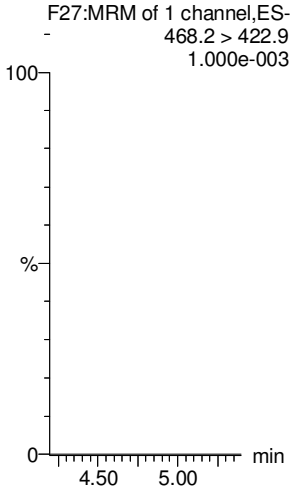

Dataset: Untitled

Last Altered: Monday, February 26, 2018 11:00:03 Pacific Standard Time
Printed: Monday, February 26, 2018 11:00:08 Pacific Standard Time

Name: 180224M1_4, Date: 24-Feb-2018, Time: 12:56:18, ID: IPA, Description: IPA

PFOSA

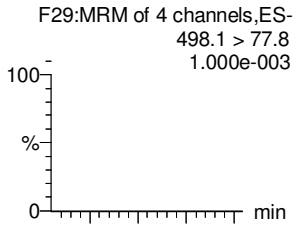

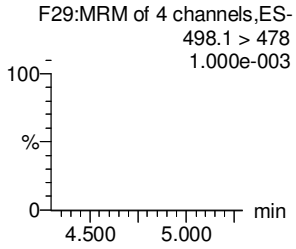

L-PFOS

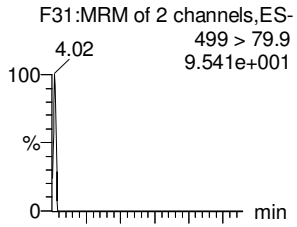

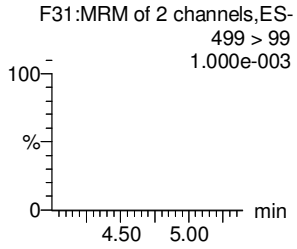

PFDA

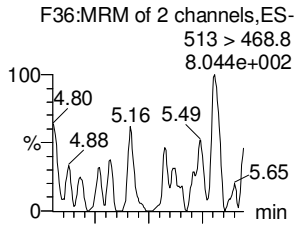

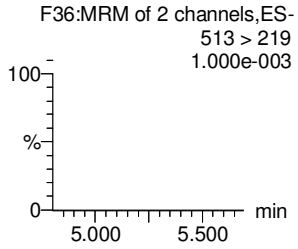

8:2 FTS

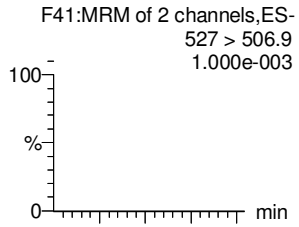

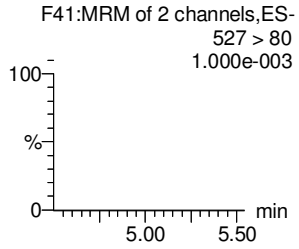

PFNS

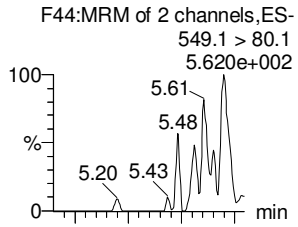

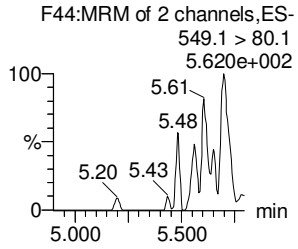

N-MeFOSAA

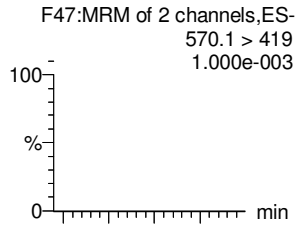

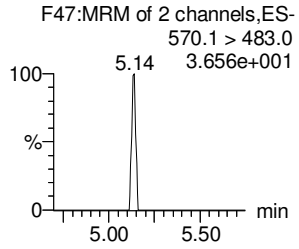

13C8-PFOSA

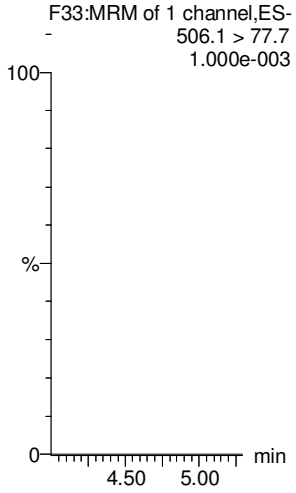

13C8-PFOS

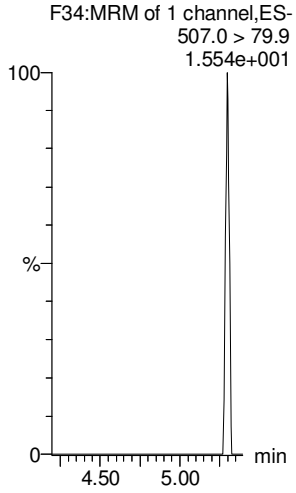

13C2-PFDA

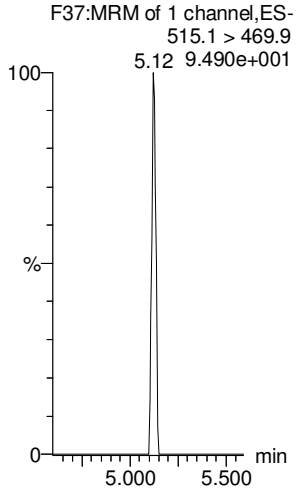

13C2-PFOA

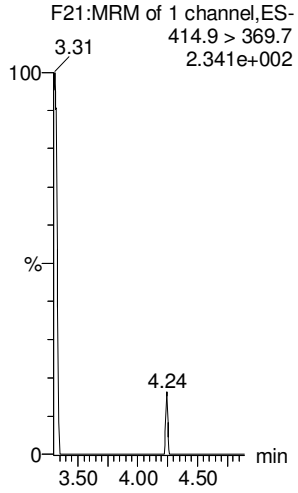

13C2-PFOA

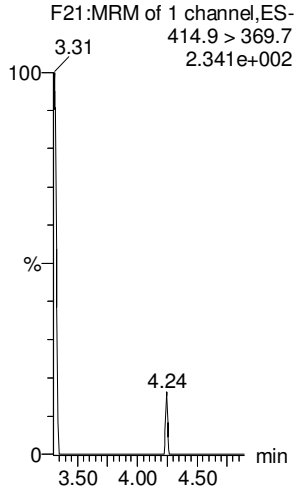

d3-N-MeFOSAA

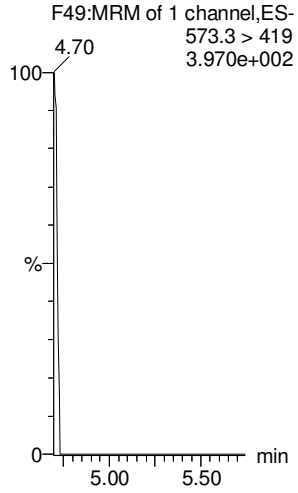

Dataset: Untitled

Last Altered: Monday, February 26, 2018 11:00:03 Pacific Standard Time
Printed: Monday, February 26, 2018 11:00:08 Pacific Standard Time

Name: 180224M1_4, Date: 24-Feb-2018, Time: 12:56:18, ID: IPA, Description: IPA

N-EtFOSAA

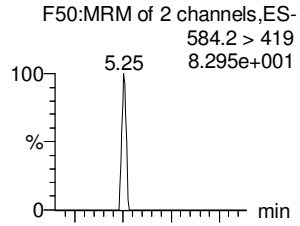

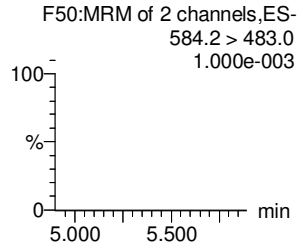

PFDoA

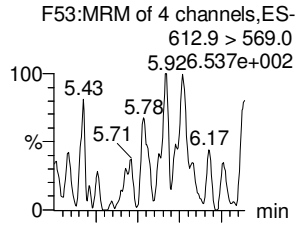

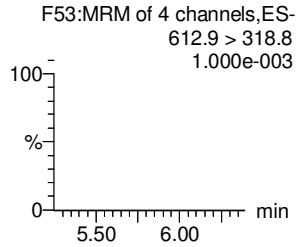

PFDS

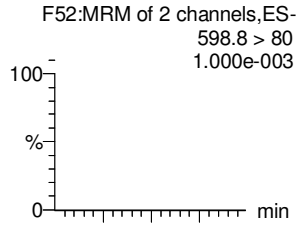

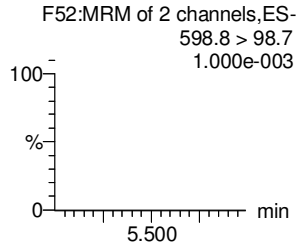

PFUdA

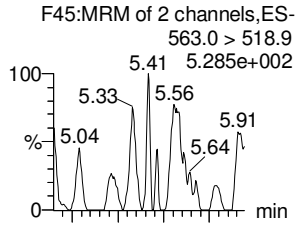

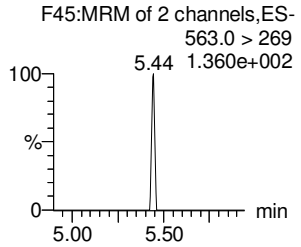

N-MeFOSA

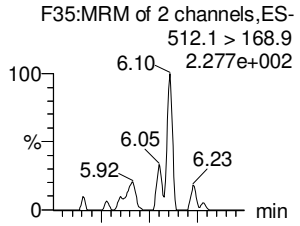

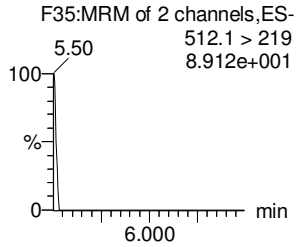

PFTrDA

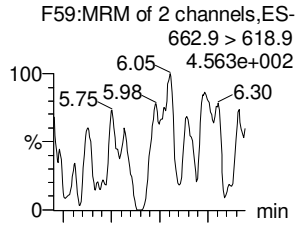

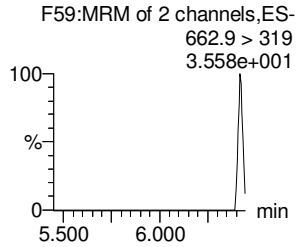

d5-N-EtFOSAA

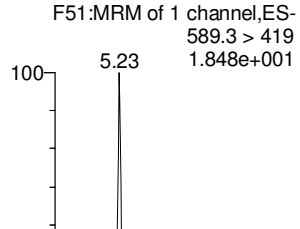

13C2-PFDoA

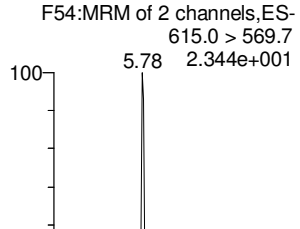

13C2-PFUdA

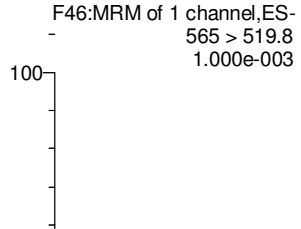

13C2-PFUdA

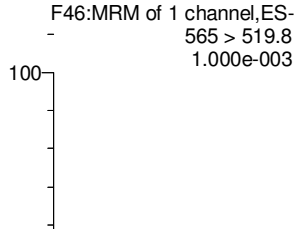

d3-N-MeFOSA

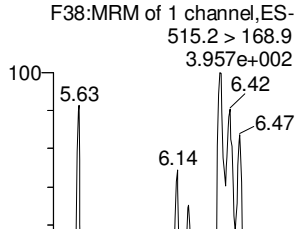

13C2-PFDoA

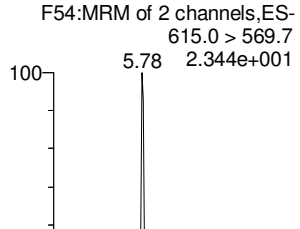

Dataset: Untitled

Last Altered: Monday, February 26, 2018 11:00:03 Pacific Standard Time
Printed: Monday, February 26, 2018 11:00:08 Pacific Standard Time

Name: 180224M1_4, Date: 24-Feb-2018, Time: 12:56:18, ID: IPA, Description: IPA

PFTeDA

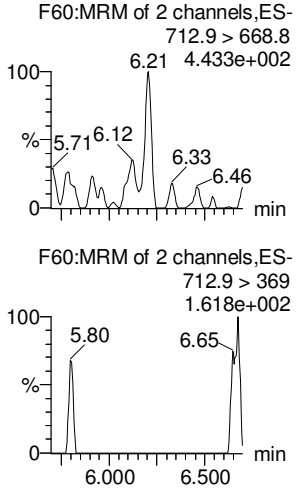

N-EtFOSA

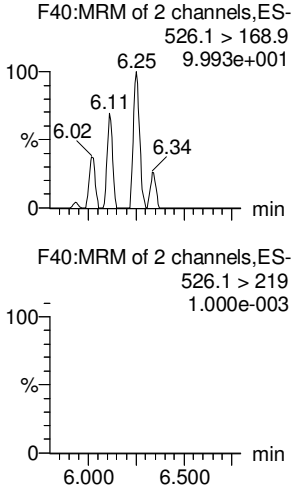

PFHxDA

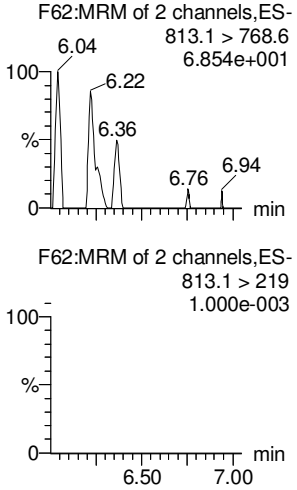

PFODA

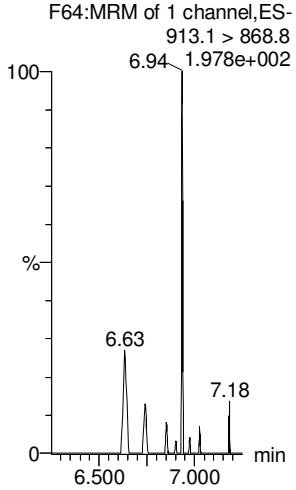

N-MeFOSE

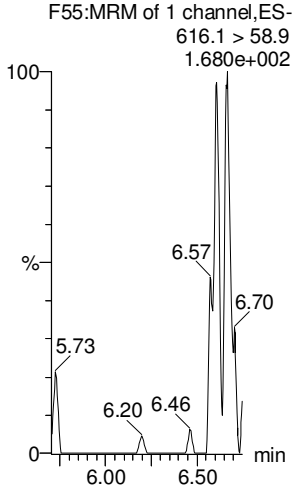

N-EtFOSE

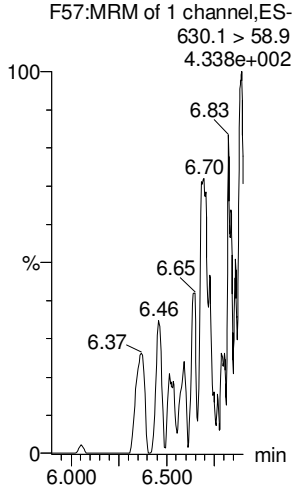

13C2-PFTeDA

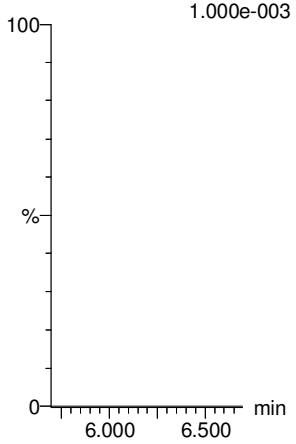

d5-N-ETFOSA

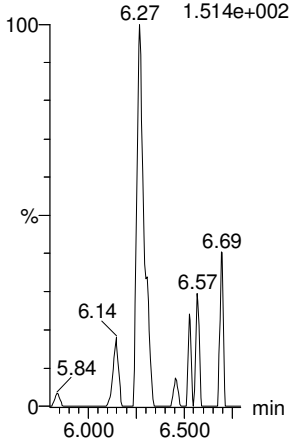

13C2-PFHxDA

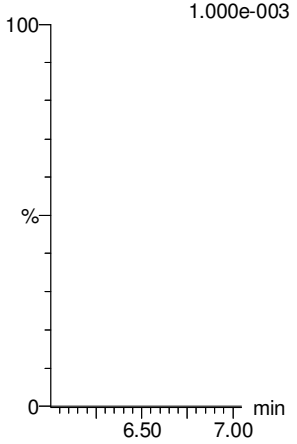

13C2-PFHxDA

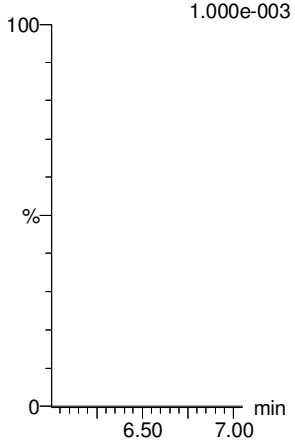

d7-N-MeFOSE

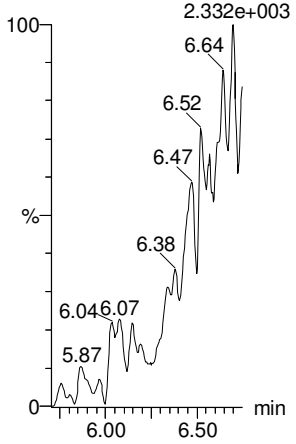

d9-N-EtFOSE

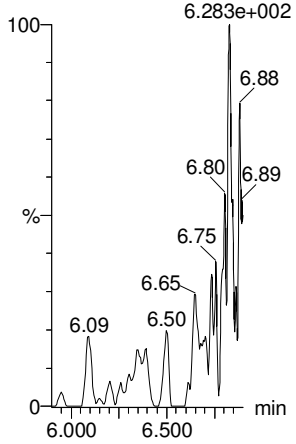

Vista Analytical Laboratory

Dataset: Untitled

Last Altered: Monday, February 26, 2018 11:00:03 Pacific Standard Time
Printed: Monday, February 26, 2018 11:00:08 Pacific Standard Time

Name: 180224M1_4, Date: 24-Feb-2018, Time: 12:56:18, ID: IPA, Description: IPA

13C4-PFBA

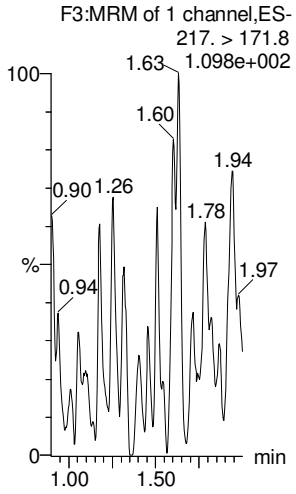

13C5-PFHxA

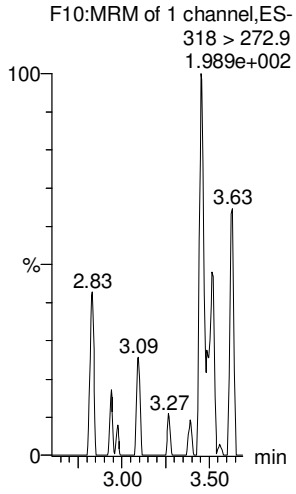

13C3-PFHxS

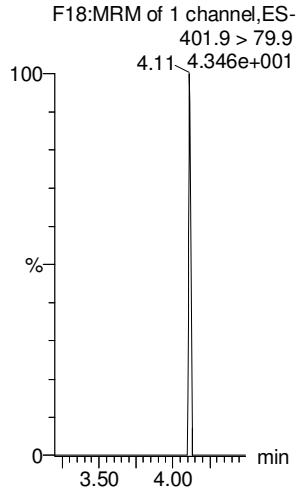

13C8-PFOA

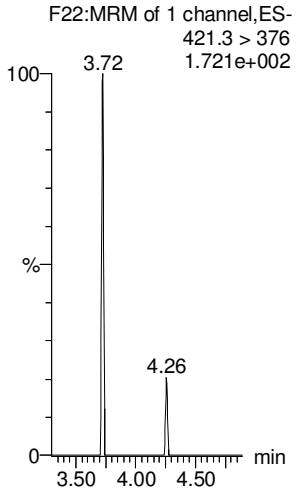

13C9-PFNA

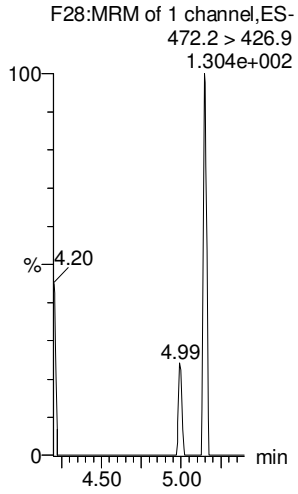

13C4-PFOS

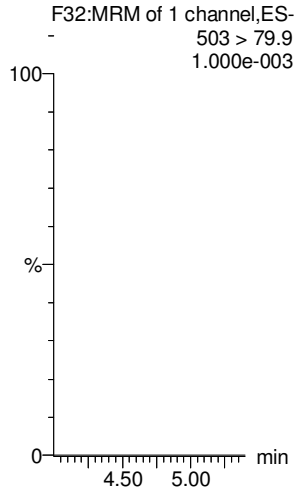

13C6-PFDA

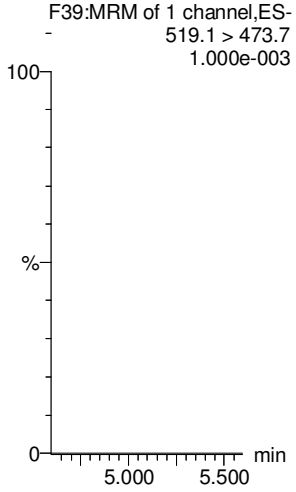

13C7-PFUdA

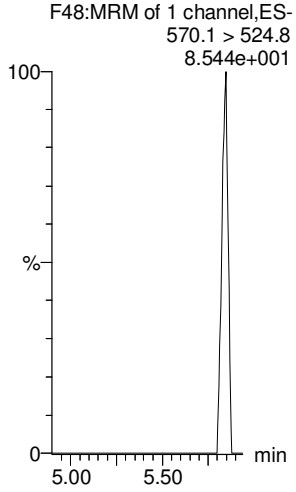

LC Calibration Standards Review Checklist 24

			ION Ratio	Concentration	C-Cals Name	Sign Date	Correct I-Cal	Manual Integrations	NA
Calibration ID:	STD00224M1-1	L M H	☑	☑	☑	☑	☑	☑	☐
Calibration ID:	-2	L M H	☐	☑ (A)	☑	☑	☑	☑	☐
Calibration ID:	-3	L M H	☐	☑ (B)	☑	☑	☑	☑	☐
Calibration ID:	-4	L M H	☐	☑ (C)	☑	☑	☑	☑	☐
Calibration ID:	-5	L M H	☐	☑ (D)	☑	☑	☑	☑	☐
Calibration ID:	-6	L M H	☐	☑ (E)	☑	☑	☑	☑	☐
Calibration ID:	-7	L M H	☑	☑ (F)	☑	☑	☑	☑	☐
Calibration ID:		L M H	☐	☐	☐	☐	☐	☐	☐
Calibration ID:		L M H	☐	☐	☐	☐	☐	☐	☐
Calibration ID:		L M H	☐	☐	☐	☐	☐	☐	☐

Full Mass Cal. Date: 12/27/17 am 2/26/18

Run Log Present: ☑

# of Samples per Sequence Checked: ☑

Instrument Blank Saved ☑ 180224M(1-4)

IIS Area Saved ☑ 180224M1

Reviewed By: JA - 02/26/2018
Initials/Date

Comments:

(A) PFDDA >130%.
(B) PFOSA, PFDS, PFTeDA, PFHxDA >130%. d7MePFOSE, d9EtFOSE >150%.
(C) 4:2 FTS, 6:2 FTS < 70%. PFHxDA >130%.
13C8 PFOSA, d5-EtFOSA, d7-MePFOSE, d9-EtFOSAA >150%. am 2/26/18
(D) PFDoA, PFTrDA, PFTeDA, PFHxDA >130%.
13C8 PFOSA, d3-MePFOSA, d5-EtFOSA, d7 MePFOSE, d9 EtFOSE >150%.
(E) PFDS, PFTrDA, PFHxDA >130%. 13C8PFOSA, d7MePFOSE, d9 EtFOSE >150%.
(F) EtFOSAA, PFDoA, PFTeDA, PFHxDA, PFODA >130%.
13C8 PFOSA, d7-MePFOSE, d9 EtFOSE >150%.

Vista Analytical Laboratory

Dataset: F:\Projects\PFAS.PRO\Results\180224M1\180224M1-3.qld

Last Altered: Monday, February 26, 2018 08:23:23 Pacific Standard Time
Printed: Monday, February 26, 2018 08:24:23 Pacific Standard Time

JA. 02/26/2018

Method: F:\Projects\PFAS.PRO\MethDB\PFAS_FULL_80C_022318.mdb 24 Feb 2018 16:07:30
Calibration: F:\Projects\PFAS.PRO\CurveDB\C18_VAL-PFAS_Q4_02-23-18-FULL.cdb 24 Feb 2018 15:27:24

Name: 180224M1_3, Date: 24-Feb-2018, Time: 12:44:48, ID: ST180224M1-1 PFC CS0 18B2314, Description: PFC CS0 18B2314

	#	Name	Trace	Area	IS Area	RRF	Pred.RT	RT	y Axis Resp.	Conc.	%Rec	Recovery Out
1	1	PFBA	213.0 > 168.8	1.00e3	1.21e4		1.46	1.52	1.03	0.924	92.4	NO
2	2	PFPeA	263.1 > 218.9	1.15e3	1.33e4		2.42	2.48	1.09	1.07	107.2	NO
3	3	PFBS	299.0 > 79.7	2.32e2	1.81e3		2.60	2.75	1.60	0.844	84.4	NO
4	4	4:2 FTS	327.2>307.2	2.18e2	1.81e3		3.00	3.15	1.51	0.897	89.7	NO
5	5	PFHxA	313.2 > 268.9	1.35e3	3.93e3		3.19	3.24	1.71	1.10	109.5	NO
6	6	PFPeS	349.1>80.1	2.47e2	1.81e3		3.39	3.44	1.70	0.783	78.3	NO
7	7	PFHpA	363.0 > 318.9	1.06e3	9.94e3		3.81	3.85	1.33	1.06	105.6	NO
8	8	L-PFHxS	398.9 > 79.6	1.93e2	1.29e3		4.17	3.99	1.87	1.06	106.1	NO
9	10	6:2 FTS	427.1 > 407	3.79e2	1.70e4		4.28	4.31	0.278	1.25	125.4	NO
10	11	L-PFOA	413 > 368.7	1.36e3	1.70e4		4.50	4.37	0.998	0.999	99.9	NO
11	13	PFHpS	449 > 80.0	2.97e2	1.70e4		4.44	4.47	0.218	1.00	100.2	NO
12	14	PFNA	463.0 > 418.8	1.47e3	1.21e4		4.76	4.80	1.52	1.16	115.8	NO
13	15	PFOSA	498.1 > 77.8	3.17e2	3.26e3		4.83	4.86	1.21	1.25	125.0	NO
14	16	L-PFOS	499 > 79.9	3.32e2	3.94e3		4.95	4.88	1.06	1.02	102.3	NO
15	18	PFDA	513 > 468.8	1.36e3	1.62e4		5.14	5.16	1.05	0.811	81.1	NO
16	19	8:2 FTS	527 > 506.9	3.98e2	1.70e4		5.12	5.14	0.292	1.06	106.3	NO
17	20	PFNS	549.1>80.1	2.63e2	3.94e3		5.08	5.22	0.837	0.930	93.0	NO
18	21	N-MeFOSAA	570.1 > 419	5.46e2	6.28e3		5.29	5.31	1.09	0.819	81.9	NO
19	22	N-EtFOSAA	584.2 > 419	4.37e2	6.08e3		5.45	5.47	0.897	0.935	93.5	NO
20	23	PFUdA	563.0 > 518.9	1.41e3	1.83e4		5.46	5.49	0.963	1.00	100.0	NO
21	24	PFDS	598.8 > 80	3.70e2	1.83e4		5.51	5.53	0.252	0.964	96.4	NO
22	25	PFDoA	612.9 > 569.0	1.47e3	1.71e4		5.74	5.76	1.08	0.818	81.8	NO
23	26	N-MeFOSA	512.1 > 168.9	7.15e2	2.01e4		5.84	5.84	5.32	4.88	97.5	NO
24	27	PFTrDA	662.9 > 618.9	1.89e3	1.71e4		5.98	6.01	1.39	0.918	91.8	NO
25	28	PFTeDA	712.9 > 668.8	1.35e3	6.80e3		6.20	6.22	2.49	1.10	109.9	NO
26	29	N-EtFOSA	526.1 > 168.9	1.01e3	3.09e4		6.22	6.23	4.88	5.06	101.2	NO
27	30	PFHxDA	813.1 > 768.6	6.08e2	4.41e3		6.51	6.53	0.690	1.09	108.5	NO
28	31	PFODA	913.1 > 868.8	5.29e2	4.41e3		6.74	6.75	0.600	0.919	91.9	NO
29	32	N-MeFOSE	616.1 > 58.9	7.47e2	1.77e4		6.31	6.35	6.32	6.08	121.6	NO
30	33	N-EtFOSE	630.1 > 58.9	9.70e2	2.08e4		6.45	6.49	6.99	5.73	114.5	NO
31	34	13C3-PFBA	216.1 > 171.8	1.21e4	1.35e4	0.892	1.46	1.52	11.2	12.6	100.6	NO

JA 2/26/18

Dataset: F:\Projects\PFAS.PRO\Results\180224M1\180224M1-3.qld

Last Altered: Monday, February 26, 2018 08:23:23 Pacific Standard Time
Printed: Monday, February 26, 2018 08:24:23 Pacific Standard Time

Name: 180224M1_3, Date: 24-Feb-2018, Time: 12:44:48, ID: ST180224M1-1 PFC CS0 18B2314, Description: PFC CS0 18B2314

	#	Name	Trace	Area	IS Area	RRF	Pred.RT	RT	y Axis Resp.	Conc.	%Rec	Recovery Out
32	35	13C3-PFPeA	266. > 221.8	1.33e4	1.38e4	0.919	2.42	2.48	12.0	13.1	104.6	NO
33	36	13C3-PFBS	302. > 98.8	1.81e3	1.38e4	0.116	2.69	2.75	1.64	14.2	113.2	NO
34	37	13C2-PFHxA	315 > 269.8	3.93e3	1.38e4	0.732	3.19	3.24	3.56	4.86	97.2	NO
35	38	13C4-PFHpA	367.2 > 321.8	9.94e3	1.38e4	0.717	3.81	3.85	9.01	12.6	100.6	NO
36	39	18O2-PFHxS	403.0 > 102.6	1.29e3	3.65e3	0.368	3.96	3.99	4.41	12.0	96.0	NO
37	40	13C2-PFOA	414.9 > 369.7	1.70e4	1.16e4	1.311	4.33	4.37	18.4	14.0	112.3	NO
38	41	13C5-PFNA	468.2 > 422.9	1.21e4	1.19e4	0.974	4.76	4.80	12.7	13.1	104.5	NO
39	42	13C8-PFOSA	506.1 > 77.7	3.26e3	1.84e4	0.187	4.83	4.86	2.22	11.8	94.7	NO
40	43	13C8-PFOS	507.0 > 79.9	3.94e3	3.11e3	1.075	4.84	4.88	15.8	14.7	117.6	NO
41	44	13C2-PFDA	515.1 > 469.9	1.62e4	1.67e4	1.019	5.14	5.16	12.1	11.9	95.3	NO
42	45	d3-N-MeFOSAA	573.3 > 419	6.28e3	1.84e4	0.325	5.29	5.31	4.27	13.1	105.1	NO
43	46	d5-N-EtFOSAA	589.3 > 419	6.08e3	1.84e4	0.345	5.45	5.47	4.14	12.0	96.0	NO
44	47	13C2-PFUdA	565 > 519.8	1.83e4	1.84e4	1.071	5.46	5.49	12.5	11.6	93.2	NO
45	48	13C2-PFDoA	615.0 > 569.7	1.71e4	1.84e4	0.995	5.74	5.76	11.6	11.7	93.5	NO
46	49	d3-N-MeFOSA	515.2 > 168.9	2.01e4	1.84e4	0.090	5.84	5.87	13.7	153	101.8	NO
47	50	13C2-PFTeDA	714.8 > 669.6	6.80e3	1.84e4	0.551	6.20	6.22	4.63	8.39	67.1	NO
48	51	d5-N-ETFOSA	531.1 > 168.9	3.09e4	1.84e4	0.127	6.22	6.24	21.0	166	110.3	NO
49	52	13C2-PFHxDA	815 > 769.7	4.41e3	1.84e4	0.752	6.51	6.53	3.00	3.99	79.8	NO
50	53	d7-N-MeFOSE	623.1 > 58.9	1.77e4	1.84e4	0.098	6.31	6.34	12.1	123	81.9	NO
51	54	d9-N-EtFOSE	639.2 > 58.8	2.08e4	1.84e4	0.086	6.45	6.48	14.2	164	109.3	NO
52	55	13C4-PFBA	217. > 171.8	1.35e4	1.35e4	1.000	1.46	1.52	12.5	12.5	100.0	NO
53	56	13C5-PFHxA	318 > 272.9	1.38e4	1.38e4	1.000	3.19	3.24	12.5	12.5	100.0	NO
54	57	13C3-PFHxS	401.9 > 79.9	3.65e3	3.65e3	1.000	3.96	4.00	12.5	12.5	100.0	NO
55	58	13C8-PFOA	421.3 > 376	1.16e4	1.16e4	1.000	4.33	4.37	12.5	12.5	100.0	NO
56	59	13C9-PFNA	472.2 > 426.9	1.19e4	1.19e4	1.000	4.70	4.79	12.5	12.5	100.0	NO
57	60	13C4-PFOS	503 > 79.9	3.11e3	3.11e3	1.000	4.84	4.88	12.5	12.5	100.0	NO
58	61	13C6-PFDA	519.1 > 473.7	1.67e4	1.67e4	1.000	5.14	5.16	12.5	12.5	100.0	NO
59	62	13C7-PFUdA	570.1 > 524.8	1.84e4	1.84e4	1.000	5.46	5.49	12.5	12.5	100.0	NO

Quantify Compound Summary Report **MassLynx MassLynx V4.1 SCN945 SCN960**
Vista Analytical Laboratory

Dataset: Untitled

Last Altered: Monday, February 26, 2018 10:44:51 Pacific Standard Time
Printed: Monday, February 26, 2018 10:45:23 Pacific Standard Time

Method: F:\Projects\PFAS.PRO\MethDB\PFAS_FULL_80C_022318.mdb 26 Feb 2018 09:30:45
Calibration: F:\Projects\PFAS.PRO\CurveDB\C18_VAL-PFAS_Q4_02-23-18-FULL.cdb 24 Feb 2018 15:27:24

Compound name: PFBA

	Name	ID	Acq.Date	Acq.Time
1	180224M1_3	ST180224M1-1 PFC CS0 18B2314	24-Feb-18	12:44:48
2	180224M1_4	IPA	24-Feb-18	12:56:18
3	180224M1_5	1800306-01 REEPDW164FRB 0.12054	24-Feb-18	13:07:48
4	180224M1_6	1800306-02 REEPDW165FRB 0.11619	24-Feb-18	13:19:12
5	180224M1_7	1800306-03 REEPDW166FRB 0.11151	24-Feb-18	13:30:38
6	180224M1_8	1800306-04 REEPDW167FRB 0.1185	24-Feb-18	13:42:05
7	180224M1_9	1800306-05 REEPDW168FRB 0.11959	24-Feb-18	13:53:35
8	180224M1_10	1800306-06 REEPDW169FRB 0.11933	24-Feb-18	14:08:23
9	180224M1_11	1800306-07 REEPDW170FRB 0.11818	24-Feb-18	14:19:45
10	180224M1_12	1800306-08 REEPDW171FRB 0.12105	24-Feb-18	14:31:12
11	180224M1_13	1800306-09 REEPDW172FRB 0.12044	24-Feb-18	14:42:39
12	180224M1_14	1800306-10 REEPDW173FRB 0.11418	24-Feb-18	14:54:06
13	180224M1_15	B8B0132-BS1 OPR 0.125	24-Feb-18	15:05:36
14	180224M1_16	B8B0132-BLK1 Method Blank 0.125	24-Feb-18	15:17:06
15	180224M1_17	B8B0132-MS1 Matrix Spike 0.11558	24-Feb-18	15:28:33
16	180224M1_18	B8B0132-MSD1 Matrix Spike Dup 0.12417	24-Feb-18	15:40:03
17	180224M1_19	1800342-01 WI-AF-29-MW-4-0218 0.12269	24-Feb-18	15:51:30
18	180224M1_20	1800342-02 WI-AF-29-MW-4P-0218 0.11686	24-Feb-18	16:02:56
19	180224M1_21	1800342-03 WI-AF-FB01-021318 0.12659	24-Feb-18	16:14:23
20	180224M1_22	1800342-04 WI-AF-EB01-021318 0.12366	24-Feb-18	16:25:50
21	180224M1_23	1800342-05 WI-AF-EB03-021318 0.12695	24-Feb-18	16:37:20
22	180224M1_24	IPA	24-Feb-18	16:48:47
23	180224M1_25	ST180224M1-2 PFC CS3 18B2317	24-Feb-18	17:00:17
24	180224M1_26	IPA	24-Feb-18	17:11:46
25	180224M1_27	1800342-06 WI-AF-EB04-021318 0.12464	24-Feb-18	17:23:18
26	180224M1_28	1800342-07 WI-AF-MW-N2-9-0218 0.11882	24-Feb-18	17:34:42
27	180224M1_29	1800342-08 WI-AF-MW-N2-9P-0218 0.11893	24-Feb-18	17:46:09
28	180224M1_30	1800342-09 WI-AF-FB01-021518 0.11547	24-Feb-18	17:57:36
29	180224M1_31	1800342-10 WI-AF-MW-N2-7S-0218 0.124	24-Feb-18	18:09:03
30	180224M1_32	1800342-11 WI-AF-MW-N2-3-0218 0.11817	24-Feb-18	18:20:32
31	180224M1_33	1800342-12 WI-AF-EB01-021618 0.11885	24-Feb-18	18:31:59

Vista Analytical Laboratory

Dataset: Untitled

Last Altered: Monday, February 26, 2018 10:44:51 Pacific Standard Time
Printed: Monday, February 26, 2018 10:45:23 Pacific Standard Time

Compound name: PFBA

	Name	ID	Acq.Date	Acq.Time
32	180224M1_34	1800342-13 WI-AF-MW-N2-8-0218 0.12041	24-Feb-18	18:43:26
33	180224M1_35	1800342-14 WI-AF-MW-201-0218 0.11911	24-Feb-18	18:54:56
34	180224M1_36	1800342-15 WI-AF-FB01-021718 0.11145	24-Feb-18	19:06:22
35	180224M1_37	1800342-16 WI-AF-4-MW-3-0218 0.11068	24-Feb-18	19:17:49
36	180224M1_38	1800342-17 WI-AF-EB01-021718 0.12581	24-Feb-18	19:29:18
37	180224M1_39	1800342-18 WI-AF-N2-6C-0218 0.11624	24-Feb-18	19:40:47
38	180224M1_40	1800342-19 WI-AF-FB01-021818 0.11386	24-Feb-18	19:52:16
39	180224M1_41	B8B0115-BS1 OPR 0.125	24-Feb-18	20:03:46
40	180224M1_42	B8B0115-BLK1 Method Blank 0.125	24-Feb-18	20:15:13
41	180224M1_43	B8B0115-MS1 Matrix Spike 0.1206	24-Feb-18	20:26:43
42	180224M1_44	B8B0115-MSD1 Matrix Spike Dup 0.12027	24-Feb-18	20:38:12
43	180224M1_45	1800312-01 REEPDW174 0.12357	24-Feb-18	20:49:40
44	180224M1_46	1800312-02 REEPDW175 0.12536	24-Feb-18	21:01:07
45	180224M1_47	IPA	24-Feb-18	21:12:37
46	180224M1_48	ST180224M1-3 PFC CS3 18B2317	24-Feb-18	21:24:04
47	180224M1_49	IPA	24-Feb-18	21:35:34
48	180224M1_50	1800312-03 REEPDW176 0.12182	24-Feb-18	21:47:04
49	180224M1_51	1800312-04 REEPDW177 0.11976	24-Feb-18	21:58:28
50	180224M1_52	1800312-05 REEPDW179 0.12055	24-Feb-18	22:09:55
51	180224M1_53	1800312-06 REEPDW178 0.12456	24-Feb-18	22:21:22
52	180224M1_54	1800312-07 REEPDW180 0.11918	24-Feb-18	22:32:52
53	180224M1_55	1800312-08 REEPDW517 0.12276	24-Feb-18	22:44:21
54	180224M1_56	1800313-01 REEPDW174FRB 0.12579	24-Feb-18	22:55:48
55	180224M1_57	1800313-02 REEPDW175FRB 0.12099	24-Feb-18	23:07:15
56	180224M1_58	1800313-03 REEPDW176FRB 0.12295	24-Feb-18	23:18:42
57	180224M1_59	1800313-04 REEPDW177FRB 0.12439	24-Feb-18	23:30:09
58	180224M1_60	1800313-05 REEPDW179FRB 0.12378	24-Feb-18	23:41:35
59	180224M1_61	1800313-06 REEPDW178FRB 0.12129	24-Feb-18	23:53:05
60	180224M1_62	1800313-07 REEPDW180FRB 0.12115	25-Feb-18	00:04:36
61	180224M1_63	1800318-01 REEPDW181 0.12681	25-Feb-18	00:16:03
62	180224M1_64	1800318-02 REEPDW182 0.11511	25-Feb-18	00:27:32
63	180224M1_65	IPA	25-Feb-18	00:39:02
64	180224M1_66	ST180224M1-4 PFC CS0 18B2314	25-Feb-18	00:50:29
65	180224M1_67	IPA	25-Feb-18	01:01:59

Vista Analytical Laboratory

Dataset: Untitled

Last Altered: Monday, February 26, 2018 10:44:51 Pacific Standard Time
Printed: Monday, February 26, 2018 10:45:23 Pacific Standard Time

Compound name: PFBA

	Name	ID	Acq.Date	Acq.Time
66	180224M1_68	1800318-03 REEPDW183 0.1239	25-Feb-18	01:13:29
67	180224M1_69	1800318-04 REEPDW184 0.11402	25-Feb-18	01:24:58
68	180224M1_70	1800318-05 REEPDW185 0.12148	25-Feb-18	01:36:24
69	180224M1_71	B8B0096-BS1 OPR 0.125	25-Feb-18	01:47:55
70	180224M1_72	B8B0096-BLK1 Method Blank 0.125	25-Feb-18	01:59:24
71	180224M1_73	B8B0096-MS1 Matrix Spike 0.11568	25-Feb-18	02:10:53
72	180224M1_74	B8B0096-MSD1 Matrix Spike Dup 0.1188	25-Feb-18	02:22:22
73	180224M1_75	1800298-01 REEPDW155 0.11708	25-Feb-18	02:33:49
74	180224M1_76	1800298-02 REEPDW156 0.11596	25-Feb-18	02:45:16
75	180224M1_77	1800298-03 REEPDW157 0.12015	25-Feb-18	02:56:46
76	180224M1_78	1800298-04 REEPDW158 0.1178	25-Feb-18	03:08:15
77	180224M1_79	1800298-05 REEPDW159 0.11737	25-Feb-18	03:19:44
78	180224M1_80	1800299-01 REEPDW155FRB 0.11474	25-Feb-18	03:31:04
79	180224M1_81	1800299-02 REEPDW156FRB 0.1178	25-Feb-18	03:42:32
80	180224M1_82	1800299-03 REEPDW157FRB 0.11643	25-Feb-18	03:54:01
81	180224M1_83	1800299-04 REEPDW158FRB 0.11892	25-Feb-18	04:05:31
82	180224M1_84	1800299-05 REEPDW159FRB 0.11693	25-Feb-18	04:17:00
83	180224M1_85	1800301-01 REEPDW160 0.11595	25-Feb-18	04:28:26
84	180224M1_86	1800301-02 REEPDW515 0.11695	25-Feb-18	04:39:56
85	180224M1_87	IPA	25-Feb-18	04:51:25
86	180224M1_88	ST180224M1-5 PFC CS3 18B2317	25-Feb-18	05:02:52
87	180224M1_89	IPA	25-Feb-18	05:14:21
88	180224M1_90	1800301-03 REEPDW161 0.11505	25-Feb-18	05:25:51
89	180224M1_91	1800301-04 REEPDW162 0.11664	25-Feb-18	05:37:21
90	180224M1_92	1800301-05 REEPDW163 0.11483	25-Feb-18	05:48:48
91	180224M1_93	1800302-01 REEPDW160FRB 0.11761	25-Feb-18	06:00:15
92	180224M1_94	1800302-02 REEPDW161FRB 0.1172	25-Feb-18	06:11:42
93	180224M1_95	1800302-03 REEPDW162FRB 0.11535	25-Feb-18	06:23:09
94	180224M1_96	1800302-04 REEPDW163FRB 0.11575	25-Feb-18	06:34:35
95	180224M1_97	B8B0111-BS1 OPR 0.125	25-Feb-18	06:46:02
96	180224M1_98	B8B0111-BLK1 Method Blank 0.125	25-Feb-18	06:57:33
97	180224M1_99	B8B0111-MS1 Matrix Spike 0.11922	25-Feb-18	07:09:00
98	180224M1_100	B8B0111-MSD1 Matrix Spike Dup 0.1198	25-Feb-18	07:20:29
99	180224M1_101	1800308-01 OF-RW55-0218 0.11519	25-Feb-18	07:31:56

Vista Analytical Laboratory

Dataset: Untitled

Last Altered: Monday, February 26, 2018 10:44:51 Pacific Standard Time
Printed: Monday, February 26, 2018 10:45:23 Pacific Standard Time

Compound name: PFBA

	Name	ID	Acq.Date	Acq.Time
100	180224M1_102	1800308-02 OF-RW55P-0218 0.11586	25-Feb-18	07:43:23
101	180224M1_103	1800308-03 OF-FB55-0218 0.11289	25-Feb-18	07:54:50
102	180224M1_104	1800308-04 OF-RW56-0218 0.11816	25-Feb-18	08:06:17
103	180224M1_105	1800308-05 OF-FB56-0218 0.11044	25-Feb-18	08:17:47
104	180224M1_106	1800308-06 OF-RW53-0218 0.11594	25-Feb-18	08:29:15
105	180224M1_107	1800308-07 OF-FB53-0218 0.11932	25-Feb-18	08:40:42
106	180224M1_108	1800308-08 OF-RW68-0218 0.11919	25-Feb-18	08:52:09
107	180224M1_109	1800308-09 OF-FB68-0218 0.11842	25-Feb-18	09:03:36
108	180224M1_110	1800308-10 OF-RW54-0218 0.07054	25-Feb-18	09:15:05
109	180224M1_111	1800308-11 OF-FB54-0218 0.11801	25-Feb-18	09:26:31
110	180224M1_112	1800308-12 OF-RW69-0218 0.11701	25-Feb-18	09:38:01
111	180224M1_113	1800308-13 OF-FB69-0218 0.1193	25-Feb-18	09:49:31
112	180224M1_114	IPA	25-Feb-18	10:00:58
113	180224M1_115	ST180224M1-6 PFC CS3 18B2317	25-Feb-18	10:12:28
114	180224M1_116	IPA	25-Feb-18	10:23:57
115	180224M1_117	1800308-14 OF-RW30-0218 0.11538	25-Feb-18	10:35:23
116	180224M1_118	1800308-15 OF-FB30-0218 0.12036	25-Feb-18	10:46:50
117	180224M1_119	1800308-16 OF-RW24-0218 0.11552	25-Feb-18	10:58:17
118	180224M1_120	1800308-17 OF-FB24-0218 0.11631	25-Feb-18	11:09:44
119	180224M1_121	1800308-18 OF-RW46-0218 0.11424	25-Feb-18	11:21:14
120	180224M1_122	1800308-19 OF-FB46-0218 0.11839	25-Feb-18	11:32:44
121	180224M1_123	IPA	25-Feb-18	11:44:14
122	180224M1_124	ST180224M1-7 PFC CS3 18B2317	25-Feb-18	11:55:44
123	180224M1_125	IPA	25-Feb-18	12:07:13

Vista Analytical Laboratory

Dataset: F:\Projects\PFAS.PRO\Results\180224M1\180224M1-3.qld

Last Altered: Monday, February 26, 2018 08:23:23 Pacific Standard Time
Printed: Monday, February 26, 2018 08:24:23 Pacific Standard Time

Method: F:\Projects\PFAS.PRO\MethDB\PFAS_FULL_80C_022318.mdb 24 Feb 2018 16:07:30
Calibration: F:\Projects\PFAS.PRO\CurveDB\C18_VAL-PFAS_Q4_02-23-18-FULL.cdb 24 Feb 2018 15:27:24

Name: 180224M1_3, Date: 24-Feb-2018, Time: 12:44:48, ID: ST180224M1-1 PFC CS0 18B2314, Description: PFC CS0 18B2314

PFBA

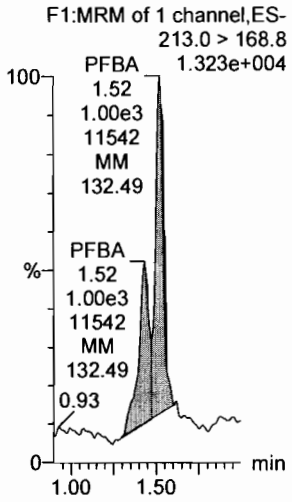

PFPeA

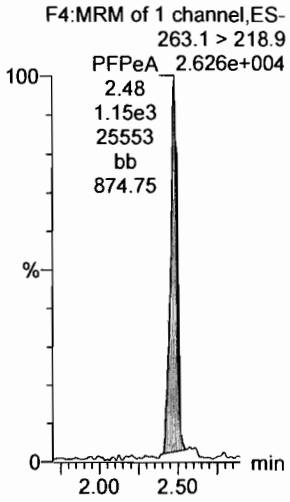

PFBS

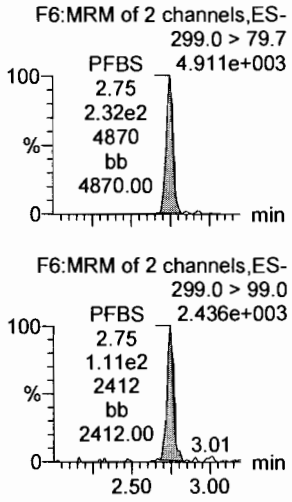

4:2 FTS

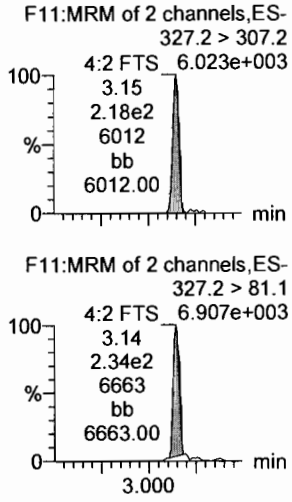

PFHxA

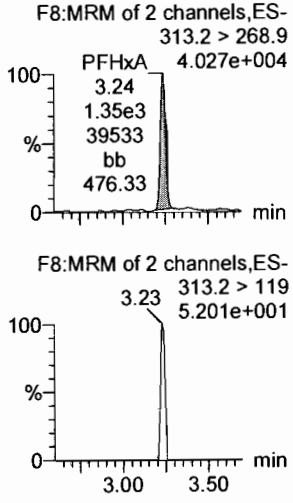

PFPeS

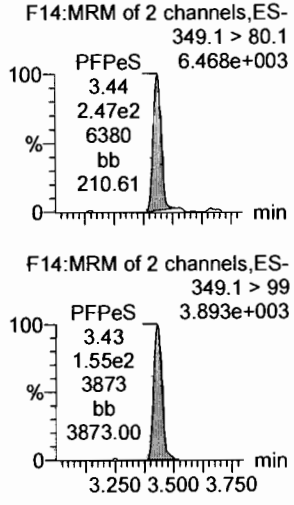

13C3-PFBA

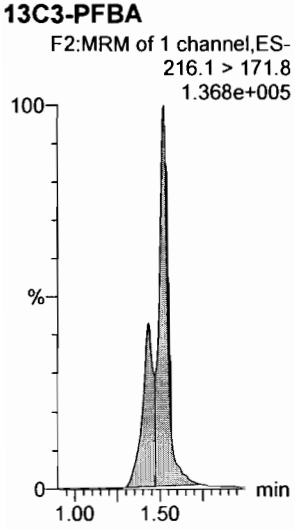

13C3-PFPeA

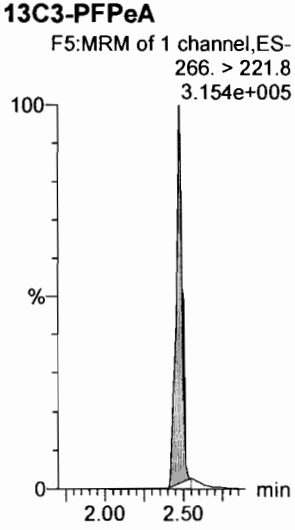

13C3-PFBS

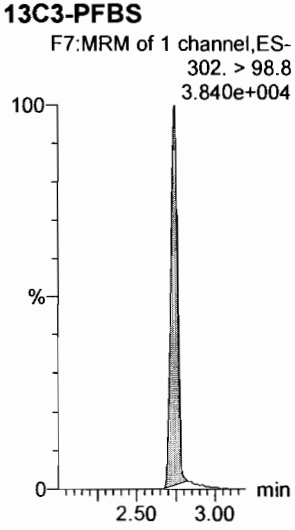

13C3-PFBS

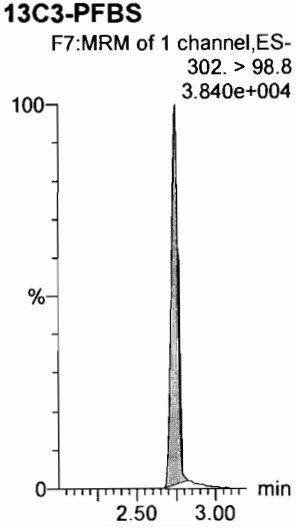

13C2-PFHxA

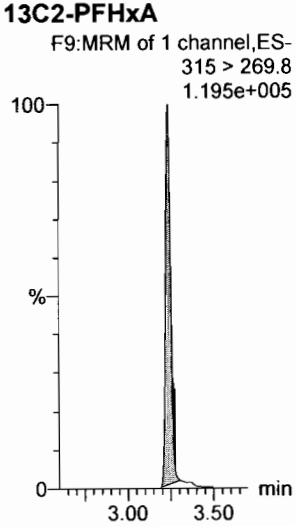

13C3-PFBS

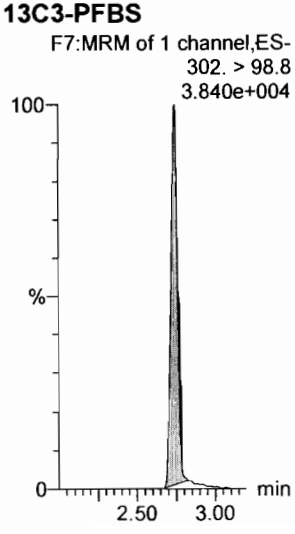

Dataset: F:\Projects\PFAS.PRO\Results\180224M1\180224M1-3.qld

Last Altered: Monday, February 26, 2018 08:23:23 Pacific Standard Time
Printed: Monday, February 26, 2018 08:24:23 Pacific Standard Time

Name: 180224M1_3, Date: 24-Feb-2018, Time: 12:44:48, ID: ST180224M1-1 PFC CS0 18B2314, Description: PFC CS0 18B2314

6:2 FTS

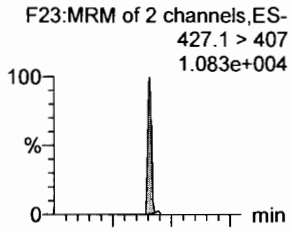

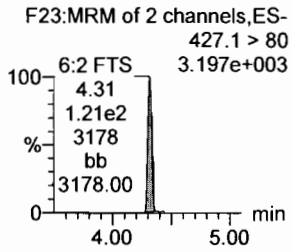

PFHpA

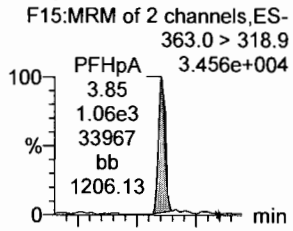

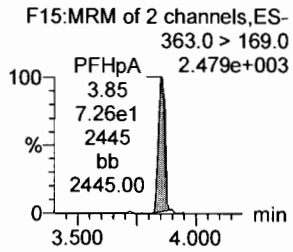

L-PFHxS

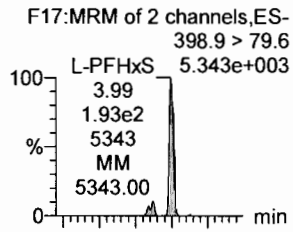

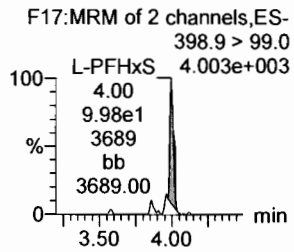

L-PFOA

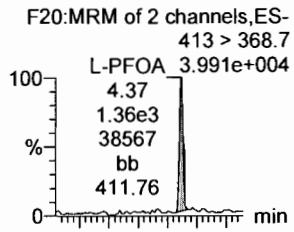

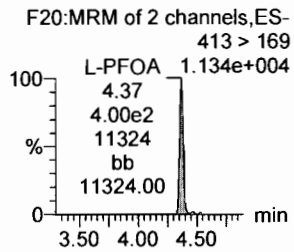

PFHpS

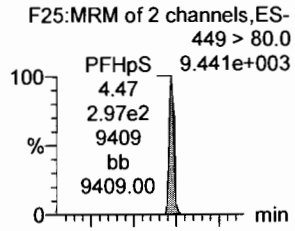

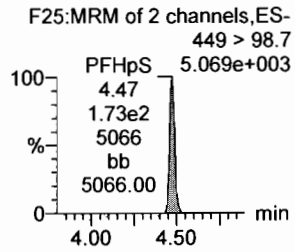

PFNA

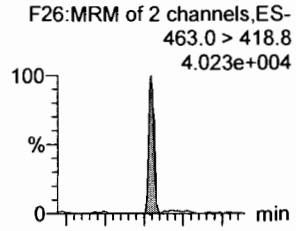

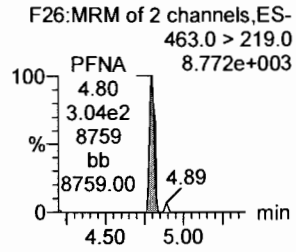

18O2-PFHxS

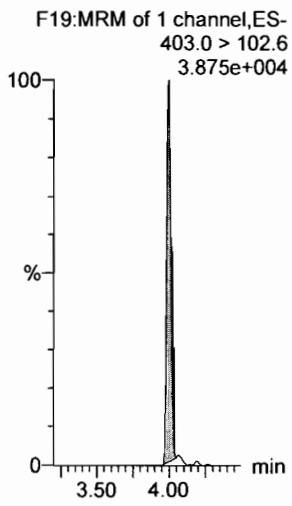

13C4-PFHpA

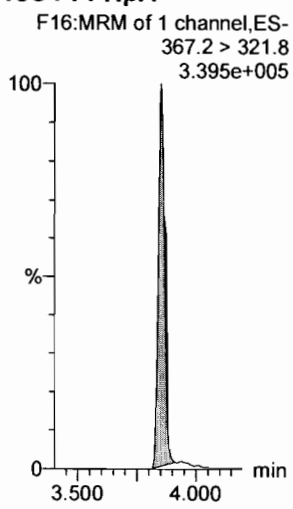

13C2-PFOA

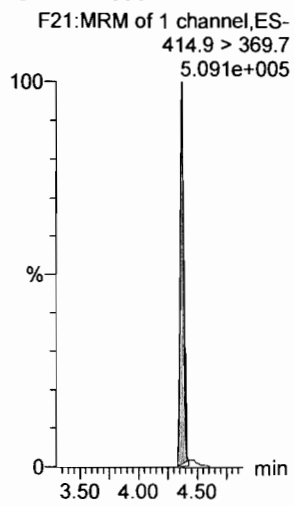

13C2-PFOA



13C2-PFOA

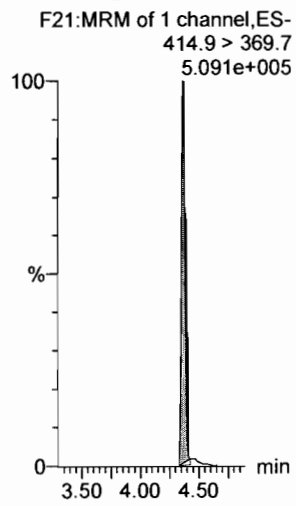

13C5-PFNA

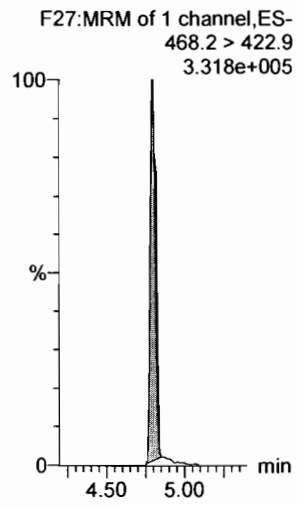

Dataset: F:\Projects\PFAS.PRO\Results\180224M1\180224M1-3.qld

Last Altered: Monday, February 26, 2018 08:23:23 Pacific Standard Time
Printed: Monday, February 26, 2018 08:24:23 Pacific Standard Time

Name: 180224M1_3, Date: 24-Feb-2018, Time: 12:44:48, ID: ST180224M1-1 PFC CS0 18B2314, Description: PFC CS0 18B2314

PFOSA

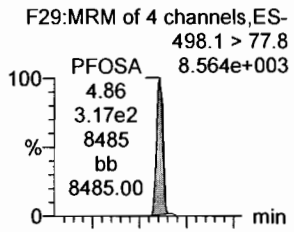

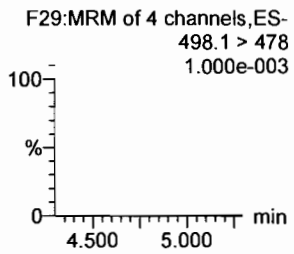

L-PFOS

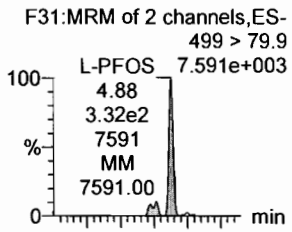

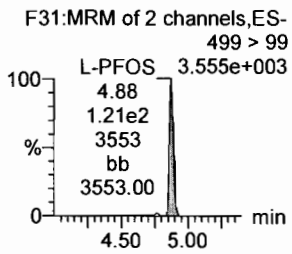

PFDA

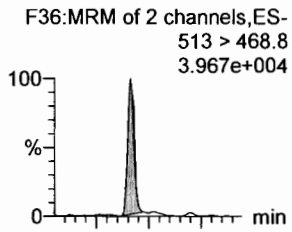

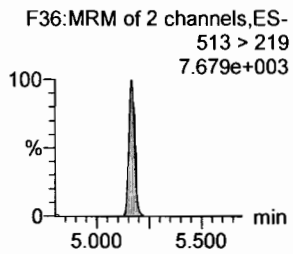

8:2 FTS

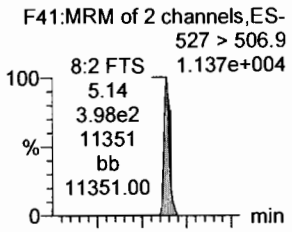

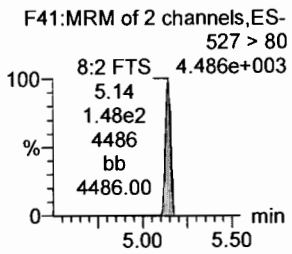

PFNS

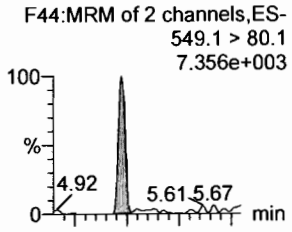

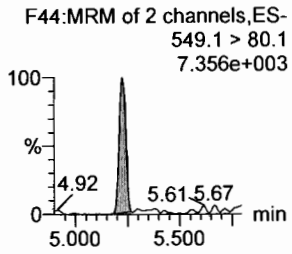

N-MeFOSAA

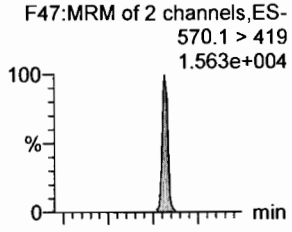

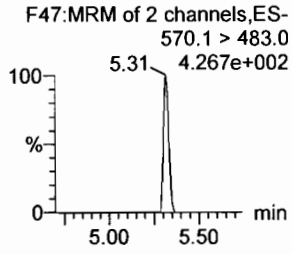

13C8-PFOSA

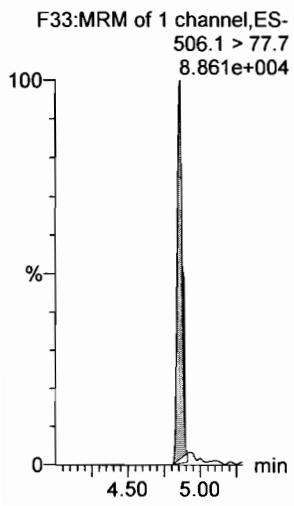

13C8-PFOS

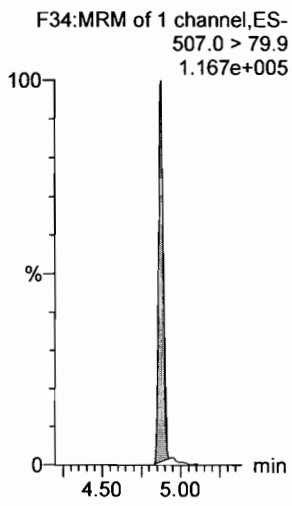

13C2-PFDA

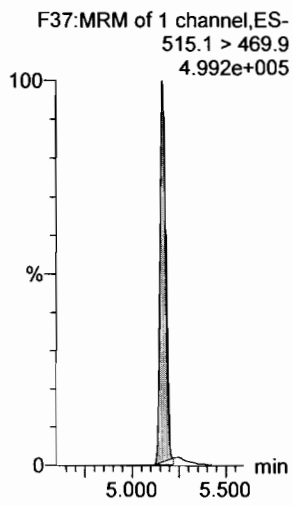

13C2-PFOA

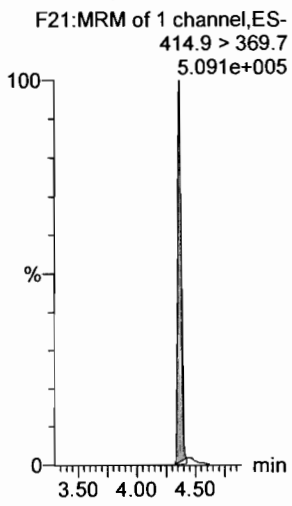

13C2-PFOA

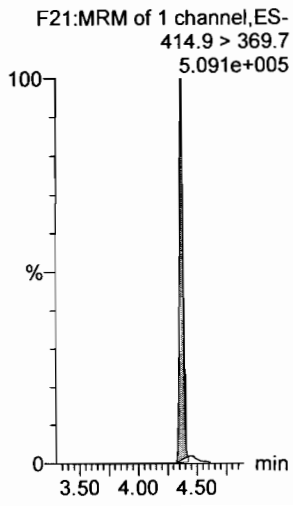

d3-N-MeFOSAA

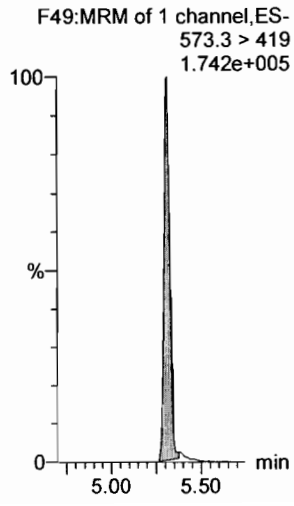

Dataset: F:\Projects\PFAS.PRO\Results\180224M1\180224M1-3.qld

Last Altered: Monday, February 26, 2018 08:23:23 Pacific Standard Time
Printed: Monday, February 26, 2018 08:24:23 Pacific Standard Time

Name: 180224M1_3, Date: 24-Feb-2018, Time: 12:44:48, ID: ST180224M1-1 PFC CS0 18B2314, Description: PFC CS0 18B2314

N-EtFOSAA

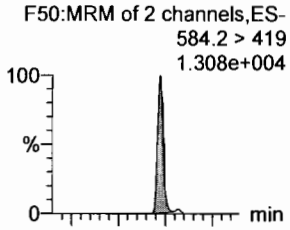

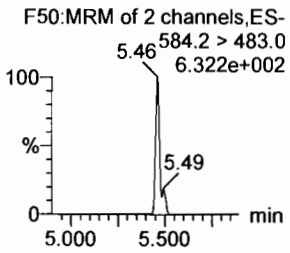

PFDoA

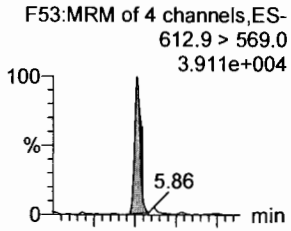

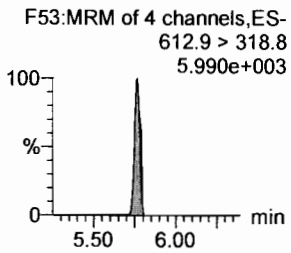

PFDS

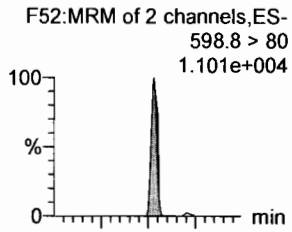

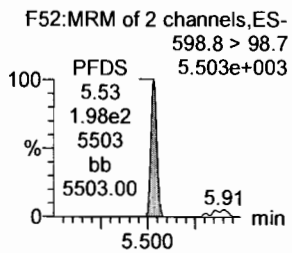

PFUdA

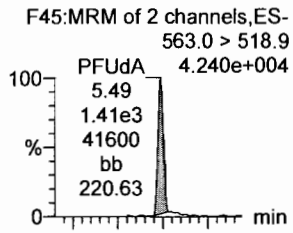

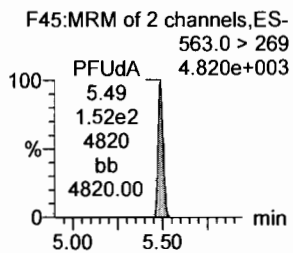

N-MeFOSA

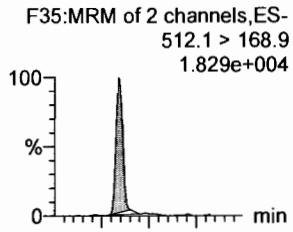

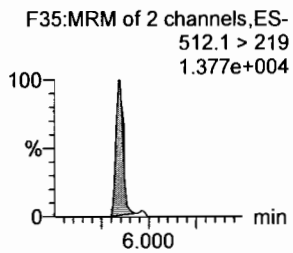

PFTrDA

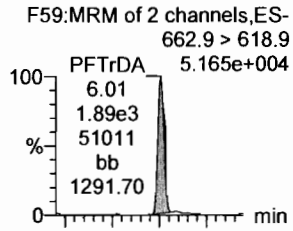

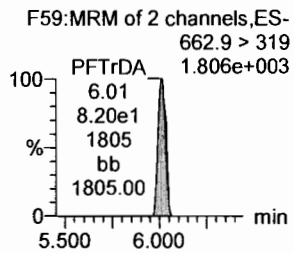

d5-N-EtFOSAA

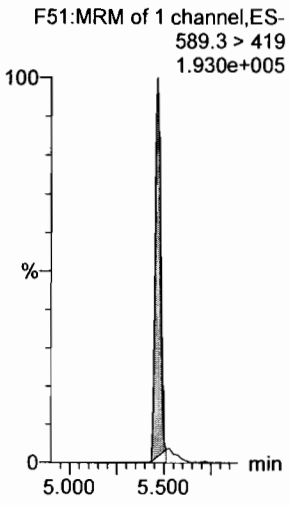

13C2-PFDoA

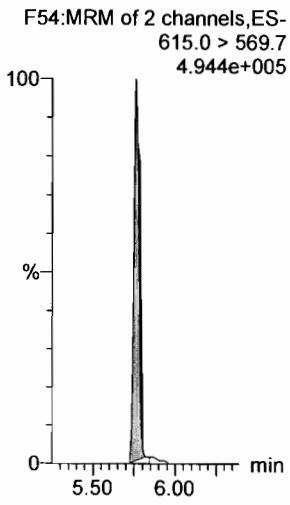

13C2-PFUdA

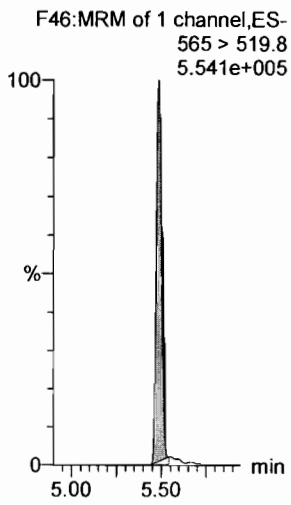

13C2-PFUdA

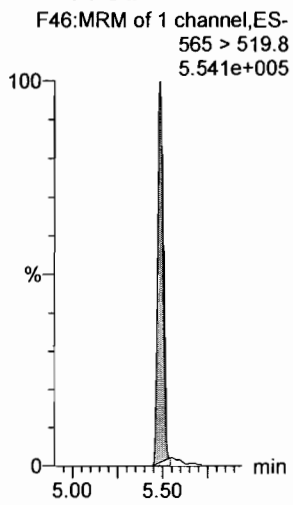

d3-N-MeFOSA

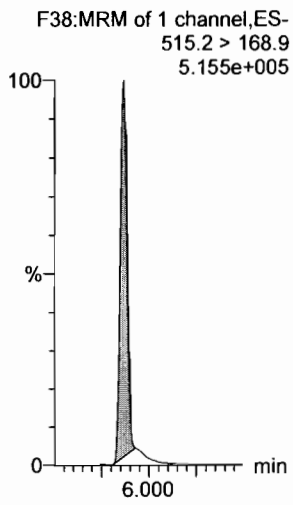

13C2-PFDoA

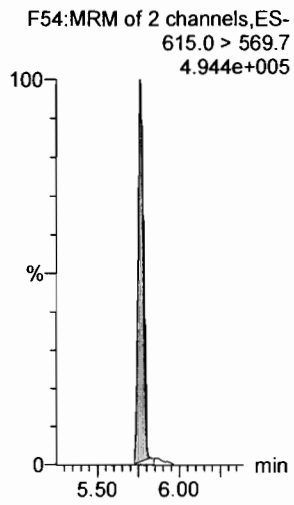

Dataset: F:\Projects\PFAS.PRO\Results\180224M1\180224M1-3.qld

Last Altered: Monday, February 26, 2018 08:23:23 Pacific Standard Time
Printed: Monday, February 26, 2018 08:24:23 Pacific Standard Time

Name: 180224M1_3, Date: 24-Feb-2018, Time: 12:44:48, ID: ST180224M1-1 PFC CS0 18B2314, Description: PFC CS0 18B2314

PFTeDA

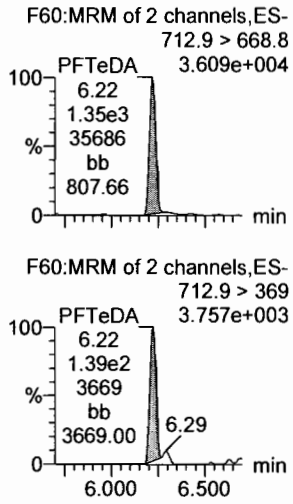

N-EtFOSA

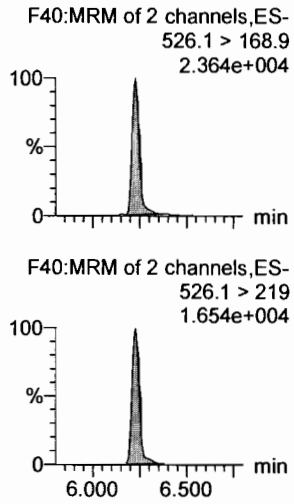

PFHxDA

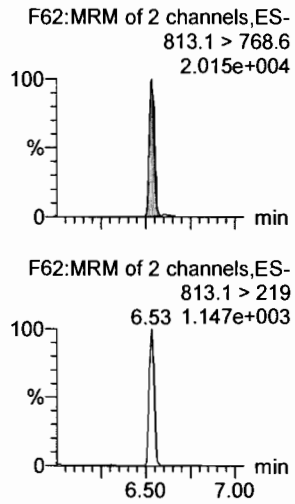

PFODA

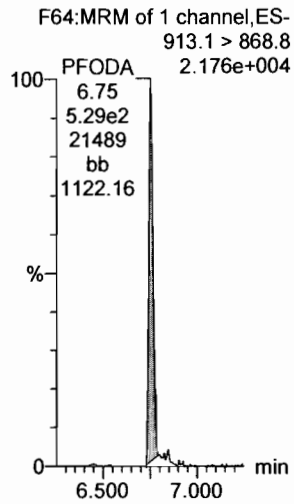

N-MeFOSE

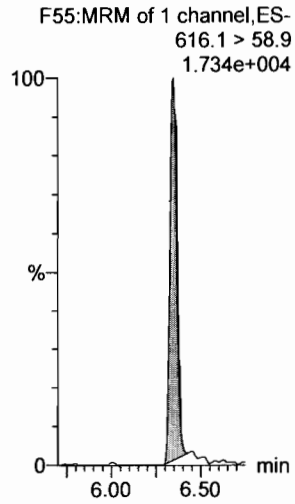

N-EtFOSE

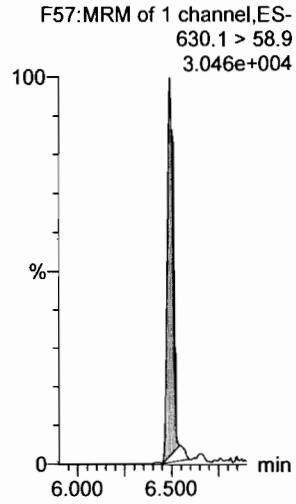

13C2-PFTeDA

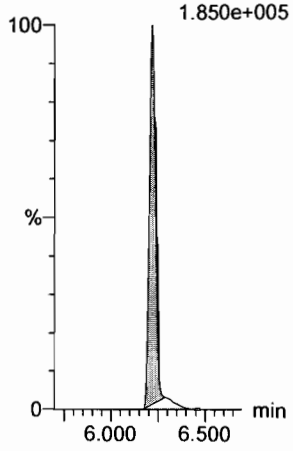

d5-N-ETFOSA

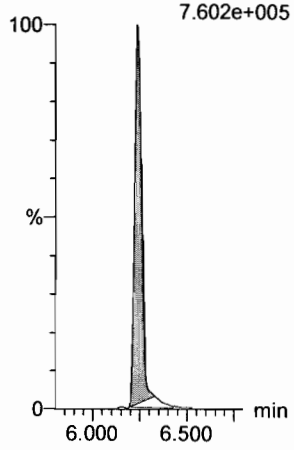

13C2-PFHxDA

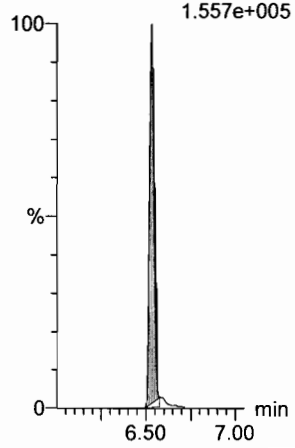

13C2-PFHxDA



d7-N-MeFOSE

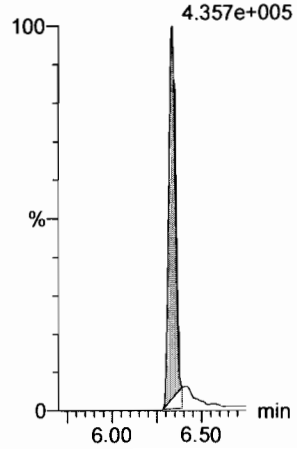

d9-N-EtFOSE

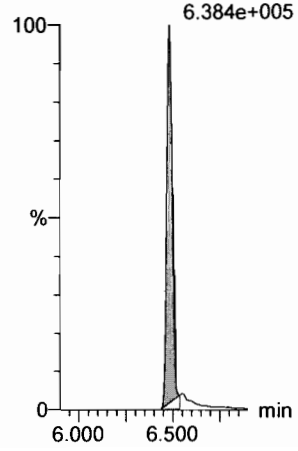

Dataset: F:\Projects\PFAS.PRO\Results\180224M1\180224M1-3.qld

Last Altered: Monday, February 26, 2018 08:23:23 Pacific Standard Time
Printed: Monday, February 26, 2018 08:24:23 Pacific Standard Time

Name: 180224M1_3, Date: 24-Feb-2018, Time: 12:44:48, ID: ST180224M1-1 PFC CS0 18B2314, Description: PFC CS0 18B2314

13C4-PFBA

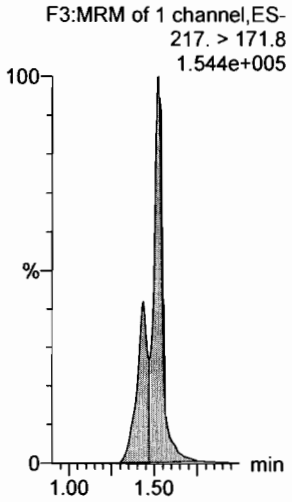

13C5-PFHxA

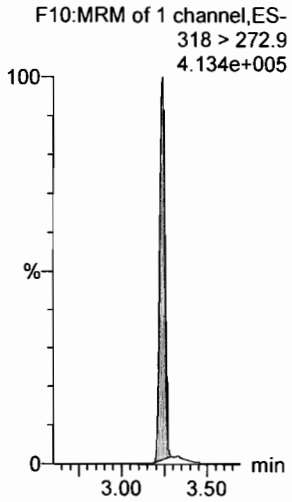

13C3-PFHxS

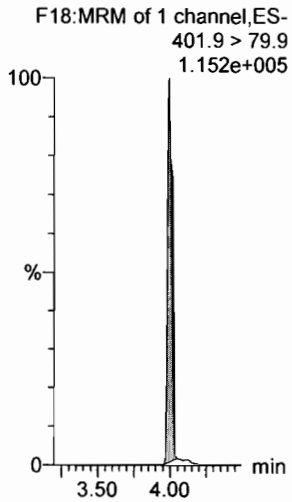

13C8-PFOA

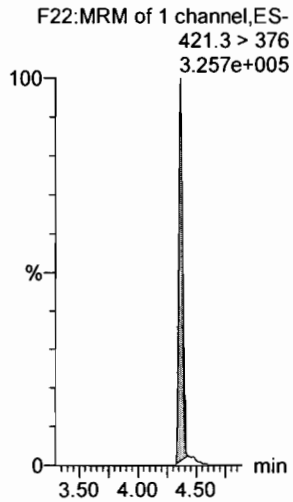

13C9-PFNA

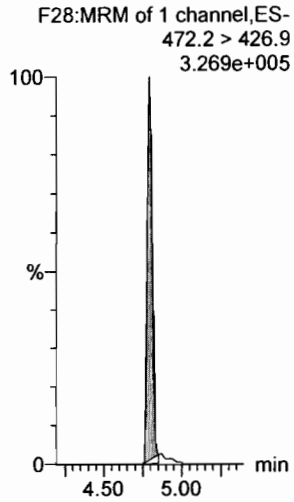

13C4-PFOS

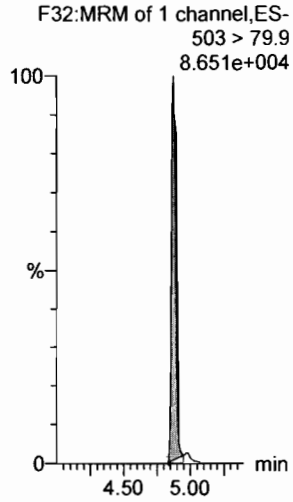

13C6-PFDA

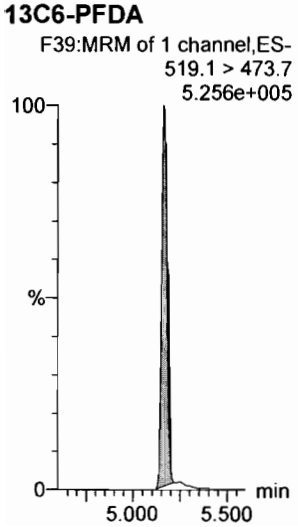

13C7-PFUdA

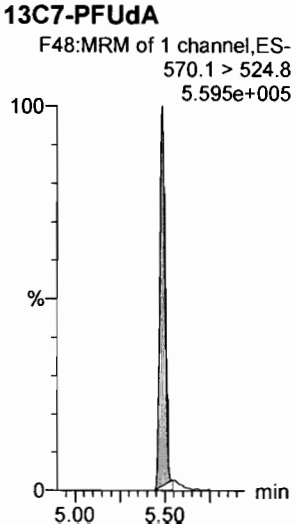

Vista Analytical Laboratory

Dataset: F:\Projects\PFAS.PRO\Results\180224M1\180224M1-25.qld

Last Altered: Monday, February 26, 2018 09:34:56 Pacific Standard Time
Printed: Monday, February 26, 2018 09:35:02 Pacific Standard Time

JA 02/26/2018

Method: F:\Projects\PFAS.PRO\MethDB\PFAS_FULL_80C_022318.mdb 24 Feb 2018 16:07:30
Calibration: F:\Projects\PFAS.PRO\CurveDB\C18_VAL-PFAS_Q4_02-23-18-FULL.cdb 24 Feb 2018 15:27:24

(A) Above limit criteria

Name: 180224M1_25, Date: 24-Feb-2018, Time: 17:00:17, ID: ST180224M1-2 PFC CS3 18B2317, Description: PFC CS3 18B2317

	#	Name	Trace	Area	IS Area	RRF	Pred.RT	RT	y Axis Resp.	Conc.	%Rec	Recovery Out
1	1	PFBA	213.0 > 168.8	1.10e4	1.23e4		1.46	1.51	11.2	9.64	96.4	NO
2	2	PFPeA	263.1 > 218.9	1.12e4	1.37e4		2.42	2.46	10.2	10.1	101.2	NO
3	3	PFBS	299.0 > 79.7	2.40e3	1.86e3		2.60	2.73	16.1	8.68	86.8	NO
4	4	4:2 FTS	327.2>307.2	1.98e3	1.86e3		3.00	3.13	13.3	9.12	91.2	NO
5	5	PFHxA	313.2 > 268.9	1.31e4	4.11e3		3.19	3.22	15.9	10.5	105.3	NO
6	6	PFPeS	349.1>80.1	2.83e3	1.86e3		3.39	3.42	19.0	10.1	101.4	NO
7	7	PFHpA	363.0 > 318.9	1.08e4	8.73e3		3.81	3.84	15.5	11.8	118.4	NO
8	8	L-PFHxS	398.9 > 79.6	2.06e3	1.19e3		4.17	3.98	21.7	11.8	118.0	NO
9	10	6:2 FTS	427.1 > 407	2.16e3	1.54e4		4.28	4.30	1.75	7.69	76.9	NO
10	11	L-PFOA	413 > 368.7	1.35e4	1.54e4		4.50	4.35	10.9	11.0	110.1	NO
11	13	PFHpS	449 > 80.0	2.85e3	1.54e4		4.44	4.46	2.31	10.7	106.7	NO
12	14	PFNA	463.0 > 418.8	1.38e4	1.16e4		4.76	4.78	14.8	11.8	118.2	NO
13	15	PFOSA	498.1 > 77.8	3.31e3	3.19e3		4.83	4.84	13.0	12.7	127.2	NO
14	16	L-PFOS	499 > 79.9	3.25e3	3.43e3		4.95	4.86	11.9	10.9	109.1	NO
15	18	PFDA	513 > 468.8	1.64e4	1.36e4		5.14	5.15	15.1	11.6	115.7	NO
16	19	8:2 FTS	527 > 506.9	3.02e3	1.54e4		5.12	5.12	2.45	9.06	90.6	NO
17	20	PFNS	549.1>80.1	2.47e3	3.43e3		5.08	5.21	9.01	9.75	97.5	NO
18	21	N-MeFOSAA	570.1 > 419	7.32e3	5.89e3		5.29	5.30	15.5	10.7	107.2	NO
19	22	N-EtFOSAA	584.2 > 419	5.51e3	6.44e3		5.45	5.46	10.7	10.4	104.1	NO
20	23	PFUdA	563.0 > 518.9	1.30e4	1.54e4		5.46	5.47	10.6	10.6	106.3	NO
21	24	PFDS	598.8 > 80	3.55e3	1.54e4		5.51	5.52	2.88	12.5	125.0	NO
22	25	PFDoA	612.9 > 569.0	1.62e4	1.57e4		5.74	5.75	12.9	10.5	104.7	NO
23	26	N-MeFOSA	512.1 > 168.9	7.55e3	1.98e4		5.84	5.84	57.2	58.1	116.1	NO
24	27	PFTrDA	662.9 > 618.9	1.76e4	1.57e4		5.98	5.99	14.0	10.6	106.1	NO
25	28	PFTeDA	712.9 > 668.8	1.20e4	6.99e3		6.20	6.21	21.4	11.1	110.6	NO
26	29	N-EtFOSA	526.1 > 168.9	9.58e3	3.06e4		6.22	6.22	46.9	49.3	98.6	NO
27	30	PFHxDA	813.1 > 768.6	4.69e3	3.99e3		6.51	6.52	5.88	11.8	118.3	NO
28	31	PFODA	913.1 > 868.8	6.77e3	3.99e3		6.74	6.75	8.49	13.6	136.2	YES (A)
29	32	N-MeFOSE	616.1 > 58.9	9.06e3	2.18e4		6.31	6.34	62.3	56.4	112.9	NO
30	33	N-EtFOSE	630.1 > 58.9	8.49e3	2.44e4		6.45	6.49	52.2	42.2	84.4	NO
31	34	13C3-PFBA	216.1 > 171.8	1.23e4	1.34e4	0.892	1.46	1.51	11.5	12.9	102.8	NO

JM 2/26/18

Vista Analytical Laboratory

Dataset: F:\Projects\PFAS.PRO\Results\180224M1\180224M1-25.qld

Last Altered: Monday, February 26, 2018 09:34:56 Pacific Standard Time
Printed: Monday, February 26, 2018 09:35:02 Pacific Standard Time

Name: 180224M1_25, Date: 24-Feb-2018, Time: 17:00:17, ID: ST180224M1-2 PFC CS3 18B2317, Description: PFC CS3 18B2317

	#	Name	Trace	Area	IS Area	RRF	Pred.RT	RT	y Axis Resp.	Conc.	%Rec	Recovery Out
32	35	13C3-PFPeA	266. > 221.8	1.37e4	1.47e4	0.919	2.42	2.46	11.7	12.7	101.5	NO
33	36	13C3-PFBS	302. > 98.8	1.86e3	1.47e4	0.116	2.69	2.73	1.58	13.6	109.2	NO
34	37	13C2-PFHxA	315 > 269.8	4.11e3	1.47e4	0.732	3.19	3.22	3.50	4.78	95.6	NO
35	38	13C4-PFHpA	367.2 > 321.8	8.73e3	1.47e4	0.717	3.81	3.84	7.44	10.4	83.0	NO
36	39	18O2-PFHxS	403.0 > 102.6	1.19e3	3.56e3	0.368	3.96	3.98	4.17	11.3	90.6	NO
37	40	13C2-PFOA	414.9 > 369.7	1.54e4	1.22e4	1.311	4.33	4.35	15.8	12.0	96.2	NO
38	41	13C5-PFNA	468.2 > 422.9	1.16e4	1.33e4	0.974	4.76	4.78	10.9	11.2	89.7	NO
39	42	13C8-PFOSA	506.1 > 77.7	3.19e3	1.64e4	0.187	4.83	4.84	2.43	13.0	103.8	NO
40	43	13C8-PFOS	507.0 > 79.9	3.43e3	3.72e3	1.075	4.84	4.86	11.5	10.7	85.7	NO
41	44	13C2-PFDA	515.1 > 469.9	1.36e4	1.50e4	1.019	5.14	5.15	11.3	11.1	89.0	NO
42	45	d3-N-MeFOSAA	573.3 > 419	5.89e3	1.64e4	0.325	5.29	5.30	4.49	13.8	110.5	NO
43	46	d5-N-EtFOSAA	589.3 > 419	6.44e3	1.64e4	0.345	5.45	5.45	4.92	14.2	114.0	NO
44	47	13C2-PFUdA	565 > 519.8	1.54e4	1.64e4	1.071	5.46	5.47	11.8	11.0	87.9	NO
45	48	13C2-PFDoA	615.0 > 569.7	1.57e4	1.64e4	0.995	5.74	5.75	12.0	12.0	96.3	NO
46	49	d3-N-MeFOSA	515.2 > 168.9	1.98e4	1.64e4	0.090	5.84	5.86	15.1	168	112.2	NO
47	50	13C2-PFTeDA	714.8 > 669.6	6.99e3	1.64e4	0.551	6.20	6.21	5.34	9.68	77.4	NO
48	51	d5-N-ETFOSA	531.1 > 168.9	3.06e4	1.64e4	0.127	6.22	6.24	23.4	184	122.6	NO
49	52	13C2-PFHxDA	815 > 769.7	3.99e3	1.64e4	0.752	6.51	6.52	3.04	4.05	80.9	NO
50	53	d7-N-MeFOSE	623.1 > 58.9	2.18e4	1.64e4	0.098	6.31	6.33	16.7	169	113.0	NO
51	54	d9-N-EtFOSE	639.2 > 58.8	2.44e4	1.64e4	0.086	6.45	6.48	18.6	216	143.7	NO
52	55	13C4-PFBA	217. > 171.8	1.34e4	1.34e4	1.000	1.46	1.51	12.5	12.5	100.0	NO
53	56	13C5-PFHxA	318 > 272.9	1.47e4	1.47e4	1.000	3.19	3.22	12.5	12.5	100.0	NO
54	57	13C3-PFHxS	401.9 > 79.9	3.56e3	3.56e3	1.000	3.96	3.98	12.5	12.5	100.0	NO
55	58	13C8-PFOA	421.3 > 376	1.22e4	1.22e4	1.000	4.33	4.35	12.5	12.5	100.0	NO
56	59	13C9-PFNA	472.2 > 426.9	1.33e4	1.33e4	1.000	4.70	4.78	12.5	12.5	100.0	NO
57	60	13C4-PFOS	503 > 79.9	3.72e3	3.72e3	1.000	4.84	4.86	12.5	12.5	100.0	NO
58	61	13C6-PFDA	519.1 > 473.7	1.50e4	1.50e4	1.000	5.14	5.15	12.5	12.5	100.0	NO
59	62	13C7-PFUdA	570.1 > 524.8	1.64e4	1.64e4	1.000	5.46	5.47	12.5	12.5	100.0	NO

Vista Analytical Laboratory

Dataset: Untitled

Last Altered: Monday, February 26, 2018 10:44:51 Pacific Standard Time
Printed: Monday, February 26, 2018 10:45:23 Pacific Standard Time

Method: F:\Projects\PFAS.PRO\MethDB\PFAS_FULL_80C_022318.mdb 26 Feb 2018 09:30:45
Calibration: F:\Projects\PFAS.PRO\CurveDB\C18_VAL-PFAS_Q4_02-23-18-FULL.cdb 24 Feb 2018 15:27:24

Compound name: PFBA

	Name	ID	Acq.Date	Acq.Time
1	180224M1_3	ST180224M1-1 PFC CS0 18B2314	24-Feb-18	12:44:48
2	180224M1_4	IPA	24-Feb-18	12:56:18
3	180224M1_5	1800306-01 REEPDW164FRB 0.12054	24-Feb-18	13:07:48
4	180224M1_6	1800306-02 REEPDW165FRB 0.11619	24-Feb-18	13:19:12
5	180224M1_7	1800306-03 REEPDW166FRB 0.11151	24-Feb-18	13:30:38
6	180224M1_8	1800306-04 REEPDW167FRB 0.1185	24-Feb-18	13:42:05
7	180224M1_9	1800306-05 REEPDW168FRB 0.11959	24-Feb-18	13:53:35
8	180224M1_10	1800306-06 REEPDW169FRB 0.11933	24-Feb-18	14:08:23
9	180224M1_11	1800306-07 REEPDW170FRB 0.11818	24-Feb-18	14:19:45
10	180224M1_12	1800306-08 REEPDW171FRB 0.12105	24-Feb-18	14:31:12
11	180224M1_13	1800306-09 REEPDW172FRB 0.12044	24-Feb-18	14:42:39
12	180224M1_14	1800306-10 REEPDW173FRB 0.11418	24-Feb-18	14:54:06
13	180224M1_15	B8B0132-BS1 OPR 0.125	24-Feb-18	15:05:36
14	180224M1_16	B8B0132-BLK1 Method Blank 0.125	24-Feb-18	15:17:06
15	180224M1_17	B8B0132-MS1 Matrix Spike 0.11558	24-Feb-18	15:28:33
16	180224M1_18	B8B0132-MSD1 Matrix Spike Dup 0.12417	24-Feb-18	15:40:03
17	180224M1_19	1800342-01 WI-AF-29-MW-4-0218 0.12269	24-Feb-18	15:51:30
18	180224M1_20	1800342-02 WI-AF-29-MW-4P-0218 0.11686	24-Feb-18	16:02:56
19	180224M1_21	1800342-03 WI-AF-FB01-021318 0.12659	24-Feb-18	16:14:23
20	180224M1_22	1800342-04 WI-AF-EB01-021318 0.12366	24-Feb-18	16:25:50
21	180224M1_23	1800342-05 WI-AF-EB03-021318 0.12695	24-Feb-18	16:37:20
22	180224M1_24	IPA	24-Feb-18	16:48:47
23	180224M1_25	ST180224M1-2 PFC CS3 18B2317	24-Feb-18	17:00:17
24	180224M1_26	IPA	24-Feb-18	17:11:46
25	180224M1_27	1800342-06 WI-AF-EB04-021318 0.12464	24-Feb-18	17:23:18
26	180224M1_28	1800342-07 WI-AF-MW-N2-9-0218 0.11882	24-Feb-18	17:34:42
27	180224M1_29	1800342-08 WI-AF-MW-N2-9P-0218 0.11893	24-Feb-18	17:46:09
28	180224M1_30	1800342-09 WI-AF-FB01-021518 0.11547	24-Feb-18	17:57:36
29	180224M1_31	1800342-10 WI-AF-MW-N2-7S-0218 0.124	24-Feb-18	18:09:03
30	180224M1_32	1800342-11 WI-AF-MW-N2-3-0218 0.11817	24-Feb-18	18:20:32
31	180224M1_33	1800342-12 WI-AF-EB01-021618 0.11885	24-Feb-18	18:31:59

Vista Analytical Laboratory

Dataset: Untitled

Last Altered: Monday, February 26, 2018 10:44:51 Pacific Standard Time
Printed: Monday, February 26, 2018 10:45:23 Pacific Standard Time

Compound name: PFBA

	Name	ID	Acq.Date	Acq.Time
32	180224M1_34	1800342-13 WI-AF-MW-N2-8-0218 0.12041	24-Feb-18	18:43:26
33	180224M1_35	1800342-14 WI-AF-MW-201-0218 0.11911	24-Feb-18	18:54:56
34	180224M1_36	1800342-15 WI-AF-FB01-021718 0.11145	24-Feb-18	19:06:22
35	180224M1_37	1800342-16 WI-AF-4-MW-3-0218 0.11068	24-Feb-18	19:17:49
36	180224M1_38	1800342-17 WI-AF-EB01-021718 0.12581	24-Feb-18	19:29:18
37	180224M1_39	1800342-18 WI-AF-N2-6C-0218 0.11624	24-Feb-18	19:40:47
38	180224M1_40	1800342-19 WI-AF-FB01-021818 0.11386	24-Feb-18	19:52:16
39	180224M1_41	B8B0115-BS1 OPR 0.125	24-Feb-18	20:03:46
40	180224M1_42	B8B0115-BLK1 Method Blank 0.125	24-Feb-18	20:15:13
41	180224M1_43	B8B0115-MS1 Matrix Spike 0.1206	24-Feb-18	20:26:43
42	180224M1_44	B8B0115-MSD1 Matrix Spike Dup 0.12027	24-Feb-18	20:38:12
43	180224M1_45	1800312-01 REEPDW174 0.12357	24-Feb-18	20:49:40
44	180224M1_46	1800312-02 REEPDW175 0.12536	24-Feb-18	21:01:07
45	180224M1_47	IPA	24-Feb-18	21:12:37
46	180224M1_48	ST180224M1-3 PFC CS3 18B2317	24-Feb-18	21:24:04
47	180224M1_49	IPA	24-Feb-18	21:35:34
48	180224M1_50	1800312-03 REEPDW176 0.12182	24-Feb-18	21:47:04
49	180224M1_51	1800312-04 REEPDW177 0.11976	24-Feb-18	21:58:28
50	180224M1_52	1800312-05 REEPDW179 0.12055	24-Feb-18	22:09:55
51	180224M1_53	1800312-06 REEPDW178 0.12456	24-Feb-18	22:21:22
52	180224M1_54	1800312-07 REEPDW180 0.11918	24-Feb-18	22:32:52
53	180224M1_55	1800312-08 REEPDW517 0.12276	24-Feb-18	22:44:21
54	180224M1_56	1800313-01 REEPDW174FRB 0.12579	24-Feb-18	22:55:48
55	180224M1_57	1800313-02 REEPDW175FRB 0.12099	24-Feb-18	23:07:15
56	180224M1_58	1800313-03 REEPDW176FRB 0.12295	24-Feb-18	23:18:42
57	180224M1_59	1800313-04 REEPDW177FRB 0.12439	24-Feb-18	23:30:09
58	180224M1_60	1800313-05 REEPDW179FRB 0.12378	24-Feb-18	23:41:35
59	180224M1_61	1800313-06 REEPDW178FRB 0.12129	24-Feb-18	23:53:05
60	180224M1_62	1800313-07 REEPDW180FRB 0.12115	25-Feb-18	00:04:36
61	180224M1_63	1800318-01 REEPDW181 0.12681	25-Feb-18	00:16:03
62	180224M1_64	1800318-02 REEPDW182 0.11511	25-Feb-18	00:27:32
63	180224M1_65	IPA	25-Feb-18	00:39:02
64	180224M1_66	ST180224M1-4 PFC CS0 18B2314	25-Feb-18	00:50:29
65	180224M1_67	IPA	25-Feb-18	01:01:59

Vista Analytical Laboratory

Dataset: Untitled

Last Altered: Monday, February 26, 2018 10:44:51 Pacific Standard Time
Printed: Monday, February 26, 2018 10:45:23 Pacific Standard Time

Compound name: PFBA

	Name	ID	Acq.Date	Acq.Time
66	180224M1_68	1800318-03 REEPDW183 0.1239	25-Feb-18	01:13:29
67	180224M1_69	1800318-04 REEPDW184 0.11402	25-Feb-18	01:24:58
68	180224M1_70	1800318-05 REEPDW185 0.12148	25-Feb-18	01:36:24
69	180224M1_71	B8B0096-BS1 OPR 0.125	25-Feb-18	01:47:55
70	180224M1_72	B8B0096-BLK1 Method Blank 0.125	25-Feb-18	01:59:24
71	180224M1_73	B8B0096-MS1 Matrix Spike 0.11568	25-Feb-18	02:10:53
72	180224M1_74	B8B0096-MSD1 Matrix Spike Dup 0.1188	25-Feb-18	02:22:22
73	180224M1_75	1800298-01 REEPDW155 0.11708	25-Feb-18	02:33:49
74	180224M1_76	1800298-02 REEPDW156 0.11596	25-Feb-18	02:45:16
75	180224M1_77	1800298-03 REEPDW157 0.12015	25-Feb-18	02:56:46
76	180224M1_78	1800298-04 REEPDW158 0.1178	25-Feb-18	03:08:15
77	180224M1_79	1800298-05 REEPDW159 0.11737	25-Feb-18	03:19:44
78	180224M1_80	1800299-01 REEPDW155FRB 0.11474	25-Feb-18	03:31:04
79	180224M1_81	1800299-02 REEPDW156FRB 0.1178	25-Feb-18	03:42:32
80	180224M1_82	1800299-03 REEPDW157FRB 0.11643	25-Feb-18	03:54:01
81	180224M1_83	1800299-04 REEPDW158FRB 0.11892	25-Feb-18	04:05:31
82	180224M1_84	1800299-05 REEPDW159FRB 0.11693	25-Feb-18	04:17:00
83	180224M1_85	1800301-01 REEPDW160 0.11595	25-Feb-18	04:28:26
84	180224M1_86	1800301-02 REEPDW515 0.11695	25-Feb-18	04:39:56
85	180224M1_87	IPA	25-Feb-18	04:51:25
86	180224M1_88	ST180224M1-5 PFC CS3 18B2317	25-Feb-18	05:02:52
87	180224M1_89	IPA	25-Feb-18	05:14:21
88	180224M1_90	1800301-03 REEPDW161 0.11505	25-Feb-18	05:25:51
89	180224M1_91	1800301-04 REEPDW162 0.11664	25-Feb-18	05:37:21
90	180224M1_92	1800301-05 REEPDW163 0.11483	25-Feb-18	05:48:48
91	180224M1_93	1800302-01 REEPDW160FRB 0.11761	25-Feb-18	06:00:15
92	180224M1_94	1800302-02 REEPDW161FRB 0.1172	25-Feb-18	06:11:42
93	180224M1_95	1800302-03 REEPDW162FRB 0.11535	25-Feb-18	06:23:09
94	180224M1_96	1800302-04 REEPDW163FRB 0.11575	25-Feb-18	06:34:35
95	180224M1_97	B8B0111-BS1 OPR 0.125	25-Feb-18	06:46:02
96	180224M1_98	B8B0111-BLK1 Method Blank 0.125	25-Feb-18	06:57:33
97	180224M1_99	B8B0111-MS1 Matrix Spike 0.11922	25-Feb-18	07:09:00
98	180224M1_100	B8B0111-MSD1 Matrix Spike Dup 0.1198	25-Feb-18	07:20:29
99	180224M1_101	1800308-01 OF-RW55-0218 0.11519	25-Feb-18	07:31:56

Vista Analytical Laboratory

Dataset: Untitled

Last Altered: Monday, February 26, 2018 10:44:51 Pacific Standard Time
Printed: Monday, February 26, 2018 10:45:23 Pacific Standard Time

Compound name: PFBA

	Name	ID	Acq.Date	Acq.Time
100	180224M1_102	1800308-02 OF-RW55P-0218 0.11586	25-Feb-18	07:43:23
101	180224M1_103	1800308-03 OF-FB55-0218 0.11289	25-Feb-18	07:54:50
102	180224M1_104	1800308-04 OF-RW56-0218 0.11816	25-Feb-18	08:06:17
103	180224M1_105	1800308-05 OF-FB56-0218 0.11044	25-Feb-18	08:17:47
104	180224M1_106	1800308-06 OF-RW53-0218 0.11594	25-Feb-18	08:29:15
105	180224M1_107	1800308-07 OF-FB53-0218 0.11932	25-Feb-18	08:40:42
106	180224M1_108	1800308-08 OF-RW68-0218 0.11919	25-Feb-18	08:52:09
107	180224M1_109	1800308-09 OF-FB68-0218 0.11842	25-Feb-18	09:03:36
108	180224M1_110	1800308-10 OF-RW54-0218 0.07054	25-Feb-18	09:15:05
109	180224M1_111	1800308-11 OF-FB54-0218 0.11801	25-Feb-18	09:26:31
110	180224M1_112	1800308-12 OF-RW69-0218 0.11701	25-Feb-18	09:38:01
111	180224M1_113	1800308-13 OF-FB69-0218 0.1193	25-Feb-18	09:49:31
112	180224M1_114	IPA	25-Feb-18	10:00:58
113	180224M1_115	ST180224M1-6 PFC CS3 18B2317	25-Feb-18	10:12:28
114	180224M1_116	IPA	25-Feb-18	10:23:57
115	180224M1_117	1800308-14 OF-RW30-0218 0.11538	25-Feb-18	10:35:23
116	180224M1_118	1800308-15 OF-FB30-0218 0.12036	25-Feb-18	10:46:50
117	180224M1_119	1800308-16 OF-RW24-0218 0.11552	25-Feb-18	10:58:17
118	180224M1_120	1800308-17 OF-FB24-0218 0.11631	25-Feb-18	11:09:44
119	180224M1_121	1800308-18 OF-RW46-0218 0.11424	25-Feb-18	11:21:14
120	180224M1_122	1800308-19 OF-FB46-0218 0.11839	25-Feb-18	11:32:44
121	180224M1_123	IPA	25-Feb-18	11:44:14
122	180224M1_124	ST180224M1-7 PFC CS3 18B2317	25-Feb-18	11:55:44
123	180224M1_125	IPA	25-Feb-18	12:07:13

Vista Analytical Laboratory

Dataset: F:\Projects\PFAS.PRO\Results\180224M1\180224M1-25.qld

Last Altered: Monday, February 26, 2018 09:34:56 Pacific Standard Time
Printed: Monday, February 26, 2018 09:35:02 Pacific Standard Time

Method: F:\Projects\PFAS.PRO\MethDB\PFAS_FULL_80C_022318.mdb 24 Feb 2018 16:07:30
Calibration: F:\Projects\PFAS.PRO\CurveDB\C18_VAL-PFAS_Q4_02-23-18-FULL.cdb 24 Feb 2018 15:27:24

Name: 180224M1_25, Date: 24-Feb-2018, Time: 17:00:17, ID: ST180224M1-2 PFC CS3 18B2317, Description: PFC CS3 18B2317

PFBA

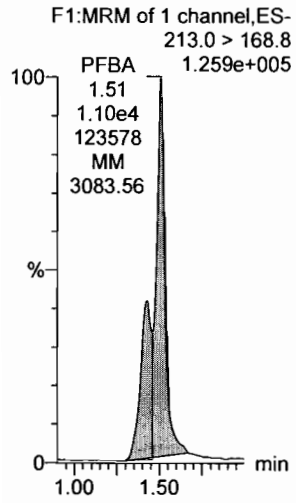

PFPeA

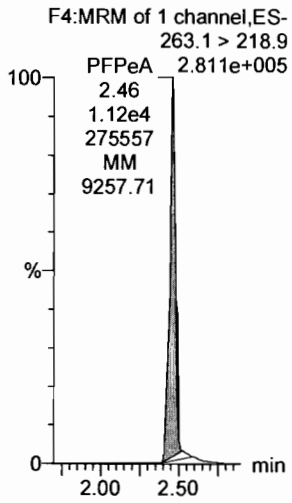

PFBS

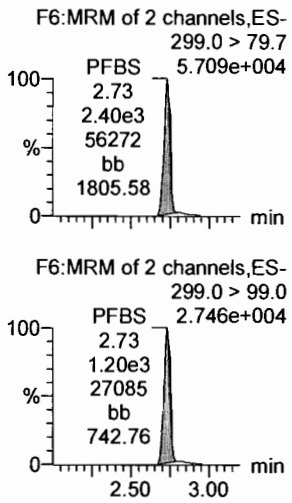

4:2 FTS

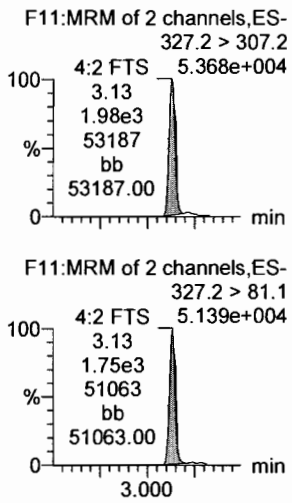

PFHxA



PFPeS

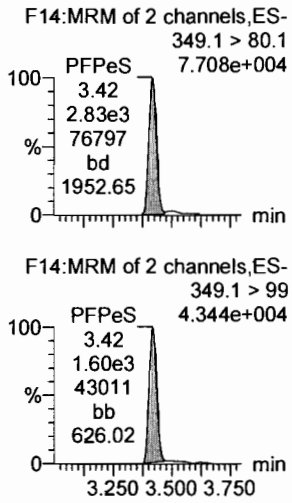

13C3-PFBA

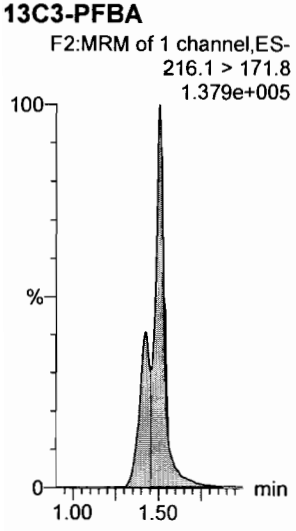

13C3-PFPeA

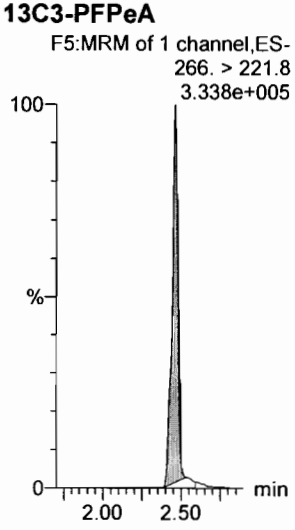

13C3-PFBS

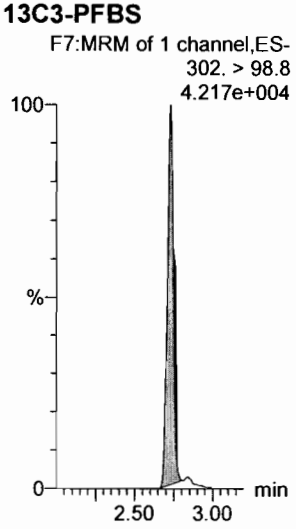

13C3-PFBS

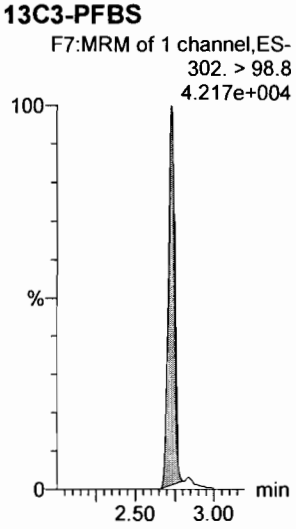

13C2-PFHxA

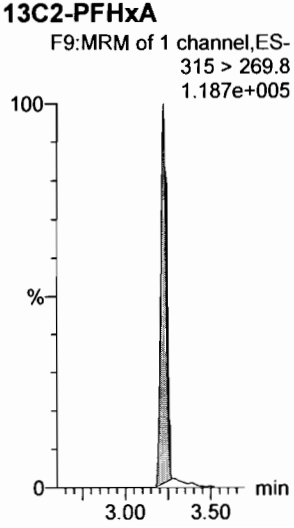

13C3-PFBS

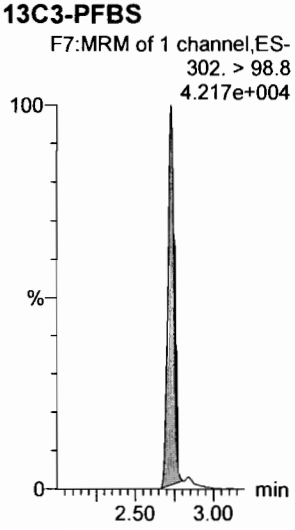

Dataset: F:\Projects\PFAS.PRO\Results\180224M1\180224M1-25.qld

Last Altered: Monday, February 26, 2018 09:34:56 Pacific Standard Time
Printed: Monday, February 26, 2018 09:35:02 Pacific Standard Time

Name: 180224M1_25, Date: 24-Feb-2018, Time: 17:00:17, ID: ST180224M1-2 PFC CS3 18B2317, Description: PFC CS3 18B2317

6:2 FTS

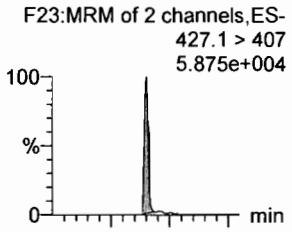

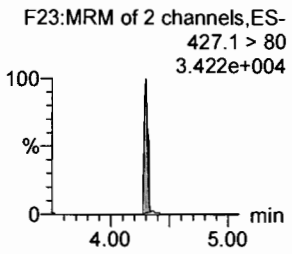

PFHpA

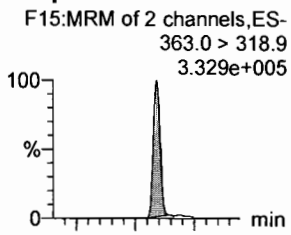

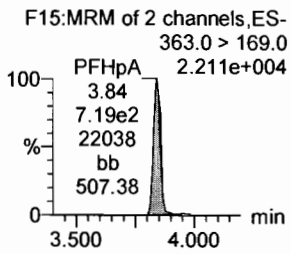

L-PFHxS

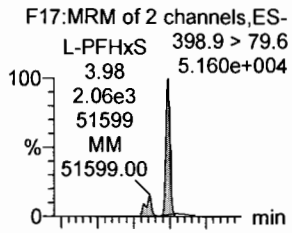

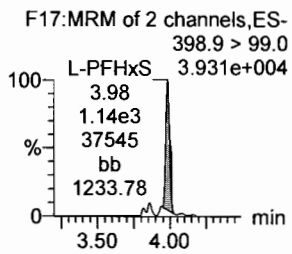

L-PFOA

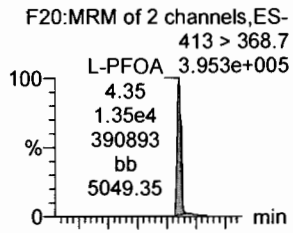

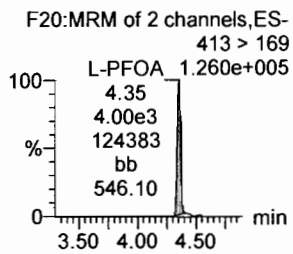

PFHpS

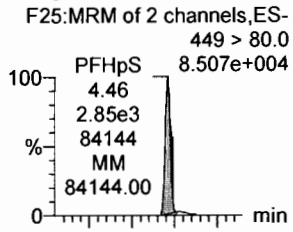

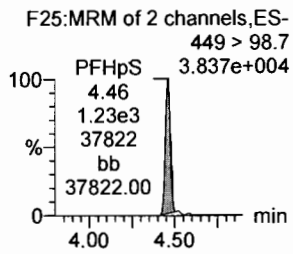

PFNA

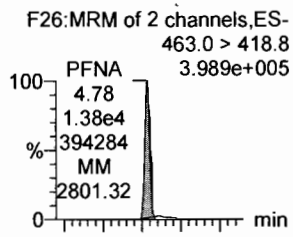

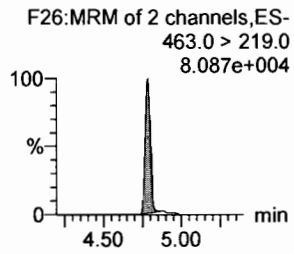

18O2-PFHxS

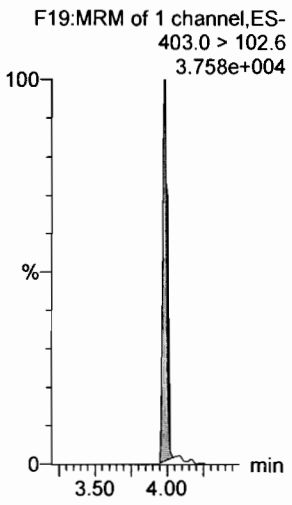

13C4-PFHpA

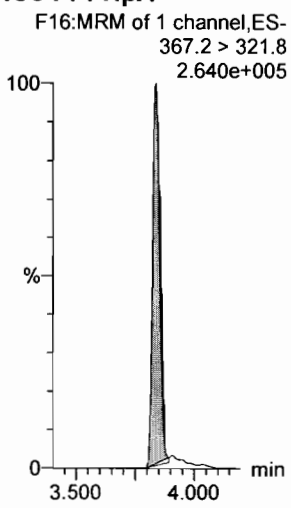

13C2-PFOA

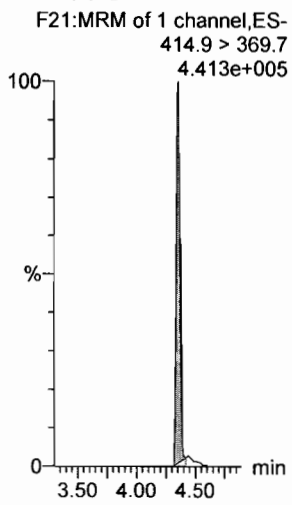

13C2-PFOA

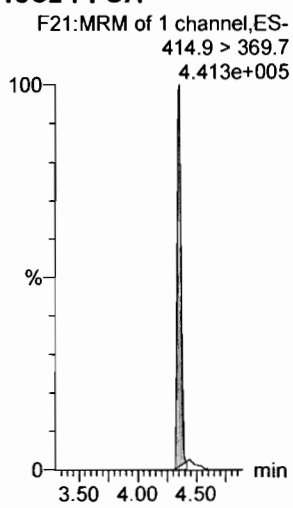

13C2-PFOA

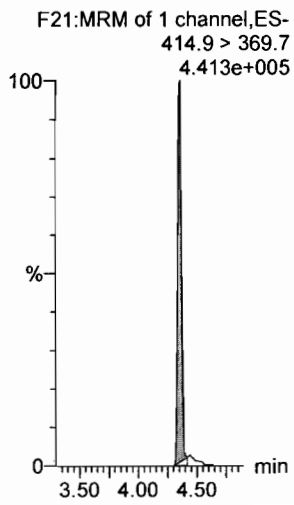

13C5-PFNA

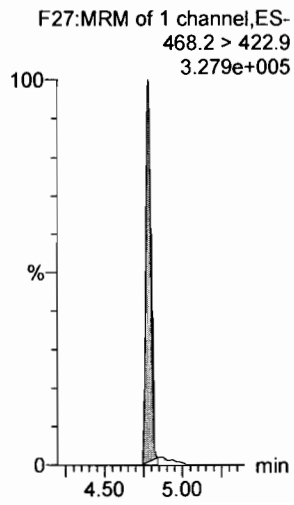

Dataset: F:\Projects\PFAS.PRO\Results\180224M1\180224M1-25.qld

Last Altered: Monday, February 26, 2018 09:34:56 Pacific Standard Time
Printed: Monday, February 26, 2018 09:35:02 Pacific Standard Time

Name: 180224M1_25, Date: 24-Feb-2018, Time: 17:00:17, ID: ST180224M1-2 PFC CS3 18B2317, Description: PFC CS3 18B2317

PFOSA

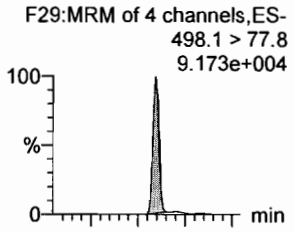

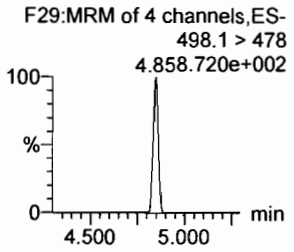

L-PFOS

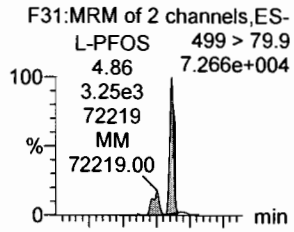

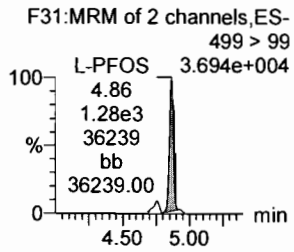

PFDA

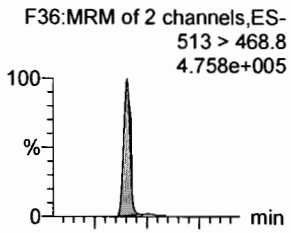

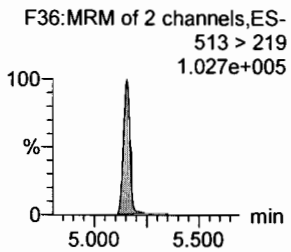

8:2 FTS

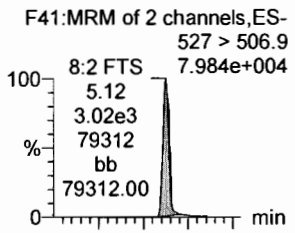

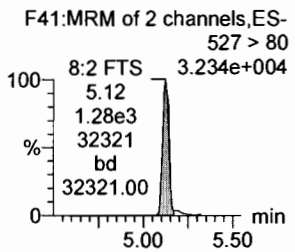

PFNS

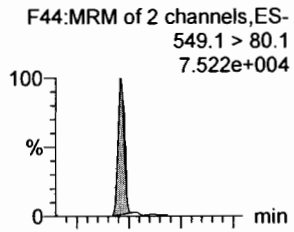

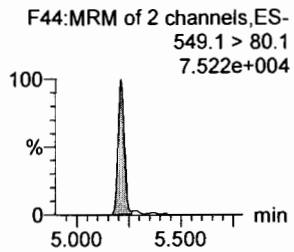

N-MeFOSAA

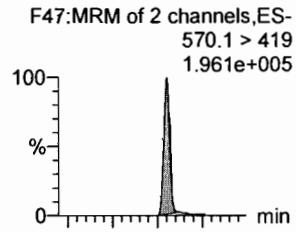

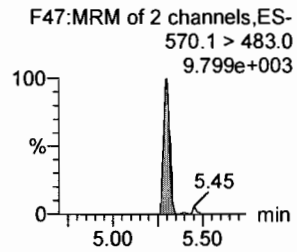

13C8-PFOSA

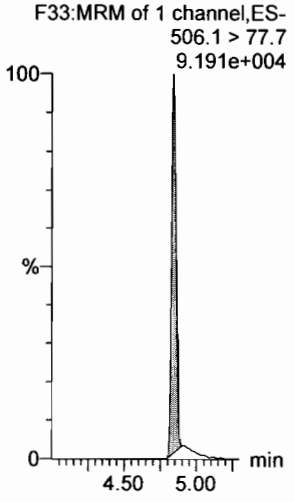

13C8-PFOS

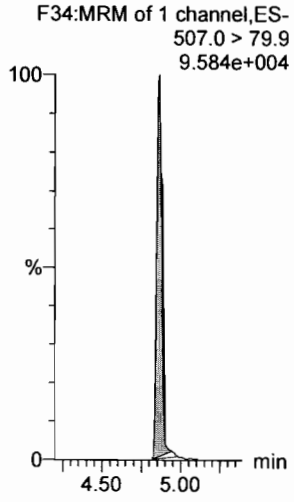

13C2-PFDA

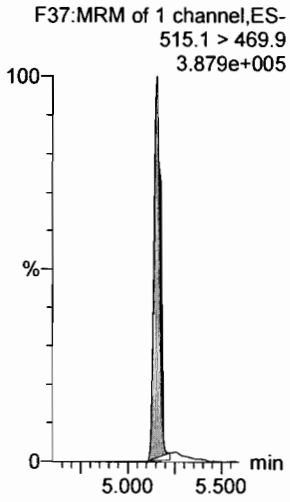

13C2-PFOA

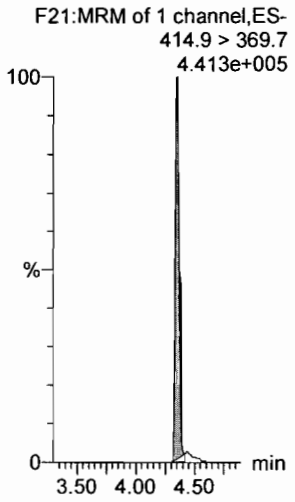

13C2-PFOA

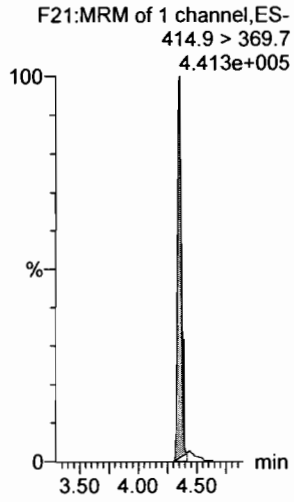

d3-N-MeFOSAA

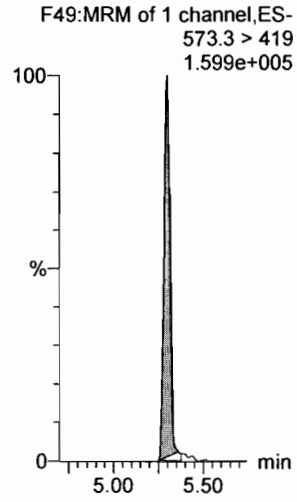

Dataset: F:\Projects\PFAS.PRO\Results\180224M1\180224M1-25.qld

Last Altered: Monday, February 26, 2018 09:34:56 Pacific Standard Time
Printed: Monday, February 26, 2018 09:35:02 Pacific Standard Time

Name: 180224M1_25, Date: 24-Feb-2018, Time: 17:00:17, ID: ST180224M1-2 PFC CS3 18B2317, Description: PFC CS3 18B2317

N-EtFOSAA

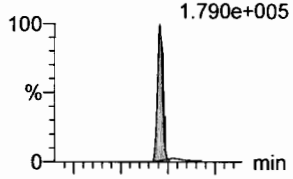

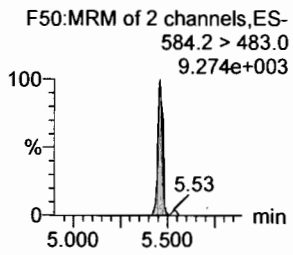

PFDoA

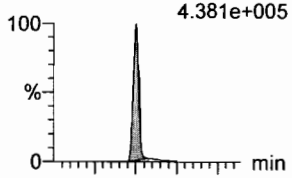

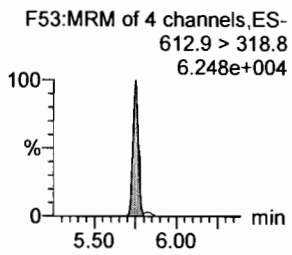

PFDS

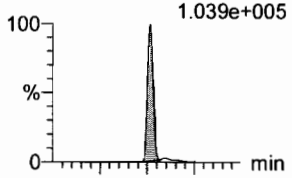

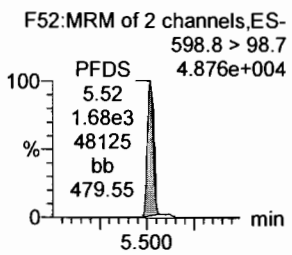

PFUdA

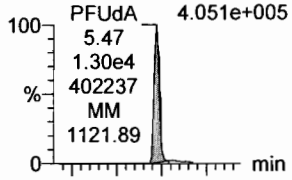

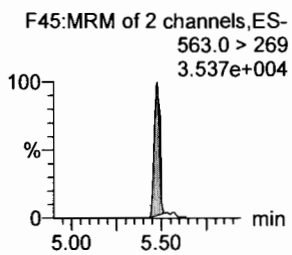

N-MeFOSA

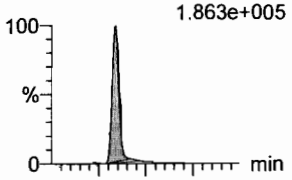

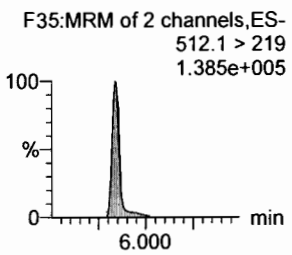

PFTrDA

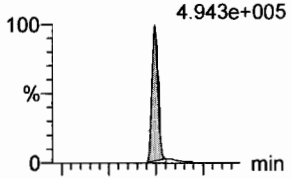

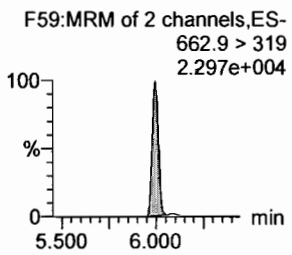

d5-N-EtFOSAA

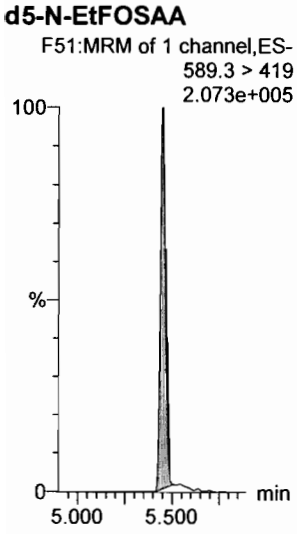

13C2-PFDoA

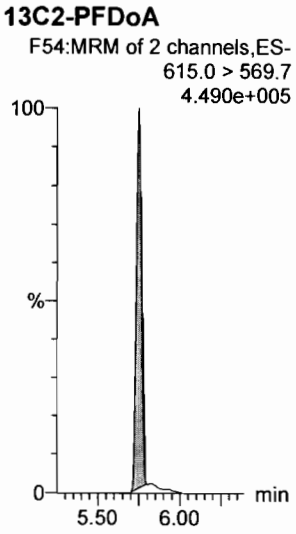

13C2-PFUdA

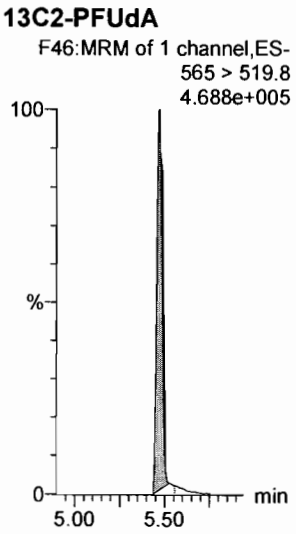

13C2-PFUdA

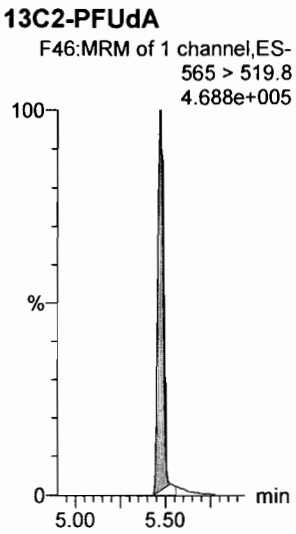

d3-N-MeFOSA

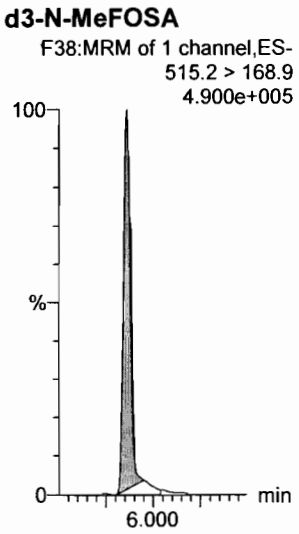

13C2-PFDoA



Dataset: F:\Projects\PFAS.PRO\Results\180224M1\180224M1-25.qld

Last Altered: Monday, February 26, 2018 09:34:56 Pacific Standard Time
Printed: Monday, February 26, 2018 09:35:02 Pacific Standard Time

Name: 180224M1_25, Date: 24-Feb-2018, Time: 17:00:17, ID: ST180224M1-2 PFC CS3 18B2317, Description: PFC CS3 18B2317

PFTeDA

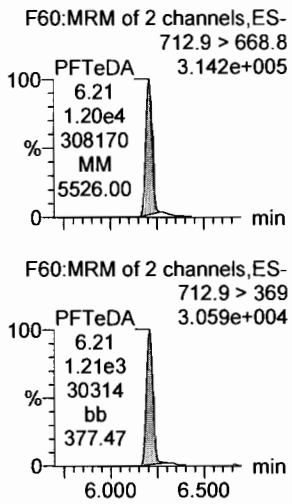

N-EtFOSA

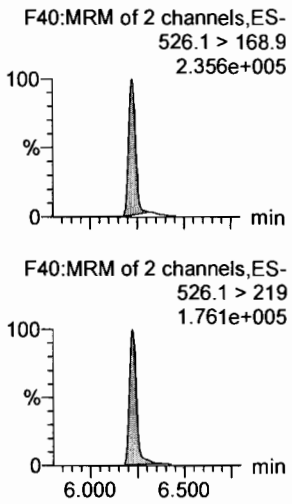

PFHxDA

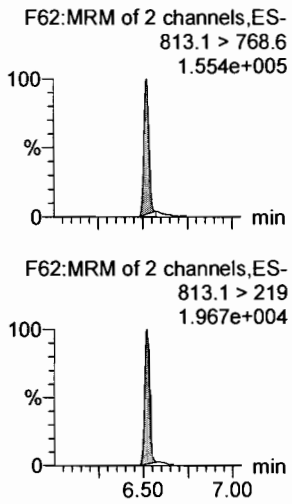

PFODA



N-MeFOSE

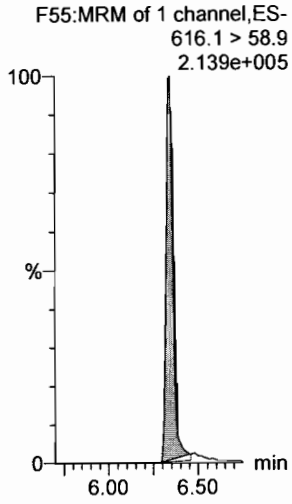

N-EtFOSE

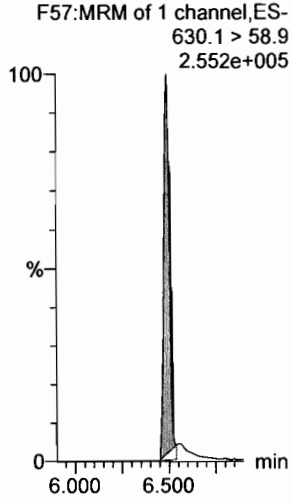

13C2-PFTeDA

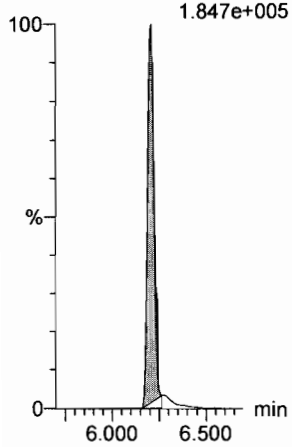

d5-N-ETFOSA

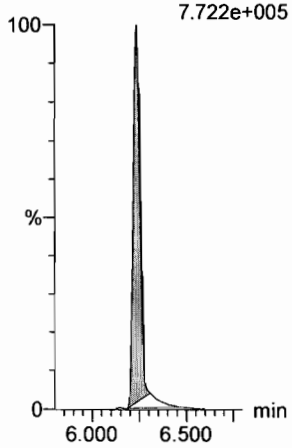

13C2-PFHxDA

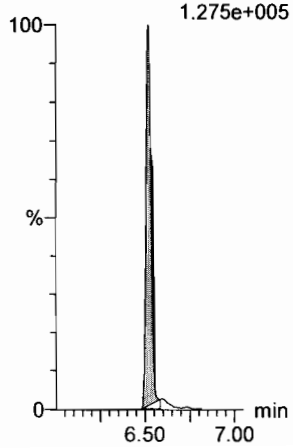

13C2-PFHxDA



d7-N-MeFOSE

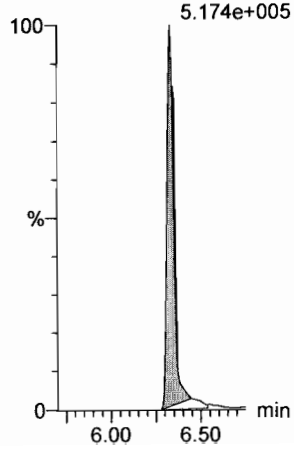

d9-N-EtFOSE

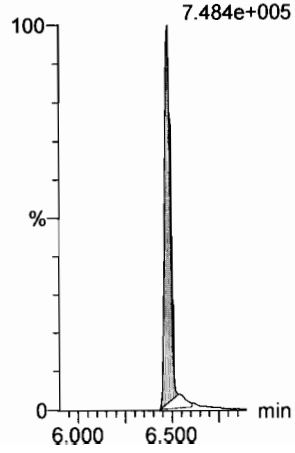

Dataset: F:\Projects\PFAS.PRO\Results\180224M1\180224M1-25.qld

Last Altered: Monday, February 26, 2018 09:34:56 Pacific Standard Time
Printed: Monday, February 26, 2018 09:35:02 Pacific Standard Time

Name: 180224M1_25, Date: 24-Feb-2018, Time: 17:00:17, ID: ST180224M1-2 PFC CS3 18B2317, Description: PFC CS3 18B2317

13C4-PFBA

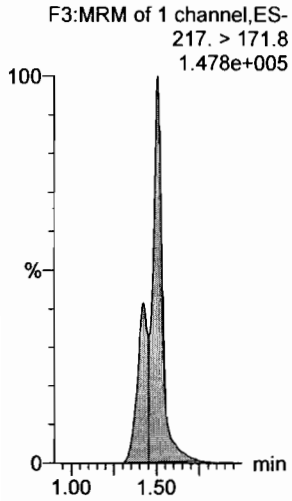

13C5-PFHxA

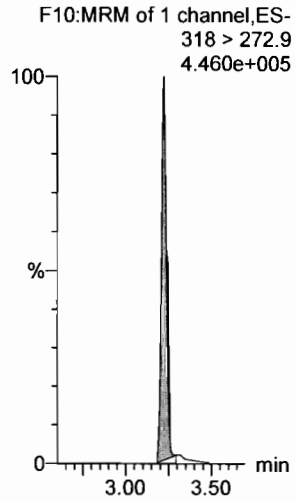

13C3-PFHxS

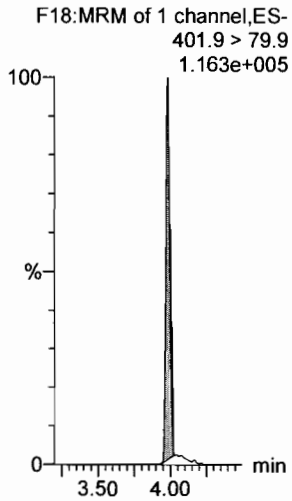

13C8-PFOA

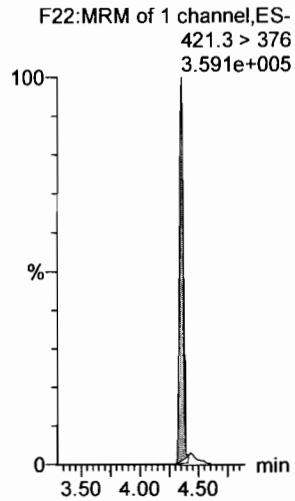

13C9-PFNA

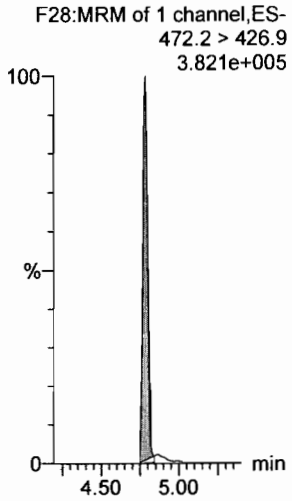

13C4-PFOS

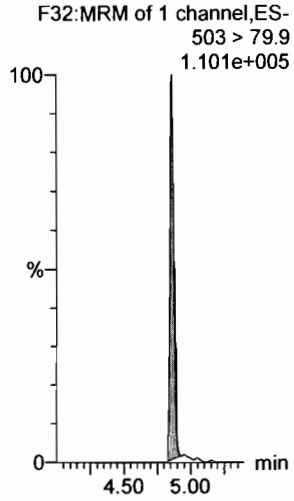

13C6-PFDA

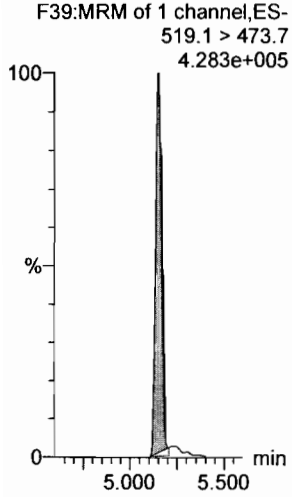

13C7-PFUdA

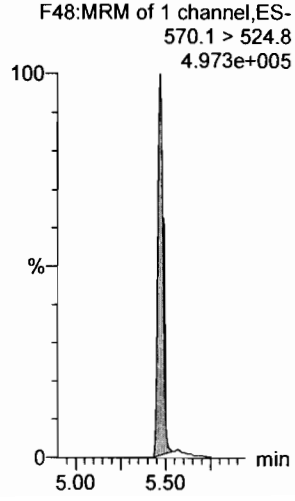

Vista Analytical Laboratory

Dataset: F:\Projects\PFAS.PRO\Results\180224M1\180224M1-48.qld

Last Altered: Monday, February 26, 2018 09:39:09 Pacific Standard Time
Printed: Monday, February 26, 2018 09:39:15 Pacific Standard Time

✓JA. 02/26/2018

Method: F:\Projects\PFAS.PRO\MethDB\PFAS_FULL_80C_022318.mdb 26 Feb 2018 09:30:45
Calibration: F:\Projects\PFAS.PRO\CurveDB\C18_VAL-PFAS_Q4_02-23-18-FULL.cdb 24 Feb 2018 15:27:24

(A) Above limit criteria.

Name: 180224M1_48, Date: 24-Feb-2018, Time: 21:24:04, ID: ST180224M1-3 PFC CS3 18B2317, Description: PFC CS3 18B2317

	#	Name	Trace	Area	IS Area	RRF	Pred.RT	RT	y Axis Resp.	Conc.	%Rec	Recovery Out
1	1	PFBA	213.0 > 168.8	1.09e4	1.12e4		1.46	1.47	12.2	10.5	105.1	NO
2	2	PFPeA	263.1 > 218.9	1.03e4	1.27e4		2.42	2.42	10.2	10.1	101.2	NO
3	3	PFBS	299.0 > 79.7	2.42e3	1.68e3		2.60	2.70	18.0	9.67	96.7	NO
4	4	4:2 FTS	327.2>307.2	1.88e3	1.68e3		3.00	3.09	14.0	9.60	96.0	NO
5	5	PFHxA	313.2 > 268.9	1.27e4	3.75e3		3.19	3.19	16.9	11.2	112.2	NO
6	6	PFPeS	349.1>80.1	2.62e3	1.68e3		3.39	3.39	19.5	10.4	104.0	NO
7	7	PFHpA	363.0 > 318.9	1.05e4	9.14e3		3.81	3.81	14.4	11.0	110.0	NO
8	8	L-PFHxS	398.9 > 79.6	2.06e3	1.38e3		4.17	3.95	18.7	10.2	101.5	NO
9	10	6:2 FTS	427.1 > 407	2.62e3	1.30e4		4.28	4.27	2.52	11.1	110.9	NO
10	11	L-PFOA	413 > 368.7	1.23e4	1.30e4		4.40	4.32	11.8	11.9	118.6	NO
11	13	PFHpS	449 > 80.0	2.90e3	1.30e4		4.44	4.43	2.79	12.9	128.9	NO
12	14	PFNA	463.0 > 418.8	1.24e4	1.28e4		4.76	4.76	12.1	9.59	95.9	NO
13	15	PFOSA	498.1 > 77.8	3.56e3	3.25e3		4.83	4.82	13.7	13.4	133.8	YES (A)
14	16	L-PFOS	499 > 79.9	2.97e3	3.72e3		4.95	4.84	9.97	9.17	91.7	NO
15	18	PFDA	513 > 468.8	1.36e4	1.17e4		5.14	5.13	14.5	11.1	111.0	NO
16	19	8:2 FTS	527 > 506.9	2.82e3	1.30e4		5.12	5.10	2.71	10.1	100.5	NO
17	20	PFNS	549.1>80.1	2.56e3	3.72e3		5.08	5.19	8.60	9.30	93.0	NO
18	21	N-MeFOSAA	570.1 > 419	5.51e3	5.68e3		5.29	5.28	12.1	8.38	83.8	NO
19	22	N-EtFOSAA	584.2 > 419	5.30e3	5.24e3		5.45	5.44	12.7	12.3	123.3	NO
20	23	PFUdA	563.0 > 518.9	1.33e4	1.40e4		5.46	5.46	11.8	11.9	119.0	NO
21	24	PFDS	598.8 > 80	3.90e3	1.40e4		5.51	5.50	3.48	15.2	151.5	YES (A)
22	25	PFDoA	612.9 > 569.0	1.53e4	1.25e4		5.74	5.74	15.3	12.4	124.2	NO
23	26	N-MeFOSA	512.1 > 168.9	7.52e3	1.95e4		5.84	5.81	57.9	58.8	117.6	NO
24	27	PFTrDA	662.9 > 618.9	1.59e4	1.25e4		5.98	5.98	15.9	12.1	120.7	NO
25	28	PFTeDA	712.9 > 668.8	1.16e4	5.02e3		6.20	6.20	28.9	15.0	150.4	YES (A)
26	29	N-EtFOSA	526.1 > 168.9	9.55e3	2.97e4		6.22	6.21	48.2	50.6	101.3	NO
27	30	PFHxDA	813.1 > 768.6	5.06e3	3.85e3		6.51	6.52	6.56	13.2	132.4	YES (A)
28	31	PFODA	913.1 > 868.8	5.46e3	3.85e3		6.74	6.74	7.08	11.3	113.5	NO
29	32	N-MeFOSE	616.1 > 58.9	9.54e3	2.58e4		6.31	6.35	55.6	50.4	100.8	NO
30	33	N-EtFOSE	630.1 > 58.9	9.66e3	2.40e4		6.45	6.50	60.4	48.8	97.7	NO
31	34	13C3-PFBA	216.1 > 171.8	1.12e4	1.30e4	0.892	1.46	1.47	10.8	12.1	96.8	NO

Vista Analytical Laboratory

Dataset: F:\Projects\PFAS.PRO\Results\180224M1\180224M1-48.qld

Last Altered: Monday, February 26, 2018 09:39:09 Pacific Standard Time
Printed: Monday, February 26, 2018 09:39:15 Pacific Standard Time

Name: 180224M1_48, Date: 24-Feb-2018, Time: 21:24:04, ID: ST180224M1-3 PFC CS3 18B2317, Description: PFC CS3 18B2317

	#	Name	Trace	Area	IS Area	RRF	Pred.RT	RT	y Axis Resp.	Conc.	%Rec	Recovery Out
32	35	13C3-PFPeA	266. > 221.8	1.27e4	1.49e4	0.919	2.42	2.42	10.6	11.6	92.6	NO
33	36	13C3-PFBS	302. > 98.8	1.68e3	1.49e4	0.116	2.69	2.70	1.41	12.2	97.5	NO
34	37	13C2-PFHxA	315 > 269.8	3.75e3	1.49e4	0.732	3.19	3.19	3.15	4.30	86.1	NO
35	38	13C4-PFHpA	367.2 > 321.8	9.14e3	1.49e4	0.717	3.81	3.81	7.68	10.7	85.8	NO
36	39	18O2-PFHxS	403.0 > 102.6	1.38e3	3.78e3	0.368	3.96	3.95	4.56	12.4	99.2	NO
37	40	13C2-PFOA	414.9 > 369.7	1.30e4	1.31e4	1.311	4.33	4.32	12.4	9.47	75.8	NO
38	41	13C5-PFNA	468.2 > 422.9	1.28e4	1.24e4	0.974	4.76	4.76	12.9	13.2	106.0	NO
39	42	13C8-PFOSA	506.1 > 77.7	3.25e3	1.45e4	0.187	4.83	4.82	2.80	14.9	119.5	NO
40	43	13C8-PFOS	507.0 > 79.9	3.72e3	3.32e3	1.075	4.84	4.84	14.0	13.0	104.2	NO
41	44	13C2-PFDA	515.1 > 469.9	1.17e4	1.27e4	1.019	5.14	5.13	11.5	11.3	90.3	NO
42	45	d3-N-MeFOSAA	573.3 > 419	5.68e3	1.45e4	0.325	5.29	5.28	4.89	15.0	120.2	NO
43	46	d5-N-EtFOSAA	589.3 > 419	5.24e3	1.45e4	0.345	5.45	5.44	4.51	13.1	104.5	NO
44	47	13C2-PFUdA	565 > 519.8	1.40e4	1.45e4	1.071	5.46	5.45	12.1	11.3	90.1	NO
45	48	13C2-PFDoA	615.0 > 569.7	1.25e4	1.45e4	0.995	5.74	5.74	10.8	10.8	86.7	NO
46	49	d3-N-MeFOSA	515.2 > 168.9	1.95e4	1.45e4	0.090	5.84	5.84	16.8	187	124.4	NO
47	50	13C2-PFTeDA	714.8 > 669.6	5.02e3	1.45e4	0.551	6.20	6.20	4.32	7.84	62.7	NO
48	51	d5-N-ETFOSA	531.1 > 168.9	2.97e4	1.45e4	0.127	6.22	6.23	25.6	201	134.2	NO
49	52	13C2-PFHxDA	815 > 769.7	3.85e3	1.45e4	0.752	6.51	6.52	3.31	4.41	88.2	NO
50	53	d7-N-MeFOSE	623.1 > 58.9	2.58e4	1.45e4	0.098	6.31	6.34	22.2	226	150.4	YES (A)
51	54	d9-N-EtFOSE	639.2 > 58.8	2.40e4	1.45e4	0.086	6.45	6.49	20.6	239	159.2	YES (A)
52	55	13C4-PFBA	217. > 171.8	1.30e4	1.30e4	1.000	1.46	1.46	12.5	12.5	100.0	NO
53	56	13C5-PFHxA	318 > 272.9	1.49e4	1.49e4	1.000	3.19	3.19	12.5	12.5	100.0	NO
54	57	13C3-PFHxS	401.9 > 79.9	3.78e3	3.78e3	1.000	3.96	3.95	12.5	12.5	100.0	NO
55	58	13C8-PFOA	421.3 > 376	1.31e4	1.31e4	1.000	4.33	4.33	12.5	12.5	100.0	NO
56	59	13C9-PFNA	472.2 > 426.9	1.24e4	1.24e4	1.000	4.70	4.76	12.5	12.5	100.0	NO
57	60	13C4-PFOS	503 > 79.9	3.32e3	3.32e3	1.000	4.84	4.84	12.5	12.5	100.0	NO
58	61	13C6-PFDA	519.1 > 473.7	1.27e4	1.27e4	1.000	5.14	5.13	12.5	12.5	100.0	NO
59	62	13C7-PFUdA	570.1 > 524.8	1.45e4	1.45e4	1.000	5.46	5.46	12.5	12.5	100.0	NO

2/26/16

Vista Analytical Laboratory

Dataset: Untitled

Last Altered: Monday, February 26, 2018 10:44:51 Pacific Standard Time
Printed: Monday, February 26, 2018 10:45:23 Pacific Standard Time

Method: F:\Projects\PFAS.PRO\MethDB\PFAS_FULL_80C_022318.mdb 26 Feb 2018 09:30:45
Calibration: F:\Projects\PFAS.PRO\CurveDB\C18_VAL-PFAS_Q4_02-23-18-FULL.cdb 24 Feb 2018 15:27:24

Compound name: PFBA

	Name	ID	Acq.Date	Acq.Time
1	180224M1_3	ST180224M1-1 PFC CS0 18B2314	24-Feb-18	12:44:48
2	180224M1_4	IPA	24-Feb-18	12:56:18
3	180224M1_5	1800306-01 REEPDW164FRB 0.12054	24-Feb-18	13:07:48
4	180224M1_6	1800306-02 REEPDW165FRB 0.11619	24-Feb-18	13:19:12
5	180224M1_7	1800306-03 REEPDW166FRB 0.11151	24-Feb-18	13:30:38
6	180224M1_8	1800306-04 REEPDW167FRB 0.1185	24-Feb-18	13:42:05
7	180224M1_9	1800306-05 REEPDW168FRB 0.11959	24-Feb-18	13:53:35
8	180224M1_10	1800306-06 REEPDW169FRB 0.11933	24-Feb-18	14:08:23
9	180224M1_11	1800306-07 REEPDW170FRB 0.11818	24-Feb-18	14:19:45
10	180224M1_12	1800306-08 REEPDW171FRB 0.12105	24-Feb-18	14:31:12
11	180224M1_13	1800306-09 REEPDW172FRB 0.12044	24-Feb-18	14:42:39
12	180224M1_14	1800306-10 REEPDW173FRB 0.11418	24-Feb-18	14:54:06
13	180224M1_15	B8B0132-BS1 OPR 0.125	24-Feb-18	15:05:36
14	180224M1_16	B8B0132-BLK1 Method Blank 0.125	24-Feb-18	15:17:06
15	180224M1_17	B8B0132-MS1 Matrix Spike 0.11558	24-Feb-18	15:28:33
16	180224M1_18	B8B0132-MSD1 Matrix Spike Dup 0.12417	24-Feb-18	15:40:03
17	180224M1_19	1800342-01 WI-AF-29-MW-4-0218 0.12269	24-Feb-18	15:51:30
18	180224M1_20	1800342-02 WI-AF-29-MW-4P-0218 0.11686	24-Feb-18	16:02:56
19	180224M1_21	1800342-03 WI-AF-FB01-021318 0.12659	24-Feb-18	16:14:23
20	180224M1_22	1800342-04 WI-AF-EB01-021318 0.12366	24-Feb-18	16:25:50
21	180224M1_23	1800342-05 WI-AF-EB03-021318 0.12695	24-Feb-18	16:37:20
22	180224M1_24	IPA	24-Feb-18	16:48:47
23	180224M1_25	ST180224M1-2 PFC CS3 18B2317	24-Feb-18	17:00:17
24	180224M1_26	IPA	24-Feb-18	17:11:46
25	180224M1_27	1800342-06 WI-AF-EB04-021318 0.12464	24-Feb-18	17:23:18
26	180224M1_28	1800342-07 WI-AF-MW-N2-9-0218 0.11882	24-Feb-18	17:34:42
27	180224M1_29	1800342-08 WI-AF-MW-N2-9P-0218 0.11893	24-Feb-18	17:46:09
28	180224M1_30	1800342-09 WI-AF-FB01-021518 0.11547	24-Feb-18	17:57:36
29	180224M1_31	1800342-10 WI-AF-MW-N2-7S-0218 0.124	24-Feb-18	18:09:03
30	180224M1_32	1800342-11 WI-AF-MW-N2-3-0218 0.11817	24-Feb-18	18:20:32
31	180224M1_33	1800342-12 WI-AF-EB01-021618 0.11885	24-Feb-18	18:31:59

Vista Analytical Laboratory

Dataset: Untitled

Last Altered: Monday, February 26, 2018 10:44:51 Pacific Standard Time
Printed: Monday, February 26, 2018 10:45:23 Pacific Standard Time

Compound name: PFBA

	Name	ID	Acq.Date	Acq.Time
32	180224M1_34	1800342-13 WI-AF-MW-N2-8-0218 0.12041	24-Feb-18	18:43:26
33	180224M1_35	1800342-14 WI-AF-MW-201-0218 0.11911	24-Feb-18	18:54:56
34	180224M1_36	1800342-15 WI-AF-FB01-021718 0.11145	24-Feb-18	19:06:22
35	180224M1_37	1800342-16 WI-AF-4-MW-3-0218 0.11068	24-Feb-18	19:17:49
36	180224M1_38	1800342-17 WI-AF-EB01-021718 0.12581	24-Feb-18	19:29:18
37	180224M1_39	1800342-18 WI-AF-N2-6C-0218 0.11624	24-Feb-18	19:40:47
38	180224M1_40	1800342-19 WI-AF-FB01-021818 0.11386	24-Feb-18	19:52:16
39	180224M1_41	B8B0115-BS1 OPR 0.125	24-Feb-18	20:03:46
40	180224M1_42	B8B0115-BLK1 Method Blank 0.125	24-Feb-18	20:15:13
41	180224M1_43	B8B0115-MS1 Matrix Spike 0.1206	24-Feb-18	20:26:43
42	180224M1_44	B8B0115-MSD1 Matrix Spike Dup 0.12027	24-Feb-18	20:38:12
43	180224M1_45	1800312-01 REEPDW174 0.12357	24-Feb-18	20:49:40
44	180224M1_46	1800312-02 REEPDW175 0.12536	24-Feb-18	21:01:07
45	180224M1_47	IPA	24-Feb-18	21:12:37
46	180224M1_48	ST180224M1-3 PFC CS3 18B2317	24-Feb-18	21:24:04
47	180224M1_49	IPA	24-Feb-18	21:35:34
48	180224M1_50	1800312-03 REEPDW176 0.12182	24-Feb-18	21:47:04
49	180224M1_51	1800312-04 REEPDW177 0.11976	24-Feb-18	21:58:28
50	180224M1_52	1800312-05 REEPDW179 0.12055	24-Feb-18	22:09:55
51	180224M1_53	1800312-06 REEPDW178 0.12456	24-Feb-18	22:21:22
52	180224M1_54	1800312-07 REEPDW180 0.11918	24-Feb-18	22:32:52
53	180224M1_55	1800312-08 REEPDW517 0.12276	24-Feb-18	22:44:21
54	180224M1_56	1800313-01 REEPDW174FRB 0.12579	24-Feb-18	22:55:48
55	180224M1_57	1800313-02 REEPDW175FRB 0.12099	24-Feb-18	23:07:15
56	180224M1_58	1800313-03 REEPDW176FRB 0.12295	24-Feb-18	23:18:42
57	180224M1_59	1800313-04 REEPDW177FRB 0.12439	24-Feb-18	23:30:09
58	180224M1_60	1800313-05 REEPDW179FRB 0.12378	24-Feb-18	23:41:35
59	180224M1_61	1800313-06 REEPDW178FRB 0.12129	24-Feb-18	23:53:05
60	180224M1_62	1800313-07 REEPDW180FRB 0.12115	25-Feb-18	00:04:36
61	180224M1_63	1800318-01 REEPDW181 0.12681	25-Feb-18	00:16:03
62	180224M1_64	1800318-02 REEPDW182 0.11511	25-Feb-18	00:27:32
63	180224M1_65	IPA	25-Feb-18	00:39:02
64	180224M1_66	ST180224M1-4 PFC CS0 18B2314	25-Feb-18	00:50:29
65	180224M1_67	IPA	25-Feb-18	01:01:59

Vista Analytical Laboratory

Dataset: Untitled

Last Altered: Monday, February 26, 2018 10:44:51 Pacific Standard Time
Printed: Monday, February 26, 2018 10:45:23 Pacific Standard Time

Compound name: PFBA

	Name	ID	Acq Date	Acq Time
66	180224M1_68	1800318-03 REEPDW183 0.1239	25-Feb-18	01:13:29
67	180224M1_69	1800318-04 REEPDW184 0.11402	25-Feb-18	01:24:58
68	180224M1_70	1800318-05 REEPDW185 0.12148	25-Feb-18	01:36:24
69	180224M1_71	B8B0096-BS1 OPR 0.125	25-Feb-18	01:47:55
70	180224M1_72	B8B0096-BLK1 Method Blank 0.125	25-Feb-18	01:59:24
71	180224M1_73	B8B0096-MS1 Matrix Spike 0.11568	25-Feb-18	02:10:53
72	180224M1_74	B8B0096-MSD1 Matrix Spike Dup 0.1188	25-Feb-18	02:22:22
73	180224M1_75	1800298-01 REEPDW155 0.11708	25-Feb-18	02:33:49
74	180224M1_76	1800298-02 REEPDW156 0.11596	25-Feb-18	02:45:16
75	180224M1_77	1800298-03 REEPDW157 0.12015	25-Feb-18	02:56:46
76	180224M1_78	1800298-04 REEPDW158 0.1178	25-Feb-18	03:08:15
77	180224M1_79	1800298-05 REEPDW159 0.11737	25-Feb-18	03:19:44
78	180224M1_80	1800299-01 REEPDW155FRB 0.11474	25-Feb-18	03:31:04
79	180224M1_81	1800299-02 REEPDW156FRB 0.1178	25-Feb-18	03:42:32
80	180224M1_82	1800299-03 REEPDW157FRB 0.11643	25-Feb-18	03:54:01
81	180224M1_83	1800299-04 REEPDW158FRB 0.11892	25-Feb-18	04:05:31
82	180224M1_84	1800299-05 REEPDW159FRB 0.11693	25-Feb-18	04:17:00
83	180224M1_85	1800301-01 REEPDW160 0.11595	25-Feb-18	04:28:26
84	180224M1_86	1800301-02 REEPDW515 0.11695	25-Feb-18	04:39:56
85	180224M1_87	IPA	25-Feb-18	04:51:25
86	180224M1_88	ST180224M1-5 PFC CS3 18B2317	25-Feb-18	05:02:52
87	180224M1_89	IPA	25-Feb-18	05:14:21
88	180224M1_90	1800301-03 REEPDW161 0.11505	25-Feb-18	05:25:51
89	180224M1_91	1800301-04 REEPDW162 0.11664	25-Feb-18	05:37:21
90	180224M1_92	1800301-05 REEPDW163 0.11483	25-Feb-18	05:48:48
91	180224M1_93	1800302-01 REEPDW160FRB 0.11761	25-Feb-18	06:00:15
92	180224M1_94	1800302-02 REEPDW161FRB 0.1172	25-Feb-18	06:11:42
93	180224M1_95	1800302-03 REEPDW162FRB 0.11535	25-Feb-18	06:23:09
94	180224M1_96	1800302-04 REEPDW163FRB 0.11575	25-Feb-18	06:34:35
95	180224M1_97	B8B0111-BS1 OPR 0.125	25-Feb-18	06:46:02
96	180224M1_98	B8B0111-BLK1 Method Blank 0.125	25-Feb-18	06:57:33
97	180224M1_99	B8B0111-MS1 Matrix Spike 0.11922	25-Feb-18	07:09:00
98	180224M1_100	B8B0111-MSD1 Matrix Spike Dup 0.1198	25-Feb-18	07:20:29
99	180224M1_101	1800308-01 OF-RW55-0218 0.11519	25-Feb-18	07:31:56

Vista Analytical Laboratory

Dataset: Untitled

Last Altered: Monday, February 26, 2018 10:44:51 Pacific Standard Time
Printed: Monday, February 26, 2018 10:45:23 Pacific Standard Time

Compound name: PFBA

	Name	ID	Acq.Date	Acq.Time
100	180224M1_102	1800308-02 OF-RW55P-0218 0.11586	25-Feb-18	07:43:23
101	180224M1_103	1800308-03 OF-FB55-0218 0.11289	25-Feb-18	07:54:50
102	180224M1_104	1800308-04 OF-RW56-0218 0.11816	25-Feb-18	08:06:17
103	180224M1_105	1800308-05 OF-FB56-0218 0.11044	25-Feb-18	08:17:47
104	180224M1_106	1800308-06 OF-RW53-0218 0.11594	25-Feb-18	08:29:15
105	180224M1_107	1800308-07 OF-FB53-0218 0.11932	25-Feb-18	08:40:42
106	180224M1_108	1800308-08 OF-RW68-0218 0.11919	25-Feb-18	08:52:09
107	180224M1_109	1800308-09 OF-FB68-0218 0.11842	25-Feb-18	09:03:36
108	180224M1_110	1800308-10 OF-RW54-0218 0.07054	25-Feb-18	09:15:05
109	180224M1_111	1800308-11 OF-FB54-0218 0.11801	25-Feb-18	09:26:31
110	180224M1_112	1800308-12 OF-RW69-0218 0.11701	25-Feb-18	09:38:01
111	180224M1_113	1800308-13 OF-FB69-0218 0.1193	25-Feb-18	09:49:31
112	180224M1_114	IPA	25-Feb-18	10:00:58
113	180224M1_115	ST180224M1-6 PFC CS3 18B2317	25-Feb-18	10:12:28
114	180224M1_116	IPA	25-Feb-18	10:23:57
115	180224M1_117	1800308-14 OF-RW30-0218 0.11538	25-Feb-18	10:35:23
116	180224M1_118	1800308-15 OF-FB30-0218 0.12036	25-Feb-18	10:46:50
117	180224M1_119	1800308-16 OF-RW24-0218 0.11552	25-Feb-18	10:58:17
118	180224M1_120	1800308-17 OF-FB24-0218 0.11631	25-Feb-18	11:09:44
119	180224M1_121	1800308-18 OF-RW46-0218 0.11424	25-Feb-18	11:21:14
120	180224M1_122	1800308-19 OF-FB46-0218 0.11839	25-Feb-18	11:32:44
121	180224M1_123	IPA	25-Feb-18	11:44:14
122	180224M1_124	ST180224M1-7 PFC CS3 18B2317	25-Feb-18	11:55:44
123	180224M1_125	IPA	25-Feb-18	12:07:13

Dataset: F:\Projects\PFAS.PRO\Results\180224M1\180224M1-48.qld

Last Altered: Monday, February 26, 2018 09:39:09 Pacific Standard Time
Printed: Monday, February 26, 2018 09:39:15 Pacific Standard Time

Method: F:\Projects\PFAS.PRO\MethDB\PFAS_FULL_80C_022318.mdb 26 Feb 2018 09:30:45
Calibration: F:\Projects\PFAS.PRO\CurveDB\C18_VAL-PFAS_Q4_02-23-18-FULL.cdb 24 Feb 2018 15:27:24

Name: 180224M1_48, Date: 24-Feb-2018, Time: 21:24:04, ID: ST180224M1-3 PFC CS3 18B2317, Description: PFC CS3 18B2317

PFBA

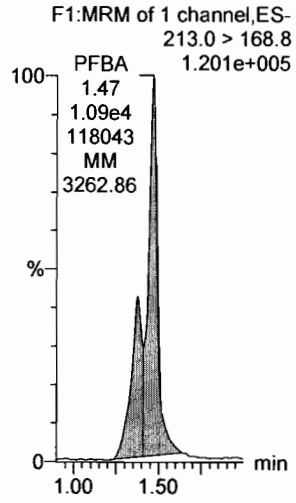

PFPeA

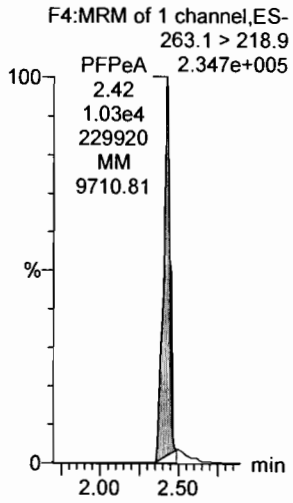

PFBS

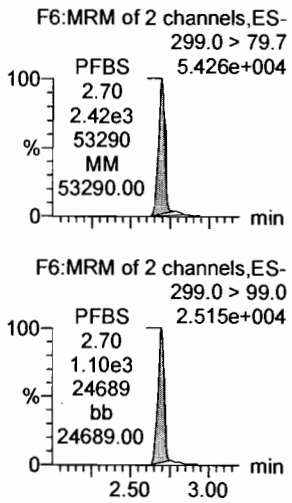

4:2 FTS

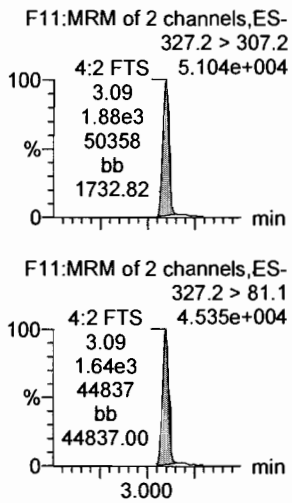

PFHxA

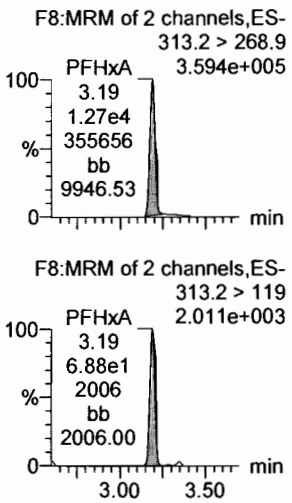

PFPeS

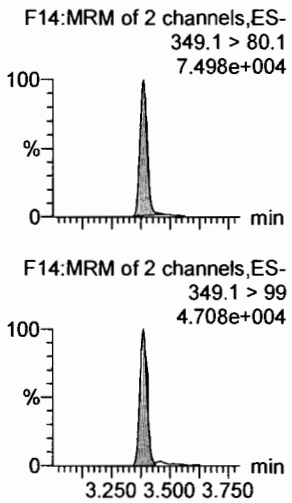

13C3-PFBA

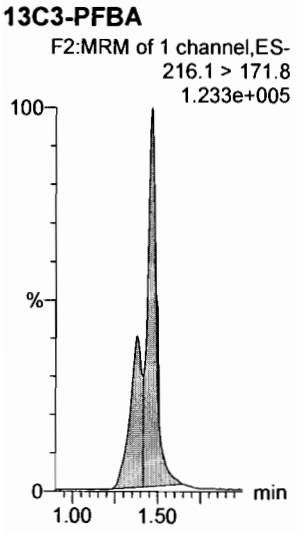

13C3-PFPeA

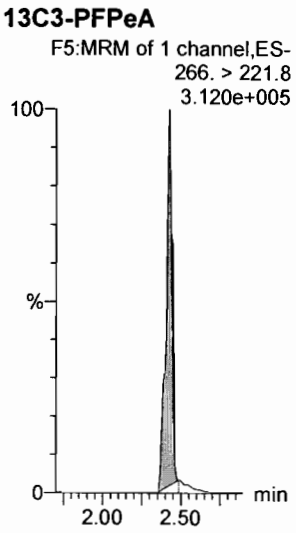

13C3-PFBS

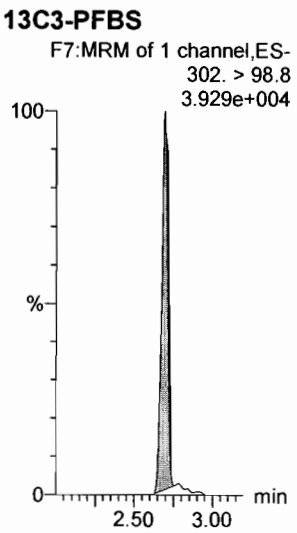

13C3-PFBS

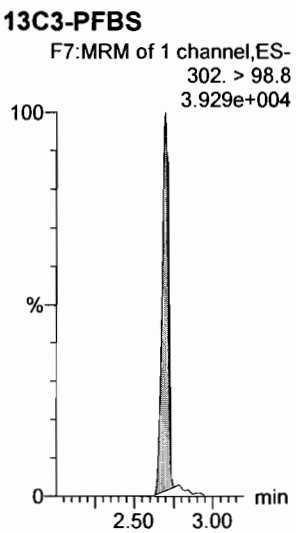

13C2-PFHxA

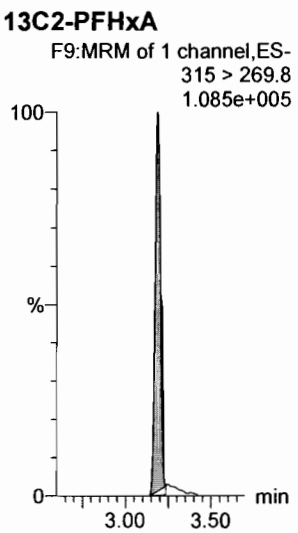

13C3-PFBS

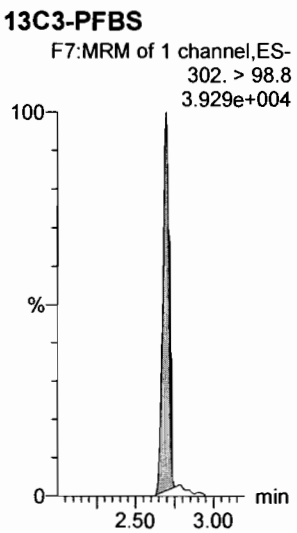

Dataset: F:\Projects\PFAS.PRO\Results\180224M1\180224M1-48.qld

Last Altered: Monday, February 26, 2018 09:39:09 Pacific Standard Time
Printed: Monday, February 26, 2018 09:39:15 Pacific Standard Time

Name: 180224M1_48, Date: 24-Feb-2018, Time: 21:24:04, ID: ST180224M1-3 PFC CS3 18B2317, Description: PFC CS3 18B2317

6:2 FTS

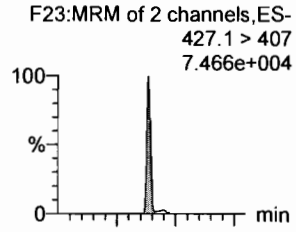

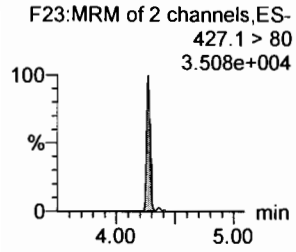

PFHpA

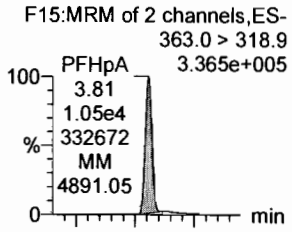

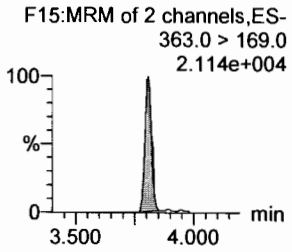

L-PFHxS

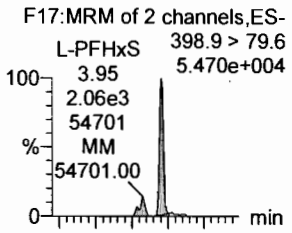

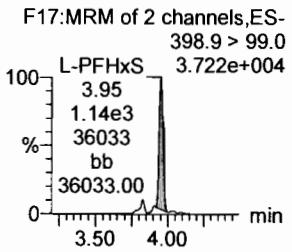

L-PFOA

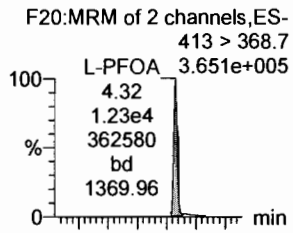

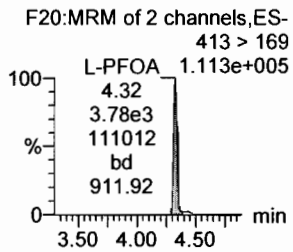

PFHpS

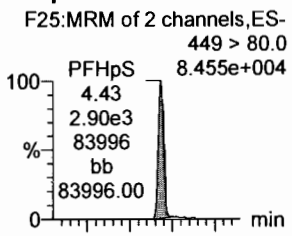

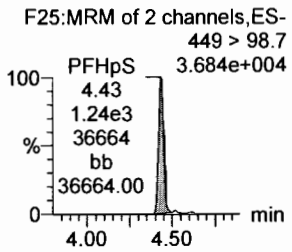

PFNA

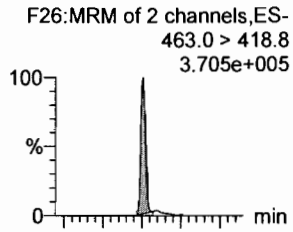

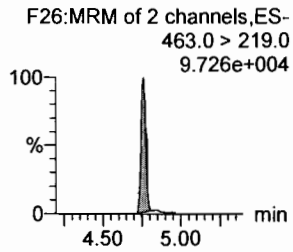

18O2-PFHxS

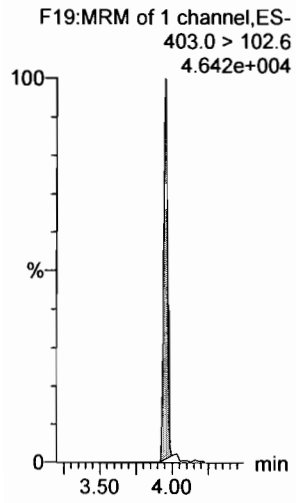

13C4-PFHpA

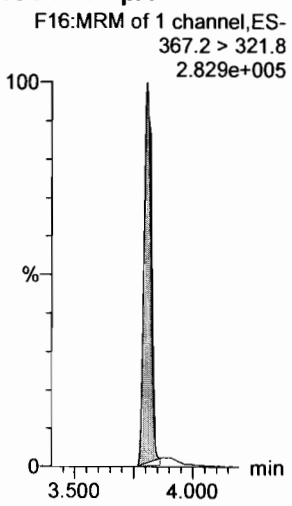

13C2-PFOA

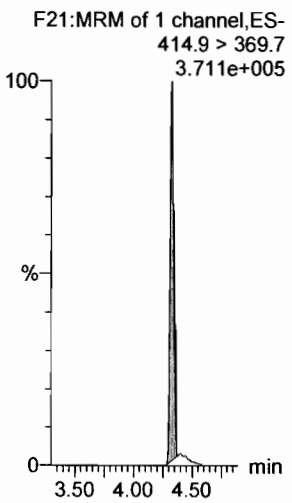

13C2-PFOA

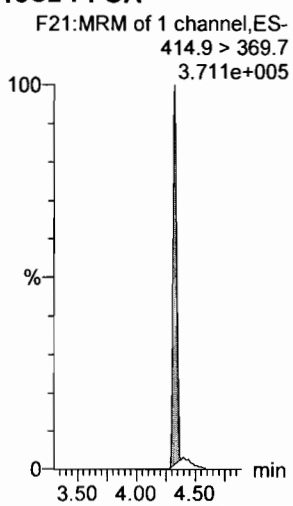

13C2-PFOA

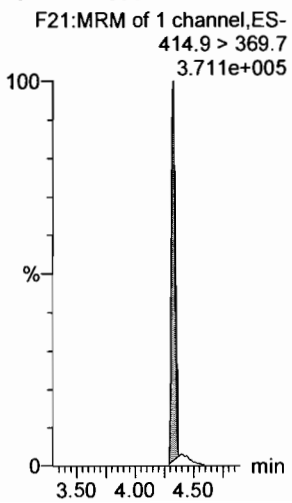

13C5-PFNA

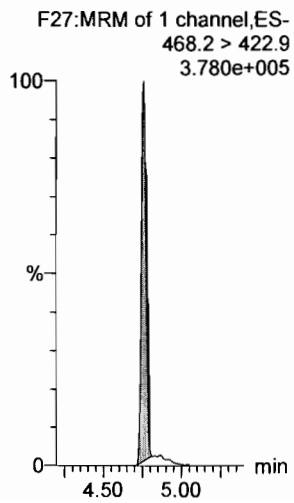

Dataset: F:\Projects\PFAS.PRO\Results\180224M1\180224M1-48.qld

Last Altered: Monday, February 26, 2018 09:39:09 Pacific Standard Time
Printed: Monday, February 26, 2018 09:39:15 Pacific Standard Time

Name: 180224M1_48, Date: 24-Feb-2018, Time: 21:24:04, ID: ST180224M1-3 PFC CS3 18B2317, Description: PFC CS3 18B2317

PFOSA

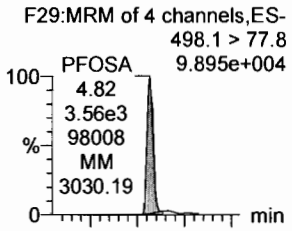

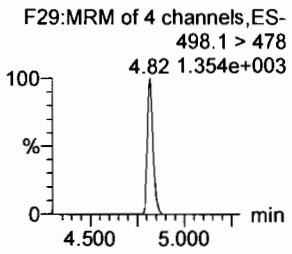

L-PFOS

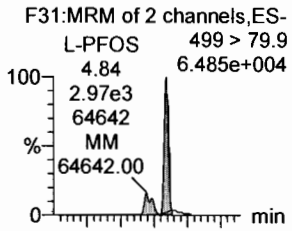

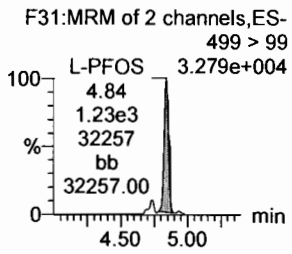

PFDA

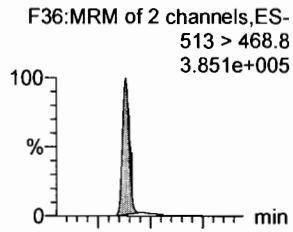

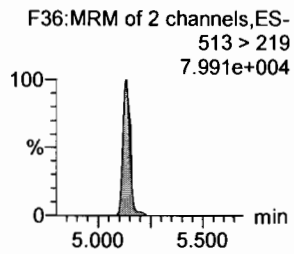

8:2 FTS

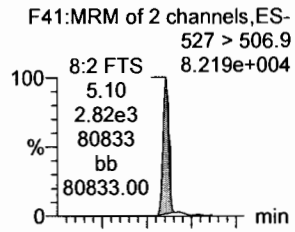

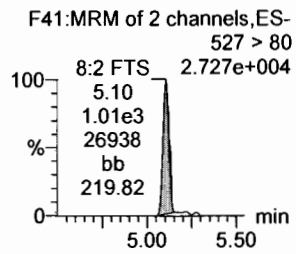

PFNS

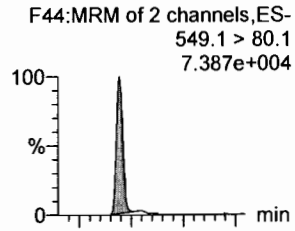

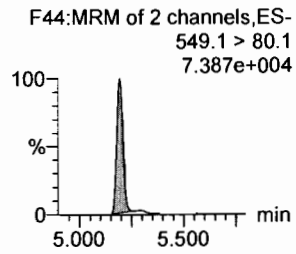

N-MeFOSAA

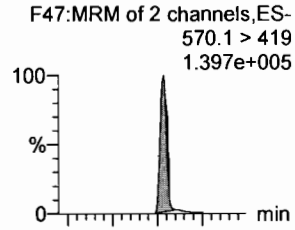

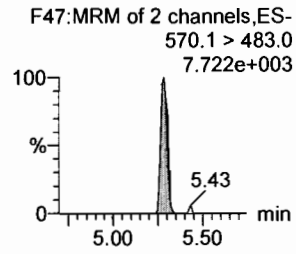

13C8-PFOSA

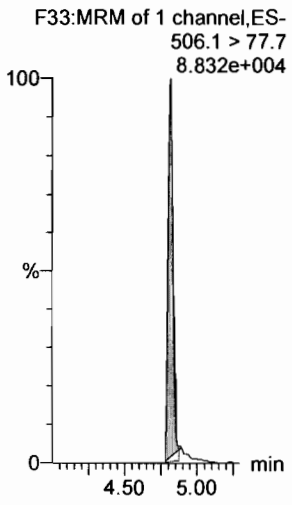

13C8-PFOS

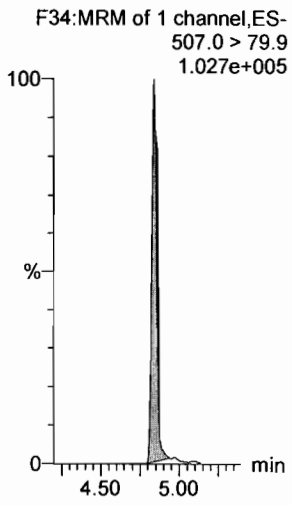

13C2-PFDA



13C2-PFOA

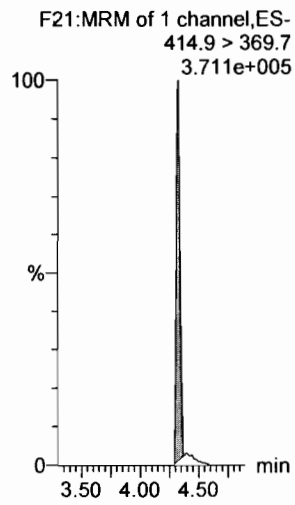

13C2-PFOA

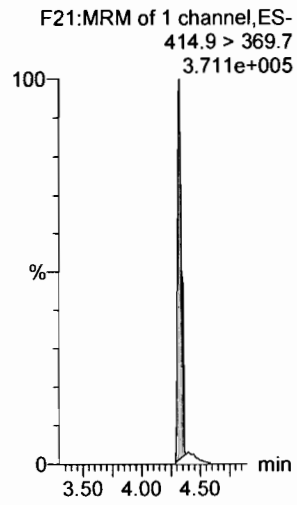

d3-N-MeFOSAA

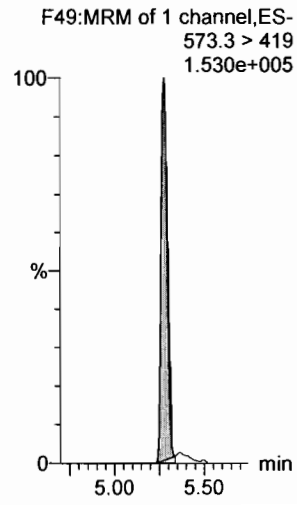

Dataset: F:\Projects\PFAS.PRO\Results\180224M1\180224M1-48.qld

Last Altered: Monday, February 26, 2018 09:39:09 Pacific Standard Time
Printed: Monday, February 26, 2018 09:39:15 Pacific Standard Time

Name: 180224M1_48, Date: 24-Feb-2018, Time: 21:24:04, ID: ST180224M1-3 PFC CS3 18B2317, Description: PFC CS3 18B2317

N-EtFOSAA

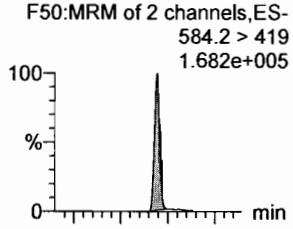

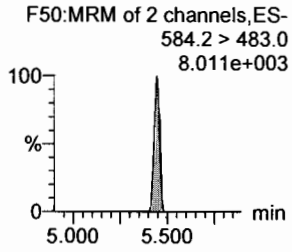

PFDoA

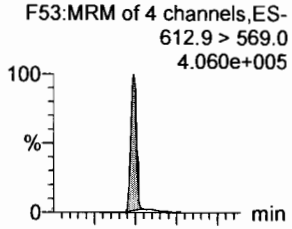

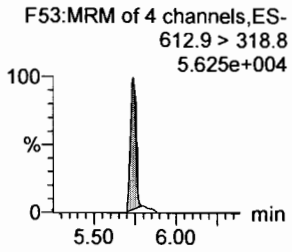

PFDS

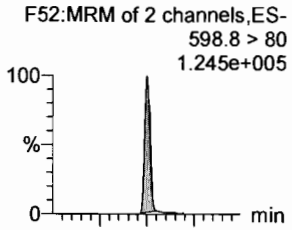

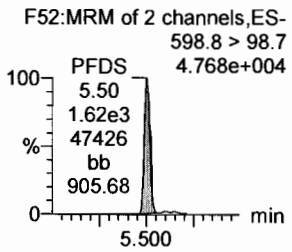

PFUdA

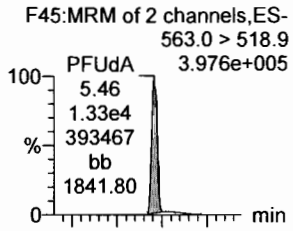

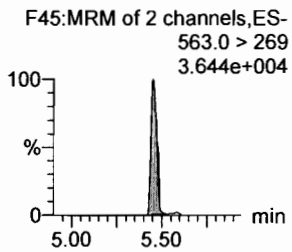

N-MeFOSA

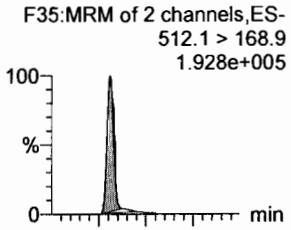

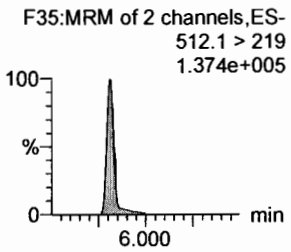

PFTrDA

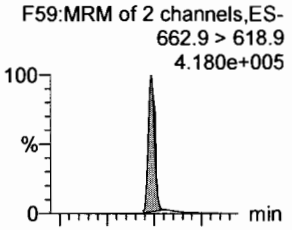

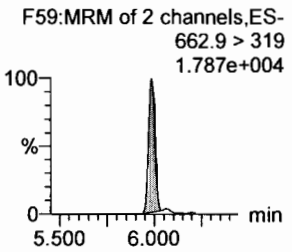

d5-N-EtFOSAA



13C2-PFDoA

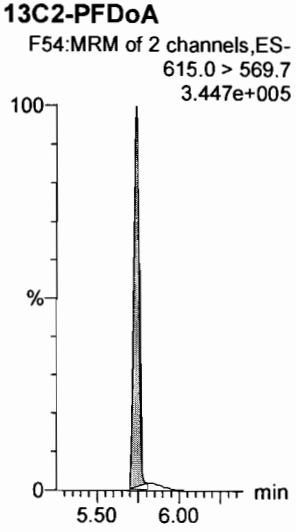

13C2-PFUdA

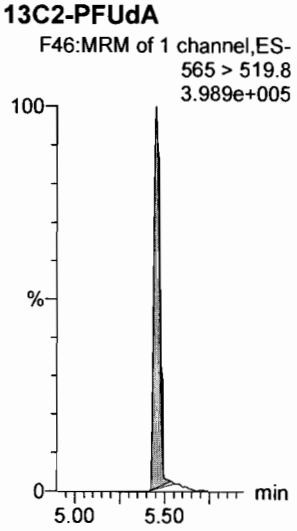

13C2-PFUdA



d3-N-MeFOSA

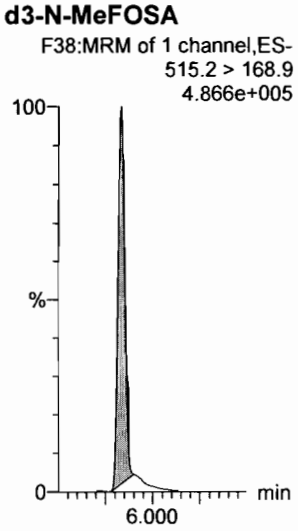

13C2-PFDoA

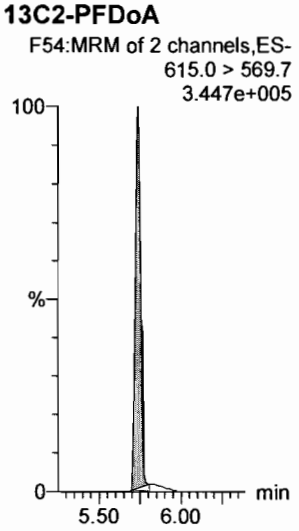

Dataset: F:\Projects\PFAS.PRO\Results\180224M1\180224M1-48.qld

Last Altered: Monday, February 26, 2018 09:39:09 Pacific Standard Time
Printed: Monday, February 26, 2018 09:39:15 Pacific Standard Time

Name: 180224M1_48, Date: 24-Feb-2018, Time: 21:24:04, ID: ST180224M1-3 PFC CS3 18B2317, Description: PFC CS3 18B2317

PFTeDA

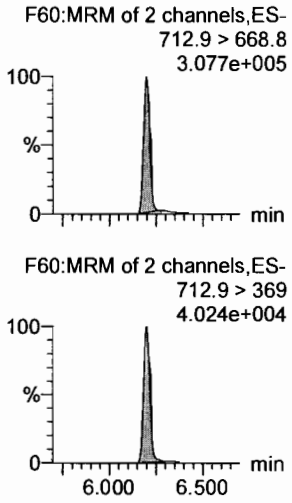

N-EtFOSA

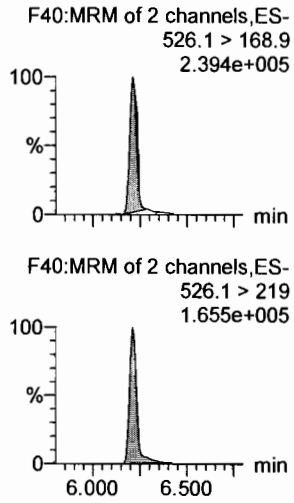

PFHxDA

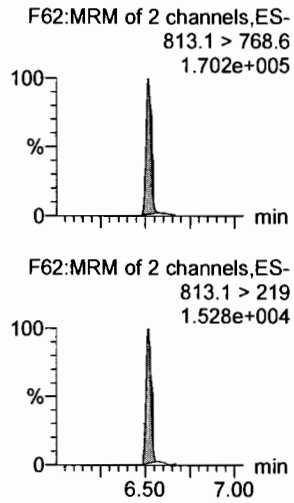

PFODA



N-MeFOSE

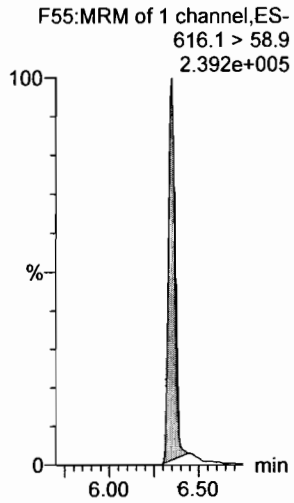

N-EtFOSE

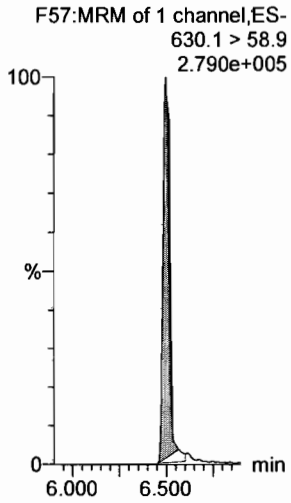

13C2-PFTeDA

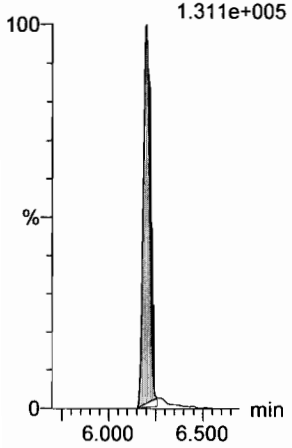

d5-N-ETFOSA

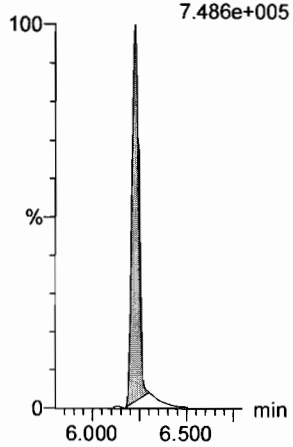

13C2-PFHxDA

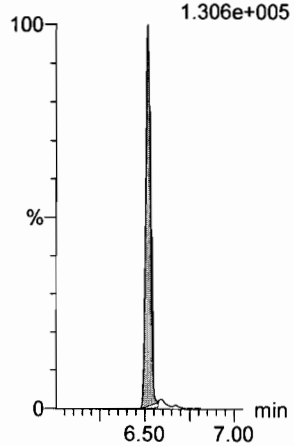

13C2-PFHxDA

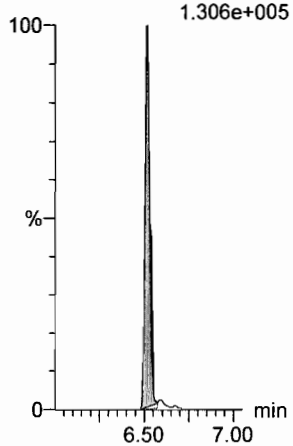

d7-N-MeFOSE



d9-N-EtFOSE

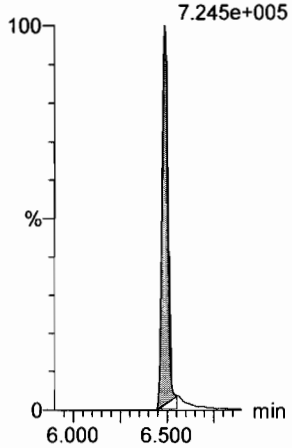

Dataset: F:\Projects\PFAS.PRO\Results\180224M1\180224M1-48.qld

Last Altered: Monday, February 26, 2018 09:39:09 Pacific Standard Time
Printed: Monday, February 26, 2018 09:39:15 Pacific Standard Time

Name: 180224M1_48, Date: 24-Feb-2018, Time: 21:24:04, ID: ST180224M1-3 PFC CS3 18B2317, Description: PFC CS3 18B2317

13C4-PFBA

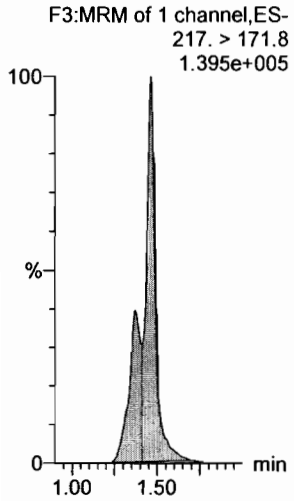

13C5-PFHxA

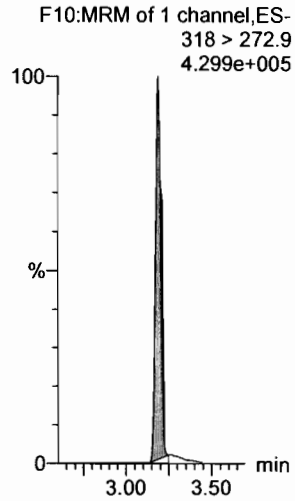

13C3-PFHxS

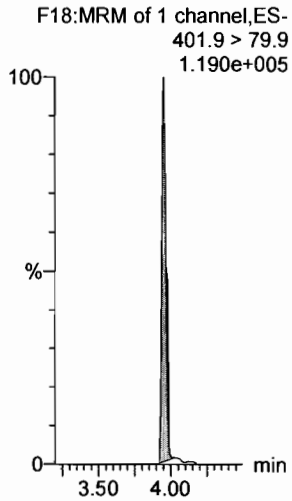

13C8-PFOA

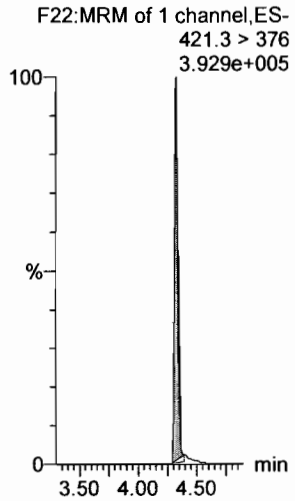

13C9-PFNA

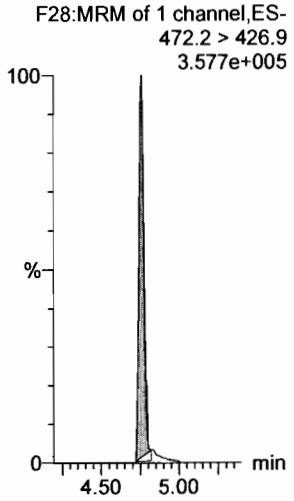

13C4-PFOS

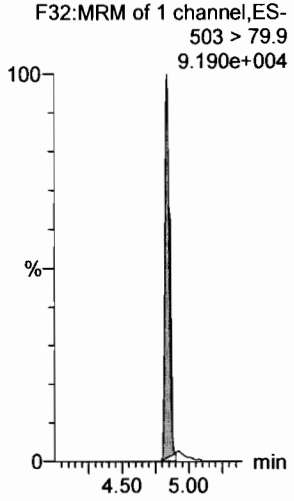

13C6-PFDA

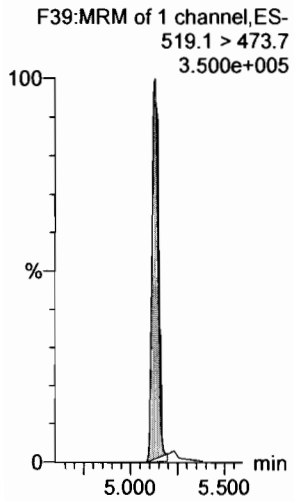

13C7-PFUdA

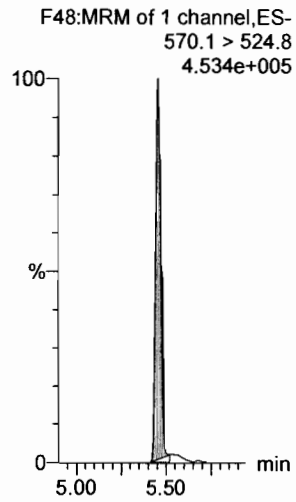

Vista Analytical Laboratory

Dataset: Untitled

Last Altered: Monday, February 26, 2018 11:41:59 Pacific Standard Time
Printed: Monday, February 26, 2018 11:42:07 Pacific Standard Time

Method: F:\Projects\PFAS.PRO\MethDB\PFAS_RS-2-5-18.mdb 06 Feb 2018 10:46:28
Calibration: 26 Feb 2018 11:41:59

Name: 180226M1_2, Date: 26-Feb-2018, Time: 09:38:41, ID: ST180226M1-1 PFC CS0 18B2314, Description: PFC CS0 18B2314

	#	Name	ID	Area	%Rec	Area Out
1	1	13C4-PFBA	ST180226M1-1 PFC CS0 18B2314	7.68e3	100.0	NO
2	2	13C5-PFHxA	ST180226M1-1 PFC CS0 18B2314	1.39e4	100.0	NO
3	3	13C3-PFHxS	ST180226M1-1 PFC CS0 18B2314	3.34e3	100.0	NO
4	4	13C8-PFOA	ST180226M1-1 PFC CS0 18B2314	1.08e4	100.0	NO
5	5	13C9-PFNA	ST180226M1-1 PFC CS0 18B2314	1.44e4	100.0	NO
6	6	13C4-PFOS	ST180226M1-1 PFC CS0 18B2314	3.49e3	100.0	NO
7	7	13C6-PFDA	ST180226M1-1 PFC CS0 18B2314	1.46e4	100.0	NO
8	8	13C7-PFUdA	ST180226M1-1 PFC CS0 18B2314	1.54e4	100.0	NO

Name: 180226M1_3, Date: 26-Feb-2018, Time: 09:50:11, ID: IPA, Description: IPA

	#	Name	ID	Area	%Rec	Area Out
1	1	13C4-PFBA	IPA			NO
2	2	13C5-PFHxA	IPA			NO
3	3	13C3-PFHxS	IPA			NO
4	4	13C8-PFOA	IPA			NO
5	5	13C9-PFNA	IPA			NO
6	6	13C4-PFOS	IPA			NO
7	7	13C6-PFDA	IPA			NO
8	8	13C7-PFUdA	IPA			NO

Name: 180226M1_4, Date: 26-Feb-2018, Time: 10:01:38, ID: 1800342-06 WI-AF-EB04-021318 0.12464, Description: WI-AF-EB04-021318

	#	Name	ID	Area	%Rec	Area Out
1	1	13C4-PFBA	1800342-06 WI-AF-EB04-021318 0.124...	8.21e3	107.0	NO
2	2	13C5-PFHxA	1800342-06 WI-AF-EB04-021318 0.124...	9.48e3	68.4	NO
3	3	13C3-PFHxS	1800342-06 WI-AF-EB04-021318 0.124...	2.75e3	82.5	NO
4	4	13C8-PFOA	1800342-06 WI-AF-EB04-021318 0.124...	9.22e3	85.4	NO
5	5	13C9-PFNA	1800342-06 WI-AF-EB04-021318 0.124...	1.14e4	79.2	NO
6	6	13C4-PFOS	1800342-06 WI-AF-EB04-021318 0.124...	3.27e3	93.8	NO
7	7	13C6-PFDA	1800342-06 WI-AF-EB04-021318 0.124...	8.33e3	57.1	NO
8	8	13C7-PFUdA	1800342-06 WI-AF-EB04-021318 0.124...	1.13e4	73.3	NO

Name: 180226M1_5, Date: 26-Feb-2018, Time: 10:13:05, ID: IPA, Description: IPA

	#	Name	ID	Area	%Rec	Area Out
1	1	13C4-PFBA	IPA			NO
2	2	13C5-PFHxA	IPA			NO
3	3	13C3-PFHxS	IPA			NO
4	4	13C8-PFOA	IPA			NO
5	5	13C9-PFNA	IPA			NO
6	6	13C4-PFOS	IPA			NO
7	7	13C6-PFDA	IPA			NO
8	8	13C7-PFUdA	IPA			NO

Vista Analytical Laboratory

Dataset: Untitled

Last Altered: Monday, February 26, 2018 11:41:59 Pacific Standard Time
Printed: Monday, February 26, 2018 11:42:07 Pacific Standard Time

Name: 180226M1_6, Date: 26-Feb-2018, Time: 10:24:32, ID: ST180226M1-2 PFC CS3 18B2317, Description: PFC CS3 18B2317

	#	Name	ID	Area	%Rec	Area Out
1	1	13C4-PFBA	ST180226M1-2 PFC CS3 18B2317	8.11e3	105.7	NO
2	2	13C5-PFHxA	ST180226M1-2 PFC CS3 18B2317	1.51e4	108.7	NO
3	3	13C3-PFHxS	ST180226M1-2 PFC CS3 18B2317	3.44e3	103.0	NO
4	4	13C8-PFOA	ST180226M1-2 PFC CS3 18B2317	1.26e4	116.3	NO
5	5	13C9-PFNA	ST180226M1-2 PFC CS3 18B2317	1.27e4	88.0	NO
6	6	13C4-PFOS	ST180226M1-2 PFC CS3 18B2317	3.83e3	109.7	NO
7	7	13C6-PFDA	ST180226M1-2 PFC CS3 18B2317	1.41e4	96.8	NO
8	8	13C7-PFUdA	ST180226M1-2 PFC CS3 18B2317	1.59e4	103.1	NO

Vista Analytical Laboratory

Dataset: Untitled

Last Altered: Monday, February 26, 2018 11:41:16 Pacific Standard Time
Printed: Monday, February 26, 2018 11:41:24 Pacific Standard Time

Method: F:\Projects\PFAS.PRO\MethDB\PFAS_FULL_80C_022318.mdb 26 Feb 2018 09:30:45
Calibration: F:\Projects\PFAS.PRO\CurveDB\C18_VAL-PFAS_Q4_02-23-18-FULL.cdb 24 Feb 2018 15:27:24

Name: 180226M1_3, Date: 26-Feb-2018, Time: 09:50:11, ID: IPA, Description: IPA

PFBA

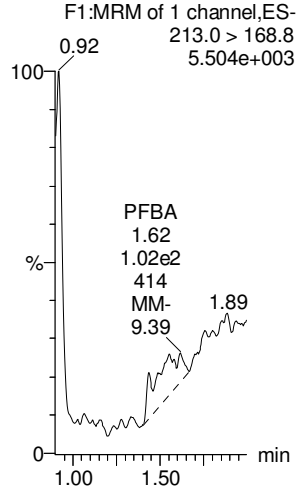

PFPeA

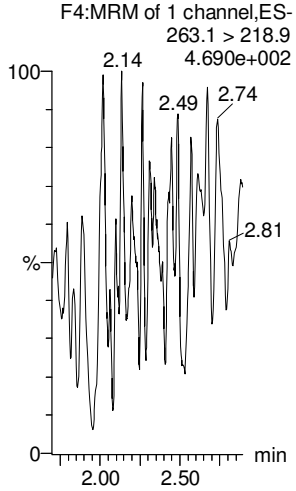

PFBS

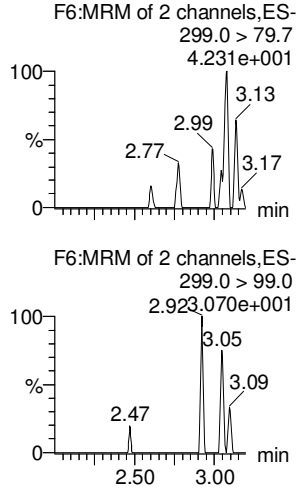

4:2 FTS

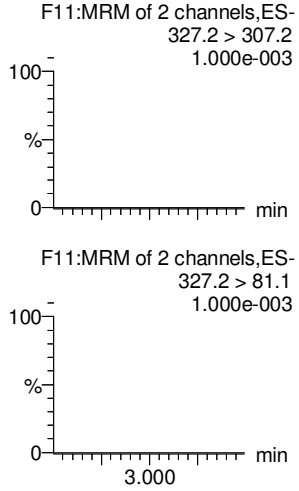

PFHxA

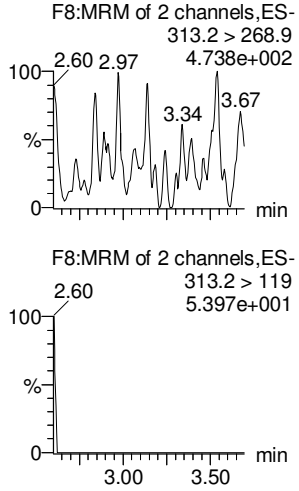

PFPeS

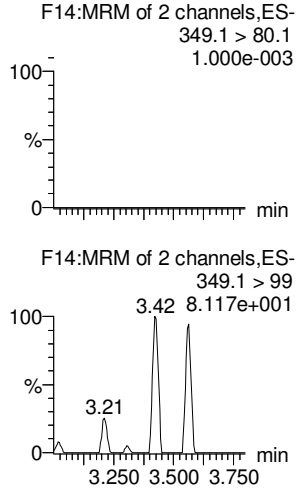

13C3-PFBA

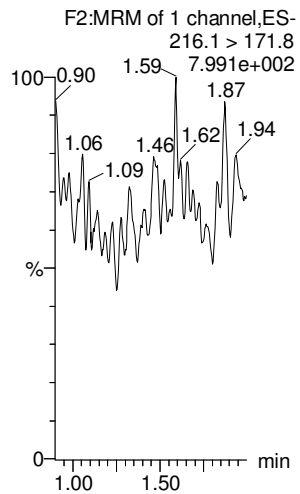

13C3-PFPeA

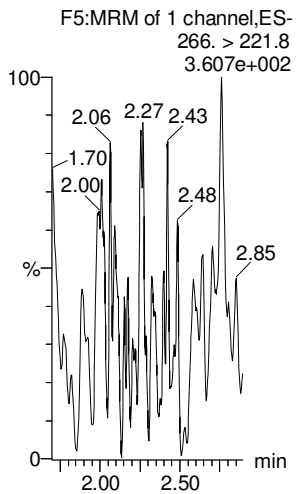

13C3-PFBS

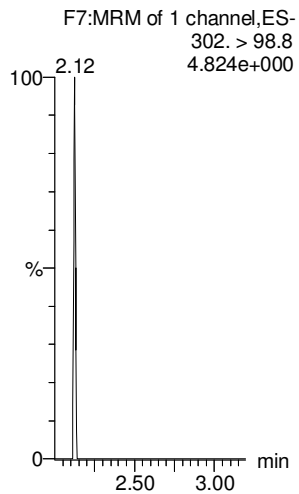

13C3-PFBS

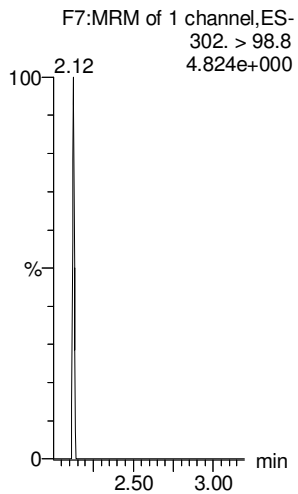

13C2-PFHxA

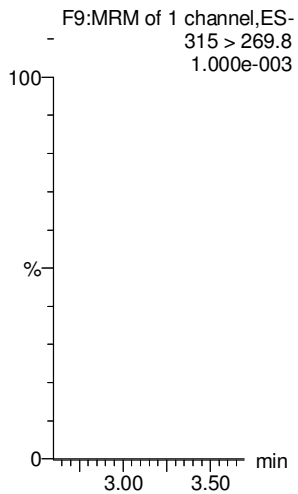

13C3-PFBS

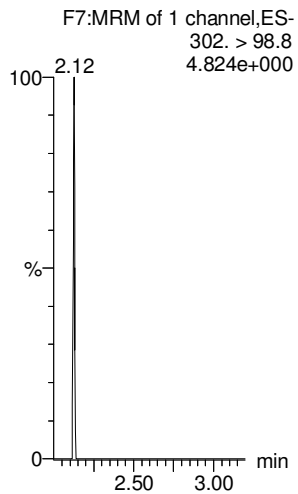

Dataset: Untitled

Last Altered: Monday, February 26, 2018 11:41:16 Pacific Standard Time
Printed: Monday, February 26, 2018 11:41:24 Pacific Standard Time

Name: 180226M1_3, Date: 26-Feb-2018, Time: 09:50:11, ID: IPA, Description: IPA

6:2 FTS

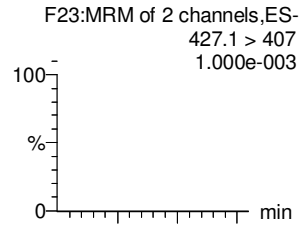

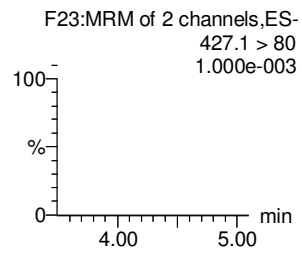

PFHpA

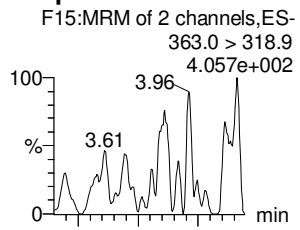

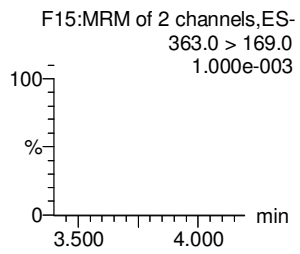

L-PFHxS

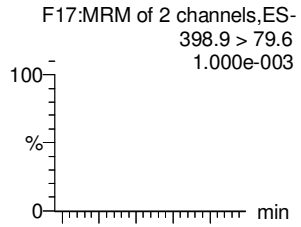

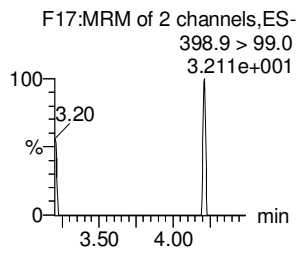

L-PFOA

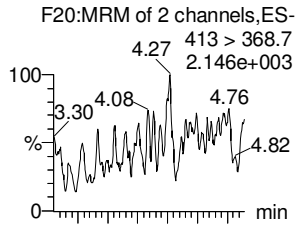

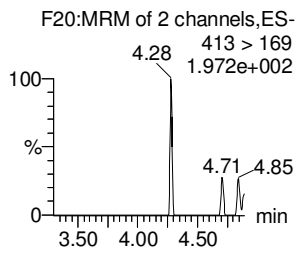

PFHpS

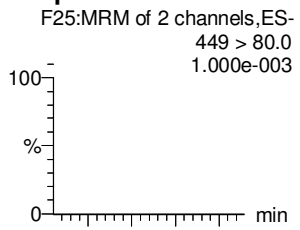

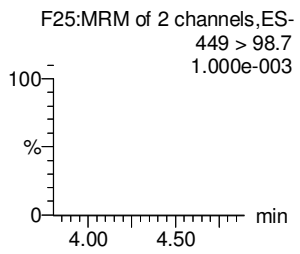

PFNA

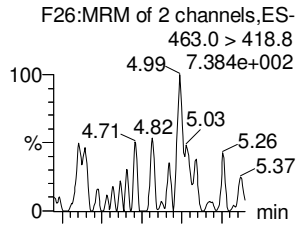

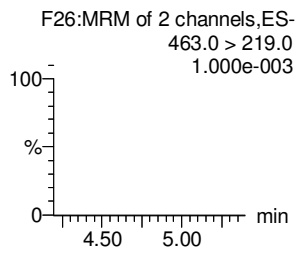

18O2-PFHxS

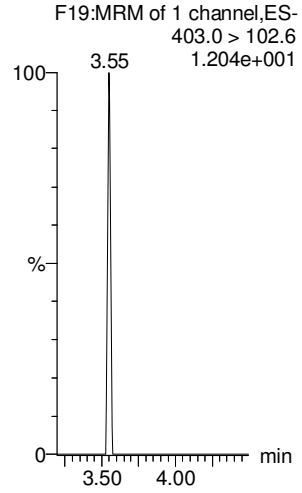

13C4-PFHpA

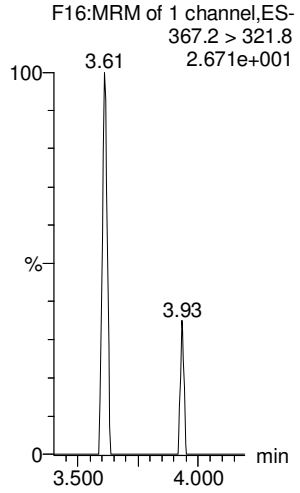

13C2-PFOA

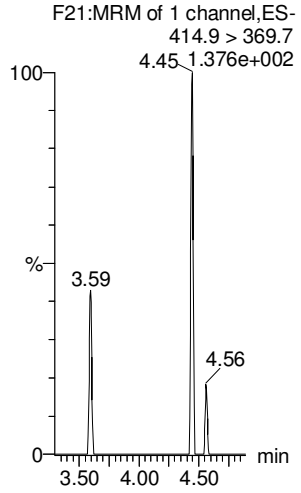

13C2-PFOA

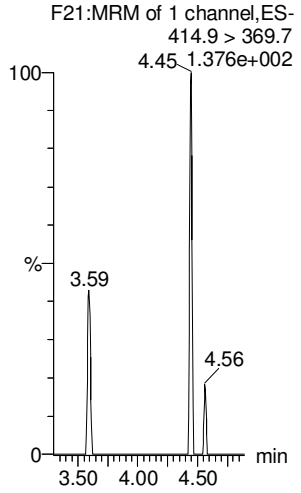

13C2-PFOA

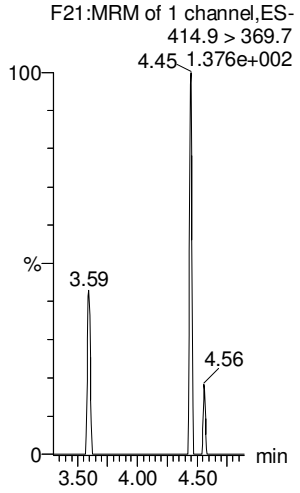

13C5-PFNA

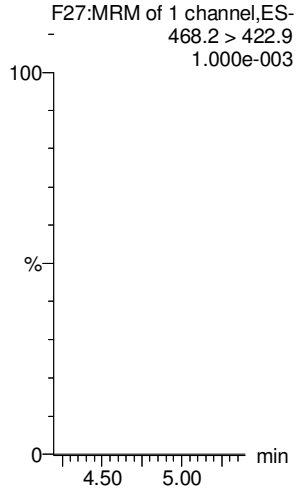

Dataset: Untitled

Last Altered: Monday, February 26, 2018 11:41:16 Pacific Standard Time
Printed: Monday, February 26, 2018 11:41:24 Pacific Standard Time

Name: 180226M1_3, Date: 26-Feb-2018, Time: 09:50:11, ID: IPA, Description: IPA

PFOSA

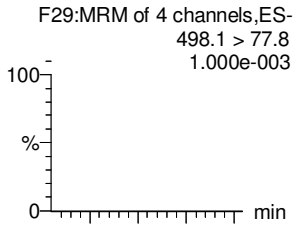

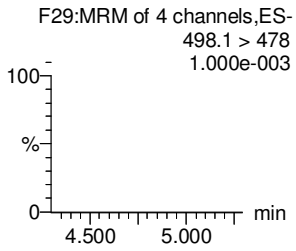

L-PFOS

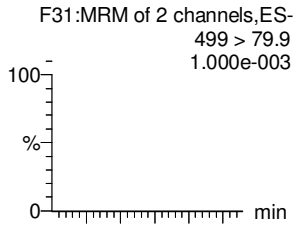

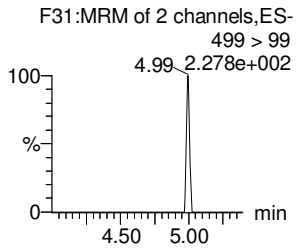

PFDA

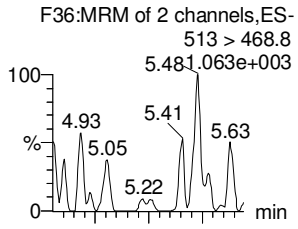

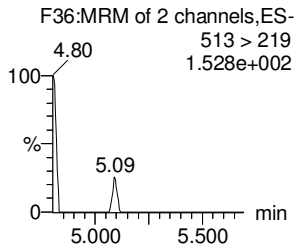

8:2 FTS

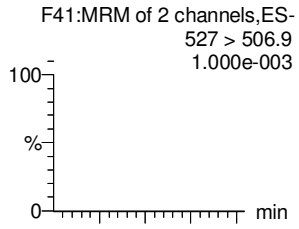

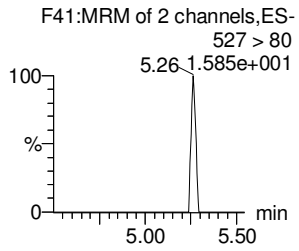

PFNS

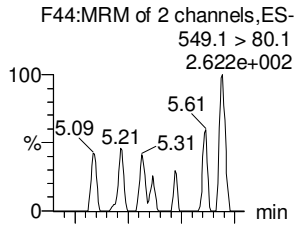

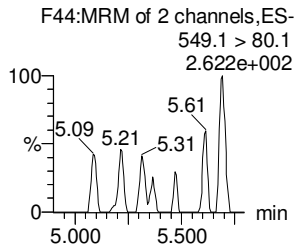

N-MeFOSAA

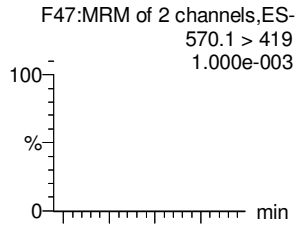

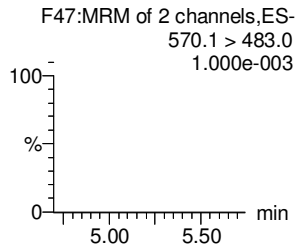

13C8-PFOSA

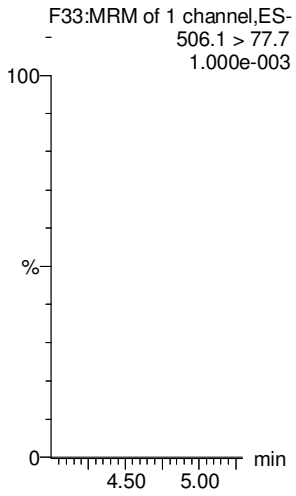

13C8-PFOS

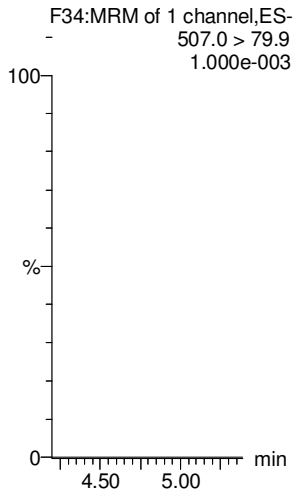

13C2-PFDA

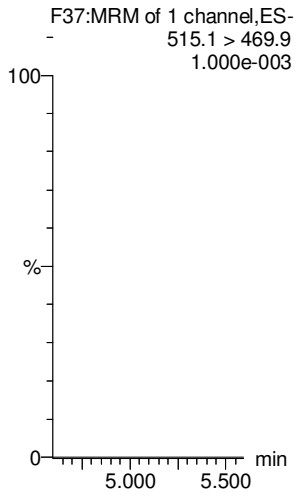

13C2-PFOA

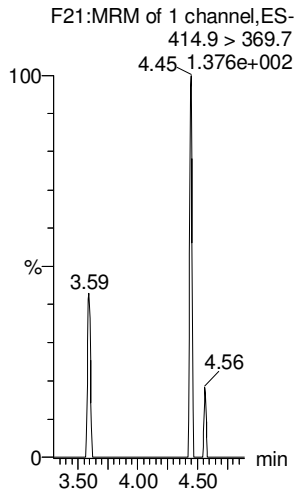

13C2-PFOA

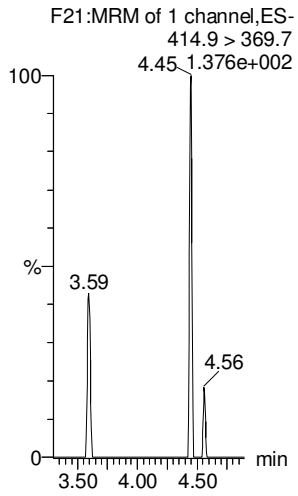

d3-N-MeFOSAA

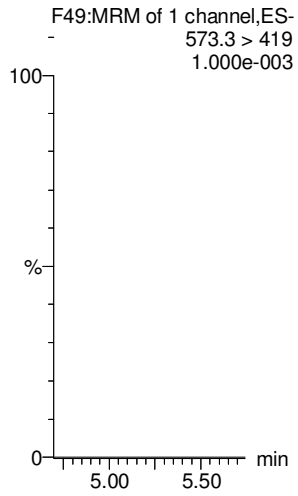

Dataset: Untitled

Last Altered: Monday, February 26, 2018 11:41:16 Pacific Standard Time
Printed: Monday, February 26, 2018 11:41:24 Pacific Standard Time

Name: 180226M1_3, Date: 26-Feb-2018, Time: 09:50:11, ID: IPA, Description: IPA

N-EtFOSAA

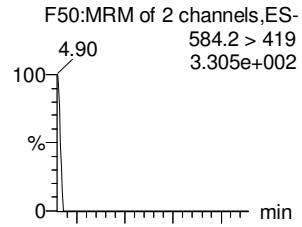

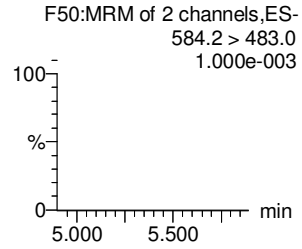

PFDoA

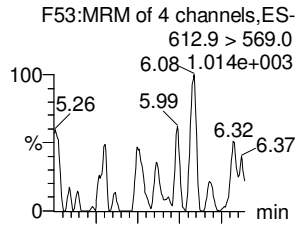

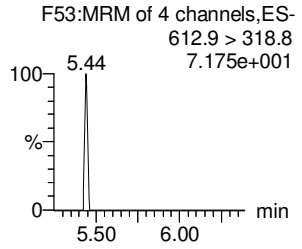

PFDS

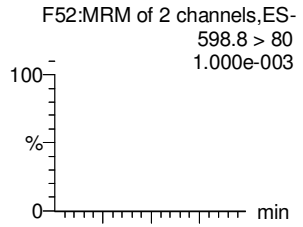

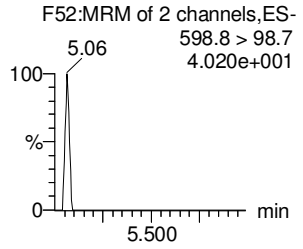

PFUdA

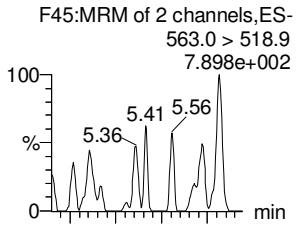

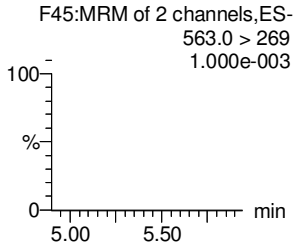

N-MeFOSA

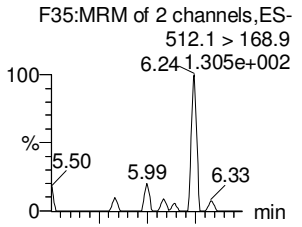

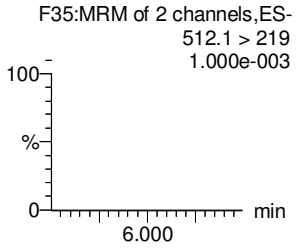

PFTrDA

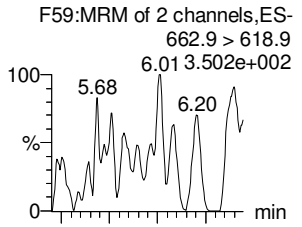

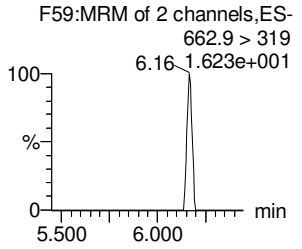

d5-N-EtFOSAA

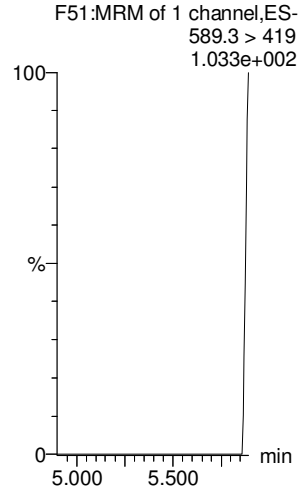

13C2-PFDoA

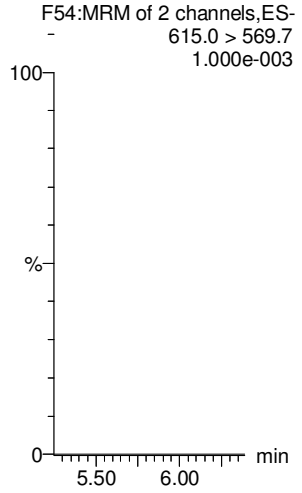

13C2-PFUdA

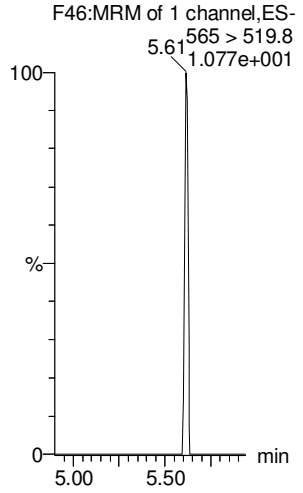

13C2-PFUdA

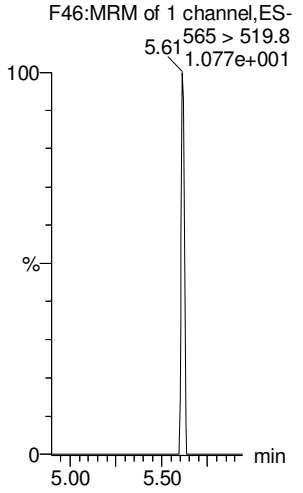

d3-N-MeFOSA

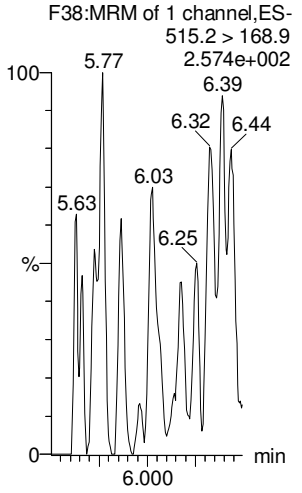

13C2-PFDoA

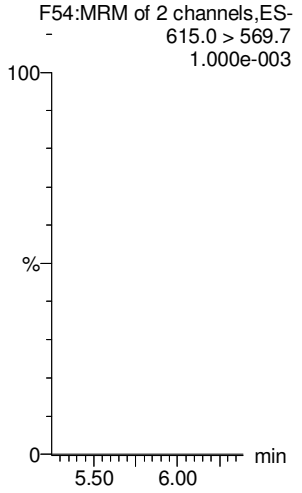

Dataset: Untitled

Last Altered: Monday, February 26, 2018 11:41:16 Pacific Standard Time
Printed: Monday, February 26, 2018 11:41:24 Pacific Standard Time

Name: 180226M1_3, Date: 26-Feb-2018, Time: 09:50:11, ID: IPA, Description: IPA

PFTeDA

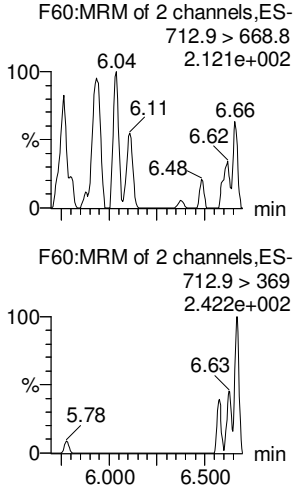

N-EtFOSA

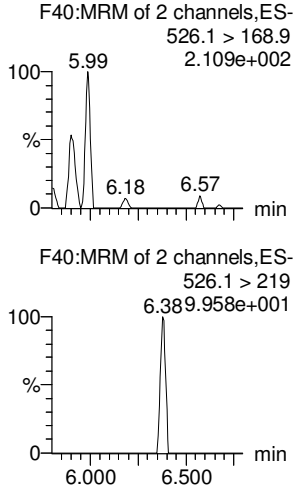

PFHxDA

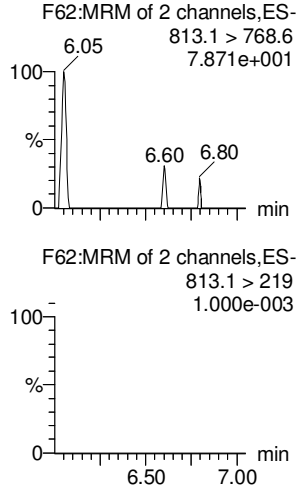

PFODA

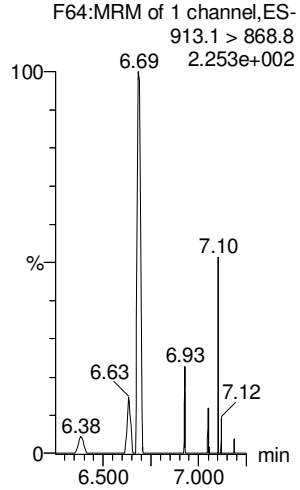

N-MeFOSE

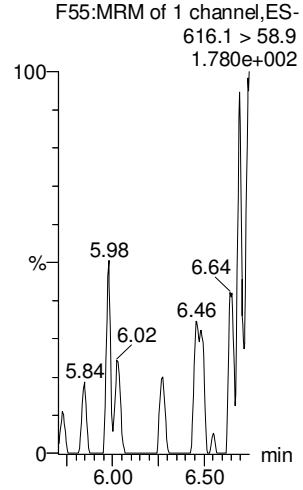

N-EtFOSE

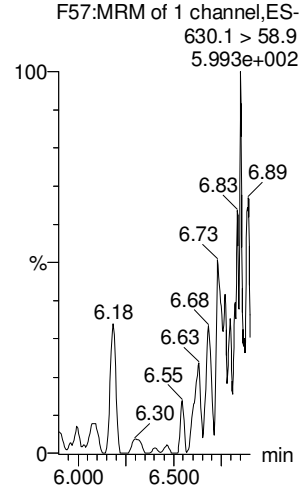

13C2-PFTeDA

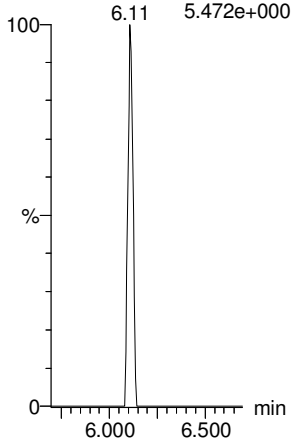

d5-N-ETFOSA

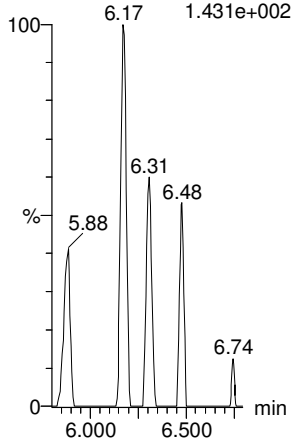

13C2-PFHxDA

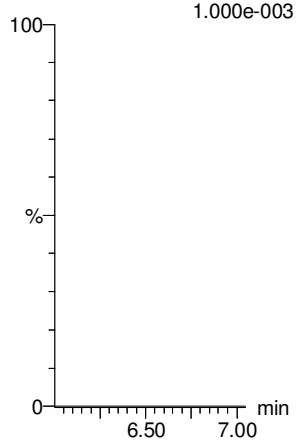

13C2-PFHxDA

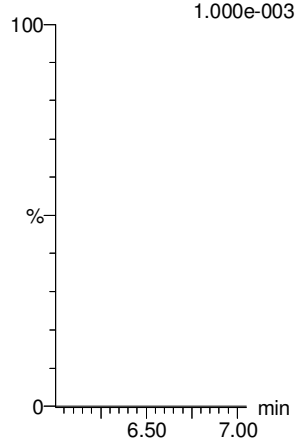

d7-N-MeFOSE

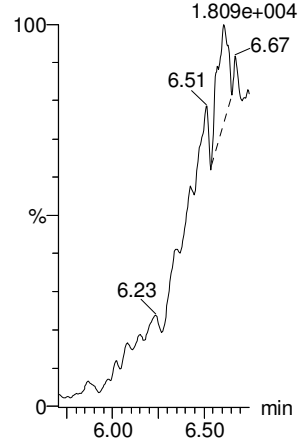

d9-N-EtFOSE

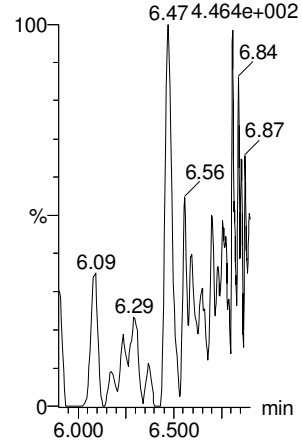

Vista Analytical Laboratory

Dataset: Untitled

Last Altered: Monday, February 26, 2018 11:41:16 Pacific Standard Time
Printed: Monday, February 26, 2018 11:41:24 Pacific Standard Time

Name: 180226M1_3, Date: 26-Feb-2018, Time: 09:50:11, ID: IPA, Description: IPA

13C4-PFBA

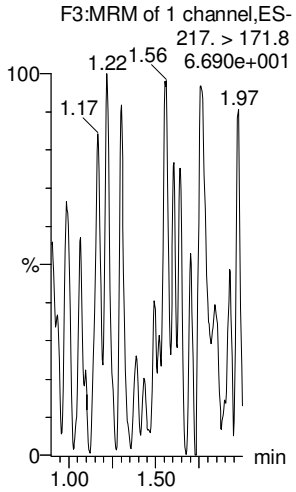

13C5-PFHxA

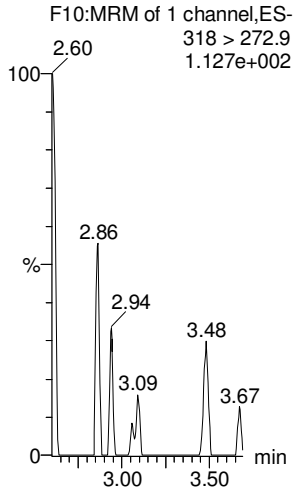

13C3-PFHxS

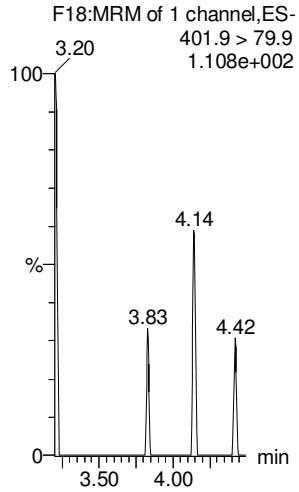

13C8-PFOA

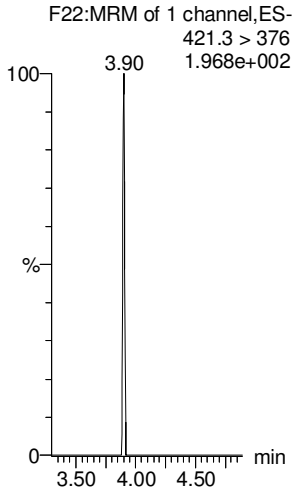

13C9-PFNA

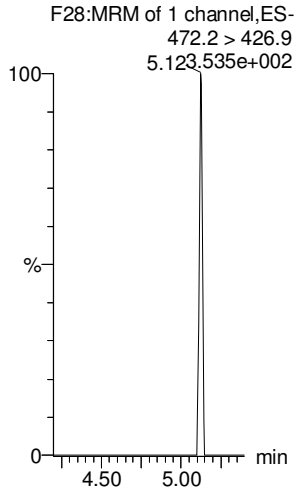

13C4-PFOS

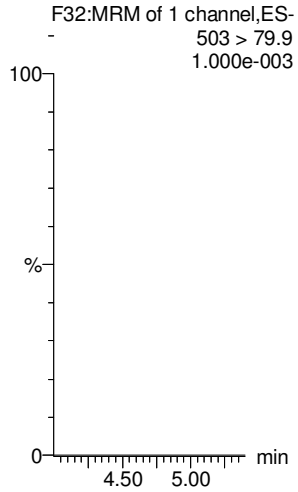

13C6-PFDA

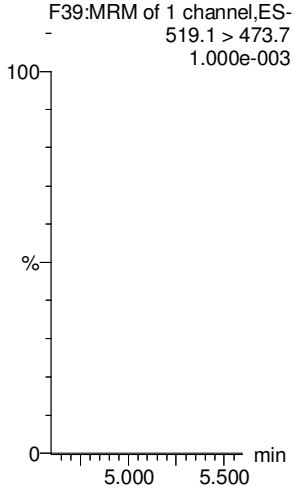

13C7-PFUdA

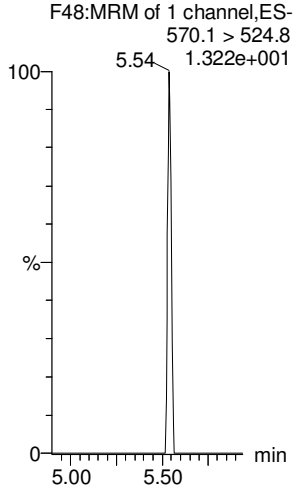

LC Calibration Standards Review Checklist 04

		ION Ratio	Concentration	C-Cals Name	Sign Date	Correct I-Cal	Manual Integrations	N/A
Calibration ID: ST180226M1-1	(L) M H	☑	☑	☑	☑	☑	☑	☐
Calibration ID: I-2	L M (H)	☑	☑ (A)	☑	☑	☑	☑	☐
Calibration ID:	L M H	☐	☐	☐	☐	☐	☐	☐
Calibration ID:	L M H	☐	☐	☐	☐	☐	☐	☐
Calibration ID:	L M H	☐	☐	☐	☐	☐	☐	☐
Calibration ID:	L M H	☐	☐	☐	☐	☐	☐	☐
Calibration ID:	L M H	☐	☐	☐	☐	☐	☐	☐
Calibration ID:	L M H	☐	☐	☐	☐	☐	☐	☐
Calibration ID:	L M H	☐	☐	☐	☐	☐	☐	☐
Calibration ID:	L M H	☐	☐	☐	☐	☐	☐	☐

Full Mass Cal. Date: 12/27/17

Run Log Present: ☑

# of Samples per Sequence Checked: ☑

Instrument Blank Saved ☑ 180226M(1_3)

IIS Area Saved ☑ 180226M1

Reviewed By: JA. 02/26/2018
Initials/Date

Comments:

(A) PFHpS, PFTrDA, PFTeDA, PFHxDA, PFODA >130%.

Vista Analytical Laboratory

Dataset: F:\Projects\PFAS.PRO\Results\180226M1\180226M1-2.qld

Last Altered: Monday, February 26, 2018 11:30:00 Pacific Standard Time
Printed: Monday, February 26, 2018 11:31:00 Pacific Standard Time

✓ JA. 02/26/2018

Method: F:\Projects\PFAS.PRO\MethDB\PFAS_FULL_80C_022318.mdb 26 Feb 2018 09:30:45
Calibration: F:\Projects\PFAS.PRO\CurveDB\C18_VAL-PFAS_Q4_02-23-18-FULL.cdb 24 Feb 2018 15:27:24

Name: 180226M1_2, Date: 26-Feb-2018, Time: 09:38:41, ID: ST180226M1-1 PFC CS0 18B2314, Description: PFC CS0 18B2314

	#	Name	Trace	Area	IS Area	RRF	Pred.RT	RT	y Axis Resp.	Conc.	%Rec	Recovery Out
1	1	PFBA	213.0 > 168.8	8.62e2	1.11e4		1.46	1.39	0.967	0.866	86.6	NO
2	2	PFPeA	263.1 > 218.9	1.08e3	1.27e4		2.42	2.34	1.06	1.05	105.0	NO
3	3	PFBS	299.0 > 79.7	2.28e2	1.66e3		2.60	2.62	1.72	0.908	90.8	NO
4	4	4:2 FTS	327.2>307.2	2.06e2	1.66e3		3.00	3.01	1.55	0.930	93.0	NO
5	5	PFHxA	313.2 > 268.9	1.18e3	3.54e3		3.19	3.11	1.67	1.07	106.7	NO
6	6	PFPeS	349.1>80.1	2.76e2	1.66e3		3.39	3.31	2.08	0.986	98.6	NO
7	7	PFHpA	363.0 > 318.9	1.07e3	9.33e3		3.81	3.72	1.43	1.13	113.3	NO
8	8	L-PFHxS	398.9 > 79.6	1.87e2	1.24e3		4.17	3.87	1.88	1.07	106.7	NO
9	10	6:2 FTS	427.1 > 407	2.59e2	1.50e4		4.28	4.19	0.216	0.984	98.4	NO
10	11	L-PFOA	413 > 368.7	1.33e3	1.50e4		4.40	4.25	1.11	1.11	111.0	NO
11	13	PFHpS	449 > 80.0	2.98e2	1.50e4		4.44	4.35	0.249	1.14	114.3	NO
12	14	PFNA	463.0 > 418.8	1.17e3	1.16e4		4.76	4.68	1.27	0.962	96.2	NO
13	15	PFOSA	498.1 > 77.8	2.74e2	3.67e3		4.83	4.74	0.934	0.976	97.6	NO
14	16	L-PFOS	499 > 79.9	2.93e2	3.46e3		4.95	4.76	1.06	1.03	102.5	NO
15	18	PFDA	513 > 468.8	1.39e3	1.17e4		5.14	5.05	1.48	1.14	113.7	NO
16	19	8:2 FTS	527 > 506.9	2.51e2	1.50e4		5.12	5.02	0.209	0.758	75.8	NO
17	20	PFNS	549.1>80.1	2.23e2	3.46e3		5.08	5.11	0.805	0.896	89.6	NO
18	21	N-MeFOSAA	570.1 > 419	6.26e2	5.99e3		5.29	5.20	1.31	0.968	96.8	NO
19	22	N-EtFOSAA	584.2 > 419	5.20e2	5.12e3		5.45	5.36	1.27	1.29	129.4	NO
20	23	PFUdA	563.0 > 518.9	1.10e3	1.47e4		5.46	5.37	0.929	0.966	96.6	NO
21	24	PFDS	598.8 > 80	3.40e2	1.47e4		5.51	5.42	0.288	1.12	112.1	NO
22	25	PFDoA	612.9 > 569.0	1.67e3	1.39e4		5.74	5.66	1.50	1.16	116.1	NO
23	26	N-MeFOSA	512.1 > 168.9	7.38e2	1.88e4		5.84	5.79	5.88	5.45	108.9	NO
24	27	PFTrDA	662.9 > 618.9	1.81e3	1.39e4		5.98	5.90	1.63	1.10	110.1	NO
25	28	PFTeDA	712.9 > 668.8	1.12e3	6.03e3		6.20	6.12	2.31	1.01	100.8	NO
26	29	N-EtFOSA	526.1 > 168.9	9.34e2	2.95e4		6.22	6.19	4.74	4.92	98.3	NO
27	30	PFHxDA	813.1 > 768.6	5.40e2	3.96e3		6.51	6.45	0.683	1.07	107.1	NO
28	31	PFODA	913.1 > 868.8	5.74e2	3.96e3		6.74	6.69	0.725	1.12	111.9	NO
29	32	N-MeFOSE	616.1 > 58.9	6.93e2	2.35e4		6.31	6.34	4.41	4.36	87.3	NO
30	33	N-EtFOSE	630.1 > 58.9	8.53e2	2.09e4		6.45	6.48	6.13	5.04	100.7	NO
31	34	13C3-PFBA	216.1 > 171.8	1.11e4	1.22e4	0.892	1.46	1.39	11.4	12.8	102.3	NO

AM 2/26/18

Vista Analytical Laboratory

Dataset: F:\Projects\PFAS.PRO\Results\180226M1\180226M1-2.qld

Last Altered: Monday, February 26, 2018 11:30:00 Pacific Standard Time
Printed: Monday, February 26, 2018 11:31:00 Pacific Standard Time

Name: 180226M1_2, Date: 26-Feb-2018, Time: 09:38:41, ID: ST180226M1-1 PFC CS0 18B2314, Description: PFC CS0 18B2314

	#	Name	Trace	Area	IS Area	RRF	Pred.RT	RT	y Axis Resp.	Conc.	%Rec	Recovery Out
32	35	13C3-PFPeA	266. > 221.8	1.27e4	1.34e4	0.919	2.42	2.34	11.9	12.9	103.4	NO
33	36	13C3-PFBS	302. > 98.8	1.66e3	1.34e4	0.116	2.69	2.62	1.55	13.3	106.7	NO
34	37	13C2-PFHxA	315 > 269.8	3.54e3	1.34e4	0.732	3.19	3.11	3.30	4.51	90.2	NO
35	38	13C4-PFHpA	367.2 > 321.8	9.33e3	1.34e4	0.717	3.81	3.73	8.71	12.2	97.2	NO
36	39	18O2-PFHxS	403.0 > 102.6	1.24e3	3.34e3	0.368	3.96	3.87	4.66	12.7	101.3	NO
37	40	13C2-PFOA	414.9 > 369.7	1.50e4	1.08e4	1.311	4.33	4.25	17.4	13.2	105.9	NO
38	41	13C5-PFNA	468.2 > 422.9	1.16e4	1.44e4	0.974	4.76	4.68	10.0	10.3	82.3	NO
39	42	13C8-PFOSA	506.1 > 77.7	3.67e3	1.50e4	0.187	4.83	4.74	3.07	16.4	130.8	NO
40	43	13C8-PFOS	507.0 > 79.9	3.46e3	3.40e3	1.075	4.84	4.76	12.7	11.8	94.5	NO
41	44	13C2-PFDA	515.1 > 469.9	1.17e4	1.46e4	1.019	5.14	5.05	10.1	9.87	78.9	NO
42	45	d3-N-MeFOSAA	573.3 > 419	5.99e3	1.50e4	0.325	5.29	5.20	5.01	15.4	123.2	NO
43	46	d5-N-EtFOSAA	589.3 > 419	5.12e3	1.50e4	0.345	5.45	5.36	4.27	12.4	99.1	NO
44	47	13C2-PFUdA	565 > 519.8	1.47e4	1.50e4	1.071	5.46	5.37	12.3	11.5	91.9	NO
45	48	13C2-PFDoA	615.0 > 569.7	1.39e4	1.50e4	0.995	5.74	5.66	11.6	11.7	93.4	NO
46	49	d3-N-MeFOSA	515.2 > 168.9	1.88e4	1.50e4	0.090	5.84	5.81	15.7	175	116.8	NO
47	50	13C2-PFTeDA	714.8 > 669.6	6.03e3	1.50e4	0.551	6.20	6.12	5.04	9.14	73.1	NO
48	51	d5-N-ETFOSA	531.1 > 168.9	2.95e4	1.50e4	0.127	6.22	6.21	24.7	194	129.5	NO
49	52	13C2-PFHxDA	815 > 769.7	3.96e3	1.50e4	0.752	6.51	6.45	3.30	4.40	87.9	NO
50	53	d7-N-MeFOSE	623.1 > 58.9	2.35e4	1.50e4	0.098	6.31	6.33	19.7	200	133.4	NO
51	54	d9-N-EtFOSE	639.2 > 58.8	2.09e4	1.50e4	0.086	6.45	6.47	17.4	202	134.4	NO
52	55	13C4-PFBA	217. > 171.8	1.22e4	1.22e4	1.000	1.46	1.39	12.5	12.5	100.0	NO
53	56	13C5-PFHxA	318 > 272.9	1.34e4	1.34e4	1.000	3.19	3.11	12.5	12.5	100.0	NO
54	57	13C3-PFHxS	401.9 > 79.9	3.34e3	3.34e3	1.000	3.96	3.87	12.5	12.5	100.0	NO
55	58	13C8-PFOA	421.3 > 376	1.08e4	1.08e4	1.000	4.33	4.24	12.5	12.5	100.0	NO
56	59	13C9-PFNA	472.2 > 426.9	1.44e4	1.44e4	1.000	4.70	4.68	12.5	12.5	100.0	NO
57	60	13C4-PFOS	503 > 79.9	3.40e3	3.40e3	1.000	4.84	4.76	12.5	12.5	100.0	NO
58	61	13C6-PFDA	519.1 > 473.7	1.46e4	1.46e4	1.000	5.14	5.05	12.5	12.5	100.0	NO
59	62	13C7-PFUdA	570.1 > 524.8	1.50e4	1.50e4	1.000	5.46	5.37	12.5	12.5	100.0	NO

Quantify Compound Summary Report **MassLynx MassLynx V4.1 SCN945 SCN960**
Vista Analytical Laboratory

Dataset: Untitled

Last Altered: Monday, February 26, 2018 11:40:49 Pacific Standard Time
Printed: Monday, February 26, 2018 11:40:55 Pacific Standard Time

Method: F:\Projects\PFAS.PRO\MethDB\PFAS_FULL_80C_022318.mdb 26 Feb 2018 09:30:45
Calibration: F:\Projects\PFAS.PRO\CurveDB\C18_VAL-PFAS_Q4_02-23-18-FULL.cdb 24 Feb 2018 15:27:24

Compound name: PFBA

	Name	ID	Acq.Date	Acq.Time
1	180226M1_1	IPA	26-Feb-18	09:27:12
2	180226M1_2	ST180226M1-1 PFC CS0 18B2314	26-Feb-18	09:38:41
3	180226M1_3	IPA	26-Feb-18	09:50:11
4	180226M1_4	1800342-06 WI-AF-EB04-021318 0.12464	26-Feb-18	10:01:38
5	180226M1_5	IPA	26-Feb-18	10:13:05
6	180226M1_6	ST180226M1-2 PFC CS3 18B2317	26-Feb-18	10:24:32
7	180226M1_7	IPA	26-Feb-18	10:35:58

Dataset: F:\Projects\PFAS.PRO\Results\180226M1\180226M1-2.qld

Last Altered: Monday, February 26, 2018 11:30:00 Pacific Standard Time
Printed: Monday, February 26, 2018 11:31:00 Pacific Standard Time

Method: F:\Projects\PFAS.PRO\MethDB\PFAS_FULL_80C_022318.mdb 26 Feb 2018 09:30:45
Calibration: F:\Projects\PFAS.PRO\CurveDB\C18_VAL-PFAS_Q4_02-23-18-FULL.cdb 24 Feb 2018 15:27:24

Name: 180226M1_2, Date: 26-Feb-2018, Time: 09:38:41, ID: ST180226M1-1 PFC CS0 18B2314, Description: PFC CS0 18B2314

PFBA

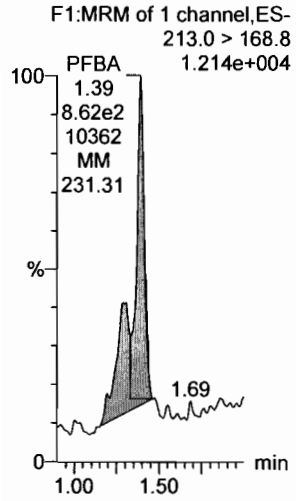

PFPeA

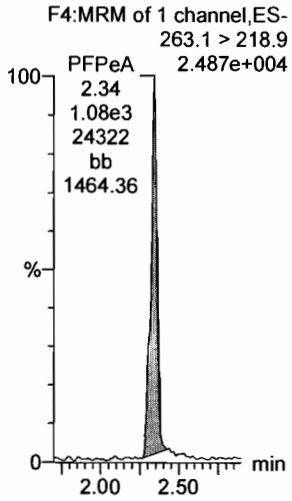

PFBS

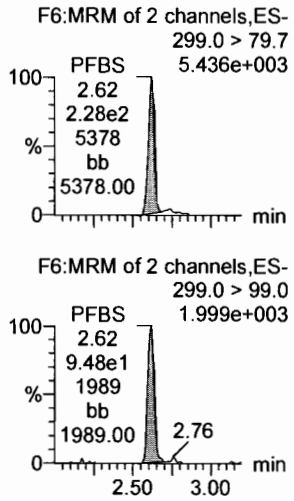

4:2 FTS

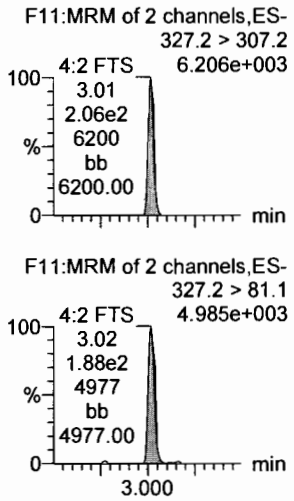

PFHxA

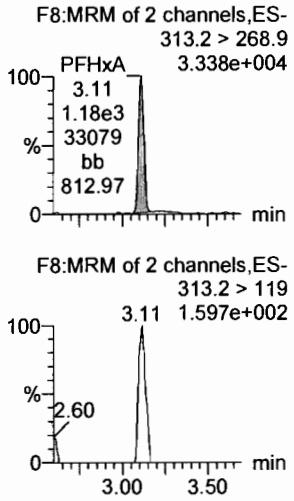

PFPeS

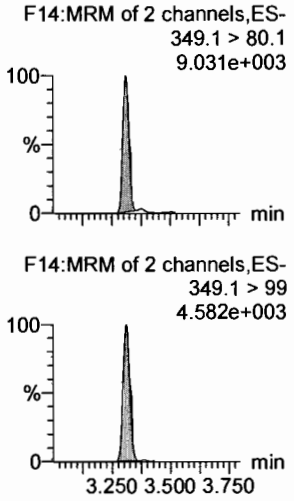

13C3-PFBA

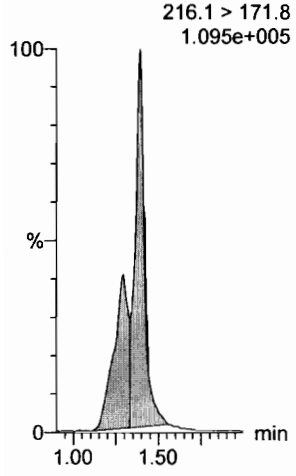

13C3-PFPeA

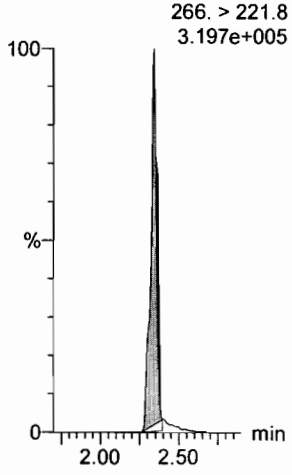

13C3-PFBS

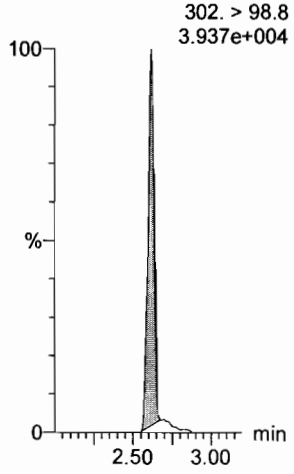

13C3-PFBS

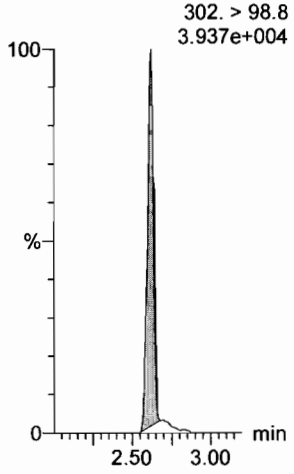

13C2-PFHxA

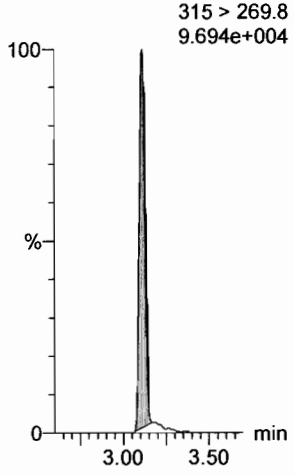

13C3-PFBS

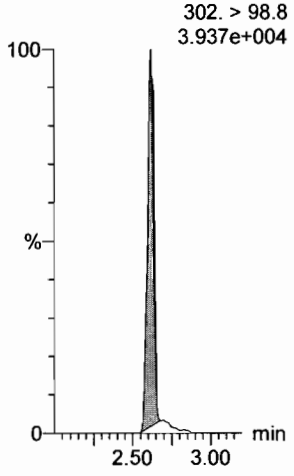

Dataset: F:\Projects\PFAS.PRO\Results\180226M1\180226M1-2.qld

Last Altered: Monday, February 26, 2018 11:30:00 Pacific Standard Time
Printed: Monday, February 26, 2018 11:31:00 Pacific Standard Time

Name: 180226M1_2, Date: 26-Feb-2018, Time: 09:38:41, ID: ST180226M1-1 PFC CS0 18B2314, Description: PFC CS0 18B2314

6:2 FTS

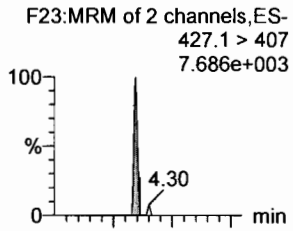

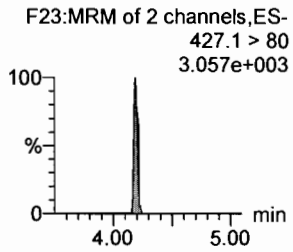

PFHpA

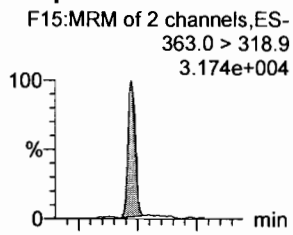

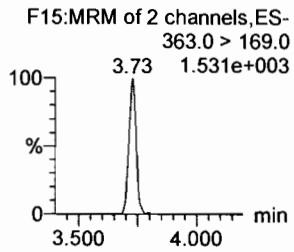

L-PFHxS

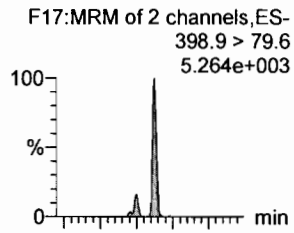

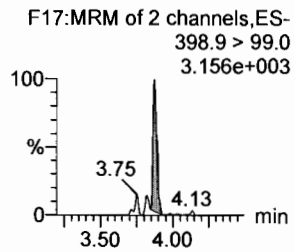

L-PFOA

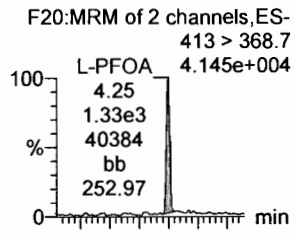

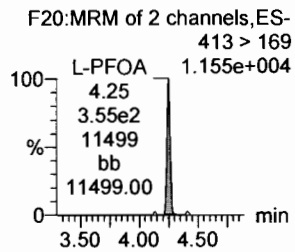

PFHpS

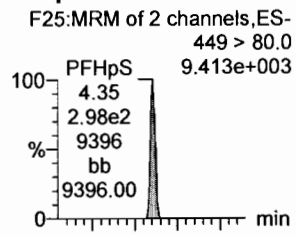

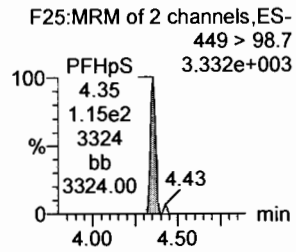

PFNA

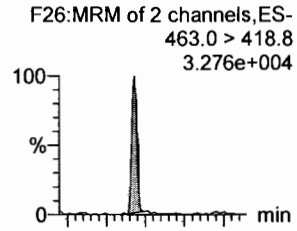

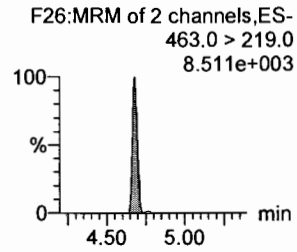

18O2-PFHxS

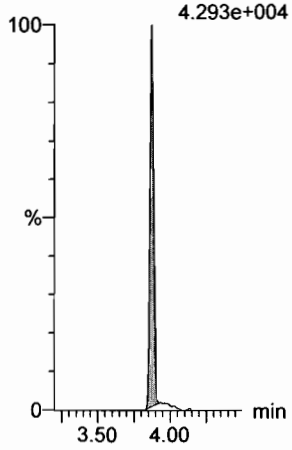

13C4-PFHpA

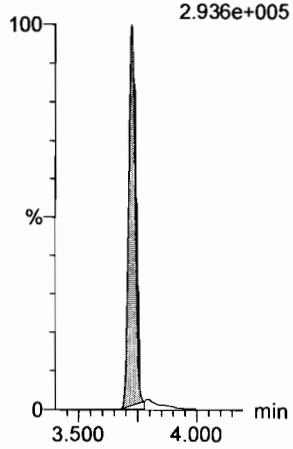

13C2-PFOA

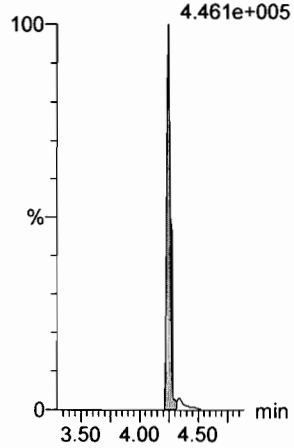

13C2-PFOA

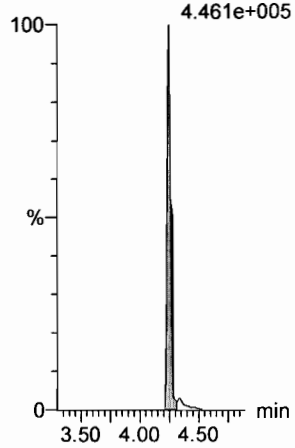

13C2-PFOA

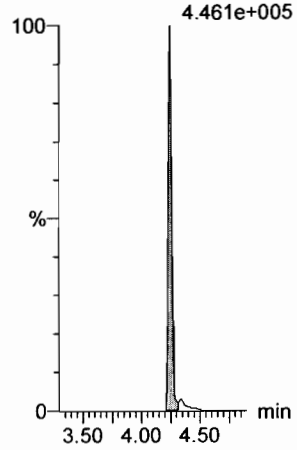

13C5-PFNA

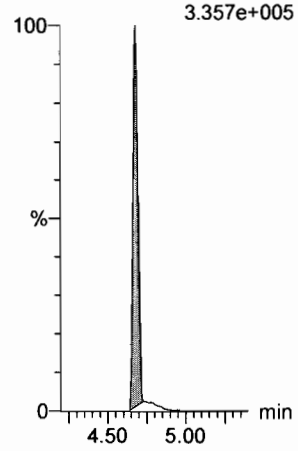

Dataset: F:\Projects\PFAS.PRO\Results\180226M1\180226M1-2.qld

Last Altered: Monday, February 26, 2018 11:30:00 Pacific Standard Time
Printed: Monday, February 26, 2018 11:31:00 Pacific Standard Time

Name: 180226M1_2, Date: 26-Feb-2018, Time: 09:38:41, ID: ST180226M1-1 PFC CS0 18B2314, Description: PFC CS0 18B2314

PFOSA

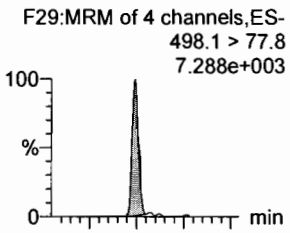

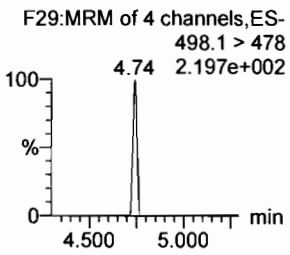

L-PFOS

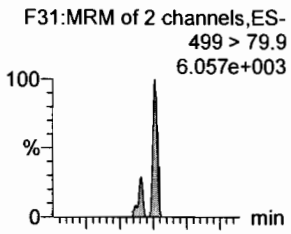

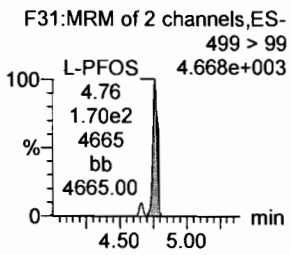

PFDA

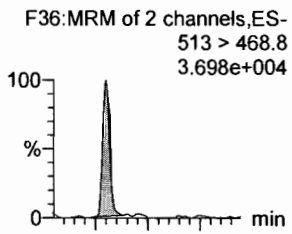

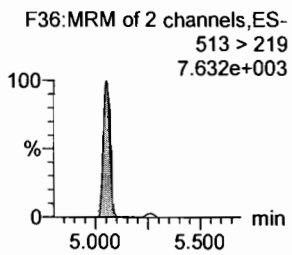

8:2 FTS

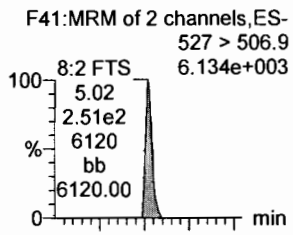

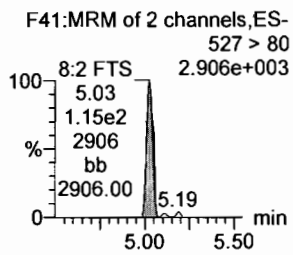

PFNS

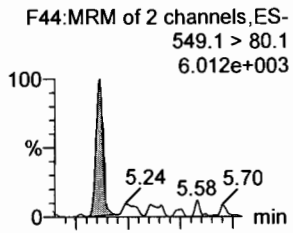

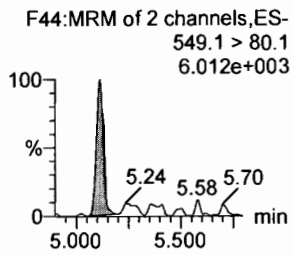

N-MeFOSAA

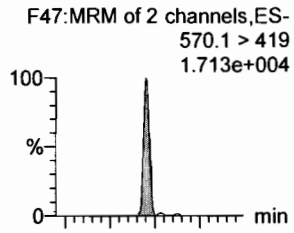

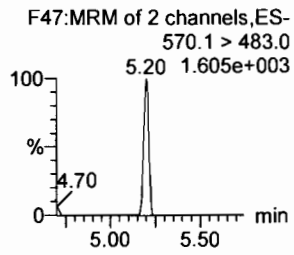

13C8-PFOSA

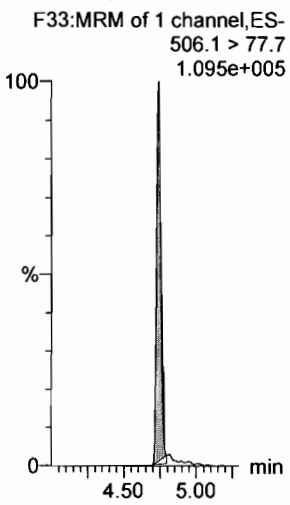

13C8-PFOS

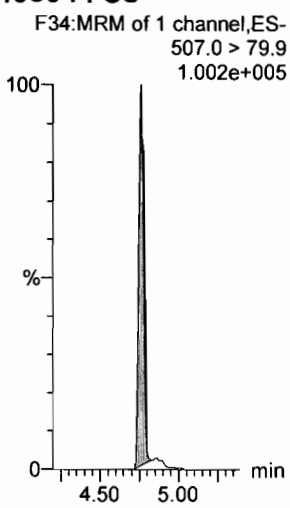

13C2-PFDA

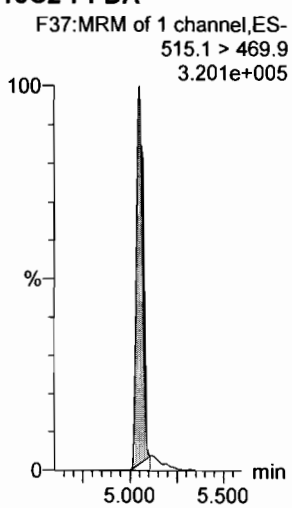

13C2-PFOA



13C2-PFOA

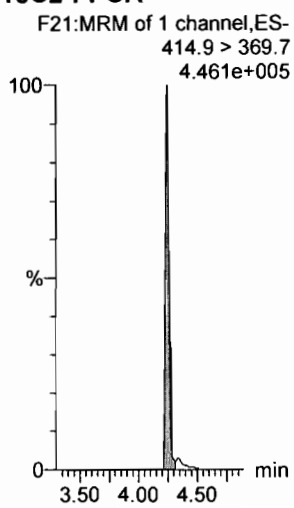

d3-N-MeFOSAA

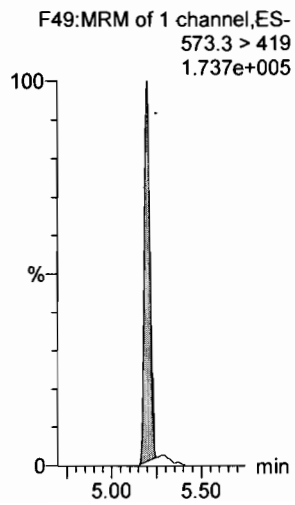

Dataset: F:\Projects\PFAS.PRO\Results\180226M1\180226M1-2.qld

Last Altered: Monday, February 26, 2018 11:30:00 Pacific Standard Time
Printed: Monday, February 26, 2018 11:31:00 Pacific Standard Time

Name: 180226M1_2, Date: 26-Feb-2018, Time: 09:38:41, ID: ST180226M1-1 PFC CS0 18B2314, Description: PFC CS0 18B2314

N-EtFOSAA

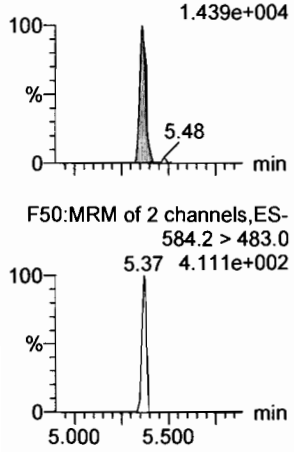

PFDoA

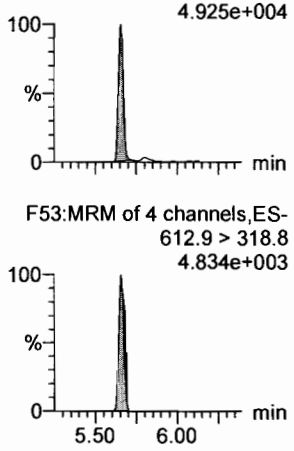

PFDS

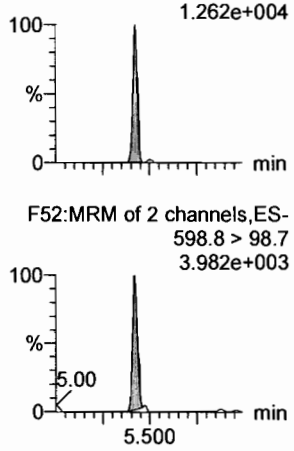

PFUdA

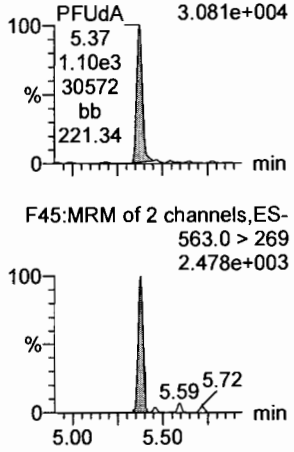

N-MeFOSA

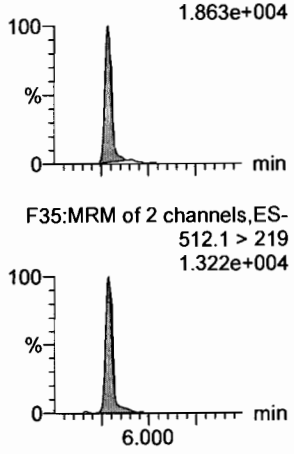

PFTrDA

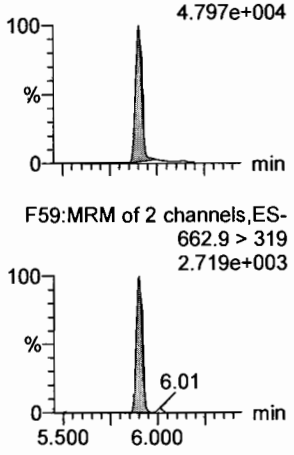

d5-N-EtFOSAA

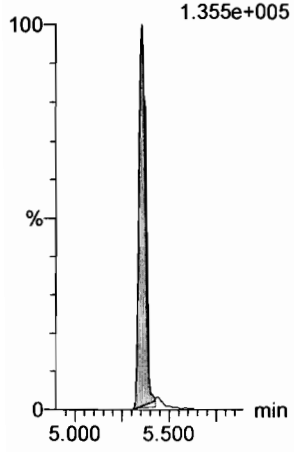

13C2-PFDoA

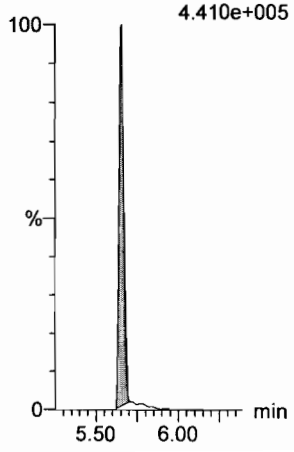

13C2-PFUdA

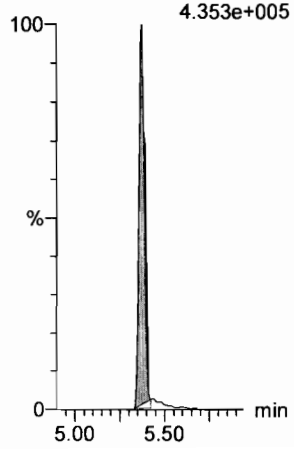

13C2-PFUdA

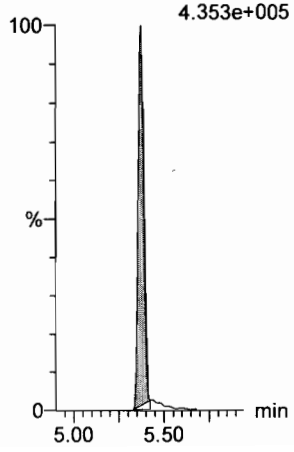

d3-N-MeFOSA

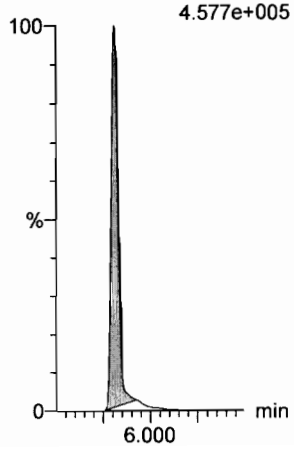

13C2-PFDoA

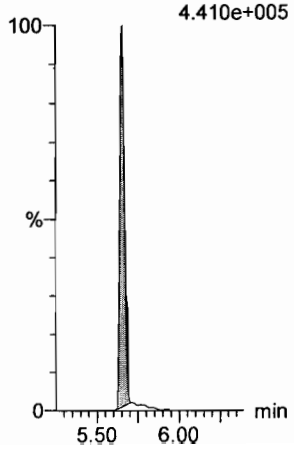

Dataset: F:\Projects\PFAS.PRO\Results\180226M1\180226M1-2.qld

Last Altered: Monday, February 26, 2018 11:30:00 Pacific Standard Time
Printed: Monday, February 26, 2018 11:31:00 Pacific Standard Time

Name: 180226M1_2, Date: 26-Feb-2018, Time: 09:38:41, ID: ST180226M1-1 PFC CS0 18B2314, Description: PFC CS0 18B2314

PFTeDA

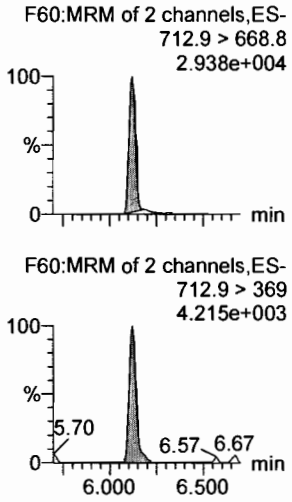

N-EtFOSA

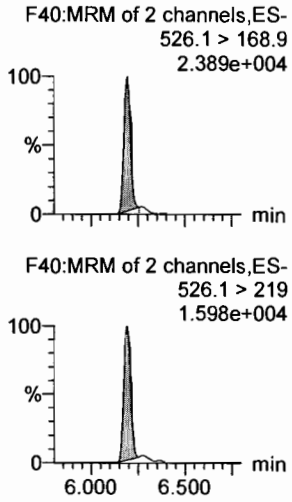

PFHxDA

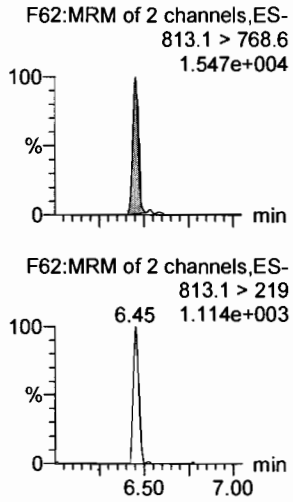

PFODA

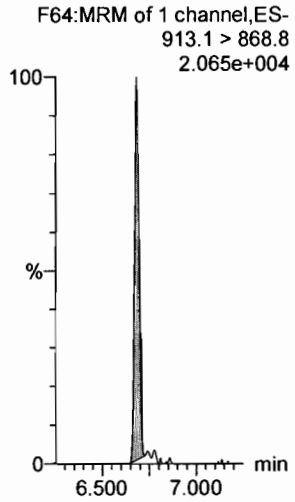

N-MeFOSE

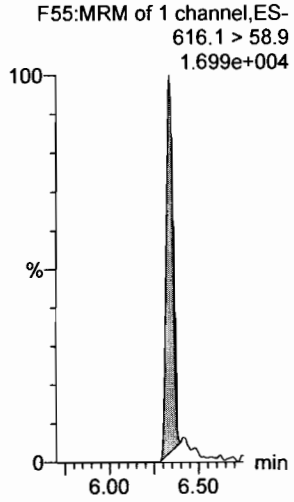

N-EtFOSE

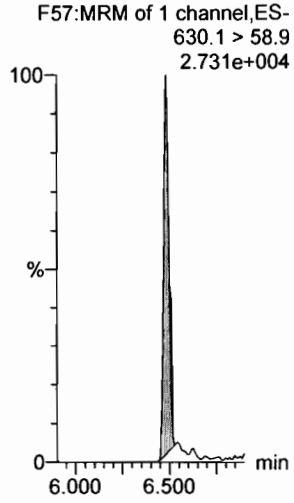

13C2-PFTeDA

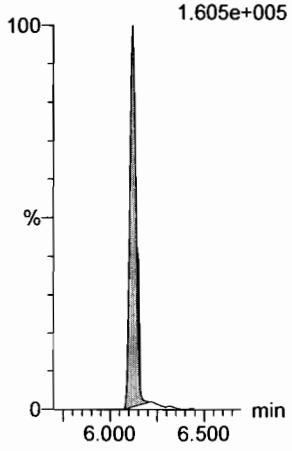

d5-N-ETFOSA

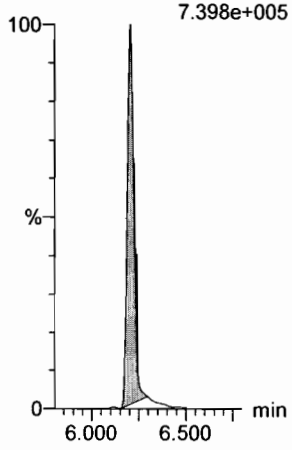

13C2-PFHxDA

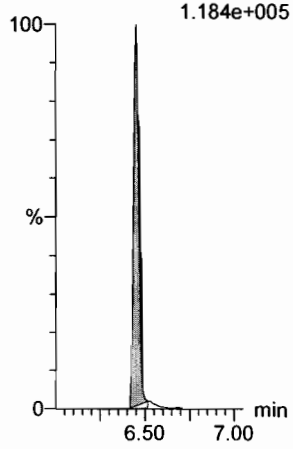

13C2-PFHxDA

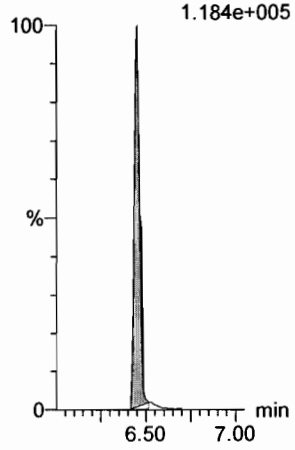

d7-N-MeFOSE

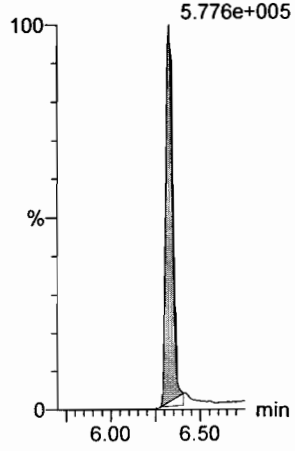

d9-N-EtFOSE

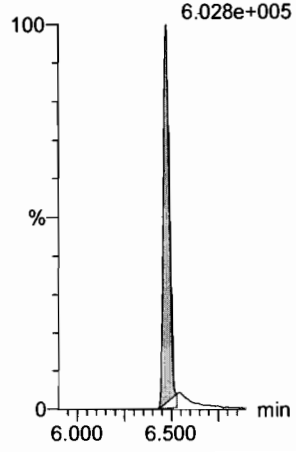

Dataset: F:\Projects\PFAS.PRO\Results\180226M1\180226M1-2.qld

Last Altered: Monday, February 26, 2018 11:30:00 Pacific Standard Time
Printed: Monday, February 26, 2018 11:31:00 Pacific Standard Time

Name: 180226M1_2, Date: 26-Feb-2018, Time: 09:38:41, ID: ST180226M1-1 PFC CS0 18B2314, Description: PFC CS0 18B2314

13C4-PFBA

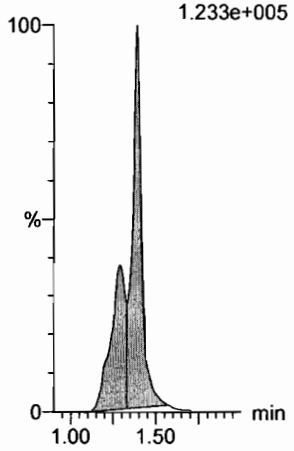

13C5-PFHxA

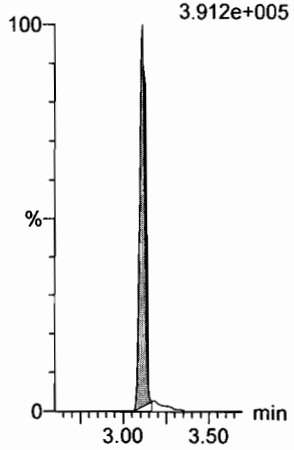

13C3-PFHxS

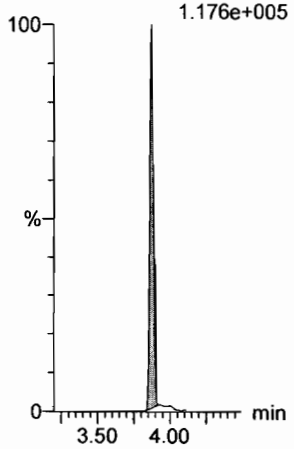

13C8-PFOA

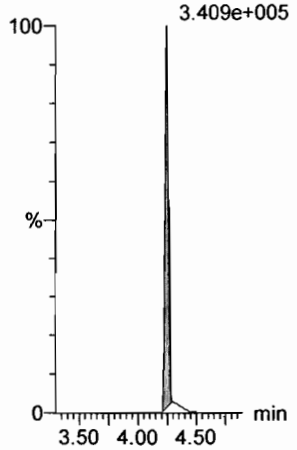

13C9-PFNA

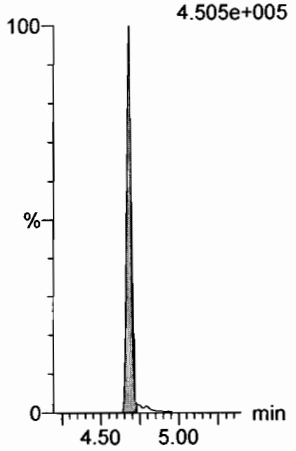

13C4-PFOS

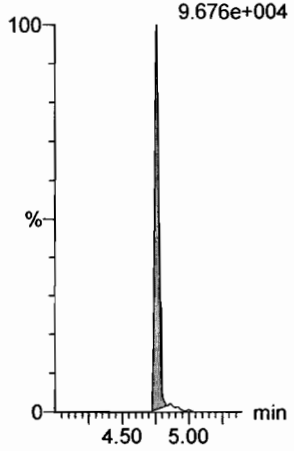

13C6-PFDA

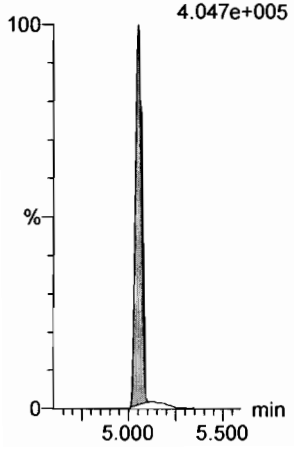

13C7-PFUdA

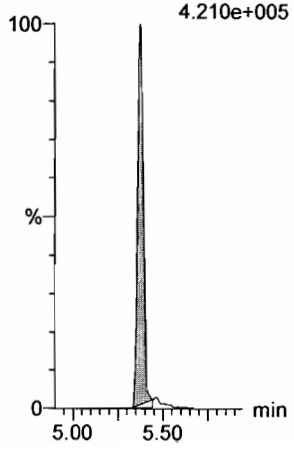

Vista Analytical Laboratory

Dataset: F:\Projects\PFAS.PRO\Results\180226M1\180226M1-6.qld

✓ JA. 02/26/2018

Last Altered: Monday, February 26, 2018 11:38:01 Pacific Standard Time
Printed: Monday, February 26, 2018 11:38:12 Pacific Standard Time

(A) Above limit criteria

Method: F:\Projects\PFAS.PRO\MethDB\PFAS_FULL_80C_022318.mdb 26 Feb 2018 09:30:45
Calibration: F:\Projects\PFAS.PRO\CurveDB\C18_VAL-PFAS_Q4_02-23-18-FULL.cdb 24 Feb 2018 15:27:24

Name: 180226M1_6, Date: 26-Feb-2018, Time: 10:24:32, ID: ST180226M1-2 PFC CS3 18B2317, Description: PFC CS3 18B2317

	#	Name	Trace	Area	IS Area	RRF	Pred.RT	RT	y Axis Resp.	Conc.	%Rec	Recovery Out
1	1	PFBA	213.0 > 168.8	1.08e4	1.09e4		1.46	1.39	12.3	10.6	106.2	NO
2	2	PFPeA	263.1 > 218.9	1.05e4	1.28e4		2.42	2.35	10.3	10.2	102.0	NO
3	3	PFBS	299.0 > 79.7	2.51e3	1.54e3		2.60	2.62	20.4	11.0	109.9	NO
4	4	4:2 FTS	327.2>307.2	2.19e3	1.54e3		3.00	3.02	17.8	12.2	122.3	NO
5	5	PFHxA	313.2 > 268.9	1.24e4	3.91e3		3.19	3.11	15.8	10.5	104.9	NO
6	6	PFPeS	349.1>80.1	2.76e3	1.54e3		3.39	3.31	22.4	12.0	119.7	NO
7	7	PFHpA	363.0 > 318.9	1.09e4	8.87e3		3.81	3.73	15.4	11.8	117.6	NO
8	8	L-PFHxS	398.9 > 79.6	1.98e3	1.24e3		4.17	3.88	19.9	10.8	108.2	NO
9	10	6:2 FTS	427.1 > 407	2.52e3	1.33e4		4.28	4.19	2.36	10.4	103.9	NO
10	11	L-PFOA	413 > 368.7	1.07e4	1.33e4		4.40	4.25	10.1	10.1	101.2	NO
11	13	PFHpS	449 > 80.0	3.09e3	1.33e4		4.44	4.35	2.90	13.4	134.3	YES (A)
12	14	PFNA	463.0 > 418.8	1.22e4	1.28e4		4.76	4.68	12.0	9.53	95.3	NO
13	15	PFOSA	498.1 > 77.8	3.35e3	3.94e3		4.83	4.74	10.7	10.4	104.5	NO
14	16	L-PFOS	499 > 79.9	3.49e3	3.38e3		4.95	4.76	12.9	11.9	118.5	NO
15	18	PFDA	513 > 468.8	1.60e4	1.37e4		5.14	5.05	14.6	11.2	111.7	NO
16	19	8:2 FTS	527 > 506.9	2.56e3	1.33e4		5.12	5.03	2.40	8.89	88.9	NO
17	20	PFNS	549.1>80.1	2.53e3	3.38e3		5.08	5.11	9.37	10.1	101.3	NO
18	21	N-MeFOSAA	570.1 > 419	5.62e3	5.93e3		5.29	5.21	11.8	8.18	81.8	NO
19	22	N-EtFOSAA	584.2 > 419	5.35e3	6.89e3		5.45	5.36	9.70	9.46	94.6	NO
20	23	PFUdA	563.0 > 518.9	1.11e4	1.35e4		5.46	5.37	10.2	10.3	103.1	NO
21	24	PFDS	598.8 > 80	3.20e3	1.35e4		5.51	5.42	2.96	12.9	128.7	NO
22	25	PFDoA	612.9 > 569.0	1.43e4	1.24e4		5.74	5.66	14.5	11.7	117.3	NO
23	26	N-MeFOSA	512.1 > 168.9	7.47e3	1.89e4		5.84	5.79	59.4	60.3	120.7	NO
24	27	PFTrDA	662.9 > 618.9	1.97e4	1.24e4		5.98	5.90	19.9	15.1	151.5	YES (A)
25	28	PFTeDA	712.9 > 668.8	1.14e4	5.03e3		6.20	6.13	28.4	14.8	147.6	YES
26	29	N-EtFOSA	526.1 > 168.9	9.41e3	2.85e4		6.22	6.19	49.4	51.9	103.9	NO
27	30	PFHxDA	813.1 > 768.6	5.28e3	3.47e3		6.51	6.45	7.60	15.4	154.0	YES (A)
28	31	PFODA	913.1 > 868.8	6.10e3	3.47e3		6.74	6.69	8.78	14.1	140.9	YES
29	32	N-MeFOSE	616.1 > 58.9	9.83e3	2.19e4		6.31	6.34	67.4	61.1	122.2	NO
30	33	N-EtFOSE	630.1 > 58.9	9.70e3	2.08e4		6.45	6.48	70.0	56.6	113.2	NO
31	34	13C3-PFBA	216.1 > 171.8	1.09e4	1.29e4	0.892	1.46	1.40	10.6	11.9	95.2	NO

Ow 3/2/18

Vista Analytical Laboratory

Dataset: F:\Projects\PFAS.PRO\Results\180226M1\180226M1-6.qld

Last Altered: Monday, February 26, 2018 11:38:01 Pacific Standard Time
Printed: Monday, February 26, 2018 11:38:12 Pacific Standard Time

Name: 180226M1_6, Date: 26-Feb-2018, Time: 10:24:32, ID: ST180226M1-2 PFC CS3 18B2317, Description: PFC CS3 18B2317

	#	Name	Trace	Area	IS Area	RRF	Pred.RT	RT	y Axis Resp.	Conc.	%Rec	Recovery Out
32	35	13C3-PFPeA	266. > 221.8	1.28e4	1.54e4	0.919	2.42	2.35	10.4	11.3	90.4	NO
33	36	13C3-PFBS	302. > 98.8	1.54e3	1.54e4	0.116	2.69	2.62	1.24	10.7	85.8	NO
34	37	13C2-PFHxA	315 > 269.8	3.91e3	1.54e4	0.732	3.19	3.11	3.17	4.32	86.5	NO
35	38	13C4-PFHpA	367.2 > 321.8	8.87e3	1.54e4	0.717	3.81	3.73	7.18	10.0	80.1	NO
36	39	18O2-PFHxS	403.0 > 102.6	1.24e3	3.45e3	0.368	3.96	3.88	4.50	12.2	97.9	NO
37	40	13C2-PFOA	414.9 > 369.7	1.33e4	1.26e4	1.311	4.33	4.25	13.3	10.1	81.0	NO
38	41	13C5-PFNA	468.2 > 422.9	1.28e4	1.24e4	0.974	4.76	4.68	12.8	13.2	105.3	NO
39	42	13C8-PFOSA	506.1 > 77.7	3.94e3	1.55e4	0.187	4.83	4.74	3.18	16.9	135.6	NO
40	43	13C8-PFOS	507.0 > 79.9	3.38e3	3.75e3	1.075	4.84	4.76	11.3	10.5	84.0	NO
41	44	13C2-PFDA	515.1 > 469.9	1.37e4	1.38e4	1.019	5.14	5.05	12.4	12.1	97.0	NO
42	45	d3-N-MeFOSAA	573.3 > 419	5.93e3	1.55e4	0.325	5.29	5.20	4.79	14.7	117.8	NO
43	46	d5-N-EtFOSAA	589.3 > 419	6.89e3	1.55e4	0.345	5.45	5.36	5.56	16.1	128.9	NO
44	47	13C2-PFUdA	565 > 519.8	1.35e4	1.55e4	1.071	5.46	5.37	10.9	10.2	81.5	NO
45	48	13C2-PFDoA	615.0 > 569.7	1.24e4	1.55e4	0.995	5.74	5.66	9.97	10.0	80.2	NO
46	49	d3-N-MeFOSA	515.2 > 168.9	1.89e4	1.55e4	0.090	5.84	5.81	15.2	170	113.1	NO
47	50	13C2-PFTeDA	714.8 > 669.6	5.03e3	1.55e4	0.551	6.20	6.12	4.06	7.37	59.0	NO
48	51	d5-N-ETFOSA	531.1 > 168.9	2.85e4	1.55e4	0.127	6.22	6.21	23.0	181	120.9	NO
49	52	13C2-PFHxDA	815 > 769.7	3.47e3	1.55e4	0.752	6.51	6.45	2.81	3.73	74.7	NO
50	53	d7-N-MeFOSE	623.1 > 58.9	2.19e4	1.55e4	0.098	6.31	6.33	17.6	180	119.7	NO
51	54	d9-N-EtFOSE	639.2 > 58.8	2.08e4	1.55e4	0.086	6.45	6.47	16.8	194	129.4	NO
52	55	13C4-PFBA	217. > 171.8	1.29e4	1.29e4	1.000	1.46	1.39	12.5	12.5	100.0	NO
53	56	13C5-PFHxA	318 > 272.9	1.54e4	1.54e4	1.000	3.19	3.11	12.5	12.5	100.0	NO
54	57	13C3-PFHxS	401.9 > 79.9	3.45e3	3.45e3	1.000	3.96	3.88	12.5	12.5	100.0	NO
55	58	13C8-PFOA	421.3 > 376	1.26e4	1.26e4	1.000	4.33	4.25	12.5	12.5	100.0	NO
56	59	13C9-PFNA	472.2 > 426.9	1.24e4	1.24e4	1.000	4.70	4.68	12.5	12.5	100.0	NO
57	60	13C4-PFOS	503 > 79.9	3.75e3	3.75e3	1.000	4.84	4.76	12.5	12.5	100.0	NO
58	61	13C6-PFDA	519.1 > 473.7	1.38e4	1.38e4	1.000	5.14	5.05	12.5	12.5	100.0	NO
59	62	13C7-PFUdA	570.1 > 524.8	1.55e4	1.55e4	1.000	5.46	5.37	12.5	12.5	100.0	NO

Vista Analytical Laboratory

Dataset: Untitled

Last Altered: Monday, February 26, 2018 11:40:49 Pacific Standard Time
Printed: Monday, February 26, 2018 11:40:55 Pacific Standard Time

Method: F:\Projects\PFAS.PRO\MethDB\PFAS_FULL_80C_022318.mdb 26 Feb 2018 09:30:45
Calibration: F:\Projects\PFAS.PRO\CurveDB\C18_VAL-PFAS_Q4_02-23-18-FULL.cdb 24 Feb 2018 15:27:24

Compound name: PFBA

	Name	ID	Acq.Date	Acq.Time
1	180226M1_1	IPA	26-Feb-18	09:27:12
2	180226M1_2	ST180226M1-1 PFC CS0 18B2314	26-Feb-18	09:38:41
3	180226M1_3	IPA	26-Feb-18	09:50:11
4	180226M1_4	1800342-06 WI-AF-EB04-021318 0.12464	26-Feb-18	10:01:38
5	180226M1_5	IPA	26-Feb-18	10:13:05
6	180226M1_6	ST180226M1-2 PFC CS3 18B2317	26-Feb-18	10:24:32
7	180226M1_7	IPA	26-Feb-18	10:35:58

Dataset: F:\Projects\PFAS.PRO\Results\180226M1\180226M1-6.qld

Last Altered: Monday, February 26, 2018 11:38:01 Pacific Standard Time
Printed: Monday, February 26, 2018 11:38:12 Pacific Standard Time

Method: F:\Projects\PFAS.PRO\MethDB\PFAS_FULL_80C_022318.mdb 26 Feb 2018 09:30:45
Calibration: F:\Projects\PFAS.PRO\CurveDB\C18_VAL-PFAS_Q4_02-23-18-FULL.cdb 24 Feb 2018 15:27:24

Name: 180226M1_6, Date: 26-Feb-2018, Time: 10:24:32, ID: ST180226M1-2 PFC CS3 18B2317, Description: PFC CS3 18B2317

PFBA

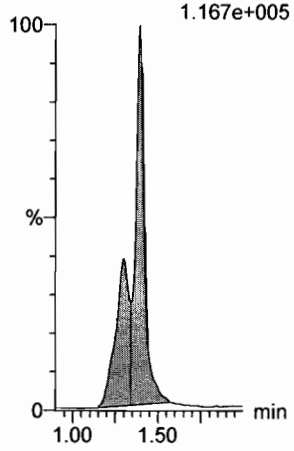

PFPeA

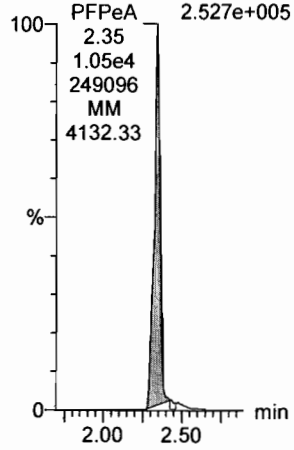

PFBS

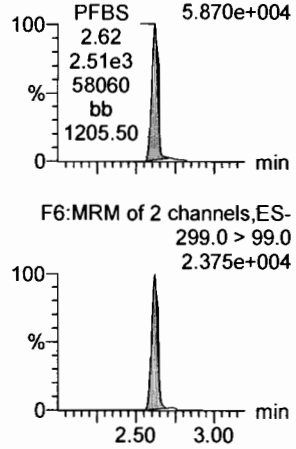

4:2 FTS

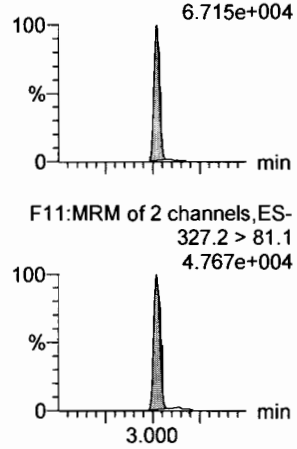

PFHxA

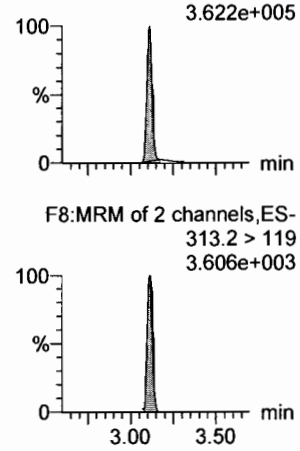

PFPeS

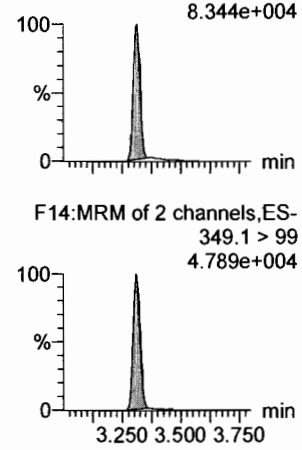

13C3-PFBA

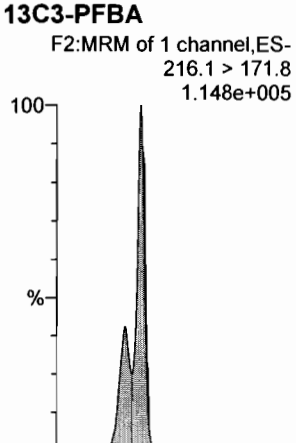

13C3-PFPeA

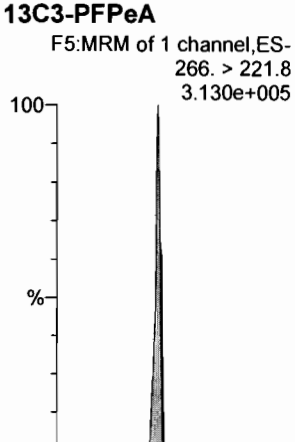

13C3-PFBS

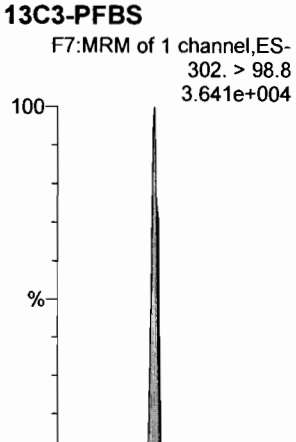

13C3-PFBS

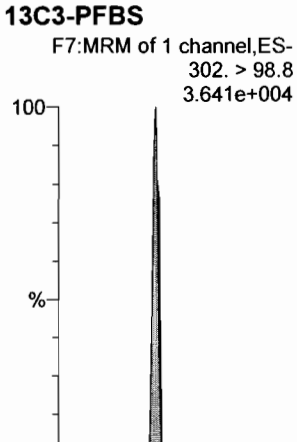

13C2-PFHxA

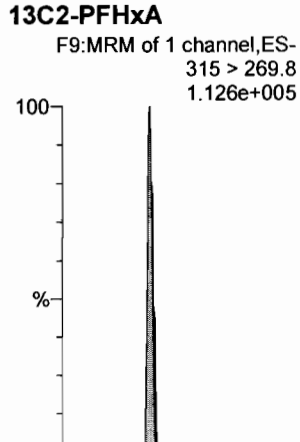

13C3-PFBS

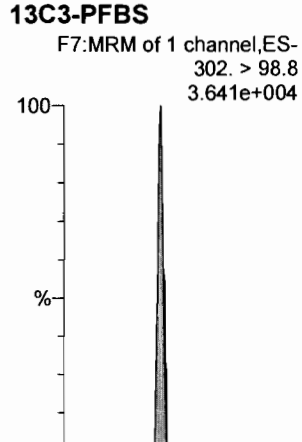

Dataset: F:\Projects\PFAS.PRO\Results\180226M1\180226M1-6.qld

Last Altered: Monday, February 26, 2018 11:38:01 Pacific Standard Time
Printed: Monday, February 26, 2018 11:38:12 Pacific Standard Time

Name: 180226M1_6, Date: 26-Feb-2018, Time: 10:24:32, ID: ST180226M1-2 PFC CS3 18B2317, Description: PFC CS3 18B2317

6:2 FTS

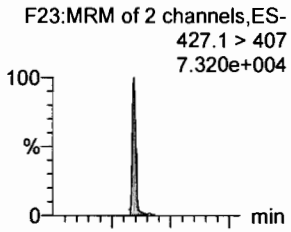

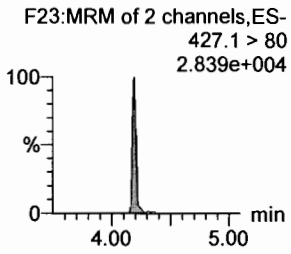

PFHpA

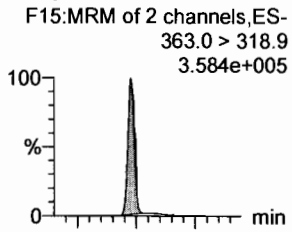

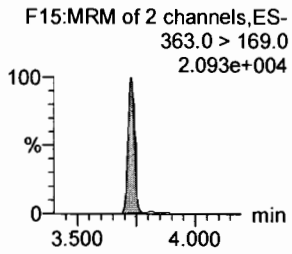

L-PFHxS

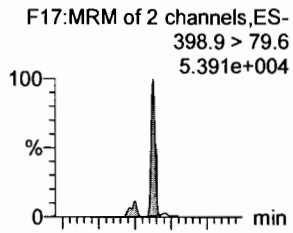

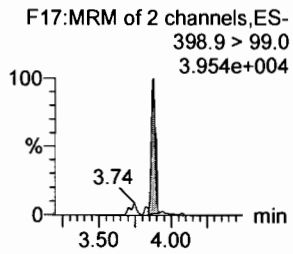

L-PFOA

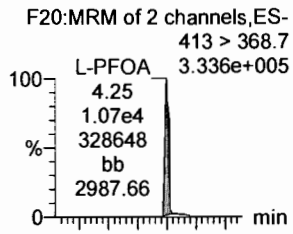

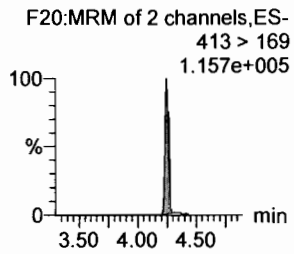

PFHpS

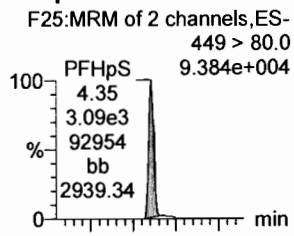

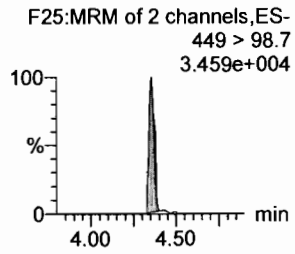

PFNA

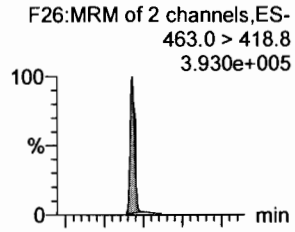

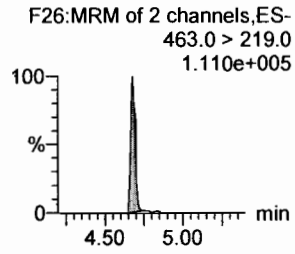

18O2-PFHxS

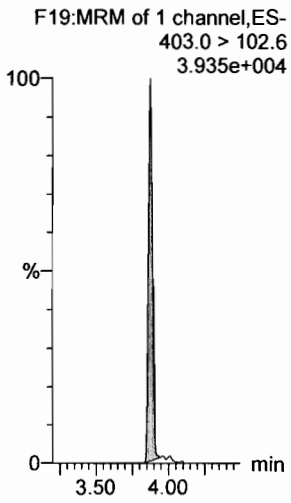

13C4-PFHpA

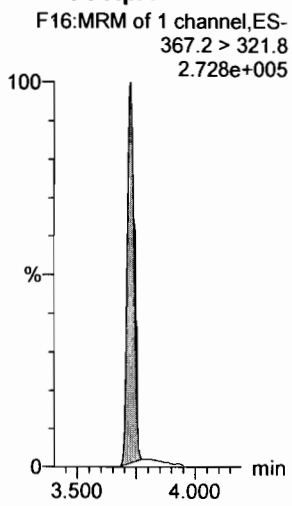

13C2-PFOA

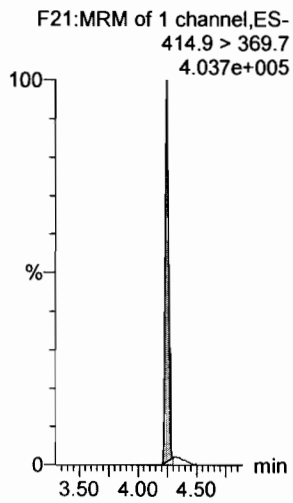

13C2-PFOA

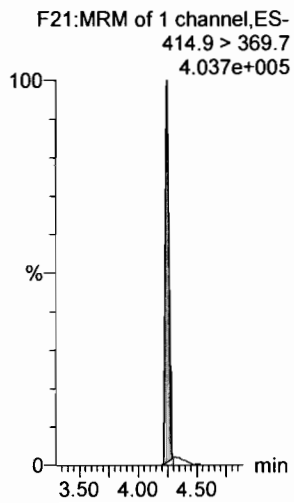

13C2-PFOA

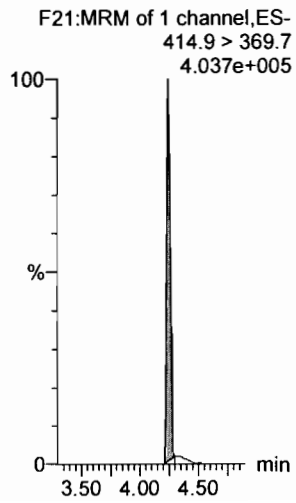

13C5-PFNA

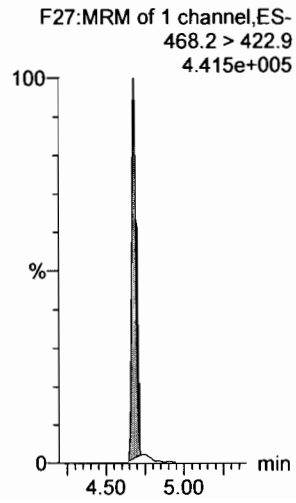

Dataset: F:\Projects\PFAS.PRO\Results\180226M1\180226M1-6.qld

Last Altered: Monday, February 26, 2018 11:38:01 Pacific Standard Time
Printed: Monday, February 26, 2018 11:38:12 Pacific Standard Time

Name: 180226M1_6, Date: 26-Feb-2018, Time: 10:24:32, ID: ST180226M1-2 PFC CS3 18B2317, Description: PFC CS3 18B2317

PFOSA

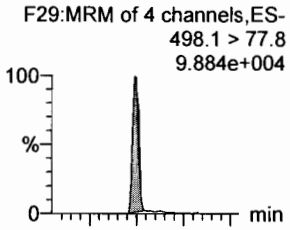

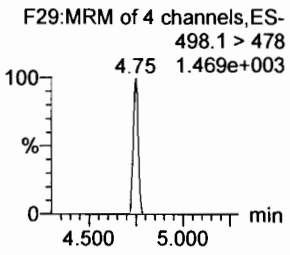

L-PFOS

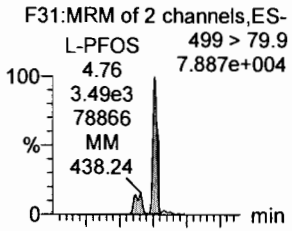

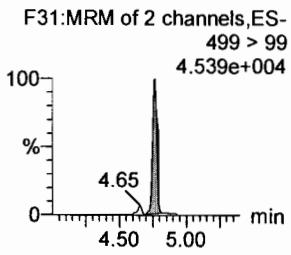

PFDA

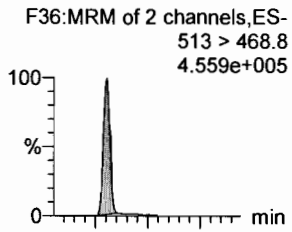

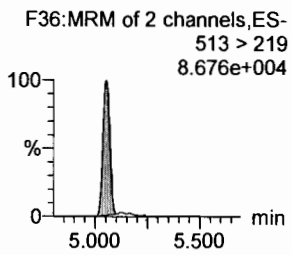

8:2 FTS

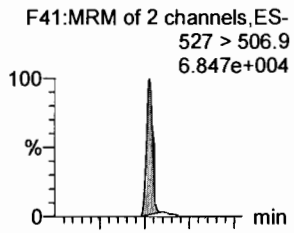

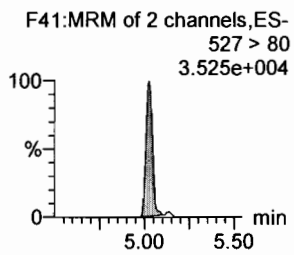

PFNS

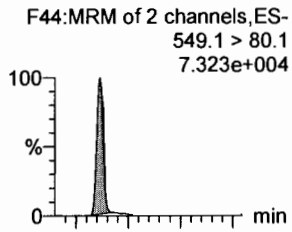

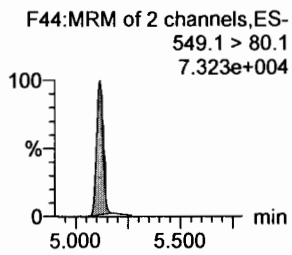

N-MeFOSAA

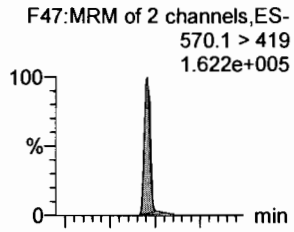

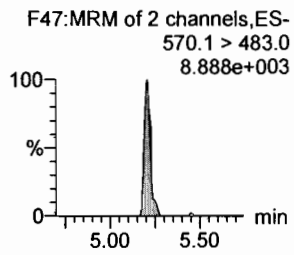

13C8-PFOSA

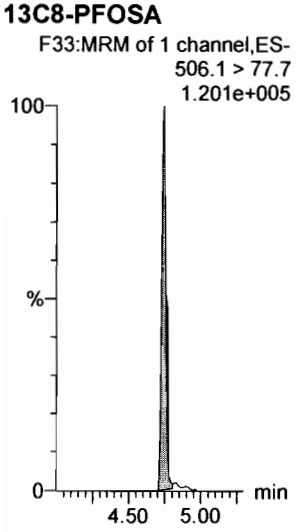

13C8-PFOS

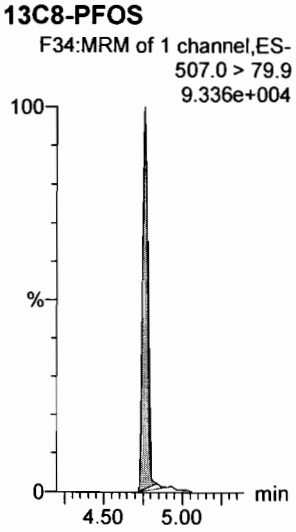

13C2-PFDA

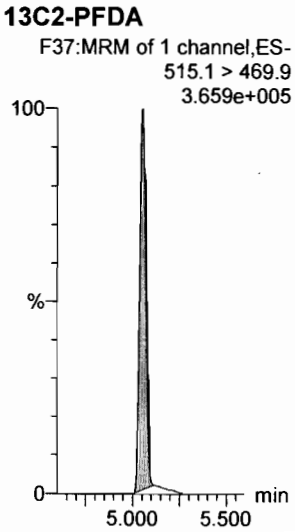

13C2-PFOA

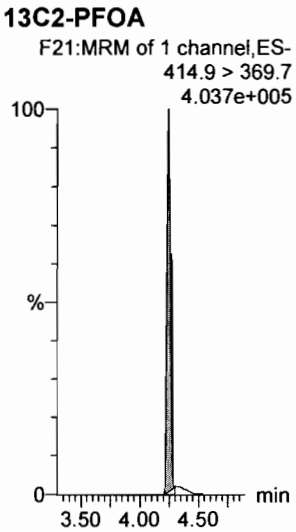

13C2-PFOA

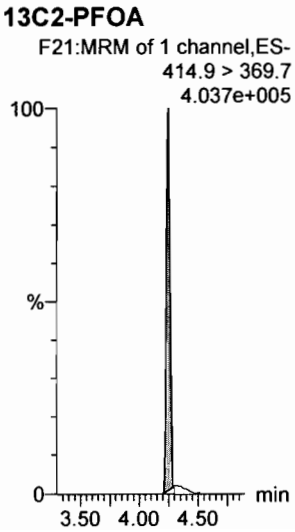

d3-N-MeFOSAA

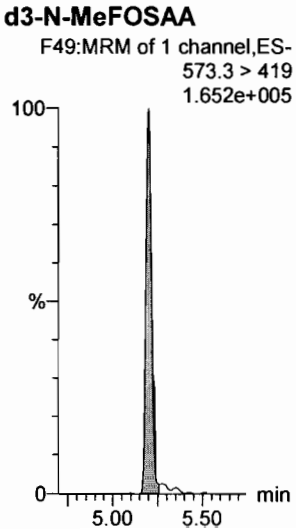

Dataset: F:\Projects\PFAS.PRO\Results\180226M1\180226M1-6.qld

Last Altered: Monday, February 26, 2018 11:38:01 Pacific Standard Time
Printed: Monday, February 26, 2018 11:38:12 Pacific Standard Time

Name: 180226M1_6, Date: 26-Feb-2018, Time: 10:24:32, ID: ST180226M1-2 PFC CS3 18B2317, Description: PFC CS3 18B2317

N-EtFOSAA

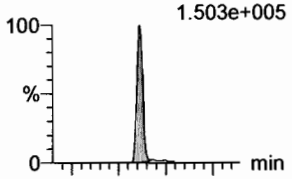

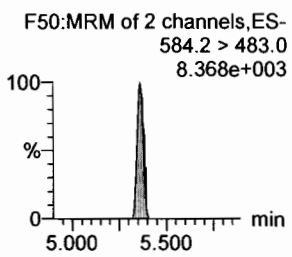

PFDoA

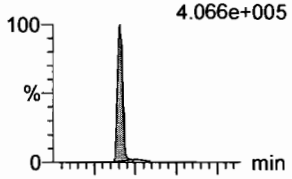

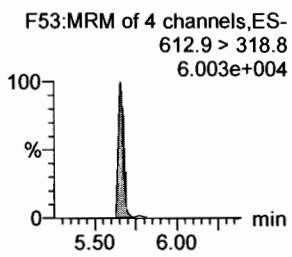

PFDS

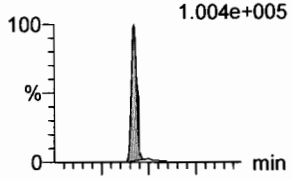

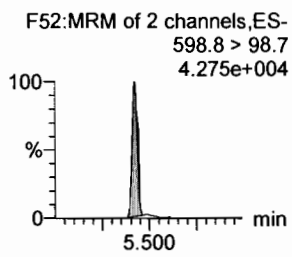

PFUdA

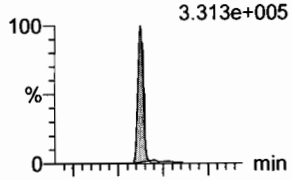

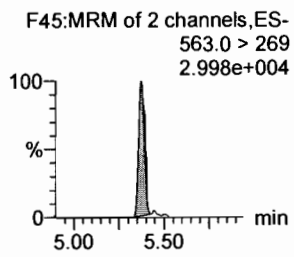

N-MeFOSA

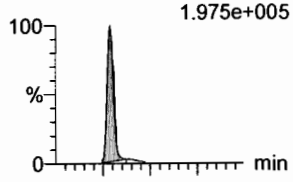

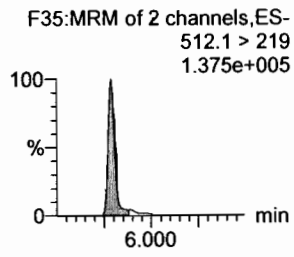

PFTrDA

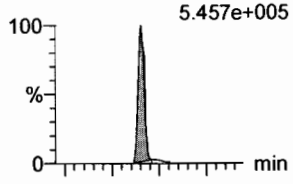

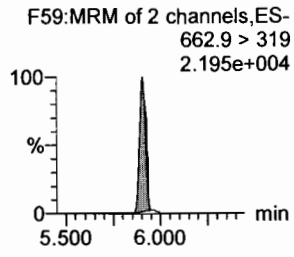

d5-N-EtFOSAA

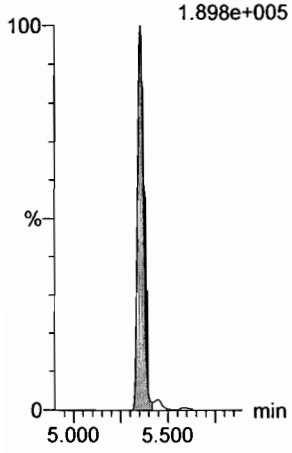

13C2-PFDoA

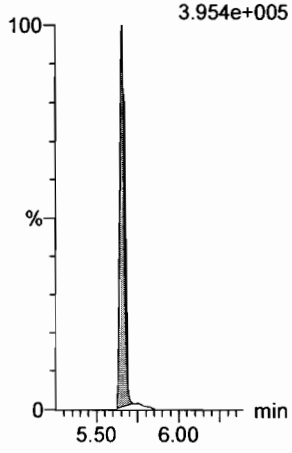

13C2-PFUdA

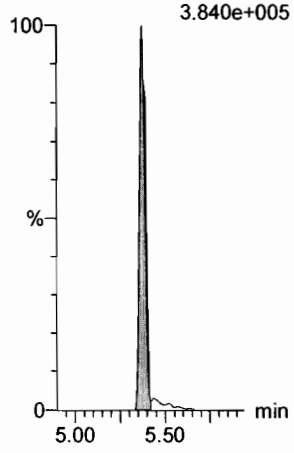

13C2-PFUdA

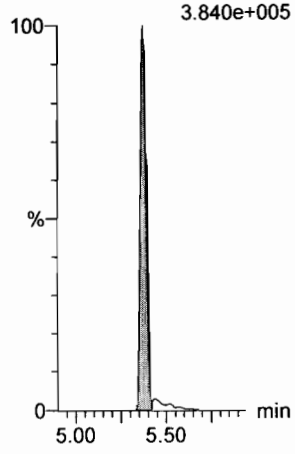

d3-N-MeFOSA

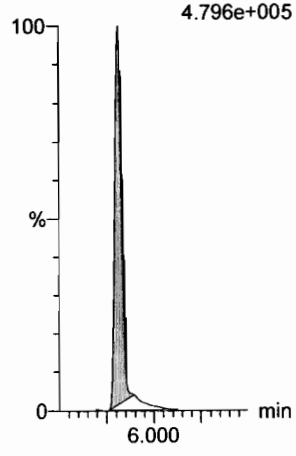

13C2-PFDoA

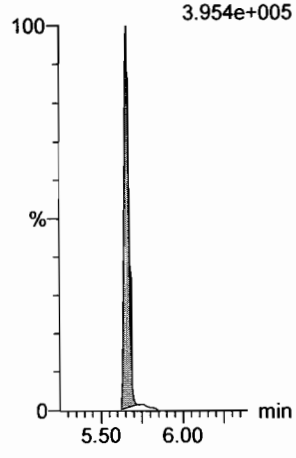

Dataset: F:\Projects\PFAS.PRO\Results\180226M1\180226M1-6.qld

Last Altered: Monday, February 26, 2018 11:38:01 Pacific Standard Time
Printed: Monday, February 26, 2018 11:38:12 Pacific Standard Time

Name: 180226M1_6, Date: 26-Feb-2018, Time: 10:24:32, ID: ST180226M1-2 PFC CS3 18B2317, Description: PFC CS3 18B2317

PFTeDA

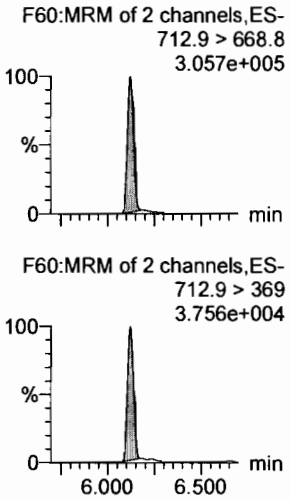

N-EtFOSA

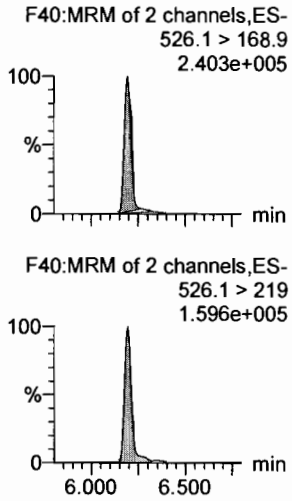

PFHxDA

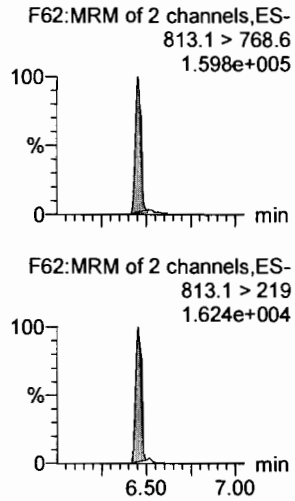

PFODA



N-MeFOSE

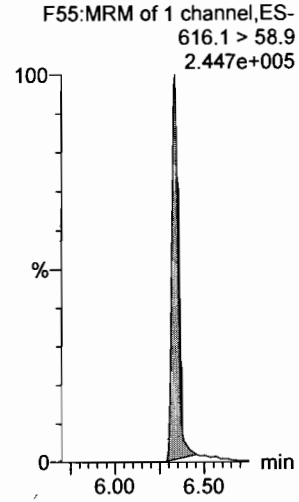

N-EtFOSE

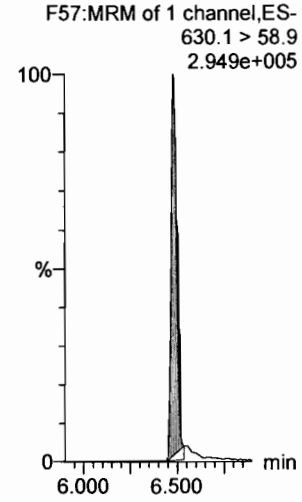

13C2-PFTeDA

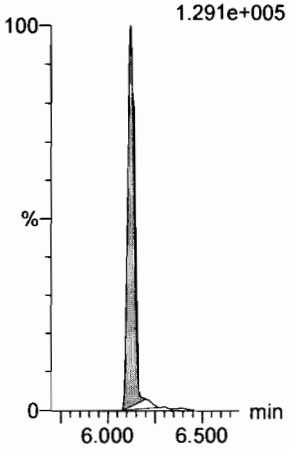

d5-N-ETFOSA

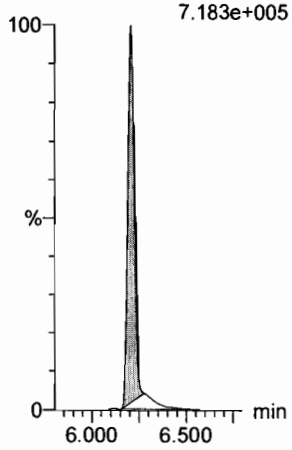

13C2-PFHxDA

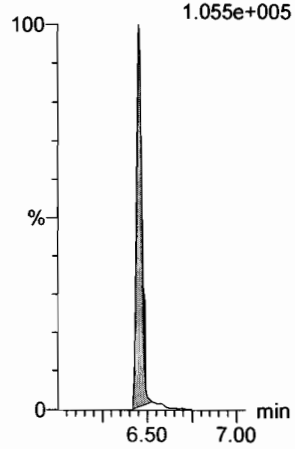

13C2-PFHxDA

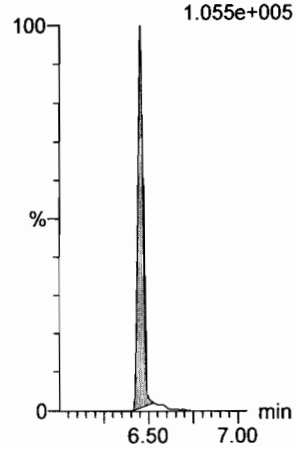

d7-N-MeFOSE

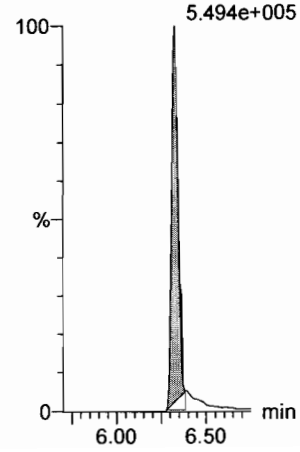

d9-N-EtFOSE

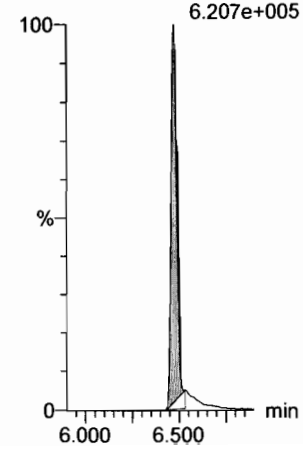

Dataset: F:\Projects\PFAS.PRO\Results\180226M1\180226M1-6.qld

Last Altered: Monday, February 26, 2018 11:38:01 Pacific Standard Time
Printed: Monday, February 26, 2018 11:38:12 Pacific Standard Time

Name: 180226M1_6, Date: 26-Feb-2018, Time: 10:24:32, ID: ST180226M1-2 PFC CS3 18B2317, Description: PFC CS3 18B2317

13C4-PFBA
F3:MRM of 1 channel,ES-
217. > 171.8
1.296e+005

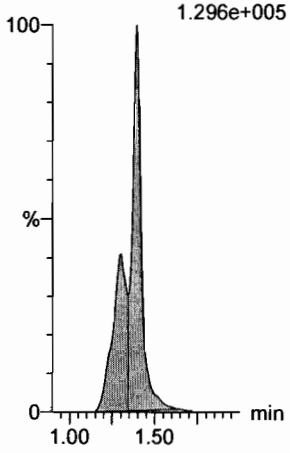

13C5-PFHxA
F10:MRM of 1 channel,ES-
318 > 272.9
4.459e+005

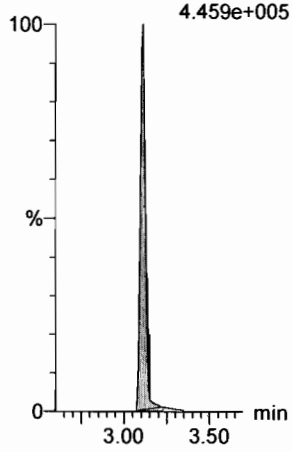

13C3-PFHxS
F18:MRM of 1 channel,ES-
401.9 > 79.9
1.191e+005

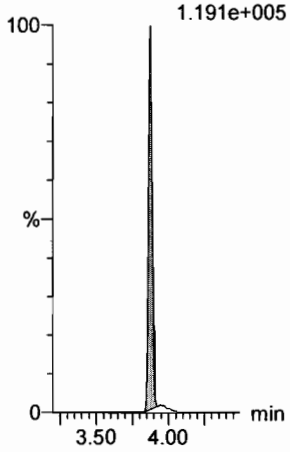

13C8-PFOA
F22:MRM of 1 channel,ES-
421.3 > 376
3.936e+005

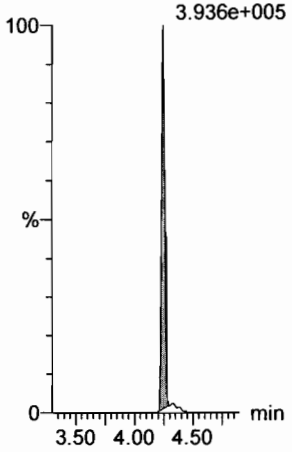

13C9-PFNA
F28:MRM of 1 channel,ES-
472.2 > 426.9
4.044e+005

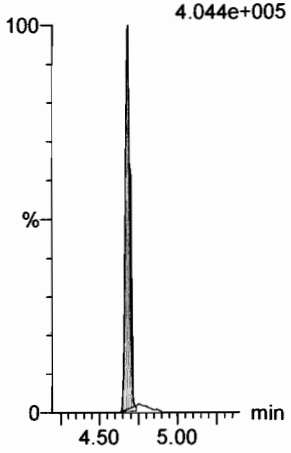

13C4-PFOS
F32:MRM of 1 channel,ES-
503 > 79.9
1.112e+005

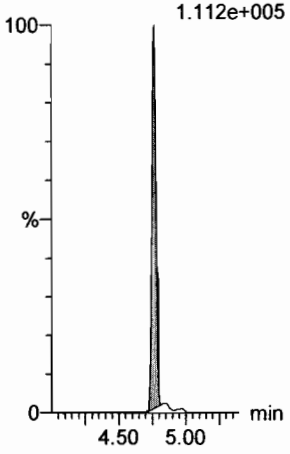

13C6-PFDA
F39:MRM of 1 channel,ES-
519.1 > 473.7
3.762e+005

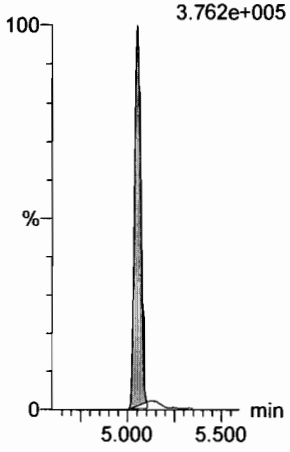

13C7-PFUdA
F48:MRM of 1 channel,ES-
570.1 > 524.8
4.502e+005

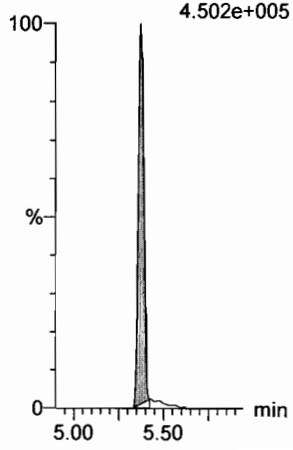

Dataset: Untitled

Last Altered: Wednesday, February 28, 2018 13:37:49 Pacific Standard Time
Printed: Wednesday, February 28, 2018 13:43:06 Pacific Standard Time

Method: F:\Projects\PFAS.PRO\MethDB\PFAS_RS-2-5-18.mdb 06 Feb 2018 10:46:28
Calibration: 28 Feb 2018 13:24:25

Name: 180227M1_7, Date: 27-Feb-2018, Time: 20:28:00, ID: ST180227M1-6 PFC CS3 18B2317, Description: PFC CS3 18B2317

	#	Name	ID	Area	%Rec	Area Out
1	1	13C4-PFBA	ST180227M1-6 PFC CS3 18B2317	1.49e4	100.0	NO
2	2	13C5-PFHxA	ST180227M1-6 PFC CS3 18B2317	1.53e4	100.0	NO
3	3	13C3-PFHxS	ST180227M1-6 PFC CS3 18B2317	4.09e3	100.0	NO
4	4	13C8-PFOA	ST180227M1-6 PFC CS3 18B2317	9.95e3	100.0	NO
5	5	13C9-PFNA	ST180227M1-6 PFC CS3 18B2317	1.57e4	100.0	NO
6	6	13C4-PFOS	ST180227M1-6 PFC CS3 18B2317	3.68e3	100.0	NO
7	7	13C6-PFDA	ST180227M1-6 PFC CS3 18B2317	1.41e4	100.0	NO
8	8	13C7-PFUdA	ST180227M1-6 PFC CS3 18B2317	1.63e4	100.0	NO

Name: 180227M1_8, Date: 27-Feb-2018, Time: 20:39:30, ID: ST180227M1-7 PFC CS4 18B2318, Description: PFC CS4 18B2318

	#	Name	ID	Area	%Rec	Area Out
1	1	13C4-PFBA	ST180227M1-7 PFC CS4 18B2318	1.50e4	100.6	NO
2	2	13C5-PFHxA	ST180227M1-7 PFC CS4 18B2318	1.61e4	105.6	NO
3	3	13C3-PFHxS	ST180227M1-7 PFC CS4 18B2318	4.18e3	102.1	NO
4	4	13C8-PFOA	ST180227M1-7 PFC CS4 18B2318	1.00e4	100.9	NO
5	5	13C9-PFNA	ST180227M1-7 PFC CS4 18B2318	1.37e4	87.7	NO
6	6	13C4-PFOS	ST180227M1-7 PFC CS4 18B2318	3.64e3	98.9	NO
7	7	13C6-PFDA	ST180227M1-7 PFC CS4 18B2318	1.54e4	108.7	NO
8	8	13C7-PFUdA	ST180227M1-7 PFC CS4 18B2318	1.64e4	100.8	NO

Name: 180227M1_9, Date: 27-Feb-2018, Time: 20:51:00, ID: ST180227M1-8 PFC CS5 18B2319, Description: PFC CS5 18B2319

	#	Name	ID	Area	%Rec	Area Out
1	1	13C4-PFBA	ST180227M1-8 PFC CS5 18B2319	1.46e4	97.7	NO
2	2	13C5-PFHxA	ST180227M1-8 PFC CS5 18B2319	1.49e4	97.5	NO
3	3	13C3-PFHxS	ST180227M1-8 PFC CS5 18B2319	3.85e3	94.2	NO
4	4	13C8-PFOA	ST180227M1-8 PFC CS5 18B2319	1.01e4	101.9	NO
5	5	13C9-PFNA	ST180227M1-8 PFC CS5 18B2319	1.48e4	94.8	NO
6	6	13C4-PFOS	ST180227M1-8 PFC CS5 18B2319	4.20e3	114.1	NO
7	7	13C6-PFDA	ST180227M1-8 PFC CS5 18B2319	1.39e4	98.2	NO
8	8	13C7-PFUdA	ST180227M1-8 PFC CS5 18B2319	1.42e4	87.3	NO

Name: 180227M1_10, Date: 27-Feb-2018, Time: 21:02:27, ID: ST180227M1-9 PFC CS6 18B2320, Description: PFC CS6 18B2320

	#	Name	ID	Area	%Rec	Area Out
1	1	13C4-PFBA	ST180227M1-9 PFC CS6 18B2320	1.44e4	96.5	NO
2	2	13C5-PFHxA	ST180227M1-9 PFC CS6 18B2320	1.28e4	83.6	NO
3	3	13C3-PFHxS	ST180227M1-9 PFC CS6 18B2320	3.49e3	85.3	NO
4	4	13C8-PFOA	ST180227M1-9 PFC CS6 18B2320	1.03e4	103.7	NO
5	5	13C9-PFNA	ST180227M1-9 PFC CS6 18B2320	1.34e4	85.4	NO
6	6	13C4-PFOS	ST180227M1-9 PFC CS6 18B2320	2.77e3	75.4	NO
7	7	13C6-PFDA	ST180227M1-9 PFC CS6 18B2320	1.24e4	87.6	NO
8	8	13C7-PFUdA	ST180227M1-9 PFC CS6 18B2320	1.38e4	84.8	NO

Dataset: Untitled

Last Altered: Wednesday, February 28, 2018 13:37:49 Pacific Standard Time
Printed: Wednesday, February 28, 2018 13:43:06 Pacific Standard Time

Name: 180227M1_11, Date: 27-Feb-2018, Time: 21:13:56, ID: ST180227M1-10 PFC CS7 18B2321, Description: PFC CS7 18B2321

	#	Name	ID	Area	%Rec	Area Out
1	1	13C4-PFBA	ST180227M1-10 PFC CS7 18B2321	1.37e4	91.6	NO
2	2	13C5-PFHxA	ST180227M1-10 PFC CS7 18B2321	1.22e4	80.0	NO
3	3	13C3-PFHxS	ST180227M1-10 PFC CS7 18B2321	3.06e3	74.9	NO
4	4	13C8-PFOA	ST180227M1-10 PFC CS7 18B2321	8.48e3	85.2	NO
5	5	13C9-PFNA	ST180227M1-10 PFC CS7 18B2321	1.23e4	78.7	NO
6	6	13C4-PFOS	ST180227M1-10 PFC CS7 18B2321	3.09e3	84.0	NO
7	7	13C6-PFDA	ST180227M1-10 PFC CS7 18B2321	1.21e4	85.3	NO
8	8	13C7-PFUdA	ST180227M1-10 PFC CS7 18B2321	1.41e4	86.3	NO

Name: 180227M1_12, Date: 27-Feb-2018, Time: 21:25:26, ID: IPA, Description: IPA

	#	Name	ID	Area	%Rec	Area Out
1	1	13C4-PFBA	IPA			NO
2	2	13C5-PFHxA	IPA			NO
3	3	13C3-PFHxS	IPA			NO
4	4	13C8-PFOA	IPA			NO
5	5	13C9-PFNA	IPA			NO
6	6	13C4-PFOS	IPA			NO
7	7	13C6-PFDA	IPA			NO
8	8	13C7-PFUdA	IPA			NO

Name: 180227M1_13, Date: 27-Feb-2018, Time: 21:36:56, ID: ICV180227M1-1 PFC ICV 18B2311, Description: PFC ICV 18B2311

	#	Name	ID	Area	%Rec	Area Out
1	1	13C4-PFBA	ICV180227M1-1 PFC ICV 18B2311	1.45e4	97.2	NO
2	2	13C5-PFHxA	ICV180227M1-1 PFC ICV 18B2311	1.28e4	84.0	NO
3	3	13C3-PFHxS	ICV180227M1-1 PFC ICV 18B2311	3.55e3	86.9	NO
4	4	13C8-PFOA	ICV180227M1-1 PFC ICV 18B2311	1.12e4	113.0	NO
5	5	13C9-PFNA	ICV180227M1-1 PFC ICV 18B2311	1.29e4	82.7	NO
6	6	13C4-PFOS	ICV180227M1-1 PFC ICV 18B2311	3.58e3	97.2	NO
7	7	13C6-PFDA	ICV180227M1-1 PFC ICV 18B2311	1.32e4	93.6	NO
8	8	13C7-PFUdA	ICV180227M1-1 PFC ICV 18B2311	1.52e4	93.0	NO

Name: 180227M1_14, Date: 27-Feb-2018, Time: 21:48:26, ID: IPA, Description: IPA

	#	Name	ID	Area	%Rec	Area Out
1	1	13C4-PFBA	IPA			NO
2	2	13C5-PFHxA	IPA			NO
3	3	13C3-PFHxS	IPA			NO
4	4	13C8-PFOA	IPA			NO
5	5	13C9-PFNA	IPA			NO
6	6	13C4-PFOS	IPA			NO
7	7	13C6-PFDA	IPA			NO
8	8	13C7-PFUdA	IPA	5.37e0	0.0	YES

Dataset: Untitled

Last Altered: Wednesday, February 28, 2018 13:37:49 Pacific Standard Time
Printed: Wednesday, February 28, 2018 13:43:06 Pacific Standard Time

Name: 180227M1_15, Date: 27-Feb-2018, Time: 21:59:52, ID: 1800170-01@5X MBR Grab 0.02037, Description: MBR Grab

	#	Name	ID	Area	%Rec	Area Out
1	1	13C4-PFBA	1800170-01@5X MBR Grab 0.02037	1.94e3	13.0	YES
2	2	13C5-PFHxA	1800170-01@5X MBR Grab 0.02037	2.22e3	14.5	YES
3	3	13C3-PFHxS	1800170-01@5X MBR Grab 0.02037	5.90e2	14.4	YES
4	4	13C8-PFOA	1800170-01@5X MBR Grab 0.02037	1.68e3	16.9	YES
5	5	13C9-PFNA	1800170-01@5X MBR Grab 0.02037	2.00e3	12.8	YES
6	6	13C4-PFOS	1800170-01@5X MBR Grab 0.02037	5.79e2	15.7	YES
7	7	13C6-PFDA	1800170-01@5X MBR Grab 0.02037	1.98e3	14.0	YES
8	8	13C7-PFUdA	1800170-01@5X MBR Grab 0.02037	2.11e3	13.0	YES

Name: 180227M1_16, Date: 27-Feb-2018, Time: 22:11:23, ID: 1800170-02@20x TANK 3 Comp 0.02084, Description: TANK 3 Comp

	#	Name	ID	Area	%Rec	Area Out
1	1	13C4-PFBA	1800170-02@20x TANK 3 Comp 0.02084	5.25e2	3.5	YES
2	2	13C5-PFHxA	1800170-02@20x TANK 3 Comp 0.02084	5.68e2	3.7	YES
3	3	13C3-PFHxS	1800170-02@20x TANK 3 Comp 0.02084	1.31e2	3.2	YES
4	4	13C8-PFOA	1800170-02@20x TANK 3 Comp 0.02084	4.20e2	4.2	YES
5	5	13C9-PFNA	1800170-02@20x TANK 3 Comp 0.02084	4.36e2	2.8	YES
6	6	13C4-PFOS	1800170-02@20x TANK 3 Comp 0.02084	1.61e2	4.4	YES
7	7	13C6-PFDA	1800170-02@20x TANK 3 Comp 0.02084	5.94e2	4.2	YES
8	8	13C7-PFUdA	1800170-02@20x TANK 3 Comp 0.02084	6.59e2	4.0	YES

Name: 180227M1_17, Date: 27-Feb-2018, Time: 22:22:52, ID: B8B0010-BS1 OPR 0.25, Description: OPR

	#	Name	ID	Area	%Rec	Area Out
1	1	13C4-PFBA	B8B0010-BS1 OPR 0.25	1.22e4	81.4	NO
2	2	13C5-PFHxA	B8B0010-BS1 OPR 0.25	1.37e4	89.6	NO
3	3	13C3-PFHxS	B8B0010-BS1 OPR 0.25	2.91e3	71.1	NO
4	4	13C8-PFOA	B8B0010-BS1 OPR 0.25	9.71e3	97.6	NO
5	5	13C9-PFNA	B8B0010-BS1 OPR 0.25	9.75e3	62.3	NO
6	6	13C4-PFOS	B8B0010-BS1 OPR 0.25	1.88e3	51.1	NO
7	7	13C6-PFDA	B8B0010-BS1 OPR 0.25	5.54e3	39.1	YES
8	8	13C7-PFUdA	B8B0010-BS1 OPR 0.25	1.44e3	8.8	YES

Name: 180227M1_18, Date: 27-Feb-2018, Time: 22:34:19, ID: B8B0010-MSD1 Matrix Spike Dup 0.11689, Description: Matrix Spike Dup

	#	Name	ID	Area	%Rec	Area Out
1	1	13C4-PFBA	B8B0010-MSD1 Matrix Spike Dup 0.116...	1.17e4	78.2	NO
2	2	13C5-PFHxA	B8B0010-MSD1 Matrix Spike Dup 0.116...	1.28e4	83.7	NO
3	3	13C3-PFHxS	B8B0010-MSD1 Matrix Spike Dup 0.116...	3.29e3	80.4	NO
4	4	13C8-PFOA	B8B0010-MSD1 Matrix Spike Dup 0.116...	1.00e4	100.6	NO
5	5	13C9-PFNA	B8B0010-MSD1 Matrix Spike Dup 0.116...	1.11e4	70.9	NO
6	6	13C4-PFOS	B8B0010-MSD1 Matrix Spike Dup 0.116...	1.73e3	46.9	YES
7	7	13C6-PFDA	B8B0010-MSD1 Matrix Spike Dup 0.116...	7.28e3	51.4	NO
8	8	13C7-PFUdA	B8B0010-MSD1 Matrix Spike Dup 0.116...	2.25e3	13.8	YES

Dataset: Untitled

Last Altered: Wednesday, February 28, 2018 13:37:49 Pacific Standard Time
Printed: Wednesday, February 28, 2018 13:43:06 Pacific Standard Time

Name: 180227M1_19, Date: 27-Feb-2018, Time: 22:45:46, ID: B8B0010-MS1 Matrix Spike 0.11755, Description: Matrix Spike

	#	Name	ID	Area	%Rec	Area Out
1	1	13C4-PFBA	B8B0010-MS1 Matrix Spike 0.11755	1.27e4	84.8	NO
2	2	13C5-PFHxA	B8B0010-MS1 Matrix Spike 0.11755	1.36e4	88.9	NO
3	3	13C3-PFHxS	B8B0010-MS1 Matrix Spike 0.11755	3.70e3	90.4	NO
4	4	13C8-PFOA	B8B0010-MS1 Matrix Spike 0.11755	1.00e4	100.8	NO
5	5	13C9-PFNA	B8B0010-MS1 Matrix Spike 0.11755	1.18e4	75.4	NO
6	6	13C4-PFOS	B8B0010-MS1 Matrix Spike 0.11755	2.27e3	61.8	NO
7	7	13C6-PFDA	B8B0010-MS1 Matrix Spike 0.11755	6.71e3	47.4	YES
8	8	13C7-PFUdA	B8B0010-MS1 Matrix Spike 0.11755	1.40e3	8.6	YES

Name: 180227M1_20, Date: 27-Feb-2018, Time: 22:57:13, ID: B8B0096-BS1 OPR 0.125, Description: OPR

	#	Name	ID	Area	%Rec	Area Out
1	1	13C4-PFBA	B8B0096-BS1 OPR 0.125	8.93e3	59.8	NO
2	2	13C5-PFHxA	B8B0096-BS1 OPR 0.125	9.64e3	63.0	NO
3	3	13C3-PFHxS	B8B0096-BS1 OPR 0.125	2.68e3	65.5	NO
4	4	13C8-PFOA	B8B0096-BS1 OPR 0.125	7.70e3	77.4	NO
5	5	13C9-PFNA	B8B0096-BS1 OPR 0.125	8.91e3	56.9	NO
6	6	13C4-PFOS	B8B0096-BS1 OPR 0.125	2.64e3	71.8	NO
7	7	13C6-PFDA	B8B0096-BS1 OPR 0.125	1.25e4	88.0	NO
8	8	13C7-PFUdA	B8B0096-BS1 OPR 0.125	1.30e4	79.5	NO

Name: 180227M1_21, Date: 27-Feb-2018, Time: 23:08:40, ID: B8B0096-BLK1 Method Blank 0.125, Description: Method Blank

	#	Name	ID	Area	%Rec	Area Out
1	1	13C4-PFBA	B8B0096-BLK1 Method Blank 0.125	9.88e3	66.1	NO
2	2	13C5-PFHxA	B8B0096-BLK1 Method Blank 0.125	1.01e4	66.0	NO
3	3	13C3-PFHxS	B8B0096-BLK1 Method Blank 0.125	3.19e3	78.0	NO
4	4	13C8-PFOA	B8B0096-BLK1 Method Blank 0.125	8.36e3	84.0	NO
5	5	13C9-PFNA	B8B0096-BLK1 Method Blank 0.125	1.00e4	63.9	NO
6	6	13C4-PFOS	B8B0096-BLK1 Method Blank 0.125	3.12e3	84.8	NO
7	7	13C6-PFDA	B8B0096-BLK1 Method Blank 0.125	1.19e4	84.4	NO
8	8	13C7-PFUdA	B8B0096-BLK1 Method Blank 0.125	1.37e4	83.8	NO

Name: 180227M1_22, Date: 27-Feb-2018, Time: 23:20:09, ID: B8B0096-MS1 Matrix Spike 0.11568, Description: Matrix Spike

	#	Name	ID	Area	%Rec	Area Out
1	1	13C4-PFBA	B8B0096-MS1 Matrix Spike 0.11568	6.38e3	42.7	YES
2	2	13C5-PFHxA	B8B0096-MS1 Matrix Spike 0.11568	6.79e3	44.4	YES
3	3	13C3-PFHxS	B8B0096-MS1 Matrix Spike 0.11568	2.50e3	61.1	NO
4	4	13C8-PFOA	B8B0096-MS1 Matrix Spike 0.11568	5.44e3	54.7	NO
5	5	13C9-PFNA	B8B0096-MS1 Matrix Spike 0.11568	6.88e3	43.9	YES
6	6	13C4-PFOS	B8B0096-MS1 Matrix Spike 0.11568	3.03e3	82.3	NO
7	7	13C6-PFDA	B8B0096-MS1 Matrix Spike 0.11568	1.02e4	72.3	NO
8	8	13C7-PFUdA	B8B0096-MS1 Matrix Spike 0.11568	1.14e4	69.9	NO

Dataset: Untitled

Last Altered: Wednesday, February 28, 2018 13:37:49 Pacific Standard Time
Printed: Wednesday, February 28, 2018 13:43:06 Pacific Standard Time

Name: 180227M1_23, Date: 27-Feb-2018, Time: 23:31:38, ID: B8B0096-MSD1 Matrix Spike Dup 0.1188, Description: Matrix Spike Dup

	# Name	ID	Area	%Rec	Area Out
1	1 13C4-PFBA	B8B0096-MSD1 Matrix Spike Dup 0.1188	5.64e3	37.7	YES
2	2 13C5-PFHxA	B8B0096-MSD1 Matrix Spike Dup 0.1188	6.49e3	42.4	YES
3	3 13C3-PFHxS	B8B0096-MSD1 Matrix Spike Dup 0.1188	2.86e3	69.9	NO
4	4 13C8-PFOA	B8B0096-MSD1 Matrix Spike Dup 0.1188	4.66e3	46.8	YES
5	5 13C9-PFNA	B8B0096-MSD1 Matrix Spike Dup 0.1188	7.05e3	45.1	YES
6	6 13C4-PFOS	B8B0096-MSD1 Matrix Spike Dup 0.1188	2.65e3	72.1	NO
7	7 13C6-PFDA	B8B0096-MSD1 Matrix Spike Dup 0.1188	7.22e3	51.0	NO
8	8 13C7-PFUdA	B8B0096-MSD1 Matrix Spike Dup 0.1188	9.27e3	56.9	NO

Name: 180227M1_24, Date: 27-Feb-2018, Time: 23:43:09, ID: 1800298-01 REEPDW155 0.11708, Description: REEPDW155

	# Name	ID	Area	%Rec	Area Out
1	1 13C4-PFBA	1800298-01 REEPDW155 0.11708	7.36e3	49.3	YES
2	2 13C5-PFHxA	1800298-01 REEPDW155 0.11708	8.83e3	57.7	NO
3	3 13C3-PFHxS	1800298-01 REEPDW155 0.11708	3.24e3	79.1	NO
4	4 13C8-PFOA	1800298-01 REEPDW155 0.11708	7.49e3	75.3	NO
5	5 13C9-PFNA	1800298-01 REEPDW155 0.11708	9.60e3	61.3	NO
6	6 13C4-PFOS	1800298-01 REEPDW155 0.11708	2.80e3	76.1	NO
7	7 13C6-PFDA	1800298-01 REEPDW155 0.11708	1.04e4	73.7	NO
8	8 13C7-PFUdA	1800298-01 REEPDW155 0.11708	1.29e4	79.2	NO

Name: 180227M1_25, Date: 27-Feb-2018, Time: 23:54:38, ID: 1800298-02 REEPDW156 0.11596, Description: REEPDW156

	# Name	ID	Area	%Rec	Area Out
1	1 13C4-PFBA	1800298-02 REEPDW156 0.11596	7.11e3	47.6	YES
2	2 13C5-PFHxA	1800298-02 REEPDW156 0.11596	7.40e3	48.4	YES
3	3 13C3-PFHxS	1800298-02 REEPDW156 0.11596	3.03e3	74.1	NO
4	4 13C8-PFOA	1800298-02 REEPDW156 0.11596	7.37e3	74.1	NO
5	5 13C9-PFNA	1800298-02 REEPDW156 0.11596	7.30e3	46.6	YES
6	6 13C4-PFOS	1800298-02 REEPDW156 0.11596	2.60e3	70.6	NO
7	7 13C6-PFDA	1800298-02 REEPDW156 0.11596	1.04e4	73.8	NO
8	8 13C7-PFUdA	1800298-02 REEPDW156 0.11596	1.08e4	66.1	NO

Name: 180227M1_26, Date: 28-Feb-2018, Time: 00:06:08, ID: 1800298-03 REEPDW157 0.12015, Description: REEPDW157

	# Name	ID	Area	%Rec	Area Out
1	1 13C4-PFBA	1800298-03 REEPDW157 0.12015	5.54e3	37.1	YES
2	2 13C5-PFHxA	1800298-03 REEPDW157 0.12015	6.67e3	43.6	YES
3	3 13C3-PFHxS	1800298-03 REEPDW157 0.12015	2.79e3	68.1	NO
4	4 13C8-PFOA	1800298-03 REEPDW157 0.12015	6.31e3	63.4	NO
5	5 13C9-PFNA	1800298-03 REEPDW157 0.12015	7.84e3	50.1	NO
6	6 13C4-PFOS	1800298-03 REEPDW157 0.12015	2.69e3	73.1	NO
7	7 13C6-PFDA	1800298-03 REEPDW157 0.12015	8.63e3	61.0	NO
8	8 13C7-PFUdA	1800298-03 REEPDW157 0.12015	1.16e4	71.2	NO

Dataset: Untitled

Last Altered: Wednesday, February 28, 2018 13:37:49 Pacific Standard Time
Printed: Wednesday, February 28, 2018 13:43:06 Pacific Standard Time

Name: 180227M1_27, Date: 28-Feb-2018, Time: 00:17:39, ID: 1800298-04 REEPDW158 0.1178, Description: REEPDW158

	#	Name	ID	Area	%Rec	Area Out
1	1	13C4-PFBA	1800298-04 REEPDW158 0.1178	6.08e3	40.7	YES
2	2	13C5-PFHxA	1800298-04 REEPDW158 0.1178	6.71e3	43.9	YES
3	3	13C3-PFHxS	1800298-04 REEPDW158 0.1178	2.82e3	69.0	NO
4	4	13C8-PFOA	1800298-04 REEPDW158 0.1178	5.84e3	58.6	NO
5	5	13C9-PFNA	1800298-04 REEPDW158 0.1178	5.76e3	36.8	YES
6	6	13C4-PFOS	1800298-04 REEPDW158 0.1178	2.70e3	73.5	NO
7	7	13C6-PFDA	1800298-04 REEPDW158 0.1178	8.37e3	59.1	NO
8	8	13C7-PFUdA	1800298-04 REEPDW158 0.1178	1.04e4	63.8	NO

Name: 180227M1_28, Date: 28-Feb-2018, Time: 00:29:05, ID: 1800298-05 REEPDW159 0.11737, Description: REEPDW159

	#	Name	ID	Area	%Rec	Area Out
1	1	13C4-PFBA	1800298-05 REEPDW159 0.11737	6.59e3	44.1	YES
2	2	13C5-PFHxA	1800298-05 REEPDW159 0.11737	7.46e3	48.8	YES
3	3	13C3-PFHxS	1800298-05 REEPDW159 0.11737	2.75e3	67.3	NO
4	4	13C8-PFOA	1800298-05 REEPDW159 0.11737	6.58e3	66.2	NO
5	5	13C9-PFNA	1800298-05 REEPDW159 0.11737	7.99e3	51.1	NO
6	6	13C4-PFOS	1800298-05 REEPDW159 0.11737	3.11e3	84.7	NO
7	7	13C6-PFDA	1800298-05 REEPDW159 0.11737	1.04e4	73.8	NO
8	8	13C7-PFUdA	1800298-05 REEPDW159 0.11737	9.50e3	58.2	NO

Name: 180227M1_29, Date: 28-Feb-2018, Time: 00:40:35, ID: 1800299-01 REEPDW155FRB 0.11474, Description: REEPDW155FRB

	#	Name	ID	Area	%Rec	Area Out
1	1	13C4-PFBA	1800299-01 REEPDW155FRB 0.11474	1.02e4	68.0	NO
2	2	13C5-PFHxA	1800299-01 REEPDW155FRB 0.11474	1.20e4	78.7	NO
3	3	13C3-PFHxS	1800299-01 REEPDW155FRB 0.11474	3.15e3	77.0	NO
4	4	13C8-PFOA	1800299-01 REEPDW155FRB 0.11474	9.71e3	97.6	NO
5	5	13C9-PFNA	1800299-01 REEPDW155FRB 0.11474	1.21e4	77.5	NO
6	6	13C4-PFOS	1800299-01 REEPDW155FRB 0.11474	3.03e3	82.4	NO
7	7	13C6-PFDA	1800299-01 REEPDW155FRB 0.11474	1.26e4	88.8	NO
8	8	13C7-PFUdA	1800299-01 REEPDW155FRB 0.11474	1.56e4	95.6	NO

Name: 180227M1_30, Date: 28-Feb-2018, Time: 00:52:05, ID: 1800299-02 REEPDW156FRB 0.1178, Description: REEPDW156FRB

	#	Name	ID	Area	%Rec	Area Out
1	1	13C4-PFBA	1800299-02 REEPDW156FRB 0.1178	8.90e3	59.6	NO
2	2	13C5-PFHxA	1800299-02 REEPDW156FRB 0.1178	9.92e3	64.9	NO
3	3	13C3-PFHxS	1800299-02 REEPDW156FRB 0.1178	2.91e3	71.2	NO
4	4	13C8-PFOA	1800299-02 REEPDW156FRB 0.1178	9.26e3	93.0	NO
5	5	13C9-PFNA	1800299-02 REEPDW156FRB 0.1178	9.99e3	63.8	NO
6	6	13C4-PFOS	1800299-02 REEPDW156FRB 0.1178	2.67e3	72.5	NO
7	7	13C6-PFDA	1800299-02 REEPDW156FRB 0.1178	1.04e4	73.8	NO
8	8	13C7-PFUdA	1800299-02 REEPDW156FRB 0.1178	1.44e4	88.4	NO

Dataset: Untitled

Last Altered: Wednesday, February 28, 2018 13:37:49 Pacific Standard Time
Printed: Wednesday, February 28, 2018 13:43:06 Pacific Standard Time

Name: 180227M1_31, Date: 28-Feb-2018, Time: 01:03:32, ID: 1800299-03 REEPDW157FRB 0.11643, Description: REEPDW157FRB

	#	Name	ID	Area	%Rec	Area Out
1	1	13C4-PFBA	1800299-03 REEPDW157FRB 0.11643	8.35e3	55.9	NO
2	2	13C5-PFHxA	1800299-03 REEPDW157FRB 0.11643	9.66e3	63.2	NO
3	3	13C3-PFHxS	1800299-03 REEPDW157FRB 0.11643	2.59e3	63.3	NO
4	4	13C8-PFOA	1800299-03 REEPDW157FRB 0.11643	6.87e3	69.0	NO
5	5	13C9-PFNA	1800299-03 REEPDW157FRB 0.11643	1.01e4	64.6	NO
6	6	13C4-PFOS	1800299-03 REEPDW157FRB 0.11643	2.29e3	62.3	NO
7	7	13C6-PFDA	1800299-03 REEPDW157FRB 0.11643	1.22e4	86.0	NO
8	8	13C7-PFUdA	1800299-03 REEPDW157FRB 0.11643	1.24e4	75.8	NO

Name: 180227M1_32, Date: 28-Feb-2018, Time: 01:14:59, ID: 1800299-04 REEPDW158FRB 0.11892, Description: REEPDW158FRB

	#	Name	ID	Area	%Rec	Area Out
1	1	13C4-PFBA	1800299-04 REEPDW158FRB 0.11892	7.65e3	51.2	NO
2	2	13C5-PFHxA	1800299-04 REEPDW158FRB 0.11892	8.75e3	57.2	NO
3	3	13C3-PFHxS	1800299-04 REEPDW158FRB 0.11892	2.67e3	65.2	NO
4	4	13C8-PFOA	1800299-04 REEPDW158FRB 0.11892	8.33e3	83.7	NO
5	5	13C9-PFNA	1800299-04 REEPDW158FRB 0.11892	8.75e3	55.9	NO
6	6	13C4-PFOS	1800299-04 REEPDW158FRB 0.11892	2.50e3	67.9	NO
7	7	13C6-PFDA	1800299-04 REEPDW158FRB 0.11892	1.20e4	84.8	NO
8	8	13C7-PFUdA	1800299-04 REEPDW158FRB 0.11892	1.24e4	76.0	NO

Name: 180227M1_33, Date: 28-Feb-2018, Time: 01:26:25, ID: 1800299-05 REEPDW159FRB 0.11693, Description: REEPDW159FRB

	#	Name	ID	Area	%Rec	Area Out
1	1	13C4-PFBA	1800299-05 REEPDW159FRB 0.11693	8.22e3	55.0	NO
2	2	13C5-PFHxA	1800299-05 REEPDW159FRB 0.11693	9.33e3	61.0	NO
3	3	13C3-PFHxS	1800299-05 REEPDW159FRB 0.11693	2.79e3	68.2	NO
4	4	13C8-PFOA	1800299-05 REEPDW159FRB 0.11693	8.69e3	87.3	NO
5	5	13C9-PFNA	1800299-05 REEPDW159FRB 0.11693	7.89e3	50.4	NO
6	6	13C4-PFOS	1800299-05 REEPDW159FRB 0.11693	2.86e3	77.7	NO
7	7	13C6-PFDA	1800299-05 REEPDW159FRB 0.11693	9.47e3	66.9	NO
8	8	13C7-PFUdA	1800299-05 REEPDW159FRB 0.11693	1.43e4	87.8	NO

Name: 180227M1_34, Date: 28-Feb-2018, Time: 01:37:52, ID: 1800301-01 REEPDW160 0.11595, Description: REEPDW160

	#	Name	ID	Area	%Rec	Area Out
1	1	13C4-PFBA	1800301-01 REEPDW160 0.11595	8.06e3	54.0	NO
2	2	13C5-PFHxA	1800301-01 REEPDW160 0.11595	8.77e3	57.3	NO
3	3	13C3-PFHxS	1800301-01 REEPDW160 0.11595	3.09e3	75.5	NO
4	4	13C8-PFOA	1800301-01 REEPDW160 0.11595	7.81e3	78.4	NO
5	5	13C9-PFNA	1800301-01 REEPDW160 0.11595	9.30e3	59.4	NO
6	6	13C4-PFOS	1800301-01 REEPDW160 0.11595	3.48e3	94.7	NO
7	7	13C6-PFDA	1800301-01 REEPDW160 0.11595	1.23e4	87.1	NO
8	8	13C7-PFUdA	1800301-01 REEPDW160 0.11595	1.20e4	73.4	NO

Dataset: Untitled

Last Altered: Wednesday, February 28, 2018 13:37:49 Pacific Standard Time
Printed: Wednesday, February 28, 2018 13:43:06 Pacific Standard Time

Name: 180227M1_35, Date: 28-Feb-2018, Time: 01:49:19, ID: 1800301-02 REEPDW515 0.11695, Description: REEPDW515

	#	Name	ID	Area	%Rec	Area Out
1	1	13C4-PFBA	1800301-02 REEPDW515 0.11695	8.00e3	53.5	NO
2	2	13C5-PFHxA	1800301-02 REEPDW515 0.11695	8.28e3	54.1	NO
3	3	13C3-PFHxS	1800301-02 REEPDW515 0.11695	3.00e3	73.3	NO
4	4	13C8-PFOA	1800301-02 REEPDW515 0.11695	7.95e3	79.8	NO
5	5	13C9-PFNA	1800301-02 REEPDW515 0.11695	8.60e3	54.9	NO
6	6	13C4-PFOS	1800301-02 REEPDW515 0.11695	2.48e3	67.4	NO
7	7	13C6-PFDA	1800301-02 REEPDW515 0.11695	9.66e3	68.3	NO
8	8	13C7-PFUdA	1800301-02 REEPDW515 0.11695	1.21e4	74.4	NO

Name: 180227M1_36, Date: 28-Feb-2018, Time: 02:00:46, ID: 1800301-03 REEPDW161 0.11505, Description: REEPDW161

	#	Name	ID	Area	%Rec	Area Out
1	1	13C4-PFBA	1800301-03 REEPDW161 0.11505	6.94e3	46.5	YES
2	2	13C5-PFHxA	1800301-03 REEPDW161 0.11505	8.23e3	53.8	NO
3	3	13C3-PFHxS	1800301-03 REEPDW161 0.11505	2.87e3	70.1	NO
4	4	13C8-PFOA	1800301-03 REEPDW161 0.11505	6.16e3	61.9	NO
5	5	13C9-PFNA	1800301-03 REEPDW161 0.11505	6.84e3	43.7	YES
6	6	13C4-PFOS	1800301-03 REEPDW161 0.11505	3.01e3	81.8	NO
7	7	13C6-PFDA	1800301-03 REEPDW161 0.11505	1.08e4	76.1	NO
8	8	13C7-PFUdA	1800301-03 REEPDW161 0.11505	1.18e4	72.2	NO

Name: 180227M1_37, Date: 28-Feb-2018, Time: 02:12:13, ID: IPA, Description: IPA

	#	Name	ID	Area	%Rec	Area Out
1	1	13C4-PFBA	IPA			NO
2	2	13C5-PFHxA	IPA			NO
3	3	13C3-PFHxS	IPA			NO
4	4	13C8-PFOA	IPA			NO
5	5	13C9-PFNA	IPA			NO
6	6	13C4-PFOS	IPA			NO
7	7	13C6-PFDA	IPA			NO
8	8	13C7-PFUdA	IPA			NO

Name: 180227M1_38, Date: 28-Feb-2018, Time: 02:23:40, ID: ST180227M1-11 PFC CS3 18B2317, Description: PFC CS3 18B2317

	#	Name	ID	Area	%Rec	Area Out
1	1	13C4-PFBA	ST180227M1-11 PFC CS3 18B2317	1.37e4	91.6	NO
2	2	13C5-PFHxA	ST180227M1-11 PFC CS3 18B2317	1.35e4	88.1	NO
3	3	13C3-PFHxS	ST180227M1-11 PFC CS3 18B2317	3.84e3	94.0	NO
4	4	13C8-PFOA	ST180227M1-11 PFC CS3 18B2317	1.20e4	120.4	NO
5	5	13C9-PFNA	ST180227M1-11 PFC CS3 18B2317	1.49e4	95.4	NO
6	6	13C4-PFOS	ST180227M1-11 PFC CS3 18B2317	3.66e3	99.7	NO
7	7	13C6-PFDA	ST180227M1-11 PFC CS3 18B2317	1.83e4	129.2	NO
8	8	13C7-PFUdA	ST180227M1-11 PFC CS3 18B2317	1.86e4	113.8	NO

Dataset: Untitled

Last Altered: Wednesday, February 28, 2018 13:37:49 Pacific Standard Time
Printed: Wednesday, February 28, 2018 13:43:06 Pacific Standard Time

Name: 180227M1_39, Date: 28-Feb-2018, Time: 02:35:07, ID: IPA, Description: IPA

	#	Name	ID	Area	%Rec	Area Out
1	1	13C4-PFBA	IPA			NO
2	2	13C5-PFHxA	IPA			NO
3	3	13C3-PFHxS	IPA			NO
4	4	13C8-PFOA	IPA			NO
5	5	13C9-PFNA	IPA			NO
6	6	13C4-PFOS	IPA			NO
7	7	13C6-PFDA	IPA			NO
8	8	13C7-PFUdA	IPA			NO

Name: 180227M1_40, Date: 28-Feb-2018, Time: 02:46:37, ID: 1800301-04 REEPDW162 0.11664, Description: REEPDW162

	#	Name	ID	Area	%Rec	Area Out
1	1	13C4-PFBA	1800301-04 REEPDW162 0.11664	9.03e3	60.4	NO
2	2	13C5-PFHxA	1800301-04 REEPDW162 0.11664	9.29e3	60.7	NO
3	3	13C3-PFHxS	1800301-04 REEPDW162 0.11664	2.99e3	73.0	NO
4	4	13C8-PFOA	1800301-04 REEPDW162 0.11664	7.44e3	74.8	NO
5	5	13C9-PFNA	1800301-04 REEPDW162 0.11664	8.44e3	53.9	NO
6	6	13C4-PFOS	1800301-04 REEPDW162 0.11664	2.89e3	78.7	NO
7	7	13C6-PFDA	1800301-04 REEPDW162 0.11664	1.09e4	77.0	NO
8	8	13C7-PFUdA	1800301-04 REEPDW162 0.11664	1.24e4	76.2	NO

Name: 180227M1_41, Date: 28-Feb-2018, Time: 02:58:04, ID: 1800301-05 REEPDW163 0.11483, Description: REEPDW163

	#	Name	ID	Area	%Rec	Area Out
1	1	13C4-PFBA	1800301-05 REEPDW163 0.11483	7.44e3	49.8	YES
2	2	13C5-PFHxA	1800301-05 REEPDW163 0.11483	9.48e3	62.0	NO
3	3	13C3-PFHxS	1800301-05 REEPDW163 0.11483	2.65e3	64.8	NO
4	4	13C8-PFOA	1800301-05 REEPDW163 0.11483	6.42e3	64.5	NO
5	5	13C9-PFNA	1800301-05 REEPDW163 0.11483	7.67e3	49.0	YES
6	6	13C4-PFOS	1800301-05 REEPDW163 0.11483	3.02e3	82.2	NO
7	7	13C6-PFDA	1800301-05 REEPDW163 0.11483	1.05e4	74.4	NO
8	8	13C7-PFUdA	1800301-05 REEPDW163 0.11483	1.15e4	70.7	NO

Name: 180227M1_42, Date: 28-Feb-2018, Time: 03:09:34, ID: 1800302-01 REEPDW160FRB 0.11761, Description: REEPDW160FRB

	#	Name	ID	Area	%Rec	Area Out
1	1	13C4-PFBA	1800302-01 REEPDW160FRB 0.11761	9.58e3	64.1	NO
2	2	13C5-PFHxA	1800302-01 REEPDW160FRB 0.11761	9.86e3	64.5	NO
3	3	13C3-PFHxS	1800302-01 REEPDW160FRB 0.11761	2.91e3	71.2	NO
4	4	13C8-PFOA	1800302-01 REEPDW160FRB 0.11761	8.89e3	89.4	NO
5	5	13C9-PFNA	1800302-01 REEPDW160FRB 0.11761	8.94e3	57.1	NO
6	6	13C4-PFOS	1800302-01 REEPDW160FRB 0.11761	3.00e3	81.6	NO
7	7	13C6-PFDA	1800302-01 REEPDW160FRB 0.11761	1.31e4	92.6	NO
8	8	13C7-PFUdA	1800302-01 REEPDW160FRB 0.11761	1.43e4	87.9	NO

Dataset: Untitled

Last Altered: Wednesday, February 28, 2018 13:37:49 Pacific Standard Time
Printed: Wednesday, February 28, 2018 13:43:06 Pacific Standard Time

Name: 180227M1_43, Date: 28-Feb-2018, Time: 03:21:01, ID: 1800302-02 REEPDW161FRB 0.1172, Description: REEPDW161FRB

	#	Name	ID	Area	%Rec	Area Out
1	1	13C4-PFBA	1800302-02 REEPDW161FRB 0.1172	7.59e3	50.8	NO
2	2	13C5-PFHxA	1800302-02 REEPDW161FRB 0.1172	8.81e3	57.6	NO
3	3	13C3-PFHxS	1800302-02 REEPDW161FRB 0.1172	2.63e3	64.2	NO
4	4	13C8-PFOA	1800302-02 REEPDW161FRB 0.1172	7.75e3	77.9	NO
5	5	13C9-PFNA	1800302-02 REEPDW161FRB 0.1172	8.27e3	52.9	NO
6	6	13C4-PFOS	1800302-02 REEPDW161FRB 0.1172	2.37e3	64.4	NO
7	7	13C6-PFDA	1800302-02 REEPDW161FRB 0.1172	1.02e4	71.8	NO
8	8	13C7-PFUdA	1800302-02 REEPDW161FRB 0.1172	1.29e4	79.3	NO

Name: 180227M1_44, Date: 28-Feb-2018, Time: 03:32:30, ID: 1800302-03 REEPDW162FRB 0.11535, Description: REEPDW162FRB

	#	Name	ID	Area	%Rec	Area Out
1	1	13C4-PFBA	1800302-03 REEPDW162FRB 0.11535	9.83e3	65.8	NO
2	2	13C5-PFHxA	1800302-03 REEPDW162FRB 0.11535	1.07e4	69.7	NO
3	3	13C3-PFHxS	1800302-03 REEPDW162FRB 0.11535	2.80e3	68.5	NO
4	4	13C8-PFOA	1800302-03 REEPDW162FRB 0.11535	9.38e3	94.3	NO
5	5	13C9-PFNA	1800302-03 REEPDW162FRB 0.11535	1.00e4	64.0	NO
6	6	13C4-PFOS	1800302-03 REEPDW162FRB 0.11535	2.82e3	76.6	NO
7	7	13C6-PFDA	1800302-03 REEPDW162FRB 0.11535	9.75e3	68.9	NO
8	8	13C7-PFUdA	1800302-03 REEPDW162FRB 0.11535	1.29e4	78.8	NO

Name: 180227M1_45, Date: 28-Feb-2018, Time: 03:44:00, ID: 1800302-04 REEPDW163FRB 0.11575, Description: REEPDW163FRB

	#	Name	ID	Area	%Rec	Area Out
1	1	13C4-PFBA	1800302-04 REEPDW163FRB 0.11575	8.91e3	59.6	NO
2	2	13C5-PFHxA	1800302-04 REEPDW163FRB 0.11575	1.02e4	66.6	NO
3	3	13C3-PFHxS	1800302-04 REEPDW163FRB 0.11575	2.88e3	70.4	NO
4	4	13C8-PFOA	1800302-04 REEPDW163FRB 0.11575	8.50e3	85.4	NO
5	5	13C9-PFNA	1800302-04 REEPDW163FRB 0.11575	9.83e3	62.8	NO
6	6	13C4-PFOS	1800302-04 REEPDW163FRB 0.11575	2.37e3	64.3	NO
7	7	13C6-PFDA	1800302-04 REEPDW163FRB 0.11575	1.16e4	82.2	NO
8	8	13C7-PFUdA	1800302-04 REEPDW163FRB 0.11575	1.54e4	94.5	NO

Name: 180227M1_46, Date: 28-Feb-2018, Time: 03:55:29, ID: 1800308-11 OF-FB54-0218 0.11801, Description: OF-FB54-0218

	#	Name	ID	Area	%Rec	Area Out
1	1	13C4-PFBA	1800308-11 OF-FB54-0218 0.11801	1.03e4	68.9	NO
2	2	13C5-PFHxA	1800308-11 OF-FB54-0218 0.11801	1.17e4	76.7	NO
3	3	13C3-PFHxS	1800308-11 OF-FB54-0218 0.11801	2.98e3	72.8	NO
4	4	13C8-PFOA	1800308-11 OF-FB54-0218 0.11801	8.68e3	87.2	NO
5	5	13C9-PFNA	1800308-11 OF-FB54-0218 0.11801	1.18e4	75.7	NO
6	6	13C4-PFOS	1800308-11 OF-FB54-0218 0.11801	3.07e3	83.5	NO
7	7	13C6-PFDA	1800308-11 OF-FB54-0218 0.11801	1.35e4	95.6	NO
8	8	13C7-PFUdA	1800308-11 OF-FB54-0218 0.11801	1.80e4	110.1	NO

Dataset: Untitled

Last Altered: Wednesday, February 28, 2018 13:37:49 Pacific Standard Time
Printed: Wednesday, February 28, 2018 13:43:06 Pacific Standard Time

Name: 180227M1_47, Date: 28-Feb-2018, Time: 04:06:59, ID: 1800308-16 OF-RW24-0218 0.11552, Description: OF-RW24-0218

	# Name	ID	Area	%Rec	Area Out
1	1 13C4-PFBA	1800308-16 OF-RW24-0218 0.11552	8.50e3	56.9	NO
2	2 13C5-PFHxA	1800308-16 OF-RW24-0218 0.11552	1.04e4	68.0	NO
3	3 13C3-PFHxS	1800308-16 OF-RW24-0218 0.11552	2.88e3	70.4	NO
4	4 13C8-PFOA	1800308-16 OF-RW24-0218 0.11552	8.19e3	82.3	NO
5	5 13C9-PFNA	1800308-16 OF-RW24-0218 0.11552	9.26e3	59.2	NO
6	6 13C4-PFOS	1800308-16 OF-RW24-0218 0.11552	2.89e3	78.7	NO
7	7 13C6-PFDA	1800308-16 OF-RW24-0218 0.11552	1.16e4	81.9	NO
8	8 13C7-PFUdA	1800308-16 OF-RW24-0218 0.11552	1.24e4	76.1	NO

Name: 180227M1_48, Date: 28-Feb-2018, Time: 04:18:28, ID: 1800308-17 OF-FB24-0218 0.11631, Description: OF-FB24-0218

	# Name	ID	Area	%Rec	Area Out
1	1 13C4-PFBA	1800308-17 OF-FB24-0218 0.11631	9.80e3	65.6	NO
2	2 13C5-PFHxA	1800308-17 OF-FB24-0218 0.11631	1.03e4	67.1	NO
3	3 13C3-PFHxS	1800308-17 OF-FB24-0218 0.11631	3.29e3	80.4	NO
4	4 13C8-PFOA	1800308-17 OF-FB24-0218 0.11631	7.98e3	80.2	NO
5	5 13C9-PFNA	1800308-17 OF-FB24-0218 0.11631	1.07e4	68.1	NO
6	6 13C4-PFOS	1800308-17 OF-FB24-0218 0.11631	2.96e3	80.5	NO
7	7 13C6-PFDA	1800308-17 OF-FB24-0218 0.11631	1.37e4	97.1	NO
8	8 13C7-PFUdA	1800308-17 OF-FB24-0218 0.11631	1.55e4	95.3	NO

Name: 180227M1_49, Date: 28-Feb-2018, Time: 04:29:50, ID: 1800308-18 OF-RW46-0218 0.11424, Description: OF-RW46-0218

	# Name	ID	Area	%Rec	Area Out
1	1 13C4-PFBA	1800308-18 OF-RW46-0218 0.11424	1.09e4	72.6	NO
2	2 13C5-PFHxA	1800308-18 OF-RW46-0218 0.11424	1.11e4	72.6	NO
3	3 13C3-PFHxS	1800308-18 OF-RW46-0218 0.11424	3.34e3	81.8	NO
4	4 13C8-PFOA	1800308-18 OF-RW46-0218 0.11424	1.04e4	104.7	NO
5	5 13C9-PFNA	1800308-18 OF-RW46-0218 0.11424	1.03e4	66.0	NO
6	6 13C4-PFOS	1800308-18 OF-RW46-0218 0.11424	2.81e3	76.4	NO
7	7 13C6-PFDA	1800308-18 OF-RW46-0218 0.11424	1.32e4	93.6	NO
8	8 13C7-PFUdA	1800308-18 OF-RW46-0218 0.11424	1.30e4	79.6	NO

Name: 180227M1_50, Date: 28-Feb-2018, Time: 04:41:17, ID: B8B0126-BS1 OPR 0.125, Description: OPR

	# Name	ID	Area	%Rec	Area Out
1	1 13C4-PFBA	B8B0126-BS1 OPR 0.125	8.90e3	59.5	NO
2	2 13C5-PFHxA	B8B0126-BS1 OPR 0.125	9.20e3	60.2	NO
3	3 13C3-PFHxS	B8B0126-BS1 OPR 0.125	3.27e3	80.1	NO
4	4 13C8-PFOA	B8B0126-BS1 OPR 0.125	7.63e3	76.7	NO
5	5 13C9-PFNA	B8B0126-BS1 OPR 0.125	9.28e3	59.3	NO
6	6 13C4-PFOS	B8B0126-BS1 OPR 0.125	3.11e3	84.5	NO
7	7 13C6-PFDA	B8B0126-BS1 OPR 0.125	9.72e3	68.7	NO
8	8 13C7-PFUdA	B8B0126-BS1 OPR 0.125	1.30e4	79.7	NO

Dataset: Untitled

Last Altered: Wednesday, February 28, 2018 13:37:49 Pacific Standard Time
Printed: Wednesday, February 28, 2018 13:43:06 Pacific Standard Time

Name: 180227M1_51, Date: 28-Feb-2018, Time: 04:52:44, ID: B8B0126-BSD1 LCSD 0.125, Description: LCSD

	#	Name	ID	Area	%Rec	Area Out
1	1	13C4-PFBA	B8B0126-BSD1 LCSD 0.125	8.08e3	54.1	NO
2	2	13C5-PFHxA	B8B0126-BSD1 LCSD 0.125	8.79e3	57.4	NO
3	3	13C3-PFHxS	B8B0126-BSD1 LCSD 0.125	3.22e3	78.8	NO
4	4	13C8-PFOA	B8B0126-BSD1 LCSD 0.125	7.23e3	72.7	NO
5	5	13C9-PFNA	B8B0126-BSD1 LCSD 0.125	8.67e3	55.4	NO
6	6	13C4-PFOS	B8B0126-BSD1 LCSD 0.125	2.63e3	71.4	NO
7	7	13C6-PFDA	B8B0126-BSD1 LCSD 0.125	8.91e3	63.0	NO
8	8	13C7-PFUdA	B8B0126-BSD1 LCSD 0.125	1.16e4	71.4	NO

Name: 180227M1_52, Date: 28-Feb-2018, Time: 05:04:13, ID: B8B0126-BLK1 Method Blank 0.125, Description: Method Blank

	#	Name	ID	Area	%Rec	Area Out
1	1	13C4-PFBA	B8B0126-BLK1 Method Blank 0.125	9.21e3	61.6	NO
2	2	13C5-PFHxA	B8B0126-BLK1 Method Blank 0.125	9.42e3	61.6	NO
3	3	13C3-PFHxS	B8B0126-BLK1 Method Blank 0.125	2.80e3	68.4	NO
4	4	13C8-PFOA	B8B0126-BLK1 Method Blank 0.125	6.95e3	69.9	NO
5	5	13C9-PFNA	B8B0126-BLK1 Method Blank 0.125	9.83e3	62.8	NO
6	6	13C4-PFOS	B8B0126-BLK1 Method Blank 0.125	2.83e3	76.9	NO
7	7	13C6-PFDA	B8B0126-BLK1 Method Blank 0.125	1.00e4	70.9	NO
8	8	13C7-PFUdA	B8B0126-BLK1 Method Blank 0.125	1.13e4	69.6	NO

Name: 180227M1_53, Date: 28-Feb-2018, Time: 05:15:40, ID: 1800333-01 REEPDW186 0.12089, Description: REEPDW186

	#	Name	ID	Area	%Rec	Area Out
1	1	13C4-PFBA	1800333-01 REEPDW186 0.12089	8.26e3	55.3	NO
2	2	13C5-PFHxA	1800333-01 REEPDW186 0.12089	9.06e3	59.3	NO
3	3	13C3-PFHxS	1800333-01 REEPDW186 0.12089	3.02e3	73.7	NO
4	4	13C8-PFOA	1800333-01 REEPDW186 0.12089	7.35e3	73.8	NO
5	5	13C9-PFNA	1800333-01 REEPDW186 0.12089	9.54e3	61.0	NO
6	6	13C4-PFOS	1800333-01 REEPDW186 0.12089	2.92e3	79.5	NO
7	7	13C6-PFDA	1800333-01 REEPDW186 0.12089	1.08e4	76.7	NO
8	8	13C7-PFUdA	1800333-01 REEPDW186 0.12089	1.21e4	73.9	NO

Name: 180227M1_54, Date: 28-Feb-2018, Time: 05:27:10, ID: 1800333-02 REEPDW187 0.11479, Description: REEPDW187

	#	Name	ID	Area	%Rec	Area Out
1	1	13C4-PFBA	1800333-02 REEPDW187 0.11479	7.61e3	51.0	NO
2	2	13C5-PFHxA	1800333-02 REEPDW187 0.11479	8.79e3	57.5	NO
3	3	13C3-PFHxS	1800333-02 REEPDW187 0.11479	2.44e3	59.6	NO
4	4	13C8-PFOA	1800333-02 REEPDW187 0.11479	7.44e3	74.7	NO
5	5	13C9-PFNA	1800333-02 REEPDW187 0.11479	7.93e3	50.6	NO
6	6	13C4-PFOS	1800333-02 REEPDW187 0.11479	2.81e3	76.5	NO
7	7	13C6-PFDA	1800333-02 REEPDW187 0.11479	8.38e3	59.2	NO
8	8	13C7-PFUdA	1800333-02 REEPDW187 0.11479	9.71e3	59.6	NO

Dataset: Untitled

Last Altered: Wednesday, February 28, 2018 13:37:49 Pacific Standard Time
Printed: Wednesday, February 28, 2018 13:43:06 Pacific Standard Time

Name: 180227M1_55, Date: 28-Feb-2018, Time: 05:38:37, ID: 1800333-03 REEPDW188 0.12197, Description: REEPDW188

	#	Name	ID	Area	%Rec	Area Out
1	1	13C4-PFBA	1800333-03 REEPDW188 0.12197	7.88e3	52.7	NO
2	2	13C5-PFHxA	1800333-03 REEPDW188 0.12197	9.04e3	59.1	NO
3	3	13C3-PFHxS	1800333-03 REEPDW188 0.12197	2.49e3	60.8	NO
4	4	13C8-PFOA	1800333-03 REEPDW188 0.12197	7.00e3	70.3	NO
5	5	13C9-PFNA	1800333-03 REEPDW188 0.12197	7.72e3	49.3	YES
6	6	13C4-PFOS	1800333-03 REEPDW188 0.12197	3.02e3	82.1	NO
7	7	13C6-PFDA	1800333-03 REEPDW188 0.12197	9.94e3	70.3	NO
8	8	13C7-PFUdA	1800333-03 REEPDW188 0.12197	1.01e4	62.1	NO

Name: 180227M1_56, Date: 28-Feb-2018, Time: 05:50:06, ID: 1800333-04 REEPDW153 0.12159, Description: REEPDW153

	#	Name	ID	Area	%Rec	Area Out
1	1	13C4-PFBA	1800333-04 REEPDW153 0.12159	9.33e3	62.4	NO
2	2	13C5-PFHxA	1800333-04 REEPDW153 0.12159	1.04e4	67.9	NO
3	3	13C3-PFHxS	1800333-04 REEPDW153 0.12159	2.99e3	73.0	NO
4	4	13C8-PFOA	1800333-04 REEPDW153 0.12159	8.97e3	90.1	NO
5	5	13C9-PFNA	1800333-04 REEPDW153 0.12159	1.04e4	66.7	NO
6	6	13C4-PFOS	1800333-04 REEPDW153 0.12159	2.41e3	65.7	NO
7	7	13C6-PFDA	1800333-04 REEPDW153 0.12159	9.74e3	68.8	NO
8	8	13C7-PFUdA	1800333-04 REEPDW153 0.12159	9.69e3	59.4	NO

Name: 180227M1_57, Date: 28-Feb-2018, Time: 06:01:33, ID: 1800334-01 REEPDW186FRB 0.12155, Description: REEPDW186FRB

	#	Name	ID	Area	%Rec	Area Out
1	1	13C4-PFBA	1800334-01 REEPDW186FRB 0.12155	9.29e3	62.2	NO
2	2	13C5-PFHxA	1800334-01 REEPDW186FRB 0.12155	9.54e3	62.4	NO
3	3	13C3-PFHxS	1800334-01 REEPDW186FRB 0.12155	3.36e3	82.1	NO
4	4	13C8-PFOA	1800334-01 REEPDW186FRB 0.12155	7.39e3	74.3	NO
5	5	13C9-PFNA	1800334-01 REEPDW186FRB 0.12155	8.22e3	52.5	NO
6	6	13C4-PFOS	1800334-01 REEPDW186FRB 0.12155	2.91e3	79.2	NO
7	7	13C6-PFDA	1800334-01 REEPDW186FRB 0.12155	8.87e3	62.7	NO
8	8	13C7-PFUdA	1800334-01 REEPDW186FRB 0.12155	1.40e4	86.0	NO

Name: 180227M1_58, Date: 28-Feb-2018, Time: 06:13:03, ID: 1800334-02 REEPDW187FRB 0.12044, Description: REEPDW187FRB

	#	Name	ID	Area	%Rec	Area Out
1	1	13C4-PFBA	1800334-02 REEPDW187FRB 0.12044	8.53e3	57.1	NO
2	2	13C5-PFHxA	1800334-02 REEPDW187FRB 0.12044	9.79e3	64.0	NO
3	3	13C3-PFHxS	1800334-02 REEPDW187FRB 0.12044	2.85e3	69.8	NO
4	4	13C8-PFOA	1800334-02 REEPDW187FRB 0.12044	7.47e3	75.1	NO
5	5	13C9-PFNA	1800334-02 REEPDW187FRB 0.12044	9.47e3	60.5	NO
6	6	13C4-PFOS	1800334-02 REEPDW187FRB 0.12044	3.06e3	83.2	NO
7	7	13C6-PFDA	1800334-02 REEPDW187FRB 0.12044	9.80e3	69.3	NO
8	8	13C7-PFUdA	1800334-02 REEPDW187FRB 0.12044	1.12e4	68.4	NO

Dataset: Untitled

Last Altered: Wednesday, February 28, 2018 13:37:49 Pacific Standard Time
Printed: Wednesday, February 28, 2018 13:43:06 Pacific Standard Time

Name: 180227M1_59, Date: 28-Feb-2018, Time: 06:24:32, ID: 1800334-03 REEPDW188FRB 0.12213, Description: REEPDW188FRB

	#	Name	ID	Area	%Rec	Area Out
1	1	13C4-PFBA	1800334-03 REEPDW188FRB 0.12213	8.17e3	54.7	NO
2	2	13C5-PFHxA	1800334-03 REEPDW188FRB 0.12213	9.24e3	60.4	NO
3	3	13C3-PFHxS	1800334-03 REEPDW188FRB 0.12213	3.28e3	80.1	NO
4	4	13C8-PFOA	1800334-03 REEPDW188FRB 0.12213	6.62e3	66.5	NO
5	5	13C9-PFNA	1800334-03 REEPDW188FRB 0.12213	8.04e3	51.4	NO
6	6	13C4-PFOS	1800334-03 REEPDW188FRB 0.12213	3.37e3	91.6	NO
7	7	13C6-PFDA	1800334-03 REEPDW188FRB 0.12213	9.99e3	70.6	NO
8	8	13C7-PFUdA	1800334-03 REEPDW188FRB 0.12213	1.19e4	73.0	NO

Name: 180227M1_60, Date: 28-Feb-2018, Time: 06:36:01, ID: 1800334-04 REEPDW153FRB 0.12039, Description: REEPDW153FRB

	#	Name	ID	Area	%Rec	Area Out
1	1	13C4-PFBA	1800334-04 REEPDW153FRB 0.12039	7.50e3	50.2	NO
2	2	13C5-PFHxA	1800334-04 REEPDW153FRB 0.12039	8.68e3	56.7	NO
3	3	13C3-PFHxS	1800334-04 REEPDW153FRB 0.12039	2.74e3	67.1	NO
4	4	13C8-PFOA	1800334-04 REEPDW153FRB 0.12039	7.13e3	71.6	NO
5	5	13C9-PFNA	1800334-04 REEPDW153FRB 0.12039	8.49e3	54.3	NO
6	6	13C4-PFOS	1800334-04 REEPDW153FRB 0.12039	3.12e3	84.8	NO
7	7	13C6-PFDA	1800334-04 REEPDW153FRB 0.12039	1.02e4	72.4	NO
8	8	13C7-PFUdA	1800334-04 REEPDW153FRB 0.12039	1.08e4	66.2	NO

Name: 180227M1_61, Date: 28-Feb-2018, Time: 06:47:28, ID: B8B0130-BS1 OPR 0.125, Description: OPR

	#	Name	ID	Area	%Rec	Area Out
1	1	13C4-PFBA	B8B0130-BS1 OPR 0.125	9.95e3	66.6	NO
2	2	13C5-PFHxA	B8B0130-BS1 OPR 0.125	1.13e4	73.8	NO
3	3	13C3-PFHxS	B8B0130-BS1 OPR 0.125	3.27e3	79.9	NO
4	4	13C8-PFOA	B8B0130-BS1 OPR 0.125	9.99e3	100.3	NO
5	5	13C9-PFNA	B8B0130-BS1 OPR 0.125	1.13e4	72.3	NO
6	6	13C4-PFOS	B8B0130-BS1 OPR 0.125	3.16e3	85.8	NO
7	7	13C6-PFDA	B8B0130-BS1 OPR 0.125	1.15e4	81.5	NO
8	8	13C7-PFUdA	B8B0130-BS1 OPR 0.125	1.46e4	89.6	NO

Name: 180227M1_62, Date: 28-Feb-2018, Time: 06:58:58, ID: B8B0130-BLK1 Method Blank 0.125, Description: Method Blank

	#	Name	ID	Area	%Rec	Area Out
1	1	13C4-PFBA	B8B0130-BLK1 Method Blank 0.125	1.09e4	72.6	NO
2	2	13C5-PFHxA	B8B0130-BLK1 Method Blank 0.125	1.29e4	84.3	NO
3	3	13C3-PFHxS	B8B0130-BLK1 Method Blank 0.125	3.50e3	85.6	NO
4	4	13C8-PFOA	B8B0130-BLK1 Method Blank 0.125	9.30e3	93.5	NO
5	5	13C9-PFNA	B8B0130-BLK1 Method Blank 0.125	1.34e4	85.5	NO
6	6	13C4-PFOS	B8B0130-BLK1 Method Blank 0.125	3.62e3	98.5	NO
7	7	13C6-PFDA	B8B0130-BLK1 Method Blank 0.125	1.54e4	109.0	NO
8	8	13C7-PFUdA	B8B0130-BLK1 Method Blank 0.125	1.65e4	101.4	NO

Dataset: Untitled

Last Altered: Wednesday, February 28, 2018 13:37:49 Pacific Standard Time
Printed: Wednesday, February 28, 2018 13:43:06 Pacific Standard Time

Name: 180227M1_63, Date: 28-Feb-2018, Time: 07:10:26, ID: B8B0130-MS1 Matrix Spike 0.11711, Description: Matrix Spike

	#	Name	ID	Area	%Rec	Area Out
1	1	13C4-PFBA	B8B0130-MS1 Matrix Spike 0.11711	1.12e4	75.0	NO
2	2	13C5-PFHxA	B8B0130-MS1 Matrix Spike 0.11711	1.21e4	78.9	NO
3	3	13C3-PFHxS	B8B0130-MS1 Matrix Spike 0.11711	3.12e3	76.2	NO
4	4	13C8-PFOA	B8B0130-MS1 Matrix Spike 0.11711	1.01e4	101.9	NO
5	5	13C9-PFNA	B8B0130-MS1 Matrix Spike 0.11711	1.01e4	64.3	NO
6	6	13C4-PFOS	B8B0130-MS1 Matrix Spike 0.11711	3.41e3	92.7	NO
7	7	13C6-PFDA	B8B0130-MS1 Matrix Spike 0.11711	1.34e4	94.9	NO
8	8	13C7-PFUdA	B8B0130-MS1 Matrix Spike 0.11711	1.77e4	108.8	NO

Name: 180227M1_64, Date: 28-Feb-2018, Time: 07:21:55, ID: B8B0130-MSD1 Matrix Spike Dup 0.11705, Description: Matrix Spike Dup

	#	Name	ID	Area	%Rec	Area Out
1	1	13C4-PFBA	B8B0130-MSD1 Matrix Spike Dup 0.117...	1.05e4	70.1	NO
2	2	13C5-PFHxA	B8B0130-MSD1 Matrix Spike Dup 0.117...	1.06e4	69.0	NO
3	3	13C3-PFHxS	B8B0130-MSD1 Matrix Spike Dup 0.117...	2.97e3	72.7	NO
4	4	13C8-PFOA	B8B0130-MSD1 Matrix Spike Dup 0.117...	1.00e4	100.9	NO
5	5	13C9-PFNA	B8B0130-MSD1 Matrix Spike Dup 0.117...	1.05e4	67.4	NO
6	6	13C4-PFOS	B8B0130-MSD1 Matrix Spike Dup 0.117...	3.13e3	85.0	NO
7	7	13C6-PFDA	B8B0130-MSD1 Matrix Spike Dup 0.117...	1.20e4	84.6	NO
8	8	13C7-PFUdA	B8B0130-MSD1 Matrix Spike Dup 0.117...	1.35e4	82.6	NO

Name: 180227M1_65, Date: 28-Feb-2018, Time: 07:33:26, ID: 1800340-01 WI-AF-MW-614-0218 0.11804, Description: WI-AF-MW-614-0218

	#	Name	ID	Area	%Rec	Area Out
1	1	13C4-PFBA	1800340-01 WI-AF-MW-614-0218 0.11...	1.02e4	68.5	NO
2	2	13C5-PFHxA	1800340-01 WI-AF-MW-614-0218 0.11...	1.17e4	76.3	NO
3	3	13C3-PFHxS	1800340-01 WI-AF-MW-614-0218 0.11...	3.32e3	81.1	NO
4	4	13C8-PFOA	1800340-01 WI-AF-MW-614-0218 0.11...	1.08e4	108.2	NO
5	5	13C9-PFNA	1800340-01 WI-AF-MW-614-0218 0.11...	1.16e4	74.0	NO
6	6	13C4-PFOS	1800340-01 WI-AF-MW-614-0218 0.11...	3.29e3	89.5	NO
7	7	13C6-PFDA	1800340-01 WI-AF-MW-614-0218 0.11...	1.38e4	97.7	NO
8	8	13C7-PFUdA	1800340-01 WI-AF-MW-614-0218 0.11...	1.39e4	85.5	NO

Name: 180227M1_66, Date: 28-Feb-2018, Time: 07:44:52, ID: 1800340-02 WI-AF-MW-613-0218 0.11332, Description: WI-AF-MW-613-0218

	#	Name	ID	Area	%Rec	Area Out
1	1	13C4-PFBA	1800340-02 WI-AF-MW-613-0218 0.11...	1.05e4	70.4	NO
2	2	13C5-PFHxA	1800340-02 WI-AF-MW-613-0218 0.11...	1.15e4	74.9	NO
3	3	13C3-PFHxS	1800340-02 WI-AF-MW-613-0218 0.11...	3.07e3	75.0	NO
4	4	13C8-PFOA	1800340-02 WI-AF-MW-613-0218 0.11...	1.07e4	107.6	NO
5	5	13C9-PFNA	1800340-02 WI-AF-MW-613-0218 0.11...	1.11e4	70.6	NO
6	6	13C4-PFOS	1800340-02 WI-AF-MW-613-0218 0.11...	3.11e3	84.5	NO
7	7	13C6-PFDA	1800340-02 WI-AF-MW-613-0218 0.11...	1.47e4	104.1	NO
8	8	13C7-PFUdA	1800340-02 WI-AF-MW-613-0218 0.11...	1.57e4	96.1	NO

Dataset: Untitled

Last Altered: Wednesday, February 28, 2018 13:37:49 Pacific Standard Time
Printed: Wednesday, February 28, 2018 13:43:06 Pacific Standard Time

Name: 180227M1_67, Date: 28-Feb-2018, Time: 07:56:19, ID: IPA, Description: IPA

	# Name	ID	Area	%Rec	Area Out
1	1 13C4-PFBA	IPA			NO
2	2 13C5-PFHxA	IPA			NO
3	3 13C3-PFHxS	IPA			NO
4	4 13C8-PFOA	IPA			NO
5	5 13C9-PFNA	IPA			NO
6	6 13C4-PFOS	IPA			NO
7	7 13C6-PFDA	IPA			NO
8	8 13C7-PFUdA	IPA			NO

Name: 180227M1_68, Date: 28-Feb-2018, Time: 08:07:48, ID: ST180227M1-12 PFC CS0 18B2314, Description: PFC CS0 18B2314

	# Name	ID	Area	%Rec	Area Out
1	1 13C4-PFBA	ST180227M1-12 PFC CS0 18B2314	1.34e4	89.3	NO
2	2 13C5-PFHxA	ST180227M1-12 PFC CS0 18B2314	1.63e4	106.4	NO
3	3 13C3-PFHxS	ST180227M1-12 PFC CS0 18B2314	3.90e3	95.3	NO
4	4 13C8-PFOA	ST180227M1-12 PFC CS0 18B2314	1.33e4	133.7	NO
5	5 13C9-PFNA	ST180227M1-12 PFC CS0 18B2314	1.63e4	104.4	NO
6	6 13C4-PFOS	ST180227M1-12 PFC CS0 18B2314	4.13e3	112.4	NO
7	7 13C6-PFDA	ST180227M1-12 PFC CS0 18B2314	1.90e4	134.0	NO
8	8 13C7-PFUdA	ST180227M1-12 PFC CS0 18B2314	1.90e4	116.6	NO

Name: 180227M1_69, Date: 28-Feb-2018, Time: 08:19:18, ID: IPA, Description: IPA

	# Name	ID	Area	%Rec	Area Out
1	1 13C4-PFBA	IPA			NO
2	2 13C5-PFHxA	IPA			NO
3	3 13C3-PFHxS	IPA			NO
4	4 13C8-PFOA	IPA			NO
5	5 13C9-PFNA	IPA			NO
6	6 13C4-PFOS	IPA			NO
7	7 13C6-PFDA	IPA			NO
8	8 13C7-PFUdA	IPA			NO

Name: 180227M1_70, Date: 28-Feb-2018, Time: 08:30:48, ID: 1800340-03 WI-AF-FB02-021418 0.12011, Description: WI-AF-FB02-021418

	# Name	ID	Area	%Rec	Area Out
1	1 13C4-PFBA	1800340-03 WI-AF-FB02-021418 0.120...	9.70e3	64.9	NO
2	2 13C5-PFHxA	1800340-03 WI-AF-FB02-021418 0.120...	1.02e4	66.8	NO
3	3 13C3-PFHxS	1800340-03 WI-AF-FB02-021418 0.120...	3.19e3	78.1	NO
4	4 13C8-PFOA	1800340-03 WI-AF-FB02-021418 0.120...	9.81e3	98.5	NO
5	5 13C9-PFNA	1800340-03 WI-AF-FB02-021418 0.120...	1.16e4	74.3	NO
6	6 13C4-PFOS	1800340-03 WI-AF-FB02-021418 0.120...	3.27e3	88.9	NO
7	7 13C6-PFDA	1800340-03 WI-AF-FB02-021418 0.120...	1.36e4	96.1	NO
8	8 13C7-PFUdA	1800340-03 WI-AF-FB02-021418 0.120...	1.67e4	102.3	NO

Dataset: Untitled

Last Altered: Wednesday, February 28, 2018 13:37:49 Pacific Standard Time
Printed: Wednesday, February 28, 2018 13:43:06 Pacific Standard Time

Name: 180227M1_71, Date: 28-Feb-2018, Time: 08:42:17, ID: 1800340-04 WI-AF-EB02-021418 0.12032, Description: WI-AF-EB02-021418

	# Name	ID	Area	%Rec	Area Out
1	1 13C4-PFBA	1800340-04 WI-AF-EB02-021418 0.120...	9.85e3	65.9	NO
2	2 13C5-PFHxA	1800340-04 WI-AF-EB02-021418 0.120...	1.28e4	83.6	NO
3	3 13C3-PFHxS	1800340-04 WI-AF-EB02-021418 0.120...	3.36e3	82.2	NO
4	4 13C8-PFOA	1800340-04 WI-AF-EB02-021418 0.120...	1.09e4	109.4	NO
5	5 13C9-PFNA	1800340-04 WI-AF-EB02-021418 0.120...	1.02e4	65.3	NO
6	6 13C4-PFOS	1800340-04 WI-AF-EB02-021418 0.120...	3.67e3	99.8	NO
7	7 13C6-PFDA	1800340-04 WI-AF-EB02-021418 0.120...	1.24e4	87.7	NO
8	8 13C7-PFUdA	1800340-04 WI-AF-EB02-021418 0.120...	1.55e4	95.0	NO

Name: 180227M1_72, Date: 28-Feb-2018, Time: 08:53:47, ID: 1800340-05 WI-AF-MW-612-0218 0.12001, Description: WI-AF-MW-612-0218

	# Name	ID	Area	%Rec	Area Out
1	1 13C4-PFBA	1800340-05 WI-AF-MW-612-0218 0.12...	1.06e4	70.7	NO
2	2 13C5-PFHxA	1800340-05 WI-AF-MW-612-0218 0.12...	1.14e4	74.4	NO
3	3 13C3-PFHxS	1800340-05 WI-AF-MW-612-0218 0.12...	3.14e3	76.7	NO
4	4 13C8-PFOA	1800340-05 WI-AF-MW-612-0218 0.12...	1.11e4	111.7	NO
5	5 13C9-PFNA	1800340-05 WI-AF-MW-612-0218 0.12...	1.23e4	78.7	NO
6	6 13C4-PFOS	1800340-05 WI-AF-MW-612-0218 0.12...	3.17e3	86.2	NO
7	7 13C6-PFDA	1800340-05 WI-AF-MW-612-0218 0.12...	1.21e4	85.9	NO
8	8 13C7-PFUdA	1800340-05 WI-AF-MW-612-0218 0.12...	1.48e4	91.0	NO

Name: 180227M1_73, Date: 28-Feb-2018, Time: 09:05:16, ID: 1800340-06 WI-AF-EB02-021518 0.12104, Description: WI-AF-EB02-021518

	# Name	ID	Area	%Rec	Area Out
1	1 13C4-PFBA	1800340-06 WI-AF-EB02-021518 0.121...	1.01e4	67.5	NO
2	2 13C5-PFHxA	1800340-06 WI-AF-EB02-021518 0.121...	1.32e4	86.4	NO
3	3 13C3-PFHxS	1800340-06 WI-AF-EB02-021518 0.121...	3.39e3	82.8	NO
4	4 13C8-PFOA	1800340-06 WI-AF-EB02-021518 0.121...	1.05e4	105.0	NO
5	5 13C9-PFNA	1800340-06 WI-AF-EB02-021518 0.121...	9.88e3	63.1	NO
6	6 13C4-PFOS	1800340-06 WI-AF-EB02-021518 0.121...	3.84e3	104.5	NO
7	7 13C6-PFDA	1800340-06 WI-AF-EB02-021518 0.121...	1.23e4	86.6	NO
8	8 13C7-PFUdA	1800340-06 WI-AF-EB02-021518 0.121...	1.64e4	100.4	NO

Name: 180227M1_74, Date: 28-Feb-2018, Time: 09:16:42, ID: 1800340-07 WI-AF-MW-608-0218 0.11965, Description: WI-AF-MW-608-0218

	# Name	ID	Area	%Rec	Area Out
1	1 13C4-PFBA	1800340-07 WI-AF-MW-608-0218 0.11...	1.09e4	72.7	NO
2	2 13C5-PFHxA	1800340-07 WI-AF-MW-608-0218 0.11...	1.23e4	80.3	NO
3	3 13C3-PFHxS	1800340-07 WI-AF-MW-608-0218 0.11...	3.02e3	73.7	NO
4	4 13C8-PFOA	1800340-07 WI-AF-MW-608-0218 0.11...	9.54e3	95.8	NO
5	5 13C9-PFNA	1800340-07 WI-AF-MW-608-0218 0.11...	1.21e4	77.4	NO
6	6 13C4-PFOS	1800340-07 WI-AF-MW-608-0218 0.11...	3.54e3	96.2	NO
7	7 13C6-PFDA	1800340-07 WI-AF-MW-608-0218 0.11...	1.37e4	96.9	NO
8	8 13C7-PFUdA	1800340-07 WI-AF-MW-608-0218 0.11...	1.44e4	88.6	NO

Dataset: Untitled

Last Altered: Wednesday, February 28, 2018 13:37:49 Pacific Standard Time
Printed: Wednesday, February 28, 2018 13:43:06 Pacific Standard Time

Name: 180227M1_75, Date: 28-Feb-2018, Time: 09:28:12, ID: 1800340-08 WI-AF-MW-606-0218 0.11972, Description: WI-AF-MW-606-0218

	#	Name	ID	Area	%Rec	Area Out
1	1	13C4-PFBA	1800340-08 WI-AF-MW-606-0218 0.11...	1.00e4	67.0	NO
2	2	13C5-PFHxA	1800340-08 WI-AF-MW-606-0218 0.11...	1.19e4	77.5	NO
3	3	13C3-PFHxS	1800340-08 WI-AF-MW-606-0218 0.11...	3.00e3	73.3	NO
4	4	13C8-PFOA	1800340-08 WI-AF-MW-606-0218 0.11...	9.35e3	93.9	NO
5	5	13C9-PFNA	1800340-08 WI-AF-MW-606-0218 0.11...	9.97e3	63.7	NO
6	6	13C4-PFOS	1800340-08 WI-AF-MW-606-0218 0.11...	2.88e3	78.3	NO
7	7	13C6-PFDA	1800340-08 WI-AF-MW-606-0218 0.11...	1.26e4	89.0	NO
8	8	13C7-PFUdA	1800340-08 WI-AF-MW-606-0218 0.11...	1.55e4	95.2	NO

Name: 180227M1_76, Date: 28-Feb-2018, Time: 09:39:41, ID: 1800340-09 WI-AF-MW-606P-0218 0.11838, Description: WI-AF-MW-606P-0218

	#	Name	ID	Area	%Rec	Area Out
1	1	13C4-PFBA	1800340-09 WI-AF-MW-606P-0218 0.1...	1.08e4	72.1	NO
2	2	13C5-PFHxA	1800340-09 WI-AF-MW-606P-0218 0.1...	1.10e4	72.0	NO
3	3	13C3-PFHxS	1800340-09 WI-AF-MW-606P-0218 0.1...	3.62e3	88.5	NO
4	4	13C8-PFOA	1800340-09 WI-AF-MW-606P-0218 0.1...	1.18e4	118.5	NO
5	5	13C9-PFNA	1800340-09 WI-AF-MW-606P-0218 0.1...	1.14e4	72.5	NO
6	6	13C4-PFOS	1800340-09 WI-AF-MW-606P-0218 0.1...	3.04e3	82.7	NO
7	7	13C6-PFDA	1800340-09 WI-AF-MW-606P-0218 0.1...	1.67e4	118.1	NO
8	8	13C7-PFUdA	1800340-09 WI-AF-MW-606P-0218 0.1...	1.41e4	86.5	NO

Name: 180227M1_77, Date: 28-Feb-2018, Time: 09:51:11, ID: 1800340-10 WI-AF-FB02-021618 0.12267, Description: WI-AF-FB02-021618

	#	Name	ID	Area	%Rec	Area Out
1	1	13C4-PFBA	1800340-10 WI-AF-FB02-021618 0.122...	1.06e4	71.2	NO
2	2	13C5-PFHxA	1800340-10 WI-AF-FB02-021618 0.122...	1.28e4	83.7	NO
3	3	13C3-PFHxS	1800340-10 WI-AF-FB02-021618 0.122...	3.22e3	78.8	NO
4	4	13C8-PFOA	1800340-10 WI-AF-FB02-021618 0.122...	9.99e3	100.3	NO
5	5	13C9-PFNA	1800340-10 WI-AF-FB02-021618 0.122...	1.29e4	82.2	NO
6	6	13C4-PFOS	1800340-10 WI-AF-FB02-021618 0.122...	3.45e3	93.8	NO
7	7	13C6-PFDA	1800340-10 WI-AF-FB02-021618 0.122...	1.23e4	87.0	NO
8	8	13C7-PFUdA	1800340-10 WI-AF-FB02-021618 0.122...	1.64e4	100.7	NO

Name: 180227M1_78, Date: 28-Feb-2018, Time: 10:02:41, ID: 1800340-11 WI-AF-MW-607-0218 0.11368, Description: WI-AF-MW-607-0218

	#	Name	ID	Area	%Rec	Area Out
1	1	13C4-PFBA	1800340-11 WI-AF-MW-607-0218 0.113...	9.29e3	62.2	NO
2	2	13C5-PFHxA	1800340-11 WI-AF-MW-607-0218 0.113...	1.08e4	70.3	NO
3	3	13C3-PFHxS	1800340-11 WI-AF-MW-607-0218 0.113...	3.01e3	73.7	NO
4	4	13C8-PFOA	1800340-11 WI-AF-MW-607-0218 0.113...	8.65e3	86.9	NO
5	5	13C9-PFNA	1800340-11 WI-AF-MW-607-0218 0.113...	1.04e4	66.3	NO
6	6	13C4-PFOS	1800340-11 WI-AF-MW-607-0218 0.113...	3.10e3	84.3	NO
7	7	13C6-PFDA	1800340-11 WI-AF-MW-607-0218 0.113...	1.10e4	77.5	NO
8	8	13C7-PFUdA	1800340-11 WI-AF-MW-607-0218 0.113...	1.46e4	89.8	NO

Dataset: Untitled

Last Altered: Wednesday, February 28, 2018 13:37:49 Pacific Standard Time
Printed: Wednesday, February 28, 2018 13:43:06 Pacific Standard Time

Name: 180227M1_79, Date: 28-Feb-2018, Time: 10:14:10, ID: 1800340-12 WI-AF-MW-605-0218 0.11974, Description: WI-AF-MW-605-0218

	# Name	ID	Area	%Rec	Area Out
1	1 13C4-PFBA	1800340-12 WI-AF-MW-605-0218 0.11...	1.10e4	73.4	NO
2	2 13C5-PFHxA	1800340-12 WI-AF-MW-605-0218 0.11...	1.20e4	78.5	NO
3	3 13C3-PFHxS	1800340-12 WI-AF-MW-605-0218 0.11...	3.14e3	76.7	NO
4	4 13C8-PFOA	1800340-12 WI-AF-MW-605-0218 0.11...	1.11e4	111.5	NO
5	5 13C9-PFNA	1800340-12 WI-AF-MW-605-0218 0.11...	1.07e4	68.3	NO
6	6 13C4-PFOS	1800340-12 WI-AF-MW-605-0218 0.11...	3.10e3	84.2	NO
7	7 13C6-PFDA	1800340-12 WI-AF-MW-605-0218 0.11...	1.35e4	95.5	NO
8	8 13C7-PFUdA	1800340-12 WI-AF-MW-605-0218 0.11...	1.43e4	87.9	NO

Name: 180227M1_80, Date: 28-Feb-2018, Time: 10:25:40, ID: 1800340-13 WI-AF-MW-609-0218 0.11956, Description: WI-AF-MW-609-0218

	# Name	ID	Area	%Rec	Area Out
1	1 13C4-PFBA	1800340-13 WI-AF-MW-609-0218 0.11...	1.07e4	71.7	NO
2	2 13C5-PFHxA	1800340-13 WI-AF-MW-609-0218 0.11...	1.22e4	79.6	NO
3	3 13C3-PFHxS	1800340-13 WI-AF-MW-609-0218 0.11...	3.03e3	74.2	NO
4	4 13C8-PFOA	1800340-13 WI-AF-MW-609-0218 0.11...	9.94e3	99.9	NO
5	5 13C9-PFNA	1800340-13 WI-AF-MW-609-0218 0.11...	1.08e4	69.1	NO
6	6 13C4-PFOS	1800340-13 WI-AF-MW-609-0218 0.11...	3.67e3	99.8	NO
7	7 13C6-PFDA	1800340-13 WI-AF-MW-609-0218 0.11...	1.27e4	90.1	NO
8	8 13C7-PFUdA	1800340-13 WI-AF-MW-609-0218 0.11...	1.51e4	92.6	NO

Name: 180227M1_81, Date: 28-Feb-2018, Time: 10:37:10, ID: 1800341-01 WI-AF-MW-N3-12-0218 0.11794, Description: WI-AF-MW-N3-12-0218

	# Name	ID	Area	%Rec	Area Out
1	1 13C4-PFBA	1800341-01 WI-AF-MW-N3-12-0218 0....	1.17e4	78.6	NO
2	2 13C5-PFHxA	1800341-01 WI-AF-MW-N3-12-0218 0....	1.27e4	82.8	NO
3	3 13C3-PFHxS	1800341-01 WI-AF-MW-N3-12-0218 0....	3.21e3	78.4	NO
4	4 13C8-PFOA	1800341-01 WI-AF-MW-N3-12-0218 0....	1.12e4	112.9	NO
5	5 13C9-PFNA	1800341-01 WI-AF-MW-N3-12-0218 0....	1.26e4	80.2	NO
6	6 13C4-PFOS	1800341-01 WI-AF-MW-N3-12-0218 0....	3.20e3	87.1	NO
7	7 13C6-PFDA	1800341-01 WI-AF-MW-N3-12-0218 0....	1.40e4	99.3	NO
8	8 13C7-PFUdA	1800341-01 WI-AF-MW-N3-12-0218 0....	1.44e4	88.5	NO

Name: 180227M1_82, Date: 28-Feb-2018, Time: 10:48:39, ID: 1800341-02 WI-AF-3-MW-2-0218 0.12097, Description: WI-AF-3-MW-2-0218

	# Name	ID	Area	%Rec	Area Out
1	1 13C4-PFBA	1800341-02 WI-AF-3-MW-2-0218 0.120...	8.61e3	57.6	NO
2	2 13C5-PFHxA	1800341-02 WI-AF-3-MW-2-0218 0.120...	1.03e4	67.5	NO
3	3 13C3-PFHxS	1800341-02 WI-AF-3-MW-2-0218 0.120...	3.34e3	81.7	NO
4	4 13C8-PFOA	1800341-02 WI-AF-3-MW-2-0218 0.120...	9.46e3	95.0	NO
5	5 13C9-PFNA	1800341-02 WI-AF-3-MW-2-0218 0.120...	1.07e4	68.6	NO
6	6 13C4-PFOS	1800341-02 WI-AF-3-MW-2-0218 0.120...	2.97e3	80.6	NO
7	7 13C6-PFDA	1800341-02 WI-AF-3-MW-2-0218 0.120...	1.16e4	81.8	NO
8	8 13C7-PFUdA	1800341-02 WI-AF-3-MW-2-0218 0.120...	1.42e4	87.4	NO

Dataset: Untitled

Last Altered: Wednesday, February 28, 2018 13:37:49 Pacific Standard Time
Printed: Wednesday, February 28, 2018 13:43:06 Pacific Standard Time

Name: 180227M1_83, Date: 28-Feb-2018, Time: 11:00:08, ID: 1800341-03 WI-AF-N29-22D-0218 0.11995, Description: WI-AF-N29-22D-0218

	# Name	ID	Area	%Rec	Area Out
1	1 13C4-PFBA	1800341-03 WI-AF-N29-22D-0218 0.11...	9.92e3	66.4	NO
2	2 13C5-PFHxA	1800341-03 WI-AF-N29-22D-0218 0.11...	1.12e4	73.1	NO
3	3 13C3-PFHxS	1800341-03 WI-AF-N29-22D-0218 0.11...	2.32e3	56.8	NO
4	4 13C8-PFOA	1800341-03 WI-AF-N29-22D-0218 0.11...	8.61e3	86.5	NO
5	5 13C9-PFNA	1800341-03 WI-AF-N29-22D-0218 0.11...	1.15e4	73.2	NO
6	6 13C4-PFOS	1800341-03 WI-AF-N29-22D-0218 0.11...	2.87e3	78.0	NO
7	7 13C6-PFDA	1800341-03 WI-AF-N29-22D-0218 0.11...	1.25e4	88.6	NO
8	8 13C7-PFUdA	1800341-03 WI-AF-N29-22D-0218 0.11...	1.25e4	76.7	NO

Name: 180227M1_84, Date: 28-Feb-2018, Time: 11:11:38, ID: 1800341-04 WI-AF-FB01-021918 0.11668, Description: WI-AF-FB01-021918

	# Name	ID	Area	%Rec	Area Out
1	1 13C4-PFBA	1800341-04 WI-AF-FB01-021918 0.116...	9.64e3	64.5	NO
2	2 13C5-PFHxA	1800341-04 WI-AF-FB01-021918 0.116...	1.14e4	74.7	NO
3	3 13C3-PFHxS	1800341-04 WI-AF-FB01-021918 0.116...	3.12e3	76.2	NO
4	4 13C8-PFOA	1800341-04 WI-AF-FB01-021918 0.116...	9.78e3	98.3	NO
5	5 13C9-PFNA	1800341-04 WI-AF-FB01-021918 0.116...	1.09e4	69.5	NO
6	6 13C4-PFOS	1800341-04 WI-AF-FB01-021918 0.116...	2.96e3	80.5	NO
7	7 13C6-PFDA	1800341-04 WI-AF-FB01-021918 0.116...	1.19e4	84.1	NO
8	8 13C7-PFUdA	1800341-04 WI-AF-FB01-021918 0.116...	1.61e4	98.4	NO

Name: 180227M1_85, Date: 28-Feb-2018, Time: 11:23:07, ID: 1800341-05 WI-AF-EB01-021918 0.12143, Description: WI-AF-EB01-021918

	# Name	ID	Area	%Rec	Area Out
1	1 13C4-PFBA	1800341-05 WI-AF-EB01-021918 0.121...	9.70e3	64.9	NO
2	2 13C5-PFHxA	1800341-05 WI-AF-EB01-021918 0.121...	9.92e3	64.9	NO
3	3 13C3-PFHxS	1800341-05 WI-AF-EB01-021918 0.121...	3.21e3	78.4	NO
4	4 13C8-PFOA	1800341-05 WI-AF-EB01-021918 0.121...	9.63e3	96.7	NO
5	5 13C9-PFNA	1800341-05 WI-AF-EB01-021918 0.121...	9.97e3	63.7	NO
6	6 13C4-PFOS	1800341-05 WI-AF-EB01-021918 0.121...	2.99e3	81.4	NO
7	7 13C6-PFDA	1800341-05 WI-AF-EB01-021918 0.121...	1.01e4	71.4	NO
8	8 13C7-PFUdA	1800341-05 WI-AF-EB01-021918 0.121...	1.33e4	81.3	NO

Name: 180227M1_86, Date: 28-Feb-2018, Time: 11:34:36, ID: 1800342-20 WI-AF-MW-200-0218 0.11976, Description: WI-AF-MW-200-0218

	# Name	ID	Area	%Rec	Area Out
1	1 13C4-PFBA	1800342-20 WI-AF-MW-200-0218 0.11...	9.98e3	66.8	NO
2	2 13C5-PFHxA	1800342-20 WI-AF-MW-200-0218 0.11...	1.14e4	74.7	NO
3	3 13C3-PFHxS	1800342-20 WI-AF-MW-200-0218 0.11...	2.81e3	68.6	NO
4	4 13C8-PFOA	1800342-20 WI-AF-MW-200-0218 0.11...	1.08e4	108.4	NO
5	5 13C9-PFNA	1800342-20 WI-AF-MW-200-0218 0.11...	1.06e4	68.0	NO
6	6 13C4-PFOS	1800342-20 WI-AF-MW-200-0218 0.11...	2.71e3	73.6	NO
7	7 13C6-PFDA	1800342-20 WI-AF-MW-200-0218 0.11...	1.45e4	102.6	NO
8	8 13C7-PFUdA	1800342-20 WI-AF-MW-200-0218 0.11...	1.22e4	74.8	NO

Vista Analytical Laboratory

Dataset: Untitled

Last Altered: Thursday, March 01, 2018 11:59:08 Pacific Standard Time
Printed: Thursday, March 01, 2018 12:00:27 Pacific Standard Time

Method: F:\Projects\PFAS.PRO\MethDB\PFAS_RS-2-5-18.mdb 06 Feb 2018 10:46:28
Calibration: 01 Mar 2018 11:51:22

Name: 180227M1_87, Date: 28-Feb-2018, Time: 11:46:03, ID: IPA, Description: IPA

	#	Name	ID	Area	%Rec	Area Out
1	1	13C4-PFBA	IPA			NO
2	2	13C5-PFHxA	IPA			NO
3	3	13C3-PFHxS	IPA			NO
4	4	13C8-PFOA	IPA			NO
5	5	13C9-PFNA	IPA			NO
6	6	13C4-PFOS	IPA			NO
7	7	13C6-PFDA	IPA			NO
8	8	13C7-PFUdA	IPA			NO

Name: 180227M1_88, Date: 28-Feb-2018, Time: 11:57:30, ID: ST180227M1-13 PFC CS3 18B2317, Description: PFC CS3 18B2317

	#	Name	ID	Area	%Rec	Area Out
1	1	13C4-PFBA	ST180227M1-13 PFC CS3 18B2317	1.44e4	96.5	NO
2	2	13C5-PFHxA	ST180227M1-13 PFC CS3 18B2317	1.72e4	112.5	NO
3	3	13C3-PFHxS	ST180227M1-13 PFC CS3 18B2317	3.88e3	94.7	NO
4	4	13C8-PFOA	ST180227M1-13 PFC CS3 18B2317	1.38e4	138.9	NO
5	5	13C9-PFNA	ST180227M1-13 PFC CS3 18B2317	1.54e4	98.4	NO
6	6	13C4-PFOS	ST180227M1-13 PFC CS3 18B2317	3.47e3	94.5	NO
7	7	13C6-PFDA	ST180227M1-13 PFC CS3 18B2317	1.72e4	121.6	NO
8	8	13C7-PFUdA	ST180227M1-13 PFC CS3 18B2317	2.02e4	123.7	NO

Name: 180227M1_89, Date: 28-Feb-2018, Time: 12:08:57, ID: IPA, Description: IPA

	#	Name	ID	Area	%Rec	Area Out
1	1	13C4-PFBA	IPA			NO
2	2	13C5-PFHxA	IPA			NO
3	3	13C3-PFHxS	IPA			NO
4	4	13C8-PFOA	IPA			NO
5	5	13C9-PFNA	IPA			NO
6	6	13C4-PFOS	IPA			NO
7	7	13C6-PFDA	IPA			NO
8	8	13C7-PFUdA	IPA			NO

Name: 180227M1_90, Date: 28-Feb-2018, Time: 12:20:24, ID: 1800342-21 WI-AF-EB01-021818 0.12006, Description: WI-AF-EB01-021818

	#	Name	ID	Area	%Rec	Area Out
1	1	13C4-PFBA	1800342-21 WI-AF-EB01-021818 0.120...	8.81e3	59.0	NO
2	2	13C5-PFHxA	1800342-21 WI-AF-EB01-021818 0.120...	1.04e4	67.7	NO
3	3	13C3-PFHxS	1800342-21 WI-AF-EB01-021818 0.120...	2.98e3	73.0	NO
4	4	13C8-PFOA	1800342-21 WI-AF-EB01-021818 0.120...	9.15e3	91.9	NO
5	5	13C9-PFNA	1800342-21 WI-AF-EB01-021818 0.120...	1.05e4	67.1	NO
6	6	13C4-PFOS	1800342-21 WI-AF-EB01-021818 0.120...	3.54e3	96.2	NO
7	7	13C6-PFDA	1800342-21 WI-AF-EB01-021818 0.120...	1.23e4	86.6	NO
8	8	13C7-PFUdA	1800342-21 WI-AF-EB01-021818 0.120...	1.48e4	90.6	NO

Dataset: Untitled

Last Altered: Thursday, March 01, 2018 11:59:08 Pacific Standard Time
Printed: Thursday, March 01, 2018 12:00:27 Pacific Standard Time

Name: 180227M1_91, Date: 28-Feb-2018, Time: 12:31:51, ID: B8B0129-BS1 OPR 0.125, Description: OPR

	#	Name	ID	Area	%Rec	Area Out
1	1	13C4-PFBA	B8B0129-BS1 OPR 0.125	9.84e3	65.8	NO
2	2	13C5-PFHxA	B8B0129-BS1 OPR 0.125	1.13e4	74.0	NO
3	3	13C3-PFHxS	B8B0129-BS1 OPR 0.125	3.37e3	82.3	NO
4	4	13C8-PFOA	B8B0129-BS1 OPR 0.125	1.06e4	106.8	NO
5	5	13C9-PFNA	B8B0129-BS1 OPR 0.125	9.68e3	61.8	NO
6	6	13C4-PFOS	B8B0129-BS1 OPR 0.125	3.12e3	84.7	NO
7	7	13C6-PFDA	B8B0129-BS1 OPR 0.125	1.17e4	82.7	NO
8	8	13C7-PFUdA	B8B0129-BS1 OPR 0.125	1.26e4	77.3	NO

Name: 180227M1_92, Date: 28-Feb-2018, Time: 12:43:17, ID: B8B0129-BLK1 Method Blank 0.125, Description: Method Blank

	#	Name	ID	Area	%Rec	Area Out
1	1	13C4-PFBA	B8B0129-BLK1 Method Blank 0.125	9.31e3	62.3	NO
2	2	13C5-PFHxA	B8B0129-BLK1 Method Blank 0.125	1.09e4	71.5	NO
3	3	13C3-PFHxS	B8B0129-BLK1 Method Blank 0.125	3.38e3	82.7	NO
4	4	13C8-PFOA	B8B0129-BLK1 Method Blank 0.125	1.04e4	104.5	NO
5	5	13C9-PFNA	B8B0129-BLK1 Method Blank 0.125	9.64e3	61.6	NO
6	6	13C4-PFOS	B8B0129-BLK1 Method Blank 0.125	3.22e3	87.6	NO
7	7	13C6-PFDA	B8B0129-BLK1 Method Blank 0.125	1.21e4	85.3	NO
8	8	13C7-PFUdA	B8B0129-BLK1 Method Blank 0.125	1.37e4	84.3	NO

Name: 180227M1_93, Date: 28-Feb-2018, Time: 12:54:44, ID: B8B0129-MS1 Matrix Spike 0.11962, Description: Matrix Spike

	#	Name	ID	Area	%Rec	Area Out
1	1	13C4-PFBA	B8B0129-MS1 Matrix Spike 0.11962	9.37e3	62.7	NO
2	2	13C5-PFHxA	B8B0129-MS1 Matrix Spike 0.11962	1.12e4	73.2	NO
3	3	13C3-PFHxS	B8B0129-MS1 Matrix Spike 0.11962	3.42e3	83.5	NO
4	4	13C8-PFOA	B8B0129-MS1 Matrix Spike 0.11962	8.73e3	87.7	NO
5	5	13C9-PFNA	B8B0129-MS1 Matrix Spike 0.11962	9.36e3	59.8	NO
6	6	13C4-PFOS	B8B0129-MS1 Matrix Spike 0.11962	3.55e3	96.6	NO
7	7	13C6-PFDA	B8B0129-MS1 Matrix Spike 0.11962	1.16e4	82.3	NO
8	8	13C7-PFUdA	B8B0129-MS1 Matrix Spike 0.11962	1.43e4	88.0	NO

Name: 180227M1_94, Date: 28-Feb-2018, Time: 13:06:11, ID: B8B0129-MSD1 Matrix Spike Dup 0.12145, Description: Matrix Spike Dup

	#	Name	ID	Area	%Rec	Area Out
1	1	13C4-PFBA	B8B0129-MSD1 Matrix Spike Dup 0.121...	6.70e3	44.9	YES
2	2	13C5-PFHxA	B8B0129-MSD1 Matrix Spike Dup 0.121...	7.48e3	48.9	YES
3	3	13C3-PFHxS	B8B0129-MSD1 Matrix Spike Dup 0.121...	3.04e3	74.2	NO
4	4	13C8-PFOA	B8B0129-MSD1 Matrix Spike Dup 0.121...	6.46e3	64.9	NO
5	5	13C9-PFNA	B8B0129-MSD1 Matrix Spike Dup 0.121...	7.81e3	49.9	YES
6	6	13C4-PFOS	B8B0129-MSD1 Matrix Spike Dup 0.121...	2.88e3	78.4	NO
7	7	13C6-PFDA	B8B0129-MSD1 Matrix Spike Dup 0.121...	9.61e3	67.9	NO
8	8	13C7-PFUdA	B8B0129-MSD1 Matrix Spike Dup 0.121...	1.28e4	78.6	NO

Dataset: Untitled

Last Altered: Thursday, March 01, 2018 11:59:08 Pacific Standard Time
Printed: Thursday, March 01, 2018 12:00:27 Pacific Standard Time

Name: 180227M1_95, Date: 28-Feb-2018, Time: 13:17:38, ID: 1800332-01 OF-RW42B-MID01-0218 0.11601, Description: OF-RW42B-MID01-0218

	#	Name	ID	Area	%Rec	Area Out
1	1	13C4-PFBA	1800332-01 OF-RW42B-MID01-0218 0....	6.55e3	43.8	YES
2	2	13C5-PFHxA	1800332-01 OF-RW42B-MID01-0218 0....	7.97e3	52.1	NO
3	3	13C3-PFHxS	1800332-01 OF-RW42B-MID01-0218 0....	3.15e3	77.0	NO
4	4	13C8-PFOA	1800332-01 OF-RW42B-MID01-0218 0....	7.65e3	76.8	NO
5	5	13C9-PFNA	1800332-01 OF-RW42B-MID01-0218 0....	7.39e3	47.2	YES
6	6	13C4-PFOS	1800332-01 OF-RW42B-MID01-0218 0....	2.85e3	77.5	NO
7	7	13C6-PFDA	1800332-01 OF-RW42B-MID01-0218 0....	1.21e4	85.4	NO
8	8	13C7-PFUdA	1800332-01 OF-RW42B-MID01-0218 0....	1.29e4	79.1	NO

Name: 180227M1_96, Date: 28-Feb-2018, Time: 13:29:08, ID: 1800332-02 OF-RW42B-EFF01-0218 0.1211, Description: OF-RW42B-EFF01-0218

	#	Name	ID	Area	%Rec	Area Out
1	1	13C4-PFBA	1800332-02 OF-RW42B-EFF01-0218 0....	8.52e3	57.0	NO
2	2	13C5-PFHxA	1800332-02 OF-RW42B-EFF01-0218 0....	1.03e4	67.5	NO
3	3	13C3-PFHxS	1800332-02 OF-RW42B-EFF01-0218 0....	3.12e3	76.3	NO
4	4	13C8-PFOA	1800332-02 OF-RW42B-EFF01-0218 0....	7.66e3	77.0	NO
5	5	13C9-PFNA	1800332-02 OF-RW42B-EFF01-0218 0....	1.02e4	65.2	NO
6	6	13C4-PFOS	1800332-02 OF-RW42B-EFF01-0218 0....	2.84e3	77.1	NO
7	7	13C6-PFDA	1800332-02 OF-RW42B-EFF01-0218 0....	1.13e4	79.7	NO
8	8	13C7-PFUdA	1800332-02 OF-RW42B-EFF01-0218 0....	1.31e4	80.4	NO

Name: 180227M1_97, Date: 28-Feb-2018, Time: 13:40:38, ID: 1800332-03 OF-RW42B-FB01-0218 0.12204, Description: OF-RW42B-FB01-0218

	#	Name	ID	Area	%Rec	Area Out
1	1	13C4-PFBA	1800332-03 OF-RW42B-FB01-0218 0.1...	1.01e4	67.7	NO
2	2	13C5-PFHxA	1800332-03 OF-RW42B-FB01-0218 0.1...	1.11e4	72.3	NO
3	3	13C3-PFHxS	1800332-03 OF-RW42B-FB01-0218 0.1...	3.57e3	87.4	NO
4	4	13C8-PFOA	1800332-03 OF-RW42B-FB01-0218 0.1...	1.10e4	110.5	NO
5	5	13C9-PFNA	1800332-03 OF-RW42B-FB01-0218 0.1...	1.15e4	73.2	NO
6	6	13C4-PFOS	1800332-03 OF-RW42B-FB01-0218 0.1...	3.40e3	92.4	NO
7	7	13C6-PFDA	1800332-03 OF-RW42B-FB01-0218 0.1...	1.31e4	92.4	NO
8	8	13C7-PFUdA	1800332-03 OF-RW42B-FB01-0218 0.1...	1.69e4	103.6	NO

Name: 180227M1_98, Date: 28-Feb-2018, Time: 13:52:07, ID: 1800332-04 OF-RW42C-INF01-0218 0.1208, Description: OF-RW42C-INF01-0218

	#	Name	ID	Area	%Rec	Area Out
1	1	13C4-PFBA	1800332-04 OF-RW42C-INF01-0218 0....	1.03e4	68.7	NO
2	2	13C5-PFHxA	1800332-04 OF-RW42C-INF01-0218 0....	1.18e4	77.2	NO
3	3	13C3-PFHxS	1800332-04 OF-RW42C-INF01-0218 0....	3.16e3	77.3	NO
4	4	13C8-PFOA	1800332-04 OF-RW42C-INF01-0218 0....	9.49e3	95.3	NO
5	5	13C9-PFNA	1800332-04 OF-RW42C-INF01-0218 0....	1.11e4	70.9	NO
6	6	13C4-PFOS	1800332-04 OF-RW42C-INF01-0218 0....	2.92e3	79.4	NO
7	7	13C6-PFDA	1800332-04 OF-RW42C-INF01-0218 0....	1.28e4	90.4	NO
8	8	13C7-PFUdA	1800332-04 OF-RW42C-INF01-0218 0....	1.47e4	90.0	NO

Dataset: Untitled

Last Altered: Thursday, March 01, 2018 11:59:08 Pacific Standard Time
Printed: Thursday, March 01, 2018 12:00:27 Pacific Standard Time

Name: 180227M1_99, Date: 28-Feb-2018, Time: 14:03:37, ID: 1800332-05 OF-RW42C-MID01-0218 0.12063, Description: OF-RW42C-MID01-0218

	#	Name	ID	Area	%Rec	Area Out
1	1	13C4-PFBA	1800332-05 OF-RW42C-MID01-0218 0....	9.80e3	65.6	NO
2	2	13C5-PFHxA	1800332-05 OF-RW42C-MID01-0218 0....	1.12e4	73.0	NO
3	3	13C3-PFHxS	1800332-05 OF-RW42C-MID01-0218 0....	2.81e3	68.6	NO
4	4	13C8-PFOA	1800332-05 OF-RW42C-MID01-0218 0....	1.13e4	113.1	NO
5	5	13C9-PFNA	1800332-05 OF-RW42C-MID01-0218 0....	1.08e4	69.3	NO
6	6	13C4-PFOS	1800332-05 OF-RW42C-MID01-0218 0....	3.24e3	88.0	NO
7	7	13C6-PFDA	1800332-05 OF-RW42C-MID01-0218 0....	1.34e4	94.8	NO
8	8	13C7-PFUdA	1800332-05 OF-RW42C-MID01-0218 0....	1.58e4	96.7	NO

Name: 180227M1_100, Date: 28-Feb-2018, Time: 14:14:58, ID: 1800332-06 OF-RW42C-EFF01-0218 0.11886, Description: OF-RW42C-EFF01-0218

	#	Name	ID	Area	%Rec	Area Out
1	1	13C4-PFBA	1800332-06 OF-RW42C-EFF01-0218 0...	7.59e3	50.8	NO
2	2	13C5-PFHxA	1800332-06 OF-RW42C-EFF01-0218 0...	9.75e3	63.7	NO
3	3	13C3-PFHxS	1800332-06 OF-RW42C-EFF01-0218 0...	2.22e3	54.3	NO
4	4	13C8-PFOA	1800332-06 OF-RW42C-EFF01-0218 0...	9.33e3	93.8	NO
5	5	13C9-PFNA	1800332-06 OF-RW42C-EFF01-0218 0...	1.05e4	67.2	NO
6	6	13C4-PFOS	1800332-06 OF-RW42C-EFF01-0218 0...	3.43e3	93.2	NO
7	7	13C6-PFDA	1800332-06 OF-RW42C-EFF01-0218 0...	1.06e4	75.1	NO
8	8	13C7-PFUdA	1800332-06 OF-RW42C-EFF01-0218 0...	1.27e4	78.1	NO

Name: 180227M1_101, Date: 28-Feb-2018, Time: 14:26:25, ID: 1800332-07 OF-RW42C-FB01-0218 0.11859, Description: OF-RW42C-FB01-0218

	#	Name	ID	Area	%Rec	Area Out
1	1	13C4-PFBA	1800332-07 OF-RW42C-FB01-0218 0.1...	9.14e3	61.2	NO
2	2	13C5-PFHxA	1800332-07 OF-RW42C-FB01-0218 0.1...	1.07e4	70.2	NO
3	3	13C3-PFHxS	1800332-07 OF-RW42C-FB01-0218 0.1...	3.25e3	79.4	NO
4	4	13C8-PFOA	1800332-07 OF-RW42C-FB01-0218 0.1...	9.42e3	94.6	NO
5	5	13C9-PFNA	1800332-07 OF-RW42C-FB01-0218 0.1...	1.10e4	70.3	NO
6	6	13C4-PFOS	1800332-07 OF-RW42C-FB01-0218 0.1...	3.30e3	89.8	NO
7	7	13C6-PFDA	1800332-07 OF-RW42C-FB01-0218 0.1...	1.24e4	87.9	NO
8	8	13C7-PFUdA	1800332-07 OF-RW42C-FB01-0218 0.1...	1.33e4	81.8	NO

Name: 180227M1_102, Date: 28-Feb-2018, Time: 14:37:52, ID: 1800332-08 OF-INF01-WT-021418 0.11784, Description: OF-INF01-WT-021418

	#	Name	ID	Area	%Rec	Area Out
1	1	13C4-PFBA	1800332-08 OF-INF01-WT-021418 0.11...	9.08e3	60.7	NO
2	2	13C5-PFHxA	1800332-08 OF-INF01-WT-021418 0.11...	1.16e4	75.7	NO
3	3	13C3-PFHxS	1800332-08 OF-INF01-WT-021418 0.11...	2.99e3	73.1	NO
4	4	13C8-PFOA	1800332-08 OF-INF01-WT-021418 0.11...	9.70e3	97.5	NO
5	5	13C9-PFNA	1800332-08 OF-INF01-WT-021418 0.11...	9.67e3	61.8	NO
6	6	13C4-PFOS	1800332-08 OF-INF01-WT-021418 0.11...	3.16e3	85.9	NO
7	7	13C6-PFDA	1800332-08 OF-INF01-WT-021418 0.11...	1.26e4	89.4	NO
8	8	13C7-PFUdA	1800332-08 OF-INF01-WT-021418 0.11...	1.54e4	94.7	NO

Dataset: Untitled

Last Altered: Thursday, March 01, 2018 11:59:08 Pacific Standard Time
Printed: Thursday, March 01, 2018 12:00:27 Pacific Standard Time

Name: 180227M1_103, Date: 28-Feb-2018, Time: 14:49:19, ID: 1800332-09 OF-MID01-WT-021418 0.11976, Description: OF-MID01-WT-021418

	#	Name	ID	Area	%Rec	Area Out
1	1	13C4-PFBA	1800332-09 OF-MID01-WT-021418 0.1...	8.95e3	59.9	NO
2	2	13C5-PFHxA	1800332-09 OF-MID01-WT-021418 0.1...	1.06e4	69.5	NO
3	3	13C3-PFHxS	1800332-09 OF-MID01-WT-021418 0.1...	2.96e3	72.3	NO
4	4	13C8-PFOA	1800332-09 OF-MID01-WT-021418 0.1...	8.16e3	82.0	NO
5	5	13C9-PFNA	1800332-09 OF-MID01-WT-021418 0.1...	9.88e3	63.1	NO
6	6	13C4-PFOS	1800332-09 OF-MID01-WT-021418 0.1...	3.36e3	91.4	NO
7	7	13C6-PFDA	1800332-09 OF-MID01-WT-021418 0.1...	1.18e4	83.3	NO
8	8	13C7-PFUdA	1800332-09 OF-MID01-WT-021418 0.1...	1.14e4	70.2	NO

Name: 180227M1_104, Date: 28-Feb-2018, Time: 15:00:46, ID: 1800332-10 OF-FB01-WT-021418 0.12199, Description: OF-FB01-WT-021418

	#	Name	ID	Area	%Rec	Area Out
1	1	13C4-PFBA	1800332-10 OF-FB01-WT-021418 0.12...	8.93e3	59.8	NO
2	2	13C5-PFHxA	1800332-10 OF-FB01-WT-021418 0.12...	1.07e4	69.7	NO
3	3	13C3-PFHxS	1800332-10 OF-FB01-WT-021418 0.12...	2.90e3	70.8	NO
4	4	13C8-PFOA	1800332-10 OF-FB01-WT-021418 0.12...	9.92e3	99.7	NO
5	5	13C9-PFNA	1800332-10 OF-FB01-WT-021418 0.12...	1.14e4	72.9	NO
6	6	13C4-PFOS	1800332-10 OF-FB01-WT-021418 0.12...	2.95e3	80.2	NO
7	7	13C6-PFDA	1800332-10 OF-FB01-WT-021418 0.12...	1.16e4	81.9	NO
8	8	13C7-PFUdA	1800332-10 OF-FB01-WT-021418 0.12...	1.33e4	81.3	NO

Name: 180227M1_105, Date: 28-Feb-2018, Time: 15:12:12, ID: 1800332-11 OF-EFF01-WT-021418 0.12052, Description: OF-EFF01-WT-021418

	#	Name	ID	Area	%Rec	Area Out
1	1	13C4-PFBA	1800332-11 OF-EFF01-WT-021418 0.1...	7.56e3	50.6	NO
2	2	13C5-PFHxA	1800332-11 OF-EFF01-WT-021418 0.1...	9.15e3	59.8	NO
3	3	13C3-PFHxS	1800332-11 OF-EFF01-WT-021418 0.1...	2.90e3	70.8	NO
4	4	13C8-PFOA	1800332-11 OF-EFF01-WT-021418 0.1...	8.63e3	86.7	NO
5	5	13C9-PFNA	1800332-11 OF-EFF01-WT-021418 0.1...	9.04e3	57.8	NO
6	6	13C4-PFOS	1800332-11 OF-EFF01-WT-021418 0.1...	2.95e3	80.2	NO
7	7	13C6-PFDA	1800332-11 OF-EFF01-WT-021418 0.1...	1.01e4	71.1	NO
8	8	13C7-PFUdA	1800332-11 OF-EFF01-WT-021418 0.1...	1.48e4	90.7	NO

Name: 180227M1_106, Date: 28-Feb-2018, Time: 15:23:42, ID: 1800332-12 OF-EFF01P-WT-021418 0.12067, Description: OF-EFF01P-WT-021418

	#	Name	ID	Area	%Rec	Area Out
1	1	13C4-PFBA	1800332-12 OF-EFF01P-WT-021418 0....	8.81e3	58.9	NO
2	2	13C5-PFHxA	1800332-12 OF-EFF01P-WT-021418 0....	1.05e4	68.5	NO
3	3	13C3-PFHxS	1800332-12 OF-EFF01P-WT-021418 0....	2.88e3	70.3	NO
4	4	13C8-PFOA	1800332-12 OF-EFF01P-WT-021418 0....	9.86e3	99.1	NO
5	5	13C9-PFNA	1800332-12 OF-EFF01P-WT-021418 0....	1.26e4	80.3	NO
6	6	13C4-PFOS	1800332-12 OF-EFF01P-WT-021418 0....	2.95e3	80.3	NO
7	7	13C6-PFDA	1800332-12 OF-EFF01P-WT-021418 0....	1.34e4	94.6	NO
8	8	13C7-PFUdA	1800332-12 OF-EFF01P-WT-021418 0....	1.49e4	91.5	NO

Dataset: Untitled

Last Altered: Thursday, March 01, 2018 11:59:08 Pacific Standard Time
Printed: Thursday, March 01, 2018 12:00:27 Pacific Standard Time

Name: 180227M1_107, Date: 28-Feb-2018, Time: 15:35:11, ID: 1800337-01 REEPDW189 0.12105, Description: REEPDW189

	#	Name	ID	Area	%Rec	Area Out
1	1	13C4-PFBA	1800337-01 REEPDW189 0.12105	1.02e4	67.9	NO
2	2	13C5-PFHxA	1800337-01 REEPDW189 0.12105	1.17e4	76.2	NO
3	3	13C3-PFHxS	1800337-01 REEPDW189 0.12105	2.98e3	73.0	NO
4	4	13C8-PFOA	1800337-01 REEPDW189 0.12105	8.68e3	87.2	NO
5	5	13C9-PFNA	1800337-01 REEPDW189 0.12105	1.16e4	74.0	NO
6	6	13C4-PFOS	1800337-01 REEPDW189 0.12105	3.43e3	93.3	NO
7	7	13C6-PFDA	1800337-01 REEPDW189 0.12105	1.24e4	87.5	NO
8	8	13C7-PFUdA	1800337-01 REEPDW189 0.12105	1.22e4	74.8	NO

Name: 180227M1_108, Date: 28-Feb-2018, Time: 15:46:41, ID: 1800338-01 REEPDW189FRB 0.12225, Description: REEPDW189FRB

	#	Name	ID	Area	%Rec	Area Out
1	1	13C4-PFBA	1800338-01 REEPDW189FRB 0.12225	9.48e3	63.5	NO
2	2	13C5-PFHxA	1800338-01 REEPDW189FRB 0.12225	1.18e4	77.4	NO
3	3	13C3-PFHxS	1800338-01 REEPDW189FRB 0.12225	3.23e3	79.0	NO
4	4	13C8-PFOA	1800338-01 REEPDW189FRB 0.12225	9.38e3	94.2	NO
5	5	13C9-PFNA	1800338-01 REEPDW189FRB 0.12225	1.08e4	68.9	NO
6	6	13C4-PFOS	1800338-01 REEPDW189FRB 0.12225	2.92e3	79.4	NO
7	7	13C6-PFDA	1800338-01 REEPDW189FRB 0.12225	1.49e4	105.2	NO
8	8	13C7-PFUdA	1800338-01 REEPDW189FRB 0.12225	1.49e4	91.4	NO

Name: 180227M1_109, Date: 28-Feb-2018, Time: 15:58:10, ID: IPA, Description: IPA

	#	Name	ID	Area	%Rec	Area Out
1	1	13C4-PFBA	IPA			NO
2	2	13C5-PFHxA	IPA			NO
3	3	13C3-PFHxS	IPA			NO
4	4	13C8-PFOA	IPA	5.30e0	0.1	YES
5	5	13C9-PFNA	IPA			NO
6	6	13C4-PFOS	IPA			NO
7	7	13C6-PFDA	IPA			NO
8	8	13C7-PFUdA	IPA			NO

Name: 180227M1_110, Date: 28-Feb-2018, Time: 16:09:37, ID: ST180227M1-14 PFC CS3 18B2317, Description: PFC CS3 18B2317

	#	Name	ID	Area	%Rec	Area Out
1	1	13C4-PFBA	ST180227M1-14 PFC CS3 18B2317	1.30e4	87.2	NO
2	2	13C5-PFHxA	ST180227M1-14 PFC CS3 18B2317	1.65e4	108.0	NO
3	3	13C3-PFHxS	ST180227M1-14 PFC CS3 18B2317	4.10e3	100.3	NO
4	4	13C8-PFOA	ST180227M1-14 PFC CS3 18B2317	1.49e4	149.3	NO
5	5	13C9-PFNA	ST180227M1-14 PFC CS3 18B2317	1.46e4	93.5	NO
6	6	13C4-PFOS	ST180227M1-14 PFC CS3 18B2317	4.02e3	109.3	NO
7	7	13C6-PFDA	ST180227M1-14 PFC CS3 18B2317	1.69e4	119.5	NO
8	8	13C7-PFUdA	ST180227M1-14 PFC CS3 18B2317	1.73e4	105.9	NO

Dataset: Untitled

Last Altered: Thursday, March 01, 2018 11:59:08 Pacific Standard Time
Printed: Thursday, March 01, 2018 12:00:27 Pacific Standard Time

Name: 180227M1_111, Date: 28-Feb-2018, Time: 16:21:07, ID: IPA, Description: IPA

	#	Name	ID	Area	%Rec	Area Out
1	1	13C4-PFBA	IPA			NO
2	2	13C5-PFHxA	IPA			NO
3	3	13C3-PFHxS	IPA			NO
4	4	13C8-PFOA	IPA	8.47e0	0.1	YES
5	5	13C9-PFNA	IPA			NO
6	6	13C4-PFOS	IPA			NO
7	7	13C6-PFDA	IPA			NO
8	8	13C7-PFUdA	IPA			NO

Name: 180227M1_112, Date: 28-Feb-2018, Time: 16:32:36, ID: 1800339-01 WI-A06-MW-06-0218 0.11846, Description: WI-A06-MW-06-0218

	#	Name	ID	Area	%Rec	Area Out
1	1	13C4-PFBA	1800339-01 WI-A06-MW-06-0218 0.118...	8.70e3	58.2	NO
2	2	13C5-PFHxA	1800339-01 WI-A06-MW-06-0218 0.118...	1.03e4	67.3	NO
3	3	13C3-PFHxS	1800339-01 WI-A06-MW-06-0218 0.118...	2.74e3	67.0	NO
4	4	13C8-PFOA	1800339-01 WI-A06-MW-06-0218 0.118...	9.45e3	94.9	NO
5	5	13C9-PFNA	1800339-01 WI-A06-MW-06-0218 0.118...	9.39e3	60.0	NO
6	6	13C4-PFOS	1800339-01 WI-A06-MW-06-0218 0.118...	3.46e3	94.0	NO
7	7	13C6-PFDA	1800339-01 WI-A06-MW-06-0218 0.118...	1.13e4	79.8	NO
8	8	13C7-PFUdA	1800339-01 WI-A06-MW-06-0218 0.118...	1.43e4	87.7	NO

Name: 180227M1_113, Date: 28-Feb-2018, Time: 16:44:06, ID: 1800339-02 WI-A06-FB01-021618 0.12165, Description: WI-A06-FB01-021618

	#	Name	ID	Area	%Rec	Area Out
1	1	13C4-PFBA	1800339-02 WI-A06-FB01-021618 0.12...	8.91e3	59.6	NO
2	2	13C5-PFHxA	1800339-02 WI-A06-FB01-021618 0.12...	1.02e4	66.4	NO
3	3	13C3-PFHxS	1800339-02 WI-A06-FB01-021618 0.12...	2.86e3	69.9	NO
4	4	13C8-PFOA	1800339-02 WI-A06-FB01-021618 0.12...	1.02e4	102.9	NO
5	5	13C9-PFNA	1800339-02 WI-A06-FB01-021618 0.12...	1.01e4	64.6	NO
6	6	13C4-PFOS	1800339-02 WI-A06-FB01-021618 0.12...	2.64e3	71.8	NO
7	7	13C6-PFDA	1800339-02 WI-A06-FB01-021618 0.12...	1.06e4	74.9	NO
8	8	13C7-PFUdA	1800339-02 WI-A06-FB01-021618 0.12...	1.20e4	73.7	NO

Name: 180227M1_114, Date: 28-Feb-2018, Time: 16:55:33, ID: 1800339-03 WI-A06-EB01-021618 0.12121, Description: WI-A06-EB01-021618

	#	Name	ID	Area	%Rec	Area Out
1	1	13C4-PFBA	1800339-03 WI-A06-EB01-021618 0.12...	9.48e3	63.4	NO
2	2	13C5-PFHxA	1800339-03 WI-A06-EB01-021618 0.12...	1.01e4	65.7	NO
3	3	13C3-PFHxS	1800339-03 WI-A06-EB01-021618 0.12...	2.87e3	70.3	NO
4	4	13C8-PFOA	1800339-03 WI-A06-EB01-021618 0.12...	9.58e3	96.3	NO
5	5	13C9-PFNA	1800339-03 WI-A06-EB01-021618 0.12...	1.07e4	68.6	NO
6	6	13C4-PFOS	1800339-03 WI-A06-EB01-021618 0.12...	3.19e3	86.9	NO
7	7	13C6-PFDA	1800339-03 WI-A06-EB01-021618 0.12...	1.16e4	82.2	NO
8	8	13C7-PFUdA	1800339-03 WI-A06-EB01-021618 0.12...	1.63e4	100.0	NO

Dataset: Untitled

Last Altered: Thursday, March 01, 2018 11:59:08 Pacific Standard Time
Printed: Thursday, March 01, 2018 12:00:27 Pacific Standard Time

Name: 180227M1_115, Date: 28-Feb-2018, Time: 17:07:03, ID: 1800339-04 WI-A06-S-01-0218 0.12143, Description: WI-A06-S-01-0218

	#	Name	ID	Area	%Rec	Area Out
1	1	13C4-PFBA	1800339-04 WI-A06-S-01-0218 0.12143	8.50e3	56.9	NO
2	2	13C5-PFHxA	1800339-04 WI-A06-S-01-0218 0.12143	9.57e3	62.6	NO
3	3	13C3-PFHxS	1800339-04 WI-A06-S-01-0218 0.12143	2.73e3	66.6	NO
4	4	13C8-PFOA	1800339-04 WI-A06-S-01-0218 0.12143	9.95e3	99.9	NO
5	5	13C9-PFNA	1800339-04 WI-A06-S-01-0218 0.12143	1.08e4	69.0	NO
6	6	13C4-PFOS	1800339-04 WI-A06-S-01-0218 0.12143	3.06e3	83.3	NO
7	7	13C6-PFDA	1800339-04 WI-A06-S-01-0218 0.12143	1.10e4	77.9	NO
8	8	13C7-PFUdA	1800339-04 WI-A06-S-01-0218 0.12143	1.30e4	79.6	NO

Name: 180227M1_116, Date: 28-Feb-2018, Time: 17:18:32, ID: 1800339-05 WI-A06-S-01P-0218 0.12184, Description: WI-A06-S-01P-0218

	#	Name	ID	Area	%Rec	Area Out
1	1	13C4-PFBA	1800339-05 WI-A06-S-01P-0218 0.12184	8.21e3	55.0	NO
2	2	13C5-PFHxA	1800339-05 WI-A06-S-01P-0218 0.12184	9.84e3	64.3	NO
3	3	13C3-PFHxS	1800339-05 WI-A06-S-01P-0218 0.12184	2.77e3	67.8	NO
4	4	13C8-PFOA	1800339-05 WI-A06-S-01P-0218 0.12184	8.05e3	80.9	NO
5	5	13C9-PFNA	1800339-05 WI-A06-S-01P-0218 0.12184	9.60e3	61.3	NO
6	6	13C4-PFOS	1800339-05 WI-A06-S-01P-0218 0.12184	3.20e3	87.0	NO
7	7	13C6-PFDA	1800339-05 WI-A06-S-01P-0218 0.12184	1.02e4	72.4	NO
8	8	13C7-PFUdA	1800339-05 WI-A06-S-01P-0218 0.12184	1.20e4	73.7	NO

Name: 180227M1_117, Date: 28-Feb-2018, Time: 17:30:02, ID: 1800339-06 WI-A06-FB01-021918 0.12222, Description: WI-A06-FB01-021918

	#	Name	ID	Area	%Rec	Area Out
1	1	13C4-PFBA	1800339-06 WI-A06-FB01-021918 0.12...	8.53e3	57.1	NO
2	2	13C5-PFHxA	1800339-06 WI-A06-FB01-021918 0.12...	1.10e4	71.8	NO
3	3	13C3-PFHxS	1800339-06 WI-A06-FB01-021918 0.12...	3.11e3	76.1	NO
4	4	13C8-PFOA	1800339-06 WI-A06-FB01-021918 0.12...	8.63e3	86.7	NO
5	5	13C9-PFNA	1800339-06 WI-A06-FB01-021918 0.12...	1.00e4	64.2	NO
6	6	13C4-PFOS	1800339-06 WI-A06-FB01-021918 0.12...	3.43e3	93.3	NO
7	7	13C6-PFDA	1800339-06 WI-A06-FB01-021918 0.12...	1.09e4	76.7	NO
8	8	13C7-PFUdA	1800339-06 WI-A06-FB01-021918 0.12...	1.49e4	91.1	NO

Name: 180227M1_118, Date: 28-Feb-2018, Time: 17:41:23, ID: IPA, Description: IPA

	#	Name	ID	Area	%Rec	Area Out
1	1	13C4-PFBA	IPA			NO
2	2	13C5-PFHxA	IPA			NO
3	3	13C3-PFHxS	IPA			NO
4	4	13C8-PFOA	IPA			NO
5	5	13C9-PFNA	IPA			NO
6	6	13C4-PFOS	IPA			NO
7	7	13C6-PFDA	IPA			NO
8	8	13C7-PFUdA	IPA			NO

Dataset: Untitled

Last Altered: Thursday, March 01, 2018 11:59:08 Pacific Standard Time
Printed: Thursday, March 01, 2018 12:00:27 Pacific Standard Time

Name: 180227M1_119, Date: 28-Feb-2018, Time: 17:52:50, ID: ST180227M1-15 PFC CS3 18B2317, Description: PFC CS3 18B2317

	#	Name	ID	Area	%Rec	Area Out
1	1	13C4-PFBA	ST180227M1-15 PFC CS3 18B2317	1.31e4	87.7	NO
2	2	13C5-PFHxA	ST180227M1-15 PFC CS3 18B2317	1.68e4	109.8	NO
3	3	13C3-PFHxS	ST180227M1-15 PFC CS3 18B2317	4.14e3	101.1	NO
4	4	13C8-PFOA	ST180227M1-15 PFC CS3 18B2317	1.64e4	164.5	YES
5	5	13C9-PFNA	ST180227M1-15 PFC CS3 18B2317	1.27e4	81.4	NO
6	6	13C4-PFOS	ST180227M1-15 PFC CS3 18B2317	4.45e3	120.9	NO
7	7	13C6-PFDA	ST180227M1-15 PFC CS3 18B2317	1.37e4	96.5	NO
8	8	13C7-PFUdA	ST180227M1-15 PFC CS3 18B2317	1.88e4	115.2	NO

Vista Analytical Laboratory

Dataset: Untitled

Last Altered: Wednesday, February 28, 2018 11:59:38 Pacific Standard Time
Printed: Wednesday, February 28, 2018 11:59:42 Pacific Standard Time

Method: F:\Projects\PFAS.PRO\MethDB\PFAS_FULL_80C_022718.mdb 28 Feb 2018 09:22:07
Calibration: F:\Projects\PFAS.PRO\CurveDB\C18_VAL-PFAS_Q4_02-27-18-FULL.cdb 28 Feb 2018 11:20:16

Name: 180227M1_12, Date: 27-Feb-2018, Time: 21:25:26, ID: IPA, Description: IPA

PFBA

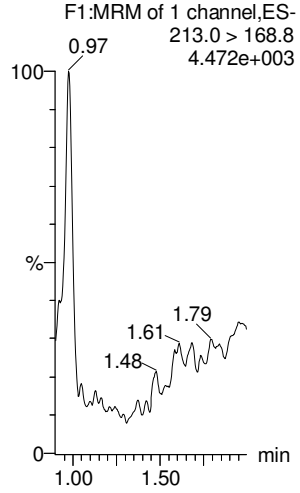

PFPeA

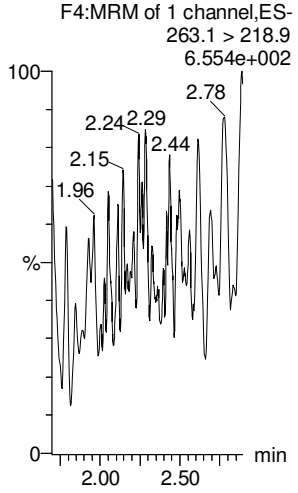

PFBS

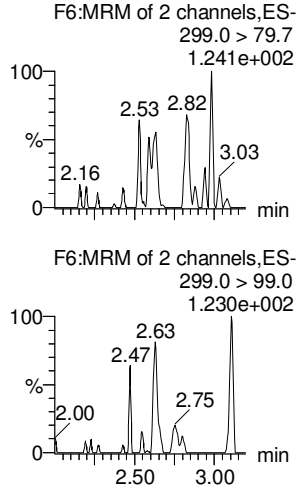

4:2 FTS

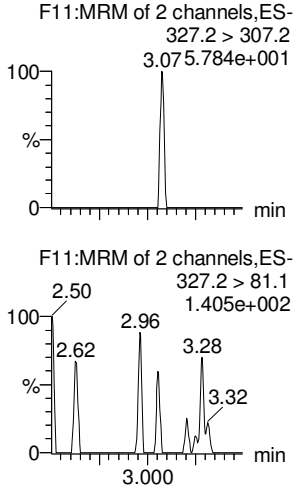

PFHxA

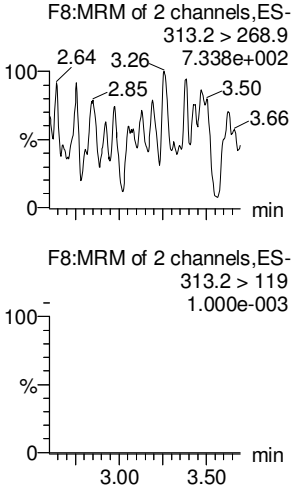

PFPeS

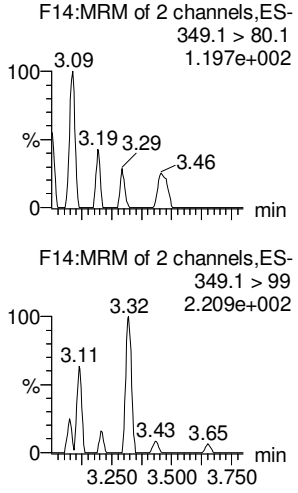

13C3-PFBA

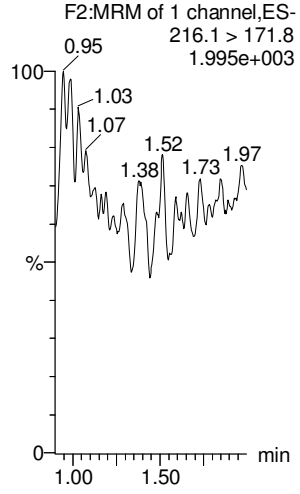

13C3-PFPeA

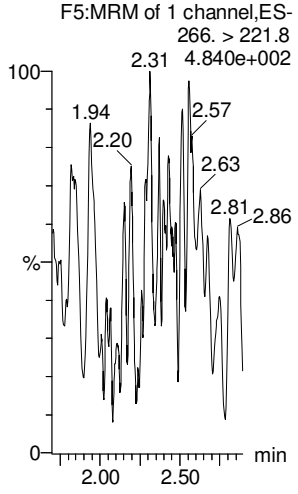

13C3-PFBS

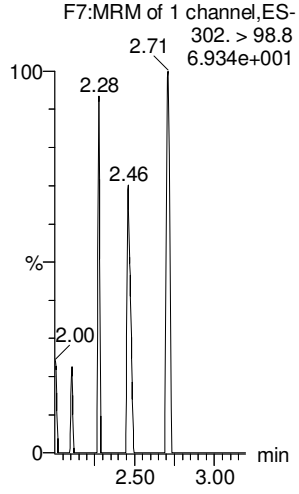

13C3-PFBS

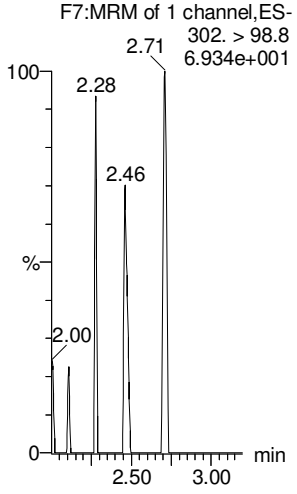

13C2-PFHxA

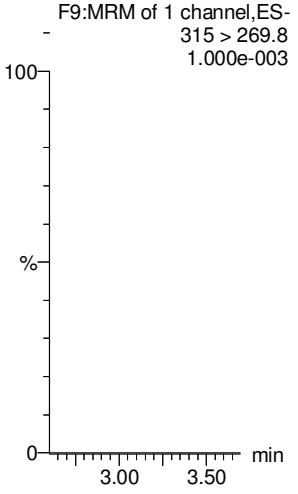

13C3-PFBS

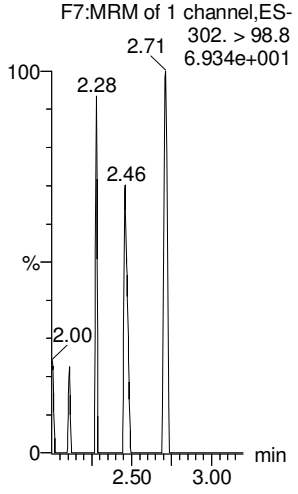

Dataset: Untitled

Last Altered: Wednesday, February 28, 2018 11:59:38 Pacific Standard Time
Printed: Wednesday, February 28, 2018 11:59:42 Pacific Standard Time

Name: 180227M1_12, Date: 27-Feb-2018, Time: 21:25:26, ID: IPA, Description: IPA

6:2 FTS

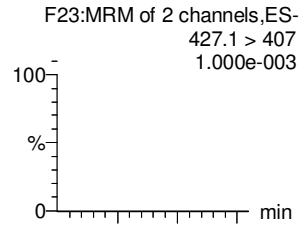

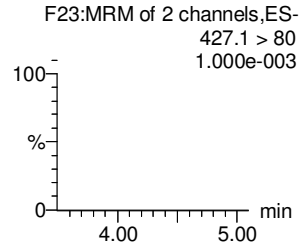

PFHpA

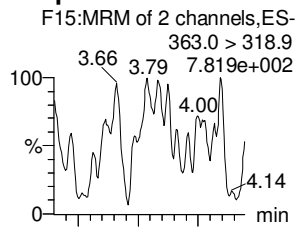

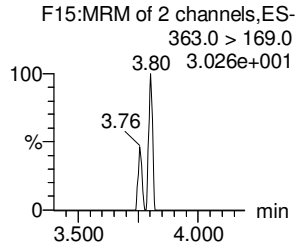

L-PFHxS

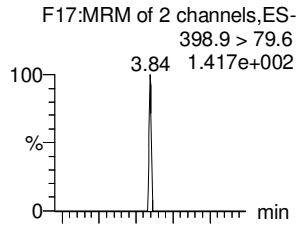

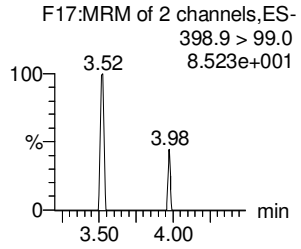

L-PFOA

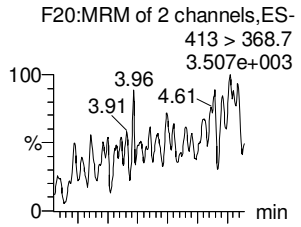

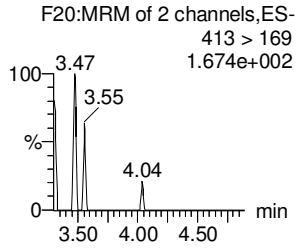

PFHpS

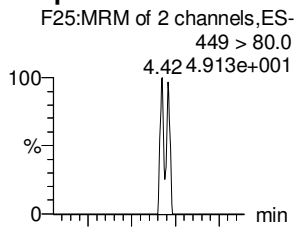

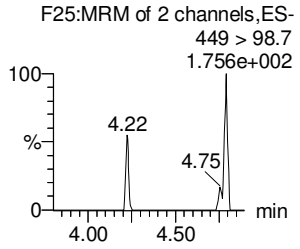

PFNA

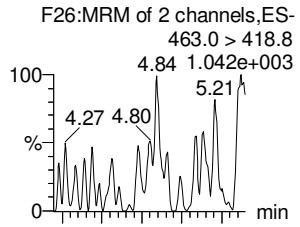

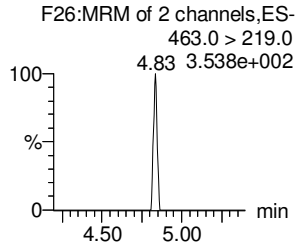

18O2-PFHxS

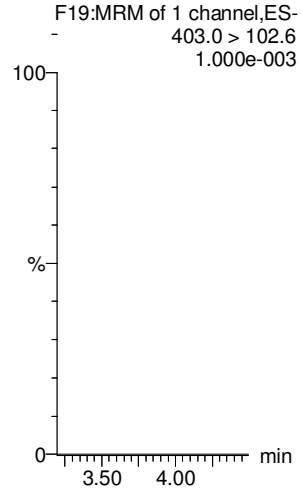

13C4-PFHpA

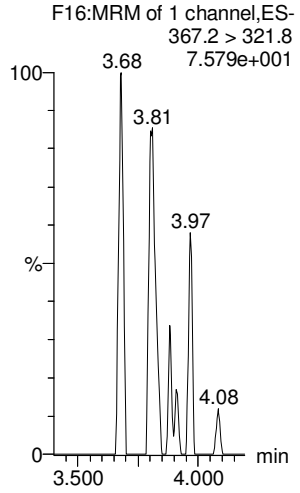

13C2-PFOA

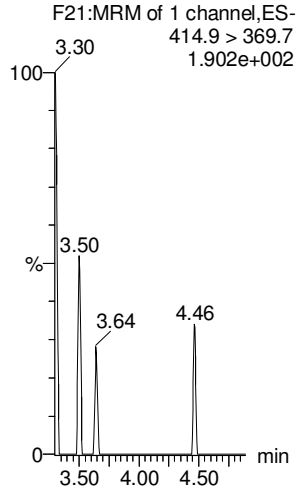

13C2-PFOA

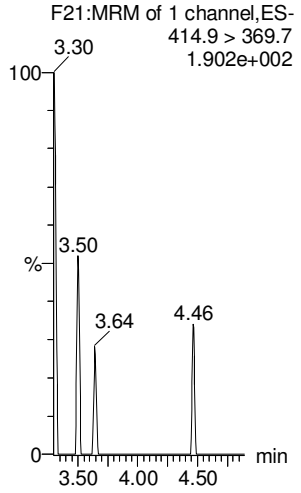

13C2-PFOA

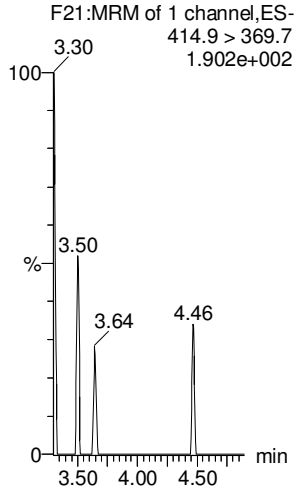

13C5-PFNA

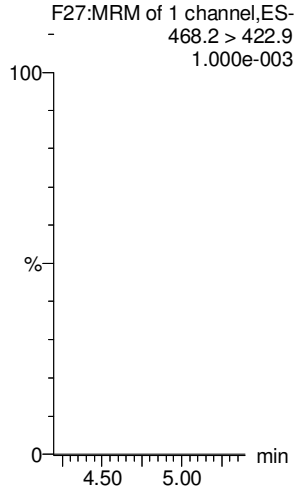

Vista Analytical Laboratory

Dataset: Untitled

Last Altered: Wednesday, February 28, 2018 11:59:38 Pacific Standard Time
Printed: Wednesday, February 28, 2018 11:59:42 Pacific Standard Time

Name: 180227M1_12, Date: 27-Feb-2018, Time: 21:25:26, ID: IPA, Description: IPA

PFOSA

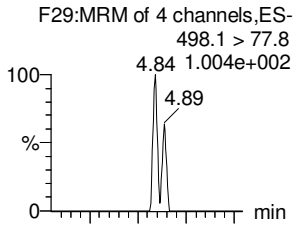

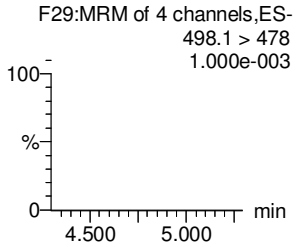

L-PFOS

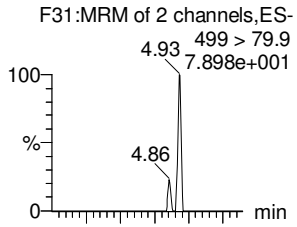

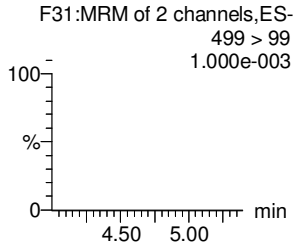

PFDA

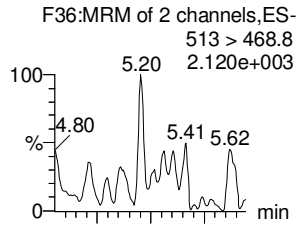

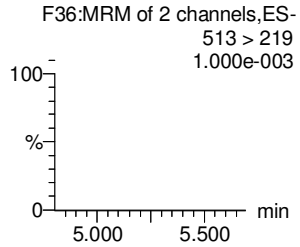

8:2 FTS

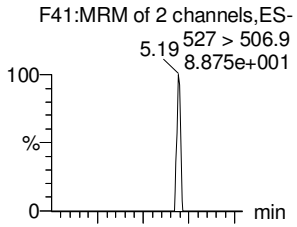

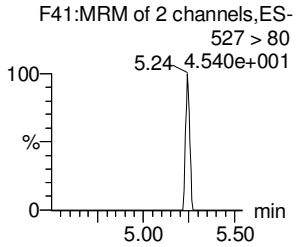

PFNS

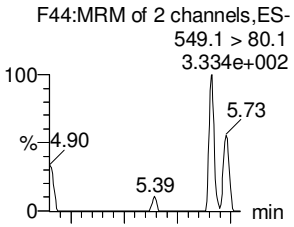

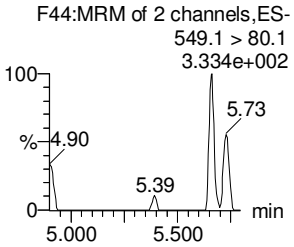

N-MeFOSAA

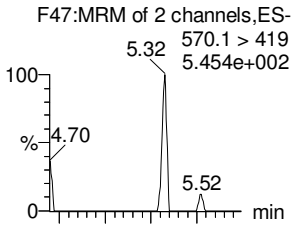

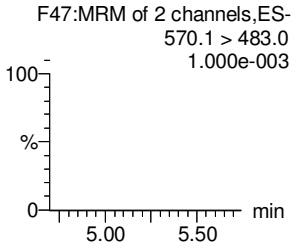

13C8-PFOSA

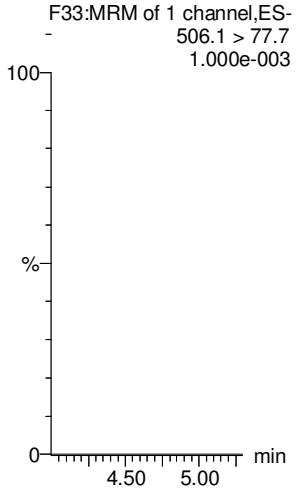

13C8-PFOS

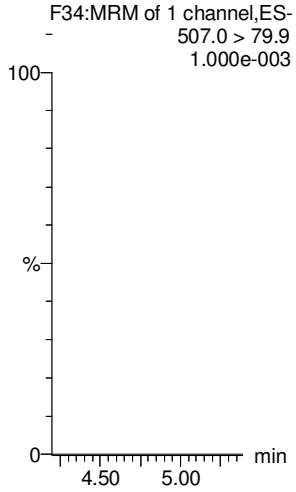

13C2-PFDA

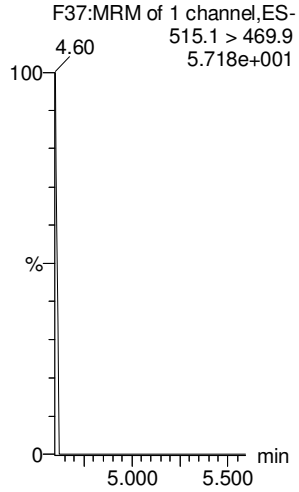

13C2-PFOA

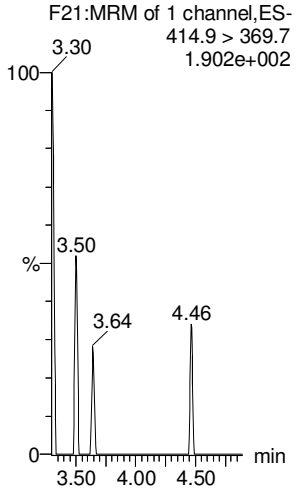

13C2-PFOA

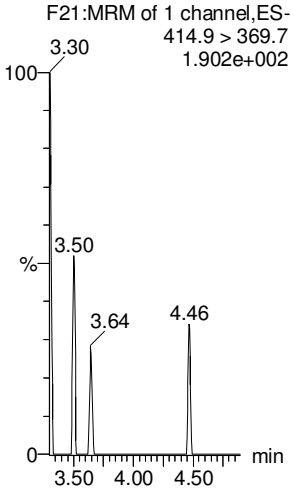

d3-N-MeFOSAA

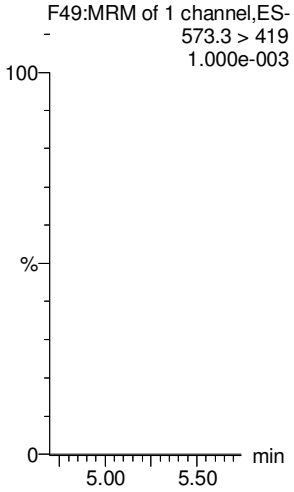

Vista Analytical Laboratory

Dataset: Untitled

Last Altered: Wednesday, February 28, 2018 11:59:38 Pacific Standard Time
Printed: Wednesday, February 28, 2018 11:59:42 Pacific Standard Time

Name: 180227M1_12, Date: 27-Feb-2018, Time: 21:25:26, ID: IPA, Description: IPA

N-EtFOSAA

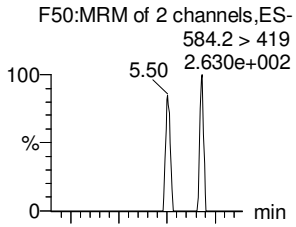

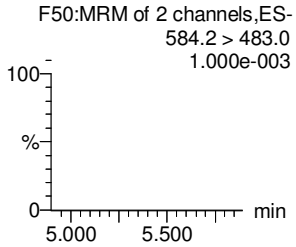

PFDoA

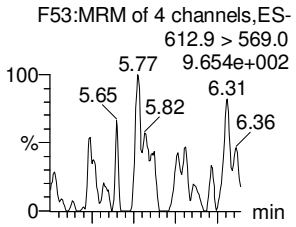

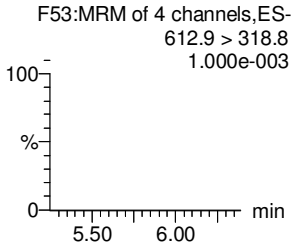

PFDS

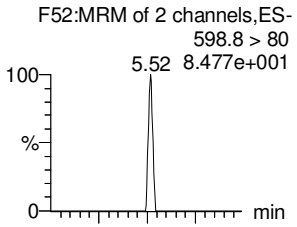

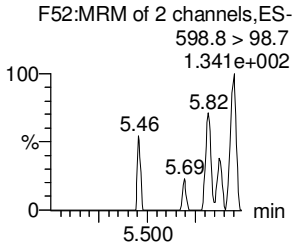

PFUdA

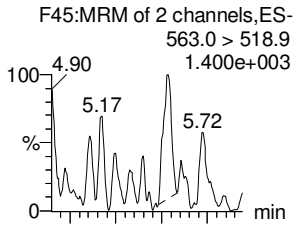

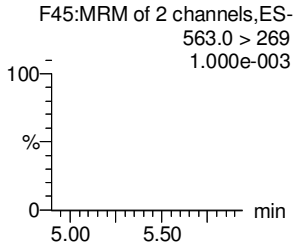

N-MeFOSA

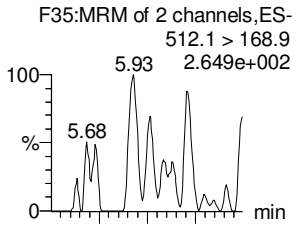

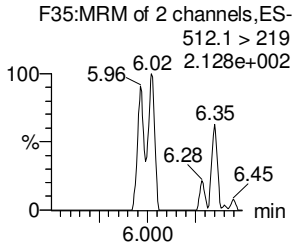

PFTrDA

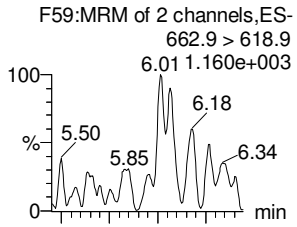

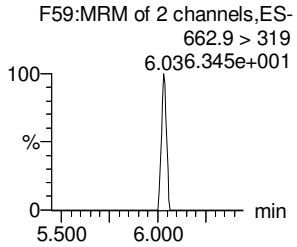

d5-N-EtFOSAA

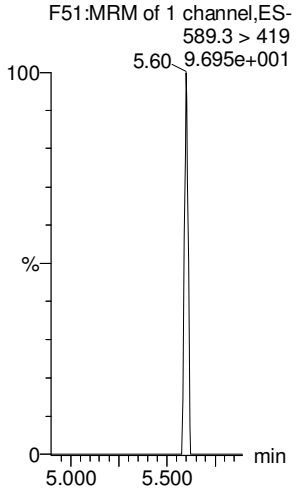

13C2-PFDoA

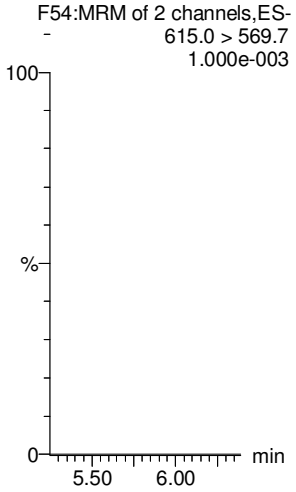

13C2-PFUdA

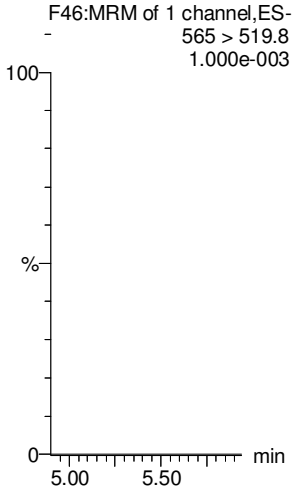

13C2-PFUdA

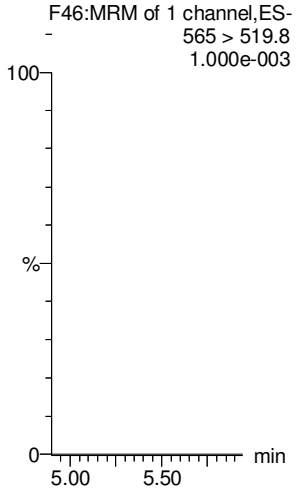

d3-N-MeFOSA

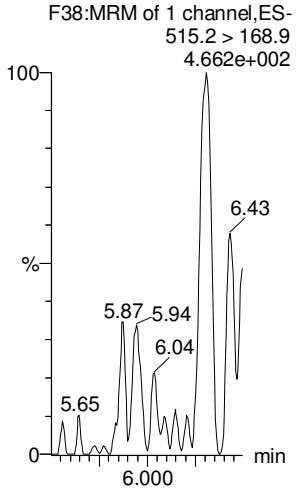

13C2-PFDoA

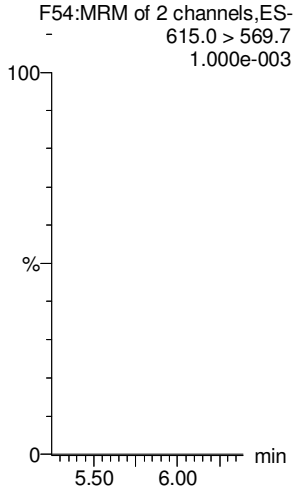

Vista Analytical Laboratory

Dataset: Untitled

Last Altered: Wednesday, February 28, 2018 11:59:38 Pacific Standard Time
Printed: Wednesday, February 28, 2018 11:59:42 Pacific Standard Time

Name: 180227M1_12, Date: 27-Feb-2018, Time: 21:25:26, ID: IPA, Description: IPA

PFTeDA

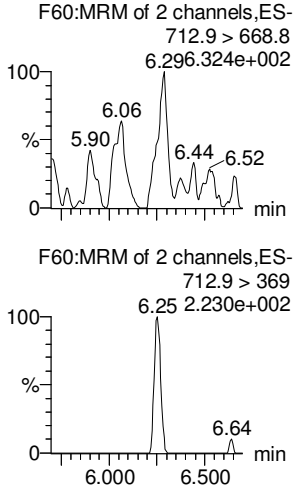

N-EtFOSA

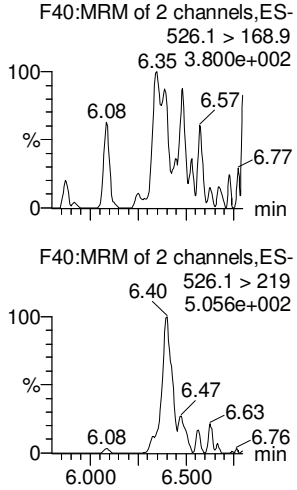

PFHxDA

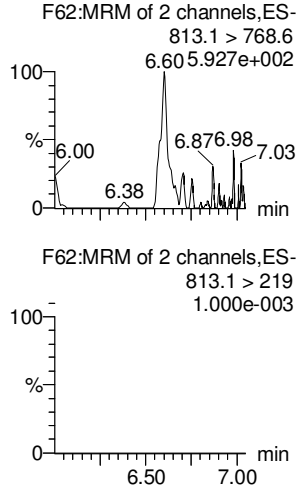

PFODA

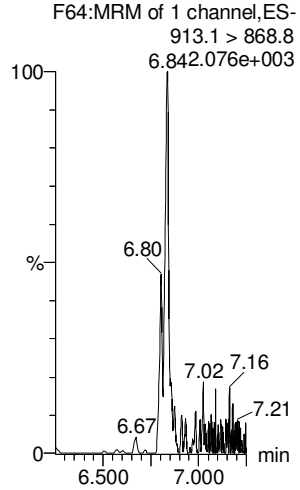

N-MeFOSE

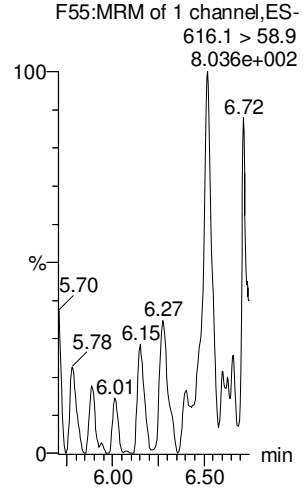

N-EtFOSE

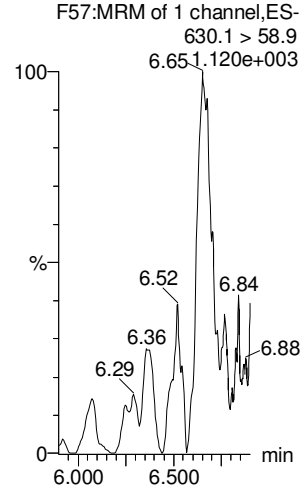

13C2-PFTeDA

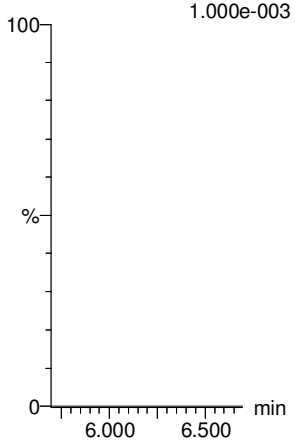

d5-N-ETFOSA

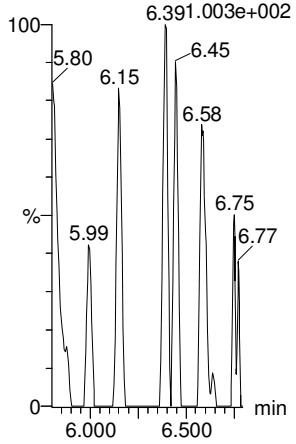

13C2-PFHxDA

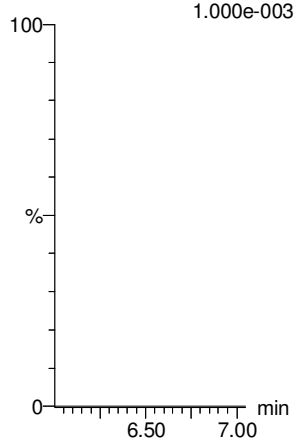

13C2-PFHxDA

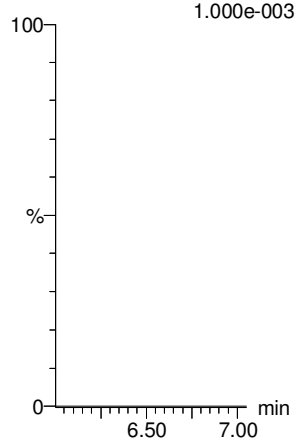

d7-N-MeFOSE

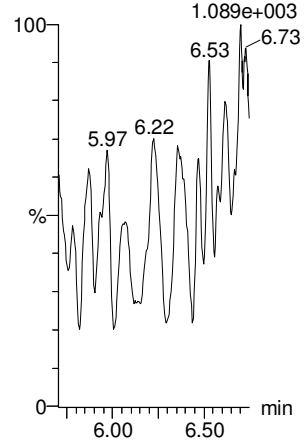

d9-N-EtFOSE

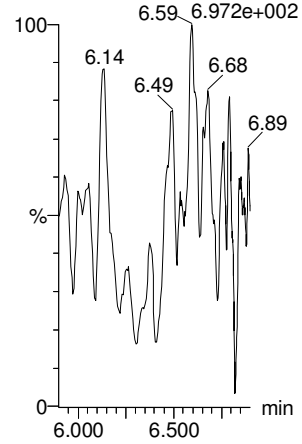

Vista Analytical Laboratory

Dataset: Untitled

Last Altered: Wednesday, February 28, 2018 11:59:38 Pacific Standard Time
Printed: Wednesday, February 28, 2018 11:59:42 Pacific Standard Time

Name: 180227M1_12, Date: 27-Feb-2018, Time: 21:25:26, ID: IPA, Description: IPA

13C4-PFBA

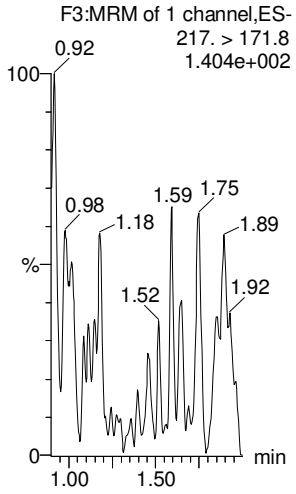

13C5-PFHxA

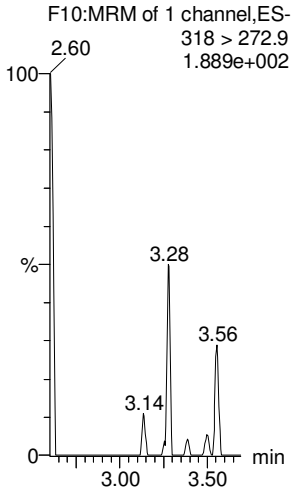

13C3-PFHxS

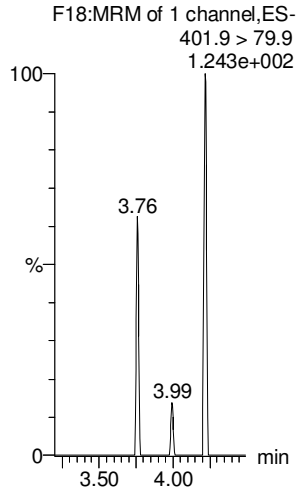

13C8-PFOA

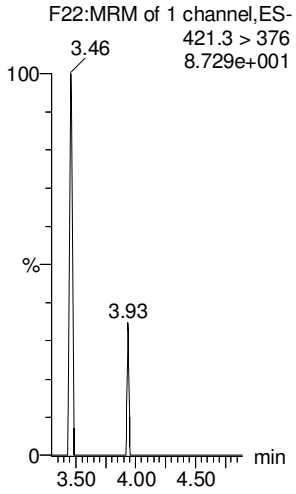

13C9-PFNA

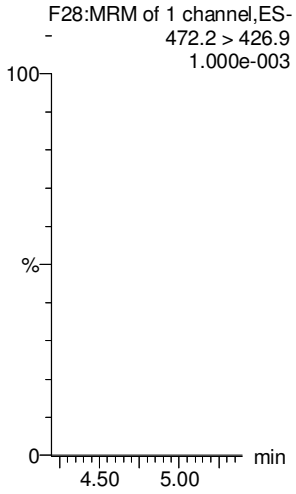

13C4-PFOS

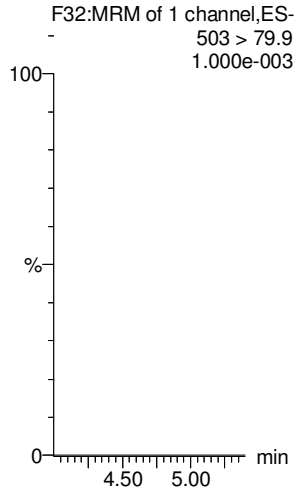

13C6-PFDA

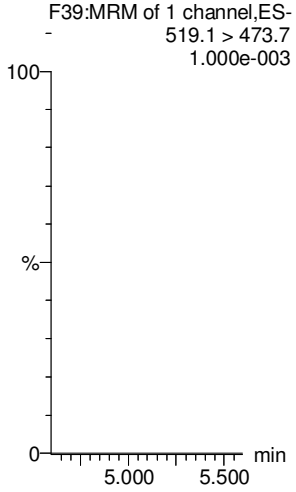

13C7-PFUdA

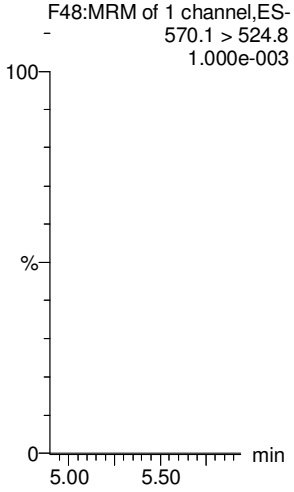

LC Calibration Standards Review Checklist Q4

		ION Ratio	Concentration	C-Cals Name	Sign Date	Correct I-Cal	Manual Integrations	
Calibration ID: STI80227M1-11	L (M) H	☑	☑	☑	☑	☑	☑	☐
Calibration ID: -12	(L) M H	☐	☑	☑	☑	☑	☑	☐
Calibration ID: -13	L (M) H	☐	☑	☑	☑	☑	☑	☐
Calibration ID: -14	L (M) H	☐	☑ (A)	☑	☑	☑	☑	☐
Calibration ID: -15	L (M) H	☑	☑ (B)	☑	☐	☑	☐	☑
Calibration ID:	L M H	☐	☐	☐	☐	☐	☐	☐
Calibration ID:	L M H	☐	☐	☐	☐	☐	☐	☐
Calibration ID:	L M H	☐	☐	☐	☐	☐	☐	☐
Calibration ID:	L M H	☐	☐	☐	☐	☐	☐	☐
Calibration ID:	L M H	☐	☐	☐	☐	☐	☐	☐

Full Mass Cal. Date: 12/27/17

Run Log Present: ☑

# of Samples per Sequence Checked: ☑

Instrument Blank Saved ☑ 180227M

IIS Area Saved ☑ 180227M1

Reviewed By: JA. 03/01/2018
Initials/Date

Comments:

(A) ~~PFTeDA~~ >1307. 3/1/18
(B) PFUdA, PFDoA, MeFOSA, ~~EtFOSA~~ >1307.
PFOS, EtFOSE

Vista Analytical Laboratory

Dataset: F:\Projects\PFAS.PRO\Results\180227M1\180027M1-38.qld

Last Altered: Wednesday, February 28, 2018 12:18:40 Pacific Standard Time
Printed: Wednesday, February 28, 2018 12:20:06 Pacific Standard Time

Rev'd: JA. 03/01/2018

Method: F:\Projects\PFAS.PRO\MethDB\PFAS_FULL_80C_022718.mdb 28 Feb 2018 09:22:07
Calibration: F:\Projects\PFAS.PRO\CurveDB\C18_VAL-PFAS_Q4_02-27-18-FULL.cdb 28 Feb 2018 11:20:16

Name: 180227M1_38, Date: 28-Feb-2018, Time: 02:23:40, ID: ST180227M1-11 PFC CS3 18B2317, Description: PFC CS3 18B2317

	#	Name	Trace	Area	IS Area	RRF	Pred.RT	RT	y Axis Resp.	Conc.	%Rec	Recovery Out
1	1	PFBA	213.0 > 168.8	1.08e4	1.12e4		1.46	1.54	12.1	10.5	105.4	NO
2	2	PFPeA	263.1 > 218.9	1.09e4	1.29e4		2.31	2.50	10.6	11.2	111.6	NO
3	3	PFBS	299.0 > 79.7	2.66e3	1.80e3		2.60	2.77	18.4	10.5	104.7	NO
4	4	4:2 FTS	327.2>307.2	2.18e3	1.80e3		3.00	3.17	15.2	11.4	114.4	NO
5	5	PFHxA	313.2 > 268.9	1.19e4	3.88e3		3.19	3.26	15.3	9.90	99.0	NO
6	6	PFPeS	349.1>80.1	3.09e3	1.80e3		3.39	3.46	21.4	12.2	121.8	NO
7	7	PFHpA	363.0 > 318.9	1.24e4	1.06e4		3.81	3.88	14.6	11.8	118.1	NO
8	8	L-PFHxS	398.9 > 79.6	2.21e3	1.50e3		4.17	4.03	18.4	10.3	102.5	NO
9	10	6:2 FTS	427.1 > 407	3.27e3	1.63e4		4.28	4.35	2.50	12.6	126.1	NO
10	11	L-PFOA	413 > 368.7	1.35e4	1.63e4		4.40	4.40	10.3	10.9	109.4	NO
11	13	PFHpS	449 > 80.0	3.18e3	1.63e4		4.44	4.51	2.43	11.9	119.3	NO
12	14	PFNA	463.0 > 418.8	1.54e4	1.31e4		4.76	4.83	14.7	11.9	118.7	NO
13	15	PFOSA	498.1 > 77.8	3.80e3	4.39e3		4.83	4.90	10.8	11.1	111.4	NO
14	16	L-PFOS	499 > 79.9	3.00e3	3.41e3		4.69	4.91	11.0	11.4	114.1	NO
15	18	PFDA	513 > 468.8	1.83e4	1.52e4		5.14	5.21	15.1	10.1	101.3	NO
16	19	8:2 FTS	527 > 506.9	3.52e3	1.63e4		5.12	5.18	2.69	11.9	118.6	NO
17	20	PFNS	549.1>80.1	2.70e3	3.41e3		5.08	5.27	9.90	11.8	118.5	NO
18	21	N-MeFOSAA	570.1 > 419	7.20e3	5.78e3		5.29	5.36	15.6	10.9	109.3	NO
19	22	N-EtFOSAA	584.2 > 419	5.17e3	6.91e3		5.45	5.52	9.35	9.00	90.0	NO
20	23	PFUdA	563.0 > 518.9	1.38e4	1.52e4		5.46	5.53	11.4	13.0	129.9	NO
21	24	PFDS	598.8 > 80	3.72e3	1.52e4		5.51	5.58	3.06	11.4	113.5	NO
22	25	PFDoA	612.9 > 569.0	1.32e4	1.65e4		5.74	5.82	10.0	9.45	94.5	NO
23	26	N-MeFOSA	512.1 > 168.9	8.34e3	2.30e4		5.84	6.01	54.4	64.0	128.0	NO
24	27	PFTrDA	662.9 > 618.9	1.61e4	1.65e4		5.98	6.06	12.3	9.21	92.1	NO
25	28	PFTeDA	712.9 > 668.8	1.14e4	7.70e3		6.20	6.28	18.6	9.09	90.9	NO
26	29	N-EtFOSA	526.1 > 168.9	1.11e4	3.80e4		6.22	6.40	43.7	53.0	106.0	NO
27	30	PFHxDA	813.1 > 768.6	7.03e3	5.19e3		6.51	6.60	6.77	11.4	113.6	NO
28	31	PFODA	913.1 > 868.8	7.60e3	5.19e3		6.74	6.83	7.32	9.90	99.0	NO
29	32	N-MeFOSE	616.1 > 58.9	1.18e4	2.87e4		6.31	6.52	61.7	60.3	120.5	NO
30	33	N-EtFOSE	630.1 > 58.9	1.20e4	3.25e4		6.45	6.66	55.3	45.1	90.3	NO
31	34	13C3-PFBA	216.1 > 171.8	1.12e4	1.30e4	0.940	1.46	1.54	10.8	11.4	91.6	NO
32	35	13C3-PFPeA	266. > 221.8	1.29e4	1.30e4	0.948	2.42	2.50	12.3	13.0	104.1	NO

2/28/18

Vista Analytical Laboratory

Dataset: F:\Projects\PFAS.PRO\Results\180227M1\180027M1-38.qld

Last Altered: Wednesday, February 28, 2018 12:18:40 Pacific Standard Time
Printed: Wednesday, February 28, 2018 12:20:06 Pacific Standard Time

Name: 180227M1_38, Date: 28-Feb-2018, Time: 02:23:40, ID: ST180227M1-11 PFC CS3 18B2317, Description: PFC CS3 18B2317

	#	Name	Trace	Area	IS Area	RRF	Pred.RT	RT	y Axis Resp.	Conc.	%Rec	Recovery Out
33	36	13C3-PFBS	302. > 98.8	1.80e3	1.30e4	0.131	2.69	2.77	1.73	13.1	105.2	NO
34	37	13C2-PFHxA	315 > 269.8	3.88e3	1.30e4	0.740	3.19	3.26	3.72	5.02	100.4	NO
35	38	13C4-PFHpA	367.2 > 321.8	1.06e4	1.30e4	0.776	3.81	3.88	10.1	13.0	104.4	NO
36	39	18O2-PFHxS	403.0 > 102.6	1.50e3	3.75e3	0.412	3.96	4.03	5.00	12.1	97.0	NO
37	40	13C2-PFOA	414.9 > 369.7	1.63e4	1.20e4	1.891	4.33	4.40	17.0	9.00	72.0	NO
38	41	13C5-PFNA	468.2 > 422.9	1.31e4	1.48e4	0.959	4.76	4.83	11.1	11.5	92.3	NO
39	42	13C8-PFOSA	506.1 > 77.7	4.39e3	1.81e4	0.308	4.83	4.90	3.03	9.83	78.6	NO
40	43	13C8-PFOS	507.0 > 79.9	3.41e3	3.55e3	1.096	4.84	4.91	12.0	11.0	87.7	NO
41	44	13C2-PFDA	515.1 > 469.9	1.52e4	1.74e4	0.926	5.14	5.21	10.9	11.8	94.0	NO
42	45	d3-N-MeFOSAA	573.3 > 419	5.78e3	1.81e4	0.359	5.29	5.36	3.98	11.1	88.8	NO
43	46	d5-N-EtFOSAA	589.3 > 419	6.91e3	1.81e4	0.435	5.45	5.51	4.76	11.0	87.7	NO
44	47	13C2-PFUdA	565 > 519.8	1.52e4	1.81e4	1.138	5.46	5.53	10.4	9.18	73.4	NO
45	48	13C2-PFDoA	615.0 > 569.7	1.65e4	1.81e4	1.059	5.74	5.81	11.3	10.7	85.7	NO
46	49	d3-N-MeFOSA	515.2 > 168.9	2.30e4	1.81e4	0.151	5.84	6.03	15.8	105	69.9	NO
47	50	13C2-PFTeDA	714.8 > 669.6	7.70e3	1.81e4	0.484	6.20	6.28	5.30	11.0	87.7	NO
48	51	d5-N-ETFOSA	531.1 > 168.9	3.80e4	1.81e4	0.215	6.22	6.42	26.2	122	81.3	NO
49	52	13C2-PFHxDA	815 > 769.7	5.19e3	1.81e4	0.741	6.51	6.60	3.58	4.82	96.5	NO
50	53	d7-N-MeFOSE	623.1 > 58.9	2.87e4	1.81e4	0.186	6.31	6.51	19.8	106	70.9	NO
51	54	d9-N-EtFOSE	639.2 > 58.8	3.25e4	1.81e4	0.159	6.45	6.66	22.4	141	93.7	NO
52	55	13C4-PFBA	217. > 171.8	1.30e4	1.30e4	1.000	1.46	1.54	12.5	12.5	100.0	NO
53	56	13C5-PFHxA	318 > 272.9	1.30e4	1.30e4	1.000	3.19	3.26	12.5	12.5	100.0	NO
54	57	13C3-PFHxS	401.9 > 79.9	3.75e3	3.75e3	1.000	3.96	4.03	12.5	12.5	100.0	NO
55	58	13C8-PFOA	421.3 > 376	1.20e4	1.20e4	1.000	4.33	4.40	12.5	12.5	100.0	NO
56	59	13C9-PFNA	472.2 > 426.9	1.48e4	1.48e4	1.000	4.70	4.83	12.5	12.5	100.0	NO
57	60	13C4-PFOS	503 > 79.9	3.55e3	3.55e3	1.000	4.84	4.91	12.5	12.5	100.0	NO
58	61	13C6-PFDA	519.1 > 473.7	1.74e4	1.74e4	1.000	5.14	5.21	12.5	12.5	100.0	NO
59	62	13C7-PFUdA	570.1 > 524.8	1.81e4	1.81e4	1.000	5.46	5.53	12.5	12.5	100.0	NO

Vista Analytical Laboratory

Dataset: Untitled

Last Altered: Thursday, March 01, 2018 11:28:47 Pacific Standard Time
Printed: Thursday, March 01, 2018 11:28:58 Pacific Standard Time

Method: F:\Projects\PFAS.PRO\MethDB\PFAS_FULL_80C_022718.mdb 28 Feb 2018 13:19:45
Calibration: F:\Projects\PFAS.PRO\CurveDB\C18_VAL-PFAS_Q4_02-27-18-FULL.cdb 28 Feb 2018 11:20:16

Compound name: PFBA

	Name	ID	Acq.Date	Acq.Time
1	180227M1_1	IPA	27-Feb-18	19:19:16
2	180227M1_2	ST180227M1-1 PFC CS-2 18B2312	27-Feb-18	19:30:40
3	180227M1_3	ST180227M1-2 PFC CS-1 18B2313	27-Feb-18	19:42:07
4	180227M1_4	ST180227M1-3 PFC CS0 18B2314	27-Feb-18	19:53:34
5	180227M1_5	ST180227M1-4 PFC CS1 18B2315	27-Feb-18	20:05:03
6	180227M1_6	ST180227M1-5 PFC CS2 18B2316	27-Feb-18	20:16:34
7	180227M1_7	ST180227M1-6 PFC CS3 18B2317	27-Feb-18	20:28:00
8	180227M1_8	ST180227M1-7 PFC CS4 18B2318	27-Feb-18	20:39:30
9	180227M1_9	ST180227M1-8 PFC CS5 18B2319	27-Feb-18	20:51:00
10	180227M1_10	ST180227M1-9 PFC CS6 18B2320	27-Feb-18	21:02:27
11	180227M1_11	ST180227M1-10 PFC CS7 18B2321	27-Feb-18	21:13:56
12	180227M1_12	IPA	27-Feb-18	21:25:26
13	180227M1_13	ICV180227M1-1 PFC ICV 18B2311	27-Feb-18	21:36:56
14	180227M1_14	IPA	27-Feb-18	21:48:26
15	180227M1_15	1800170-01@5X MBR Grab 0.02037	27-Feb-18	21:59:52
16	180227M1_16	1800170-02@20x TANK 3 Comp 0.02084	27-Feb-18	22:11:23
17	180227M1_17	B8B0010-BS1 OPR 0.25	27-Feb-18	22:22:52
18	180227M1_18	B8B0010-MSD1 Matrix Spike Dup 0.11689	27-Feb-18	22:34:19
19	180227M1_19	B8B0010-MS1 Matrix Spike 0.11755	27-Feb-18	22:45:46
20	180227M1_20	B8B0096-BS1 OPR 0.125	27-Feb-18	22:57:13
21	180227M1_21	B8B0096-BLK1 Method Blank 0.125	27-Feb-18	23:08:40
22	180227M1_22	B8B0096-MS1 Matrix Spike 0.11568	27-Feb-18	23:20:09
23	180227M1_23	B8B0096-MSD1 Matrix Spike Dup 0.1188	27-Feb-18	23:31:38
24	180227M1_24	1800298-01 REEPDW155 0.11708	27-Feb-18	23:43:09
25	180227M1_25	1800298-02 REEPDW156 0.11596	27-Feb-18	23:54:38
26	180227M1_26	1800298-03 REEPDW157 0.12015	28-Feb-18	00:06:08
27	180227M1_27	1800298-04 REEPDW158 0.1178	28-Feb-18	00:17:39
28	180227M1_28	1800298-05 REEPDW159 0.11737	28-Feb-18	00:29:05
29	180227M1_29	1800299-01 REEPDW155FRB 0.11474	28-Feb-18	00:40:35
30	180227M1_30	1800299-02 REEPDW156FRB 0.1178	28-Feb-18	00:52:05
31	180227M1_31	1800299-03 REEPDW157FRB 0.11643	28-Feb-18	01:03:32

Dataset: Untitled

Last Altered: Thursday, March 01, 2018 11:28:47 Pacific Standard Time
Printed: Thursday, March 01, 2018 11:28:58 Pacific Standard Time

Compound name: PFBA

	Name	ID	Acq.Date	Acq.Time
32	180227M1_32	1800299-04 REEPDW158FRB 0.11892	28-Feb-18	01:14:59
33	180227M1_33	1800299-05 REEPDW159FRB 0.11693	28-Feb-18	01:26:25
34	180227M1_34	1800301-01 REEPDW160 0.11595	28-Feb-18	01:37:52
35	180227M1_35	1800301-02 REEPDW515 0.11695	28-Feb-18	01:49:19
36	180227M1_36	1800301-03 REEPDW161 0.11505	28-Feb-18	02:00:46
37	180227M1_37	IPA	28-Feb-18	02:12:13
38	180227M1_38	ST180227M1-11 PFC CS3 18B2317	28-Feb-18	02:23:40
39	180227M1_39	IPA	28-Feb-18	02:35:07
40	180227M1_40	1800301-04 REEPDW162 0.11664	28-Feb-18	02:46:37
41	180227M1_41	1800301-05 REEPDW163 0.11483	28-Feb-18	02:58:04
42	180227M1_42	1800302-01 REEPDW160FRB 0.11761	28-Feb-18	03:09:34
43	180227M1_43	1800302-02 REEPDW161FRB 0.1172	28-Feb-18	03:21:01
44	180227M1_44	1800302-03 REEPDW162FRB 0.11535	28-Feb-18	03:32:30
45	180227M1_45	1800302-04 REEPDW163FRB 0.11575	28-Feb-18	03:44:00
46	180227M1_46	1800308-11 OF-FB54-0218 0.11801	28-Feb-18	03:55:29
47	180227M1_47	1800308-16 OF-RW24-0218 0.11552	28-Feb-18	04:06:59
48	180227M1_48	1800308-17 OF-FB24-0218 0.11631	28-Feb-18	04:18:28
49	180227M1_49	1800308-18 OF-RW46-0218 0.11424	28-Feb-18	04:29:50
50	180227M1_50	B8B0126-BS1 OPR 0.125	28-Feb-18	04:41:17
51	180227M1_51	B8B0126-BSD1 LCSD 0.125	28-Feb-18	04:52:44
52	180227M1_52	B8B0126-BLK1 Method Blank 0.125	28-Feb-18	05:04:13
53	180227M1_53	1800333-01 REEPDW186 0.12089	28-Feb-18	05:15:40
54	180227M1_54	1800333-02 REEPDW187 0.11479	28-Feb-18	05:27:10
55	180227M1_55	1800333-03 REEPDW188 0.12197	28-Feb-18	05:38:37
56	180227M1_56	1800333-04 REEPDW153 0.12159	28-Feb-18	05:50:06
57	180227M1_57	1800334-01 REEPDW186FRB 0.12155	28-Feb-18	06:01:33
58	180227M1_58	1800334-02 REEPDW187FRB 0.12044	28-Feb-18	06:13:03
59	180227M1_59	1800334-03 REEPDW188FRB 0.12213	28-Feb-18	06:24:32
60	180227M1_60	1800334-04 REEPDW153FRB 0.12039	28-Feb-18	06:36:01
61	180227M1_61	B8B0130-BS1 OPR 0.125	28-Feb-18	06:47:28
62	180227M1_62	B8B0130-BLK1 Method Blank 0.125	28-Feb-18	06:58:58
63	180227M1_63	B8B0130-MS1 Matrix Spike 0.11711	28-Feb-18	07:10:26
64	180227M1_64	B8B0130-MSD1 Matrix Spike Dup 0.11705	28-Feb-18	07:21:55
65	180227M1_65	1800340-01 WI-AF-MW-614-0218 0.11804	28-Feb-18	07:33:26

Dataset: Untitled

Last Altered: Thursday, March 01, 2018 11:28:47 Pacific Standard Time
Printed: Thursday, March 01, 2018 11:28:58 Pacific Standard Time

Compound name: PFBA

(A) over 10 samples, invalid.

	Name	ID	Acq.Date	Acq.Time
66	180227M1_66	1800340-02 WI-AF-MW-613-0218 0.11332	28-Feb-18	07:44:52
67	180227M1_67	IPA	28-Feb-18	07:56:19
68	180227M1_68	ST180227M1-12 PFC CS0 18B2314	28-Feb-18	08:07:48
69	180227M1_69	IPA	28-Feb-18	08:19:18
70	180227M1_70	1800340-03 WI-AF-FB02-021418 0.12011	28-Feb-18	08:30:48
71	180227M1_71	1800340-04 WI-AF-EB02-021418 0.12032	28-Feb-18	08:42:17
72	180227M1_72	1800340-05 WI-AF-MW-612-0218 0.12001	28-Feb-18	08:53:47
73	180227M1_73	1800340-06 WI-AF-EB02-021518 0.12104	28-Feb-18	09:05:16
74	180227M1_74	1800340-07 WI-AF-MW-608-0218 0.11965	28-Feb-18	09:16:42
75	180227M1_75	1800340-08 WI-AF-MW-606-0218 0.11972	28-Feb-18	09:28:12
76	180227M1_76	1800340-09 WI-AF-MW-606P-0218 0.11838	28-Feb-18	09:39:41
77	180227M1_77	1800340-10 WI-AF-FB02-021618 0.12267	28-Feb-18	09:51:11
78	180227M1_78	1800340-11 WI-AF-MW-607-0218 0.11368	28-Feb-18	10:02:41
79	180227M1_79	1800340-12 WI-AF-MW-605-0218 0.11974	28-Feb-18	10:14:10
80	180227M1_80	1800340-13 WI-AF-MW-609-0218 0.11956	28-Feb-18	10:25:40
81	180227M1_81	1800341-01 WI-AF-MW-N3-12-0218 0.11794	28-Feb-18	10:37:10
82	180227M1_82	1800341-02 WI-AF-3-MW-2-0218 0.12097	28-Feb-18	10:48:39
83	180227M1_83	1800341-03 WI-AF-N29-22D-0218 0.11995	28-Feb-18	11:00:08
84	180227M1_84	1800341-04 WI-AF-FB01-021918 0.11668	28-Feb-18	11:11:38
85	180227M1_85	1800341-05 WI-AF-EB01-021918 0.12143	28-Feb-18	11:23:07
86	180227M1_86	1800342-20 WI-AF-MW-200-0218 0.11976 (A)	28-Feb-18	11:34:36
87	180227M1_87	IPA	28-Feb-18	11:46:03
88	180227M1_88	ST180227M1-13 PFC CS3 18B2317	28-Feb-18	11:57:30
89	180227M1_89	IPA	28-Feb-18	12:08:57
90	180227M1_90	1800342-21 WI-AF-EB01-021818 0.12006	28-Feb-18	12:20:24
91	180227M1_91	B8B0129-BS1 OPR 0.125	28-Feb-18	12:31:51
92	180227M1_92	B8B0129-BLK1 Method Blank 0.125	28-Feb-18	12:43:17
93	180227M1_93	B8B0129-MS1 Matrix Spike 0.11962	28-Feb-18	12:54:44
94	180227M1_94	B8B0129-MSD1 Matrix Spike Dup 0.12145	28-Feb-18	13:06:11
95	180227M1_95	1800332-01 OF-RW42B-MID01-0218 0.11601	28-Feb-18	13:17:38
96	180227M1_96	1800332-02 OF-RW42B-EFF01-0218 0.1211	28-Feb-18	13:29:08
97	180227M1_97	1800332-03 OF-RW42B-FB01-0218 0.12204	28-Feb-18	13:40:38
98	180227M1_98	1800332-04 OF-RW42C-INF01-0218 0.1208	28-Feb-18	13:52:07
99	180227M1_99	1800332-05 OF-RW42C-MID01-0218 0.12063	28-Feb-18	14:03:37

Vista Analytical Laboratory

Dataset: Untitled

Last Altered: Thursday, March 01, 2018 11:28:47 Pacific Standard Time
Printed: Thursday, March 01, 2018 11:28:58 Pacific Standard Time

Compound name: PFBA

	Name	ID	Acq.Date	Acq.Time
100	180227M1_100	1800332-06 OF-RW42C-EFF01-0218 0.11886	28-Feb-18	14:14:58
101	180227M1_101	1800332-07 OF-RW42C-FB01-0218 0.11859	28-Feb-18	14:26:25
102	180227M1_102	1800332-08 OF-INF01-WT-021418 0.11784	28-Feb-18	14:37:52
103	180227M1_103	1800332-09 OF-MID01-WT-021418 0.11976	28-Feb-18	14:49:19
104	180227M1_104	1800332-10 OF-FB01-WT-021418 0.12199	28-Feb-18	15:00:46
105	180227M1_105	1800332-11 OF-EFF01-WT-021418 0.12052	28-Feb-18	15:12:12
106	180227M1_106	1800332-12 OF-EFF01P-WT-021418 0.12067	28-Feb-18	15:23:42
107	180227M1_107	1800337-01 REEPDW189 0.12105	28-Feb-18	15:35:11
108	180227M1_108	1800338-01 REEPDW189FRB 0.12225	28-Feb-18	15:46:41
109	180227M1_109	IPA	28-Feb-18	15:58:10
110	180227M1_110	ST180227M1-14 PFC CS3 18B2317	28-Feb-18	16:09:37
111	180227M1_111	IPA	28-Feb-18	16:21:07
112	180227M1_112	1800339-01 WI-A06-MW-06-0218 0.11846	28-Feb-18	16:32:36
113	180227M1_113	1800339-02 WI-A06-FB01-021618 0.12165	28-Feb-18	16:44:06
114	180227M1_114	1800339-03 WI-A06-EB01-021618 0.12121	28-Feb-18	16:55:33
115	180227M1_115	1800339-04 WI-A06-S-01-0218 0.12143	28-Feb-18	17:07:03
116	180227M1_116	1800339-05 WI-A06-S-01P-0218 0.12184	28-Feb-18	17:18:32
117	180227M1_117	1800339-06 WI-A06-FB01-021918 0.12222	28-Feb-18	17:30:02
118	180227M1_118	IPA	28-Feb-18	17:41:23
119	180227M1_119	ST180227M1-15 PFC CS3 18B2317	28-Feb-18	17:52:50
120	180227M1_120	IPA	28-Feb-18	18:04:17

Vista Analytical Laboratory

Dataset: F:\Projects\PFAS.PRO\Results\180227M1\180027M1-38.qld

Last Altered: Wednesday, February 28, 2018 12:18:40 Pacific Standard Time
Printed: Wednesday, February 28, 2018 12:20:06 Pacific Standard Time

Method: F:\Projects\PFAS.PRO\MethDB\PFAS_FULL_80C_022718.mdb 28 Feb 2018 09:22:07
Calibration: F:\Projects\PFAS.PRO\CurveDB\C18_VAL-PFAS_Q4_02-27-18-FULL.cdb 28 Feb 2018 11:20:16

Name: 180227M1_38, Date: 28-Feb-2018, Time: 02:23:40, ID: ST180227M1-11 PFC CS3 18B2317, Description: PFC CS3 18B2317

PFBA

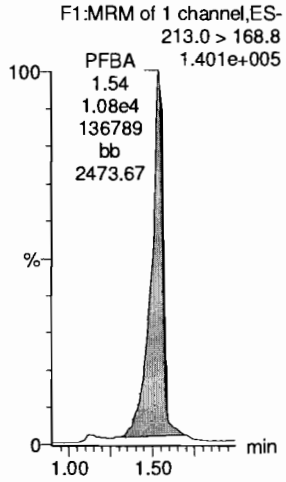

PFPeA

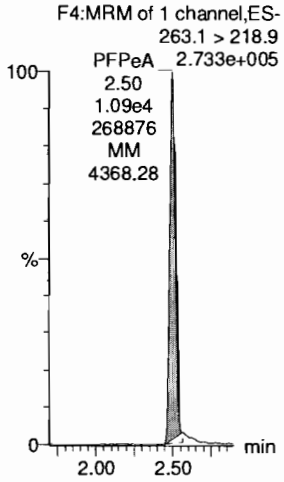

PFBS

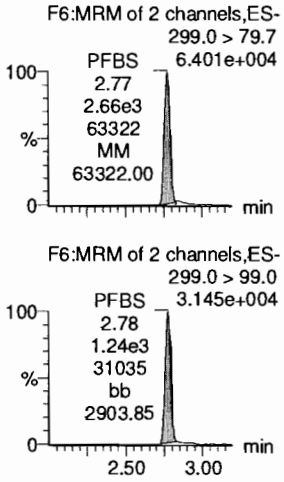

4:2 FTS

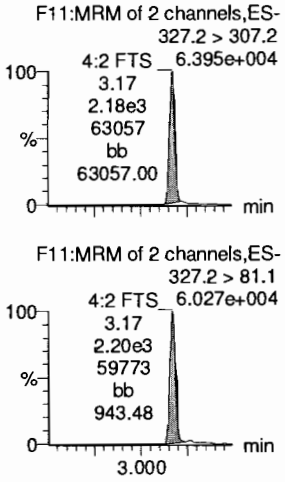

PFHxA

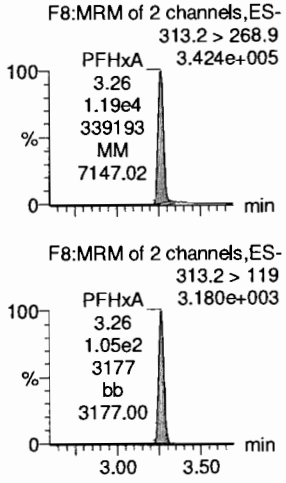

PFPeS

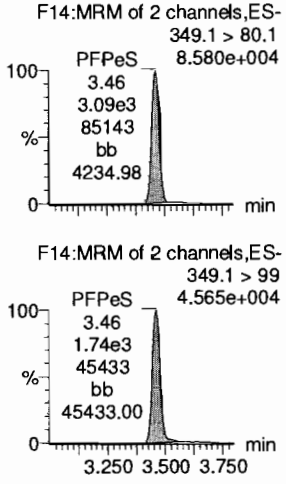

13C3-PFBA

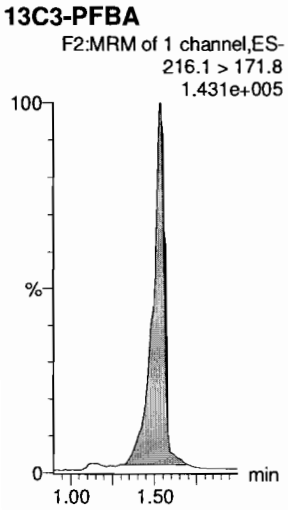

13C3-PFPeA

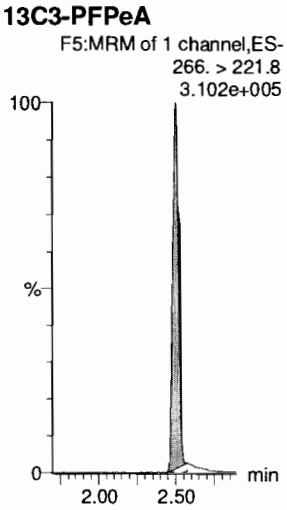

13C3-PFBS



13C3-PFBS

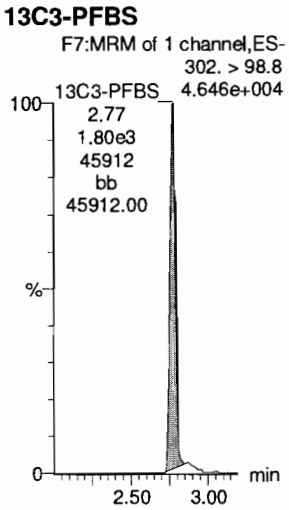

13C2-PFHxA

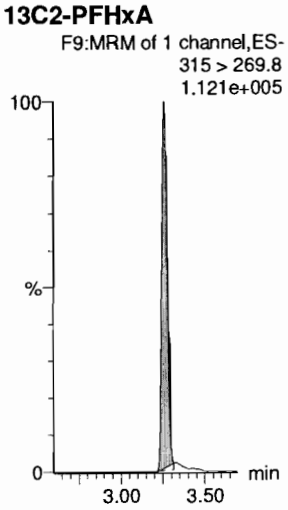

13C3-PFBS

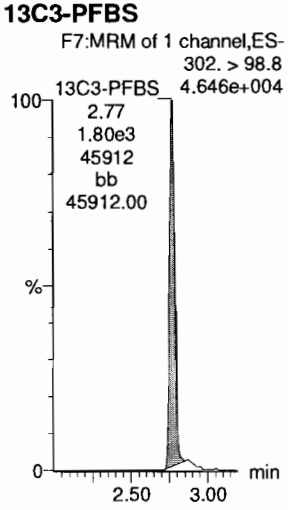

Dataset: F:\Projects\PFAS.PRO\Results\180227M1\180027M1-38.qld

Last Altered: Wednesday, February 28, 2018 12:18:40 Pacific Standard Time
Printed: Wednesday, February 28, 2018 12:20:06 Pacific Standard Time

Name: 180227M1_38, Date: 28-Feb-2018, Time: 02:23:40, ID: ST180227M1-11 PFC CS3 18B2317, Description: PFC CS3 18B2317

6:2 FTS

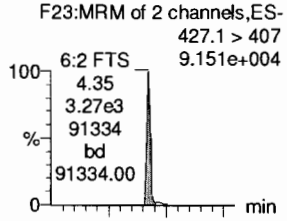

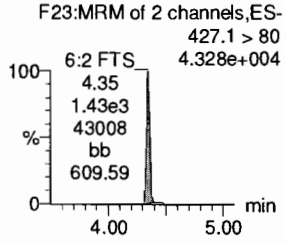

PFHpA

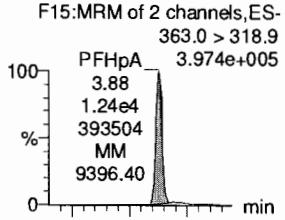

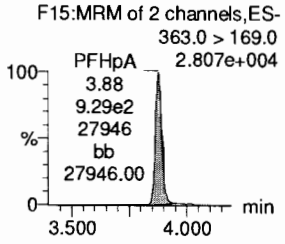

L-PFHxS

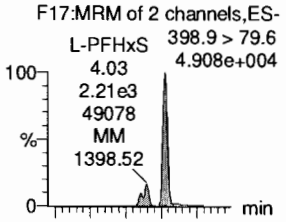

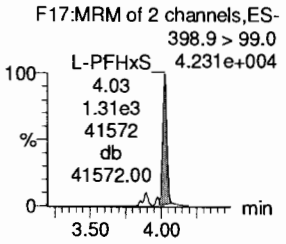

L-PFOA

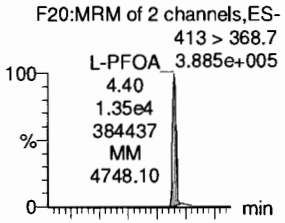

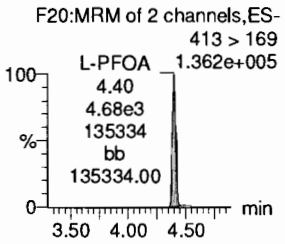

PFHpS

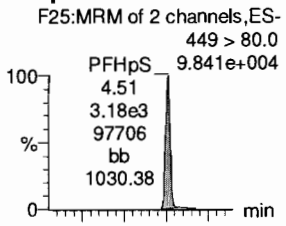

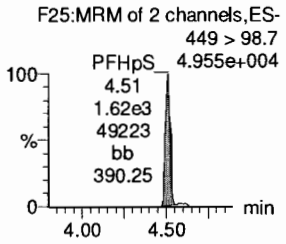

PFNA

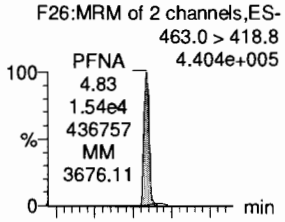

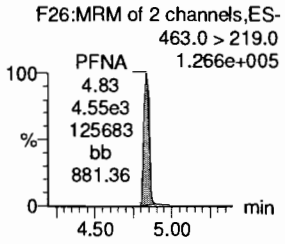

18O2-PFHxS

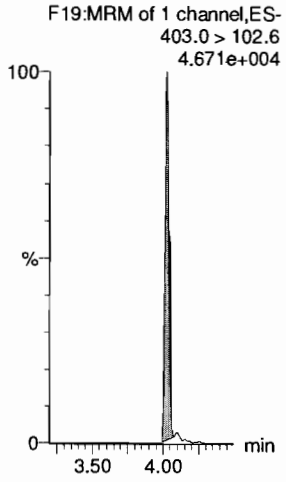

13C4-PFHpA

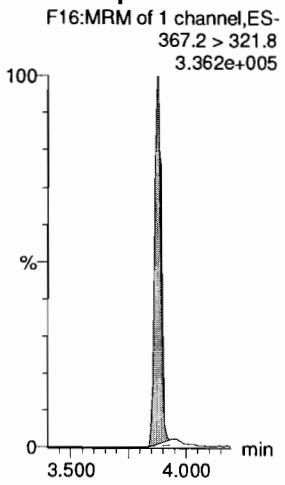

13C2-PFOA



13C2-PFOA



13C2-PFOA



13C5-PFNA

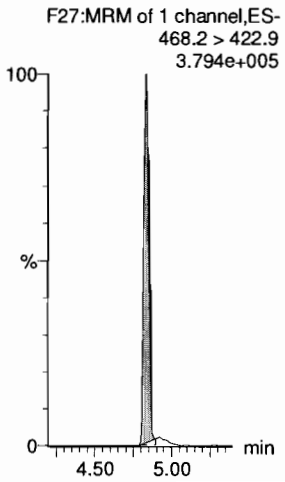

Dataset: F:\Projects\PFAS.PRO\Results\180227M1\180027M1-38.qld

Last Altered: Wednesday, February 28, 2018 12:18:40 Pacific Standard Time
Printed: Wednesday, February 28, 2018 12:20:06 Pacific Standard Time

Name: 180227M1_38, Date: 28-Feb-2018, Time: 02:23:40, ID: ST180227M1-11 PFC CS3 18B2317, Description: PFC CS3 18B2317

PFOSA

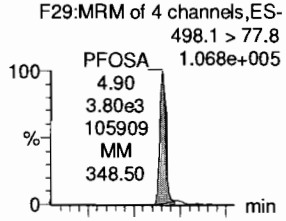

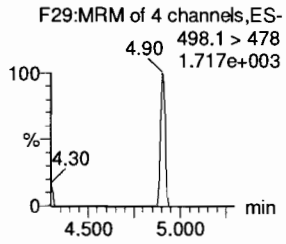

L-PFOS

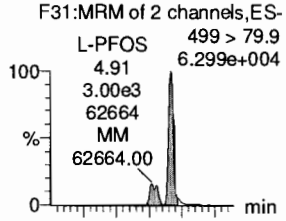

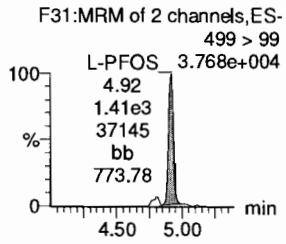

PFDA

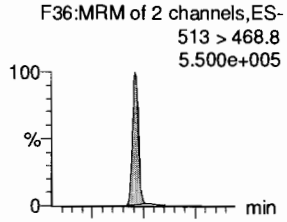

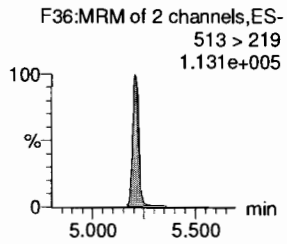

8:2 FTS

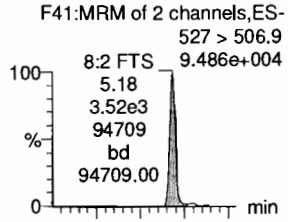

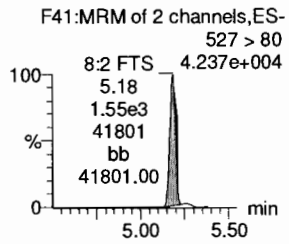

PFNS

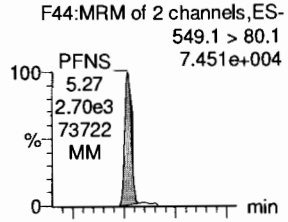

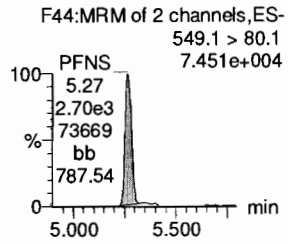

N-MeFOSAA

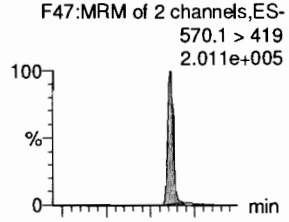

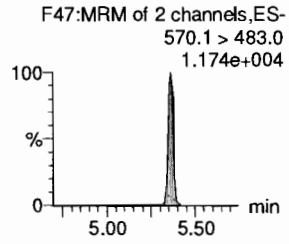

13C8-PFOSA

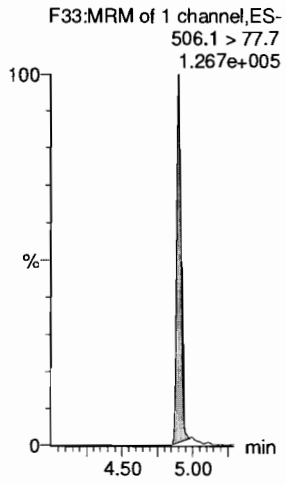

13C8-PFOS

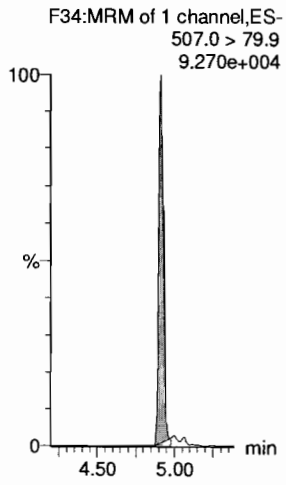

13C2-PFDA

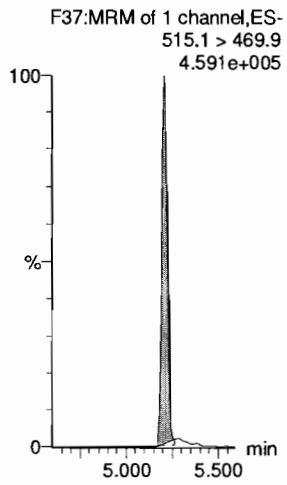

13C2-PFOA



13C2-PFOA



d3-N-MeFOSAA

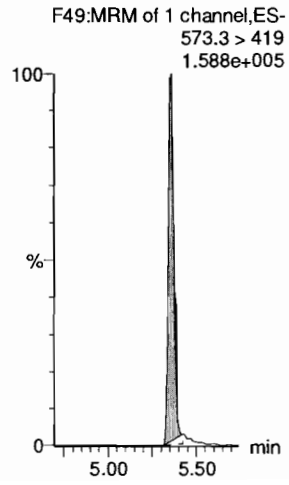

Dataset: F:\Projects\PFAS.PRO\Results\180227M1\180027M1-38.qld

Last Altered: Wednesday, February 28, 2018 12:18:40 Pacific Standard Time
Printed: Wednesday, February 28, 2018 12:20:06 Pacific Standard Time

Name: 180227M1_38, Date: 28-Feb-2018, Time: 02:23:40, ID: ST180227M1-11 PFC CS3 18B2317, Description: PFC CS3 18B2317

N-EtFOSAA

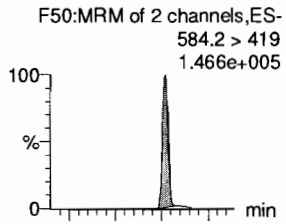

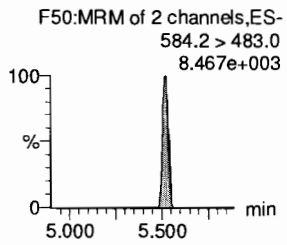

PFDoA

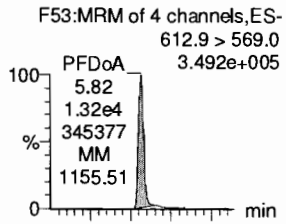

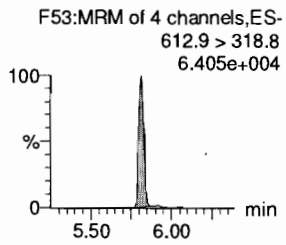

PFDS

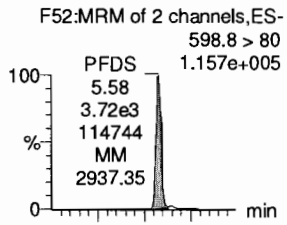

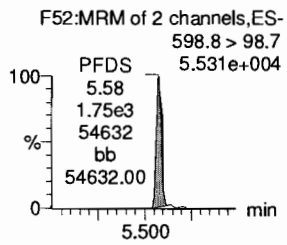

PFUdA

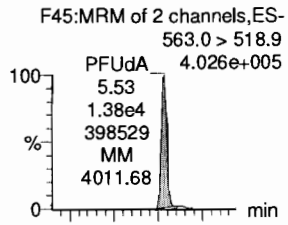

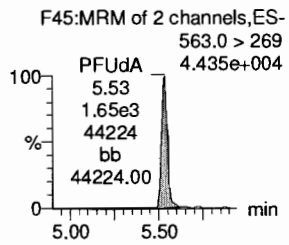

N-MeFOSA

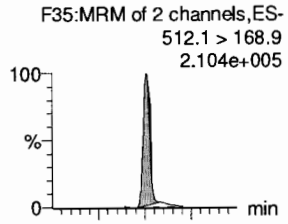

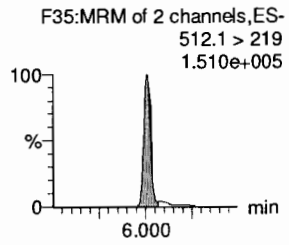

PFTrDA

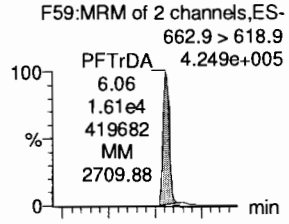

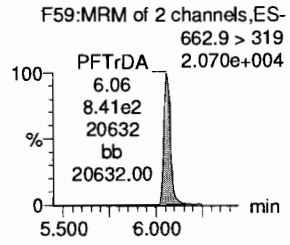

d5-N-EtFOSAA

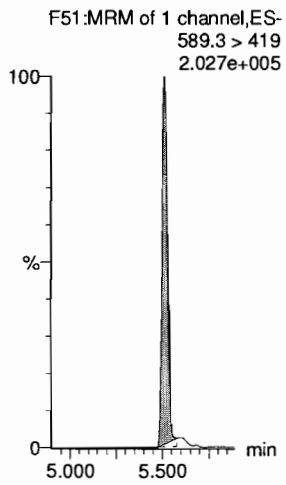

13C2-PFDoA

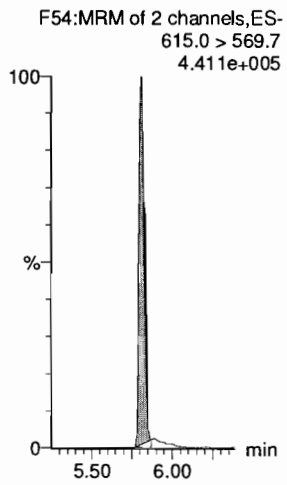

13C2-PFUdA

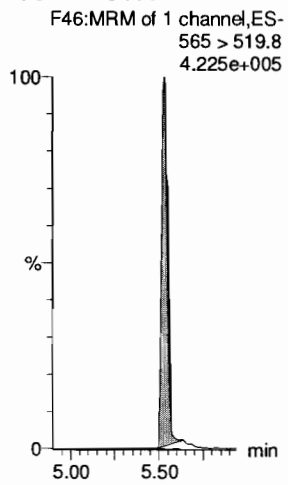

13C2-PFUdA

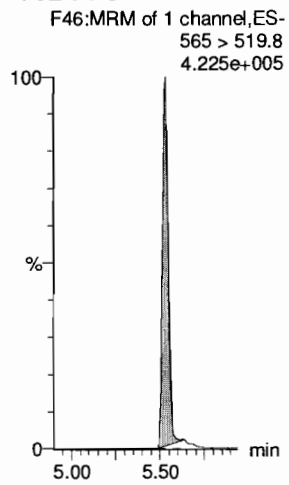

d3-N-MeFOSA

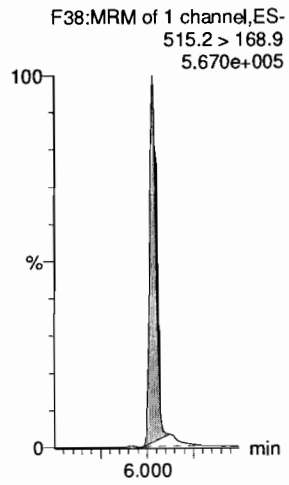

13C2-PFDoA

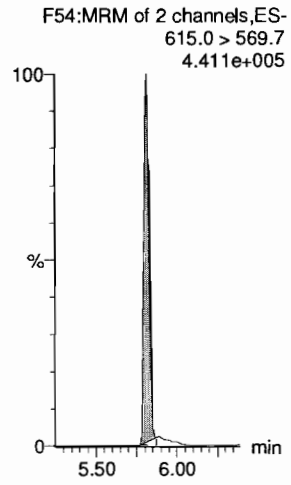

Dataset: F:\Projects\PFAS.PRO\Results\180227M1\180027M1-38.qld

Last Altered: Wednesday, February 28, 2018 12:18:40 Pacific Standard Time
Printed: Wednesday, February 28, 2018 12:20:06 Pacific Standard Time

Name: 180227M1_38, Date: 28-Feb-2018, Time: 02:23:40, ID: ST180227M1-11 PFC CS3 18B2317, Description: PFC CS3 18B2317

PFTeDA

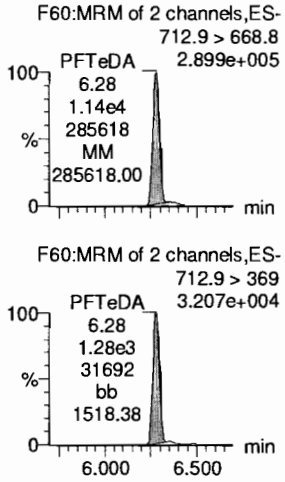

N-EtFOSA

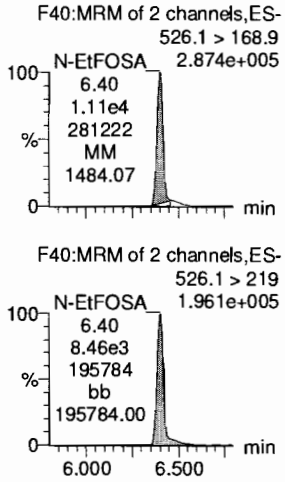

PFHxDA



PFODA

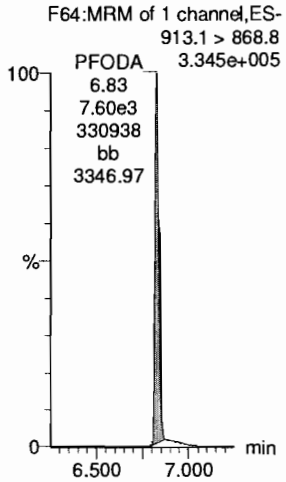

N-MeFOSE

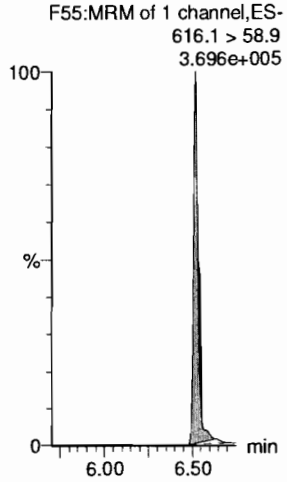

N-EtFOSE

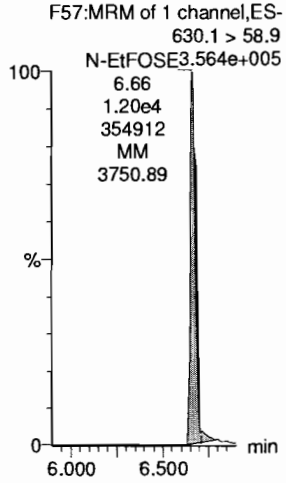

13C2-PFTeDA

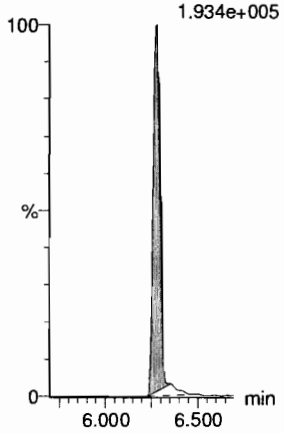

d5-N-ETFOSA

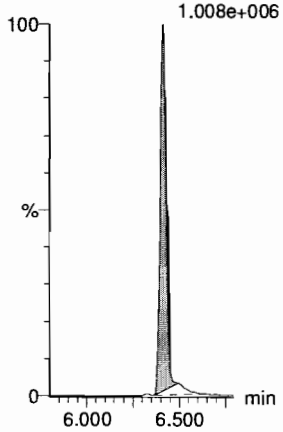

13C2-PFHxDA

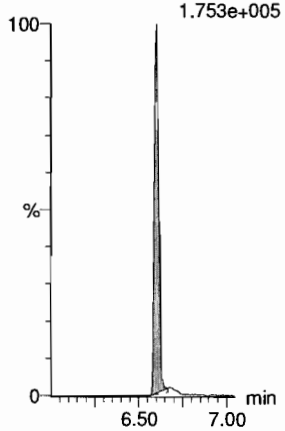

13C2-PFHxDA

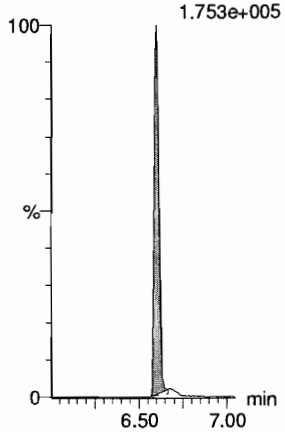

d7-N-MeFOSE

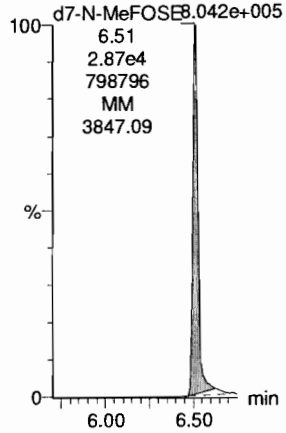

d9-N-EtFOSE

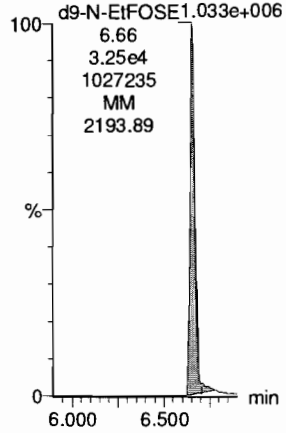

Dataset: F:\Projects\PFAS.PRO\Results\180227M1\180027M1-38.qld

Last Altered: Wednesday, February 28, 2018 12:18:40 Pacific Standard Time
Printed: Wednesday, February 28, 2018 12:20:06 Pacific Standard Time

Name: 180227M1_38, Date: 28-Feb-2018, Time: 02:23:40, ID: ST180227M1-11 PFC CS3 18B2317, Description: PFC CS3 18B2317

13C4-PFBA

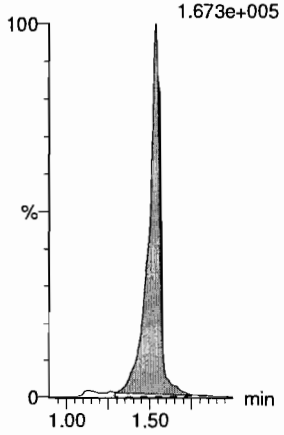

13C5-PFHxA

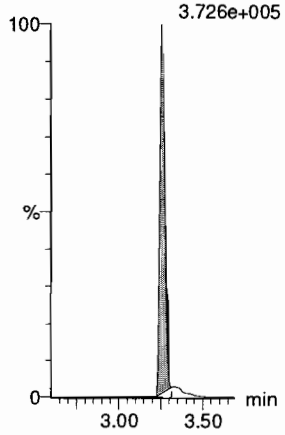

13C3-PFHxS

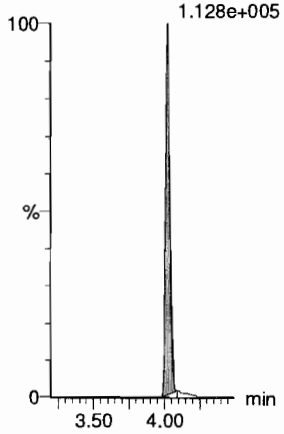

13C8-PFOA



13C9-PFNA

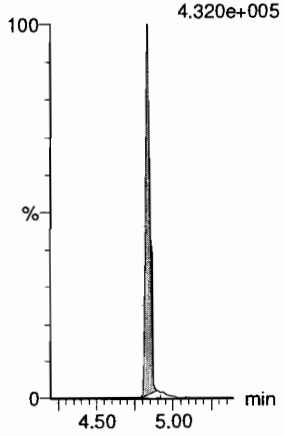

13C4-PFOS

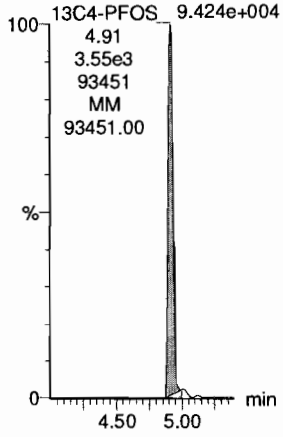

13C6-PFDA

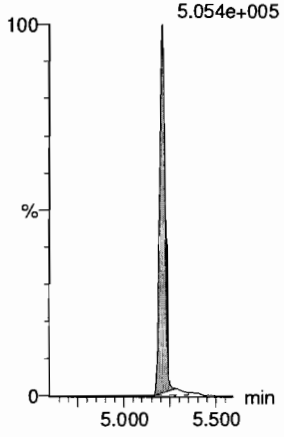

13C7-PFUdA

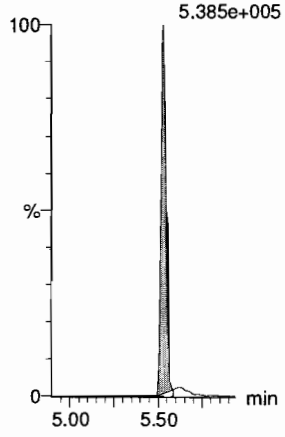

Vista Analytical Laboratory

Dataset: F:\Projects\PFAS.PRO\Results\180227M1\180027M1-68.qld

Last Altered: Wednesday, February 28, 2018 12:41:31 Pacific Standard Time
Printed: Wednesday, February 28, 2018 12:41:58 Pacific Standard Time

Rev 01 JA 03/01/2018

Method: F:\Projects\PFAS.PRO\MethDB\PFAS_FULL_80C_022718.mdb 28 Feb 2018 09:22:07
Calibration: F:\Projects\PFAS.PRO\CurveDB\C18_VAL-PFAS_Q4_02-27-18-FULL.cdb 28 Feb 2018 11:20:16

Name: 180227M1_68, Date: 28-Feb-2018, Time: 08:07:48, ID: ST180227M1-12 PFC CS0 18B2314, Description: PFC CS0 18B2314

	#	Name	Trace	Area	IS Area	RRF	Pred.RT	RT	y Axis Resp.	Conc.	%Rec	Recovery Out
1	1	PFBA	213.0 > 168.8	1.02e3	1.10e4		1.46	1.53	1.16	1.03	103.4	NO
2	2	PFPeA	263.1 > 218.9	1.27e3	1.59e4		2.31	2.50	0.999	1.08	108.4	NO
3	3	PFBS	299.0 > 79.7	3.69e2	2.02e3		2.60	2.76	2.28	1.29	128.5	NO
4	4	4:2 FTS	327.2>307.2	2.50e2	2.02e3		3.00	3.16	1.55	1.17	116.9	NO
5	5	PFHxA	313.2 > 268.9	1.48e3	4.73e3		3.19	3.25	1.56	0.987	98.7	NO
6	6	PFPeS	349.1>80.1	3.69e2	2.02e3		3.39	3.45	2.28	1.27	127.3	NO
7	7	PFHpA	363.0 > 318.9	1.37e3	1.16e4		3.81	3.87	1.48	1.13	113.0	NO
8	8	L-PFHxS	398.9 > 79.6	2.12e2	1.60e3		4.17	4.02	1.65	0.866	86.6	NO
9	10	6:2 FTS	427.1 > 407	3.36e2	1.96e4		4.28	4.34	0.214	1.04	103.7	NO
10	11	L-PFOA	413 > 368.7	1.35e3	1.96e4		4.40	4.39	0.861	0.770	77.0	NO
11	13	PFHpS	449 > 80.0	3.33e2	1.96e4		4.44	4.50	0.213	1.00	100.1	NO
12	14	PFNA	463.0 > 418.8	1.59e3	1.58e4		4.76	4.82	1.26	0.960	96.0	NO
13	15	PFOSA	498.1 > 77.8	4.08e2	5.41e3		4.83	4.89	0.943	0.866	86.6	NO
14	16	L-PFOS	499 > 79.9	3.96e2	4.48e3		4.69	4.90	1.10	1.16	116.4	NO
15	18	PFDA	513 > 468.8	2.05e3	1.60e4		5.14	5.20	1.61	1.04	104.4	NO
16	19	8:2 FTS	527 > 506.9	3.17e2	1.96e4		5.12	5.17	0.202	0.812	81.2	NO
17	20	PFNS	549.1>80.1	3.06e2	4.48e3		5.08	5.26	0.853	0.962	96.2	NO
18	21	N-MeFOSAA	570.1 > 419	6.14e2	7.45e3		5.29	5.35	1.03	0.702	70.2	NO
19	22	N-EtFOSAA	584.2 > 419	5.07e2	7.85e3		5.45	5.50	0.807	0.771	77.1	NO
20	23	PFUdA	563.0 > 518.9	1.48e3	1.92e4		5.46	5.52	0.963	0.979	97.9	NO
21	24	PFDS	598.8 > 80	3.88e2	1.92e4		5.51	5.56	0.252	0.914	91.4	NO
22	25	PFDoA	612.9 > 569.0	1.51e3	1.90e4		5.74	5.80	0.995	0.867	86.7	NO
23	26	N-MeFOSA	512.1 > 168.9	9.54e2	2.45e4		5.84	5.99	5.83	6.45	129.0	NO
24	27	PFTrDA	662.9 > 618.9	1.95e3	1.90e4		5.98	6.05	1.29	0.960	96.0	NO
25	28	PFTeDA	712.9 > 668.8	1.49e3	7.96e3		6.20	6.26	2.34	1.05	104.6	NO
26	29	N-EtFOSA	526.1 > 168.9	1.28e3	4.08e4		6.22	6.39	4.70	5.55	110.9	NO
27	30	PFHxDA	813.1 > 768.6	8.19e2	5.85e3		6.51	6.59	0.700	1.03	103.3	NO
28	31	PFODA	913.1 > 868.8	9.44e2	5.85e3		6.74	6.82	0.806	1.05	105.4	NO
29	32	N-MeFOSE	616.1 > 58.9	1.23e3	3.66e4		6.31	6.51	5.03	4.82	96.4	NO
30	33	N-EtFOSE	630.1 > 58.9	1.14e3	3.08e4		6.45	6.66	5.54	4.06	81.3	NO
31	34	13C3-PFBA	216.1 > 171.8	1.10e4	1.25e4	0.940	1.46	1.53	11.0	11.7	93.4	NO
32	35	13C3-PFPeA	266. > 221.8	1.59e4	1.64e4	0.948	2.42	2.49	12.1	12.8	102.3	NO

Vista Analytical Laboratory

Dataset: F:\Projects\PFAS.PRO\Results\180227M1\180027M1-68.qld

Last Altered: Wednesday, February 28, 2018 12:41:31 Pacific Standard Time
Printed: Wednesday, February 28, 2018 12:41:58 Pacific Standard Time

Name: 180227M1_68, Date: 28-Feb-2018, Time: 08:07:48, ID: ST180227M1-12 PFC CS0 18B2314, Description: PFC CS0 18B2314

	#	Name	Trace	Area	IS Area	RRF	Pred.RT	RT	y Axis Resp.	Conc.	%Rec	Recovery Out
33	36	13C3-PFBS	302. > 98.8	2.02e3	1.64e4	0.131	2.69	2.76	1.54	11.7	93.6	NO
34	37	13C2-PFHxA	315 > 269.8	4.73e3	1.64e4	0.740	3.19	3.26	3.60	4.86	97.2	NO
35	38	13C4-PFHpA	367.2 > 321.8	1.16e4	1.64e4	0.776	3.81	3.87	8.83	11.4	91.0	NO
36	39	18O2-PFHxS	403.0 > 102.6	1.60e3	3.91e3	0.412	3.96	4.02	5.13	12.4	99.5	NO
37	40	13C2-PFOA	414.9 > 369.7	1.96e4	1.33e4	1.891	4.33	4.39	18.4	9.73	77.8	NO
38	41	13C5-PFNA	468.2 > 422.9	1.58e4	1.60e4	0.959	4.76	4.83	12.4	12.9	103.1	NO
39	42	13C8-PFOSA	506.1 > 77.7	5.41e3	1.84e4	0.308	4.83	4.89	3.68	11.9	95.6	NO
40	43	13C8-PFOS	507.0 > 79.9	4.48e3	4.13e3	1.096	4.84	4.90	13.6	12.4	98.9	NO
41	44	13C2-PFDA	515.1 > 469.9	1.60e4	1.84e4	0.926	5.14	5.20	10.9	11.7	94.0	NO
42	45	d3-N-MeFOSAA	573.3 > 419	7.45e3	1.84e4	0.359	5.29	5.35	5.07	14.1	113.0	NO
43	46	d5-N-EtFOSAA	589.3 > 419	7.85e3	1.84e4	0.435	5.45	5.50	5.33	12.3	98.2	NO
44	47	13C2-PFUdA	565 > 519.8	1.92e4	1.84e4	1.138	5.46	5.52	13.1	11.5	92.0	NO
45	48	13C2-PFDoA	615.0 > 569.7	1.90e4	1.84e4	1.059	5.74	5.80	12.9	12.2	97.5	NO
46	49	d3-N-MeFOSA	515.2 > 168.9	2.45e4	1.84e4	0.151	5.84	6.02	16.7	111	73.7	NO
47	50	13C2-PFTeDA	714.8 > 669.6	7.96e3	1.84e4	0.484	6.20	6.26	5.41	11.2	89.5	NO
48	51	d5-N-ETFOSA	531.1 > 168.9	4.08e4	1.84e4	0.215	6.22	6.41	27.7	129	86.0	NO
49	52	13C2-PFHxDA	815 > 769.7	5.85e3	1.84e4	0.741	6.51	6.59	3.98	5.37	107.4	NO
50	53	d7-N-MeFOSE	623.1 > 58.9	3.66e4	1.84e4	0.186	6.31	6.51	24.9	133	89.0	NO
51	54	d9-N-EtFOSE	639.2 > 58.8	3.08e4	1.84e4	0.159	6.45	6.65	21.0	132	87.7	NO
52	55	13C4-PFBA	217. > 171.8	1.25e4	1.25e4	1.000	1.46	1.53	12.5	12.5	100.0	NO
53	56	13C5-PFHxA	318 > 272.9	1.64e4	1.64e4	1.000	3.19	3.25	12.5	12.5	100.0	NO
54	57	13C3-PFHxS	401.9 > 79.9	3.91e3	3.91e3	1.000	3.96	4.02	12.5	12.5	100.0	NO
55	58	13C8-PFOA	421.3 > 376	1.33e4	1.33e4	1.000	4.33	4.39	12.5	12.5	100.0	NO
56	59	13C9-PFNA	472.2 > 426.9	1.60e4	1.60e4	1.000	4.70	4.83	12.5	12.5	100.0	NO
57	60	13C4-PFOS	503 > 79.9	4.13e3	4.13e3	1.000	4.84	4.90	12.5	12.5	100.0	NO
58	61	13C6-PFDA	519.1 > 473.7	1.84e4	1.84e4	1.000	5.14	5.20	12.5	12.5	100.0	NO
59	62	13C7-PFUdA	570.1 > 524.8	1.84e4	1.84e4	1.000	5.46	5.52	12.5	12.5	100.0	NO

Vista Analytical Laboratory

Dataset: Untitled

Last Altered: Thursday, March 01, 2018 11:28:47 Pacific Standard Time
Printed: Thursday, March 01, 2018 11:28:58 Pacific Standard Time

Method: F:\Projects\PFAS.PRO\MethDB\PFAS_FULL_80C_022718.mdb 28 Feb 2018 13:19:45
Calibration: F:\Projects\PFAS.PRO\CurveDB\C18_VAL-PFAS_Q4_02-27-18-FULL.cdb 28 Feb 2018 11:20:16

Compound name: PFBA

	Name	ID	Acq.Date	Acq.Time
1	180227M1_1	IPA	27-Feb-18	19:19:16
2	180227M1_2	ST180227M1-1 PFC CS-2 18B2312	27-Feb-18	19:30:40
3	180227M1_3	ST180227M1-2 PFC CS-1 18B2313	27-Feb-18	19:42:07
4	180227M1_4	ST180227M1-3 PFC CS0 18B2314	27-Feb-18	19:53:34
5	180227M1_5	ST180227M1-4 PFC CS1 18B2315	27-Feb-18	20:05:03
6	180227M1_6	ST180227M1-5 PFC CS2 18B2316	27-Feb-18	20:16:34
7	180227M1_7	ST180227M1-6 PFC CS3 18B2317	27-Feb-18	20:28:00
8	180227M1_8	ST180227M1-7 PFC CS4 18B2318	27-Feb-18	20:39:30
9	180227M1_9	ST180227M1-8 PFC CS5 18B2319	27-Feb-18	20:51:00
10	180227M1_10	ST180227M1-9 PFC CS6 18B2320	27-Feb-18	21:02:27
11	180227M1_11	ST180227M1-10 PFC CS7 18B2321	27-Feb-18	21:13:56
12	180227M1_12	IPA	27-Feb-18	21:25:26
13	180227M1_13	ICV180227M1-1 PFC ICV 18B2311	27-Feb-18	21:36:56
14	180227M1_14	IPA	27-Feb-18	21:48:26
15	180227M1_15	1800170-01@5X MBR Grab 0.02037	27-Feb-18	21:59:52
16	180227M1_16	1800170-02@20x TANK 3 Comp 0.02084	27-Feb-18	22:11:23
17	180227M1_17	B8B0010-BS1 OPR 0.25	27-Feb-18	22:22:52
18	180227M1_18	B8B0010-MSD1 Matrix Spike Dup 0.11689	27-Feb-18	22:34:19
19	180227M1_19	B8B0010-MS1 Matrix Spike 0.11755	27-Feb-18	22:45:46
20	180227M1_20	B8B0096-BS1 OPR 0.125	27-Feb-18	22:57:13
21	180227M1_21	B8B0096-BLK1 Method Blank 0.125	27-Feb-18	23:08:40
22	180227M1_22	B8B0096-MS1 Matrix Spike 0.11568	27-Feb-18	23:20:09
23	180227M1_23	B8B0096-MSD1 Matrix Spike Dup 0.1188	27-Feb-18	23:31:38
24	180227M1_24	1800298-01 REEPDW155 0.11708	27-Feb-18	23:43:09
25	180227M1_25	1800298-02 REEPDW156 0.11596	27-Feb-18	23:54:38
26	180227M1_26	1800298-03 REEPDW157 0.12015	28-Feb-18	00:06:08
27	180227M1_27	1800298-04 REEPDW158 0.1178	28-Feb-18	00:17:39
28	180227M1_28	1800298-05 REEPDW159 0.11737	28-Feb-18	00:29:05
29	180227M1_29	1800299-01 REEPDW155FRB 0.11474	28-Feb-18	00:40:35
30	180227M1_30	1800299-02 REEPDW156FRB 0.1178	28-Feb-18	00:52:05
31	180227M1_31	1800299-03 REEPDW157FRB 0.11643	28-Feb-18	01:03:32

Vista Analytical Laboratory

Dataset: Untitled

Last Altered: Thursday, March 01, 2018 11:28:47 Pacific Standard Time
Printed: Thursday, March 01, 2018 11:28:58 Pacific Standard Time

Compound name: PFBA

	Name	ID	Acq.Date	Acq.Time
32	180227M1_32	1800299-04 REEPDW158FRB 0.11892	28-Feb-18	01:14:59
33	180227M1_33	1800299-05 REEPDW159FRB 0.11693	28-Feb-18	01:26:25
34	180227M1_34	1800301-01 REEPDW160 0.11595	28-Feb-18	01:37:52
35	180227M1_35	1800301-02 REEPDW515 0.11695	28-Feb-18	01:49:19
36	180227M1_36	1800301-03 REEPDW161 0.11505	28-Feb-18	02:00:46
37	180227M1_37	IPA	28-Feb-18	02:12:13
38	180227M1_38	ST180227M1-11 PFC CS3 18B2317	28-Feb-18	02:23:40
39	180227M1_39	IPA	28-Feb-18	02:35:07
40	180227M1_40	1800301-04 REEPDW162 0.11664	28-Feb-18	02:46:37
41	180227M1_41	1800301-05 REEPDW163 0.11483	28-Feb-18	02:58:04
42	180227M1_42	1800302-01 REEPDW160FRB 0.11761	28-Feb-18	03:09:34
43	180227M1_43	1800302-02 REEPDW161FRB 0.1172	28-Feb-18	03:21:01
44	180227M1_44	1800302-03 REEPDW162FRB 0.11535	28-Feb-18	03:32:30
45	180227M1_45	1800302-04 REEPDW163FRB 0.11575	28-Feb-18	03:44:00
46	180227M1_46	1800308-11 OF-FB54-0218 0.11801	28-Feb-18	03:55:29
47	180227M1_47	1800308-16 OF-RW24-0218 0.11552	28-Feb-18	04:06:59
48	180227M1_48	1800308-17 OF-FB24-0218 0.11631	28-Feb-18	04:18:28
49	180227M1_49	1800308-18 OF-RW46-0218 0.11424	28-Feb-18	04:29:50
50	180227M1_50	B8B0126-BS1 OPR 0.125	28-Feb-18	04:41:17
51	180227M1_51	B8B0126-BSD1 LCSD 0.125	28-Feb-18	04:52:44
52	180227M1_52	B8B0126-BLK1 Method Blank 0.125	28-Feb-18	05:04:13
53	180227M1_53	1800333-01 REEPDW186 0.12089	28-Feb-18	05:15:40
54	180227M1_54	1800333-02 REEPDW187 0.11479	28-Feb-18	05:27:10
55	180227M1_55	1800333-03 REEPDW188 0.12197	28-Feb-18	05:38:37
56	180227M1_56	1800333-04 REEPDW153 0.12159	28-Feb-18	05:50:06
57	180227M1_57	1800334-01 REEPDW186FRB 0.12155	28-Feb-18	06:01:33
58	180227M1_58	1800334-02 REEPDW187FRB 0.12044	28-Feb-18	06:13:03
59	180227M1_59	1800334-03 REEPDW188FRB 0.12213	28-Feb-18	06:24:32
60	180227M1_60	1800334-04 REEPDW153FRB 0.12039	28-Feb-18	06:36:01
61	180227M1_61	B8B0130-BS1 OPR 0.125	28-Feb-18	06:47:28
62	180227M1_62	B8B0130-BLK1 Method Blank 0.125	28-Feb-18	06:58:58
63	180227M1_63	B8B0130-MS1 Matrix Spike 0.11711	28-Feb-18	07:10:26
64	180227M1_64	B8B0130-MSD1 Matrix Spike Dup 0.11705	28-Feb-18	07:21:55
65	180227M1_65	1800340-01 WI-AF-MW-614-0218 0.11804	28-Feb-18	07:33:26

Vista Analytical Laboratory

Dataset: Untitled

Last Altered: Thursday, March 01, 2018 11:28:47 Pacific Standard Time
Printed: Thursday, March 01, 2018 11:28:58 Pacific Standard Time

Compound name: PFBA

(R) over 10 samples, invalid.

	Name	ID	Acq.Date	Acq.Time
66	180227M1_66	1800340-02 WI-AF-MW-613-0218 0.11332	28-Feb-18	07:44:52
67	180227M1_67	IPA	28-Feb-18	07:56:19
68	180227M1_68	ST180227M1-12 PFC CS0 18B2314	28-Feb-18	08:07:48
69	180227M1_69	IPA	28-Feb-18	08:19:18
70	180227M1_70	1800340-03 WI-AF-FB02-021418 0.12011	28-Feb-18	08:30:48
71	180227M1_71	1800340-04 WI-AF-EB02-021418 0.12032	28-Feb-18	08:42:17
72	180227M1_72	1800340-05 WI-AF-MW-612-0218 0.12001	28-Feb-18	08:53:47
73	180227M1_73	1800340-06 WI-AF-EB02-021518 0.12104	28-Feb-18	09:05:16
74	180227M1_74	1800340-07 WI-AF-MW-608-0218 0.11965	28-Feb-18	09:16:42
75	180227M1_75	1800340-08 WI-AF-MW-606-0218 0.11972	28-Feb-18	09:28:12
76	180227M1_76	1800340-09 WI-AF-MW-606P-0218 0.11838	28-Feb-18	09:39:41
77	180227M1_77	1800340-10 WI-AF-FB02-021618 0.12267	28-Feb-18	09:51:11
78	180227M1_78	1800340-11 WI-AF-MW-607-0218 0.11368	28-Feb-18	10:02:41
79	180227M1_79	1800340-12 WI-AF-MW-605-0218 0.11974	28-Feb-18	10:14:10
80	180227M1_80	1800340-13 WI-AF-MW-609-0218 0.11956	28-Feb-18	10:25:40
81	180227M1_81	1800341-01 WI-AF-MW-N3-12-0218 0.11794	28-Feb-18	10:37:10
82	180227M1_82	1800341-02 WI-AF-3-MW-2-0218 0.12097	28-Feb-18	10:48:39
83	180227M1_83	1800341-03 WI-AF-N29-22D-0218 0.11995	28-Feb-18	11:00:08
84	180227M1_84	1800341-04 WI-AF-FB01-021918 0.11668	28-Feb-18	11:11:38
85	180227M1_85	1800341-05 WI-AF-EB01-021918 0.12143	28-Feb-18	11:23:07
86	180227M1_86	1800342-20 WI-AF-MW-200-0218 0.11976 (R)	28-Feb-18	11:34:36
87	180227M1_87	IPA	28-Feb-18	11:46:03
88	180227M1_88	ST180227M1-13 PFC CS3 18B2317	28-Feb-18	11:57:30
89	180227M1_89	IPA	28-Feb-18	12:08:57
90	180227M1_90	1800342-21 WI-AF-EB01-021818 0.12006	28-Feb-18	12:20:24
91	180227M1_91	B8B0129-BS1 OPR 0.125	28-Feb-18	12:31:51
92	180227M1_92	B8B0129-BLK1 Method Blank 0.125	28-Feb-18	12:43:17
93	180227M1_93	B8B0129-MS1 Matrix Spike 0.11962	28-Feb-18	12:54:44
94	180227M1_94	B8B0129-MSD1 Matrix Spike Dup 0.12145	28-Feb-18	13:06:11
95	180227M1_95	1800332-01 OF-RW42B-MID01-0218 0.11601	28-Feb-18	13:17:38
96	180227M1_96	1800332-02 OF-RW42B-EFF01-0218 0.1211	28-Feb-18	13:29:08
97	180227M1_97	1800332-03 OF-RW42B-FB01-0218 0.12204	28-Feb-18	13:40:38
98	180227M1_98	1800332-04 OF-RW42C-INF01-0218 0.1208	28-Feb-18	13:52:07
99	180227M1_99	1800332-05 OF-RW42C-MID01-0218 0.12063	28-Feb-18	14:03:37

Vista Analytical Laboratory

Dataset: Untitled

Last Altered: Thursday, March 01, 2018 11:28:47 Pacific Standard Time
Printed: Thursday, March 01, 2018 11:28:58 Pacific Standard Time

Compound name: PFBA

	Name	ID	Acq.Date	Acq.Time
100	180227M1_100	1800332-06 OF-RW42C-EFF01-0218 0.11886	28-Feb-18	14:14:58
101	180227M1_101	1800332-07 OF-RW42C-FB01-0218 0.11859	28-Feb-18	14:26:25
102	180227M1_102	1800332-08 OF-INF01-WT-021418 0.11784	28-Feb-18	14:37:52
103	180227M1_103	1800332-09 OF-MID01-WT-021418 0.11976	28-Feb-18	14:49:19
104	180227M1_104	1800332-10 OF-FB01-WT-021418 0.12199	28-Feb-18	15:00:46
105	180227M1_105	1800332-11 OF-EFF01-WT-021418 0.12052	28-Feb-18	15:12:12
106	180227M1_106	1800332-12 OF-EFF01P-WT-021418 0.12067	28-Feb-18	15:23:42
107	180227M1_107	1800337-01 REEPDW189 0.12105	28-Feb-18	15:35:11
108	180227M1_108	1800338-01 REEPDW189FRB 0.12225	28-Feb-18	15:46:41
109	180227M1_109	IPA	28-Feb-18	15:58:10
110	180227M1_110	ST180227M1-14 PFC CS3 18B2317	28-Feb-18	16:09:37
111	180227M1_111	IPA	28-Feb-18	16:21:07
112	180227M1_112	1800339-01 WI-A06-MW-06-0218 0.11846	28-Feb-18	16:32:36
113	180227M1_113	1800339-02 WI-A06-FB01-021618 0.12165	28-Feb-18	16:44:06
114	180227M1_114	1800339-03 WI-A06-EB01-021618 0.12121	28-Feb-18	16:55:33
115	180227M1_115	1800339-04 WI-A06-S-01-0218 0.12143	28-Feb-18	17:07:03
116	180227M1_116	1800339-05 WI-A06-S-01P-0218 0.12184	28-Feb-18	17:18:32
117	180227M1_117	1800339-06 WI-A06-FB01-021918 0.12222	28-Feb-18	17:30:02
118	180227M1_118	IPA	28-Feb-18	17:41:23
119	180227M1_119	ST180227M1-15 PFC CS3 18B2317	28-Feb-18	17:52:50
120	180227M1_120	IPA	28-Feb-18	18:04:17

Vista Analytical Laboratory

Dataset: F:\Projects\PFAS.PRO\Results\180227M1\180027M1-68.qld

Last Altered: Wednesday, February 28, 2018 12:41:31 Pacific Standard Time
Printed: Wednesday, February 28, 2018 12:41:58 Pacific Standard Time

Method: F:\Projects\PFAS.PRO\MethDB\PFAS_FULL_80C_022718.mdb 28 Feb 2018 09:22:07
Calibration: F:\Projects\PFAS.PRO\CurveDB\C18_VAL-PFAS_Q4_02-27-18-FULL.cdb 28 Feb 2018 11:20:16

Name: 180227M1_68, Date: 28-Feb-2018, Time: 08:07:48, ID: ST180227M1-12 PFC CS0 18B2314, Description: PFC CS0 18B2314

PFBA

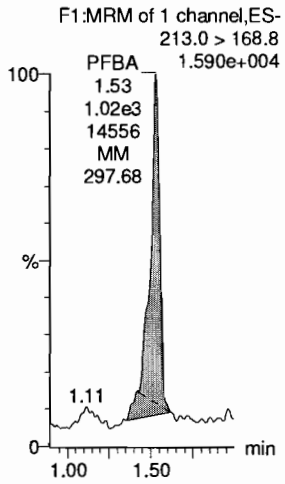

PFPeA

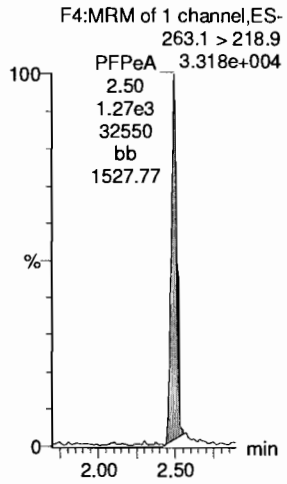

PFBS

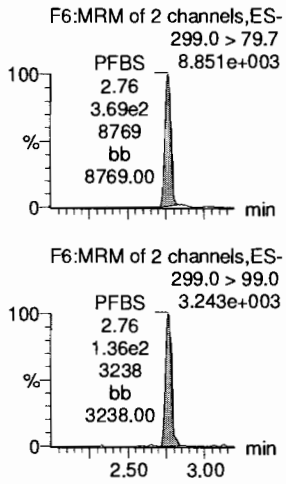

4:2 FTS

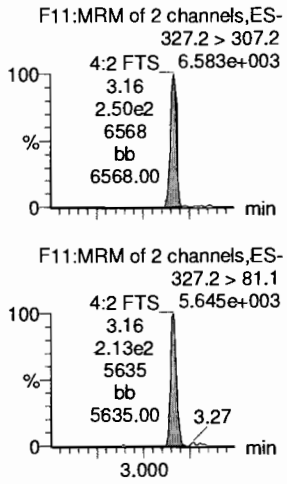

PFHxA

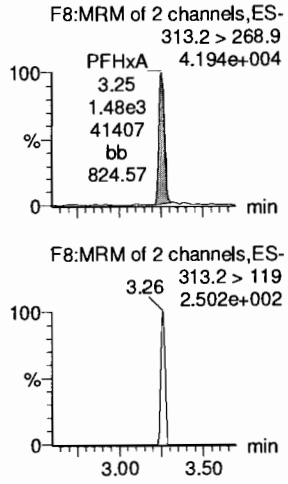

PFPeS

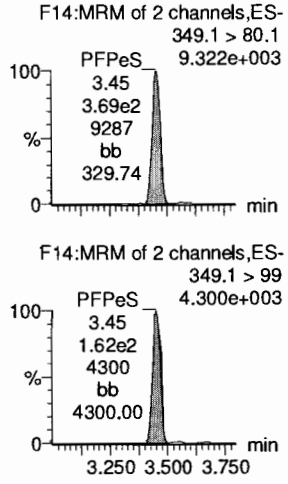

13C3-PFBA

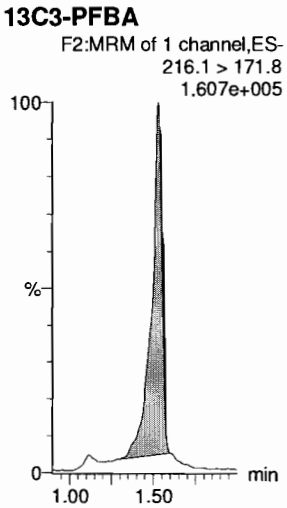

13C3-PFPeA

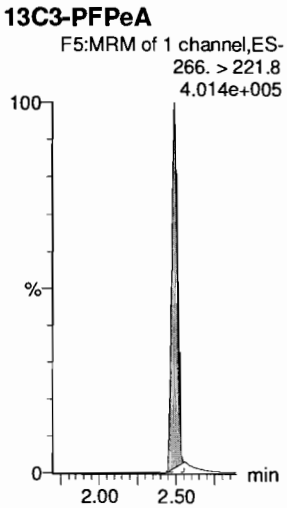

13C3-PFBS

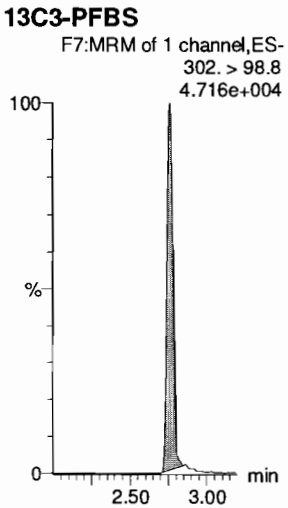

13C3-PFBS

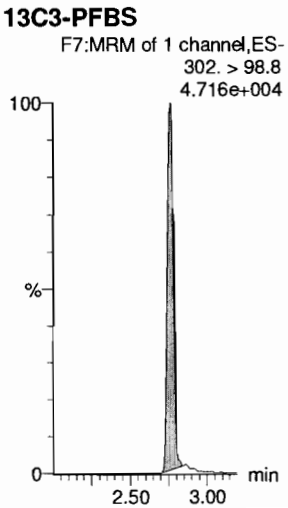

13C2-PFHxA

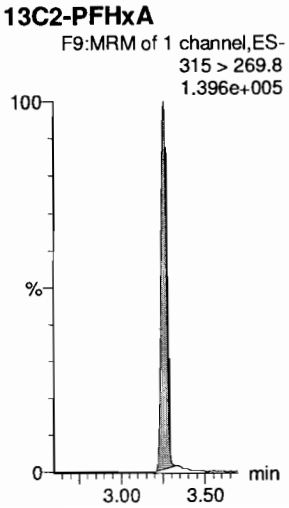

13C3-PFBS

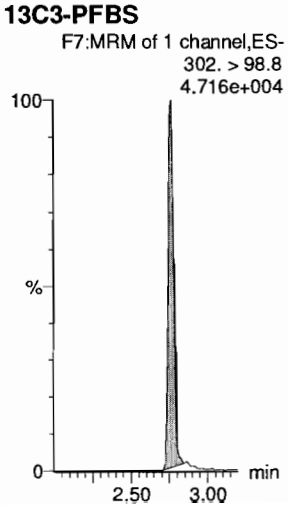

Dataset: F:\Projects\PFAS.PRO\Results\180227M1\180027M1-68.qld

Last Altered: Wednesday, February 28, 2018 12:41:31 Pacific Standard Time
Printed: Wednesday, February 28, 2018 12:41:58 Pacific Standard Time

Name: 180227M1_68, Date: 28-Feb-2018, Time: 08:07:48, ID: ST180227M1-12 PFC CS0 18B2314, Description: PFC CS0 18B2314

6:2 FTS

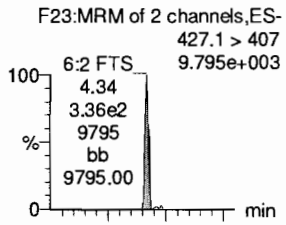

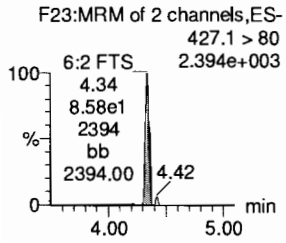

PFHpA

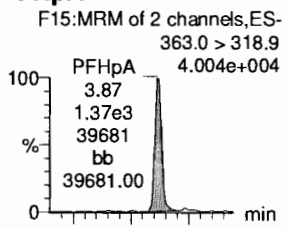

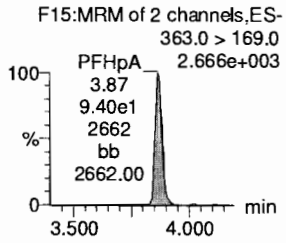

L-PFHxS

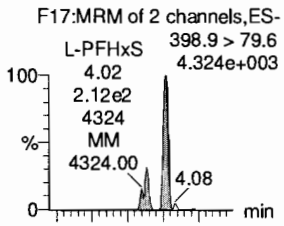

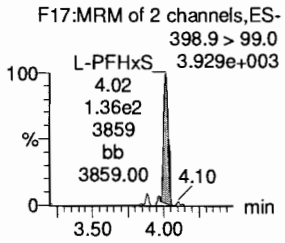

L-PFOA

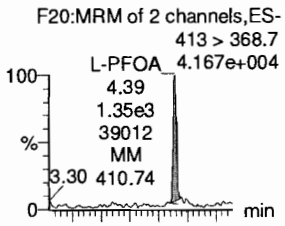

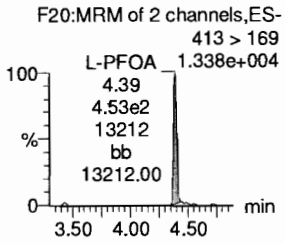

PFHpS

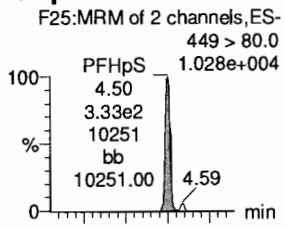

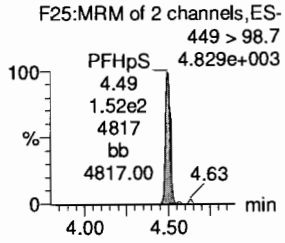

PFNA

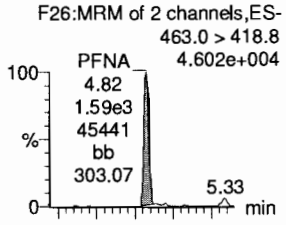

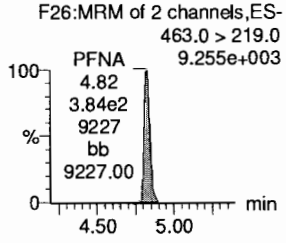

18O2-PFHxS

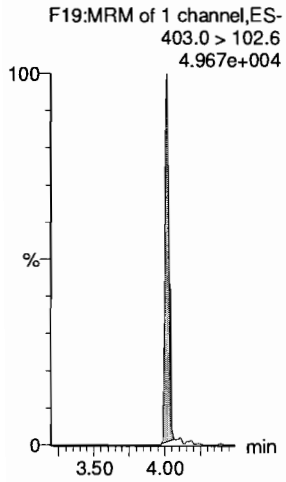

13C4-PFHpA

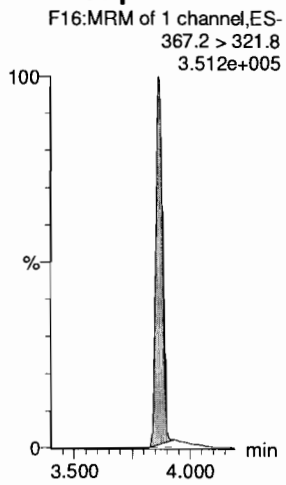

13C2-PFOA

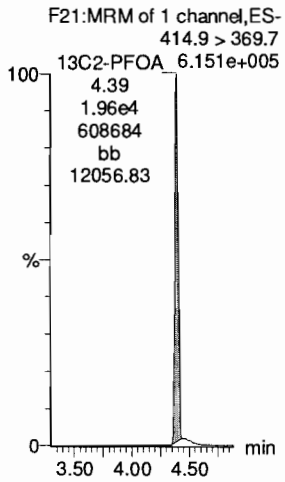

13C2-PFOA



13C2-PFOA

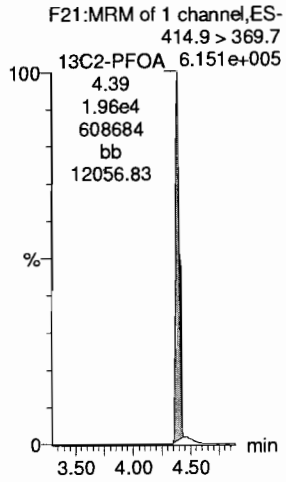

13C5-PFNA

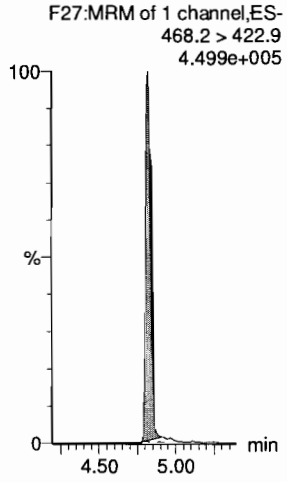

Dataset: F:\Projects\PFAS.PRO\Results\180227M1\180027M1-68.qld

Last Altered: Wednesday, February 28, 2018 12:41:31 Pacific Standard Time
Printed: Wednesday, February 28, 2018 12:41:58 Pacific Standard Time

Name: 180227M1_68, Date: 28-Feb-2018, Time: 08:07:48, ID: ST180227M1-12 PFC CS0 18B2314, Description: PFC CS0 18B2314

PFOSA

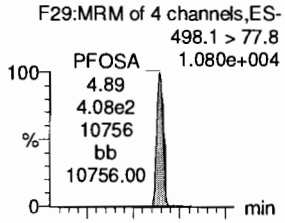

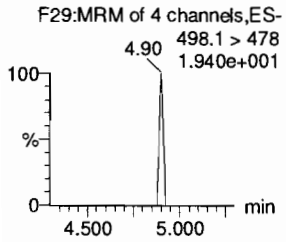

L-PFOS

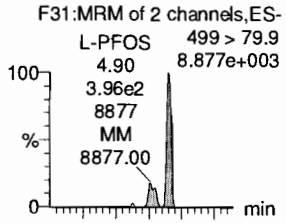

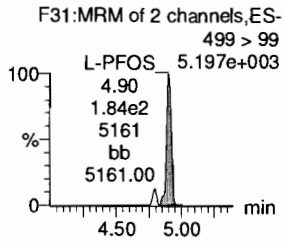

PFDA

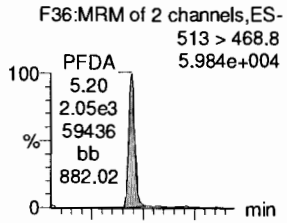

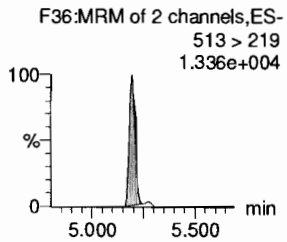

8:2 FTS

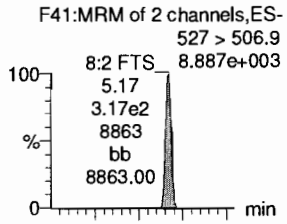

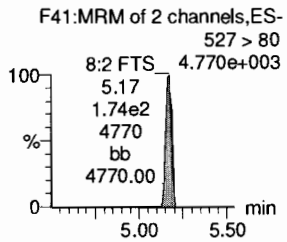

PFNS

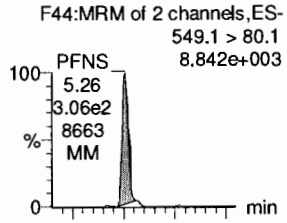

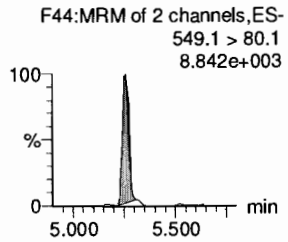

N-MeFOSAA

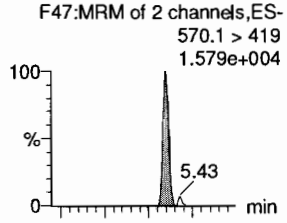

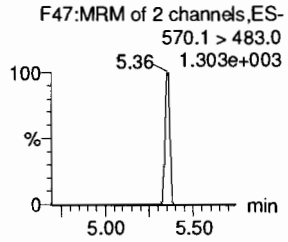

13C8-PFOSA

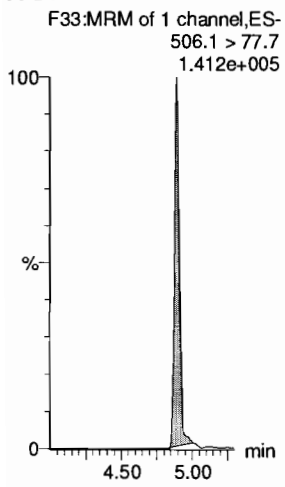

13C8-PFOS

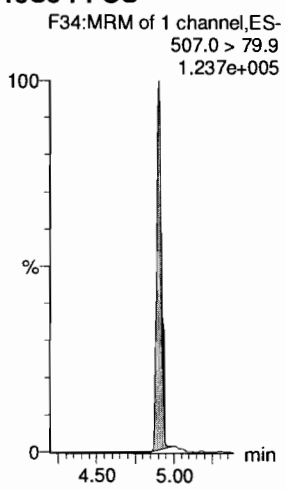

13C2-PFDA

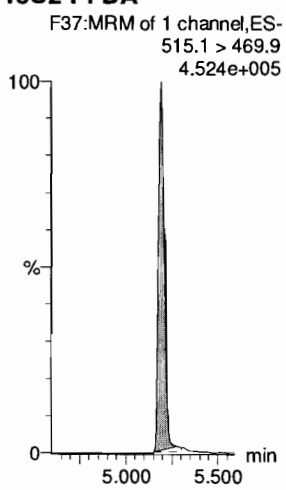

13C2-PFOA

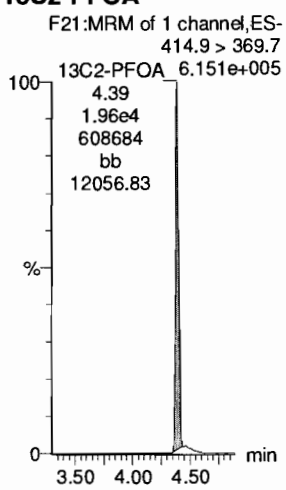

13C2-PFOA

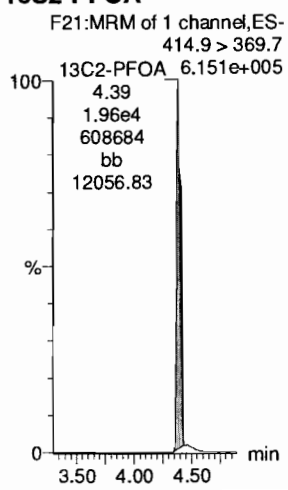

d3-N-MeFOSAA

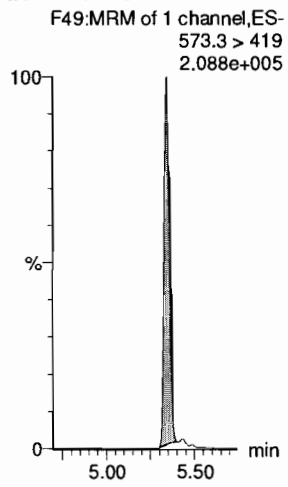

Dataset: F:\Projects\PFAS.PRO\Results\180227M1\180027M1-68.qld

Last Altered: Wednesday, February 28, 2018 12:41:31 Pacific Standard Time
Printed: Wednesday, February 28, 2018 12:41:58 Pacific Standard Time

Name: 180227M1_68, Date: 28-Feb-2018, Time: 08:07:48, ID: ST180227M1-12 PFC CS0 18B2314, Description: PFC CS0 18B2314

N-EtFOSAA

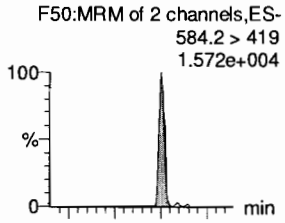

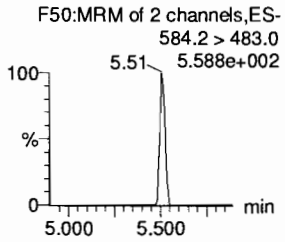

PFDoA

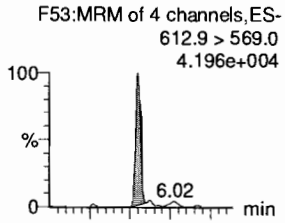

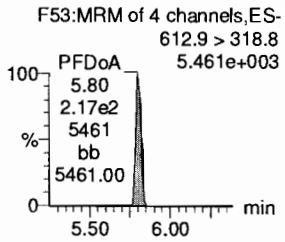

PFDS

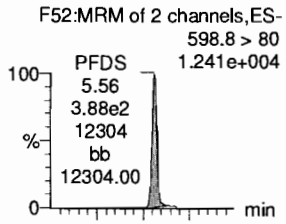

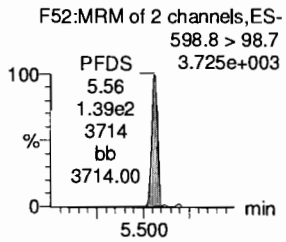

PFUdA

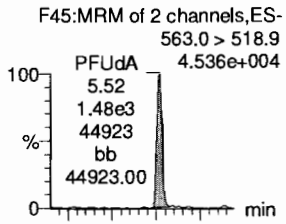

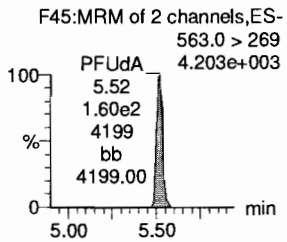

N-MeFOSA

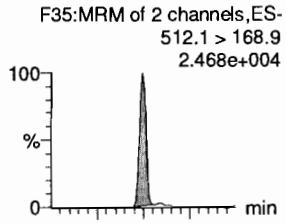

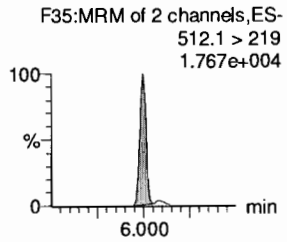

PFTrDA

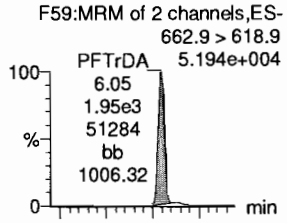

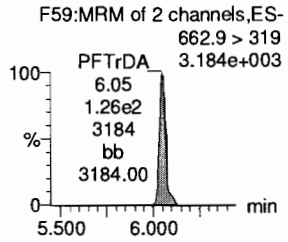

d5-N-EtFOSAA

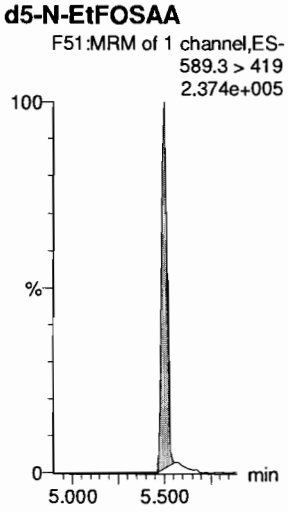

13C2-PFDoA

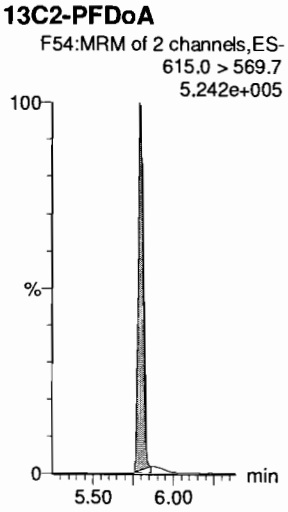

13C2-PFUdA

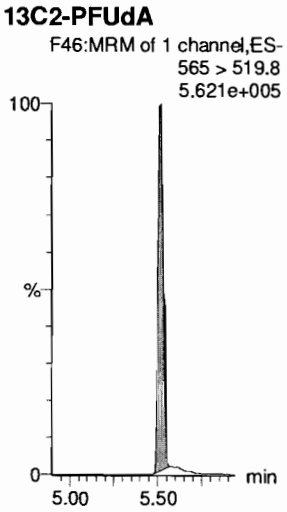

13C2-PFUdA

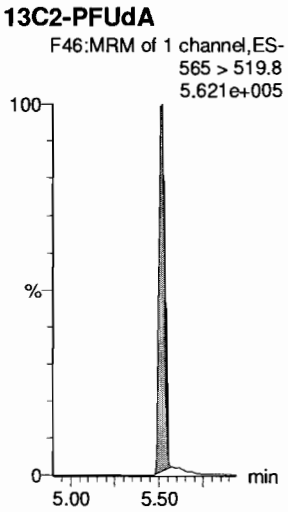

d3-N-MeFOSA

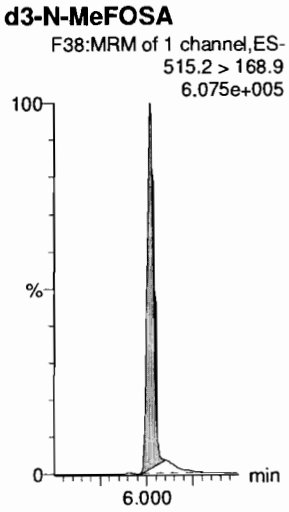

13C2-PFDoA

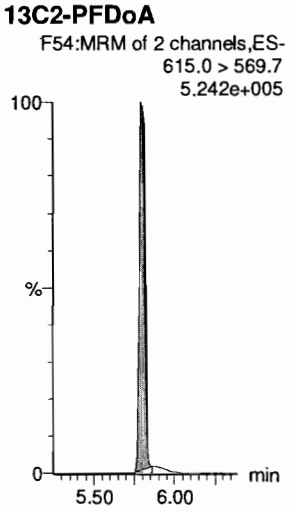

Dataset: F:\Projects\PFAS.PRO\Results\180227M1\180027M1-68.qld

Last Altered: Wednesday, February 28, 2018 12:41:31 Pacific Standard Time
Printed: Wednesday, February 28, 2018 12:41:58 Pacific Standard Time

Name: 180227M1_68, Date: 28-Feb-2018, Time: 08:07:48, ID: ST180227M1-12 PFC CS0 18B2314, Description: PFC CS0 18B2314

PFTeDA

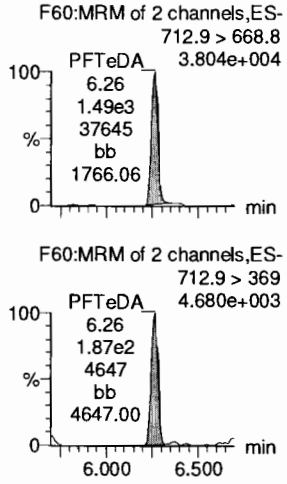

N-EtFOSA

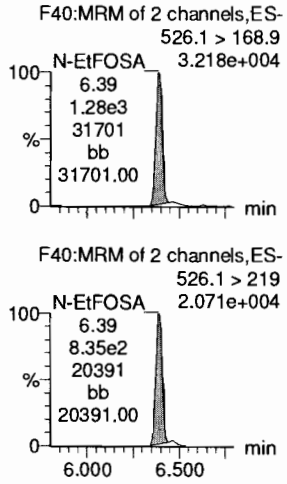

PFHxDA

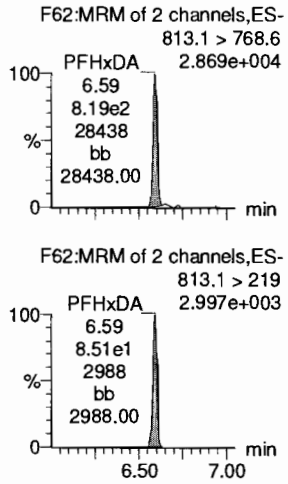

PFODA

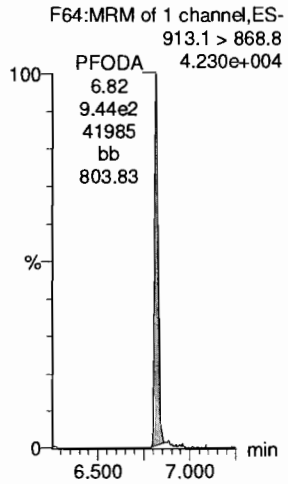

N-MeFOSE

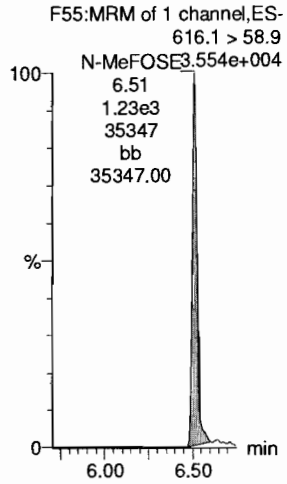

N-EtFOSE

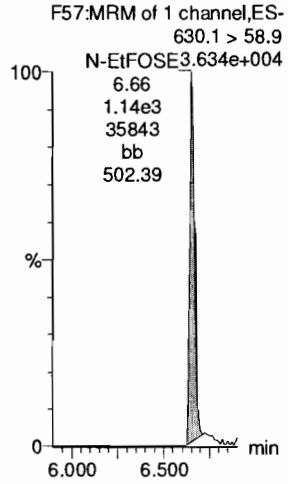

13C2-PFTeDA

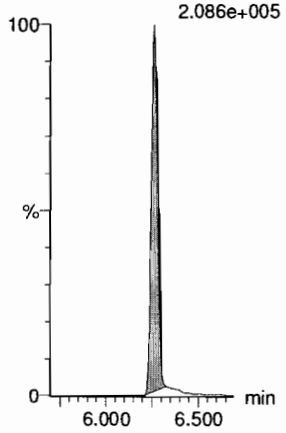

d5-N-ETFOSA

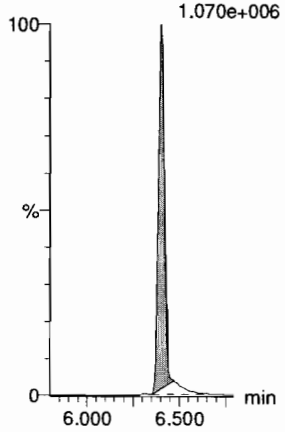

13C2-PFHxDA

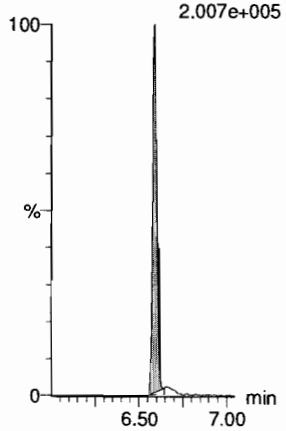

13C2-PFHxDA

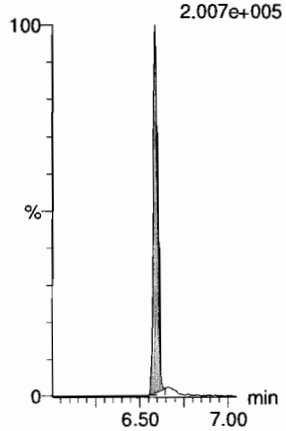

d7-N-MeFOSE

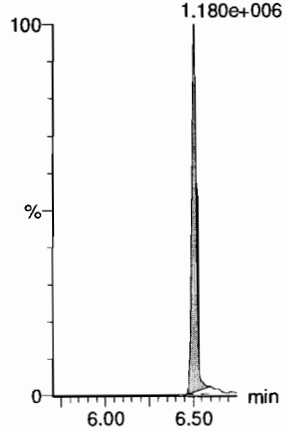

d9-N-EtFOSE

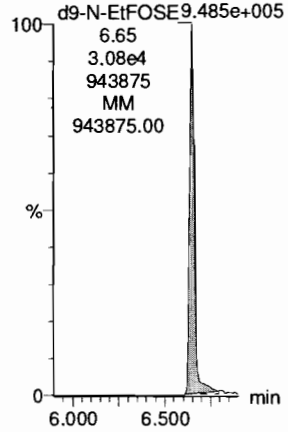

Dataset: F:\Projects\PFAS.PRO\Results\180227M1\180027M1-68.qld

Last Altered: Wednesday, February 28, 2018 12:41:31 Pacific Standard Time
Printed: Wednesday, February 28, 2018 12:41:58 Pacific Standard Time

Name: 180227M1_68, Date: 28-Feb-2018, Time: 08:07:48, ID: ST180227M1-12 PFC CS0 18B2314, Description: PFC CS0 18B2314

13C4-PFBA

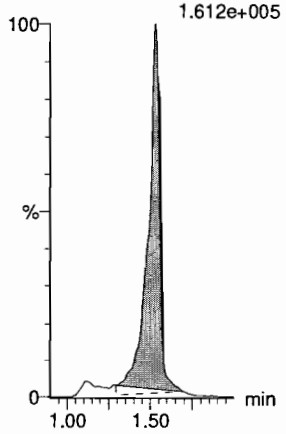

13C5-PFHxA

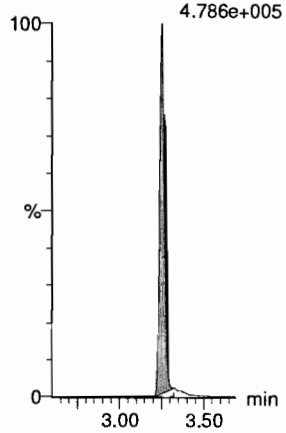

13C3-PFHxS

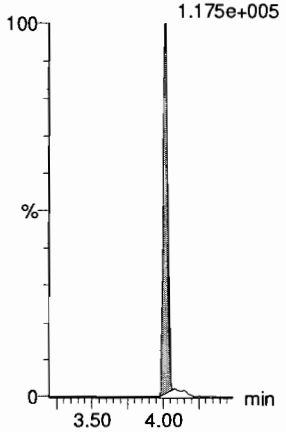

13C8-PFOA



13C9-PFNA

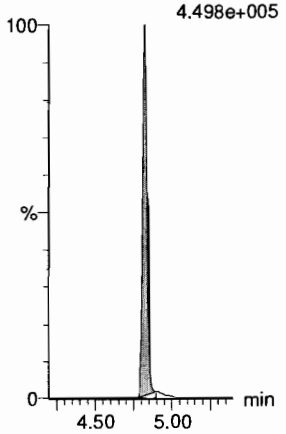

13C4-PFOS

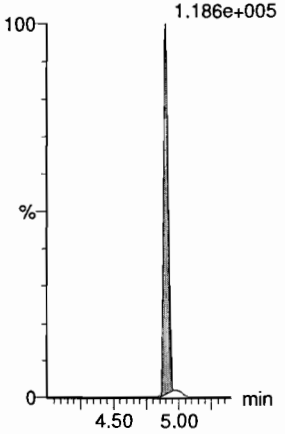

13C6-PFDA

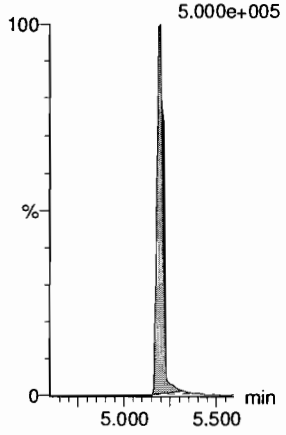

13C7-PFUdA

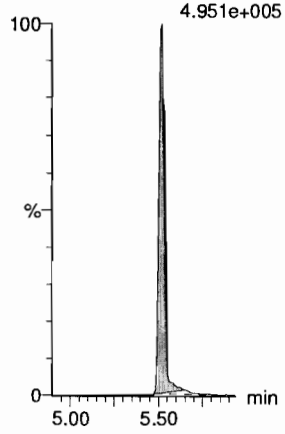

Vista Analytical Laboratory

Dataset: F:\Projects\PFAS.PRO\Results\180227M1\180027M1-88.qld

Last Altered: Wednesday, February 28, 2018 13:23:33 Pacific Standard Time
Printed: Thursday, March 01, 2018 11:10:51 Pacific Standard Time

Rev'd JA 05/01/2018

Method: F:\Projects\PFAS.PRO\MethDB\PFAS_FULL_80C_022718.mdb 28 Feb 2018 09:22:07
Calibration: F:\Projects\PFAS.PRO\CurveDB\C18_VAL-PFAS_Q4_02-27-18-FULL.cdb 28 Feb 2018 11:20:16

Name: 180227M1_88, Date: 28-Feb-2018, Time: 11:57:30, ID: ST180227M1-13 PFC CS3 18B2317, Description: PFC CS3 18B2317

	#	Name	Trace	Area	IS Area	RRF	Pred.RT	RT	y Axis Resp.	Conc.	%Rec	Recovery Out
1	1	PFBA	213.0 > 168.8	1.08e4	1.12e4		1.46	1.53	12.0	10.5	105.0	NO
2	2	PFPeA	263.1 > 218.9	1.26e4	1.56e4		2.31	2.49	10.1	10.6	106.5	NO
3	3	PFBS	299.0 > 79.7	2.99e3	2.13e3		2.60	2.76	17.5	9.96	99.6	NO
4	4	4:2 FTS	327.2>307.2	2.31e3	2.13e3		3.00	3.16	13.5	10.2	102.0	NO
5	5	PFHxA	313.2 > 268.9	1.51e4	4.64e3		3.19	3.25	16.3	10.5	105.4	NO
6	6	PFPeS	349.1>80.1	3.22e3	2.13e3		3.39	3.45	18.9	10.7	107.3	NO
7	7	PFHpA	363.0 > 318.9	1.20e4	1.08e4		3.81	3.87	13.9	11.2	112.0	NO
8	8	L-PFHxS	398.9 > 79.6	2.44e3	1.59e3		4.17	4.01	19.2	10.7	107.2	NO
9	10	6:2 FTS	427.1 > 407	3.82e3	1.86e4		4.28	4.33	2.56	12.9	129.1	NO
10	11	L-PFOA	413 > 368.7	1.48e4	1.86e4		4.40	4.39	9.91	10.5	104.7	NO
11	13	PFHpS	449 > 80.0	3.56e3	1.86e4		4.44	4.50	2.39	11.7	117.1	NO
12	14	PFNA	463.0 > 418.8	1.44e4	1.47e4		4.76	4.82	12.2	9.88	98.8	NO
13	15	PFOSA	498.1 > 77.8	3.58e3	4.29e3		4.83	4.89	10.4	10.8	107.6	NO
14	16	L-PFOS	499 > 79.9	3.58e3	3.98e3		4.90	4.90	11.3	11.7	117.2	NO
15	18	PFDA	513 > 468.8	1.79e4	1.41e4		5.14	5.19	15.9	10.6	106.3	NO
16	19	8:2 FTS	527 > 506.9	3.91e3	1.86e4		5.12	5.16	2.62	11.5	115.4	NO
17	20	PFNS	549.1>80.1	2.87e3	3.98e3		5.08	5.25	9.03	10.8	108.0	NO
18	21	N-MeFOSAA	570.1 > 419	7.34e3	6.39e3		5.29	5.35	14.4	10.1	100.8	NO
19	22	N-EtFOSAA	584.2 > 419	6.29e3	8.22e3		5.45	5.50	9.57	9.21	92.1	NO
20	23	PFUdA	563.0 > 518.9	1.50e4	1.98e4		5.46	5.52	9.43	10.7	107.1	NO
21	24	PFDS	598.8 > 80	3.89e3	1.98e4		5.51	5.56	2.45	9.07	90.7	NO
22	25	PFDoA	612.9 > 569.0	1.68e4	1.63e4		5.74	5.80	12.9	12.1	121.4	NO
23	26	N-MeFOSA	512.1 > 168.9	9.23e3	2.52e4		5.84	6.00	54.9	64.6	129.2	NO
24	27	PFTrDA	662.9 > 618.9	1.86e4	1.63e4		5.98	6.05	14.2	10.8	108.1	NO
25	28	PFTeDA	712.9 > 668.8	1.34e4	6.96e3		6.20	6.26	24.1	11.9	118.6	NO
26	29	N-EtFOSA	526.1 > 168.9	1.31e4	4.01e4		6.22	6.39	49.1	59.6	119.1	NO
27	30	PFHxDA	813.1 > 768.6	6.76e3	5.21e3		6.51	6.59	6.49	10.9	108.8	NO
28	31	PFODA	913.1 > 868.8	7.07e3	5.21e3		6.74	6.81	6.79	9.17	91.7	NO
29	32	N-MeFOSE	616.1 > 58.9	1.14e4	3.32e4		6.31	6.51	51.5	50.2	100.5	NO
30	33	N-EtFOSE	630.1 > 58.9	1.13e4	3.05e4		6.45	6.66	55.6	45.4	90.8	NO
31	34	13C3-PFBA	216.1 > 171.8	1.12e4	1.30e4	0.940	1.46	1.53	10.8	11.5	92.2	NO

dm 3/1/18
3/1/18

Vista Analytical Laboratory

Dataset: F:\Projects\PFAS.PRO\Results\180227M1\180027M1-88.qld

Last Altered: Wednesday, February 28, 2018 13:23:33 Pacific Standard Time
Printed: Thursday, March 01, 2018 11:10:51 Pacific Standard Time

Name: 180227M1_88, Date: 28-Feb-2018, Time: 11:57:30, ID: ST180227M1-13 PFC CS3 18B2317, Description: PFC CS3 18B2317

	#	Name	Trace	Area	IS Area	RRF	Pred.RT	RT	y Axis Resp.	Conc.	%Rec	Recovery Out
32	35	13C3-PFPeA	266. > 221.8	1.56e4	1.69e4	0.948	2.42	2.49	11.5	12.2	97.3	NO
33	36	13C3-PFBS	302. > 98.8	2.13e3	1.69e4	0.131	2.69	2.76	1.57	12.0	95.9	NO
34	37	13C2-PFHxA	315 > 269.8	4.64e3	1.69e4	0.740	3.19	3.25	3.43	4.63	92.6	NO
35	38	13C4-PFHpA	367.2 > 321.8	1.08e4	1.69e4	0.776	3.81	3.87	7.98	10.3	82.3	NO
36	39	18O2-PFHxS	403.0 > 102.6	1.59e3	3.76e3	0.412	3.96	4.02	5.29	12.8	102.7	NO
37	40	13C2-PFOA	414.9 > 369.7	1.86e4	1.38e4	1.891	4.33	4.39	16.8	8.90	71.2	NO
38	41	13C5-PFNA	468.2 > 422.9	1.47e4	1.50e4	0.959	4.76	4.82	12.3	12.8	102.2	NO
39	42	13C8-PFOSA	506.1 > 77.7	4.29e3	1.96e4	0.308	4.83	4.90	2.74	8.90	71.2	NO
40	43	13C8-PFOS	507.0 > 79.9	3.98e3	3.49e3	1.096	4.84	4.90	14.3	13.0	104.0	NO
41	44	13C2-PFDA	515.1 > 469.9	1.41e4	1.68e4	0.926	5.14	5.20	10.5	11.4	90.9	NO
42	45	d3-N-MeFOSAA	573.3 > 419	6.39e3	1.96e4	0.359	5.29	5.34	4.08	11.4	91.0	NO
43	46	d5-N-EtFOSAA	589.3 > 419	8.22e3	1.96e4	0.435	5.45	5.50	5.25	12.1	96.7	NO
44	47	13C2-PFUdA	565 > 519.8	1.98e4	1.96e4	1.138	5.46	5.51	12.7	11.1	89.0	NO
45	48	13C2-PFDoA	615.0 > 569.7	1.63e4	1.96e4	1.059	5.74	5.80	10.4	9.85	78.8	NO
46	49	d3-N-MeFOSA	515.2 > 168.9	2.52e4	1.96e4	0.151	5.84	6.03	16.1	107	71.2	NO
47	50	13C2-PFTeDA	714.8 > 669.6	6.96e3	1.96e4	0.484	6.20	6.26	4.45	9.19	73.5	NO
48	51	d5-N-ETFOSA	531.1 > 168.9	4.01e4	1.96e4	0.215	6.22	6.41	25.6	119	79.4	NO
49	52	13C2-PFHxDA	815 > 769.7	5.21e3	1.96e4	0.741	6.51	6.59	3.33	4.49	89.8	NO
50	53	d7-N-MeFOSE	623.1 > 58.9	3.32e4	1.96e4	0.186	6.31	6.51	21.2	114	75.9	NO
51	54	d9-N-EtFOSE	639.2 > 58.8	3.05e4	1.96e4	0.159	6.45	6.65	19.5	122	81.5	NO
52	55	13C4-PFBA	217. > 171.8	1.30e4	1.30e4	1.000	1.46	1.53	12.5	12.5	100.0	NO
53	56	13C5-PFHxA	318 > 272.9	1.69e4	1.69e4	1.000	3.19	3.25	12.5	12.5	100.0	NO
54	57	13C3-PFHxS	401.9 > 79.9	3.76e3	3.76e3	1.000	3.96	4.02	12.5	12.5	100.0	NO
55	58	13C8-PFOA	421.3 > 376	1.38e4	1.38e4	1.000	4.33	4.39	12.5	12.5	100.0	NO
56	59	13C9-PFNA	472.2 > 426.9	1.50e4	1.50e4	1.000	4.70	4.82	12.5	12.5	100.0	NO
57	60	13C4-PFOS	503 > 79.9	3.49e3	3.49e3	1.000	4.84	4.90	12.5	12.5	100.0	NO
58	61	13C6-PFDA	519.1 > 473.7	1.68e4	1.68e4	1.000	5.14	5.19	12.5	12.5	100.0	NO
59	62	13C7-PFUdA	570.1 > 524.8	1.96e4	1.96e4	1.000	5.46	5.52	12.5	12.5	100.0	NO

Vista Analytical Laboratory

Dataset: Untitled

Last Altered: Thursday, March 01, 2018 11:28:47 Pacific Standard Time
Printed: Thursday, March 01, 2018 11:28:58 Pacific Standard Time

Method: F:\Projects\PFAS.PRO\MethDB\PFAS_FULL_80C_022718.mdb 28 Feb 2018 13:19:45
Calibration: F:\Projects\PFAS.PRO\CurveDB\C18_VAL-PFAS_Q4_02-27-18-FULL.cdb 28 Feb 2018 11:20:16

Compound name: PFBA

	Name	ID	Acq.Date	Acq.Time
1	180227M1_1	IPA	27-Feb-18	19:19:16
2	180227M1_2	ST180227M1-1 PFC CS-2 18B2312	27-Feb-18	19:30:40
3	180227M1_3	ST180227M1-2 PFC CS-1 18B2313	27-Feb-18	19:42:07
4	180227M1_4	ST180227M1-3 PFC CS0 18B2314	27-Feb-18	19:53:34
5	180227M1_5	ST180227M1-4 PFC CS1 18B2315	27-Feb-18	20:05:03
6	180227M1_6	ST180227M1-5 PFC CS2 18B2316	27-Feb-18	20:16:34
7	180227M1_7	ST180227M1-6 PFC CS3 18B2317	27-Feb-18	20:28:00
8	180227M1_8	ST180227M1-7 PFC CS4 18B2318	27-Feb-18	20:39:30
9	180227M1_9	ST180227M1-8 PFC CS5 18B2319	27-Feb-18	20:51:00
10	180227M1_10	ST180227M1-9 PFC CS6 18B2320	27-Feb-18	21:02:27
11	180227M1_11	ST180227M1-10 PFC CS7 18B2321	27-Feb-18	21:13:56
12	180227M1_12	IPA	27-Feb-18	21:25:26
13	180227M1_13	ICV180227M1-1 PFC ICV 18B2311	27-Feb-18	21:36:56
14	180227M1_14	IPA	27-Feb-18	21:48:26
15	180227M1_15	1800170-01@5X MBR Grab 0.02037	27-Feb-18	21:59:52
16	180227M1_16	1800170-02@20x TANK 3 Comp 0.02084	27-Feb-18	22:11:23
17	180227M1_17	B8B0010-BS1 OPR 0.25	27-Feb-18	22:22:52
18	180227M1_18	B8B0010-MSD1 Matrix Spike Dup 0.11689	27-Feb-18	22:34:19
19	180227M1_19	B8B0010-MS1 Matrix Spike 0.11755	27-Feb-18	22:45:46
20	180227M1_20	B8B0096-BS1 OPR 0.125	27-Feb-18	22:57:13
21	180227M1_21	B8B0096-BLK1 Method Blank 0.125	27-Feb-18	23:08:40
22	180227M1_22	B8B0096-MS1 Matrix Spike 0.11568	27-Feb-18	23:20:09
23	180227M1_23	B8B0096-MSD1 Matrix Spike Dup 0.1188	27-Feb-18	23:31:38
24	180227M1_24	1800298-01 REEPDW155 0.11708	27-Feb-18	23:43:09
25	180227M1_25	1800298-02 REEPDW156 0.11596	27-Feb-18	23:54:38
26	180227M1_26	1800298-03 REEPDW157 0.12015	28-Feb-18	00:06:08
27	180227M1_27	1800298-04 REEPDW158 0.1178	28-Feb-18	00:17:39
28	180227M1_28	1800298-05 REEPDW159 0.11737	28-Feb-18	00:29:05
29	180227M1_29	1800299-01 REEPDW155FRB 0.11474	28-Feb-18	00:40:35
30	180227M1_30	1800299-02 REEPDW156FRB 0.1178	28-Feb-18	00:52:05
31	180227M1_31	1800299-03 REEPDW157FRB 0.11643	28-Feb-18	01:03:32

Vista Analytical Laboratory

Dataset: Untitled

Last Altered: Thursday, March 01, 2018 11:28:47 Pacific Standard Time
Printed: Thursday, March 01, 2018 11:28:58 Pacific Standard Time

Compound name: PFBA

	Name	ID	Acq.Date	Acq.Time
32	180227M1_32	1800299-04 REEPDW158FRB 0.11892	28-Feb-18	01:14:59
33	180227M1_33	1800299-05 REEPDW159FRB 0.11693	28-Feb-18	01:26:25
34	180227M1_34	1800301-01 REEPDW160 0.11595	28-Feb-18	01:37:52
35	180227M1_35	1800301-02 REEPDW515 0.11695	28-Feb-18	01:49:19
36	180227M1_36	1800301-03 REEPDW161 0.11505	28-Feb-18	02:00:46
37	180227M1_37	IPA	28-Feb-18	02:12:13
38	180227M1_38	ST180227M1-11 PFC CS3 18B2317	28-Feb-18	02:23:40
39	180227M1_39	IPA	28-Feb-18	02:35:07
40	180227M1_40	1800301-04 REEPDW162 0.11664	28-Feb-18	02:46:37
41	180227M1_41	1800301-05 REEPDW163 0.11483	28-Feb-18	02:58:04
42	180227M1_42	1800302-01 REEPDW160FRB 0.11761	28-Feb-18	03:09:34
43	180227M1_43	1800302-02 REEPDW161FRB 0.1172	28-Feb-18	03:21:01
44	180227M1_44	1800302-03 REEPDW162FRB 0.11535	28-Feb-18	03:32:30
45	180227M1_45	1800302-04 REEPDW163FRB 0.11575	28-Feb-18	03:44:00
46	180227M1_46	1800308-11 OF-FB54-0218 0.11801	28-Feb-18	03:55:29
47	180227M1_47	1800308-16 OF-RW24-0218 0.11552	28-Feb-18	04:06:59
48	180227M1_48	1800308-17 OF-FB24-0218 0.11631	28-Feb-18	04:18:28
49	180227M1_49	1800308-18 OF-RW46-0218 0.11424	28-Feb-18	04:29:50
50	180227M1_50	B8B0126-BS1 OPR 0.125	28-Feb-18	04:41:17
51	180227M1_51	B8B0126-BSD1 LCSD 0.125	28-Feb-18	04:52:44
52	180227M1_52	B8B0126-BLK1 Method Blank 0.125	28-Feb-18	05:04:13
53	180227M1_53	1800333-01 REEPDW186 0.12089	28-Feb-18	05:15:40
54	180227M1_54	1800333-02 REEPDW187 0.11479	28-Feb-18	05:27:10
55	180227M1_55	1800333-03 REEPDW188 0.12197	28-Feb-18	05:38:37
56	180227M1_56	1800333-04 REEPDW153 0.12159	28-Feb-18	05:50:06
57	180227M1_57	1800334-01 REEPDW186FRB 0.12155	28-Feb-18	06:01:33
58	180227M1_58	1800334-02 REEPDW187FRB 0.12044	28-Feb-18	06:13:03
59	180227M1_59	1800334-03 REEPDW188FRB 0.12213	28-Feb-18	06:24:32
60	180227M1_60	1800334-04 REEPDW153FRB 0.12039	28-Feb-18	06:36:01
61	180227M1_61	B8B0130-BS1 OPR 0.125	28-Feb-18	06:47:28
62	180227M1_62	B8B0130-BLK1 Method Blank 0.125	28-Feb-18	06:58:58
63	180227M1_63	B8B0130-MS1 Matrix Spike 0.11711	28-Feb-18	07:10:26
64	180227M1_64	B8B0130-MSD1 Matrix Spike Dup 0.11705	28-Feb-18	07:21:55
65	180227M1_65	1800340-01 WI-AF-MW-614-0218 0.11804	28-Feb-18	07:33:26

Dataset: Untitled

Last Altered: Thursday, March 01, 2018 11:28:47 Pacific Standard Time
Printed: Thursday, March 01, 2018 11:28:58 Pacific Standard Time

Compound name: PFBA

(A) over 10 samples, invalid.

	Name	ID	Acq.Date	Acq.Time
66	180227M1_66	1800340-02 WI-AF-MW-613-0218 0.11332	28-Feb-18	07:44:52
67	180227M1_67	IPA	28-Feb-18	07:56:19
68	180227M1_68	ST180227M1-12 PFC CS0 18B2314	28-Feb-18	08:07:48
69	180227M1_69	IPA	28-Feb-18	08:19:18
70	180227M1_70	1800340-03 WI-AF-FB02-021418 0.12011	28-Feb-18	08:30:48
71	180227M1_71	1800340-04 WI-AF-EB02-021418 0.12032	28-Feb-18	08:42:17
72	180227M1_72	1800340-05 WI-AF-MW-612-0218 0.12001	28-Feb-18	08:53:47
73	180227M1_73	1800340-06 WI-AF-EB02-021518 0.12104	28-Feb-18	09:05:16
74	180227M1_74	1800340-07 WI-AF-MW-608-0218 0.11965	28-Feb-18	09:16:42
75	180227M1_75	1800340-08 WI-AF-MW-606-0218 0.11972	28-Feb-18	09:28:12
76	180227M1_76	1800340-09 WI-AF-MW-606P-0218 0.11838	28-Feb-18	09:39:41
77	180227M1_77	1800340-10 WI-AF-FB02-021618 0.12267	28-Feb-18	09:51:11
78	180227M1_78	1800340-11 WI-AF-MW-607-0218 0.11368	28-Feb-18	10:02:41
79	180227M1_79	1800340-12 WI-AF-MW-605-0218 0.11974	28-Feb-18	10:14:10
80	180227M1_80	1800340-13 WI-AF-MW-609-0218 0.11956	28-Feb-18	10:25:40
81	180227M1_81	1800341-01 WI-AF-MW-N3-12-0218 0.11794	28-Feb-18	10:37:10
82	180227M1_82	1800341-02 WI-AF-3-MW-2-0218 0.12097	28-Feb-18	10:48:39
83	180227M1_83	1800341-03 WI-AF-N29-22D-0218 0.11995	28-Feb-18	11:00:08
84	180227M1_84	1800341-04 WI-AF-FB01-021918 0.11668	28-Feb-18	11:11:38
85	180227M1_85	1800341-05 WI-AF-EB01-021918 0.12143	28-Feb-18	11:23:07
86	180227M1_86	1800342-20 WI-AF-MW-200-0218 0.11976 (A)	28-Feb-18	11:34:36
87	180227M1_87	IPA	28-Feb-18	11:46:03
88	180227M1_88	ST180227M1-13 PFC CS3 18B2317	28-Feb-18	11:57:30
89	180227M1_89	IPA	28-Feb-18	12:08:57
90	180227M1_90	1800342-21 WI-AF-EB01-021818 0.12006	28-Feb-18	12:20:24
91	180227M1_91	B8B0129-BS1 OPR 0.125	28-Feb-18	12:31:51
92	180227M1_92	B8B0129-BLK1 Method Blank 0.125	28-Feb-18	12:43:17
93	180227M1_93	B8B0129-MS1 Matrix Spike 0.11962	28-Feb-18	12:54:44
94	180227M1_94	B8B0129-MSD1 Matrix Spike Dup 0.12145	28-Feb-18	13:06:11
95	180227M1_95	1800332-01 OF-RW42B-MID01-0218 0.11601	28-Feb-18	13:17:38
96	180227M1_96	1800332-02 OF-RW42B-EFF01-0218 0.1211	28-Feb-18	13:29:08
97	180227M1_97	1800332-03 OF-RW42B-FB01-0218 0.12204	28-Feb-18	13:40:38
98	180227M1_98	1800332-04 OF-RW42C-INF01-0218 0.1208	28-Feb-18	13:52:07
99	180227M1_99	1800332-05 OF-RW42C-MID01-0218 0.12063	28-Feb-18	14:03:37

Vista Analytical Laboratory

Dataset: Untitled

Last Altered: Thursday, March 01, 2018 11:28:47 Pacific Standard Time
Printed: Thursday, March 01, 2018 11:28:58 Pacific Standard Time

Compound name: PFBA

	Name	ID	Acq.Date	Acq.Time
100	180227M1_100	1800332-06 OF-RW42C-EFF01-0218 0.11886	28-Feb-18	14:14:58
101	180227M1_101	1800332-07 OF-RW42C-FB01-0218 0.11859	28-Feb-18	14:26:25
102	180227M1_102	1800332-08 OF-INF01-WT-021418 0.11784	28-Feb-18	14:37:52
103	180227M1_103	1800332-09 OF-MID01-WT-021418 0.11976	28-Feb-18	14:49:19
104	180227M1_104	1800332-10 OF-FB01-WT-021418 0.12199	28-Feb-18	15:00:46
105	180227M1_105	1800332-11 OF-EFF01-WT-021418 0.12052	28-Feb-18	15:12:12
106	180227M1_106	1800332-12 OF-EFF01P-WT-021418 0.12067	28-Feb-18	15:23:42
107	180227M1_107	1800337-01 REEPDW189 0.12105	28-Feb-18	15:35:11
108	180227M1_108	1800338-01 REEPDW189FRB 0.12225	28-Feb-18	15:46:41
109	180227M1_109	IPA	28-Feb-18	15:58:10
110	180227M1_110	ST180227M1-14 PFC CS3 18B2317	28-Feb-18	16:09:37
111	180227M1_111	IPA	28-Feb-18	16:21:07
112	180227M1_112	1800339-01 WI-A06-MW-06-0218 0.11846	28-Feb-18	16:32:36
113	180227M1_113	1800339-02 WI-A06-FB01-021618 0.12165	28-Feb-18	16:44:06
114	180227M1_114	1800339-03 WI-A06-EB01-021618 0.12121	28-Feb-18	16:55:33
115	180227M1_115	1800339-04 WI-A06-S-01-0218 0.12143	28-Feb-18	17:07:03
116	180227M1_116	1800339-05 WI-A06-S-01P-0218 0.12184	28-Feb-18	17:18:32
117	180227M1_117	1800339-06 WI-A06-FB01-021918 0.12222	28-Feb-18	17:30:02
118	180227M1_118	IPA	28-Feb-18	17:41:23
119	180227M1_119	ST180227M1-15 PFC CS3 18B2317	28-Feb-18	17:52:50
120	180227M1_120	IPA	28-Feb-18	18:04:17

Vista Analytical Laboratory

Dataset: F:\Projects\PFAS.PRO\Results\180227M1\180027M1-88.qld

Last Altered: Wednesday, February 28, 2018 13:23:33 Pacific Standard Time
Printed: Thursday, March 01, 2018 11:10:51 Pacific Standard Time

Method: F:\Projects\PFAS.PRO\MethDB\PFAS_FULL_80C_022718.mdb 28 Feb 2018 09:22:07
Calibration: F:\Projects\PFAS.PRO\CurveDB\C18_VAL-PFAS_Q4_02-27-18-FULL.cdb 28 Feb 2018 11:20:16

Name: 180227M1_88, Date: 28-Feb-2018, Time: 11:57:30, ID: ST180227M1-13 PFC CS3 18B2317, Description: PFC CS3 18B2317

PFBA

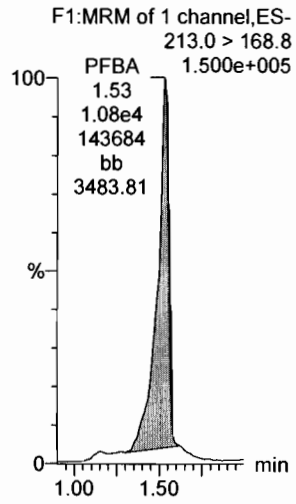

PFPeA

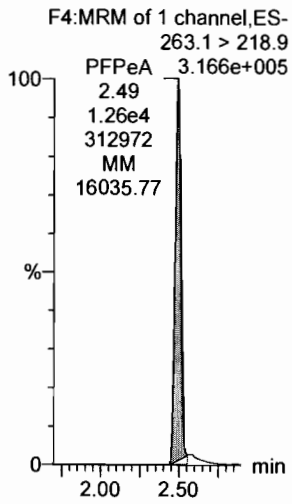

PFBS

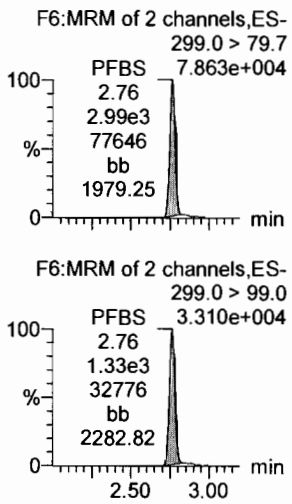

4:2 FTS

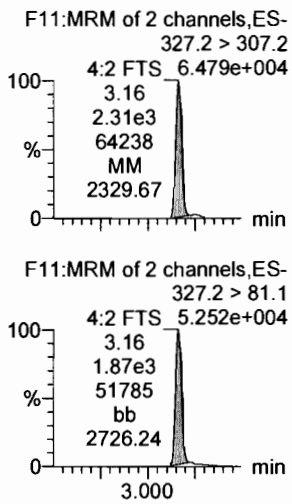

PFHxA

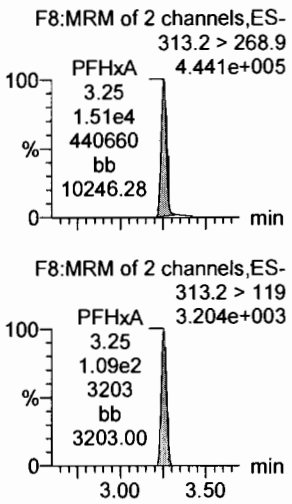

PFPeS

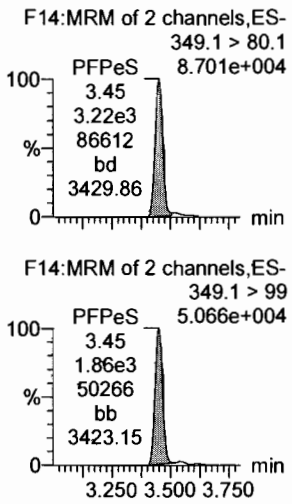

13C3-PFBA

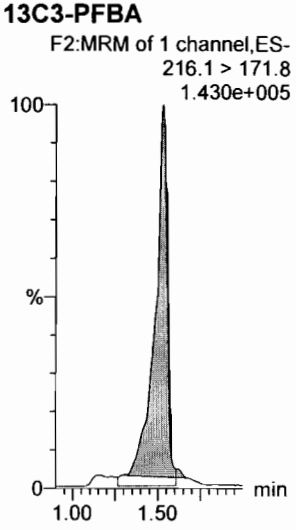

13C3-PFPeA

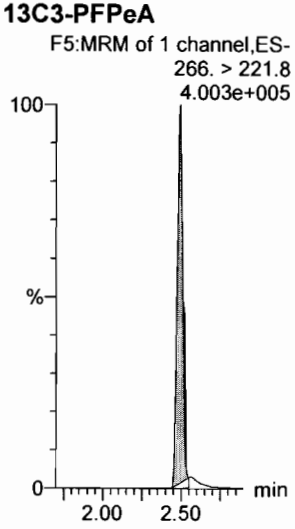

13C3-PFBS

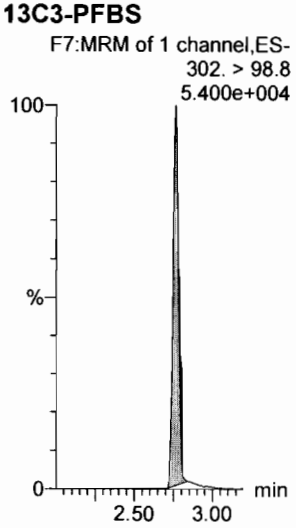

13C3-PFBS

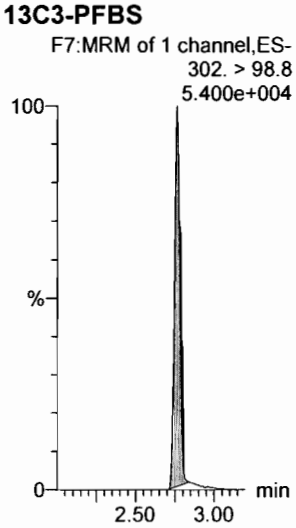

13C2-PFHxA

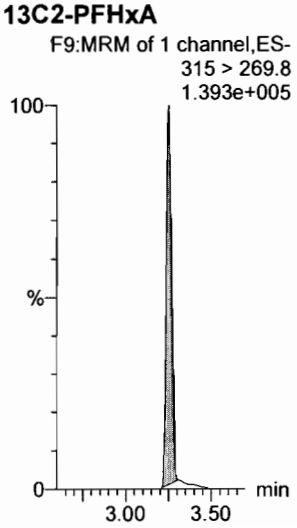

13C3-PFBS

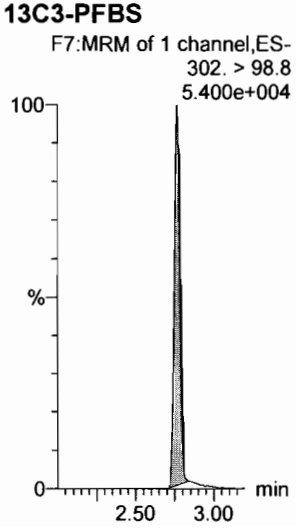

Dataset: F:\Projects\PFAS.PRO\Results\180227M1\180027M1-88.qld

Last Altered: Wednesday, February 28, 2018 13:23:33 Pacific Standard Time
Printed: Thursday, March 01, 2018 11:10:51 Pacific Standard Time

Name: 180227M1_88, Date: 28-Feb-2018, Time: 11:57:30, ID: ST180227M1-13 PFC CS3 18B2317, Description: PFC CS3 18B2317

6:2 FTS

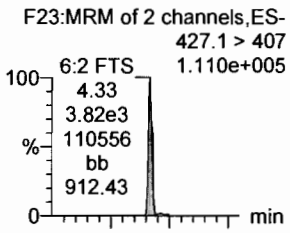

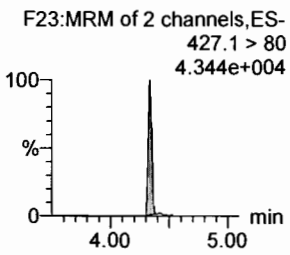

PFHpA

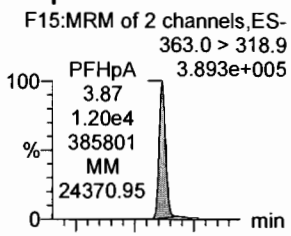

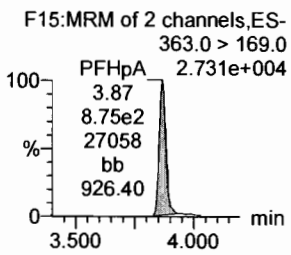

L-PFHxS

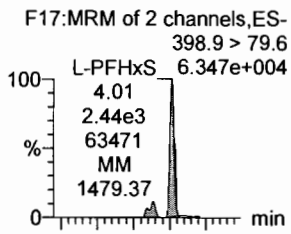

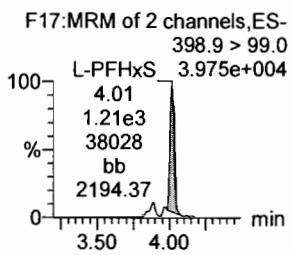

L-PFOA

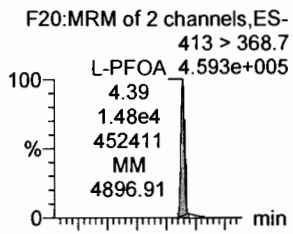

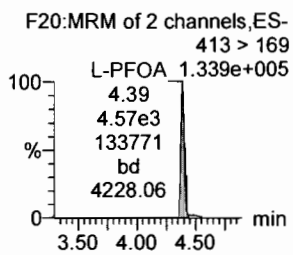

PFHpS

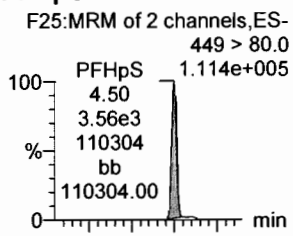

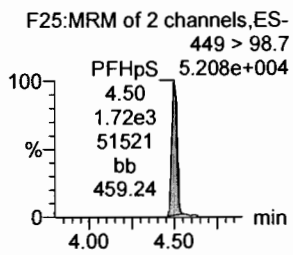

PFNA

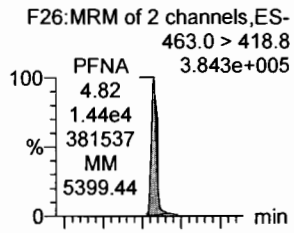

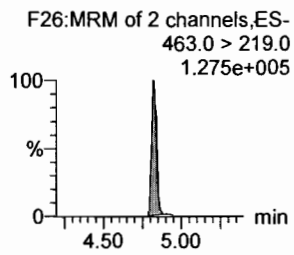

18O2-PFHxS

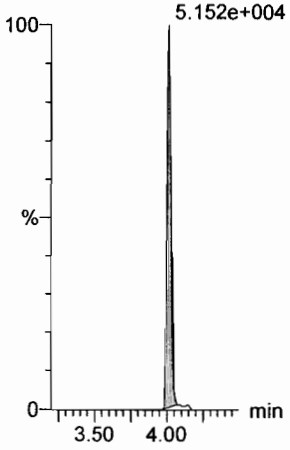

13C4-PFHpA

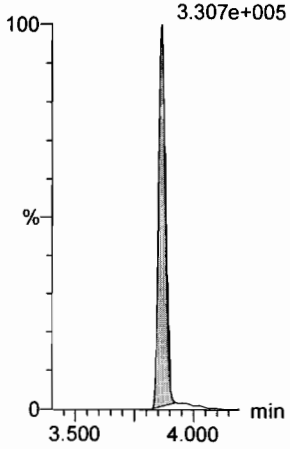

13C2-PFOA



13C2-PFOA

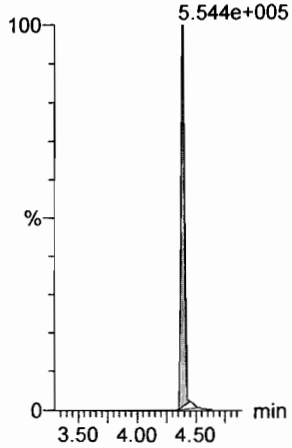

13C2-PFOA

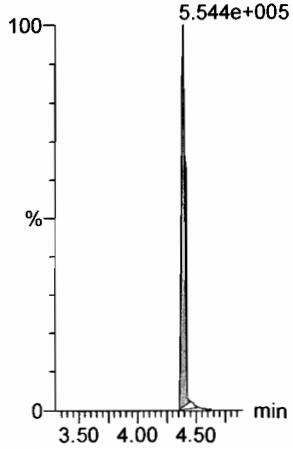

13C5-PFNA

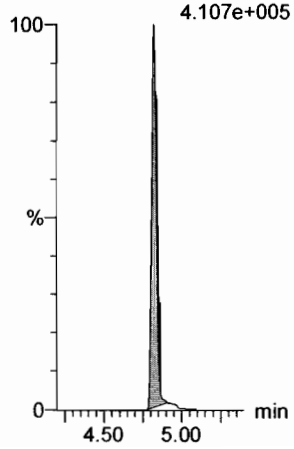

Dataset: F:\Projects\PFAS.PRO\Results\180227M1\180027M1-88.qld

Last Altered: Wednesday, February 28, 2018 13:23:33 Pacific Standard Time
Printed: Thursday, March 01, 2018 11:10:51 Pacific Standard Time

Name: 180227M1_88, Date: 28-Feb-2018, Time: 11:57:30, ID: ST180227M1-13 PFC CS3 18B2317, Description: PFC CS3 18B2317

PFOSA

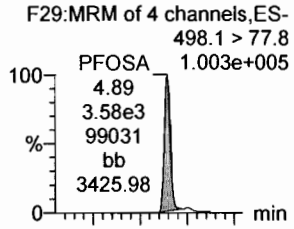

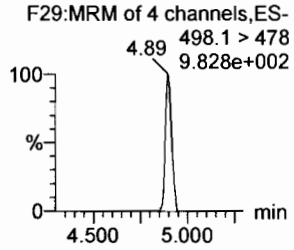

L-PFOS

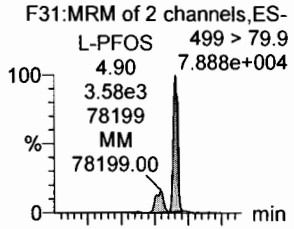

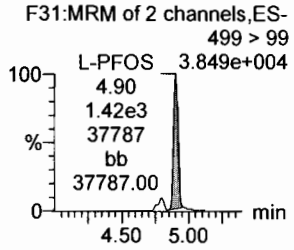

PFDA

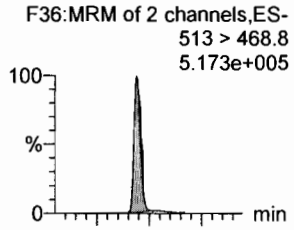

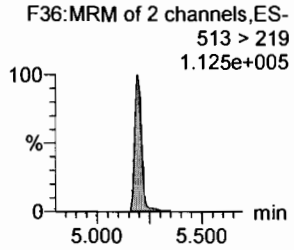

8:2 FTS

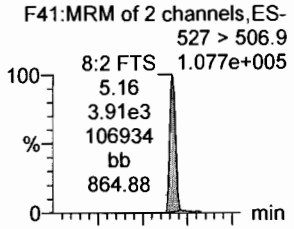

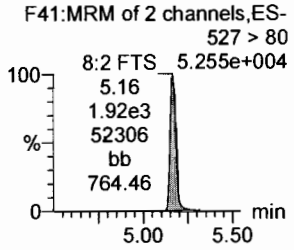

PFNS

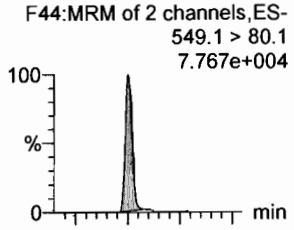

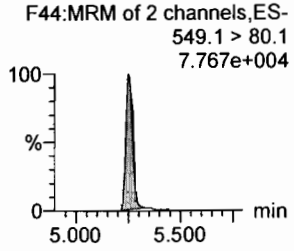

N-MeFOSAA

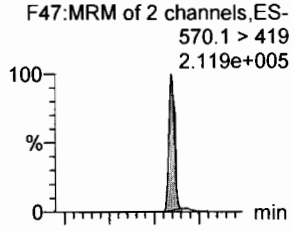

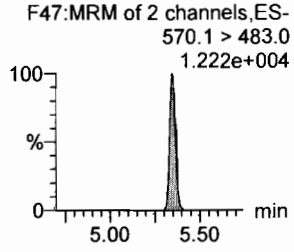

13C8-PFOSA

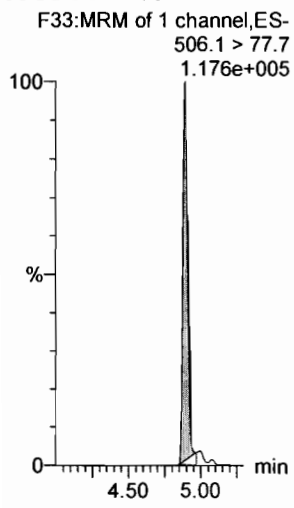

13C8-PFOS

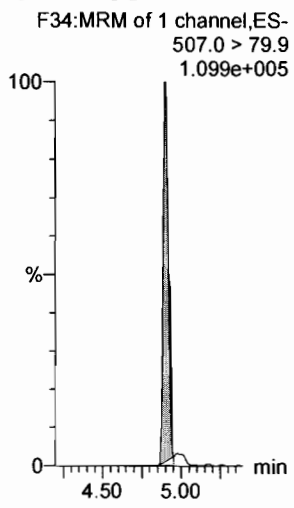

13C2-PFDA

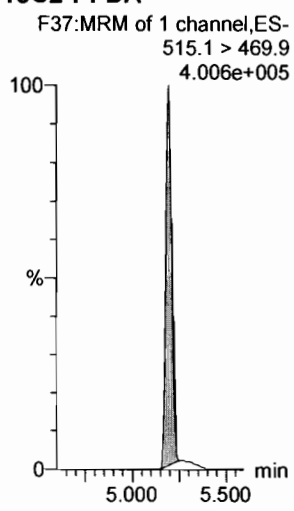

13C2-PFOA

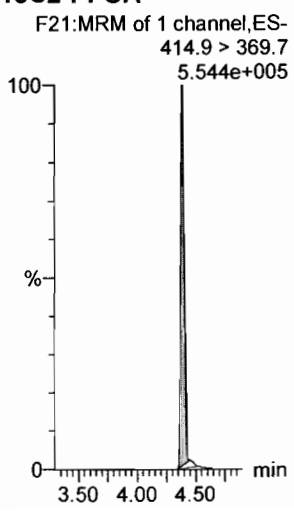

13C2-PFOA

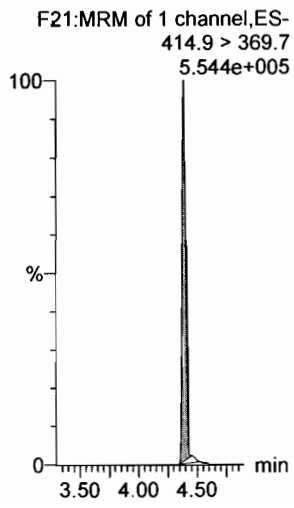

d3-N-MeFOSAA

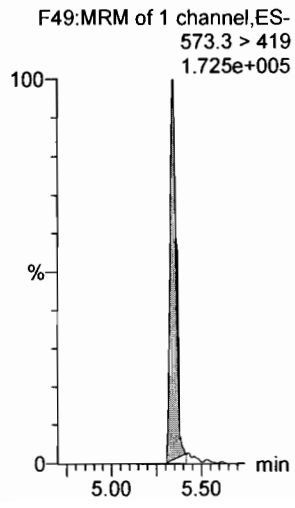

Dataset: F:\Projects\PFAS.PRO\Results\180227M1\180027M1-88.qld

Last Altered: Wednesday, February 28, 2018 13:23:33 Pacific Standard Time
Printed: Thursday, March 01, 2018 11:10:51 Pacific Standard Time

Name: 180227M1_88, Date: 28-Feb-2018, Time: 11:57:30, ID: ST180227M1-13 PFC CS3 18B2317, Description: PFC CS3 18B2317

N-EtFOSAA

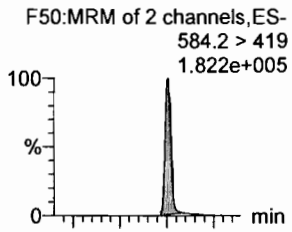

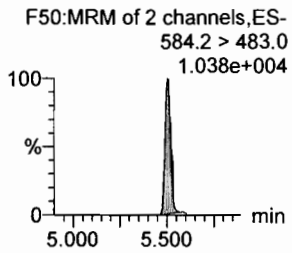

PFDoA

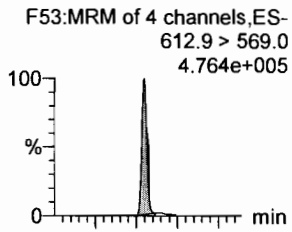

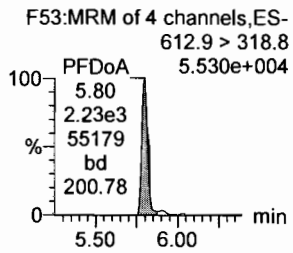

PFDS

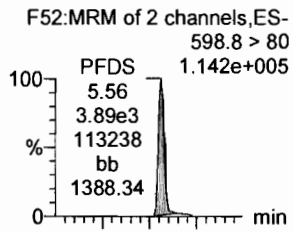

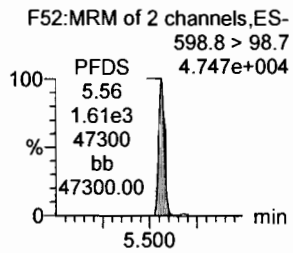

PFUdA

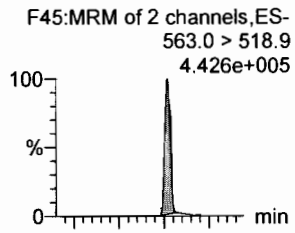

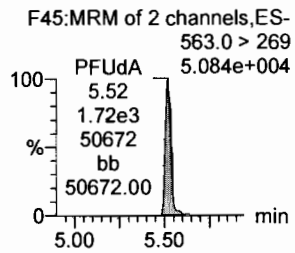

N-MeFOSA

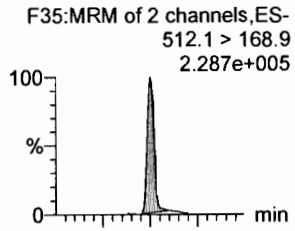

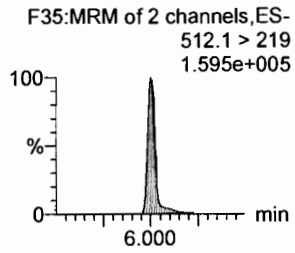

PFTrDA

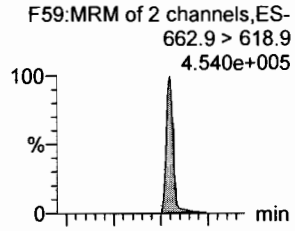

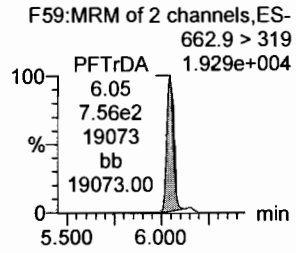

d5-N-EtFOSAA

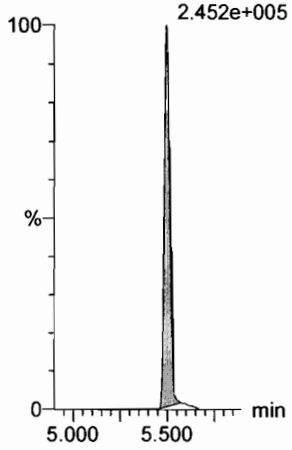

13C2-PFDoA

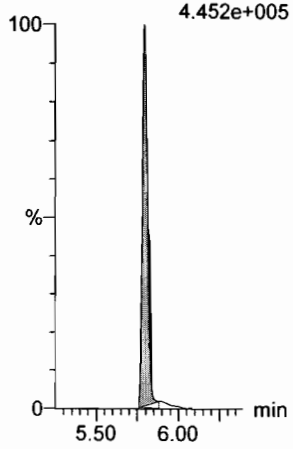

13C2-PFUdA

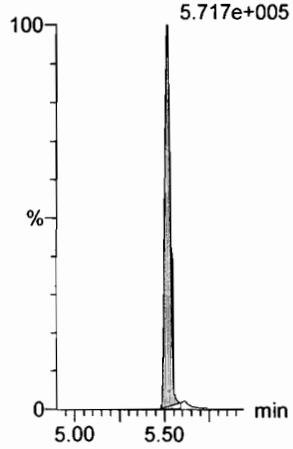

13C2-PFUdA



d3-N-MeFOSA

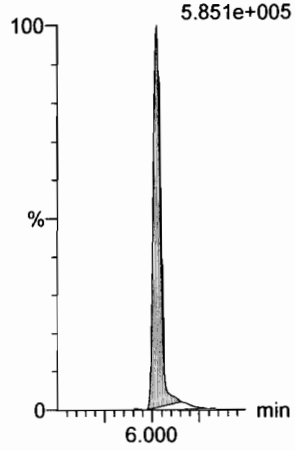

13C2-PFDoA

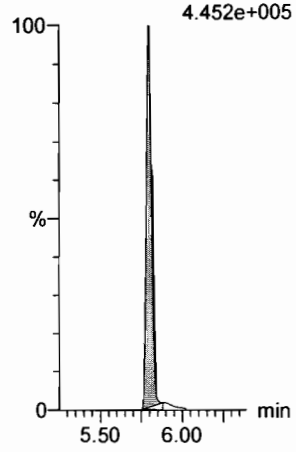

Dataset: F:\Projects\PFAS.PRO\Results\180227M1\180027M1-88.qld

Last Altered: Wednesday, February 28, 2018 13:23:33 Pacific Standard Time
Printed: Thursday, March 01, 2018 11:10:51 Pacific Standard Time

Name: 180227M1_88, Date: 28-Feb-2018, Time: 11:57:30, ID: ST180227M1-13 PFC CS3 18B2317, Description: PFC CS3 18B2317

PFTeDA

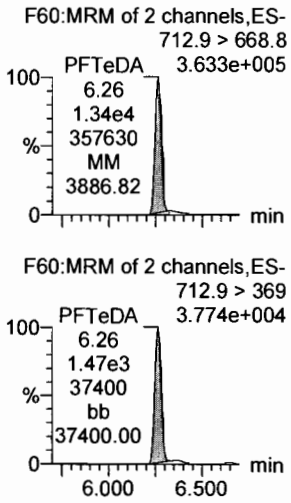

N-EtFOSA

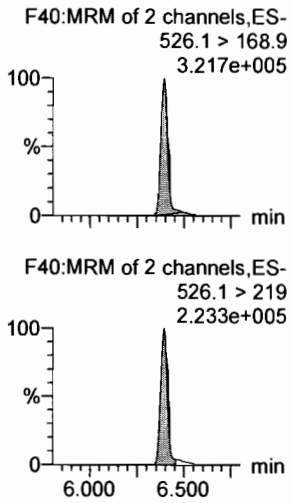

PFHxDA

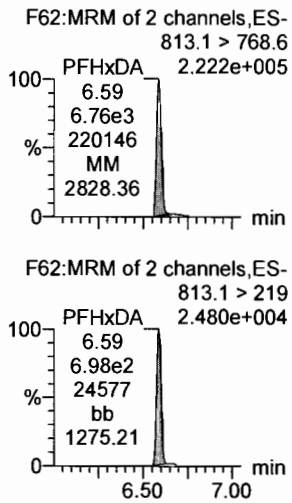

PFODA

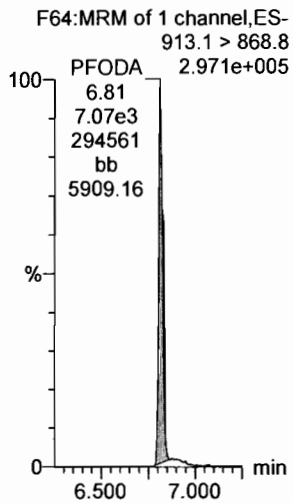

N-MeFOSE

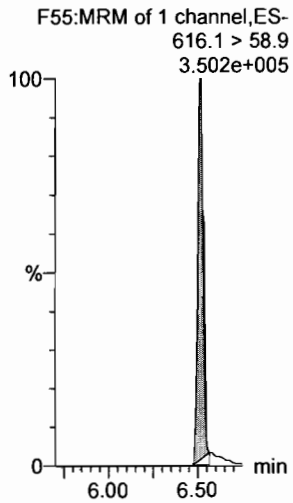

N-EtFOSE

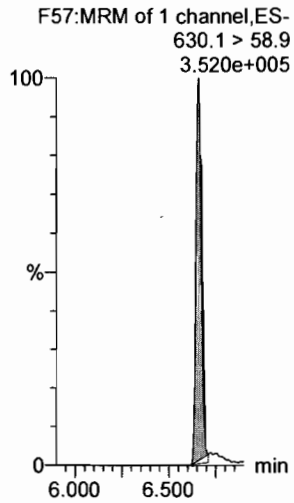

13C2-PFTeDA

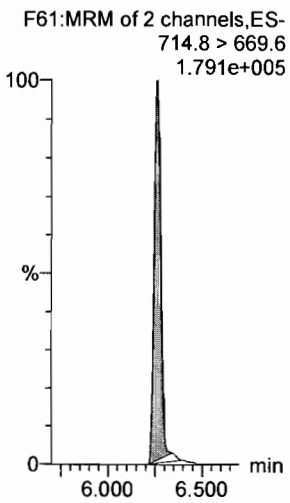

d5-N-ETFOSA

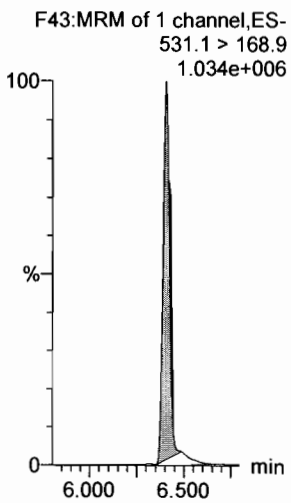

13C2-PFHxDA

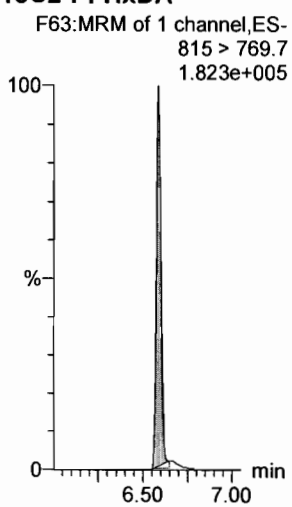

13C2-PFHxDA

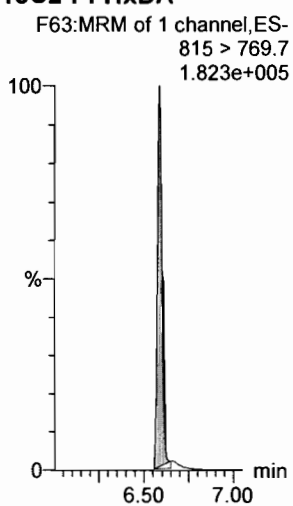

d7-N-MeFOSE



d9-N-EtFOSE



Dataset: F:\Projects\PFAS.PRO\Results\180227M1\180027M1-88.qld

Last Altered: Wednesday, February 28, 2018 13:23:33 Pacific Standard Time
Printed: Thursday, March 01, 2018 11:10:51 Pacific Standard Time

Name: 180227M1_88, Date: 28-Feb-2018, Time: 11:57:30, ID: ST180227M1-13 PFC CS3 18B2317, Description: PFC CS3 18B2317

13C4-PFBA

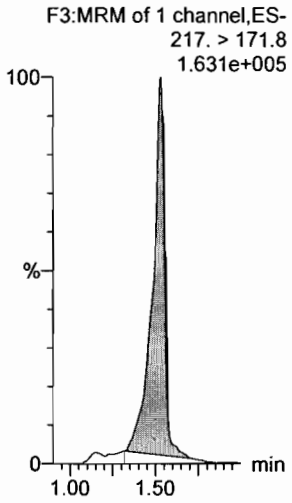

13C5-PFHxA

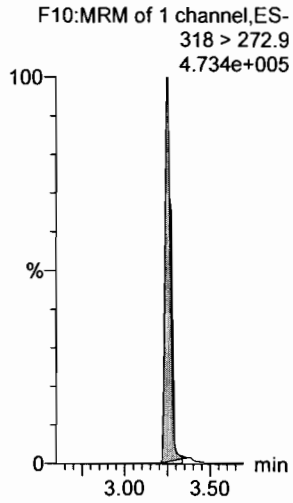

13C3-PFHxS

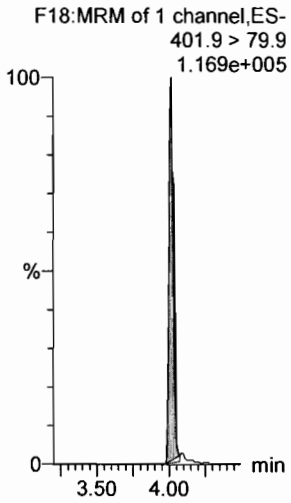

13C8-PFOA

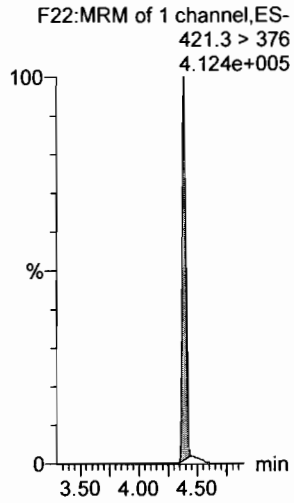

13C9-PFNA

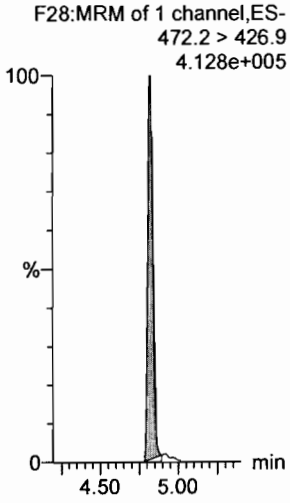

13C4-PFOS

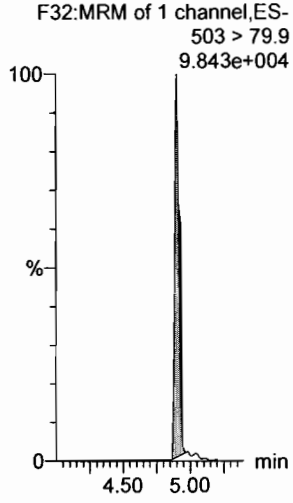

13C6-PFDA

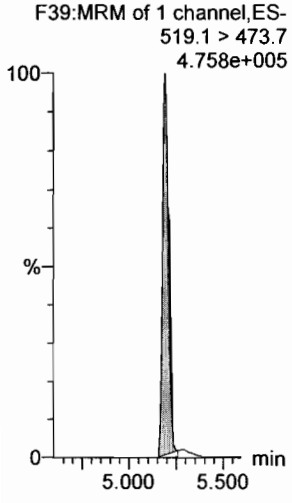

13C7-PFUdA

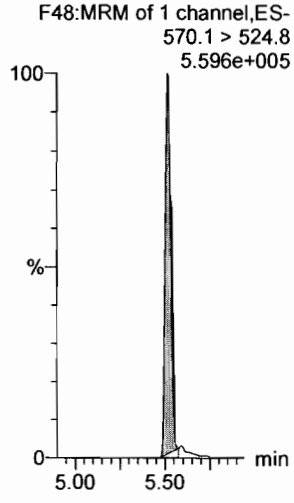

Vista Analytical Laboratory

Dataset: F:\Projects\PFAS.PRO\Results\180227M1\180027M1-110.qld

Last Altered: Thursday, March 01, 2018 11:17:16 Pacific Standard Time
Printed: Thursday, March 01, 2018 11:17:39 Pacific Standard Time

Rev'd: JA. 03/01/2018

Ⓐ Above limit criteria.

Method: F:\Projects\PFAS.PRO\MethDB\PFAS_FULL_80C_022718.mdb 28 Feb 2018 13:19:45
Calibration: F:\Projects\PFAS.PRO\CurveDB\C18_VAL-PFAS_Q4_02-27-18-FULL.cdb 28 Feb 2018 11:20:16

Name: 180227M1_110, Date: 28-Feb-2018, Time: 16:09:37, ID: ST180227M1-14 PFC CS3 18B2317, Description: PFC CS3 18B2317

	#	Name	Trace	Area	IS Area	RRF	Pred.RT	RT	y Axis Resp.	Conc.	%Rec	Recovery Out
1	1	PFBA	213.0 > 168.8	1.09e4	1.16e4		1.46	1.54	11.7	10.2	102.1	NO
2	2	PFPeA	263.1 > 218.9	1.23e4	1.54e4		2.31	2.50	10.0	10.6	105.5	NO
3	3	PFBS	299.0 > 79.7	3.20e3	2.00e3		2.60	2.77	20.0	11.3	113.4	NO
4	4	4:2 FTS	327.2>307.2	2.15e3	2.00e3		3.00	3.16	13.4	10.1	101.3	NO
5	5	PFHxA	313.2 > 268.9	1.34e4	4.52e3		3.19	3.26	14.8	9.56	95.6	NO
6	6	PFPeS	349.1>80.1	3.19e3	2.00e3		3.39	3.46	19.9	11.3	113.1	NO
7	7	PFHpA	363.0 > 318.9	1.23e4	1.14e4		3.81	3.87	13.5	10.9	108.8	NO
8	8	L-PFHxS	398.9 > 79.6	2.19e3	1.53e3		4.17	4.02	17.9	9.98	99.8	NO
9	10	6:2 FTS	427.1 > 407	3.04e3	1.75e4		4.28	4.33	2.17	10.9	109.2	NO
10	11	L-PFOA	413 > 368.7	1.44e4	1.75e4		4.40	4.39	10.3	10.9	109.1	NO
11	13	PFHpS	449 > 80.0	3.23e3	1.75e4		4.44	4.50	2.31	11.3	113.1	NO
12	14	PFNA	463.0 > 418.8	1.59e4	1.30e4		4.76	4.82	15.3	12.4	123.9	NO
13	15	PFOSA	498.1 > 77.8	3.73e3	4.16e3		4.83	4.89	11.2	11.6	115.7	NO
14	16	L-PFOS	499 > 79.9	3.70e3	3.91e3		4.90	4.90	11.8	12.3	123.1	NO
15	18	PFDA	513 > 468.8	1.52e4	1.29e4		5.14	5.19	14.8	9.89	98.9	NO
16	19	8:2 FTS	527 > 506.9	3.59e3	1.75e4		5.12	5.16	2.57	11.3	113.0	NO
17	20	PFNS	549.1>80.1	2.98e3	3.91e3		5.08	5.25	9.51	11.4	113.7	NO
18	21	N-MeFOSAA	570.1 > 419	8.52e3	7.05e3		5.29	5.35	15.1	10.6	106.1	NO
19	22	N-EtFOSAA	584.2 > 419	6.13e3	7.21e3		5.45	5.50	10.6	10.2	102.3	NO
20	23	PFUdA	563.0 > 518.9	1.55e4	1.93e4		5.46	5.51	10.1	11.4	114.2	NO
21	24	PFDS	598.8 > 80	3.51e3	1.93e4		5.51	5.56	2.27	8.40	84.0	NO
22	25	PFDoA	612.9 > 569.0	1.53e4	1.75e4		5.74	5.80	10.9	10.3	102.8	NO
23	26	N-MeFOSA	512.1 > 168.9	8.73e3	2.38e4		5.84	6.01	55.0	64.7	129.5	NO
24	27	PFTrDA	662.9 > 618.9	1.94e4	1.75e4		5.98	6.04	13.9	10.5	105.3	NO
25	28	PFTeDA	712.9 > 668.8	1.32e4	5.89e3		6.20	6.26	28.0	13.8	137.6	YES Ⓐ
26	29	N-EtFOSA	526.1 > 168.9	1.25e4	3.84e4		6.22	6.40	48.7	59.1	118.2	NO
27	30	PFHxDA	813.1 > 768.6	6.63e3	4.90e3		6.51	6.59	6.77	11.4	113.6	NO
28	31	PFODA	913.1 > 868.8	7.54e3	4.90e3		6.74	6.81	7.70	10.4	104.1	NO
29	32	N-MeFOSE	616.1 > 58.9	1.27e4	3.51e4		6.31	6.52	54.3	53.0	106.0	NO
30	33	N-EtFOSE	630.1 > 58.9	1.07e4	2.87e4		6.45	6.66	55.9	45.6	91.3	NO
31	34	13C3-PFBA	216.1 > 171.8	1.16e4	1.30e4	0.940	1.46	1.54	11.1	11.8	94.6	NO

JM 3/1/18

Vista Analytical Laboratory

Dataset: F:\Projects\PFAS.PRO\Results\180227M1\180027M1-110.qld

Last Altered: Thursday, March 01, 2018 11:17:16 Pacific Standard Time
Printed: Thursday, March 01, 2018 11:17:39 Pacific Standard Time

Name: 180227M1_110, Date: 28-Feb-2018, Time: 16:09:37, ID: ST180227M1-14 PFC CS3 18B2317, Description: PFC CS3 18B2317

	#	Name	Trace	Area	IS Area	RRF	Pred.RT	RT	y Axis Resp.	Conc.	%Rec	Recovery Out
32	35	13C3-PFPeA	266. > 221.8	1.54e4	1.61e4	0.948	2.42	2.50	11.9	12.6	100.5	NO
33	36	13C3-PFBS	302. > 98.8	2.00e3	1.61e4	0.131	2.69	2.77	1.55	11.8	94.7	NO
34	37	13C2-PFHxA	315 > 269.8	4.52e3	1.61e4	0.740	3.19	3.26	3.51	4.73	94.7	NO
35	38	13C4-PFHpA	367.2 > 321.8	1.14e4	1.61e4	0.776	3.81	3.87	8.83	11.4	91.0	NO
36	39	18O2-PFHxS	403.0 > 102.6	1.53e3	4.00e3	0.412	3.96	4.02	4.78	11.6	92.8	NO
37	40	13C2-PFOA	414.9 > 369.7	1.75e4	1.51e4	1.891	4.33	4.39	14.5	7.67	61.3	NO
38	41	13C5-PFNA	468.2 > 422.9	1.30e4	1.46e4	0.959	4.76	4.83	11.1	11.5	92.4	NO
39	42	13C8-PFOSA	506.1 > 77.7	4.16e3	1.73e4	0.308	4.83	4.89	3.01	9.79	78.3	NO
40	43	13C8-PFOS	507.0 > 79.9	3.91e3	3.88e3	1.096	4.84	4.90	12.6	11.5	92.1	NO
41	44	13C2-PFDA	515.1 > 469.9	1.29e4	1.64e4	0.926	5.14	5.19	9.81	10.6	84.8	NO
42	45	d3-N-MeFOSAA	573.3 > 419	7.05e3	1.73e4	0.359	5.29	5.34	5.10	14.2	113.8	NO
43	46	d5-N-EtFOSAA	589.3 > 419	7.21e3	1.73e4	0.435	5.45	5.50	5.22	12.0	96.1	NO
44	47	13C2-PFUdA	565 > 519.8	1.93e4	1.73e4	1.138	5.46	5.51	14.0	12.3	98.2	NO
45	48	13C2-PFDoA	615.0 > 569.7	1.75e4	1.73e4	1.059	5.74	5.80	12.7	12.0	95.6	NO
46	49	d3-N-MeFOSA	515.2 > 168.9	2.38e4	1.73e4	0.151	5.84	6.03	17.2	114	76.1	NO
47	50	13C2-PFTeDA	714.8 > 669.6	5.89e3	1.73e4	0.484	6.20	6.26	4.26	8.81	70.5	NO
48	51	d5-N-ETFOSA	531.1 > 168.9	3.84e4	1.73e4	0.215	6.22	6.41	27.8	129	86.1	NO
49	52	13C2-PFHxDA	815 > 769.7	4.90e3	1.73e4	0.741	6.51	6.59	3.55	4.78	95.7	NO
50	53	d7-N-MeFOSE	623.1 > 58.9	3.51e4	1.73e4	0.186	6.31	6.51	25.4	136	91.0	NO
51	54	d9-N-EtFOSE	639.2 > 58.8	2.87e4	1.73e4	0.159	6.45	6.65	20.8	130	86.9	NO
52	55	13C4-PFBA	217. > 171.8	1.30e4	1.30e4	1.000	1.46	1.54	12.5	12.5	100.0	NO
53	56	13C5-PFHxA	318 > 272.9	1.61e4	1.61e4	1.000	3.19	3.26	12.5	12.5	100.0	NO
54	57	13C3-PFHxS	401.9 > 79.9	4.00e3	4.00e3	1.000	3.96	4.02	12.5	12.5	100.0	NO
55	58	13C8-PFOA	421.3 > 376	1.51e4	1.51e4	1.000	4.33	4.39	12.5	12.5	100.0	NO
56	59	13C9-PFNA	472.2 > 426.9	1.46e4	1.46e4	1.000	4.70	4.82	12.5	12.5	100.0	NO
57	60	13C4-PFOS	503 > 79.9	3.88e3	3.88e3	1.000	4.84	4.90	12.5	12.5	100.0	NO
58	61	13C6-PFDA	519.1 > 473.7	1.64e4	1.64e4	1.000	5.14	5.19	12.5	12.5	100.0	NO
59	62	13C7-PFUdA	570.1 > 524.8	1.73e4	1.73e4	1.000	5.46	5.52	12.5	12.5	100.0	NO

Vista Analytical Laboratory

Dataset: Untitled

Last Altered: Thursday, March 01, 2018 11:28:47 Pacific Standard Time
Printed: Thursday, March 01, 2018 11:28:58 Pacific Standard Time

Method: F:\Projects\PFAS.PRO\MethDB\PFAS_FULL_80C_022718.mdb 28 Feb 2018 13:19:45
Calibration: F:\Projects\PFAS.PRO\CurveDB\C18_VAL-PFAS_Q4_02-27-18-FULL.cdb 28 Feb 2018 11:20:16

Compound name: PFBA

	Name	ID	Acq.Date	Acq.Time
1	180227M1_1	IPA	27-Feb-18	19:19:16
2	180227M1_2	ST180227M1-1 PFC CS-2 18B2312	27-Feb-18	19:30:40
3	180227M1_3	ST180227M1-2 PFC CS-1 18B2313	27-Feb-18	19:42:07
4	180227M1_4	ST180227M1-3 PFC CS0 18B2314	27-Feb-18	19:53:34
5	180227M1_5	ST180227M1-4 PFC CS1 18B2315	27-Feb-18	20:05:03
6	180227M1_6	ST180227M1-5 PFC CS2 18B2316	27-Feb-18	20:16:34
7	180227M1_7	ST180227M1-6 PFC CS3 18B2317	27-Feb-18	20:28:00
8	180227M1_8	ST180227M1-7 PFC CS4 18B2318	27-Feb-18	20:39:30
9	180227M1_9	ST180227M1-8 PFC CS5 18B2319	27-Feb-18	20:51:00
10	180227M1_10	ST180227M1-9 PFC CS6 18B2320	27-Feb-18	21:02:27
11	180227M1_11	ST180227M1-10 PFC CS7 18B2321	27-Feb-18	21:13:56
12	180227M1_12	IPA	27-Feb-18	21:25:26
13	180227M1_13	ICV180227M1-1 PFC ICV 18B2311	27-Feb-18	21:36:56
14	180227M1_14	IPA	27-Feb-18	21:48:26
15	180227M1_15	1800170-01@5X MBR Grab 0.02037	27-Feb-18	21:59:52
16	180227M1_16	1800170-02@20x TANK 3 Comp 0.02084	27-Feb-18	22:11:23
17	180227M1_17	B8B0010-BS1 OPR 0.25	27-Feb-18	22:22:52
18	180227M1_18	B8B0010-MSD1 Matrix Spike Dup 0.11689	27-Feb-18	22:34:19
19	180227M1_19	B8B0010-MS1 Matrix Spike 0.11755	27-Feb-18	22:45:46
20	180227M1_20	B8B0096-BS1 OPR 0.125	27-Feb-18	22:57:13
21	180227M1_21	B8B0096-BLK1 Method Blank 0.125	27-Feb-18	23:08:40
22	180227M1_22	B8B0096-MS1 Matrix Spike 0.11568	27-Feb-18	23:20:09
23	180227M1_23	B8B0096-MSD1 Matrix Spike Dup 0.1188	27-Feb-18	23:31:38
24	180227M1_24	1800298-01 REEPDW155 0.11708	27-Feb-18	23:43:09
25	180227M1_25	1800298-02 REEPDW156 0.11596	27-Feb-18	23:54:38
26	180227M1_26	1800298-03 REEPDW157 0.12015	28-Feb-18	00:06:08
27	180227M1_27	1800298-04 REEPDW158 0.1178	28-Feb-18	00:17:39
28	180227M1_28	1800298-05 REEPDW159 0.11737	28-Feb-18	00:29:05
29	180227M1_29	1800299-01 REEPDW155FRB 0.11474	28-Feb-18	00:40:35
30	180227M1_30	1800299-02 REEPDW156FRB 0.1178	28-Feb-18	00:52:05
31	180227M1_31	1800299-03 REEPDW157FRB 0.11643	28-Feb-18	01:03:32

Dataset: Untitled

Last Altered: Thursday, March 01, 2018 11:28:47 Pacific Standard Time
Printed: Thursday, March 01, 2018 11:28:58 Pacific Standard Time

Compound name: PFBA

	Name	ID	Acq.Date	Acq.Time
32	180227M1_32	1800299-04 REEPDW158FRB 0.11892	28-Feb-18	01:14:59
33	180227M1_33	1800299-05 REEPDW159FRB 0.11693	28-Feb-18	01:26:25
34	180227M1_34	1800301-01 REEPDW160 0.11595	28-Feb-18	01:37:52
35	180227M1_35	1800301-02 REEPDW515 0.11695	28-Feb-18	01:49:19
36	180227M1_36	1800301-03 REEPDW161 0.11505	28-Feb-18	02:00:46
37	180227M1_37	IPA	28-Feb-18	02:12:13
38	180227M1_38	ST180227M1-11 PFC CS3 18B2317	28-Feb-18	02:23:40
39	180227M1_39	IPA	28-Feb-18	02:35:07
40	180227M1_40	1800301-04 REEPDW162 0.11664	28-Feb-18	02:46:37
41	180227M1_41	1800301-05 REEPDW163 0.11483	28-Feb-18	02:58:04
42	180227M1_42	1800302-01 REEPDW160FRB 0.11761	28-Feb-18	03:09:34
43	180227M1_43	1800302-02 REEPDW161FRB 0.1172	28-Feb-18	03:21:01
44	180227M1_44	1800302-03 REEPDW162FRB 0.11535	28-Feb-18	03:32:30
45	180227M1_45	1800302-04 REEPDW163FRB 0.11575	28-Feb-18	03:44:00
46	180227M1_46	1800308-11 OF-FB54-0218 0.11801	28-Feb-18	03:55:29
47	180227M1_47	1800308-16 OF-RW24-0218 0.11552	28-Feb-18	04:06:59
48	180227M1_48	1800308-17 OF-FB24-0218 0.11631	28-Feb-18	04:18:28
49	180227M1_49	1800308-18 OF-RW46-0218 0.11424	28-Feb-18	04:29:50
50	180227M1_50	B8B0126-BS1 OPR 0.125	28-Feb-18	04:41:17
51	180227M1_51	B8B0126-BSD1 LCSD 0.125	28-Feb-18	04:52:44
52	180227M1_52	B8B0126-BLK1 Method Blank 0.125	28-Feb-18	05:04:13
53	180227M1_53	1800333-01 REEPDW186 0.12089	28-Feb-18	05:15:40
54	180227M1_54	1800333-02 REEPDW187 0.11479	28-Feb-18	05:27:10
55	180227M1_55	1800333-03 REEPDW188 0.12197	28-Feb-18	05:38:37
56	180227M1_56	1800333-04 REEPDW153 0.12159	28-Feb-18	05:50:06
57	180227M1_57	1800334-01 REEPDW186FRB 0.12155	28-Feb-18	06:01:33
58	180227M1_58	1800334-02 REEPDW187FRB 0.12044	28-Feb-18	06:13:03
59	180227M1_59	1800334-03 REEPDW188FRB 0.12213	28-Feb-18	06:24:32
60	180227M1_60	1800334-04 REEPDW153FRB 0.12039	28-Feb-18	06:36:01
61	180227M1_61	B8B0130-BS1 OPR 0.125	28-Feb-18	06:47:28
62	180227M1_62	B8B0130-BLK1 Method Blank 0.125	28-Feb-18	06:58:58
63	180227M1_63	B8B0130-MS1 Matrix Spike 0.11711	28-Feb-18	07:10:26
64	180227M1_64	B8B0130-MSD1 Matrix Spike Dup 0.11705	28-Feb-18	07:21:55
65	180227M1_65	1800340-01 WI-AF-MW-614-0218 0.11804	28-Feb-18	07:33:26

Dataset: Untitled

Last Altered: Thursday, March 01, 2018 11:28:47 Pacific Standard Time
Printed: Thursday, March 01, 2018 11:28:58 Pacific Standard Time

Compound name: PFBA

(A) over 10 samples, invalid.

	Name	ID	Acq.Date	Acq.Time
66	180227M1_66	1800340-02 WI-AF-MW-613-0218 0.11332	28-Feb-18	07:44:52
67	180227M1_67	IPA	28-Feb-18	07:56:19
68	180227M1_68	ST180227M1-12 PFC CS0 18B2314	28-Feb-18	08:07:48
69	180227M1_69	IPA	28-Feb-18	08:19:18
70	180227M1_70	1800340-03 WI-AF-FB02-021418 0.12011	28-Feb-18	08:30:48
71	180227M1_71	1800340-04 WI-AF-EB02-021418 0.12032	28-Feb-18	08:42:17
72	180227M1_72	1800340-05 WI-AF-MW-612-0218 0.12001	28-Feb-18	08:53:47
73	180227M1_73	1800340-06 WI-AF-EB02-021518 0.12104	28-Feb-18	09:05:16
74	180227M1_74	1800340-07 WI-AF-MW-608-0218 0.11965	28-Feb-18	09:16:42
75	180227M1_75	1800340-08 WI-AF-MW-606-0218 0.11972	28-Feb-18	09:28:12
76	180227M1_76	1800340-09 WI-AF-MW-606P-0218 0.11838	28-Feb-18	09:39:41
77	180227M1_77	1800340-10 WI-AF-FB02-021618 0.12267	28-Feb-18	09:51:11
78	180227M1_78	1800340-11 WI-AF-MW-607-0218 0.11368	28-Feb-18	10:02:41
79	180227M1_79	1800340-12 WI-AF-MW-605-0218 0.11974	28-Feb-18	10:14:10
80	180227M1_80	1800340-13 WI-AF-MW-609-0218 0.11956	28-Feb-18	10:25:40
81	180227M1_81	1800341-01 WI-AF-MW-N3-12-0218 0.11794	28-Feb-18	10:37:10
82	180227M1_82	1800341-02 WI-AF-3-MW-2-0218 0.12097	28-Feb-18	10:48:39
83	180227M1_83	1800341-03 WI-AF-N29-22D-0218 0.11995	28-Feb-18	11:00:08
84	180227M1_84	1800341-04 WI-AF-FB01-021918 0.11668	28-Feb-18	11:11:38
85	180227M1_85	1800341-05 WI-AF-EB01-021918 0.12143	28-Feb-18	11:23:07
86	180227M1_86	1800342-20 WI-AF-MW-200-0218 0.11976 (A)	28-Feb-18	11:34:36
87	180227M1_87	IPA	28-Feb-18	11:46:03
88	180227M1_88	ST180227M1-13 PFC CS3 18B2317	28-Feb-18	11:57:30
89	180227M1_89	IPA	28-Feb-18	12:08:57
90	180227M1_90	1800342-21 WI-AF-EB01-021818 0.12006	28-Feb-18	12:20:24
91	180227M1_91	B8B0129-BS1 OPR 0.125	28-Feb-18	12:31:51
92	180227M1_92	B8B0129-BLK1 Method Blank 0.125	28-Feb-18	12:43:17
93	180227M1_93	B8B0129-MS1 Matrix Spike 0.11962	28-Feb-18	12:54:44
94	180227M1_94	B8B0129-MSD1 Matrix Spike Dup 0.12145	28-Feb-18	13:06:11
95	180227M1_95	1800332-01 OF-RW42B-MID01-0218 0.11601	28-Feb-18	13:17:38
96	180227M1_96	1800332-02 OF-RW42B-EFF01-0218 0.1211	28-Feb-18	13:29:08
97	180227M1_97	1800332-03 OF-RW42B-FB01-0218 0.12204	28-Feb-18	13:40:38
98	180227M1_98	1800332-04 OF-RW42C-INF01-0218 0.1208	28-Feb-18	13:52:07
99	180227M1_99	1800332-05 OF-RW42C-MID01-0218 0.12063	28-Feb-18	14:03:37

Vista Analytical Laboratory

Dataset: Untitled

Last Altered: Thursday, March 01, 2018 11:28:47 Pacific Standard Time
Printed: Thursday, March 01, 2018 11:28:58 Pacific Standard Time

Compound name: PFBA

	Name	ID	Acq.Date	Acq.Time
100	180227M1_100	1800332-06 OF-RW42C-EFF01-0218 0.11886	28-Feb-18	14:14:58
101	180227M1_101	1800332-07 OF-RW42C-FB01-0218 0.11859	28-Feb-18	14:26:25
102	180227M1_102	1800332-08 OF-INF01-WT-021418 0.11784	28-Feb-18	14:37:52
103	180227M1_103	1800332-09 OF-MID01-WT-021418 0.11976	28-Feb-18	14:49:19
104	180227M1_104	1800332-10 OF-FB01-WT-021418 0.12199	28-Feb-18	15:00:46
105	180227M1_105	1800332-11 OF-EFF01-WT-021418 0.12052	28-Feb-18	15:12:12
106	180227M1_106	1800332-12 OF-EFF01P-WT-021418 0.12067	28-Feb-18	15:23:42
107	180227M1_107	1800337-01 REEPDW189 0.12105	28-Feb-18	15:35:11
108	180227M1_108	1800338-01 REEPDW189FRB 0.12225	28-Feb-18	15:46:41
109	180227M1_109	IPA	28-Feb-18	15:58:10
110	180227M1_110	ST180227M1-14 PFC CS3 18B2317	28-Feb-18	16:09:37
111	180227M1_111	IPA	28-Feb-18	16:21:07
112	180227M1_112	1800339-01 WI-A06-MW-06-0218 0.11846	28-Feb-18	16:32:36
113	180227M1_113	1800339-02 WI-A06-FB01-021618 0.12165	28-Feb-18	16:44:06
114	180227M1_114	1800339-03 WI-A06-EB01-021618 0.12121	28-Feb-18	16:55:33
115	180227M1_115	1800339-04 WI-A06-S-01-0218 0.12143	28-Feb-18	17:07:03
116	180227M1_116	1800339-05 WI-A06-S-01P-0218 0.12184	28-Feb-18	17:18:32
117	180227M1_117	1800339-06 WI-A06-FB01-021918 0.12222	28-Feb-18	17:30:02
118	180227M1_118	IPA	28-Feb-18	17:41:23
119	180227M1_119	ST180227M1-15 PFC CS3 18B2317	28-Feb-18	17:52:50
120	180227M1_120	IPA	28-Feb-18	18:04:17

Dataset: F:\Projects\PFAS.PRO\Results\180227M1\180027M1-110.qld

Last Altered: Thursday, March 01, 2018 11:17:16 Pacific Standard Time
Printed: Thursday, March 01, 2018 11:17:39 Pacific Standard Time

Method: F:\Projects\PFAS.PRO\MethDB\PFAS_FULL_80C_022718.mdb 28 Feb 2018 13:19:45
Calibration: F:\Projects\PFAS.PRO\CurveDB\C18_VAL-PFAS_Q4_02-27-18-FULL.cdb 28 Feb 2018 11:20:16

Name: 180227M1_110, Date: 28-Feb-2018, Time: 16:09:37, ID: ST180227M1-14 PFC CS3 18B2317, Description: PFC CS3 18B2317

PFBA

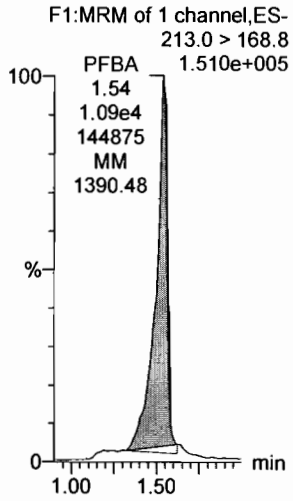

PFPeA

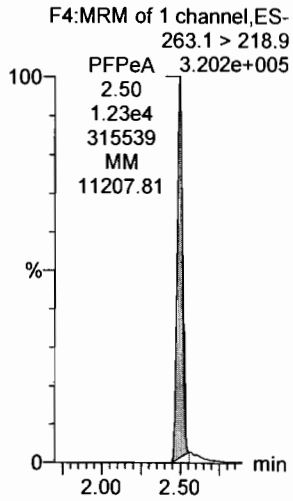

PFBS

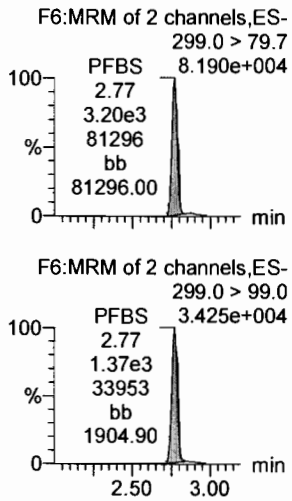

4:2 FTS

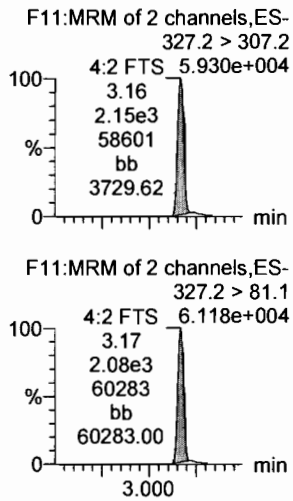

PFHxA

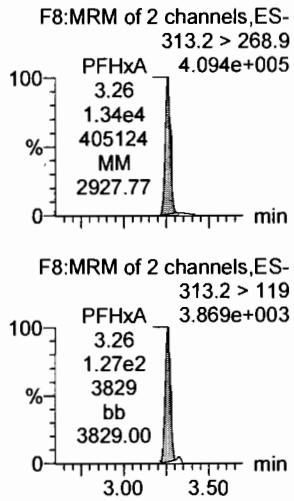

PFPeS

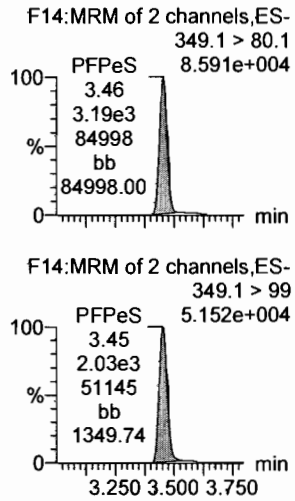

13C3-PFBA

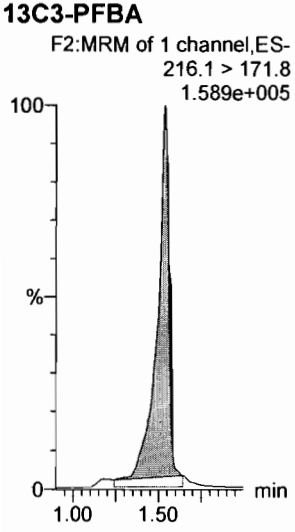

13C3-PFPeA

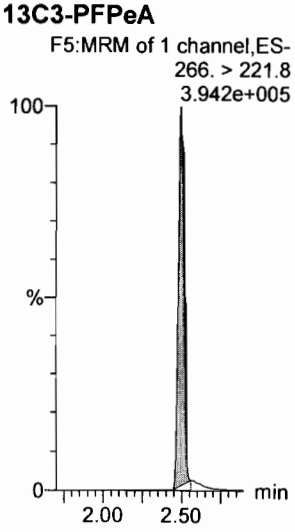

13C3-PFBS

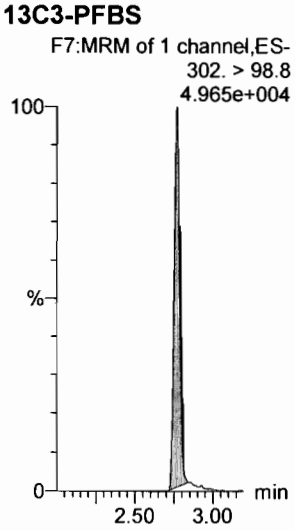

13C3-PFBS

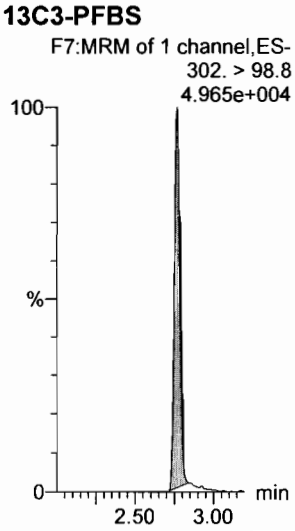

13C2-PFHxA

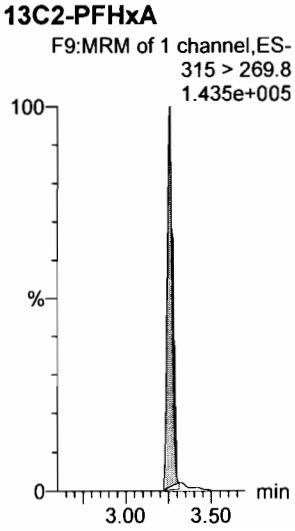

13C3-PFBS

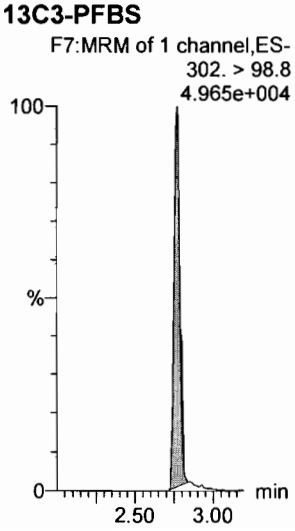

Dataset: F:\Projects\PFAS.PRO\Results\180227M1\180027M1-110.qld

Last Altered: Thursday, March 01, 2018 11:17:16 Pacific Standard Time
Printed: Thursday, March 01, 2018 11:17:39 Pacific Standard Time

Name: 180227M1_110, Date: 28-Feb-2018, Time: 16:09:37, ID: ST180227M1-14 PFC CS3 18B2317, Description: PFC CS3 18B2317

6:2 FTS

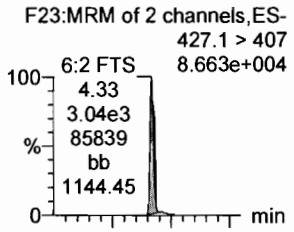

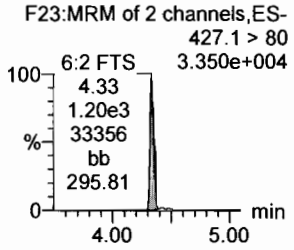

PFHpA

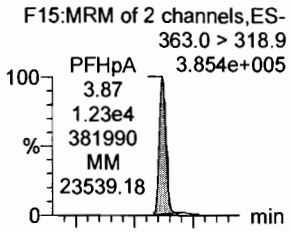

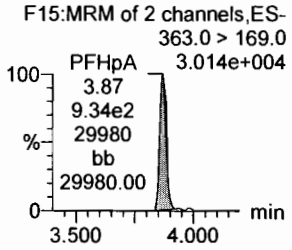

L-PFHxS

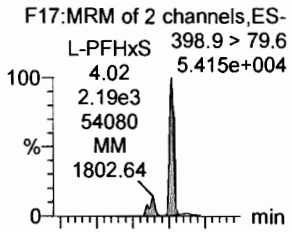

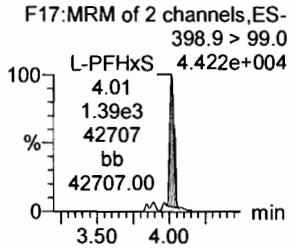

L-PFOA

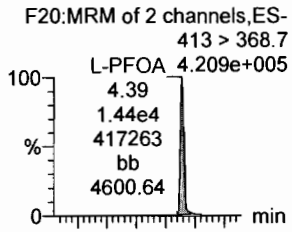

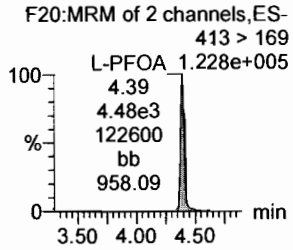

PFHpS

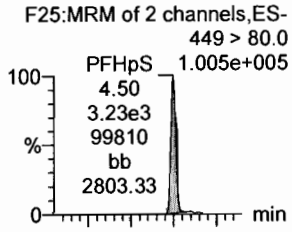

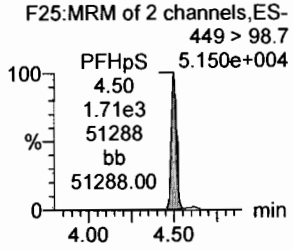

PFNA

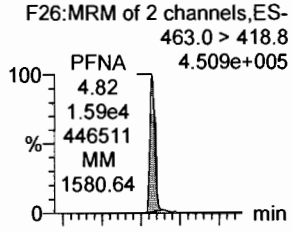

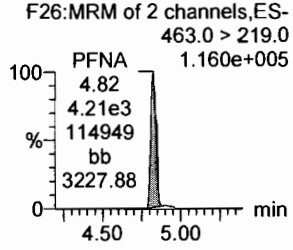

18O2-PFHxS

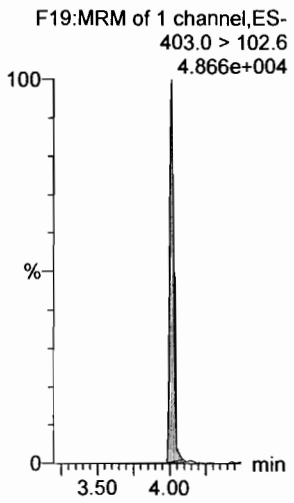

13C4-PFHpA

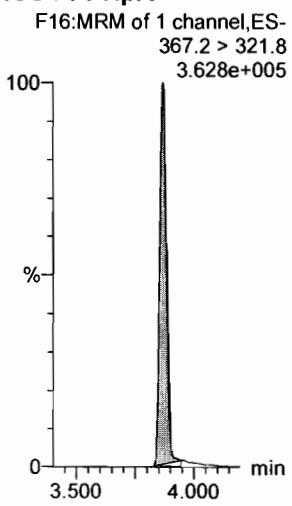

13C2-PFOA

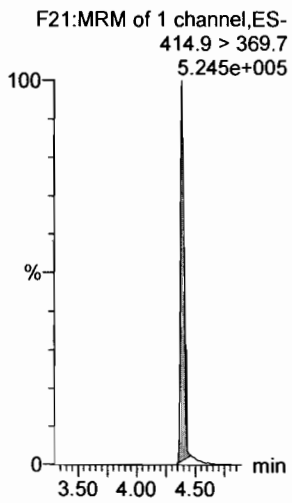

13C2-PFOA

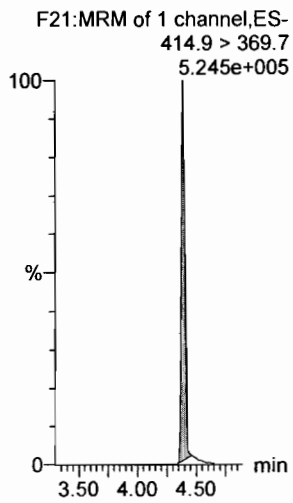

13C2-PFOA

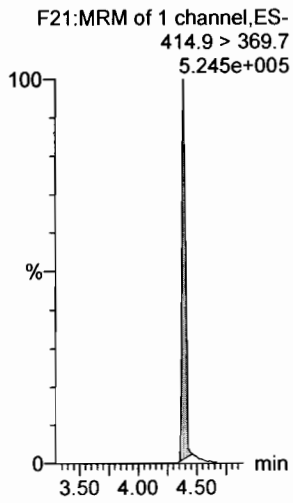

13C5-PFNA



Dataset: F:\Projects\PFAS.PRO\Results\180227M1\180027M1-110.qld

Last Altered: Thursday, March 01, 2018 11:17:16 Pacific Standard Time
Printed: Thursday, March 01, 2018 11:17:39 Pacific Standard Time

Name: 180227M1_110, Date: 28-Feb-2018, Time: 16:09:37, ID: ST180227M1-14 PFC CS3 18B2317, Description: PFC CS3 18B2317

PFOSA

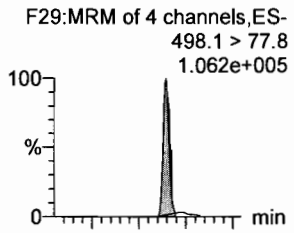

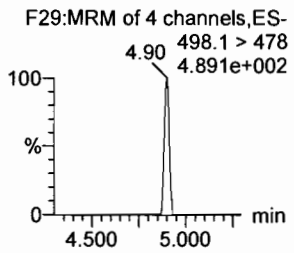

L-PFOS

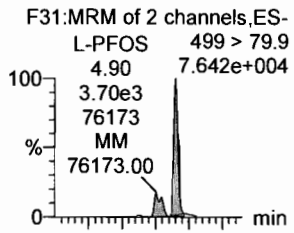

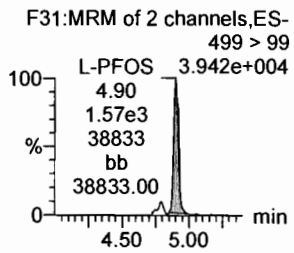

PFDA

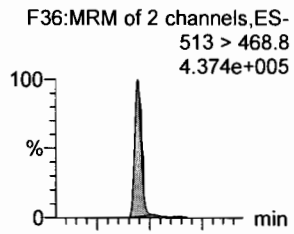

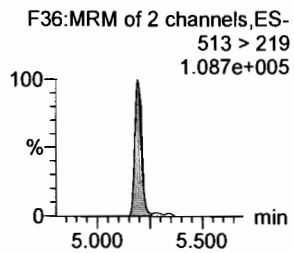

8:2 FTS

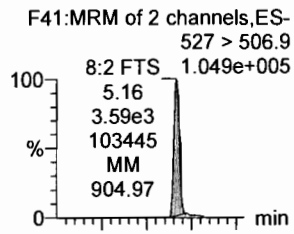

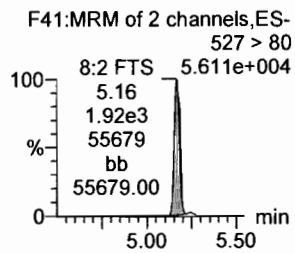

PFNS

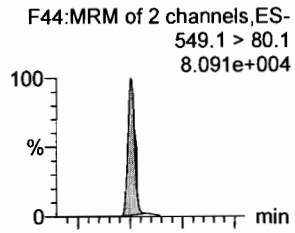

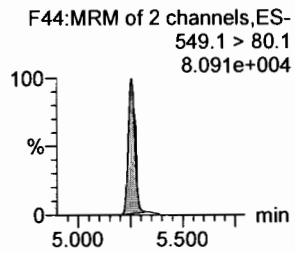

N-MeFOSAA

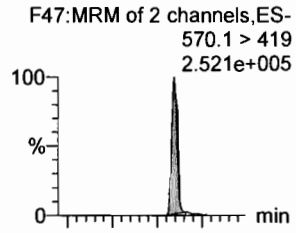

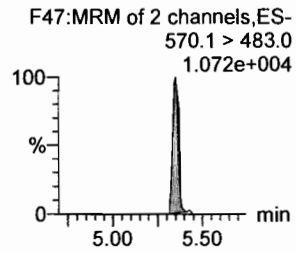

13C8-PFOSA

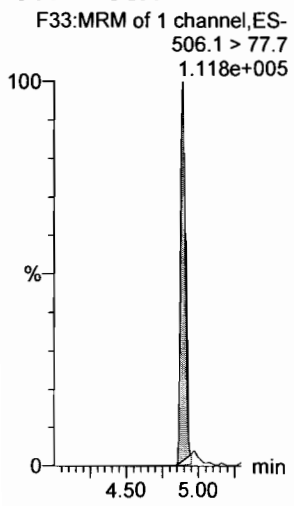

13C8-PFOS

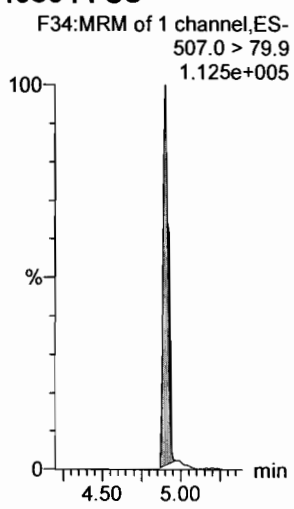

13C2-PFDA

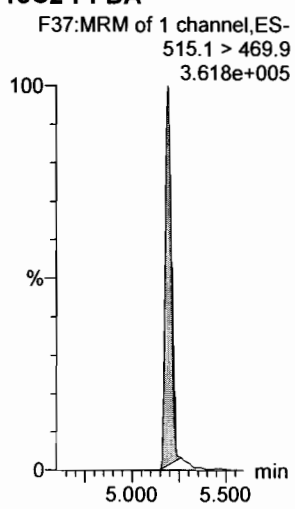

13C2-PFOA

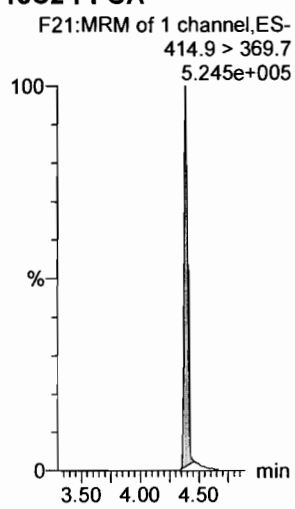

13C2-PFOA

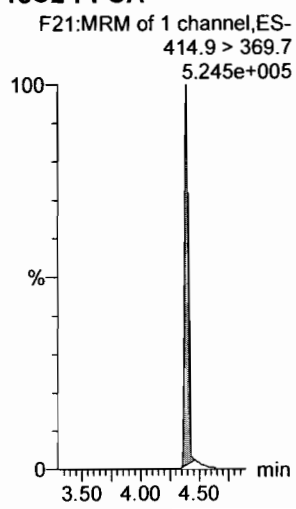

d3-N-MeFOSAA

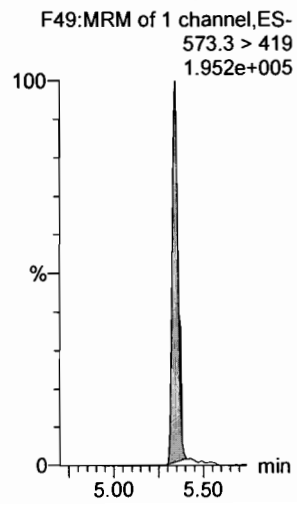

Dataset: F:\Projects\PFAS.PRO\Results\180227M1\180027M1-110.qld

Last Altered: Thursday, March 01, 2018 11:17:16 Pacific Standard Time
Printed: Thursday, March 01, 2018 11:17:39 Pacific Standard Time

Name: 180227M1_110, Date: 28-Feb-2018, Time: 16:09:37, ID: ST180227M1-14 PFC CS3 18B2317, Description: PFC CS3 18B2317

N-EtFOSAA

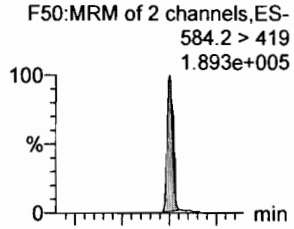

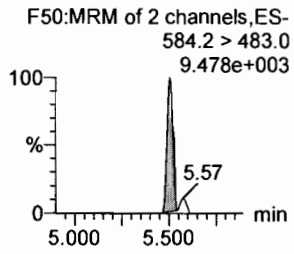

PFDoA

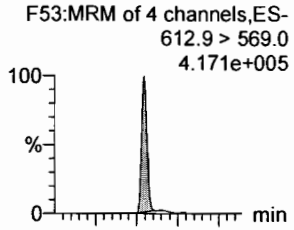

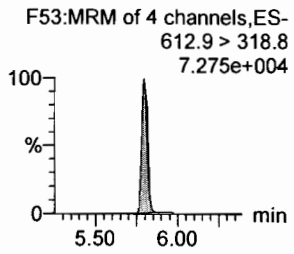

PFDS

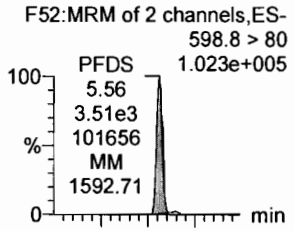

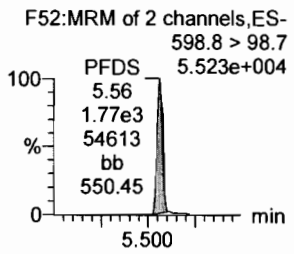

PFUdA

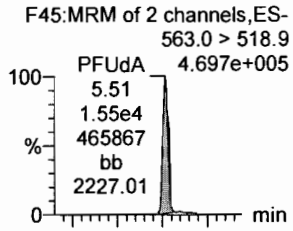

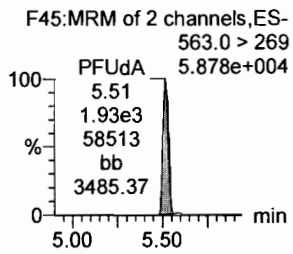

N-MeFOSA

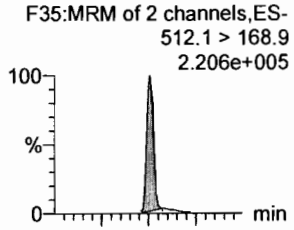

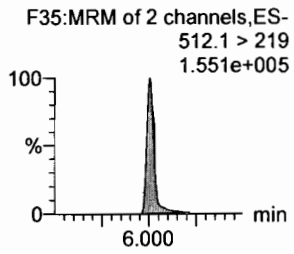

PFTrDA

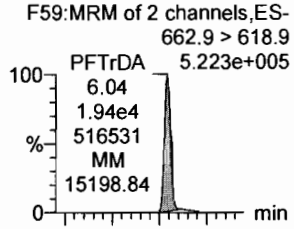

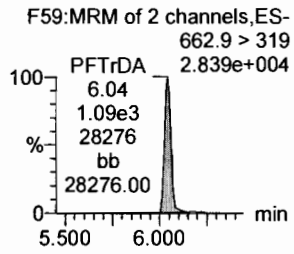

d5-N-EtFOSAA

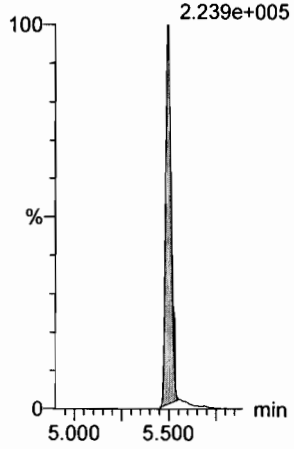

13C2-PFDoA

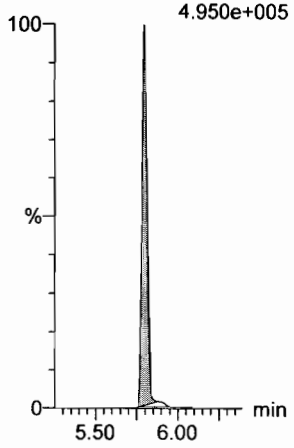

13C2-PFUdA

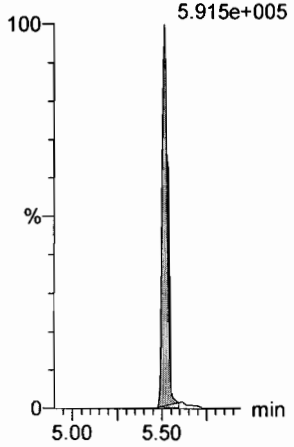

13C2-PFUdA

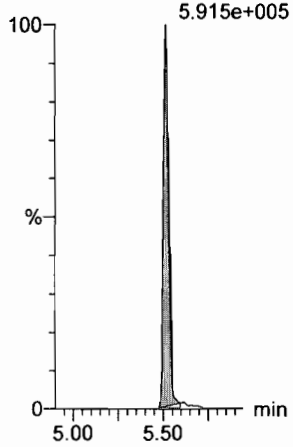

d3-N-MeFOSA

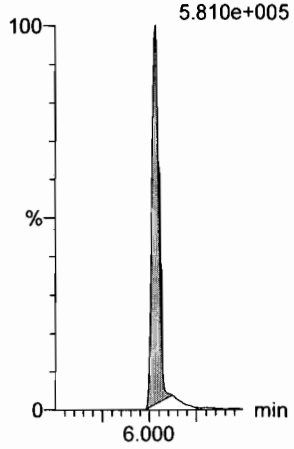

13C2-PFDoA

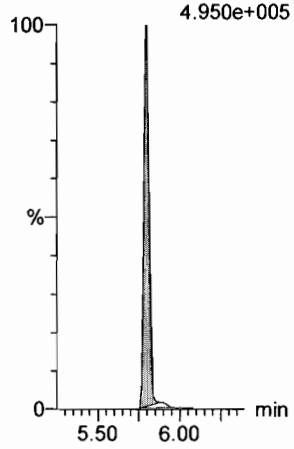

Dataset: F:\Projects\PFAS.PRO\Results\180227M1\180027M1-110.qld

Last Altered: Thursday, March 01, 2018 11:17:16 Pacific Standard Time
Printed: Thursday, March 01, 2018 11:17:39 Pacific Standard Time

Name: 180227M1_110, Date: 28-Feb-2018, Time: 16:09:37, ID: ST180227M1-14 PFC CS3 18B2317, Description: PFC CS3 18B2317

PFTeDA

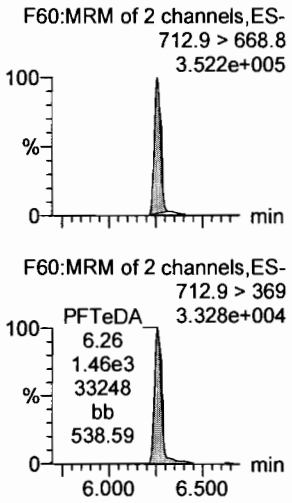

N-EtFOSA

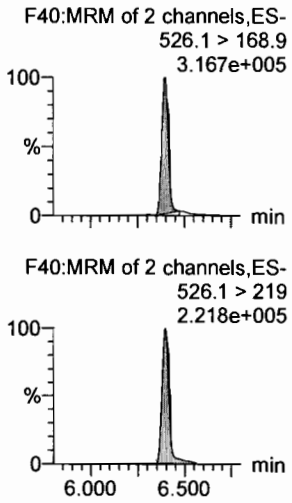

PFHxDA



PFODA

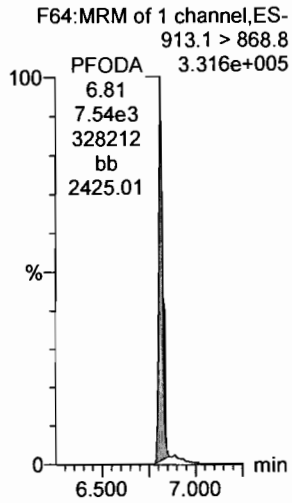

N-MeFOSE

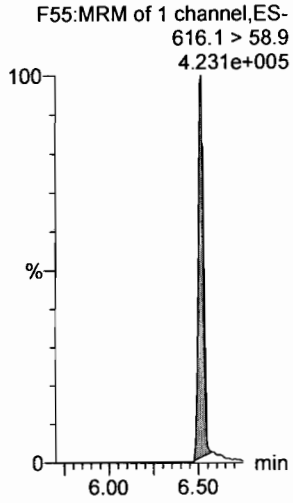

N-EtFOSE

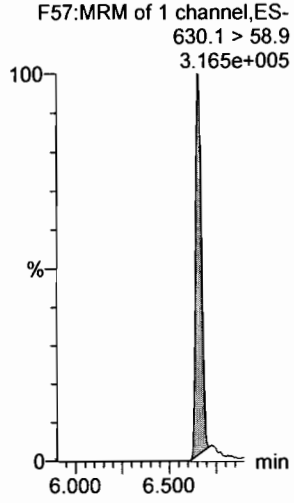

13C2-PFTeDA

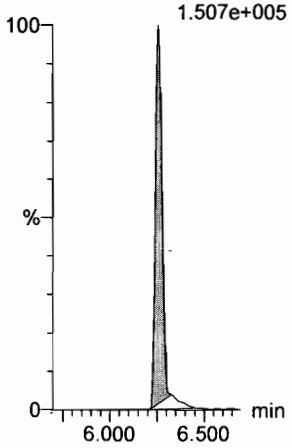

d5-N-ETFOSA

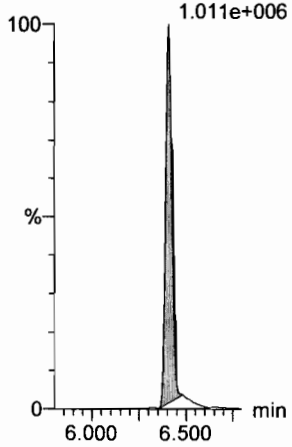

13C2-PFHxDA

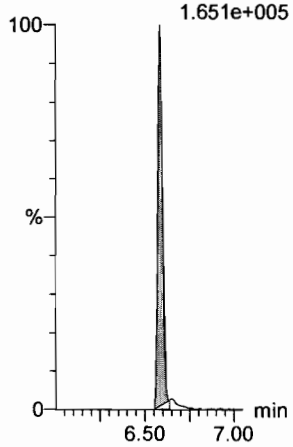

13C2-PFHxDA

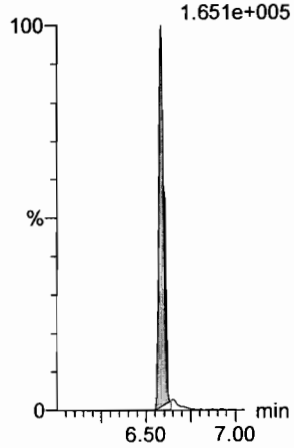

d7-N-MeFOSE

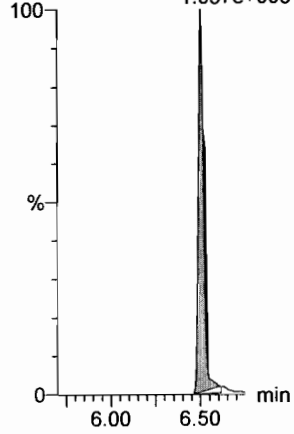

d9-N-EtFOSE

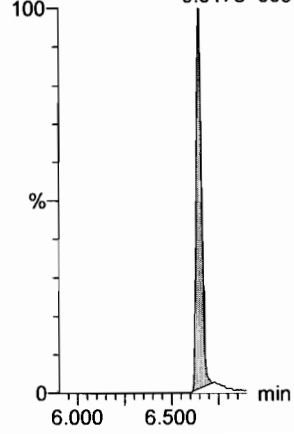

Dataset: F:\Projects\PFAS.PRO\Results\180227M1\180027M1-110.qld

Last Altered: Thursday, March 01, 2018 11:17:16 Pacific Standard Time
Printed: Thursday, March 01, 2018 11:17:39 Pacific Standard Time

Name: 180227M1_110, Date: 28-Feb-2018, Time: 16:09:37, ID: ST180227M1-14 PFC CS3 18B2317, Description: PFC CS3 18B2317

13C4-PFBA

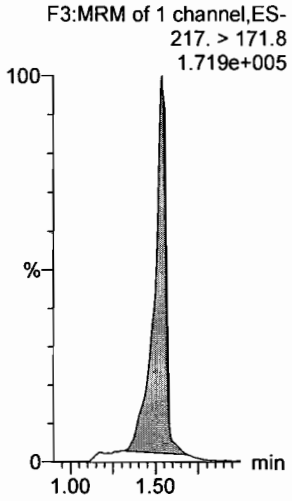

13C5-PFHxA

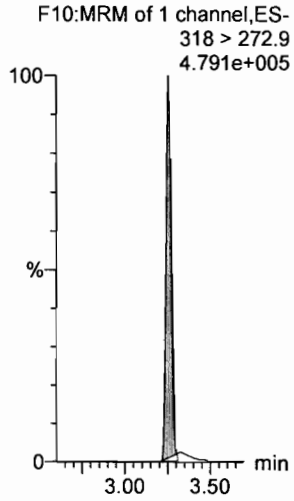

13C3-PFHxS

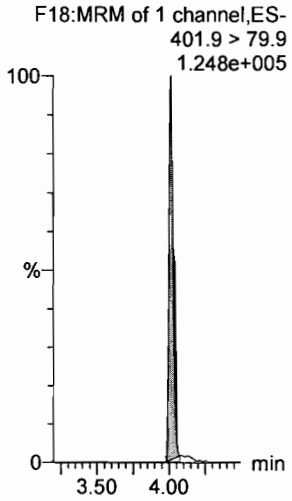

13C8-PFOA

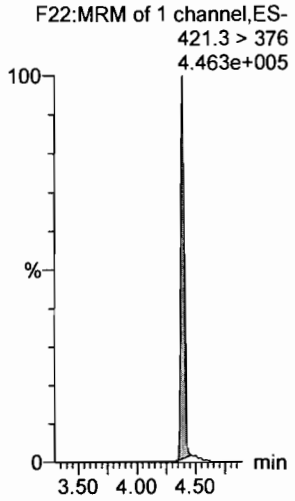

13C9-PFNA

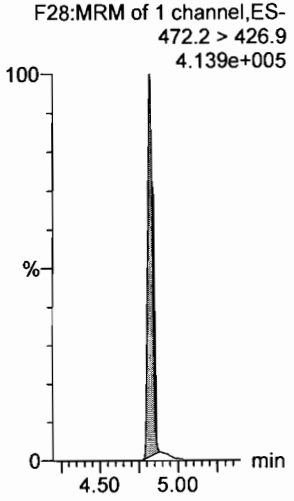

13C4-PFOS

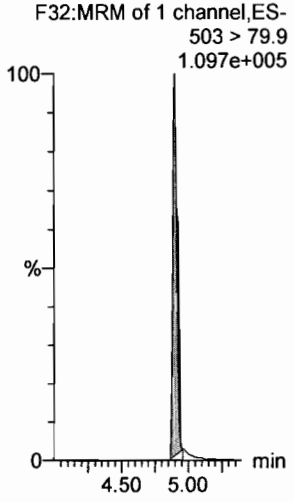

13C6-PFDA

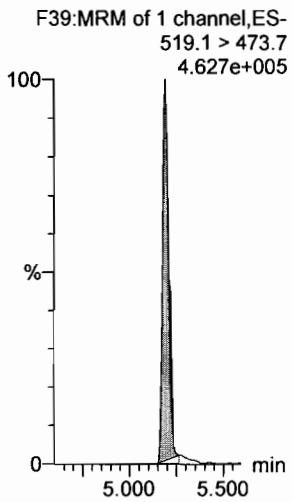

13C7-PFUdA

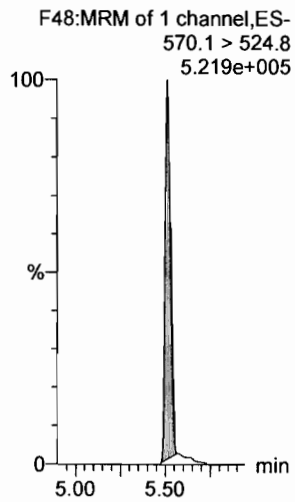

Dataset: Untitled

Last Altered: Friday, March 02, 2018 09:49:55 Pacific Standard Time
Printed: Friday, March 02, 2018 09:54:04 Pacific Standard Time

Method: F:\Projects\PFAS.PRO\MethDB\PFAS_RS-2-5-18.mdb 06 Feb 2018 10:46:28
Calibration: 02 Mar 2018 09:49:55

Name: 180228M1_7, Date: 28-Feb-2018, Time: 21:42:12, ID: ST180228M1-6 PFC CS3 18B2317, Description: PFC CS3 18B2317

	# Name	ID	Area	%Rec	Area Out
1	1 13C4-PFBA	ST180228M1-6 PFC CS3 18B2317	8.84e3	100.0	NO
2	2 13C5-PFHxA	ST180228M1-6 PFC CS3 18B2317	1.49e4	100.0	NO
3	3 13C3-PFHxS	ST180228M1-6 PFC CS3 18B2317	3.35e3	100.0	NO
4	4 13C8-PFOA	ST180228M1-6 PFC CS3 18B2317	1.28e4	100.0	NO
5	5 13C9-PFNA	ST180228M1-6 PFC CS3 18B2317	1.19e4	100.0	NO
6	6 13C4-PFOS	ST180228M1-6 PFC CS3 18B2317	3.67e3	100.0	NO
7	7 13C6-PFDA	ST180228M1-6 PFC CS3 18B2317	1.47e4	100.0	NO
8	8 13C7-PFUdA	ST180228M1-6 PFC CS3 18B2317	1.68e4	100.0	NO

Name: 180228M1_8, Date: 28-Feb-2018, Time: 21:53:43, ID: ST180228M1-7 PFC CS4 18B2318, Description: PFC CS4 18B2318

	# Name	ID	Area	%Rec	Area Out
1	1 13C4-PFBA	ST180228M1-7 PFC CS4 18B2318	1.33e4	151.0	YES
2	2 13C5-PFHxA	ST180228M1-7 PFC CS4 18B2318	1.67e4	112.2	NO
3	3 13C3-PFHxS	ST180228M1-7 PFC CS4 18B2318	3.67e3	109.8	NO
4	4 13C8-PFOA	ST180228M1-7 PFC CS4 18B2318	1.32e4	103.1	NO
5	5 13C9-PFNA	ST180228M1-7 PFC CS4 18B2318	1.28e4	107.2	NO
6	6 13C4-PFOS	ST180228M1-7 PFC CS4 18B2318	4.04e3	109.8	NO
7	7 13C6-PFDA	ST180228M1-7 PFC CS4 18B2318	1.47e4	100.3	NO
8	8 13C7-PFUdA	ST180228M1-7 PFC CS4 18B2318	1.55e4	92.2	NO

Name: 180228M1_9, Date: 28-Feb-2018, Time: 22:05:09, ID: ST180228M1-8 PFC CS5 18B2319, Description: PFC CS5 18B2319

	# Name	ID	Area	%Rec	Area Out
1	1 13C4-PFBA	ST180228M1-8 PFC CS5 18B2319	1.33e4	149.9	NO
2	2 13C5-PFHxA	ST180228M1-8 PFC CS5 18B2319	1.47e4	98.6	NO
3	3 13C3-PFHxS	ST180228M1-8 PFC CS5 18B2319	3.19e3	95.3	NO
4	4 13C8-PFOA	ST180228M1-8 PFC CS5 18B2319	1.25e4	97.1	NO
5	5 13C9-PFNA	ST180228M1-8 PFC CS5 18B2319	1.40e4	117.9	NO
6	6 13C4-PFOS	ST180228M1-8 PFC CS5 18B2319	3.35e3	91.3	NO
7	7 13C6-PFDA	ST180228M1-8 PFC CS5 18B2319	1.44e4	98.3	NO
8	8 13C7-PFUdA	ST180228M1-8 PFC CS5 18B2319	1.68e4	99.7	NO

Name: 180228M1_10, Date: 28-Feb-2018, Time: 22:16:39, ID: ST180228M1-9 PFC CS6 18B2320, Description: PFC CS6 18B2320

	# Name	ID	Area	%Rec	Area Out
1	1 13C4-PFBA	ST180228M1-9 PFC CS6 18B2320	1.26e4	142.1	NO
2	2 13C5-PFHxA	ST180228M1-9 PFC CS6 18B2320	1.42e4	95.7	NO
3	3 13C3-PFHxS	ST180228M1-9 PFC CS6 18B2320	3.43e3	102.6	NO
4	4 13C8-PFOA	ST180228M1-9 PFC CS6 18B2320	1.28e4	99.5	NO
5	5 13C9-PFNA	ST180228M1-9 PFC CS6 18B2320	1.39e4	116.7	NO
6	6 13C4-PFOS	ST180228M1-9 PFC CS6 18B2320	3.40e3	92.4	NO
7	7 13C6-PFDA	ST180228M1-9 PFC CS6 18B2320	1.38e4	94.2	NO
8	8 13C7-PFUdA	ST180228M1-9 PFC CS6 18B2320	1.39e4	82.6	NO

Dataset: Untitled

Last Altered: Friday, March 02, 2018 09:49:55 Pacific Standard Time
Printed: Friday, March 02, 2018 09:54:04 Pacific Standard Time

Name: 180228M1_11, Date: 28-Feb-2018, Time: 22:28:09, ID: ST180228M1-10 PFC CS7 18B2321, Description: PFC CS7 18B2321

	#	Name	ID	Area	%Rec	Area Out
1	1	13C4-PFBA	ST180228M1-10 PFC CS7 18B2321	1.25e4	141.2	NO
2	2	13C5-PFHxA	ST180228M1-10 PFC CS7 18B2321	1.34e4	90.3	NO
3	3	13C3-PFHxS	ST180228M1-10 PFC CS7 18B2321	2.97e3	88.9	NO
4	4	13C8-PFOA	ST180228M1-10 PFC CS7 18B2321	9.95e3	77.5	NO
5	5	13C9-PFNA	ST180228M1-10 PFC CS7 18B2321	1.14e4	95.9	NO
6	6	13C4-PFOS	ST180228M1-10 PFC CS7 18B2321	3.17e3	86.1	NO
7	7	13C6-PFDA	ST180228M1-10 PFC CS7 18B2321	1.29e4	87.6	NO
8	8	13C7-PFUdA	ST180228M1-10 PFC CS7 18B2321	1.37e4	81.1	NO

Name: 180228M1_12, Date: 28-Feb-2018, Time: 22:39:39, ID: IPA, Description: IPA

	#	Name	ID	Area	%Rec	Area Out
1	1	13C4-PFBA	IPA			NO
2	2	13C5-PFHxA	IPA			NO
3	3	13C3-PFHxS	IPA			NO
4	4	13C8-PFOA	IPA			NO
5	5	13C9-PFNA	IPA			NO
6	6	13C4-PFOS	IPA			NO
7	7	13C6-PFDA	IPA			NO
8	8	13C7-PFUdA	IPA			NO

Name: 180228M1_13, Date: 28-Feb-2018, Time: 22:51:06, ID: ICV180228M1-1 PFC ICV 18B2311, Description: PFC ICV 18B2311

	#	Name	ID	Area	%Rec	Area Out
1	1	13C4-PFBA	ICV180228M1-1 PFC ICV 18B2311	1.14e4	129.5	NO
2	2	13C5-PFHxA	ICV180228M1-1 PFC ICV 18B2311	1.29e4	86.9	NO
3	3	13C3-PFHxS	ICV180228M1-1 PFC ICV 18B2311	3.64e3	108.7	NO
4	4	13C8-PFOA	ICV180228M1-1 PFC ICV 18B2311	1.27e4	99.1	NO
5	5	13C9-PFNA	ICV180228M1-1 PFC ICV 18B2311	1.31e4	109.7	NO
6	6	13C4-PFOS	ICV180228M1-1 PFC ICV 18B2311	3.33e3	90.6	NO
7	7	13C6-PFDA	ICV180228M1-1 PFC ICV 18B2311	1.51e4	102.5	NO
8	8	13C7-PFUdA	ICV180228M1-1 PFC ICV 18B2311	1.83e4	108.8	NO

Name: 180228M1_14, Date: 28-Feb-2018, Time: 23:02:32, ID: IPA, Description: IPA

	#	Name	ID	Area	%Rec	Area Out
1	1	13C4-PFBA	IPA			NO
2	2	13C5-PFHxA	IPA			NO
3	3	13C3-PFHxS	IPA			NO
4	4	13C8-PFOA	IPA			NO
5	5	13C9-PFNA	IPA			NO
6	6	13C4-PFOS	IPA			NO
7	7	13C6-PFDA	IPA			NO
8	8	13C7-PFUdA	IPA			NO

Dataset: Untitled

Last Altered: Friday, March 02, 2018 09:49:55 Pacific Standard Time
Printed: Friday, March 02, 2018 09:54:04 Pacific Standard Time

Name: 180228M1_15, Date: 28-Feb-2018, Time: 23:13:59, ID: 1800170-04@10X C1 Comp 0.02028, Description: C1 Comp

	#	Name	ID	Area	%Rec	Area Out
1	1	13C4-PFBA	1800170-04@10X C1 Comp 0.02028	9.40e2	10.6	YES
2	2	13C5-PFHxA	1800170-04@10X C1 Comp 0.02028	1.19e3	8.0	YES
3	3	13C3-PFHxS	1800170-04@10X C1 Comp 0.02028	3.26e2	9.8	YES
4	4	13C8-PFOA	1800170-04@10X C1 Comp 0.02028	9.11e2	7.1	YES
5	5	13C9-PFNA	1800170-04@10X C1 Comp 0.02028	1.09e3	9.1	YES
6	6	13C4-PFOS	1800170-04@10X C1 Comp 0.02028	2.32e2	6.3	YES
7	7	13C6-PFDA	1800170-04@10X C1 Comp 0.02028	1.01e3	6.9	YES
8	8	13C7-PFUdA	1800170-04@10X C1 Comp 0.02028	1.17e3	6.9	YES

Name: 180228M1_16, Date: 28-Feb-2018, Time: 23:25:29, ID: 1800342-14@10X WI-AF-MW-201-0218 0.11911, Description: WI-AF-MW-201-0218

	#	Name	ID	Area	%Rec	Area Out
1	1	13C4-PFBA	1800342-14@10X WI-AF-MW-201-021...	7.81e2	8.8	YES
2	2	13C5-PFHxA	1800342-14@10X WI-AF-MW-201-021...	9.72e2	6.5	YES
3	3	13C3-PFHxS	1800342-14@10X WI-AF-MW-201-021...	2.27e2	6.8	YES
4	4	13C8-PFOA	1800342-14@10X WI-AF-MW-201-021...	8.38e2	6.5	YES
5	5	13C9-PFNA	1800342-14@10X WI-AF-MW-201-021...	9.01e2	7.6	YES
6	6	13C4-PFOS	1800342-14@10X WI-AF-MW-201-021...	3.01e2	8.2	YES
7	7	13C6-PFDA	1800342-14@10X WI-AF-MW-201-021...	1.10e3	7.5	YES
8	8	13C7-PFUdA	1800342-14@10X WI-AF-MW-201-021...	1.10e3	6.5	YES

Name: 180228M1_17, Date: 28-Feb-2018, Time: 23:36:59, ID: 1800342-18@5x WI-AF-N2-6C-0218 0.11624, Description: WI-AF-N2-6C-0218

	#	Name	ID	Area	%Rec	Area Out
1	1	13C4-PFBA	1800342-18@5x WI-AF-N2-6C-0218 0....	1.49e3	16.9	YES
2	2	13C5-PFHxA	1800342-18@5x WI-AF-N2-6C-0218 0....	1.73e3	11.6	YES
3	3	13C3-PFHxS	1800342-18@5x WI-AF-N2-6C-0218 0....	4.43e2	13.2	YES
4	4	13C8-PFOA	1800342-18@5x WI-AF-N2-6C-0218 0....	1.65e3	12.9	YES
5	5	13C9-PFNA	1800342-18@5x WI-AF-N2-6C-0218 0....	1.82e3	15.3	YES
6	6	13C4-PFOS	1800342-18@5x WI-AF-N2-6C-0218 0....	5.32e2	14.5	YES
7	7	13C6-PFDA	1800342-18@5x WI-AF-N2-6C-0218 0....	1.94e3	13.2	YES
8	8	13C7-PFUdA	1800342-18@5x WI-AF-N2-6C-0218 0....	1.91e3	11.3	YES

Name: 180228M1_18, Date: 28-Feb-2018, Time: 23:48:28, ID: 1800333-03 REEPDW188 0.12197, Description: REEPDW188

	#	Name	ID	Area	%Rec	Area Out
1	1	13C4-PFBA	1800333-03 REEPDW188 0.12197	7.99e3	90.4	NO
2	2	13C5-PFHxA	1800333-03 REEPDW188 0.12197	9.51e3	63.9	NO
3	3	13C3-PFHxS	1800333-03 REEPDW188 0.12197	2.46e3	73.6	NO
4	4	13C8-PFOA	1800333-03 REEPDW188 0.12197	6.96e3	54.2	NO
5	5	13C9-PFNA	1800333-03 REEPDW188 0.12197	7.06e3	59.3	NO
6	6	13C4-PFOS	1800333-03 REEPDW188 0.12197	2.78e3	75.8	NO
7	7	13C6-PFDA	1800333-03 REEPDW188 0.12197	9.66e3	65.7	NO
8	8	13C7-PFUdA	1800333-03 REEPDW188 0.12197	9.28e3	55.1	NO

Dataset: Untitled

Last Altered: Friday, March 02, 2018 09:49:55 Pacific Standard Time
Printed: Friday, March 02, 2018 09:54:04 Pacific Standard Time

Name: 180228M1_19, Date: 28-Feb-2018, Time: 23:59:58, ID: B8B0129-BS1 OPR 0.125, Description: OPR

	# Name	ID	Area	%Rec	Area Out
1	1 13C4-PFBA	B8B0129-BS1 OPR 0.125	9.95e3	112.6	NO
2	2 13C5-PFHxA	B8B0129-BS1 OPR 0.125	1.21e4	81.7	NO
3	3 13C3-PFHxS	B8B0129-BS1 OPR 0.125	2.95e3	88.2	NO
4	4 13C8-PFOA	B8B0129-BS1 OPR 0.125	8.51e3	66.3	NO
5	5 13C9-PFNA	B8B0129-BS1 OPR 0.125	1.15e4	96.6	NO
6	6 13C4-PFOS	B8B0129-BS1 OPR 0.125	3.15e3	85.6	NO
7	7 13C6-PFDA	B8B0129-BS1 OPR 0.125	1.09e4	74.5	NO
8	8 13C7-PFUdA	B8B0129-BS1 OPR 0.125	1.48e4	88.0	NO

Name: 180228M1_20, Date: 01-Mar-2018, Time: 00:11:28, ID: B8B0129-BLK1 Method Blank 0.125, Description: Method Blank

	# Name	ID	Area	%Rec	Area Out
1	1 13C4-PFBA	B8B0129-BLK1 Method Blank 0.125	9.03e3	102.1	NO
2	2 13C5-PFHxA	B8B0129-BLK1 Method Blank 0.125	9.85e3	66.3	NO
3	3 13C3-PFHxS	B8B0129-BLK1 Method Blank 0.125	3.20e3	95.6	NO
4	4 13C8-PFOA	B8B0129-BLK1 Method Blank 0.125	9.45e3	73.7	NO
5	5 13C9-PFNA	B8B0129-BLK1 Method Blank 0.125	9.52e3	79.9	NO
6	6 13C4-PFOS	B8B0129-BLK1 Method Blank 0.125	3.52e3	95.8	NO
7	7 13C6-PFDA	B8B0129-BLK1 Method Blank 0.125	1.29e4	88.0	NO
8	8 13C7-PFUdA	B8B0129-BLK1 Method Blank 0.125	1.48e4	88.0	NO

Name: 180228M1_21, Date: 01-Mar-2018, Time: 00:22:55, ID: B8B0129-MS1 Matrix Spike 0.11962, Description: Matrix Spike

	# Name	ID	Area	%Rec	Area Out
1	1 13C4-PFBA	B8B0129-MS1 Matrix Spike 0.11962	8.68e3	98.1	NO
2	2 13C5-PFHxA	B8B0129-MS1 Matrix Spike 0.11962	1.03e4	69.1	NO
3	3 13C3-PFHxS	B8B0129-MS1 Matrix Spike 0.11962	3.47e3	103.6	NO
4	4 13C8-PFOA	B8B0129-MS1 Matrix Spike 0.11962	9.77e3	76.1	NO
5	5 13C9-PFNA	B8B0129-MS1 Matrix Spike 0.11962	1.09e4	91.4	NO
6	6 13C4-PFOS	B8B0129-MS1 Matrix Spike 0.11962	3.18e3	86.7	NO
7	7 13C6-PFDA	B8B0129-MS1 Matrix Spike 0.11962	1.08e4	73.8	NO
8	8 13C7-PFUdA	B8B0129-MS1 Matrix Spike 0.11962	1.27e4	75.5	NO

Name: 180228M1_22, Date: 01-Mar-2018, Time: 00:34:21, ID: B8B0129-MSD1 Matrix Spike Dup 0.12145, Description: Matrix Spike Dup

	# Name	ID	Area	%Rec	Area Out
1	1 13C4-PFBA	B8B0129-MSD1 Matrix Spike Dup 0.121...	6.57e3	74.4	NO
2	2 13C5-PFHxA	B8B0129-MSD1 Matrix Spike Dup 0.121...	7.74e3	52.1	NO
3	3 13C3-PFHxS	B8B0129-MSD1 Matrix Spike Dup 0.121...	2.91e3	87.1	NO
4	4 13C8-PFOA	B8B0129-MSD1 Matrix Spike Dup 0.121...	7.66e3	59.7	NO
5	5 13C9-PFNA	B8B0129-MSD1 Matrix Spike Dup 0.121...	8.30e3	69.6	NO
6	6 13C4-PFOS	B8B0129-MSD1 Matrix Spike Dup 0.121...	3.31e3	90.2	NO
7	7 13C6-PFDA	B8B0129-MSD1 Matrix Spike Dup 0.121...	8.16e3	55.5	NO
8	8 13C7-PFUdA	B8B0129-MSD1 Matrix Spike Dup 0.121...	1.19e4	70.5	NO

Dataset: Untitled

Last Altered: Friday, March 02, 2018 09:49:55 Pacific Standard Time
Printed: Friday, March 02, 2018 09:54:04 Pacific Standard Time

Name: 180228M1_23, Date: 01-Mar-2018, Time: 00:45:48, ID: 1800332-01 OF-RW42B-MID01-0218 0.11601, Description: OF-RW42B-MID01-0218

	#	Name	ID	Area	%Rec	Area Out
1	1	13C4-PFBA	1800332-01 OF-RW42B-MID01-0218 0....	6.15e3	69.6	NO
2	2	13C5-PFHxA	1800332-01 OF-RW42B-MID01-0218 0....	8.99e3	60.5	NO
3	3	13C3-PFHxS	1800332-01 OF-RW42B-MID01-0218 0....	2.89e3	86.2	NO
4	4	13C8-PFOA	1800332-01 OF-RW42B-MID01-0218 0....	7.80e3	60.8	NO
5	5	13C9-PFNA	1800332-01 OF-RW42B-MID01-0218 0....	9.28e3	77.9	NO
6	6	13C4-PFOS	1800332-01 OF-RW42B-MID01-0218 0....	2.84e3	77.2	NO
7	7	13C6-PFDA	1800332-01 OF-RW42B-MID01-0218 0....	1.12e4	76.0	NO
8	8	13C7-PFUdA	1800332-01 OF-RW42B-MID01-0218 0....	1.26e4	75.0	NO

Name: 180228M1_24, Date: 01-Mar-2018, Time: 00:57:15, ID: 1800332-02 OF-RW42B-EFF01-0218 0.1211, Description: OF-RW42B-EFF01-0218

	#	Name	ID	Area	%Rec	Area Out
1	1	13C4-PFBA	1800332-02 OF-RW42B-EFF01-0218 0....	8.47e3	95.8	NO
2	2	13C5-PFHxA	1800332-02 OF-RW42B-EFF01-0218 0....	9.90e3	66.6	NO
3	3	13C3-PFHxS	1800332-02 OF-RW42B-EFF01-0218 0....	2.79e3	83.4	NO
4	4	13C8-PFOA	1800332-02 OF-RW42B-EFF01-0218 0....	9.33e3	72.7	NO
5	5	13C9-PFNA	1800332-02 OF-RW42B-EFF01-0218 0....	7.95e3	66.7	NO
6	6	13C4-PFOS	1800332-02 OF-RW42B-EFF01-0218 0....	2.87e3	78.0	NO
7	7	13C6-PFDA	1800332-02 OF-RW42B-EFF01-0218 0....	8.91e3	60.6	NO
8	8	13C7-PFUdA	1800332-02 OF-RW42B-EFF01-0218 0....	1.39e4	82.3	NO

Name: 180228M1_25, Date: 01-Mar-2018, Time: 01:08:45, ID: 1800332-03 OF-RW42B-FB01-0218 0.12204, Description: OF-RW42B-FB01-0218

	#	Name	ID	Area	%Rec	Area Out
1	1	13C4-PFBA	1800332-03 OF-RW42B-FB01-0218 0.1...	1.03e4	116.1	NO
2	2	13C5-PFHxA	1800332-03 OF-RW42B-FB01-0218 0.1...	1.18e4	79.5	NO
3	3	13C3-PFHxS	1800332-03 OF-RW42B-FB01-0218 0.1...	3.06e3	91.3	NO
4	4	13C8-PFOA	1800332-03 OF-RW42B-FB01-0218 0.1...	1.01e4	78.8	NO
5	5	13C9-PFNA	1800332-03 OF-RW42B-FB01-0218 0.1...	1.14e4	95.7	NO
6	6	13C4-PFOS	1800332-03 OF-RW42B-FB01-0218 0.1...	3.23e3	87.9	NO
7	7	13C6-PFDA	1800332-03 OF-RW42B-FB01-0218 0.1...	1.30e4	88.6	NO
8	8	13C7-PFUdA	1800332-03 OF-RW42B-FB01-0218 0.1...	1.36e4	80.8	NO

Name: 180228M1_26, Date: 01-Mar-2018, Time: 01:20:14, ID: 1800332-04 OF-RW42C-INF01-0218 0.1208, Description: OF-RW42C-INF01-0218

	#	Name	ID	Area	%Rec	Area Out
1	1	13C4-PFBA	1800332-04 OF-RW42C-INF01-0218 0....	1.05e4	119.1	NO
2	2	13C5-PFHxA	1800332-04 OF-RW42C-INF01-0218 0....	1.12e4	75.5	NO
3	3	13C3-PFHxS	1800332-04 OF-RW42C-INF01-0218 0....	2.89e3	86.4	NO
4	4	13C8-PFOA	1800332-04 OF-RW42C-INF01-0218 0....	1.01e4	78.4	NO
5	5	13C9-PFNA	1800332-04 OF-RW42C-INF01-0218 0....	1.01e4	84.4	NO
6	6	13C4-PFOS	1800332-04 OF-RW42C-INF01-0218 0....	3.19e3	86.9	NO
7	7	13C6-PFDA	1800332-04 OF-RW42C-INF01-0218 0....	1.35e4	91.8	NO
8	8	13C7-PFUdA	1800332-04 OF-RW42C-INF01-0218 0....	1.45e4	86.3	NO

Dataset: Untitled

Last Altered: Friday, March 02, 2018 09:49:55 Pacific Standard Time
Printed: Friday, March 02, 2018 09:54:04 Pacific Standard Time

Name: 180228M1_27, Date: 01-Mar-2018, Time: 01:31:43, ID: 1800332-05 OF-RW42C-MID01-0218 0.12063, Description: OF-RW42C-MID01-0218

	#	Name	ID	Area	%Rec	Area Out
1	1	13C4-PFBA	1800332-05 OF-RW42C-MID01-0218 0....	1.07e4	120.7	NO
2	2	13C5-PFHxA	1800332-05 OF-RW42C-MID01-0218 0....	1.16e4	77.8	NO
3	3	13C3-PFHxS	1800332-05 OF-RW42C-MID01-0218 0....	2.97e3	88.8	NO
4	4	13C8-PFOA	1800332-05 OF-RW42C-MID01-0218 0....	1.03e4	80.6	NO
5	5	13C9-PFNA	1800332-05 OF-RW42C-MID01-0218 0....	1.08e4	90.8	NO
6	6	13C4-PFOS	1800332-05 OF-RW42C-MID01-0218 0....	3.18e3	86.4	NO
7	7	13C6-PFDA	1800332-05 OF-RW42C-MID01-0218 0....	1.21e4	82.4	NO
8	8	13C7-PFUdA	1800332-05 OF-RW42C-MID01-0218 0....	1.35e4	80.2	NO

Name: 180228M1_28, Date: 01-Mar-2018, Time: 01:43:12, ID: 1800332-06 OF-RW42C-EFF01-0218 0.11886, Description: OF-RW42C-EFF01-0218

	#	Name	ID	Area	%Rec	Area Out
1	1	13C4-PFBA	1800332-06 OF-RW42C-EFF01-0218 0...	7.12e3	80.6	NO
2	2	13C5-PFHxA	1800332-06 OF-RW42C-EFF01-0218 0...	9.68e3	65.1	NO
3	3	13C3-PFHxS	1800332-06 OF-RW42C-EFF01-0218 0...	2.94e3	87.9	NO
4	4	13C8-PFOA	1800332-06 OF-RW42C-EFF01-0218 0...	9.48e3	73.9	NO
5	5	13C9-PFNA	1800332-06 OF-RW42C-EFF01-0218 0...	8.86e3	74.3	NO
6	6	13C4-PFOS	1800332-06 OF-RW42C-EFF01-0218 0...	3.09e3	84.1	NO
7	7	13C6-PFDA	1800332-06 OF-RW42C-EFF01-0218 0...	1.12e4	76.4	NO
8	8	13C7-PFUdA	1800332-06 OF-RW42C-EFF01-0218 0...	1.25e4	74.0	NO

Name: 180228M1_29, Date: 01-Mar-2018, Time: 01:54:42, ID: 1800332-07 OF-RW42C-FB01-0218 0.11859, Description: OF-RW42C-FB01-0218

	#	Name	ID	Area	%Rec	Area Out
1	1	13C4-PFBA	1800332-07 OF-RW42C-FB01-0218 0.1...	9.78e3	110.6	NO
2	2	13C5-PFHxA	1800332-07 OF-RW42C-FB01-0218 0.1...	1.13e4	75.9	NO
3	3	13C3-PFHxS	1800332-07 OF-RW42C-FB01-0218 0.1...	2.87e3	85.8	NO
4	4	13C8-PFOA	1800332-07 OF-RW42C-FB01-0218 0.1...	9.54e3	74.4	NO
5	5	13C9-PFNA	1800332-07 OF-RW42C-FB01-0218 0.1...	1.15e4	96.3	NO
6	6	13C4-PFOS	1800332-07 OF-RW42C-FB01-0218 0.1...	3.20e3	87.2	NO
7	7	13C6-PFDA	1800332-07 OF-RW42C-FB01-0218 0.1...	1.20e4	82.0	NO
8	8	13C7-PFUdA	1800332-07 OF-RW42C-FB01-0218 0.1...	1.61e4	95.4	NO

Name: 180228M1_30, Date: 01-Mar-2018, Time: 02:06:11, ID: 1800332-08 OF-INF01-WT-021418 0.11784, Description: OF-INF01-WT-021418

	#	Name	ID	Area	%Rec	Area Out
1	1	13C4-PFBA	1800332-08 OF-INF01-WT-021418 0.11...	9.63e3	108.9	NO
2	2	13C5-PFHxA	1800332-08 OF-INF01-WT-021418 0.11...	1.09e4	73.0	NO
3	3	13C3-PFHxS	1800332-08 OF-INF01-WT-021418 0.11...	3.01e3	90.0	NO
4	4	13C8-PFOA	1800332-08 OF-INF01-WT-021418 0.11...	1.01e4	78.5	NO
5	5	13C9-PFNA	1800332-08 OF-INF01-WT-021418 0.11...	1.18e4	98.7	NO
6	6	13C4-PFOS	1800332-08 OF-INF01-WT-021418 0.11...	2.84e3	77.2	NO
7	7	13C6-PFDA	1800332-08 OF-INF01-WT-021418 0.11...	1.16e4	78.9	NO
8	8	13C7-PFUdA	1800332-08 OF-INF01-WT-021418 0.11...	1.17e4	69.6	NO

Dataset: Untitled

Last Altered: Friday, March 02, 2018 09:49:55 Pacific Standard Time
Printed: Friday, March 02, 2018 09:54:04 Pacific Standard Time

Name: 180228M1_31, Date: 01-Mar-2018, Time: 02:17:42, ID: IPA, Description: IPA

	#	Name	ID	Area	%Rec	Area Out
1	1	13C4-PFBA	IPA			NO
2	2	13C5-PFHxA	IPA			NO
3	3	13C3-PFHxS	IPA			NO
4	4	13C8-PFOA	IPA			NO
5	5	13C9-PFNA	IPA			NO
6	6	13C4-PFOS	IPA			NO
7	7	13C6-PFDA	IPA			NO
8	8	13C7-PFUdA	IPA			NO

Name: 180228M1_32, Date: 01-Mar-2018, Time: 02:29:08, ID: ST180228M1-11 PFC CS3 18B2317, Description: PFC CS3 18B2317

	#	Name	ID	Area	%Rec	Area Out
1	1	13C4-PFBA	ST180228M1-11 PFC CS3 18B2317	1.03e4	116.7	NO
2	2	13C5-PFHxA	ST180228M1-11 PFC CS3 18B2317	1.39e4	93.5	NO
3	3	13C3-PFHxS	ST180228M1-11 PFC CS3 18B2317	3.26e3	97.3	NO
4	4	13C8-PFOA	ST180228M1-11 PFC CS3 18B2317	1.35e4	105.6	NO
5	5	13C9-PFNA	ST180228M1-11 PFC CS3 18B2317	1.20e4	100.5	NO
6	6	13C4-PFOS	ST180228M1-11 PFC CS3 18B2317	3.85e3	104.7	NO
7	7	13C6-PFDA	ST180228M1-11 PFC CS3 18B2317	1.47e4	100.1	NO
8	8	13C7-PFUdA	ST180228M1-11 PFC CS3 18B2317	1.50e4	89.0	NO

Name: 180228M1_33, Date: 01-Mar-2018, Time: 02:40:38, ID: IPA, Description: IPA

	#	Name	ID	Area	%Rec	Area Out
1	1	13C4-PFBA	IPA			NO
2	2	13C5-PFHxA	IPA	9.41e0	0.1	YES
3	3	13C3-PFHxS	IPA			NO
4	4	13C8-PFOA	IPA			NO
5	5	13C9-PFNA	IPA			NO
6	6	13C4-PFOS	IPA			NO
7	7	13C6-PFDA	IPA			NO
8	8	13C7-PFUdA	IPA			NO

Name: 180228M1_34, Date: 01-Mar-2018, Time: 02:52:08, ID: 1800332-09 OF-MID01-WT-021418 0.11976, Description: OF-MID01-WT-021418

	#	Name	ID	Area	%Rec	Area Out
1	1	13C4-PFBA	1800332-09 OF-MID01-WT-021418 0.1...	9.35e3	105.8	NO
2	2	13C5-PFHxA	1800332-09 OF-MID01-WT-021418 0.1...	1.08e4	72.7	NO
3	3	13C3-PFHxS	1800332-09 OF-MID01-WT-021418 0.1...	3.28e3	98.0	NO
4	4	13C8-PFOA	1800332-09 OF-MID01-WT-021418 0.1...	1.05e4	82.0	NO
5	5	13C9-PFNA	1800332-09 OF-MID01-WT-021418 0.1...	1.10e4	92.1	NO
6	6	13C4-PFOS	1800332-09 OF-MID01-WT-021418 0.1...	3.11e3	84.7	NO
7	7	13C6-PFDA	1800332-09 OF-MID01-WT-021418 0.1...	1.03e4	70.0	NO
8	8	13C7-PFUdA	1800332-09 OF-MID01-WT-021418 0.1...	1.39e4	82.6	NO

Dataset: Untitled

Last Altered: Friday, March 02, 2018 09:49:55 Pacific Standard Time
Printed: Friday, March 02, 2018 09:54:04 Pacific Standard Time

Name: 180228M1_35, Date: 01-Mar-2018, Time: 03:03:35, ID: 1800332-10 OF-FB01-WT-021418 0.12199, Description: OF-FB01-WT-021418

	#	Name	ID	Area	%Rec	Area Out
1	1	13C4-PFBA	1800332-10 OF-FB01-WT-021418 0.12...	9.43e3	106.6	NO
2	2	13C5-PFHxA	1800332-10 OF-FB01-WT-021418 0.12...	1.17e4	78.7	NO
3	3	13C3-PFHxS	1800332-10 OF-FB01-WT-021418 0.12...	2.97e3	88.7	NO
4	4	13C8-PFOA	1800332-10 OF-FB01-WT-021418 0.12...	1.08e4	84.0	NO
5	5	13C9-PFNA	1800332-10 OF-FB01-WT-021418 0.12...	1.27e4	106.3	NO
6	6	13C4-PFOS	1800332-10 OF-FB01-WT-021418 0.12...	2.63e3	71.6	NO
7	7	13C6-PFDA	1800332-10 OF-FB01-WT-021418 0.12...	1.36e4	92.4	NO
8	8	13C7-PFUdA	1800332-10 OF-FB01-WT-021418 0.12...	1.52e4	90.4	NO

Name: 180228M1_36, Date: 01-Mar-2018, Time: 03:15:04, ID: 1800332-11 OF-EFF01-WT-021418 0.12052, Description: OF-EFF01-WT-021418

	#	Name	ID	Area	%Rec	Area Out
1	1	13C4-PFBA	1800332-11 OF-EFF01-WT-021418 0.1...	8.31e3	94.1	NO
2	2	13C5-PFHxA	1800332-11 OF-EFF01-WT-021418 0.1...	9.69e3	65.2	NO
3	3	13C3-PFHxS	1800332-11 OF-EFF01-WT-021418 0.1...	3.21e3	95.8	NO
4	4	13C8-PFOA	1800332-11 OF-EFF01-WT-021418 0.1...	9.39e3	73.2	NO
5	5	13C9-PFNA	1800332-11 OF-EFF01-WT-021418 0.1...	1.16e4	97.0	NO
6	6	13C4-PFOS	1800332-11 OF-EFF01-WT-021418 0.1...	2.90e3	78.8	NO
7	7	13C6-PFDA	1800332-11 OF-EFF01-WT-021418 0.1...	1.11e4	75.6	NO
8	8	13C7-PFUdA	1800332-11 OF-EFF01-WT-021418 0.1...	1.28e4	76.2	NO

Name: 180228M1_37, Date: 01-Mar-2018, Time: 03:26:31, ID: 1800332-12 OF-EFF01P-WT-021418 0.12067, Description: OF-EFF01P-WT-021418

	#	Name	ID	Area	%Rec	Area Out
1	1	13C4-PFBA	1800332-12 OF-EFF01P-WT-021418 0....	9.11e3	103.0	NO
2	2	13C5-PFHxA	1800332-12 OF-EFF01P-WT-021418 0....	1.09e4	73.6	NO
3	3	13C3-PFHxS	1800332-12 OF-EFF01P-WT-021418 0....	3.09e3	92.2	NO
4	4	13C8-PFOA	1800332-12 OF-EFF01P-WT-021418 0....	1.01e4	78.8	NO
5	5	13C9-PFNA	1800332-12 OF-EFF01P-WT-021418 0....	1.14e4	95.8	NO
6	6	13C4-PFOS	1800332-12 OF-EFF01P-WT-021418 0....	3.68e3	100.1	NO
7	7	13C6-PFDA	1800332-12 OF-EFF01P-WT-021418 0....	1.46e4	99.1	NO
8	8	13C7-PFUdA	1800332-12 OF-EFF01P-WT-021418 0....	1.55e4	92.1	NO

Name: 180228M1_38, Date: 01-Mar-2018, Time: 03:38:01, ID: 1800337-01 REEPDW189 0.12105, Description: REEPDW189

	#	Name	ID	Area	%Rec	Area Out
1	1	13C4-PFBA	1800337-01 REEPDW189 0.12105	1.04e4	117.2	NO
2	2	13C5-PFHxA	1800337-01 REEPDW189 0.12105	1.15e4	77.3	NO
3	3	13C3-PFHxS	1800337-01 REEPDW189 0.12105	3.18e3	95.0	NO
4	4	13C8-PFOA	1800337-01 REEPDW189 0.12105	9.75e3	76.0	NO
5	5	13C9-PFNA	1800337-01 REEPDW189 0.12105	9.03e3	75.8	NO
6	6	13C4-PFOS	1800337-01 REEPDW189 0.12105	2.78e3	75.5	NO
7	7	13C6-PFDA	1800337-01 REEPDW189 0.12105	9.56e3	65.1	NO
8	8	13C7-PFUdA	1800337-01 REEPDW189 0.12105	1.27e4	75.1	NO

Dataset: Untitled

Last Altered: Friday, March 02, 2018 09:49:55 Pacific Standard Time
Printed: Friday, March 02, 2018 09:54:04 Pacific Standard Time

Name: 180228M1_39, Date: 01-Mar-2018, Time: 03:49:31, ID: 1800338-01 REEPDW189FRB 0.12225, Description: REEPDW189FRB

	#	Name	ID	Area	%Rec	Area Out
1	1	13C4-PFBA	1800338-01 REEPDW189FRB 0.12225	1.02e4	115.8	NO
2	2	13C5-PFHxA	1800338-01 REEPDW189FRB 0.12225	1.21e4	81.2	NO
3	3	13C3-PFHxS	1800338-01 REEPDW189FRB 0.12225	3.25e3	97.1	NO
4	4	13C8-PFOA	1800338-01 REEPDW189FRB 0.12225	1.04e4	81.4	NO
5	5	13C9-PFNA	1800338-01 REEPDW189FRB 0.12225	1.11e4	93.6	NO
6	6	13C4-PFOS	1800338-01 REEPDW189FRB 0.12225	3.05e3	82.9	NO
7	7	13C6-PFDA	1800338-01 REEPDW189FRB 0.12225	1.06e4	72.5	NO
8	8	13C7-PFUdA	1800338-01 REEPDW189FRB 0.12225	1.56e4	92.7	NO

Name: 180228M1_40, Date: 01-Mar-2018, Time: 04:00:57, ID: 1800339-01 WI-A06-MW-06-0218 0.11846, Description: WI-A06-MW-06-0218

	#	Name	ID	Area	%Rec	Area Out
1	1	13C4-PFBA	1800339-01 WI-A06-MW-06-0218 0.118...	8.80e3	99.5	NO
2	2	13C5-PFHxA	1800339-01 WI-A06-MW-06-0218 0.118...	1.02e4	68.6	NO
3	3	13C3-PFHxS	1800339-01 WI-A06-MW-06-0218 0.118...	3.03e3	90.5	NO
4	4	13C8-PFOA	1800339-01 WI-A06-MW-06-0218 0.118...	9.64e3	75.1	NO
5	5	13C9-PFNA	1800339-01 WI-A06-MW-06-0218 0.118...	1.12e4	94.4	NO
6	6	13C4-PFOS	1800339-01 WI-A06-MW-06-0218 0.118...	3.34e3	90.8	NO
7	7	13C6-PFDA	1800339-01 WI-A06-MW-06-0218 0.118...	1.21e4	82.4	NO
8	8	13C7-PFUdA	1800339-01 WI-A06-MW-06-0218 0.118...	1.16e4	69.1	NO

Name: 180228M1_41, Date: 01-Mar-2018, Time: 04:12:27, ID: 1800339-02 WI-A06-FB01-021618 0.12165, Description: WI-A06-FB01-021618

	#	Name	ID	Area	%Rec	Area Out
1	1	13C4-PFBA	1800339-02 WI-A06-FB01-021618 0.12...	1.02e4	115.0	NO
2	2	13C5-PFHxA	1800339-02 WI-A06-FB01-021618 0.12...	1.13e4	75.9	NO
3	3	13C3-PFHxS	1800339-02 WI-A06-FB01-021618 0.12...	3.19e3	95.4	NO
4	4	13C8-PFOA	1800339-02 WI-A06-FB01-021618 0.12...	1.02e4	79.2	NO
5	5	13C9-PFNA	1800339-02 WI-A06-FB01-021618 0.12...	1.10e4	92.1	NO
6	6	13C4-PFOS	1800339-02 WI-A06-FB01-021618 0.12...	3.41e3	92.8	NO
7	7	13C6-PFDA	1800339-02 WI-A06-FB01-021618 0.12...	1.24e4	84.2	NO
8	8	13C7-PFUdA	1800339-02 WI-A06-FB01-021618 0.12...	1.34e4	79.5	NO

Name: 180228M1_42, Date: 01-Mar-2018, Time: 04:23:56, ID: 1800339-03 WI-A06-EB01-021618 0.12121, Description: WI-A06-EB01-021618

	#	Name	ID	Area	%Rec	Area Out
1	1	13C4-PFBA	1800339-03 WI-A06-EB01-021618 0.12...	1.01e4	114.5	NO
2	2	13C5-PFHxA	1800339-03 WI-A06-EB01-021618 0.12...	1.04e4	69.9	NO
3	3	13C3-PFHxS	1800339-03 WI-A06-EB01-021618 0.12...	3.20e3	95.7	NO
4	4	13C8-PFOA	1800339-03 WI-A06-EB01-021618 0.12...	9.57e3	74.6	NO
5	5	13C9-PFNA	1800339-03 WI-A06-EB01-021618 0.12...	1.20e4	100.5	NO
6	6	13C4-PFOS	1800339-03 WI-A06-EB01-021618 0.12...	3.13e3	85.1	NO
7	7	13C6-PFDA	1800339-03 WI-A06-EB01-021618 0.12...	1.16e4	78.8	NO
8	8	13C7-PFUdA	1800339-03 WI-A06-EB01-021618 0.12...	1.14e4	67.8	NO

Dataset: Untitled

Last Altered: Friday, March 02, 2018 09:49:55 Pacific Standard Time
Printed: Friday, March 02, 2018 09:54:04 Pacific Standard Time

Name: 180228M1_43, Date: 01-Mar-2018, Time: 04:35:23, ID: 1800339-04 WI-A06-S-01-0218 0.12143, Description: WI-A06-S-01-0218

	#	Name	ID	Area	%Rec	Area Out
1	1	13C4-PFBA	1800339-04 WI-A06-S-01-0218 0.12143	9.18e3	103.9	NO
2	2	13C5-PFHxA	1800339-04 WI-A06-S-01-0218 0.12143	1.06e4	71.2	NO
3	3	13C3-PFHxS	1800339-04 WI-A06-S-01-0218 0.12143	2.89e3	86.5	NO
4	4	13C8-PFOA	1800339-04 WI-A06-S-01-0218 0.12143	9.96e3	77.6	NO
5	5	13C9-PFNA	1800339-04 WI-A06-S-01-0218 0.12143	9.53e3	80.0	NO
6	6	13C4-PFOS	1800339-04 WI-A06-S-01-0218 0.12143	3.43e3	93.5	NO
7	7	13C6-PFDA	1800339-04 WI-A06-S-01-0218 0.12143	9.96e3	67.8	NO
8	8	13C7-PFUdA	1800339-04 WI-A06-S-01-0218 0.12143	1.14e4	67.5	NO

Name: 180228M1_44, Date: 01-Mar-2018, Time: 04:46:52, ID: 1800339-05 WI-A06-S-01P-0218 0.12184, Description: WI-A06-S-01P-0218

	#	Name	ID	Area	%Rec	Area Out
1	1	13C4-PFBA	1800339-05 WI-A06-S-01P-0218 0.12184	8.54e3	96.7	NO
2	2	13C5-PFHxA	1800339-05 WI-A06-S-01P-0218 0.12184	8.53e3	57.4	NO
3	3	13C3-PFHxS	1800339-05 WI-A06-S-01P-0218 0.12184	2.98e3	89.2	NO
4	4	13C8-PFOA	1800339-05 WI-A06-S-01P-0218 0.12184	9.04e3	70.4	NO
5	5	13C9-PFNA	1800339-05 WI-A06-S-01P-0218 0.12184	8.74e3	73.4	NO
6	6	13C4-PFOS	1800339-05 WI-A06-S-01P-0218 0.12184	2.70e3	73.4	NO
7	7	13C6-PFDA	1800339-05 WI-A06-S-01P-0218 0.12184	1.07e4	72.6	NO
8	8	13C7-PFUdA	1800339-05 WI-A06-S-01P-0218 0.12184	1.22e4	72.4	NO

Name: 180228M1_45, Date: 01-Mar-2018, Time: 04:58:21, ID: 1800339-06 WI-A06-FB01-021918 0.12222, Description: WI-A06-FB01-021918

	#	Name	ID	Area	%Rec	Area Out
1	1	13C4-PFBA	1800339-06 WI-A06-FB01-021918 0.12...	8.62e3	97.5	NO
2	2	13C5-PFHxA	1800339-06 WI-A06-FB01-021918 0.12...	1.07e4	71.9	NO
3	3	13C3-PFHxS	1800339-06 WI-A06-FB01-021918 0.12...	3.03e3	90.5	NO
4	4	13C8-PFOA	1800339-06 WI-A06-FB01-021918 0.12...	9.01e3	70.2	NO
5	5	13C9-PFNA	1800339-06 WI-A06-FB01-021918 0.12...	1.13e4	95.1	NO
6	6	13C4-PFOS	1800339-06 WI-A06-FB01-021918 0.12...	3.35e3	91.3	NO
7	7	13C6-PFDA	1800339-06 WI-A06-FB01-021918 0.12...	1.19e4	80.9	NO
8	8	13C7-PFUdA	1800339-06 WI-A06-FB01-021918 0.12...	1.45e4	85.9	NO

Name: 180228M1_46, Date: 01-Mar-2018, Time: 05:09:51, ID: B8B0121-BS1 OPR 0.125, Description: OPR

	#	Name	ID	Area	%Rec	Area Out
1	1	13C4-PFBA	B8B0121-BS1 OPR 0.125	9.04e3	102.2	NO
2	2	13C5-PFHxA	B8B0121-BS1 OPR 0.125	9.32e3	62.7	NO
3	3	13C3-PFHxS	B8B0121-BS1 OPR 0.125	2.39e3	71.4	NO
4	4	13C8-PFOA	B8B0121-BS1 OPR 0.125	6.98e3	54.4	NO
5	5	13C9-PFNA	B8B0121-BS1 OPR 0.125	8.68e3	72.8	NO
6	6	13C4-PFOS	B8B0121-BS1 OPR 0.125	2.59e3	70.5	NO
7	7	13C6-PFDA	B8B0121-BS1 OPR 0.125	9.95e3	67.7	NO
8	8	13C7-PFUdA	B8B0121-BS1 OPR 0.125	1.17e4	69.5	NO

Dataset: Untitled

Last Altered: Friday, March 02, 2018 09:49:55 Pacific Standard Time
Printed: Friday, March 02, 2018 09:54:04 Pacific Standard Time

Name: 180228M1_47, Date: 01-Mar-2018, Time: 05:21:21, ID: B8B0121-BSD1 LCSD 0.125, Description: LCSD

	#	Name	ID	Area	%Rec	Area Out
1	1	13C4-PFBA	B8B0121-BSD1 LCSD 0.125	9.01e3	102.0	NO
2	2	13C5-PFHxA	B8B0121-BSD1 LCSD 0.125	8.87e3	59.7	NO
3	3	13C3-PFHxS	B8B0121-BSD1 LCSD 0.125	2.21e3	66.0	NO
4	4	13C8-PFOA	B8B0121-BSD1 LCSD 0.125	7.27e3	56.6	NO
5	5	13C9-PFNA	B8B0121-BSD1 LCSD 0.125	9.07e3	76.1	NO
6	6	13C4-PFOS	B8B0121-BSD1 LCSD 0.125	2.60e3	70.6	NO
7	7	13C6-PFDA	B8B0121-BSD1 LCSD 0.125	9.93e3	67.6	NO
8	8	13C7-PFUdA	B8B0121-BSD1 LCSD 0.125	1.29e4	76.6	NO

Name: 180228M1_48, Date: 01-Mar-2018, Time: 05:32:51, ID: B8B0121-BLK1 Method Blank 0.125, Description: Method Blank

	#	Name	ID	Area	%Rec	Area Out
1	1	13C4-PFBA	B8B0121-BLK1 Method Blank 0.125	7.60e3	85.9	NO
2	2	13C5-PFHxA	B8B0121-BLK1 Method Blank 0.125	7.53e3	50.6	NO
3	3	13C3-PFHxS	B8B0121-BLK1 Method Blank 0.125	2.50e3	74.6	NO
4	4	13C8-PFOA	B8B0121-BLK1 Method Blank 0.125	7.14e3	55.7	NO
5	5	13C9-PFNA	B8B0121-BLK1 Method Blank 0.125	7.82e3	65.6	NO
6	6	13C4-PFOS	B8B0121-BLK1 Method Blank 0.125	2.75e3	74.9	NO
7	7	13C6-PFDA	B8B0121-BLK1 Method Blank 0.125	9.02e3	61.4	NO
8	8	13C7-PFUdA	B8B0121-BLK1 Method Blank 0.125	8.80e3	52.3	NO

Name: 180228M1_49, Date: 01-Mar-2018, Time: 05:44:18, ID: 1800327-01 OF-RW42A-0218 0.10903, Description: OF-RW42A-0218

	#	Name	ID	Area	%Rec	Area Out
1	1	13C4-PFBA	1800327-01 OF-RW42A-0218 0.10903	9.99e3	113.0	NO
2	2	13C5-PFHxA	1800327-01 OF-RW42A-0218 0.10903	1.09e4	73.5	NO
3	3	13C3-PFHxS	1800327-01 OF-RW42A-0218 0.10903	2.39e3	71.5	NO
4	4	13C8-PFOA	1800327-01 OF-RW42A-0218 0.10903	9.12e3	71.1	NO
5	5	13C9-PFNA	1800327-01 OF-RW42A-0218 0.10903	9.33e3	78.3	NO
6	6	13C4-PFOS	1800327-01 OF-RW42A-0218 0.10903	2.62e3	71.2	NO
7	7	13C6-PFDA	1800327-01 OF-RW42A-0218 0.10903	1.05e4	71.2	NO
8	8	13C7-PFUdA	1800327-01 OF-RW42A-0218 0.10903	1.18e4	70.0	NO

Name: 180228M1_50, Date: 01-Mar-2018, Time: 05:55:45, ID: 1800327-02 OF-FB42C-0218 0.11801, Description: OF-FB42C-0218

	#	Name	ID	Area	%Rec	Area Out
1	1	13C4-PFBA	1800327-02 OF-FB42C-0218 0.11801	8.91e3	100.8	NO
2	2	13C5-PFHxA	1800327-02 OF-FB42C-0218 0.11801	9.78e3	65.8	NO
3	3	13C3-PFHxS	1800327-02 OF-FB42C-0218 0.11801	2.60e3	77.6	NO
4	4	13C8-PFOA	1800327-02 OF-FB42C-0218 0.11801	8.18e3	63.8	NO
5	5	13C9-PFNA	1800327-02 OF-FB42C-0218 0.11801	9.13e3	76.6	NO
6	6	13C4-PFOS	1800327-02 OF-FB42C-0218 0.11801	2.87e3	78.0	NO
7	7	13C6-PFDA	1800327-02 OF-FB42C-0218 0.11801	1.01e4	68.7	NO
8	8	13C7-PFUdA	1800327-02 OF-FB42C-0218 0.11801	1.05e4	62.3	NO

Dataset: Untitled

Last Altered: Friday, March 02, 2018 09:49:55 Pacific Standard Time
Printed: Friday, March 02, 2018 09:54:04 Pacific Standard Time

Name: 180228M1_51, Date: 01-Mar-2018, Time: 06:07:12, ID: 1800327-03 OF-FB42A-0218 0.11946, Description: OF-FB42A-0218

	#	Name	ID	Area	%Rec	Area Out
1	1	13C4-PFBA	1800327-03 OF-FB42A-0218 0.11946	9.41e3	106.5	NO
2	2	13C5-PFHxA	1800327-03 OF-FB42A-0218 0.11946	9.81e3	66.0	NO
3	3	13C3-PFHxS	1800327-03 OF-FB42A-0218 0.11946	2.58e3	77.1	NO
4	4	13C8-PFOA	1800327-03 OF-FB42A-0218 0.11946	7.64e3	59.6	NO
5	5	13C9-PFNA	1800327-03 OF-FB42A-0218 0.11946	8.20e3	68.9	NO
6	6	13C4-PFOS	1800327-03 OF-FB42A-0218 0.11946	2.77e3	75.2	NO
7	7	13C6-PFDA	1800327-03 OF-FB42A-0218 0.11946	1.07e4	72.7	NO
8	8	13C7-PFUdA	1800327-03 OF-FB42A-0218 0.11946	1.24e4	73.4	NO

Name: 180228M1_52, Date: 01-Mar-2018, Time: 06:18:38, ID: 1800327-04 OF-RW42B-0218 0.10944, Description: OF-RW42B-0218

	#	Name	ID	Area	%Rec	Area Out
1	1	13C4-PFBA	1800327-04 OF-RW42B-0218 0.10944	9.16e3	103.6	NO
2	2	13C5-PFHxA	1800327-04 OF-RW42B-0218 0.10944	1.09e4	73.5	NO
3	3	13C3-PFHxS	1800327-04 OF-RW42B-0218 0.10944	2.22e3	66.4	NO
4	4	13C8-PFOA	1800327-04 OF-RW42B-0218 0.10944	8.39e3	65.4	NO
5	5	13C9-PFNA	1800327-04 OF-RW42B-0218 0.10944	8.62e3	72.3	NO
6	6	13C4-PFOS	1800327-04 OF-RW42B-0218 0.10944	2.55e3	69.3	NO
7	7	13C6-PFDA	1800327-04 OF-RW42B-0218 0.10944	9.46e3	64.4	NO
8	8	13C7-PFUdA	1800327-04 OF-RW42B-0218 0.10944	1.28e4	75.7	NO

Name: 180228M1_53, Date: 01-Mar-2018, Time: 06:30:07, ID: 1800327-05 OF-FB42B-0218 0.11557, Description: OF-FB42B-0218

	#	Name	ID	Area	%Rec	Area Out
1	1	13C4-PFBA	1800327-05 OF-FB42B-0218 0.11557	9.25e3	104.7	NO
2	2	13C5-PFHxA	1800327-05 OF-FB42B-0218 0.11557	1.04e4	70.2	NO
3	3	13C3-PFHxS	1800327-05 OF-FB42B-0218 0.11557	2.69e3	80.5	NO
4	4	13C8-PFOA	1800327-05 OF-FB42B-0218 0.11557	8.45e3	65.9	NO
5	5	13C9-PFNA	1800327-05 OF-FB42B-0218 0.11557	9.09e3	76.3	NO
6	6	13C4-PFOS	1800327-05 OF-FB42B-0218 0.11557	2.85e3	77.5	NO
7	7	13C6-PFDA	1800327-05 OF-FB42B-0218 0.11557	1.04e4	70.7	NO
8	8	13C7-PFUdA	1800327-05 OF-FB42B-0218 0.11557	1.07e4	63.8	NO

Name: 180228M1_54, Date: 01-Mar-2018, Time: 06:41:38, ID: 1800327-06 OF-RW44-0218 0.11833, Description: OF-RW44-0218

	#	Name	ID	Area	%Rec	Area Out
1	1	13C4-PFBA	1800327-06 OF-RW44-0218 0.11833	8.25e3	93.3	NO
2	2	13C5-PFHxA	1800327-06 OF-RW44-0218 0.11833	9.00e3	60.5	NO
3	3	13C3-PFHxS	1800327-06 OF-RW44-0218 0.11833	2.44e3	72.8	NO
4	4	13C8-PFOA	1800327-06 OF-RW44-0218 0.11833	7.48e3	58.3	NO
5	5	13C9-PFNA	1800327-06 OF-RW44-0218 0.11833	7.47e3	62.7	NO
6	6	13C4-PFOS	1800327-06 OF-RW44-0218 0.11833	2.37e3	64.6	NO
7	7	13C6-PFDA	1800327-06 OF-RW44-0218 0.11833	9.42e3	64.1	NO
8	8	13C7-PFUdA	1800327-06 OF-RW44-0218 0.11833	9.32e3	55.3	NO

Dataset: Untitled

Last Altered: Friday, March 02, 2018 09:49:55 Pacific Standard Time
Printed: Friday, March 02, 2018 09:54:04 Pacific Standard Time

Name: 180228M1_55, Date: 01-Mar-2018, Time: 06:53:05, ID: IPA, Description: IPA

	#	Name	ID	Area	%Rec	Area Out
1	1	13C4-PFBA	IPA			NO
2	2	13C5-PFHxA	IPA			NO
3	3	13C3-PFHxS	IPA			NO
4	4	13C8-PFOA	IPA			NO
5	5	13C9-PFNA	IPA			NO
6	6	13C4-PFOS	IPA			NO
7	7	13C6-PFDA	IPA			NO
8	8	13C7-PFUdA	IPA			NO

Name: 180228M1_56, Date: 01-Mar-2018, Time: 07:04:32, ID: ST180228M1-12 PFC CS3 18B2317, Description: PFC CS3 18B2317

	#	Name	ID	Area	%Rec	Area Out
1	1	13C4-PFBA	ST180228M1-12 PFC CS3 18B2317	1.09e4	122.9	NO
2	2	13C5-PFHxA	ST180228M1-12 PFC CS3 18B2317	1.46e4	98.3	NO
3	3	13C3-PFHxS	ST180228M1-12 PFC CS3 18B2317	3.52e3	105.1	NO
4	4	13C8-PFOA	ST180228M1-12 PFC CS3 18B2317	1.23e4	95.8	NO
5	5	13C9-PFNA	ST180228M1-12 PFC CS3 18B2317	1.45e4	122.0	NO
6	6	13C4-PFOS	ST180228M1-12 PFC CS3 18B2317	3.40e3	92.5	NO
7	7	13C6-PFDA	ST180228M1-12 PFC CS3 18B2317	1.36e4	92.8	NO
8	8	13C7-PFUdA	ST180228M1-12 PFC CS3 18B2317	1.60e4	95.0	NO

Name: 180228M1_57, Date: 01-Mar-2018, Time: 07:15:59, ID: IPA, Description: IPA

	#	Name	ID	Area	%Rec	Area Out
1	1	13C4-PFBA	IPA			NO
2	2	13C5-PFHxA	IPA			NO
3	3	13C3-PFHxS	IPA			NO
4	4	13C8-PFOA	IPA			NO
5	5	13C9-PFNA	IPA			NO
6	6	13C4-PFOS	IPA			NO
7	7	13C6-PFDA	IPA			NO
8	8	13C7-PFUdA	IPA			NO

Name: 180228M1_58, Date: 01-Mar-2018, Time: 07:27:25, ID: 1800327-07 OF-FB44-0218 0.12118, Description: OF-FB44-0218

	#	Name	ID	Area	%Rec	Area Out
1	1	13C4-PFBA	1800327-07 OF-FB44-0218 0.12118	8.82e3	99.8	NO
2	2	13C5-PFHxA	1800327-07 OF-FB44-0218 0.12118	1.05e4	70.4	NO
3	3	13C3-PFHxS	1800327-07 OF-FB44-0218 0.12118	2.55e3	76.2	NO
4	4	13C8-PFOA	1800327-07 OF-FB44-0218 0.12118	7.95e3	62.0	NO
5	5	13C9-PFNA	1800327-07 OF-FB44-0218 0.12118	8.91e3	74.8	NO
6	6	13C4-PFOS	1800327-07 OF-FB44-0218 0.12118	2.49e3	67.7	NO
7	7	13C6-PFDA	1800327-07 OF-FB44-0218 0.12118	9.81e3	66.7	NO
8	8	13C7-PFUdA	1800327-07 OF-FB44-0218 0.12118	9.74e3	57.8	NO

Dataset: Untitled

Last Altered: Friday, March 02, 2018 09:49:55 Pacific Standard Time
Printed: Friday, March 02, 2018 09:54:04 Pacific Standard Time

Name: 180228M1_59, Date: 01-Mar-2018, Time: 07:38:55, ID: 1800327-08 OF-RW59-0218 0.1103, Description: OF-RW59-0218

	#	Name	ID	Area	%Rec	Area Out
1	1	13C4-PFBA	1800327-08 OF-RW59-0218 0.1103	8.33e3	94.3	NO
2	2	13C5-PFHxA	1800327-08 OF-RW59-0218 0.1103	9.43e3	63.5	NO
3	3	13C3-PFHxS	1800327-08 OF-RW59-0218 0.1103	2.36e3	70.5	NO
4	4	13C8-PFOA	1800327-08 OF-RW59-0218 0.1103	7.86e3	61.3	NO
5	5	13C9-PFNA	1800327-08 OF-RW59-0218 0.1103	8.86e3	74.3	NO
6	6	13C4-PFOS	1800327-08 OF-RW59-0218 0.1103	2.07e3	56.2	NO
7	7	13C6-PFDA	1800327-08 OF-RW59-0218 0.1103	8.81e3	59.9	NO
8	8	13C7-PFUdA	1800327-08 OF-RW59-0218 0.1103	8.93e3	53.0	NO

Name: 180228M1_60, Date: 01-Mar-2018, Time: 07:50:24, ID: 1800327-09 OF-FB59-0218 0.11633, Description: OF-FB59-0218

	#	Name	ID	Area	%Rec	Area Out
1	1	13C4-PFBA	1800327-09 OF-FB59-0218 0.11633	7.96e3	90.1	NO
2	2	13C5-PFHxA	1800327-09 OF-FB59-0218 0.11633	8.90e3	59.8	NO
3	3	13C3-PFHxS	1800327-09 OF-FB59-0218 0.11633	2.26e3	67.5	NO
4	4	13C8-PFOA	1800327-09 OF-FB59-0218 0.11633	7.38e3	57.5	NO
5	5	13C9-PFNA	1800327-09 OF-FB59-0218 0.11633	6.66e3	55.9	NO
6	6	13C4-PFOS	1800327-09 OF-FB59-0218 0.11633	2.44e3	66.5	NO
7	7	13C6-PFDA	1800327-09 OF-FB59-0218 0.11633	8.53e3	58.1	NO
8	8	13C7-PFUdA	1800327-09 OF-FB59-0218 0.11633	8.67e3	51.4	NO

Name: 180228M1_61, Date: 01-Mar-2018, Time: 08:01:54, ID: 1800327-10 OF-RW03-0218 0.11147, Description: OF-RW03-0218

	#	Name	ID	Area	%Rec	Area Out
1	1	13C4-PFBA	1800327-10 OF-RW03-0218 0.11147	8.58e3	97.0	NO
2	2	13C5-PFHxA	1800327-10 OF-RW03-0218 0.11147	9.72e3	65.4	NO
3	3	13C3-PFHxS	1800327-10 OF-RW03-0218 0.11147	2.27e3	67.9	NO
4	4	13C8-PFOA	1800327-10 OF-RW03-0218 0.11147	9.00e3	70.1	NO
5	5	13C9-PFNA	1800327-10 OF-RW03-0218 0.11147	8.44e3	70.8	NO
6	6	13C4-PFOS	1800327-10 OF-RW03-0218 0.11147	2.48e3	67.6	NO
7	7	13C6-PFDA	1800327-10 OF-RW03-0218 0.11147	9.56e3	65.1	NO
8	8	13C7-PFUdA	1800327-10 OF-RW03-0218 0.11147	9.91e3	58.8	NO

Name: 180228M1_62, Date: 01-Mar-2018, Time: 08:13:20, ID: 1800327-11 OF-FB03-0218 0.11762, Description: OF-FB03-0218

	#	Name	ID	Area	%Rec	Area Out
1	1	13C4-PFBA	1800327-11 OF-FB03-0218 0.11762	8.10e3	91.6	NO
2	2	13C5-PFHxA	1800327-11 OF-FB03-0218 0.11762	8.62e3	58.0	NO
3	3	13C3-PFHxS	1800327-11 OF-FB03-0218 0.11762	2.29e3	68.3	NO
4	4	13C8-PFOA	1800327-11 OF-FB03-0218 0.11762	6.87e3	53.6	NO
5	5	13C9-PFNA	1800327-11 OF-FB03-0218 0.11762	9.34e3	78.4	NO
6	6	13C4-PFOS	1800327-11 OF-FB03-0218 0.11762	2.45e3	66.6	NO
7	7	13C6-PFDA	1800327-11 OF-FB03-0218 0.11762	9.35e3	63.7	NO
8	8	13C7-PFUdA	1800327-11 OF-FB03-0218 0.11762	1.04e4	61.6	NO

Dataset: Untitled

Last Altered: Friday, March 02, 2018 09:49:55 Pacific Standard Time
Printed: Friday, March 02, 2018 09:54:04 Pacific Standard Time

Name: 180228M1_63, Date: 01-Mar-2018, Time: 08:24:51, ID: 1800327-12 OF-RW37-0218 0.11621, Description: OF-RW37-0218

	#	Name	ID	Area	%Rec	Area Out
1	1	13C4-PFBA	1800327-12 OF-RW37-0218 0.11621	8.00e3	90.5	NO
2	2	13C5-PFHxA	1800327-12 OF-RW37-0218 0.11621	8.59e3	57.8	NO
3	3	13C3-PFHxS	1800327-12 OF-RW37-0218 0.11621	2.58e3	77.1	NO
4	4	13C8-PFOA	1800327-12 OF-RW37-0218 0.11621	7.21e3	56.2	NO
5	5	13C9-PFNA	1800327-12 OF-RW37-0218 0.11621	8.17e3	68.6	NO
6	6	13C4-PFOS	1800327-12 OF-RW37-0218 0.11621	2.62e3	71.4	NO
7	7	13C6-PFDA	1800327-12 OF-RW37-0218 0.11621	8.59e3	58.4	NO
8	8	13C7-PFUdA	1800327-12 OF-RW37-0218 0.11621	9.39e3	55.7	NO

Name: 180228M1_64, Date: 01-Mar-2018, Time: 08:36:21, ID: 1800327-13 OF-FB37-0218 0.1165, Description: OF-FB37-0218

	#	Name	ID	Area	%Rec	Area Out
1	1	13C4-PFBA	1800327-13 OF-FB37-0218 0.1165	9.26e3	104.8	NO
2	2	13C5-PFHxA	1800327-13 OF-FB37-0218 0.1165	1.10e4	74.3	NO
3	3	13C3-PFHxS	1800327-13 OF-FB37-0218 0.1165	2.39e3	71.5	NO
4	4	13C8-PFOA	1800327-13 OF-FB37-0218 0.1165	9.08e3	70.8	NO
5	5	13C9-PFNA	1800327-13 OF-FB37-0218 0.1165	9.76e3	81.9	NO
6	6	13C4-PFOS	1800327-13 OF-FB37-0218 0.1165	2.64e3	72.0	NO
7	7	13C6-PFDA	1800327-13 OF-FB37-0218 0.1165	9.63e3	65.5	NO
8	8	13C7-PFUdA	1800327-13 OF-FB37-0218 0.1165	1.11e4	65.9	NO

Name: 180228M1_65, Date: 01-Mar-2018, Time: 08:47:50, ID: IPA, Description: IPA

	#	Name	ID	Area	%Rec	Area Out
1	1	13C4-PFBA	IPA			NO
2	2	13C5-PFHxA	IPA			NO
3	3	13C3-PFHxS	IPA			NO
4	4	13C8-PFOA	IPA			NO
5	5	13C9-PFNA	IPA			NO
6	6	13C4-PFOS	IPA			NO
7	7	13C6-PFDA	IPA			NO
8	8	13C7-PFUdA	IPA			NO

Name: 180228M1_66, Date: 01-Mar-2018, Time: 08:59:19, ID: ST180228M1-13 PFC CS0 18B2314, Description: PFC CS0 18B2314

	#	Name	ID	Area	%Rec	Area Out
1	1	13C4-PFBA	ST180228M1-13 PFC CS0 18B2314	1.04e4	118.2	NO
2	2	13C5-PFHxA	ST180228M1-13 PFC CS0 18B2314	1.50e4	101.2	NO
3	3	13C3-PFHxS	ST180228M1-13 PFC CS0 18B2314	3.71e3	110.9	NO
4	4	13C8-PFOA	ST180228M1-13 PFC CS0 18B2314	1.31e4	102.0	NO
5	5	13C9-PFNA	ST180228M1-13 PFC CS0 18B2314	1.34e4	112.4	NO
6	6	13C4-PFOS	ST180228M1-13 PFC CS0 18B2314	4.09e3	111.3	NO
7	7	13C6-PFDA	ST180228M1-13 PFC CS0 18B2314	1.24e4	84.7	NO
8	8	13C7-PFUdA	ST180228M1-13 PFC CS0 18B2314	1.90e4	112.8	NO

Dataset: Untitled

Last Altered: Friday, March 02, 2018 09:49:55 Pacific Standard Time
Printed: Friday, March 02, 2018 09:54:04 Pacific Standard Time

Name: 180228M1_67, Date: 01-Mar-2018, Time: 09:10:46, ID: IPA, Description: IPA

	#	Name	ID	Area	%Rec	Area Out
1	1	13C4-PFBA	IPA			NO
2	2	13C5-PFHxA	IPA			NO
3	3	13C3-PFHxS	IPA			NO
4	4	13C8-PFOA	IPA			NO
5	5	13C9-PFNA	IPA			NO
6	6	13C4-PFOS	IPA			NO
7	7	13C6-PFDA	IPA			NO
8	8	13C7-PFUdA	IPA			NO

Name: 180228M1_68, Date: 01-Mar-2018, Time: 09:22:16, ID: B8B0131-BS1 OPR 0.125, Description: OPR

	#	Name	ID	Area	%Rec	Area Out
1	1	13C4-PFBA	B8B0131-BS1 OPR 0.125	7.64e3	86.4	NO
2	2	13C5-PFHxA	B8B0131-BS1 OPR 0.125	9.73e3	65.5	NO
3	3	13C3-PFHxS	B8B0131-BS1 OPR 0.125	2.07e3	61.8	NO
4	4	13C8-PFOA	B8B0131-BS1 OPR 0.125	9.01e3	70.2	NO
5	5	13C9-PFNA	B8B0131-BS1 OPR 0.125	9.67e3	81.2	NO
6	6	13C4-PFOS	B8B0131-BS1 OPR 0.125	2.45e3	66.6	NO
7	7	13C6-PFDA	B8B0131-BS1 OPR 0.125	9.88e3	67.3	NO
8	8	13C7-PFUdA	B8B0131-BS1 OPR 0.125	1.19e4	70.6	NO

Name: 180228M1_69, Date: 01-Mar-2018, Time: 09:33:45, ID: B8B0131-BLK1 Method Blank 0.125, Description: Method Blank

	#	Name	ID	Area	%Rec	Area Out
1	1	13C4-PFBA	B8B0131-BLK1 Method Blank 0.125	7.24e3	81.9	NO
2	2	13C5-PFHxA	B8B0131-BLK1 Method Blank 0.125	8.24e3	55.4	NO
3	3	13C3-PFHxS	B8B0131-BLK1 Method Blank 0.125	2.04e3	60.9	NO
4	4	13C8-PFOA	B8B0131-BLK1 Method Blank 0.125	7.44e3	58.0	NO
5	5	13C9-PFNA	B8B0131-BLK1 Method Blank 0.125	9.14e3	76.7	NO
6	6	13C4-PFOS	B8B0131-BLK1 Method Blank 0.125	2.72e3	73.9	NO
7	7	13C6-PFDA	B8B0131-BLK1 Method Blank 0.125	9.15e3	62.2	NO
8	8	13C7-PFUdA	B8B0131-BLK1 Method Blank 0.125	9.38e3	55.7	NO

Name: 180228M1_70, Date: 01-Mar-2018, Time: 09:45:15, ID: B8B0131-MS1 Matrix Spike 0.12126, Description: Matrix Spike

	#	Name	ID	Area	%Rec	Area Out
1	1	13C4-PFBA	B8B0131-MS1 Matrix Spike 0.12126	4.30e3	48.7	YES
2	2	13C5-PFHxA	B8B0131-MS1 Matrix Spike 0.12126	4.85e3	32.6	YES
3	3	13C3-PFHxS	B8B0131-MS1 Matrix Spike 0.12126	2.37e3	70.7	NO
4	4	13C8-PFOA	B8B0131-MS1 Matrix Spike 0.12126	4.76e3	37.1	YES
5	5	13C9-PFNA	B8B0131-MS1 Matrix Spike 0.12126	5.49e3	46.1	YES
6	6	13C4-PFOS	B8B0131-MS1 Matrix Spike 0.12126	2.03e3	55.3	NO
7	7	13C6-PFDA	B8B0131-MS1 Matrix Spike 0.12126	6.14e3	41.8	YES
8	8	13C7-PFUdA	B8B0131-MS1 Matrix Spike 0.12126	7.06e3	41.9	YES

Dataset: Untitled

Last Altered: Friday, March 02, 2018 09:49:55 Pacific Standard Time
Printed: Friday, March 02, 2018 09:54:04 Pacific Standard Time

Name: 180228M1_71, Date: 01-Mar-2018, Time: 09:56:44, ID: B8B0131-MSD1 Matrix Spike Dup 0.11914, Description: Matrix Spike Dup

	# Name	ID	Area	%Rec	Area Out
1	1 13C4-PFBA	B8B0131-MSD1 Matrix Spike Dup 0.119...	5.34e3	60.4	NO
2	2 13C5-PFHxA	B8B0131-MSD1 Matrix Spike Dup 0.119...	5.74e3	38.6	YES
3	3 13C3-PFHxS	B8B0131-MSD1 Matrix Spike Dup 0.119...	2.38e3	71.0	NO
4	4 13C8-PFOA	B8B0131-MSD1 Matrix Spike Dup 0.119...	5.94e3	46.3	YES
5	5 13C9-PFNA	B8B0131-MSD1 Matrix Spike Dup 0.119...	6.30e3	52.8	NO
6	6 13C4-PFOS	B8B0131-MSD1 Matrix Spike Dup 0.119...	2.80e3	76.2	NO
7	7 13C6-PFDA	B8B0131-MSD1 Matrix Spike Dup 0.119...	6.73e3	45.8	YES
8	8 13C7-PFUdA	B8B0131-MSD1 Matrix Spike Dup 0.119...	1.02e4	60.2	NO

Name: 180228M1_72, Date: 01-Mar-2018, Time: 10:08:14, ID: 1800329-01 OF-RW59-INF01-0218 0.11462, Description: OF-RW59-INF01-0218

	# Name	ID	Area	%Rec	Area Out
1	1 13C4-PFBA	1800329-01 OF-RW59-INF01-0218 0.1...	7.80e3	88.3	NO
2	2 13C5-PFHxA	1800329-01 OF-RW59-INF01-0218 0.1...	9.13e3	61.4	NO
3	3 13C3-PFHxS	1800329-01 OF-RW59-INF01-0218 0.1...	2.49e3	74.4	NO
4	4 13C8-PFOA	1800329-01 OF-RW59-INF01-0218 0.1...	8.85e3	69.0	NO
5	5 13C9-PFNA	1800329-01 OF-RW59-INF01-0218 0.1...	8.62e3	72.3	NO
6	6 13C4-PFOS	1800329-01 OF-RW59-INF01-0218 0.1...	2.51e3	68.2	NO
7	7 13C6-PFDA	1800329-01 OF-RW59-INF01-0218 0.1...	1.00e4	68.4	NO
8	8 13C7-PFUdA	1800329-01 OF-RW59-INF01-0218 0.1...	1.10e4	65.4	NO

Name: 180228M1_73, Date: 01-Mar-2018, Time: 10:19:43, ID: 1800329-02 OF-RW59-INF01P-0218 0.11789, Description: OF-RW59-INF01P-0218

	# Name	ID	Area	%Rec	Area Out
1	1 13C4-PFBA	1800329-02 OF-RW59-INF01P-0218 0....	8.81e3	99.6	NO
2	2 13C5-PFHxA	1800329-02 OF-RW59-INF01P-0218 0....	9.70e3	65.3	NO
3	3 13C3-PFHxS	1800329-02 OF-RW59-INF01P-0218 0....	2.77e3	82.8	NO
4	4 13C8-PFOA	1800329-02 OF-RW59-INF01P-0218 0....	9.92e3	77.3	NO
5	5 13C9-PFNA	1800329-02 OF-RW59-INF01P-0218 0....	1.01e4	84.9	NO
6	6 13C4-PFOS	1800329-02 OF-RW59-INF01P-0218 0....	2.62e3	71.2	NO
7	7 13C6-PFDA	1800329-02 OF-RW59-INF01P-0218 0....	9.03e3	61.5	NO
8	8 13C7-PFUdA	1800329-02 OF-RW59-INF01P-0218 0....	1.41e4	83.5	NO

Name: 180228M1_74, Date: 01-Mar-2018, Time: 10:31:12, ID: 1800329-03 OF-RW59-MID01-0218 0.11984, Description: OF-RW59-MID01-0218

	# Name	ID	Area	%Rec	Area Out
1	1 13C4-PFBA	1800329-03 OF-RW59-MID01-0218 0.1...	7.38e3	83.5	NO
2	2 13C5-PFHxA	1800329-03 OF-RW59-MID01-0218 0.1...	9.25e3	62.2	NO
3	3 13C3-PFHxS	1800329-03 OF-RW59-MID01-0218 0.1...	2.22e3	66.4	NO
4	4 13C8-PFOA	1800329-03 OF-RW59-MID01-0218 0.1...	7.70e3	60.0	NO
5	5 13C9-PFNA	1800329-03 OF-RW59-MID01-0218 0.1...	7.34e3	61.6	NO
6	6 13C4-PFOS	1800329-03 OF-RW59-MID01-0218 0.1...	2.43e3	66.2	NO
7	7 13C6-PFDA	1800329-03 OF-RW59-MID01-0218 0.1...	7.46e3	50.7	NO
8	8 13C7-PFUdA	1800329-03 OF-RW59-MID01-0218 0.1...	9.02e3	53.5	NO

Dataset: Untitled

Last Altered: Friday, March 02, 2018 09:49:55 Pacific Standard Time
Printed: Friday, March 02, 2018 09:54:04 Pacific Standard Time

Name: 180228M1_75, Date: 01-Mar-2018, Time: 10:42:42, ID: 1800329-04 OF-RW59-EFF01-0218 0.1216, Description: OF-RW59-EFF01-0218

	#	Name	ID	Area	%Rec	Area Out
1	1	13C4-PFBA	1800329-04 OF-RW59-EFF01-0218 0.1...	7.87e3	89.0	NO
2	2	13C5-PFHxA	1800329-04 OF-RW59-EFF01-0218 0.1...	9.32e3	62.7	NO
3	3	13C3-PFHxS	1800329-04 OF-RW59-EFF01-0218 0.1...	2.66e3	79.3	NO
4	4	13C8-PFOA	1800329-04 OF-RW59-EFF01-0218 0.1...	8.22e3	64.0	NO
5	5	13C9-PFNA	1800329-04 OF-RW59-EFF01-0218 0.1...	9.26e3	77.7	NO
6	6	13C4-PFOS	1800329-04 OF-RW59-EFF01-0218 0.1...	2.57e3	69.8	NO
7	7	13C6-PFDA	1800329-04 OF-RW59-EFF01-0218 0.1...	1.10e4	75.0	NO
8	8	13C7-PFUdA	1800329-04 OF-RW59-EFF01-0218 0.1...	1.07e4	63.5	NO

Name: 180228M1_76, Date: 01-Mar-2018, Time: 10:54:09, ID: 1800329-05 OF-RW59-FB01-0218 0.11314, Description: OF-RW59-FB01-0218

	#	Name	ID	Area	%Rec	Area Out
1	1	13C4-PFBA	1800329-05 OF-RW59-FB01-0218 0.11...	6.97e3	78.8	NO
2	2	13C5-PFHxA	1800329-05 OF-RW59-FB01-0218 0.11...	8.54e3	57.5	NO
3	3	13C3-PFHxS	1800329-05 OF-RW59-FB01-0218 0.11...	2.19e3	65.4	NO
4	4	13C8-PFOA	1800329-05 OF-RW59-FB01-0218 0.11...	7.62e3	59.4	NO
5	5	13C9-PFNA	1800329-05 OF-RW59-FB01-0218 0.11...	8.72e3	73.2	NO
6	6	13C4-PFOS	1800329-05 OF-RW59-FB01-0218 0.11...	2.09e3	57.0	NO
7	7	13C6-PFDA	1800329-05 OF-RW59-FB01-0218 0.11...	8.50e3	57.8	NO
8	8	13C7-PFUdA	1800329-05 OF-RW59-FB01-0218 0.11...	9.39e3	55.7	NO

Name: 180228M1_77, Date: 01-Mar-2018, Time: 11:05:38, ID: 1800329-06 OF-RW08-INF01-0218 0.12179, Description: OF-RW08-INF01-0218

	#	Name	ID	Area	%Rec	Area Out
1	1	13C4-PFBA	1800329-06 OF-RW08-INF01-0218 0.1...	7.66e3	86.6	NO
2	2	13C5-PFHxA	1800329-06 OF-RW08-INF01-0218 0.1...	8.69e3	58.5	NO
3	3	13C3-PFHxS	1800329-06 OF-RW08-INF01-0218 0.1...	2.49e3	74.5	NO
4	4	13C8-PFOA	1800329-06 OF-RW08-INF01-0218 0.1...	7.53e3	58.7	NO
5	5	13C9-PFNA	1800329-06 OF-RW08-INF01-0218 0.1...	8.02e3	67.4	NO
6	6	13C4-PFOS	1800329-06 OF-RW08-INF01-0218 0.1...	2.61e3	71.0	NO
7	7	13C6-PFDA	1800329-06 OF-RW08-INF01-0218 0.1...	9.15e3	62.2	NO
8	8	13C7-PFUdA	1800329-06 OF-RW08-INF01-0218 0.1...	1.13e4	67.0	NO

Name: 180228M1_78, Date: 01-Mar-2018, Time: 11:17:08, ID: 1800329-07 OF-RW08-MID01-0218 0.10892, Description: OF-RW08-MID01-0218

	#	Name	ID	Area	%Rec	Area Out
1	1	13C4-PFBA	1800329-07 OF-RW08-MID01-0218 0.1...	4.88e3	55.3	NO
2	2	13C5-PFHxA	1800329-07 OF-RW08-MID01-0218 0.1...	5.15e3	34.6	YES
3	3	13C3-PFHxS	1800329-07 OF-RW08-MID01-0218 0.1...	2.37e3	70.9	NO
4	4	13C8-PFOA	1800329-07 OF-RW08-MID01-0218 0.1...	5.77e3	45.0	YES
5	5	13C9-PFNA	1800329-07 OF-RW08-MID01-0218 0.1...	6.11e3	51.3	NO
6	6	13C4-PFOS	1800329-07 OF-RW08-MID01-0218 0.1...	2.72e3	74.0	NO
7	7	13C6-PFDA	1800329-07 OF-RW08-MID01-0218 0.1...	6.92e3	47.1	YES
8	8	13C7-PFUdA	1800329-07 OF-RW08-MID01-0218 0.1...	8.87e3	52.7	NO

Dataset: Untitled

Last Altered: Friday, March 02, 2018 09:49:55 Pacific Standard Time
Printed: Friday, March 02, 2018 09:54:04 Pacific Standard Time

Name: 180228M1_79, Date: 01-Mar-2018, Time: 11:28:37, ID: 1800329-08 OF-RW08-EFF01-0218 0.12262, Description: OF-RW08-EFF01-0218

	#	Name	ID	Area	%Rec	Area Out
1	1	13C4-PFBA	1800329-08 OF-RW08-EFF01-0218 0.1...	5.24e3	59.3	NO
2	2	13C5-PFHxA	1800329-08 OF-RW08-EFF01-0218 0.1...	6.67e3	44.9	YES
3	3	13C3-PFHxS	1800329-08 OF-RW08-EFF01-0218 0.1...	2.18e3	65.2	NO
4	4	13C8-PFOA	1800329-08 OF-RW08-EFF01-0218 0.1...	5.64e3	44.0	YES
5	5	13C9-PFNA	1800329-08 OF-RW08-EFF01-0218 0.1...	6.48e3	54.3	NO
6	6	13C4-PFOS	1800329-08 OF-RW08-EFF01-0218 0.1...	2.37e3	64.6	NO
7	7	13C6-PFDA	1800329-08 OF-RW08-EFF01-0218 0.1...	6.58e3	44.8	YES
8	8	13C7-PFUdA	1800329-08 OF-RW08-EFF01-0218 0.1...	8.44e3	50.1	NO

Name: 180228M1_80, Date: 01-Mar-2018, Time: 11:40:04, ID: 1800329-09 OF-RW08-FB01-0218 0.12173, Description: OF-RW08-FB01-0218

	#	Name	ID	Area	%Rec	Area Out
1	1	13C4-PFBA	1800329-09 OF-RW08-FB01-0218 0.12...	7.39e3	83.6	NO
2	2	13C5-PFHxA	1800329-09 OF-RW08-FB01-0218 0.12...	8.46e3	56.9	NO
3	3	13C3-PFHxS	1800329-09 OF-RW08-FB01-0218 0.12...	2.45e3	73.2	NO
4	4	13C8-PFOA	1800329-09 OF-RW08-FB01-0218 0.12...	7.89e3	61.5	NO
5	5	13C9-PFNA	1800329-09 OF-RW08-FB01-0218 0.12...	7.66e3	64.3	NO
6	6	13C4-PFOS	1800329-09 OF-RW08-FB01-0218 0.12...	2.59e3	70.6	NO
7	7	13C6-PFDA	1800329-09 OF-RW08-FB01-0218 0.12...	8.19e3	55.8	NO
8	8	13C7-PFUdA	1800329-09 OF-RW08-FB01-0218 0.12...	9.59e3	56.9	NO

Name: 180228M1_81, Date: 01-Mar-2018, Time: 11:51:33, ID: 1800329-10 OF-RW63-INF01-0218 0.11237, Description: OF-RW63-INF01-0218

	#	Name	ID	Area	%Rec	Area Out
1	1	13C4-PFBA	1800329-10 OF-RW63-INF01-0218 0.1...	6.21e3	70.2	NO
2	2	13C5-PFHxA	1800329-10 OF-RW63-INF01-0218 0.1...	7.22e3	48.6	YES
3	3	13C3-PFHxS	1800329-10 OF-RW63-INF01-0218 0.1...	2.18e3	65.2	NO
4	4	13C8-PFOA	1800329-10 OF-RW63-INF01-0218 0.1...	7.07e3	55.1	NO
5	5	13C9-PFNA	1800329-10 OF-RW63-INF01-0218 0.1...	7.73e3	64.9	NO
6	6	13C4-PFOS	1800329-10 OF-RW63-INF01-0218 0.1...	2.59e3	70.4	NO
7	7	13C6-PFDA	1800329-10 OF-RW63-INF01-0218 0.1...	9.65e3	65.7	NO
8	8	13C7-PFUdA	1800329-10 OF-RW63-INF01-0218 0.1...	9.85e3	58.5	NO

Name: 180228M1_82, Date: 01-Mar-2018, Time: 12:03:02, ID: 1800329-11 OF-RW63-MID01-0218 0.11515, Description: OF-RW63-MID01-0218

	#	Name	ID	Area	%Rec	Area Out
1	1	13C4-PFBA	1800329-11 OF-RW63-MID01-0218 0.1...	6.37e3	72.1	NO
2	2	13C5-PFHxA	1800329-11 OF-RW63-MID01-0218 0.1...	6.87e3	46.2	YES
3	3	13C3-PFHxS	1800329-11 OF-RW63-MID01-0218 0.1...	2.82e3	84.3	NO
4	4	13C8-PFOA	1800329-11 OF-RW63-MID01-0218 0.1...	6.79e3	52.9	NO
5	5	13C9-PFNA	1800329-11 OF-RW63-MID01-0218 0.1...	8.27e3	69.4	NO
6	6	13C4-PFOS	1800329-11 OF-RW63-MID01-0218 0.1...	2.30e3	62.7	NO
7	7	13C6-PFDA	1800329-11 OF-RW63-MID01-0218 0.1...	9.55e3	65.0	NO
8	8	13C7-PFUdA	1800329-11 OF-RW63-MID01-0218 0.1...	1.08e4	64.3	NO

Dataset: Untitled

Last Altered: Friday, March 02, 2018 09:49:55 Pacific Standard Time
Printed: Friday, March 02, 2018 09:54:04 Pacific Standard Time

Name: 180228M1_83, Date: 01-Mar-2018, Time: 12:14:29, ID: 1800329-12 OF-RW63-EFF01-0218 0.12129, Description: OF-RW63-EFF01-0218

	#	Name	ID	Area	%Rec	Area Out
1	1	13C4-PFBA	1800329-12 OF-RW63-EFF01-0218 0.1...	6.77e3	76.5	NO
2	2	13C5-PFHxA	1800329-12 OF-RW63-EFF01-0218 0.1...	8.77e3	59.0	NO
3	3	13C3-PFHxS	1800329-12 OF-RW63-EFF01-0218 0.1...	2.79e3	83.4	NO
4	4	13C8-PFOA	1800329-12 OF-RW63-EFF01-0218 0.1...	8.45e3	65.8	NO
5	5	13C9-PFNA	1800329-12 OF-RW63-EFF01-0218 0.1...	8.68e3	72.9	NO
6	6	13C4-PFOS	1800329-12 OF-RW63-EFF01-0218 0.1...	2.55e3	69.3	NO
7	7	13C6-PFDA	1800329-12 OF-RW63-EFF01-0218 0.1...	9.73e3	66.2	NO
8	8	13C7-PFUdA	1800329-12 OF-RW63-EFF01-0218 0.1...	1.15e4	68.0	NO

Name: 180228M1_84, Date: 01-Mar-2018, Time: 12:25:56, ID: 1800329-13 OF-RW63-FB01-0218 0.12066, Description: OF-RW63-FB01-0218

	#	Name	ID	Area	%Rec	Area Out
1	1	13C4-PFBA	1800329-13 OF-RW63-FB01-0218 0.12...	8.17e3	92.4	NO
2	2	13C5-PFHxA	1800329-13 OF-RW63-FB01-0218 0.12...	1.03e4	69.3	NO
3	3	13C3-PFHxS	1800329-13 OF-RW63-FB01-0218 0.12...	2.61e3	77.9	NO
4	4	13C8-PFOA	1800329-13 OF-RW63-FB01-0218 0.12...	9.34e3	72.8	NO
5	5	13C9-PFNA	1800329-13 OF-RW63-FB01-0218 0.12...	8.46e3	71.0	NO
6	6	13C4-PFOS	1800329-13 OF-RW63-FB01-0218 0.12...	2.80e3	76.1	NO
7	7	13C6-PFDA	1800329-13 OF-RW63-FB01-0218 0.12...	1.17e4	79.9	NO
8	8	13C7-PFUdA	1800329-13 OF-RW63-FB01-0218 0.12...	1.35e4	80.3	NO

Name: 180228M1_85, Date: 01-Mar-2018, Time: 12:37:23, ID: IPA, Description: IPA

	#	Name	ID	Area	%Rec	Area Out
1	1	13C4-PFBA	IPA			NO
2	2	13C5-PFHxA	IPA			NO
3	3	13C3-PFHxS	IPA			NO
4	4	13C8-PFOA	IPA			NO
5	5	13C9-PFNA	IPA			NO
6	6	13C4-PFOS	IPA			NO
7	7	13C6-PFDA	IPA			NO
8	8	13C7-PFUdA	IPA			NO

Name: 180228M1_86, Date: 01-Mar-2018, Time: 12:48:50, ID: ST180228M1-14 PFC CS3 18B2317, Description: PFC CS3 18B2317

	#	Name	ID	Area	%Rec	Area Out
1	1	13C4-PFBA	ST180228M1-14 PFC CS3 18B2317	1.04e4	117.9	NO
2	2	13C5-PFHxA	ST180228M1-14 PFC CS3 18B2317	1.45e4	97.9	NO
3	3	13C3-PFHxS	ST180228M1-14 PFC CS3 18B2317	3.72e3	111.2	NO
4	4	13C8-PFOA	ST180228M1-14 PFC CS3 18B2317	1.27e4	98.7	NO
5	5	13C9-PFNA	ST180228M1-14 PFC CS3 18B2317	1.45e4	122.1	NO
6	6	13C4-PFOS	ST180228M1-14 PFC CS3 18B2317	3.94e3	107.3	NO
7	7	13C6-PFDA	ST180228M1-14 PFC CS3 18B2317	1.54e4	104.8	NO
8	8	13C7-PFUdA	ST180228M1-14 PFC CS3 18B2317	1.54e4	91.4	NO

Dataset: Untitled

Last Altered: Friday, March 02, 2018 09:49:55 Pacific Standard Time
Printed: Friday, March 02, 2018 09:54:04 Pacific Standard Time

Name: 180228M1_87, Date: 01-Mar-2018, Time: 13:00:20, ID: IPA, Description: IPA

	#	Name	ID	Area	%Rec	Area Out
1	1	13C4-PFBA	IPA			NO
2	2	13C5-PFHxA	IPA			NO
3	3	13C3-PFHxS	IPA			NO
4	4	13C8-PFOA	IPA	5.56e0	0.0	YES
5	5	13C9-PFNA	IPA			NO
6	6	13C4-PFOS	IPA			NO
7	7	13C6-PFDA	IPA			NO
8	8	13C7-PFUdA	IPA			NO

Name: 180228M1_88, Date: 01-Mar-2018, Time: 13:11:49, ID: 1800329-14 OF-RW44-INF01-0218 0.11484, Description: OF-RW44-INF01-0218

	#	Name	ID	Area	%Rec	Area Out
1	1	13C4-PFBA	1800329-14 OF-RW44-INF01-0218 0.1...	8.07e3	91.3	NO
2	2	13C5-PFHxA	1800329-14 OF-RW44-INF01-0218 0.1...	9.64e3	64.9	NO
3	3	13C3-PFHxS	1800329-14 OF-RW44-INF01-0218 0.1...	2.47e3	73.7	NO
4	4	13C8-PFOA	1800329-14 OF-RW44-INF01-0218 0.1...	9.10e3	70.9	NO
5	5	13C9-PFNA	1800329-14 OF-RW44-INF01-0218 0.1...	1.04e4	87.1	NO
6	6	13C4-PFOS	1800329-14 OF-RW44-INF01-0218 0.1...	2.60e3	70.7	NO
7	7	13C6-PFDA	1800329-14 OF-RW44-INF01-0218 0.1...	1.07e4	72.7	NO
8	8	13C7-PFUdA	1800329-14 OF-RW44-INF01-0218 0.1...	1.24e4	73.9	NO

Name: 180228M1_89, Date: 01-Mar-2018, Time: 13:23:18, ID: 1800329-15 OF-RW44-MID01-0218 0.12094, Description: OF-RW44-MID01-0218

	#	Name	ID	Area	%Rec	Area Out
1	1	13C4-PFBA	1800329-15 OF-RW44-MID01-0218 0.1...	6.92e3	78.3	NO
2	2	13C5-PFHxA	1800329-15 OF-RW44-MID01-0218 0.1...	8.64e3	58.1	NO
3	3	13C3-PFHxS	1800329-15 OF-RW44-MID01-0218 0.1...	2.40e3	71.8	NO
4	4	13C8-PFOA	1800329-15 OF-RW44-MID01-0218 0.1...	7.97e3	62.1	NO
5	5	13C9-PFNA	1800329-15 OF-RW44-MID01-0218 0.1...	8.61e3	72.3	NO
6	6	13C4-PFOS	1800329-15 OF-RW44-MID01-0218 0.1...	2.08e3	56.6	NO
7	7	13C6-PFDA	1800329-15 OF-RW44-MID01-0218 0.1...	9.13e3	62.2	NO
8	8	13C7-PFUdA	1800329-15 OF-RW44-MID01-0218 0.1...	1.11e4	66.2	NO

Name: 180228M1_90, Date: 01-Mar-2018, Time: 13:34:48, ID: 1800329-16 OF-RW44-EFF01-0218 0.11743, Description: OF-RW44-EFF01-0218

	#	Name	ID	Area	%Rec	Area Out
1	1	13C4-PFBA	1800329-16 OF-RW44-EFF01-0218 0.1...	7.34e3	83.0	NO
2	2	13C5-PFHxA	1800329-16 OF-RW44-EFF01-0218 0.1...	8.55e3	57.5	NO
3	3	13C3-PFHxS	1800329-16 OF-RW44-EFF01-0218 0.1...	2.17e3	65.0	NO
4	4	13C8-PFOA	1800329-16 OF-RW44-EFF01-0218 0.1...	7.93e3	61.8	NO
5	5	13C9-PFNA	1800329-16 OF-RW44-EFF01-0218 0.1...	8.67e3	72.8	NO
6	6	13C4-PFOS	1800329-16 OF-RW44-EFF01-0218 0.1...	2.46e3	67.0	NO
7	7	13C6-PFDA	1800329-16 OF-RW44-EFF01-0218 0.1...	9.09e3	61.9	NO
8	8	13C7-PFUdA	1800329-16 OF-RW44-EFF01-0218 0.1...	9.58e3	56.9	NO

Dataset: Untitled

Last Altered: Friday, March 02, 2018 09:49:55 Pacific Standard Time
Printed: Friday, March 02, 2018 09:54:04 Pacific Standard Time

Name: 180228M1_91, Date: 01-Mar-2018, Time: 13:46:17, ID: 1800329-17 OF-RW44-FB01-0218 0.12155, Description: OF-RW44-FB01-0218

	#	Name	ID	Area	%Rec	Area Out
1	1	13C4-PFBA	1800329-17 OF-RW44-FB01-0218 0.12...	7.46e3	84.3	NO
2	2	13C5-PFHxA	1800329-17 OF-RW44-FB01-0218 0.12...	9.27e3	62.3	NO
3	3	13C3-PFHxS	1800329-17 OF-RW44-FB01-0218 0.12...	2.36e3	70.5	NO
4	4	13C8-PFOA	1800329-17 OF-RW44-FB01-0218 0.12...	7.99e3	62.2	NO
5	5	13C9-PFNA	1800329-17 OF-RW44-FB01-0218 0.12...	9.56e3	80.2	NO
6	6	13C4-PFOS	1800329-17 OF-RW44-FB01-0218 0.12...	2.50e3	68.2	NO
7	7	13C6-PFDA	1800329-17 OF-RW44-FB01-0218 0.12...	9.97e3	67.8	NO
8	8	13C7-PFUdA	1800329-17 OF-RW44-FB01-0218 0.12...	1.10e4	65.2	NO

Name: 180228M1_92, Date: 01-Mar-2018, Time: 13:57:47, ID: 1800329-18 OF-RW42B-INF01-0218 0.11569, Description: OF-RW42B-INF01-0218

	#	Name	ID	Area	%Rec	Area Out
1	1	13C4-PFBA	1800329-18 OF-RW42B-INF01-0218 0....	7.84e3	88.7	NO
2	2	13C5-PFHxA	1800329-18 OF-RW42B-INF01-0218 0....	8.76e3	58.9	NO
3	3	13C3-PFHxS	1800329-18 OF-RW42B-INF01-0218 0....	2.09e3	62.4	NO
4	4	13C8-PFOA	1800329-18 OF-RW42B-INF01-0218 0....	8.68e3	67.6	NO
5	5	13C9-PFNA	1800329-18 OF-RW42B-INF01-0218 0....	8.94e3	75.0	NO
6	6	13C4-PFOS	1800329-18 OF-RW42B-INF01-0218 0....	2.06e3	56.1	NO
7	7	13C6-PFDA	1800329-18 OF-RW42B-INF01-0218 0....	1.05e4	71.3	NO
8	8	13C7-PFUdA	1800329-18 OF-RW42B-INF01-0218 0....	1.16e4	68.9	NO

Name: 180228M1_93, Date: 01-Mar-2018, Time: 14:09:16, ID: B8B0122-BS1 OPR 0.125, Description: OPR

	#	Name	ID	Area	%Rec	Area Out
1	1	13C4-PFBA	B8B0122-BS1 OPR 0.125	6.20e3	70.1	NO
2	2	13C5-PFHxA	B8B0122-BS1 OPR 0.125	8.03e3	54.0	NO
3	3	13C3-PFHxS	B8B0122-BS1 OPR 0.125	2.23e3	66.7	NO
4	4	13C8-PFOA	B8B0122-BS1 OPR 0.125	9.01e3	70.2	NO
5	5	13C9-PFNA	B8B0122-BS1 OPR 0.125	8.85e3	74.3	NO
6	6	13C4-PFOS	B8B0122-BS1 OPR 0.125	2.11e3	57.4	NO
7	7	13C6-PFDA	B8B0122-BS1 OPR 0.125	7.95e3	54.1	NO
8	8	13C7-PFUdA	B8B0122-BS1 OPR 0.125	1.15e4	68.1	NO

Name: 180228M1_94, Date: 01-Mar-2018, Time: 14:20:46, ID: B8B0122-BSD1 LCSD 0.125, Description: LCSD

	#	Name	ID	Area	%Rec	Area Out
1	1	13C4-PFBA	B8B0122-BSD1 LCSD 0.125	5.24e3	59.3	NO
2	2	13C5-PFHxA	B8B0122-BSD1 LCSD 0.125	6.85e3	46.1	YES
3	3	13C3-PFHxS	B8B0122-BSD1 LCSD 0.125	2.53e3	75.6	NO
4	4	13C8-PFOA	B8B0122-BSD1 LCSD 0.125	5.25e3	40.9	YES
5	5	13C9-PFNA	B8B0122-BSD1 LCSD 0.125	8.25e3	69.2	NO
6	6	13C4-PFOS	B8B0122-BSD1 LCSD 0.125	2.56e3	69.7	NO
7	7	13C6-PFDA	B8B0122-BSD1 LCSD 0.125	7.49e3	51.0	NO
8	8	13C7-PFUdA	B8B0122-BSD1 LCSD 0.125	1.13e4	66.9	NO

Dataset: Untitled

Last Altered: Friday, March 02, 2018 09:49:55 Pacific Standard Time
Printed: Friday, March 02, 2018 09:54:04 Pacific Standard Time

Name: 180228M1_95, Date: 01-Mar-2018, Time: 14:32:16, ID: B8B0122-BLK1 Method Blank 0.125, Description: Method Blank

	#	Name	ID	Area	%Rec	Area Out
1	1	13C4-PFBA	B8B0122-BLK1 Method Blank 0.125	6.94e3	78.5	NO
2	2	13C5-PFHxA	B8B0122-BLK1 Method Blank 0.125	8.41e3	56.6	NO
3	3	13C3-PFHxS	B8B0122-BLK1 Method Blank 0.125	2.65e3	79.1	NO
4	4	13C8-PFOA	B8B0122-BLK1 Method Blank 0.125	7.12e3	55.5	NO
5	5	13C9-PFNA	B8B0122-BLK1 Method Blank 0.125	8.93e3	74.9	NO
6	6	13C4-PFOS	B8B0122-BLK1 Method Blank 0.125	2.58e3	70.3	NO
7	7	13C6-PFDA	B8B0122-BLK1 Method Blank 0.125	9.49e3	64.6	NO
8	8	13C7-PFUdA	B8B0122-BLK1 Method Blank 0.125	1.27e4	75.2	NO

Name: 180228M1_96, Date: 01-Mar-2018, Time: 14:43:45, ID: 1800323-01 OF-RW83-0218 0.11418, Description: OF-RW83-0218

	#	Name	ID	Area	%Rec	Area Out
1	1	13C4-PFBA	1800323-01 OF-RW83-0218 0.11418	3.40e3	38.5	YES
2	2	13C5-PFHxA	1800323-01 OF-RW83-0218 0.11418	5.46e3	36.7	YES
3	3	13C3-PFHxS	1800323-01 OF-RW83-0218 0.11418	2.39e3	71.4	NO
4	4	13C8-PFOA	1800323-01 OF-RW83-0218 0.11418	5.78e3	45.1	YES
5	5	13C9-PFNA	1800323-01 OF-RW83-0218 0.11418	6.94e3	58.2	NO
6	6	13C4-PFOS	1800323-01 OF-RW83-0218 0.11418	2.83e3	77.1	NO
7	7	13C6-PFDA	1800323-01 OF-RW83-0218 0.11418	7.38e3	50.2	NO
8	8	13C7-PFUdA	1800323-01 OF-RW83-0218 0.11418	9.14e3	54.2	NO

Name: 180228M1_97, Date: 01-Mar-2018, Time: 14:55:15, ID: 1800323-02 OF-FB83-0218 0.11591, Description: OF-FB83-0218

	#	Name	ID	Area	%Rec	Area Out
1	1	13C4-PFBA	1800323-02 OF-FB83-0218 0.11591	6.79e3	76.8	NO
2	2	13C5-PFHxA	1800323-02 OF-FB83-0218 0.11591	8.39e3	56.4	NO
3	3	13C3-PFHxS	1800323-02 OF-FB83-0218 0.11591	2.84e3	84.9	NO
4	4	13C8-PFOA	1800323-02 OF-FB83-0218 0.11591	9.15e3	71.3	NO
5	5	13C9-PFNA	1800323-02 OF-FB83-0218 0.11591	8.53e3	71.6	NO
6	6	13C4-PFOS	1800323-02 OF-FB83-0218 0.11591	2.73e3	74.2	NO
7	7	13C6-PFDA	1800323-02 OF-FB83-0218 0.11591	1.09e4	73.9	NO
8	8	13C7-PFUdA	1800323-02 OF-FB83-0218 0.11591	1.07e4	63.7	NO

Name: 180228M1_98, Date: 01-Mar-2018, Time: 15:06:44, ID: 1800323-03 OF-RW38-0218 0.11407, Description: OF-RW38-0218

	#	Name	ID	Area	%Rec	Area Out
1	1	13C4-PFBA	1800323-03 OF-RW38-0218 0.11407	6.97e3	78.9	NO
2	2	13C5-PFHxA	1800323-03 OF-RW38-0218 0.11407	8.89e3	59.8	NO
3	3	13C3-PFHxS	1800323-03 OF-RW38-0218 0.11407	2.75e3	82.3	NO
4	4	13C8-PFOA	1800323-03 OF-RW38-0218 0.11407	8.27e3	64.4	NO
5	5	13C9-PFNA	1800323-03 OF-RW38-0218 0.11407	9.67e3	81.1	NO
6	6	13C4-PFOS	1800323-03 OF-RW38-0218 0.11407	2.95e3	80.2	NO
7	7	13C6-PFDA	1800323-03 OF-RW38-0218 0.11407	1.01e4	68.4	NO
8	8	13C7-PFUdA	1800323-03 OF-RW38-0218 0.11407	1.17e4	69.7	NO

Dataset: Untitled

Last Altered: Friday, March 02, 2018 09:49:55 Pacific Standard Time
Printed: Friday, March 02, 2018 09:54:04 Pacific Standard Time

Name: 180228M1_99, Date: 01-Mar-2018, Time: 15:18:14, ID: 1800323-04 OF-FB38-0218 0.11688, Description: OF-FB38-0218

	#	Name	ID	Area	%Rec	Area Out
1	1	13C4-PFBA	1800323-04 OF-FB38-0218 0.11688	6.56e3	74.2	NO
2	2	13C5-PFHxA	1800323-04 OF-FB38-0218 0.11688	8.22e3	55.3	NO
3	3	13C3-PFHxS	1800323-04 OF-FB38-0218 0.11688	2.54e3	76.0	NO
4	4	13C8-PFOA	1800323-04 OF-FB38-0218 0.11688	8.22e3	64.1	NO
5	5	13C9-PFNA	1800323-04 OF-FB38-0218 0.11688	8.43e3	70.7	NO
6	6	13C4-PFOS	1800323-04 OF-FB38-0218 0.11688	2.49e3	67.7	NO
7	7	13C6-PFDA	1800323-04 OF-FB38-0218 0.11688	1.10e4	74.6	NO
8	8	13C7-PFUdA	1800323-04 OF-FB38-0218 0.11688	1.29e4	76.3	NO

Name: 180228M1_100, Date: 01-Mar-2018, Time: 15:29:43, ID: 1800323-05 OF-RW43-0218 0.1084, Description: OF-RW43-0218

	#	Name	ID	Area	%Rec	Area Out
1	1	13C4-PFBA	1800323-05 OF-RW43-0218 0.1084	8.45e3	95.6	NO
2	2	13C5-PFHxA	1800323-05 OF-RW43-0218 0.1084	1.09e4	73.0	NO
3	3	13C3-PFHxS	1800323-05 OF-RW43-0218 0.1084	2.63e3	78.6	NO
4	4	13C8-PFOA	1800323-05 OF-RW43-0218 0.1084	9.38e3	73.1	NO
5	5	13C9-PFNA	1800323-05 OF-RW43-0218 0.1084	1.05e4	87.9	NO
6	6	13C4-PFOS	1800323-05 OF-RW43-0218 0.1084	2.88e3	78.4	NO
7	7	13C6-PFDA	1800323-05 OF-RW43-0218 0.1084	9.22e3	62.7	NO
8	8	13C7-PFUdA	1800323-05 OF-RW43-0218 0.1084	1.26e4	74.6	NO

Name: 180228M1_101, Date: 01-Mar-2018, Time: 15:41:13, ID: 1800323-06 OF-FB43-0218 0.10942, Description: OF-FB43-0218

	#	Name	ID	Area	%Rec	Area Out
1	1	13C4-PFBA	1800323-06 OF-FB43-0218 0.10942	6.98e3	78.9	NO
2	2	13C5-PFHxA	1800323-06 OF-FB43-0218 0.10942	9.84e3	66.2	NO
3	3	13C3-PFHxS	1800323-06 OF-FB43-0218 0.10942	2.59e3	77.3	NO
4	4	13C8-PFOA	1800323-06 OF-FB43-0218 0.10942	9.41e3	73.3	NO
5	5	13C9-PFNA	1800323-06 OF-FB43-0218 0.10942	8.82e3	74.0	NO
6	6	13C4-PFOS	1800323-06 OF-FB43-0218 0.10942	2.82e3	76.9	NO
7	7	13C6-PFDA	1800323-06 OF-FB43-0218 0.10942	1.04e4	70.9	NO
8	8	13C7-PFUdA	1800323-06 OF-FB43-0218 0.10942	1.35e4	80.3	NO

Name: 180228M1_102, Date: 01-Mar-2018, Time: 15:52:43, ID: 1800323-07 OF-RW08-0218 0.11646, Description: OF-RW08-0218

	#	Name	ID	Area	%Rec	Area Out
1	1	13C4-PFBA	1800323-07 OF-RW08-0218 0.11646	3.68e3	41.6	YES
2	2	13C5-PFHxA	1800323-07 OF-RW08-0218 0.11646	4.04e3	27.2	YES
3	3	13C3-PFHxS	1800323-07 OF-RW08-0218 0.11646	2.68e3	80.1	NO
4	4	13C8-PFOA	1800323-07 OF-RW08-0218 0.11646	3.09e3	24.0	YES
5	5	13C9-PFNA	1800323-07 OF-RW08-0218 0.11646	4.07e3	34.1	YES
6	6	13C4-PFOS	1800323-07 OF-RW08-0218 0.11646	2.88e3	78.3	NO
7	7	13C6-PFDA	1800323-07 OF-RW08-0218 0.11646	5.30e3	36.1	YES
8	8	13C7-PFUdA	1800323-07 OF-RW08-0218 0.11646	6.68e3	39.7	YES

Dataset: Untitled

Last Altered: Friday, March 02, 2018 09:49:55 Pacific Standard Time
Printed: Friday, March 02, 2018 09:54:04 Pacific Standard Time

Name: 180228M1_103, Date: 01-Mar-2018, Time: 16:04:11, ID: 1800323-08 OF-FB08-0218 0.11707, Description: OF-FB08-0218

	#	Name	ID	Area	%Rec	Area Out
1	1	13C4-PFBA	1800323-08 OF-FB08-0218 0.11707	7.02e3	79.4	NO
2	2	13C5-PFHxA	1800323-08 OF-FB08-0218 0.11707	8.26e3	55.6	NO
3	3	13C3-PFHxS	1800323-08 OF-FB08-0218 0.11707	2.54e3	75.8	NO
4	4	13C8-PFOA	1800323-08 OF-FB08-0218 0.11707	8.45e3	65.8	NO
5	5	13C9-PFNA	1800323-08 OF-FB08-0218 0.11707	8.81e3	73.9	NO
6	6	13C4-PFOS	1800323-08 OF-FB08-0218 0.11707	2.55e3	69.4	NO
7	7	13C6-PFDA	1800323-08 OF-FB08-0218 0.11707	9.91e3	67.4	NO
8	8	13C7-PFUdA	1800323-08 OF-FB08-0218 0.11707	1.10e4	65.3	NO

Name: 180228M1_104, Date: 01-Mar-2018, Time: 16:15:38, ID: 1800323-09 OF-RW16-0218 0.11565, Description: OF-RW16-0218

	#	Name	ID	Area	%Rec	Area Out
1	1	13C4-PFBA	1800323-09 OF-RW16-0218 0.11565	8.22e3	93.0	NO
2	2	13C5-PFHxA	1800323-09 OF-RW16-0218 0.11565	9.52e3	64.0	NO
3	3	13C3-PFHxS	1800323-09 OF-RW16-0218 0.11565	2.63e3	78.6	NO
4	4	13C8-PFOA	1800323-09 OF-RW16-0218 0.11565	8.82e3	68.7	NO
5	5	13C9-PFNA	1800323-09 OF-RW16-0218 0.11565	1.09e4	91.3	NO
6	6	13C4-PFOS	1800323-09 OF-RW16-0218 0.11565	2.96e3	80.7	NO
7	7	13C6-PFDA	1800323-09 OF-RW16-0218 0.11565	9.47e3	64.5	NO
8	8	13C7-PFUdA	1800323-09 OF-RW16-0218 0.11565	1.02e4	60.4	NO

Name: 180228M1_105, Date: 01-Mar-2018, Time: 16:27:08, ID: 1800323-10 OF-FB16-0218 0.11729, Description: OF-FB16-0218

	#	Name	ID	Area	%Rec	Area Out
1	1	13C4-PFBA	1800323-10 OF-FB16-0218 0.11729	7.65e3	86.5	NO
2	2	13C5-PFHxA	1800323-10 OF-FB16-0218 0.11729	9.32e3	62.7	NO
3	3	13C3-PFHxS	1800323-10 OF-FB16-0218 0.11729	2.81e3	83.9	NO
4	4	13C8-PFOA	1800323-10 OF-FB16-0218 0.11729	9.19e3	71.7	NO
5	5	13C9-PFNA	1800323-10 OF-FB16-0218 0.11729	1.06e4	88.7	NO
6	6	13C4-PFOS	1800323-10 OF-FB16-0218 0.11729	2.95e3	80.1	NO
7	7	13C6-PFDA	1800323-10 OF-FB16-0218 0.11729	8.94e3	60.8	NO
8	8	13C7-PFUdA	1800323-10 OF-FB16-0218 0.11729	1.09e4	64.9	NO

Name: 180228M1_106, Date: 01-Mar-2018, Time: 16:38:35, ID: 1800324-01 OF-RW63-0218 0.11462, Description: OF-RW63-0218

	#	Name	ID	Area	%Rec	Area Out
1	1	13C4-PFBA	1800324-01 OF-RW63-0218 0.11462	3.31e3	37.4	YES
2	2	13C5-PFHxA	1800324-01 OF-RW63-0218 0.11462	3.92e3	26.4	YES
3	3	13C3-PFHxS	1800324-01 OF-RW63-0218 0.11462	3.25e3	97.1	NO
4	4	13C8-PFOA	1800324-01 OF-RW63-0218 0.11462	4.60e3	35.8	YES
5	5	13C9-PFNA	1800324-01 OF-RW63-0218 0.11462	5.65e3	47.4	YES
6	6	13C4-PFOS	1800324-01 OF-RW63-0218 0.11462	3.62e3	98.5	NO
7	7	13C6-PFDA	1800324-01 OF-RW63-0218 0.11462	5.65e3	38.4	YES
8	8	13C7-PFUdA	1800324-01 OF-RW63-0218 0.11462	9.43e3	56.0	NO

Dataset: Untitled

Last Altered: Friday, March 02, 2018 09:49:55 Pacific Standard Time
Printed: Friday, March 02, 2018 09:54:04 Pacific Standard Time

Name: 180228M1_107, Date: 01-Mar-2018, Time: 16:50:02, ID: 1800324-02 OF-FB63-0218 0.11622, Description: OF-FB63-0218

	#	Name	ID	Area	%Rec	Area Out
1	1	13C4-PFBA	1800324-02 OF-FB63-0218 0.11622	7.37e3	83.4	NO
2	2	13C5-PFHxA	1800324-02 OF-FB63-0218 0.11622	9.55e3	64.3	NO
3	3	13C3-PFHxS	1800324-02 OF-FB63-0218 0.11622	2.79e3	83.2	NO
4	4	13C8-PFOA	1800324-02 OF-FB63-0218 0.11622	8.25e3	64.3	NO
5	5	13C9-PFNA	1800324-02 OF-FB63-0218 0.11622	8.29e3	69.6	NO
6	6	13C4-PFOS	1800324-02 OF-FB63-0218 0.11622	2.67e3	72.6	NO
7	7	13C6-PFDA	1800324-02 OF-FB63-0218 0.11622	7.58e3	51.6	NO
8	8	13C7-PFUdA	1800324-02 OF-FB63-0218 0.11622	1.15e4	68.3	NO

Name: 180228M1_108, Date: 01-Mar-2018, Time: 17:01:29, ID: IPA, Description: IPA

	#	Name	ID	Area	%Rec	Area Out
1	1	13C4-PFBA	IPA			NO
2	2	13C5-PFHxA	IPA			NO
3	3	13C3-PFHxS	IPA			NO
4	4	13C8-PFOA	IPA			NO
5	5	13C9-PFNA	IPA			NO
6	6	13C4-PFOS	IPA			NO
7	7	13C6-PFDA	IPA			NO
8	8	13C7-PFUdA	IPA			NO

Name: 180228M1_109, Date: 01-Mar-2018, Time: 17:12:55, ID: ST180228M1-15 PFC CS3 18B2317, Description: PFC CS3 18B2317

	#	Name	ID	Area	%Rec	Area Out
1	1	13C4-PFBA	ST180228M1-15 PFC CS3 18B2317	1.32e4	149.8	NO
2	2	13C5-PFHxA	ST180228M1-15 PFC CS3 18B2317	1.57e4	105.7	NO
3	3	13C3-PFHxS	ST180228M1-15 PFC CS3 18B2317	3.87e3	115.6	NO
4	4	13C8-PFOA	ST180228M1-15 PFC CS3 18B2317	1.47e4	114.7	NO
5	5	13C9-PFNA	ST180228M1-15 PFC CS3 18B2317	1.40e4	117.5	NO
6	6	13C4-PFOS	ST180228M1-15 PFC CS3 18B2317	3.99e3	108.5	NO
7	7	13C6-PFDA	ST180228M1-15 PFC CS3 18B2317	1.42e4	96.7	NO
8	8	13C7-PFUdA	ST180228M1-15 PFC CS3 18B2317	1.75e4	104.1	NO

Name: 180228M1_110, Date: 01-Mar-2018, Time: 17:24:22, ID: IPA, Description: IPA

	#	Name	ID	Area	%Rec	Area Out
1	1	13C4-PFBA	IPA			NO
2	2	13C5-PFHxA	IPA			NO
3	3	13C3-PFHxS	IPA			NO
4	4	13C8-PFOA	IPA			NO
5	5	13C9-PFNA	IPA			NO
6	6	13C4-PFOS	IPA			NO
7	7	13C6-PFDA	IPA			NO
8	8	13C7-PFUdA	IPA			NO

Dataset: Untitled

Last Altered: Friday, March 02, 2018 09:49:55 Pacific Standard Time
Printed: Friday, March 02, 2018 09:54:04 Pacific Standard Time

Name: 180228M1_111, Date: 01-Mar-2018, Time: 17:35:51, ID: 1800324-03 OF-RW23-0218 0.11311, Description: OF-RW23-0218

	#	Name	ID	Area	%Rec	Area Out
1	1	13C4-PFBA	1800324-03 OF-RW23-0218 0.11311	7.77e3	87.9	NO
2	2	13C5-PFHxA	1800324-03 OF-RW23-0218 0.11311	9.53e3	64.1	NO
3	3	13C3-PFHxS	1800324-03 OF-RW23-0218 0.11311	2.96e3	88.4	NO
4	4	13C8-PFOA	1800324-03 OF-RW23-0218 0.11311	8.84e3	68.9	NO
5	5	13C9-PFNA	1800324-03 OF-RW23-0218 0.11311	1.06e4	89.1	NO
6	6	13C4-PFOS	1800324-03 OF-RW23-0218 0.11311	2.93e3	79.7	NO
7	7	13C6-PFDA	1800324-03 OF-RW23-0218 0.11311	9.93e3	67.6	NO
8	8	13C7-PFUdA	1800324-03 OF-RW23-0218 0.11311	1.11e4	65.8	NO

Name: 180228M1_112, Date: 01-Mar-2018, Time: 17:47:22, ID: 1800324-04 OF-FB23-0218 0.11692, Description: OF-FB23-0218

	#	Name	ID	Area	%Rec	Area Out
1	1	13C4-PFBA	1800324-04 OF-FB23-0218 0.11692	7.30e3	82.6	NO
2	2	13C5-PFHxA	1800324-04 OF-FB23-0218 0.11692	1.06e4	71.0	NO
3	3	13C3-PFHxS	1800324-04 OF-FB23-0218 0.11692	3.14e3	93.8	NO
4	4	13C8-PFOA	1800324-04 OF-FB23-0218 0.11692	1.05e4	81.6	NO
5	5	13C9-PFNA	1800324-04 OF-FB23-0218 0.11692	1.06e4	88.9	NO
6	6	13C4-PFOS	1800324-04 OF-FB23-0218 0.11692	3.37e3	91.6	NO
7	7	13C6-PFDA	1800324-04 OF-FB23-0218 0.11692	1.16e4	78.8	NO
8	8	13C7-PFUdA	1800324-04 OF-FB23-0218 0.11692	1.48e4	87.9	NO

Name: 180228M1_113, Date: 01-Mar-2018, Time: 17:58:51, ID: 1800324-05 OF-RW28-0218 0.11227, Description: OF-RW28-0218

	#	Name	ID	Area	%Rec	Area Out
1	1	13C4-PFBA	1800324-05 OF-RW28-0218 0.11227	8.02e3	90.7	NO
2	2	13C5-PFHxA	1800324-05 OF-RW28-0218 0.11227	9.90e3	66.6	NO
3	3	13C3-PFHxS	1800324-05 OF-RW28-0218 0.11227	3.24e3	96.9	NO
4	4	13C8-PFOA	1800324-05 OF-RW28-0218 0.11227	7.98e3	62.2	NO
5	5	13C9-PFNA	1800324-05 OF-RW28-0218 0.11227	1.04e4	86.9	NO
6	6	13C4-PFOS	1800324-05 OF-RW28-0218 0.11227	3.12e3	85.0	NO
7	7	13C6-PFDA	1800324-05 OF-RW28-0218 0.11227	1.09e4	74.0	NO
8	8	13C7-PFUdA	1800324-05 OF-RW28-0218 0.11227	1.31e4	77.9	NO

Name: 180228M1_114, Date: 01-Mar-2018, Time: 18:10:21, ID: 1800324-06 OF-FB28-0218 0.11581, Description: OF-FB28-0218

	#	Name	ID	Area	%Rec	Area Out
1	1	13C4-PFBA	1800324-06 OF-FB28-0218 0.11581	7.63e3	86.4	NO
2	2	13C5-PFHxA	1800324-06 OF-FB28-0218 0.11581	8.86e3	59.6	NO
3	3	13C3-PFHxS	1800324-06 OF-FB28-0218 0.11581	3.17e3	94.7	NO
4	4	13C8-PFOA	1800324-06 OF-FB28-0218 0.11581	8.71e3	67.9	NO
5	5	13C9-PFNA	1800324-06 OF-FB28-0218 0.11581	9.05e3	75.9	NO
6	6	13C4-PFOS	1800324-06 OF-FB28-0218 0.11581	3.57e3	97.2	NO
7	7	13C6-PFDA	1800324-06 OF-FB28-0218 0.11581	1.12e4	76.2	NO
8	8	13C7-PFUdA	1800324-06 OF-FB28-0218 0.11581	1.19e4	70.6	NO

Dataset: Untitled

Last Altered: Friday, March 02, 2018 09:49:55 Pacific Standard Time
Printed: Friday, March 02, 2018 09:54:04 Pacific Standard Time

Name: 180228M1_115, Date: 01-Mar-2018, Time: 18:21:50, ID: 1800324-07 OF-RW60-0218 0.11223, Description: OF-RW60-0218

	#	Name	ID	Area	%Rec	Area Out
1	1	13C4-PFBA	1800324-07 OF-RW60-0218 0.11223	3.38e3	38.2	YES
2	2	13C5-PFHxA	1800324-07 OF-RW60-0218 0.11223	4.39e3	29.6	YES
3	3	13C3-PFHxS	1800324-07 OF-RW60-0218 0.11223	2.63e3	78.7	NO
4	4	13C8-PFOA	1800324-07 OF-RW60-0218 0.11223	5.00e3	38.9	YES
5	5	13C9-PFNA	1800324-07 OF-RW60-0218 0.11223	6.36e3	53.4	NO
6	6	13C4-PFOS	1800324-07 OF-RW60-0218 0.11223	2.97e3	80.7	NO
7	7	13C6-PFDA	1800324-07 OF-RW60-0218 0.11223	7.27e3	49.5	YES
8	8	13C7-PFUdA	1800324-07 OF-RW60-0218 0.11223	9.94e3	59.0	NO

Name: 180228M1_116, Date: 01-Mar-2018, Time: 18:33:20, ID: 1800324-08 OF-RW60P-0218 0.11541, Description: OF-RW60P-0218

	#	Name	ID	Area	%Rec	Area Out
1	1	13C4-PFBA	1800324-08 OF-RW60P-0218 0.11541	7.30e3	82.6	NO
2	2	13C5-PFHxA	1800324-08 OF-RW60P-0218 0.11541	8.64e3	58.1	NO
3	3	13C3-PFHxS	1800324-08 OF-RW60P-0218 0.11541	2.78e3	83.2	NO
4	4	13C8-PFOA	1800324-08 OF-RW60P-0218 0.11541	8.59e3	66.9	NO
5	5	13C9-PFNA	1800324-08 OF-RW60P-0218 0.11541	9.85e3	82.7	NO
6	6	13C4-PFOS	1800324-08 OF-RW60P-0218 0.11541	3.15e3	85.8	NO
7	7	13C6-PFDA	1800324-08 OF-RW60P-0218 0.11541	1.02e4	69.3	NO
8	8	13C7-PFUdA	1800324-08 OF-RW60P-0218 0.11541	9.76e3	57.9	NO

Name: 180228M1_117, Date: 01-Mar-2018, Time: 18:44:47, ID: 1800324-09 OF-FB60-0218 0.11817, Description: OF-FB60-0218

	#	Name	ID	Area	%Rec	Area Out
1	1	13C4-PFBA	1800324-09 OF-FB60-0218 0.11817	7.17e3	81.1	NO
2	2	13C5-PFHxA	1800324-09 OF-FB60-0218 0.11817	1.09e4	73.2	NO
3	3	13C3-PFHxS	1800324-09 OF-FB60-0218 0.11817	2.89e3	86.3	NO
4	4	13C8-PFOA	1800324-09 OF-FB60-0218 0.11817	8.42e3	65.6	NO
5	5	13C9-PFNA	1800324-09 OF-FB60-0218 0.11817	1.03e4	86.7	NO
6	6	13C4-PFOS	1800324-09 OF-FB60-0218 0.11817	2.90e3	79.0	NO
7	7	13C6-PFDA	1800324-09 OF-FB60-0218 0.11817	1.20e4	81.4	NO
8	8	13C7-PFUdA	1800324-09 OF-FB60-0218 0.11817	1.40e4	83.3	NO

Name: 180228M1_118, Date: 01-Mar-2018, Time: 18:56:13, ID: 1800324-10 OF-RW42C-0218 0.11358, Description: OF-RW42C-0218

	#	Name	ID	Area	%Rec	Area Out
1	1	13C4-PFBA	1800324-10 OF-RW42C-0218 0.11358	4.83e3	54.6	NO
2	2	13C5-PFHxA	1800324-10 OF-RW42C-0218 0.11358	6.48e3	43.6	YES
3	3	13C3-PFHxS	1800324-10 OF-RW42C-0218 0.11358	2.51e3	74.9	NO
4	4	13C8-PFOA	1800324-10 OF-RW42C-0218 0.11358	6.97e3	54.3	NO
5	5	13C9-PFNA	1800324-10 OF-RW42C-0218 0.11358	7.79e3	65.4	NO
6	6	13C4-PFOS	1800324-10 OF-RW42C-0218 0.11358	2.57e3	70.0	NO
7	7	13C6-PFDA	1800324-10 OF-RW42C-0218 0.11358	8.37e3	56.9	NO
8	8	13C7-PFUdA	1800324-10 OF-RW42C-0218 0.11358	1.15e4	68.0	NO

Dataset: Untitled

Last Altered: Friday, March 02, 2018 09:49:55 Pacific Standard Time
Printed: Friday, March 02, 2018 09:54:04 Pacific Standard Time

Name: 180228M1_119, Date: 01-Mar-2018, Time: 19:07:40, ID: B8B0068-BS1 OPR 0.25, Description: OPR

	#	Name	ID	Area	%Rec	Area Out
1	1	13C4-PFBA	B8B0068-BS1 OPR 0.25	7.80e3	88.2	NO
2	2	13C5-PFHxA	B8B0068-BS1 OPR 0.25	8.83e3	59.4	NO
3	3	13C3-PFHxS	B8B0068-BS1 OPR 0.25	2.31e3	69.0	NO
4	4	13C8-PFOA	B8B0068-BS1 OPR 0.25	7.52e3	58.6	NO
5	5	13C9-PFNA	B8B0068-BS1 OPR 0.25	9.15e3	76.8	NO
6	6	13C4-PFOS	B8B0068-BS1 OPR 0.25	2.21e3	60.2	NO
7	7	13C6-PFDA	B8B0068-BS1 OPR 0.25	8.63e3	58.8	NO
8	8	13C7-PFUdA	B8B0068-BS1 OPR 0.25	9.47e3	56.2	NO

Name: 180228M1_120, Date: 01-Mar-2018, Time: 19:19:07, ID: B8B0068-BLK1 Method Blank 0.25, Description: Method Blank

	#	Name	ID	Area	%Rec	Area Out
1	1	13C4-PFBA	B8B0068-BLK1 Method Blank 0.25	7.46e3	84.4	NO
2	2	13C5-PFHxA	B8B0068-BLK1 Method Blank 0.25	9.05e3	60.9	NO
3	3	13C3-PFHxS	B8B0068-BLK1 Method Blank 0.25	2.12e3	63.4	NO
4	4	13C8-PFOA	B8B0068-BLK1 Method Blank 0.25	8.02e3	62.5	NO
5	5	13C9-PFNA	B8B0068-BLK1 Method Blank 0.25	9.07e3	76.1	NO
6	6	13C4-PFOS	B8B0068-BLK1 Method Blank 0.25	2.31e3	62.9	NO
7	7	13C6-PFDA	B8B0068-BLK1 Method Blank 0.25	8.78e3	59.8	NO
8	8	13C7-PFUdA	B8B0068-BLK1 Method Blank 0.25	9.38e3	55.7	NO

Name: 180228M1_121, Date: 01-Mar-2018, Time: 19:30:37, ID: 1800272-01 MtBE_7256 0.26427, Description: MtBE_7256

	#	Name	ID	Area	%Rec	Area Out
1	1	13C4-PFBA	1800272-01 MtBE_7256 0.26427	7.43e3	84.1	NO
2	2	13C5-PFHxA	1800272-01 MtBE_7256 0.26427	8.42e3	56.6	NO
3	3	13C3-PFHxS	1800272-01 MtBE_7256 0.26427	2.39e3	71.3	NO
4	4	13C8-PFOA	1800272-01 MtBE_7256 0.26427	7.94e3	61.9	NO
5	5	13C9-PFNA	1800272-01 MtBE_7256 0.26427	7.47e3	62.7	NO
6	6	13C4-PFOS	1800272-01 MtBE_7256 0.26427	2.52e3	68.7	NO
7	7	13C6-PFDA	1800272-01 MtBE_7256 0.26427	8.11e3	55.2	NO
8	8	13C7-PFUdA	1800272-01 MtBE_7256 0.26427	9.57e3	56.8	NO

Name: 180228M1_122, Date: 01-Mar-2018, Time: 19:42:07, ID: 1800286-01 GW2125180205RAP 0.25961, Description: GW2125180205RAP

	#	Name	ID	Area	%Rec	Area Out
1	1	13C4-PFBA	1800286-01 GW2125180205RAP 0.259...	7.02e3	79.4	NO
2	2	13C5-PFHxA	1800286-01 GW2125180205RAP 0.259...	8.25e3	55.5	NO
3	3	13C3-PFHxS	1800286-01 GW2125180205RAP 0.259...	2.31e3	69.0	NO
4	4	13C8-PFOA	1800286-01 GW2125180205RAP 0.259...	7.25e3	56.5	NO
5	5	13C9-PFNA	1800286-01 GW2125180205RAP 0.259...	8.90e3	74.7	NO
6	6	13C4-PFOS	1800286-01 GW2125180205RAP 0.259...	2.27e3	61.7	NO
7	7	13C6-PFDA	1800286-01 GW2125180205RAP 0.259...	7.10e3	48.3	YES
8	8	13C7-PFUdA	1800286-01 GW2125180205RAP 0.259...	1.15e4	68.2	NO

Dataset: Untitled

Last Altered: Friday, March 02, 2018 09:49:55 Pacific Standard Time
Printed: Friday, March 02, 2018 09:54:04 Pacific Standard Time

Name: 180228M1_123, Date: 01-Mar-2018, Time: 19:53:34, ID: 1800286-02 GW3135180206RAP 0.25631, Description: GW3135180206RAP

	# Name	ID	Area	%Rec	Area Out
1	1 13C4-PFBA	1800286-02 GW3135180206RAP 0.256...	6.14e3	69.5	NO
2	2 13C5-PFHxA	1800286-02 GW3135180206RAP 0.256...	7.52e3	50.6	NO
3	3 13C3-PFHxS	1800286-02 GW3135180206RAP 0.256...	2.29e3	68.3	NO
4	4 13C8-PFOA	1800286-02 GW3135180206RAP 0.256...	6.61e3	51.5	NO
5	5 13C9-PFNA	1800286-02 GW3135180206RAP 0.256...	7.46e3	62.6	NO
6	6 13C4-PFOS	1800286-02 GW3135180206RAP 0.256...	2.43e3	66.1	NO
7	7 13C6-PFDA	1800286-02 GW3135180206RAP 0.256...	7.63e3	52.0	NO
8	8 13C7-PFUdA	1800286-02 GW3135180206RAP 0.256...	9.45e3	56.1	NO

Name: 180228M1_124, Date: 01-Mar-2018, Time: 20:05:04, ID: 1800286-03 GW4044180206RAP 0.25699, Description: GW4044180206RAP

	# Name	ID	Area	%Rec	Area Out
1	1 13C4-PFBA	1800286-03 GW4044180206RAP 0.256...	6.75e3	76.3	NO
2	2 13C5-PFHxA	1800286-03 GW4044180206RAP 0.256...	8.73e3	58.7	NO
3	3 13C3-PFHxS	1800286-03 GW4044180206RAP 0.256...	2.05e3	61.3	NO
4	4 13C8-PFOA	1800286-03 GW4044180206RAP 0.256...	7.55e3	58.8	NO
5	5 13C9-PFNA	1800286-03 GW4044180206RAP 0.256...	7.17e3	60.2	NO
6	6 13C4-PFOS	1800286-03 GW4044180206RAP 0.256...	2.25e3	61.4	NO
7	7 13C6-PFDA	1800286-03 GW4044180206RAP 0.256...	7.71e3	52.5	NO
8	8 13C7-PFUdA	1800286-03 GW4044180206RAP 0.256...	1.08e4	63.9	NO

Name: 180228M1_125, Date: 01-Mar-2018, Time: 20:16:31, ID: 1800286-04 GW5054180206RAP 0.26906, Description: GW5054180206RAP

	# Name	ID	Area	%Rec	Area Out
1	1 13C4-PFBA	1800286-04 GW5054180206RAP 0.269...	6.37e3	72.1	NO
2	2 13C5-PFHxA	1800286-04 GW5054180206RAP 0.269...	8.05e3	54.2	NO
3	3 13C3-PFHxS	1800286-04 GW5054180206RAP 0.269...	2.08e3	62.2	NO
4	4 13C8-PFOA	1800286-04 GW5054180206RAP 0.269...	7.52e3	58.6	NO
5	5 13C9-PFNA	1800286-04 GW5054180206RAP 0.269...	7.20e3	60.4	NO
6	6 13C4-PFOS	1800286-04 GW5054180206RAP 0.269...	1.97e3	53.5	NO
7	7 13C6-PFDA	1800286-04 GW5054180206RAP 0.269...	9.28e3	63.2	NO
8	8 13C7-PFUdA	1800286-04 GW5054180206RAP 0.269...	1.00e4	59.5	NO

Name: 180228M1_126, Date: 01-Mar-2018, Time: 20:28:00, ID: 1800286-05 GW5963180207RAP 0.26219, Description: GW5963180207RAP

	# Name	ID	Area	%Rec	Area Out
1	1 13C4-PFBA	1800286-05 GW5963180207RAP 0.262...	7.09e3	80.2	NO
2	2 13C5-PFHxA	1800286-05 GW5963180207RAP 0.262...	7.43e3	50.0	NO
3	3 13C3-PFHxS	1800286-05 GW5963180207RAP 0.262...	2.33e3	69.6	NO
4	4 13C8-PFOA	1800286-05 GW5963180207RAP 0.262...	8.02e3	62.5	NO
5	5 13C9-PFNA	1800286-05 GW5963180207RAP 0.262...	7.93e3	66.6	NO
6	6 13C4-PFOS	1800286-05 GW5963180207RAP 0.262...	2.05e3	55.8	NO
7	7 13C6-PFDA	1800286-05 GW5963180207RAP 0.262...	8.39e3	57.1	NO
8	8 13C7-PFUdA	1800286-05 GW5963180207RAP 0.262...	9.99e3	59.3	NO

Dataset: Untitled

Last Altered: Friday, March 02, 2018 09:49:55 Pacific Standard Time
Printed: Friday, March 02, 2018 09:54:04 Pacific Standard Time

Name: 180228M1_127, Date: 01-Mar-2018, Time: 20:39:27, ID: IPA, Description: IPA

	#	Name	ID	Area	%Rec	Area Out
1	1	13C4-PFBA	IPA			NO
2	2	13C5-PFHxA	IPA			NO
3	3	13C3-PFHxS	IPA			NO
4	4	13C8-PFOA	IPA			NO
5	5	13C9-PFNA	IPA			NO
6	6	13C4-PFOS	IPA			NO
7	7	13C6-PFDA	IPA			NO
8	8	13C7-PFUdA	IPA			NO

Name: 180228M1_128, Date: 01-Mar-2018, Time: 20:50:57, ID: ST180228M1-16 PFC CS0 18B2314, Description: PFC CS0 18B2314

	#	Name	ID	Area	%Rec	Area Out
1	1	13C4-PFBA	ST180228M1-16 PFC CS0 18B2314	1.01e4	114.0	NO
2	2	13C5-PFHxA	ST180228M1-16 PFC CS0 18B2314	1.49e4	100.1	NO
3	3	13C3-PFHxS	ST180228M1-16 PFC CS0 18B2314	3.63e3	108.4	NO
4	4	13C8-PFOA	ST180228M1-16 PFC CS0 18B2314	1.20e4	93.7	NO
5	5	13C9-PFNA	ST180228M1-16 PFC CS0 18B2314	1.34e4	112.5	NO
6	6	13C4-PFOS	ST180228M1-16 PFC CS0 18B2314	3.64e3	99.0	NO
7	7	13C6-PFDA	ST180228M1-16 PFC CS0 18B2314	1.62e4	110.1	NO
8	8	13C7-PFUdA	ST180228M1-16 PFC CS0 18B2314	1.64e4	97.5	NO

Name: 180228M1_129, Date: 01-Mar-2018, Time: 21:02:24, ID: IPA, Description: IPA

	#	Name	ID	Area	%Rec	Area Out
1	1	13C4-PFBA	IPA			NO
2	2	13C5-PFHxA	IPA			NO
3	3	13C3-PFHxS	IPA			NO
4	4	13C8-PFOA	IPA			NO
5	5	13C9-PFNA	IPA			NO
6	6	13C4-PFOS	IPA			NO
7	7	13C6-PFDA	IPA	5.75e0	0.0	YES
8	8	13C7-PFUdA	IPA			NO

Name: 180228M1_130, Date: 01-Mar-2018, Time: 21:13:51, ID: 1800286-06 GW2024180207RAP 0.25995, Description: GW2024180207RAP

	#	Name	ID	Area	%Rec	Area Out
1	1	13C4-PFBA	1800286-06 GW2024180207RAP 0.259...	6.71e3	75.9	NO
2	2	13C5-PFHxA	1800286-06 GW2024180207RAP 0.259...	7.59e3	51.1	NO
3	3	13C3-PFHxS	1800286-06 GW2024180207RAP 0.259...	1.95e3	58.3	NO
4	4	13C8-PFOA	1800286-06 GW2024180207RAP 0.259...	6.58e3	51.3	NO
5	5	13C9-PFNA	1800286-06 GW2024180207RAP 0.259...	7.79e3	65.4	NO
6	6	13C4-PFOS	1800286-06 GW2024180207RAP 0.259...	2.37e3	64.5	NO
7	7	13C6-PFDA	1800286-06 GW2024180207RAP 0.259...	7.95e3	54.1	NO
8	8	13C7-PFUdA	1800286-06 GW2024180207RAP 0.259...	9.75e3	57.9	NO

Dataset: Untitled

Last Altered: Friday, March 02, 2018 09:49:55 Pacific Standard Time
Printed: Friday, March 02, 2018 09:54:04 Pacific Standard Time

Name: 180228M1_131, Date: 01-Mar-2018, Time: 21:25:17, ID: 1800286-07 GW3034180207RAP 0.25817, Description: GW3034180207RAP

	#	Name	ID	Area	%Rec	Area Out
1	1	13C4-PFBA	1800286-07 GW3034180207RAP 0.258...	6.25e3	70.7	NO
2	2	13C5-PFHxA	1800286-07 GW3034180207RAP 0.258...	6.82e3	45.9	YES
3	3	13C3-PFHxS	1800286-07 GW3034180207RAP 0.258...	2.08e3	62.3	NO
4	4	13C8-PFOA	1800286-07 GW3034180207RAP 0.258...	6.65e3	51.8	NO
5	5	13C9-PFNA	1800286-07 GW3034180207RAP 0.258...	6.92e3	58.1	NO
6	6	13C4-PFOS	1800286-07 GW3034180207RAP 0.258...	2.24e3	60.9	NO
7	7	13C6-PFDA	1800286-07 GW3034180207RAP 0.258...	8.20e3	55.8	NO
8	8	13C7-PFUdA	1800286-07 GW3034180207RAP 0.258...	8.74e3	51.9	NO

Name: 180228M1_132, Date: 01-Mar-2018, Time: 21:36:44, ID: 1800286-08 GW4145180207RAP 0.26371, Description: GW4145180207RAP

	#	Name	ID	Area	%Rec	Area Out
1	1	13C4-PFBA	1800286-08 GW4145180207RAP 0.263...	6.59e3	74.5	NO
2	2	13C5-PFHxA	1800286-08 GW4145180207RAP 0.263...	7.13e3	48.0	YES
3	3	13C3-PFHxS	1800286-08 GW4145180207RAP 0.263...	2.24e3	66.8	NO
4	4	13C8-PFOA	1800286-08 GW4145180207RAP 0.263...	6.48e3	50.5	NO
5	5	13C9-PFNA	1800286-08 GW4145180207RAP 0.263...	8.31e3	69.7	NO
6	6	13C4-PFOS	1800286-08 GW4145180207RAP 0.263...	1.93e3	52.6	NO
7	7	13C6-PFDA	1800286-08 GW4145180207RAP 0.263...	7.96e3	54.2	NO
8	8	13C7-PFUdA	1800286-08 GW4145180207RAP 0.263...	1.08e4	64.1	NO

Name: 180228M1_133, Date: 01-Mar-2018, Time: 21:48:14, ID: 1800286-09 GW5054180208RAP 0.26011, Description: GW5054180208RAP

	#	Name	ID	Area	%Rec	Area Out
1	1	13C4-PFBA	1800286-09 GW5054180208RAP 0.260...	6.50e3	73.6	NO
2	2	13C5-PFHxA	1800286-09 GW5054180208RAP 0.260...	8.03e3	54.0	NO
3	3	13C3-PFHxS	1800286-09 GW5054180208RAP 0.260...	2.17e3	64.9	NO
4	4	13C8-PFOA	1800286-09 GW5054180208RAP 0.260...	6.51e3	50.8	NO
5	5	13C9-PFNA	1800286-09 GW5054180208RAP 0.260...	6.74e3	56.5	NO
6	6	13C4-PFOS	1800286-09 GW5054180208RAP 0.260...	2.28e3	61.9	NO
7	7	13C6-PFDA	1800286-09 GW5054180208RAP 0.260...	8.58e3	58.4	NO
8	8	13C7-PFUdA	1800286-09 GW5054180208RAP 0.260...	1.01e4	59.9	NO

Name: 180228M1_134, Date: 01-Mar-2018, Time: 21:59:41, ID: 1800293-01 HS DW WELL 1-TAP 0.26085, Description: HS DW WELL 1-TAP

	#	Name	ID	Area	%Rec	Area Out
1	1	13C4-PFBA	1800293-01 HS DW WELL 1-TAP 0.260...	6.85e3	77.5	NO
2	2	13C5-PFHxA	1800293-01 HS DW WELL 1-TAP 0.260...	7.67e3	51.6	NO
3	3	13C3-PFHxS	1800293-01 HS DW WELL 1-TAP 0.260...	2.12e3	63.3	NO
4	4	13C8-PFOA	1800293-01 HS DW WELL 1-TAP 0.260...	7.04e3	54.9	NO
5	5	13C9-PFNA	1800293-01 HS DW WELL 1-TAP 0.260...	8.34e3	70.0	NO
6	6	13C4-PFOS	1800293-01 HS DW WELL 1-TAP 0.260...	2.17e3	59.0	NO
7	7	13C6-PFDA	1800293-01 HS DW WELL 1-TAP 0.260...	8.05e3	54.8	NO
8	8	13C7-PFUdA	1800293-01 HS DW WELL 1-TAP 0.260...	1.02e4	60.4	NO

Dataset: Untitled

Last Altered: Friday, March 02, 2018 09:49:55 Pacific Standard Time
Printed: Friday, March 02, 2018 09:54:04 Pacific Standard Time

Name: 180228M1_135, Date: 01-Mar-2018, Time: 22:11:08, ID: 1800293-02 FB1802071025AB 0.26261, Description: FB1802071025AB

	# Name	ID	Area	%Rec	Area Out
1	1 13C4-PFBA	1800293-02 FB1802071025AB 0.26261	6.57e3	74.4	NO
2	2 13C5-PFHxA	1800293-02 FB1802071025AB 0.26261	7.86e3	52.9	NO
3	3 13C3-PFHxS	1800293-02 FB1802071025AB 0.26261	2.14e3	63.9	NO
4	4 13C8-PFOA	1800293-02 FB1802071025AB 0.26261	7.30e3	56.9	NO
5	5 13C9-PFNA	1800293-02 FB1802071025AB 0.26261	1.01e4	84.9	NO
6	6 13C4-PFOS	1800293-02 FB1802071025AB 0.26261	2.20e3	59.8	NO
7	7 13C6-PFDA	1800293-02 FB1802071025AB 0.26261	7.68e3	52.2	NO
8	8 13C7-PFUdA	1800293-02 FB1802071025AB 0.26261	9.66e3	57.3	NO

Name: 180228M1_136, Date: 01-Mar-2018, Time: 22:22:37, ID: 1800293-03 HS DW WELL 2-TAP 0.25552, Description: HS DW WELL 2-TAP

	# Name	ID	Area	%Rec	Area Out
1	1 13C4-PFBA	1800293-03 HS DW WELL 2-TAP 0.255...	6.02e3	68.1	NO
2	2 13C5-PFHxA	1800293-03 HS DW WELL 2-TAP 0.255...	7.07e3	47.6	YES
3	3 13C3-PFHxS	1800293-03 HS DW WELL 2-TAP 0.255...	2.09e3	62.5	NO
4	4 13C8-PFOA	1800293-03 HS DW WELL 2-TAP 0.255...	6.85e3	53.4	NO
5	5 13C9-PFNA	1800293-03 HS DW WELL 2-TAP 0.255...	7.57e3	63.5	NO
6	6 13C4-PFOS	1800293-03 HS DW WELL 2-TAP 0.255...	2.23e3	60.6	NO
7	7 13C6-PFDA	1800293-03 HS DW WELL 2-TAP 0.255...	7.05e3	48.0	YES
8	8 13C7-PFUdA	1800293-03 HS DW WELL 2-TAP 0.255...	9.51e3	56.5	NO

Name: 180228M1_137, Date: 01-Mar-2018, Time: 22:34:07, ID: 1800293-04 HS DW WELL 1&2-TAP 0.26089, Description: HS DW WELL 1&2-TAP

	# Name	ID	Area	%Rec	Area Out
1	1 13C4-PFBA	1800293-04 HS DW WELL 12-TAP 0.26...	6.92e3	78.3	NO
2	2 13C5-PFHxA	1800293-04 HS DW WELL 12-TAP 0.26...	7.78e3	52.3	NO
3	3 13C3-PFHxS	1800293-04 HS DW WELL 12-TAP 0.26...	2.22e3	66.3	NO
4	4 13C8-PFOA	1800293-04 HS DW WELL 12-TAP 0.26...	6.94e3	54.1	NO
5	5 13C9-PFNA	1800293-04 HS DW WELL 12-TAP 0.26...	8.38e3	70.3	NO
6	6 13C4-PFOS	1800293-04 HS DW WELL 12-TAP 0.26...	2.29e3	62.4	NO
7	7 13C6-PFDA	1800293-04 HS DW WELL 12-TAP 0.26...	8.95e3	60.9	NO
8	8 13C7-PFUdA	1800293-04 HS DW WELL 12-TAP 0.26...	9.71e3	57.7	NO

Name: 180228M1_138, Date: 01-Mar-2018, Time: 22:45:36, ID: 1800293-05 HS DW WELL 1&2-TAP-DUP 0.25274, Description: HS DW WELL 1&2-TAP-DUP

	# Name	ID	Area	%Rec	Area Out
1	1 13C4-PFBA	1800293-05 HS DW WELL 12-TAP-DU...	7.55e3	85.5	NO
2	2 13C5-PFHxA	1800293-05 HS DW WELL 12-TAP-DU...	8.38e3	56.4	NO
3	3 13C3-PFHxS	1800293-05 HS DW WELL 12-TAP-DU...	2.27e3	67.8	NO
4	4 13C8-PFOA	1800293-05 HS DW WELL 12-TAP-DU...	7.55e3	58.9	NO
5	5 13C9-PFNA	1800293-05 HS DW WELL 12-TAP-DU...	8.08e3	67.9	NO
6	6 13C4-PFOS	1800293-05 HS DW WELL 12-TAP-DU...	2.44e3	66.4	NO
7	7 13C6-PFDA	1800293-05 HS DW WELL 12-TAP-DU...	7.10e3	48.4	YES
8	8 13C7-PFUdA	1800293-05 HS DW WELL 12-TAP-DU...	9.05e3	53.7	NO

Dataset: Untitled

Last Altered: Friday, March 02, 2018 09:49:55 Pacific Standard Time
Printed: Friday, March 02, 2018 09:54:04 Pacific Standard Time

Name: 180228M1_139, Date: 01-Mar-2018, Time: 22:57:03, ID: 1800293-06 HS BUS Garage Well-TAP 0.25645, Description: HS BUS Garage Well-TAP

	# Name	ID	Area	%Rec	Area Out
1	1 13C4-PFBA	1800293-06 HS BUS Garage Well-TAP ...	7.89e3	89.3	NO
2	2 13C5-PFHxA	1800293-06 HS BUS Garage Well-TAP ...	8.04e3	54.1	NO
3	3 13C3-PFHxS	1800293-06 HS BUS Garage Well-TAP ...	2.27e3	67.8	NO
4	4 13C8-PFOA	1800293-06 HS BUS Garage Well-TAP ...	7.98e3	62.2	NO
5	5 13C9-PFNA	1800293-06 HS BUS Garage Well-TAP ...	8.21e3	68.9	NO
6	6 13C4-PFOS	1800293-06 HS BUS Garage Well-TAP ...	2.59e3	70.4	NO
7	7 13C6-PFDA	1800293-06 HS BUS Garage Well-TAP ...	7.08e3	48.2	YES
8	8 13C7-PFUdA	1800293-06 HS BUS Garage Well-TAP ...	9.72e3	57.7	NO

Name: 180228M1_140, Date: 01-Mar-2018, Time: 23:08:32, ID: 1800293-07 HS Maint. Barn Well-TAP 0.25599, Description: HS Maint. Barn Well-TAP

	# Name	ID	Area	%Rec	Area Out
1	1 13C4-PFBA	1800293-07 HS Maint. Barn Well-TAP 0....	7.08e3	80.1	NO
2	2 13C5-PFHxA	1800293-07 HS Maint. Barn Well-TAP 0....	7.38e3	49.7	YES
3	3 13C3-PFHxS	1800293-07 HS Maint. Barn Well-TAP 0....	2.12e3	63.3	NO
4	4 13C8-PFOA	1800293-07 HS Maint. Barn Well-TAP 0....	7.86e3	61.2	NO
5	5 13C9-PFNA	1800293-07 HS Maint. Barn Well-TAP 0....	7.57e3	63.5	NO
6	6 13C4-PFOS	1800293-07 HS Maint. Barn Well-TAP 0....	2.03e3	55.4	NO
7	7 13C6-PFDA	1800293-07 HS Maint. Barn Well-TAP 0....	8.24e3	56.1	NO
8	8 13C7-PFUdA	1800293-07 HS Maint. Barn Well-TAP 0....	9.95e3	59.1	NO

Name: 180228M1_141, Date: 01-Mar-2018, Time: 23:20:02, ID: IPA, Description: IPA

	# Name	ID	Area	%Rec	Area Out
1	1 13C4-PFBA	IPA			NO
2	2 13C5-PFHxA	IPA			NO
3	3 13C3-PFHxS	IPA			NO
4	4 13C8-PFOA	IPA			NO
5	5 13C9-PFNA	IPA			NO
6	6 13C4-PFOS	IPA			NO
7	7 13C6-PFDA	IPA			NO
8	8 13C7-PFUdA	IPA	8.40e0	0.0	YES

Name: 180228M1_142, Date: 01-Mar-2018, Time: 23:31:32, ID: ST180228M1-17 PFC CS3 18B2317, Description: PFC CS3 18B2317

	# Name	ID	Area	%Rec	Area Out
1	1 13C4-PFBA	ST180228M1-17 PFC CS3 18B2317	1.15e4	129.6	NO
2	2 13C5-PFHxA	ST180228M1-17 PFC CS3 18B2317	1.53e4	102.7	NO
3	3 13C3-PFHxS	ST180228M1-17 PFC CS3 18B2317	3.80e3	113.5	NO
4	4 13C8-PFOA	ST180228M1-17 PFC CS3 18B2317	1.40e4	108.9	NO
5	5 13C9-PFNA	ST180228M1-17 PFC CS3 18B2317	1.56e4	131.2	NO
6	6 13C4-PFOS	ST180228M1-17 PFC CS3 18B2317	3.66e3	99.5	NO
7	7 13C6-PFDA	ST180228M1-17 PFC CS3 18B2317	1.77e4	120.2	NO
8	8 13C7-PFUdA	ST180228M1-17 PFC CS3 18B2317	1.94e4	114.9	NO

Dataset: Untitled

Last Altered: Friday, March 02, 2018 09:49:55 Pacific Standard Time
Printed: Friday, March 02, 2018 09:54:04 Pacific Standard Time

Name: 180228M1_143, Date: 01-Mar-2018, Time: 23:43:01, ID: IPA, Description: IPA

	#	Name	ID	Area	%Rec	Area Out
1	1	13C4-PFBA	IPA			NO
2	2	13C5-PFHxA	IPA			NO
3	3	13C3-PFHxS	IPA			NO
4	4	13C8-PFOA	IPA	5.81e0	0.0	YES
5	5	13C9-PFNA	IPA			NO
6	6	13C4-PFOS	IPA			NO
7	7	13C6-PFDA	IPA			NO
8	8	13C7-PFUdA	IPA			NO

Name: 180228M1_144, Date: 01-Mar-2018, Time: 23:54:27, ID: 1800293-08 Elementary School Well-TAP 0.26141, Description: Elementary School Well-TAP

	#	Name	ID	Area	%Rec	Area Out
1	1	13C4-PFBA	1800293-08 Elementary School Well-TA...	7.07e3	79.9	NO
2	2	13C5-PFHxA	1800293-08 Elementary School Well-TA...	8.28e3	55.7	NO
3	3	13C3-PFHxS	1800293-08 Elementary School Well-TA...	2.09e3	62.3	NO
4	4	13C8-PFOA	1800293-08 Elementary School Well-TA...	7.77e3	60.6	NO
5	5	13C9-PFNA	1800293-08 Elementary School Well-TA...	8.77e3	73.6	NO
6	6	13C4-PFOS	1800293-08 Elementary School Well-TA...	2.31e3	62.8	NO
7	7	13C6-PFDA	1800293-08 Elementary School Well-TA...	9.55e3	65.0	NO
8	8	13C7-PFUdA	1800293-08 Elementary School Well-TA...	9.89e3	58.7	NO

Name: 180228M1_145, Date: 02-Mar-2018, Time: 00:05:57, ID: IPA, Description: IPA

	#	Name	ID	Area	%Rec	Area Out
1	1	13C4-PFBA	IPA			NO
2	2	13C5-PFHxA	IPA			NO
3	3	13C3-PFHxS	IPA			NO
4	4	13C8-PFOA	IPA			NO
5	5	13C9-PFNA	IPA			NO
6	6	13C4-PFOS	IPA			NO
7	7	13C6-PFDA	IPA			NO
8	8	13C7-PFUdA	IPA			NO

Name: 180228M1_146, Date: 02-Mar-2018, Time: 00:17:27, ID: ST180228M1-18 PFC CS3 18B2317, Description: PFC CS3 18B2317

	#	Name	ID	Area	%Rec	Area Out
1	1	13C4-PFBA	ST180228M1-18 PFC CS3 18B2317	1.21e4	137.0	NO
2	2	13C5-PFHxA	ST180228M1-18 PFC CS3 18B2317	1.76e4	118.1	NO
3	3	13C3-PFHxS	ST180228M1-18 PFC CS3 18B2317	3.72e3	111.0	NO
4	4	13C8-PFOA	ST180228M1-18 PFC CS3 18B2317	1.47e4	114.5	NO
5	5	13C9-PFNA	ST180228M1-18 PFC CS3 18B2317	1.38e4	115.5	NO
6	6	13C4-PFOS	ST180228M1-18 PFC CS3 18B2317	4.23e3	115.0	NO
7	7	13C6-PFDA	ST180228M1-18 PFC CS3 18B2317	1.67e4	113.4	NO
8	8	13C7-PFUdA	ST180228M1-18 PFC CS3 18B2317	1.75e4	104.0	NO

Vista Analytical Laboratory

Dataset: Untitled

Last Altered: Thursday, March 01, 2018 14:33:03 Pacific Standard Time
Printed: Thursday, March 01, 2018 14:33:08 Pacific Standard Time

Method: F:\Projects\PFAS.PRO\MethDB\PFAS_FULL_80C_022718.mdb 28 Feb 2018 13:19:45
Calibration: F:\Projects\PFAS.PRO\CurveDB\C18_VAL-PFAS_Q4_02-28-18-FULL.cdb 01 Mar 2018 12:54:21

Name: 180228M1_12, Date: 28-Feb-2018, Time: 22:39:39, ID: IPA, Description: IPA

PFBA

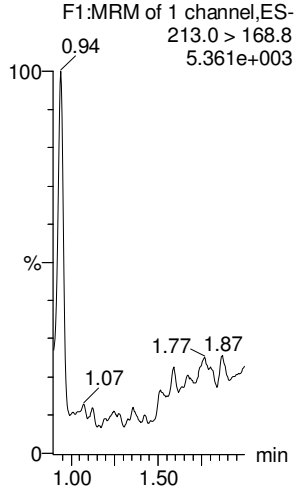

PFPeA

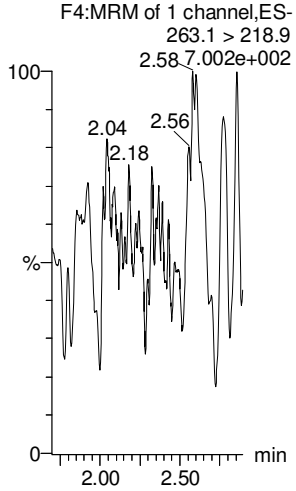

PFBS

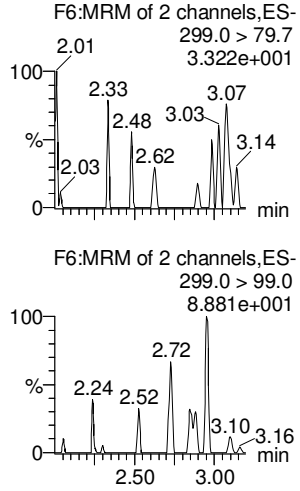

4:2 FTS

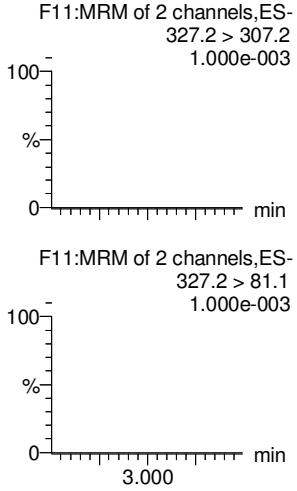

PFHxA

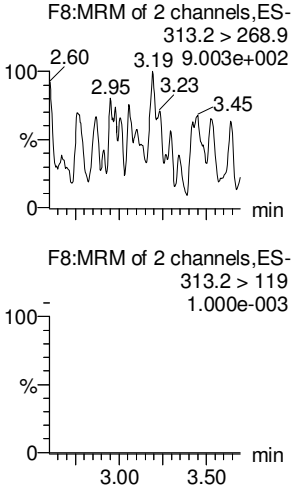

PFPeS

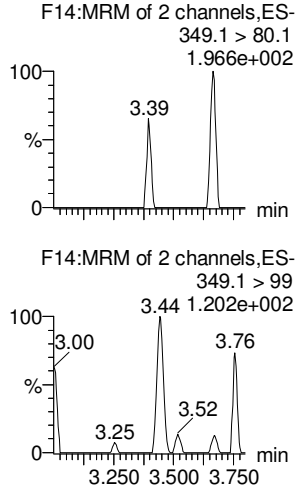

13C3-PFBA

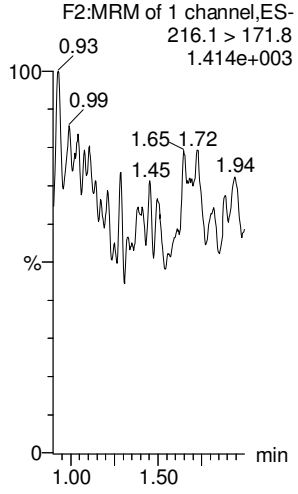

13C3-PFPeA

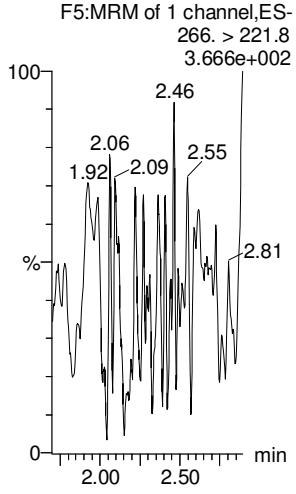

13C3-PFBS

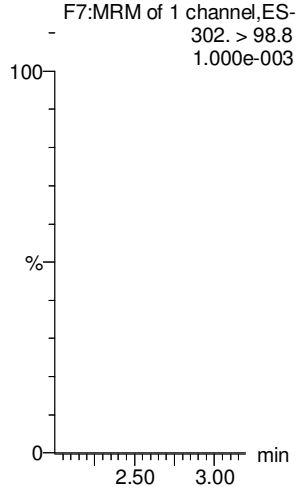

13C3-PFBS

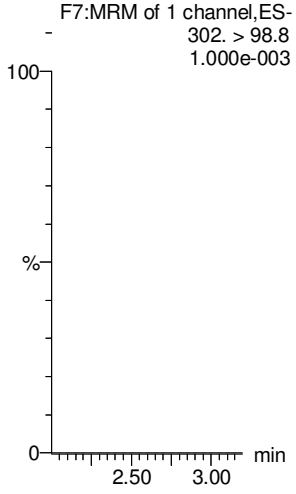

13C2-PFHxA

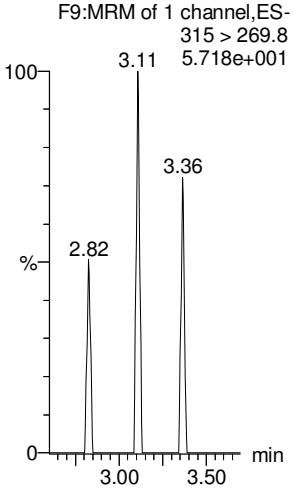

13C3-PFBS

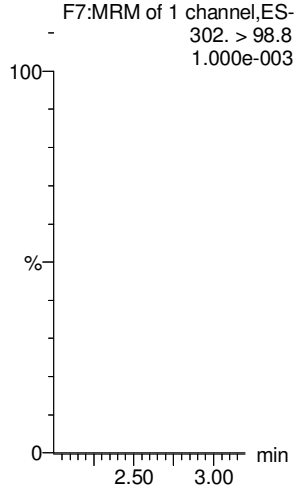

GM 3/1/2018

Vista Analytical Laboratory

Dataset: Untitled

Last Altered: Thursday, March 01, 2018 14:33:03 Pacific Standard Time
Printed: Thursday, March 01, 2018 14:33:08 Pacific Standard Time

Name: 180228M1_12, Date: 28-Feb-2018, Time: 22:39:39, ID: IPA, Description: IPA

6:2 FTS

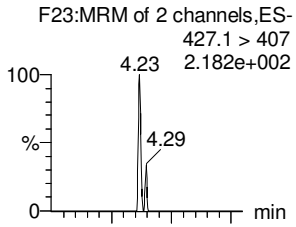

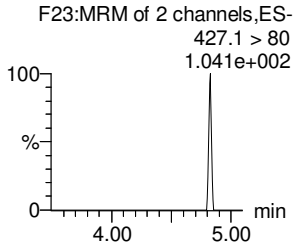

PFHpA

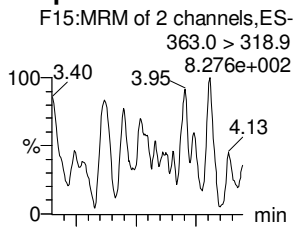

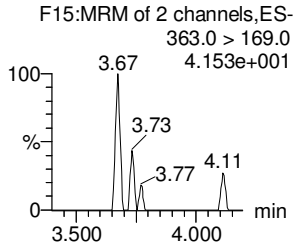

L-PFHxS

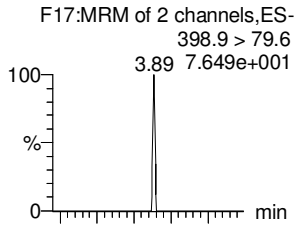

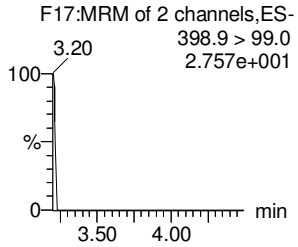

L-PFOA

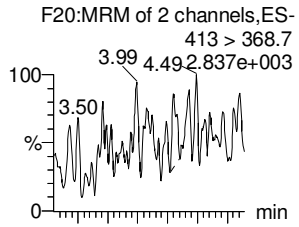

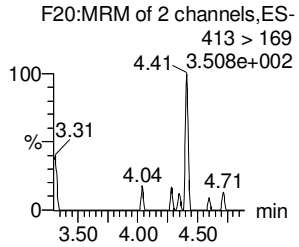

PFHpS

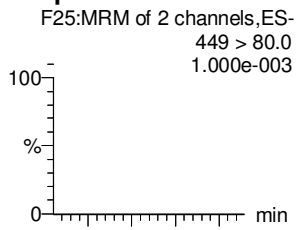

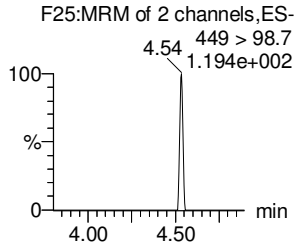

PFNA

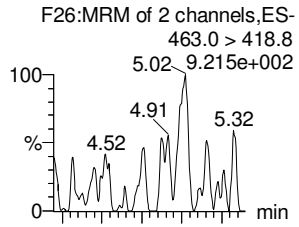

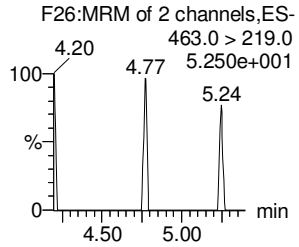

18O2-PFHxS

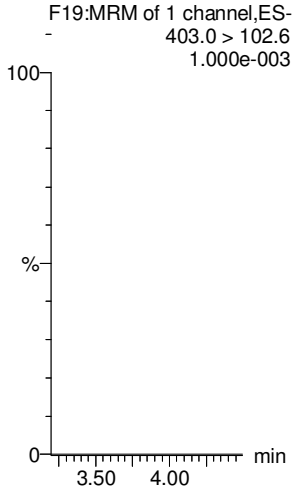

13C4-PFHpA

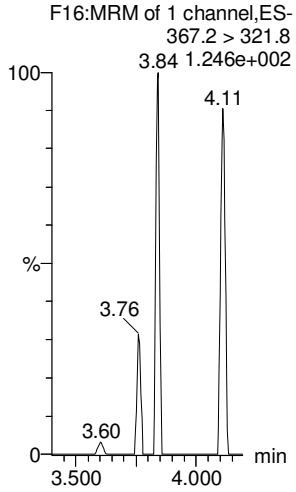

13C2-PFOA

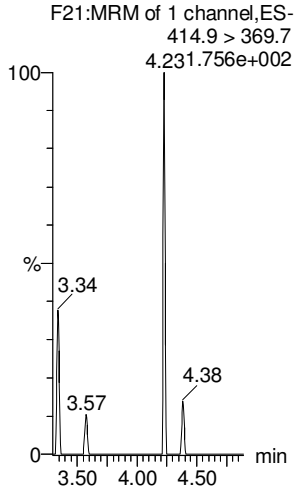

13C2-PFOA

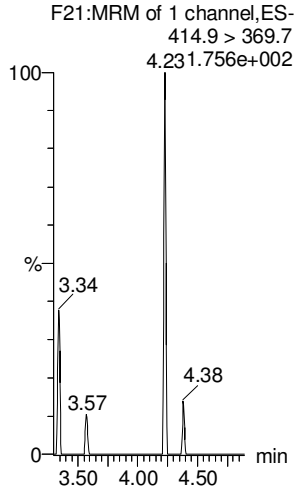

13C2-PFOA

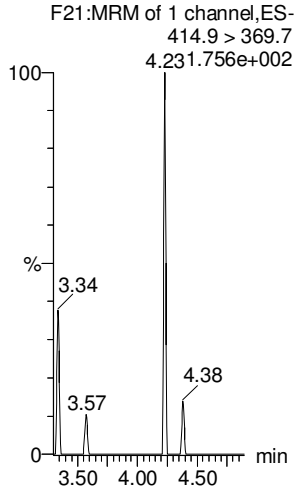

13C5-PFNA

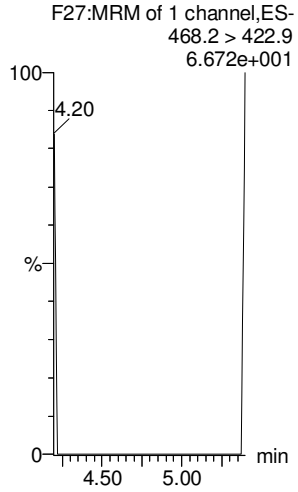

GM 3/1/2018

Dataset: Untitled

Last Altered: Thursday, March 01, 2018 14:33:03 Pacific Standard Time
Printed: Thursday, March 01, 2018 14:33:08 Pacific Standard Time

Name: 180228M1_12, Date: 28-Feb-2018, Time: 22:39:39, ID: IPA, Description: IPA

PFOSA

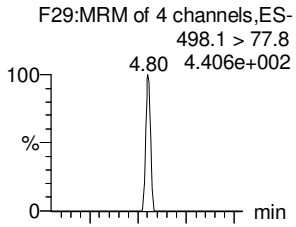

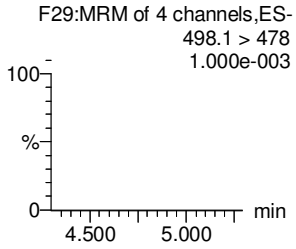

L-PFOS

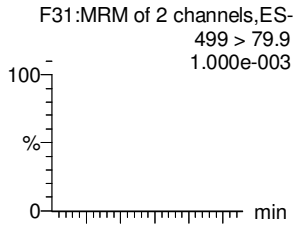

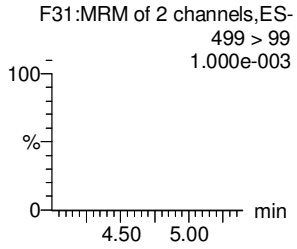

PFDA

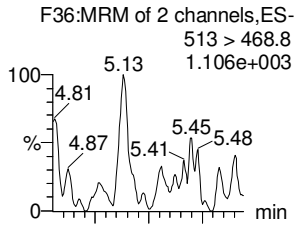

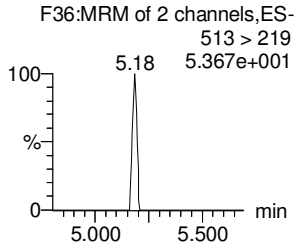

8:2 FTS

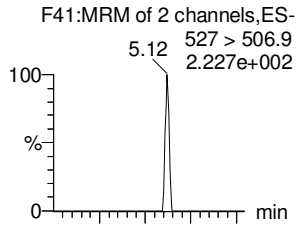

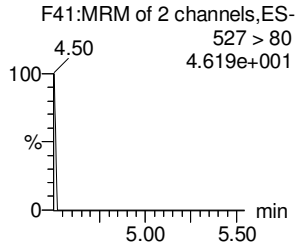

PFNS

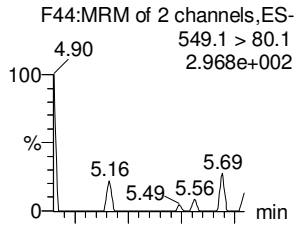

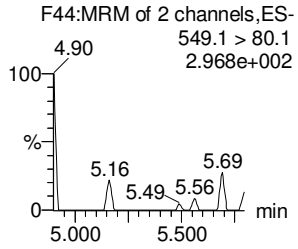

N-MeFOSAA

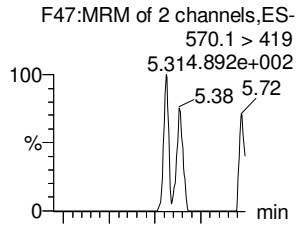

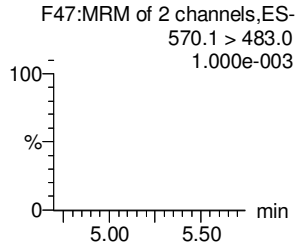

13C8-PFOSA

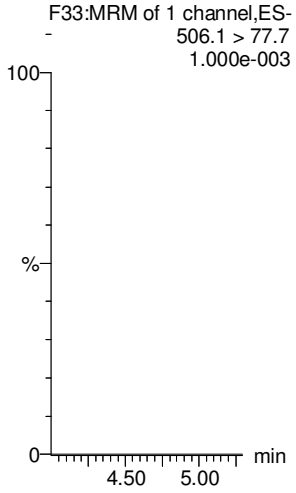

13C8-PFOS

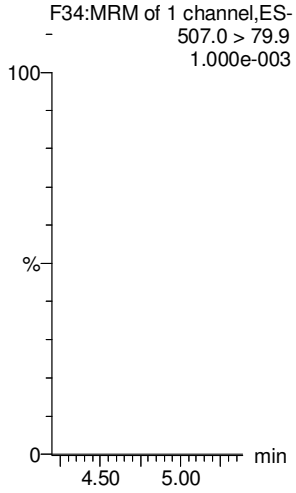

13C2-PFDA

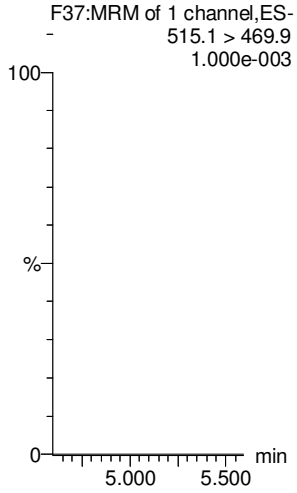

13C2-PFOA

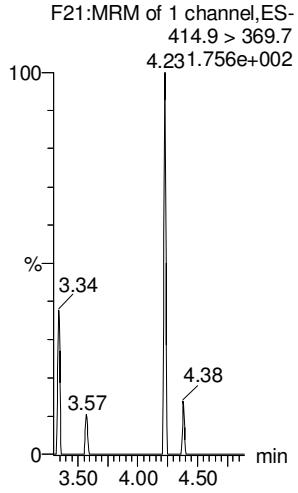

13C2-PFOA

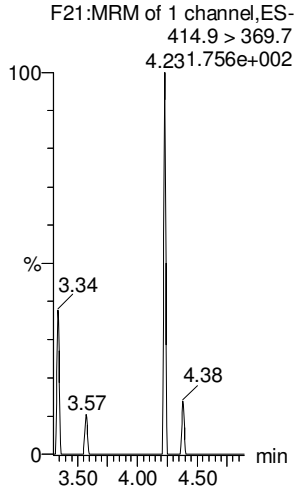

d3-N-MeFOSAA

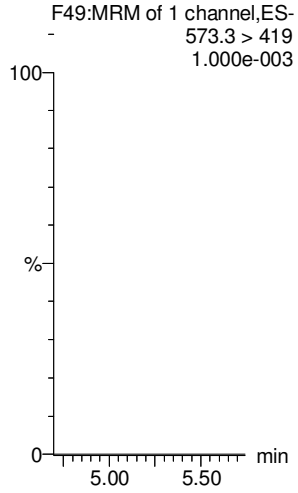

GM 3/1/2018

Vista Analytical Laboratory

Dataset: Untitled

Last Altered: Thursday, March 01, 2018 14:33:03 Pacific Standard Time
Printed: Thursday, March 01, 2018 14:33:08 Pacific Standard Time

Name: 180228M1_12, Date: 28-Feb-2018, Time: 22:39:39, ID: IPA, Description: IPA

N-EtFOSAA

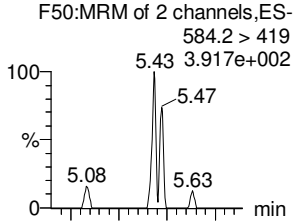

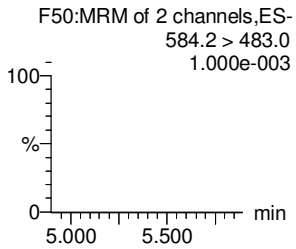

PFDoA

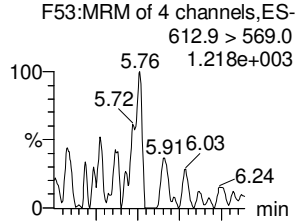

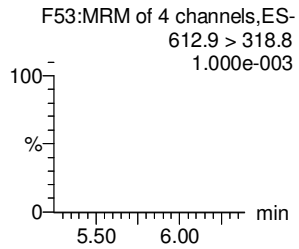

PFDS

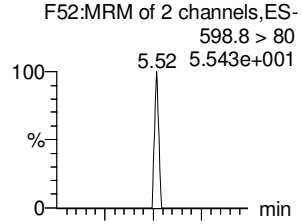

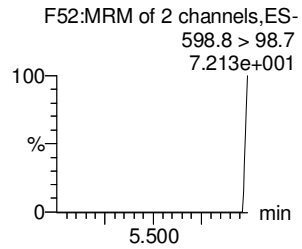

PFUdA

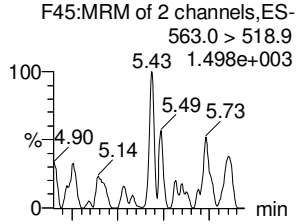

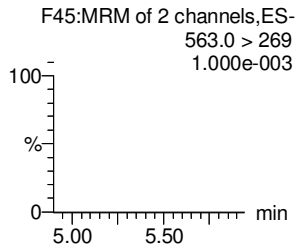

N-MeFOSA

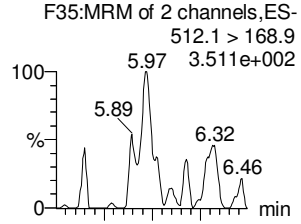

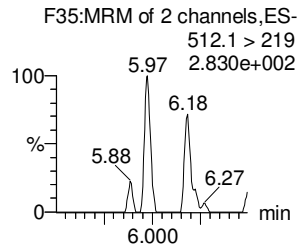

PFTrDA

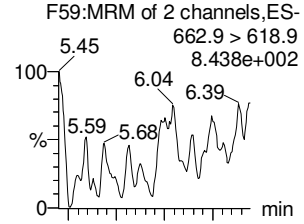

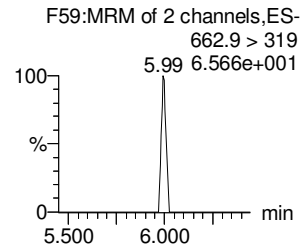

d5-N-EtFOSAA

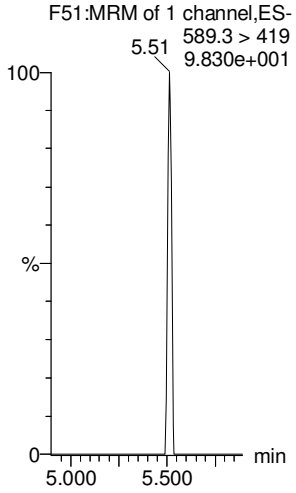

13C2-PFDoA

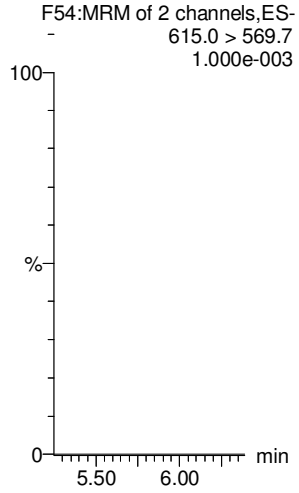

13C2-PFUdA

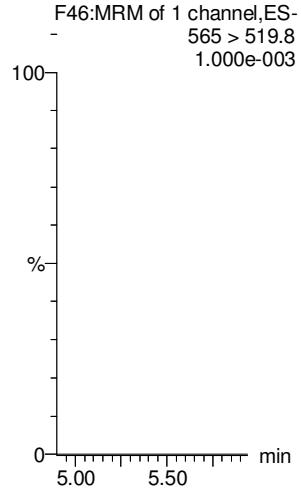

13C2-PFUdA

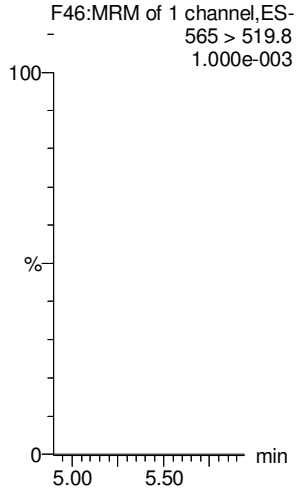

d3-N-MeFOSA

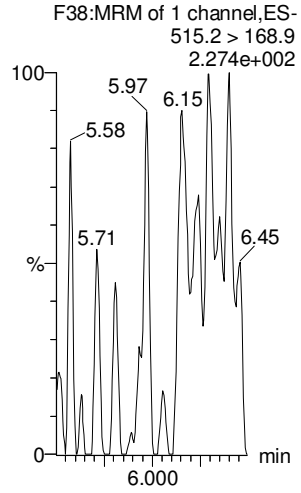

13C2-PFDoA

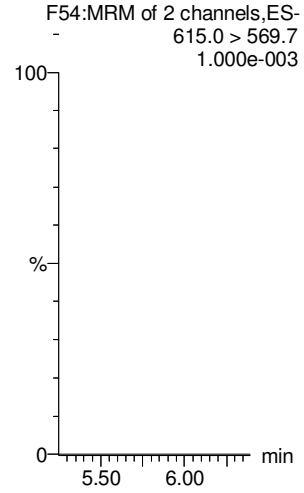

GM 3/1/2018

Vista Analytical Laboratory

Dataset: Untitled

Last Altered: Thursday, March 01, 2018 14:33:03 Pacific Standard Time
Printed: Thursday, March 01, 2018 14:33:08 Pacific Standard Time

Name: 180228M1_12, Date: 28-Feb-2018, Time: 22:39:39, ID: IPA, Description: IPA

PFTeDA

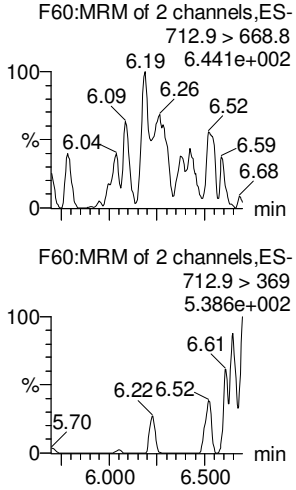

N-EtFOSA

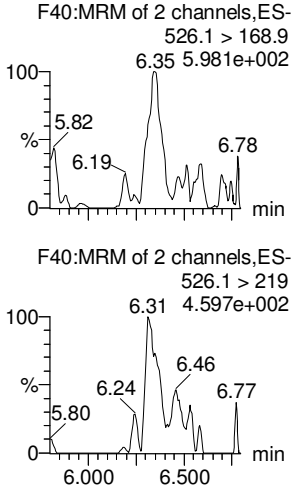

PFHxDA

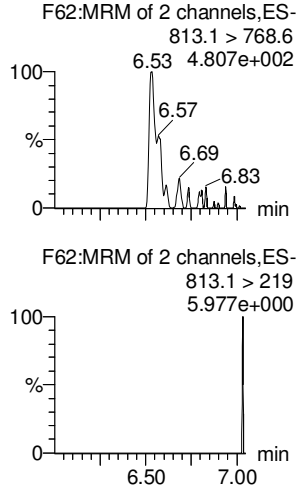

PFODA

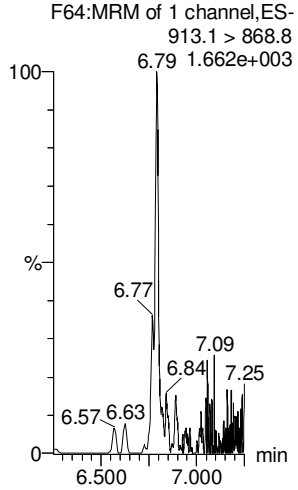

N-MeFOSE

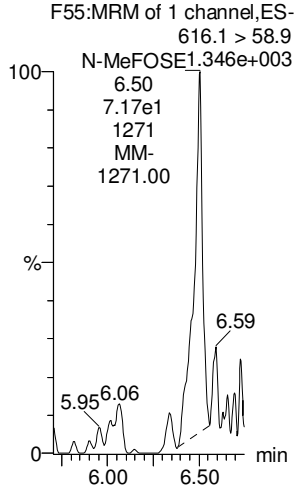

N-EtFOSE

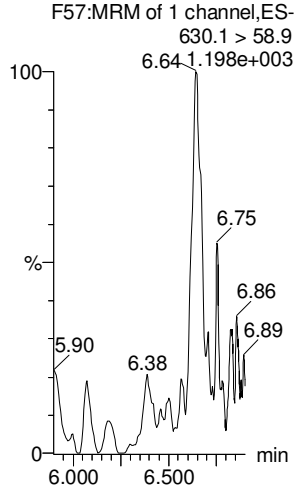

13C2-PFTeDA

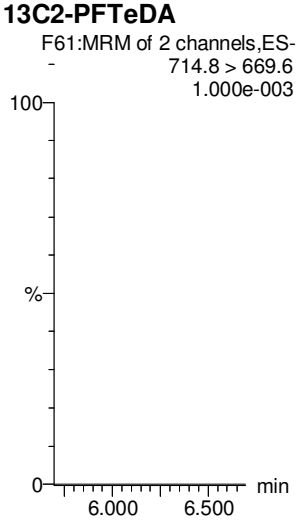

d5-N-ETFOSA

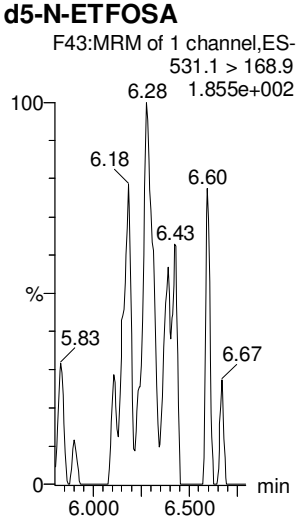

13C2-PFHxDA

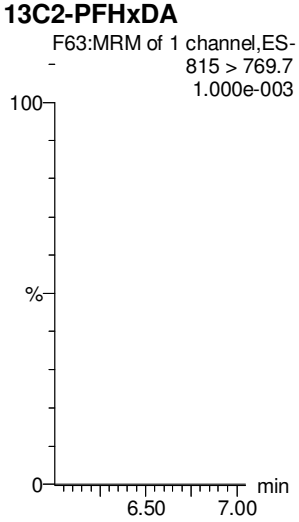

13C2-PFHxDA

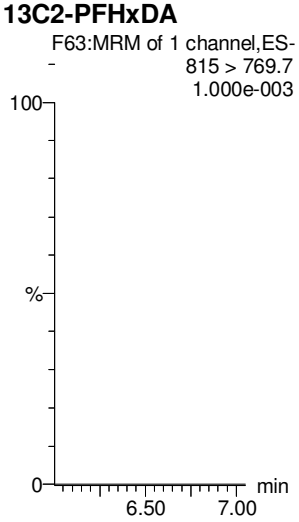

d7-N-MeFOSE

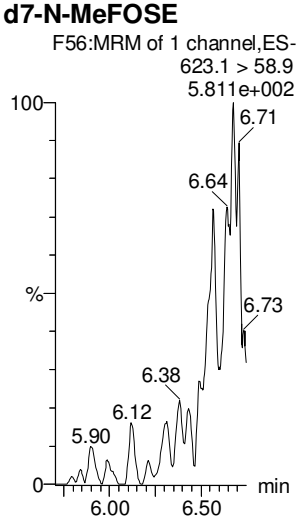

d9-N-EtFOSE

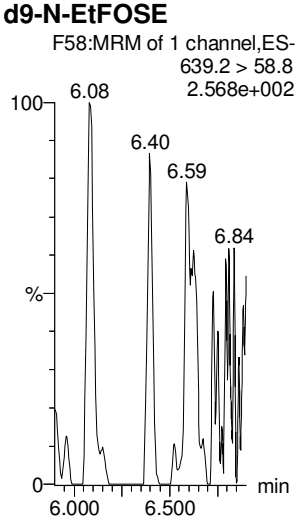

GM 3/1/2018

Vista Analytical Laboratory

Dataset: Untitled

Last Altered: Thursday, March 01, 2018 14:33:03 Pacific Standard Time
Printed: Thursday, March 01, 2018 14:33:08 Pacific Standard Time

Name: 180228M1_12, Date: 28-Feb-2018, Time: 22:39:39, ID: IPA, Description: IPA

13C4-PFBA

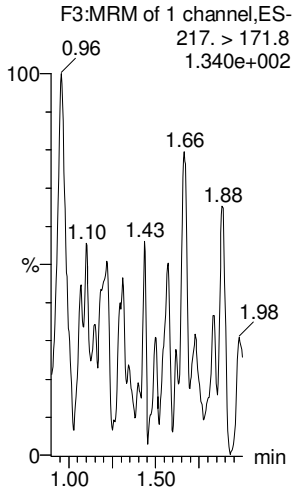

13C5-PFHxA

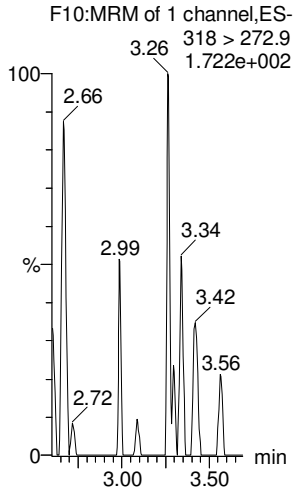

13C3-PFHxS

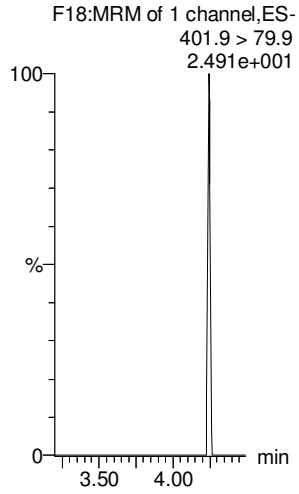

13C8-PFOA

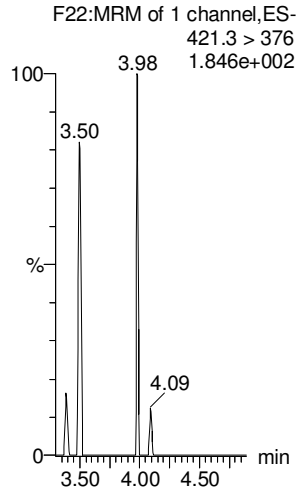

13C9-PFNA

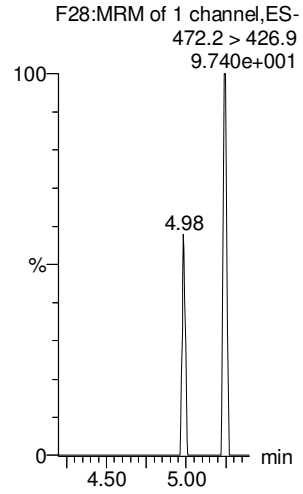

13C4-PFOS

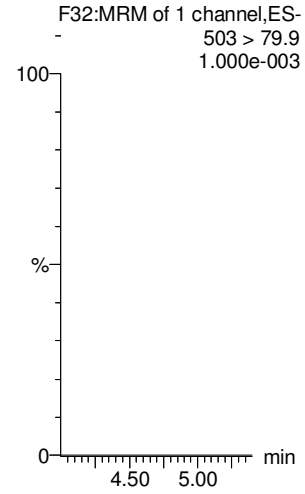

13C6-PFDA

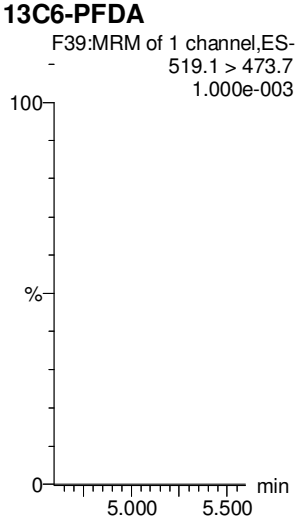

13C7-PFUdA

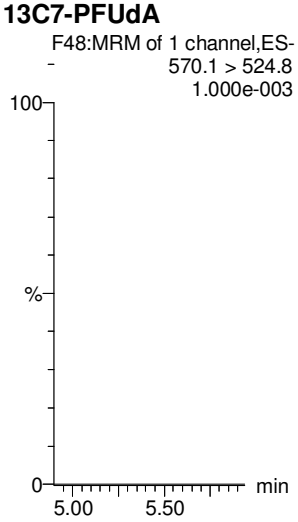

GM 3/1/2018

LC Calibration Standards Review Checklist Q4

		ION Ratio	Concentration	C-Cals Name	Sign Date	Correct I-Cal	Manual Integrations	NA
Calibration ID: STI0022841-11	L (M) H	NA	(A)	☒	☒	☒	☒	☐
Calibration ID: -12	L (M) H	☐	(B)	☒	☒	☒	☒	☐
Calibration ID: -13	L (M) H KBF 3/2/18	☐	(C)	☒	☒	☒	☒	☐
Calibration ID: -14	L (M) H	☐	(C) CM 3/2/18	☒	☒	☒	☒	☐
Calibration ID: -15	L (M) H	☐	(E) (D)	☒	☒	☒	☒	☐
Calibration ID: -16	(L) M H	☑	(E)	☒	☒	☒	☒	☑
Calibration ID: -17	L (M) H	NA	(F)	☒	☒	☒	☒	NA
Calibration ID: -18	L (M) H	☑	☒	☒	☒	☒	☒	☑
Calibration ID:	L M H	☐	☐	☐	☐	☐	☐	☐
Calibration ID:	L M H	☐	☐	☐	☐	☐	☐	☐

Full Mass Cal. Date: 12/27/17

Run Log Present: ☒

# of Samples per Sequence Checked: ☒

Instrument Blank Saved ☒

IIS Area Saved ☒

Reviewed By: KBF 3/2/18
Initials/Date

Comments:

(A) PFDSA >130%.
(B) PFNS >130%. CM 3/2/18
(C) PFOS, PFDS <~~50%~~ 70%.
(D) PFDS >130%.
(E) PFNS >130%., PFDS <70%.
(F) PFNS >130%.

ID: LR - LCSRC *Rev. No.:* 1 *Rev. Date:* 02/06/2018 *Page:* 1 of 1

Vista Analytical Laboratory

Dataset: F:\Projects\PFAS.PRO\Results\180228M1\180228M1-32.qld

Last Altered: Friday, March 02, 2018 11:32:54 Pacific Standard Time
Printed: Friday, March 02, 2018 11:33:15 Pacific Standard Time

(A) Above limit criteria.

Method: F:\Projects\PFAS.PRO\MethDB\PFAS_FULL_80C_022718.mdb 28 Feb 2018 13:19:45
Calibration: F:\Projects\PFAS.PRO\CurveDB\C18_VAL-PFAS_Q4_02-28-18-FULL.cdb 01 Mar 2018 12:54:21

Name: 180228M1_32, Date: 01-Mar-2018, Time: 02:29:08, ID: ST180228M1-11 PFC CS3 18B2317, Description: PFC CS3 18B2317

	#	Name	Trace	Area	IS Area	RRF	Pred.RT	RT	y Axis Resp.	Conc.	%Rec	Recovery Out
1	1	PFBA	213.0 > 168.8	7.60e3	7.58e3		1.46	1.46	12.5	10.8	107.5	NO
2	2	PFPeA	263.1 > 218.9	1.09e4	1.30e4		2.31	2.43	10.5	11.0	110.2	NO
3	3	PFBS	299.0 > 79.7	2.79e3	1.88e3		2.60	2.70	18.6	10.7	107.5	NO
4	4	4:2 FTS	327.2>307.2	2.16e3	1.88e3		3.00	3.10	14.3	9.89	98.9	NO
5	5	PFHxA	313.2 > 268.9	1.32e4	3.89e3		3.19	3.19	17.0	10.8	108.4	NO
6	6	PFPeS	349.1>80.1	2.72e3	1.88e3		3.39	3.39	18.1	9.60	96.0	NO
7	7	PFHpA	363.0 > 318.9	1.07e4	9.49e3		3.81	3.81	14.0	11.1	111.2	NO
8	8	L-PFHxS	398.9 > 79.6	1.98e3	1.23e3		4.17	3.95	20.0	9.78	97.8	NO
9	10	6:2 FTS	427.1 > 407	2.36e3	1.45e4		4.28	4.28	2.04	9.62	96.2	NO
10	11	L-PFOA	413 > 368.7	1.37e4	1.45e4		4.40	4.33	11.8	12.3	122.6	NO
11	13	PFHpS	449 > 80.0	3.12e3	1.45e4		4.44	4.44	2.69	12.1	120.8	NO
12	14	PFNA	463.0 > 418.8	1.27e4	1.16e4		4.76	4.77	13.6	10.7	107.3	NO
13	15	PFOSA	498.1 > 77.8	3.48e3	3.26e3		4.83	4.84	13.4	13.7	137.1	YES (A)
14	16	L-PFOS	499 > 79.9	3.00e3	3.38e3		4.90	4.85	11.1	10.9	109.4	NO
15	18	PFDA	513 > 468.8	1.53e4	1.24e4		5.14	5.15	15.5	10.6	105.6	NO
16	19	8:2 FTS	527 > 506.9	3.49e3	1.45e4		5.12	5.12	3.02	11.0	110.2	NO
17	20	PFNS	549.1>80.1	2.74e3	3.38e3		5.08	5.21	10.1	12.6	125.9	NO
18	21	N-MeFOSAA	570.1 > 419	7.57e3	6.12e3		5.29	5.30	15.5	11.5	115.3	NO
19	22	N-EtFOSAA	584.2 > 419	4.84e3	6.19e3		5.45	5.46	9.76	10.4	103.8	NO
20	23	PFUdA	563.0 > 518.9	1.29e4	1.60e4		5.46	5.47	10.1	10.1	100.8	NO
21	24	PFDS	598.8 > 80	3.26e3	1.60e4		5.51	5.52	2.54	10.6	106.5	NO
22	25	PFDoA	612.9 > 569.0	1.60e4	1.34e4		5.74	5.75	14.8	11.8	118.3	NO
23	26	N-MeFOSA	512.1 > 168.9	8.19e3	2.21e4		5.84	5.96	55.5	58.5	116.9	NO
24	27	PFTrDA	662.9 > 618.9	1.48e4	1.34e4		5.98	6.00	13.8	9.44	94.4	NO
25	28	PFTeDA	712.9 > 668.8	1.01e4	4.51e3		6.20	6.22	27.9	11.7	116.8	NO
26	29	N-EtFOSA	526.1 > 168.9	1.04e4	3.47e4		6.22	6.37	44.9	48.6	97.2	NO
27	30	PFHxDA	813.1 > 768.6	5.34e3	4.49e3		6.51	6.56	5.95	9.45	94.5	NO
28	31	PFODA	913.1 > 868.8	5.83e3	4.49e3		6.74	6.79	6.50	9.65	96.5	NO
29	32	N-MeFOSE	616.1 > 58.9	1.05e4	2.95e4		6.31	6.50	53.5	50.8	101.6	NO
30	33	N-EtFOSE	630.1 > 58.9	1.20e4	2.43e4		6.45	6.64	74.0	61.4	122.8	NO
31	34	13C3-PFBA	216.1 > 171.8	7.58e3	9.27e3	0.869	1.46	1.46	10.2	11.8	94.1	NO

AM 3/2/18

Vista Analytical Laboratory

Dataset: F:\Projects\PFAS.PRO\Results\180228M1\180228M1-32.qld

Last Altered: Friday, March 02, 2018 11:32:54 Pacific Standard Time
Printed: Friday, March 02, 2018 11:33:15 Pacific Standard Time

Name: 180228M1_32, Date: 01-Mar-2018, Time: 02:29:08, ID: ST180228M1-11 PFC CS3 18B2317, Description: PFC CS3 18B2317

	#	Name	Trace	Area	IS Area	RRF	Pred.RT	RT	y Axis Resp.	Conc.	%Rec	Recovery Out
32	35	13C3-PFPeA	266. > 221.8	1.30e4	1.35e4	0.978	2.42	2.43	12.0	12.3	98.6	NO
33	36	13C3-PFBS	302. > 98.8	1.88e3	1.35e4	0.123	2.69	2.70	1.74	14.1	112.8	NO
34	37	13C2-PFHxA	315 > 269.8	3.89e3	1.35e4	0.712	3.19	3.19	3.60	5.06	101.1	NO
35	38	13C4-PFHpA	367.2 > 321.8	9.49e3	1.35e4	0.678	3.81	3.81	8.79	13.0	103.7	NO
36	39	18O2-PFHxS	403.0 > 102.6	1.23e3	3.26e3	0.392	3.96	3.96	4.74	12.1	96.5	NO
37	40	13C2-PFOA	414.9 > 369.7	1.45e4	1.32e4	1.308	4.33	4.33	13.8	10.5	84.1	NO
38	41	13C5-PFNA	468.2 > 422.9	1.16e4	1.16e4	0.976	4.76	4.77	12.6	12.9	103.1	NO
39	42	13C8-PFOSA	506.1 > 77.7	3.26e3	1.50e4	0.254	4.83	4.84	2.71	10.7	85.3	NO
40	43	13C8-PFOS	507.0 > 79.9	3.38e3	3.85e3	1.040	4.84	4.85	11.0	10.6	84.5	NO
41	44	13C2-PFDA	515.1 > 469.9	1.24e4	1.42e4	0.967	5.14	5.15	10.8	11.2	89.7	NO
42	45	d3-N-MeFOSAA	573.3 > 419	6.12e3	1.50e4	0.381	5.29	5.29	5.09	13.4	106.8	NO
43	46	d5-N-EtFOSAA	589.3 > 419	6.19e3	1.50e4	0.399	5.45	5.45	5.15	12.9	103.4	NO
44	47	13C2-PFUdA	565 > 519.8	1.60e4	1.50e4	0.985	5.46	5.47	13.3	13.5	108.4	NO
45	48	13C2-PFDoA	615.0 > 569.7	1.34e4	1.50e4	0.813	5.74	5.76	11.2	13.8	110.1	NO
46	49	d3-N-MeFOSA	515.2 > 168.9	2.21e4	1.50e4	0.124	5.84	5.98	18.4	148	98.7	NO
47	50	13C2-PFTeDA	714.8 > 669.6	4.51e3	1.50e4	0.379	6.20	6.23	3.75	9.91	79.3	NO
48	51	d5-N-ETFOSA	531.1 > 168.9	3.47e4	1.50e4	0.189	6.22	6.38	28.9	152	101.6	NO
49	52	13C2-PFHxDA	815 > 769.7	4.49e3	1.50e4	0.703	6.51	6.56	3.73	5.31	106.3	NO
50	53	d7-N-MeFOSE	623.1 > 58.9	2.95e4	1.50e4	0.157	6.31	6.49	24.5	156	103.9	NO
51	54	d9-N-EtFOSE	639.2 > 58.8	2.43e4	1.50e4	0.146	6.45	6.63	20.3	138	92.2	NO
52	55	13C4-PFBA	217. > 171.8	9.27e3	9.27e3	1.000	1.46	1.46	12.5	12.5	100.0	NO
53	56	13C5-PFHxA	318 > 272.9	1.35e4	1.35e4	1.000	3.19	3.19	12.5	12.5	100.0	NO
54	57	13C3-PFHxS	401.9 > 79.9	3.26e3	3.26e3	1.000	3.96	3.95	12.5	12.5	100.0	NO
55	58	13C8-PFOA	421.3 > 376	1.32e4	1.32e4	1.000	4.33	4.33	12.5	12.5	100.0	NO
56	59	13C9-PFNA	472.2 > 426.9	1.16e4	1.16e4	1.000	4.70	4.77	12.5	12.5	100.0	NO
57	60	13C4-PFOS	503 > 79.9	3.85e3	3.85e3	1.000	4.84	4.85	12.5	12.5	100.0	NO
58	61	13C6-PFDA	519.1 > 473.7	1.42e4	1.42e4	1.000	5.14	5.15	12.5	12.5	100.0	NO
59	62	13C7-PFUdA	570.1 > 524.8	1.50e4	1.50e4	1.000	5.46	5.47	12.5	12.5	100.0	NO

Vista Analytical Laboratory

Dataset: Untitled

Last Altered: Friday, March 02, 2018 10:21:07 Pacific Standard Time
Printed: Friday, March 02, 2018 10:32:30 Pacific Standard Time

Method: F:\Projects\PFAS.PRO\MethDB\PFAS_FULL_80C_022718.mdb 28 Feb 2018 13:19:45
Calibration: F:\Projects\PFAS.PRO\CurveDB\C18_VAL-PFAS_Q4_02-28-18-FULL.cdb 01 Mar 2018 12:54:21

Compound name: PFBA

	Name	ID	Acq.Date	Acq.Time
1	180228M1_1	IPA	28-Feb-18	20:33:26
2	180228M1_2	ST180228M1-1 PFC CS-2 18B2312	28-Feb-18	20:44:50
3	180228M1_3	ST180228M1-2 PFC CS-1 18B2313	28-Feb-18	20:56:17
4	180228M1_4	ST180228M1-3 PFC CS0 18B2314	28-Feb-18	21:07:44
5	180228M1_5	ST180228M1-4 PFC CS1 18B2315	28-Feb-18	21:19:13
6	180228M1_6	ST180228M1-5 PFC CS2 18B2316	28-Feb-18	21:30:43
7	180228M1_7	ST180228M1-6 PFC CS3 18B2317	28-Feb-18	21:42:12
8	180228M1_8	ST180228M1-7 PFC CS4 18B2318	28-Feb-18	21:53:43
9	180228M1_9	ST180228M1-8 PFC CS5 18B2319	28-Feb-18	22:05:09
10	180228M1_10	ST180228M1-9 PFC CS6 18B2320	28-Feb-18	22:16:39
11	180228M1_11	ST180228M1-10 PFC CS7 18B2321	28-Feb-18	22:28:09
12	180228M1_12	IPA	28-Feb-18	22:39:39
13	180228M1_13	ICV180228M1-1 PFC ICV 18B2311	28-Feb-18	22:51:06
14	180228M1_14	IPA	28-Feb-18	23:02:32
15	180228M1_15	1800170-04@10X C1 Comp 0.02028	28-Feb-18	23:13:59
16	180228M1_16	1800342-14@10X WI-AF-MW-201-0218 0.11911	28-Feb-18	23:25:29
17	180228M1_17	1800342-18@5x WI-AF-N2-6C-0218 0.11624	28-Feb-18	23:36:59
18	180228M1_18	1800333-03 REEPDW188 0.12197	28-Feb-18	23:48:28
19	180228M1_19	B8B0129-BS1 OPR 0.125	28-Feb-18	23:59:58
20	180228M1_20	B8B0129-BLK1 Method Blank 0.125	01-Mar-18	00:11:28
21	180228M1_21	B8B0129-MS1 Matrix Spike 0.11962	01-Mar-18	00:22:55
22	180228M1_22	B8B0129-MSD1 Matrix Spike Dup 0.12145	01-Mar-18	00:34:21
23	180228M1_23	1800332-01 OF-RW42B-MID01-0218 0.11601	01-Mar-18	00:45:48
24	180228M1_24	1800332-02 OF-RW42B-EFF01-0218 0.1211	01-Mar-18	00:57:15
25	180228M1_25	1800332-03 OF-RW42B-FB01-0218 0.12204	01-Mar-18	01:08:45
26	180228M1_26	1800332-04 OF-RW42C-INF01-0218 0.1208	01-Mar-18	01:20:14
27	180228M1_27	1800332-05 OF-RW42C-MID01-0218 0.12063	01-Mar-18	01:31:43
28	180228M1_28	1800332-06 OF-RW42C-EFF01-0218 0.11886	01-Mar-18	01:43:12
29	180228M1_29	1800332-07 OF-RW42C-FB01-0218 0.11859	01-Mar-18	01:54:42
30	180228M1_30	1800332-08 OF-INF01-WT-021418 0.11784	01-Mar-18	02:06:11
31	180228M1_31	IPA	01-Mar-18	02:17:42

Vista Analytical Laboratory

Dataset: Untitled

Last Altered: Friday, March 02, 2018 10:21:07 Pacific Standard Time
Printed: Friday, March 02, 2018 10:32:30 Pacific Standard Time

Compound name: PFBA

	Name	ID	Acq.Date	Acq.Time
32	180228M1_32	ST180228M1-11 PFC CS3 18B2317	01-Mar-18	02:29:08
33	180228M1_33	IPA	01-Mar-18	02:40:38
34	180228M1_34	1800332-09 OF-MID01-WT-021418 0.11976	01-Mar-18	02:52:08
35	180228M1_35	1800332-10 OF-FB01-WT-021418 0.12199	01-Mar-18	03:03:35
36	180228M1_36	1800332-11 OF-EFF01-WT-021418 0.12052	01-Mar-18	03:15:04
37	180228M1_37	1800332-12 OF-EFF01P-WT-021418 0.12067	01-Mar-18	03:26:31
38	180228M1_38	1800337-01 REEPDW189 0.12105	01-Mar-18	03:38:01
39	180228M1_39	1800338-01 REEPDW189FRB 0.12225	01-Mar-18	03:49:31
40	180228M1_40	1800339-01 WI-A06-MW-06-0218 0.11846	01-Mar-18	04:00:57
41	180228M1_41	1800339-02 WI-A06-FB01-021618 0.12165	01-Mar-18	04:12:27
42	180228M1_42	1800339-03 WI-A06-EB01-021618 0.12121	01-Mar-18	04:23:56
43	180228M1_43	1800339-04 WI-A06-S-01-0218 0.12143	01-Mar-18	04:35:23
44	180228M1_44	1800339-05 WI-A06-S-01P-0218 0.12184	01-Mar-18	04:46:52
45	180228M1_45	1800339-06 WI-A06-FB01-021918 0.12222	01-Mar-18	04:58:21
46	180228M1_46	B8B0121-BS1 OPR 0.125	01-Mar-18	05:09:51
47	180228M1_47	B8B0121-BSD1 LCSD 0.125	01-Mar-18	05:21:21
48	180228M1_48	B8B0121-BLK1 Method Blank 0.125	01-Mar-18	05:32:51
49	180228M1_49	1800327-01 OF-RW42A-0218 0.10903	01-Mar-18	05:44:18
50	180228M1_50	1800327-02 OF-FB42C-0218 0.11801	01-Mar-18	05:55:45
51	180228M1_51	1800327-03 OF-FB42A-0218 0.11946	01-Mar-18	06:07:12
52	180228M1_52	1800327-04 OF-RW42B-0218 0.10944	01-Mar-18	06:18:38
53	180228M1_53	1800327-05 OF-FB42B-0218 0.11557	01-Mar-18	06:30:07
54	180228M1_54	1800327-06 OF-RW44-0218 0.11833	01-Mar-18	06:41:38
55	180228M1_55	IPA	01-Mar-18	06:53:05
56	180228M1_56	ST180228M1-12 PFC CS3 18B2317	01-Mar-18	07:04:32
57	180228M1_57	IPA	01-Mar-18	07:15:59
58	180228M1_58	1800327-07 OF-FB44-0218 0.12118	01-Mar-18	07:27:25
59	180228M1_59	1800327-08 OF-RW59-0218 0.1103	01-Mar-18	07:38:55
60	180228M1_60	1800327-09 OF-FB59-0218 0.11633	01-Mar-18	07:50:24
61	180228M1_61	1800327-10 OF-RW03-0218 0.11147	01-Mar-18	08:01:54
62	180228M1_62	1800327-11 OF-FB03-0218 0.11762	01-Mar-18	08:13:20
63	180228M1_63	1800327-12 OF-RW37-0218 0.11621	01-Mar-18	08:24:51
64	180228M1_64	1800327-13 OF-FB37-0218 0.1165	01-Mar-18	08:36:21
65	180228M1_65	IPA	01-Mar-18	08:47:50

Vista Analytical Laboratory

Dataset: Untitled

Last Altered: Friday, March 02, 2018 10:21:07 Pacific Standard Time
Printed: Friday, March 02, 2018 10:32:30 Pacific Standard Time

Compound name: PFBA

	Name	ID	Acq.Date	Acq.Time
66	180228M1_66	ST180228M1-13 PFC CS0 18B2314	01-Mar-18	08:59:19
67	180228M1_67	IPA	01-Mar-18	09:10:46
68	180228M1_68	B8B0131-BS1 OPR 0.125	01-Mar-18	09:22:16
69	180228M1_69	B8B0131-BLK1 Method Blank 0.125	01-Mar-18	09:33:45
70	180228M1_70	B8B0131-MS1 Matrix Spike 0.12126	01-Mar-18	09:45:15
71	180228M1_71	B8B0131-MSD1 Matrix Spike Dup 0.11914	01-Mar-18	09:56:44
72	180228M1_72	1800329-01 OF-RW59-INF01-0218 0.11462	01-Mar-18	10:08:14
73	180228M1_73	1800329-02 OF-RW59-INF01P-0218 0.11789	01-Mar-18	10:19:43
74	180228M1_74	1800329-03 OF-RW59-MID01-0218 0.11984	01-Mar-18	10:31:12
75	180228M1_75	1800329-04 OF-RW59-EFF01-0218 0.1216	01-Mar-18	10:42:42
76	180228M1_76	1800329-05 OF-RW59-FB01-0218 0.11314	01-Mar-18	10:54:09
77	180228M1_77	1800329-06 OF-RW08-INF01-0218 0.12179	01-Mar-18	11:05:38
78	180228M1_78	1800329-07 OF-RW08-MID01-0218 0.10892	01-Mar-18	11:17:08
79	180228M1_79	1800329-08 OF-RW08-EFF01-0218 0.12262	01-Mar-18	11:28:37
80	180228M1_80	1800329-09 OF-RW08-FB01-0218 0.12173	01-Mar-18	11:40:04
81	180228M1_81	1800329-10 OF-RW63-INF01-0218 0.11237	01-Mar-18	11:51:33
82	180228M1_82	1800329-11 OF-RW63-MID01-0218 0.11515	01-Mar-18	12:03:02
83	180228M1_83	1800329-12 OF-RW63-EFF01-0218 0.12129	01-Mar-18	12:14:29
84	180228M1_84	1800329-13 OF-RW63-FB01-0218 0.12066	01-Mar-18	12:25:56
85	180228M1_85	IPA	01-Mar-18	12:37:23
86	180228M1_86	ST180228M1-14 PFC CS3 18B2317	01-Mar-18	12:48:50
87	180228M1_87	IPA	01-Mar-18	13:00:20
88	180228M1_88	1800329-14 OF-RW44-INF01-0218 0.11484	01-Mar-18	13:11:49
89	180228M1_89	1800329-15 OF-RW44-MID01-0218 0.12094	01-Mar-18	13:23:18
90	180228M1_90	1800329-16 OF-RW44-EFF01-0218 0.11743	01-Mar-18	13:34:48
91	180228M1_91	1800329-17 OF-RW44-FB01-0218 0.12155	01-Mar-18	13:46:17
92	180228M1_92	1800329-18 OF-RW42B-INF01-0218 0.11569	01-Mar-18	13:57:47
93	180228M1_93	B8B0122-BS1 OPR 0.125	01-Mar-18	14:09:16
94	180228M1_94	B8B0122-BSD1 LCSD 0.125	01-Mar-18	14:20:46
95	180228M1_95	B8B0122-BLK1 Method Blank 0.125	01-Mar-18	14:32:16
96	180228M1_96	1800323-01 OF-RW83-0218 0.11418	01-Mar-18	14:43:45
97	180228M1_97	1800323-02 OF-FB83-0218 0.11591	01-Mar-18	14:55:15
98	180228M1_98	1800323-03 OF-RW38-0218 0.11407	01-Mar-18	15:06:44
99	180228M1_99	1800323-04 OF-FB38-0218 0.11688	01-Mar-18	15:18:14

Vista Analytical Laboratory

Dataset: Untitled

Last Altered: Friday, March 02, 2018 10:21:07 Pacific Standard Time
Printed: Friday, March 02, 2018 10:32:30 Pacific Standard Time

Compound name: PFBA

	Name	ID	Acq.Date	Acq.Time
100	180228M1_100	1800323-05 OF-RW43-0218 0.1084	01-Mar-18	15:29:43
101	180228M1_101	1800323-06 OF-FB43-0218 0.10942	01-Mar-18	15:41:13
102	180228M1_102	1800323-07 OF-RW08-0218 0.11646	01-Mar-18	15:52:43
103	180228M1_103	1800323-08 OF-FB08-0218 0.11707	01-Mar-18	16:04:11
104	180228M1_104	1800323-09 OF-RW16-0218 0.11565	01-Mar-18	16:15:38
105	180228M1_105	1800323-10 OF-FB16-0218 0.11729	01-Mar-18	16:27:08
106	180228M1_106	1800324-01 OF-RW63-0218 0.11462	01-Mar-18	16:38:35
107	180228M1_107	1800324-02 OF-FB63-0218 0.11622	01-Mar-18	16:50:02
108	180228M1_108	IPA	01-Mar-18	17:01:29
109	180228M1_109	ST180228M1-15 PFC CS3 18B2317	01-Mar-18	17:12:55
110	180228M1_110	IPA	01-Mar-18	17:24:22
111	180228M1_111	1800324-03 OF-RW23-0218 0.11311	01-Mar-18	17:35:51
112	180228M1_112	1800324-04 OF-FB23-0218 0.11692	01-Mar-18	17:47:22
113	180228M1_113	1800324-05 OF-RW28-0218 0.11227	01-Mar-18	17:58:51
114	180228M1_114	1800324-06 OF-FB28-0218 0.11581	01-Mar-18	18:10:21
115	180228M1_115	1800324-07 OF-RW60-0218 0.11223	01-Mar-18	18:21:50
116	180228M1_116	1800324-08 OF-RW60P-0218 0.11541	01-Mar-18	18:33:20
117	180228M1_117	1800324-09 OF-FB60-0218 0.11817	01-Mar-18	18:44:47
118	180228M1_118	1800324-10 OF-RW42C-0218 0.11358	01-Mar-18	18:56:13
119	180228M1_119	B8B0068-BS1 OPR 0.25	01-Mar-18	19:07:40
120	180228M1_120	B8B0068-BLK1 Method Blank 0.25	01-Mar-18	19:19:07
121	180228M1_121	1800272-01 MtBE_7256 0.26427	01-Mar-18	19:30:37
122	180228M1_122	1800286-01 GW2125180205RAP 0.25961	01-Mar-18	19:42:07
123	180228M1_123	1800286-02 GW3135180206RAP 0.25631	01-Mar-18	19:53:34
124	180228M1_124	1800286-03 GW4044180206RAP 0.25699	01-Mar-18	20:05:04
125	180228M1_125	1800286-04 GW5054180206RAP 0.26906	01-Mar-18	20:16:31
126	180228M1_126	1800286-05 GW5963180207RAP 0.26219	01-Mar-18	20:28:00
127	180228M1_127	IPA	01-Mar-18	20:39:27
128	180228M1_128	ST180228M1-16 PFC CS0 18B2314	01-Mar-18	20:50:57
129	180228M1_129	IPA	01-Mar-18	21:02:24
130	180228M1_130	1800286-06 GW2024180207RAP 0.25995	01-Mar-18	21:13:51
131	180228M1_131	1800286-07 GW3034180207RAP 0.25817	01-Mar-18	21:25:17
132	180228M1_132	1800286-08 GW4145180207RAP 0.26371	01-Mar-18	21:36:44
133	180228M1_133	1800286-09 GW5054180208RAP 0.26011	01-Mar-18	21:48:14

Vista Analytical Laboratory

Dataset: Untitled

Last Altered: Friday, March 02, 2018 10:21:07 Pacific Standard Time
Printed: Friday, March 02, 2018 10:32:30 Pacific Standard Time

Compound name: PFBA

	Name	ID	Acq.Date	Acq.Time
134	180228M1_134	1800293-01 HS DW WELL 1-TAP 0.26085	01-Mar-18	21:59:41
135	180228M1_135	1800293-02 FB1802071025AB 0.26261	01-Mar-18	22:11:08
136	180228M1_136	1800293-03 HS DW WELL 2-TAP 0.25552	01-Mar-18	22:22:37
137	180228M1_137	1800293-04 HS DW WELL 12-TAP 0.26089	01-Mar-18	22:34:07
138	180228M1_138	1800293-05 HS DW WELL 12-TAP-DUP 0.25274	01-Mar-18	22:45:36
139	180228M1_139	1800293-06 HS BUS Garage Well-TAP 0.25645	01-Mar-18	22:57:03
140	180228M1_140	1800293-07 HS Maint. Barn Well-TAP 0.25599	01-Mar-18	23:08:32
141	180228M1_141	IPA	01-Mar-18	23:20:02
142	180228M1_142	ST180228M1-17 PFC CS3 18B2317	01-Mar-18	23:31:32
143	180228M1_143	IPA	01-Mar-18	23:43:01
144	180228M1_144	1800293-08 Elementary School Well-TAP 0.261...	01-Mar-18	23:54:27
145	180228M1_145	IPA	02-Mar-18	00:05:57
146	180228M1_146	ST180228M1-18 PFC CS3 18B2317	02-Mar-18	00:17:27
147	180228M1_147	IPA	02-Mar-18	00:28:56

Vista Analytical Laboratory

Dataset: F:\Projects\PFAS.PRO\Results\180228M1\180228M1-32.qld

Last Altered: Friday, March 02, 2018 11:32:54 Pacific Standard Time
Printed: Friday, March 02, 2018 11:33:15 Pacific Standard Time

Method: F:\Projects\PFAS.PRO\MethDB\PFAS_FULL_80C_022718.mdb 28 Feb 2018 13:19:45
Calibration: F:\Projects\PFAS.PRO\CurveDB\C18_VAL-PFAS_Q4_02-28-18-FULL.cdb 01 Mar 2018 12:54:21

Name: 180228M1_32, Date: 01-Mar-2018, Time: 02:29:08, ID: ST180228M1-11 PFC CS3 18B2317, Description: PFC CS3 18B2317

PFBA

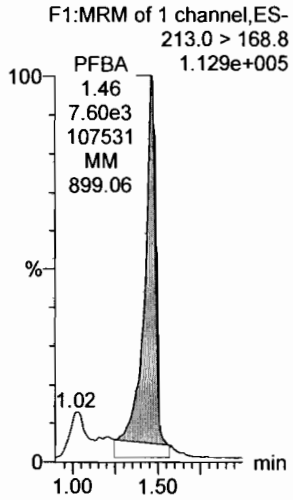

PFPeA

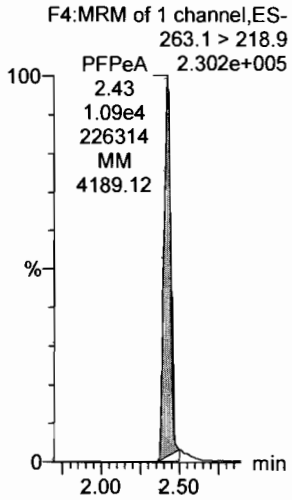

PFBS

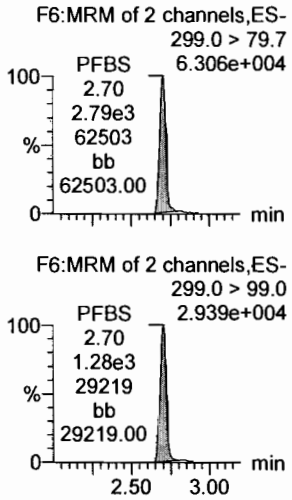

4:2 FTS

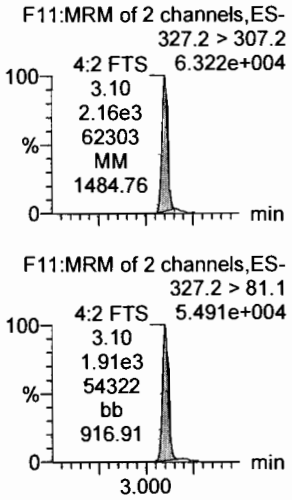

PFHxA



PFPeS

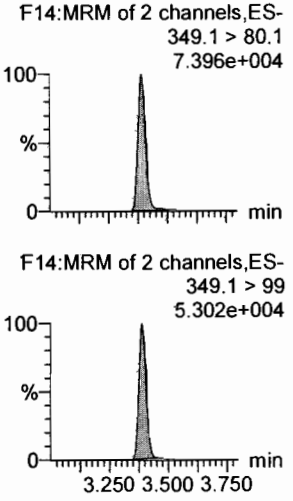

13C3-PFBA

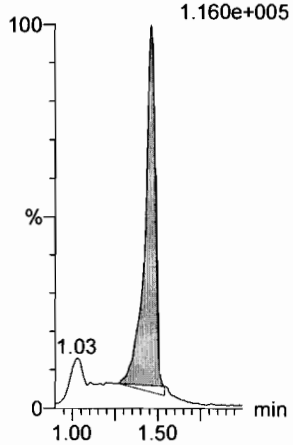

13C3-PFPeA

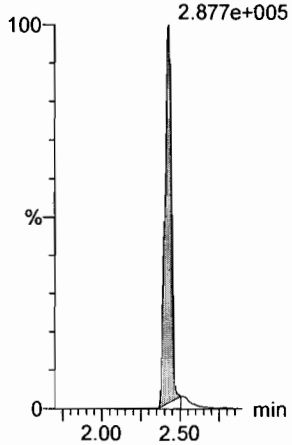

13C3-PFBS

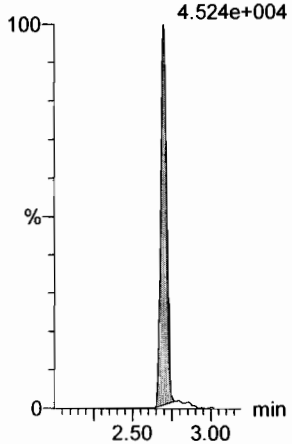

13C3-PFBS

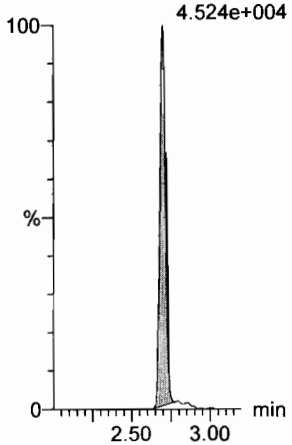

13C2-PFHxA

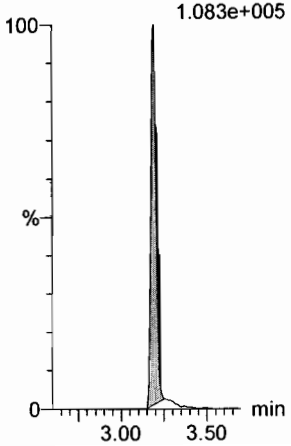

13C3-PFBS

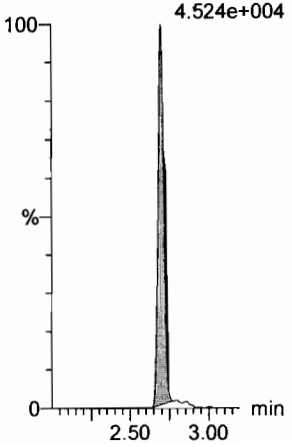

Dataset: F:\Projects\PFAS.PRO\Results\180228M1\180228M1-32.qld

Last Altered: Friday, March 02, 2018 11:32:54 Pacific Standard Time
Printed: Friday, March 02, 2018 11:33:15 Pacific Standard Time

Name: 180228M1_32, Date: 01-Mar-2018, Time: 02:29:08, ID: ST180228M1-11 PFC CS3 18B2317, Description: PFC CS3 18B2317

6:2 FTS

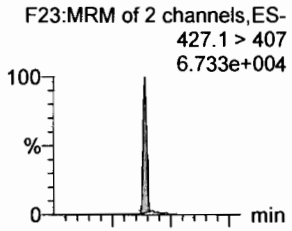

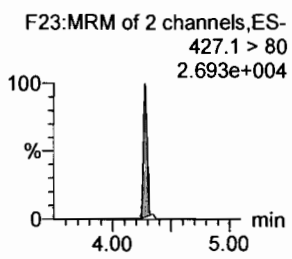

PFHpA

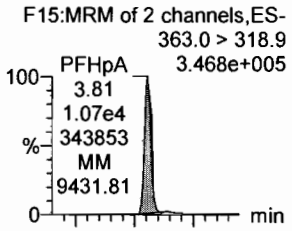

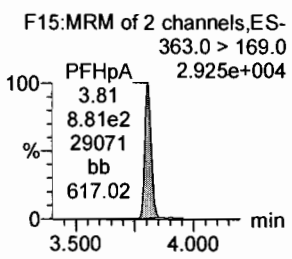

L-PFHxS

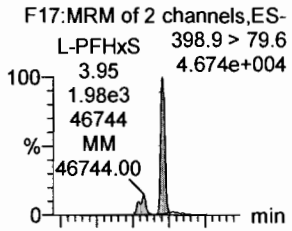

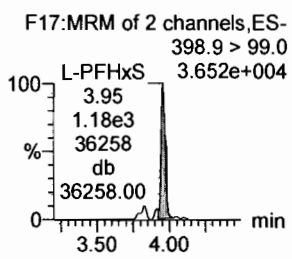

L-PFOA

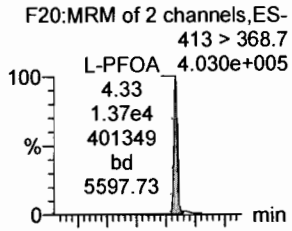

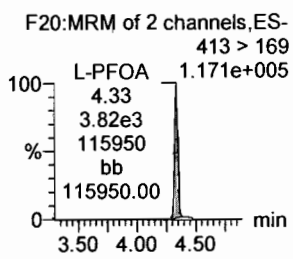

PFHpS

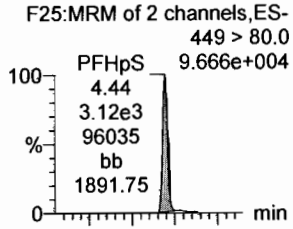

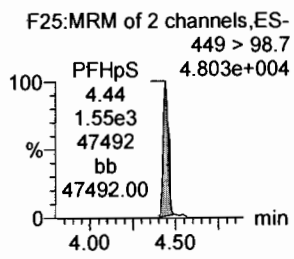

PFNA

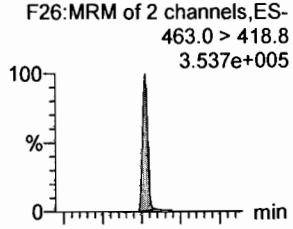

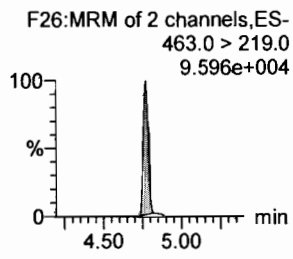

18O2-PFHxS

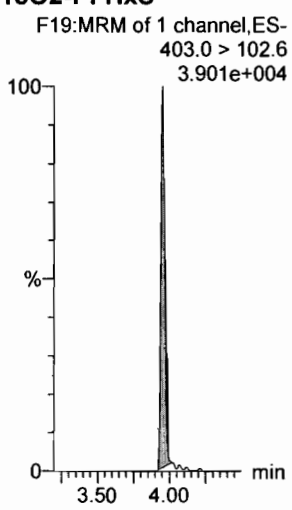

13C4-PFHpA

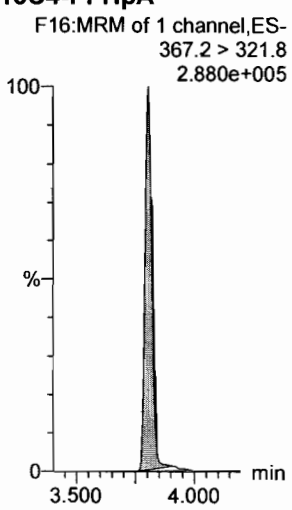

13C2-PFOA

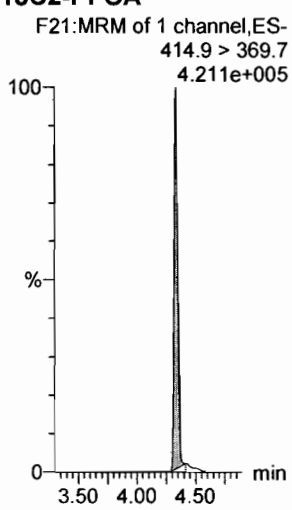

13C2-PFOA

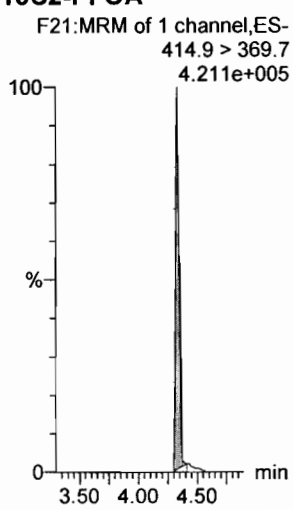

13C2-PFOA

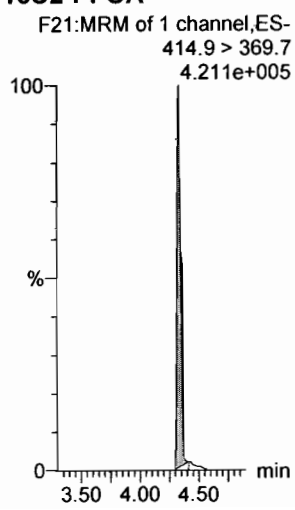

13C5-PFNA

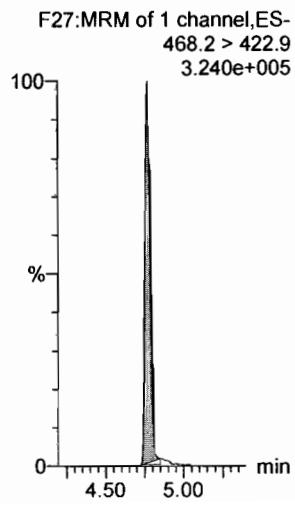

Dataset: F:\Projects\PFAS.PRO\Results\180228M1\180228M1-32.qld

Last Altered: Friday, March 02, 2018 11:32:54 Pacific Standard Time
Printed: Friday, March 02, 2018 11:33:15 Pacific Standard Time

Name: 180228M1_32, Date: 01-Mar-2018, Time: 02:29:08, ID: ST180228M1-11 PFC CS3 18B2317, Description: PFC CS3 18B2317

PFOSA

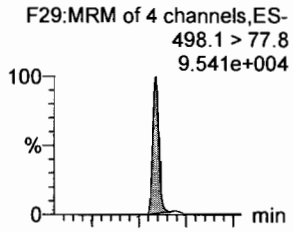

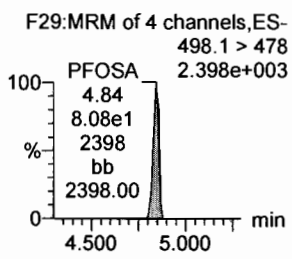

L-PFOS

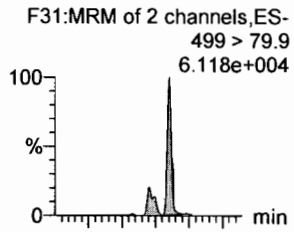

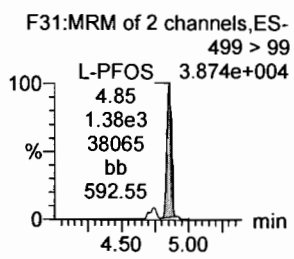

PFDA

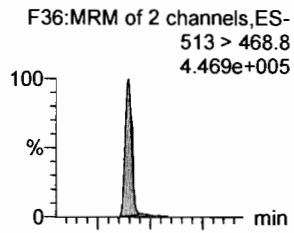

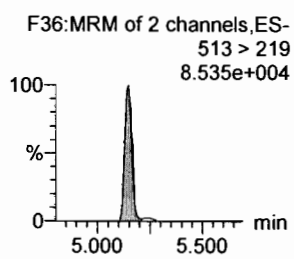

8:2 FTS

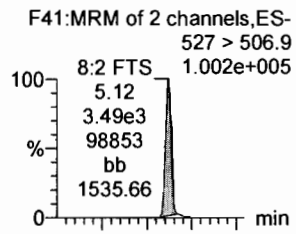

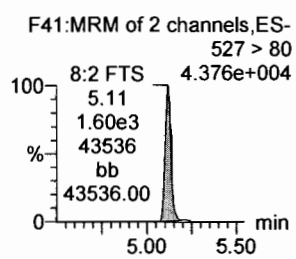

PFNS

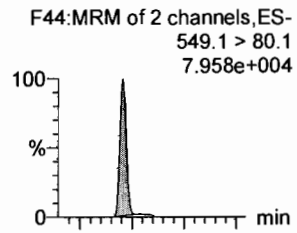

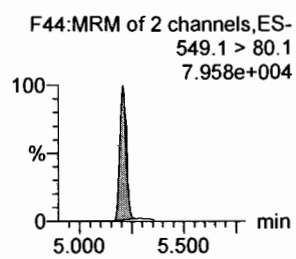

N-MeFOSAA

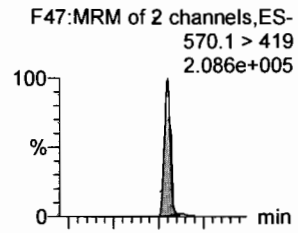

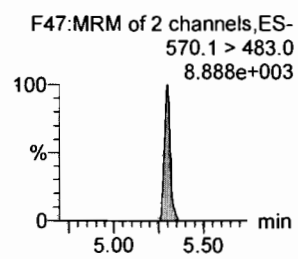

13C8-PFOSA

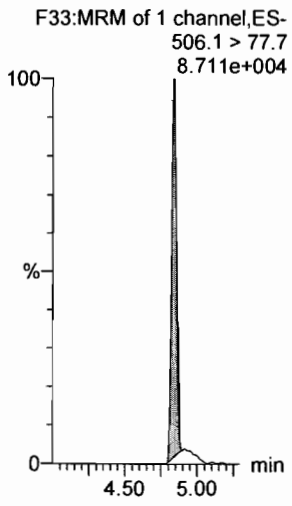

13C8-PFOS

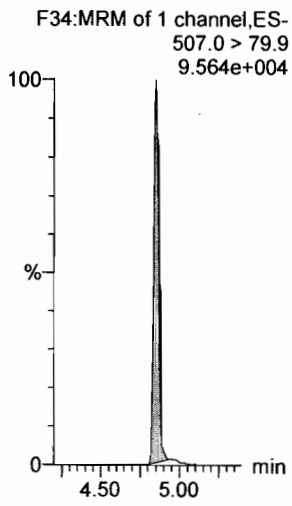

13C2-PFDA

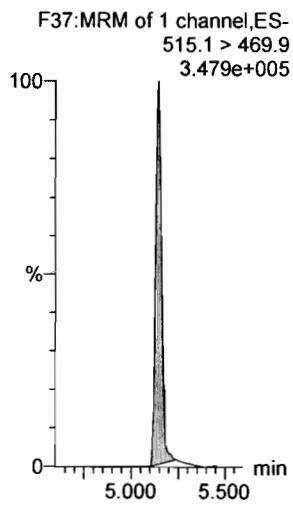

13C2-PFOA



13C2-PFOA



d3-N-MeFOSAA

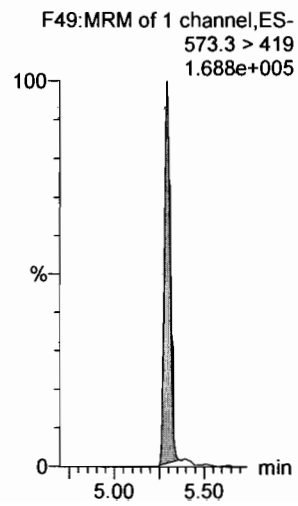

Dataset: F:\Projects\PFAS.PRO\Results\180228M1\180228M1-32.qld

Last Altered: Friday, March 02, 2018 11:32:54 Pacific Standard Time
Printed: Friday, March 02, 2018 11:33:15 Pacific Standard Time

Name: 180228M1_32, Date: 01-Mar-2018, Time: 02:29:08, ID: ST180228M1-11 PFC CS3 18B2317, Description: PFC CS3 18B2317

N-EtFOSAA

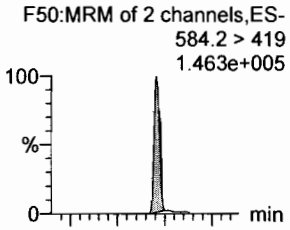

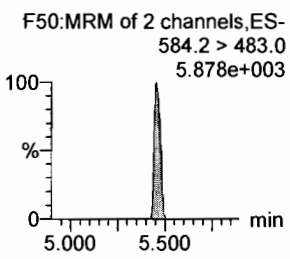

PFDoA

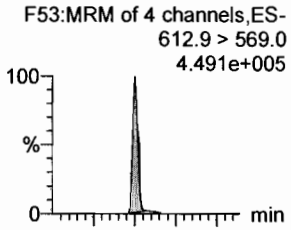

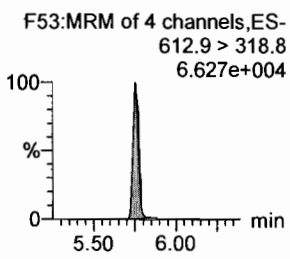

PFDS

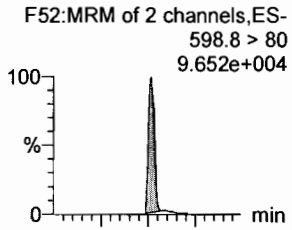

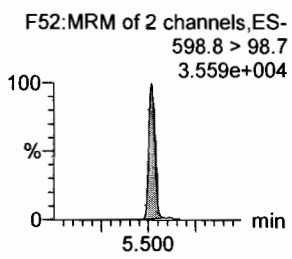

PFUdA

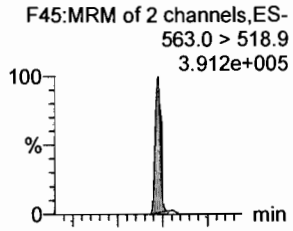

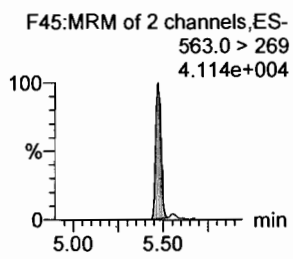

N-MeFOSA

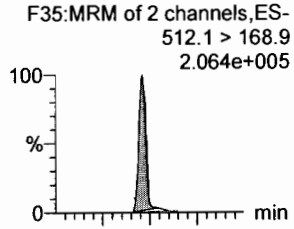

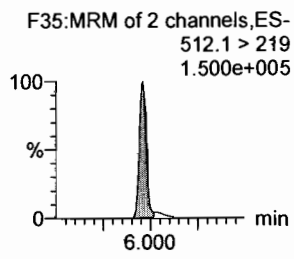

PFTrDA

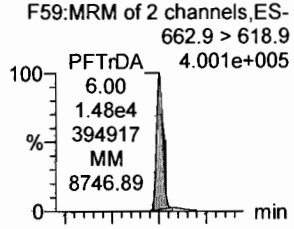

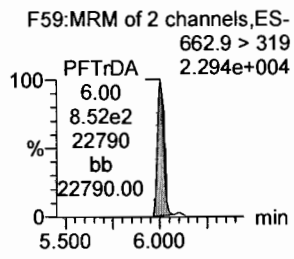

d5-N-EtFOSAA

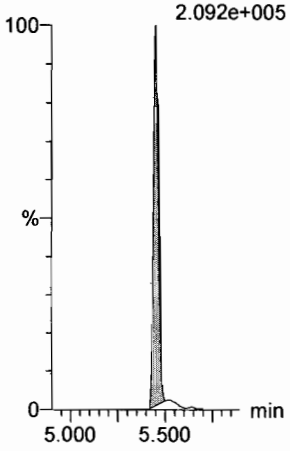

13C2-PFDoA

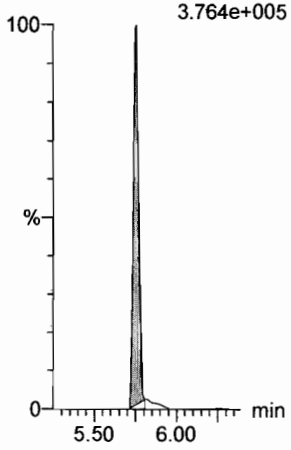

13C2-PFUdA

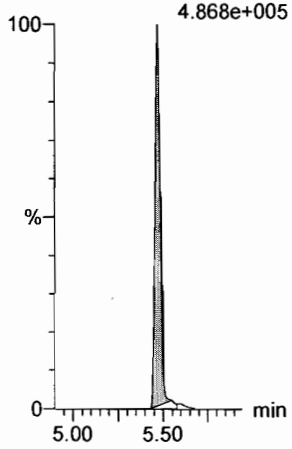

13C2-PFUdA

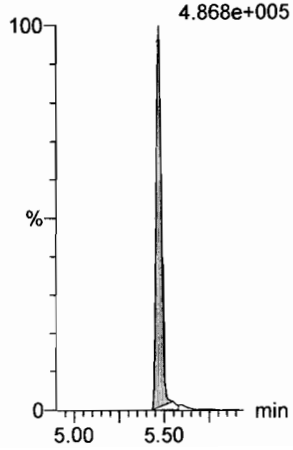

d3-N-MeFOSA

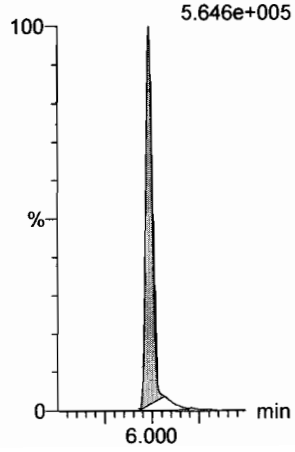

13C2-PFDoA

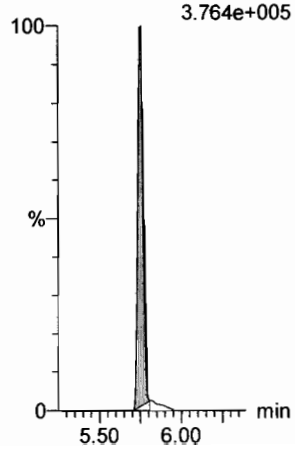

Dataset: F:\Projects\PFAS.PRO\Results\180228M1\180228M1-32.qld

Last Altered: Friday, March 02, 2018 11:32:54 Pacific Standard Time
Printed: Friday, March 02, 2018 11:33:15 Pacific Standard Time

Name: 180228M1_32, Date: 01-Mar-2018, Time: 02:29:08, ID: ST180228M1-11 PFC CS3 18B2317, Description: PFC CS3 18B2317

PFTeDA

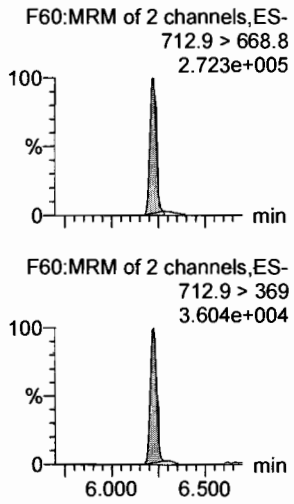

N-EtFOSA

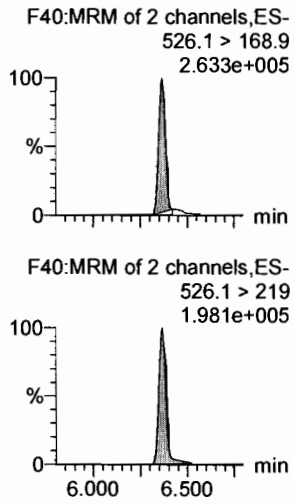

PFHxDA



PFODA

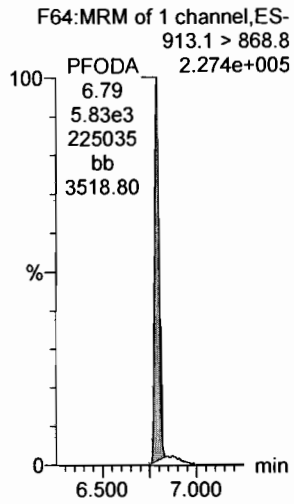

N-MeFOSE

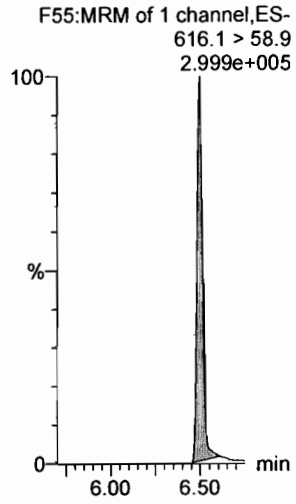

N-EtFOSE

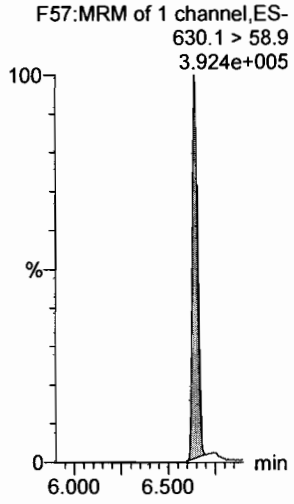

13C2-PFTeDA

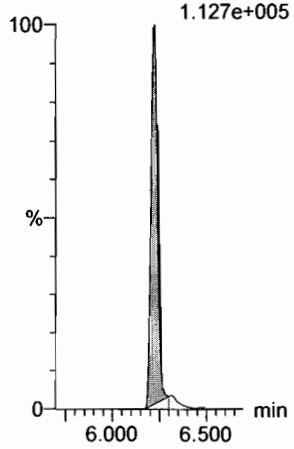

d5-N-ETFOSA

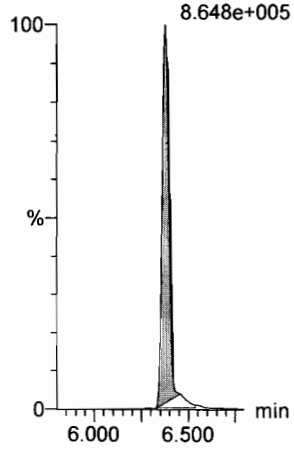

13C2-PFHxDA



13C2-PFHxDA



d7-N-MeFOSE

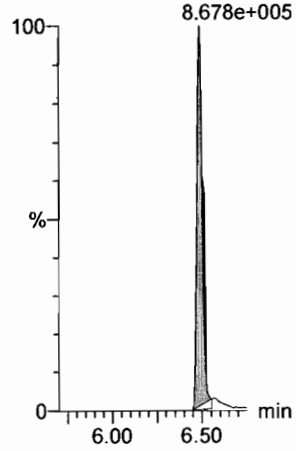

d9-N-EtFOSE

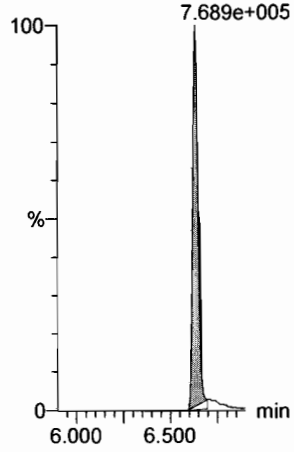

Dataset: F:\Projects\PFAS.PRO\Results\180228M1\180228M1-32.qld

Last Altered: Friday, March 02, 2018 11:32:54 Pacific Standard Time
Printed: Friday, March 02, 2018 11:33:15 Pacific Standard Time

Name: 180228M1_32, Date: 01-Mar-2018, Time: 02:29:08, ID: ST180228M1-11 PFC CS3 18B2317, Description: PFC CS3 18B2317

13C4-PFBA

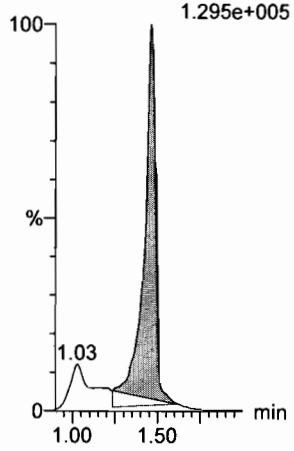

13C5-PFHxA

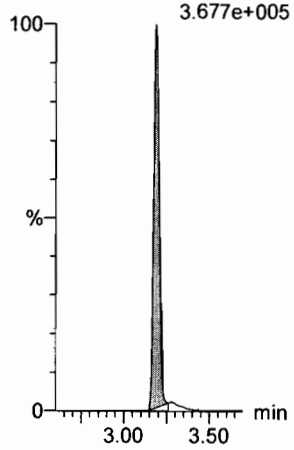

13C3-PFHxS



13C8-PFOA



13C9-PFNA

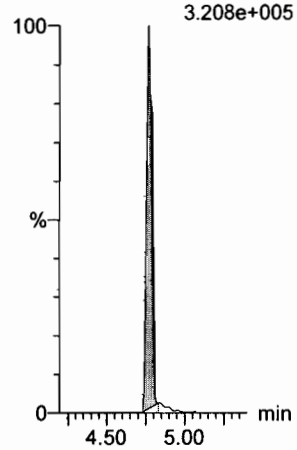

13C4-PFOS

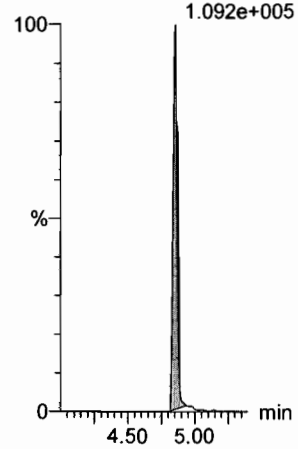

13C6-PFDA

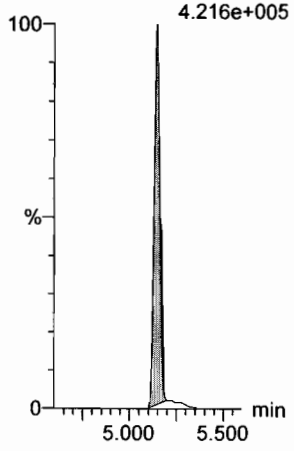

13C7-PFUdA

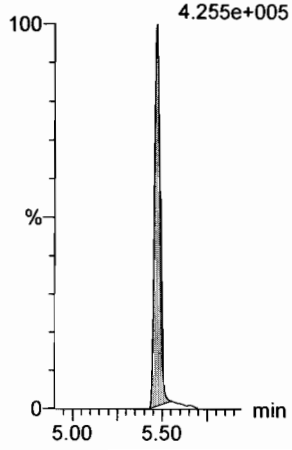

Vista Analytical Laboratory

Dataset: Untitled

Last Altered: Monday, March 05, 2018 12:20:57 Pacific Standard Time
Printed: Monday, March 05, 2018 12:21:13 Pacific Standard Time

Method: F:\Projects\PFAS.PRO\MethDB\PFAS_RS-2-5-18.mdb 06 Feb 2018 10:46:28
Calibration: 05 Mar 2018 12:20:56

Name: 180301M1_7, Date: 02-Mar-2018, Time: 01:49:10, ID: ST180301M1-6 PFC CS3 18B2317, Description: PFC CS3 18B2317

	# Name	ID	Area	%Rec	Area Out
1	1 13C4-PFBA	ST180301M1-6 PFC CS3 18B2317	6.94e3	100.0	NO
2	2 13C5-PFHxA	ST180301M1-6 PFC CS3 18B2317	1.19e4	100.0	NO
3	3 13C3-PFHxS	ST180301M1-6 PFC CS3 18B2317	3.18e3	100.0	NO
4	4 13C8-PFOA	ST180301M1-6 PFC CS3 18B2317	1.14e4	100.0	NO
5	5 13C9-PFNA	ST180301M1-6 PFC CS3 18B2317	1.03e4	100.0	NO
6	6 13C4-PFOS	ST180301M1-6 PFC CS3 18B2317	3.16e3	100.0	NO
7	7 13C6-PFDA	ST180301M1-6 PFC CS3 18B2317	1.35e4	100.0	NO
8	8 13C7-PFUdA	ST180301M1-6 PFC CS3 18B2317	1.36e4	100.0	NO

Name: 180301M1_8, Date: 02-Mar-2018, Time: 02:00:37, ID: ST180301M1-7 PFC CS4 18B2318, Description: PFC CS4 18B2318

	# Name	ID	Area	%Rec	Area Out
1	1 13C4-PFBA	ST180301M1-7 PFC CS4 18B2318	8.47e3	122.1	NO
2	2 13C5-PFHxA	ST180301M1-7 PFC CS4 18B2318	1.46e4	122.2	NO
3	3 13C3-PFHxS	ST180301M1-7 PFC CS4 18B2318	3.24e3	102.0	NO
4	4 13C8-PFOA	ST180301M1-7 PFC CS4 18B2318	1.21e4	106.8	NO
5	5 13C9-PFNA	ST180301M1-7 PFC CS4 18B2318	1.25e4	121.3	NO
6	6 13C4-PFOS	ST180301M1-7 PFC CS4 18B2318	3.43e3	108.6	NO
7	7 13C6-PFDA	ST180301M1-7 PFC CS4 18B2318	1.10e4	81.5	NO
8	8 13C7-PFUdA	ST180301M1-7 PFC CS4 18B2318	1.34e4	98.5	NO

Name: 180301M1_9, Date: 02-Mar-2018, Time: 02:12:06, ID: ST180301M1-8 PFC CS5 18B2319, Description: PFC CS5 18B2319

	# Name	ID	Area	%Rec	Area Out
1	1 13C4-PFBA	ST180301M1-8 PFC CS5 18B2319	8.55e3	123.3	NO
2	2 13C5-PFHxA	ST180301M1-8 PFC CS5 18B2319	1.26e4	105.2	NO
3	3 13C3-PFHxS	ST180301M1-8 PFC CS5 18B2319	2.89e3	91.0	NO
4	4 13C8-PFOA	ST180301M1-8 PFC CS5 18B2319	1.03e4	90.6	NO
5	5 13C9-PFNA	ST180301M1-8 PFC CS5 18B2319	1.13e4	109.7	NO
6	6 13C4-PFOS	ST180301M1-8 PFC CS5 18B2319	3.09e3	97.7	NO
7	7 13C6-PFDA	ST180301M1-8 PFC CS5 18B2319	1.28e4	94.9	NO
8	8 13C7-PFUdA	ST180301M1-8 PFC CS5 18B2319	1.40e4	102.3	NO

Name: 180301M1_10, Date: 02-Mar-2018, Time: 02:23:33, ID: ST180301M1-9 PFC CS6 18B2320, Description: PFC CS6 18B2320

	# Name	ID	Area	%Rec	Area Out
1	1 13C4-PFBA	ST180301M1-9 PFC CS6 18B2320	7.41e3	106.8	NO
2	2 13C5-PFHxA	ST180301M1-9 PFC CS6 18B2320	1.24e4	103.6	NO
3	3 13C3-PFHxS	ST180301M1-9 PFC CS6 18B2320	2.93e3	92.1	NO
4	4 13C8-PFOA	ST180301M1-9 PFC CS6 18B2320	1.14e4	100.5	NO
5	5 13C9-PFNA	ST180301M1-9 PFC CS6 18B2320	1.12e4	108.9	NO
6	6 13C4-PFOS	ST180301M1-9 PFC CS6 18B2320	2.92e3	92.5	NO
7	7 13C6-PFDA	ST180301M1-9 PFC CS6 18B2320	1.26e4	93.6	NO
8	8 13C7-PFUdA	ST180301M1-9 PFC CS6 18B2320	1.35e4	98.7	NO

Dataset: Untitled

Last Altered: Monday, March 05, 2018 12:20:57 Pacific Standard Time
Printed: Monday, March 05, 2018 12:21:13 Pacific Standard Time

Name: 180301M1_11, Date: 02-Mar-2018, Time: 02:35:03, ID: ST180301M1-10 PFC CS7 18B2321, Description: PFC CS7 18B2321

	#	Name	ID	Area	%Rec	Area Out
1	1	13C4-PFBA	ST180301M1-10 PFC CS7 18B2321	8.38e3	120.8	NO
2	2	13C5-PFHxA	ST180301M1-10 PFC CS7 18B2321	1.09e4	91.1	NO
3	3	13C3-PFHxS	ST180301M1-10 PFC CS7 18B2321	2.39e3	75.2	NO
4	4	13C8-PFOA	ST180301M1-10 PFC CS7 18B2321	9.63e3	84.6	NO
5	5	13C9-PFNA	ST180301M1-10 PFC CS7 18B2321	1.04e4	101.5	NO
6	6	13C4-PFOS	ST180301M1-10 PFC CS7 18B2321	2.52e3	79.7	NO
7	7	13C6-PFDA	ST180301M1-10 PFC CS7 18B2321	8.91e3	66.0	NO
8	8	13C7-PFUdA	ST180301M1-10 PFC CS7 18B2321	1.27e4	93.1	NO

Name: 180301M1_12, Date: 02-Mar-2018, Time: 02:46:32, ID: IPA, Description: IPA

	#	Name	ID	Area	%Rec	Area Out
1	1	13C4-PFBA	IPA			NO
2	2	13C5-PFHxA	IPA			NO
3	3	13C3-PFHxS	IPA			NO
4	4	13C8-PFOA	IPA			NO
5	5	13C9-PFNA	IPA			NO
6	6	13C4-PFOS	IPA			NO
7	7	13C6-PFDA	IPA			NO
8	8	13C7-PFUdA	IPA			NO

Name: 180301M1_13, Date: 02-Mar-2018, Time: 02:58:02, ID: ICV180301M1-1 PFC ICV 18B2311, Description: PFC ICV 18B2311

	#	Name	ID	Area	%Rec	Area Out
1	1	13C4-PFBA	ICV180301M1-1 PFC ICV 18B2311	8.13e3	117.2	NO
2	2	13C5-PFHxA	ICV180301M1-1 PFC ICV 18B2311	1.33e4	111.8	NO
3	3	13C3-PFHxS	ICV180301M1-1 PFC ICV 18B2311	3.21e3	101.0	NO
4	4	13C8-PFOA	ICV180301M1-1 PFC ICV 18B2311	1.12e4	98.8	NO
5	5	13C9-PFNA	ICV180301M1-1 PFC ICV 18B2311	1.17e4	114.0	NO
6	6	13C4-PFOS	ICV180301M1-1 PFC ICV 18B2311	2.99e3	94.5	NO
7	7	13C6-PFDA	ICV180301M1-1 PFC ICV 18B2311	1.38e4	102.3	NO
8	8	13C7-PFUdA	ICV180301M1-1 PFC ICV 18B2311	1.46e4	106.9	NO

Name: 180301M1_14, Date: 02-Mar-2018, Time: 03:09:32, ID: IPA, Description: IPA

	#	Name	ID	Area	%Rec	Area Out
1	1	13C4-PFBA	IPA			NO
2	2	13C5-PFHxA	IPA			NO
3	3	13C3-PFHxS	IPA			NO
4	4	13C8-PFOA	IPA			NO
5	5	13C9-PFNA	IPA			NO
6	6	13C4-PFOS	IPA			NO
7	7	13C6-PFDA	IPA			NO
8	8	13C7-PFUdA	IPA			NO

Dataset: Untitled

Last Altered: Monday, March 05, 2018 12:20:57 Pacific Standard Time
Printed: Monday, March 05, 2018 12:21:13 Pacific Standard Time

Name: 180301M1_15, Date: 02-Mar-2018, Time: 03:21:00, ID: 1800342-20 WI-AF-MW-200-0218 0.11976, Description: WI-AF-MW-200-0218

	# Name	ID	Area	%Rec	Area Out
1	1 13C4-PFBA	1800342-20 WI-AF-MW-200-0218 0.11...	9.97e3	143.8	NO
2	2 13C5-PFHxA	1800342-20 WI-AF-MW-200-0218 0.11...	1.10e4	91.9	NO
3	3 13C3-PFHxS	1800342-20 WI-AF-MW-200-0218 0.11...	2.73e3	85.7	NO
4	4 13C8-PFOA	1800342-20 WI-AF-MW-200-0218 0.11...	1.09e4	95.6	NO
5	5 13C9-PFNA	1800342-20 WI-AF-MW-200-0218 0.11...	1.25e4	121.7	NO
6	6 13C4-PFOS	1800342-20 WI-AF-MW-200-0218 0.11...	3.54e3	112.1	NO
7	7 13C6-PFDA	1800342-20 WI-AF-MW-200-0218 0.11...	1.40e4	103.7	NO
8	8 13C7-PFUdA	1800342-20 WI-AF-MW-200-0218 0.11...	1.28e4	93.5	NO

Name: 180301M1_16, Date: 02-Mar-2018, Time: 03:32:29, ID: 1800327-07 OF-FB44-0218 0.12118, Description: OF-FB44-0218

	# Name	ID	Area	%Rec	Area Out
1	1 13C4-PFBA	1800327-07 OF-FB44-0218 0.12118	8.61e3	124.2	NO
2	2 13C5-PFHxA	1800327-07 OF-FB44-0218 0.12118	9.28e3	77.7	NO
3	3 13C3-PFHxS	1800327-07 OF-FB44-0218 0.12118	2.46e3	77.4	NO
4	4 13C8-PFOA	1800327-07 OF-FB44-0218 0.12118	8.54e3	75.0	NO
5	5 13C9-PFNA	1800327-07 OF-FB44-0218 0.12118	9.91e3	96.5	NO
6	6 13C4-PFOS	1800327-07 OF-FB44-0218 0.12118	2.24e3	70.9	NO
7	7 13C6-PFDA	1800327-07 OF-FB44-0218 0.12118	9.57e3	70.9	NO
8	8 13C7-PFUdA	1800327-07 OF-FB44-0218 0.12118	1.05e4	77.0	NO

Name: 180301M1_17, Date: 02-Mar-2018, Time: 03:43:58, ID: 1800327-08 OF-RW59-0218 0.1103, Description: OF-RW59-0218

	# Name	ID	Area	%Rec	Area Out
1	1 13C4-PFBA	1800327-08 OF-RW59-0218 0.1103	8.02e3	115.6	NO
2	2 13C5-PFHxA	1800327-08 OF-RW59-0218 0.1103	9.43e3	79.0	NO
3	3 13C3-PFHxS	1800327-08 OF-RW59-0218 0.1103	2.07e3	65.2	NO
4	4 13C8-PFOA	1800327-08 OF-RW59-0218 0.1103	7.88e3	69.3	NO
5	5 13C9-PFNA	1800327-08 OF-RW59-0218 0.1103	7.19e3	70.0	NO
6	6 13C4-PFOS	1800327-08 OF-RW59-0218 0.1103	2.12e3	67.2	NO
7	7 13C6-PFDA	1800327-08 OF-RW59-0218 0.1103	8.06e3	59.7	NO
8	8 13C7-PFUdA	1800327-08 OF-RW59-0218 0.1103	1.10e4	80.4	NO

Name: 180301M1_18, Date: 02-Mar-2018, Time: 03:55:25, ID: 1800327-09 OF-FB59-0218 0.11633, Description: OF-FB59-0218

	# Name	ID	Area	%Rec	Area Out
1	1 13C4-PFBA	1800327-09 OF-FB59-0218 0.11633	8.43e3	121.6	NO
2	2 13C5-PFHxA	1800327-09 OF-FB59-0218 0.11633	9.43e3	79.0	NO
3	3 13C3-PFHxS	1800327-09 OF-FB59-0218 0.11633	2.27e3	71.4	NO
4	4 13C8-PFOA	1800327-09 OF-FB59-0218 0.11633	7.56e3	66.5	NO
5	5 13C9-PFNA	1800327-09 OF-FB59-0218 0.11633	9.46e3	92.1	NO
6	6 13C4-PFOS	1800327-09 OF-FB59-0218 0.11633	2.40e3	76.0	NO
7	7 13C6-PFDA	1800327-09 OF-FB59-0218 0.11633	8.62e3	63.8	NO
8	8 13C7-PFUdA	1800327-09 OF-FB59-0218 0.11633	1.04e4	76.0	NO

Dataset: Untitled

Last Altered: Monday, March 05, 2018 12:20:57 Pacific Standard Time
Printed: Monday, March 05, 2018 12:21:13 Pacific Standard Time

Name: 180301M1_19, Date: 02-Mar-2018, Time: 04:06:52, ID: 1800327-10 OF-RW03-0218 0.11147, Description: OF-RW03-0218

	#	Name	ID	Area	%Rec	Area Out
1	1	13C4-PFBA	1800327-10 OF-RW03-0218 0.11147	8.13e3	117.2	NO
2	2	13C5-PFHxA	1800327-10 OF-RW03-0218 0.11147	9.78e3	82.0	NO
3	3	13C3-PFHxS	1800327-10 OF-RW03-0218 0.11147	2.19e3	68.7	NO
4	4	13C8-PFOA	1800327-10 OF-RW03-0218 0.11147	7.69e3	67.6	NO
5	5	13C9-PFNA	1800327-10 OF-RW03-0218 0.11147	8.30e3	80.7	NO
6	6	13C4-PFOS	1800327-10 OF-RW03-0218 0.11147	2.36e3	74.6	NO
7	7	13C6-PFDA	1800327-10 OF-RW03-0218 0.11147	8.82e3	65.4	NO
8	8	13C7-PFUdA	1800327-10 OF-RW03-0218 0.11147	1.07e4	78.7	NO

Name: 180301M1_20, Date: 02-Mar-2018, Time: 04:18:19, ID: 1800327-11 OF-FB03-0218 0.11762, Description: OF-FB03-0218

	#	Name	ID	Area	%Rec	Area Out
1	1	13C4-PFBA	1800327-11 OF-FB03-0218 0.11762	7.87e3	113.5	NO
2	2	13C5-PFHxA	1800327-11 OF-FB03-0218 0.11762	8.93e3	74.8	NO
3	3	13C3-PFHxS	1800327-11 OF-FB03-0218 0.11762	2.24e3	70.4	NO
4	4	13C8-PFOA	1800327-11 OF-FB03-0218 0.11762	6.96e3	61.2	NO
5	5	13C9-PFNA	1800327-11 OF-FB03-0218 0.11762	7.84e3	76.2	NO
6	6	13C4-PFOS	1800327-11 OF-FB03-0218 0.11762	2.60e3	82.3	NO
7	7	13C6-PFDA	1800327-11 OF-FB03-0218 0.11762	8.26e3	61.2	NO
8	8	13C7-PFUdA	1800327-11 OF-FB03-0218 0.11762	1.15e4	84.6	NO

Name: 180301M1_21, Date: 02-Mar-2018, Time: 04:29:45, ID: 1800327-12 OF-RW37-0218 0.11621, Description: OF-RW37-0218

	#	Name	ID	Area	%Rec	Area Out
1	1	13C4-PFBA	1800327-12 OF-RW37-0218 0.11621	7.77e3	112.0	NO
2	2	13C5-PFHxA	1800327-12 OF-RW37-0218 0.11621	8.11e3	68.0	NO
3	3	13C3-PFHxS	1800327-12 OF-RW37-0218 0.11621	2.45e3	77.0	NO
4	4	13C8-PFOA	1800327-12 OF-RW37-0218 0.11621	8.07e3	70.9	NO
5	5	13C9-PFNA	1800327-12 OF-RW37-0218 0.11621	6.88e3	66.9	NO
6	6	13C4-PFOS	1800327-12 OF-RW37-0218 0.11621	2.33e3	73.7	NO
7	7	13C6-PFDA	1800327-12 OF-RW37-0218 0.11621	8.31e3	61.6	NO
8	8	13C7-PFUdA	1800327-12 OF-RW37-0218 0.11621	9.57e3	70.1	NO

Name: 180301M1_22, Date: 02-Mar-2018, Time: 04:41:15, ID: 1800327-13 OF-FB37-0218 0.1165, Description: OF-FB37-0218

	#	Name	ID	Area	%Rec	Area Out
1	1	13C4-PFBA	1800327-13 OF-FB37-0218 0.1165	9.35e3	134.8	NO
2	2	13C5-PFHxA	1800327-13 OF-FB37-0218 0.1165	9.96e3	83.4	NO
3	3	13C3-PFHxS	1800327-13 OF-FB37-0218 0.1165	2.71e3	85.3	NO
4	4	13C8-PFOA	1800327-13 OF-FB37-0218 0.1165	8.13e3	71.5	NO
5	5	13C9-PFNA	1800327-13 OF-FB37-0218 0.1165	9.91e3	96.4	NO
6	6	13C4-PFOS	1800327-13 OF-FB37-0218 0.1165	2.35e3	74.3	NO
7	7	13C6-PFDA	1800327-13 OF-FB37-0218 0.1165	9.57e3	70.9	NO
8	8	13C7-PFUdA	1800327-13 OF-FB37-0218 0.1165	1.08e4	79.5	NO

Dataset: Untitled

Last Altered: Monday, March 05, 2018 12:20:57 Pacific Standard Time
Printed: Monday, March 05, 2018 12:21:13 Pacific Standard Time

Name: 180301M1_23, Date: 02-Mar-2018, Time: 04:52:36, ID: B8B0131-BS1 OPR 0.125, Description: OPR

	# Name	ID	Area	%Rec	Area Out
1	1 13C4-PFBA	B8B0131-BS1 OPR 0.125	8.05e3	116.1	NO
2	2 13C5-PFHxA	B8B0131-BS1 OPR 0.125	8.94e3	74.9	NO
3	3 13C3-PFHxS	B8B0131-BS1 OPR 0.125	2.54e3	80.0	NO
4	4 13C8-PFOA	B8B0131-BS1 OPR 0.125	7.86e3	69.1	NO
5	5 13C9-PFNA	B8B0131-BS1 OPR 0.125	9.07e3	88.2	NO
6	6 13C4-PFOS	B8B0131-BS1 OPR 0.125	2.50e3	79.2	NO
7	7 13C6-PFDA	B8B0131-BS1 OPR 0.125	9.82e3	72.8	NO
8	8 13C7-PFUdA	B8B0131-BS1 OPR 0.125	1.31e4	95.7	NO

Name: 180301M1_24, Date: 02-Mar-2018, Time: 05:04:03, ID: B8B0131-BLK1 Method Blank 0.125, Description: Method Blank

	# Name	ID	Area	%Rec	Area Out
1	1 13C4-PFBA	B8B0131-BLK1 Method Blank 0.125	6.95e3	100.2	NO
2	2 13C5-PFHxA	B8B0131-BLK1 Method Blank 0.125	8.78e3	73.6	NO
3	3 13C3-PFHxS	B8B0131-BLK1 Method Blank 0.125	2.38e3	74.9	NO
4	4 13C8-PFOA	B8B0131-BLK1 Method Blank 0.125	8.38e3	73.6	NO
5	5 13C9-PFNA	B8B0131-BLK1 Method Blank 0.125	9.66e3	94.0	NO
6	6 13C4-PFOS	B8B0131-BLK1 Method Blank 0.125	2.34e3	73.9	NO
7	7 13C6-PFDA	B8B0131-BLK1 Method Blank 0.125	1.01e4	75.2	NO
8	8 13C7-PFUdA	B8B0131-BLK1 Method Blank 0.125	1.09e4	79.5	NO

Name: 180301M1_25, Date: 02-Mar-2018, Time: 05:15:33, ID: B8B0131-MS1 Matrix Spike 0.12126, Description: Matrix Spike

	# Name	ID	Area	%Rec	Area Out
1	1 13C4-PFBA	B8B0131-MS1 Matrix Spike 0.12126	4.34e3	62.6	NO
2	2 13C5-PFHxA	B8B0131-MS1 Matrix Spike 0.12126	4.65e3	38.9	YES
3	3 13C3-PFHxS	B8B0131-MS1 Matrix Spike 0.12126	2.45e3	77.1	NO
4	4 13C8-PFOA	B8B0131-MS1 Matrix Spike 0.12126	4.90e3	43.0	YES
5	5 13C9-PFNA	B8B0131-MS1 Matrix Spike 0.12126	5.73e3	55.8	NO
6	6 13C4-PFOS	B8B0131-MS1 Matrix Spike 0.12126	2.31e3	73.1	NO
7	7 13C6-PFDA	B8B0131-MS1 Matrix Spike 0.12126	7.46e3	55.2	NO
8	8 13C7-PFUdA	B8B0131-MS1 Matrix Spike 0.12126	8.49e3	62.2	NO

Name: 180301M1_26, Date: 02-Mar-2018, Time: 05:27:03, ID: B8B0131-MSD1 Matrix Spike Dup 0.11914, Description: Matrix Spike Dup

	# Name	ID	Area	%Rec	Area Out
1	1 13C4-PFBA	B8B0131-MSD1 Matrix Spike Dup 0.119...	5.44e3	78.4	NO
2	2 13C5-PFHxA	B8B0131-MSD1 Matrix Spike Dup 0.119...	6.28e3	52.6	NO
3	3 13C3-PFHxS	B8B0131-MSD1 Matrix Spike Dup 0.119...	2.24e3	70.5	NO
4	4 13C8-PFOA	B8B0131-MSD1 Matrix Spike Dup 0.119...	5.15e3	45.2	YES
5	5 13C9-PFNA	B8B0131-MSD1 Matrix Spike Dup 0.119...	6.93e3	67.4	NO
6	6 13C4-PFOS	B8B0131-MSD1 Matrix Spike Dup 0.119...	2.52e3	79.7	NO
7	7 13C6-PFDA	B8B0131-MSD1 Matrix Spike Dup 0.119...	8.23e3	61.0	NO
8	8 13C7-PFUdA	B8B0131-MSD1 Matrix Spike Dup 0.119...	1.01e4	74.1	NO

Dataset: Untitled

Last Altered: Monday, March 05, 2018 12:20:57 Pacific Standard Time
Printed: Monday, March 05, 2018 12:21:13 Pacific Standard Time

Name: 180301M1_27, Date: 02-Mar-2018, Time: 05:38:31, ID: 1800329-01 OF-RW59-INF01-0218 0.11462, Description: OF-RW59-INF01-0218

	#	Name	ID	Area	%Rec	Area Out
1	1	13C4-PFBA	1800329-01 OF-RW59-INF01-0218 0.1...	7.96e3	114.7	NO
2	2	13C5-PFHxA	1800329-01 OF-RW59-INF01-0218 0.1...	8.86e3	74.2	NO
3	3	13C3-PFHxS	1800329-01 OF-RW59-INF01-0218 0.1...	2.45e3	77.2	NO
4	4	13C8-PFOA	1800329-01 OF-RW59-INF01-0218 0.1...	8.24e3	72.4	NO
5	5	13C9-PFNA	1800329-01 OF-RW59-INF01-0218 0.1...	8.84e3	86.0	NO
6	6	13C4-PFOS	1800329-01 OF-RW59-INF01-0218 0.1...	2.30e3	72.9	NO
7	7	13C6-PFDA	1800329-01 OF-RW59-INF01-0218 0.1...	1.11e4	82.4	NO
8	8	13C7-PFUdA	1800329-01 OF-RW59-INF01-0218 0.1...	1.10e4	80.6	NO

Name: 180301M1_28, Date: 02-Mar-2018, Time: 05:50:02, ID: 1800329-02 OF-RW59-INF01P-0218 0.11789, Description: OF-RW59-INF01P-0218

	#	Name	ID	Area	%Rec	Area Out
1	1	13C4-PFBA	1800329-02 OF-RW59-INF01P-0218 0....	8.31e3	119.8	NO
2	2	13C5-PFHxA	1800329-02 OF-RW59-INF01P-0218 0....	1.00e4	83.7	NO
3	3	13C3-PFHxS	1800329-02 OF-RW59-INF01P-0218 0....	2.77e3	87.1	NO
4	4	13C8-PFOA	1800329-02 OF-RW59-INF01P-0218 0....	8.88e3	78.0	NO
5	5	13C9-PFNA	1800329-02 OF-RW59-INF01P-0218 0....	9.44e3	91.9	NO
6	6	13C4-PFOS	1800329-02 OF-RW59-INF01P-0218 0....	3.10e3	98.2	NO
7	7	13C6-PFDA	1800329-02 OF-RW59-INF01P-0218 0....	1.14e4	84.2	NO
8	8	13C7-PFUdA	1800329-02 OF-RW59-INF01P-0218 0....	1.12e4	82.4	NO

Name: 180301M1_29, Date: 02-Mar-2018, Time: 06:01:31, ID: 1800329-03 OF-RW59-MID01-0218 0.11984, Description: OF-RW59-MID01-0218

	#	Name	ID	Area	%Rec	Area Out
1	1	13C4-PFBA	1800329-03 OF-RW59-MID01-0218 0.1...	6.90e3	99.5	NO
2	2	13C5-PFHxA	1800329-03 OF-RW59-MID01-0218 0.1...	8.72e3	73.1	NO
3	3	13C3-PFHxS	1800329-03 OF-RW59-MID01-0218 0.1...	2.15e3	67.7	NO
4	4	13C8-PFOA	1800329-03 OF-RW59-MID01-0218 0.1...	7.91e3	69.5	NO
5	5	13C9-PFNA	1800329-03 OF-RW59-MID01-0218 0.1...	7.82e3	76.1	NO
6	6	13C4-PFOS	1800329-03 OF-RW59-MID01-0218 0.1...	2.30e3	72.9	NO
7	7	13C6-PFDA	1800329-03 OF-RW59-MID01-0218 0.1...	8.00e3	59.3	NO
8	8	13C7-PFUdA	1800329-03 OF-RW59-MID01-0218 0.1...	1.16e4	85.2	NO

Name: 180301M1_30, Date: 02-Mar-2018, Time: 06:13:01, ID: 1800329-04 OF-RW59-EFF01-0218 0.1216, Description: OF-RW59-EFF01-0218

	#	Name	ID	Area	%Rec	Area Out
1	1	13C4-PFBA	1800329-04 OF-RW59-EFF01-0218 0.1...	8.19e3	118.1	NO
2	2	13C5-PFHxA	1800329-04 OF-RW59-EFF01-0218 0.1...	9.39e3	78.7	NO
3	3	13C3-PFHxS	1800329-04 OF-RW59-EFF01-0218 0.1...	2.36e3	74.3	NO
4	4	13C8-PFOA	1800329-04 OF-RW59-EFF01-0218 0.1...	7.81e3	68.6	NO
5	5	13C9-PFNA	1800329-04 OF-RW59-EFF01-0218 0.1...	9.95e3	96.8	NO
6	6	13C4-PFOS	1800329-04 OF-RW59-EFF01-0218 0.1...	2.18e3	68.9	NO
7	7	13C6-PFDA	1800329-04 OF-RW59-EFF01-0218 0.1...	9.44e3	69.9	NO
8	8	13C7-PFUdA	1800329-04 OF-RW59-EFF01-0218 0.1...	1.18e4	86.4	NO

Dataset: Untitled

Last Altered: Monday, March 05, 2018 12:20:57 Pacific Standard Time
Printed: Monday, March 05, 2018 12:21:13 Pacific Standard Time

Name: 180301M1_31, Date: 02-Mar-2018, Time: 06:24:29, ID: 1800329-05 OF-RW59-FB01-0218 0.11314, Description: OF-RW59-FB01-0218

	#	Name	ID	Area	%Rec	Area Out
1	1	13C4-PFBA	1800329-05 OF-RW59-FB01-0218 0.11...	6.75e3	97.4	NO
2	2	13C5-PFHxA	1800329-05 OF-RW59-FB01-0218 0.11...	8.01e3	67.1	NO
3	3	13C3-PFHxS	1800329-05 OF-RW59-FB01-0218 0.11...	2.30e3	72.3	NO
4	4	13C8-PFOA	1800329-05 OF-RW59-FB01-0218 0.11...	7.35e3	64.6	NO
5	5	13C9-PFNA	1800329-05 OF-RW59-FB01-0218 0.11...	8.06e3	78.4	NO
6	6	13C4-PFOS	1800329-05 OF-RW59-FB01-0218 0.11...	2.53e3	80.1	NO
7	7	13C6-PFDA	1800329-05 OF-RW59-FB01-0218 0.11...	8.25e3	61.1	NO
8	8	13C7-PFUdA	1800329-05 OF-RW59-FB01-0218 0.11...	9.95e3	72.9	NO

Name: 180301M1_32, Date: 02-Mar-2018, Time: 06:35:56, ID: 1800329-06 OF-RW08-INF01-0218 0.12179, Description: OF-RW08-INF01-0218

	#	Name	ID	Area	%Rec	Area Out
1	1	13C4-PFBA	1800329-06 OF-RW08-INF01-0218 0.1...	7.86e3	113.3	NO
2	2	13C5-PFHxA	1800329-06 OF-RW08-INF01-0218 0.1...	8.93e3	74.8	NO
3	3	13C3-PFHxS	1800329-06 OF-RW08-INF01-0218 0.1...	2.36e3	74.3	NO
4	4	13C8-PFOA	1800329-06 OF-RW08-INF01-0218 0.1...	7.96e3	70.0	NO
5	5	13C9-PFNA	1800329-06 OF-RW08-INF01-0218 0.1...	9.43e3	91.7	NO
6	6	13C4-PFOS	1800329-06 OF-RW08-INF01-0218 0.1...	2.40e3	76.1	NO
7	7	13C6-PFDA	1800329-06 OF-RW08-INF01-0218 0.1...	9.57e3	70.9	NO
8	8	13C7-PFUdA	1800329-06 OF-RW08-INF01-0218 0.1...	1.20e4	87.8	NO

Name: 180301M1_33, Date: 02-Mar-2018, Time: 06:47:18, ID: 1800329-07 OF-RW08-MID01-0218 0.10892, Description: OF-RW08-MID01-0218

	#	Name	ID	Area	%Rec	Area Out
1	1	13C4-PFBA	1800329-07 OF-RW08-MID01-0218 0.1...	4.89e3	70.5	NO
2	2	13C5-PFHxA	1800329-07 OF-RW08-MID01-0218 0.1...	5.43e3	45.4	YES
3	3	13C3-PFHxS	1800329-07 OF-RW08-MID01-0218 0.1...	2.28e3	71.7	NO
4	4	13C8-PFOA	1800329-07 OF-RW08-MID01-0218 0.1...	4.75e3	41.7	YES
5	5	13C9-PFNA	1800329-07 OF-RW08-MID01-0218 0.1...	6.54e3	63.7	NO
6	6	13C4-PFOS	1800329-07 OF-RW08-MID01-0218 0.1...	2.63e3	83.1	NO
7	7	13C6-PFDA	1800329-07 OF-RW08-MID01-0218 0.1...	6.81e3	50.5	NO
8	8	13C7-PFUdA	1800329-07 OF-RW08-MID01-0218 0.1...	8.34e3	61.1	NO

Name: 180301M1_34, Date: 02-Mar-2018, Time: 06:58:45, ID: IPA, Description: IPA

	#	Name	ID	Area	%Rec	Area Out
1	1	13C4-PFBA	IPA			NO
2	2	13C5-PFHxA	IPA			NO
3	3	13C3-PFHxS	IPA			NO
4	4	13C8-PFOA	IPA			NO
5	5	13C9-PFNA	IPA			NO
6	6	13C4-PFOS	IPA			NO
7	7	13C6-PFDA	IPA			NO
8	8	13C7-PFUdA	IPA			NO

Dataset: Untitled

Last Altered: Monday, March 05, 2018 12:20:57 Pacific Standard Time
Printed: Monday, March 05, 2018 12:21:13 Pacific Standard Time

Name: 180301M1_35, Date: 02-Mar-2018, Time: 07:10:14, ID: ST180301M1-11 PFC CS3 18B2317, Description: PFC CS3 18B2317

	#	Name	ID	Area	%Rec	Area Out
1	1	13C4-PFBA	ST180301M1-11 PFC CS3 18B2317	7.31e3	105.4	NO
2	2	13C5-PFHxA	ST180301M1-11 PFC CS3 18B2317	1.51e4	126.3	NO
3	3	13C3-PFHxS	ST180301M1-11 PFC CS3 18B2317	3.09e3	97.2	NO
4	4	13C8-PFOA	ST180301M1-11 PFC CS3 18B2317	1.06e4	93.2	NO
5	5	13C9-PFNA	ST180301M1-11 PFC CS3 18B2317	1.14e4	111.4	NO
6	6	13C4-PFOS	ST180301M1-11 PFC CS3 18B2317	3.29e3	104.1	NO
7	7	13C6-PFDA	ST180301M1-11 PFC CS3 18B2317	1.48e4	109.8	NO
8	8	13C7-PFUdA	ST180301M1-11 PFC CS3 18B2317	1.59e4	116.5	NO

Name: 180301M1_36, Date: 02-Mar-2018, Time: 07:21:44, ID: IPA, Description: IPA

	#	Name	ID	Area	%Rec	Area Out
1	1	13C4-PFBA	IPA			NO
2	2	13C5-PFHxA	IPA			NO
3	3	13C3-PFHxS	IPA			NO
4	4	13C8-PFOA	IPA			NO
5	5	13C9-PFNA	IPA			NO
6	6	13C4-PFOS	IPA			NO
7	7	13C6-PFDA	IPA			NO
8	8	13C7-PFUdA	IPA			NO

Name: 180301M1_37, Date: 02-Mar-2018, Time: 07:33:13, ID: 1800329-08 OF-RW08-EFF01-0218 0.12262, Description: OF-RW08-EFF01-0218

	#	Name	ID	Area	%Rec	Area Out
1	1	13C4-PFBA	1800329-08 OF-RW08-EFF01-0218 0.1...	5.11e3	73.7	NO
2	2	13C5-PFHxA	1800329-08 OF-RW08-EFF01-0218 0.1...	6.30e3	52.8	NO
3	3	13C3-PFHxS	1800329-08 OF-RW08-EFF01-0218 0.1...	2.25e3	70.8	NO
4	4	13C8-PFOA	1800329-08 OF-RW08-EFF01-0218 0.1...	5.18e3	45.6	YES
5	5	13C9-PFNA	1800329-08 OF-RW08-EFF01-0218 0.1...	6.89e3	67.0	NO
6	6	13C4-PFOS	1800329-08 OF-RW08-EFF01-0218 0.1...	2.39e3	75.6	NO
7	7	13C6-PFDA	1800329-08 OF-RW08-EFF01-0218 0.1...	6.69e3	49.6	YES
8	8	13C7-PFUdA	1800329-08 OF-RW08-EFF01-0218 0.1...	9.47e3	69.4	NO

Name: 180301M1_38, Date: 02-Mar-2018, Time: 07:44:43, ID: 1800329-09 OF-RW08-FB01-0218 0.12173, Description: OF-RW08-FB01-0218

	#	Name	ID	Area	%Rec	Area Out
1	1	13C4-PFBA	1800329-09 OF-RW08-FB01-0218 0.12...	7.63e3	110.0	NO
2	2	13C5-PFHxA	1800329-09 OF-RW08-FB01-0218 0.12...	8.73e3	73.1	NO
3	3	13C3-PFHxS	1800329-09 OF-RW08-FB01-0218 0.12...	2.39e3	75.2	NO
4	4	13C8-PFOA	1800329-09 OF-RW08-FB01-0218 0.12...	7.42e3	65.2	NO
5	5	13C9-PFNA	1800329-09 OF-RW08-FB01-0218 0.12...	8.25e3	80.2	NO
6	6	13C4-PFOS	1800329-09 OF-RW08-FB01-0218 0.12...	2.18e3	68.9	NO
7	7	13C6-PFDA	1800329-09 OF-RW08-FB01-0218 0.12...	9.54e3	70.7	NO
8	8	13C7-PFUdA	1800329-09 OF-RW08-FB01-0218 0.12...	1.04e4	76.2	NO

Dataset: Untitled

Last Altered: Monday, March 05, 2018 12:20:57 Pacific Standard Time
Printed: Monday, March 05, 2018 12:21:13 Pacific Standard Time

Name: 180301M1_39, Date: 02-Mar-2018, Time: 07:56:13, ID: 1800329-10 OF-RW63-INF01-0218 0.11237, Description: OF-RW63-INF01-0218

	#	Name	ID	Area	%Rec	Area Out
1	1	13C4-PFBA	1800329-10 OF-RW63-INF01-0218 0.1...	6.46e3	93.1	NO
2	2	13C5-PFHxA	1800329-10 OF-RW63-INF01-0218 0.1...	7.72e3	64.6	NO
3	3	13C3-PFHxS	1800329-10 OF-RW63-INF01-0218 0.1...	2.26e3	71.1	NO
4	4	13C8-PFOA	1800329-10 OF-RW63-INF01-0218 0.1...	6.83e3	60.0	NO
5	5	13C9-PFNA	1800329-10 OF-RW63-INF01-0218 0.1...	9.23e3	89.8	NO
6	6	13C4-PFOS	1800329-10 OF-RW63-INF01-0218 0.1...	2.78e3	88.0	NO
7	7	13C6-PFDA	1800329-10 OF-RW63-INF01-0218 0.1...	9.38e3	69.5	NO
8	8	13C7-PFUdA	1800329-10 OF-RW63-INF01-0218 0.1...	9.04e3	66.3	NO

Name: 180301M1_40, Date: 02-Mar-2018, Time: 08:07:43, ID: 1800329-11 OF-RW63-MID01-0218 0.11515, Description: OF-RW63-MID01-0218

	#	Name	ID	Area	%Rec	Area Out
1	1	13C4-PFBA	1800329-11 OF-RW63-MID01-0218 0.1...	6.09e3	87.9	NO
2	2	13C5-PFHxA	1800329-11 OF-RW63-MID01-0218 0.1...	7.40e3	62.0	NO
3	3	13C3-PFHxS	1800329-11 OF-RW63-MID01-0218 0.1...	2.78e3	87.5	NO
4	4	13C8-PFOA	1800329-11 OF-RW63-MID01-0218 0.1...	7.55e3	66.3	NO
5	5	13C9-PFNA	1800329-11 OF-RW63-MID01-0218 0.1...	7.48e3	72.8	NO
6	6	13C4-PFOS	1800329-11 OF-RW63-MID01-0218 0.1...	2.96e3	93.5	NO
7	7	13C6-PFDA	1800329-11 OF-RW63-MID01-0218 0.1...	8.01e3	59.3	NO
8	8	13C7-PFUdA	1800329-11 OF-RW63-MID01-0218 0.1...	9.85e3	72.2	NO

Name: 180301M1_41, Date: 02-Mar-2018, Time: 08:19:12, ID: 1800329-12 OF-RW63-EFF01-0218 0.12129, Description: OF-RW63-EFF01-0218

	#	Name	ID	Area	%Rec	Area Out
1	1	13C4-PFBA	1800329-12 OF-RW63-EFF01-0218 0.1...	6.68e3	96.4	NO
2	2	13C5-PFHxA	1800329-12 OF-RW63-EFF01-0218 0.1...	8.79e3	73.6	NO
3	3	13C3-PFHxS	1800329-12 OF-RW63-EFF01-0218 0.1...	2.75e3	86.5	NO
4	4	13C8-PFOA	1800329-12 OF-RW63-EFF01-0218 0.1...	8.54e3	75.1	NO
5	5	13C9-PFNA	1800329-12 OF-RW63-EFF01-0218 0.1...	7.98e3	77.7	NO
6	6	13C4-PFOS	1800329-12 OF-RW63-EFF01-0218 0.1...	2.83e3	89.4	NO
7	7	13C6-PFDA	1800329-12 OF-RW63-EFF01-0218 0.1...	1.03e4	76.3	NO
8	8	13C7-PFUdA	1800329-12 OF-RW63-EFF01-0218 0.1...	8.96e3	65.6	NO

Name: 180301M1_42, Date: 02-Mar-2018, Time: 08:30:41, ID: 1800329-13 OF-RW63-FB01-0218 0.12066, Description: OF-RW63-FB01-0218

	#	Name	ID	Area	%Rec	Area Out
1	1	13C4-PFBA	1800329-13 OF-RW63-FB01-0218 0.12...	8.25e3	118.9	NO
2	2	13C5-PFHxA	1800329-13 OF-RW63-FB01-0218 0.12...	9.85e3	82.5	NO
3	3	13C3-PFHxS	1800329-13 OF-RW63-FB01-0218 0.12...	2.54e3	80.0	NO
4	4	13C8-PFOA	1800329-13 OF-RW63-FB01-0218 0.12...	8.82e3	77.5	NO
5	5	13C9-PFNA	1800329-13 OF-RW63-FB01-0218 0.12...	9.68e3	94.2	NO
6	6	13C4-PFOS	1800329-13 OF-RW63-FB01-0218 0.12...	2.56e3	81.1	NO
7	7	13C6-PFDA	1800329-13 OF-RW63-FB01-0218 0.12...	1.14e4	84.8	NO
8	8	13C7-PFUdA	1800329-13 OF-RW63-FB01-0218 0.12...	1.13e4	82.9	NO

Dataset: Untitled

Last Altered: Monday, March 05, 2018 12:20:57 Pacific Standard Time
Printed: Monday, March 05, 2018 12:21:13 Pacific Standard Time

Name: 180301M1_43, Date: 02-Mar-2018, Time: 08:42:11, ID: 1800329-14 OF-RW44-INF01-0218 0.11484, Description: OF-RW44-INF01-0218

	#	Name	ID	Area	%Rec	Area Out
1	1	13C4-PFBA	1800329-14 OF-RW44-INF01-0218 0.1...	8.61e3	124.2	NO
2	2	13C5-PFHxA	1800329-14 OF-RW44-INF01-0218 0.1...	9.76e3	81.7	NO
3	3	13C3-PFHxS	1800329-14 OF-RW44-INF01-0218 0.1...	2.44e3	76.7	NO
4	4	13C8-PFOA	1800329-14 OF-RW44-INF01-0218 0.1...	8.69e3	76.4	NO
5	5	13C9-PFNA	1800329-14 OF-RW44-INF01-0218 0.1...	8.53e3	83.0	NO
6	6	13C4-PFOS	1800329-14 OF-RW44-INF01-0218 0.1...	2.83e3	89.7	NO
7	7	13C6-PFDA	1800329-14 OF-RW44-INF01-0218 0.1...	7.92e3	58.7	NO
8	8	13C7-PFUdA	1800329-14 OF-RW44-INF01-0218 0.1...	9.56e3	70.0	NO

Name: 180301M1_44, Date: 02-Mar-2018, Time: 08:53:41, ID: 1800329-15 OF-RW44-MID01-0218 0.12094, Description: OF-RW44-MID01-0218

	#	Name	ID	Area	%Rec	Area Out
1	1	13C4-PFBA	1800329-15 OF-RW44-MID01-0218 0.1...	6.49e3	93.6	NO
2	2	13C5-PFHxA	1800329-15 OF-RW44-MID01-0218 0.1...	8.68e3	72.7	NO
3	3	13C3-PFHxS	1800329-15 OF-RW44-MID01-0218 0.1...	2.21e3	69.4	NO
4	4	13C8-PFOA	1800329-15 OF-RW44-MID01-0218 0.1...	7.76e3	68.2	NO
5	5	13C9-PFNA	1800329-15 OF-RW44-MID01-0218 0.1...	8.61e3	83.7	NO
6	6	13C4-PFOS	1800329-15 OF-RW44-MID01-0218 0.1...	2.54e3	80.3	NO
7	7	13C6-PFDA	1800329-15 OF-RW44-MID01-0218 0.1...	8.90e3	65.9	NO
8	8	13C7-PFUdA	1800329-15 OF-RW44-MID01-0218 0.1...	1.10e4	80.5	NO

Name: 180301M1_45, Date: 02-Mar-2018, Time: 09:05:10, ID: 1800329-16 OF-RW44-EFF01-0218 0.11743, Description: OF-RW44-EFF01-0218

	#	Name	ID	Area	%Rec	Area Out
1	1	13C4-PFBA	1800329-16 OF-RW44-EFF01-0218 0.1...	7.52e3	108.4	NO
2	2	13C5-PFHxA	1800329-16 OF-RW44-EFF01-0218 0.1...	8.83e3	74.0	NO
3	3	13C3-PFHxS	1800329-16 OF-RW44-EFF01-0218 0.1...	2.05e3	64.5	NO
4	4	13C8-PFOA	1800329-16 OF-RW44-EFF01-0218 0.1...	8.64e3	75.9	NO
5	5	13C9-PFNA	1800329-16 OF-RW44-EFF01-0218 0.1...	9.21e3	89.7	NO
6	6	13C4-PFOS	1800329-16 OF-RW44-EFF01-0218 0.1...	2.40e3	76.0	NO
7	7	13C6-PFDA	1800329-16 OF-RW44-EFF01-0218 0.1...	9.24e3	68.4	NO
8	8	13C7-PFUdA	1800329-16 OF-RW44-EFF01-0218 0.1...	1.23e4	90.0	NO

Name: 180301M1_46, Date: 02-Mar-2018, Time: 09:16:31, ID: 1800329-17 OF-RW44-FB01-0218 0.12155, Description: OF-RW44-FB01-0218

	#	Name	ID	Area	%Rec	Area Out
1	1	13C4-PFBA	1800329-17 OF-RW44-FB01-0218 0.12...	8.14e3	117.4	NO
2	2	13C5-PFHxA	1800329-17 OF-RW44-FB01-0218 0.12...	9.37e3	78.5	NO
3	3	13C3-PFHxS	1800329-17 OF-RW44-FB01-0218 0.12...	2.42e3	76.2	NO
4	4	13C8-PFOA	1800329-17 OF-RW44-FB01-0218 0.12...	8.52e3	74.9	NO
5	5	13C9-PFNA	1800329-17 OF-RW44-FB01-0218 0.12...	1.00e4	97.7	NO
6	6	13C4-PFOS	1800329-17 OF-RW44-FB01-0218 0.12...	2.35e3	74.3	NO
7	7	13C6-PFDA	1800329-17 OF-RW44-FB01-0218 0.12...	9.62e3	71.2	NO
8	8	13C7-PFUdA	1800329-17 OF-RW44-FB01-0218 0.12...	1.17e4	85.7	NO

Dataset: Untitled

Last Altered: Monday, March 05, 2018 12:20:57 Pacific Standard Time
Printed: Monday, March 05, 2018 12:21:13 Pacific Standard Time

Name: 180301M1_47, Date: 02-Mar-2018, Time: 09:27:58, ID: 1800329-18 OF-RW42B-INF01-0218 0.11569, Description: OF-RW42B-INF01-0218

	#	Name	ID	Area	%Rec	Area Out
1	1	13C4-PFBA	1800329-18 OF-RW42B-INF01-0218 0....	7.34e3	105.9	NO
2	2	13C5-PFHxA	1800329-18 OF-RW42B-INF01-0218 0....	8.89e3	74.5	NO
3	3	13C3-PFHxS	1800329-18 OF-RW42B-INF01-0218 0....	2.30e3	72.4	NO
4	4	13C8-PFOA	1800329-18 OF-RW42B-INF01-0218 0....	8.75e3	76.9	NO
5	5	13C9-PFNA	1800329-18 OF-RW42B-INF01-0218 0....	7.81e3	76.0	NO
6	6	13C4-PFOS	1800329-18 OF-RW42B-INF01-0218 0....	2.68e3	84.7	NO
7	7	13C6-PFDA	1800329-18 OF-RW42B-INF01-0218 0....	9.14e3	67.7	NO
8	8	13C7-PFUdA	1800329-18 OF-RW42B-INF01-0218 0....	1.11e4	81.6	NO

Name: 180301M1_48, Date: 02-Mar-2018, Time: 09:39:25, ID: B8B0122-BS1 OPR 0.125, Description: OPR

	#	Name	ID	Area	%Rec	Area Out
1	1	13C4-PFBA	B8B0122-BS1 OPR 0.125	6.45e3	93.0	NO
2	2	13C5-PFHxA	B8B0122-BS1 OPR 0.125	8.54e3	71.5	NO
3	3	13C3-PFHxS	B8B0122-BS1 OPR 0.125	2.42e3	76.2	NO
4	4	13C8-PFOA	B8B0122-BS1 OPR 0.125	7.78e3	68.3	NO
5	5	13C9-PFNA	B8B0122-BS1 OPR 0.125	9.01e3	87.7	NO
6	6	13C4-PFOS	B8B0122-BS1 OPR 0.125	2.70e3	85.6	NO
7	7	13C6-PFDA	B8B0122-BS1 OPR 0.125	1.07e4	79.0	NO
8	8	13C7-PFUdA	B8B0122-BS1 OPR 0.125	1.19e4	87.2	NO

Name: 180301M1_49, Date: 02-Mar-2018, Time: 09:50:55, ID: B8B0122-BSD1 LCSD 0.125, Description: LCSD

	#	Name	ID	Area	%Rec	Area Out
1	1	13C4-PFBA	B8B0122-BSD1 LCSD 0.125	5.50e3	79.3	NO
2	2	13C5-PFHxA	B8B0122-BSD1 LCSD 0.125	6.88e3	57.7	NO
3	3	13C3-PFHxS	B8B0122-BSD1 LCSD 0.125	2.47e3	77.7	NO
4	4	13C8-PFOA	B8B0122-BSD1 LCSD 0.125	7.07e3	62.2	NO
5	5	13C9-PFNA	B8B0122-BSD1 LCSD 0.125	7.97e3	77.5	NO
6	6	13C4-PFOS	B8B0122-BSD1 LCSD 0.125	2.37e3	75.1	NO
7	7	13C6-PFDA	B8B0122-BSD1 LCSD 0.125	9.24e3	68.4	NO
8	8	13C7-PFUdA	B8B0122-BSD1 LCSD 0.125	1.07e4	78.1	NO

Name: 180301M1_50, Date: 02-Mar-2018, Time: 10:02:24, ID: B8B0122-BLK1 Method Blank 0.125, Description: Method Blank

	#	Name	ID	Area	%Rec	Area Out
1	1	13C4-PFBA	B8B0122-BLK1 Method Blank 0.125	7.29e3	105.1	NO
2	2	13C5-PFHxA	B8B0122-BLK1 Method Blank 0.125	8.85e3	74.1	NO
3	3	13C3-PFHxS	B8B0122-BLK1 Method Blank 0.125	2.70e3	84.9	NO
4	4	13C8-PFOA	B8B0122-BLK1 Method Blank 0.125	6.90e3	60.6	NO
5	5	13C9-PFNA	B8B0122-BLK1 Method Blank 0.125	7.78e3	75.7	NO
6	6	13C4-PFOS	B8B0122-BLK1 Method Blank 0.125	2.88e3	91.0	NO
7	7	13C6-PFDA	B8B0122-BLK1 Method Blank 0.125	1.07e4	79.3	NO
8	8	13C7-PFUdA	B8B0122-BLK1 Method Blank 0.125	1.30e4	95.0	NO

Dataset: Untitled

Last Altered: Monday, March 05, 2018 12:20:57 Pacific Standard Time
Printed: Monday, March 05, 2018 12:21:13 Pacific Standard Time

Name: 180301M1_51, Date: 02-Mar-2018, Time: 10:13:54, ID: 1800323-01 OF-RW83-0218 0.11418, Description: OF-RW83-0218

	#	Name	ID	Area	%Rec	Area Out
1	1	13C4-PFBA	1800323-01 OF-RW83-0218 0.11418	3.43e3	49.5	YES
2	2	13C5-PFHxA	1800323-01 OF-RW83-0218 0.11418	5.72e3	47.9	YES
3	3	13C3-PFHxS	1800323-01 OF-RW83-0218 0.11418	2.50e3	78.7	NO
4	4	13C8-PFOA	1800323-01 OF-RW83-0218 0.11418	6.26e3	55.0	NO
5	5	13C9-PFNA	1800323-01 OF-RW83-0218 0.11418	7.34e3	71.4	NO
6	6	13C4-PFOS	1800323-01 OF-RW83-0218 0.11418	2.45e3	77.6	NO
7	7	13C6-PFDA	1800323-01 OF-RW83-0218 0.11418	7.97e3	59.0	NO
8	8	13C7-PFUdA	1800323-01 OF-RW83-0218 0.11418	1.07e4	78.3	NO

Name: 180301M1_52, Date: 02-Mar-2018, Time: 10:25:24, ID: 1800323-02 OF-FB83-0218 0.11591, Description: OF-FB83-0218

	#	Name	ID	Area	%Rec	Area Out
1	1	13C4-PFBA	1800323-02 OF-FB83-0218 0.11591	7.24e3	104.4	NO
2	2	13C5-PFHxA	1800323-02 OF-FB83-0218 0.11591	9.49e3	79.5	NO
3	3	13C3-PFHxS	1800323-02 OF-FB83-0218 0.11591	2.88e3	90.6	NO
4	4	13C8-PFOA	1800323-02 OF-FB83-0218 0.11591	8.29e3	72.9	NO
5	5	13C9-PFNA	1800323-02 OF-FB83-0218 0.11591	9.39e3	91.4	NO
6	6	13C4-PFOS	1800323-02 OF-FB83-0218 0.11591	3.14e3	99.4	NO
7	7	13C6-PFDA	1800323-02 OF-FB83-0218 0.11591	1.10e4	81.8	NO
8	8	13C7-PFUdA	1800323-02 OF-FB83-0218 0.11591	1.30e4	95.1	NO

Name: 180301M1_53, Date: 02-Mar-2018, Time: 10:36:53, ID: 1800323-03 OF-RW38-0218 0.11407, Description: OF-RW38-0218

	#	Name	ID	Area	%Rec	Area Out
1	1	13C4-PFBA	1800323-03 OF-RW38-0218 0.11407	7.33e3	105.7	NO
2	2	13C5-PFHxA	1800323-03 OF-RW38-0218 0.11407	9.25e3	77.5	NO
3	3	13C3-PFHxS	1800323-03 OF-RW38-0218 0.11407	2.78e3	87.5	NO
4	4	13C8-PFOA	1800323-03 OF-RW38-0218 0.11407	7.87e3	69.1	NO
5	5	13C9-PFNA	1800323-03 OF-RW38-0218 0.11407	8.07e3	78.5	NO
6	6	13C4-PFOS	1800323-03 OF-RW38-0218 0.11407	2.24e3	71.0	NO
7	7	13C6-PFDA	1800323-03 OF-RW38-0218 0.11407	9.95e3	73.7	NO
8	8	13C7-PFUdA	1800323-03 OF-RW38-0218 0.11407	1.14e4	83.9	NO

Name: 180301M1_54, Date: 02-Mar-2018, Time: 10:48:23, ID: IPA, Description: IPA

	#	Name	ID	Area	%Rec	Area Out
1	1	13C4-PFBA	IPA			NO
2	2	13C5-PFHxA	IPA			NO
3	3	13C3-PFHxS	IPA			NO
4	4	13C8-PFOA	IPA			NO
5	5	13C9-PFNA	IPA			NO
6	6	13C4-PFOS	IPA			NO
7	7	13C6-PFDA	IPA			NO
8	8	13C7-PFUdA	IPA			NO

Dataset: Untitled

Last Altered: Monday, March 05, 2018 12:20:57 Pacific Standard Time
Printed: Monday, March 05, 2018 12:21:13 Pacific Standard Time

Name: 180301M1_55, Date: 02-Mar-2018, Time: 10:59:50, ID: ST180301M1-12 PFC CS3 18B2317, Description: PFC CS3 18B2317

	#	Name	ID	Area	%Rec	Area Out
1	1	13C4-PFBA	ST180301M1-12 PFC CS3 18B2317	7.56e3	109.0	NO
2	2	13C5-PFHxA	ST180301M1-12 PFC CS3 18B2317	1.32e4	110.5	NO
3	3	13C3-PFHxS	ST180301M1-12 PFC CS3 18B2317	3.19e3	100.3	NO
4	4	13C8-PFOA	ST180301M1-12 PFC CS3 18B2317	1.12e4	98.4	NO
5	5	13C9-PFNA	ST180301M1-12 PFC CS3 18B2317	1.24e4	120.5	NO
6	6	13C4-PFOS	ST180301M1-12 PFC CS3 18B2317	3.19e3	101.1	NO
7	7	13C6-PFDA	ST180301M1-12 PFC CS3 18B2317	1.42e4	105.3	NO
8	8	13C7-PFUdA	ST180301M1-12 PFC CS3 18B2317	1.50e4	109.6	NO

Name: 180301M1_56, Date: 02-Mar-2018, Time: 11:11:20, ID: IPA, Description: IPA

	#	Name	ID	Area	%Rec	Area Out
1	1	13C4-PFBA	IPA			NO
2	2	13C5-PFHxA	IPA			NO
3	3	13C3-PFHxS	IPA			NO
4	4	13C8-PFOA	IPA			NO
5	5	13C9-PFNA	IPA			NO
6	6	13C4-PFOS	IPA			NO
7	7	13C6-PFDA	IPA			NO
8	8	13C7-PFUdA	IPA			NO

Name: 180301M1_57, Date: 02-Mar-2018, Time: 11:22:49, ID: 1800323-04 OF-FB38-0218 0.11688, Description: OF-FB38-0218

	#	Name	ID	Area	%Rec	Area Out
1	1	13C4-PFBA	1800323-04 OF-FB38-0218 0.11688	6.15e3	88.7	NO
2	2	13C5-PFHxA	1800323-04 OF-FB38-0218 0.11688	9.32e3	78.0	NO
3	3	13C3-PFHxS	1800323-04 OF-FB38-0218 0.11688	2.67e3	83.9	NO
4	4	13C8-PFOA	1800323-04 OF-FB38-0218 0.11688	9.33e3	82.0	NO
5	5	13C9-PFNA	1800323-04 OF-FB38-0218 0.11688	9.79e3	95.3	NO
6	6	13C4-PFOS	1800323-04 OF-FB38-0218 0.11688	2.72e3	85.9	NO
7	7	13C6-PFDA	1800323-04 OF-FB38-0218 0.11688	1.06e4	78.8	NO
8	8	13C7-PFUdA	1800323-04 OF-FB38-0218 0.11688	1.19e4	86.9	NO

Name: 180301M1_58, Date: 02-Mar-2018, Time: 11:34:19, ID: 1800323-05 OF-RW43-0218 0.1084, Description: OF-RW43-0218

	#	Name	ID	Area	%Rec	Area Out
1	1	13C4-PFBA	1800323-05 OF-RW43-0218 0.1084	8.20e3	118.3	NO
2	2	13C5-PFHxA	1800323-05 OF-RW43-0218 0.1084	1.06e4	89.0	NO
3	3	13C3-PFHxS	1800323-05 OF-RW43-0218 0.1084	2.80e3	88.0	NO
4	4	13C8-PFOA	1800323-05 OF-RW43-0218 0.1084	9.87e3	86.7	NO
5	5	13C9-PFNA	1800323-05 OF-RW43-0218 0.1084	1.13e4	109.6	NO
6	6	13C4-PFOS	1800323-05 OF-RW43-0218 0.1084	2.87e3	90.8	NO
7	7	13C6-PFDA	1800323-05 OF-RW43-0218 0.1084	1.17e4	86.9	NO
8	8	13C7-PFUdA	1800323-05 OF-RW43-0218 0.1084	1.22e4	89.6	NO

Dataset: Untitled

Last Altered: Monday, March 05, 2018 12:20:57 Pacific Standard Time
Printed: Monday, March 05, 2018 12:21:13 Pacific Standard Time

Name: 180301M1_59, Date: 02-Mar-2018, Time: 11:45:48, ID: 1800323-06 OF-FB43-0218 0.10942, Description: OF-FB43-0218

	#	Name	ID	Area	%Rec	Area Out
1	1	13C4-PFBA	1800323-06 OF-FB43-0218 0.10942	7.39e3	106.5	NO
2	2	13C5-PFHxA	1800323-06 OF-FB43-0218 0.10942	9.77e3	81.8	NO
3	3	13C3-PFHxS	1800323-06 OF-FB43-0218 0.10942	2.70e3	84.9	NO
4	4	13C8-PFOA	1800323-06 OF-FB43-0218 0.10942	9.10e3	80.0	NO
5	5	13C9-PFNA	1800323-06 OF-FB43-0218 0.10942	9.70e3	94.4	NO
6	6	13C4-PFOS	1800323-06 OF-FB43-0218 0.10942	2.30e3	72.9	NO
7	7	13C6-PFDA	1800323-06 OF-FB43-0218 0.10942	1.07e4	79.0	NO
8	8	13C7-PFUdA	1800323-06 OF-FB43-0218 0.10942	1.38e4	101.4	NO

Name: 180301M1_60, Date: 02-Mar-2018, Time: 11:57:18, ID: 1800323-07 OF-RW08-0218 0.11646, Description: OF-RW08-0218

	#	Name	ID	Area	%Rec	Area Out
1	1	13C4-PFBA	1800323-07 OF-RW08-0218 0.11646	3.90e3	56.3	NO
2	2	13C5-PFHxA	1800323-07 OF-RW08-0218 0.11646	4.14e3	34.7	YES
3	3	13C3-PFHxS	1800323-07 OF-RW08-0218 0.11646	2.76e3	86.7	NO
4	4	13C8-PFOA	1800323-07 OF-RW08-0218 0.11646	3.77e3	33.1	YES
5	5	13C9-PFNA	1800323-07 OF-RW08-0218 0.11646	4.29e3	41.7	YES
6	6	13C4-PFOS	1800323-07 OF-RW08-0218 0.11646	3.01e3	95.4	NO
7	7	13C6-PFDA	1800323-07 OF-RW08-0218 0.11646	4.94e3	36.6	YES
8	8	13C7-PFUdA	1800323-07 OF-RW08-0218 0.11646	7.17e3	52.5	NO

Name: 180301M1_61, Date: 02-Mar-2018, Time: 12:08:45, ID: 1800323-08 OF-FB08-0218 0.11707, Description: OF-FB08-0218

	#	Name	ID	Area	%Rec	Area Out
1	1	13C4-PFBA	1800323-08 OF-FB08-0218 0.11707	8.11e3	116.9	NO
2	2	13C5-PFHxA	1800323-08 OF-FB08-0218 0.11707	9.97e3	83.5	NO
3	3	13C3-PFHxS	1800323-08 OF-FB08-0218 0.11707	2.67e3	84.1	NO
4	4	13C8-PFOA	1800323-08 OF-FB08-0218 0.11707	9.45e3	83.0	NO
5	5	13C9-PFNA	1800323-08 OF-FB08-0218 0.11707	9.55e3	92.9	NO
6	6	13C4-PFOS	1800323-08 OF-FB08-0218 0.11707	2.88e3	91.0	NO
7	7	13C6-PFDA	1800323-08 OF-FB08-0218 0.11707	9.46e3	70.1	NO
8	8	13C7-PFUdA	1800323-08 OF-FB08-0218 0.11707	1.22e4	89.7	NO

Name: 180301M1_62, Date: 02-Mar-2018, Time: 12:20:15, ID: 1800323-09 OF-RW16-0218 0.11565, Description: OF-RW16-0218

	#	Name	ID	Area	%Rec	Area Out
1	1	13C4-PFBA	1800323-09 OF-RW16-0218 0.11565	8.35e3	120.5	NO
2	2	13C5-PFHxA	1800323-09 OF-RW16-0218 0.11565	1.03e4	86.6	NO
3	3	13C3-PFHxS	1800323-09 OF-RW16-0218 0.11565	2.42e3	76.1	NO
4	4	13C8-PFOA	1800323-09 OF-RW16-0218 0.11565	9.26e3	81.4	NO
5	5	13C9-PFNA	1800323-09 OF-RW16-0218 0.11565	9.08e3	88.4	NO
6	6	13C4-PFOS	1800323-09 OF-RW16-0218 0.11565	2.96e3	93.6	NO
7	7	13C6-PFDA	1800323-09 OF-RW16-0218 0.11565	1.10e4	81.3	NO
8	8	13C7-PFUdA	1800323-09 OF-RW16-0218 0.11565	1.33e4	97.2	NO

Dataset: Untitled

Last Altered: Monday, March 05, 2018 12:20:57 Pacific Standard Time
Printed: Monday, March 05, 2018 12:21:13 Pacific Standard Time

Name: 180301M1_63, Date: 02-Mar-2018, Time: 12:31:44, ID: 1800323-10 OF-FB16-0218 0.11729, Description: OF-FB16-0218

	#	Name	ID	Area	%Rec	Area Out
1	1	13C4-PFBA	1800323-10 OF-FB16-0218 0.11729	8.01e3	115.5	NO
2	2	13C5-PFHxA	1800323-10 OF-FB16-0218 0.11729	1.02e4	85.1	NO
3	3	13C3-PFHxS	1800323-10 OF-FB16-0218 0.11729	2.92e3	91.9	NO
4	4	13C8-PFOA	1800323-10 OF-FB16-0218 0.11729	9.21e3	80.9	NO
5	5	13C9-PFNA	1800323-10 OF-FB16-0218 0.11729	1.03e4	100.1	NO
6	6	13C4-PFOS	1800323-10 OF-FB16-0218 0.11729	3.04e3	96.1	NO
7	7	13C6-PFDA	1800323-10 OF-FB16-0218 0.11729	1.20e4	89.3	NO
8	8	13C7-PFUdA	1800323-10 OF-FB16-0218 0.11729	1.33e4	97.4	NO

Name: 180301M1_64, Date: 02-Mar-2018, Time: 12:43:14, ID: 1800324-01 OF-RW63-0218 0.11462, Description: OF-RW63-0218

	#	Name	ID	Area	%Rec	Area Out
1	1	13C4-PFBA	1800324-01 OF-RW63-0218 0.11462	3.46e3	49.9	NO
2	2	13C5-PFHxA	1800324-01 OF-RW63-0218 0.11462	4.29e3	35.9	YES
3	3	13C3-PFHxS	1800324-01 OF-RW63-0218 0.11462	3.49e3	109.7	NO
4	4	13C8-PFOA	1800324-01 OF-RW63-0218 0.11462	4.31e3	37.8	YES
5	5	13C9-PFNA	1800324-01 OF-RW63-0218 0.11462	5.77e3	56.1	NO
6	6	13C4-PFOS	1800324-01 OF-RW63-0218 0.11462	4.10e3	129.6	NO
7	7	13C6-PFDA	1800324-01 OF-RW63-0218 0.11462	8.60e3	63.7	NO
8	8	13C7-PFUdA	1800324-01 OF-RW63-0218 0.11462	1.15e4	84.3	NO

Name: 180301M1_65, Date: 02-Mar-2018, Time: 12:54:41, ID: IPA, Description: IPA

	#	Name	ID	Area	%Rec	Area Out
1	1	13C4-PFBA	IPA			NO
2	2	13C5-PFHxA	IPA			NO
3	3	13C3-PFHxS	IPA			NO
4	4	13C8-PFOA	IPA	7.05e0	0.1	YES
5	5	13C9-PFNA	IPA			NO
6	6	13C4-PFOS	IPA			NO
7	7	13C6-PFDA	IPA			NO
8	8	13C7-PFUdA	IPA			NO

Name: 180301M1_66, Date: 02-Mar-2018, Time: 13:06:11, ID: ST180301M1-13 PFC CS0 18B2314, Description: PFC CS0 18B2314

	#	Name	ID	Area	%Rec	Area Out
1	1	13C4-PFBA	ST180301M1-13 PFC CS0 18B2314	7.26e3	104.7	NO
2	2	13C5-PFHxA	ST180301M1-13 PFC CS0 18B2314	1.50e4	125.9	NO
3	3	13C3-PFHxS	ST180301M1-13 PFC CS0 18B2314	3.30e3	103.9	NO
4	4	13C8-PFOA	ST180301M1-13 PFC CS0 18B2314	1.30e4	114.3	NO
5	5	13C9-PFNA	ST180301M1-13 PFC CS0 18B2314	1.32e4	128.7	NO
6	6	13C4-PFOS	ST180301M1-13 PFC CS0 18B2314	3.51e3	111.2	NO
7	7	13C6-PFDA	ST180301M1-13 PFC CS0 18B2314	1.66e4	123.3	NO
8	8	13C7-PFUdA	ST180301M1-13 PFC CS0 18B2314	1.72e4	125.7	NO

Dataset: Untitled

Last Altered: Monday, March 05, 2018 12:20:57 Pacific Standard Time
Printed: Monday, March 05, 2018 12:21:13 Pacific Standard Time

Name: 180301M1_67, Date: 02-Mar-2018, Time: 13:17:40, ID: IPA, Description: IPA

	#	Name	ID	Area	%Rec	Area Out
1	1	13C4-PFBA	IPA			NO
2	2	13C5-PFHxA	IPA			NO
3	3	13C3-PFHxS	IPA			NO
4	4	13C8-PFOA	IPA			NO
5	5	13C9-PFNA	IPA			NO
6	6	13C4-PFOS	IPA			NO
7	7	13C6-PFDA	IPA			NO
8	8	13C7-PFUdA	IPA			NO

Name: 180301M1_68, Date: 02-Mar-2018, Time: 13:29:10, ID: 1800324-02 OF-FB63-0218 0.11622, Description: OF-FB63-0218

	#	Name	ID	Area	%Rec	Area Out
1	1	13C4-PFBA	1800324-02 OF-FB63-0218 0.11622	6.80e3	98.1	NO
2	2	13C5-PFHxA	1800324-02 OF-FB63-0218 0.11622	8.80e3	73.7	NO
3	3	13C3-PFHxS	1800324-02 OF-FB63-0218 0.11622	2.66e3	83.6	NO
4	4	13C8-PFOA	1800324-02 OF-FB63-0218 0.11622	8.09e3	71.1	NO
5	5	13C9-PFNA	1800324-02 OF-FB63-0218 0.11622	9.35e3	91.0	NO
6	6	13C4-PFOS	1800324-02 OF-FB63-0218 0.11622	2.84e3	90.0	NO
7	7	13C6-PFDA	1800324-02 OF-FB63-0218 0.11622	1.21e4	89.9	NO
8	8	13C7-PFUdA	1800324-02 OF-FB63-0218 0.11622	1.29e4	94.2	NO

Name: 180301M1_69, Date: 02-Mar-2018, Time: 13:40:37, ID: 1800324-03 OF-RW23-0218 0.11311, Description: OF-RW23-0218

	#	Name	ID	Area	%Rec	Area Out
1	1	13C4-PFBA	1800324-03 OF-RW23-0218 0.11311	7.70e3	111.0	NO
2	2	13C5-PFHxA	1800324-03 OF-RW23-0218 0.11311	9.76e3	81.8	NO
3	3	13C3-PFHxS	1800324-03 OF-RW23-0218 0.11311	2.72e3	85.6	NO
4	4	13C8-PFOA	1800324-03 OF-RW23-0218 0.11311	9.81e3	86.3	NO
5	5	13C9-PFNA	1800324-03 OF-RW23-0218 0.11311	1.05e4	102.4	NO
6	6	13C4-PFOS	1800324-03 OF-RW23-0218 0.11311	2.89e3	91.4	NO
7	7	13C6-PFDA	1800324-03 OF-RW23-0218 0.11311	1.14e4	84.4	NO
8	8	13C7-PFUdA	1800324-03 OF-RW23-0218 0.11311	1.27e4	93.1	NO

Name: 180301M1_70, Date: 02-Mar-2018, Time: 13:52:07, ID: 1800324-04 OF-FB23-0218 0.11692, Description: OF-FB23-0218

	#	Name	ID	Area	%Rec	Area Out
1	1	13C4-PFBA	1800324-04 OF-FB23-0218 0.11692	7.36e3	106.1	NO
2	2	13C5-PFHxA	1800324-04 OF-FB23-0218 0.11692	1.07e4	89.3	NO
3	3	13C3-PFHxS	1800324-04 OF-FB23-0218 0.11692	3.39e3	106.6	NO
4	4	13C8-PFOA	1800324-04 OF-FB23-0218 0.11692	1.09e4	95.7	NO
5	5	13C9-PFNA	1800324-04 OF-FB23-0218 0.11692	1.28e4	124.5	NO
6	6	13C4-PFOS	1800324-04 OF-FB23-0218 0.11692	3.36e3	106.4	NO
7	7	13C6-PFDA	1800324-04 OF-FB23-0218 0.11692	1.46e4	107.9	NO
8	8	13C7-PFUdA	1800324-04 OF-FB23-0218 0.11692	1.65e4	121.1	NO

Dataset: Untitled

Last Altered: Monday, March 05, 2018 12:20:57 Pacific Standard Time
Printed: Monday, March 05, 2018 12:21:13 Pacific Standard Time

Name: 180301M1_71, Date: 02-Mar-2018, Time: 14:03:36, ID: 1800324-05 OF-RW28-0218 0.11227, Description: OF-RW28-0218

	#	Name	ID	Area	%Rec	Area Out
1	1	13C4-PFBA	1800324-05 OF-RW28-0218 0.11227	8.73e3	125.9	NO
2	2	13C5-PFHxA	1800324-05 OF-RW28-0218 0.11227	1.15e4	96.3	NO
3	3	13C3-PFHxS	1800324-05 OF-RW28-0218 0.11227	3.42e3	107.5	NO
4	4	13C8-PFOA	1800324-05 OF-RW28-0218 0.11227	9.99e3	87.8	NO
5	5	13C9-PFNA	1800324-05 OF-RW28-0218 0.11227	1.23e4	119.7	NO
6	6	13C4-PFOS	1800324-05 OF-RW28-0218 0.11227	3.79e3	120.1	NO
7	7	13C6-PFDA	1800324-05 OF-RW28-0218 0.11227	1.13e4	83.8	NO
8	8	13C7-PFUdA	1800324-05 OF-RW28-0218 0.11227	1.60e4	117.0	NO

Name: 180301M1_72, Date: 02-Mar-2018, Time: 14:15:06, ID: 1800324-06 OF-FB28-0218 0.11581, Description: OF-FB28-0218

	#	Name	ID	Area	%Rec	Area Out
1	1	13C4-PFBA	1800324-06 OF-FB28-0218 0.11581	7.87e3	113.5	NO
2	2	13C5-PFHxA	1800324-06 OF-FB28-0218 0.11581	9.60e3	80.4	NO
3	3	13C3-PFHxS	1800324-06 OF-FB28-0218 0.11581	3.12e3	98.1	NO
4	4	13C8-PFOA	1800324-06 OF-FB28-0218 0.11581	9.99e3	87.8	NO
5	5	13C9-PFNA	1800324-06 OF-FB28-0218 0.11581	1.09e4	105.8	NO
6	6	13C4-PFOS	1800324-06 OF-FB28-0218 0.11581	3.30e3	104.4	NO
7	7	13C6-PFDA	1800324-06 OF-FB28-0218 0.11581	1.16e4	85.7	NO
8	8	13C7-PFUdA	1800324-06 OF-FB28-0218 0.11581	1.38e4	101.0	NO

Name: 180301M1_73, Date: 02-Mar-2018, Time: 14:26:32, ID: 1800324-07 OF-RW60-0218 0.11223, Description: OF-RW60-0218

	#	Name	ID	Area	%Rec	Area Out
1	1	13C4-PFBA	1800324-07 OF-RW60-0218 0.11223	3.53e3	51.0	NO
2	2	13C5-PFHxA	1800324-07 OF-RW60-0218 0.11223	4.97e3	41.6	YES
3	3	13C3-PFHxS	1800324-07 OF-RW60-0218 0.11223	2.90e3	91.2	NO
4	4	13C8-PFOA	1800324-07 OF-RW60-0218 0.11223	5.82e3	51.2	NO
5	5	13C9-PFNA	1800324-07 OF-RW60-0218 0.11223	7.29e3	70.9	NO
6	6	13C4-PFOS	1800324-07 OF-RW60-0218 0.11223	2.80e3	88.5	NO
7	7	13C6-PFDA	1800324-07 OF-RW60-0218 0.11223	7.30e3	54.1	NO
8	8	13C7-PFUdA	1800324-07 OF-RW60-0218 0.11223	1.01e4	73.7	NO

Name: 180301M1_74, Date: 02-Mar-2018, Time: 14:38:02, ID: 1800324-08 OF-RW60P-0218 0.11541, Description: OF-RW60P-0218

	#	Name	ID	Area	%Rec	Area Out
1	1	13C4-PFBA	1800324-08 OF-RW60P-0218 0.11541	7.17e3	103.4	NO
2	2	13C5-PFHxA	1800324-08 OF-RW60P-0218 0.11541	9.27e3	77.6	NO
3	3	13C3-PFHxS	1800324-08 OF-RW60P-0218 0.11541	2.92e3	91.7	NO
4	4	13C8-PFOA	1800324-08 OF-RW60P-0218 0.11541	8.75e3	76.9	NO
5	5	13C9-PFNA	1800324-08 OF-RW60P-0218 0.11541	9.34e3	90.8	NO
6	6	13C4-PFOS	1800324-08 OF-RW60P-0218 0.11541	3.21e3	101.6	NO
7	7	13C6-PFDA	1800324-08 OF-RW60P-0218 0.11541	1.03e4	76.0	NO
8	8	13C7-PFUdA	1800324-08 OF-RW60P-0218 0.11541	1.30e4	95.3	NO

Dataset: Untitled

Last Altered: Monday, March 05, 2018 12:20:57 Pacific Standard Time
Printed: Monday, March 05, 2018 12:21:13 Pacific Standard Time

Name: 180301M1_75, Date: 02-Mar-2018, Time: 14:49:29, ID: 1800324-09 OF-FB60-0218 0.11817, Description: OF-FB60-0218

	#	Name	ID	Area	%Rec	Area Out
1	1	13C4-PFBA	1800324-09 OF-FB60-0218 0.11817	7.98e3	115.0	NO
2	2	13C5-PFHxA	1800324-09 OF-FB60-0218 0.11817	1.03e4	86.1	NO
3	3	13C3-PFHxS	1800324-09 OF-FB60-0218 0.11817	2.77e3	87.2	NO
4	4	13C8-PFOA	1800324-09 OF-FB60-0218 0.11817	9.55e3	84.0	NO
5	5	13C9-PFNA	1800324-09 OF-FB60-0218 0.11817	9.59e3	93.3	NO
6	6	13C4-PFOS	1800324-09 OF-FB60-0218 0.11817	3.28e3	103.9	NO
7	7	13C6-PFDA	1800324-09 OF-FB60-0218 0.11817	1.03e4	76.6	NO
8	8	13C7-PFUdA	1800324-09 OF-FB60-0218 0.11817	1.60e4	117.1	NO

Name: 180301M1_76, Date: 02-Mar-2018, Time: 15:00:58, ID: 1800324-10 OF-RW42C-0218 0.11358, Description: OF-RW42C-0218

	#	Name	ID	Area	%Rec	Area Out
1	1	13C4-PFBA	1800324-10 OF-RW42C-0218 0.11358	4.83e3	69.6	NO
2	2	13C5-PFHxA	1800324-10 OF-RW42C-0218 0.11358	7.62e3	63.9	NO
3	3	13C3-PFHxS	1800324-10 OF-RW42C-0218 0.11358	2.75e3	86.4	NO
4	4	13C8-PFOA	1800324-10 OF-RW42C-0218 0.11358	8.16e3	71.7	NO
5	5	13C9-PFNA	1800324-10 OF-RW42C-0218 0.11358	9.50e3	92.4	NO
6	6	13C4-PFOS	1800324-10 OF-RW42C-0218 0.11358	3.01e3	95.1	NO
7	7	13C6-PFDA	1800324-10 OF-RW42C-0218 0.11358	9.27e3	68.7	NO
8	8	13C7-PFUdA	1800324-10 OF-RW42C-0218 0.11358	9.63e3	70.5	NO

Name: 180301M1_77, Date: 02-Mar-2018, Time: 15:12:27, ID: B8B0068-BS1 OPR 0.25, Description: OPR

	#	Name	ID	Area	%Rec	Area Out
1	1	13C4-PFBA	B8B0068-BS1 OPR 0.25	7.74e3	111.6	NO
2	2	13C5-PFHxA	B8B0068-BS1 OPR 0.25	9.95e3	83.4	NO
3	3	13C3-PFHxS	B8B0068-BS1 OPR 0.25	2.40e3	75.5	NO
4	4	13C8-PFOA	B8B0068-BS1 OPR 0.25	9.34e3	82.1	NO
5	5	13C9-PFNA	B8B0068-BS1 OPR 0.25	8.64e3	84.1	NO
6	6	13C4-PFOS	B8B0068-BS1 OPR 0.25	2.45e3	77.5	NO
7	7	13C6-PFDA	B8B0068-BS1 OPR 0.25	1.01e4	74.8	NO
8	8	13C7-PFUdA	B8B0068-BS1 OPR 0.25	1.26e4	92.1	NO

Name: 180301M1_78, Date: 02-Mar-2018, Time: 15:23:58, ID: B8B0068-BLK1 Method Blank 0.25, Description: Method Blank

	#	Name	ID	Area	%Rec	Area Out
1	1	13C4-PFBA	B8B0068-BLK1 Method Blank 0.25	7.54e3	108.7	NO
2	2	13C5-PFHxA	B8B0068-BLK1 Method Blank 0.25	9.27e3	77.6	NO
3	3	13C3-PFHxS	B8B0068-BLK1 Method Blank 0.25	2.48e3	78.0	NO
4	4	13C8-PFOA	B8B0068-BLK1 Method Blank 0.25	7.39e3	65.0	NO
5	5	13C9-PFNA	B8B0068-BLK1 Method Blank 0.25	9.82e3	95.6	NO
6	6	13C4-PFOS	B8B0068-BLK1 Method Blank 0.25	2.22e3	70.1	NO
7	7	13C6-PFDA	B8B0068-BLK1 Method Blank 0.25	1.03e4	76.3	NO
8	8	13C7-PFUdA	B8B0068-BLK1 Method Blank 0.25	1.27e4	92.9	NO

Dataset: Untitled

Last Altered: Monday, March 05, 2018 12:20:57 Pacific Standard Time
Printed: Monday, March 05, 2018 12:21:13 Pacific Standard Time

Name: 180301M1_79, Date: 02-Mar-2018, Time: 15:35:24, ID: 1800272-01 MtBE_7256 0.26427, Description: MtBE_7256

	#	Name	ID	Area	%Rec	Area Out
1	1	13C4-PFBA	1800272-01 MtBE_7256 0.26427	7.08e3	102.1	NO
2	2	13C5-PFHxA	1800272-01 MtBE_7256 0.26427	8.98e3	75.2	NO
3	3	13C3-PFHxS	1800272-01 MtBE_7256 0.26427	2.39e3	75.2	NO
4	4	13C8-PFOA	1800272-01 MtBE_7256 0.26427	7.52e3	66.1	NO
5	5	13C9-PFNA	1800272-01 MtBE_7256 0.26427	8.62e3	83.9	NO
6	6	13C4-PFOS	1800272-01 MtBE_7256 0.26427	2.61e3	82.5	NO
7	7	13C6-PFDA	1800272-01 MtBE_7256 0.26427	8.96e3	66.4	NO
8	8	13C7-PFUdA	1800272-01 MtBE_7256 0.26427	1.07e4	78.2	NO

Name: 180301M1_80, Date: 02-Mar-2018, Time: 15:46:54, ID: 1800286-01 GW2125180205RAP 0.25961, Description: GW2125180205RAP

	#	Name	ID	Area	%Rec	Area Out
1	1	13C4-PFBA	1800286-01 GW2125180205RAP 0.259...	7.17e3	103.4	NO
2	2	13C5-PFHxA	1800286-01 GW2125180205RAP 0.259...	9.71e3	81.4	NO
3	3	13C3-PFHxS	1800286-01 GW2125180205RAP 0.259...	2.39e3	75.2	NO
4	4	13C8-PFOA	1800286-01 GW2125180205RAP 0.259...	7.17e3	63.0	NO
5	5	13C9-PFNA	1800286-01 GW2125180205RAP 0.259...	9.02e3	87.8	NO
6	6	13C4-PFOS	1800286-01 GW2125180205RAP 0.259...	2.51e3	79.4	NO
7	7	13C6-PFDA	1800286-01 GW2125180205RAP 0.259...	1.03e4	76.1	NO
8	8	13C7-PFUdA	1800286-01 GW2125180205RAP 0.259...	9.96e3	73.0	NO

Name: 180301M1_81, Date: 02-Mar-2018, Time: 15:58:21, ID: 1800286-02 GW3135180206RAP 0.25631, Description: GW3135180206RAP

	#	Name	ID	Area	%Rec	Area Out
1	1	13C4-PFBA	1800286-02 GW3135180206RAP 0.256...	6.45e3	93.1	NO
2	2	13C5-PFHxA	1800286-02 GW3135180206RAP 0.256...	7.65e3	64.0	NO
3	3	13C3-PFHxS	1800286-02 GW3135180206RAP 0.256...	2.06e3	64.7	NO
4	4	13C8-PFOA	1800286-02 GW3135180206RAP 0.256...	6.66e3	58.5	NO
5	5	13C9-PFNA	1800286-02 GW3135180206RAP 0.256...	7.45e3	72.5	NO
6	6	13C4-PFOS	1800286-02 GW3135180206RAP 0.256...	2.48e3	78.5	NO
7	7	13C6-PFDA	1800286-02 GW3135180206RAP 0.256...	9.60e3	71.1	NO
8	8	13C7-PFUdA	1800286-02 GW3135180206RAP 0.256...	1.11e4	81.4	NO

Name: 180301M1_82, Date: 02-Mar-2018, Time: 16:09:50, ID: 1800286-03 GW4044180206RAP 0.25699, Description: GW4044180206RAP

	#	Name	ID	Area	%Rec	Area Out
1	1	13C4-PFBA	1800286-03 GW4044180206RAP 0.256...	6.59e3	95.0	NO
2	2	13C5-PFHxA	1800286-03 GW4044180206RAP 0.256...	8.13e3	68.1	NO
3	3	13C3-PFHxS	1800286-03 GW4044180206RAP 0.256...	2.11e3	66.4	NO
4	4	13C8-PFOA	1800286-03 GW4044180206RAP 0.256...	6.89e3	60.5	NO
5	5	13C9-PFNA	1800286-03 GW4044180206RAP 0.256...	7.88e3	76.6	NO
6	6	13C4-PFOS	1800286-03 GW4044180206RAP 0.256...	2.13e3	67.4	NO
7	7	13C6-PFDA	1800286-03 GW4044180206RAP 0.256...	7.78e3	57.6	NO
8	8	13C7-PFUdA	1800286-03 GW4044180206RAP 0.256...	9.42e3	69.1	NO

Dataset: Untitled

Last Altered: Monday, March 05, 2018 12:20:57 Pacific Standard Time
Printed: Monday, March 05, 2018 12:21:13 Pacific Standard Time

Name: 180301M1_83, Date: 02-Mar-2018, Time: 16:21:19, ID: 1800286-04 GW5054180206RAP 0.26906, Description: GW5054180206RAP

	#	Name	ID	Area	%Rec	Area Out
1	1	13C4-PFBA	1800286-04 GW5054180206RAP 0.269...	6.91e3	99.7	NO
2	2	13C5-PFHxA	1800286-04 GW5054180206RAP 0.269...	8.40e3	70.4	NO
3	3	13C3-PFHxS	1800286-04 GW5054180206RAP 0.269...	2.15e3	67.5	NO
4	4	13C8-PFOA	1800286-04 GW5054180206RAP 0.269...	6.66e3	58.5	NO
5	5	13C9-PFNA	1800286-04 GW5054180206RAP 0.269...	7.63e3	74.3	NO
6	6	13C4-PFOS	1800286-04 GW5054180206RAP 0.269...	2.15e3	68.1	NO
7	7	13C6-PFDA	1800286-04 GW5054180206RAP 0.269...	8.48e3	62.8	NO
8	8	13C7-PFUdA	1800286-04 GW5054180206RAP 0.269...	9.33e3	68.4	NO

Name: 180301M1_84, Date: 02-Mar-2018, Time: 16:32:46, ID: 1800286-05 GW5963180207RAP 0.26219, Description: GW5963180207RAP

	#	Name	ID	Area	%Rec	Area Out
1	1	13C4-PFBA	1800286-05 GW5963180207RAP 0.262...	6.78e3	97.7	NO
2	2	13C5-PFHxA	1800286-05 GW5963180207RAP 0.262...	7.75e3	64.9	NO
3	3	13C3-PFHxS	1800286-05 GW5963180207RAP 0.262...	2.12e3	66.7	NO
4	4	13C8-PFOA	1800286-05 GW5963180207RAP 0.262...	7.75e3	68.1	NO
5	5	13C9-PFNA	1800286-05 GW5963180207RAP 0.262...	8.50e3	82.7	NO
6	6	13C4-PFOS	1800286-05 GW5963180207RAP 0.262...	2.38e3	75.4	NO
7	7	13C6-PFDA	1800286-05 GW5963180207RAP 0.262...	8.43e3	62.5	NO
8	8	13C7-PFUdA	1800286-05 GW5963180207RAP 0.262...	1.04e4	76.1	NO

Name: 180301M1_85, Date: 02-Mar-2018, Time: 16:44:16, ID: IPA, Description: IPA

	#	Name	ID	Area	%Rec	Area Out
1	1	13C4-PFBA	IPA			NO
2	2	13C5-PFHxA	IPA			NO
3	3	13C3-PFHxS	IPA			NO
4	4	13C8-PFOA	IPA			NO
5	5	13C9-PFNA	IPA			NO
6	6	13C4-PFOS	IPA			NO
7	7	13C6-PFDA	IPA			NO
8	8	13C7-PFUdA	IPA			NO

Name: 180301M1_86, Date: 02-Mar-2018, Time: 16:55:46, ID: ST180301M1-14 PFC CS3 18B2317, Description: PFC CS3 18B2317

	#	Name	ID	Area	%Rec	Area Out
1	1	13C4-PFBA	ST180301M1-14 PFC CS3 18B2317	7.93e3	114.4	NO
2	2	13C5-PFHxA	ST180301M1-14 PFC CS3 18B2317	1.43e4	119.5	NO
3	3	13C3-PFHxS	ST180301M1-14 PFC CS3 18B2317	3.09e3	97.3	NO
4	4	13C8-PFOA	ST180301M1-14 PFC CS3 18B2317	1.12e4	98.6	NO
5	5	13C9-PFNA	ST180301M1-14 PFC CS3 18B2317	1.26e4	123.0	NO
6	6	13C4-PFOS	ST180301M1-14 PFC CS3 18B2317	2.88e3	91.3	NO
7	7	13C6-PFDA	ST180301M1-14 PFC CS3 18B2317	1.43e4	106.1	NO
8	8	13C7-PFUdA	ST180301M1-14 PFC CS3 18B2317	1.65e4	121.0	NO

Dataset: Untitled

Last Altered: Monday, March 05, 2018 12:20:57 Pacific Standard Time
Printed: Monday, March 05, 2018 12:21:13 Pacific Standard Time

Name: 180301M1_87, Date: 02-Mar-2018, Time: 17:07:16, ID: IPA, Description: IPA

	#	Name	ID	Area	%Rec	Area Out
1	1	13C4-PFBA	IPA			NO
2	2	13C5-PFHxA	IPA			NO
3	3	13C3-PFHxS	IPA			NO
4	4	13C8-PFOA	IPA			NO
5	5	13C9-PFNA	IPA			NO
6	6	13C4-PFOS	IPA			NO
7	7	13C6-PFDA	IPA			NO
8	8	13C7-PFUdA	IPA			NO

Name: 180301M1_88, Date: 02-Mar-2018, Time: 17:18:45, ID: 1800286-06 GW2024180207RAP 0.25995, Description: GW2024180207RAP

	#	Name	ID	Area	%Rec	Area Out
1	1	13C4-PFBA	1800286-06 GW2024180207RAP 0.259...	6.66e3	96.1	NO
2	2	13C5-PFHxA	1800286-06 GW2024180207RAP 0.259...	7.52e3	63.0	NO
3	3	13C3-PFHxS	1800286-06 GW2024180207RAP 0.259...	1.98e3	62.3	NO
4	4	13C8-PFOA	1800286-06 GW2024180207RAP 0.259...	7.00e3	61.5	NO
5	5	13C9-PFNA	1800286-06 GW2024180207RAP 0.259...	8.44e3	82.1	NO
6	6	13C4-PFOS	1800286-06 GW2024180207RAP 0.259...	2.30e3	72.9	NO
7	7	13C6-PFDA	1800286-06 GW2024180207RAP 0.259...	7.91e3	58.6	NO
8	8	13C7-PFUdA	1800286-06 GW2024180207RAP 0.259...	9.37e3	68.7	NO

Name: 180301M1_89, Date: 02-Mar-2018, Time: 17:30:14, ID: 1800286-07 GW3034180207RAP 0.25817, Description: GW3034180207RAP

	#	Name	ID	Area	%Rec	Area Out
1	1	13C4-PFBA	1800286-07 GW3034180207RAP 0.258...	6.48e3	93.4	NO
2	2	13C5-PFHxA	1800286-07 GW3034180207RAP 0.258...	8.11e3	67.9	NO
3	3	13C3-PFHxS	1800286-07 GW3034180207RAP 0.258...	2.22e3	69.9	NO
4	4	13C8-PFOA	1800286-07 GW3034180207RAP 0.258...	6.57e3	57.8	NO
5	5	13C9-PFNA	1800286-07 GW3034180207RAP 0.258...	7.65e3	74.4	NO
6	6	13C4-PFOS	1800286-07 GW3034180207RAP 0.258...	2.19e3	69.1	NO
7	7	13C6-PFDA	1800286-07 GW3034180207RAP 0.258...	7.48e3	55.4	NO
8	8	13C7-PFUdA	1800286-07 GW3034180207RAP 0.258...	9.13e3	66.9	NO

Name: 180301M1_90, Date: 02-Mar-2018, Time: 17:41:43, ID: 1800286-08 GW4145180207RAP 0.26371, Description: GW4145180207RAP

	#	Name	ID	Area	%Rec	Area Out
1	1	13C4-PFBA	1800286-08 GW4145180207RAP 0.263...	7.09e3	102.2	NO
2	2	13C5-PFHxA	1800286-08 GW4145180207RAP 0.263...	8.43e3	70.6	NO
3	3	13C3-PFHxS	1800286-08 GW4145180207RAP 0.263...	2.16e3	67.8	NO
4	4	13C8-PFOA	1800286-08 GW4145180207RAP 0.263...	7.11e3	62.5	NO
5	5	13C9-PFNA	1800286-08 GW4145180207RAP 0.263...	7.44e3	72.3	NO
6	6	13C4-PFOS	1800286-08 GW4145180207RAP 0.263...	2.16e3	68.4	NO
7	7	13C6-PFDA	1800286-08 GW4145180207RAP 0.263...	7.36e3	54.6	NO
8	8	13C7-PFUdA	1800286-08 GW4145180207RAP 0.263...	1.01e4	74.1	NO

Dataset: Untitled

Last Altered: Monday, March 05, 2018 12:20:57 Pacific Standard Time
Printed: Monday, March 05, 2018 12:21:13 Pacific Standard Time

Name: 180301M1_91, Date: 02-Mar-2018, Time: 17:53:13, ID: 1800286-09 GW5054180208RAP 0.26011, Description: GW5054180208RAP

	# Name	ID	Area	%Rec	Area Out
1	1 13C4-PFBA	1800286-09 GW5054180208RAP 0.260...	6.61e3	95.3	NO
2	2 13C5-PFHxA	1800286-09 GW5054180208RAP 0.260...	8.18e3	68.5	NO
3	3 13C3-PFHxS	1800286-09 GW5054180208RAP 0.260...	2.38e3	74.9	NO
4	4 13C8-PFOA	1800286-09 GW5054180208RAP 0.260...	6.71e3	59.0	NO
5	5 13C9-PFNA	1800286-09 GW5054180208RAP 0.260...	7.68e3	74.7	NO
6	6 13C4-PFOS	1800286-09 GW5054180208RAP 0.260...	2.35e3	74.5	NO
7	7 13C6-PFDA	1800286-09 GW5054180208RAP 0.260...	6.62e3	49.1	YES
8	8 13C7-PFUdA	1800286-09 GW5054180208RAP 0.260...	8.26e3	60.6	NO

Name: 180301M1_92, Date: 02-Mar-2018, Time: 18:04:42, ID: 1800293-01 HS DW WELL 1-TAP 0.26085, Description: HS DW WELL 1-TAP

	# Name	ID	Area	%Rec	Area Out
1	1 13C4-PFBA	1800293-01 HS DW WELL 1-TAP 0.260...	7.24e3	104.4	NO
2	2 13C5-PFHxA	1800293-01 HS DW WELL 1-TAP 0.260...	8.27e3	69.2	NO
3	3 13C3-PFHxS	1800293-01 HS DW WELL 1-TAP 0.260...	2.16e3	68.0	NO
4	4 13C8-PFOA	1800293-01 HS DW WELL 1-TAP 0.260...	7.68e3	67.5	NO
5	5 13C9-PFNA	1800293-01 HS DW WELL 1-TAP 0.260...	8.44e3	82.1	NO
6	6 13C4-PFOS	1800293-01 HS DW WELL 1-TAP 0.260...	2.39e3	75.7	NO
7	7 13C6-PFDA	1800293-01 HS DW WELL 1-TAP 0.260...	8.35e3	61.8	NO
8	8 13C7-PFUdA	1800293-01 HS DW WELL 1-TAP 0.260...	1.09e4	79.8	NO

Name: 180301M1_93, Date: 02-Mar-2018, Time: 18:16:12, ID: 1800293-02 FB1802071025AB 0.26261, Description: FB1802071025AB

	# Name	ID	Area	%Rec	Area Out
1	1 13C4-PFBA	1800293-02 FB1802071025AB 0.26261	6.92e3	99.8	NO
2	2 13C5-PFHxA	1800293-02 FB1802071025AB 0.26261	8.28e3	69.3	NO
3	3 13C3-PFHxS	1800293-02 FB1802071025AB 0.26261	2.52e3	79.4	NO
4	4 13C8-PFOA	1800293-02 FB1802071025AB 0.26261	7.48e3	65.7	NO
5	5 13C9-PFNA	1800293-02 FB1802071025AB 0.26261	1.05e4	102.3	NO
6	6 13C4-PFOS	1800293-02 FB1802071025AB 0.26261	2.37e3	75.1	NO
7	7 13C6-PFDA	1800293-02 FB1802071025AB 0.26261	8.11e3	60.1	NO
8	8 13C7-PFUdA	1800293-02 FB1802071025AB 0.26261	1.02e4	74.7	NO

Name: 180301M1_94, Date: 02-Mar-2018, Time: 18:27:41, ID: 1800293-03 HS DW WELL 2-TAP 0.25552, Description: HS DW WELL 2-TAP

	# Name	ID	Area	%Rec	Area Out
1	1 13C4-PFBA	1800293-03 HS DW WELL 2-TAP 0.255...	5.59e3	80.6	NO
2	2 13C5-PFHxA	1800293-03 HS DW WELL 2-TAP 0.255...	7.17e3	60.0	NO
3	3 13C3-PFHxS	1800293-03 HS DW WELL 2-TAP 0.255...	1.98e3	62.2	NO
4	4 13C8-PFOA	1800293-03 HS DW WELL 2-TAP 0.255...	6.30e3	55.3	NO
5	5 13C9-PFNA	1800293-03 HS DW WELL 2-TAP 0.255...	8.05e3	78.4	NO
6	6 13C4-PFOS	1800293-03 HS DW WELL 2-TAP 0.255...	2.23e3	70.5	NO
7	7 13C6-PFDA	1800293-03 HS DW WELL 2-TAP 0.255...	6.96e3	51.6	NO
8	8 13C7-PFUdA	1800293-03 HS DW WELL 2-TAP 0.255...	8.51e3	62.4	NO

Dataset: Untitled

Last Altered: Monday, March 05, 2018 12:20:57 Pacific Standard Time
Printed: Monday, March 05, 2018 12:21:13 Pacific Standard Time

Name: 180301M1_95, Date: 02-Mar-2018, Time: 18:39:11, ID: 1800293-04 HS DW WELL 1&2-TAP 0.26089, Description: HS DW WELL 1&2-TAP

	#	Name	ID	Area	%Rec	Area Out
1	1	13C4-PFBA	1800293-04 HS DW WELL 12-TAP 0.26...	7.04e3	101.5	NO
2	2	13C5-PFHxA	1800293-04 HS DW WELL 12-TAP 0.26...	8.61e3	72.1	NO
3	3	13C3-PFHxS	1800293-04 HS DW WELL 12-TAP 0.26...	2.36e3	74.3	NO
4	4	13C8-PFOA	1800293-04 HS DW WELL 12-TAP 0.26...	7.09e3	62.3	NO
5	5	13C9-PFNA	1800293-04 HS DW WELL 12-TAP 0.26...	8.45e3	82.3	NO
6	6	13C4-PFOS	1800293-04 HS DW WELL 12-TAP 0.26...	2.17e3	68.6	NO
7	7	13C6-PFDA	1800293-04 HS DW WELL 12-TAP 0.26...	9.73e3	72.1	NO
8	8	13C7-PFUdA	1800293-04 HS DW WELL 12-TAP 0.26...	1.01e4	74.1	NO

Name: 180301M1_96, Date: 02-Mar-2018, Time: 18:50:38, ID: 1800293-05 HS DW WELL 1&2-TAP-DUP 0.25274, Description: HS DW WELL 1&2-TAP-DUP

	#	Name	ID	Area	%Rec	Area Out
1	1	13C4-PFBA	1800293-05 HS DW WELL 12-TAP-DU...	7.65e3	110.3	NO
2	2	13C5-PFHxA	1800293-05 HS DW WELL 12-TAP-DU...	8.62e3	72.2	NO
3	3	13C3-PFHxS	1800293-05 HS DW WELL 12-TAP-DU...	2.36e3	74.2	NO
4	4	13C8-PFOA	1800293-05 HS DW WELL 12-TAP-DU...	7.69e3	67.6	NO
5	5	13C9-PFNA	1800293-05 HS DW WELL 12-TAP-DU...	7.61e3	74.0	NO
6	6	13C4-PFOS	1800293-05 HS DW WELL 12-TAP-DU...	2.52e3	79.9	NO
7	7	13C6-PFDA	1800293-05 HS DW WELL 12-TAP-DU...	8.75e3	64.8	NO
8	8	13C7-PFUdA	1800293-05 HS DW WELL 12-TAP-DU...	1.09e4	79.8	NO

Name: 180301M1_97, Date: 02-Mar-2018, Time: 19:02:05, ID: 1800293-06 HS BUS Garage Well-TAP 0.25645, Description: HS BUS Garage Well-TAP

	#	Name	ID	Area	%Rec	Area Out
1	1	13C4-PFBA	1800293-06 HS BUS Garage Well-TAP ...	7.79e3	112.3	NO
2	2	13C5-PFHxA	1800293-06 HS BUS Garage Well-TAP ...	9.26e3	77.6	NO
3	3	13C3-PFHxS	1800293-06 HS BUS Garage Well-TAP ...	2.33e3	73.3	NO
4	4	13C8-PFOA	1800293-06 HS BUS Garage Well-TAP ...	6.76e3	59.4	NO
5	5	13C9-PFNA	1800293-06 HS BUS Garage Well-TAP ...	7.96e3	77.4	NO
6	6	13C4-PFOS	1800293-06 HS BUS Garage Well-TAP ...	2.48e3	78.6	NO
7	7	13C6-PFDA	1800293-06 HS BUS Garage Well-TAP ...	1.08e4	79.9	NO
8	8	13C7-PFUdA	1800293-06 HS BUS Garage Well-TAP ...	1.02e4	74.8	NO

Name: 180301M1_98, Date: 02-Mar-2018, Time: 19:13:32, ID: 1800293-07 HS Maint. Barn Well-TAP 0.25599, Description: HS Maint. Barn Well-TAP

	#	Name	ID	Area	%Rec	Area Out
1	1	13C4-PFBA	1800293-07 HS Maint. Barn Well-TAP 0....	7.23e3	104.2	NO
2	2	13C5-PFHxA	1800293-07 HS Maint. Barn Well-TAP 0....	8.75e3	73.3	NO
3	3	13C3-PFHxS	1800293-07 HS Maint. Barn Well-TAP 0....	2.23e3	70.2	NO
4	4	13C8-PFOA	1800293-07 HS Maint. Barn Well-TAP 0....	7.13e3	62.7	NO
5	5	13C9-PFNA	1800293-07 HS Maint. Barn Well-TAP 0....	7.35e3	71.5	NO
6	6	13C4-PFOS	1800293-07 HS Maint. Barn Well-TAP 0....	2.30e3	72.6	NO
7	7	13C6-PFDA	1800293-07 HS Maint. Barn Well-TAP 0....	8.59e3	63.6	NO
8	8	13C7-PFUdA	1800293-07 HS Maint. Barn Well-TAP 0....	1.05e4	76.7	NO

Dataset: Untitled

Last Altered: Monday, March 05, 2018 12:20:57 Pacific Standard Time
Printed: Monday, March 05, 2018 12:21:13 Pacific Standard Time

Name: 180301M1_99, Date: 02-Mar-2018, Time: 19:25:00, ID: IPA, Description: IPA

	#	Name	ID	Area	%Rec	Area Out
1	1	13C4-PFBA	IPA			NO
2	2	13C5-PFHxA	IPA			NO
3	3	13C3-PFHxS	IPA			NO
4	4	13C8-PFOA	IPA			NO
5	5	13C9-PFNA	IPA			NO
6	6	13C4-PFOS	IPA			NO
7	7	13C6-PFDA	IPA			NO
8	8	13C7-PFUdA	IPA			NO

Name: 180301M1_100, Date: 02-Mar-2018, Time: 19:36:30, ID: ST180301M1-15 PFC CS3 18B2317, Description: PFC CS3 18B2317

	#	Name	ID	Area	%Rec	Area Out
1	1	13C4-PFBA	ST180301M1-15 PFC CS3 18B2317	7.15e3	103.1	NO
2	2	13C5-PFHxA	ST180301M1-15 PFC CS3 18B2317	1.42e4	118.9	NO
3	3	13C3-PFHxS	ST180301M1-15 PFC CS3 18B2317	3.49e3	109.8	NO
4	4	13C8-PFOA	ST180301M1-15 PFC CS3 18B2317	1.21e4	106.6	NO
5	5	13C9-PFNA	ST180301M1-15 PFC CS3 18B2317	1.20e4	117.2	NO
6	6	13C4-PFOS	ST180301M1-15 PFC CS3 18B2317	3.03e3	96.0	NO
7	7	13C6-PFDA	ST180301M1-15 PFC CS3 18B2317	1.34e4	99.1	NO
8	8	13C7-PFUdA	ST180301M1-15 PFC CS3 18B2317	1.41e4	103.7	NO

Name: 180301M1_101, Date: 02-Mar-2018, Time: 19:47:56, ID: IPA, Description: IPA

	#	Name	ID	Area	%Rec	Area Out
1	1	13C4-PFBA	IPA			NO
2	2	13C5-PFHxA	IPA			NO
3	3	13C3-PFHxS	IPA			NO
4	4	13C8-PFOA	IPA	1.02e1	0.1	YES
5	5	13C9-PFNA	IPA			NO
6	6	13C4-PFOS	IPA			NO
7	7	13C6-PFDA	IPA			NO
8	8	13C7-PFUdA	IPA			NO

Name: 180301M1_102, Date: 02-Mar-2018, Time: 19:59:26, ID: 1800293-08 Elementary School Well-TAP 0.26141, Description: Elementary School Well-TAP

	#	Name	ID	Area	%Rec	Area Out
1	1	13C4-PFBA	1800293-08 Elementary School Well-TA...	7.09e3	102.3	NO
2	2	13C5-PFHxA	1800293-08 Elementary School Well-TA...	8.05e3	67.4	NO
3	3	13C3-PFHxS	1800293-08 Elementary School Well-TA...	1.87e3	58.7	NO
4	4	13C8-PFOA	1800293-08 Elementary School Well-TA...	7.68e3	67.5	NO
5	5	13C9-PFNA	1800293-08 Elementary School Well-TA...	8.59e3	83.6	NO
6	6	13C4-PFOS	1800293-08 Elementary School Well-TA...	2.18e3	69.1	NO
7	7	13C6-PFDA	1800293-08 Elementary School Well-TA...	8.23e3	61.0	NO
8	8	13C7-PFUdA	1800293-08 Elementary School Well-TA...	1.14e4	83.9	NO

Dataset: Untitled

Last Altered: Monday, March 05, 2018 12:20:57 Pacific Standard Time
Printed: Monday, March 05, 2018 12:21:13 Pacific Standard Time

Name: 180301M1_103, Date: 02-Mar-2018, Time: 20:10:55, ID: B8B0072-BS1 OPR 1, Description: OPR

	#	Name	ID	Area	%Rec	Area Out
1	1	13C4-PFBA	B8B0072-BS1 OPR 1	1.11e4	159.7	YES
2	2	13C5-PFHxA	B8B0072-BS1 OPR 1	1.41e4	118.0	NO
3	3	13C3-PFHxS	B8B0072-BS1 OPR 1	3.42e3	107.6	NO
4	4	13C8-PFOA	B8B0072-BS1 OPR 1	1.34e4	118.0	NO
5	5	13C9-PFNA	B8B0072-BS1 OPR 1	1.15e4	111.8	NO
6	6	13C4-PFOS	B8B0072-BS1 OPR 1	4.05e3	128.2	NO
7	7	13C6-PFDA	B8B0072-BS1 OPR 1	1.41e4	104.7	NO
8	8	13C7-PFUdA	B8B0072-BS1 OPR 1	1.61e4	118.0	NO

Name: 180301M1_104, Date: 02-Mar-2018, Time: 20:22:16, ID: B8B0072-BLK1 Method Blank 1, Description: Method Blank

	#	Name	ID	Area	%Rec	Area Out
1	1	13C4-PFBA	B8B0072-BLK1 Method Blank 1	1.35e4	195.2	YES
2	2	13C5-PFHxA	B8B0072-BLK1 Method Blank 1	1.84e4	154.0	YES
3	3	13C3-PFHxS	B8B0072-BLK1 Method Blank 1	4.34e3	136.4	NO
4	4	13C8-PFOA	B8B0072-BLK1 Method Blank 1	1.51e4	133.0	NO
5	5	13C9-PFNA	B8B0072-BLK1 Method Blank 1	1.79e4	174.2	YES
6	6	13C4-PFOS	B8B0072-BLK1 Method Blank 1	4.39e3	138.8	NO
7	7	13C6-PFDA	B8B0072-BLK1 Method Blank 1	1.81e4	133.9	NO
8	8	13C7-PFUdA	B8B0072-BLK1 Method Blank 1	1.81e4	132.9	NO

Name: 180301M1_105, Date: 02-Mar-2018, Time: 20:33:43, ID: 1800205-01 PFAS in Soil, 462, Soil 101 1.04, Description: PFAS in Soil, 462, Soil 101

	#	Name	ID	Area	%Rec	Area Out
1	1	13C4-PFBA	1800205-01 PFAS in Soil, 462, Soil 101 ...	1.29e4	186.3	YES
2	2	13C5-PFHxA	1800205-01 PFAS in Soil, 462, Soil 101 ...	1.51e4	126.2	NO
3	3	13C3-PFHxS	1800205-01 PFAS in Soil, 462, Soil 101 ...	3.84e3	120.7	NO
4	4	13C8-PFOA	1800205-01 PFAS in Soil, 462, Soil 101 ...	1.30e4	114.4	NO
5	5	13C9-PFNA	1800205-01 PFAS in Soil, 462, Soil 101 ...	1.43e4	139.5	NO
6	6	13C4-PFOS	1800205-01 PFAS in Soil, 462, Soil 101 ...	3.72e3	117.7	NO
7	7	13C6-PFDA	1800205-01 PFAS in Soil, 462, Soil 101 ...	1.51e4	111.8	NO
8	8	13C7-PFUdA	1800205-01 PFAS in Soil, 462, Soil 101 ...	1.83e4	134.1	NO

Name: 180301M1_106, Date: 02-Mar-2018, Time: 20:45:10, ID: IPA, Description: IPA

	#	Name	ID	Area	%Rec	Area Out
1	1	13C4-PFBA	IPA			NO
2	2	13C5-PFHxA	IPA	7.28e0	0.1	YES
3	3	13C3-PFHxS	IPA			NO
4	4	13C8-PFOA	IPA			NO
5	5	13C9-PFNA	IPA			NO
6	6	13C4-PFOS	IPA			NO
7	7	13C6-PFDA	IPA			NO
8	8	13C7-PFUdA	IPA			NO

Dataset: Untitled

Last Altered: Monday, March 05, 2018 12:20:57 Pacific Standard Time
Printed: Monday, March 05, 2018 12:21:13 Pacific Standard Time

Name: 180301M1_107, Date: 02-Mar-2018, Time: 20:56:40, ID: ST180301M1-16 PFC CS3 18B2317, Description: PFC CS3 18B2317

	#	Name	ID	Area	%Rec	Area Out
1	1	13C4-PFBA	ST180301M1-16 PFC CS3 18B2317	8.31e3	119.8	NO
2	2	13C5-PFHxA	ST180301M1-16 PFC CS3 18B2317	1.51e4	126.4	NO
3	3	13C3-PFHxS	ST180301M1-16 PFC CS3 18B2317	3.51e3	110.3	NO
4	4	13C8-PFOA	ST180301M1-16 PFC CS3 18B2317	1.15e4	100.7	NO
5	5	13C9-PFNA	ST180301M1-16 PFC CS3 18B2317	1.33e4	129.5	NO
6	6	13C4-PFOS	ST180301M1-16 PFC CS3 18B2317	3.35e3	106.0	NO
7	7	13C6-PFDA	ST180301M1-16 PFC CS3 18B2317	1.34e4	98.9	NO
8	8	13C7-PFUdA	ST180301M1-16 PFC CS3 18B2317	1.65e4	120.6	NO

Vista Analytical Laboratory

Dataset: Untitled

Last Altered: Saturday, March 03, 2018 05:33:33 Pacific Standard Time
Printed: Saturday, March 03, 2018 05:33:41 Pacific Standard Time

Method: F:\Projects\PFAS.PRO\MethDB\PFAS_FULL_80C_022718.mdb 28 Feb 2018 13:19:45
Calibration: F:\Projects\PFAS.PRO\CurveDB\C18_VAL-PFAS_Q4_03-01-18-FULL.cdb 03 Mar 2018 05:24:54

Name: 180301M1_12, Date: 02-Mar-2018, Time: 02:46:32, ID: IPA, Description: IPA

PFBA

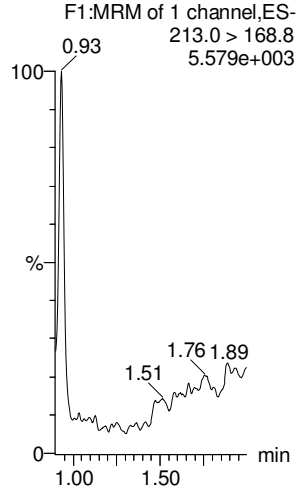

PFPeA

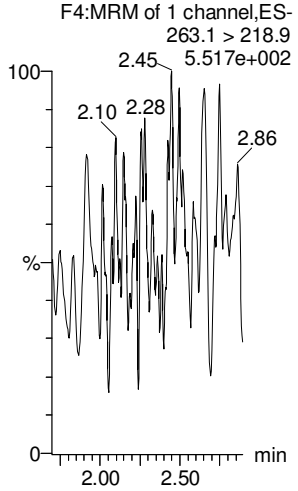

PFBS

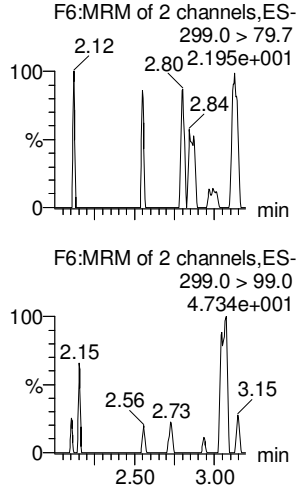

4:2 FTS

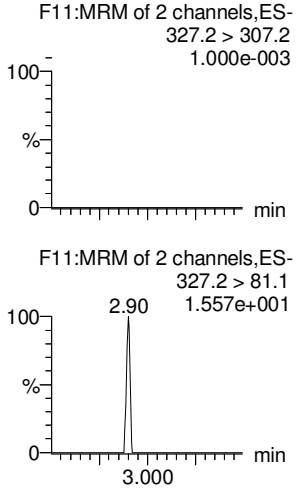

PFHxA

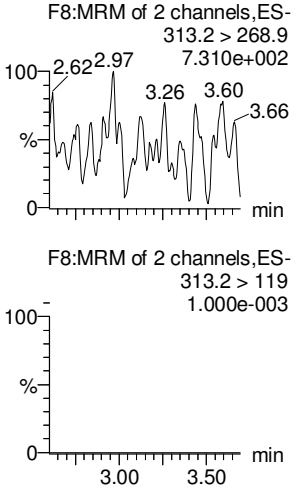

PFPeS

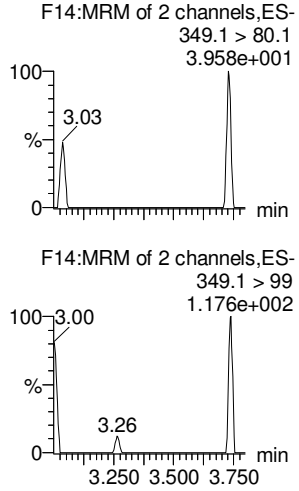

13C3-PFBA

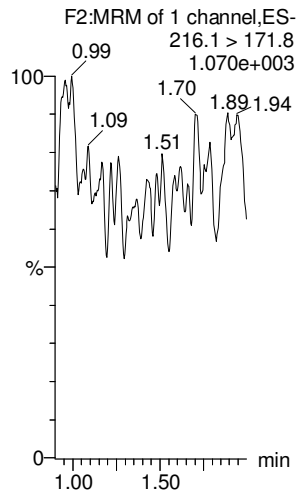

13C3-PFPeA

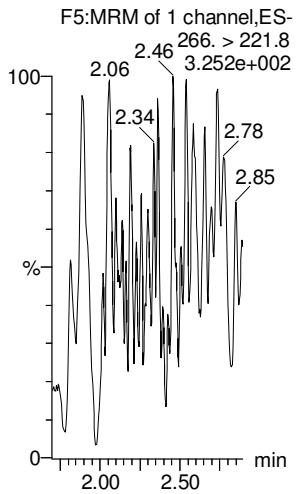

13C3-PFBS

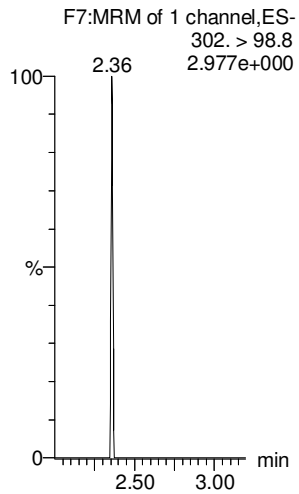

13C3-PFBS

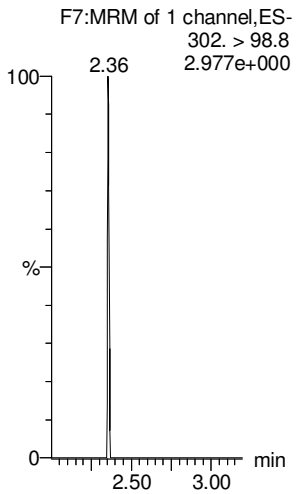

13C2-PFHxA

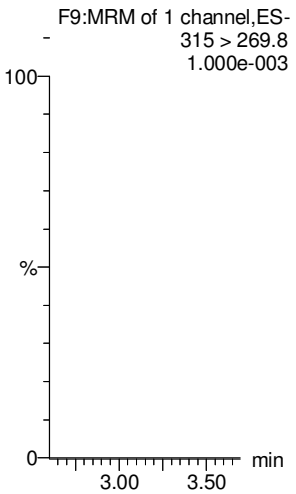

13C3-PFBS

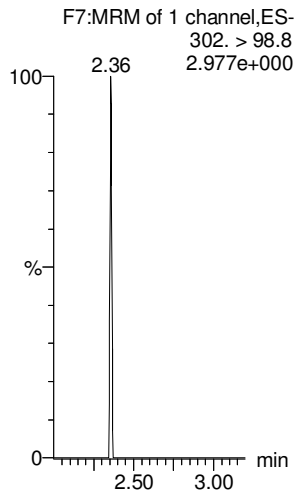

Dataset: Untitled

Last Altered: Saturday, March 03, 2018 05:33:33 Pacific Standard Time
Printed: Saturday, March 03, 2018 05:33:41 Pacific Standard Time

Name: 180301M1_12, Date: 02-Mar-2018, Time: 02:46:32, ID: IPA, Description: IPA

6:2 FTS

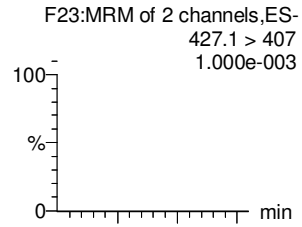

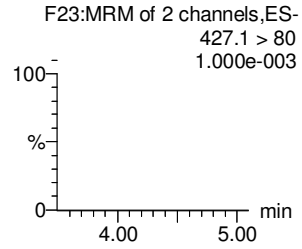

PFHpA

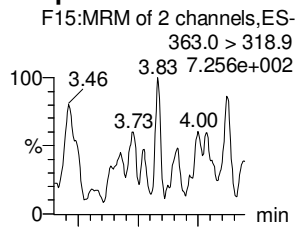

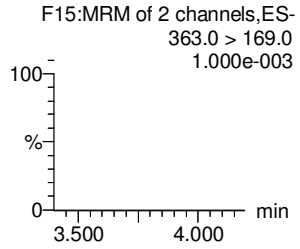

L-PFHxS

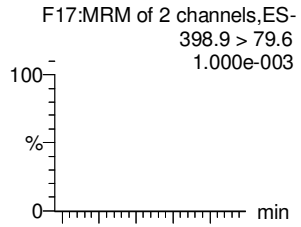

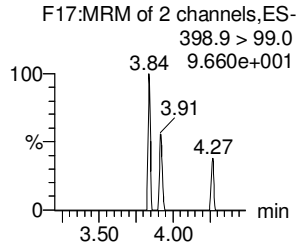

L-PFOA

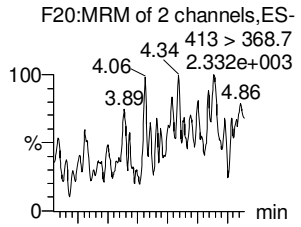

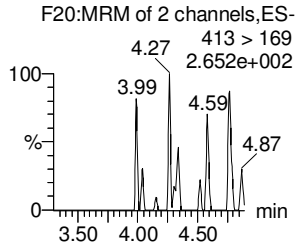

PFHpS

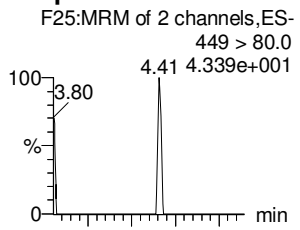

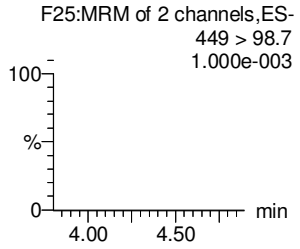

PFNA

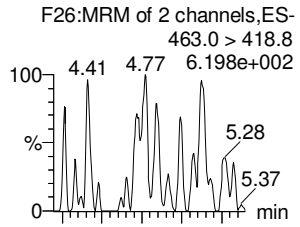

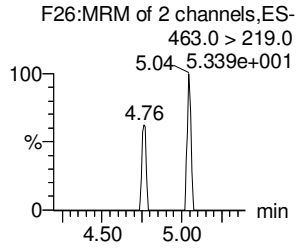

18O2-PFHxS

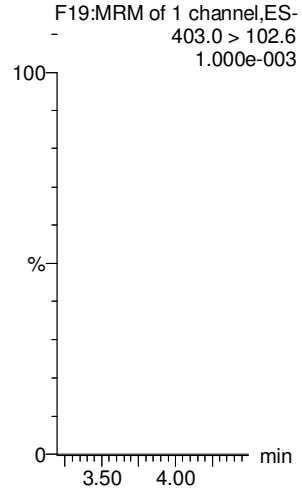

13C4-PFHpA

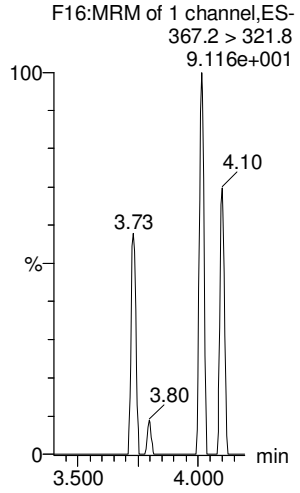

13C2-PFOA

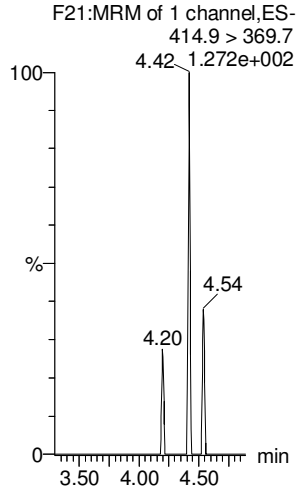

13C2-PFOA

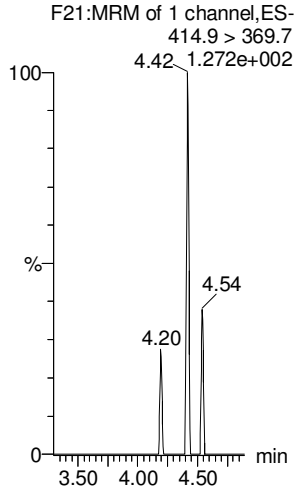

13C2-PFOA

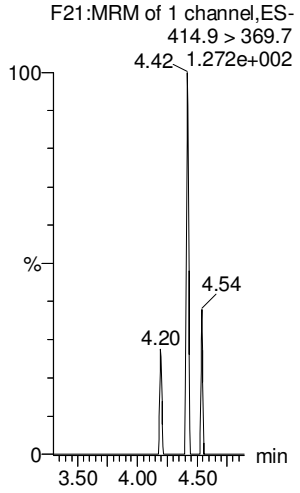

13C5-PFNA

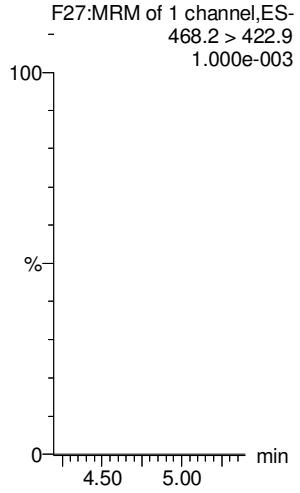

Dataset: Untitled

Last Altered: Saturday, March 03, 2018 05:33:33 Pacific Standard Time
Printed: Saturday, March 03, 2018 05:33:41 Pacific Standard Time

Name: 180301M1_12, Date: 02-Mar-2018, Time: 02:46:32, ID: IPA, Description: IPA

PFOSA

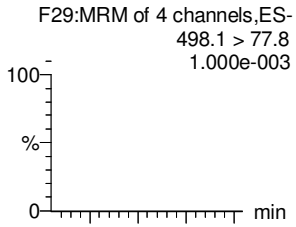

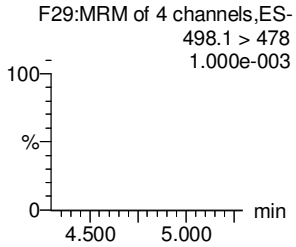

L-PFOS

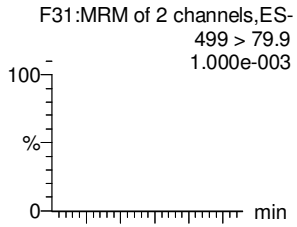

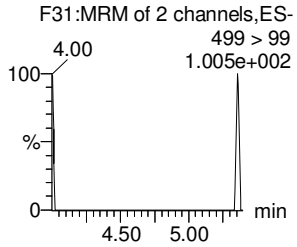

PFDA

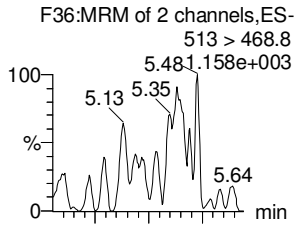

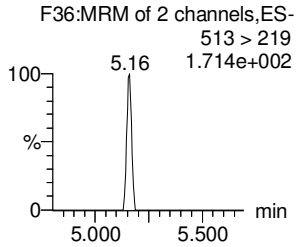

8:2 FTS

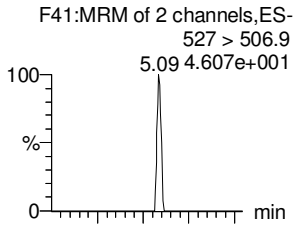

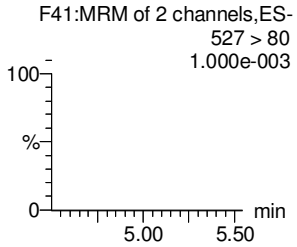

PFNS

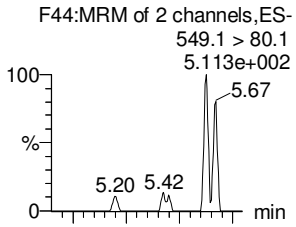

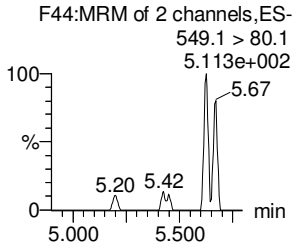

N-MeFOSAA

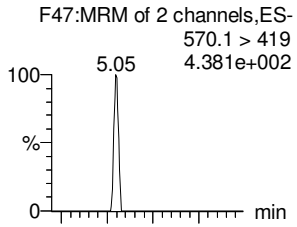

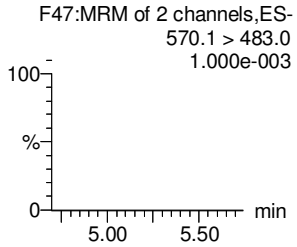

13C8-PFOSA

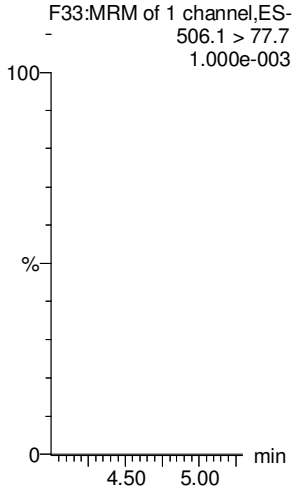

13C8-PFOS

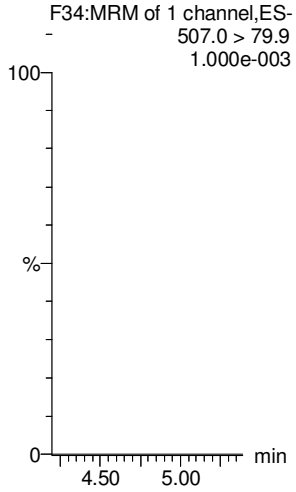

13C2-PFDA

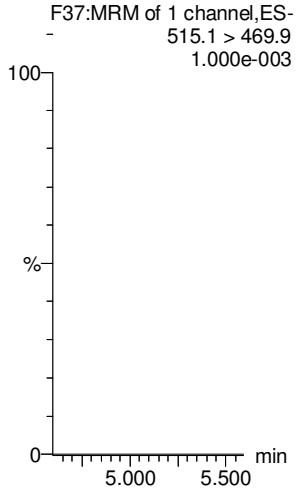

13C2-PFOA

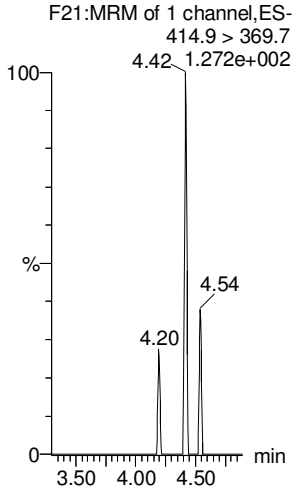

13C2-PFOA

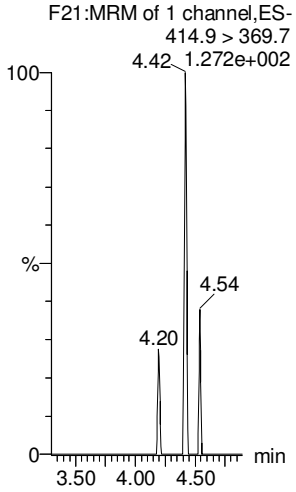

d3-N-MeFOSAA

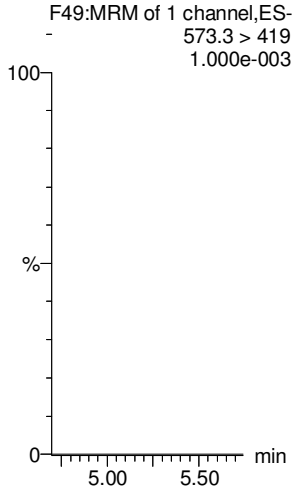

Dataset: Untitled

Last Altered: Saturday, March 03, 2018 05:33:33 Pacific Standard Time
Printed: Saturday, March 03, 2018 05:33:41 Pacific Standard Time

Name: 180301M1_12, Date: 02-Mar-2018, Time: 02:46:32, ID: IPA, Description: IPA

N-EtFOSAA

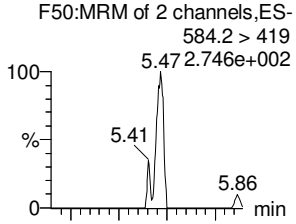

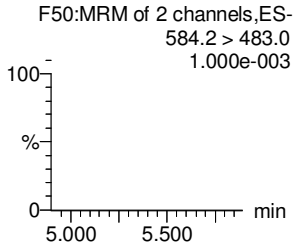

PFDoA

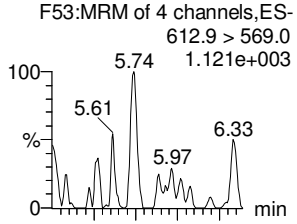

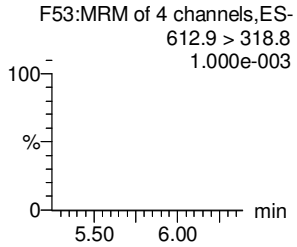

PFDS

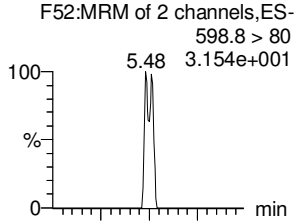

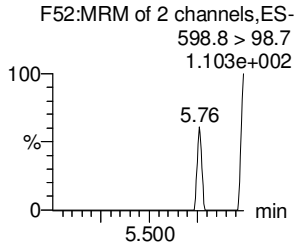

PFUdA

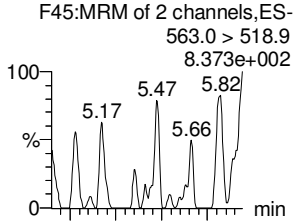

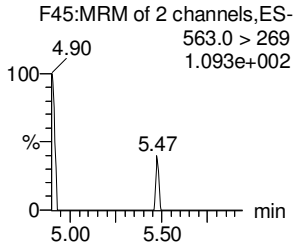

N-MeFOSA

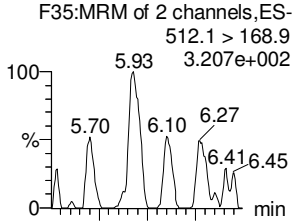

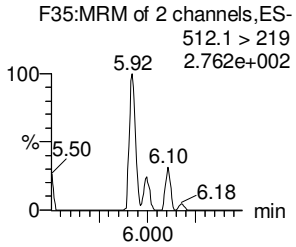

PFTrDA

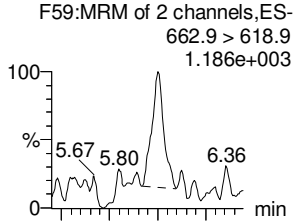

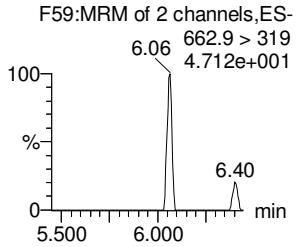

d5-N-EtFOSAA

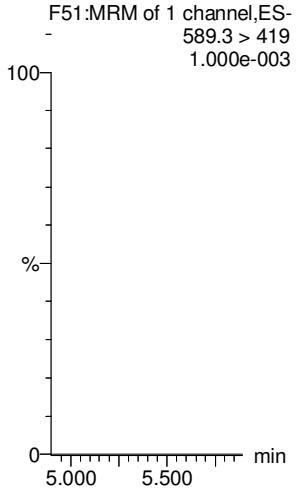

13C2-PFDoA

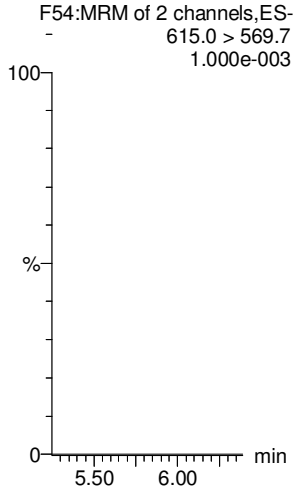

13C2-PFUdA

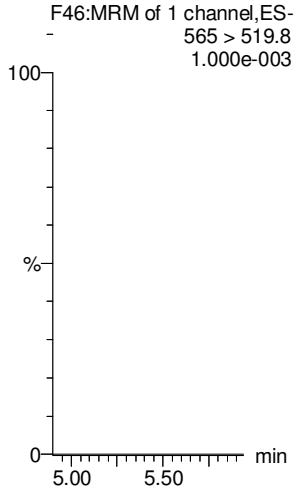

13C2-PFUdA

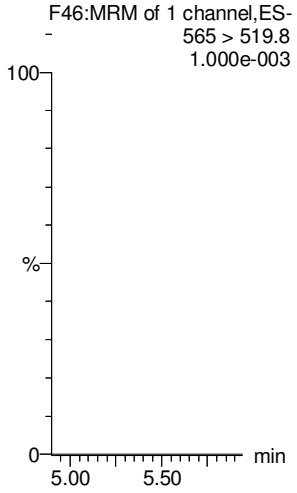

d3-N-MeFOSA

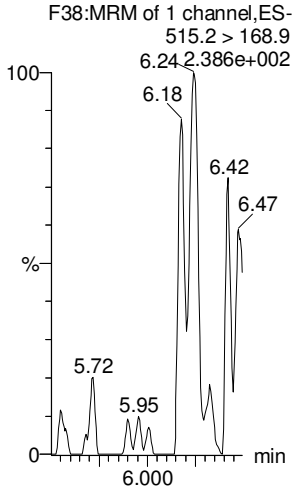

13C2-PFDoA

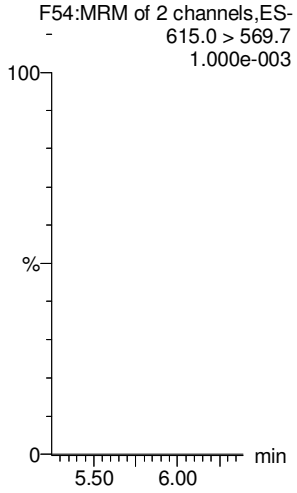

Vista Analytical Laboratory

Dataset: Untitled

Last Altered: Saturday, March 03, 2018 05:33:33 Pacific Standard Time
Printed: Saturday, March 03, 2018 05:33:41 Pacific Standard Time

Name: 180301M1_12, Date: 02-Mar-2018, Time: 02:46:32, ID: IPA, Description: IPA

PFTeDA

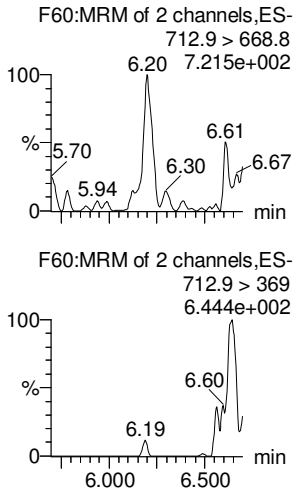

N-EtFOSA

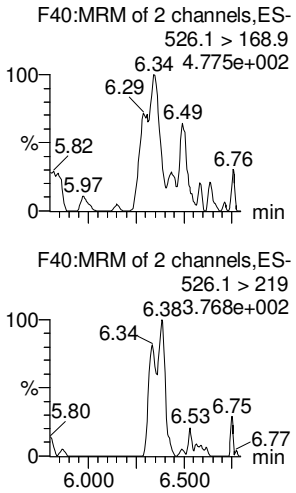

PFHxDA

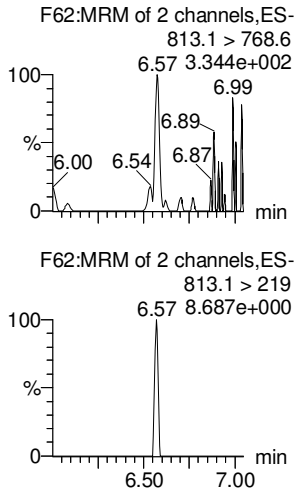

PFODA

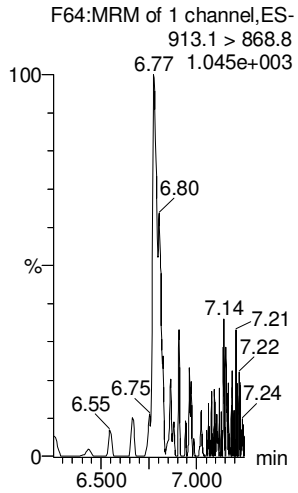

N-MeFOSE

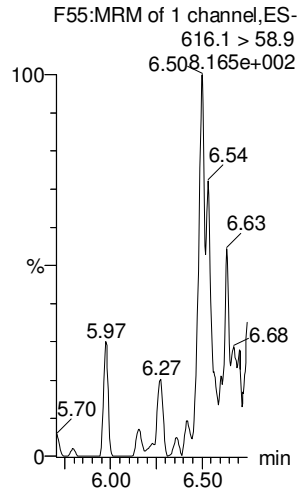

N-EtFOSE

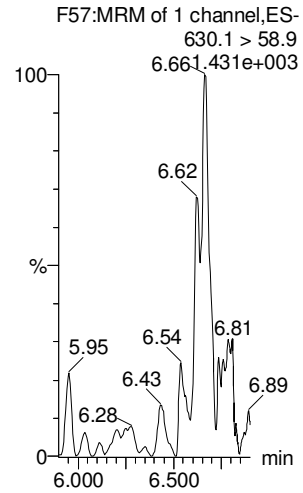

13C2-PFTeDA

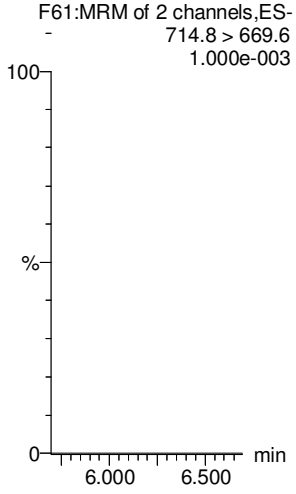

d5-N-ETFOSA

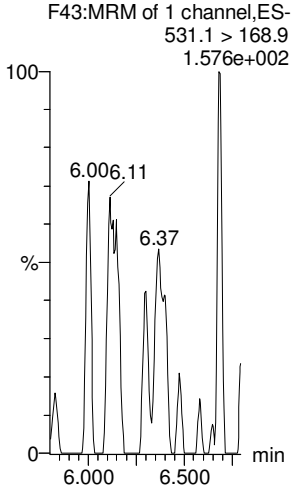

13C2-PFHxDA

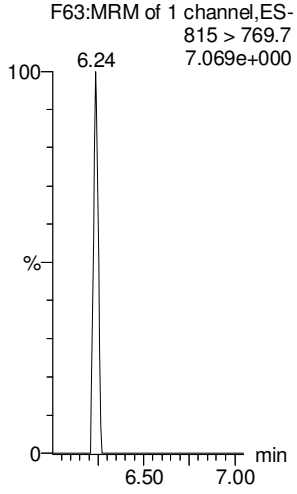

13C2-PFHxDA

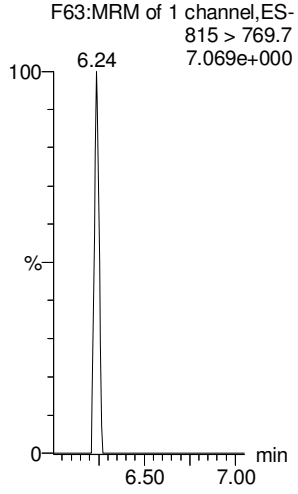

d7-N-MeFOSE

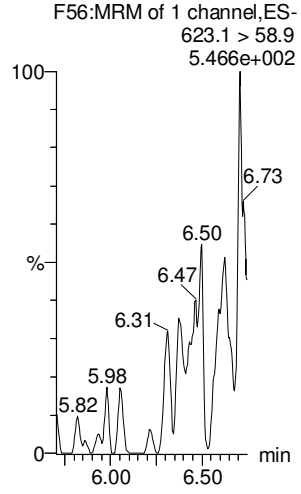

d9-N-EtFOSE

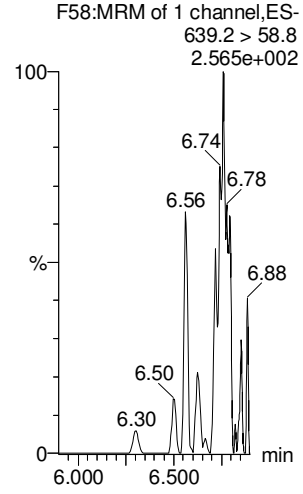

Vista Analytical Laboratory

Dataset: Untitled

Last Altered: Saturday, March 03, 2018 05:33:33 Pacific Standard Time
Printed: Saturday, March 03, 2018 05:33:41 Pacific Standard Time

Name: 180301M1_12, Date: 02-Mar-2018, Time: 02:46:32, ID: IPA, Description: IPA

13C4-PFBA

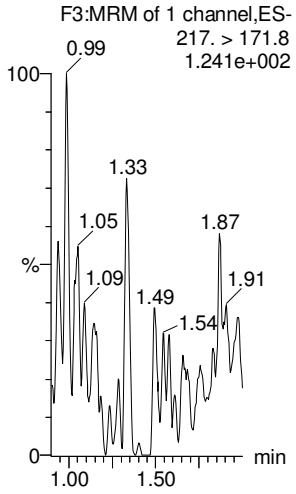

13C5-PFHxA

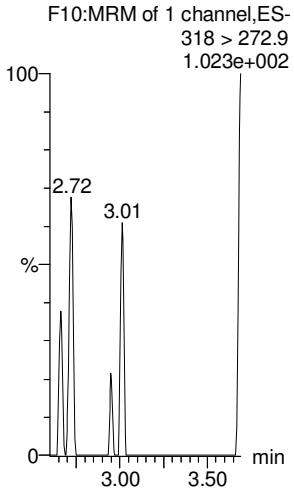

13C3-PFHxS

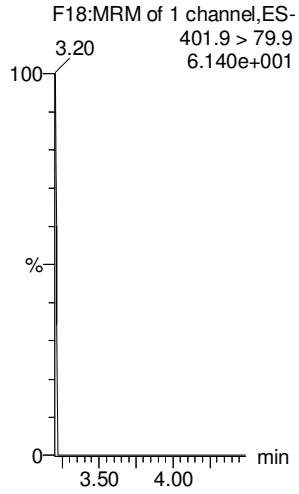

13C8-PFOA

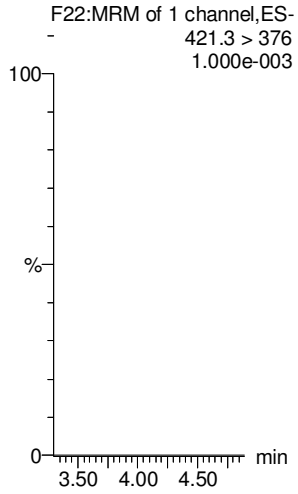

13C9-PFNA

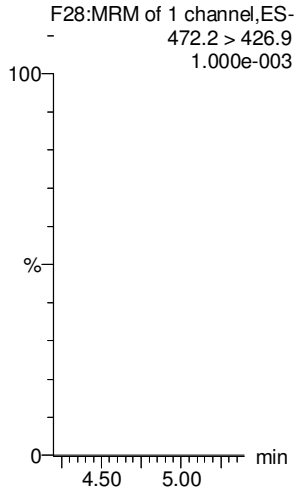

13C4-PFOS

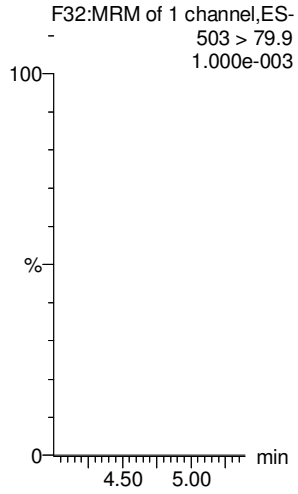

13C6-PFDA

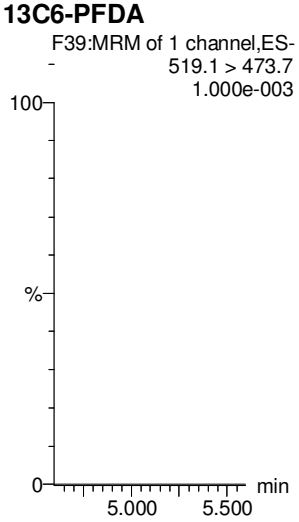

13C7-PFUdA

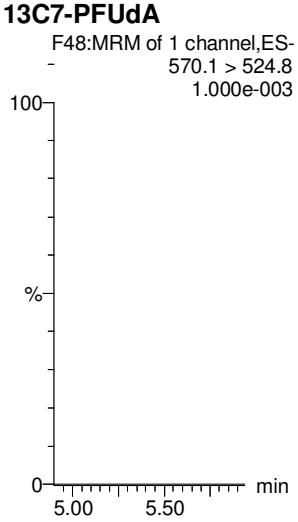

LC Calibration Standards Review Checklist Q4

		ION Ratio	Concentration	C-Cals Name	Sign Date	Correct I-Cal	Manual Integrations	NA
Calibration ID: ST180301M1-11	L (M) H	☑	☑	☑	☑	☑	☑	☐
Calibration ID: -12	L (M) H	☐	☑	☑	☑	☑	☑	☐
Calibration ID: -13	(L) M H	☐	☑ (A)	☑	☑	☑	☑	☐
Calibration ID: -14	L (M) H	☐	☑	☑	☑	☑	☑	☐
Calibration ID: -15	L (M) H	☐	☑ (B)	☑	☑	☑	☑	☐
Calibration ID: -16	L (M) H	☑	☑	☑	☑	☑	☑	☑
Calibration ID:	L M H	☐	☐	☐	☐	☐	☐	☐
Calibration ID:	L M H	☐	☐	☐	☐	☐	☐	☐
Calibration ID:	L M H	☐	☐	☐	☐	☐	☐	☐
Calibration ID:	L M H	☐	☐	☐	☐	☐	☐	☐

Full Mass Cal. Date: 12/27/17

Run Log Present: ☑

# of Samples per Sequence Checked: ☑

Instrument Blank Saved ☑

IIS Area Saved ☑

Reviewed By: MJT 3/5/18
Initials/Date

Comments:

(A) PFHxS < 70%, PFOSA > 130%.

(B) 6:2 FTS > 130%.

Vista Analytical Laboratory

Dataset: F:\Projects\PFAS.PRO\Results\180301M1\180301M1-35.qld

Last Altered: Monday, March 05, 2018 08:57:22 Pacific Standard Time
Printed: Monday, March 05, 2018 08:57:34 Pacific Standard Time

JJT 3/5/18

Method: F:\Projects\PFAS.PRO\MethDB\PFAS_FULL_80C_022718.mdb 28 Feb 2018 13:19:45
Calibration: F:\Projects\PFAS.PRO\CurveDB\C18_VAL-PFAS_Q4_03-01-18-FULL.cdb 05 Mar 2018 08:17:35

Name: 180301M1_35, Date: 02-Mar-2018, Time: 07:10:14, ID: ST180301M1-11 PFC CS3 18B2317, Description: PFC CS3 18B2317

	#	Name	Trace	Area	IS Area	RRF	Pred.RT	RT	y Axis Resp.	Conc.	%Rec	Recovery Out
1	1	PFBA	213.0 > 168.8	6.27e3	6.85e3		1.46	1.45	11.4	9.43	94.3	NO
2	2	PFPeA	263.1 > 218.9	1.01e4	1.29e4		2.31	2.42	9.82	9.76	97.6	NO
3	3	PFBS	299.0 > 79.7	2.41e3	1.67e3		2.60	2.69	18.1	10.1	100.8	NO
4	4	4:2 FTS	327.2>307.2	1.92e3	1.67e3		3.00	3.09	14.4	10.4	103.7	NO
5	5	PFHxA	313.2 > 268.9	1.25e4	3.97e3		3.19	3.18	15.8	10.2	102.5	NO
6	6	PFPeS	349.1>80.1	2.72e3	1.67e3		3.39	3.38	20.4	10.4	104.2	NO
7	7	PFHpA	363.0 > 318.9	9.59e3	9.38e3		3.81	3.80	12.8	9.36	93.6	NO
8	8	L-PFHxS	398.9 > 79.6	1.65e3	1.18e3		4.17	3.95	17.4	10.4	103.6	NO
9	10	6:2 FTS	427.1 > 407	2.27e3	1.61e4		4.28	4.27	1.76	9.66	96.6	NO
10	11	L-PFOA	413 > 368.7	1.23e4	1.61e4		4.40	4.32	9.57	9.81	98.1	NO
11	13	PFHpS	449 > 80.0	2.96e3	1.61e4		4.44	4.44	2.30	9.74	97.4	NO
12	14	PFNA	463.0 > 418.8	1.37e4	1.18e4		4.76	4.76	14.6	10.2	102.4	NO
13	15	PFOSA	498.1 > 77.8	2.73e3	3.53e3		4.83	4.83	9.69	9.09	90.9	NO
14	16	L-PFOS	499 > 79.9	2.95e3	3.63e3		4.90	4.84	10.2	9.17	91.7	NO
15	18	PFDA	513 > 468.8	1.26e4	1.39e4		5.14	5.14	11.4	7.69	76.9	NO
16	19	8:2 FTS	527 > 506.9	2.95e3	1.61e4		5.12	5.11	2.30	10.9	108.8	NO
17	20	PFNS	549.1>80.1	2.38e3	3.63e3		5.08	5.21	8.20	8.85	88.5	NO
18	21	N-MeFOSAA	570.1 > 419	7.24e3	5.24e3		5.29	5.29	17.3	11.7	116.9	NO
19	22	N-EtFOSAA	584.2 > 419	5.63e3	6.68e3		5.45	5.45	10.5	10.9	108.9	NO
20	23	PFUdA	563.0 > 518.9	1.17e4	1.52e4		5.46	5.47	9.64	9.14	91.4	NO
21	24	PFDS	598.8 > 80	3.18e3	1.52e4		5.51	5.51	2.61	9.27	92.7	NO
22	25	PFDoA	612.9 > 569.0	1.42e4	1.22e4		5.74	5.75	14.6	10.9	109.1	NO
23	26	N-MeFOSA	512.1 > 168.9	7.48e3	2.03e4		5.84	5.97	55.3	55.1	110.3	NO
24	27	PFTrDA	662.9 > 618.9	1.27e4	1.22e4		5.98	6.00	13.0	8.58	85.8	NO
25	28	PFTeDA	712.9 > 668.8	1.13e4	5.68e3		6.20	6.22	24.8	9.13	91.3	NO
26	29	N-EtFOSA	526.1 > 168.9	9.92e3	3.27e4		6.22	6.38	45.5	51.1	102.2	NO
27	30	PFHxDA	813.1 > 768.6	5.44e3	4.22e3		6.51	6.56	6.44	9.73	97.3	NO
28	31	PFODA	913.1 > 868.8	7.22e3	4.22e3		6.74	6.79	8.55	11.1	111.0	NO
29	32	N-MeFOSE	616.1 > 58.9	8.88e3	2.54e4		6.31	6.52	52.5	51.9	103.8	NO
30	33	N-EtFOSE	630.1 > 58.9	9.60e3	2.78e4		6.45	6.66	51.8	43.4	86.8	NO
31	34	13C3-PFBA	216.1 > 171.8	6.85e3	7.31e3	0.895	1.46	1.45	11.7	13.1	104.7	NO

JM 3/5/18

Vista Analytical Laboratory

Dataset: F:\Projects\PFAS.PRO\Results\180301M1\180301M1-35.qld

Last Altered: Monday, March 05, 2018 08:57:22 Pacific Standard Time
Printed: Monday, March 05, 2018 08:57:34 Pacific Standard Time

Name: 180301M1_35, Date: 02-Mar-2018, Time: 07:10:14, ID: ST180301M1-11 PFC CS3 18B2317, Description: PFC CS3 18B2317

	#	Name	Trace	Area	IS Area	RRF	Pred.RT	RT	y Axis Resp.	Conc.	%Rec	Recovery Out
32	35	13C3-PFPeA	266. > 221.8	1.29e4	1.43e4	0.983	2.42	2.42	11.2	11.4	91.2	NO
33	36	13C3-PFBS	302. > 98.8	1.67e3	1.43e4	0.125	2.69	2.69	1.45	11.6	93.0	NO
34	37	13C2-PFHxA	315 > 269.8	3.97e3	1.43e4	0.722	3.19	3.18	3.46	4.79	95.7	NO
35	38	13C4-PFHpA	367.2 > 321.8	9.38e3	1.43e4	0.687	3.81	3.80	8.17	11.9	95.2	NO
36	39	18O2-PFHxS	403.0 > 102.6	1.18e3	3.02e3	0.367	3.96	3.95	4.89	13.3	106.5	NO
37	40	13C2-PFOA	414.9 > 369.7	1.61e4	1.06e4	1.260	4.33	4.33	19.0	15.0	120.3	NO
38	41	13C5-PFNA	468.2 > 422.9	1.18e4	1.11e4	0.959	4.76	4.77	13.3	13.8	110.6	NO
39	42	13C8-PFOSA	506.1 > 77.7	3.53e3	1.50e4	0.229	4.83	4.83	2.93	12.8	102.5	NO
40	43	13C8-PFOS	507.0 > 79.9	3.63e3	3.29e3	1.053	4.84	4.84	13.8	13.1	104.8	NO
41	44	13C2-PFDA	515.1 > 469.9	1.39e4	1.44e4	0.977	5.14	5.14	12.1	12.3	98.7	NO
42	45	d3-N-MeFOSAA	573.3 > 419	5.24e3	1.50e4	0.384	5.29	5.29	4.36	11.3	90.7	NO
43	46	d5-N-EtFOSAA	589.3 > 419	6.68e3	1.50e4	0.403	5.45	5.45	5.55	13.8	110.4	NO
44	47	13C2-PFUdA	565 > 519.8	1.52e4	1.50e4	1.019	5.46	5.47	12.7	12.4	99.4	NO
45	48	13C2-PFDoA	615.0 > 569.7	1.22e4	1.50e4	0.908	5.74	5.75	10.1	11.2	89.3	NO
46	49	d3-N-MeFOSA	515.2 > 168.9	2.03e4	1.50e4	0.117	5.84	5.99	16.9	144	95.8	NO
47	50	13C2-PFTeDA	714.8 > 669.6	5.68e3	1.50e4	0.414	6.20	6.22	4.73	11.4	91.4	NO
48	51	d5-N-ETFOSA	531.1 > 168.9	3.27e4	1.50e4	0.181	6.22	6.39	27.2	150	100.2	NO
49	52	13C2-PFHxDA	815 > 769.7	4.22e3	1.50e4	0.782	6.51	6.56	3.51	4.49	89.8	NO
50	53	d7-N-MeFOSE	623.1 > 58.9	2.54e4	1.50e4	0.172	6.31	6.51	21.1	123	81.9	NO
51	54	d9-N-EtFOSE	639.2 > 58.8	2.78e4	1.50e4	0.146	6.45	6.65	23.1	158	105.2	NO
52	55	13C4-PFBA	217. > 171.8	7.31e3	7.31e3	1.000	1.46	1.45	12.5	12.5	100.0	NO
53	56	13C5-PFHxA	318 > 272.9	1.43e4	1.43e4	1.000	3.19	3.18	12.5	12.5	100.0	NO
54	57	13C3-PFHxS	401.9 > 79.9	3.02e3	3.02e3	1.000	3.96	3.95	12.5	12.5	100.0	NO
55	58	13C8-PFOA	421.3 > 376	1.06e4	1.06e4	1.000	4.33	4.33	12.5	12.5	100.0	NO
56	59	13C9-PFNA	472.2 > 426.9	1.11e4	1.11e4	1.000	4.70	4.76	12.5	12.5	100.0	NO
57	60	13C4-PFOS	503 > 79.9	3.29e3	3.29e3	1.000	4.84	4.84	12.5	12.5	100.0	NO
58	61	13C6-PFDA	519.1 > 473.7	1.44e4	1.44e4	1.000	5.14	5.14	12.5	12.5	100.0	NO
59	62	13C7-PFUdA	570.1 > 524.8	1.50e4	1.50e4	1.000	5.46	5.47	12.5	12.5	100.0	NO

Quantify Compound Summary Report **MassLynx MassLynx V4.1 SCN945 SCN960**
Vista Analytical Laboratory

Dataset: Untitled

Last Altered: Saturday, March 03, 2018 06:14:29 Pacific Standard Time
Printed: Saturday, March 03, 2018 06:14:58 Pacific Standard Time

Method: F:\Projects\PFAS.PRO\MethDB\PFAS_FULL_80C_022718.mdb 28 Feb 2018 13:19:45
Calibration: F:\Projects\PFAS.PRO\CurveDB\C18_VAL-PFAS_Q4_03-01-18-FULL.cdb 03 Mar 2018 05:24:54

Compound name: PFBA

	Name	ID	Acq.Date	Acq.Time
1	180301M1_2	ST180301M1-1 PFC CS-2 18B2312	02-Mar-18	00:51:52
2	180301M1_3	ST180301M1-2 PFC CS-1 18B2313	02-Mar-18	01:03:19
3	180301M1_4	ST180301M1-3 PFC CS0 18B2314	02-Mar-18	01:14:50 ✔
4	180301M1_5	ST180301M1-4 PFC CS1 18B2315	02-Mar-18	01:26:16
5	180301M1_6	ST180301M1-5 PFC CS2 18B2316	02-Mar-18	01:37:43
6	180301M1_7	ST180301M1-6 PFC CS3 18B2317	02-Mar-18	01:49:10
7	180301M1_8	ST180301M1-7 PFC CS4 18B2318	02-Mar-18	02:00:37
8	180301M1_9	ST180301M1-8 PFC CS5 18B2319	02-Mar-18	02:12:06
9	180301M1_10	ST180301M1-9 PFC CS6 18B2320	02-Mar-18	02:23:33
10	180301M1_11	ST180301M1-10 PFC CS7 18B2321	02-Mar-18	02:35:03
11	180301M1_12	IPA	02-Mar-18	02:46:32
12	180301M1_13	ICV180301M1-1 PFC ICV 18B2311	02-Mar-18	02:58:02 ✔
13	180301M1_14	IPA	02-Mar-18	03:09:32
14	180301M1_15	1800342-20 WI-AF-MW-200-0218 0.11976	02-Mar-18	03:21:00
15	180301M1_16	1800327-07 OF-FB44-0218 0.12118	02-Mar-18	03:32:29
16	180301M1_17	1800327-08 OF-RW59-0218 0.1103	02-Mar-18	03:43:58
17	180301M1_18	1800327-09 OF-FB59-0218 0.11633	02-Mar-18	03:55:25
18	180301M1_19	1800327-10 OF-RW03-0218 0.11147	02-Mar-18	04:06:52
19	180301M1_20	1800327-11 OF-FB03-0218 0.11762	02-Mar-18	04:18:19
20	180301M1_21	1800327-12 OF-RW37-0218 0.11621	02-Mar-18	04:29:45
21	180301M1_22	1800327-13 OF-FB37-0218 0.1165	02-Mar-18	04:41:15
22	180301M1_23	B8B0131-BS1 OPR 0.125	02-Mar-18	04:52:36
23	180301M1_24	B8B0131-BLK1 Method Blank 0.125	02-Mar-18	05:04:03
24	180301M1_25	B8B0131-MS1 Matrix Spike 0.12126	02-Mar-18	05:15:33
25	180301M1_26	B8B0131-MSD1 Matrix Spike Dup 0.11914	02-Mar-18	05:27:03
26	180301M1_27	1800329-01 OF-RW59-INF01-0218 0.11462	02-Mar-18	05:38:31
27	180301M1_28	1800329-02 OF-RW59-INF01P-0218 0.11789	02-Mar-18	05:50:02
28	180301M1_29	1800329-03 OF-RW59-MID01-0218 0.11984	02-Mar-18	06:01:31
29	180301M1_30	1800329-04 OF-RW59-EFF01-0218 0.1216	02-Mar-18	06:13:01
30	180301M1_31	1800329-05 OF-RW59-FB01-0218 0.11314	02-Mar-18	06:24:29
31	180301M1_32	1800329-06 OF-RW08-INF01-0218 0.12179	02-Mar-18	06:35:56

Vista Analytical Laboratory

Dataset: Untitled

Last Altered: Saturday, March 03, 2018 06:14:29 Pacific Standard Time
Printed: Saturday, March 03, 2018 06:14:58 Pacific Standard Time

Compound name: PFBA

	Name	ID	Acq.Date	Acq.Time
32	180301M1_33	1800329-07 OF-RW08-MID01-0218 0.10892	02-Mar-18	06:47:18
33	180301M1_34	IPA	02-Mar-18	06:58:45
34	180301M1_35	ST180301M1-11 PFC CS3 18B2317	02-Mar-18	07:10:14
35	180301M1_36	IPA	02-Mar-18	07:21:44
36	180301M1_37	1800329-08 OF-RW08-EFF01-0218 0.12262	02-Mar-18	07:33:13
37	180301M1_38	1800329-09 OF-RW08-FB01-0218 0.12173	02-Mar-18	07:44:43
38	180301M1_39	1800329-10 OF-RW63-INF01-0218 0.11237	02-Mar-18	07:56:13
39	180301M1_40	1800329-11 OF-RW63-MID01-0218 0.11515	02-Mar-18	08:07:43
40	180301M1_41	1800329-12 OF-RW63-EFF01-0218 0.12129	02-Mar-18	08:19:12
41	180301M1_42	1800329-13 OF-RW63-FB01-0218 0.12066	02-Mar-18	08:30:41
42	180301M1_43	1800329-14 OF-RW44-INF01-0218 0.11484	02-Mar-18	08:42:11
43	180301M1_44	1800329-15 OF-RW44-MID01-0218 0.12094	02-Mar-18	08:53:41
44	180301M1_45	1800329-16 OF-RW44-EFF01-0218 0.11743	02-Mar-18	09:05:10
45	180301M1_46	1800329-17 OF-RW44-FB01-0218 0.12155	02-Mar-18	09:16:31
46	180301M1_47	1800329-18 OF-RW42B-INF01-0218 0.11569	02-Mar-18	09:27:58
47	180301M1_48	B8B0122-BS1 OPR 0.125	02-Mar-18	09:39:25
48	180301M1_49	B8B0122-BSD1 LCSD 0.125	02-Mar-18	09:50:55
49	180301M1_50	B8B0122-BLK1 Method Blank 0.125	02-Mar-18	10:02:24
50	180301M1_51	1800323-01 OF-RW83-0218 0.11418	02-Mar-18	10:13:54
51	180301M1_52	1800323-02 OF-FB83-0218 0.11591	02-Mar-18	10:25:24
52	180301M1_53	1800323-03 OF-RW38-0218 0.11407	02-Mar-18	10:36:53
53	180301M1_54	IPA	02-Mar-18	10:48:23
54	180301M1_55	ST180301M1-12 PFC CS3 18B2317	02-Mar-18	10:59:50
55	180301M1_56	IPA	02-Mar-18	11:11:20
56	180301M1_57	1800323-04 OF-FB38-0218 0.11688	02-Mar-18	11:22:49
57	180301M1_58	1800323-05 OF-RW43-0218 0.1084	02-Mar-18	11:34:19
58	180301M1_59	1800323-06 OF-FB43-0218 0.10942	02-Mar-18	11:45:48
59	180301M1_60	1800323-07 OF-RW08-0218 0.11646	02-Mar-18	11:57:18
60	180301M1_61	1800323-08 OF-FB08-0218 0.11707	02-Mar-18	12:08:45
61	180301M1_62	1800323-09 OF-RW16-0218 0.11565	02-Mar-18	12:20:15
62	180301M1_63	1800323-10 OF-FB16-0218 0.11729	02-Mar-18	12:31:44
63	180301M1_64	1800324-01 OF-RW63-0218 0.11462	02-Mar-18	12:43:14
64	180301M1_65	IPA	02-Mar-18	12:54:41
65	180301M1_66	ST180301M1-13 PFC CS0 18B2314	02-Mar-18	13:06:11

Vista Analytical Laboratory

Dataset: Untitled

Last Altered: Saturday, March 03, 2018 06:14:29 Pacific Standard Time
Printed: Saturday, March 03, 2018 06:14:58 Pacific Standard Time

Compound name: PFBA

	Name	ID	Acq.Date	Acq.Time
66	180301M1_67	IPA	02-Mar-18	13:17:40
67	180301M1_68	1800324-02 OF-FB63-0218 0.11622	02-Mar-18	13:29:10
68	180301M1_69	1800324-03 OF-RW23-0218 0.11311	02-Mar-18	13:40:37
69	180301M1_70	1800324-04 OF-FB23-0218 0.11692	02-Mar-18	13:52:07
70	180301M1_71	1800324-05 OF-RW28-0218 0.11227	02-Mar-18	14:03:36
71	180301M1_72	1800324-06 OF-FB28-0218 0.11581	02-Mar-18	14:15:06
72	180301M1_73	1800324-07 OF-RW60-0218 0.11223	02-Mar-18	14:26:32
73	180301M1_74	1800324-08 OF-RW60P-0218 0.11541	02-Mar-18	14:38:02
74	180301M1_75	1800324-09 OF-FB60-0218 0.11817	02-Mar-18	14:49:29
75	180301M1_76	1800324-10 OF-RW42C-0218 0.11358	02-Mar-18	15:00:58
76	180301M1_77	B8B0068-BS1 OPR 0.25	02-Mar-18	15:12:27
77	180301M1_78	B8B0068-BLK1 Method Blank 0.25	02-Mar-18	15:23:58
78	180301M1_79	1800272-01 MtBE_7256 0.26427	02-Mar-18	15:35:24
79	180301M1_80	1800286-01 GW2125180205RAP 0.25961	02-Mar-18	15:46:54
80	180301M1_81	1800286-02 GW3135180206RAP 0.25631	02-Mar-18	15:58:21
81	180301M1_82	1800286-03 GW4044180206RAP 0.25699	02-Mar-18	16:09:50
82	180301M1_83	1800286-04 GW5054180206RAP 0.26906	02-Mar-18	16:21:19
83	180301M1_84	1800286-05 GW5963180207RAP 0.26219	02-Mar-18	16:32:46
84	180301M1_85	IPA	02-Mar-18	16:44:16
85	180301M1_86	ST180301M1-14 PFC CS3 18B2317	02-Mar-18	16:55:46
86	180301M1_87	IPA	02-Mar-18	17:07:16
87	180301M1_88	1800286-06 GW2024180207RAP 0.25995	02-Mar-18	17:18:45
88	180301M1_89	1800286-07 GW3034180207RAP 0.25817	02-Mar-18	17:30:14
89	180301M1_90	1800286-08 GW4145180207RAP 0.26371	02-Mar-18	17:41:43
90	180301M1_91	1800286-09 GW5054180208RAP 0.26011	02-Mar-18	17:53:13
91	180301M1_92	1800293-01 HS DW WELL 1-TAP 0.26085	02-Mar-18	18:04:42
92	180301M1_93	1800293-02 FB1802071025AB 0.26261	02-Mar-18	18:16:12
93	180301M1_94	1800293-03 HS DW WELL 2-TAP 0.25552	02-Mar-18	18:27:41
94	180301M1_95	1800293-04 HS DW WELL 12-TAP 0.26089	02-Mar-18	18:39:11
95	180301M1_96	1800293-05 HS DW WELL 12-TAP-DUP 0.25274	02-Mar-18	18:50:38
96	180301M1_97	1800293-06 HS BUS Garage Well-TAP 0.25645	02-Mar-18	19:02:05
97	180301M1_98	1800293-07 HS Maint. Barn Well-TAP 0.25599	02-Mar-18	19:13:32
98	180301M1_99	IPA	02-Mar-18	19:25:00
99	180301M1_100	ST180301M1-15 PFC CS3 18B2317	02-Mar-18	19:36:30

Vista Analytical Laboratory

Dataset: Untitled

Last Altered: Saturday, March 03, 2018 06:14:29 Pacific Standard Time
Printed: Saturday, March 03, 2018 06:14:58 Pacific Standard Time

Compound name: PFBA

	Name	ID	Acq.Date	Acq.Time
100	180301M1_101	IPA	02-Mar-18	19:47:56
101	180301M1_102	1800293-08 Elementary School Well-TAP 0.261...	02-Mar-18	19:59:26
102	180301M1_103	B8B0072-BS1 OPR 1	02-Mar-18	20:10:55
103	180301M1_104	B8B0072-BLK1 Method Blank 1	02-Mar-18	20:22:16
104	180301M1_105	1800205-01 PFAS in Soil, 462, Soil 101 1.04	02-Mar-18	20:33:43
105	180301M1_106	IPA	02-Mar-18	20:45:10
106	180301M1_107	ST180301M1-16 PFC CS3 18B2317	02-Mar-18	20:56:40
107	180301M1_108	IPA	02-Mar-18	21:08:07

Vista Analytical Laboratory

Dataset: F:\Projects\PFAS.PRO\Results\180301M1\180301M1-35.qld

Last Altered: Monday, March 05, 2018 08:57:22 Pacific Standard Time
Printed: Monday, March 05, 2018 08:57:34 Pacific Standard Time

Method: F:\Projects\PFAS.PRO\MethDB\PFAS_FULL_80C_022718.mdb 28 Feb 2018 13:19:45
Calibration: F:\Projects\PFAS.PRO\CurveDB\C18_VAL-PFAS_Q4_03-01-18-FULL.cdb 05 Mar 2018 08:17:35

Name: 180301M1_35, Date: 02-Mar-2018, Time: 07:10:14, ID: ST180301M1-11 PFC CS3 18B2317, Description: PFC CS3 18B2317

PFBA

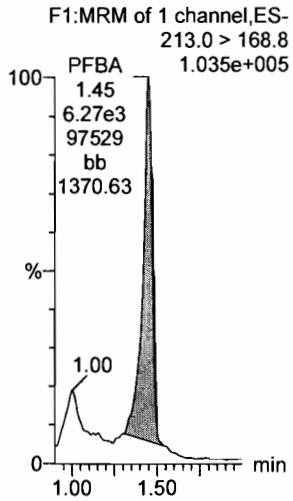

PFPeA

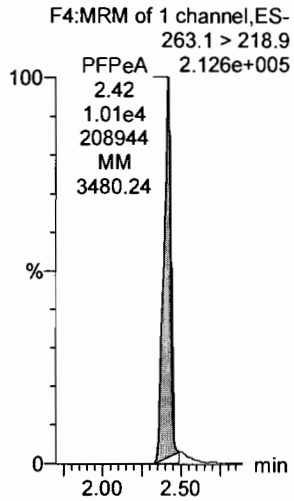

PFBS

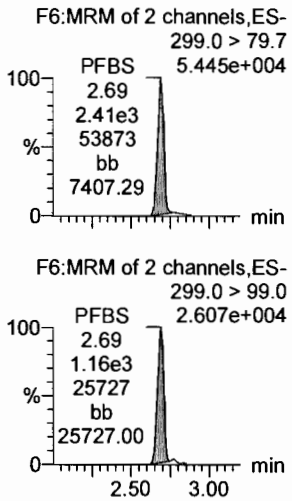

4:2 FTS

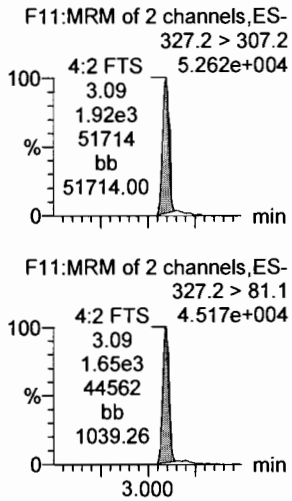

PFHxA

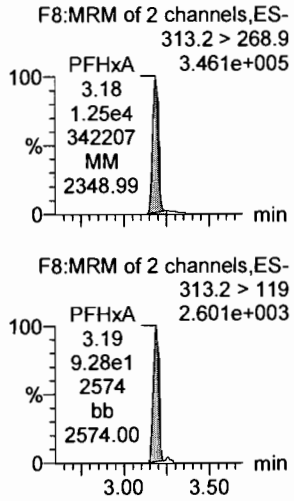

PFPeS

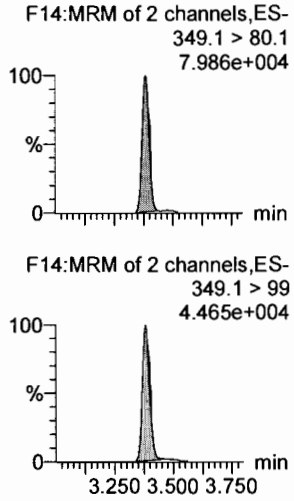

13C3-PFBA

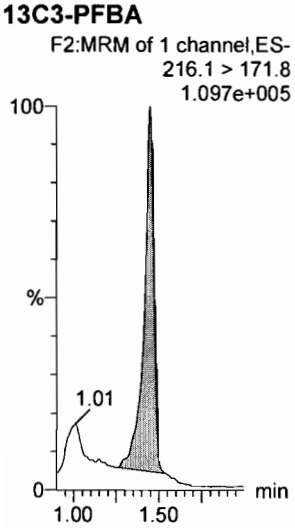

13C3-PFPeA

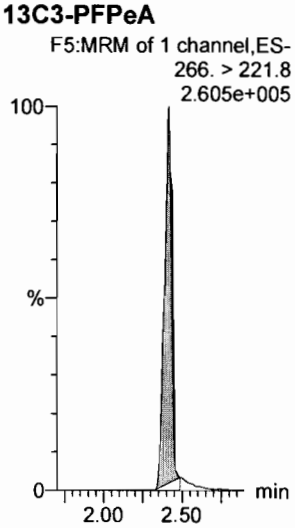

13C3-PFBS

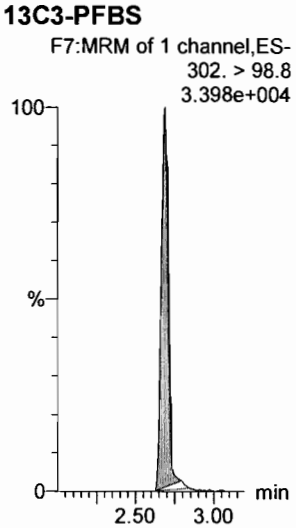

13C3-PFBS

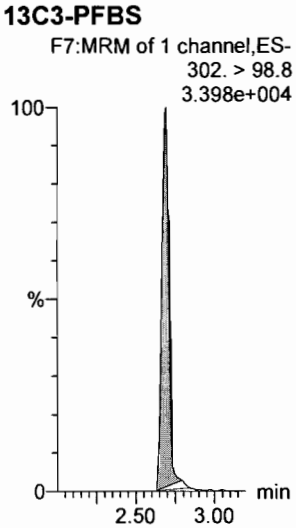

13C2-PFHxA



13C3-PFBS

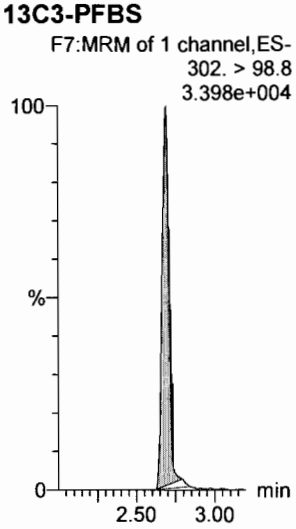

Dataset: F:\Projects\PFAS.PRO\Results\180301M1\180301M1-35.qld

Last Altered: Monday, March 05, 2018 08:57:22 Pacific Standard Time
Printed: Monday, March 05, 2018 08:57:34 Pacific Standard Time

Name: 180301M1_35, Date: 02-Mar-2018, Time: 07:10:14, ID: ST180301M1-11 PFC CS3 18B2317, Description: PFC CS3 18B2317

6:2 FTS

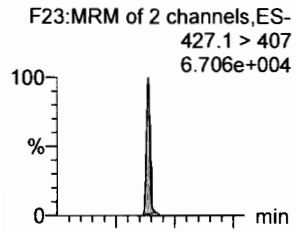

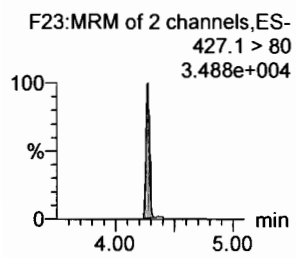

PFHpA

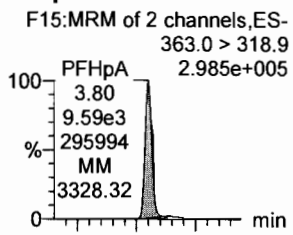

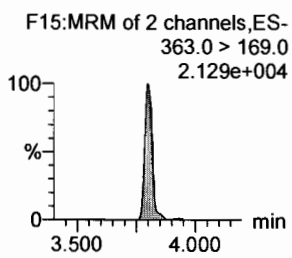

L-PFHxS

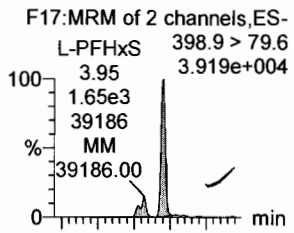

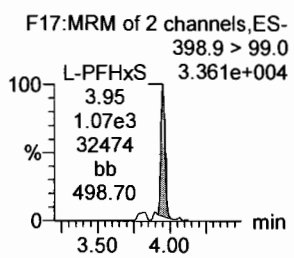

L-PFOA

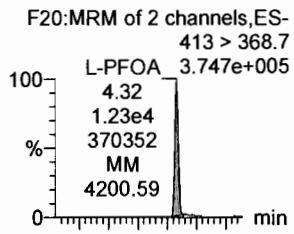

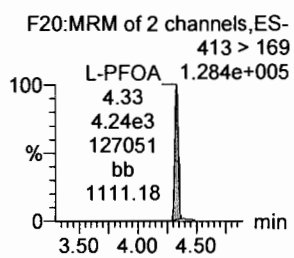

PFHpS

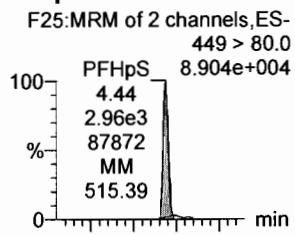

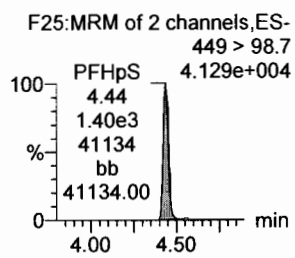

PFNA

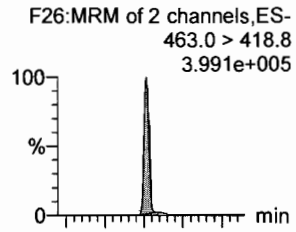

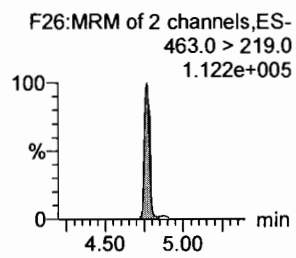

18O2-PFHxS

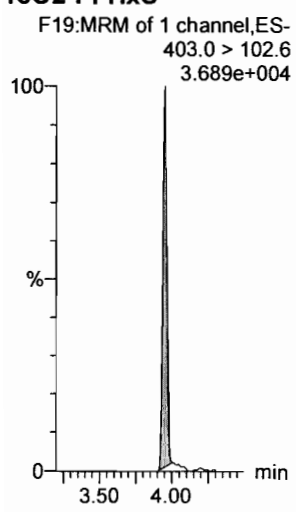

13C4-PFHpA

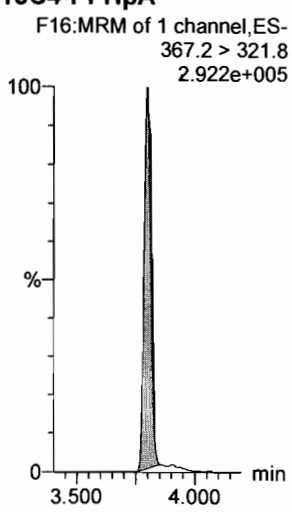

13C2-PFOA

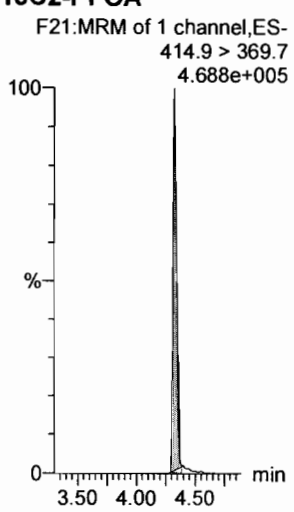

13C2-PFOA

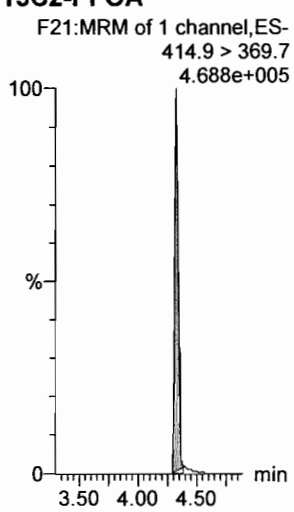

13C2-PFOA



13C5-PFNA

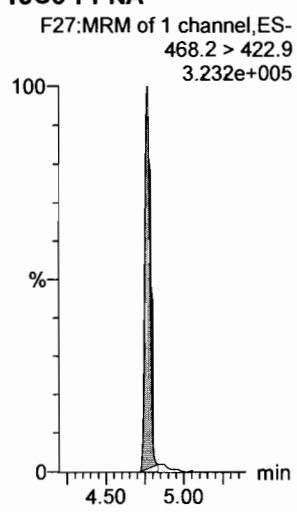

Dataset: F:\Projects\PFAS.PRO\Results\180301M1\180301M1-35.qld

Last Altered: Monday, March 05, 2018 08:57:22 Pacific Standard Time
Printed: Monday, March 05, 2018 08:57:34 Pacific Standard Time

Name: 180301M1_35, Date: 02-Mar-2018, Time: 07:10:14, ID: ST180301M1-11 PFC CS3 18B2317, Description: PFC CS3 18B2317

PFOSA

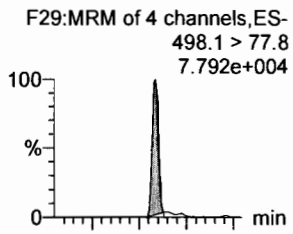

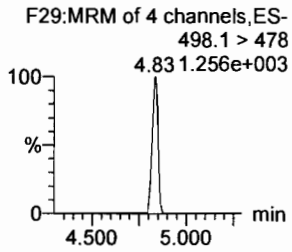

L-PFOS

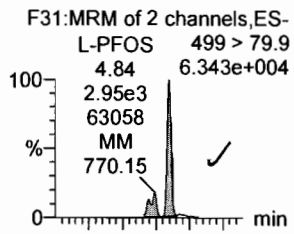

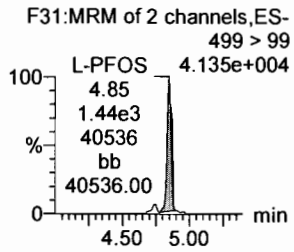

PFDA

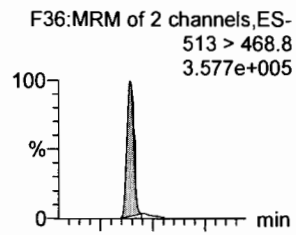

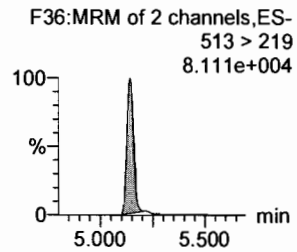

8:2 FTS

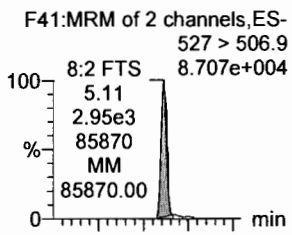

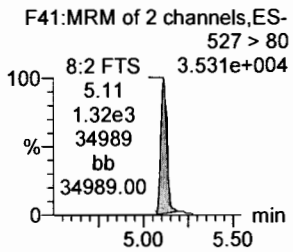

PFNS

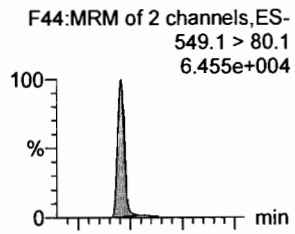

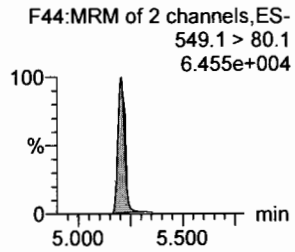

N-MeFOSAA

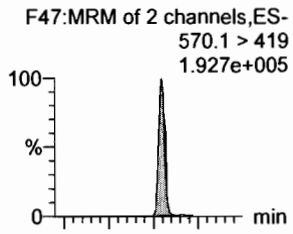

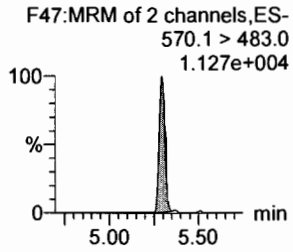

13C8-PFOSA

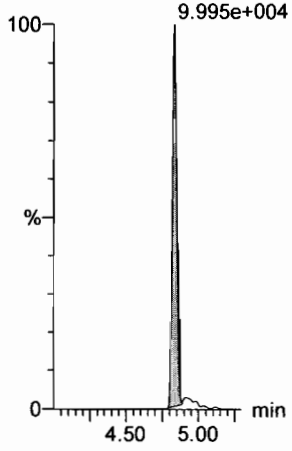

13C8-PFOS

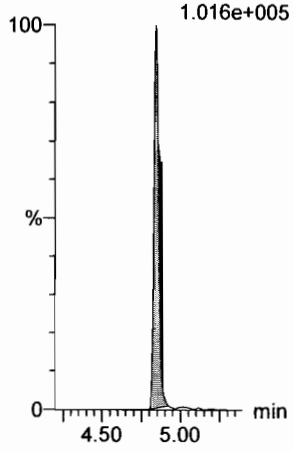

13C2-PFDA

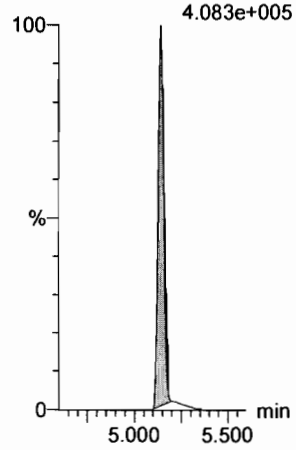

13C2-PFOA

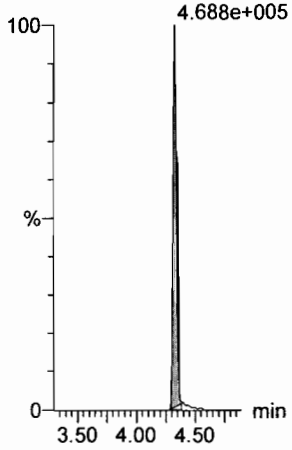

13C2-PFOA

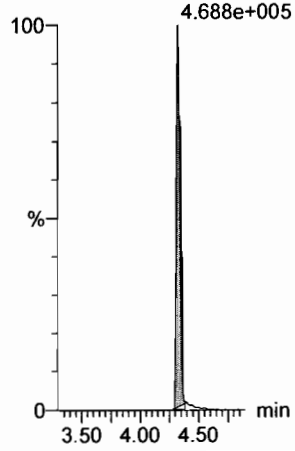

d3-N-MeFOSAA

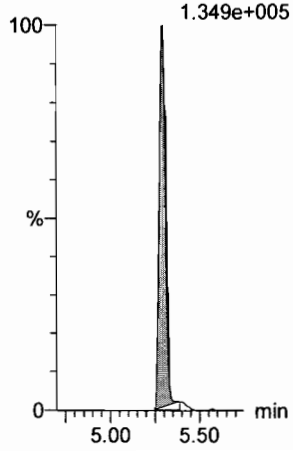

Vista Analytical Laboratory

Dataset: F:\Projects\PFAS.PRO\Results\180301M1\180301M1-35.qld

Last Altered: Monday, March 05, 2018 08:57:22 Pacific Standard Time
Printed: Monday, March 05, 2018 08:57:34 Pacific Standard Time

Name: 180301M1_35, Date: 02-Mar-2018, Time: 07:10:14, ID: ST180301M1-11 PFC CS3 18B2317, Description: PFC CS3 18B2317

N-EtFOSAA

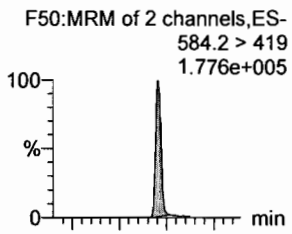

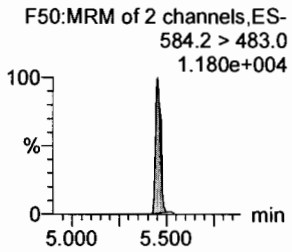

PFDoA

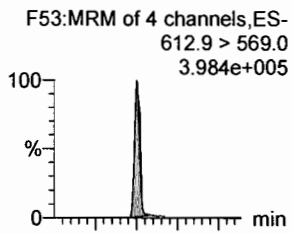

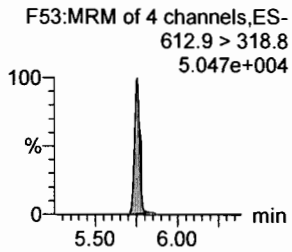

PFDS

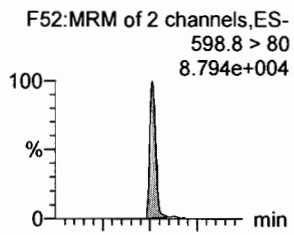

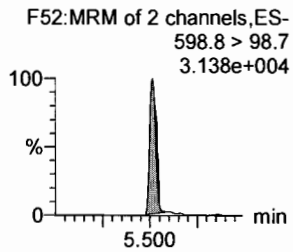

PFUdA

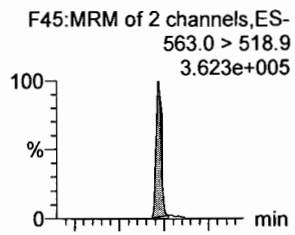

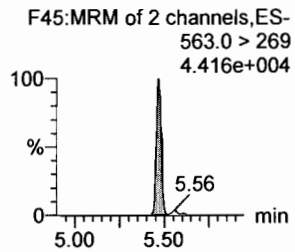

N-MeFOSA

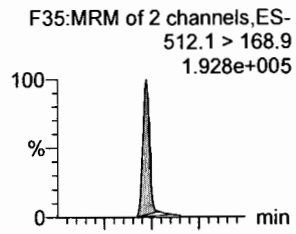

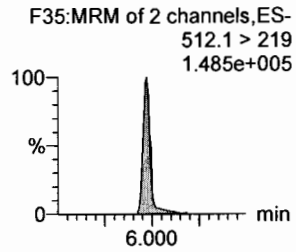

PFTrDA

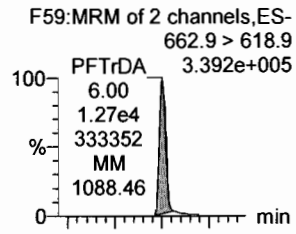

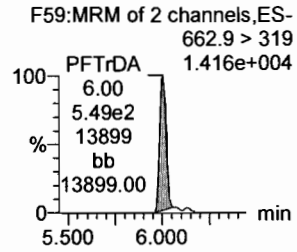

d5-N-EtFOSAA

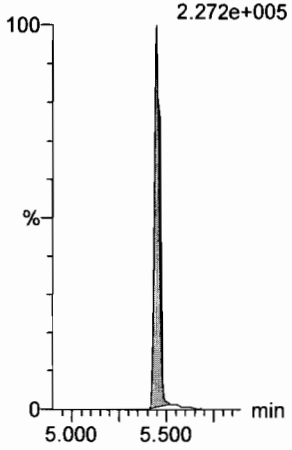

13C2-PFDoA

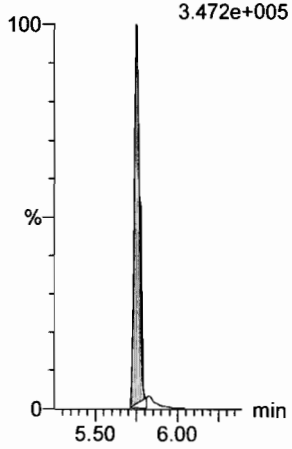

13C2-PFUdA

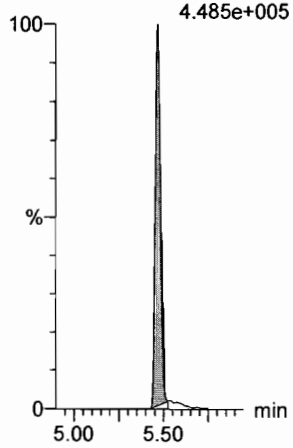

13C2-PFUdA

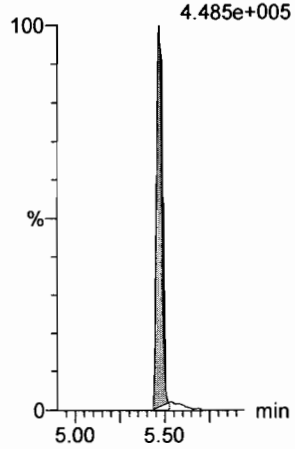

d3-N-MeFOSA

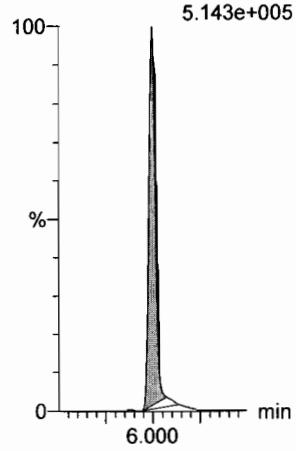

13C2-PFDoA

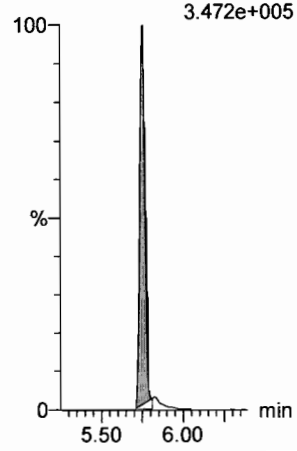

Dataset: F:\Projects\PFAS.PRO\Results\180301M1\180301M1-35.qld

Last Altered: Monday, March 05, 2018 08:57:22 Pacific Standard Time
Printed: Monday, March 05, 2018 08:57:34 Pacific Standard Time

Name: 180301M1_35, Date: 02-Mar-2018, Time: 07:10:14, ID: ST180301M1-11 PFC CS3 18B2317, Description: PFC CS3 18B2317

PFTeDA

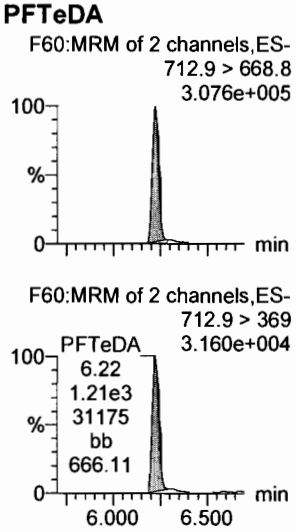

N-EtFOSA

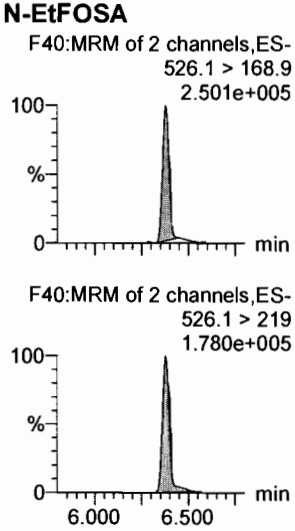

PFHxDA

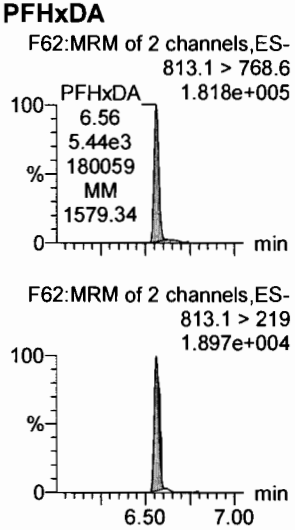

PFODA



N-MeFOSE

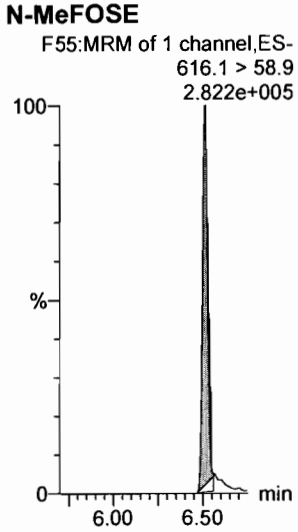

N-EtFOSE

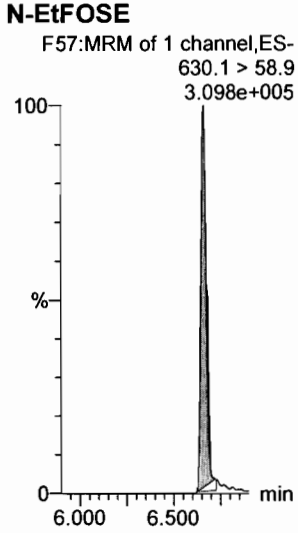

13C2-PFTeDA

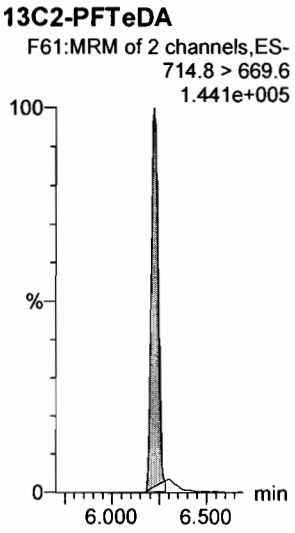

d5-N-ETFOSA

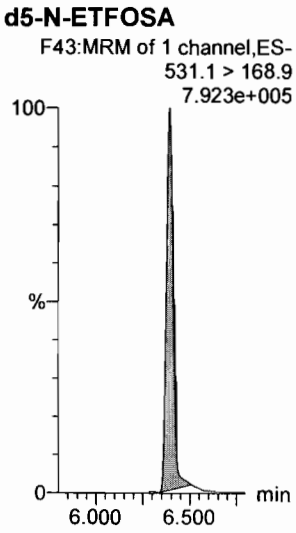

13C2-PFHxDA



13C2-PFHxDA



d7-N-MeFOSE

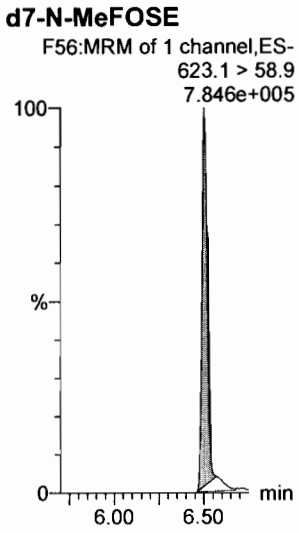

d9-N-EtFOSE

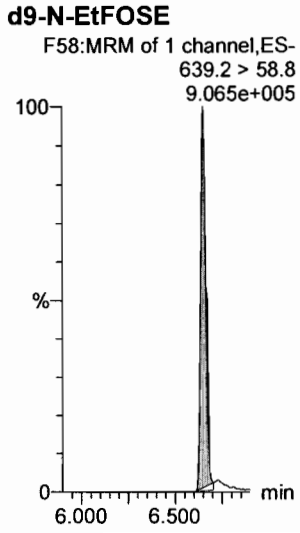

Dataset: F:\Projects\PFAS.PRO\Results\180301M1\180301M1-35.qld

Last Altered: Monday, March 05, 2018 08:57:22 Pacific Standard Time
Printed: Monday, March 05, 2018 08:57:34 Pacific Standard Time

Name: 180301M1_35, Date: 02-Mar-2018, Time: 07:10:14, ID: ST180301M1-11 PFC CS3 18B2317, Description: PFC CS3 18B2317

13C4-PFBA

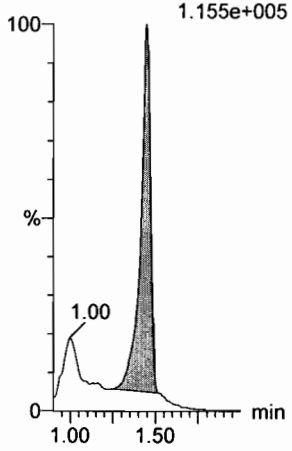

13C5-PFHxA

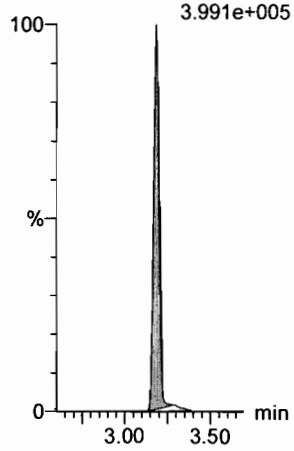

13C3-PFHxS

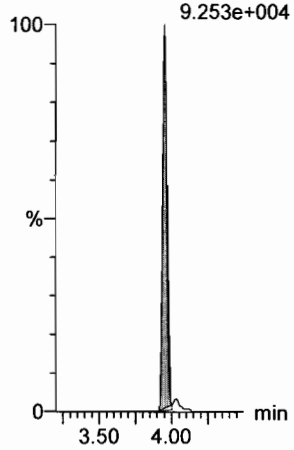

13C8-PFOA

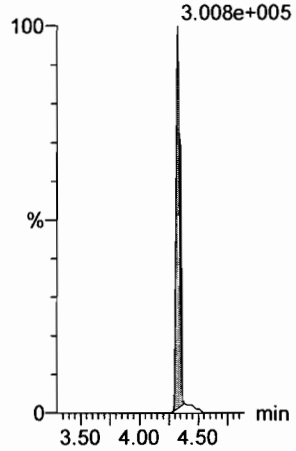

13C9-PFNA

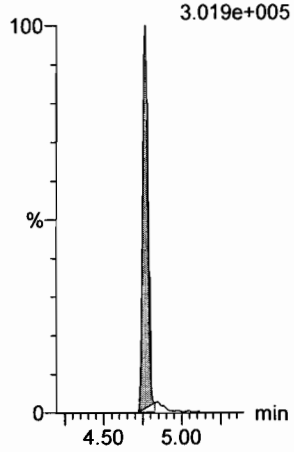

13C4-PFOS

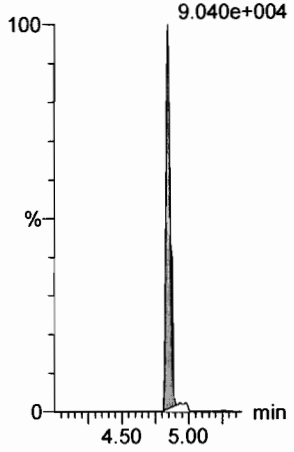

13C6-PFDA

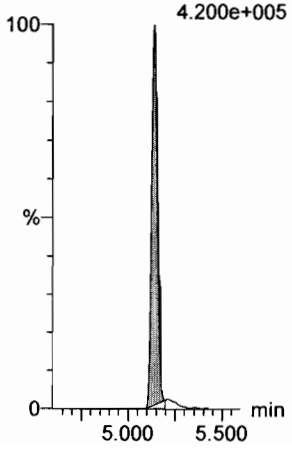

13C7-PFUdA

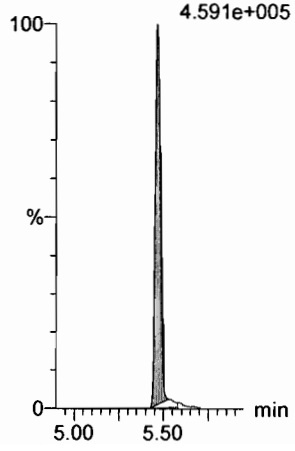

Vista Analytical Laboratory

Dataset: X:\G1.PRO\Results\2018\180306G1\180306G1-IIS_AREA.qld

Last Altered: Wednesday, March 07, 2018 10:39:27 Pacific Standard Time
Printed: Wednesday, March 07, 2018 10:40:37 Pacific Standard Time

Method: X:\G1.PRO\MethDB\PFAS_RS AREAS_1214.mdb 14 Dec 2017 12:08:29
Calibration: 07 Mar 2018 10:39:26

Name: 180306G1_2, Date: 06-Mar-2018, Time: 16:54:12, ID: ST180306G1-1 PFC CS0 18B2314, Description: PFC CS0 18B2314

	#	Name	ID	Area	%Rec	Area Out
1	1	13C4-PFBA	ST180306G1-1 PFC CS0 18B2314	3.38e4	100.0	NO
2	2	13C5-PFHxA	ST180306G1-1 PFC CS0 18B2314	4.03e4	100.0	NO
3	3	13C3-PFHxS	ST180306G1-1 PFC CS0 18B2314	1.87e4	100.0	NO
4	4	13C8-PFOA	ST180306G1-1 PFC CS0 18B2314	2.21e4	100.0	NO
5	5	13C4-PFOS	ST180306G1-1 PFC CS0 18B2314	1.50e4	100.0	NO
6	6	13C9-PFNA	ST180306G1-1 PFC CS0 18B2314	2.19e4	100.0	NO

Name: 180306G1_3, Date: 06-Mar-2018, Time: 17:06:44, ID: IPA, Description: IPA

	#	Name	ID	Area	%Rec	Area Out
1	1	13C4-PFBA	IPA			NO
2	2	13C5-PFHxA	IPA			NO
3	3	13C3-PFHxS	IPA			NO
4	4	13C8-PFOA	IPA			NO
5	5	13C4-PFOS	IPA			NO
6	6	13C9-PFNA	IPA			NO

Name: 180306G1_4, Date: 06-Mar-2018, Time: 17:19:20, ID: 1800342-20 @10X WI-AF-MW-200-0218 0.11976, Description: WI-AF-MW-200-0218

	#	Name	ID	Area	%Rec	Area Out
1	1	13C4-PFBA	1800342-20 @10X WI-AF-MW-200-021...			NO
2	2	13C5-PFHxA	1800342-20 @10X WI-AF-MW-200-021...			NO
3	3	13C3-PFHxS	1800342-20 @10X WI-AF-MW-200-021...			NO
4	4	13C8-PFOA	1800342-20 @10X WI-AF-MW-200-021...			NO
5	5	13C4-PFOS	1800342-20 @10X WI-AF-MW-200-021...			NO
6	6	13C9-PFNA	1800342-20 @10X WI-AF-MW-200-021...			NO

Name: 180306G1_5, Date: 06-Mar-2018, Time: 17:31:50, ID: IPA, Description: IPA

	#	Name	ID	Area	%Rec	Area Out
1	1	13C4-PFBA	IPA			NO
2	2	13C5-PFHxA	IPA			NO
3	3	13C3-PFHxS	IPA			NO
4	4	13C8-PFOA	IPA			NO
5	5	13C4-PFOS	IPA			NO
6	6	13C9-PFNA	IPA			NO

Dataset: X:\G1.PRO\Results\2018\180306G1\180306G1-IIS_AREA.qld

Last Altered: Wednesday, March 07, 2018 10:39:27 Pacific Standard Time
Printed: Wednesday, March 07, 2018 10:40:37 Pacific Standard Time

Name: 180306G1_6, Date: 06-Mar-2018, Time: 17:44:25, ID: ST180306G1-2 PFC CS3 18B2317, Description: PFC CS3 18B2317

	#	Name	ID	Area	%Rec	Area Out
1	1	13C4-PFBA	ST180306G1-2 PFC CS3 18B2317	3.55e4	104.9	NO
2	2	13C5-PFHxA	ST180306G1-2 PFC CS3 18B2317	4.16e4	103.4	NO
3	3	13C3-PFHxS	ST180306G1-2 PFC CS3 18B2317	1.95e4	104.3	NO
4	4	13C8-PFOA	ST180306G1-2 PFC CS3 18B2317	2.63e4	118.9	NO
5	5	13C4-PFOS	ST180306G1-2 PFC CS3 18B2317	1.58e4	105.4	NO
6	6	13C9-PFNA	ST180306G1-2 PFC CS3 18B2317	2.42e4	110.7	NO

Name: 180306G1_7, Date: 06-Mar-2018, Time: 17:56:56, ID: IPA, Description: IPA

	#	Name	ID	Area	%Rec	Area Out
1	1	13C4-PFBA	IPA			NO
2	2	13C5-PFHxA	IPA			NO
3	3	13C3-PFHxS	IPA			NO
4	4	13C8-PFOA	IPA			NO
5	5	13C4-PFOS	IPA			NO
6	6	13C9-PFNA	IPA			NO

Name: 180306G1_8, Date: 06-Mar-2018, Time: 18:14:22, ID: 1800342-20 @10X WI-AF-MW-200-0218 0.11976, Description: WI-AF-MW-200-0218

	#	Name	ID	Area	%Rec	Area Out
1	1	13C4-PFBA	1800342-20 @10X WI-AF-MW-200-021...	2.52e3	7.5	YES
2	2	13C5-PFHxA	1800342-20 @10X WI-AF-MW-200-021...	2.86e3	7.1	YES
3	3	13C3-PFHxS	1800342-20 @10X WI-AF-MW-200-021...	1.49e3	8.0	YES
4	4	13C8-PFOA	1800342-20 @10X WI-AF-MW-200-021...	1.59e3	7.2	YES
5	5	13C4-PFOS	1800342-20 @10X WI-AF-MW-200-021...	7.61e2	5.1	YES
6	6	13C9-PFNA	1800342-20 @10X WI-AF-MW-200-021...	1.51e3	6.9	YES

Name: 180306G1_9, Date: 06-Mar-2018, Time: 18:29:53, ID: IPA, Description: IPA

	#	Name	ID	Area	%Rec	Area Out
1	1	13C4-PFBA	IPA	5.53e0	0.0	YES
2	2	13C5-PFHxA	IPA			NO
3	3	13C3-PFHxS	IPA			NO
4	4	13C8-PFOA	IPA			NO
5	5	13C4-PFOS	IPA			NO
6	6	13C9-PFNA	IPA			NO

Name: 180306G1_10, Date: 06-Mar-2018, Time: 18:42:08, ID: ST180306G1-3 PFC CS3 18B2317, Description: PFC CS3 18B2317

	#	Name	ID	Area	%Rec	Area Out
1	1	13C4-PFBA	ST180306G1-3 PFC CS3 18B2317	3.50e4	103.4	NO
2	2	13C5-PFHxA	ST180306G1-3 PFC CS3 18B2317	4.06e4	100.8	NO
3	3	13C3-PFHxS	ST180306G1-3 PFC CS3 18B2317	1.96e4	105.2	NO
4	4	13C8-PFOA	ST180306G1-3 PFC CS3 18B2317	2.54e4	114.9	NO
5	5	13C4-PFOS	ST180306G1-3 PFC CS3 18B2317	1.49e4	99.4	NO
6	6	13C9-PFNA	ST180306G1-3 PFC CS3 18B2317	2.24e4	102.6	NO

Vista Analytical Laboratory

Dataset: X:\G1.PRO\Results\2018\180306G1\180306G1-3.qld

Last Altered: Wednesday, March 07, 2018 10:24:09 Pacific Standard Time
Printed: Wednesday, March 07, 2018 10:24:35 Pacific Standard Time

Method: X:\G1.PRO\MethDB\PFAS_A_180306_L9.mdb 06 Mar 2018 14:40:52
Calibration: X:\G1.PRO\CurveDB\C18_VAL-PFC_Q1_02-26-18_L9.cdb 27 Feb 2018 08:36:23

Name: 180306G1_3, Date: 06-Mar-2018, Time: 17:06:44, ID: IPA, Description: IPA

PFBA

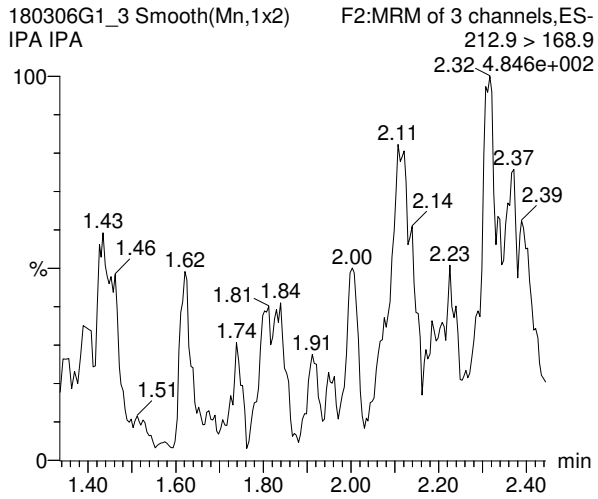

PFPeA

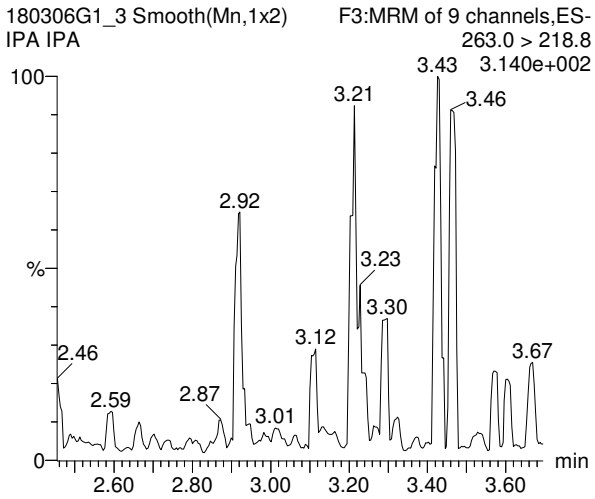

PFBS

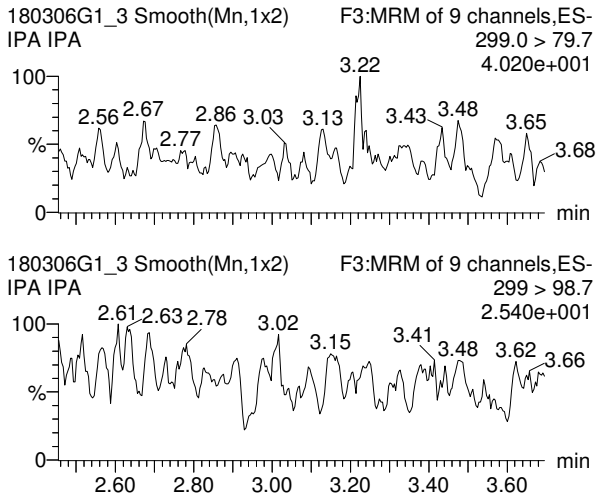

13C3-PFBA

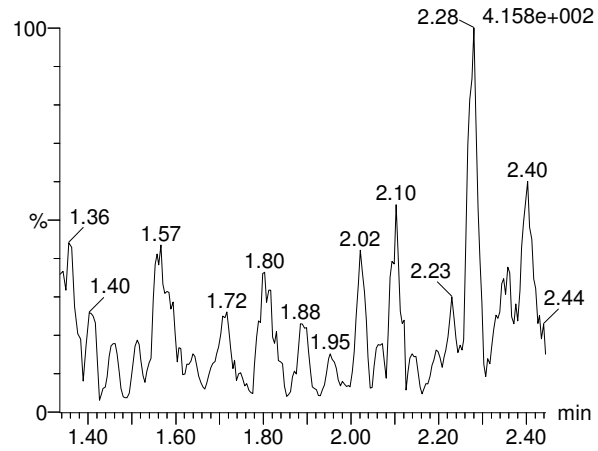

13C3-PFPeA

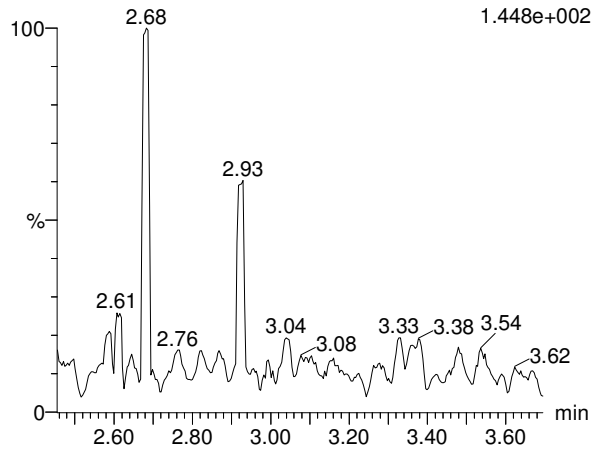

13C3-PFBS

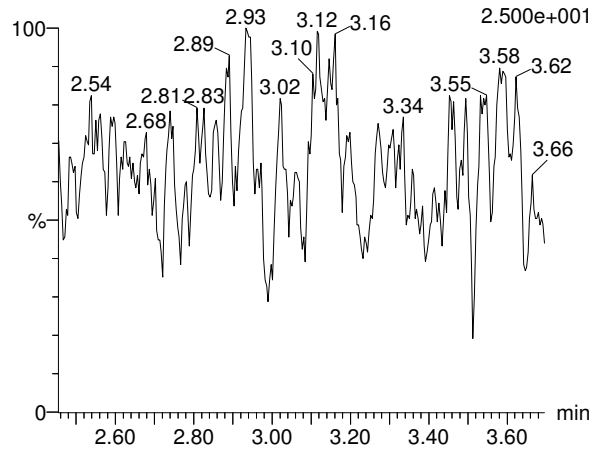

Vista Analytical Laboratory

Dataset: X:\G1.PRO\Results\2018\180306G1\180306G1-3.qld

Last Altered: Wednesday, March 07, 2018 10:24:09 Pacific Standard Time
Printed: Wednesday, March 07, 2018 10:24:35 Pacific Standard Time

Name: 180306G1_3, Date: 06-Mar-2018, Time: 17:06:44, ID: IPA, Description: IPA

PFHxA

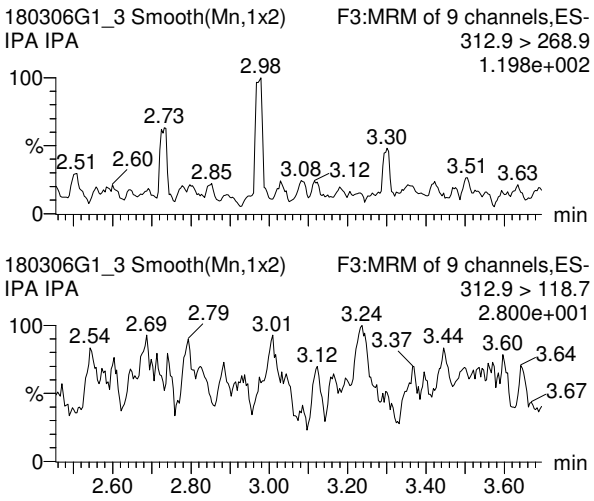

PFHpA

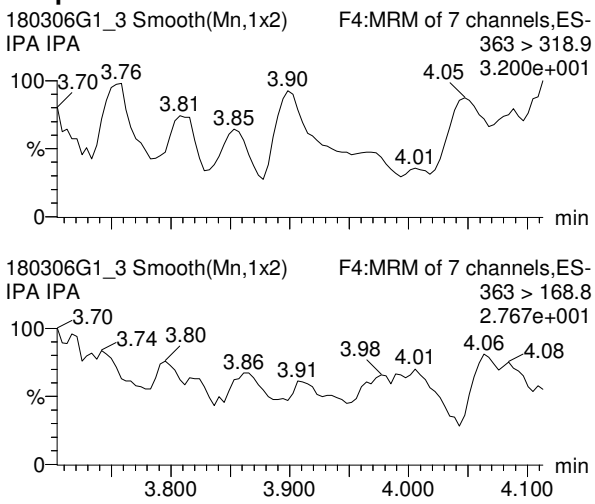

Total PFHxS

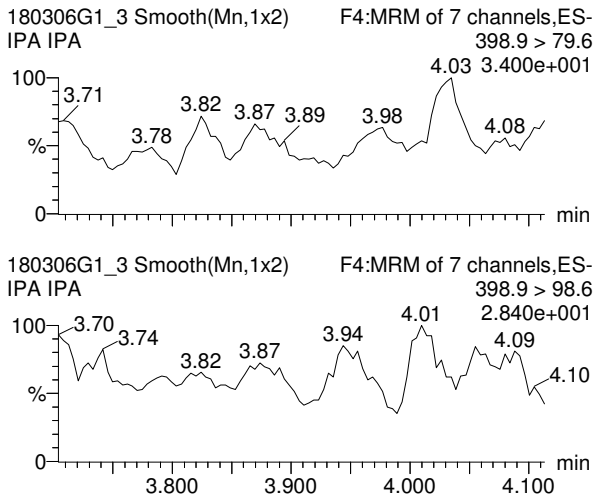

13C2-PFHxA

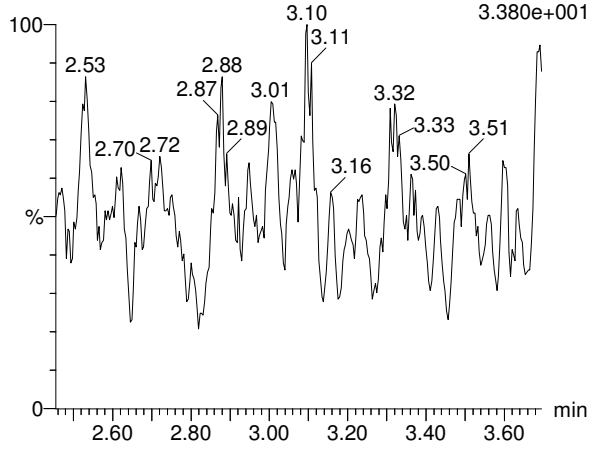

13C4-PFHpA

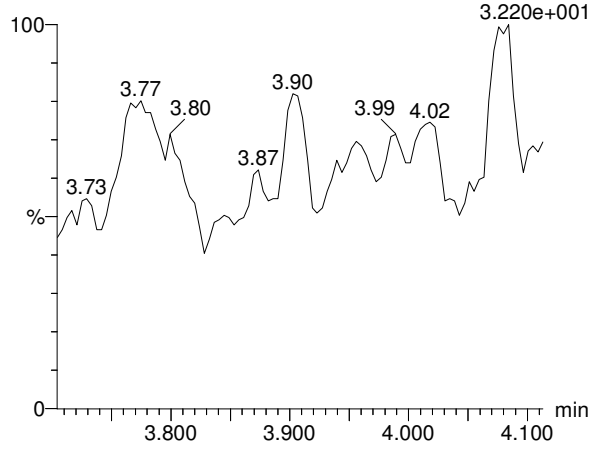

18O2-PFHxS

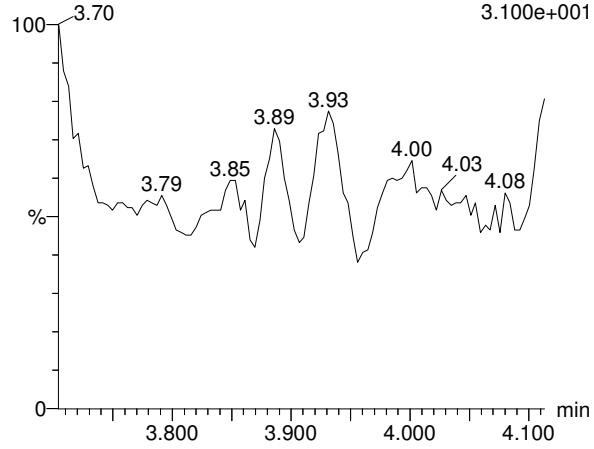

Vista Analytical Laboratory

Dataset: X:\G1.PRO\Results\2018\180306G1\180306G1-3.qld

Last Altered: Wednesday, March 07, 2018 10:24:09 Pacific Standard Time
Printed: Wednesday, March 07, 2018 10:24:35 Pacific Standard Time

Name: 180306G1_3, Date: 06-Mar-2018, Time: 17:06:44, ID: IPA, Description: IPA

Total PFOA

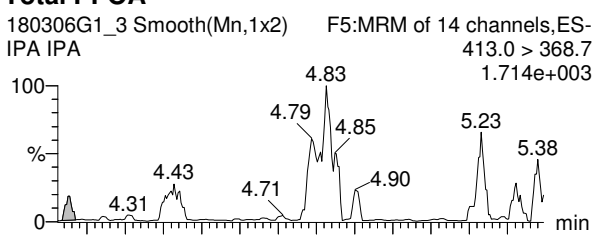

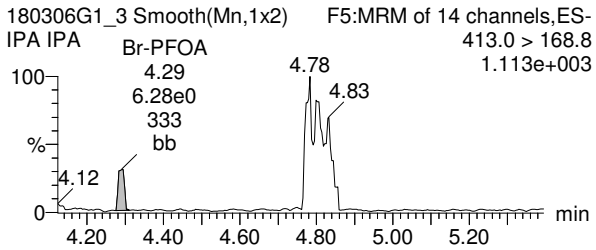

PFNA

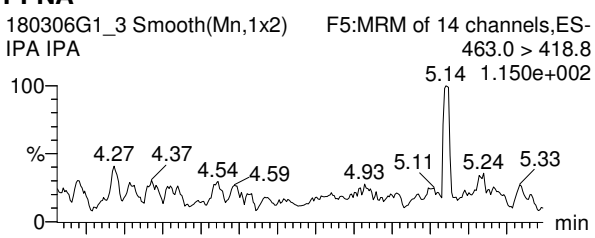

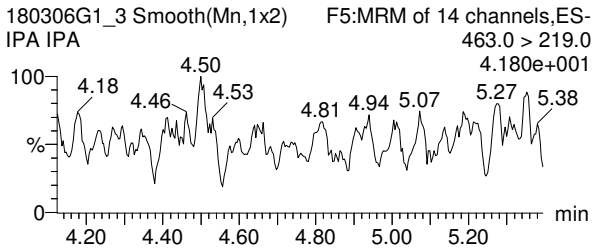

Total PFOS

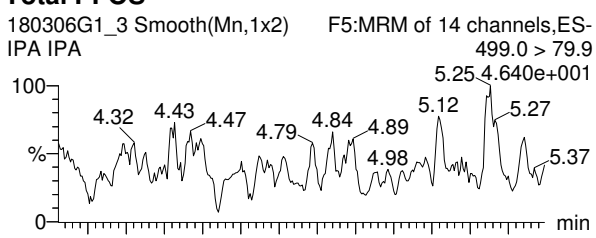

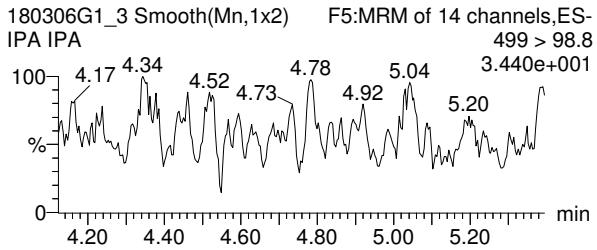

13C2-PFOA

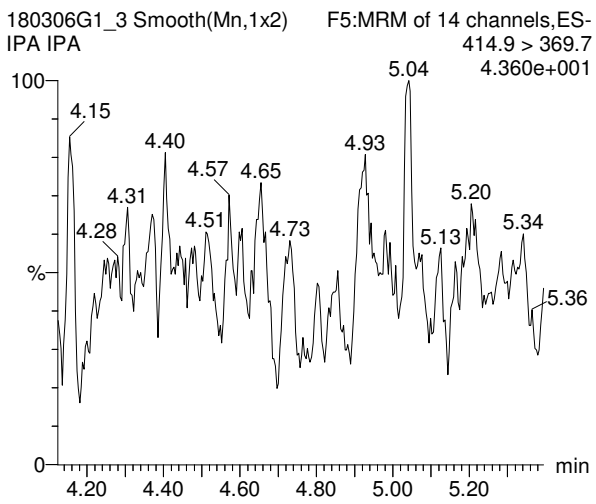

13C5-PFNA

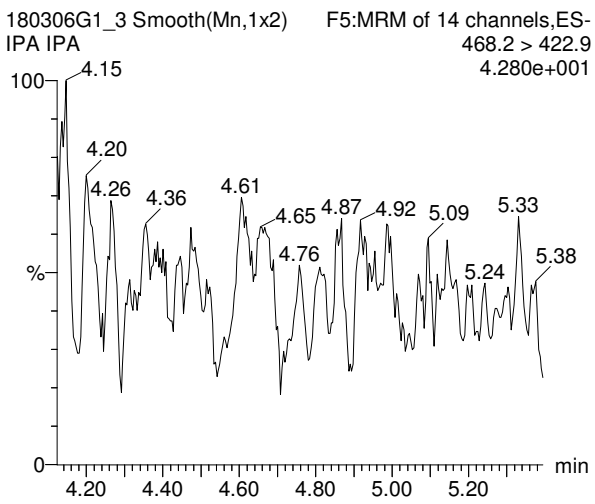

13C8-PFOS

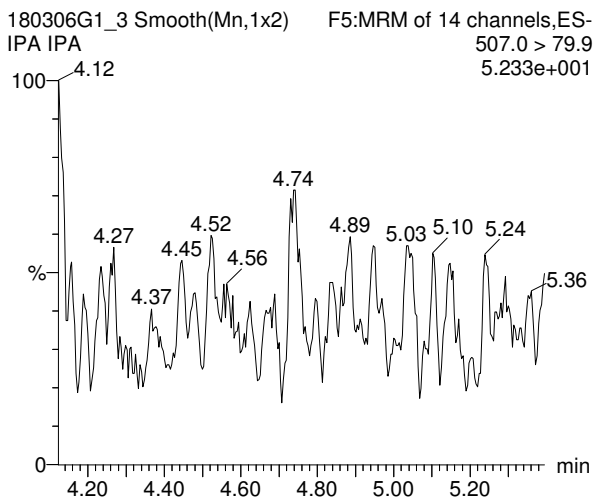

Vista Analytical Laboratory

Dataset: X:\G1.PRO\Results\2018\180306G1\180306G1-3.qld

Last Altered: Wednesday, March 07, 2018 10:24:09 Pacific Standard Time
Printed: Wednesday, March 07, 2018 10:24:35 Pacific Standard Time

Name: 180306G1_3, Date: 06-Mar-2018, Time: 17:06:44, ID: IPA, Description: IPA

13C4-PFBA

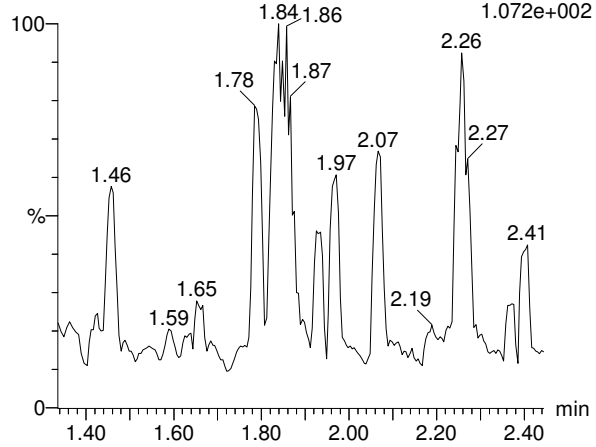

13C5-PFHxA

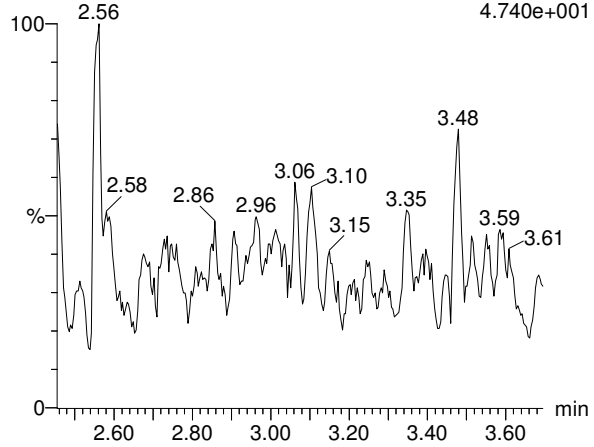

13C3-PFHxS

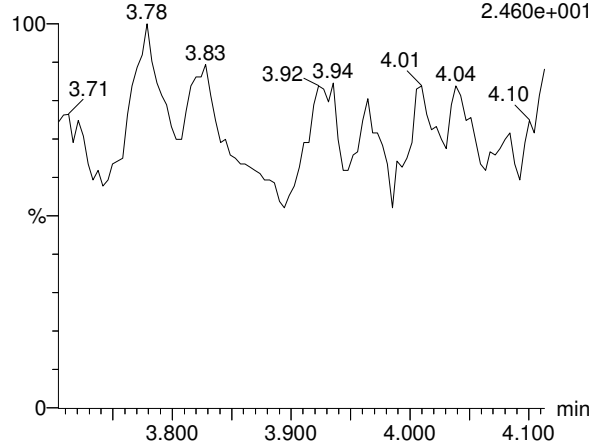

13C8-PFOA

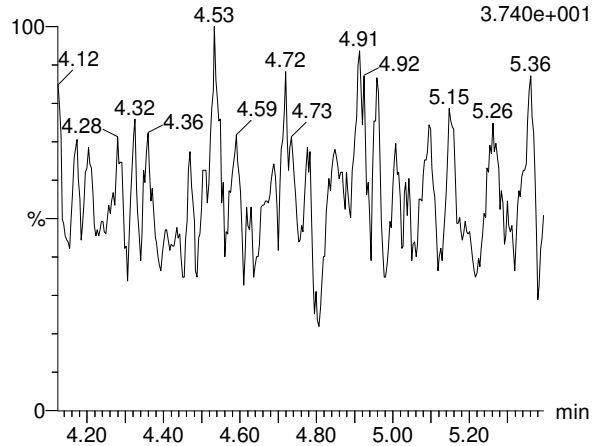

13C9-PFNA

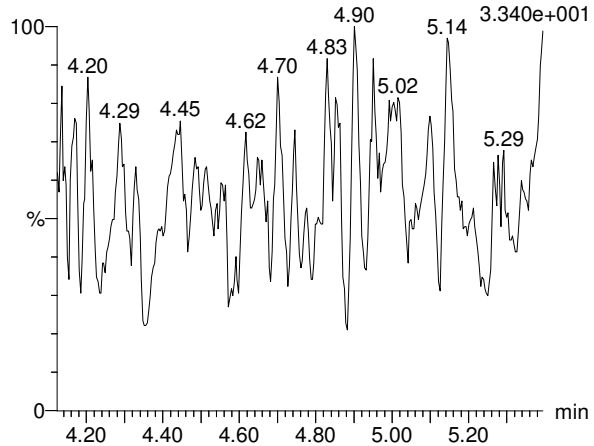

13C4-PFOS

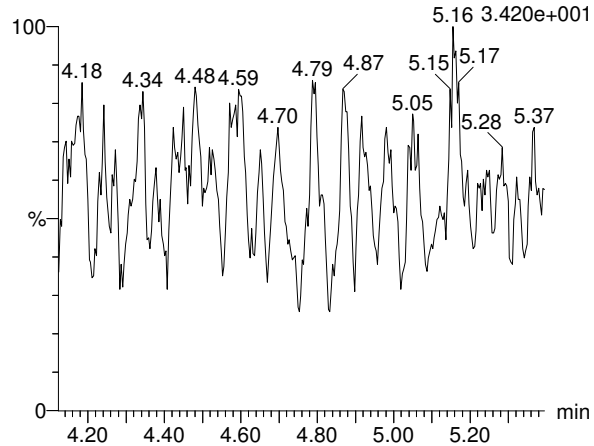

Vista Analytical Laboratory

Dataset: X:\G1.PRO\Results\2018\180306G1\180306G1-3.qld

Last Altered: Wednesday, March 07, 2018 10:24:09 Pacific Standard Time
Printed: Wednesday, March 07, 2018 10:24:35 Pacific Standard Time

Name: 180306G1_3, Date: 06-Mar-2018, Time: 17:06:44, ID: IPA, Description: IPA

TCDA

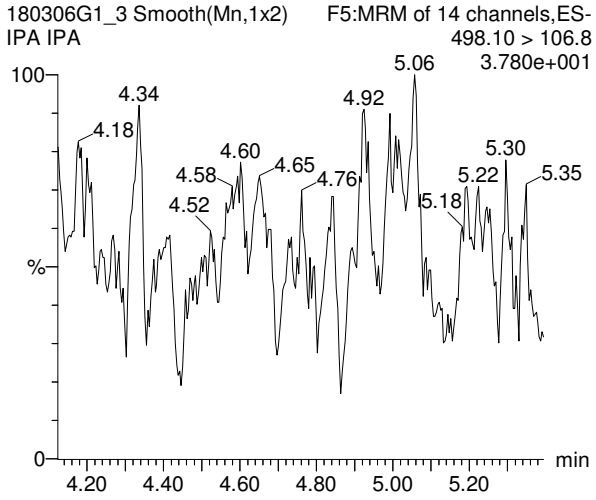

13C8-PFOS

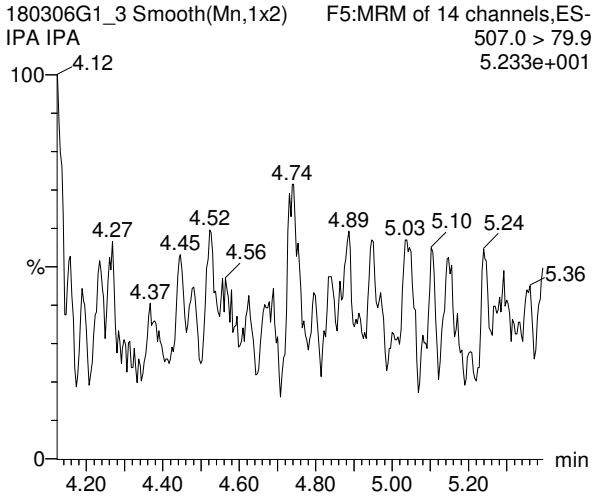

LC Calibration Standards Review Checklist Q1

		ION Ratio	Concentration	C-Cals Name	Sign Date	Correct I-Cal	Manual Integrations	NA
Calibration ID: ST180306G1-1	(L) M H	NA ☐	☑	☑	☑	☑	☑	☐
Calibration ID: " -2	L (M) H	☐	☑	☐ ✓	☑	☑	☐ ✓	☐
Calibration ID: ↓ -3	L (M) H	☐	☑	☑	☑	☑	☑	☐
Calibration ID:	L M H	☐	☐	☐	☐	☐	☐	☐
Calibration ID:	L M H	☐	☐	☐	☐	☐	☐	☐
Calibration ID:	L M H	☐	☐	☐	☐	☐	☐	☐
Calibration ID:	L M H	☐	☐	☐	☐	☐	☐	☐
Calibration ID:	L M H	☐	☐	☐	☐	☐	☐	☐
Calibration ID:	L M H	☐	☐	☐	☐	☐	☐	☐
Calibration ID:	L M H	☐	☐	☐	☐	☐	☐	☐

Full Mass Cal. Date: 4.15.17

Run Log Present: ☑

# of Samples per Sequence Checked: ☑

Instrument Blank Saved ☑

IIS Area Saved ☑

Reviewed By: JM 3/7/18
Initials/Date

Comments:

L9

Vista Analytical Laboratory

Dataset: X:\G1.PRO\Results\2018\180306G1\180306G1-2.qld

Last Altered: Tuesday, March 06, 2018 18:06:46 Pacific Standard Time
Printed: Wednesday, March 07, 2018 10:28:14 Pacific Standard Time

JM 3/7/18

Method: X:\G1.PRO\MethDB\PFAS_A_180306_L9.mdb 06 Mar 2018 14:40:52
Calibration: X:\G1.PRO\CurveDB\C18_VAL-PFC_Q1_02-26-18_L9.cdb 27 Feb 2018 08:36:23

MJ 3/7/18

Name: 180306G1_2, Date: 06-Mar-2018, Time: 16:54:12, ID: ST180306G1-1 PFC CS0 18B2314, Description: PFC CS0 18B2314

	#	Name	Trace	Area	IS Area	Wt./Vol.	RRF	Pred.RT	RT	y Axis Resp.	Conc.	%Rec
1	1	PFBA	212.9 > 168.9	2.69e3	3.31e4	1.00000		1.80	1.80	1.01	1.21	120.9
2	2	PFPeA	263.0 > 218.8	2.13e3	2.31e4	1.00000		2.72	2.72	1.15	1.11	111.2
3	3	PFBS	299.0 > 79.7	1.16e3	9.16e3	1.00000		2.99	2.99	1.58	1.06	105.9
4	4	PFHxA	312.9 > 268.9	2.59e3	1.59e4	1.00000		3.35	3.35	0.815	1.11	110.8
5	5	PFHpA	363 > 318.9	3.04e3	2.60e4	1.00000		3.86	3.87	1.46	0.971	97.1
6	6	PFHxS	398.9 > 79.6	1.26e3	1.03e4	1.00000		3.99	3.99	1.53	0.848	84.8
7	7	L-PFOA	413.0 > 368.7	3.09e3	3.22e4	1.00000		4.28	4.28	1.20	1.28	127.5
8	9	PFNA	463.0 > 418.8	2.57e3	2.39e4	1.00000		4.64	4.64	1.34	0.934	93.4
9	10	PFOS	499.0 >79.9	8.60e2	1.52e4	1.00000		4.70	4.70	0.707	0.830	83.0
10	11	13C3-PFBA	215.9 > 171.8	3.31e4	3.38e4	1.00000	1.145	1.80	1.80	12.2	10.7	85.5
11	12	13C3-PFBS	302.0 > 98.8	9.16e3	4.03e4	1.00000	0.209	2.98	2.99	2.84	13.6	108.7
12	13	13C3-PFPeA	266.0 > 221.8	2.31e4	4.03e4	1.00000	0.547	2.77	2.72	7.16	13.1	104.7
13	14	13C2-PFHxA	315.0 > 269.8	1.59e4	4.03e4	1.00000	0.998	3.35	3.35	4.93	4.94	98.8
14	15	13C4-PFHpA	367.2 > 321.8	2.60e4	4.03e4	1.00000	0.614	3.84	3.86	8.08	13.2	105.3
15	16	18O2-PFHxS	403 > 102.6	1.03e4	1.87e4	1.00000	0.563	3.99	3.99	6.89	12.2	97.9
16	17	13C2-PFOA	414.9 > 369.7	3.22e4	2.21e4	1.00000	1.681	4.28	4.28	18.2	10.8	86.6
17	18	13C5-PFNA	468.2 > 422.9	2.39e4	2.19e4	1.00000	1.090	4.64	4.64	13.7	12.5	100.3
18	19	13C8-PFOS	507.0 > 79.9	1.52e4	1.50e4	1.00000	0.981	4.70	4.70	12.7	12.9	103.5
19	20	13C4-PFBA	216.9 > 171.8	3.38e4	3.38e4	1.00000	1.000	1.72	1.80	12.5	12.5	100.0
20	21	13C5-PFHxA	318>272.9	4.03e4	4.03e4	1.00000	1.000	3.35	3.35	12.5	12.5	100.0
21	22	13C3-PFHxS	401.9 > 79.9	1.87e4	1.87e4	1.00000	1.000	3.98	3.99	12.5	12.5	100.0
22	23	13C8-PFOA	421.3 > 376	2.21e4	2.21e4	1.00000	1.000	4.28	4.28	12.5	12.5	100.0
23	24	13C9-PFNA	472.2 > 426.9	2.19e4	2.19e4	1.00000	1.000	4.93	4.64	12.5	12.5	100.0
24	25	13C4-PFOS	503.0 > 79.9	1.50e4	1.50e4	1.00000	1.000	4.78	4.70	12.5	12.5	100.0

Vista Analytical Laboratory

Dataset: Untitled

Last Altered: Wednesday, March 07, 2018 10:25:23 Pacific Standard Time
Printed: Wednesday, March 07, 2018 10:26:23 Pacific Standard Time

Method: X:\G1.PRO\MethDB\PFAS_A_180306_L9.mdb 06 Mar 2018 14:40:52
Calibration: X:\G1.PRO\CurveDB\C18_VAL-PFC_Q1_02-26-18_L9.cdb 27 Feb 2018 08:36:23

Compound name: PFBA

	Name	ID	Acq.Date	Acq.Time
1	180306G1_1	IPA	06-Mar-18	16:39:08
2	180306G1_2	ST180306G1-1 PFC CS0 18B2314	06-Mar-18	16:54:12
3	180306G1_3	IPA	06-Mar-18	17:06:44
4	180306G1_4	1800342-20 @10X WI-AF-MW-200-0218 0.11976	06-Mar-18	17:19:20
5	180306G1_5	IPA	06-Mar-18	17:31:50
6	180306G1_6	ST180306G1-2 PFC CS3 18B2317	06-Mar-18	17:44:25
7	180306G1_7	IPA	06-Mar-18	17:56:56
8	180306G1_8	1800342-20 @10X WI-AF-MW-200-0218 0.11976	06-Mar-18	18:14:22
9	180306G1_9	IPA	06-Mar-18	18:29:53
10	180306G1_10	ST180306G1-3 PFC CS3 18B2317	06-Mar-18	18:42:08

Vista Analytical Laboratory

Dataset: X:\G1.PRO\Results\2018\180306G1\180306G1-2.qld

Last Altered: Tuesday, March 06, 2018 18:06:46 Pacific Standard Time
Printed: Wednesday, March 07, 2018 10:28:14 Pacific Standard Time

Method: X:\G1.PRO\MethDB\PFAS_A_180306_L9.mdb 06 Mar 2018 14:40:52
Calibration: X:\G1.PRO\CurveDB\C18_VAL-PFC_Q1_02-26-18_L9.cdb 27 Feb 2018 08:36:23

Name: 180306G1_2, Date: 06-Mar-2018, Time: 16:54:12, ID: ST180306G1-1 PFC CS0 18B2314, Description: PFC CS0 18B2314

PFBA

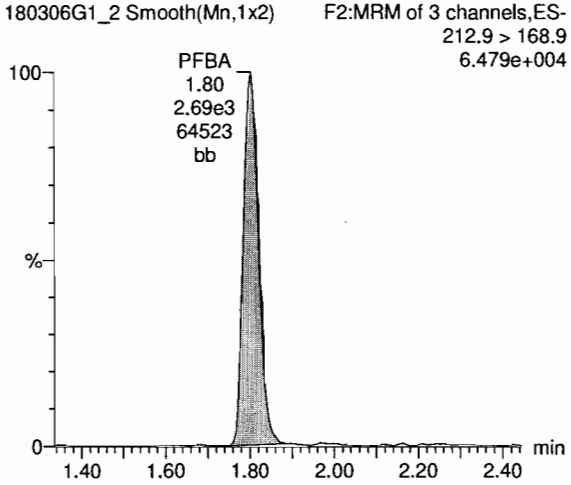

PFPeA

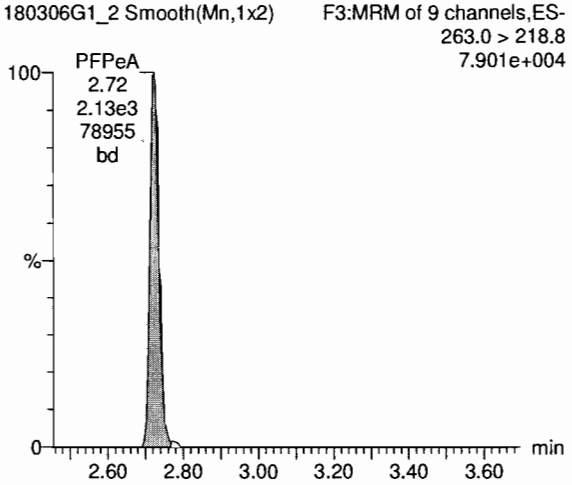

PFBS

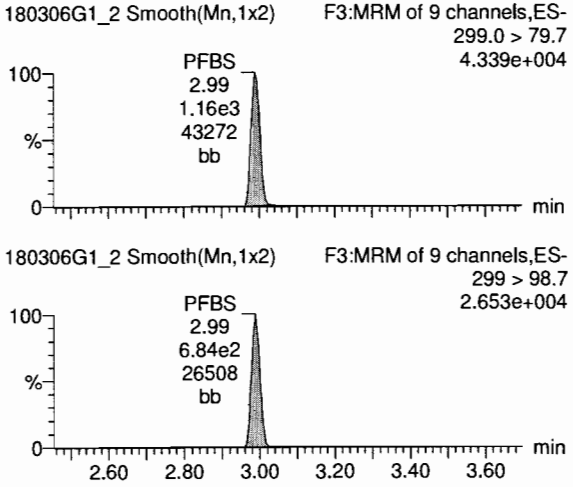

13C3-PFBA

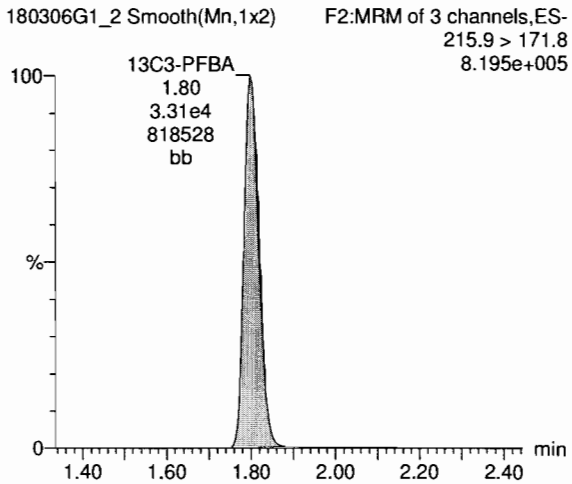

13C3-PFPeA

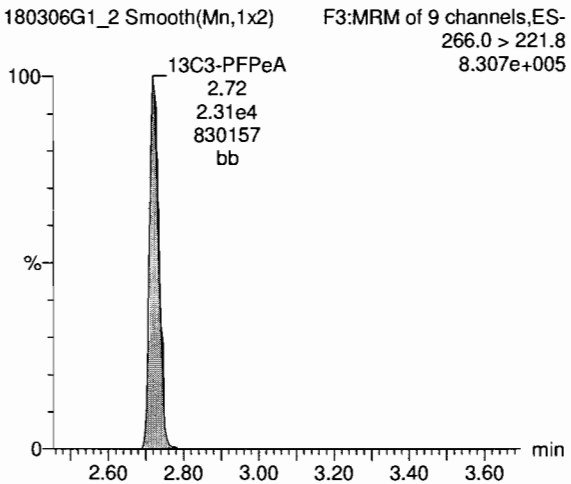

13C3-PFBS

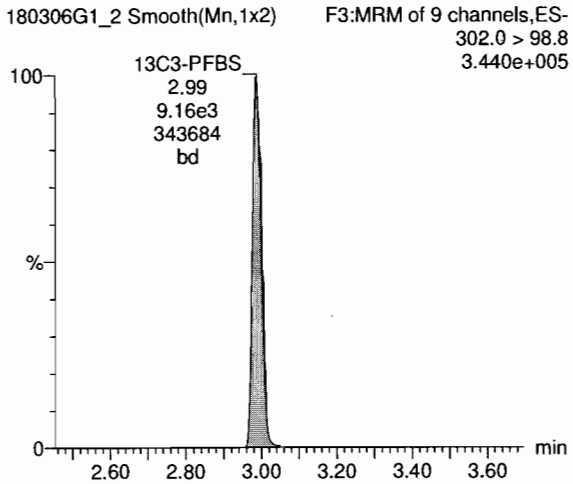

Vista Analytical Laboratory

Dataset: X:\G1.PRO\Results\2018\180306G1\180306G1-2.qld

Last Altered: Tuesday, March 06, 2018 18:06:46 Pacific Standard Time
Printed: Wednesday, March 07, 2018 10:28:14 Pacific Standard Time

Name: 180306G1_2, Date: 06-Mar-2018, Time: 16:54:12, ID: ST180306G1-1 PFC CS0 18B2314, Description: PFC CS0 18B2314

PFHxA

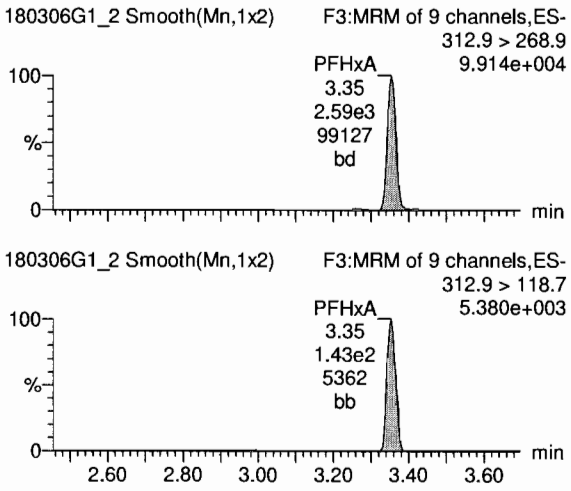

PFHpA

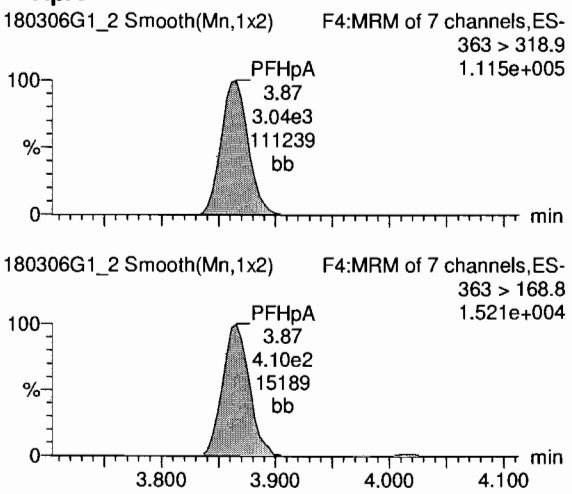

Total PFHxS

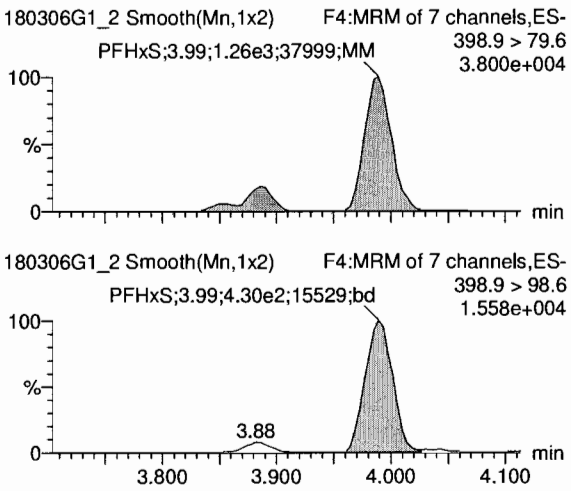

13C2-PFHxA

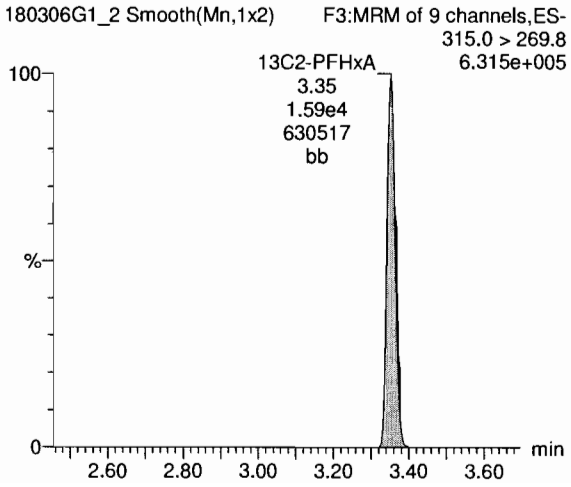

13C4-PFHpA

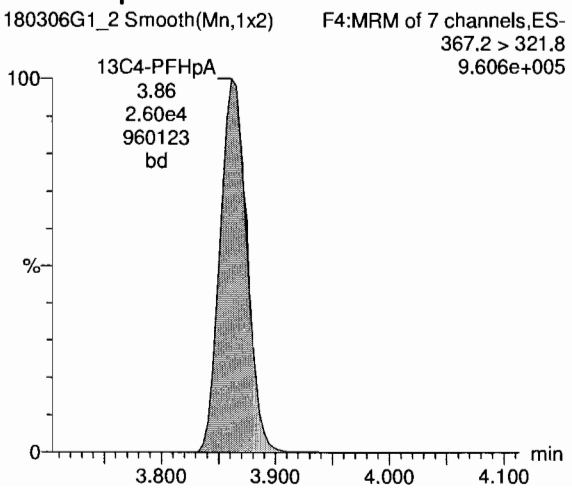

18O2-PFHxS

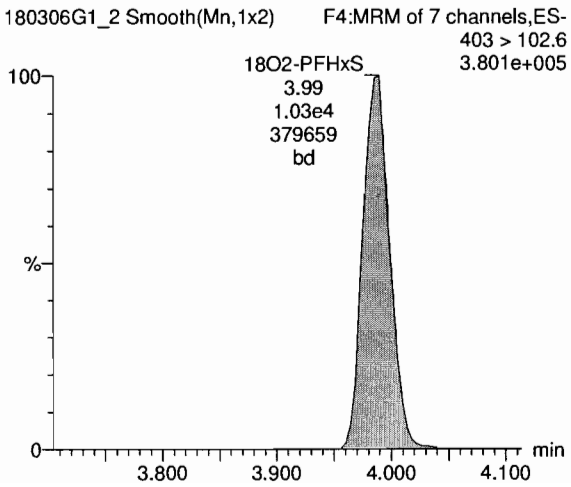

Dataset: X:\G1.PRO\Results\2018\180306G1\180306G1-2.qld

Last Altered: Tuesday, March 06, 2018 18:06:46 Pacific Standard Time
Printed: Wednesday, March 07, 2018 10:28:14 Pacific Standard Time

Name: 180306G1_2, Date: 06-Mar-2018, Time: 16:54:12, ID: ST180306G1-1 PFC CS0 18B2314, Description: PFC CS0 18B2314

Total PFOA





PFNA

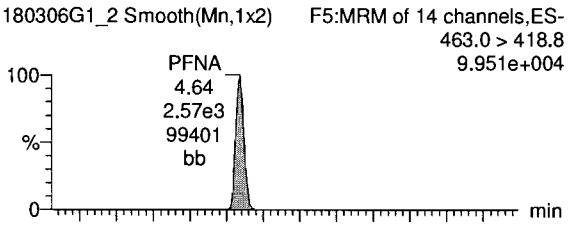

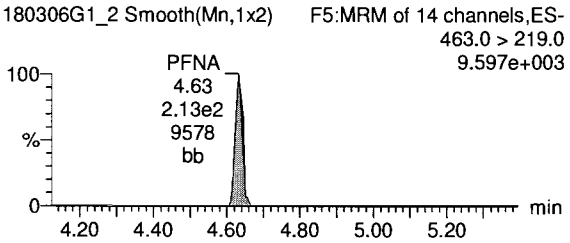

Total PFOS

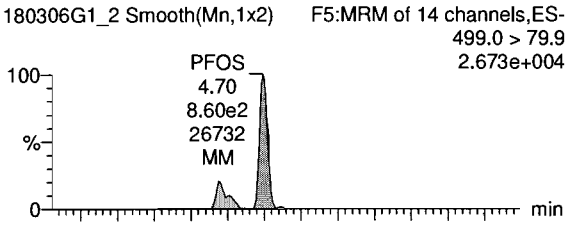

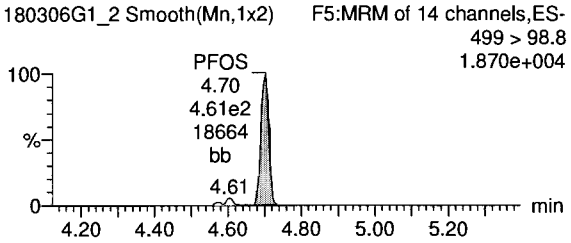

13C2-PFOA

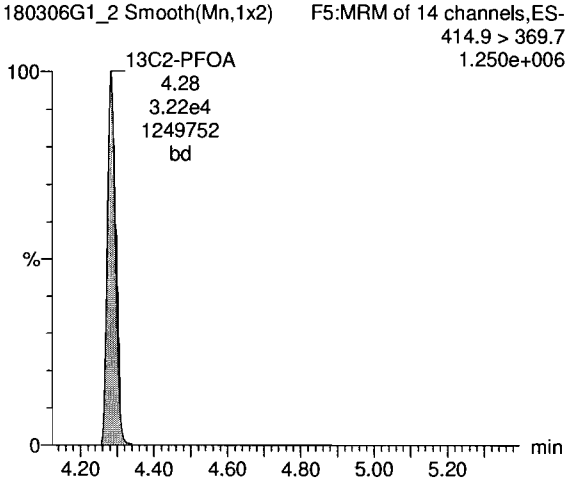

13C5-PFNA

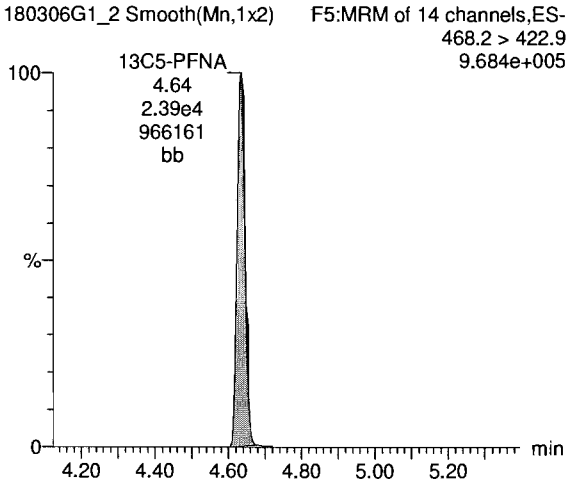

13C8-PFOS

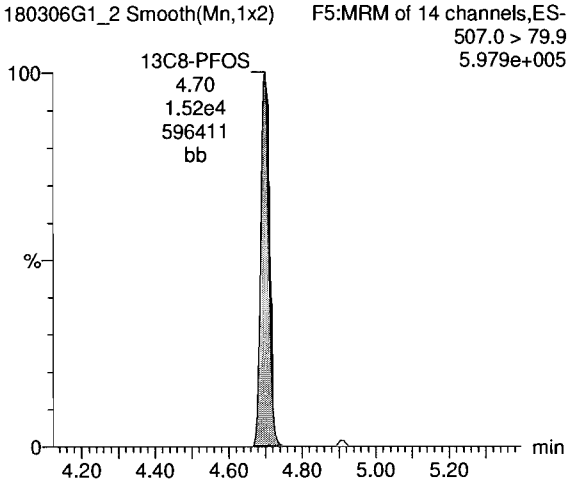

Dataset: X:\G1.PRO\Results\2018\180306G1\180306G1-2.qld

Last Altered: Tuesday, March 06, 2018 18:06:46 Pacific Standard Time
Printed: Wednesday, March 07, 2018 10:28:14 Pacific Standard Time

Name: 180306G1_2, Date: 06-Mar-2018, Time: 16:54:12, ID: ST180306G1-1 PFC CS0 18B2314, Description: PFC CS0 18B2314

13C4-PFBA

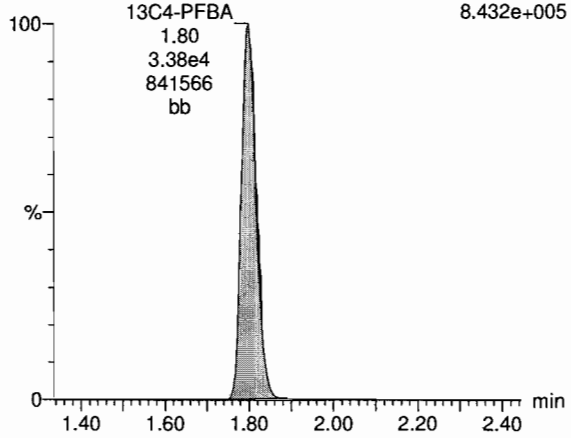

13C5-PFHxA

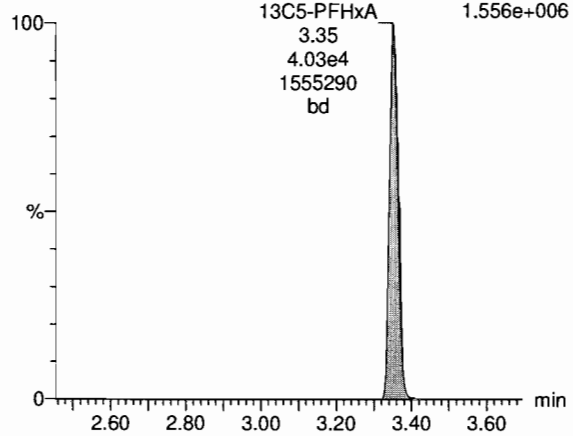

13C3-PFHxS

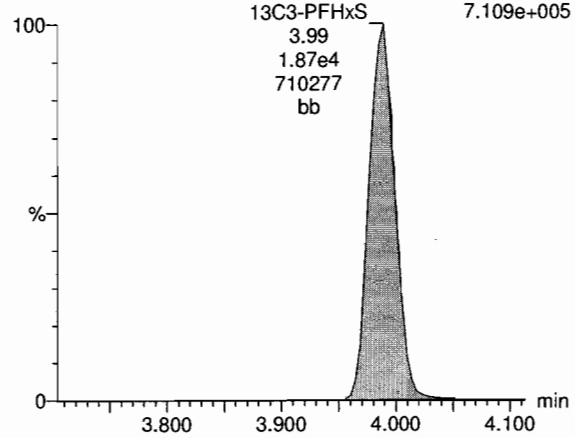

13C8-PFOA

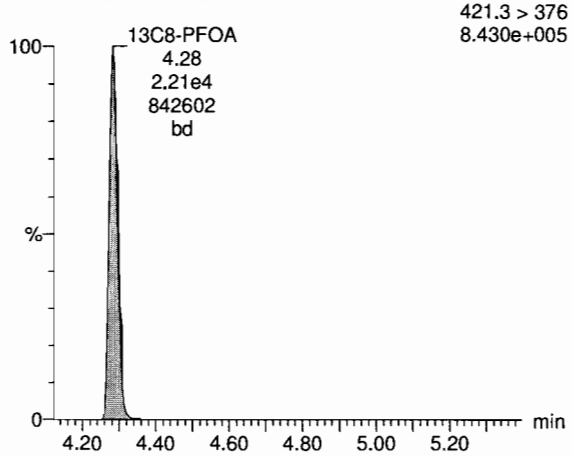

13C9-PFNA

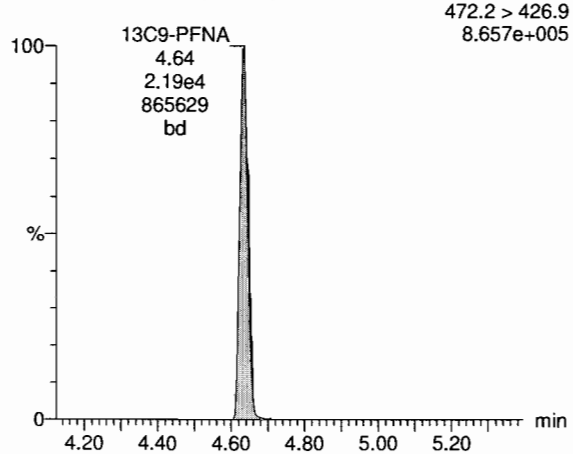

13C4-PFOS

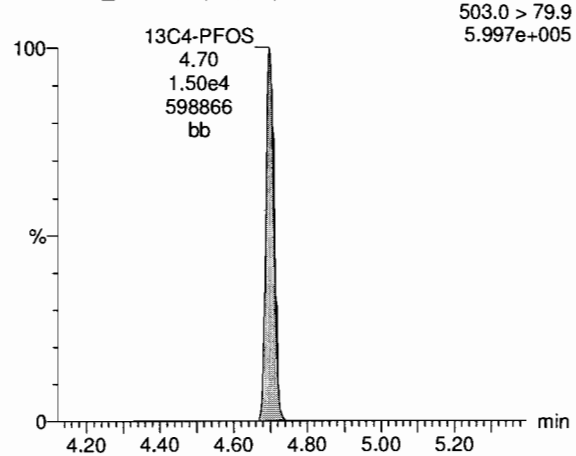

Vista Analytical Laboratory

Dataset: X:\G1.PRO\Results\2018\180306G1\180306G1-2.qld

Last Altered: Tuesday, March 06, 2018 18:06:46 Pacific Standard Time
Printed: Wednesday, March 07, 2018 10:28:14 Pacific Standard Time

Name: 180306G1_2, Date: 06-Mar-2018, Time: 16:54:12, ID: ST180306G1-1 PFC CS0 18B2314, Description: PFC CS0 18B2314

TCDA

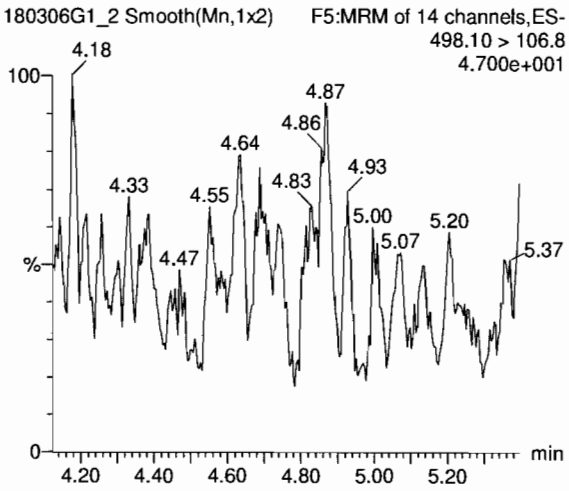

13C8-PFOS

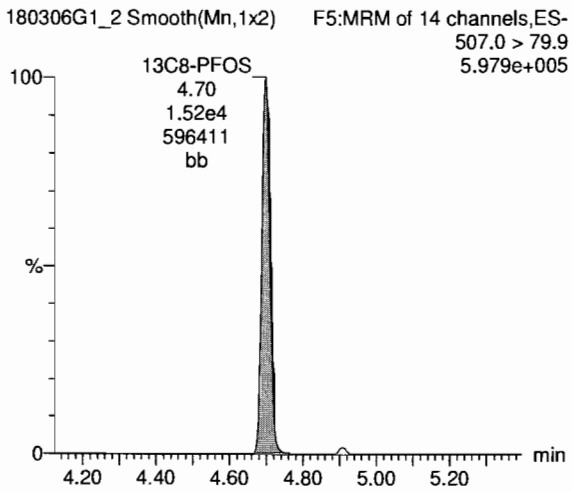

Vista Analytical Laboratory

Dataset: X:\G1.PRO\Results\2018\180306G1\180306G1-6.qld

Last Altered: Tuesday, March 06, 2018 18:11:11 Pacific Standard Time
Printed: Wednesday, March 07, 2018 10:14:05 Pacific Standard Time

✓ dm 3/7/18

Method: X:\G1.PRO\MethDB\PFAS_A_180306_L9.mdb 06 Mar 2018 14:40:52
Calibration: X:\G1.PRO\CurveDB\C18_VAL-PFC_Q1_02-26-18_L9.cdb 27 Feb 2018 08:36:23

MJT 3/7/18

Name: 180306G1_6, Date: 06-Mar-2018, Time: 17:44:25, ID: ST180306G1-2 PFC CS3 18B2317, Description: PFC CS3 18B2317

	#	Name	Trace	Area	IS Area	Wt./Vol.	RRF	Pred.RT	RT	y Axis Resp.	Conc.	%Rec
1	1	PFBA	212.9 > 168.9	2.75e4	3.51e4	1.00000		1.78	1.79	9.77	12.5	125.0
2	2	PFPeA	263.0 > 218.8	1.96e4	2.41e4	1.00000		2.72	2.72	10.2	9.66	96.6
3	3	PFBS	299.0 > 79.7	1.17e4	9.61e3	1.00000		2.98	2.98	15.2	10.2	102.2
4	4	PFHxA	312.9 > 268.9	2.47e4	1.60e4	1.00000		3.35	3.35	7.72	11.1	111.2
5	5	PFHpA	363 > 318.9	3.04e4	2.61e4	1.00000		3.86	3.86	14.6	10.3	103.3
6	6	PFHxS	398.9 > 79.6	1.19e4	1.00e4	1.00000		3.98	3.98	14.8	10.6	105.7
7	7	L-PFOA	413.0 > 368.7	2.68e4	3.41e4	1.00000		4.28	4.28	9.84	11.2	111.7
8	9	PFNA	463.0 > 418.8	2.73e4	2.62e4	1.00000		4.63	4.64	13.0	9.30	93.0
9	10	PFOS	499.0 >79.9	8.61e3	1.59e4	1.00000		4.70	4.70	6.76	8.81	88.1
10	11	13C3-PFBA	215.9 > 171.8	3.51e4	3.55e4	1.00000	1.145	1.78	1.78	12.4	10.8	86.5
11	12	13C3-PFBS	302.0 > 98.8	9.61e3	4.16e4	1.00000	0.209	2.98	2.98	2.88	13.8	110.2
12	13	13C3-PFPeA	266.0 > 221.8	2.41e4	4.16e4	1.00000	0.547	2.77	2.72	7.23	13.2	105.7
13	14	13C2-PFHxA	315.0 > 269.8	1.60e4	4.16e4	1.00000	0.998	3.35	3.35	4.81	4.82	96.3
14	15	13C4-PFHpA	367.2 > 321.8	2.61e4	4.16e4	1.00000	0.614	3.84	3.86	7.83	12.8	102.0
15	16	18O2-PFHxS	403 > 102.6	1.00e4	1.95e4	1.00000	0.563	3.98	3.98	6.44	11.4	91.5
16	17	13C2-PFOA	414.9 > 369.7	3.41e4	2.63e4	1.00000	1.681	4.28	4.28	16.2	9.63	77.1
17	18	13C5-PFNA	468.2 > 422.9	2.62e4	2.42e4	1.00000	1.090	4.64	4.63	13.5	12.4	99.3
18	19	13C8-PFOS	507.0 > 79.9	1.59e4	1.58e4	1.00000	0.981	4.70	4.70	12.6	12.8	102.8
19	20	13C4-PFBA	216.9 > 171.8	3.55e4	3.55e4	1.00000	1.000	1.72	1.78	12.5	12.5	100.0
20	21	13C5-PFHxA	318>272.9	4.16e4	4.16e4	1.00000	1.000	3.35	3.35	12.5	12.5	100.0
21	22	13C3-PFHxS	401.9 > 79.9	1.95e4	1.95e4	1.00000	1.000	3.98	3.98	12.5	12.5	100.0
22	23	13C8-PFOA	421.3 > 376	2.63e4	2.63e4	1.00000	1.000	4.28	4.28	12.5	12.5	100.0
23	24	13C9-PFNA	472.2 > 426.9	2.42e4	2.42e4	1.00000	1.000	4.93	4.64	12.5	12.5	100.0
24	25	13C4-PFOS	503.0 > 79.9	1.58e4	1.58e4	1.00000	1.000	4.78	4.70	12.5	12.5	100.0

MJT 3/7/2018

Vista Analytical Laboratory

Dataset: Untitled

Last Altered: Wednesday, March 07, 2018 10:25:23 Pacific Standard Time
Printed: Wednesday, March 07, 2018 10:26:23 Pacific Standard Time

Method: X:\G1.PRO\MethDB\PFAS_A_180306_L9.mdb 06 Mar 2018 14:40:52
Calibration: X:\G1.PRO\CurveDB\C18_VAL-PFC_Q1_02-26-18_L9.cdb 27 Feb 2018 08:36:23

Compound name: PFBA

	Name	ID	Acq.Date	Acq.Time
1	180306G1_1	IPA	06-Mar-18	16:39:08
2	180306G1_2	ST180306G1-1 PFC CS0 18B2314	06-Mar-18	16:54:12
3	180306G1_3	IPA	06-Mar-18	17:06:44
4	180306G1_4	1800342-20 @10X WI-AF-MW-200-0218 0.11976	06-Mar-18	17:19:20
5	180306G1_5	IPA	06-Mar-18	17:31:50
6	180306G1_6	ST180306G1-2 PFC CS3 18B2317	06-Mar-18	17:44:25
7	180306G1_7	IPA	06-Mar-18	17:56:56
8	180306G1_8	1800342-20 @10X WI-AF-MW-200-0218 0.11976	06-Mar-18	18:14:22
9	180306G1_9	IPA	06-Mar-18	18:29:53
10	180306G1_10	ST180306G1-3 PFC CS3 18B2317	06-Mar-18	18:42:08

Vista Analytical Laboratory

Dataset: X:\G1.PRO\Results\2018\180306G1\180306G1-6.qld

Last Altered: Tuesday, March 06, 2018 18:11:11 Pacific Standard Time
Printed: Wednesday, March 07, 2018 10:14:05 Pacific Standard Time

Method: X:\G1.PRO\MethDB\PFAS_A_180306_L9.mdb 06 Mar 2018 14:40:52
Calibration: X:\G1.PRO\CurveDB\C18_VAL-PFC_Q1_02-26-18_L9.cdb 27 Feb 2018 08:36:23

Name: 180306G1_6, Date: 06-Mar-2018, Time: 17:44:25, ID: ST180306G1-2 PFC CS3 18B2317, Description: PFC CS3 18B2317

PFBA

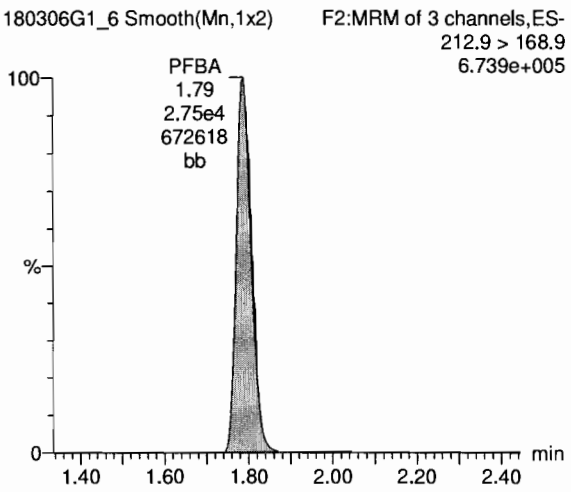

PFPeA

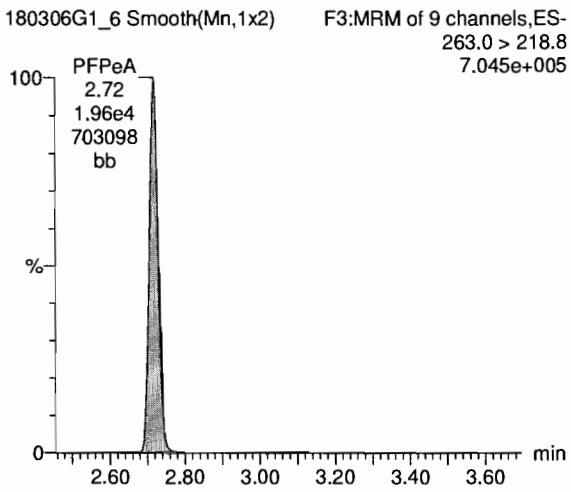

PFBS

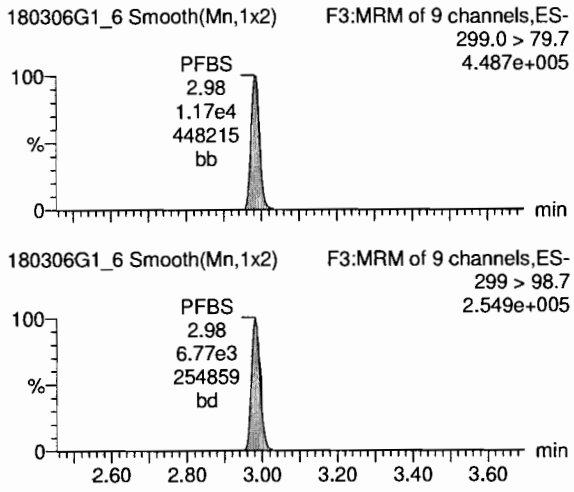

13C3-PFBA

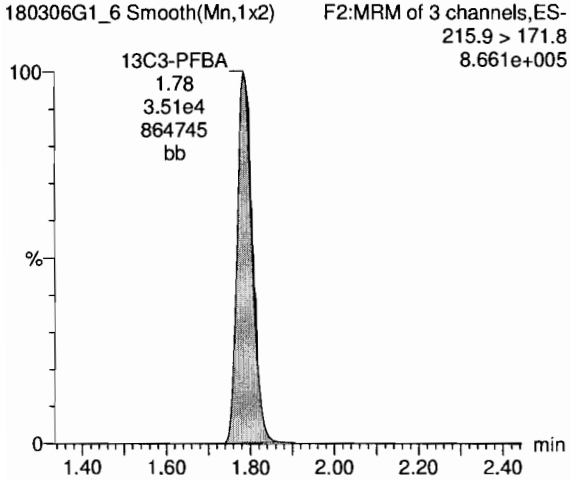

13C3-PFPeA

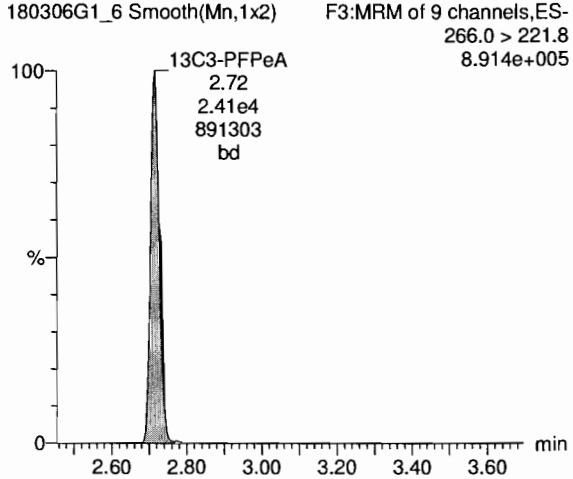

13C3-PFBS

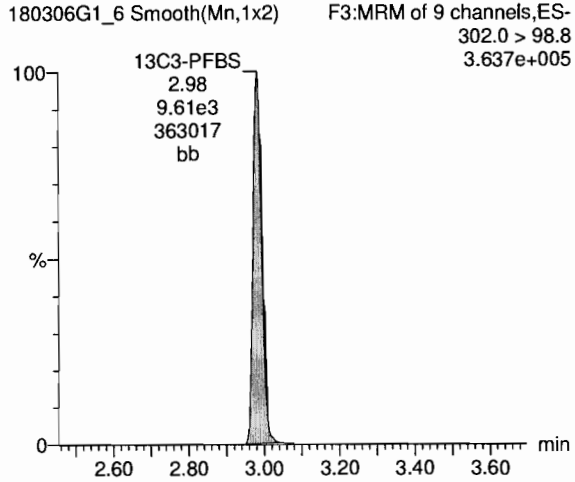

MJT 3/7/2018

Dataset: X:\G1.PRO\Results\2018\180306G1\180306G1-6.qld

Last Altered: Tuesday, March 06, 2018 18:11:11 Pacific Standard Time
Printed: Wednesday, March 07, 2018 10:14:05 Pacific Standard Time

Name: 180306G1_6, Date: 06-Mar-2018, Time: 17:44:25, ID: ST180306G1-2 PFC CS3 18B2317, Description: PFC CS3 18B2317

PFHxA

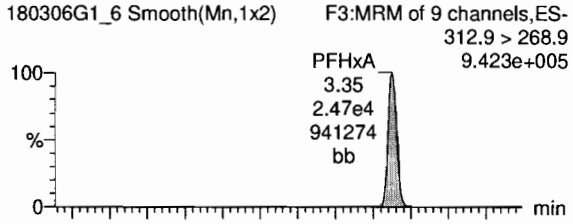

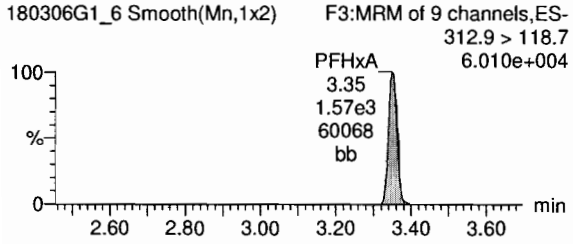

PFHpA

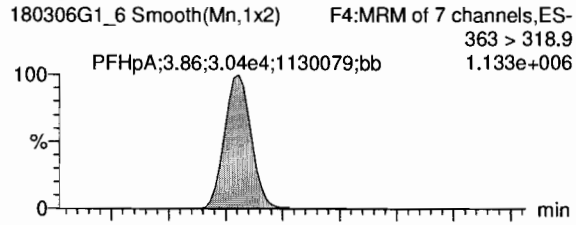

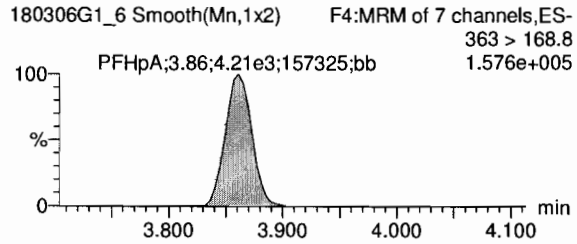

Total PFHxS

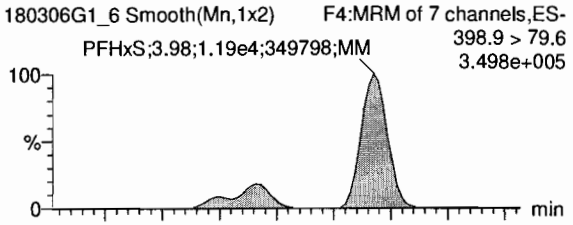

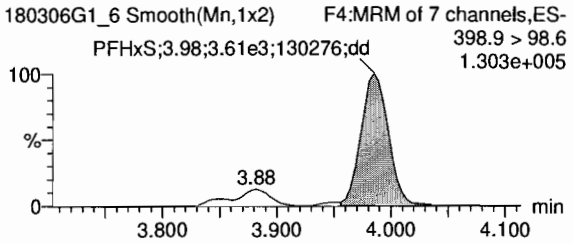

13C2-PFHxA

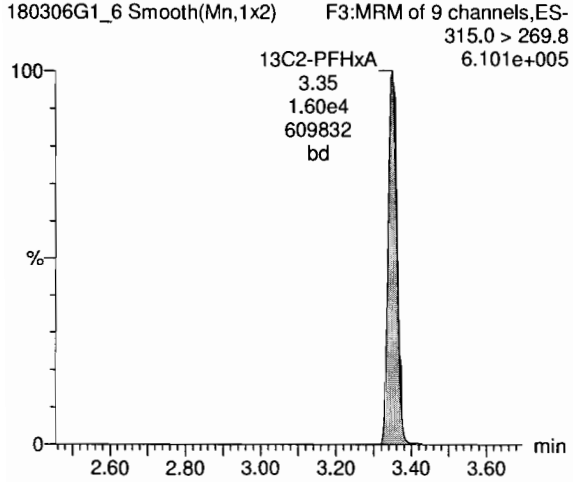

13C4-PFHpA

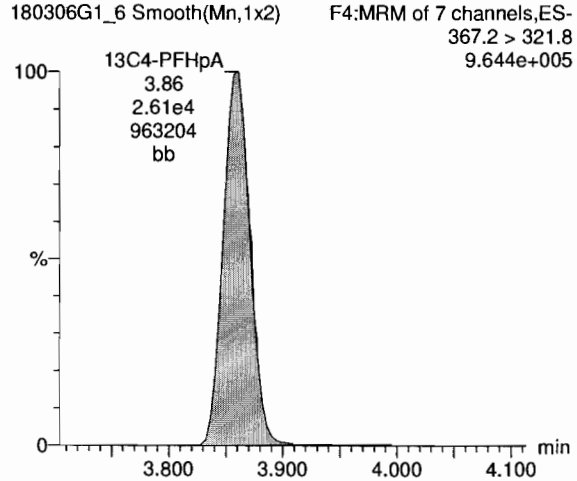

18O2-PFHxS

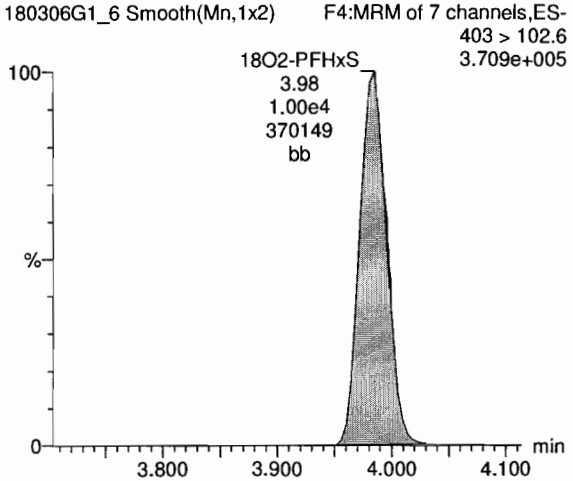

MJT 3/7/2018

Vista Analytical Laboratory

Dataset: X:\G1.PRO\Results\2018\180306G1\180306G1-6.qld

Last Altered: Tuesday, March 06, 2018 18:11:11 Pacific Standard Time
Printed: Wednesday, March 07, 2018 10:14:05 Pacific Standard Time

Name: 180306G1_6, Date: 06-Mar-2018, Time: 17:44:25, ID: ST180306G1-2 PFC CS3 18B2317, Description: PFC CS3 18B2317

Total PFOA





PFNA

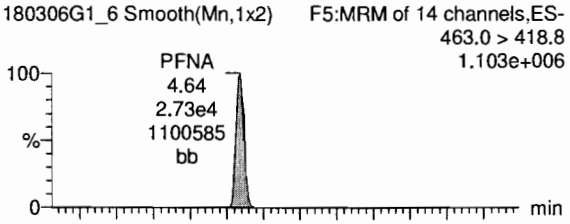

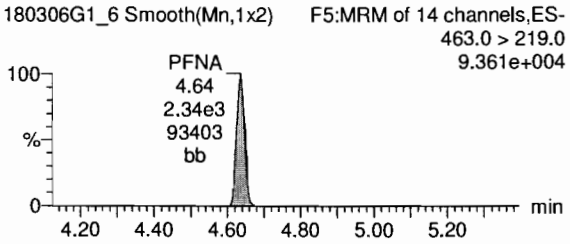

Total PFOS

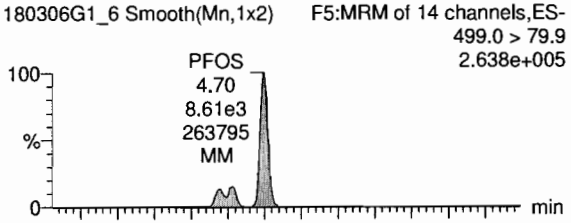

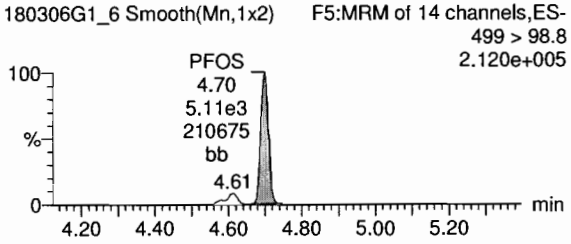

13C2-PFOA

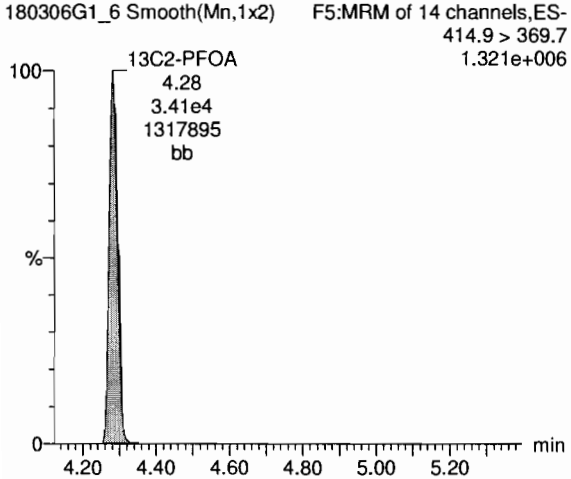

13C5-PFNA

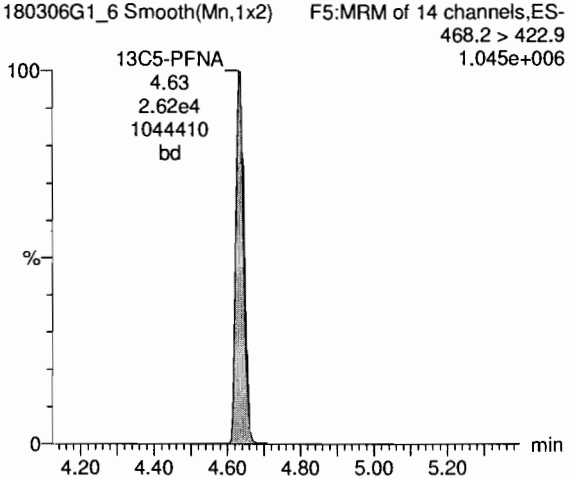

13C8-PFOS

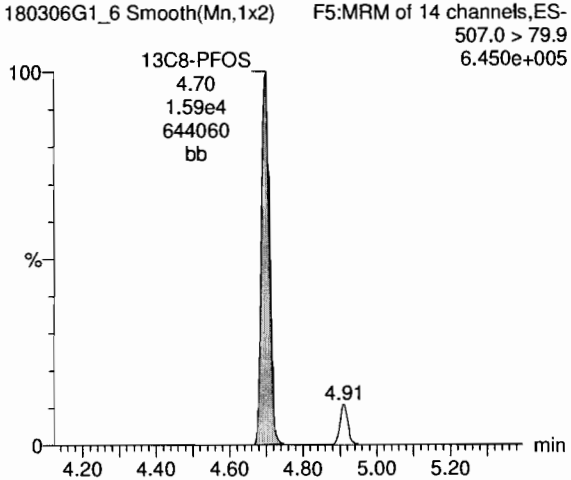

MJT 3/7/2018

Dataset: X:\G1.PRO\Results\2018\180306G1\180306G1-6.qld

Last Altered: Tuesday, March 06, 2018 18:11:11 Pacific Standard Time
Printed: Wednesday, March 07, 2018 10:14:05 Pacific Standard Time

Name: 180306G1_6, Date: 06-Mar-2018, Time: 17:44:25, ID: ST180306G1-2 PFC CS3 18B2317, Description: PFC CS3 18B2317

13C4-PFBA

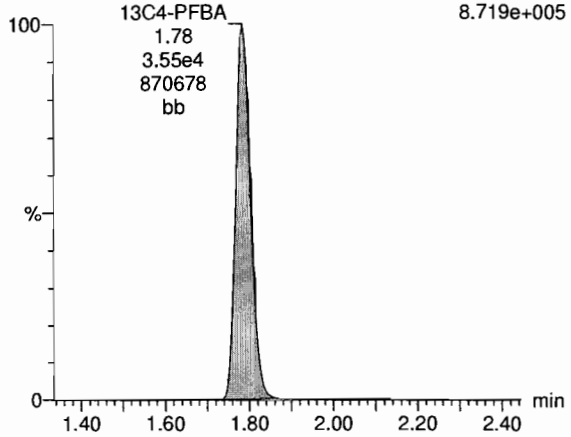

13C5-PFHxA

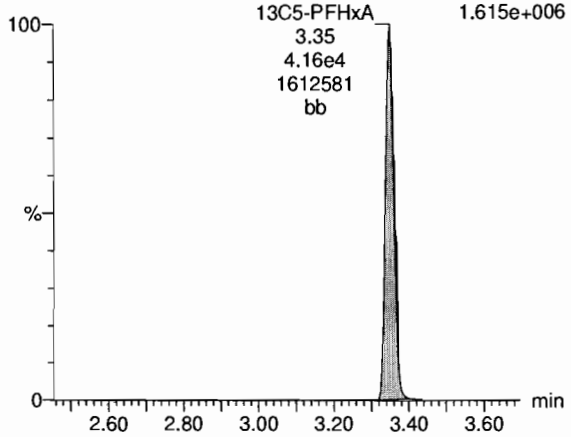

13C3-PFHxS

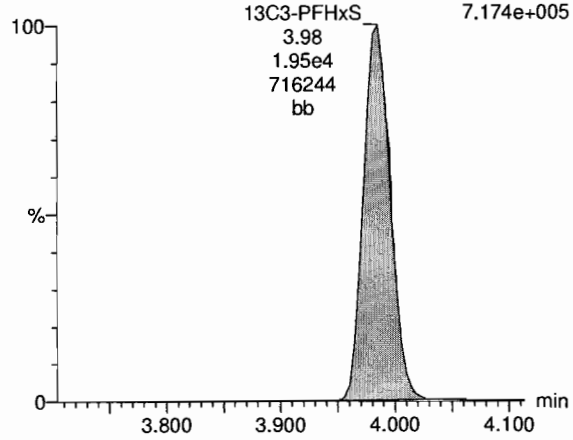

13C8-PFOA

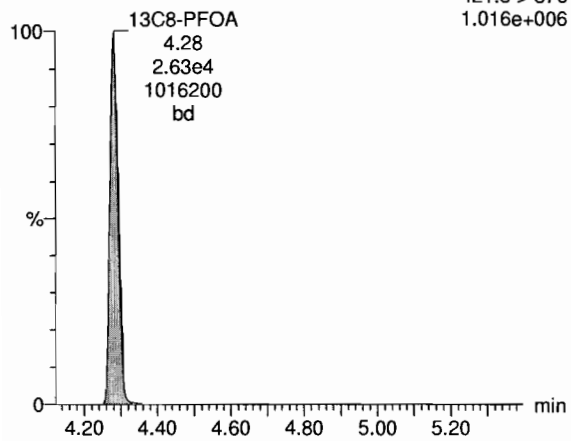

13C9-PFNA

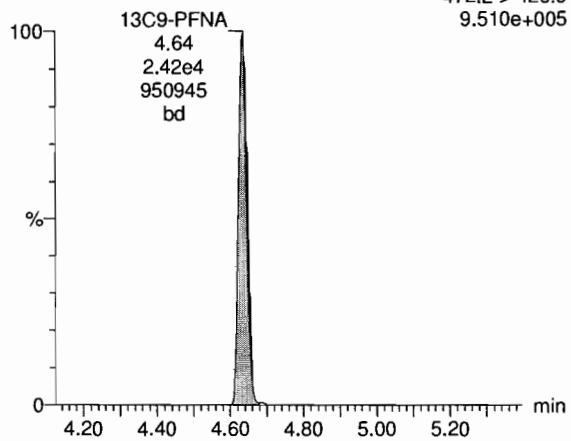

13C4-PFOS

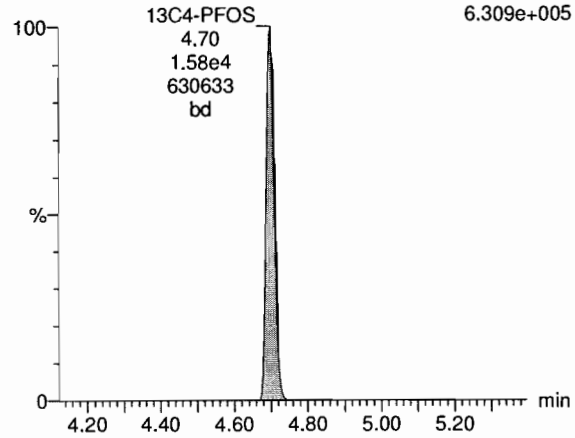

MJT 3/7/2018

Vista Analytical Laboratory

Dataset: X:\G1.PRO\Results\2018\180306G1\180306G1-6.qld

Last Altered: Tuesday, March 06, 2018 18:11:11 Pacific Standard Time
Printed: Wednesday, March 07, 2018 10:14:05 Pacific Standard Time

Name: 180306G1_6, Date: 06-Mar-2018, Time: 17:44:25, ID: ST180306G1-2 PFC CS3 18B2317, Description: PFC CS3 18B2317

TCDA

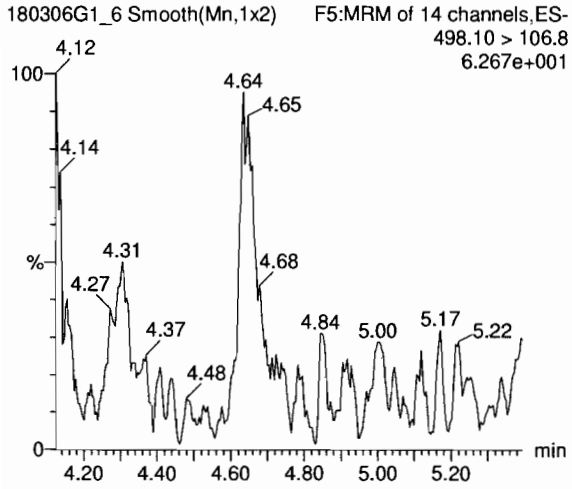

13C8-PFOS

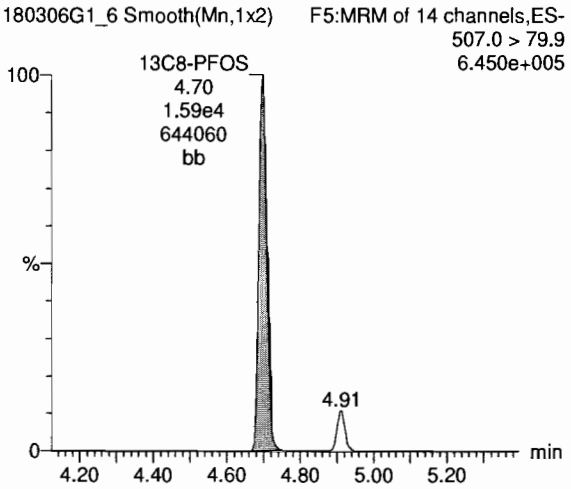

MJT 3/7/2018

Vista Analytical Laboratory

Dataset: X:\G1.PRO\Results\2018\180306G1\180306G1-10.qld

Last Altered: Wednesday, March 07, 2018 10:12:21 Pacific Standard Time
Printed: Wednesday, March 07, 2018 10:12:36 Pacific Standard Time

✓ pm 3/7/18

Method: X:\G1.PRO\MethDB\PFAS_A_180306_L9.mdb 06 Mar 2018 14:40:52
Calibration: X:\G1.PRO\CurveDB\C18_VAL-PFC_Q1_02-26-18_L9.cdb 27 Feb 2018 08:36:23

MJT 3/7/18

Name: 180306G1_10, Date: 06-Mar-2018, Time: 18:42:08, ID: ST180306G1-3 PFC CS3 18B2317, Description: PFC CS3 18B2317

	#	Name	Trace	Area	IS Area	Wt./Vol.	RRF	Pred.RT	RT	y Axis Resp.	Conc.	%Rec
1	1	PFBA	212.9 > 168.9	2.66e4	3.56e4	1.00000		1.79	1.79	9.33	11.9	119.3
2	2	PFPeA	263.0 > 218.8	1.99e4	2.28e4	1.00000		2.72	2.72	10.9	10.4	103.7
3	3	PFBS	299.0 > 79.7	1.14e4	9.72e3	1.00000		2.99	2.99	14.7	9.84	98.4
4	4	PFHxA	312.9 > 268.9	2.41e4	1.66e4	1.00000		3.35	3.35	7.23	10.4	104.1
5	5	PFHpA	363 > 318.9	2.96e4	2.55e4	1.00000		3.86	3.86	14.5	10.3	102.8
6	6	PFHxS	398.9 > 79.6	1.14e4	1.08e4	1.00000		3.98	3.98	13.1	9.31	93.1
7	7	L-PFOA	413.0 > 368.7	2.65e4	3.49e4	1.00000		4.28	4.28	9.50	10.8	107.7
8	9	PFNA	463.0 > 418.8	2.68e4	2.47e4	1.00000		4.64	4.64	13.6	9.69	96.9
9	10	PFOS	499.0 >79.9	9.01e3	1.54e4	1.00000		4.70	4.70	7.31	9.54	95.4
10	11	13C3-PFBA	215.9 > 171.8	3.56e4	3.50e4	1.00000	1.145	1.79	1.79	12.7	11.1	89.0
11	12	13C3-PFBS	302.0 > 98.8	9.72e3	4.06e4	1.00000	0.209	2.98	2.99	2.99	14.3	114.3
12	13	13C3-PFPeA	266.0 > 221.8	2.28e4	4.06e4	1.00000	0.547	2.77	2.72	7.03	12.9	102.8
13	14	13C2-PFHxA	315.0 > 269.8	1.66e4	4.06e4	1.00000	0.998	3.35	3.35	5.12	5.13	102.6
14	15	13C4-PFHpA	367.2 > 321.8	2.55e4	4.06e4	1.00000	0.614	3.84	3.86	7.85	12.8	102.3
15	16	18O2-PFHxS	403 > 102.6	1.08e4	1.96e4	1.00000	0.563	3.98	3.98	6.90	12.3	98.1
16	17	13C2-PFOA	414.9 > 369.7	3.49e4	2.54e4	1.00000	1.681	4.28	4.28	17.2	10.2	81.6
17	18	13C5-PFNA	468.2 > 422.9	2.47e4	2.24e4	1.00000	1.090	4.64	4.64	13.7	12.6	100.9
18	19	13C8-PFOS	507.0 > 79.9	1.54e4	1.49e4	1.00000	0.981	4.70	4.70	12.9	13.2	105.5
19	20	13C4-PFBA	216.9 > 171.8	3.50e4	3.50e4	1.00000	1.000	1.72	1.79	12.5	12.5	100.0
20	21	13C5-PFHxA	318>272.9	4.06e4	4.06e4	1.00000	1.000	3.35	3.35	12.5	12.5	100.0
21	22	13C3-PFHxS	401.9 > 79.9	1.96e4	1.96e4	1.00000	1.000	3.98	3.98	12.5	12.5	100.0
22	23	13C8-PFOA	421.3 > 376	2.54e4	2.54e4	1.00000	1.000	4.28	4.28	12.5	12.5	100.0
23	24	13C9-PFNA	472.2 > 426.9	2.24e4	2.24e4	1.00000	1.000	4.93	4.64	12.5	12.5	100.0
24	25	13C4-PFOS	503.0 > 79.9	1.49e4	1.49e4	1.00000	1.000	4.78	4.70	12.5	12.5	100.0

MJT 3/7/2018

Quantify Compound Summary Report **MassLynx MassLynx V4.1 SCN 945**
Vista Analytical Laboratory

Dataset: Untitled

Last Altered: Wednesday, March 07, 2018 10:25:23 Pacific Standard Time
Printed: Wednesday, March 07, 2018 10:26:23 Pacific Standard Time

Method: X:\G1.PRO\MethDB\PFAS_A_180306_L9.mdb 06 Mar 2018 14:40:52
Calibration: X:\G1.PRO\CurveDB\C18_VAL-PFC_Q1_02-26-18_L9.cdb 27 Feb 2018 08:36:23

Compound name: PFBA

	Name	ID	Acq.Date	Acq.Time
1	180306G1_1	IPA	06-Mar-18	16:39:08
2	180306G1_2	ST180306G1-1 PFC CS0 18B2314	06-Mar-18	16:54:12
3	180306G1_3	IPA	06-Mar-18	17:06:44
4	180306G1_4	1800342-20 @10X WI-AF-MW-200-0218 0.11976	06-Mar-18	17:19:20
5	180306G1_5	IPA	06-Mar-18	17:31:50
6	180306G1_6	ST180306G1-2 PFC CS3 18B2317	06-Mar-18	17:44:25
7	180306G1_7	IPA	06-Mar-18	17:56:56
8	180306G1_8	1800342-20 @10X WI-AF-MW-200-0218 0.11976	06-Mar-18	18:14:22
9	180306G1_9	IPA	06-Mar-18	18:29:53
10	180306G1_10	ST180306G1-3 PFC CS3 18B2317	06-Mar-18	18:42:08

Vista Analytical Laboratory

Dataset: X:\G1.PRO\Results\2018\180306G1\180306G1-10.qld

Last Altered: Wednesday, March 07, 2018 10:12:21 Pacific Standard Time
Printed: Wednesday, March 07, 2018 10:12:36 Pacific Standard Time

Method: X:\G1.PRO\MethDB\PFAS_A_180306_L9.mdb 06 Mar 2018 14:40:52
Calibration: X:\G1.PRO\CurveDB\C18_VAL-PFC_Q1_02-26-18_L9.cdb 27 Feb 2018 08:36:23

Name: 180306G1_10, Date: 06-Mar-2018, Time: 18:42:08, ID: ST180306G1-3 PFC CS3 18B2317, Description: PFC CS3 18B2317

PFBA

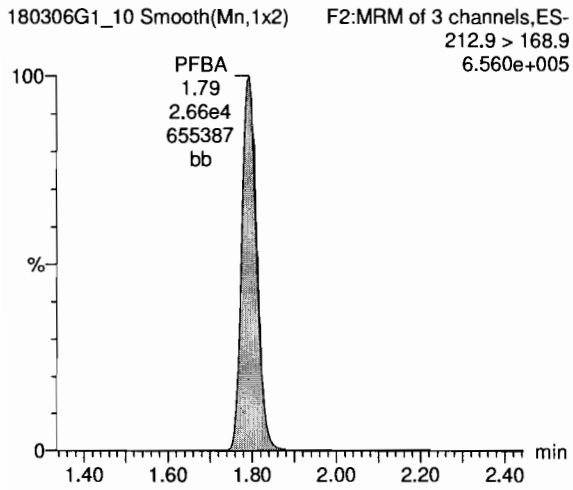

PFPeA

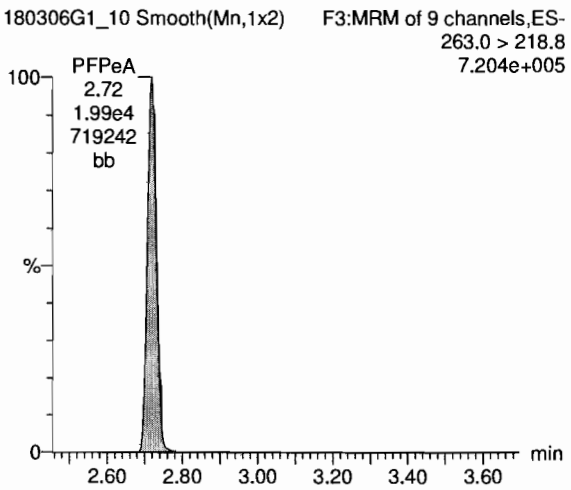

PFBS

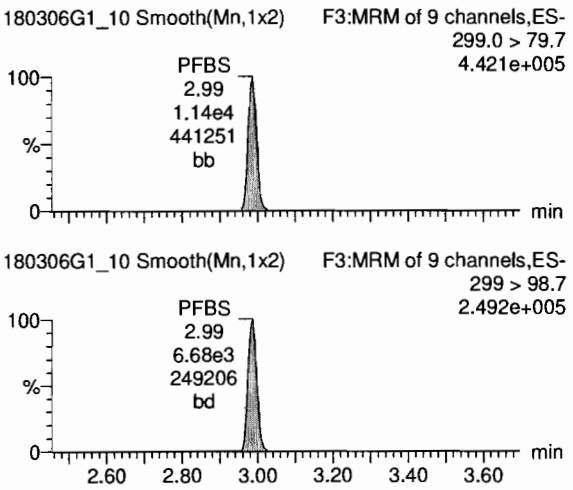

13C3-PFBA

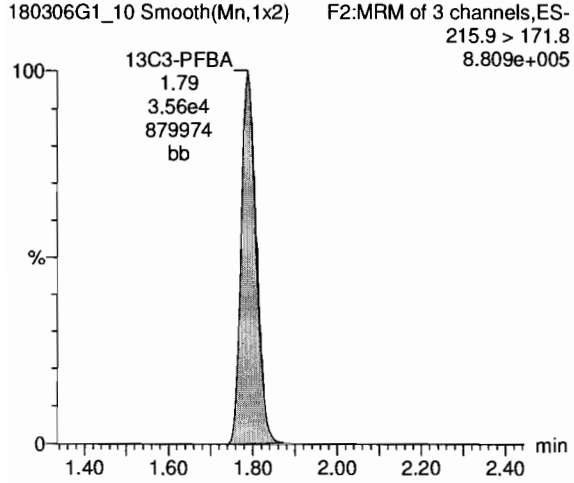

13C3-PFPeA

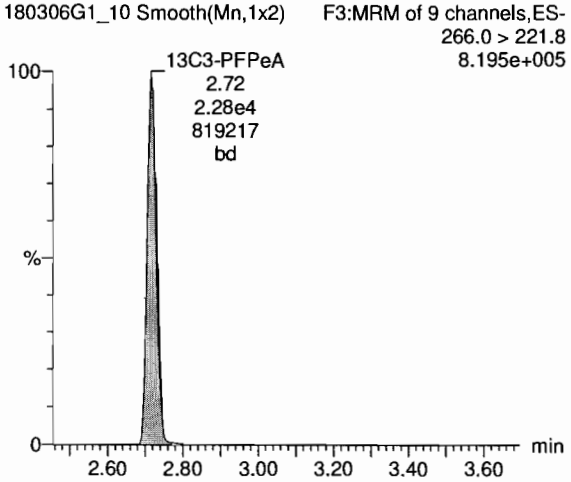

13C3-PFBS

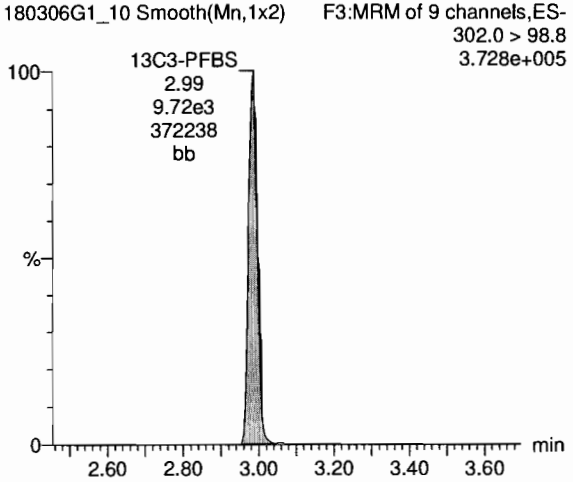

MJT 3/7/2018

Dataset: X:\G1.PRO\Results\2018\180306G1\180306G1-10.qld

Last Altered: Wednesday, March 07, 2018 10:12:21 Pacific Standard Time
Printed: Wednesday, March 07, 2018 10:12:36 Pacific Standard Time

Name: 180306G1_10, Date: 06-Mar-2018, Time: 18:42:08, ID: ST180306G1-3 PFC CS3 18B2317, Description: PFC CS3 18B2317

PFHxA

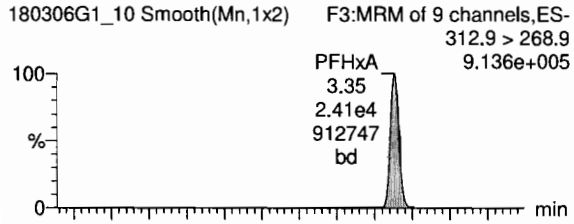

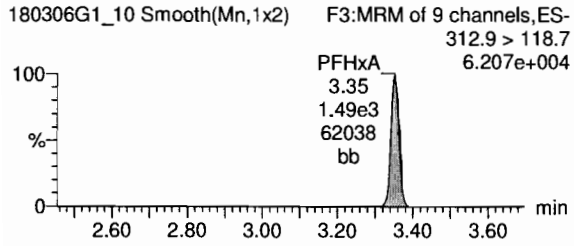

PFHpA

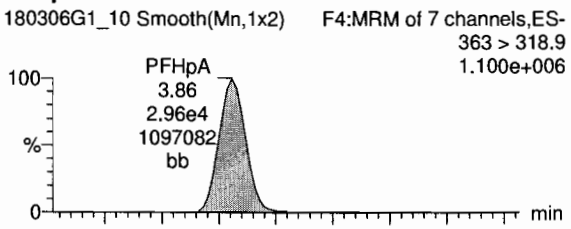

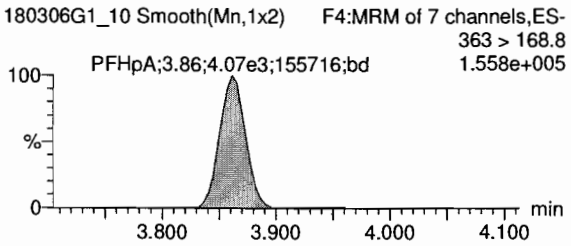

Total PFHxS

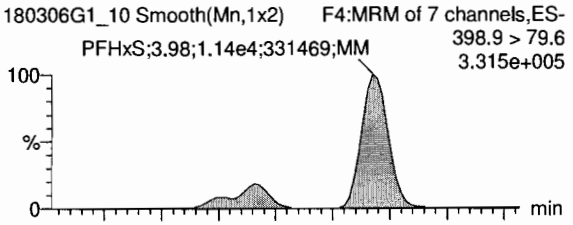

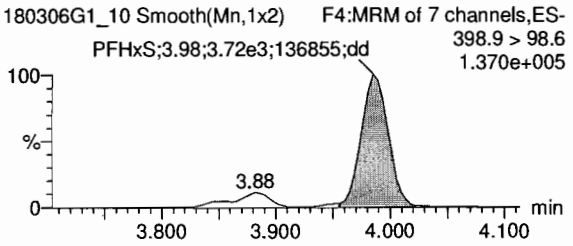

13C2-PFHxA

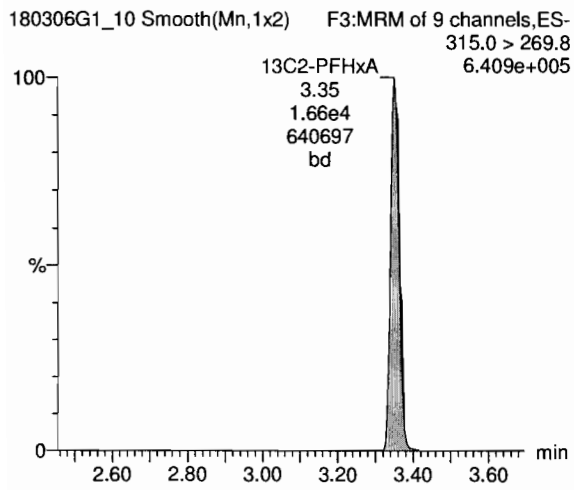

13C4-PFHpA

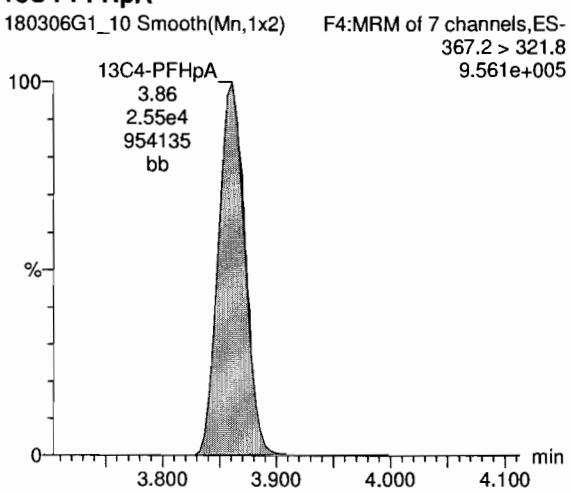

18O2-PFHxS

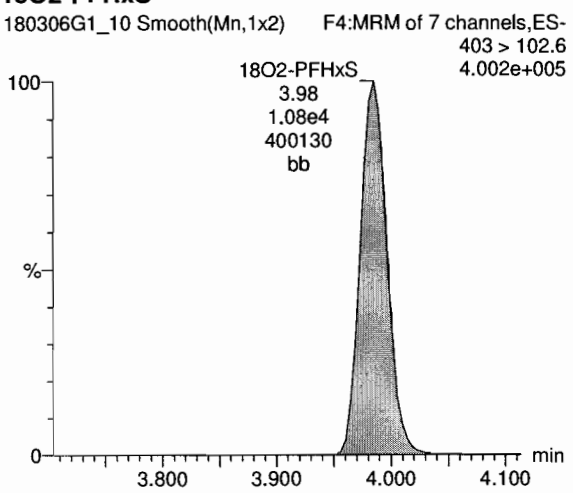

MJT 3/7/2018

Vista Analytical Laboratory

Dataset: X:\G1.PRO\Results\2018\180306G1\180306G1-10.qld

Last Altered: Wednesday, March 07, 2018 10:12:21 Pacific Standard Time
Printed: Wednesday, March 07, 2018 10:12:36 Pacific Standard Time

Name: 180306G1_10, Date: 06-Mar-2018, Time: 18:42:08, ID: ST180306G1-3 PFC CS3 18B2317, Description: PFC CS3 18B2317

Total PFOA





PFNA

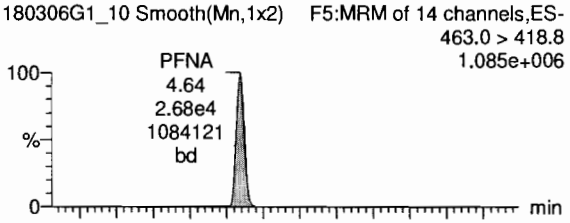

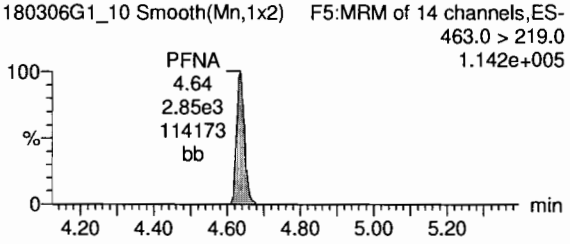

Total PFOS

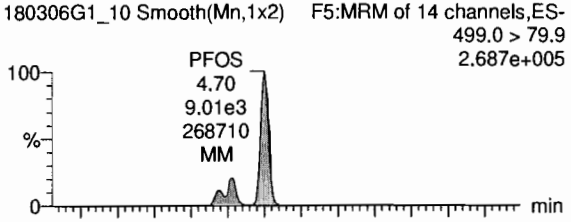

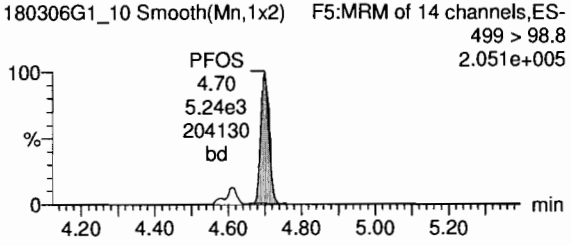

13C2-PFOA

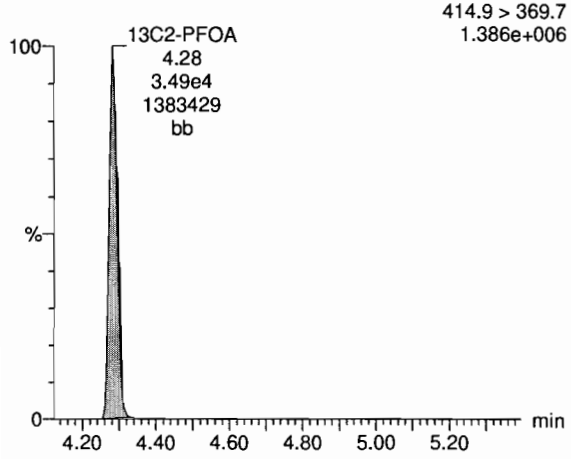

13C5-PFNA

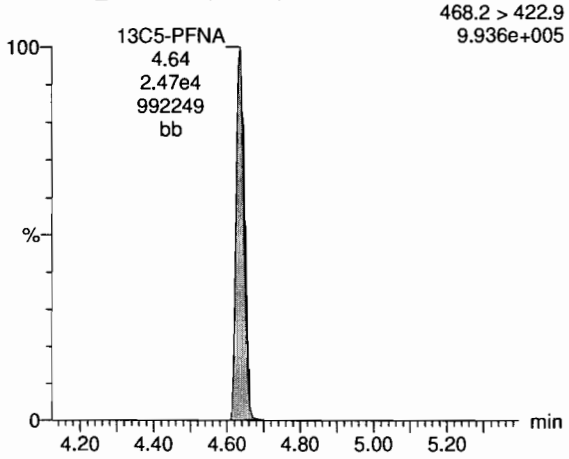

13C8-PFOS

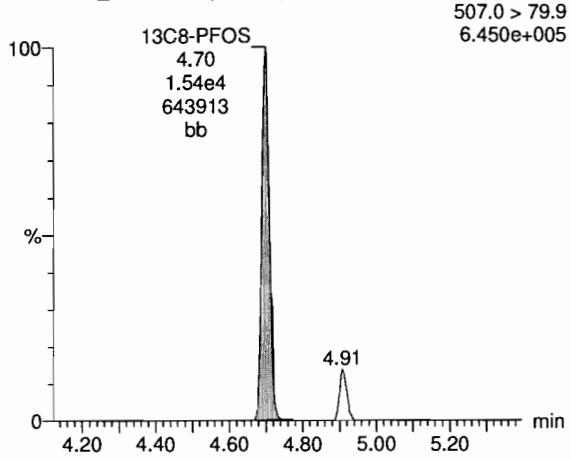

MJT 3/7/2018

Vista Analytical Laboratory

Dataset: X:\G1.PRO\Results\2018\180306G1\180306G1-10.qld

Last Altered: Wednesday, March 07, 2018 10:12:21 Pacific Standard Time
Printed: Wednesday, March 07, 2018 10:12:36 Pacific Standard Time

Name: 180306G1_10, Date: 06-Mar-2018, Time: 18:42:08, ID: ST180306G1-3 PFC CS3 18B2317, Description: PFC CS3 18B2317

13C4-PFBA

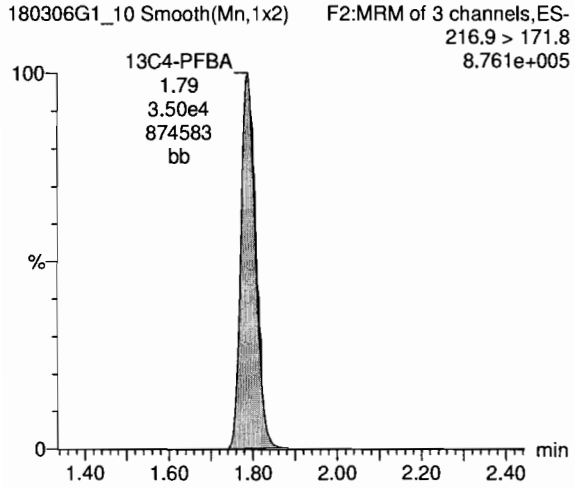

13C5-PFHxA

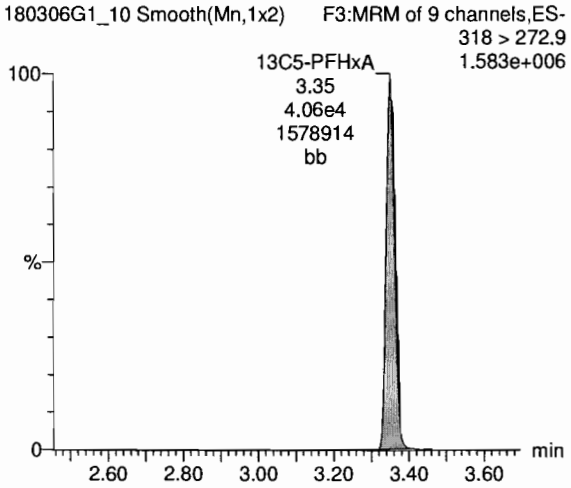

13C3-PFHxS

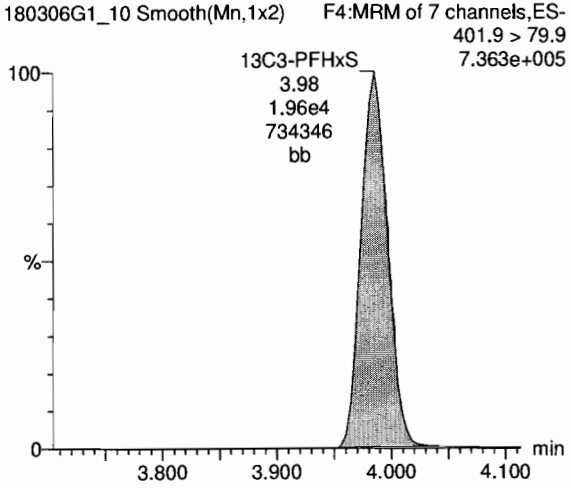

13C8-PFOA

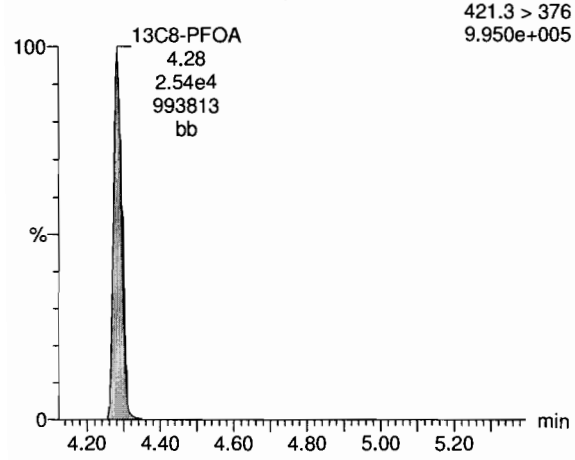

13C9-PFNA

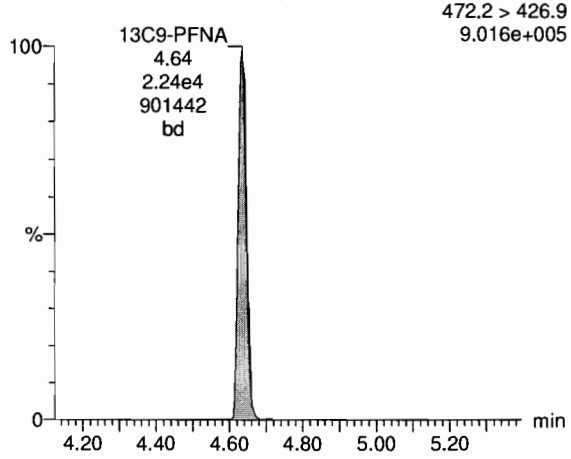

13C4-PFOS

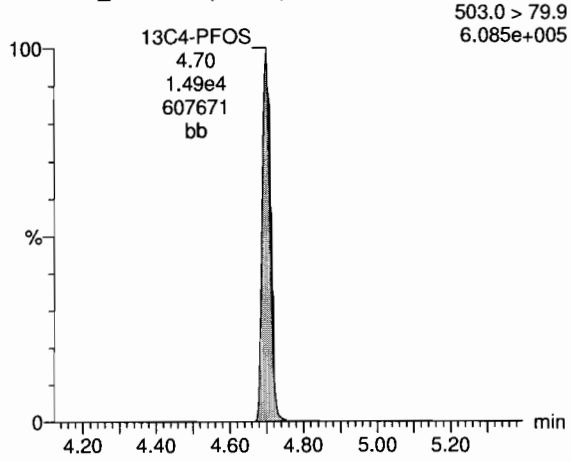

MJT 3/7/2018

Dataset: X:\G1.PRO\Results\2018\180306G1\180306G1-10.qld

Last Altered: Wednesday, March 07, 2018 10:12:21 Pacific Standard Time
Printed: Wednesday, March 07, 2018 10:12:36 Pacific Standard Time

Name: 180306G1_10, Date: 06-Mar-2018, Time: 18:42:08, ID: ST180306G1-3 PFC CS3 18B2317, Description: PFC CS3 18B2317

TCDA

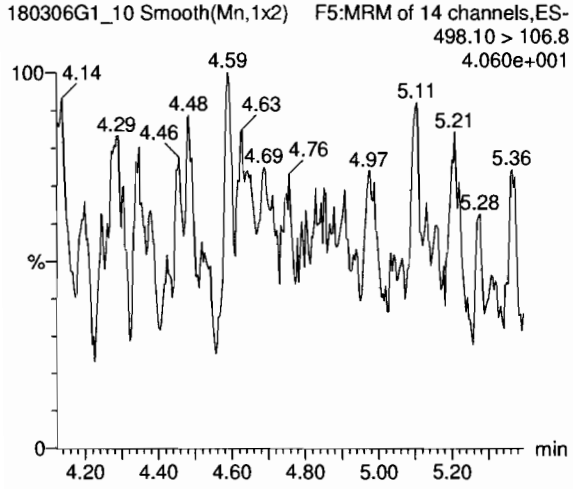

13C8-PFOS

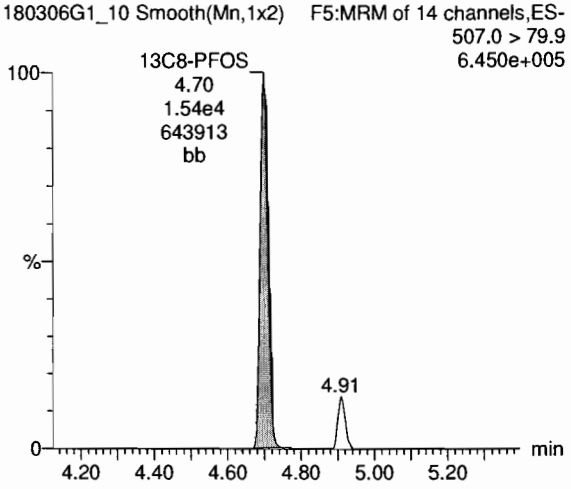

MJT 3/7/2018

Vista Analytical Laboratory

Dataset: Untitled

Last Altered: Thursday, March 08, 2018 14:25:57 Pacific Standard Time
Printed: Thursday, March 08, 2018 14:49:35 Pacific Standard Time

Method: F:\Projects\PFAS.PRO\MethDB\PFAS_RS-2-5-18.mdb 06 Feb 2018 10:46:28
Calibration: 08 Mar 2018 14:25:57

Name: 180307M1_11, Date: 07-Mar-2018, Time: 17:55:11, ID: ST180307M1-6 PFC CS3 18C0607, Description: PFC CS3 18C0607

	# Name	ID	Area	%Rec	Area Out
1	1 13C4-PFBA	ST180307M1-6 PFC CS3 18C0607	1.40e4	100.0	NO
2	2 13C5-PFHxA	ST180307M1-6 PFC CS3 18C0607	3.06e4	100.0	NO
3	3 13C3-PFHxS	ST180307M1-6 PFC CS3 18C0607	6.44e3	100.0	NO
4	4 13C8-PFOA	ST180307M1-6 PFC CS3 18C0607	3.00e4	100.0	NO
5	5 13C9-PFNA	ST180307M1-6 PFC CS3 18C0607	2.82e4	100.0	NO
6	6 13C4-PFOS	ST180307M1-6 PFC CS3 18C0607	6.86e3	100.0	NO
7	7 13C6-PFDA	ST180307M1-6 PFC CS3 18C0607	3.37e4	100.0	NO
8	8 13C7-PFUdA	ST180307M1-6 PFC CS3 18C0607	3.32e4	100.0	NO

Name: 180307M1_12, Date: 07-Mar-2018, Time: 18:06:41, ID: ST180307M1-7 PFC CS4 18C0608, Description: PFC CS4 18C0608

	# Name	ID	Area	%Rec	Area Out
1	1 13C4-PFBA	ST180307M1-7 PFC CS4 18C0608	1.39e4	99.3	NO
2	2 13C5-PFHxA	ST180307M1-7 PFC CS4 18C0608	2.95e4	96.2	NO
3	3 13C3-PFHxS	ST180307M1-7 PFC CS4 18C0608	5.60e3	86.9	NO
4	4 13C8-PFOA	ST180307M1-7 PFC CS4 18C0608	2.92e4	97.1	NO
5	5 13C9-PFNA	ST180307M1-7 PFC CS4 18C0608	3.03e4	107.1	NO
6	6 13C4-PFOS	ST180307M1-7 PFC CS4 18C0608	6.63e3	96.6	NO
7	7 13C6-PFDA	ST180307M1-7 PFC CS4 18C0608	3.08e4	91.4	NO
8	8 13C7-PFUdA	ST180307M1-7 PFC CS4 18C0608	3.11e4	93.6	NO

Name: 180307M1_13, Date: 07-Mar-2018, Time: 18:18:12, ID: ST180307M1-8 PFC CS5 18C0609, Description: PFC CS5 18C0609

	# Name	ID	Area	%Rec	Area Out
1	1 13C4-PFBA	ST180307M1-8 PFC CS5 18C0609	1.43e4	102.3	NO
2	2 13C5-PFHxA	ST180307M1-8 PFC CS5 18C0609	2.96e4	96.6	NO
3	3 13C3-PFHxS	ST180307M1-8 PFC CS5 18C0609	6.44e3	99.9	NO
4	4 13C8-PFOA	ST180307M1-8 PFC CS5 18C0609	2.92e4	97.2	NO
5	5 13C9-PFNA	ST180307M1-8 PFC CS5 18C0609	2.97e4	105.1	NO
6	6 13C4-PFOS	ST180307M1-8 PFC CS5 18C0609	5.87e3	85.5	NO
7	7 13C6-PFDA	ST180307M1-8 PFC CS5 18C0609	3.03e4	90.0	NO
8	8 13C7-PFUdA	ST180307M1-8 PFC CS5 18C0609	3.50e4	105.5	NO

Name: 180307M1_14, Date: 07-Mar-2018, Time: 18:29:40, ID: ST180307M1-9 PFC CS6 18C0610, Description: PFC CS6 18C0610

	# Name	ID	Area	%Rec	Area Out
1	1 13C4-PFBA	ST180307M1-9 PFC CS6 18C0610	1.38e4	99.0	NO
2	2 13C5-PFHxA	ST180307M1-9 PFC CS6 18C0610	2.91e4	94.9	NO
3	3 13C3-PFHxS	ST180307M1-9 PFC CS6 18C0610	5.21e3	80.9	NO
4	4 13C8-PFOA	ST180307M1-9 PFC CS6 18C0610	2.84e4	94.5	NO
5	5 13C9-PFNA	ST180307M1-9 PFC CS6 18C0610	2.96e4	104.7	NO
6	6 13C4-PFOS	ST180307M1-9 PFC CS6 18C0610	5.73e3	83.5	NO
7	7 13C6-PFDA	ST180307M1-9 PFC CS6 18C0610	3.14e4	93.2	NO
8	8 13C7-PFUdA	ST180307M1-9 PFC CS6 18C0610	2.74e4	82.6	NO

Dataset: Untitled

Last Altered: Thursday, March 08, 2018 14:25:57 Pacific Standard Time
Printed: Thursday, March 08, 2018 14:49:35 Pacific Standard Time

Name: 180307M1_15, Date: 07-Mar-2018, Time: 18:41:09, ID: ST180307M1-10 PFC CS7 18C0611, Description: PFC CS7 18C0611

	#	Name	ID	Area	%Rec	Area Out
1	1	13C4-PFBA	ST180307M1-10 PFC CS7 18C0611	1.48e4	106.2	NO
2	2	13C5-PFHxA	ST180307M1-10 PFC CS7 18C0611	2.65e4	86.4	NO
3	3	13C3-PFHxS	ST180307M1-10 PFC CS7 18C0611	4.78e3	74.2	NO
4	4	13C8-PFOA	ST180307M1-10 PFC CS7 18C0611	2.56e4	85.4	NO
5	5	13C9-PFNA	ST180307M1-10 PFC CS7 18C0611	2.64e4	93.4	NO
6	6	13C4-PFOS	ST180307M1-10 PFC CS7 18C0611	5.73e3	83.5	NO
7	7	13C6-PFDA	ST180307M1-10 PFC CS7 18C0611	2.78e4	82.4	NO
8	8	13C7-PFUdA	ST180307M1-10 PFC CS7 18C0611	3.02e4	91.0	NO

Name: 180307M1_16, Date: 07-Mar-2018, Time: 18:52:38, ID: IPA, Description: IPA

	#	Name	ID	Area	%Rec	Area Out
1	1	13C4-PFBA	IPA			NO
2	2	13C5-PFHxA	IPA			NO
3	3	13C3-PFHxS	IPA			NO
4	4	13C8-PFOA	IPA			NO
5	5	13C9-PFNA	IPA			NO
6	6	13C4-PFOS	IPA			NO
7	7	13C6-PFDA	IPA	8.35e0	0.0	YES
8	8	13C7-PFUdA	IPA			NO

Name: 180307M1_17, Date: 07-Mar-2018, Time: 19:04:07, ID: ICV180307M1-1 PFC ICV 18C0601, Description: PFC ICV 18C0601

	#	Name	ID	Area	%Rec	Area Out
1	1	13C4-PFBA	ICV180307M1-1 PFC ICV 18C0601	1.55e4	111.2	NO
2	2	13C5-PFHxA	ICV180307M1-1 PFC ICV 18C0601	3.13e4	102.3	NO
3	3	13C3-PFHxS	ICV180307M1-1 PFC ICV 18C0601	6.80e3	105.5	NO
4	4	13C8-PFOA	ICV180307M1-1 PFC ICV 18C0601	2.48e4	82.7	NO
5	5	13C9-PFNA	ICV180307M1-1 PFC ICV 18C0601	3.40e4	120.4	NO
6	6	13C4-PFOS	ICV180307M1-1 PFC ICV 18C0601	6.57e3	95.7	NO
7	7	13C6-PFDA	ICV180307M1-1 PFC ICV 18C0601	2.77e4	82.3	NO
8	8	13C7-PFUdA	ICV180307M1-1 PFC ICV 18C0601	3.53e4	106.4	NO

Name: 180307M1_18, Date: 07-Mar-2018, Time: 19:15:34, ID: IPA, Description: IPA

	#	Name	ID	Area	%Rec	Area Out
1	1	13C4-PFBA	IPA			NO
2	2	13C5-PFHxA	IPA			NO
3	3	13C3-PFHxS	IPA			NO
4	4	13C8-PFOA	IPA			NO
5	5	13C9-PFNA	IPA			NO
6	6	13C4-PFOS	IPA			NO
7	7	13C6-PFDA	IPA			NO
8	8	13C7-PFUdA	IPA			NO

Dataset: Untitled

Last Altered: Thursday, March 08, 2018 14:25:57 Pacific Standard Time
Printed: Thursday, March 08, 2018 14:49:35 Pacific Standard Time

Name: 180307M1_19, Date: 07-Mar-2018, Time: 19:27:06, ID: 1800342-15 WI-AF-FB01-021718 0.11145, Description: WI-AF-FB01-021718

	#	Name	ID	Area	%Rec	Area Out
1	1	13C4-PFBA	1800342-15 WI-AF-FB01-021718 0.11145	1.41e4	101.1	NO
2	2	13C5-PFHxA	1800342-15 WI-AF-FB01-021718 0.11145	2.21e4	72.2	NO
3	3	13C3-PFHxS	1800342-15 WI-AF-FB01-021718 0.11145	4.95e3	76.9	NO
4	4	13C8-PFOA	1800342-15 WI-AF-FB01-021718 0.11145	1.94e4	64.6	NO
5	5	13C9-PFNA	1800342-15 WI-AF-FB01-021718 0.11145	2.32e4	82.0	NO
6	6	13C4-PFOS	1800342-15 WI-AF-FB01-021718 0.11145	4.62e3	67.3	NO
7	7	13C6-PFDA	1800342-15 WI-AF-FB01-021718 0.11145	2.25e4	66.7	NO
8	8	13C7-PFUdA	1800342-15 WI-AF-FB01-021718 0.11145	2.99e4	90.0	NO

Name: 180307M1_20, Date: 07-Mar-2018, Time: 19:38:30, ID: B8B0147-BS1 OPR 0.25, Description: OPR

	#	Name	ID	Area	%Rec	Area Out
1	1	13C4-PFBA	B8B0147-BS1 OPR 0.25	2.98e4	213.5	YES
2	2	13C5-PFHxA	B8B0147-BS1 OPR 0.25	4.62e4	150.8	YES
3	3	13C3-PFHxS	B8B0147-BS1 OPR 0.25	1.04e4	161.0	YES
4	4	13C8-PFOA	B8B0147-BS1 OPR 0.25	4.88e4	162.4	YES
5	5	13C9-PFNA	B8B0147-BS1 OPR 0.25	5.46e4	193.1	YES
6	6	13C4-PFOS	B8B0147-BS1 OPR 0.25	1.11e4	161.6	YES
7	7	13C6-PFDA	B8B0147-BS1 OPR 0.25	5.19e4	153.9	YES
8	8	13C7-PFUdA	B8B0147-BS1 OPR 0.25	5.09e4	153.4	YES

Name: 180307M1_21, Date: 07-Mar-2018, Time: 19:49:57, ID: B8B0147-BLK1 Method Blank 0.25, Description: Method Blank

	#	Name	ID	Area	%Rec	Area Out
1	1	13C4-PFBA	B8B0147-BLK1 Method Blank 0.25	2.51e4	179.8	YES
2	2	13C5-PFHxA	B8B0147-BLK1 Method Blank 0.25	3.58e4	117.0	NO
3	3	13C3-PFHxS	B8B0147-BLK1 Method Blank 0.25	8.02e3	124.5	NO
4	4	13C8-PFOA	B8B0147-BLK1 Method Blank 0.25	3.69e4	122.9	NO
5	5	13C9-PFNA	B8B0147-BLK1 Method Blank 0.25	3.81e4	135.0	NO
6	6	13C4-PFOS	B8B0147-BLK1 Method Blank 0.25	8.71e3	126.8	NO
7	7	13C6-PFDA	B8B0147-BLK1 Method Blank 0.25	3.76e4	111.4	NO
8	8	13C7-PFUdA	B8B0147-BLK1 Method Blank 0.25	4.31e4	129.7	NO

Name: 180307M1_22, Date: 07-Mar-2018, Time: 20:01:28, ID: B8B0147-MS1 Matrix Spike 0.25376, Description: Matrix Spike

	#	Name	ID	Area	%Rec	Area Out
1	1	13C4-PFBA	B8B0147-MS1 Matrix Spike 0.25376	2.73e4	195.2	YES
2	2	13C5-PFHxA	B8B0147-MS1 Matrix Spike 0.25376	4.16e4	135.7	NO
3	3	13C3-PFHxS	B8B0147-MS1 Matrix Spike 0.25376	9.00e3	139.6	NO
4	4	13C8-PFOA	B8B0147-MS1 Matrix Spike 0.25376	4.07e4	135.6	NO
5	5	13C9-PFNA	B8B0147-MS1 Matrix Spike 0.25376	4.49e4	159.0	YES
6	6	13C4-PFOS	B8B0147-MS1 Matrix Spike 0.25376	1.03e4	149.9	NO
7	7	13C6-PFDA	B8B0147-MS1 Matrix Spike 0.25376	3.94e4	116.9	NO
8	8	13C7-PFUdA	B8B0147-MS1 Matrix Spike 0.25376	4.63e4	139.3	NO

Dataset: Untitled

Last Altered: Thursday, March 08, 2018 14:25:57 Pacific Standard Time
Printed: Thursday, March 08, 2018 14:49:35 Pacific Standard Time

Name: 180307M1_23, Date: 07-Mar-2018, Time: 20:12:55, ID: B8B0147-MSD1 Matrix Spike Dup 0.25664, Description: Matrix Spike Dup

	#	Name	ID	Area	%Rec	Area Out
1	1	13C4-PFBA	B8B0147-MSD1 Matrix Spike Dup 0.256...	2.17e4	155.6	YES
2	2	13C5-PFHxA	B8B0147-MSD1 Matrix Spike Dup 0.256...	3.37e4	110.0	NO
3	3	13C3-PFHxS	B8B0147-MSD1 Matrix Spike Dup 0.256...	6.64e3	103.0	NO
4	4	13C8-PFOA	B8B0147-MSD1 Matrix Spike Dup 0.256...	3.05e4	101.7	NO
5	5	13C9-PFNA	B8B0147-MSD1 Matrix Spike Dup 0.256...	2.84e4	100.6	NO
6	6	13C4-PFOS	B8B0147-MSD1 Matrix Spike Dup 0.256...	7.55e3	110.0	NO
7	7	13C6-PFDA	B8B0147-MSD1 Matrix Spike Dup 0.256...	3.20e4	95.1	NO
8	8	13C7-PFUdA	B8B0147-MSD1 Matrix Spike Dup 0.256...	3.50e4	105.3	NO

Name: 180307M1_24, Date: 07-Mar-2018, Time: 20:24:24, ID: 1800284-16RE1 OF-RW31-0218 0.11777, Description: OF-RW31-0218

	#	Name	ID	Area	%Rec	Area Out
1	1	13C4-PFBA	1800284-16RE1 OF-RW31-0218 0.11777	1.55e4	111.0	NO
2	2	13C5-PFHxA	1800284-16RE1 OF-RW31-0218 0.11777	2.54e4	82.9	NO
3	3	13C3-PFHxS	1800284-16RE1 OF-RW31-0218 0.11777	8.56e3	132.9	NO
4	4	13C8-PFOA	1800284-16RE1 OF-RW31-0218 0.11777	2.28e4	76.0	NO
5	5	13C9-PFNA	1800284-16RE1 OF-RW31-0218 0.11777	3.16e4	111.7	NO
6	6	13C4-PFOS	1800284-16RE1 OF-RW31-0218 0.11777	8.83e3	128.7	NO
7	7	13C6-PFDA	1800284-16RE1 OF-RW31-0218 0.11777	3.26e4	96.8	NO
8	8	13C7-PFUdA	1800284-16RE1 OF-RW31-0218 0.11777	3.75e4	113.0	NO

Name: 180307M1_25, Date: 07-Mar-2018, Time: 20:35:50, ID: 1800328-01 RS 1 0.11484, Description: RS 1

	#	Name	ID	Area	%Rec	Area Out
1	1	13C4-PFBA	1800328-01 RS 1 0.11484	2.48e4	177.6	YES
2	2	13C5-PFHxA	1800328-01 RS 1 0.11484	3.76e4	122.7	NO
3	3	13C3-PFHxS	1800328-01 RS 1 0.11484	8.12e3	125.9	NO
4	4	13C8-PFOA	1800328-01 RS 1 0.11484	3.66e4	121.9	NO
5	5	13C9-PFNA	1800328-01 RS 1 0.11484	4.54e4	160.6	YES
6	6	13C4-PFOS	1800328-01 RS 1 0.11484	9.01e3	131.2	NO
7	7	13C6-PFDA	1800328-01 RS 1 0.11484	4.04e4	119.8	NO
8	8	13C7-PFUdA	1800328-01 RS 1 0.11484	4.27e4	128.5	NO

Name: 180307M1_26, Date: 07-Mar-2018, Time: 20:47:20, ID: 1800330-01 MW-3 0.1111, Description: MW-3

	#	Name	ID	Area	%Rec	Area Out
1	1	13C4-PFBA	1800330-01 MW-3 0.1111	2.61e4	186.8	YES
2	2	13C5-PFHxA	1800330-01 MW-3 0.1111	3.71e4	121.1	NO
3	3	13C3-PFHxS	1800330-01 MW-3 0.1111	8.52e3	132.3	NO
4	4	13C8-PFOA	1800330-01 MW-3 0.1111	3.79e4	126.1	NO
5	5	13C9-PFNA	1800330-01 MW-3 0.1111	4.23e4	149.8	NO
6	6	13C4-PFOS	1800330-01 MW-3 0.1111	8.59e3	125.1	NO
7	7	13C6-PFDA	1800330-01 MW-3 0.1111	3.69e4	109.6	NO
8	8	13C7-PFUdA	1800330-01 MW-3 0.1111	4.35e4	131.1	NO

Dataset: Untitled

Last Altered: Thursday, March 08, 2018 14:25:57 Pacific Standard Time
Printed: Thursday, March 08, 2018 14:49:35 Pacific Standard Time

Name: 180307M1_27, Date: 07-Mar-2018, Time: 20:58:50, ID: 1800335-01 IRPSite3-GW-03GW01-20180213 0.26463, Description: IRPSite3-GW-03GW01-20180213

	#	Name	ID	Area	%Rec	Area Out
1	1	13C4-PFBA	1800335-01 IRPSite3-GW-03GW01-20...	2.13e4	152.5	YES
2	2	13C5-PFHxA	1800335-01 IRPSite3-GW-03GW01-20...	3.29e4	107.5	NO
3	3	13C3-PFHxS	1800335-01 IRPSite3-GW-03GW01-20...	8.20e3	127.2	NO
4	4	13C8-PFOA	1800335-01 IRPSite3-GW-03GW01-20...	2.93e4	97.6	NO
5	5	13C9-PFNA	1800335-01 IRPSite3-GW-03GW01-20...	3.79e4	134.2	NO
6	6	13C4-PFOS	1800335-01 IRPSite3-GW-03GW01-20...	8.00e3	116.6	NO
7	7	13C6-PFDA	1800335-01 IRPSite3-GW-03GW01-20...	3.67e4	109.0	NO
8	8	13C7-PFUdA	1800335-01 IRPSite3-GW-03GW01-20...	3.69e4	111.3	NO

Name: 180307M1_28, Date: 07-Mar-2018, Time: 21:10:20, ID: 1800335-02 IRPSite3-GW-03GW02-20180213 0.26126, Description: IRPSite3-GW-03GW02-20180213

	#	Name	ID	Area	%Rec	Area Out
1	1	13C4-PFBA	1800335-02 IRPSite3-GW-03GW02-20...	2.91e4	208.0	YES
2	2	13C5-PFHxA	1800335-02 IRPSite3-GW-03GW02-20...	4.12e4	134.5	NO
3	3	13C3-PFHxS	1800335-02 IRPSite3-GW-03GW02-20...	9.41e3	146.0	NO
4	4	13C8-PFOA	1800335-02 IRPSite3-GW-03GW02-20...	4.04e4	134.4	NO
5	5	13C9-PFNA	1800335-02 IRPSite3-GW-03GW02-20...	4.65e4	164.7	YES
6	6	13C4-PFOS	1800335-02 IRPSite3-GW-03GW02-20...	8.83e3	128.7	NO
7	7	13C6-PFDA	1800335-02 IRPSite3-GW-03GW02-20...	4.55e4	135.0	NO
8	8	13C7-PFUdA	1800335-02 IRPSite3-GW-03GW02-20...	5.68e4	171.0	YES

Name: 180307M1_29, Date: 07-Mar-2018, Time: 21:21:49, ID: 1800335-03 IRPSite3-GW-03GW03-20180213 0.25846, Description: IRPSite3-GW-03GW03-20180213

	#	Name	ID	Area	%Rec	Area Out
1	1	13C4-PFBA	1800335-03 IRPSite3-GW-03GW03-20...	2.76e4	197.3	YES
2	2	13C5-PFHxA	1800335-03 IRPSite3-GW-03GW03-20...	3.79e4	123.7	NO
3	3	13C3-PFHxS	1800335-03 IRPSite3-GW-03GW03-20...	8.60e3	133.5	NO
4	4	13C8-PFOA	1800335-03 IRPSite3-GW-03GW03-20...	3.42e4	113.9	NO
5	5	13C9-PFNA	1800335-03 IRPSite3-GW-03GW03-20...	4.59e4	162.6	YES
6	6	13C4-PFOS	1800335-03 IRPSite3-GW-03GW03-20...	9.14e3	133.1	NO
7	7	13C6-PFDA	1800335-03 IRPSite3-GW-03GW03-20...	3.73e4	110.8	NO
8	8	13C7-PFUdA	1800335-03 IRPSite3-GW-03GW03-20...	4.29e4	129.3	NO

Name: 180307M1_30, Date: 07-Mar-2018, Time: 21:33:19, ID: 1800335-04 IRPSite3-GW-DUP01-20180213 0.25753, Description: IRPSite3-GW-DUP01-20180213

	#	Name	ID	Area	%Rec	Area Out
1	1	13C4-PFBA	1800335-04 IRPSite3-GW-DUP01-2018...	2.43e4	173.6	YES
2	2	13C5-PFHxA	1800335-04 IRPSite3-GW-DUP01-2018...	3.71e4	121.2	NO
3	3	13C3-PFHxS	1800335-04 IRPSite3-GW-DUP01-2018...	7.57e3	117.4	NO
4	4	13C8-PFOA	1800335-04 IRPSite3-GW-DUP01-2018...	3.83e4	127.7	NO
5	5	13C9-PFNA	1800335-04 IRPSite3-GW-DUP01-2018...	3.52e4	124.8	NO
6	6	13C4-PFOS	1800335-04 IRPSite3-GW-DUP01-2018...	9.01e3	131.3	NO
7	7	13C6-PFDA	1800335-04 IRPSite3-GW-DUP01-2018...	3.81e4	113.1	NO
8	8	13C7-PFUdA	1800335-04 IRPSite3-GW-DUP01-2018...	4.03e4	121.3	NO

Dataset: Untitled

Last Altered: Thursday, March 08, 2018 14:25:57 Pacific Standard Time
Printed: Thursday, March 08, 2018 14:49:35 Pacific Standard Time

Name: 180307M1_31, Date: 07-Mar-2018, Time: 21:44:46, ID: 1800335-05 IRPSite3-GW-EB01-20180213 0.26186, Description: IRPSite3-GW-EB01-20180213

	#	Name	ID	Area	%Rec	Area Out
1	1	13C4-PFBA	1800335-05 IRPSite3-GW-EB01-20180...	2.19e4	156.5	YES
2	2	13C5-PFHxA	1800335-05 IRPSite3-GW-EB01-20180...	3.28e4	107.0	NO
3	3	13C3-PFHxS	1800335-05 IRPSite3-GW-EB01-20180...	7.40e3	114.8	NO
4	4	13C8-PFOA	1800335-05 IRPSite3-GW-EB01-20180...	3.13e4	104.2	NO
5	5	13C9-PFNA	1800335-05 IRPSite3-GW-EB01-20180...	3.29e4	116.4	NO
6	6	13C4-PFOS	1800335-05 IRPSite3-GW-EB01-20180...	8.21e3	119.6	NO
7	7	13C6-PFDA	1800335-05 IRPSite3-GW-EB01-20180...	3.93e4	116.5	NO
8	8	13C7-PFUdA	1800335-05 IRPSite3-GW-EB01-20180...	4.30e4	129.5	NO

Name: 180307M1_32, Date: 07-Mar-2018, Time: 21:56:15, ID: 1800335-06 IRPSite3-GW-FRB01-20180213 0.25863, Description: IRPSite3-GW-FRB01-20180213

	#	Name	ID	Area	%Rec	Area Out
1	1	13C4-PFBA	1800335-06 IRPSite3-GW-FRB01-2018...	2.69e4	192.7	YES
2	2	13C5-PFHxA	1800335-06 IRPSite3-GW-FRB01-2018...	4.38e4	142.9	NO
3	3	13C3-PFHxS	1800335-06 IRPSite3-GW-FRB01-2018...	8.01e3	124.4	NO
4	4	13C8-PFOA	1800335-06 IRPSite3-GW-FRB01-2018...	3.88e4	129.3	NO
5	5	13C9-PFNA	1800335-06 IRPSite3-GW-FRB01-2018...	4.71e4	166.6	YES
6	6	13C4-PFOS	1800335-06 IRPSite3-GW-FRB01-2018...	9.93e3	144.6	NO
7	7	13C6-PFDA	1800335-06 IRPSite3-GW-FRB01-2018...	4.04e4	119.7	NO
8	8	13C7-PFUdA	1800335-06 IRPSite3-GW-FRB01-2018...	4.99e4	150.2	YES

Name: 180307M1_33, Date: 07-Mar-2018, Time: 22:07:45, ID: 1800335-07 IRPSite3-GW-SWB01-20180213 0.26489, Description: IRPSite3-GW-SWB01-20180213

	#	Name	ID	Area	%Rec	Area Out
1	1	13C4-PFBA	1800335-07 IRPSite3-GW-SWB01-201...	2.22e4	159.1	YES
2	2	13C5-PFHxA	1800335-07 IRPSite3-GW-SWB01-201...	3.47e4	113.3	NO
3	3	13C3-PFHxS	1800335-07 IRPSite3-GW-SWB01-201...	7.03e3	109.2	NO
4	4	13C8-PFOA	1800335-07 IRPSite3-GW-SWB01-201...	3.20e4	106.6	NO
5	5	13C9-PFNA	1800335-07 IRPSite3-GW-SWB01-201...	3.59e4	126.9	NO
6	6	13C4-PFOS	1800335-07 IRPSite3-GW-SWB01-201...	6.53e3	95.1	NO
7	7	13C6-PFDA	1800335-07 IRPSite3-GW-SWB01-201...	3.14e4	93.2	NO
8	8	13C7-PFUdA	1800335-07 IRPSite3-GW-SWB01-201...	3.75e4	113.0	NO

Name: 180307M1_34, Date: 07-Mar-2018, Time: 22:19:15, ID: 1800343-01 YMCA Maintenance Bldg 0.25915, Description: YMCA Maintenance Bldg

	#	Name	ID	Area	%Rec	Area Out
1	1	13C4-PFBA	1800343-01 YMCA Maintenance Bldg 0....	1.84e4	131.8	NO
2	2	13C5-PFHxA	1800343-01 YMCA Maintenance Bldg 0....	2.87e4	93.7	NO
3	3	13C3-PFHxS	1800343-01 YMCA Maintenance Bldg 0....	5.95e3	92.4	NO
4	4	13C8-PFOA	1800343-01 YMCA Maintenance Bldg 0....	2.54e4	84.6	NO
5	5	13C9-PFNA	1800343-01 YMCA Maintenance Bldg 0....	2.90e4	102.5	NO
6	6	13C4-PFOS	1800343-01 YMCA Maintenance Bldg 0....	6.53e3	95.1	NO
7	7	13C6-PFDA	1800343-01 YMCA Maintenance Bldg 0....	2.93e4	87.0	NO
8	8	13C7-PFUdA	1800343-01 YMCA Maintenance Bldg 0....	3.50e4	105.3	NO

Dataset: Untitled

Last Altered: Thursday, March 08, 2018 14:25:57 Pacific Standard Time
Printed: Thursday, March 08, 2018 14:49:35 Pacific Standard Time

Name: 180307M1_35, Date: 07-Mar-2018, Time: 22:30:42, ID: 1800343-02 YMCA Residence 0.26136, Description: YMCA Residence

	#	Name	ID	Area	%Rec	Area Out
1	1	13C4-PFBA	1800343-02 YMCA Residence 0.26136	2.41e4	172.7	YES
2	2	13C5-PFHxA	1800343-02 YMCA Residence 0.26136	3.70e4	120.7	NO
3	3	13C3-PFHxS	1800343-02 YMCA Residence 0.26136	8.15e3	126.5	NO
4	4	13C8-PFOA	1800343-02 YMCA Residence 0.26136	3.49e4	116.2	NO
5	5	13C9-PFNA	1800343-02 YMCA Residence 0.26136	3.24e4	114.8	NO
6	6	13C4-PFOS	1800343-02 YMCA Residence 0.26136	9.67e3	140.9	NO
7	7	13C6-PFDA	1800343-02 YMCA Residence 0.26136	3.00e4	89.1	NO
8	8	13C7-PFUdA	1800343-02 YMCA Residence 0.26136	4.31e4	129.8	NO

Name: 180307M1_36, Date: 07-Mar-2018, Time: 22:42:11, ID: IPA, Description: IPA

	#	Name	ID	Area	%Rec	Area Out
1	1	13C4-PFBA	IPA			NO
2	2	13C5-PFHxA	IPA			NO
3	3	13C3-PFHxS	IPA			NO
4	4	13C8-PFOA	IPA			NO
5	5	13C9-PFNA	IPA			NO
6	6	13C4-PFOS	IPA			NO
7	7	13C6-PFDA	IPA			NO
8	8	13C7-PFUdA	IPA			NO

Name: 180307M1_37, Date: 07-Mar-2018, Time: 22:53:40, ID: ST180307M1-11 PFC CS3 18B2317, Description: PFC CS3 18B2317

	#	Name	ID	Area	%Rec	Area Out
1	1	13C4-PFBA	ST180307M1-11 PFC CS3 18B2317	1.55e4	111.2	NO
2	2	13C5-PFHxA	ST180307M1-11 PFC CS3 18B2317	3.16e4	103.3	NO
3	3	13C3-PFHxS	ST180307M1-11 PFC CS3 18B2317	6.69e3	103.8	NO
4	4	13C8-PFOA	ST180307M1-11 PFC CS3 18B2317	3.18e4	105.9	NO
5	5	13C9-PFNA	ST180307M1-11 PFC CS3 18B2317	3.76e4	133.2	NO
6	6	13C4-PFOS	ST180307M1-11 PFC CS3 18B2317	6.65e3	96.9	NO
7	7	13C6-PFDA	ST180307M1-11 PFC CS3 18B2317	3.15e4	93.6	NO
8	8	13C7-PFUdA	ST180307M1-11 PFC CS3 18B2317	3.60e4	108.3	NO

Name: 180307M1_38, Date: 07-Mar-2018, Time: 23:05:10, ID: IPA, Description: IPA

	#	Name	ID	Area	%Rec	Area Out
1	1	13C4-PFBA	IPA			NO
2	2	13C5-PFHxA	IPA			NO
3	3	13C3-PFHxS	IPA			NO
4	4	13C8-PFOA	IPA	7.05e0	0.0	YES
5	5	13C9-PFNA	IPA			NO
6	6	13C4-PFOS	IPA			NO
7	7	13C6-PFDA	IPA	8.07e0	0.0	YES
8	8	13C7-PFUdA	IPA			NO

Dataset: Untitled

Last Altered: Thursday, March 08, 2018 14:25:57 Pacific Standard Time
Printed: Thursday, March 08, 2018 14:49:35 Pacific Standard Time

Name: 180307M1_39, Date: 07-Mar-2018, Time: 23:16:40, ID: 1800346-01 WI-AF-SB-FB01-021418 0.11713, Description: WI-AF-SB-FB01-021418

	#	Name	ID	Area	%Rec	Area Out
1	1	13C4-PFBA	1800346-01 WI-AF-SB-FB01-021418 0....	2.21e4	158.2	YES
2	2	13C5-PFHxA	1800346-01 WI-AF-SB-FB01-021418 0....	3.02e4	98.6	NO
3	3	13C3-PFHxS	1800346-01 WI-AF-SB-FB01-021418 0....	6.87e3	106.6	NO
4	4	13C8-PFOA	1800346-01 WI-AF-SB-FB01-021418 0....	3.30e4	109.9	NO
5	5	13C9-PFNA	1800346-01 WI-AF-SB-FB01-021418 0....	3.21e4	113.5	NO
6	6	13C4-PFOS	1800346-01 WI-AF-SB-FB01-021418 0....	7.71e3	112.3	NO
7	7	13C6-PFDA	1800346-01 WI-AF-SB-FB01-021418 0....	3.45e4	102.4	NO
8	8	13C7-PFUdA	1800346-01 WI-AF-SB-FB01-021418 0....	3.48e4	104.7	NO

Name: 180307M1_40, Date: 07-Mar-2018, Time: 23:28:10, ID: 1800346-02 WI-AF-SB-FB01-021318 0.11317, Description: WI-AF-SB-FB01-021318

	#	Name	ID	Area	%Rec	Area Out
1	1	13C4-PFBA	1800346-02 WI-AF-SB-FB01-021318 0....	2.29e4	164.1	YES
2	2	13C5-PFHxA	1800346-02 WI-AF-SB-FB01-021318 0....	3.39e4	110.9	NO
3	3	13C3-PFHxS	1800346-02 WI-AF-SB-FB01-021318 0....	7.90e3	122.7	NO
4	4	13C8-PFOA	1800346-02 WI-AF-SB-FB01-021318 0....	3.36e4	111.9	NO
5	5	13C9-PFNA	1800346-02 WI-AF-SB-FB01-021318 0....	3.12e4	110.5	NO
6	6	13C4-PFOS	1800346-02 WI-AF-SB-FB01-021318 0....	7.86e3	114.5	NO
7	7	13C6-PFDA	1800346-02 WI-AF-SB-FB01-021318 0....	3.74e4	111.0	NO
8	8	13C7-PFUdA	1800346-02 WI-AF-SB-FB01-021318 0....	4.04e4	121.7	NO

Name: 180307M1_41, Date: 07-Mar-2018, Time: 23:39:39, ID: B8B0157-BS1 OPR 0.25, Description: OPR

	#	Name	ID	Area	%Rec	Area Out
1	1	13C4-PFBA	B8B0157-BS1 OPR 0.25	2.11e4	151.3	YES
2	2	13C5-PFHxA	B8B0157-BS1 OPR 0.25	2.93e4	95.7	NO
3	3	13C3-PFHxS	B8B0157-BS1 OPR 0.25	6.28e3	97.5	NO
4	4	13C8-PFOA	B8B0157-BS1 OPR 0.25	2.70e4	90.1	NO
5	5	13C9-PFNA	B8B0157-BS1 OPR 0.25	3.13e4	110.9	NO
6	6	13C4-PFOS	B8B0157-BS1 OPR 0.25	7.24e3	105.5	NO
7	7	13C6-PFDA	B8B0157-BS1 OPR 0.25	2.75e4	81.7	NO
8	8	13C7-PFUdA	B8B0157-BS1 OPR 0.25	3.44e4	103.6	NO

Name: 180307M1_42, Date: 07-Mar-2018, Time: 23:51:06, ID: B8B0157-BSD1 LCSD 0.25, Description: LCSD

	#	Name	ID	Area	%Rec	Area Out
1	1	13C4-PFBA	B8B0157-BSD1 LCSD 0.25	1.98e4	141.4	NO
2	2	13C5-PFHxA	B8B0157-BSD1 LCSD 0.25	3.00e4	98.1	NO
3	3	13C3-PFHxS	B8B0157-BSD1 LCSD 0.25	5.84e3	90.7	NO
4	4	13C8-PFOA	B8B0157-BSD1 LCSD 0.25	3.04e4	101.3	NO
5	5	13C9-PFNA	B8B0157-BSD1 LCSD 0.25	2.96e4	104.7	NO
6	6	13C4-PFOS	B8B0157-BSD1 LCSD 0.25	6.56e3	95.6	NO
7	7	13C6-PFDA	B8B0157-BSD1 LCSD 0.25	2.84e4	84.4	NO
8	8	13C7-PFUdA	B8B0157-BSD1 LCSD 0.25	2.86e4	86.3	NO

Dataset: Untitled

Last Altered: Thursday, March 08, 2018 14:25:57 Pacific Standard Time
Printed: Thursday, March 08, 2018 14:49:35 Pacific Standard Time

Name: 180307M1_43, Date: 08-Mar-2018, Time: 00:02:34, ID: B8B0157-BLK1 Method Blank 0.25, Description: Method Blank

	#	Name	ID	Area	%Rec	Area Out
1	1	13C4-PFBA	B8B0157-BLK1 Method Blank 0.25	1.96e4	140.2	NO
2	2	13C5-PFHxA	B8B0157-BLK1 Method Blank 0.25	2.93e4	95.7	NO
3	3	13C3-PFHxS	B8B0157-BLK1 Method Blank 0.25	6.12e3	95.0	NO
4	4	13C8-PFOA	B8B0157-BLK1 Method Blank 0.25	2.87e4	95.6	NO
5	5	13C9-PFNA	B8B0157-BLK1 Method Blank 0.25	3.24e4	114.8	NO
6	6	13C4-PFOS	B8B0157-BLK1 Method Blank 0.25	7.37e3	107.3	NO
7	7	13C6-PFDA	B8B0157-BLK1 Method Blank 0.25	3.10e4	92.1	NO
8	8	13C7-PFUdA	B8B0157-BLK1 Method Blank 0.25	3.15e4	95.0	NO

Name: 180307M1_44, Date: 08-Mar-2018, Time: 00:14:04, ID: 1800331-01 906A 0.12044, Description: 906A

	#	Name	ID	Area	%Rec	Area Out
1	1	13C4-PFBA	1800331-01 906A 0.12044	1.69e4	120.8	NO
2	2	13C5-PFHxA	1800331-01 906A 0.12044	2.58e4	84.4	NO
3	3	13C3-PFHxS	1800331-01 906A 0.12044	5.80e3	90.0	NO
4	4	13C8-PFOA	1800331-01 906A 0.12044	2.33e4	77.4	NO
5	5	13C9-PFNA	1800331-01 906A 0.12044	2.43e4	86.1	NO
6	6	13C4-PFOS	1800331-01 906A 0.12044	5.53e3	80.6	NO
7	7	13C6-PFDA	1800331-01 906A 0.12044	2.70e4	80.2	NO
8	8	13C7-PFUdA	1800331-01 906A 0.12044	2.74e4	82.5	NO

Name: 180307M1_45, Date: 08-Mar-2018, Time: 00:25:31, ID: 1800331-02 906b 0.11572, Description: 906b

	#	Name	ID	Area	%Rec	Area Out
1	1	13C4-PFBA	1800331-02 906b 0.11572	1.61e4	115.0	NO
2	2	13C5-PFHxA	1800331-02 906b 0.11572	2.30e4	75.0	NO
3	3	13C3-PFHxS	1800331-02 906b 0.11572	7.47e3	115.9	NO
4	4	13C8-PFOA	1800331-02 906b 0.11572	2.20e4	73.3	NO
5	5	13C9-PFNA	1800331-02 906b 0.11572	2.56e4	90.8	NO
6	6	13C4-PFOS	1800331-02 906b 0.11572	8.37e3	121.9	NO
7	7	13C6-PFDA	1800331-02 906b 0.11572	2.80e4	82.9	NO
8	8	13C7-PFUdA	1800331-02 906b 0.11572	3.37e4	101.6	NO

Name: 180307M1_46, Date: 08-Mar-2018, Time: 00:37:01, ID: 1800331-03 908 0.11722, Description: 908

	#	Name	ID	Area	%Rec	Area Out
1	1	13C4-PFBA	1800331-03 908 0.11722	1.74e4	124.8	NO
2	2	13C5-PFHxA	1800331-03 908 0.11722	2.46e4	80.4	NO
3	3	13C3-PFHxS	1800331-03 908 0.11722	6.20e3	96.2	NO
4	4	13C8-PFOA	1800331-03 908 0.11722	2.51e4	83.5	NO
5	5	13C9-PFNA	1800331-03 908 0.11722	2.71e4	95.8	NO
6	6	13C4-PFOS	1800331-03 908 0.11722	5.51e3	80.2	NO
7	7	13C6-PFDA	1800331-03 908 0.11722	2.48e4	73.7	NO
8	8	13C7-PFUdA	1800331-03 908 0.11722	2.17e4	65.5	NO

Dataset: Untitled

Last Altered: Thursday, March 08, 2018 14:25:57 Pacific Standard Time
Printed: Thursday, March 08, 2018 14:49:35 Pacific Standard Time

Name: 180307M1_47, Date: 08-Mar-2018, Time: 00:48:30, ID: 1800331-04 911 0.11887, Description: 911

	#	Name	ID	Area	%Rec	Area Out
1	1	13C4-PFBA	1800331-04 911 0.11887	1.67e4	119.4	NO
2	2	13C5-PFHxA	1800331-04 911 0.11887	2.27e4	74.2	NO
3	3	13C3-PFHxS	1800331-04 911 0.11887	6.05e3	93.8	NO
4	4	13C8-PFOA	1800331-04 911 0.11887	2.01e4	67.0	NO
5	5	13C9-PFNA	1800331-04 911 0.11887	2.49e4	88.0	NO
6	6	13C4-PFOS	1800331-04 911 0.11887	5.73e3	83.6	NO
7	7	13C6-PFDA	1800331-04 911 0.11887	2.09e4	62.1	NO
8	8	13C7-PFUdA	1800331-04 911 0.11887	2.28e4	68.7	NO

Name: 180307M1_48, Date: 08-Mar-2018, Time: 00:59:59, ID: 1800331-05 731 0.11762, Description: 731

	#	Name	ID	Area	%Rec	Area Out
1	1	13C4-PFBA	1800331-05 731 0.11762	2.14e4	153.5	YES
2	2	13C5-PFHxA	1800331-05 731 0.11762	3.11e4	101.6	NO
3	3	13C3-PFHxS	1800331-05 731 0.11762	7.72e3	119.8	NO
4	4	13C8-PFOA	1800331-05 731 0.11762	2.96e4	98.5	NO
5	5	13C9-PFNA	1800331-05 731 0.11762	3.37e4	119.3	NO
6	6	13C4-PFOS	1800331-05 731 0.11762	7.68e3	112.0	NO
7	7	13C6-PFDA	1800331-05 731 0.11762	3.32e4	98.6	NO
8	8	13C7-PFUdA	1800331-05 731 0.11762	3.74e4	112.6	NO

Name: 180307M1_49, Date: 08-Mar-2018, Time: 01:11:29, ID: 1800344-01 GW4751180215RAP 0.25614, Description: GW4751180215RAP

	#	Name	ID	Area	%Rec	Area Out
1	1	13C4-PFBA	1800344-01 GW4751180215RAP 0.256...	1.95e4	139.7	NO
2	2	13C5-PFHxA	1800344-01 GW4751180215RAP 0.256...	2.85e4	93.1	NO
3	3	13C3-PFHxS	1800344-01 GW4751180215RAP 0.256...	6.40e3	99.3	NO
4	4	13C8-PFOA	1800344-01 GW4751180215RAP 0.256...	2.62e4	87.4	NO
5	5	13C9-PFNA	1800344-01 GW4751180215RAP 0.256...	2.86e4	101.1	NO
6	6	13C4-PFOS	1800344-01 GW4751180215RAP 0.256...	6.02e3	87.7	NO
7	7	13C6-PFDA	1800344-01 GW4751180215RAP 0.256...	3.01e4	89.3	NO
8	8	13C7-PFUdA	1800344-01 GW4751180215RAP 0.256...	3.06e4	92.3	NO

Name: 180307M1_50, Date: 08-Mar-2018, Time: 01:22:58, ID: 1800344-02 GW5357180215RAP 0.26043, Description: GW5357180215RAP

	#	Name	ID	Area	%Rec	Area Out
1	1	13C4-PFBA	1800344-02 GW5357180215RAP 0.260...	1.91e4	136.5	NO
2	2	13C5-PFHxA	1800344-02 GW5357180215RAP 0.260...	2.79e4	91.2	NO
3	3	13C3-PFHxS	1800344-02 GW5357180215RAP 0.260...	6.38e3	99.0	NO
4	4	13C8-PFOA	1800344-02 GW5357180215RAP 0.260...	2.65e4	88.2	NO
5	5	13C9-PFNA	1800344-02 GW5357180215RAP 0.260...	2.96e4	104.7	NO
6	6	13C4-PFOS	1800344-02 GW5357180215RAP 0.260...	6.11e3	89.0	NO
7	7	13C6-PFDA	1800344-02 GW5357180215RAP 0.260...	2.96e4	87.9	NO
8	8	13C7-PFUdA	1800344-02 GW5357180215RAP 0.260...	2.91e4	87.5	NO

Dataset: Untitled

Last Altered: Thursday, March 08, 2018 14:25:57 Pacific Standard Time
Printed: Thursday, March 08, 2018 14:49:35 Pacific Standard Time

Name: 180307M1_51, Date: 08-Mar-2018, Time: 01:34:28, ID: 1800344-03 GW1620180216RAP 0.26555, Description: GW1620180216RAP

	#	Name	ID	Area	%Rec	Area Out
1	1	13C4-PFBA	1800344-03 GW1620180216RAP 0.265...	1.91e4	136.6	NO
2	2	13C5-PFHxA	1800344-03 GW1620180216RAP 0.265...	2.70e4	88.1	NO
3	3	13C3-PFHxS	1800344-03 GW1620180216RAP 0.265...	6.37e3	98.9	NO
4	4	13C8-PFOA	1800344-03 GW1620180216RAP 0.265...	2.77e4	92.4	NO
5	5	13C9-PFNA	1800344-03 GW1620180216RAP 0.265...	2.69e4	95.2	NO
6	6	13C4-PFOS	1800344-03 GW1620180216RAP 0.265...	6.61e3	96.3	NO
7	7	13C6-PFDA	1800344-03 GW1620180216RAP 0.265...	2.58e4	76.6	NO
8	8	13C7-PFUdA	1800344-03 GW1620180216RAP 0.265...	2.69e4	80.9	NO

Name: 180307M1_52, Date: 08-Mar-2018, Time: 01:45:58, ID: 1800344-04 GW2630180216RAP 0.26027, Description: GW2630180216RAP

	#	Name	ID	Area	%Rec	Area Out
1	1	13C4-PFBA	1800344-04 GW2630180216RAP 0.260...	2.02e4	144.5	NO
2	2	13C5-PFHxA	1800344-04 GW2630180216RAP 0.260...	2.67e4	87.2	NO
3	3	13C3-PFHxS	1800344-04 GW2630180216RAP 0.260...	5.99e3	93.0	NO
4	4	13C8-PFOA	1800344-04 GW2630180216RAP 0.260...	2.69e4	89.7	NO
5	5	13C9-PFNA	1800344-04 GW2630180216RAP 0.260...	2.72e4	96.3	NO
6	6	13C4-PFOS	1800344-04 GW2630180216RAP 0.260...	7.06e3	102.8	NO
7	7	13C6-PFDA	1800344-04 GW2630180216RAP 0.260...	2.93e4	87.1	NO
8	8	13C7-PFUdA	1800344-04 GW2630180216RAP 0.260...	2.63e4	79.2	NO

Name: 180307M1_53, Date: 08-Mar-2018, Time: 01:57:28, ID: 1800344-05 GW3640180216RAP 0.26103, Description: GW3640180216RAP

	#	Name	ID	Area	%Rec	Area Out
1	1	13C4-PFBA	1800344-05 GW3640180216RAP 0.261...	1.85e4	132.1	NO
2	2	13C5-PFHxA	1800344-05 GW3640180216RAP 0.261...	2.50e4	81.8	NO
3	3	13C3-PFHxS	1800344-05 GW3640180216RAP 0.261...	6.30e3	97.8	NO
4	4	13C8-PFOA	1800344-05 GW3640180216RAP 0.261...	2.78e4	92.5	NO
5	5	13C9-PFNA	1800344-05 GW3640180216RAP 0.261...	2.80e4	99.2	NO
6	6	13C4-PFOS	1800344-05 GW3640180216RAP 0.261...	5.91e3	86.2	NO
7	7	13C6-PFDA	1800344-05 GW3640180216RAP 0.261...	2.83e4	83.8	NO
8	8	13C7-PFUdA	1800344-05 GW3640180216RAP 0.261...	2.84e4	85.5	NO

Name: 180307M1_54, Date: 08-Mar-2018, Time: 02:08:54, ID: 1800353-01 WI-AF-N2-5-0218 0.11121, Description: WI-AF-N2-5-0218

	#	Name	ID	Area	%Rec	Area Out
1	1	13C4-PFBA	1800353-01 WI-AF-N2-5-0218 0.11121	2.45e4	175.3	YES
2	2	13C5-PFHxA	1800353-01 WI-AF-N2-5-0218 0.11121	3.51e4	114.7	NO
3	3	13C3-PFHxS	1800353-01 WI-AF-N2-5-0218 0.11121	6.76e3	104.9	NO
4	4	13C8-PFOA	1800353-01 WI-AF-N2-5-0218 0.11121	3.35e4	111.4	NO
5	5	13C9-PFNA	1800353-01 WI-AF-N2-5-0218 0.11121	3.79e4	134.1	NO
6	6	13C4-PFOS	1800353-01 WI-AF-N2-5-0218 0.11121	4.79e3	69.7	NO
7	7	13C6-PFDA	1800353-01 WI-AF-N2-5-0218 0.11121	3.60e4	106.9	NO
8	8	13C7-PFUdA	1800353-01 WI-AF-N2-5-0218 0.11121	3.62e4	109.0	NO

Dataset: Untitled

Last Altered: Thursday, March 08, 2018 14:25:57 Pacific Standard Time
Printed: Thursday, March 08, 2018 14:49:35 Pacific Standard Time

Name: 180307M1_55, Date: 08-Mar-2018, Time: 02:20:25, ID: 1800353-02 WI-AF-FB01-022018 0.11958, Description: WI-AF-FB01-022018

	# Name	ID	Area	%Rec	Area Out
1	1 13C4-PFBA	1800353-02 WI-AF-FB01-022018 0.119...	2.00e4	143.4	NO
2	2 13C5-PFHxA	1800353-02 WI-AF-FB01-022018 0.119...	3.16e4	103.3	NO
3	3 13C3-PFHxS	1800353-02 WI-AF-FB01-022018 0.119...	6.02e3	93.4	NO
4	4 13C8-PFOA	1800353-02 WI-AF-FB01-022018 0.119...	2.86e4	95.3	NO
5	5 13C9-PFNA	1800353-02 WI-AF-FB01-022018 0.119...	3.16e4	111.9	NO
6	6 13C4-PFOS	1800353-02 WI-AF-FB01-022018 0.119...	6.29e3	91.6	NO
7	7 13C6-PFDA	1800353-02 WI-AF-FB01-022018 0.119...	3.12e4	92.4	NO
8	8 13C7-PFUdA	1800353-02 WI-AF-FB01-022018 0.119...	3.35e4	100.9	NO

Name: 180307M1_56, Date: 08-Mar-2018, Time: 02:31:52, ID: 1800353-03 WI-AF-MW-3-0218 0.11741, Description: WI-AF-MW-3-0218

	# Name	ID	Area	%Rec	Area Out
1	1 13C4-PFBA	1800353-03 WI-AF-MW-3-0218 0.11741	2.12e4	151.9	YES
2	2 13C5-PFHxA	1800353-03 WI-AF-MW-3-0218 0.11741	3.06e4	100.1	NO
3	3 13C3-PFHxS	1800353-03 WI-AF-MW-3-0218 0.11741	6.56e3	101.8	NO
4	4 13C8-PFOA	1800353-03 WI-AF-MW-3-0218 0.11741	3.05e4	101.6	NO
5	5 13C9-PFNA	1800353-03 WI-AF-MW-3-0218 0.11741	3.04e4	107.5	NO
6	6 13C4-PFOS	1800353-03 WI-AF-MW-3-0218 0.11741	5.64e3	82.2	NO
7	7 13C6-PFDA	1800353-03 WI-AF-MW-3-0218 0.11741	3.02e4	89.5	NO
8	8 13C7-PFUdA	1800353-03 WI-AF-MW-3-0218 0.11741	3.89e4	117.0	NO

Name: 180307M1_57, Date: 08-Mar-2018, Time: 02:43:21, ID: 1800353-04 WI-AF-MW-202-0218 0.11256, Description: WI-AF-MW-202-0218

	# Name	ID	Area	%Rec	Area Out
1	1 13C4-PFBA	1800353-04 WI-AF-MW-202-0218 0.11...	1.83e4	131.0	NO
2	2 13C5-PFHxA	1800353-04 WI-AF-MW-202-0218 0.11...	2.48e4	80.9	NO
3	3 13C3-PFHxS	1800353-04 WI-AF-MW-202-0218 0.11...	5.27e3	81.8	NO
4	4 13C8-PFOA	1800353-04 WI-AF-MW-202-0218 0.11...	2.60e4	86.5	NO
5	5 13C9-PFNA	1800353-04 WI-AF-MW-202-0218 0.11...	2.43e4	85.9	NO
6	6 13C4-PFOS	1800353-04 WI-AF-MW-202-0218 0.11...	3.91e3	57.0	NO
7	7 13C6-PFDA	1800353-04 WI-AF-MW-202-0218 0.11...	2.70e4	80.1	NO
8	8 13C7-PFUdA	1800353-04 WI-AF-MW-202-0218 0.11...	2.65e4	79.8	NO

Name: 180307M1_58, Date: 08-Mar-2018, Time: 02:54:51, ID: 1800353-05 WI-AF-MW-204-0218 0.11807, Description: WI-AF-MW-204-0218

	# Name	ID	Area	%Rec	Area Out
1	1 13C4-PFBA	1800353-05 WI-AF-MW-204-0218 0.11...	2.00e4	143.3	NO
2	2 13C5-PFHxA	1800353-05 WI-AF-MW-204-0218 0.11...	2.86e4	93.4	NO
3	3 13C3-PFHxS	1800353-05 WI-AF-MW-204-0218 0.11...	5.28e3	82.0	NO
4	4 13C8-PFOA	1800353-05 WI-AF-MW-204-0218 0.11...	2.68e4	89.2	NO
5	5 13C9-PFNA	1800353-05 WI-AF-MW-204-0218 0.11...	2.72e4	96.3	NO
6	6 13C4-PFOS	1800353-05 WI-AF-MW-204-0218 0.11...	3.55e3	51.7	NO
7	7 13C6-PFDA	1800353-05 WI-AF-MW-204-0218 0.11...	2.82e4	83.6	NO
8	8 13C7-PFUdA	1800353-05 WI-AF-MW-204-0218 0.11...	2.95e4	88.8	NO

Dataset: Untitled

Last Altered: Thursday, March 08, 2018 14:25:57 Pacific Standard Time
Printed: Thursday, March 08, 2018 14:49:35 Pacific Standard Time

Name: 180307M1_59, Date: 08-Mar-2018, Time: 03:06:21, ID: IPA, Description: IPA

	# Name	ID	Area	%Rec	Area Out
1	1 13C4-PFBA	IPA			NO
2	2 13C5-PFHxA	IPA			NO
3	3 13C3-PFHxS	IPA			NO
4	4 13C8-PFOA	IPA			NO
5	5 13C9-PFNA	IPA			NO
6	6 13C4-PFOS	IPA			NO
7	7 13C6-PFDA	IPA			NO
8	8 13C7-PFUdA	IPA			NO

Name: 180307M1_60, Date: 08-Mar-2018, Time: 03:17:50, ID: ST180307M1-12 PFC CS3 18B2317, Description: PFC CS3 18B2317

	# Name	ID	Area	%Rec	Area Out
1	1 13C4-PFBA	ST180307M1-12 PFC CS3 18B2317	1.62e4	116.0	NO
2	2 13C5-PFHxA	ST180307M1-12 PFC CS3 18B2317	3.40e4	110.9	NO
3	3 13C3-PFHxS	ST180307M1-12 PFC CS3 18B2317	6.08e3	94.4	NO
4	4 13C8-PFOA	ST180307M1-12 PFC CS3 18B2317	3.49e4	116.3	NO
5	5 13C9-PFNA	ST180307M1-12 PFC CS3 18B2317	3.78e4	133.9	NO
6	6 13C4-PFOS	ST180307M1-12 PFC CS3 18B2317	7.93e3	115.6	NO
7	7 13C6-PFDA	ST180307M1-12 PFC CS3 18B2317	3.18e4	94.4	NO
8	8 13C7-PFUdA	ST180307M1-12 PFC CS3 18B2317	3.30e4	99.5	NO

Name: 180307M1_61, Date: 08-Mar-2018, Time: 03:29:19, ID: IPA, Description: IPA

	# Name	ID	Area	%Rec	Area Out
1	1 13C4-PFBA	IPA			NO
2	2 13C5-PFHxA	IPA	6.36e0	0.0	YES
3	3 13C3-PFHxS	IPA			NO
4	4 13C8-PFOA	IPA			NO
5	5 13C9-PFNA	IPA			NO
6	6 13C4-PFOS	IPA			NO
7	7 13C6-PFDA	IPA			NO
8	8 13C7-PFUdA	IPA			NO

Name: 180307M1_62, Date: 08-Mar-2018, Time: 03:40:49, ID: 1800353-06 WI-AF-MW-114-0218 0.11872, Description: WI-AF-MW-114-0218

	# Name	ID	Area	%Rec	Area Out
1	1 13C4-PFBA	1800353-06 WI-AF-MW-114-0218 0.118...	1.98e4	141.8	NO
2	2 13C5-PFHxA	1800353-06 WI-AF-MW-114-0218 0.118...	2.94e4	96.1	NO
3	3 13C3-PFHxS	1800353-06 WI-AF-MW-114-0218 0.118...	6.04e3	93.7	NO
4	4 13C8-PFOA	1800353-06 WI-AF-MW-114-0218 0.118...	2.51e4	83.7	NO
5	5 13C9-PFNA	1800353-06 WI-AF-MW-114-0218 0.118...	3.11e4	110.0	NO
6	6 13C4-PFOS	1800353-06 WI-AF-MW-114-0218 0.118...	3.63e3	52.9	NO
7	7 13C6-PFDA	1800353-06 WI-AF-MW-114-0218 0.118...	3.14e4	93.3	NO
8	8 13C7-PFUdA	1800353-06 WI-AF-MW-114-0218 0.118...	3.32e4	99.9	NO

Dataset: Untitled

Last Altered: Thursday, March 08, 2018 14:25:57 Pacific Standard Time
Printed: Thursday, March 08, 2018 14:49:35 Pacific Standard Time

Name: 180307M1_63, Date: 08-Mar-2018, Time: 03:52:16, ID: 1800353-07 WI-AF-EB03-022018 0.12247, Description: WI-AF-EB03-022018

	# Name	ID	Area	%Rec	Area Out
1	1 13C4-PFBA	1800353-07 WI-AF-EB03-022018 0.122...	2.04e4	146.0	NO
2	2 13C5-PFHxA	1800353-07 WI-AF-EB03-022018 0.122...	2.96e4	96.8	NO
3	3 13C3-PFHxS	1800353-07 WI-AF-EB03-022018 0.122...	6.39e3	99.1	NO
4	4 13C8-PFOA	1800353-07 WI-AF-EB03-022018 0.122...	2.64e4	88.0	NO
5	5 13C9-PFNA	1800353-07 WI-AF-EB03-022018 0.122...	3.04e4	107.7	NO
6	6 13C4-PFOS	1800353-07 WI-AF-EB03-022018 0.122...	7.59e3	110.6	NO
7	7 13C6-PFDA	1800353-07 WI-AF-EB03-022018 0.122...	2.92e4	86.8	NO
8	8 13C7-PFUdA	1800353-07 WI-AF-EB03-022018 0.122...	3.24e4	97.6	NO

Name: 180307M1_64, Date: 08-Mar-2018, Time: 04:03:45, ID: IPA, Description: IPA

	# Name	ID	Area	%Rec	Area Out
1	1 13C4-PFBA	IPA			NO
2	2 13C5-PFHxA	IPA			NO
3	3 13C3-PFHxS	IPA			NO
4	4 13C8-PFOA	IPA			NO
5	5 13C9-PFNA	IPA			NO
6	6 13C4-PFOS	IPA			NO
7	7 13C6-PFDA	IPA			NO
8	8 13C7-PFUdA	IPA			NO

Name: 180307M1_65, Date: 08-Mar-2018, Time: 04:15:12, ID: ST180307M1-13 PFC CS3 18B2317, Description: PFC CS3 18B2317

	# Name	ID	Area	%Rec	Area Out
1	1 13C4-PFBA	ST180307M1-13 PFC CS3 18B2317	1.57e4	112.4	NO
2	2 13C5-PFHxA	ST180307M1-13 PFC CS3 18B2317	3.56e4	116.4	NO
3	3 13C3-PFHxS	ST180307M1-13 PFC CS3 18B2317	7.51e3	116.5	NO
4	4 13C8-PFOA	ST180307M1-13 PFC CS3 18B2317	3.53e4	117.7	NO
5	5 13C9-PFNA	ST180307M1-13 PFC CS3 18B2317	3.92e4	138.8	NO
6	6 13C4-PFOS	ST180307M1-13 PFC CS3 18B2317	7.30e3	106.4	NO
7	7 13C6-PFDA	ST180307M1-13 PFC CS3 18B2317	3.31e4	98.3	NO
8	8 13C7-PFUdA	ST180307M1-13 PFC CS3 18B2317	3.60e4	108.4	NO

Name: 180307M1_66, Date: 08-Mar-2018, Time: 04:26:42, ID: ST180307M1-14 PFC CS0 18C0604, Description: PFC CS0 18C0604

	# Name	ID	Area	%Rec	Area Out
1	1 13C4-PFBA	ST180307M1-14 PFC CS0 18C0604	1.60e4	114.7	NO
2	2 13C5-PFHxA	ST180307M1-14 PFC CS0 18C0604	3.44e4	112.4	NO
3	3 13C3-PFHxS	ST180307M1-14 PFC CS0 18C0604	7.36e3	114.2	NO
4	4 13C8-PFOA	ST180307M1-14 PFC CS0 18C0604	3.28e4	109.3	NO
5	5 13C9-PFNA	ST180307M1-14 PFC CS0 18C0604	3.37e4	119.4	NO
6	6 13C4-PFOS	ST180307M1-14 PFC CS0 18C0604	8.20e3	119.5	NO
7	7 13C6-PFDA	ST180307M1-14 PFC CS0 18C0604	3.57e4	106.1	NO
8	8 13C7-PFUdA	ST180307M1-14 PFC CS0 18C0604	3.67e4	110.5	NO

Dataset: Untitled

Last Altered: Thursday, March 08, 2018 14:25:57 Pacific Standard Time
Printed: Thursday, March 08, 2018 14:49:35 Pacific Standard Time

Name: 180307M1_67, Date: 08-Mar-2018, Time: 04:38:08, ID: IPA, Description: IPA

	# Name	ID	Area	%Rec	Area Out
1	1 13C4-PFBA	IPA			NO
2	2 13C5-PFHxA	IPA			NO
3	3 13C3-PFHxS	IPA			NO
4	4 13C8-PFOA	IPA			NO
5	5 13C9-PFNA	IPA			NO
6	6 13C4-PFOS	IPA			NO
7	7 13C6-PFDA	IPA			NO
8	8 13C7-PFUdA	IPA			NO

Name: 180307M1_68, Date: 08-Mar-2018, Time: 04:49:38, ID: B8B0151-BS1 OPR 1, Description: OPR

	# Name	ID	Area	%Rec	Area Out
1	1 13C4-PFBA	B8B0151-BS1 OPR 1	1.61e4	115.3	NO
2	2 13C5-PFHxA	B8B0151-BS1 OPR 1	2.49e4	81.4	NO
3	3 13C3-PFHxS	B8B0151-BS1 OPR 1	6.05e3	93.9	NO
4	4 13C8-PFOA	B8B0151-BS1 OPR 1	2.32e4	77.4	NO
5	5 13C9-PFNA	B8B0151-BS1 OPR 1	2.43e4	86.2	NO
6	6 13C4-PFOS	B8B0151-BS1 OPR 1	6.11e3	89.0	NO
7	7 13C6-PFDA	B8B0151-BS1 OPR 1	2.24e4	66.6	NO
8	8 13C7-PFUdA	B8B0151-BS1 OPR 1	2.96e4	89.2	NO

Name: 180307M1_69, Date: 08-Mar-2018, Time: 05:01:04, ID: B8B0151-BLK1 Method Blank 1, Description: Method Blank

	# Name	ID	Area	%Rec	Area Out
1	1 13C4-PFBA	B8B0151-BLK1 Method Blank 1	1.28e4	91.5	NO
2	2 13C5-PFHxA	B8B0151-BLK1 Method Blank 1	2.02e4	66.0	NO
3	3 13C3-PFHxS	B8B0151-BLK1 Method Blank 1	4.65e3	72.2	NO
4	4 13C8-PFOA	B8B0151-BLK1 Method Blank 1	1.87e4	62.4	NO
5	5 13C9-PFNA	B8B0151-BLK1 Method Blank 1	2.09e4	73.8	NO
6	6 13C4-PFOS	B8B0151-BLK1 Method Blank 1	5.44e3	79.3	NO
7	7 13C6-PFDA	B8B0151-BLK1 Method Blank 1	1.98e4	58.7	NO
8	8 13C7-PFUdA	B8B0151-BLK1 Method Blank 1	2.20e4	66.2	NO

Name: 180307M1_70, Date: 08-Mar-2018, Time: 05:12:34, ID: B8B0151-MS1 Matrix Spike 1.1, Description: Matrix Spike

	# Name	ID	Area	%Rec	Area Out
1	1 13C4-PFBA	B8B0151-MS1 Matrix Spike 1.1	1.45e4	104.1	NO
2	2 13C5-PFHxA	B8B0151-MS1 Matrix Spike 1.1	2.04e4	66.7	NO
3	3 13C3-PFHxS	B8B0151-MS1 Matrix Spike 1.1	5.32e3	82.5	NO
4	4 13C8-PFOA	B8B0151-MS1 Matrix Spike 1.1	1.97e4	65.6	NO
5	5 13C9-PFNA	B8B0151-MS1 Matrix Spike 1.1	2.05e4	72.7	NO
6	6 13C4-PFOS	B8B0151-MS1 Matrix Spike 1.1	5.86e3	85.4	NO
7	7 13C6-PFDA	B8B0151-MS1 Matrix Spike 1.1	2.03e4	60.1	NO
8	8 13C7-PFUdA	B8B0151-MS1 Matrix Spike 1.1	2.52e4	75.9	NO

Dataset: Untitled

Last Altered: Thursday, March 08, 2018 14:25:57 Pacific Standard Time
Printed: Thursday, March 08, 2018 14:49:35 Pacific Standard Time

Name: 180307M1_71, Date: 08-Mar-2018, Time: 05:24:03, ID: B8B0151-MSD1 Matrix Spike Dup 1.09, Description: Matrix Spike Dup

	#	Name	ID	Area	%Rec	Area Out
1	1	13C4-PFBA	B8B0151-MSD1 Matrix Spike Dup 1.09	1.30e4	93.1	NO
2	2	13C5-PFHxA	B8B0151-MSD1 Matrix Spike Dup 1.09	1.98e4	64.5	NO
3	3	13C3-PFHxS	B8B0151-MSD1 Matrix Spike Dup 1.09	5.01e3	77.8	NO
4	4	13C8-PFOA	B8B0151-MSD1 Matrix Spike Dup 1.09	1.93e4	64.4	NO
5	5	13C9-PFNA	B8B0151-MSD1 Matrix Spike Dup 1.09	2.39e4	84.5	NO
6	6	13C4-PFOS	B8B0151-MSD1 Matrix Spike Dup 1.09	5.26e3	76.6	NO
7	7	13C6-PFDA	B8B0151-MSD1 Matrix Spike Dup 1.09	1.87e4	55.4	NO
8	8	13C7-PFUdA	B8B0151-MSD1 Matrix Spike Dup 1.09	2.20e4	66.2	NO

Name: 180307M1_72, Date: 08-Mar-2018, Time: 05:35:33, ID: 1800346-03 WI-AF-SB615-6768-0218 1.08, Description: WI-AF-SB615-6768-0218

	#	Name	ID	Area	%Rec	Area Out
1	1	13C4-PFBA	1800346-03 WI-AF-SB615-6768-0218 1...	1.66e4	118.9	NO
2	2	13C5-PFHxA	1800346-03 WI-AF-SB615-6768-0218 1...	2.48e4	81.1	NO
3	3	13C3-PFHxS	1800346-03 WI-AF-SB615-6768-0218 1...	5.79e3	89.9	NO
4	4	13C8-PFOA	1800346-03 WI-AF-SB615-6768-0218 1...	2.43e4	81.0	NO
5	5	13C9-PFNA	1800346-03 WI-AF-SB615-6768-0218 1...	2.34e4	83.0	NO
6	6	13C4-PFOS	1800346-03 WI-AF-SB615-6768-0218 1...	5.61e3	81.7	NO
7	7	13C6-PFDA	1800346-03 WI-AF-SB615-6768-0218 1...	2.15e4	63.9	NO
8	8	13C7-PFUdA	1800346-03 WI-AF-SB615-6768-0218 1...	2.53e4	76.1	NO

Name: 180307M1_73, Date: 08-Mar-2018, Time: 05:47:00, ID: 1800346-04 WI-AF-SB615-0001-0218 1.33, Description: WI-AF-SB615-0001-0218

	#	Name	ID	Area	%Rec	Area Out
1	1	13C4-PFBA	1800346-04 WI-AF-SB615-0001-0218 1...	1.72e4	123.3	NO
2	2	13C5-PFHxA	1800346-04 WI-AF-SB615-0001-0218 1...	2.77e4	90.4	NO
3	3	13C3-PFHxS	1800346-04 WI-AF-SB615-0001-0218 1...	6.25e3	97.1	NO
4	4	13C8-PFOA	1800346-04 WI-AF-SB615-0001-0218 1...	2.60e4	86.5	NO
5	5	13C9-PFNA	1800346-04 WI-AF-SB615-0001-0218 1...	2.58e4	91.4	NO
6	6	13C4-PFOS	1800346-04 WI-AF-SB615-0001-0218 1...	6.56e3	95.6	NO
7	7	13C6-PFDA	1800346-04 WI-AF-SB615-0001-0218 1...	2.74e4	81.3	NO
8	8	13C7-PFUdA	1800346-04 WI-AF-SB615-0001-0218 1...	2.61e4	78.5	NO

Name: 180307M1_74, Date: 08-Mar-2018, Time: 05:58:31, ID: 1800346-05 WI-AF-SB615-0506-0218 1.2, Description: WI-AF-SB615-0506-0218

	#	Name	ID	Area	%Rec	Area Out
1	1	13C4-PFBA	1800346-05 WI-AF-SB615-0506-0218 1.2	1.38e4	98.7	NO
2	2	13C5-PFHxA	1800346-05 WI-AF-SB615-0506-0218 1.2	2.06e4	67.1	NO
3	3	13C3-PFHxS	1800346-05 WI-AF-SB615-0506-0218 1.2	5.35e3	83.0	NO
4	4	13C8-PFOA	1800346-05 WI-AF-SB615-0506-0218 1.2	2.06e4	68.6	NO
5	5	13C9-PFNA	1800346-05 WI-AF-SB615-0506-0218 1.2	2.41e4	85.3	NO
6	6	13C4-PFOS	1800346-05 WI-AF-SB615-0506-0218 1.2	5.28e3	77.0	NO
7	7	13C6-PFDA	1800346-05 WI-AF-SB615-0506-0218 1.2	2.33e4	69.1	NO
8	8	13C7-PFUdA	1800346-05 WI-AF-SB615-0506-0218 1.2	2.29e4	69.0	NO

Dataset: Untitled

Last Altered: Thursday, March 08, 2018 14:25:57 Pacific Standard Time
Printed: Thursday, March 08, 2018 14:49:35 Pacific Standard Time

Name: 180307M1_75, Date: 08-Mar-2018, Time: 06:09:57, ID: 1800356-03 WI-AF-SB611-0H01-0218 1.06, Description: WI-AF-SB611-0H01-0218

	#	Name	ID	Area	%Rec	Area Out
1	1	13C4-PFBA	1800356-03 WI-AF-SB611-0H01-0218 ...	1.37e4	97.9	NO
2	2	13C5-PFHxA	1800356-03 WI-AF-SB611-0H01-0218 ...	2.12e4	69.3	NO
3	3	13C3-PFHxS	1800356-03 WI-AF-SB611-0H01-0218 ...	4.99e3	77.4	NO
4	4	13C8-PFOA	1800356-03 WI-AF-SB611-0H01-0218 ...	1.92e4	63.9	NO
5	5	13C9-PFNA	1800356-03 WI-AF-SB611-0H01-0218 ...	2.13e4	75.2	NO
6	6	13C4-PFOS	1800356-03 WI-AF-SB611-0H01-0218 ...	4.64e3	67.7	NO
7	7	13C6-PFDA	1800356-03 WI-AF-SB611-0H01-0218 ...	2.10e4	62.2	NO
8	8	13C7-PFUdA	1800356-03 WI-AF-SB611-0H01-0218 ...	2.22e4	67.0	NO

Name: 180307M1_76, Date: 08-Mar-2018, Time: 06:21:27, ID: 1800356-04 WI-AF-SB611-0103-0218 1.07, Description: WI-AF-SB611-0103-0218

	#	Name	ID	Area	%Rec	Area Out
1	1	13C4-PFBA	1800356-04 WI-AF-SB611-0103-0218 1...	1.46e4	104.4	NO
2	2	13C5-PFHxA	1800356-04 WI-AF-SB611-0103-0218 1...	2.30e4	75.0	NO
3	3	13C3-PFHxS	1800356-04 WI-AF-SB611-0103-0218 1...	5.02e3	77.9	NO
4	4	13C8-PFOA	1800356-04 WI-AF-SB611-0103-0218 1...	2.19e4	72.8	NO
5	5	13C9-PFNA	1800356-04 WI-AF-SB611-0103-0218 1...	2.29e4	81.0	NO
6	6	13C4-PFOS	1800356-04 WI-AF-SB611-0103-0218 1...	5.50e3	80.2	NO
7	7	13C6-PFDA	1800356-04 WI-AF-SB611-0103-0218 1...	2.27e4	67.3	NO
8	8	13C7-PFUdA	1800356-04 WI-AF-SB611-0103-0218 1...	2.83e4	85.4	NO

Name: 180307M1_77, Date: 08-Mar-2018, Time: 06:32:56, ID: 1800356-05 WI-AF-SB611P-0103-0218 1.16, Description: WI-AF-SB611P-0103-0218

	#	Name	ID	Area	%Rec	Area Out
1	1	13C4-PFBA	1800356-05 WI-AF-SB611P-0103-0218 ...	1.42e4	102.0	NO
2	2	13C5-PFHxA	1800356-05 WI-AF-SB611P-0103-0218 ...	2.25e4	73.5	NO
3	3	13C3-PFHxS	1800356-05 WI-AF-SB611P-0103-0218 ...	5.08e3	78.9	NO
4	4	13C8-PFOA	1800356-05 WI-AF-SB611P-0103-0218 ...	2.32e4	77.1	NO
5	5	13C9-PFNA	1800356-05 WI-AF-SB611P-0103-0218 ...	2.28e4	80.8	NO
6	6	13C4-PFOS	1800356-05 WI-AF-SB611P-0103-0218 ...	5.23e3	76.2	NO
7	7	13C6-PFDA	1800356-05 WI-AF-SB611P-0103-0218 ...	1.75e4	51.8	NO
8	8	13C7-PFUdA	1800356-05 WI-AF-SB611P-0103-0218 ...	2.45e4	73.8	NO

Name: 180307M1_78, Date: 08-Mar-2018, Time: 06:44:27, ID: 1800356-06 WI-AF-SB611-1213-0218 1.1, Description: WI-AF-SB611-1213-0218

	#	Name	ID	Area	%Rec	Area Out
1	1	13C4-PFBA	1800356-06 WI-AF-SB611-1213-0218 1.1	1.61e4	115.4	NO
2	2	13C5-PFHxA	1800356-06 WI-AF-SB611-1213-0218 1.1	2.52e4	82.3	NO
3	3	13C3-PFHxS	1800356-06 WI-AF-SB611-1213-0218 1.1	5.72e3	88.8	NO
4	4	13C8-PFOA	1800356-06 WI-AF-SB611-1213-0218 1.1	2.48e4	82.7	NO
5	5	13C9-PFNA	1800356-06 WI-AF-SB611-1213-0218 1.1	2.45e4	86.6	NO
6	6	13C4-PFOS	1800356-06 WI-AF-SB611-1213-0218 1.1	6.39e3	93.0	NO
7	7	13C6-PFDA	1800356-06 WI-AF-SB611-1213-0218 1.1	2.42e4	71.9	NO
8	8	13C7-PFUdA	1800356-06 WI-AF-SB611-1213-0218 1.1	2.62e4	79.0	NO

Dataset: Untitled

Last Altered: Thursday, March 08, 2018 14:25:57 Pacific Standard Time
Printed: Thursday, March 08, 2018 14:49:35 Pacific Standard Time

Name: 180307M1_79, Date: 08-Mar-2018, Time: 06:55:57, ID: IPA, Description: IPA

	#	Name	ID	Area	%Rec	Area Out
1	1	13C4-PFBA	IPA			NO
2	2	13C5-PFHxA	IPA			NO
3	3	13C3-PFHxS	IPA			NO
4	4	13C8-PFOA	IPA			NO
5	5	13C9-PFNA	IPA			NO
6	6	13C4-PFOS	IPA			NO
7	7	13C6-PFDA	IPA			NO
8	8	13C7-PFUdA	IPA			NO

Name: 180307M1_80, Date: 08-Mar-2018, Time: 07:07:26, ID: ST180307M1-15 PFC CS3 18B2317, Description: PFC CS3 18B2317

	#	Name	ID	Area	%Rec	Area Out
1	1	13C4-PFBA	ST180307M1-15 PFC CS3 18B2317	1.61e4	115.0	NO
2	2	13C5-PFHxA	ST180307M1-15 PFC CS3 18B2317	3.87e4	126.5	NO
3	3	13C3-PFHxS	ST180307M1-15 PFC CS3 18B2317	7.25e3	112.5	NO
4	4	13C8-PFOA	ST180307M1-15 PFC CS3 18B2317	2.97e4	98.8	NO
5	5	13C9-PFNA	ST180307M1-15 PFC CS3 18B2317	3.66e4	129.5	NO
6	6	13C4-PFOS	ST180307M1-15 PFC CS3 18B2317	8.11e3	118.2	NO
7	7	13C6-PFDA	ST180307M1-15 PFC CS3 18B2317	3.42e4	101.5	NO
8	8	13C7-PFUdA	ST180307M1-15 PFC CS3 18B2317	3.65e4	110.0	NO

Vista Analytical Laboratory

Dataset: Untitled

Last Altered: Thursday, March 08, 2018 12:24:54 Pacific Standard Time
Printed: Thursday, March 08, 2018 12:25:10 Pacific Standard Time

Method: F:\Projects\PFAS.PRO\MethDB\PFAS_FULL_80C_030718.mdb 08 Mar 2018 11:59:09
Calibration: F:\Projects\PFAS.PRO\CurveDB\C18_VAL-PFAS_Q4_03-07-18-FULL.cdb 08 Mar 2018 11:58:32

Name: 180307M1_16, Date: 07-Mar-2018, Time: 18:52:38, ID: IPA, Description: IPA

PFBA

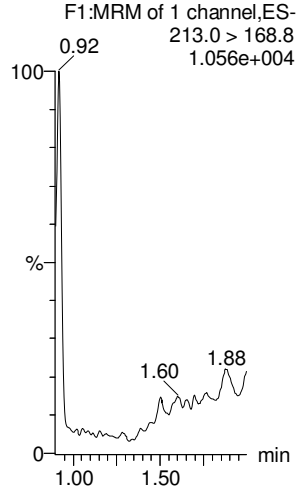

PFPeA

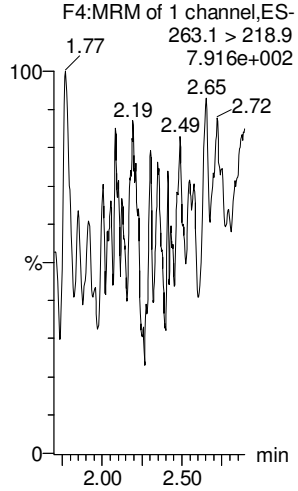

PFBS

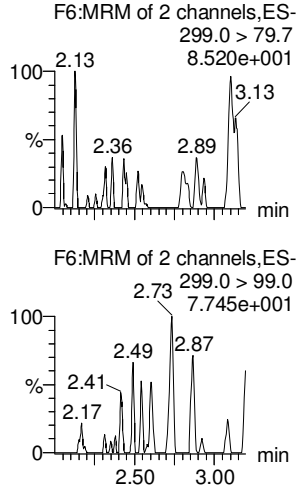

PFHxA

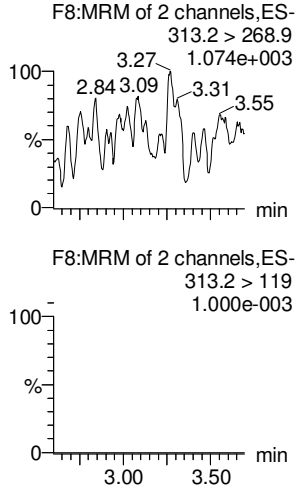

PFHpA

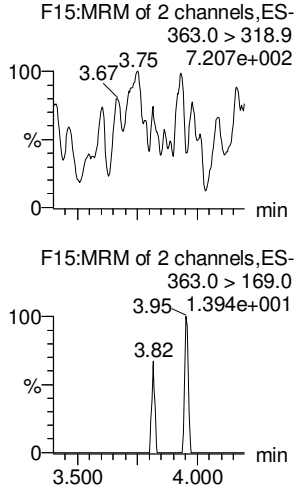

L-PFHxS

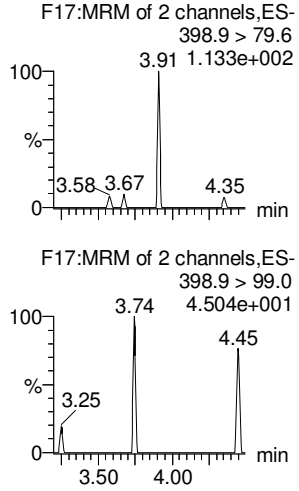

13C3-PFBA

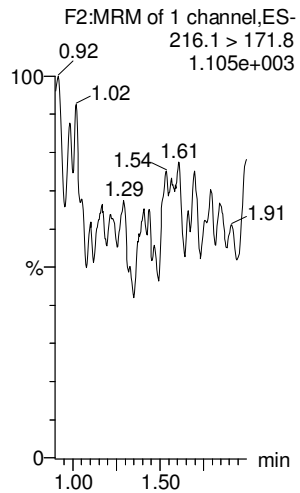

13C3-PFPeA

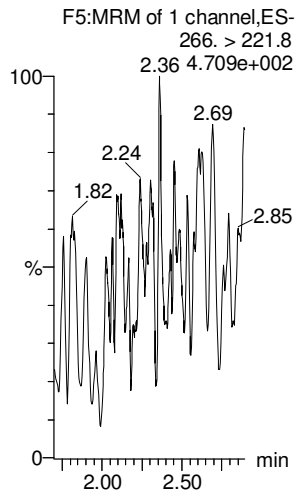

13C3-PFBS

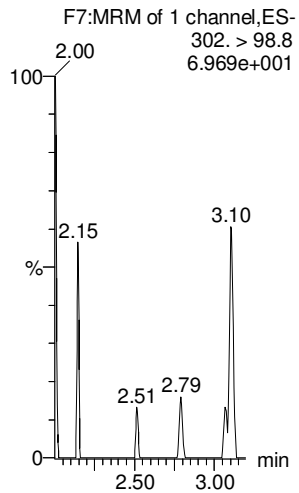

13C2-PFHxA

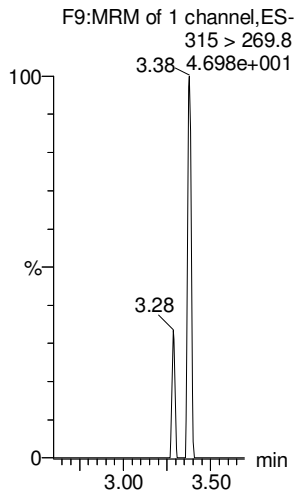

13C4-PFHpA

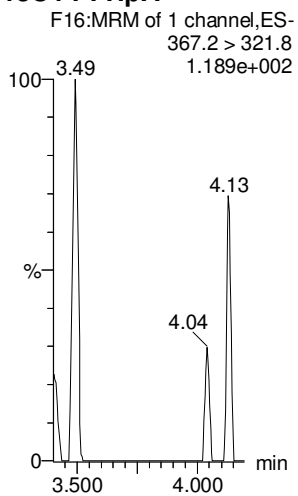

18O2-PFHxS

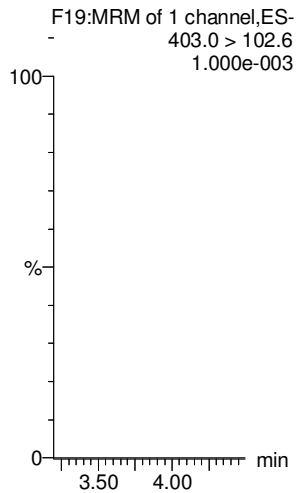

Vista Analytical Laboratory

Dataset: Untitled

Last Altered: Thursday, March 08, 2018 12:24:54 Pacific Standard Time
Printed: Thursday, March 08, 2018 12:25:10 Pacific Standard Time

Name: 180307M1_16, Date: 07-Mar-2018, Time: 18:52:38, ID: IPA, Description: IPA

6:2 FTS

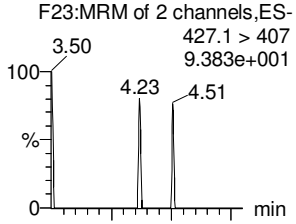

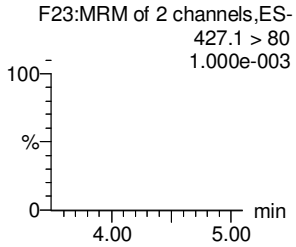

L-PFOA

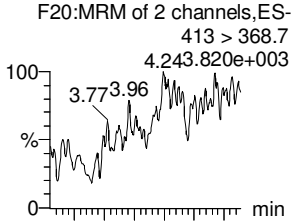

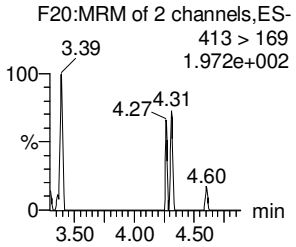

PFHpS

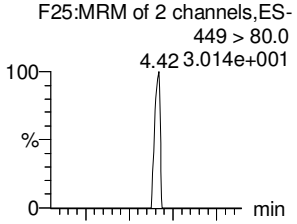

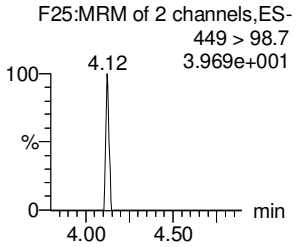

PFNA

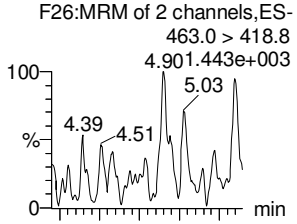

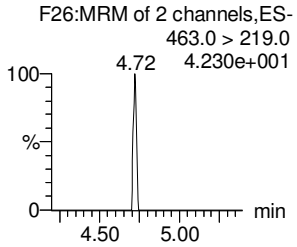

PFOSA

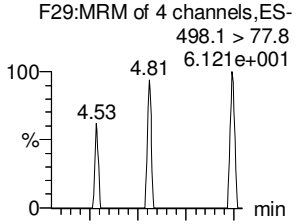

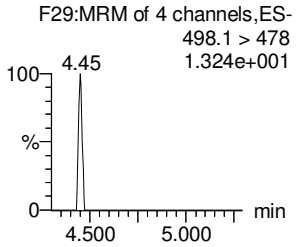

L-PFOS

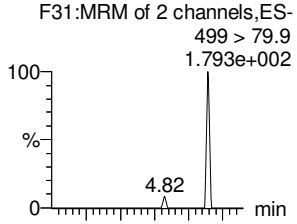

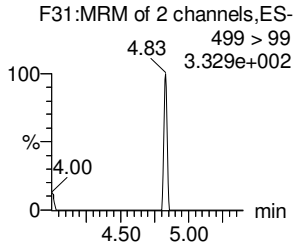

13C2-6:2 FTS

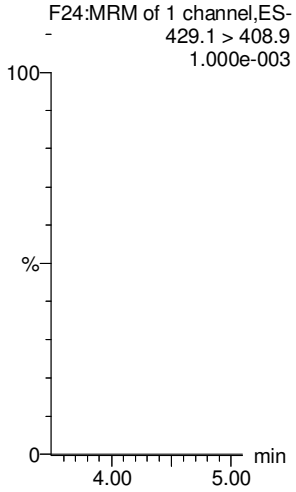

13C2-PFOA

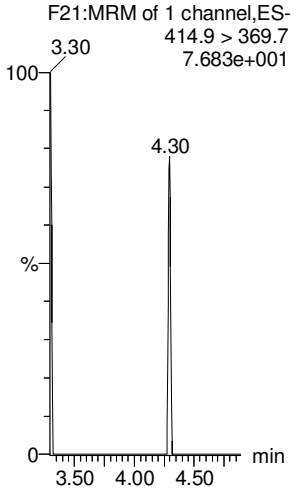

13C2-PFOA

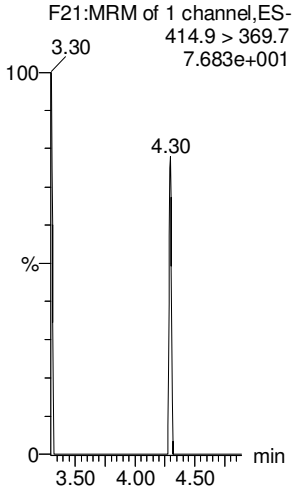

13C5-PFNA

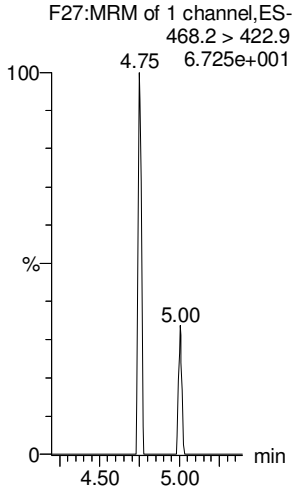

13C8-PFOSA

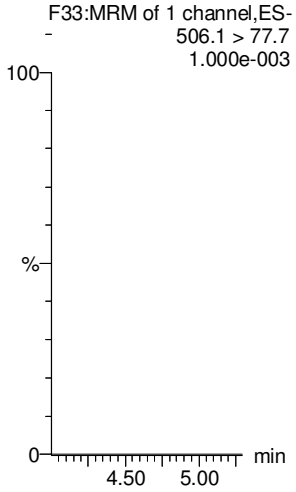

13C8-PFOS

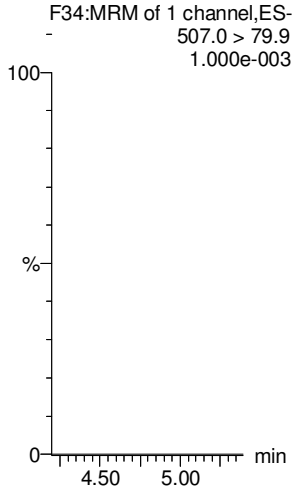

Dataset: Untitled

Last Altered: Thursday, March 08, 2018 12:24:54 Pacific Standard Time
Printed: Thursday, March 08, 2018 12:25:10 Pacific Standard Time

Name: 180307M1_16, Date: 07-Mar-2018, Time: 18:52:38, ID: IPA, Description: IPA

PFDA

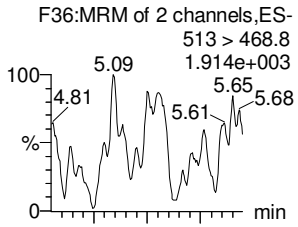

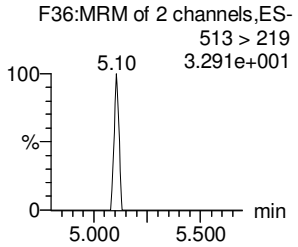

8:2 FTS

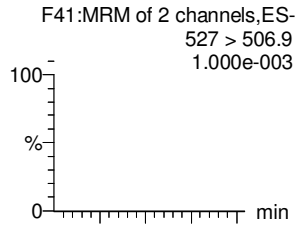

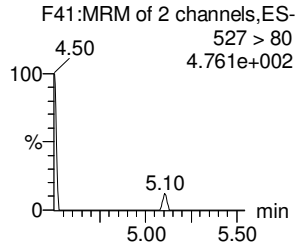

N-MeFOSAA

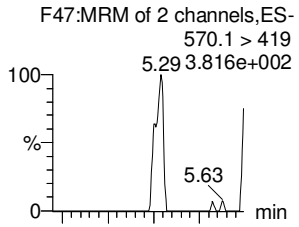

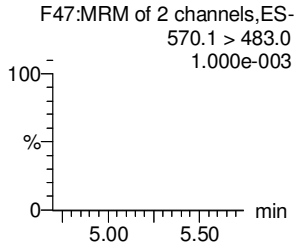

N-EtFOSAA

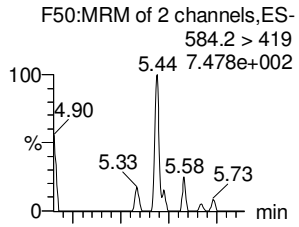

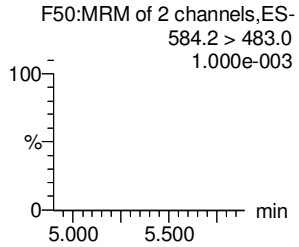

PFUdA

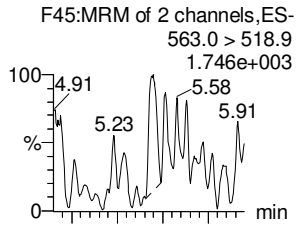

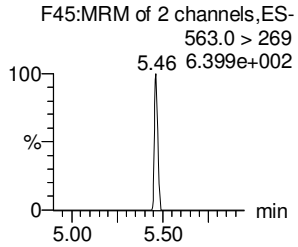

PFDS

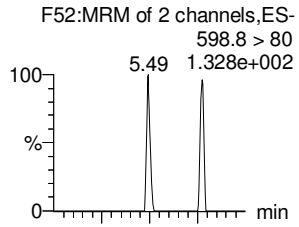

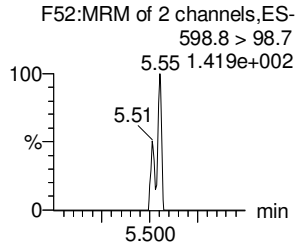

13C2-PFDA

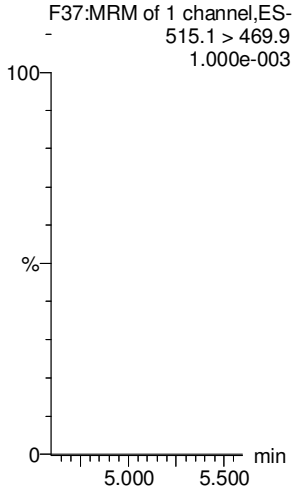

13C2-8:2 FTS

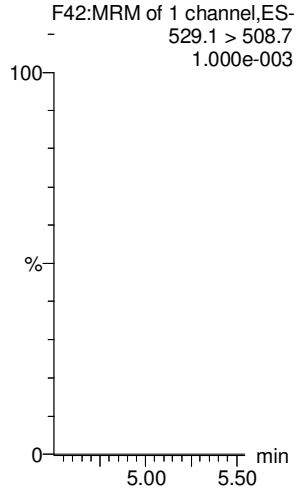

d3-N-MeFOSAA

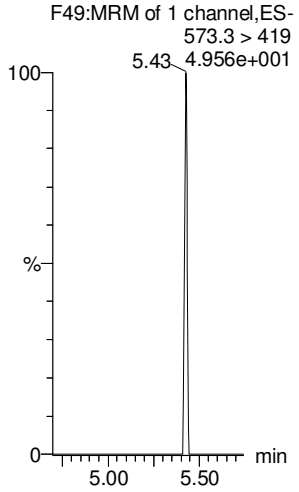

d5-N-EtFOSAA

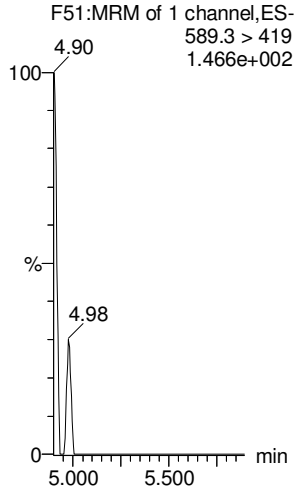

13C2-PFUdA

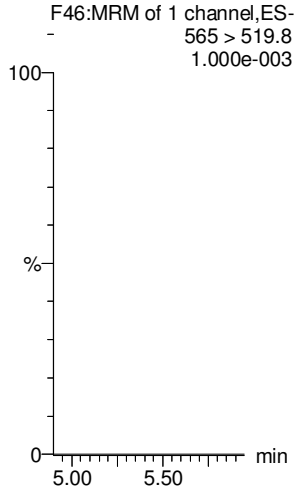

13C2-PFUdA

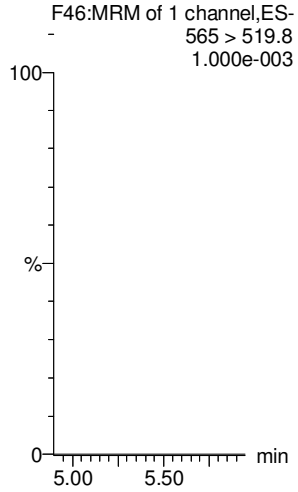

Vista Analytical Laboratory

Dataset: Untitled

Last Altered: Thursday, March 08, 2018 12:24:54 Pacific Standard Time
Printed: Thursday, March 08, 2018 12:25:10 Pacific Standard Time

Name: 180307M1_16, Date: 07-Mar-2018, Time: 18:52:38, ID: IPA, Description: IPA

PFDoA

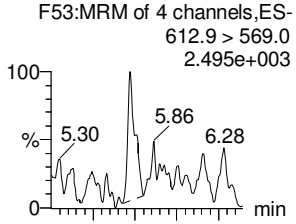

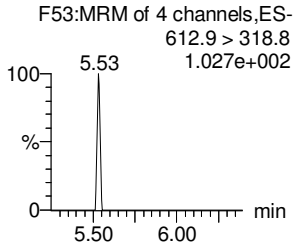

N-MeFOSA

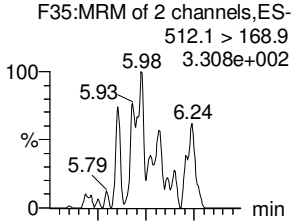

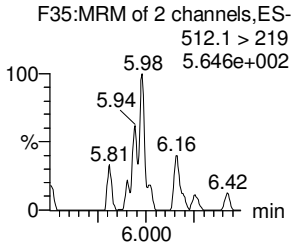

PFTrDA

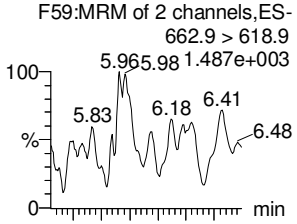

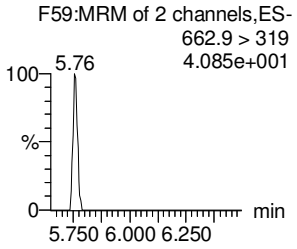

PFTeDA

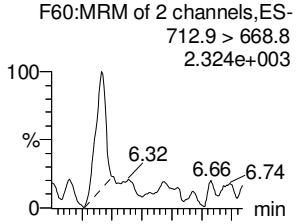

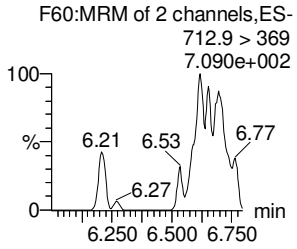

N-EtFOSA

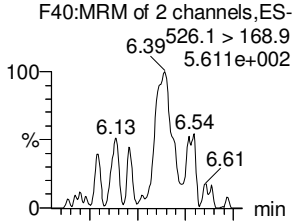

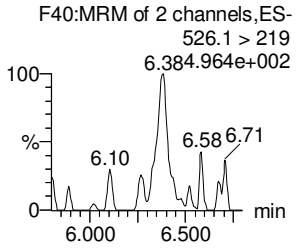

PFHxDA

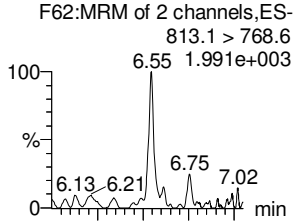

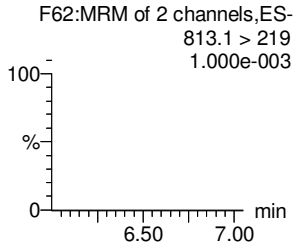

13C2-PFDoA

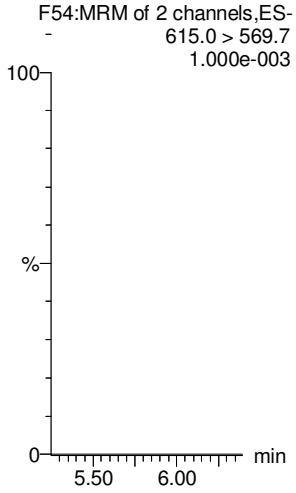

d3-N-MeFOSA

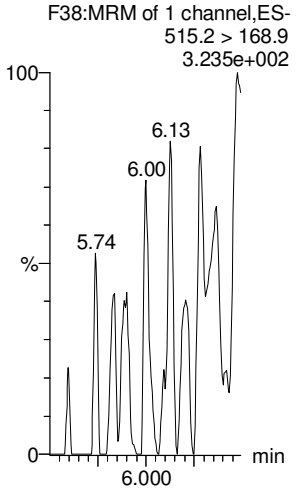

13C2-PFDoA

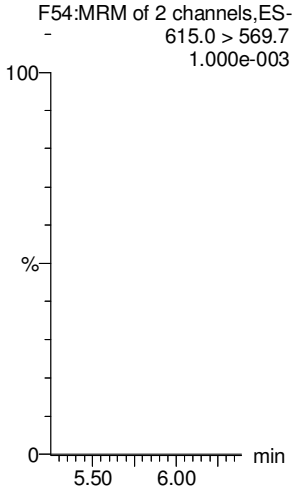

13C2-PFTeDA

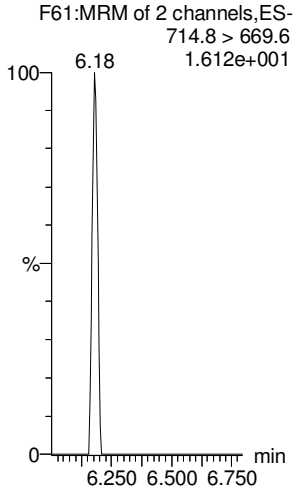

d5-N-ETFOSA

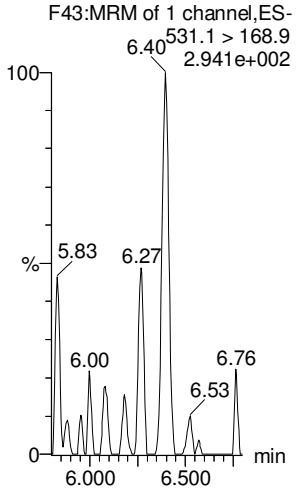

13C2-PFHxDA

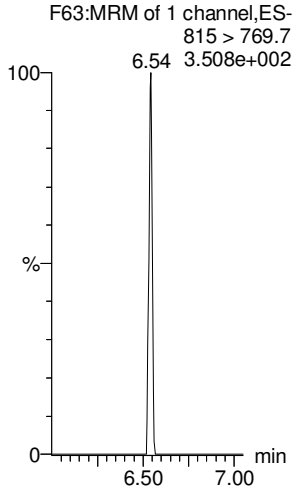

Vista Analytical Laboratory

Dataset: Untitled

Last Altered: Thursday, March 08, 2018 12:24:54 Pacific Standard Time
Printed: Thursday, March 08, 2018 12:25:10 Pacific Standard Time

Name: 180307M1_16, Date: 07-Mar-2018, Time: 18:52:38, ID: IPA, Description: IPA

PFODA

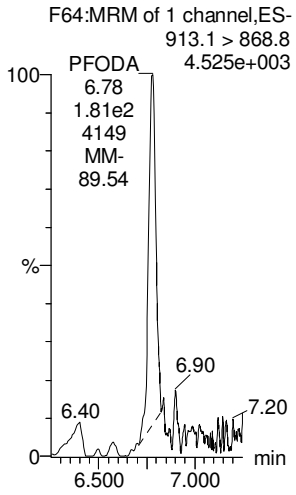

N-MeFOSE

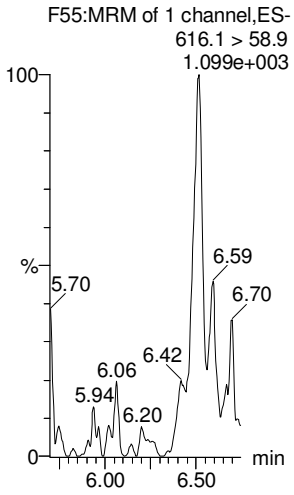

N-EtFOSE

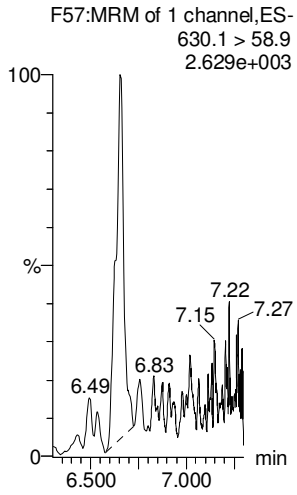

13C4-PFBA

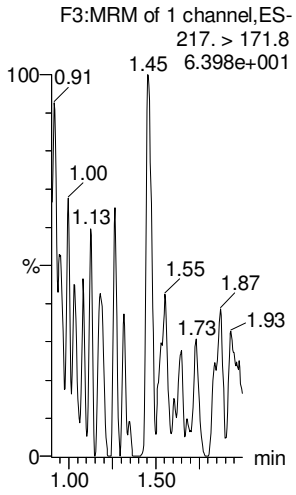

13C5-PFHxA

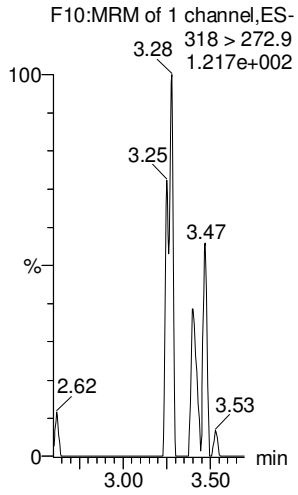

13C3-PFHxS

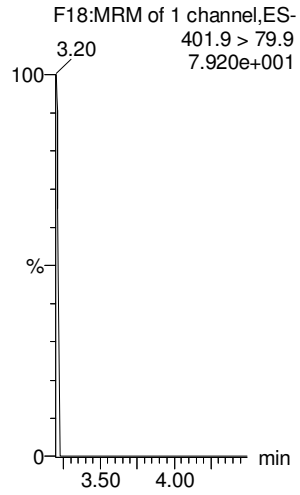

13C2-PFHxDA

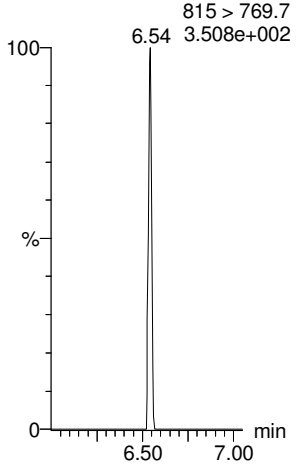

d7-N-MeFOSE

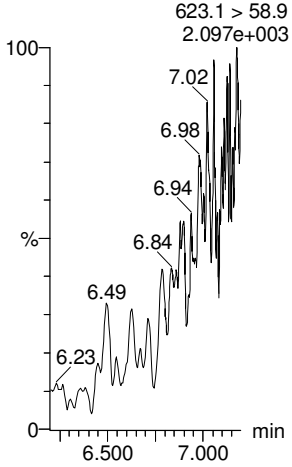

d9-N-EtFOSE

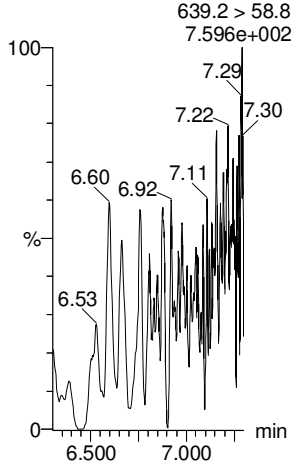

13C8-PFOA

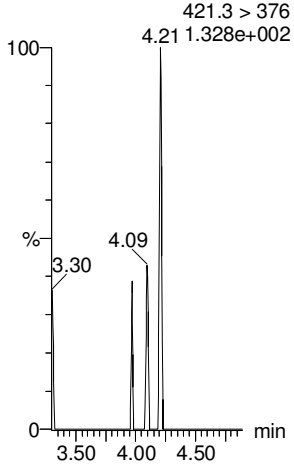

13C9-PFNA

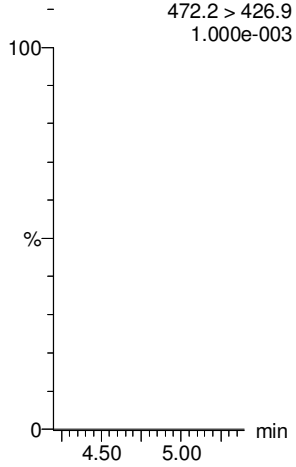

13C4-PFOS

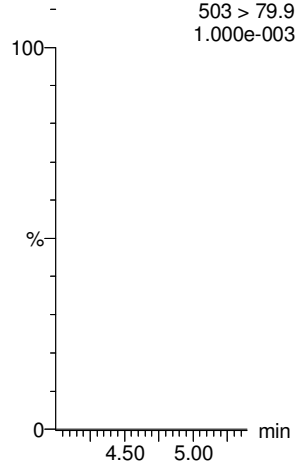

Vista Analytical Laboratory

Dataset: Untitled

Last Altered: Thursday, March 08, 2018 12:24:54 Pacific Standard Time
Printed: Thursday, March 08, 2018 12:25:10 Pacific Standard Time

Name: 180307M1_16, Date: 07-Mar-2018, Time: 18:52:38, ID: IPA, Description: IPA

13C6-PFDA

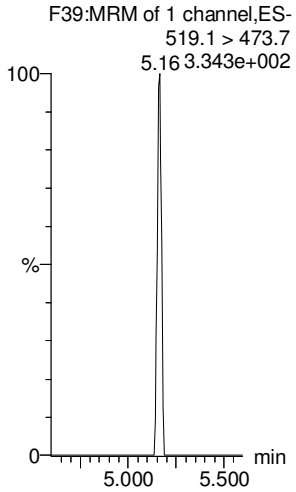

13C7-PFUdA

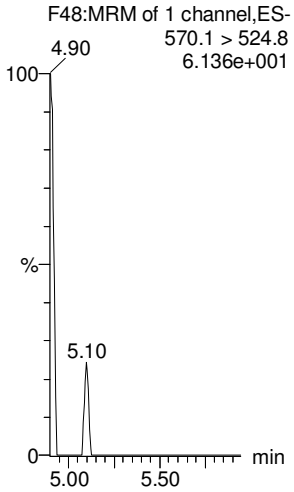

LC Calibration Standards Review Checklist (LC1)

			ION Ratio	Concentration	C-Cals Name	Sign Date	Correct I-Cal	Manual Integrations	NA
Calibration ID:	STL0307M1-11	L (M) H	NA	☑ (A)	☐	☑	☑	☑	☐
Calibration ID:	-12	L (M) H	☐	☑	☐	☑	☑	☑	☐
Calibration ID:	-13	L (M) H	☐	☑ dm 3/11/18	☐	☑	☑	☑	☐
Calibration ID:	-14	(L) M H	☐	☑ (A)	☐	☑	☑	☑	☐
Calibration ID:	-15	L (M) H	☑	☑	☐	☑	☑	☑	☑
Calibration ID:		L M H	☐	☐	☐	☐	☐	☐	☐
Calibration ID:		L M H	☐	☐	☐	☐	☐	☐	☐
Calibration ID:		L M H	☐	☐	☐	☐	☐	☐	☐
Calibration ID:		L M H	☐	☐	☐	☐	☐	☐	☐
Calibration ID:		L M H	☐	☐	☐	☐	☐	☐	☐

Full Mass Cal. Date: 3/7/18

Run Log Present: ☑

# of Samples per Sequence Checked: ☑ (B)

Instrument Blank Saved ☑

IIS Area Saved ☑

Reviewed By: KBF 3/9/18
Initials/Date

Comments:

(A) 8:2 FTS >130%
~~(B) dm 3/11/18~~
(B) See note on run log KBF 3/9/18

Vista Analytical Laboratory

Dataset: F:\Projects\PFAS.PRO\Results\180307M1\180307M1-37.qld

Last Altered: Friday, March 09, 2018 09:20:10 Pacific Standard Time
Printed: Friday, March 09, 2018 09:20:23 Pacific Standard Time

(A) Above limit criteria.

Method: F:\Projects\PFAS.PRO\MethDB\PFAS_FULL_80C_030718.mdb 08 Mar 2018 15:11:54
Calibration: F:\Projects\PFAS.PRO\CurveDB\C18_VAL-PFAS_Q4_03-07-18-FULL.cdb 08 Mar 2018 13:04:56

Name: 180307M1_37, Date: 07-Mar-2018, Time: 22:53:40, ID: ST180307M1-11 PFC CS3 18B2317, Description: PFC CS3 18B2317

	#	Name	Trace	Area	IS Area	RRF	Pred.RT	RT	y Axis Resp.	Conc.	%Rec	Recovery Out
1	1	PFBA	213.0 > 168.8	8.79e3	1.08e4		1.73	1.44	10.1	10.1	100.7	NO
2	2	PFPeA	263.1 > 218.9	1.91e4	2.74e4		2.70	2.41	8.70	10.6	106.1	NO
3	3	PFBS	299.0 > 79.7	4.22e3	3.57e3		2.98	2.68	14.8	8.87	88.7	NO
4	4	4:2 FTS	327.2>307.2	5.18e3	3.57e3		3.38	3.08	18.1	9.70	97.0	NO
5	5	PFHxA	313.2 > 268.9	2.23e4	8.05e3		3.48	3.18	13.9	11.6	116.3	NO
6	6	PFPeS	349.1>80.1	4.06e3	3.57e3		3.67	3.38	14.2	9.85	98.5	NO
7	7	PFHpA	363.0 > 318.9	2.17e4	2.40e4		4.10	3.79	11.3	9.78	97.8	NO
8	8	L-PFHxS	398.9 > 79.6	3.50e3	2.70e3		4.24	3.94	16.2	10.3	103.0	NO
9	10	6:2 FTS	427.1 > 407	4.86e3	7.01e3		4.56	4.26	8.66	9.89	98.9	NO
10	11	L-PFOA	413 > 368.7	2.18e4	3.52e4		4.45	4.32	7.74	8.86	88.6	NO
11	13	PFHpS	449 > 80.0	4.25e3	3.52e4		4.71	4.42	1.51	9.00	90.0	NO
12	14	PFNA	463.0 > 418.8	2.43e4	2.88e4		5.04	4.75	10.5	9.58	95.8	NO
13	15	PFOSA	498.1 > 77.8	4.28e3	5.85e3		5.09	4.83	9.14	10.1	101.4	NO
14	16	L-PFOS	499 > 79.9	5.00e3	7.02e3		4.84	4.84	8.90	8.36	83.6	NO
15	18	PFDA	513 > 468.8	2.51e4	3.05e4		5.40	5.13	10.3	9.87	98.7	NO
16	19	8:2 FTS	527 > 506.9	5.54e3	4.30e3		5.38	5.10	16.1	13.8	137.6	YES (A)
17	20	PFNS	549.1>80.1	4.04e3	7.02e3		5.46	5.19	7.20	8.66	86.6	NO
18	21	N-MeFOSAA	570.1 > 419	1.49e4	1.36e4		5.55	5.28	13.7	9.87	98.7	NO
19	22	N-EtFOSAA	584.2 > 419	1.12e4	1.51e4		5.70	5.44	9.25	10.4	103.8	NO
20	23	PFUdA	563.0 > 518.9	2.16e4	3.36e4		5.72	5.45	8.03	8.18	81.8	NO
21	24	PFDS	598.8 > 80	4.84e3	3.36e4		5.76	5.50	1.80	9.66	96.6	NO
22	25	PFDoA	612.9 > 569.0	3.17e4	3.15e4		5.99	5.74	12.6	9.97	99.7	NO
23	26	N-MeFOSA	512.1 > 168.9	1.37e4	3.48e4		5.93	5.98	59.1	60.9	121.8	NO
24	27	PFTrDA	662.9 > 618.9	3.09e4	3.15e4		6.22	5.99	12.3	9.78	97.8	NO
25	28	PFTeDA	712.9 > 668.8	2.58e4	1.75e4		6.41	6.21	18.5	12.8	128.4	NO
26	29	N-EtFOSA	526.1 > 168.9	1.72e4	5.11e4		6.25	6.37	50.4	50.5	101.0	NO
27	30	PFHxDA	813.1 > 768.6	1.45e4	1.75e4		6.69	6.54	4.15	9.34	93.4	NO
28	31	PFODA	913.1 > 868.8	2.89e4	1.75e4		6.90	6.78	8.24	10.7	107.0	NO
29	32	N-MeFOSE	616.1 > 58.9	1.44e4	3.72e4		6.31	6.51	58.0	64.5	129.0	NO
30	33	N-EtFOSE	630.1 > 58.9	1.40e4	3.63e4		6.45	6.65	57.9	50.5	101.0	NO
31	34	13C3-PFBA	216.1 > 171.8	1.08e4	1.34e4	0.829	1.73	1.45	10.1	12.2	97.6	NO

JVBF 3/9/18
DM 3/9/18

Vista Analytical Laboratory

Dataset: F:\Projects\PFAS.PRO\Results\180307M1\180307M1-37.qld

Last Altered: Friday, March 09, 2018 09:20:10 Pacific Standard Time
Printed: Friday, March 09, 2018 09:20:23 Pacific Standard Time

Name: 180307M1_37, Date: 07-Mar-2018, Time: 22:53:40, ID: ST180307M1-11 PFC CS3 18B2317, Description: PFC CS3 18B2317

	#	Name	Trace	Area	IS Area	RRF	Pred.RT	RT	y Axis Resp.	Conc.	%Rec	Recovery Out
32	35	13C3-PFPeA	266. > 221.8	2.74e4	3.16e4	0.814	2.70	2.41	10.8	13.3	106.4	NO
33	36	13C3-PFBS	302. > 98.8	3.57e3	3.16e4	0.096	2.98	2.68	1.41	14.6	117.2	NO
34	37	13C2-PFHxA	315 > 269.8	8.05e3	3.16e4	0.697	3.48	3.18	3.18	4.56	91.2	NO
35	38	13C4-PFHpA	367.2 > 321.8	2.40e4	3.16e4	0.683	4.10	3.79	9.49	13.9	111.1	NO
36	39	18O2-PFHxS	403.0 > 102.6	2.70e3	6.69e3	0.387	4.24	3.94	5.05	13.0	104.2	NO
37	40	13C2-6:2 FTS	429.1 > 408.9	7.01e3	3.18e4	0.238	4.56	4.26	2.76	11.6	92.7	NO
38	41	13C2-PFOA	414.9 > 369.7	3.52e4	3.18e4	1.079	4.61	4.32	13.8	12.8	102.6	NO
39	42	13C5-PFNA	468.2 > 422.9	2.88e4	3.76e4	0.853	5.04	4.75	9.57	11.2	89.8	NO
40	43	13C8-PFOSA	506.1 > 77.7	5.85e3	3.60e4	0.159	5.09	4.83	2.03	12.8	102.0	NO
41	44	13C8-PFOS	507.0 > 79.9	7.02e3	6.65e3	0.934	5.11	4.84	13.2	14.1	113.0	NO
42	45	13C2-PFDA	515.1 > 469.9	3.05e4	3.15e4	0.898	5.40	5.13	12.1	13.5	107.7	NO
43	46	13C2-8:2 FTS	529.1 > 508.7	4.30e3	3.16e4	0.170	5.38	5.10	1.70	9.99	79.9	NO
44	47	d3-N-MeFOSAA	573.3 > 419	1.36e4	3.60e4	0.372	5.55	5.28	4.74	12.7	101.8	NO
45	48	d5-N-EtFOSAA	589.3 > 419	1.51e4	3.60e4	0.385	5.70	5.44	5.25	13.6	109.0	NO
46	49	13C2-PFUdA	565 > 519.8	3.36e4	3.60e4	0.961	5.72	5.45	11.7	12.1	97.1	NO
47	50	13C2-PFDoA	615.0 > 569.7	3.15e4	3.60e4	0.864	5.99	5.74	10.9	12.7	101.4	NO
48	51	d3-N-MeFOSA	515.2 > 168.9	3.48e4	3.60e4	0.080	5.93	6.00	12.1	152	101.3	NO
49	52	13C2-PFTeDA	714.8 > 669.6	1.75e4	3.60e4	0.692	6.41	6.21	6.07	8.77	70.2	NO
50	53	d5-N-ETFOSA	531.1 > 168.9	5.11e4	3.60e4	0.113	6.25	6.39	17.7	157	104.4	NO
51	54	13C2-PFHxDA	815 > 769.7	1.75e4	3.60e4	1.397	6.69	6.54	6.09	4.36	87.2	NO
52	55	d7-N-MeFOSE	623.1 > 58.9	3.72e4	3.60e4	0.090	6.31	6.50	12.9	144	96.2	NO
53	56	d9-N-EtFOSE	639.2 > 58.8	3.63e4	3.60e4	0.084	6.45	6.64	12.6	150	100.2	NO
54	57	13C4-PFBA	217. > 171.8	1.34e4	1.34e4	1.000	1.73	1.44	12.5	12.5	100.0	NO
55	58	13C5-PFHxA	318 > 272.9	3.16e4	3.16e4	1.000	3.48	3.18	12.5	12.5	100.0	NO
56	59	13C3-PFHxS	401.9 > 79.9	6.69e3	6.69e3	1.000	4.24	3.94	12.5	12.5	100.0	NO
57	60	13C8-PFOA	421.3 > 376	3.18e4	3.18e4	1.000	4.61	4.31	12.5	12.5	100.0	NO
58	61	13C9-PFNA	472.2 > 426.9	3.76e4	3.76e4	1.000	4.70	4.75	12.5	12.5	100.0	NO
59	62	13C4-PFOS	503 > 79.9	6.65e3	6.65e3	1.000	5.11	4.84	12.5	12.5	100.0	NO
60	63	13C6-PFDA	519.1 > 473.7	3.15e4	3.15e4	1.000	5.40	5.13	12.5	12.5	100.0	NO
61	64	13C7-PFUdA	570.1 > 524.8	3.60e4	3.60e4	1.000	5.72	5.45	12.5	12.5	100.0	NO

Vista Analytical Laboratory

Dataset: Untitled

Last Altered: Friday, March 09, 2018 10:36:01 Pacific Standard Time
Printed: Friday, March 09, 2018 10:36:38 Pacific Standard Time

Method: F:\Projects\PFAS.PRO\MethDB\PFAS_FULL_80C_030718.mdb 08 Mar 2018 15:11:54
Calibration: F:\Projects\PFAS.PRO\CurveDB\C18_VAL-PFAS_Q4_03-07-18-FULL.cdb 08 Mar 2018 13:04:56

Compound name: PFBA

	Name	ID	Acq.Date	Acq.Time
1	180307M1_5	IPA	07-Mar-18	16:46:27
2	180307M1_6	ST180307M1-1 PFC CS-2 18C0602	07-Mar-18	16:57:52
3	180307M1_7	ST180307M1-2 PFC CS-1 18C0603	07-Mar-18	17:09:19
4	180307M1_8	ST180307M1-3 PFC CS0 18C0604	07-Mar-18	17:20:45
5	180307M1_9	ST180307M1-4 PFC CS1 18C0605	07-Mar-18	17:32:12
6	180307M1_10	ST180307M1-5 PFC CS2 18C0606	07-Mar-18	17:43:42
7	180307M1_11	ST180307M1-6 PFC CS3 18C0607	07-Mar-18	17:55:11
8	180307M1_12	ST180307M1-7 PFC CS4 18C0608	07-Mar-18	18:06:41
9	180307M1_13	ST180307M1-8 PFC CS5 18C0609	07-Mar-18	18:18:12
10	180307M1_14	ST180307M1-9 PFC CS6 18C0610	07-Mar-18	18:29:40
11	180307M1_15	ST180307M1-10 PFC CS7 18C0611	07-Mar-18	18:41:09
12	180307M1_16	IPA	07-Mar-18	18:52:38
13	180307M1_17	ICV180307M1-1 PFC ICV 18C0601	07-Mar-18	19:04:07
14	180307M1_18	IPA	07-Mar-18	19:15:34
15	180307M1_19	1800342-15 WI-AF-FB01-021718 0.11145	07-Mar-18	19:27:06
16	180307M1_20	B8B0147-BS1 OPR 0.25	07-Mar-18	19:38:30
17	180307M1_21	B8B0147-BLK1 Method Blank 0.25	07-Mar-18	19:49:57
18	180307M1_22	B8B0147-MS1 Matrix Spike 0.25376	07-Mar-18	20:01:28
19	180307M1_23	B8B0147-MSD1 Matrix Spike Dup 0.25664	07-Mar-18	20:12:55
20	180307M1_24	1800284-16RE1 OF-RW31-0218 0.11777	07-Mar-18	20:24:24
21	180307M1_25	1800328-01 RS 1 0.11484	07-Mar-18	20:35:50
22	180307M1_26	1800330-01 MW-3 0.1111	07-Mar-18	20:47:20
23	180307M1_27	1800335-01 IRPSite3-GW-03GW01-20180213 ...	07-Mar-18	20:58:50
24	180307M1_28	1800335-02 IRPSite3-GW-03GW02-20180213 ...	07-Mar-18	21:10:20
25	180307M1_29	1800335-03 IRPSite3-GW-03GW03-20180213 ...	07-Mar-18	21:21:49
26	180307M1_30	1800335-04 IRPSite3-GW-DUP01-20180213 0....	07-Mar-18	21:33:19
27	180307M1_31	1800335-05 IRPSite3-GW-EB01-20180213 0.2...	07-Mar-18	21:44:46
28	180307M1_32	1800335-06 IRPSite3-GW-FRB01-20180213 0....	07-Mar-18	21:56:15
29	180307M1_33	1800335-07 IRPSite3-GW-SWB01-20180213 0....	07-Mar-18	22:07:45
30	180307M1_34	1800343-01 YMCA Maintenance Bldg 0.25915	07-Mar-18	22:19:15
31	180307M1_35	1800343-02 YMCA Residence 0.26136	07-Mar-18	22:30:42

Vista Analytical Laboratory

Dataset: Untitled

Last Altered: Friday, March 09, 2018 10:36:01 Pacific Standard Time
Printed: Friday, March 09, 2018 10:38:29 Pacific Standard Time

Compound name: PFBA

	Name	ID	Acq Date	Acq Time
32	180307M1_36	IPA	07-Mar-18	22:42:11
33	180307M1_37	ST180307M1-11 PFC CS3 18B2317	07-Mar-18	22:53:40
34	180307M1_38	IPA	07-Mar-18	23:05:10
35	180307M1_39	1800346-01 WI-AF-SB-FB01-021418 0.11713	07-Mar-18	23:16:40
36	180307M1_40	1800346-02 WI-AF-SB-FB01-021318 0.11317	07-Mar-18	23:28:10
37	180307M1_41	B8B0157-BS1 OPR 0.25	07-Mar-18	23:39:39
38	180307M1_42	B8B0157-BSD1 LCSD 0.25	07-Mar-18	23:51:06
39	180307M1_43	B8B0157-BLK1 Method Blank 0.25	08-Mar-18	00:02:34
40	180307M1_44	1800331-01 906A 0.12044	08-Mar-18	00:14:04
41	180307M1_45	1800331-02 906b 0.11572	08-Mar-18	00:25:31
42	180307M1_46	1800331-03 908 0.11722	08-Mar-18	00:37:01
43	180307M1_47	1800331-04 911 0.11887	08-Mar-18	00:48:30
44	180307M1_48	1800331-05 731 0.11762	08-Mar-18	00:59:59
45	180307M1_49	1800344-01 GW4751180215RAP 0.25614	08-Mar-18	01:11:29
46	180307M1_50	1800344-02 GW5357180215RAP 0.26043	08-Mar-18	01:22:58
47	180307M1_51	1800344-03 GW1620180216RAP 0.26555	08-Mar-18	01:34:28
48	180307M1_52	1800344-04 GW2630180216RAP 0.26027	08-Mar-18	01:45:58
49	180307M1_53	1800344-05 GW3640180216RAP 0.26103	08-Mar-18	01:57:28
50	180307M1_54	1800353-01 WI-AF-N2-5-0218 0.11121	08-Mar-18	02:08:54
51	180307M1_55 (A)	1800353-02 WI-AF-FB01-022018 0.11958	08-Mar-18	02:20:25
52	180307M1_56	1800353-03 WI-AF-MW-3-0218 0.11741	08-Mar-18	02:31:52
53	180307M1_57	1800353-04 WI-AF-MW-202-0218 0.11256	08-Mar-18	02:43:21
54	180307M1_58	1800353-05 WI-AF-MW-204-0218 0.11807	08-Mar-18	02:54:51
55	180307M1_59	IPA	08-Mar-18	03:06:21
56	180307M1_60	ST180307M1-12 PFC CS3 18B2317	08-Mar-18	03:17:50
57	180307M1_61	IPA	08-Mar-18	03:29:19
58	180307M1_62	1800353-06 WI-AF-MW-114-0218 0.11872	08-Mar-18	03:40:49
59	180307M1_63	1800353-07 WI-AF-EB03-022018 0.12247	08-Mar-18	03:52:16
60	180307M1_64	IPA	08-Mar-18	04:03:45
61	180307M1_65	ST180307M1-13 PFC CS3 18B2317	08-Mar-18	04:15:12
62	180307M1_66	ST180307M1-14 PFC CS0 18C0604	08-Mar-18	04:26:42
63	180307M1_67	IPA	08-Mar-18	04:38:08
64	180307M1_68	B8B0151-BS1 OPR 1	08-Mar-18	04:49:38
65	180307M1_69	B8B0151-BLK1 Method Blank 1	08-Mar-18	05:01:04

(A) Invalid, over 10 samples.
CM 3/9/18

Vista Analytical Laboratory

Dataset: Untitled

Last Altered: Friday, March 09, 2018 10:36:01 Pacific Standard Time
Printed: Friday, March 09, 2018 10:36:38 Pacific Standard Time

Compound name: PFBA

	Name	ID	Acq.Date	Acq.Time
66	180307M1_70	B8B0151-MS1 Matrix Spike 1.1	08-Mar-18	05:12:34
67	180307M1_71	B8B0151-MSD1 Matrix Spike Dup 1.09	08-Mar-18	05:24:03
68	180307M1_72	1800346-03 WI-AF-SB615-6768-0218 1.08	08-Mar-18	05:35:33
69	180307M1_73	1800346-04 WI-AF-SB615-0001-0218 1.33	08-Mar-18	05:47:00
70	180307M1_74	1800346-05 WI-AF-SB615-0506-0218 1.2	08-Mar-18	05:58:31
71	180307M1_75	1800356-03 WI-AF-SB611-0H01-0218 1.06	08-Mar-18	06:09:57
72	180307M1_76	1800356-04 WI-AF-SB611-0103-0218 1.07	08-Mar-18	06:21:27
73	180307M1_77	1800356-05 WI-AF-SB611P-0103-0218 1.16	08-Mar-18	06:32:56
74	180307M1_78	1800356-06 WI-AF-SB611-1213-0218 1.1	08-Mar-18	06:44:27
75	180307M1_79	IPA	08-Mar-18	06:55:57
76	180307M1_80	ST180307M1-15 PFC CS3 18B2317	08-Mar-18	07:07:26
77	180307M1_81	IPA	08-Mar-18	07:18:52

Dataset: F:\Projects\PFAS.PRO\Results\180307M1\180307M1-37.qld

Last Altered: Friday, March 09, 2018 09:20:10 Pacific Standard Time
Printed: Friday, March 09, 2018 09:20:23 Pacific Standard Time

Method: F:\Projects\PFAS.PRO\MethDB\PFAS_FULL_80C_030718.mdb 08 Mar 2018 15:11:54
Calibration: F:\Projects\PFAS.PRO\CurveDB\C18_VAL-PFAS_Q4_03-07-18-FULL.cdb 08 Mar 2018 13:04:56

Name: 180307M1_37, Date: 07-Mar-2018, Time: 22:53:40, ID: ST180307M1-11 PFC CS3 18B2317, Description: PFC CS3 18B2317

PFBA

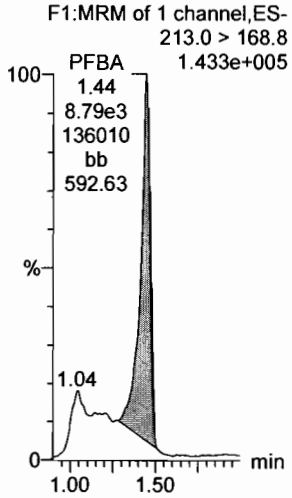

PFPeA

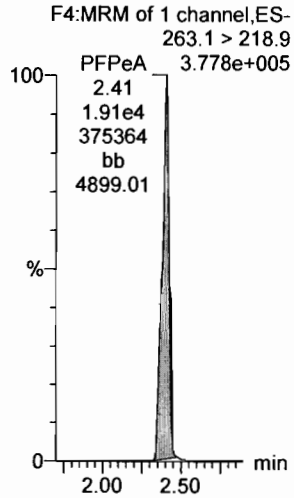

PFBS

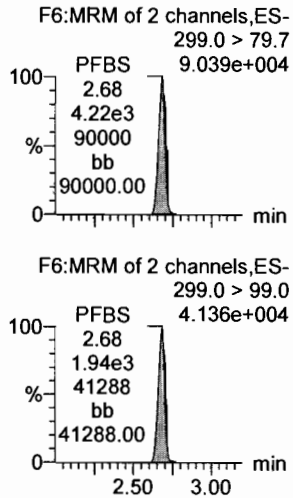

PFHxA

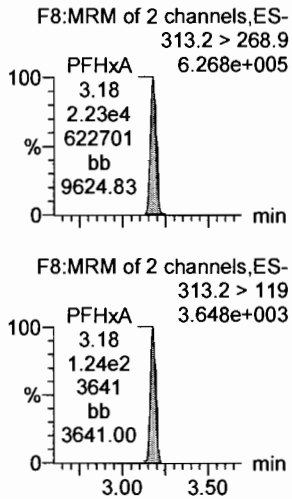

PFHpA

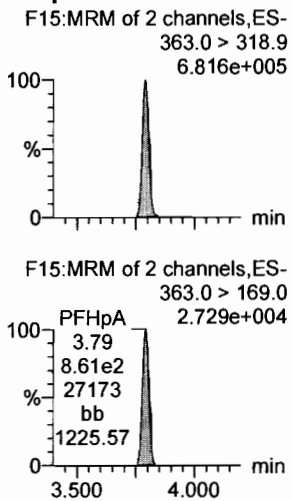

L-PFHxS

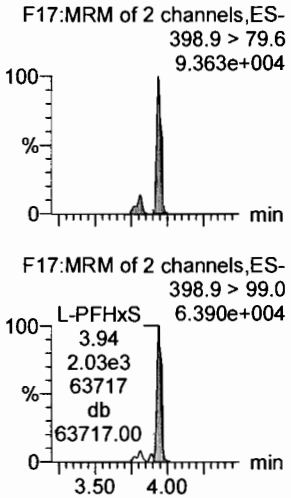

13C3-PFBA

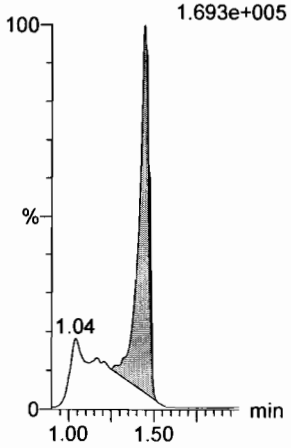

13C3-PFPeA

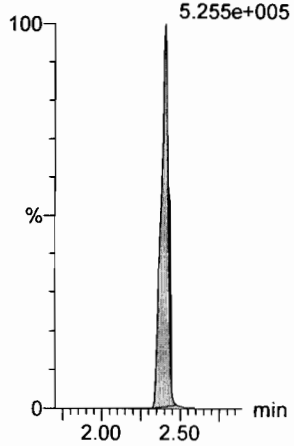

13C3-PFBS

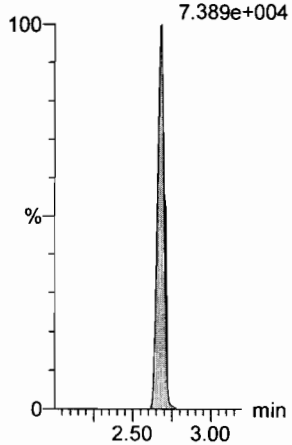

13C2-PFHxA

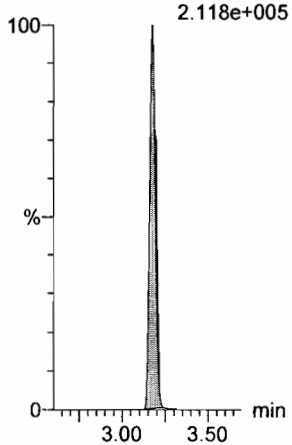

13C4-PFHpA

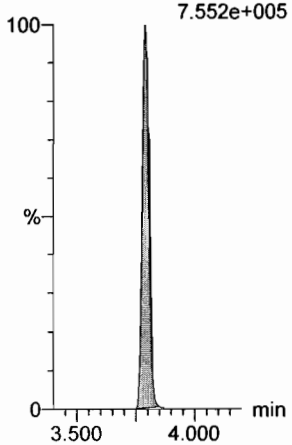

18O2-PFHxS

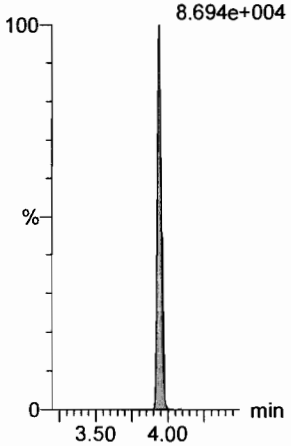

Dataset: F:\Projects\PFAS.PRO\Results\180307M1\180307M1-37.qld

Last Altered: Friday, March 09, 2018 09:20:10 Pacific Standard Time
Printed: Friday, March 09, 2018 09:20:23 Pacific Standard Time

Name: 180307M1_37, Date: 07-Mar-2018, Time: 22:53:40, ID: ST180307M1-11 PFC CS3 18B2317, Description: PFC CS3 18B2317

6:2 FTS

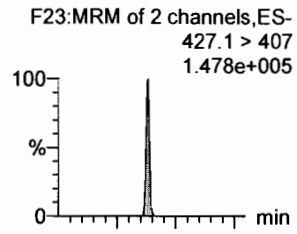

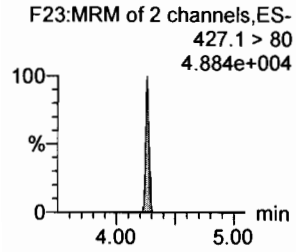

L-PFOA

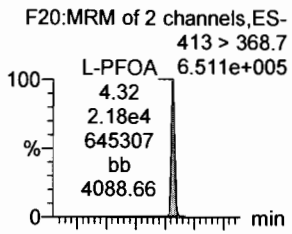



PFHpS

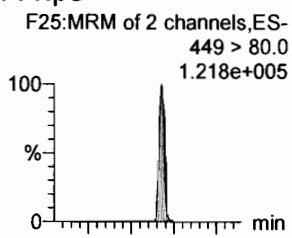

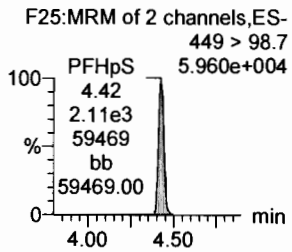

PFNA

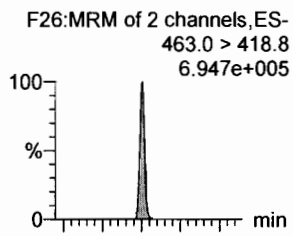

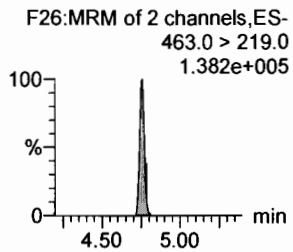

PFOSA

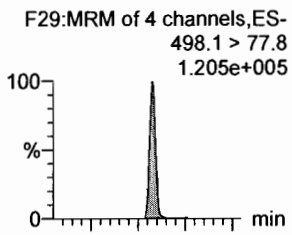

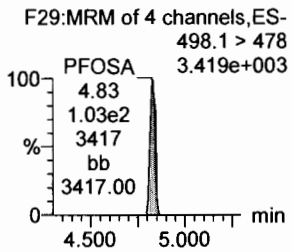

L-PFOS

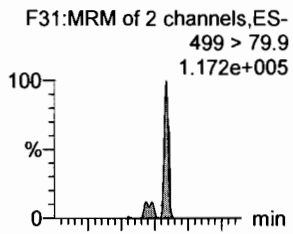

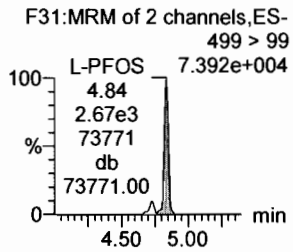

13C2-6:2 FTS

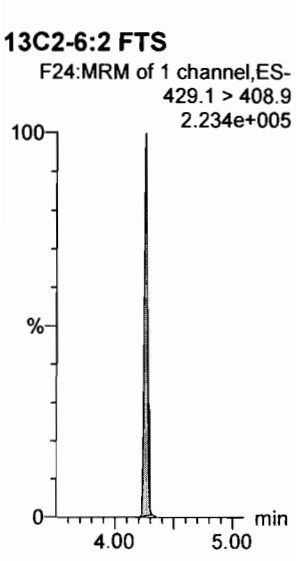

13C2-PFOA

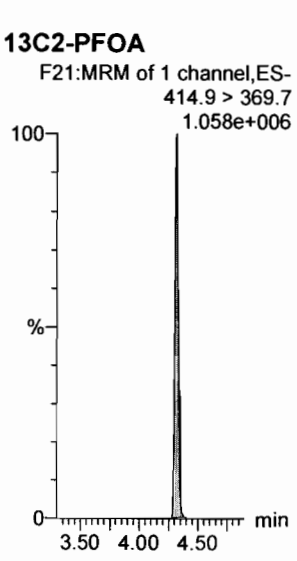

13C2-PFOA

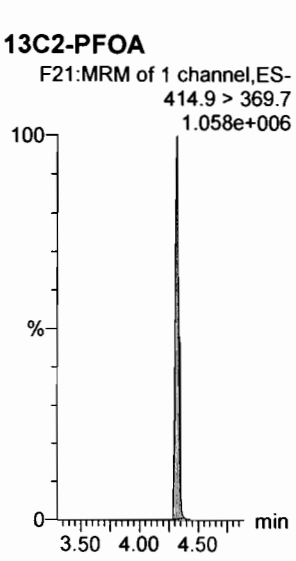

13C5-PFNA

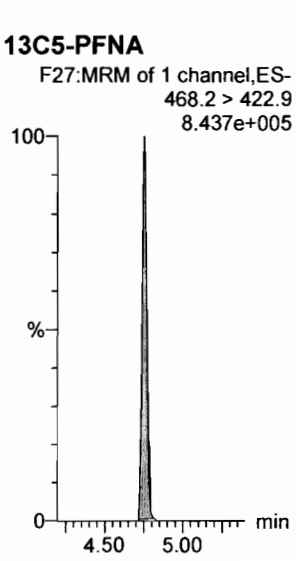

13C8-PFOSA

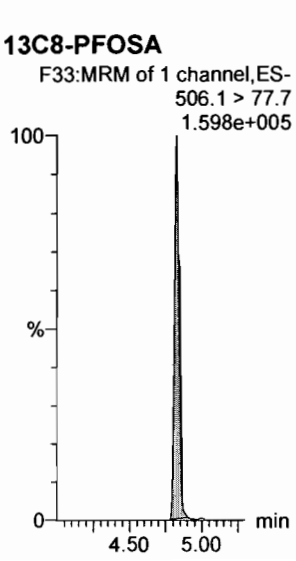

13C8-PFOS

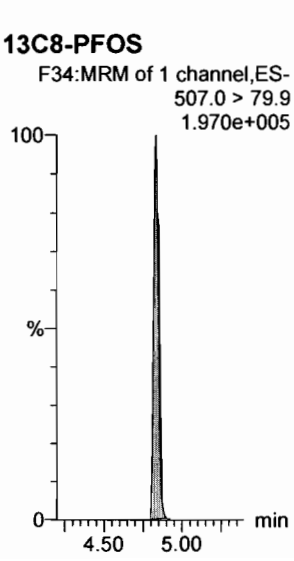

Dataset: F:\Projects\PFAS.PRO\Results\180307M1\180307M1-37.qld

Last Altered: Friday, March 09, 2018 09:20:10 Pacific Standard Time
Printed: Friday, March 09, 2018 09:20:23 Pacific Standard Time

Name: 180307M1_37, Date: 07-Mar-2018, Time: 22:53:40, ID: ST180307M1-11 PFC CS3 18B2317, Description: PFC CS3 18B2317

PFDA

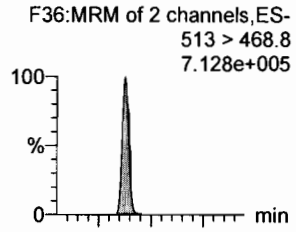

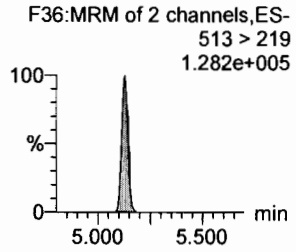

8:2 FTS

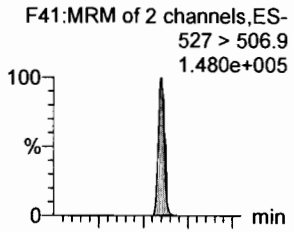

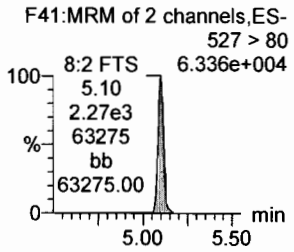

N-MeFOSAA

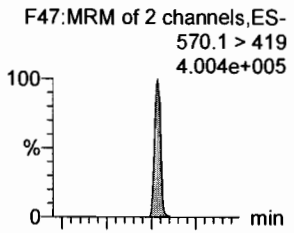

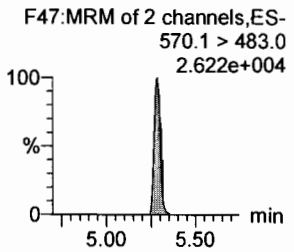

N-EtFOSAA

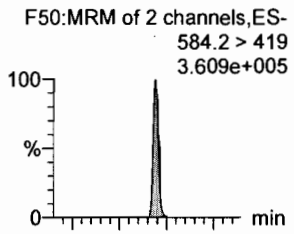

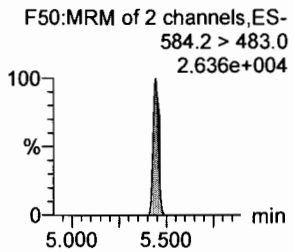

PFUdA

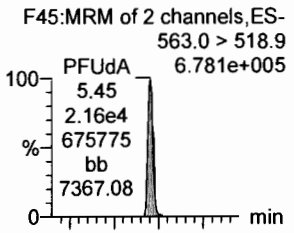

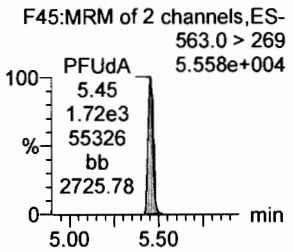

PFDS

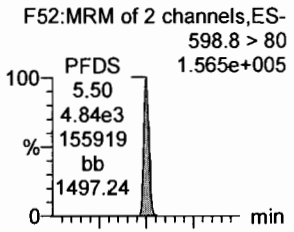

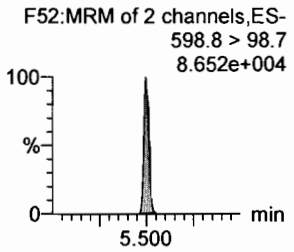

13C2-PFDA

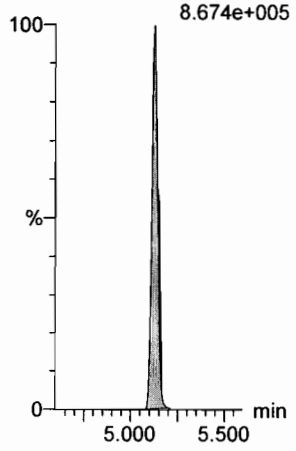

13C2-8:2 FTS

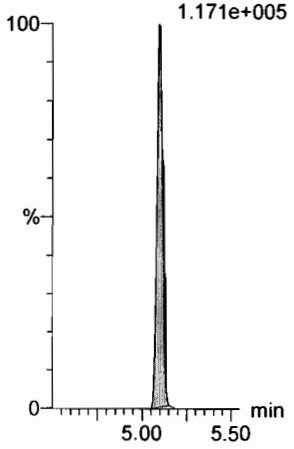

d3-N-MeFOSAA

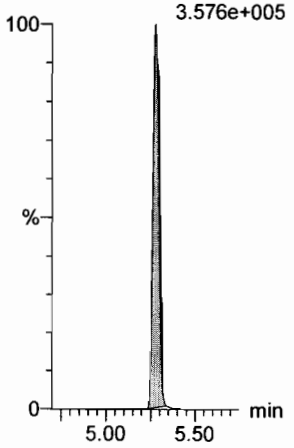

d5-N-EtFOSAA

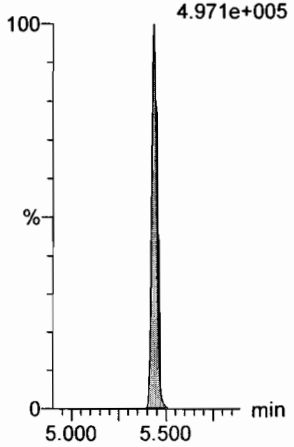

13C2-PFUdA

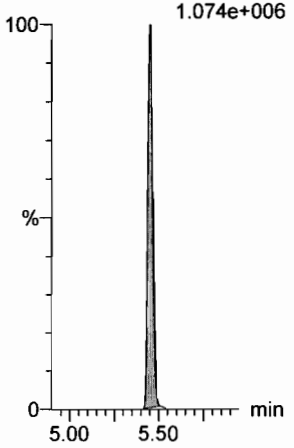

13C2-PFUdA

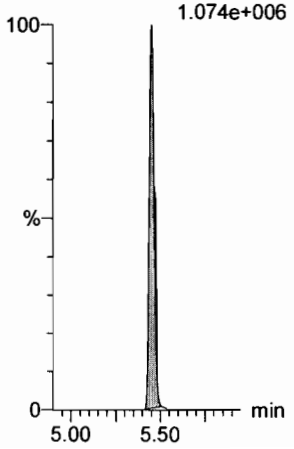

Dataset: F:\Projects\PFAS.PRO\Results\180307M1\180307M1-37.qld

Last Altered: Friday, March 09, 2018 09:20:10 Pacific Standard Time
Printed: Friday, March 09, 2018 09:20:23 Pacific Standard Time

Name: 180307M1_37, Date: 07-Mar-2018, Time: 22:53:40, ID: ST180307M1-11 PFC CS3 18B2317, Description: PFC CS3 18B2317

PFDoA

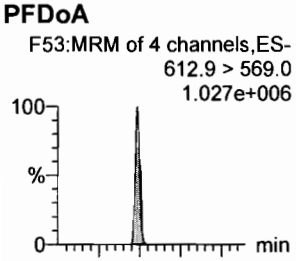

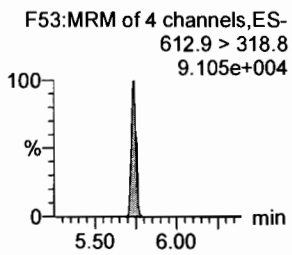

N-MeFOSA

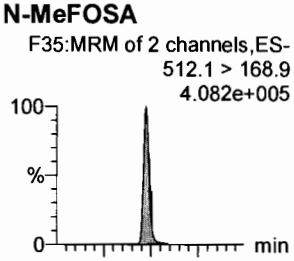

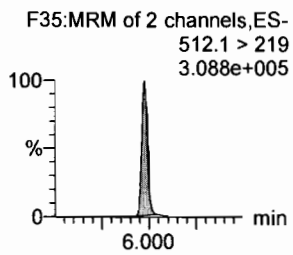

PFTrDA

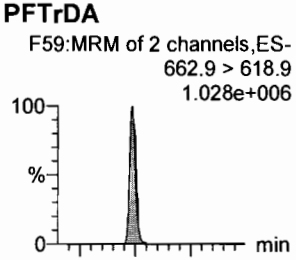

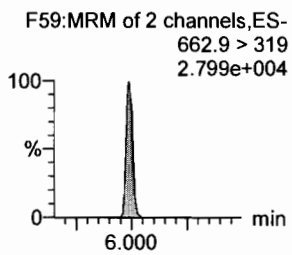

PFTeDA

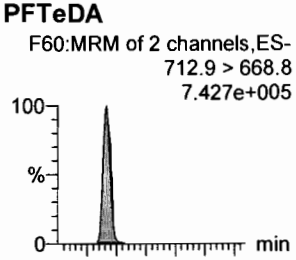

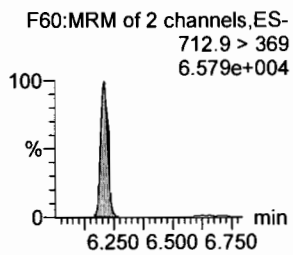

N-EtFOSA

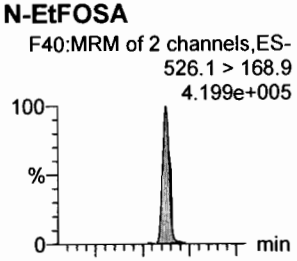

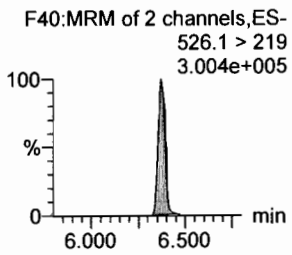

PFHxDA



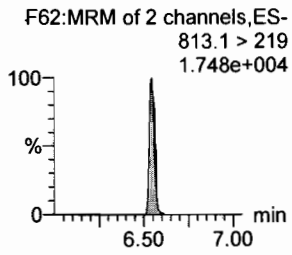

13C2-PFDoA

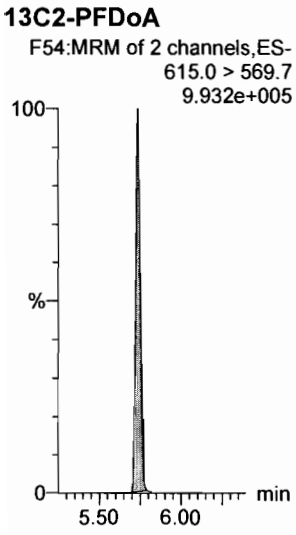

d3-N-MeFOSA



13C2-PFDoA

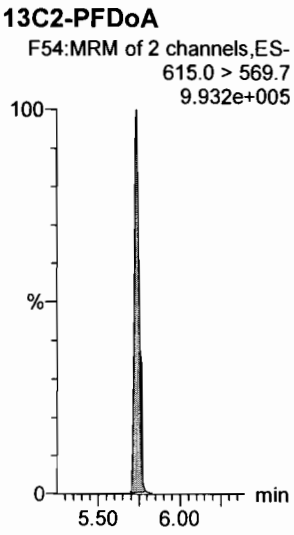

13C2-PFTeDA

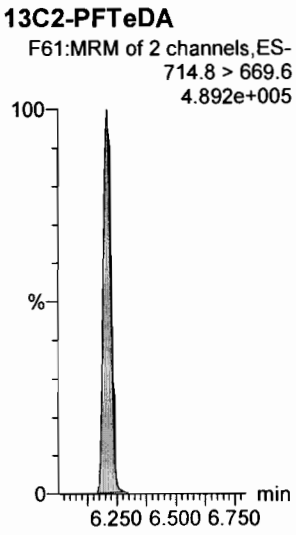

d5-N-ETFOSA

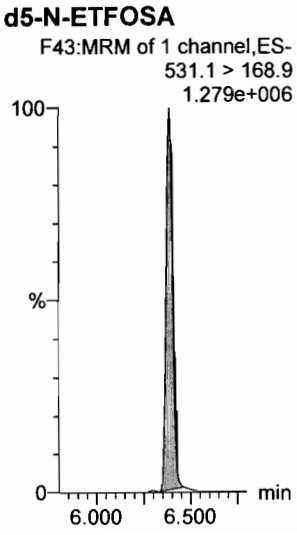

13C2-PFHxDA



Dataset: F:\Projects\PFAS.PRO\Results\180307M1\180307M1-37.qld

Last Altered: Friday, March 09, 2018 09:20:10 Pacific Standard Time
Printed: Friday, March 09, 2018 09:20:23 Pacific Standard Time

Name: 180307M1_37, Date: 07-Mar-2018, Time: 22:53:40, ID: ST180307M1-11 PFC CS3 18B2317, Description: PFC CS3 18B2317

PFODA
F64:MRM of 1 channel,ES-
913.1 > 868.8
1.034e+006

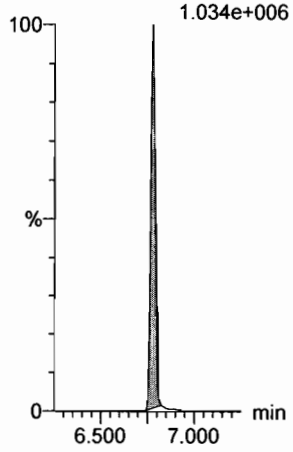

N-MeFOSE
F55:MRM of 1 channel,ES-
616.1 > 58.9
4.419e+005

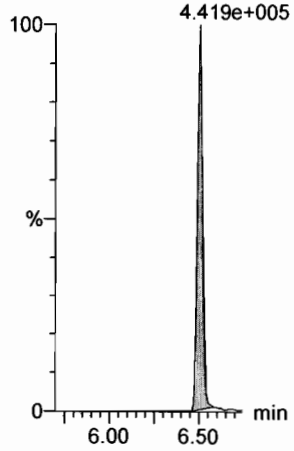

N-EtFOSE
F57:MRM of 1 channel,ES-
630.1 > 58.9
4.597e+005

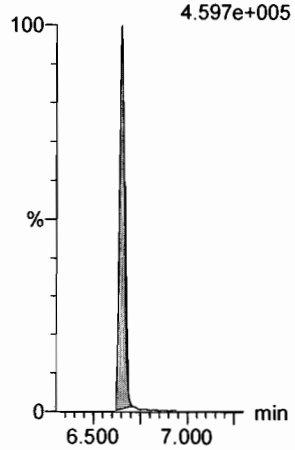

13C4-PFBA
F3:MRM of 1 channel,ES-
217. > 171.8
2.085e+005

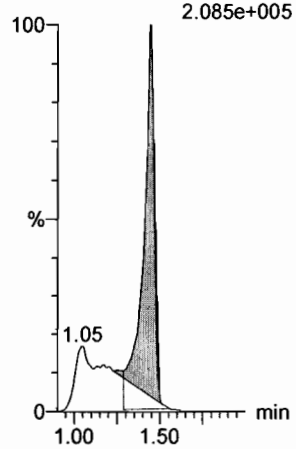

13C5-PFHxA
F10:MRM of 1 channel,ES-
318 > 272.9
8.720e+005

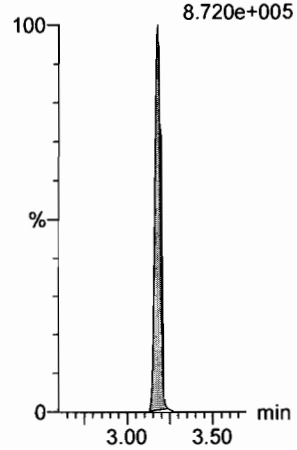

13C4-PFOS
F32:MRM of 1 channel,ES-
503 > 79.9
1.885e+005

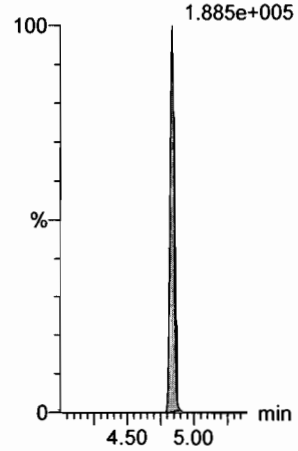

13C2-PFHxDA
F63:MRM of 1 channel,ES-
815 > 769.7
5.914e+005

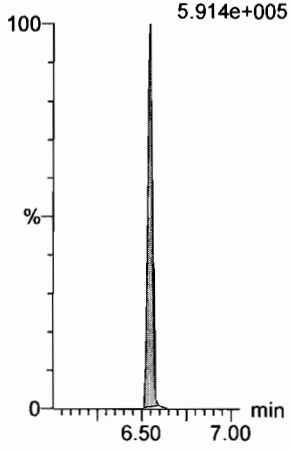

d7-N-MeFOSE
F56:MRM of 1 channel,ES-
623.1 > 58.9
1.032e+006

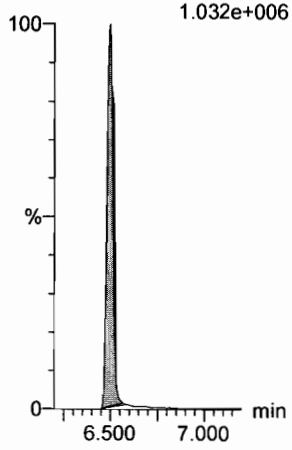

d9-N-EtFOSE
F58:MRM of 1 channel,ES-
639.2 > 58.8
1.133e+006

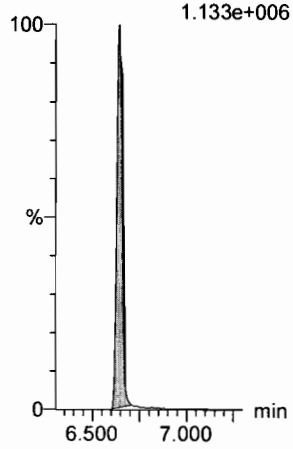

13C3-PFHxS
F18:MRM of 1 channel,ES-
401.9 > 79.9
2.199e+005

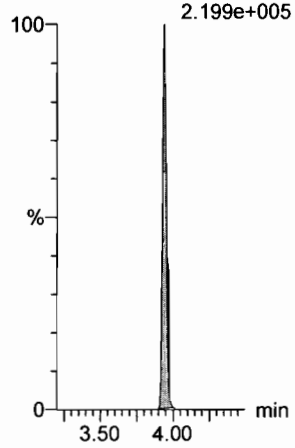

13C8-PFOA
F22:MRM of 1 channel,ES-
421.3 > 376
9.461e+005

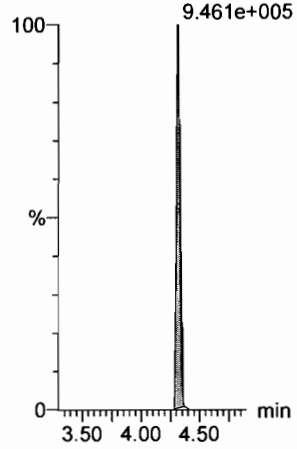

13C9-PFNA
F28:MRM of 1 channel,ES-
472.2 > 426.9
1.140e+006

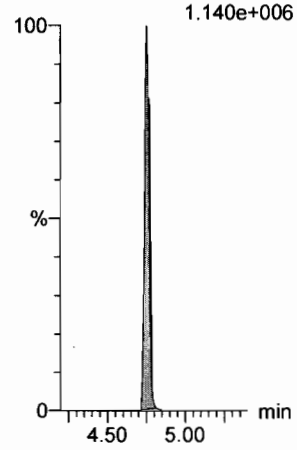

Dataset: F:\Projects\PFAS.PRO\Results\180307M1\180307M1-37.qld

Last Altered: Friday, March 09, 2018 09:20:10 Pacific Standard Time
Printed: Friday, March 09, 2018 09:20:23 Pacific Standard Time

Name: 180307M1_37, Date: 07-Mar-2018, Time: 22:53:40, ID: ST180307M1-11 PFC CS3 18B2317, Description: PFC CS3 18B2317

13C6-PFDA

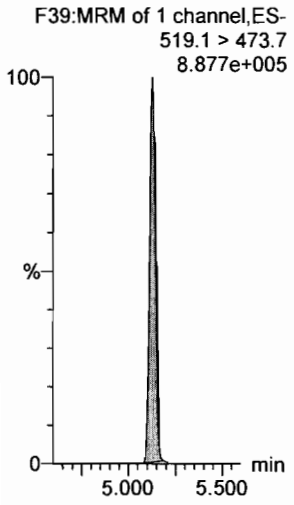

13C7-PFUdA

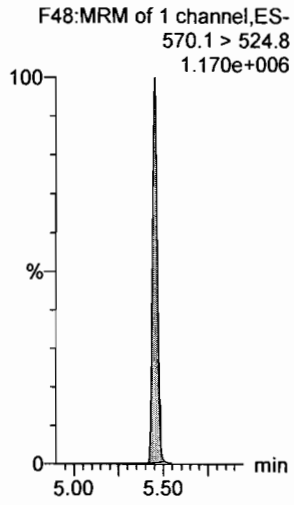

INITIAL CALIBRATION

Vista Analytical Laboratory

Dataset: F:\Projects\PFAS.PRO\Results\180223M2\180223M2-CRV.qld

Last Altered: Saturday, February 24, 2018 14:25:54 Pacific Standard Time
Printed: Saturday, February 24, 2018 15:02:36 Pacific Standard Time

VJA 02/24/2018

Method: F:\Projects\PFAS.PRO\MethDB\PFAS_FULL_80C_022218.mdb 23 Feb 2018 08:58:55
Calibration: F:\Projects\PFAS.PRO\CurveDB\C18_VAL-PFAS_Q4_02-23-18-FULL.cdb 24 Feb 2018 14:25:54

Compound name: PFBA
Correlation coefficient: r = 0.999802, r^2 = 0.999605
Calibration curve: 1.16364 * x + -0.0400535
Response type: Internal Std (Ref 34), Area * (IS Conc. / IS Area)
Curve type: Linear, Origin: Include, Weighting: 1/x, Axis trans: None

DM 2/24/18

	#	Name	Type	Std. Conc	RT	Area	IS Area	Response	Conc.	%Dev	Conc. Flag	CoD	CoD Flag	x=excluded
1	1	180223M2_2	Standard	0.250	1.69	212.938	10949.311	0.243	0.2	-2.7	NO	1.000	NO	MM
2	2	180223M2_3	Standard	0.500	1.69	515.453	11479.930	0.561	0.5	3.3	NO	1.000	NO	MM
3	3	180223M2_4	Standard	1.000	1.68	978.892	11241.304	1.088	1.0	-3.0	NO	1.000	NO	MM
4	4	180223M2_5	Standard	2.000	1.68	2081.437	11600.494	2.243	2.0	-1.9	NO	1.000	NO	MM
5	5	180223M2_6	Standard	5.000	1.67	4997.496	11665.292	5.355	4.6	-7.3	NO	1.000	NO	MM
6	6	180223M2_7	Standard	10.000	1.66	10825.644	11560.021	11.706	10.1	0.9	NO	1.000	NO	MM
7	7	180223M2_8	Standard	50.000	1.66	56011.344	11996.009	58.365	50.2	0.4	NO	1.000	NO	MM
8	8	180223M2_9	Standard	100.000	1.66	104936.258	11671.000	112.390	96.6	-3.4	NO	1.000	NO	MM
9	9	180223M2_10	Standard	250.000	1.65	248551.516	10877.753	285.619	245.5	-1.8	NO	1.000	NO	MM
10	10	180223M2_11	Standard	500.000	1.65	521468.000	11027.050	591.124	508.0	1.6	NO	1.000	NO	MM

Compound name: PFPeA
Correlation coefficient: r = 0.999822, r^2 = 0.999644
Calibration curve: 1.00483 * x + 0.00882636
Response type: Internal Std (Ref 35), Area * (IS Conc. / IS Area)
Curve type: Linear, Origin: Exclude, Weighting: 1/x, Axis trans: None

	#	Name	Type	Std. Conc	RT	Area	IS Area	Response	Conc.	%Dev	Conc. Flag	CoD	CoD Flag	x=excluded
1	1	180223M2_2	Standard	0.250	2.66	235.141	12651.436	0.232	0.2	-11.0	NO	1.000	NO	MM
2	2	180223M2_3	Standard	0.500	2.65	530.539	12395.387	0.535	0.5	4.7	NO	1.000	NO	MM
3	3	180223M2_4	Standard	1.000	2.64	1218.898	13209.451	1.153	1.1	13.9	NO	1.000	NO	MM
4	4	180223M2_5	Standard	2.000	2.64	1905.217	12083.991	1.971	2.0	-2.4	NO	1.000	NO	MM
5	5	180223M2_6	Standard	5.000	2.63	5187.408	13198.086	4.913	4.9	-2.4	NO	1.000	NO	MM
6	6	180223M2_7	Standard	10.000	2.63	10796.683	13077.555	10.320	10.3	2.6	NO	1.000	NO	MM
7	7	180223M2_8	Standard	50.000	2.63	50766.734	12931.034	49.075	48.8	-2.3	NO	1.000	NO	MM
8	8	180223M2_9	Standard	100.000	2.63	94069.891	12274.772	95.796	95.3	-4.7	NO	1.000	NO	MM
9	9	180223M2_10	Standard	250.000	2.61	227194.453	11210.409	253.330	252.1	0.8	NO	1.000	NO	MM

Dataset: F:\Projects\PFAS.PRO\Results\180223M2\180223M2-CRV.qld

Last Altered: Saturday, February 24, 2018 14:25:54 Pacific Standard Time
Printed: Saturday, February 24, 2018 15:02:36 Pacific Standard Time

Compound name: PFPeA

	#	Name	Type	Std. Conc	RT	Area	IS Area	Response	Conc.	%Dev	Conc. Flag	CoD	CoD Flag	x=excluded
10	10	180223M2_11	Standard	500.000	2.61	473315.406	11693.768	505.948	503.5	0.7	NO	1.000	NO	MM

Compound name: PFBS
Coefficient of Determination: R^2 = 0.999859
Calibration curve: -0.000291537 * x^2 + 1.85881 * x + 0.0313148
Response type: Internal Std (Ref 36), Area * (IS Conc. / IS Area)
Curve type: 2nd Order, Origin: Exclude, Weighting: 1/x, Axis trans: None

	#	Name	Type	Std. Conc	RT	Area	IS Area	Response	Conc.	%Dev	Conc. Flag	CoD	CoD Flag	x=excluded
1	1	180223M2_2	Standard	0.250	2.93	52.899	1601.364	0.413	0.2	-17.9	NO	1.000	NO	MM
2	2	180223M2_3	Standard	0.500	2.91	145.304	1726.544	1.052	0.5	9.8	NO	1.000	NO	bb
3	3	180223M2_4	Standard	1.000	2.91	241.383	1498.393	2.014	1.1	6.7	NO	1.000	NO	bb
4	4	180223M2_5	Standard	2.000	2.90	477.245	1530.177	3.899	2.1	4.1	NO	1.000	NO	bb
5	5	180223M2_6	Standard	5.000	2.90	1222.749	1665.529	9.177	4.9	-1.5	NO	1.000	NO	bb
6	6	180223M2_7	Standard	10.000	2.89	2453.769	1660.664	18.470	9.9	-0.7	NO	1.000	NO	bb
7	7	180223M2_8	Standard	50.000	2.89	11886.187	1597.164	93.026	50.4	0.9	NO	1.000	NO	MM
8	8	180223M2_9	Standard	100.000	2.89	23261.898	1626.873	178.732	97.6	-2.4	NO	1.000	NO	MM
9	9	180223M2_10	Standard	250.000	2.88	50241.523	1389.790	451.881	253.1	1.3	NO	1.000	NO	MM
10	10	180223M2_11	Standard	500.000	2.87	99464.188	1454.756	854.647	498.8	-0.2	NO	1.000	NO	MM

Compound name: 4:2 FTS
Coefficient of Determination: R^2 = 0.999279
Calibration curve: -2.20422e-005 * x^2 + 1.43627 * x + 0.217333
Response type: Internal Std (Ref 36), Area * (IS Conc. / IS Area)
Curve type: 2nd Order, Origin: Exclude, Weighting: 1/x, Axis trans: None

	#	Name	Type	Std. Conc	RT	Area	IS Area	Response	Conc.	%Dev	Conc. Flag	CoD	CoD Flag	x=excluded
1	1	180223M2_2	Standard	0.250	3.32	65.302	1601.364	0.510	0.2	-18.6	NO	0.999	NO	bb
2	2	180223M2_3	Standard	0.500	3.32	114.745	1726.544	0.831	0.4	-14.6	NO	0.999	NO	bb
3	3	180223M2_4	Standard	1.000	3.31	213.833	1498.393	1.784	1.1	9.1	NO	0.999	NO	bb
4	4	180223M2_5	Standard	2.000	3.30	398.088	1530.177	3.252	2.1	5.6	NO	0.999	NO	bb
5	5	180223M2_6	Standard	5.000	3.30	1019.768	1665.529	7.653	5.2	3.6	NO	0.999	NO	bb
6	6	180223M2_7	Standard	10.000	3.29	2223.747	1660.664	16.738	11.5	15.0	NO	0.999	NO	MM
7	7	180223M2_8	Standard	50.000	3.29	9108.319	1597.164	71.285	49.5	-1.0	NO	0.999	NO	MM

Dataset: F:\Projects\PFAS.PRO\Results\180223M2\180223M2-CRV.qld

Last Altered: Saturday, February 24, 2018 14:25:54 Pacific Standard Time
Printed: Saturday, February 24, 2018 15:02:36 Pacific Standard Time

Compound name: 4:2 FTS

	#	Name	Type	Std. Conc	RT	Area	IS Area	Response	Conc.	%Dev	Conc. Flag	CoD	CoD Flag	x=excluded
8	8	180223M2_9	Standard	100.000	3.29	19305.262	1626.873	148.331	103.3	3.3	NO	0.999	NO	bb
9	9	180223M2_10	Standard	250.000	3.28	38540.484	1389.790	346.639	242.1	-3.2	NO	0.999	NO	MM
10	10	180223M2_11	Standard	500.000	3.28	83509.805	1454.756	717.559	503.3	0.7	NO	0.999	NO	bb

Compound name: PFHxA
Coefficient of Determination: R^2 = 0.998242
Calibration curve: -5.39212e-005 * x^2 + 1.50215 * x + 0.0700628
Response type: Internal Std (Ref 37), Area * (IS Conc. / IS Area)
Curve type: 2nd Order, Origin: Include, Weighting: 1/x, Axis trans: None

	#	Name	Type	Std. Conc	RT	Area	IS Area	Response	Conc.	%Dev	Conc. Flag	CoD	CoD Flag	x=excluded
1	1	180223M2_2	Standard	0.250	3.42	473.502	4345.355	0.545	0.3	26.4	NO	0.998	NO	bb
2	2	180223M2_3	Standard	0.500	3.41	641.519	4100.680	0.782	0.5	-5.2	NO	0.998	NO	bb
3	3	180223M2_4	Standard	1.000	3.40	1169.617	4010.978	1.458	0.9	-7.6	NO	0.998	NO	bb
4	4	180223M2_5	Standard	2.000	3.40	2484.379	3757.924	3.306	2.2	7.7	NO	0.998	NO	bb
5	5	180223M2_6	Standard	5.000	3.39	6255.204	4281.486	7.305	4.8	-3.7	NO	0.998	NO	bd
6	6	180223M2_7	Standard	10.000	3.39	12167.322	3785.156	16.072	10.7	6.6	NO	0.998	NO	bb
7	7	180223M2_8	Standard	50.000	3.39	62865.457	4268.203	73.644	49.1	-1.9	NO	0.998	NO	MM
8	8	180223M2_9	Standard	100.000	3.38	115858.570	4212.930	137.504	91.8	-8.2	NO	0.998	NO	MM
9	9	180223M2_10	Standard	250.000	3.38	277596.719	3535.379	392.598	263.8	5.5	NO	0.998	NO	MM
10	10	180223M2_11	Standard	500.000	3.37	515068.094	3527.607	730.053	494.7	-1.1	NO	0.998	NO	MM

Compound name: PFPeS
Correlation coefficient: r = 0.998505, r^2 = 0.997013
Calibration curve: 1.85181 * x + 0.25543
Response type: Internal Std (Ref 36), Area * (IS Conc. / IS Area)
Curve type: Linear, Origin: Exclude, Weighting: 1/x, Axis trans: None

	#	Name	Type	Std. Conc	RT	Area	IS Area	Response	Conc.	%Dev	Conc. Flag	CoD	CoD Flag	x=excluded
1	1	180223M2_2	Standard	0.250	3.61	77.632	1601.364	0.606	0.2	-24.3	NO	0.997	NO	bb
2	2	180223M2_3	Standard	0.500	3.60	157.747	1726.544	1.142	0.5	-4.2	NO	0.997	NO	bb
3	3	180223M2_4	Standard	1.000	3.59	267.333	1498.393	2.230	1.1	6.6	NO	0.997	NO	bb
4	4	180223M2_5	Standard	2.000	3.59	491.986	1530.177	4.019	2.0	1.6	NO	0.997	NO	bb
5	5	180223M2_6	Standard	5.000	3.58	1321.138	1665.529	9.915	5.2	4.3	NO	0.997	NO	bb

Dataset: F:\Projects\PFAS.PRO\Results\180223M2\180223M2-CRV.qld

Last Altered: Saturday, February 24, 2018 14:25:54 Pacific Standard Time
Printed: Saturday, February 24, 2018 15:02:36 Pacific Standard Time

Compound name: PFPeS

	#	Name	Type	Std. Conc	RT	Area	IS Area	Response	Conc.	%Dev	Conc. Flag	CoD	CoD Flag	x=excluded
6	6	180223M2_7	Standard	10.000	3.58	2494.937	1660.664	18.780	10.0	0.0	NO	0.997	NO	MM
7	7	180223M2_8	Standard	50.000	3.57	12986.440	1597.164	101.637	54.7	9.5	NO	0.997	NO	MM
8	8	180223M2_9	Standard	100.000	3.57	25562.502	1626.873	196.408	105.9	5.9	NO	0.997	NO	MM
9	9	180223M2_10	Standard	250.000	3.57	54242.598	1389.790	487.867	263.3	5.3	NO	0.997	NO	MM
10	10	180223M2_11	Standard	500.000	3.56	102566.477	1454.756	881.303	475.8	-4.8	NO	0.997	NO	MM

Compound name: PFHpA
Correlation coefficient: r = 0.997543, r^2 = 0.995091
Calibration curve: 1.31251 * x + -0.0550252
Response type: Internal Std (Ref 38), Area * (IS Conc. / IS Area)
Curve type: Linear, Origin: Exclude, Weighting: 1/x, Axis trans: None

	#	Name	Type	Std. Conc	RT	Area	IS Area	Response	Conc.	%Dev	Conc. Flag	CoD	CoD Flag	x=excluded
1	1	180223M2_2	Standard	0.250	4.04	225.505	9074.987	0.311	0.3	11.4	NO	0.995	NO	bb
2	2	180223M2_3	Standard	0.500	4.03	535.146	10955.203	0.611	0.5	1.4	NO	0.995	NO	bb
3	3	180223M2_4	Standard	1.000	4.03	1077.899	11824.091	1.140	0.9	-9.0	NO	0.995	NO	bb
4	4	180223M2_5	Standard	2.000	4.02	2051.220	9718.132	2.638	2.1	2.6	NO	0.995	NO	bb
5	5	180223M2_6	Standard	5.000	4.01	5464.663	10164.811	6.720	5.2	3.2	NO	0.995	NO	MM
6	6	180223M2_7	Standard	10.000	4.01	9843.810	9817.713	12.533	9.6	-4.1	NO	0.995	NO	MM
7	7	180223M2_8	Standard	50.000	4.01	51774.734	9506.732	68.076	51.9	3.8	NO	0.995	NO	MM
8	8	180223M2_9	Standard	100.000	4.00	94979.758	9542.454	124.417	94.8	-5.2	NO	0.995	NO	MM
9	9	180223M2_10	Standard	250.000	3.99	207571.281	8783.848	295.388	225.1	-10.0	NO	0.995	NO	MM
10	10	180223M2_11	Standard	500.000	3.99	444612.500	8014.083	693.486	528.4	5.7	NO	0.995	NO	MM

Dataset: F:\Projects\PFAS.PRO\Results\180223M2\180223M2-CRV.qld

Last Altered: Saturday, February 24, 2018 14:25:54 Pacific Standard Time
Printed: Saturday, February 24, 2018 15:02:36 Pacific Standard Time

Compound name: L-PFHxS
Correlation coefficient: r = 0.997144, r^2 = 0.994296
Calibration curve: 1.85056 * x + -0.0945425
Response type: Internal Std (Ref 39), Area * (IS Conc. / IS Area)
Curve type: Linear, Origin: Exclude, Weighting: 1/x, Axis trans: None

	#	Name	Type	Std. Conc	RT	Area	IS Area	Response	Conc.	%Dev	Conc. Flag	CoD	CoD Flag	x=excluded
1	1	180223M2_2	Standard	0.250	4.18	45.770	1315.655	0.435	0.3	14.4	NO	0.994	NO	MM
2	2	180223M2_3	Standard	0.500	4.17	79.315	1378.944	0.719	0.4	-12.1	NO	0.994	NO	MM
3	3	180223M2_4	Standard	1.000	4.17	137.127	1105.439	1.551	0.9	-11.1	NO	0.994	NO	MM
4	4	180223M2_5	Standard	2.000	4.16	378.363	1234.404	3.831	2.1	6.1	NO	0.994	NO	MM
5	5	180223M2_6	Standard	5.000	4.15	946.028	1231.385	9.603	5.2	4.8	NO	0.994	NO	MM
6	6	180223M2_7	Standard	10.000	4.15	1655.699	1236.902	16.732	9.1	-9.1	NO	0.994	NO	MM
7	7	180223M2_8	Standard	50.000	4.15	9092.526	1305.135	87.084	47.1	-5.8	NO	0.994	NO	MM
8	8	180223M2_9	Standard	100.000	4.14	18388.729	1140.710	201.505	108.9	8.9	NO	0.994	NO	MM
9	9	180223M2_10	Standard	250.000	4.13	41136.078	1013.377	507.413	274.2	9.7	NO	0.994	NO	MM
10	10	180223M2_11	Standard	500.000	4.13	73446.922	1054.809	870.382	470.4	-5.9	NO	0.994	NO	MM

Compound name: 6:2 FTS
Coefficient of Determination: R^2 = 0.997830
Calibration curve: -0.000231598 * x^2 + 0.230822 * x + -0.0110859
Response type: Internal Std (Ref 40), Area * (IS Conc. / IS Area)
Curve type: 2nd Order, Origin: Include, Weighting: 1/x, Axis trans: None

	#	Name	Type	Std. Conc	RT	Area	IS Area	Response	Conc.	%Dev	Conc. Flag	CoD	CoD Flag	x=excluded
1	1	180223M2_2	Standard	0.250	4.49	62.964	16038.859	0.049	0.3	4.3	NO	0.998	NO	bb
2	2	180223M2_3	Standard	0.500	4.49	140.419	14498.370	0.121	0.6	14.6	NO	0.998	NO	bb
3	3	180223M2_4	Standard	1.000	4.48	225.965	16334.068	0.173	0.8	-20.2	NO	0.998	NO	bb
4	4	180223M2_5	Standard	2.000	4.48	590.063	14861.823	0.496	2.2	10.1	NO	0.998	NO	bb
5	5	180223M2_6	Standard	5.000	4.47	1233.437	15855.884	0.972	4.3	-14.4	NO	0.998	NO	bb
6	6	180223M2_7	Standard	10.000	4.46	2286.334	15434.582	1.852	8.1	-18.6	NO	0.998	NO	bb
7	7	180223M2_8	Standard	50.000	4.46	13215.334	14600.954	11.314	51.8	3.5	NO	0.998	NO	MM
8	8	180223M2_9	Standard	100.000	4.45	28549.123	16845.432	21.185	102.3	2.3	NO	0.998	NO	MM
9	9	180223M2_10	Standard	250.000	4.45	50634.156	14720.892	42.995	248.1	-0.8	NO	0.998	NO	MM
10	10	180223M2_11	Standard	500.000	4.44	121289.906	12676.605	119.600			NO	0.998	YES	MMXI

Dataset: F:\Projects\PFAS.PRO\Results\180223M2\180223M2-CRV.qld

Last Altered: Saturday, February 24, 2018 14:25:54 Pacific Standard Time
Printed: Saturday, February 24, 2018 15:02:36 Pacific Standard Time

Compound name: L-PFOA
Correlation coefficient: r = 0.997140, r^2 = 0.994289
Calibration curve: 0.993473 * x + 0.00510416
Response type: Internal Std (Ref 40), Area * (IS Conc. / IS Area)
Curve type: Linear, Origin: Exclude, Weighting: 1/x, Axis trans: None

	#	Name	Type	Std. Conc	RT	Area	IS Area	Response	Conc.	%Dev	Conc. Flag	CoD	CoD Flag	x=excluded
1	1	180223M2_2	Standard	0.250	4.55	379.343	16038.859	0.296	0.3	17.0	NO	0.994	NO	bb
2	2	180223M2_3	Standard	0.500	4.54	574.597	14498.370	0.495	0.5	-1.3	NO	0.994	NO	bb
3	3	180223M2_4	Standard	1.000	4.53	1301.483	16334.068	0.996	1.0	-0.3	NO	0.994	NO	bb
4	4	180223M2_5	Standard	2.000	4.53	2511.246	14861.823	2.112	2.1	6.0	NO	0.994	NO	bb
5	5	180223M2_6	Standard	5.000	4.52	5706.223	15855.884	4.499	4.5	-9.5	NO	0.994	NO	MM
6	6	180223M2_7	Standard	10.000	4.52	11743.338	15434.582	9.511	9.6	-4.3	NO	0.994	NO	MM
7	7	180223M2_8	Standard	50.000	4.52	60424.316	14600.954	51.730	52.1	4.1	NO	0.994	NO	MM
8	8	180223M2_9	Standard	100.000	4.51	122881.320	16845.432	91.183	91.8	-8.2	NO	0.994	NO	MM
9	9	180223M2_10	Standard	250.000	4.50	263877.031	14720.892	224.067	225.5	-9.8	NO	0.994	NO	MM
10	10	180223M2_11	Standard	500.000	4.50	535374.875	12676.605	527.916	531.4	6.3	NO	0.994	NO	MM

Compound name: PFHpS
Coefficient of Determination: R^2 = 0.995598
Calibration curve: -9.08145e-005 * x^2 + 0.217204 * x + 0.000713234
Response type: Internal Std (Ref 40), Area * (IS Conc. / IS Area)
Curve type: 2nd Order, Origin: Exclude, Weighting: 1/x, Axis trans: None

	#	Name	Type	Std. Conc	RT	Area	IS Area	Response	Conc.	%Dev	Conc. Flag	CoD	CoD Flag	x=excluded
1	1	180223M2_2	Standard	0.250	4.65	56.520	16038.859	0.044	0.2	-20.2	NO	0.996	NO	MM
2	2	180223M2_3	Standard	0.500	4.64	143.118	14498.370	0.123	0.6	13.0	NO	0.996	NO	bb
3	3	180223M2_4	Standard	1.000	4.63	272.205	16334.068	0.208	1.0	-4.4	NO	0.996	NO	bb
4	4	180223M2_5	Standard	2.000	4.63	573.103	14861.823	0.482	2.2	10.9	NO	0.996	NO	bb
5	5	180223M2_6	Standard	5.000	4.62	1203.095	15855.884	0.948	4.4	-12.6	NO	0.996	NO	bb
6	6	180223M2_7	Standard	10.000	4.62	2924.162	15434.582	2.368	10.9	9.5	NO	0.996	NO	bb
7	7	180223M2_8	Standard	50.000	4.61	13843.723	14600.954	11.852	55.9	11.7	NO	0.996	NO	MM
8	8	180223M2_9	Standard	100.000	4.61	25627.309	16845.432	19.017	91.0	-9.0	NO	0.996	NO	bb
9	9	180223M2_10	Standard	250.000	4.60	57817.773	14720.892	49.095	252.7	1.1	NO	0.996	NO	MM
10	10	180223M2_11	Standard	500.000	4.60	110098.930	12676.605	108.565	711.5	42.3	YES	0.996	NO	MMX

Dataset: F:\Projects\PFAS.PRO\Results\180223M2\180223M2-CRV.qld

Last Altered: Saturday, February 24, 2018 14:25:54 Pacific Standard Time
Printed: Saturday, February 24, 2018 15:02:36 Pacific Standard Time

Compound name: PFNA
Correlation coefficient: r = 0.998261, r^2 = 0.996525
Calibration curve: 1.25087 * x + 0.0672606
Response type: Internal Std (Ref 41), Area * (IS Conc. / IS Area)
Curve type: Linear, Origin: Exclude, Weighting: 1/x, Axis trans: None

	#	Name	Type	Std. Conc	RT	Area	IS Area	Response	Conc.	%Dev	Conc. Flag	CoD	CoD Flag	x=excluded
1	1	180223M2_2	Standard	0.250	4.97	345.906	13504.597	0.320	0.2	-19.1	NO	0.997	NO	bb
2	2	180223M2_3	Standard	0.500	4.97	706.471	12649.265	0.698	0.5	0.9	NO	0.997	NO	MM
3	3	180223M2_4	Standard	1.000	4.96	1507.713	13969.429	1.349	1.0	2.5	NO	0.997	NO	bb
4	4	180223M2_5	Standard	2.000	4.95	2896.020	14032.124	2.580	2.0	0.4	NO	0.997	NO	bb
5	5	180223M2_6	Standard	5.000	4.95	5818.264	10452.933	6.958	5.5	10.2	NO	0.997	NO	MM
6	6	180223M2_7	Standard	10.000	4.95	14371.564	11990.564	14.982	11.9	19.2	NO	0.997	NO	MM
7	7	180223M2_8	Standard	50.000	4.95	67619.977	14257.599	59.284	47.3	-5.3	NO	0.997	NO	MM
8	8	180223M2_9	Standard	100.000	4.94	121020.930	14062.927	107.571	85.9	-14.1	NO	0.997	NO	MM
9	9	180223M2_10	Standard	250.000	4.93	299781.438	11419.842	328.137	262.3	4.9	NO	0.997	NO	MM
10	10	180223M2_11	Standard	500.000	4.93	588809.563	11719.382	628.030	502.0	0.4	NO	0.997	NO	MM

Compound name: PFOSA
Correlation coefficient: r = 0.998719, r^2 = 0.997440
Calibration curve: 1.02634 * x + -0.0680226
Response type: Internal Std (Ref 42), Area * (IS Conc. / IS Area)
Curve type: Linear, Origin: Exclude, Weighting: 1/x, Axis trans: None

	#	Name	Type	Std. Conc	RT	Area	IS Area	Response	Conc.	%Dev	Conc. Flag	CoD	CoD Flag	x=excluded
1	1	180223M2_2	Standard	0.250	5.03	106.394	2995.646	0.444	0.5	99.5	YES	0.997	NO	bbX
2	2	180223M2_3	Standard	0.500	5.02	91.179	3608.436	0.316	0.4	-25.2	NO	0.997	NO	bb
3	3	180223M2_4	Standard	1.000	5.02	235.067	3206.918	0.916	1.0	-4.1	NO	0.997	NO	bb
4	4	180223M2_5	Standard	2.000	5.01	674.253	3292.697	2.560	2.6	28.0	NO	0.997	NO	bb
5	5	180223M2_6	Standard	5.000	5.00	1242.264	3225.573	4.814	4.8	-4.9	NO	0.997	NO	bb
6	6	180223M2_7	Standard	10.000	5.00	2692.133	3488.319	9.647	9.5	-5.3	NO	0.997	NO	bb
7	7	180223M2_8	Standard	50.000	5.00	14686.969	3308.423	55.491	54.1	8.3	NO	0.997	NO	bb
8	8	180223M2_9	Standard	100.000	4.99	25569.609	3079.704	103.783	101.2	1.2	NO	0.997	NO	MM
9	9	180223M2_10	Standard	250.000	4.98	61018.723	2803.924	272.024	265.1	6.0	NO	0.997	NO	MM
10	10	180223M2_11	Standard	500.000	4.98	109086.086	2768.524	492.528	480.0	-4.0	NO	0.997	NO	MM

Vista Analytical Laboratory

Dataset: F:\Projects\PFAS.PRO\Results\180223M2\180223M2-CRV.qld

Last Altered: Saturday, February 24, 2018 15:27:24 Pacific Standard Time
Printed: Saturday, February 24, 2018 15:29:41 Pacific Standard Time

Method: F:\Projects\PFAS.PRO\MethDB\PFAS_FULL_80C_022218.mdb 23 Feb 2018 08:58:55
Calibration: F:\Projects\PFAS.PRO\CurveDB\C18_VAL-PFAS_Q4_02-23-18-FULL.cdb 24 Feb 2018 15:27:24

Compound name: L-PFOS
Coefficient of Determination: R^2 = 0.998732
Calibration curve: 0.000119831 * x^2 + 1.09302 * x + -0.0626814
Response type: Internal Std (Ref 43), Area * (IS Conc. / IS Area)
Curve type: 2nd Order, Origin: Exclude, Weighting: 1/x, Axis trans: None

	# Name	Type	Std. Conc	RT	Area	IS Area	Response	Conc.	%Dev	Conc. Flag	CoD	CoD Flag	x=excluded
1	1 180223M2_2	Standard	0.250	4.94	42.885	3734.501	0.144	0.2	-24.5	NO	0.999	NO	MM
2	2 180223M2_3	Standard	0.500	5.04	142.009	3847.172	0.461	0.5	-4.1	NO	0.999	NO	MM
3	3 180223M2_4	Standard	1.000	5.04	312.026	3374.317	1.156	1.1	11.5	NO	0.999	NO	MM
4	4 180223M2_5	Standard	2.000	5.03	544.613	3069.772	2.218	2.1	4.3	NO	0.999	NO	MM
5	5 180223M2_6	Standard	5.000	5.02	1600.752	3748.790	5.338	4.9	-1.2	NO	0.999	NO	MM
6	6 180223M2_7	Standard	10.000	5.02	2960.378	3065.535	12.071	11.1	10.9	NO	0.999	NO	MM
7	7 180223M2_8	Standard	50.000	5.02	15609.243	3503.183	55.697	50.7	1.5	NO	0.999	NO	MM
8	8 180223M2_9	Standard	100.000	5.01	27580.629	2949.732	116.878	105.8	5.8	NO	0.999	NO	MM
9	9 180223M2_10	Standard	250.000	5.01	64313.285	3016.991	266.463	237.7	-4.9	NO	0.999	NO	MM
10	10 180223M2_11	Standard	500.000	5.00	131990.953	2834.259	582.123	504.7	0.9	NO	0.999	NO	MM

Compound name: PFDA
Coefficient of Determination: R^2 = 0.997854
Calibration curve: -0.00039429 * x^2 + 1.31405 * x + -0.0179236
Response type: Internal Std (Ref 44), Area * (IS Conc. / IS Area)
Curve type: 2nd Order, Origin: Exclude, Weighting: 1/x, Axis trans: None

	# Name	Type	Std. Conc	RT	Area	IS Area	Response	Conc.	%Dev	Conc. Flag	CoD	CoD Flag	x=excluded
1	1 180223M2_2	Standard	0.250	5.34	380.725	14375.415	0.331	0.3	6.2	NO	0.998	NO	bb
2	2 180223M2_3	Standard	0.500	5.34	694.846	12481.175	0.696	0.5	8.7	NO	0.998	NO	bb
3	3 180223M2_4	Standard	1.000	5.33	1234.605	13995.697	1.103	0.9	-14.7	NO	0.998	NO	bb
4	4 180223M2_5	Standard	2.000	5.32	3638.951	16421.098	2.770	2.1	6.1	NO	0.998	NO	bb
5	5 180223M2_6	Standard	5.000	5.32	6895.563	14791.401	5.827	4.5	-10.9	NO	0.998	NO	MM
6	6 180223M2_7	Standard	10.000	5.31	14972.216	15242.030	12.279	9.4	-6.2	NO	0.998	NO	MM
7	7 180223M2_8	Standard	50.000	5.31	78883.125	13344.419	73.891	57.2	14.5	NO	0.998	NO	MM
8	8 180223M2_9	Standard	100.000	5.31	150612.172	14797.779	127.225	99.8	-0.2	NO	0.998	NO	bb
9	9 180223M2_10	Standard	250.000	5.30	308354.344	13265.668	290.557	238.1	-4.7	NO	0.998	NO	MM
10	10 180223M2_11	Standard	500.000	5.29	550459.250	12194.934	564.229	506.3	1.3	NO	0.998	NO	MM

Dataset: F:\Projects\PFAS.PRO\Results\180223M2\180223M2-CRV.qld

Last Altered: Saturday, February 24, 2018 14:25:54 Pacific Standard Time
Printed: Saturday, February 24, 2018 15:02:36 Pacific Standard Time

Compound name: 8:2 FTS
Coefficient of Determination: R^2 = 0.997874
Calibration curve: -0.000176216 * x^2 + 0.271257 * x + 0.00374562
Response type: Internal Std (Ref 40), Area * (IS Conc. / IS Area)
Curve type: 2nd Order, Origin: Include, Weighting: 1/x, Axis trans: None

	#	Name	Type	Std. Conc	RT	Area	IS Area	Response	Conc.	%Dev	Conc. Flag	CoD	CoD Flag	x=excluded
1	1	180223M2_2	Standard	0.250	5.32	75.730	16038.859	0.059	0.2	-18.5	NO	0.998	NO	bb
2	2	180223M2_3	Standard	0.500	5.31	168.340	14498.370	0.145	0.5	4.3	NO	0.998	NO	bb
3	3	180223M2_4	Standard	1.000	5.30	311.135	16334.068	0.238	0.9	-13.6	NO	0.998	NO	bb
4	4	180223M2_5	Standard	2.000	5.30	657.229	14861.823	0.553	2.0	1.3	NO	0.998	NO	bb
5	5	180223M2_6	Standard	5.000	5.29	1867.269	15855.884	1.472	5.4	8.6	NO	0.998	NO	bb
6	6	180223M2_7	Standard	10.000	5.29	3992.549	15434.582	3.233	12.0	20.0	NO	0.998	NO	MM
7	7	180223M2_8	Standard	50.000	5.28	16509.258	14600.954	14.134	54.0	8.0	NO	0.998	NO	MM
8	8	180223M2_9	Standard	100.000	5.28	33893.512	16845.432	25.150	99.1	-0.9	NO	0.998	NO	MM
9	9	180223M2_10	Standard	250.000	5.27	63748.918	14720.892	54.131	235.6	-5.8	NO	0.998	NO	MM
10	10	180223M2_11	Standard	500.000	5.27	94157.219	12676.605	92.845	513.7	2.7	NO	0.998	NO	MM

Compound name: PFNS
Coefficient of Determination: R^2 = 0.992825
Calibration curve: -0.000305546 * x^2 + 0.93091 * x + -0.0289481
Response type: Internal Std (Ref 43), Area * (IS Conc. / IS Area)
Curve type: 2nd Order, Origin: Exclude, Weighting: 1/x, Axis trans: None

	#	Name	Type	Std. Conc	RT	Area	IS Area	Response	Conc.	%Dev	Conc. Flag	CoD	CoD Flag	x=excluded
1	1	180223M2_2	Standard	0.250	5.40	47.494	3734.501	0.159	0.2	-19.2	NO	0.993	NO	MM
2	2	180223M2_3	Standard	0.500	5.40	110.693	3847.172	0.360	0.4	-16.5	NO	0.993	NO	MM
3	3	180223M2_4	Standard	1.000	5.39	251.684	3374.317	0.932	1.0	3.3	NO	0.993	NO	MM
4	4	180223M2_5	Standard	2.000	5.38	580.889	3069.772	2.365	2.6	28.7	NO	0.993	NO	MM
5	5	180223M2_6	Standard	5.000	5.37	1389.827	3748.790	4.634	5.0	0.4	NO	0.993	NO	MM
6	6	180223M2_7	Standard	10.000	5.37	2559.795	3065.535	10.438	11.3	12.9	NO	0.993	NO	MM
7	7	180223M2_8	Standard	50.000	5.37	10567.177	3503.183	37.706	41.1	-17.8	NO	0.993	NO	MM
8	8	180223M2_9	Standard	100.000	5.36	23144.133	2949.732	98.077	109.3	9.3	NO	0.993	NO	MM
9	9	180223M2_10	Standard	250.000	5.36	51151.543	3016.991	211.931	247.9	-0.9	NO	0.993	NO	MM
10	10	180223M2_11	Standard	500.000	5.35	95622.867	2834.259	421.728	553.7	10.7	NO	0.993	NO	MMX

Dataset: F:\Projects\PFAS.PRO\Results\180223M2\180223M2-CRV.qld

Last Altered: Saturday, February 24, 2018 14:25:54 Pacific Standard Time
Printed: Saturday, February 24, 2018 15:02:36 Pacific Standard Time

Compound name: N-MeFOSAA
Coefficient of Determination: R^2 = 0.999586
Calibration curve: -0.000628442 * x^2 + 1.4673 * x + -0.113739
Response type: Internal Std (Ref 45), Area * (IS Conc. / IS Area)
Curve type: 2nd Order, Origin: Include, Weighting: 1/x, Axis trans: None

	#	Name	Type	Std. Conc	RT	Area	IS Area	Response	Conc.	%Dev	Conc. Flag	CoD	CoD Flag	x=excluded
1	1	180223M2_2	Standard	0.250	5.49	99.628	5198.102	0.240	0.2	-3.7	NO	1.000	NO	bb
2	2	180223M2_3	Standard	0.500	5.48	335.708	6384.052	0.657	0.5	5.1	NO	1.000	NO	bb
3	3	180223M2_4	Standard	1.000	5.47	444.340	5632.673	0.986	0.7	-25.0	NO	1.000	NO	bb
4	4	180223M2_5	Standard	2.000	5.47	1114.703	5677.819	2.454	1.8	-12.4	NO	1.000	NO	bb
5	5	180223M2_6	Standard	5.000	5.46	3141.861	5485.288	7.160	5.0	-0.6	NO	1.000	NO	bd
6	6	180223M2_7	Standard	10.000	5.46	6973.881	5550.503	15.706	10.8	8.3	NO	1.000	NO	bd
7	7	180223M2_8	Standard	50.000	5.46	31655.025	5726.298	69.100	48.2	-3.7	NO	1.000	NO	MM
8	8	180223M2_9	Standard	100.000	5.45	61550.262	5473.163	140.573	100.2	0.2	NO	1.000	NO	MM
9	9	180223M2_10	Standard	250.000	5.45	128722.250	4863.641	330.828	252.9	1.2	NO	1.000	NO	bb
10	10	180223M2_11	Standard	500.000	5.44	236305.719	5137.799	574.920	498.2	-0.4	NO	1.000	NO	MM

Compound name: N-EtFOSAA
Coefficient of Determination: R^2 = 0.998718
Calibration curve: -0.000199362 * x^2 + 1.03486 * x + -0.0695315
Response type: Internal Std (Ref 46), Area * (IS Conc. / IS Area)
Curve type: 2nd Order, Origin: Include, Weighting: 1/x, Axis trans: None

	#	Name	Type	Std. Conc	RT	Area	IS Area	Response	Conc.	%Dev	Conc. Flag	CoD	CoD Flag	x=excluded
1	1	180223M2_2	Standard	0.250	5.64	54.755	5756.507	0.119	0.2	-27.2	NO	0.999	NO	MM
2	2	180223M2_3	Standard	0.500	5.63	257.988	6163.200	0.523	0.6	14.6	NO	0.999	NO	bb
3	3	180223M2_4	Standard	1.000	5.63	411.587	5975.067	0.861	0.9	-10.1	NO	0.999	NO	bb
4	4	180223M2_5	Standard	2.000	5.62	981.101	6363.104	1.927	1.9	-3.5	NO	0.999	NO	bb
5	5	180223M2_6	Standard	5.000	5.61	2461.626	6396.435	4.811	4.7	-5.6	NO	0.999	NO	MM
6	6	180223M2_7	Standard	10.000	5.61	5035.801	5793.234	10.866	10.6	5.9	NO	0.999	NO	MM
7	7	180223M2_8	Standard	50.000	5.61	25748.422	6709.200	47.972	46.8	-6.3	NO	0.999	NO	bb
8	8	180223M2_9	Standard	100.000	5.61	48590.039	5571.087	109.023	107.6	7.6	NO	0.999	NO	MM
9	9	180223M2_10	Standard	250.000	5.60	100336.977	5236.398	239.518	242.9	-2.8	NO	0.999	NO	MM
10	10	180223M2_11	Standard	500.000	5.59	176161.453	4688.654	469.648	502.5	0.5	NO	0.999	NO	MM

Dataset: F:\Projects\PFAS.PRO\Results\180223M2\180223M2-CRV.qld

Last Altered: Saturday, February 24, 2018 14:25:54 Pacific Standard Time
Printed: Saturday, February 24, 2018 15:02:36 Pacific Standard Time

Compound name: PFUdA
Coefficient of Determination: R^2 = 0.998490
Calibration curve: -0.000142688 * x^2 + 0.997726 * x + -0.0345748
Response type: Internal Std (Ref 47), Area * (IS Conc. / IS Area)
Curve type: 2nd Order, Origin: Exclude, Weighting: 1/x, Axis trans: None

	#	Name	Type	Std. Conc	RT	Area	IS Area	Response	Conc.	%Dev	Conc. Flag	CoD	CoD Flag	x=excluded
1	1	180223M2_2	Standard	0.250	5.66	347.438	17449.221	0.249	0.3	13.6	NO	0.998	NO	bb
2	2	180223M2_3	Standard	0.500	5.65	753.906	16399.930	0.575	0.6	22.1	NO	0.998	NO	bb
3	3	180223M2_4	Standard	1.000	5.65	1230.514	22020.176	0.699	0.7	-26.5	NO	0.998	NO	bb
4	4	180223M2_5	Standard	2.000	5.64	2825.846	17521.639	2.016	2.1	2.8	NO	0.998	NO	MM
5	5	180223M2_6	Standard	5.000	5.63	7498.060	21186.348	4.424	4.5	-10.6	NO	0.998	NO	MM
6	6	180223M2_7	Standard	10.000	5.63	13974.505	17103.736	10.213	10.3	2.9	NO	0.998	NO	MM
7	7	180223M2_8	Standard	50.000	5.63	81184.531	20966.855	48.401	48.9	-2.2	NO	0.998	NO	bb
8	8	180223M2_9	Standard	100.000	5.62	132318.422	17945.148	92.169	93.7	-6.3	NO	0.998	NO	MM
9	9	180223M2_10	Standard	250.000	5.62	319691.563	15801.903	252.890	263.4	5.4	NO	0.998	NO	MM
10	10	180223M2_11	Standard	500.000	5.61	606530.375	16543.363	458.288	494.3	-1.1	NO	0.998	NO	MM

Compound name: PFDS
Coefficient of Determination: R^2 = 0.997963
Calibration curve: -3.99958e-005 * x^2 + 0.228034 * x + 0.0324945
Response type: Internal Std (Ref 47), Area * (IS Conc. / IS Area)
Curve type: 2nd Order, Origin: Exclude, Weighting: 1/x, Axis trans: None

	#	Name	Type	Std. Conc	RT	Area	IS Area	Response	Conc.	%Dev	Conc. Flag	CoD	CoD Flag	x=excluded
1	1	180223M2_2	Standard	0.250	5.70	53.934	17449.221	0.039	0.0	-89.2	YES	0.998	NO	MMX
2	2	180223M2_3	Standard	0.500	5.69	210.149	16399.930	0.160	0.6	12.0	NO	0.998	NO	bb
3	3	180223M2_4	Standard	1.000	5.69	432.440	22020.176	0.245	0.9	-6.6	NO	0.998	NO	bb
4	4	180223M2_5	Standard	2.000	5.68	708.292	17521.639	0.505	2.1	3.7	NO	0.998	NO	bb
5	5	180223M2_6	Standard	5.000	5.68	1704.445	21186.348	1.006	4.3	-14.6	NO	0.998	NO	bb
6	6	180223M2_7	Standard	10.000	5.67	3600.754	17103.736	2.632	11.4	14.2	NO	0.998	NO	MM
7	7	180223M2_8	Standard	50.000	5.67	17351.479	20966.855	10.345	45.6	-8.8	NO	0.998	NO	bb
8	8	180223M2_9	Standard	100.000	5.66	30838.059	17945.148	21.481	95.7	-4.3	NO	0.998	NO	bb
9	9	180223M2_10	Standard	250.000	5.66	72709.148	15801.903	57.516	264.3	5.7	NO	0.998	NO	MM
10	10	180223M2_11	Standard	500.000	5.65	136116.656	16543.363	102.848	493.6	-1.3	NO	0.998	NO	MM

Dataset: F:\Projects\PFAS.PRO\Results\180223M2\180223M2-CRV.qld

Last Altered: Saturday, February 24, 2018 14:25:54 Pacific Standard Time
Printed: Saturday, February 24, 2018 15:02:36 Pacific Standard Time

Compound name: PFDoA
Coefficient of Determination: R^2 = 0.998033
Calibration curve: -0.0012913 * x^2 + 1.24219 * x + 0.0636017
Response type: Internal Std (Ref 48), Area * (IS Conc. / IS Area)
Curve type: 2nd Order, Origin: Exclude, Weighting: 1/x, Axis trans: None

	#	Name	Type	Std. Conc	RT	Area	IS Area	Response	Conc.	%Dev	Conc. Flag	CoD	CoD Flag	x=excluded
1	1	180223M2_2	Standard	0.250	5.93	528.793	16008.225	0.413	0.3	12.5	NO	0.998	NO	MM
2	2	180223M2_3	Standard	0.500	5.93	1191.538	17627.105	0.845	0.6	25.9	NO	0.998	NO	bb
3	3	180223M2_4	Standard	1.000	5.92	1666.373	18482.838	1.127	0.9	-14.3	NO	0.998	NO	bb
4	4	180223M2_5	Standard	2.000	5.92	2596.348	16547.289	1.961	1.5	-23.5	NO	0.998	NO	MM
5	5	180223M2_6	Standard	5.000	5.91	8501.178	16643.861	6.385	5.1	2.3	NO	0.998	NO	MM
6	6	180223M2_7	Standard	10.000	5.91	18954.332	19445.568	12.184	9.9	-1.4	NO	0.998	NO	MM
7	7	180223M2_8	Standard	50.000	5.90	75321.414	16968.471	55.486	46.9	-6.2	NO	0.998	NO	MM
8	8	180223M2_9	Standard	100.000	5.90	151858.688	16231.396	116.948	105.7	5.7	NO	0.998	NO	MM
9	9	180223M2_10	Standard	250.000	5.90	301431.188	16498.746	228.374	247.4	-1.0	NO	0.998	NO	MM
10	10	180223M2_11	Standard	500.000	5.89	616483.125	14168.727	543.877			NO	0.998	NO	MMXI

Compound name: N-MeFOSA
Correlation coefficient: r = 0.996917, r^2 = 0.993844
Calibration curve: 0.975518 * x + 0.567329
Response type: Internal Std (Ref 49), Area * (IS Conc. / IS Area)
Curve type: Linear, Origin: Include, Weighting: 1/x, Axis trans: None

	#	Name	Type	Std. Conc	RT	Area	IS Area	Response	Conc.	%Dev	Conc. Flag	CoD	CoD Flag	x=excluded
1	1	180223M2_2	Standard	1.250	5.90	218.667	19055.854	1.721	1.2	-5.4	NO	0.994	NO	bb
2	2	180223M2_3	Standard	2.500	5.89	397.047	19384.064	3.072	2.6	2.7	NO	0.994	NO	bb
3	3	180223M2_4	Standard	5.000	5.89	671.403	18950.740	5.314	4.9	-2.7	NO	0.994	NO	bb
4	4	180223M2_5	Standard	10.000	5.89	1465.951	18546.982	11.856	11.6	15.7	NO	0.994	NO	bb
5	5	180223M2_6	Standard	25.000	5.88	3427.968	19891.561	25.850	25.9	3.7	NO	0.994	NO	MM
6	6	180223M2_7	Standard	50.000	5.88	6919.923	19370.273	53.587	54.3	8.7	NO	0.994	NO	MM
7	7	180223M2_8	Standard	250.000	5.89	33144.297	18153.688	273.864	280.2	12.1	NO	0.994	NO	MM
8	8	180223M2_9	Standard	500.000	5.88	64133.785	17413.877	552.437	565.7	13.1	NO	0.994	NO	MM
9	9	180223M2_10	Standard	1250.000	5.88	138206.406	16134.918	1284.851	1316.5	5.3	NO	0.994	NO	MM
10	10	180223M2_11	Standard	2500.000	5.87	243261.438	16043.392	2274.408	2330.9	-6.8	NO	0.994	NO	MM

Dataset: F:\Projects\PFAS.PRO\Results\180223M2\180223M2-CRV.qld

Last Altered: Saturday, February 24, 2018 14:25:54 Pacific Standard Time
Printed: Saturday, February 24, 2018 15:02:36 Pacific Standard Time

Compound name: PFTrDA
Coefficient of Determination: R^2 = 0.992640
Calibration curve: 0.000243795 * x^2 + 1.29928 * x + 0.193786
Response type: Internal Std (Ref 48), Area * (IS Conc. / IS Area)
Curve type: 2nd Order, Origin: Exclude, Weighting: 1/x, Axis trans: None

	#	Name	Type	Std. Conc	RT	Area	IS Area	Response	Conc.	%Dev	Conc. Flag	CoD	CoD Flag	x=excluded
1	1	180223M2_2	Standard	0.250	6.17	544.425	16008.225	0.425	0.2	-28.8	NO	0.993	NO	bb
2	2	180223M2_3	Standard	0.500	6.17	1004.348	17627.105	0.712	0.4	-20.2	NO	0.993	NO	bb
3	3	180223M2_4	Standard	1.000	6.16	1867.087	18482.838	1.263	0.8	-17.7	NO	0.993	NO	MM
4	4	180223M2_5	Standard	2.000	6.16	4592.027	16547.289	3.469	2.5	26.0	NO	0.993	NO	bb
5	5	180223M2_6	Standard	5.000	6.15	9779.459	16643.861	7.345	5.5	10.0	NO	0.993	NO	MM
6	6	180223M2_7	Standard	10.000	6.15	23374.357	19445.568	15.026	11.4	13.9	NO	0.993	NO	MM
7	7	180223M2_8	Standard	50.000	6.15	107843.930	16968.471	79.444	60.3	20.6	NO	0.993	NO	MM
8	8	180223M2_9	Standard	100.000	6.14	182194.375	16231.396	140.310	105.7	5.7	NO	0.993	NO	MM
9	9	180223M2_10	Standard	250.000	6.14	393267.688	16498.746	297.953	220.1	-12.0	NO	0.993	NO	MM
10	10	180223M2_11	Standard	500.000	6.13	826281.750	14168.727	728.966	511.8	2.4	NO	0.993	NO	MM

Compound name: PFTeDA
Coefficient of Determination: R^2 = 0.999184
Calibration curve: -0.000685159 * x^2 + 1.90514 * x + 0.394291
Response type: Internal Std (Ref 50), Area * (IS Conc. / IS Area)
Curve type: 2nd Order, Origin: Exclude, Weighting: 1/x, Axis trans: None

	#	Name	Type	Std. Conc	RT	Area	IS Area	Response	Conc.	%Dev	Conc. Flag	CoD	CoD Flag	x=excluded
1	1	180223M2_2	Standard	0.250	6.37	330.598	8178.276	0.505	0.1	-76.7	YES	0.999	NO	bbX
2	2	180223M2_3	Standard	0.500	6.36	784.684	8107.277	1.210	0.4	-14.4	NO	0.999	NO	bb
3	3	180223M2_4	Standard	1.000	6.36	1743.457	9827.413	2.218	1.0	-4.3	NO	0.999	NO	bb
4	4	180223M2_5	Standard	2.000	6.36	3152.000	9354.263	4.212	2.0	0.3	NO	0.999	NO	MM
5	5	180223M2_6	Standard	5.000	6.35	7609.335	9190.976	10.349	5.2	4.7	NO	0.999	NO	MM
6	6	180223M2_7	Standard	10.000	6.35	15382.946	8969.756	21.437	11.1	10.9	NO	0.999	NO	MM
7	7	180223M2_8	Standard	50.000	6.35	87217.063	10824.569	100.717	53.7	7.4	NO	0.999	NO	MM
8	8	180223M2_9	Standard	100.000	6.34	144722.859	10167.371	177.926	96.5	-3.5	NO	0.999	NO	MM
9	9	180223M2_10	Standard	250.000	6.33	326236.063	9551.083	426.962	245.6	-1.8	NO	0.999	NO	MM
10	10	180223M2_11	Standard	500.000	6.33	579506.750	9220.446	785.627	503.2	0.6	NO	0.999	NO	MM

Vista Analytical Laboratory

Dataset: F:\Projects\PFAS.PRO\Results\180223M2\180223M2-CRV.qld

Last Altered: Saturday, February 24, 2018 14:25:54 Pacific Standard Time
Printed: Saturday, February 24, 2018 15:02:36 Pacific Standard Time

Compound name: N-EtFOSA
Coefficient of Determination: R^2 = 0.999674
Calibration curve: -3.4639e-005 * x^2 + 0.952598 * x + 0.0623023
Response type: Internal Std (Ref 51), Area * (IS Conc. / IS Area)
Curve type: 2nd Order, Origin: Exclude, Weighting: 1/x, Axis trans: None

	#	Name	Type	Std. Conc	RT	Area	IS Area	Response	Conc.	%Dev	Conc. Flag	CoD	CoD Flag	x=excluded
1	1	180223M2_2	Standard	1.250	6.25	230.577	26161.914	1.322	1.3	5.8	NO	1.000	NO	bb
2	2	180223M2_3	Standard	2.500	6.25	423.104	27892.309	2.275	2.3	-7.1	NO	1.000	NO	bb
3	3	180223M2_4	Standard	5.000	6.25	871.770	26069.443	5.016	5.2	4.0	NO	1.000	NO	MM
4	4	180223M2_5	Standard	10.000	6.24	1785.388	26967.154	9.931	10.4	3.6	NO	1.000	NO	bb
5	5	180223M2_6	Standard	25.000	6.24	3995.354	26622.256	22.511	23.6	-5.7	NO	1.000	NO	MM
6	6	180223M2_7	Standard	50.000	6.24	8782.707	26964.436	48.857	51.3	2.6	NO	1.000	NO	MM
7	7	180223M2_8	Standard	250.000	6.24	42762.066	28178.416	227.632	241.0	-3.6	NO	1.000	NO	MM
8	8	180223M2_9	Standard	500.000	6.24	78725.813	25677.367	459.894	491.5	-1.7	NO	1.000	NO	MM
9	9	180223M2_10	Standard	1250.000	6.24	175736.688	22653.119	1163.659	1281.2	2.5	NO	1.000	NO	MM
10	10	180223M2_11	Standard	2500.000	6.23	309995.219	21587.748	2153.966	2485.8	-0.6	NO	1.000	NO	MM

Compound name: PFHxDA
Coefficient of Determination: R^2 = 0.998113
Calibration curve: -0.000151164 * x^2 + 0.485277 * x + 0.163056
Response type: Internal Std (Ref 52), Area * (IS Conc. / IS Area)
Curve type: 2nd Order, Origin: Exclude, Weighting: 1/x, Axis trans: None

	#	Name	Type	Std. Conc	RT	Area	IS Area	Response	Conc.	%Dev	Conc. Flag	CoD	CoD Flag	x=excluded
1	1	180223M2_2	Standard	0.250	6.66	147.127	4074.456	0.181	0.0	-85.6	YES	0.998	NO	bbX
2	2	180223M2_3	Standard	0.500	6.66	337.876	4817.657	0.351	0.4	-22.7	NO	0.998	NO	bb
3	3	180223M2_4	Standard	1.000	6.65	625.696	5473.904	0.572	0.8	-15.8	NO	0.998	NO	bb
4	4	180223M2_5	Standard	2.000	6.65	1173.806	4935.974	1.189	2.1	5.8	NO	0.998	NO	bb
5	5	180223M2_6	Standard	5.000	6.64	2766.500	4845.384	2.855	5.6	11.1	NO	0.998	NO	bb
6	6	180223M2_7	Standard	10.000	6.64	6122.778	4786.577	6.396	12.9	29.0	NO	0.998	NO	bd
7	7	180223M2_8	Standard	50.000	6.64	26221.250	5688.850	23.046	47.9	-4.3	NO	0.998	NO	MM
8	8	180223M2_9	Standard	100.000	6.63	53361.734	5940.031	44.917	95.0	-5.0	NO	0.998	NO	MM
9	9	180223M2_10	Standard	250.000	6.63	121823.742	5327.131	114.343	255.6	2.3	NO	0.998	NO	MM
10	10	180223M2_11	Standard	500.000	6.62	203721.203	4983.928	204.378	498.1	-0.4	NO	0.998	NO	MM

Dataset: F:\Projects\PFAS.PRO\Results\180223M2\180223M2-CRV.qld

Last Altered: Saturday, February 24, 2018 14:25:54 Pacific Standard Time
Printed: Saturday, February 24, 2018 15:02:36 Pacific Standard Time

Compound name: PFODA
Coefficient of Determination: R^2 = 0.998576
Calibration curve: -0.000242134 * x^2 + 0.624455 * x + 0.0266043
Response type: Internal Std (Ref 52), Area * (IS Conc. / IS Area)
Curve type: 2nd Order, Origin: Include, Weighting: 1/x, Axis trans: None

	#	Name	Type	Std. Conc	RT	Area	IS Area	Response	Conc.	%Dev	Conc. Flag	CoD	CoD Flag	x=excluded
1	1	180223M2_2	Standard	0.250	6.87	137.937	4074.456	0.169	0.2	-8.6	NO	0.999	NO	bb
2	2	180223M2_3	Standard	0.500	6.87	299.334	4817.657	0.311	0.5	-9.0	NO	0.999	NO	bb
3	3	180223M2_4	Standard	1.000	6.87	628.206	5473.904	0.574	0.9	-12.3	NO	0.999	NO	bb
4	4	180223M2_5	Standard	2.000	6.86	1420.559	4935.974	1.439	2.3	13.2	NO	0.999	NO	bb
5	5	180223M2_6	Standard	5.000	6.86	3442.310	4845.384	3.552	5.7	13.2	NO	0.999	NO	bb
6	6	180223M2_7	Standard	10.000	6.85	7173.526	4786.577	7.493	12.0	20.1	NO	0.999	NO	MM
7	7	180223M2_8	Standard	50.000	6.85	36970.691	5688.850	32.494	53.1	6.2	NO	0.999	NO	MM
8	8	180223M2_9	Standard	100.000	6.85	68392.031	5940.031	57.569	95.7	-4.3	NO	0.999	NO	bb
9	9	180223M2_10	Standard	250.000	6.85	147352.781	5327.131	138.304	244.6	-2.1	NO	0.999	NO	MM
10	10	180223M2_11	Standard	500.000	6.84	252539.844	4983.928	253.354	504.3	0.9	NO	0.999	NO	MM

Compound name: N-MeFOSE
Correlation coefficient: r = 0.998304, r^2 = 0.996610
Calibration curve: 1.11097 * x + -0.433627
Response type: Internal Std (Ref 53), Area * (IS Conc. / IS Area)
Curve type: Linear, Origin: Exclude, Weighting: 1/x, Axis trans: None

	#	Name	Type	Std. Conc	RT	Area	IS Area	Response	Conc.	%Dev	Conc. Flag	CoD	CoD Flag	x=excluded
1	1	180223M2_2	Standard	1.250	6.33	163.306	18932.660	1.294	1.6	24.4	NO	0.997	NO	bb
2	2	180223M2_3	Standard	2.500	6.34	282.146	19431.711	2.178	2.4	-6.0	NO	0.997	NO	bb
3	3	180223M2_4	Standard	5.000	6.34	566.804	17936.891	4.740	4.7	-6.9	NO	0.997	NO	bb
4	4	180223M2_5	Standard	10.000	6.33	1807.406	20440.525	13.263	12.3	23.3	NO	0.997	NO	bb
5	5	180223M2_6	Standard	25.000	6.33	3926.176	22903.383	25.714	23.5	-5.9	NO	0.997	NO	MM
6	6	180223M2_7	Standard	50.000	6.33	7051.302	21668.443	48.813	44.3	-11.3	NO	0.997	NO	MM
7	7	180223M2_8	Standard	250.000	6.33	36058.859	22620.521	239.112	215.6	-13.8	NO	0.997	NO	MM
8	8	180223M2_9	Standard	500.000	6.33	72020.438	21697.508	497.894	448.6	-10.3	NO	0.997	NO	bb
9	9	180223M2_10	Standard	1250.000	6.33	178257.813	18251.301	1465.028	1319.1	5.5	NO	0.997	NO	MM
10	10	180223M2_11	Standard	2500.000	6.33	301537.500	16147.198	2801.144	2521.7	0.9	NO	0.997	NO	MM

Dataset: F:\Projects\PFAS.PRO\Results\180223M2\180223M2-CRV.qld

Last Altered: Saturday, February 24, 2018 14:25:54 Pacific Standard Time
Printed: Saturday, February 24, 2018 15:02:36 Pacific Standard Time

Compound name: N-EtFOSE
Coefficient of Determination: R^2 = 0.998481
Calibration curve: -3.91622e-005 * x^2 + 1.2409 * x + -0.114301
Response type: Internal Std (Ref 54), Area * (IS Conc. / IS Area)
Curve type: 2nd Order, Origin: Exclude, Weighting: 1/x, Axis trans: None

	#	Name	Type	Std. Conc	RT	Area	IS Area	Response	Conc.	%Dev	Conc. Flag	CoD	CoD Flag	x=excluded
1	1	180223M2_2	Standard	1.250	6.49	232.871	19096.873	1.829	1.6	25.3	NO	0.998	NO	bb
2	2	180223M2_3	Standard	2.500	6.49	356.432	17735.814	3.015	2.5	0.9	NO	0.998	NO	bb
3	3	180223M2_4	Standard	5.000	6.49	741.883	18738.473	5.939	4.9	-2.4	NO	0.998	NO	MM
4	4	180223M2_5	Standard	10.000	6.48	1207.089	17697.469	10.231	8.3	-16.6	NO	0.998	NO	MM
5	5	180223M2_6	Standard	25.000	6.48	3318.386	16744.076	29.727	24.1	-3.7	NO	0.998	NO	bb
6	6	180223M2_7	Standard	50.000	6.48	7148.012	17484.357	61.323	49.6	-0.8	NO	0.998	NO	MM
7	7	180223M2_8	Standard	250.000	6.48	36253.969	19538.750	278.324	226.0	-9.6	NO	0.998	NO	MM
8	8	180223M2_9	Standard	500.000	6.48	72051.141	16355.551	660.795	541.9	8.4	NO	0.998	NO	MM
9	9	180223M2_10	Standard	1250.000	6.48	157680.047	16099.970	1469.071	1231.9	-1.5	NO	0.998	NO	MM
10	10	180223M2_11	Standard	2500.000	6.48	316524.063	16597.168	2860.645	2503.1	0.1	NO	0.998	NO	MM

Compound name: 13C3-PFBA
Response Factor: 0.891977
RRF SD: 0.0211288, Relative SD: 2.36876
Response type: Internal Std (Ref 55), Area * (IS Conc. / IS Area)
Curve type: RF

	#	Name	Type	Std. Conc	RT	Area	IS Area	Response	Conc.	%Dev	Conc. Flag	CoD	CoD Flag	x=excluded
1	1	180223M2_2	Standard	12.500	1.69	10949.311	12932.892	10.583	11.9	-5.1	NO		NO	bb
2	2	180223M2_3	Standard	12.500	1.69	11479.930	13127.025	10.932	12.3	-2.0	NO		NO	MM
3	3	180223M2_4	Standard	12.500	1.68	11241.304	12462.627	11.275	12.6	1.1	NO		NO	MM
4	4	180223M2_5	Standard	12.500	1.68	11600.494	12742.151	11.380	12.8	2.1	NO		NO	MM
5	5	180223M2_6	Standard	12.500	1.67	11665.292	12841.889	11.355	12.7	1.8	NO		NO	MM
6	6	180223M2_7	Standard	12.500	1.66	11560.021	13146.962	10.991	12.3	-1.4	NO		NO	MM
7	7	180223M2_8	Standard	12.500	1.66	11996.009	13431.110	11.164	12.5	0.1	NO		NO	MM
8	8	180223M2_9	Standard	12.500	1.66	11671.000	12748.681	11.443	12.8	2.6	NO		NO	MM
9	9	180223M2_10	Standard	12.500	1.65	10877.753	12297.072	11.057	12.4	-0.8	NO		NO	MM
10	10	180223M2_11	Standard	12.500	1.65	11027.050	12179.933	11.317	12.7	1.5	NO		NO	bb

Dataset: F:\Projects\PFAS.PRO\Results\180223M2\180223M2-CRV.qld

Last Altered: Saturday, February 24, 2018 14:25:54 Pacific Standard Time
Printed: Saturday, February 24, 2018 15:02:36 Pacific Standard Time

Compound name: 13C3-PFPeA
Response Factor: 0.919318
RRF SD: 0.0534743, Relative SD: 5.81674
Response type: Internal Std (Ref 56), Area * (IS Conc. / IS Area)
Curve type: RF

	#	Name	Type	Std. Conc	RT	Area	IS Area	Response	Conc.	%Dev	Conc. Flag	CoD	CoD Flag	x=excluded
1	1	180223M2_2	Standard	12.500	2.66	12651.436	14188.003	11.146	12.1	-3.0	NO		NO	MM
2	2	180223M2_3	Standard	12.500	2.65	12395.387	13914.073	11.136	12.1	-3.1	NO		NO	MM
3	3	180223M2_4	Standard	12.500	2.64	13209.451	13294.593	12.420	13.5	8.1	NO		NO	MM
4	4	180223M2_5	Standard	12.500	2.64	12083.991	13740.155	10.993	12.0	-4.3	NO		NO	MM
5	5	180223M2_6	Standard	12.500	2.63	13198.086	14652.062	11.260	12.2	-2.0	NO		NO	MM
6	6	180223M2_7	Standard	12.500	2.63	13077.555	13686.169	11.944	13.0	3.9	NO		NO	MM
7	7	180223M2_8	Standard	12.500	2.63	12931.034	14175.378	11.403	12.4	-0.8	NO		NO	MM
8	8	180223M2_9	Standard	12.500	2.63	12274.772	14044.191	10.925	11.9	-4.9	NO		NO	MM
9	9	180223M2_10	Standard	12.500	2.61	11210.409	12870.581	10.888	11.8	-5.3	NO		NO	MM
10	10	180223M2_11	Standard	12.500	2.61	11693.768	11419.355	12.800	13.9	11.4	NO		NO	MM

Compound name: 13C3-PFBS
Response Factor: 0.115992
RRF SD: 0.00620626, Relative SD: 5.35058
Response type: Internal Std (Ref 56), Area * (IS Conc. / IS Area)
Curve type: RF

	#	Name	Type	Std. Conc	RT	Area	IS Area	Response	Conc.	%Dev	Conc. Flag	CoD	CoD Flag	x=excluded
1	1	180223M2_2	Standard	12.500	2.92	1601.364	14188.003	1.411	12.2	-2.7	NO		NO	bb
2	2	180223M2_3	Standard	12.500	2.91	1726.544	13914.073	1.551	13.4	7.0	NO		NO	bb
3	3	180223M2_4	Standard	12.500	2.91	1498.393	13294.593	1.409	12.1	-2.8	NO		NO	bb
4	4	180223M2_5	Standard	12.500	2.90	1530.177	13740.155	1.392	12.0	-4.0	NO		NO	bb
5	5	180223M2_6	Standard	12.500	2.90	1665.529	14652.062	1.421	12.2	-2.0	NO		NO	MM
6	6	180223M2_7	Standard	12.500	2.89	1660.664	13686.169	1.517	13.1	4.6	NO		NO	bb
7	7	180223M2_8	Standard	12.500	2.89	1597.164	14175.378	1.408	12.1	-2.9	NO		NO	bb
8	8	180223M2_9	Standard	12.500	2.89	1626.873	14044.191	1.448	12.5	-0.1	NO		NO	bb
9	9	180223M2_10	Standard	12.500	2.88	1389.790	12870.581	1.350	11.6	-6.9	NO		NO	bb
10	10	180223M2_11	Standard	12.500	2.87	1454.756	11419.355	1.592	13.7	9.8	NO		NO	MM

Dataset: F:\Projects\PFAS.PRO\Results\180223M2\180223M2-CRV.qld

Last Altered: Saturday, February 24, 2018 14:25:54 Pacific Standard Time
Printed: Saturday, February 24, 2018 15:02:36 Pacific Standard Time

Compound name: 13C2-PFHxA
Response Factor: 0.73241
RRF SD: 0.0334222, Relative SD: 4.56332
Response type: Internal Std (Ref 56), Area * (IS Conc. / IS Area)
Curve type: RF

	#	Name	Type	Std. Conc	RT	Area	IS Area	Response	Conc.	%Dev	Conc. Flag	CoD	CoD Flag	x=excluded
1	1	180223M2_2	Standard	5.000	3.42	4345.355	14188.003	3.828	5.2	4.5	NO		NO	MM
2	2	180223M2_3	Standard	5.000	3.41	4100.680	13914.073	3.684	5.0	0.6	NO		NO	bb
3	3	180223M2_4	Standard	5.000	3.41	4010.978	13294.593	3.771	5.1	3.0	NO		NO	bb
4	4	180223M2_5	Standard	5.000	3.40	3757.924	13740.155	3.419	4.7	-6.6	NO		NO	bb
5	5	180223M2_6	Standard	5.000	3.39	4281.486	14652.062	3.653	5.0	-0.3	NO		NO	bb
6	6	180223M2_7	Standard	5.000	3.39	3785.156	13686.169	3.457	4.7	-5.6	NO		NO	bb
7	7	180223M2_8	Standard	5.000	3.39	4268.203	14175.378	3.764	5.1	2.8	NO		NO	bb
8	8	180223M2_9	Standard	5.000	3.38	4212.930	14044.191	3.750	5.1	2.4	NO		NO	bb
9	9	180223M2_10	Standard	5.000	3.38	3535.379	12870.581	3.434	4.7	-6.2	NO		NO	MM
10	10	180223M2_11	Standard	5.000	3.37	3527.607	11419.355	3.861	5.3	5.4	NO		NO	bb

Compound name: 13C4-PFHpA
Response Factor: 0.716912
RRF SD: 0.0717018, Relative SD: 10.0015
Response type: Internal Std (Ref 56), Area * (IS Conc. / IS Area)
Curve type: RF

	#	Name	Type	Std. Conc	RT	Area	IS Area	Response	Conc.	%Dev	Conc. Flag	CoD	CoD Flag	x=excluded
1	1	180223M2_2	Standard	12.500	4.04	9074.987	14188.003	7.995	11.2	-10.8	NO		NO	MM
2	2	180223M2_3	Standard	12.500	4.03	10955.203	13914.073	9.842	13.7	9.8	NO		NO	bb
3	3	180223M2_4	Standard	12.500	4.03	11824.091	13294.593	11.117	15.5	24.1	NO		NO	bb
4	4	180223M2_5	Standard	12.500	4.02	9718.132	13740.155	8.841	12.3	-1.3	NO		NO	MM
5	5	180223M2_6	Standard	12.500	4.01	10164.811	14652.062	8.672	12.1	-3.2	NO		NO	MM
6	6	180223M2_7	Standard	12.500	4.01	9817.713	13686.169	8.967	12.5	0.1	NO		NO	bb
7	7	180223M2_8	Standard	12.500	4.00	9506.732	14175.378	8.383	11.7	-6.5	NO		NO	bb
8	8	180223M2_9	Standard	12.500	4.00	9542.454	14044.191	8.493	11.8	-5.2	NO		NO	MM
9	9	180223M2_10	Standard	12.500	3.99	8783.848	12870.581	8.531	11.9	-4.8	NO		NO	MM
10	10	180223M2_11	Standard	12.500	3.99	8014.083	11419.355	8.772	12.2	-2.1	NO		NO	MM

Dataset: F:\Projects\PFAS.PRO\Results\180223M2\180223M2-CRV.qld

Last Altered: Saturday, February 24, 2018 14:25:54 Pacific Standard Time
Printed: Saturday, February 24, 2018 15:02:36 Pacific Standard Time

Compound name: 18O2-PFHxS
Response Factor: 0.367793
RRF SD: 0.0323665, Relative SD: 8.8002
Response type: Internal Std (Ref 57), Area * (IS Conc. / IS Area)
Curve type: RF

	#	Name	Type	Std. Conc	RT	Area	IS Area	Response	Conc.	%Dev	Conc. Flag	CoD	CoD Flag	x=excluded
1	1	180223M2_2	Standard	12.500	4.18	1315.655	3106.773	5.293	14.4	15.1	NO		NO	bb
2	2	180223M2_3	Standard	12.500	4.17	1378.944	3474.637	4.961	13.5	7.9	NO		NO	bb
3	3	180223M2_4	Standard	12.500	4.17	1105.439	2996.136	4.612	12.5	0.3	NO		NO	bb
4	4	180223M2_5	Standard	12.500	4.15	1234.404	3678.345	4.195	11.4	-8.8	NO		NO	bb
5	5	180223M2_6	Standard	12.500	4.15	1231.385	3266.042	4.713	12.8	2.5	NO		NO	bb
6	6	180223M2_7	Standard	12.500	4.14	1236.902	3211.679	4.814	13.1	4.7	NO		NO	bb
7	7	180223M2_8	Standard	12.500	4.14	1305.135	3587.407	4.548	12.4	-1.1	NO		NO	bb
8	8	180223M2_9	Standard	12.500	4.14	1140.710	3250.014	4.387	11.9	-4.6	NO		NO	bb
9	9	180223M2_10	Standard	12.500	4.13	1013.377	3306.264	3.831	10.4	-16.7	NO		NO	bb
10	10	180223M2_11	Standard	12.500	4.13	1054.809	2853.921	4.620	12.6	0.5	NO		NO	bb

Compound name: 13C2-PFOA
Response Factor: 1.31103
RRF SD: 0.110501, Relative SD: 8.42858
Response type: Internal Std (Ref 58), Area * (IS Conc. / IS Area)
Curve type: RF

	#	Name	Type	Std. Conc	RT	Area	IS Area	Response	Conc.	%Dev	Conc. Flag	CoD	CoD Flag	x=excluded
1	1	180223M2_2	Standard	12.500	4.55	16038.859	12082.043	16.594	12.7	1.3	NO		NO	MM
2	2	180223M2_3	Standard	12.500	4.54	14498.370	12341.627	14.684	11.2	-10.4	NO		NO	MM
3	3	180223M2_4	Standard	12.500	4.53	16334.068	11710.641	17.435	13.3	6.4	NO		NO	MM
4	4	180223M2_5	Standard	12.500	4.53	14861.823	11857.083	15.668	12.0	-4.4	NO		NO	bb
5	5	180223M2_6	Standard	12.500	4.52	15855.884	10780.358	18.385	14.0	12.2	NO		NO	MM
6	6	180223M2_7	Standard	12.500	4.52	15434.582	10732.854	17.976	13.7	9.7	NO		NO	MM
7	7	180223M2_8	Standard	12.500	4.52	14600.954	11766.237	15.511	11.8	-5.3	NO		NO	MM
8	8	180223M2_9	Standard	12.500	4.51	16845.432	12023.046	17.514	13.4	6.9	NO		NO	MM
9	9	180223M2_10	Standard	12.500	4.50	14720.892	11822.896	15.564	11.9	-5.0	NO		NO	MM
10	10	180223M2_11	Standard	12.500	4.50	12676.605	10892.314	14.548	11.1	-11.2	NO		NO	MM

Dataset: F:\Projects\PFAS.PRO\Results\180223M2\180223M2-CRV.qld

Last Altered: Saturday, February 24, 2018 14:25:54 Pacific Standard Time
Printed: Saturday, February 24, 2018 15:02:36 Pacific Standard Time

Compound name: 13C5-PFNA
Response Factor: 0.974421
RRF SD: 0.105717, Relative SD: 10.8492
Response type: Internal Std (Ref 59), Area * (IS Conc. / IS Area)
Curve type: RF

	#	Name	Type	Std. Conc	RT	Area	IS Area	Response	Conc.	%Dev	Conc. Flag	CoD	CoD Flag	x=excluded
1	1	180223M2_2	Standard	12.500	4.97	13504.597	13211.079	12.778	13.1	4.9	NO		NO	MM
2	2	180223M2_3	Standard	12.500	4.97	12649.265	13334.108	11.858	12.2	-2.6	NO		NO	bb
3	3	180223M2_4	Standard	12.500	4.96	13969.429	12030.898	14.514	14.9	19.2	NO		NO	MM
4	4	180223M2_5	Standard	12.500	4.96	14032.124	13314.487	13.174	13.5	8.2	NO		NO	MM
5	5	180223M2_6	Standard	12.500	4.95	10452.933	13229.473	9.877	10.1	-18.9	NO		NO	MM
6	6	180223M2_7	Standard	12.500	4.94	11990.564	13449.695	11.144	11.4	-8.5	NO		NO	MM
7	7	180223M2_8	Standard	12.500	4.94	14257.599	14525.397	12.270	12.6	0.7	NO		NO	MM
8	8	180223M2_9	Standard	12.500	4.94	14062.927	13425.239	13.094	13.4	7.5	NO		NO	MM
9	9	180223M2_10	Standard	12.500	4.93	11419.842	13076.885	10.916	11.2	-10.4	NO		NO	MM
10	10	180223M2_11	Standard	12.500	4.93	11719.382	12027.984	12.179	12.5	-0.0	NO		NO	MM

Compound name: 13C8-PFOSA
Response Factor: 0.187485
RRF SD: 0.0231567, Relative SD: 12.3512
Response type: Internal Std (Ref 62), Area * (IS Conc. / IS Area)
Curve type: RF

	#	Name	Type	Std. Conc	RT	Area	IS Area	Response	Conc.	%Dev	Conc. Flag	CoD	CoD Flag	x=excluded
1	1	180223M2_2	Standard	12.500	5.02	2995.646	17771.223	2.107	11.2	-10.1	NO		NO	MM
2	2	180223M2_3	Standard	12.500	5.02	3608.436	17376.387	2.596	13.8	10.8	NO		NO	MM
3	3	180223M2_4	Standard	12.500	5.01	3206.918	19831.869	2.021	10.8	-13.8	NO		NO	MM
4	4	180223M2_5	Standard	12.500	5.01	3292.697	14715.104	2.797	14.9	19.3	NO		NO	MM
5	5	180223M2_6	Standard	12.500	5.00	3225.573	19509.289	2.067	11.0	-11.8	NO		NO	MM
6	6	180223M2_7	Standard	12.500	5.00	3488.319	15669.887	2.783	14.8	18.7	NO		NO	bb
7	7	180223M2_8	Standard	12.500	5.00	3308.423	19110.447	2.164	11.5	-7.7	NO		NO	MM
8	8	180223M2_9	Standard	12.500	4.99	3079.704	16019.212	2.403	12.8	2.5	NO		NO	bb
9	9	180223M2_10	Standard	12.500	4.99	2803.924	15374.366	2.280	12.2	-2.7	NO		NO	bb
10	10	180223M2_11	Standard	12.500	4.98	2768.524	15601.469	2.218	11.8	-5.4	NO		NO	MM

Dataset: F:\Projects\PFAS.PRO\Results\180223M2\180223M2-CRV.qld

Last Altered: Saturday, February 24, 2018 14:25:54 Pacific Standard Time
Printed: Saturday, February 24, 2018 15:02:36 Pacific Standard Time

Compound name: 13C8-PFOS
Response Factor: 1.07481
RRF SD: 0.116295, Relative SD: 10.8201
Response type: Internal Std (Ref 60), Area * (IS Conc. / IS Area)
Curve type: RF

	#	Name	Type	Std. Conc	RT	Area	IS Area	Response	Conc.	%Dev	Conc. Flag	CoD	CoD Flag	x=excluded
1	1	180223M2_2	Standard	12.500	5.05	3734.501	2873.148	16.247	15.1	20.9	NO		NO	bd
2	2	180223M2_3	Standard	12.500	5.04	3847.172	3490.634	13.777	12.8	2.5	NO		NO	bb
3	3	180223M2_4	Standard	12.500	5.04	3374.317	2989.777	14.108	13.1	5.0	NO		NO	bb
4	4	180223M2_5	Standard	12.500	5.03	3069.772	3432.057	11.181	10.4	-16.8	NO		NO	MM
5	5	180223M2_6	Standard	12.500	5.02	3748.790	3491.873	13.420	12.5	-0.1	NO		NO	bb
6	6	180223M2_7	Standard	12.500	5.02	3065.535	3260.314	11.753	10.9	-12.5	NO		NO	MM
7	7	180223M2_8	Standard	12.500	5.02	3503.183	2980.917	14.690	13.7	9.3	NO		NO	bd
8	8	180223M2_9	Standard	12.500	5.01	2949.732	2889.367	12.761	11.9	-5.0	NO		NO	bb
9	9	180223M2_10	Standard	12.500	5.01	3016.991	2751.678	13.705	12.8	2.0	NO		NO	bb
10	10	180223M2_11	Standard	12.500	5.00	2834.259	2787.523	12.710	11.8	-5.4	NO		NO	bb

Compound name: 13C2-PFDA
Response Factor: 1.01905
RRF SD: 0.108358, Relative SD: 10.6332
Response type: Internal Std (Ref 61), Area * (IS Conc. / IS Area)
Curve type: RF

	#	Name	Type	Std. Conc	RT	Area	IS Area	Response	Conc.	%Dev	Conc. Flag	CoD	CoD Flag	x=excluded
1	1	180223M2_2	Standard	12.500	5.34	14375.415	11441.635	15.705	15.4	23.3	NO		NO	bb
2	2	180223M2_3	Standard	12.500	5.34	12481.175	13839.629	11.273	11.1	-11.5	NO		NO	MM
3	3	180223M2_4	Standard	12.500	5.33	13995.697	15730.928	11.121	10.9	-12.7	NO		NO	MM
4	4	180223M2_5	Standard	12.500	5.32	16421.098	16087.330	12.759	12.5	0.2	NO		NO	MM
5	5	180223M2_6	Standard	12.500	5.32	14791.401	14493.036	12.757	12.5	0.2	NO		NO	MM
6	6	180223M2_7	Standard	12.500	5.31	15242.030	14084.743	13.527	13.3	6.2	NO		NO	MM
7	7	180223M2_8	Standard	12.500	5.31	13344.419	14317.814	11.650	11.4	-8.5	NO		NO	MM
8	8	180223M2_9	Standard	12.500	5.30	14797.779	15401.842	12.010	11.8	-5.7	NO		NO	MM
9	9	180223M2_10	Standard	12.500	5.30	13265.668	12513.781	13.251	13.0	4.0	NO		NO	bb
10	10	180223M2_11	Standard	12.500	5.29	12194.934	11438.349	13.327	13.1	4.6	NO		NO	bb

Dataset: F:\Projects\PFAS.PRO\Results\180223M2\180223M2-CRV.qld

Last Altered: Saturday, February 24, 2018 14:25:54 Pacific Standard Time
Printed: Saturday, February 24, 2018 15:02:36 Pacific Standard Time

Compound name: d3-N-MeFOSAA
Response Factor: 0.325211
RRF SD: 0.0365522, Relative SD: 11.2395
Response type: Internal Std (Ref 62), Area * (IS Conc. / IS Area)
Curve type: RF

	#	Name	Type	Std. Conc	RT	Area	IS Area	Response	Conc.	%Dev	Conc. Flag	CoD	CoD Flag	x=excluded
1	1	180223M2_2	Standard	12.500	5.48	5198.102	17771.223	3.656	11.2	-10.1	NO		NO	bd
2	2	180223M2_3	Standard	12.500	5.48	6384.052	17376.387	4.592	14.1	13.0	NO		NO	bd
3	3	180223M2_4	Standard	12.500	5.47	5632.673	19831.869	3.550	10.9	-12.7	NO		NO	bb
4	4	180223M2_5	Standard	12.500	5.47	5677.819	14715.104	4.823	14.8	18.6	NO		NO	bb
5	5	180223M2_6	Standard	12.500	5.46	5485.288	19509.289	3.515	10.8	-13.5	NO		NO	MM
6	6	180223M2_7	Standard	12.500	5.46	5550.503	15669.887	4.428	13.6	8.9	NO		NO	MM
7	7	180223M2_8	Standard	12.500	5.45	5726.298	19110.447	3.746	11.5	-7.9	NO		NO	MM
8	8	180223M2_9	Standard	12.500	5.45	5473.163	16019.212	4.271	13.1	5.1	NO		NO	MM
9	9	180223M2_10	Standard	12.500	5.44	4863.641	15374.366	3.954	12.2	-2.7	NO		NO	MM
10	10	180223M2_11	Standard	12.500	5.44	5137.799	15601.469	4.116	12.7	1.3	NO		NO	MM

Compound name: d5-N-EtFOSAA
Response Factor: 0.344986
RRF SD: 0.03806, Relative SD: 11.0323
Response type: Internal Std (Ref 62), Area * (IS Conc. / IS Area)
Curve type: RF

	#	Name	Type	Std. Conc	RT	Area	IS Area	Response	Conc.	%Dev	Conc. Flag	CoD	CoD Flag	x=excluded
1	1	180223M2_2	Standard	12.500	5.64	5756.507	17771.223	4.049	11.7	-6.1	NO		NO	bb
2	2	180223M2_3	Standard	12.500	5.63	6163.200	17376.387	4.434	12.9	2.8	NO		NO	MM
3	3	180223M2_4	Standard	12.500	5.63	5975.067	19831.869	3.766	10.9	-12.7	NO		NO	MM
4	4	180223M2_5	Standard	12.500	5.62	6363.104	14715.104	5.405	15.7	25.3	NO		NO	MM
5	5	180223M2_6	Standard	12.500	5.61	6396.435	19509.289	4.098	11.9	-5.0	NO		NO	bb
6	6	180223M2_7	Standard	12.500	5.61	5793.234	15669.887	4.621	13.4	7.2	NO		NO	MM
7	7	180223M2_8	Standard	12.500	5.61	6709.200	19110.447	4.388	12.7	1.8	NO		NO	MM
8	8	180223M2_9	Standard	12.500	5.60	5571.087	16019.212	4.347	12.6	0.8	NO		NO	bb
9	9	180223M2_10	Standard	12.500	5.59	5236.398	15374.366	4.257	12.3	-1.3	NO		NO	MM
10	10	180223M2_11	Standard	12.500	5.59	4688.654	15601.469	3.757	10.9	-12.9	NO		NO	bb

Dataset: F:\Projects\PFAS.PRO\Results\180223M2\180223M2-CRV.qld

Last Altered: Saturday, February 24, 2018 14:25:54 Pacific Standard Time
Printed: Saturday, February 24, 2018 15:02:36 Pacific Standard Time

Compound name: 13C2-PFUdA
Response Factor: 1.07098
RRF SD: 0.0712834, Relative SD: 6.65592
Response type: Internal Std (Ref 62), Area * (IS Conc. / IS Area)
Curve type: RF

	#	Name	Type	Std. Conc	RT	Area	IS Area	Response	Conc.	%Dev	Conc. Flag	CoD	CoD Flag	x=excluded
1	1	180223M2_2	Standard	12.500	5.65	17449.221	17771.223	12.274	11.5	-8.3	NO		NO	MM
2	2	180223M2_3	Standard	12.500	5.65	16399.930	17376.387	11.798	11.0	-11.9	NO		NO	MM
3	3	180223M2_4	Standard	12.500	5.65	22020.176	19831.869	13.879	13.0	3.7	NO		NO	MM
4	4	180223M2_5	Standard	12.500	5.64	17521.639	14715.104	14.884	13.9	11.2	NO		NO	MM
5	5	180223M2_6	Standard	12.500	5.63	21186.348	19509.289	13.575	12.7	1.4	NO		NO	MM
6	6	180223M2_7	Standard	12.500	5.63	17103.736	15669.887	13.644	12.7	1.9	NO		NO	MM
7	7	180223M2_8	Standard	12.500	5.63	20966.855	19110.447	13.714	12.8	2.4	NO		NO	bb
8	8	180223M2_9	Standard	12.500	5.62	17945.148	16019.212	14.003	13.1	4.6	NO		NO	MM
9	9	180223M2_10	Standard	12.500	5.61	15801.903	15374.366	12.848	12.0	-4.0	NO		NO	MM
10	10	180223M2_11	Standard	12.500	5.61	16543.363	15601.469	13.255	12.4	-1.0	NO		NO	MM

Compound name: 13C2-PFDoA
Response Factor: 0.994825
RRF SD: 0.122955, Relative SD: 12.3595
Response type: Internal Std (Ref 62), Area * (IS Conc. / IS Area)
Curve type: RF

	#	Name	Type	Std. Conc	RT	Area	IS Area	Response	Conc.	%Dev	Conc. Flag	CoD	CoD Flag	x=excluded
1	1	180223M2_2	Standard	12.500	5.93	16008.225	17771.223	11.260	11.3	-9.5	NO		NO	MM
2	2	180223M2_3	Standard	12.500	5.93	17627.105	17376.387	12.680	12.7	2.0	NO		NO	MM
3	3	180223M2_4	Standard	12.500	5.92	18482.838	19831.869	11.650	11.7	-6.3	NO		NO	MM
4	4	180223M2_5	Standard	12.500	5.92	16547.289	14715.104	14.056	14.1	13.0	NO		NO	MM
5	5	180223M2_6	Standard	12.500	5.91	16643.861	19509.289	10.664	10.7	-14.2	NO		NO	MM
6	6	180223M2_7	Standard	12.500	5.91	19445.568	15669.887	15.512	15.6	24.7	NO		NO	bb
7	7	180223M2_8	Standard	12.500	5.91	16968.471	19110.447	11.099	11.2	-10.7	NO		NO	bb
8	8	180223M2_9	Standard	12.500	5.90	16231.396	16019.212	12.666	12.7	1.9	NO		NO	MM
9	9	180223M2_10	Standard	12.500	5.89	16498.746	15374.366	13.414	13.5	7.9	NO		NO	MM
10	10	180223M2_11	Standard	12.500	5.89	14168.727	15601.469	11.352	11.4	-8.7	NO		NO	MM

Dataset: F:\Projects\PFAS.PRO\Results\180223M2\180223M2-CRV.qld

Last Altered: Saturday, February 24, 2018 14:25:54 Pacific Standard Time
Printed: Saturday, February 24, 2018 15:02:36 Pacific Standard Time

Compound name: d3-N-MeFOSA
Response Factor: 0.0897861
RRF SD: 0.00869071, Relative SD: 9.67935
Response type: Internal Std (Ref 62), Area * (IS Conc. / IS Area)
Curve type: RF

	#	Name	Type	Std. Conc	RT	Area	IS Area	Response	Conc.	%Dev	Conc. Flag	CoD	CoD Flag	x=excluded
1	1	180223M2_2	Standard	150.000	5.92	19055.854	17771.223	13.404	149.3	-0.5	NO		NO	MM
2	2	180223M2_3	Standard	150.000	5.92	19384.064	17376.387	13.944	155.3	3.5	NO		NO	MM
3	3	180223M2_4	Standard	150.000	5.92	18950.740	19831.869	11.945	133.0	-11.3	NO		NO	MM
4	4	180223M2_5	Standard	150.000	5.91	18546.982	14715.104	15.755	175.5	17.0	NO		NO	MM
5	5	180223M2_6	Standard	150.000	5.91	19891.561	19509.289	12.745	141.9	-5.4	NO		NO	MM
6	6	180223M2_7	Standard	150.000	5.91	19370.273	15669.887	15.452	172.1	14.7	NO		NO	MM
7	7	180223M2_8	Standard	150.000	5.91	18153.688	19110.447	11.874	132.2	-11.8	NO		NO	MM
8	8	180223M2_9	Standard	150.000	5.90	17413.877	16019.212	13.588	151.3	0.9	NO		NO	MM
9	9	180223M2_10	Standard	150.000	5.90	16134.918	15374.366	13.118	146.1	-2.6	NO		NO	MM
10	10	180223M2_11	Standard	150.000	5.89	16043.392	15601.469	12.854	143.2	-4.6	NO		NO	MM

Compound name: 13C2-PFTeDA
Response Factor: 0.551487
RRF SD: 0.0716766, Relative SD: 12.997
Response type: Internal Std (Ref 62), Area * (IS Conc. / IS Area)
Curve type: RF

	#	Name	Type	Std. Conc	RT	Area	IS Area	Response	Conc.	%Dev	Conc. Flag	CoD	CoD Flag	x=excluded
1	1	180223M2_2	Standard	12.500	6.37	8178.276	17771.223	5.752	10.4	-16.6	NO		NO	MM
2	2	180223M2_3	Standard	12.500	6.36	8107.277	17376.387	5.832	10.6	-15.4	NO		NO	MM
3	3	180223M2_4	Standard	12.500	6.36	9827.413	19831.869	6.194	11.2	-10.1	NO		NO	MM
4	4	180223M2_5	Standard	12.500	6.36	9354.263	14715.104	7.946	14.4	15.3	NO		NO	MM
5	5	180223M2_6	Standard	12.500	6.35	9190.976	19509.289	5.889	10.7	-14.6	NO		NO	MM
6	6	180223M2_7	Standard	12.500	6.35	8969.756	15669.887	7.155	13.0	3.8	NO		NO	MM
7	7	180223M2_8	Standard	12.500	6.35	10824.569	19110.447	7.080	12.8	2.7	NO		NO	bb
8	8	180223M2_9	Standard	12.500	6.34	10167.371	16019.212	7.934	14.4	15.1	NO		NO	MM
9	9	180223M2_10	Standard	12.500	6.33	9551.083	15374.366	7.765	14.1	12.6	NO		NO	MM
10	10	180223M2_11	Standard	12.500	6.33	9220.446	15601.469	7.387	13.4	7.2	NO		NO	MM

Dataset: F:\Projects\PFAS.PRO\Results\180223M2\180223M2-CRV.qld

Last Altered: Saturday, February 24, 2018 14:25:54 Pacific Standard Time
Printed: Saturday, February 24, 2018 15:02:36 Pacific Standard Time

Compound name: d5-N-ETFOSA
Response Factor: 0.127037
RRF SD: 0.0137058, Relative SD: 10.7889
Response type: Internal Std (Ref 62), Area * (IS Conc. / IS Area)
Curve type: RF

	#	Name	Type	Std. Conc	RT	Area	IS Area	Response	Conc.	%Dev	Conc. Flag	CoD	CoD Flag	x=excluded
1	1	180223M2_2	Standard	150.000	6.26	26161.914	17771.223	18.402	144.9	-3.4	NO		NO	MM
2	2	180223M2_3	Standard	150.000	6.26	27892.309	17376.387	20.065	157.9	5.3	NO		NO	MM
3	3	180223M2_4	Standard	150.000	6.26	26069.443	19831.869	16.432	129.3	-13.8	NO		NO	MM
4	4	180223M2_5	Standard	150.000	6.26	26967.154	14715.104	22.908	180.3	20.2	NO		NO	MM
5	5	180223M2_6	Standard	150.000	6.25	26622.256	19509.289	17.057	134.3	-10.5	NO		NO	MM
6	6	180223M2_7	Standard	150.000	6.26	26964.436	15669.887	21.510	169.3	12.9	NO		NO	MM
7	7	180223M2_8	Standard	150.000	6.26	28178.416	19110.447	18.431	145.1	-3.3	NO		NO	bb
8	8	180223M2_9	Standard	150.000	6.25	25677.367	16019.212	20.036	157.7	5.1	NO		NO	MM
9	9	180223M2_10	Standard	150.000	6.25	22653.119	15374.366	18.418	145.0	-3.3	NO		NO	MM
10	10	180223M2_11	Standard	150.000	6.25	21587.748	15601.469	17.296	136.2	-9.2	NO		NO	MM

Compound name: 13C2-PFHxDA
Response Factor: 0.75156
RRF SD: 0.110561, Relative SD: 14.7109
Response type: Internal Std (Ref 62), Area * (IS Conc. / IS Area)
Curve type: RF

	#	Name	Type	Std. Conc	RT	Area	IS Area	Response	Conc.	%Dev	Conc. Flag	CoD	CoD Flag	x=excluded
1	1	180223M2_2	Standard	5.000	6.66	4074.456	17771.223	2.866	3.8	-23.7	NO		NO	MM
2	2	180223M2_3	Standard	5.000	6.66	4817.657	17376.387	3.466	4.6	-7.8	NO		NO	bb
3	3	180223M2_4	Standard	5.000	6.65	5473.904	19831.869	3.450	4.6	-8.2	NO		NO	bb
4	4	180223M2_5	Standard	5.000	6.65	4935.974	14715.104	4.193	5.6	11.6	NO		NO	bb
5	5	180223M2_6	Standard	5.000	6.64	4845.384	19509.289	3.105	4.1	-17.4	NO		NO	bb
6	6	180223M2_7	Standard	5.000	6.64	4786.577	15669.887	3.818	5.1	1.6	NO		NO	MM
7	7	180223M2_8	Standard	5.000	6.64	5688.850	19110.447	3.721	5.0	-1.0	NO		NO	MM
8	8	180223M2_9	Standard	5.000	6.63	5940.031	16019.212	4.635	6.2	23.3	NO		NO	MM
9	9	180223M2_10	Standard	5.000	6.63	5327.131	15374.366	4.331	5.8	15.3	NO		NO	MM
10	10	180223M2_11	Standard	5.000	6.63	4983.928	15601.469	3.993	5.3	6.3	NO		NO	MM

Dataset: F:\Projects\PFAS.PRO\Results\180223M2\180223M2-CRV.qld

Last Altered: Saturday, February 24, 2018 14:25:54 Pacific Standard Time
Printed: Saturday, February 24, 2018 15:02:36 Pacific Standard Time

Compound name: d7-N-MeFOSE
Response Factor: 0.098285
RRF SD: 0.0133014, Relative SD: 13.5335
Response type: Internal Std (Ref 62), Area * (IS Conc. / IS Area)
Curve type: RF

	#	Name	Type	Std. Conc	RT	Area	IS Area	Response	Conc.	%Dev	Conc. Flag	CoD	CoD Flag	x=excluded
1	1	180223M2_2	Standard	150.000	6.33	18932.660	17771.223	13.317	135.5	-9.7	NO		NO	MM
2	2	180223M2_3	Standard	150.000	6.33	19431.711	17376.387	13.979	142.2	-5.2	NO		NO	MM
3	3	180223M2_4	Standard	150.000	6.33	17936.891	19831.869	11.306	115.0	-23.3	NO		NO	MM
4	4	180223M2_5	Standard	150.000	6.33	20440.525	14715.104	17.364	176.7	17.8	NO		NO	MM
5	5	180223M2_6	Standard	150.000	6.32	22903.383	19509.289	14.675	149.3	-0.5	NO		NO	MM
6	6	180223M2_7	Standard	150.000	6.32	21668.443	15669.887	17.285	175.9	17.2	NO		NO	MM
7	7	180223M2_8	Standard	150.000	6.32	22620.521	19110.447	14.796	150.5	0.4	NO		NO	MM
8	8	180223M2_9	Standard	150.000	6.32	21697.508	16019.212	16.931	172.3	14.8	NO		NO	MM
9	9	180223M2_10	Standard	150.000	6.32	18251.301	15374.366	14.839	151.0	0.7	NO		NO	MM
10	10	180223M2_11	Standard	150.000	6.32	16147.198	15601.469	12.937	131.6	-12.2	NO		NO	MM

Compound name: d9-N-EtFOSE
Response Factor: 0.0864275
RRF SD: 0.00771121, Relative SD: 8.92217
Response type: Internal Std (Ref 62), Area * (IS Conc. / IS Area)
Curve type: RF

	#	Name	Type	Std. Conc	RT	Area	IS Area	Response	Conc.	%Dev	Conc. Flag	CoD	CoD Flag	x=excluded
1	1	180223M2_2	Standard	150.000	6.47	19096.873	17771.223	13.432	155.4	3.6	NO		NO	MM
2	2	180223M2_3	Standard	150.000	6.47	17735.814	17376.387	12.759	147.6	-1.6	NO		NO	MM
3	3	180223M2_4	Standard	150.000	6.47	18738.473	19831.869	11.811	136.7	-8.9	NO		NO	MM
4	4	180223M2_5	Standard	150.000	6.47	17697.469	14715.104	15.033	173.9	16.0	NO		NO	MM
5	5	180223M2_6	Standard	150.000	6.47	16744.076	19509.289	10.728	124.1	-17.2	NO		NO	MM
6	6	180223M2_7	Standard	150.000	6.47	17484.357	15669.887	13.947	161.4	7.6	NO		NO	MM
7	7	180223M2_8	Standard	150.000	6.47	19538.750	19110.447	12.780	147.9	-1.4	NO		NO	MM
8	8	180223M2_9	Standard	150.000	6.47	16355.551	16019.212	12.762	147.7	-1.6	NO		NO	MM
9	9	180223M2_10	Standard	150.000	6.47	16099.970	15374.366	13.090	151.5	1.0	NO		NO	MM
10	10	180223M2_11	Standard	150.000	6.47	16597.168	15601.469	13.298	153.9	2.6	NO		NO	MM

Dataset: F:\Projects\PFAS.PRO\Results\180223M2\180223M2-CRV.qld

Last Altered: Saturday, February 24, 2018 14:25:54 Pacific Standard Time
Printed: Saturday, February 24, 2018 15:02:36 Pacific Standard Time

Compound name: 13C4-PFBA
Response Factor: 1
RRF SD: 0, Relative SD: 0
Response type: Internal Std (Ref 55), Area * (IS Conc. / IS Area)
Curve type: RF

	#	Name	Type	Std. Conc	RT	Area	IS Area	Response	Conc.	%Dev	Conc. Flag	CoD	CoD Flag	x=excluded
1	1	180223M2_2	Standard	12.500	1.70	12932.892	12932.892	12.500	12.5	0.0	NO		NO	bb
2	2	180223M2_3	Standard	12.500	1.69	13127.025	13127.025	12.500	12.5	0.0	NO		NO	MM
3	3	180223M2_4	Standard	12.500	1.68	12462.627	12462.627	12.500	12.5	0.0	NO		NO	MM
4	4	180223M2_5	Standard	12.500	1.68	12742.151	12742.151	12.500	12.5	0.0	NO		NO	MM
5	5	180223M2_6	Standard	12.500	1.67	12841.889	12841.889	12.500	12.5	0.0	NO		NO	MM
6	6	180223M2_7	Standard	12.500	1.66	13146.962	13146.962	12.500	12.5	0.0	NO		NO	MM
7	7	180223M2_8	Standard	12.500	1.66	13431.110	13431.110	12.500	12.5	0.0	NO		NO	MM
8	8	180223M2_9	Standard	12.500	1.66	12748.681	12748.681	12.500	12.5	0.0	NO		NO	MM
9	9	180223M2_10	Standard	12.500	1.65	12297.072	12297.072	12.500	12.5	0.0	NO		NO	MM
10	10	180223M2_11	Standard	12.500	1.65	12179.933	12179.933	12.500	12.5	0.0	NO		NO	MM

Compound name: 13C5-PFHxA
Response Factor: 1
RRF SD: 0, Relative SD: 0
Response type: Internal Std (Ref 56), Area * (IS Conc. / IS Area)
Curve type: RF

	#	Name	Type	Std. Conc	RT	Area	IS Area	Response	Conc.	%Dev	Conc. Flag	CoD	CoD Flag	x=excluded
1	1	180223M2_2	Standard	12.500	3.42	14188.003	14188.003	12.500	12.5	0.0	NO		NO	bb
2	2	180223M2_3	Standard	12.500	3.41	13914.073	13914.073	12.500	12.5	0.0	NO		NO	MM
3	3	180223M2_4	Standard	12.500	3.41	13294.593	13294.593	12.500	12.5	0.0	NO		NO	bb
4	4	180223M2_5	Standard	12.500	3.40	13740.155	13740.155	12.500	12.5	0.0	NO		NO	MM
5	5	180223M2_6	Standard	12.500	3.39	14652.062	14652.062	12.500	12.5	0.0	NO		NO	bb
6	6	180223M2_7	Standard	12.500	3.39	13686.169	13686.169	12.500	12.5	0.0	NO		NO	MM
7	7	180223M2_8	Standard	12.500	3.39	14175.378	14175.378	12.500	12.5	0.0	NO		NO	MM
8	8	180223M2_9	Standard	12.500	3.38	14044.191	14044.191	12.500	12.5	0.0	NO		NO	MM
9	9	180223M2_10	Standard	12.500	3.37	12870.581	12870.581	12.500	12.5	0.0	NO		NO	MM
10	10	180223M2_11	Standard	12.500	3.37	11419.355	11419.355	12.500	12.5	0.0	NO		NO	MM

Dataset: F:\Projects\PFAS.PRO\Results\180223M2\180223M2-CRV.qld

Last Altered: Saturday, February 24, 2018 14:25:54 Pacific Standard Time
Printed: Saturday, February 24, 2018 15:02:36 Pacific Standard Time

Compound name: 13C3-PFHxS
Response Factor: 1
RRF SD: 0, Relative SD: 0
Response type: Internal Std (Ref 57), Area * (IS Conc. / IS Area)
Curve type: RF

	#	Name	Type	Std. Conc	RT	Area	IS Area	Response	Conc.	%Dev	Conc. Flag	CoD	CoD Flag	x=excluded
1	1	180223M2_2	Standard	12.500	4.18	3106.773	3106.773	12.500	12.5	0.0	NO		NO	bb
2	2	180223M2_3	Standard	12.500	4.17	3474.637	3474.637	12.500	12.5	0.0	NO		NO	bb
3	3	180223M2_4	Standard	12.500	4.17	2996.136	2996.136	12.500	12.5	0.0	NO		NO	MM
4	4	180223M2_5	Standard	12.500	4.16	3678.345	3678.345	12.500	12.5	0.0	NO		NO	bb
5	5	180223M2_6	Standard	12.500	4.15	3266.042	3266.042	12.500	12.5	0.0	NO		NO	bb
6	6	180223M2_7	Standard	12.500	4.14	3211.679	3211.679	12.500	12.5	0.0	NO		NO	bb
7	7	180223M2_8	Standard	12.500	4.14	3587.407	3587.407	12.500	12.5	0.0	NO		NO	bb
8	8	180223M2_9	Standard	12.500	4.14	3250.014	3250.014	12.500	12.5	0.0	NO		NO	bb
9	9	180223M2_10	Standard	12.500	4.13	3306.264	3306.264	12.500	12.5	0.0	NO		NO	bb
10	10	180223M2_11	Standard	12.500	4.13	2853.921	2853.921	12.500	12.5	0.0	NO		NO	bb

Compound name: 13C8-PFOA
Response Factor: 1
RRF SD: 0, Relative SD: 0
Response type: Internal Std (Ref 58), Area * (IS Conc. / IS Area)
Curve type: RF

	#	Name	Type	Std. Conc	RT	Area	IS Area	Response	Conc.	%Dev	Conc. Flag	CoD	CoD Flag	x=excluded
1	1	180223M2_2	Standard	12.500	4.55	12082.043	12082.043	12.500	12.5	0.0	NO		NO	MM
2	2	180223M2_3	Standard	12.500	4.54	12341.627	12341.627	12.500	12.5	0.0	NO		NO	bb
3	3	180223M2_4	Standard	12.500	4.53	11710.641	11710.641	12.500	12.5	0.0	NO		NO	bb
4	4	180223M2_5	Standard	12.500	4.53	11857.083	11857.083	12.500	12.5	0.0	NO		NO	bb
5	5	180223M2_6	Standard	12.500	4.52	10780.358	10780.358	12.500	12.5	0.0	NO		NO	MM
6	6	180223M2_7	Standard	12.500	4.52	10732.854	10732.854	12.500	12.5	0.0	NO		NO	MM
7	7	180223M2_8	Standard	12.500	4.52	11766.237	11766.237	12.500	12.5	0.0	NO		NO	MM
8	8	180223M2_9	Standard	12.500	4.51	12023.046	12023.046	12.500	12.5	0.0	NO		NO	MM
9	9	180223M2_10	Standard	12.500	4.50	11822.896	11822.896	12.500	12.5	0.0	NO		NO	bb
10	10	180223M2_11	Standard	12.500	4.50	10892.314	10892.314	12.500	12.5	0.0	NO		NO	MM

Dataset: F:\Projects\PFAS.PRO\Results\180223M2\180223M2-CRV.qld

Last Altered: Saturday, February 24, 2018 14:25:54 Pacific Standard Time
Printed: Saturday, February 24, 2018 15:02:36 Pacific Standard Time

Compound name: 13C9-PFNA
Response Factor: 1
RRF SD: 0, Relative SD: 0
Response type: Internal Std (Ref 59), Area * (IS Conc. / IS Area)
Curve type: RF

	#	Name	Type	Std. Conc	RT	Area	IS Area	Response	Conc.	%Dev	Conc. Flag	CoD	CoD Flag	x=excluded
1	1	180223M2_2	Standard	12.500	4.97	13211.079	13211.079	12.500	12.5	0.0	NO		NO	MM
2	2	180223M2_3	Standard	12.500	4.97	13334.108	13334.108	12.500	12.5	0.0	NO		NO	MM
3	3	180223M2_4	Standard	12.500	4.96	12030.898	12030.898	12.500	12.5	0.0	NO		NO	bb
4	4	180223M2_5	Standard	12.500	4.96	13314.487	13314.487	12.500	12.5	0.0	NO		NO	MM
5	5	180223M2_6	Standard	12.500	4.95	13229.473	13229.473	12.500	12.5	0.0	NO		NO	bb
6	6	180223M2_7	Standard	12.500	4.95	13449.695	13449.695	12.500	12.5	0.0	NO		NO	MM
7	7	180223M2_8	Standard	12.500	4.95	14525.397	14525.397	12.500	12.5	0.0	NO		NO	MM
8	8	180223M2_9	Standard	12.500	4.94	13425.239	13425.239	12.500	12.5	0.0	NO		NO	MM
9	9	180223M2_10	Standard	12.500	4.93	13076.885	13076.885	12.500	12.5	0.0	NO		NO	MM
10	10	180223M2_11	Standard	12.500	4.93	12027.984	12027.984	12.500	12.5	0.0	NO		NO	MM

Compound name: 13C4-PFOS
Response Factor: 1
RRF SD: 0, Relative SD: 0
Response type: Internal Std (Ref 60), Area * (IS Conc. / IS Area)
Curve type: RF

	#	Name	Type	Std. Conc	RT	Area	IS Area	Response	Conc.	%Dev	Conc. Flag	CoD	CoD Flag	x=excluded
1	1	180223M2_2	Standard	12.500	5.05	2873.148	2873.148	12.500	12.5	0.0	NO		NO	bb
2	2	180223M2_3	Standard	12.500	5.04	3490.634	3490.634	12.500	12.5	0.0	NO		NO	MM
3	3	180223M2_4	Standard	12.500	5.04	2989.777	2989.777	12.500	12.5	0.0	NO		NO	MM
4	4	180223M2_5	Standard	12.500	5.03	3432.057	3432.057	12.500	12.5	0.0	NO		NO	MM
5	5	180223M2_6	Standard	12.500	5.02	3491.873	3491.873	12.500	12.5	0.0	NO		NO	bb
6	6	180223M2_7	Standard	12.500	5.02	3260.314	3260.314	12.500	12.5	0.0	NO		NO	MM
7	7	180223M2_8	Standard	12.500	5.02	2980.917	2980.917	12.500	12.5	0.0	NO		NO	MM
8	8	180223M2_9	Standard	12.500	5.01	2889.367	2889.367	12.500	12.5	0.0	NO		NO	bb
9	9	180223M2_10	Standard	12.500	5.01	2751.678	2751.678	12.500	12.5	0.0	NO		NO	MM
10	10	180223M2_11	Standard	12.500	5.00	2787.523	2787.523	12.500	12.5	0.0	NO		NO	bb

Dataset: F:\Projects\PFAS.PRO\Results\180223M2\180223M2-CRV.qld

Last Altered: Saturday, February 24, 2018 14:25:54 Pacific Standard Time
Printed: Saturday, February 24, 2018 15:02:36 Pacific Standard Time

Compound name: 13C6-PFDA
Response Factor: 1
RRF SD: 0, Relative SD: 0
Response type: Internal Std (Ref 61), Area * (IS Conc. / IS Area)
Curve type: RF

	#	Name	Type	Std. Conc	RT	Area	IS Area	Response	Conc.	%Dev	Conc. Flag	CoD	CoD Flag	x=excluded
1	1	180223M2_2	Standard	12.500	5.34	11441.635	11441.635	12.500	12.5	0.0	NO		NO	bb
2	2	180223M2_3	Standard	12.500	5.34	13839.629	13839.629	12.500	12.5	0.0	NO		NO	bb
3	3	180223M2_4	Standard	12.500	5.33	15730.928	15730.928	12.500	12.5	0.0	NO		NO	bb
4	4	180223M2_5	Standard	12.500	5.32	16087.330	16087.330	12.500	12.5	0.0	NO		NO	MM
5	5	180223M2_6	Standard	12.500	5.32	14493.036	14493.036	12.500	12.5	0.0	NO		NO	bb
6	6	180223M2_7	Standard	12.500	5.31	14084.743	14084.743	12.500	12.5	0.0	NO		NO	MM
7	7	180223M2_8	Standard	12.500	5.31	14317.814	14317.814	12.500	12.5	0.0	NO		NO	MM
8	8	180223M2_9	Standard	12.500	5.31	15401.842	15401.842	12.500	12.5	0.0	NO		NO	MM
9	9	180223M2_10	Standard	12.500	5.30	12513.781	12513.781	12.500	12.5	0.0	NO		NO	MM
10	10	180223M2_11	Standard	12.500	5.29	11438.349	11438.349	12.500	12.5	0.0	NO		NO	MM

Compound name: 13C7-PFUdA
Response Factor: 1
RRF SD: 0, Relative SD: 0
Response type: Internal Std (Ref 62), Area * (IS Conc. / IS Area)
Curve type: RF

	#	Name	Type	Std. Conc	RT	Area	IS Area	Response	Conc.	%Dev	Conc. Flag	CoD	CoD Flag	x=excluded
1	1	180223M2_2	Standard	12.500	5.65	17771.223	17771.223	12.500	12.5	0.0	NO		NO	MM
2	2	180223M2_3	Standard	12.500	5.65	17376.387	17376.387	12.500	12.5	0.0	NO		NO	MM
3	3	180223M2_4	Standard	12.500	5.65	19831.869	19831.869	12.500	12.5	0.0	NO		NO	MM
4	4	180223M2_5	Standard	12.500	5.64	14715.104	14715.104	12.500	12.5	0.0	NO		NO	MM
5	5	180223M2_6	Standard	12.500	5.63	19509.289	19509.289	12.500	12.5	0.0	NO		NO	MM
6	6	180223M2_7	Standard	12.500	5.63	15669.887	15669.887	12.500	12.5	0.0	NO		NO	MM
7	7	180223M2_8	Standard	12.500	5.63	19110.447	19110.447	12.500	12.5	0.0	NO		NO	bb
8	8	180223M2_9	Standard	12.500	5.62	16019.212	16019.212	12.500	12.5	0.0	NO		NO	MM
9	9	180223M2_10	Standard	12.500	5.61	15374.366	15374.366	12.500	12.5	0.0	NO		NO	MM
10	10	180223M2_11	Standard	12.500	5.61	15601.469	15601.469	12.500	12.5	0.0	NO		NO	MM

Vista Analytical Laboratory

Dataset: F:\Projects\PFAS.PRO\Results\180223M2\180223M2-CRV.qld

Last Altered: Saturday, February 24, 2018 15:27:24 Pacific Standard Time
Printed: Saturday, February 24, 2018 15:30:34 Pacific Standard Time

Method: F:\Projects\PFAS.PRO\MethDB\PFAS_FULL_80C_022218.mdb 23 Feb 2018 08:58:55
Calibration: F:\Projects\PFAS.PRO\CurveDB\C18_VAL-PFAS_Q4_02-23-18-FULL.cdb 24 Feb 2018 15:27:24

Name: 180223M2_2, Date: 23-Feb-2018, Time: 20:47:38, ID: ST180223M2-1 PFC CS-2 18B2312, Description: PFC CS-2 18B2312

	#	Name	IS#	CoD	CoD Flag	%RSD
1	1	PFBA	34	0.9996	NO	
2	2	PFPeA	35	0.9996	NO	
3	3	PFBS	36	0.9999	NO	
4	4	4:2 FTS	36	0.9993	NO	
5	5	PFHxA	37	0.9982	NO	
6	6	PFPeS	36	0.9970	NO	
7	7	PFHpA	38	0.9951	NO	
8	8	L-PFHxS	39	0.9943	NO	
9	10	6:2 FTS	40	0.9978	NO	
10	11	L-PFOA	40	0.9943	NO	
11	13	PFHpS	40	0.9956	NO	
12	14	PFNA	41	0.9965	NO	
13	15	PFOSA	42	0.9974	NO	
14	16	L-PFOS	43	0.9987	NO	
15	18	PFDA	44	0.9979	NO	
16	19	8:2 FTS	40	0.9979	NO	
17	20	PFNS	43	0.9928	NO	
18	21	N-MeFOSAA	45	0.9996	NO	
19	22	N-EtFOSAA	46	0.9987	NO	
20	23	PFUdA	47	0.9985	NO	
21	24	PFDS	47	0.9980	NO	
22	25	PFDoA	48	0.9980	NO	
23	26	N-MeFOSA	49	0.9938	NO	
24	27	PFTrDA	48	0.9926	NO	
25	28	PFTeDA	50	0.9992	NO	
26	29	N-EtFOSA	51	0.9997	NO	
27	30	PFHxDA	52	0.9981	NO	
28	31	PFODA	52	0.9986	NO	
29	32	N-MeFOSE	53	0.9966	NO	
30	33	N-EtFOSE	54	0.9985	NO	
31	34	13C3-PFBA	55		NO	2.369
32	35	13C3-PFPeA	56		NO	5.817

Dataset: F:\Projects\PFAS.PRO\Results\180223M2\180223M2-CRV.qld

Last Altered: Saturday, February 24, 2018 15:27:24 Pacific Standard Time
Printed: Saturday, February 24, 2018 15:30:34 Pacific Standard Time

Name: 180223M2_2, Date: 23-Feb-2018, Time: 20:47:38, ID: ST180223M2-1 PFC CS-2 18B2312, Description: PFC CS-2 18B2312

	#	Name	IS#	CoD	CoD Flag	%RSD
33	36	13C3-PFBS	56		NO	5.351
34	37	13C2-PFHxA	56		NO	4.563
35	38	13C4-PFHpA	56		NO	10.001
36	39	18O2-PFHxS	57		NO	8.800
37	40	13C2-PFOA	58		NO	8.429
38	41	13C5-PFNA	59		NO	10.849
39	42	13C8-PFOSA	62		NO	12.351
40	43	13C8-PFOS	60		NO	10.820
41	44	13C2-PFDA	61		NO	10.633
42	45	d3-N-MeFOSAA	62		NO	11.240
43	46	d5-N-EtFOSAA	62		NO	11.032
44	47	13C2-PFUdA	62		NO	6.656
45	48	13C2-PFDoA	62		NO	12.359
46	49	d3-N-MeFOSA	62		NO	9.679
47	50	13C2-PFTeDA	62		NO	12.997
48	51	d5-N-ETFOSA	62		NO	10.789
49	52	13C2-PFHxDA	62		NO	14.711
50	53	d7-N-MeFOSE	62		NO	13.533
51	54	d9-N-EtFOSE	62		NO	8.922
52	55	13C4-PFBA	55		NO	0.000
53	56	13C5-PFHxA	56		NO	0.000
54	57	13C3-PFHxS	57		NO	0.000
55	58	13C8-PFOA	58		NO	0.000
56	59	13C9-PFNA	59		NO	0.000
57	60	13C4-PFOS	60		NO	0.000
58	61	13C6-PFDA	61		NO	0.000
59	62	13C7-PFUdA	62		NO	0.000

Vista Analytical Laboratory

Dataset: Untitled

Last Altered: Saturday, February 24, 2018 15:37:59 Pacific Standard Time
Printed: Saturday, February 24, 2018 15:38:04 Pacific Standard Time

Method: F:\Projects\PFAS.PRO\MethDB\PFAS_FULL_80C_022318.mdb 24 Feb 2018 14:29:21
Calibration: F:\Projects\PFAS.PRO\CurveDB\C18_VAL-PFAS_Q4_02-23-18-FULL.cdb 24 Feb 2018 15:27:24

Compound name: PFBA

	Name	ID	Acq.Date	Acq.Time
1	180223M2_1	IPA	23-Feb-18	20:36:14
2	180223M2_2	ST180223M2-1 PFC CS-2 18B2312	23-Feb-18	20:47:38
3	180223M2_3	ST180223M2-2 PFC CS-1 18B2313	23-Feb-18	20:59:05
4	180223M2_4	ST180223M2-3 PFC CS0 18B2314	23-Feb-18	21:10:32
5	180223M2_5	ST180223M2-4 PFC CS1 18B2315	23-Feb-18	21:22:01
6	180223M2_6	ST180223M2-5 PFC CS2 18B2316	23-Feb-18	21:33:31
7	180223M2_7	ST180223M2-6 PFC CS3 18B2317	23-Feb-18	21:45:01
8	180223M2_8	ST180223M2-7 PFC CS4 18B2318	23-Feb-18	21:56:28
9	180223M2_9	ST180223M2-8 PFC CS5 18B2319	23-Feb-18	22:07:55
10	180223M2_10	ST180223M2-9 PFC CS6 18B2320	23-Feb-18	22:19:24
11	180223M2_11	ST180223M2-10 PFC CS7 18B2321	23-Feb-18	22:30:54
12	180223M2_12	IPA	23-Feb-18	22:42:23
13	180223M2_13	ICV180223M2-1 PFC ICV 18B2311	23-Feb-18	22:53:52
14	180223M2_14	IPA	23-Feb-18	23:05:22

Vista Analytical Laboratory Q1

Dataset: F:\Projects\PFAS.PRO\Results\180223M2\180223M2-CRV.qld

Last Altered: Saturday, February 24, 2018 14:25:54 Pacific Standard Time
Printed: Saturday, February 24, 2018 15:00:53 Pacific Standard Time

Method: F:\Projects\PFAS.PRO\MethDB\PFAS_FULL_80C_022218.mdb 23 Feb 2018 08:58:55
Calibration: F:\Projects\PFAS.PRO\CurveDB\C18_VAL-PFAS_Q4_02-23-18-FULL.cdb 24 Feb 2018 14:25:54

Compound name: PFBA
Correlation coefficient: r = 0.999802, r^2 = 0.999605
Calibration curve: 1.16364 * x + -0.0400535
Response type: Internal Std (Ref 34), Area * (IS Conc. / IS Area)
Curve type: Linear, Origin: Include, Weighting: 1/x, Axis trans: None

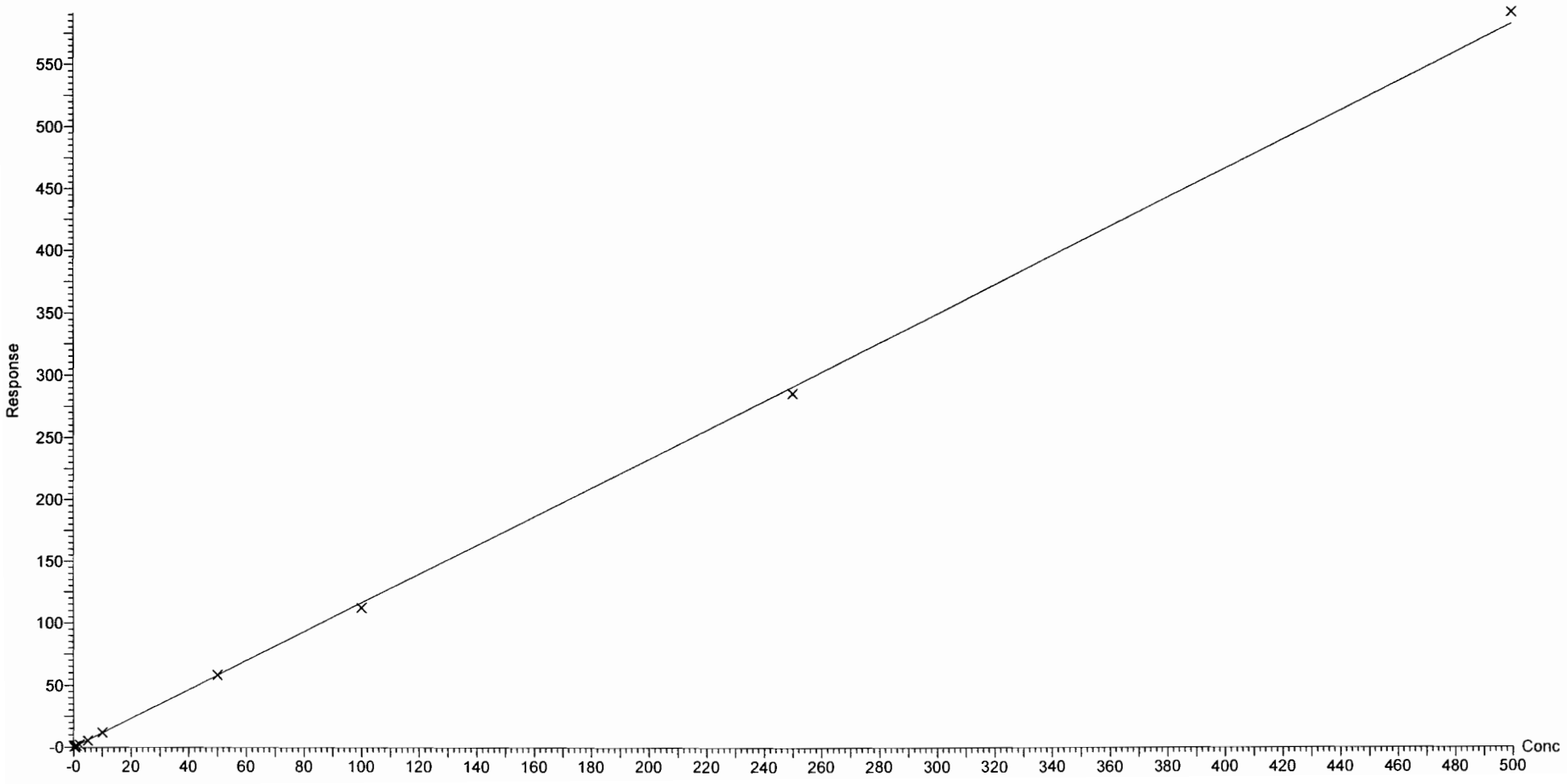

Dataset: F:\Projects\PFAS.PRO\Results\180223M2\180223M2-CRV.qld

Last Altered: Saturday, February 24, 2018 14:25:54 Pacific Standard Time
Printed: Saturday, February 24, 2018 15:00:53 Pacific Standard Time

Compound name: PFPeA
Correlation coefficient: r = 0.999822, r^2 = 0.999644
Calibration curve: 1.00483 * x + 0.00882636
Response type: Internal Std (Ref 35), Area * (IS Conc. / IS Area)
Curve type: Linear, Origin: Exclude, Weighting: 1/x, Axis trans: None

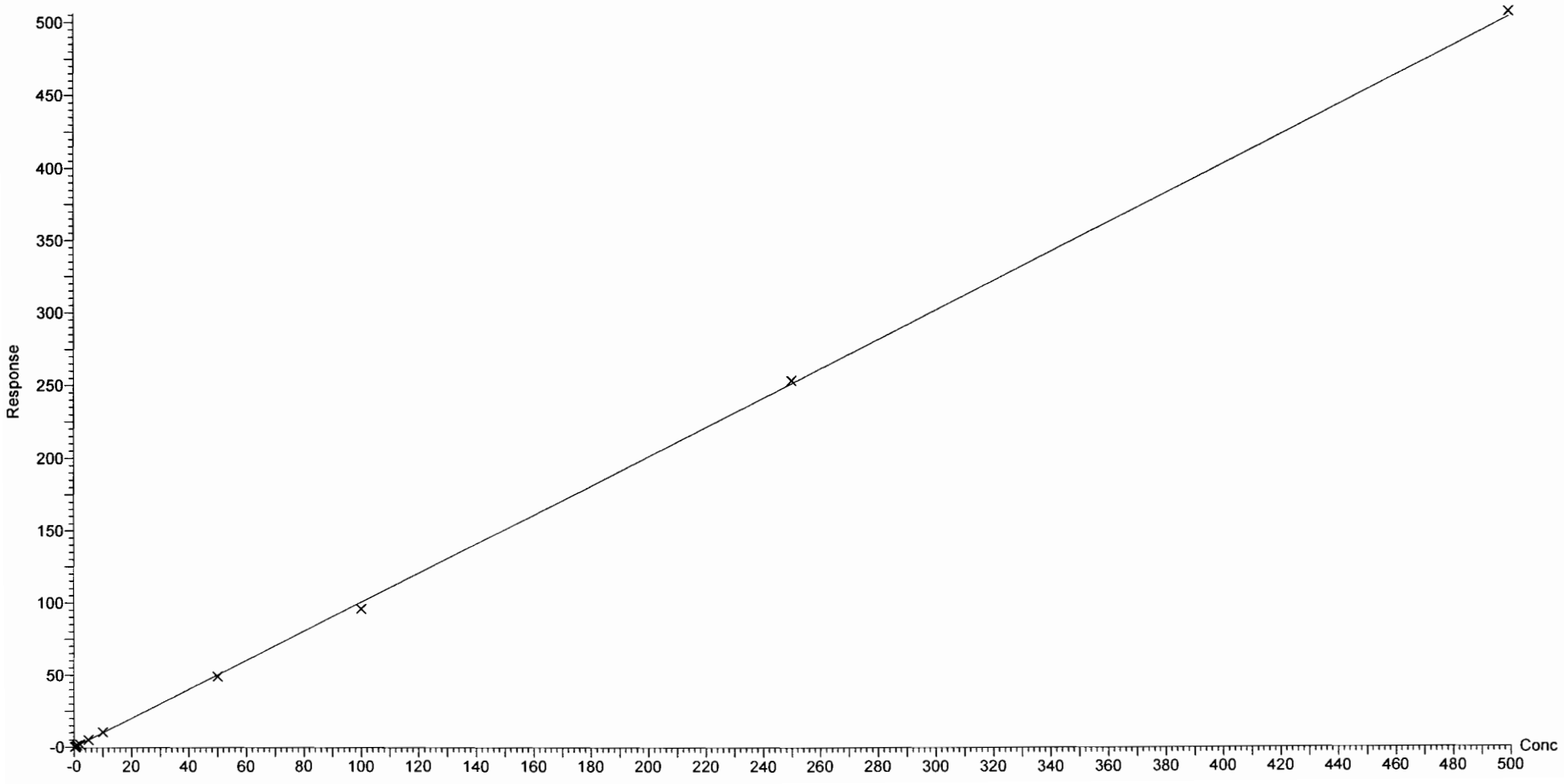

Dataset: F:\Projects\PFAS.PRO\Results\180223M2\180223M2-CRV.qld

Last Altered: Saturday, February 24, 2018 14:25:54 Pacific Standard Time
Printed: Saturday, February 24, 2018 15:00:53 Pacific Standard Time

Compound name: PFBS
Coefficient of Determination: R^2 = 0.999859
Calibration curve: -0.000291537 * x^2 + 1.85881 * x + 0.0313148
Response type: Internal Std (Ref 36), Area * (IS Conc. / IS Area)
Curve type: 2nd Order, Origin: Exclude, Weighting: 1/x, Axis trans: None

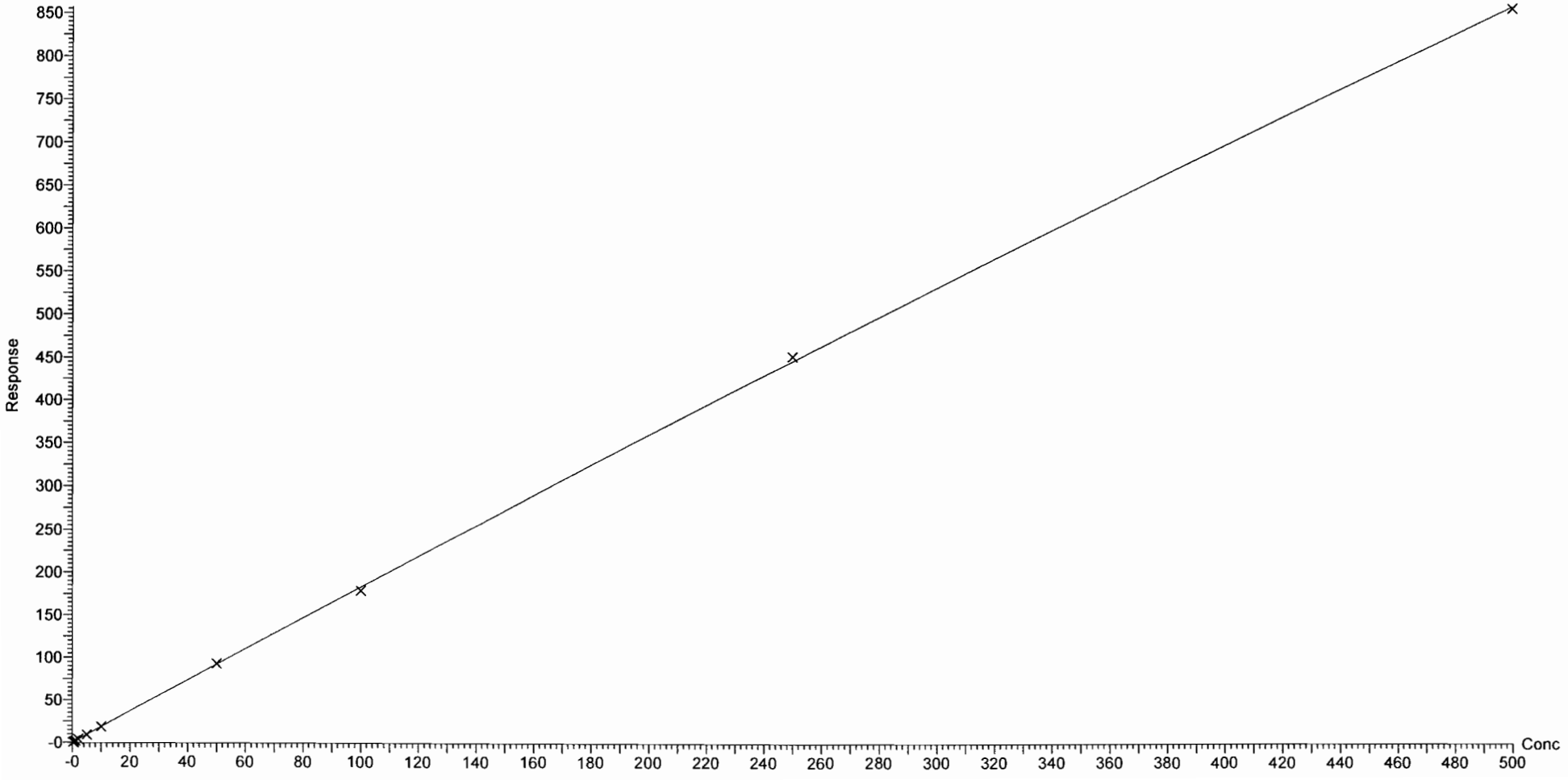

Dataset: F:\Projects\PFAS.PRO\Results\180223M2\180223M2-CRV.qld

Last Altered: Saturday, February 24, 2018 14:25:54 Pacific Standard Time
Printed: Saturday, February 24, 2018 15:00:53 Pacific Standard Time

Compound name: 4:2 FTS
Coefficient of Determination: R^2 = 0.999279
Calibration curve: -2.20422e-005 * x^2 + 1.43627 * x + 0.217333
Response type: Internal Std (Ref 36), Area * (IS Conc. / IS Area)
Curve type: 2nd Order, Origin: Exclude, Weighting: 1/x, Axis trans: None

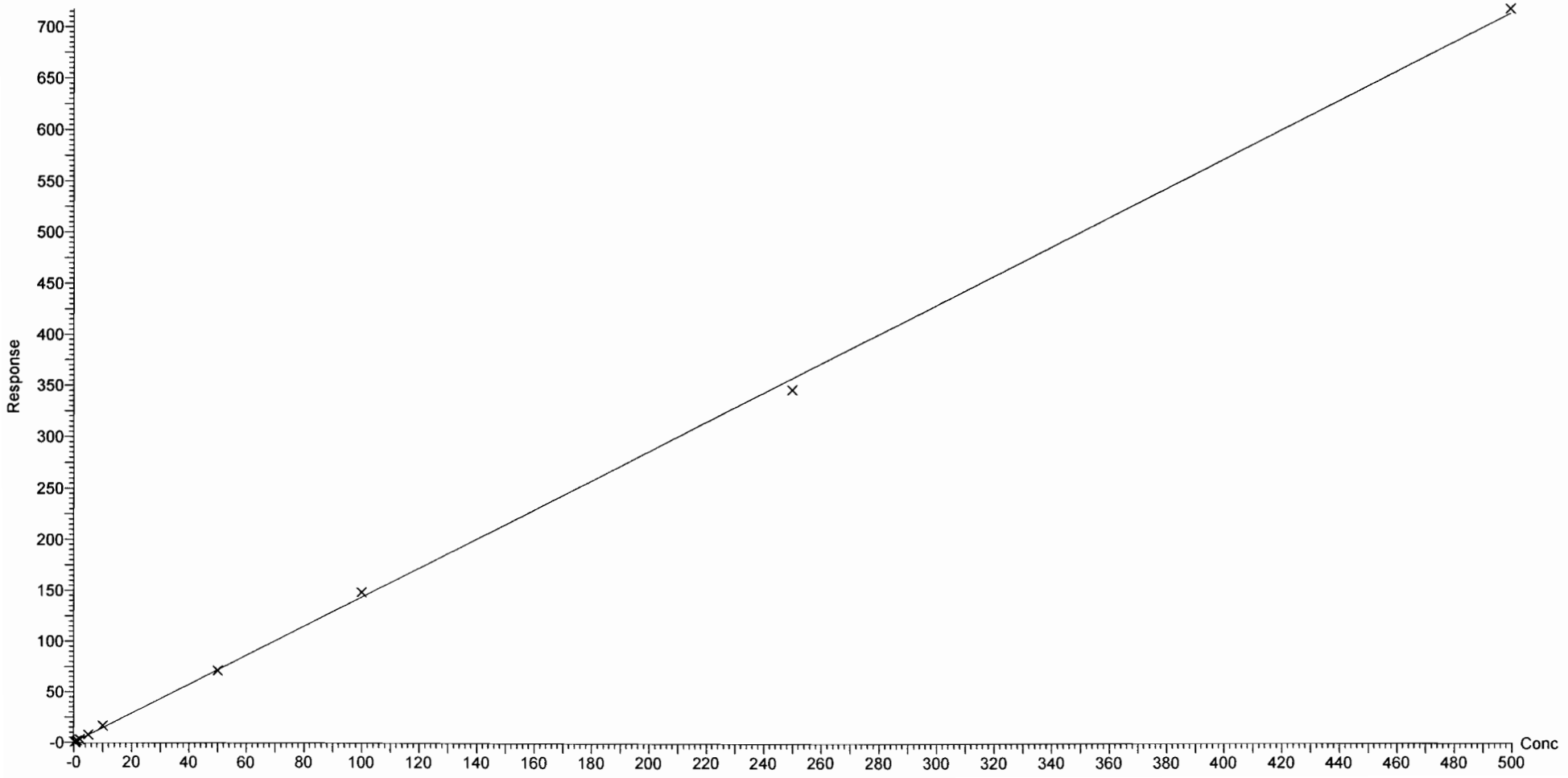

Dataset: F:\Projects\PFAS.PRO\Results\180223M2\180223M2-CRV.qld

Last Altered: Saturday, February 24, 2018 14:25:54 Pacific Standard Time
Printed: Saturday, February 24, 2018 15:00:53 Pacific Standard Time

Compound name: PFHxA
Coefficient of Determination: R^2 = 0.998242
Calibration curve: -5.39212e-005 * x^2 + 1.50215 * x + 0.0700628
Response type: Internal Std (Ref 37), Area * (IS Conc. / IS Area)
Curve type: 2nd Order, Origin: Include, Weighting: 1/x, Axis trans: None

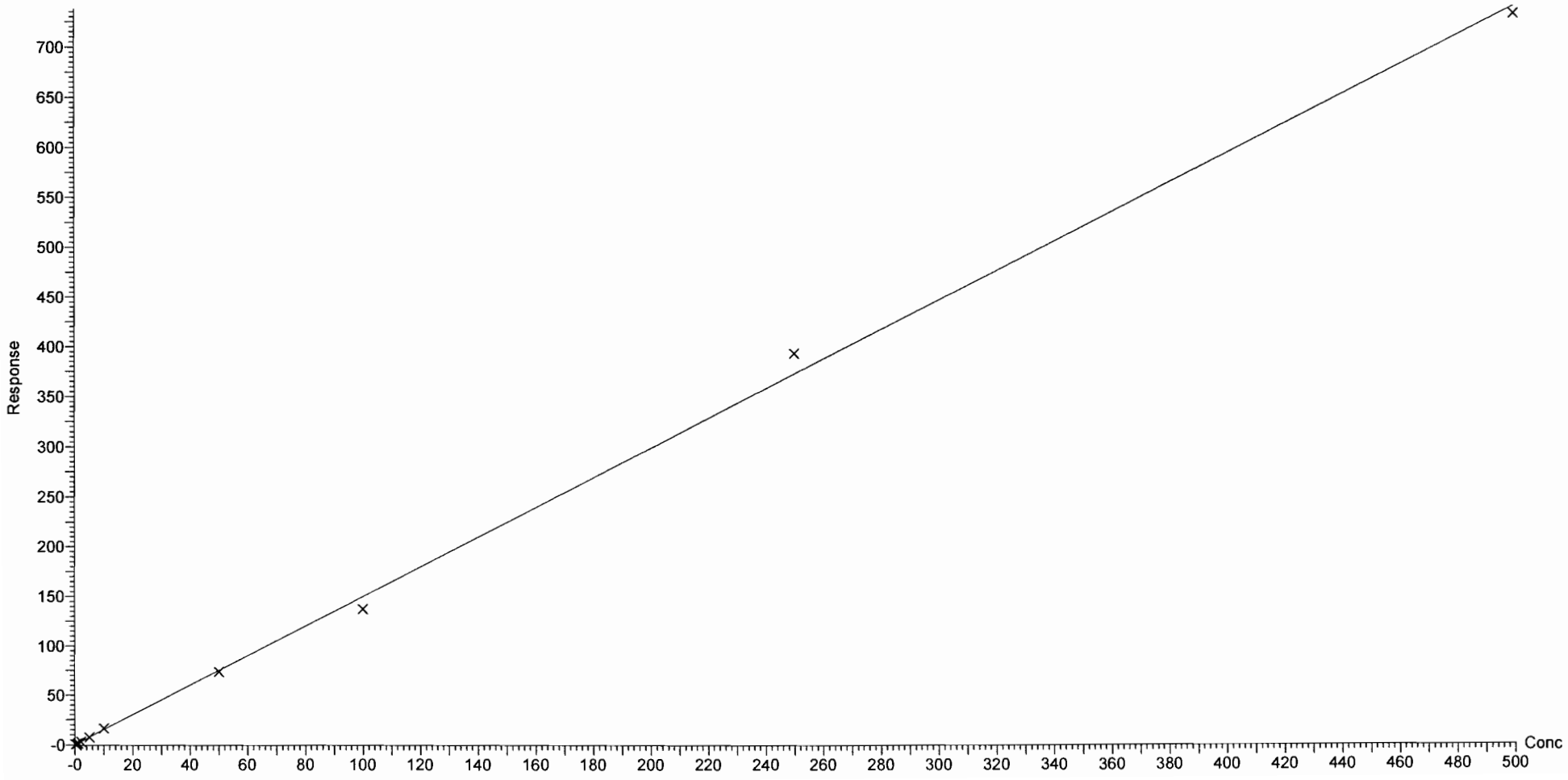

Dataset: F:\Projects\PFAS.PRO\Results\180223M2\180223M2-CRV.qld

Last Altered: Saturday, February 24, 2018 14:25:54 Pacific Standard Time
Printed: Saturday, February 24, 2018 15:00:53 Pacific Standard Time

Compound name: PFPeS
Correlation coefficient: r = 0.998505, r^2 = 0.997013
Calibration curve: 1.85181 * x + 0.25543
Response type: Internal Std (Ref 36), Area * (IS Conc. / IS Area)
Curve type: Linear, Origin: Exclude, Weighting: 1/x, Axis trans: None

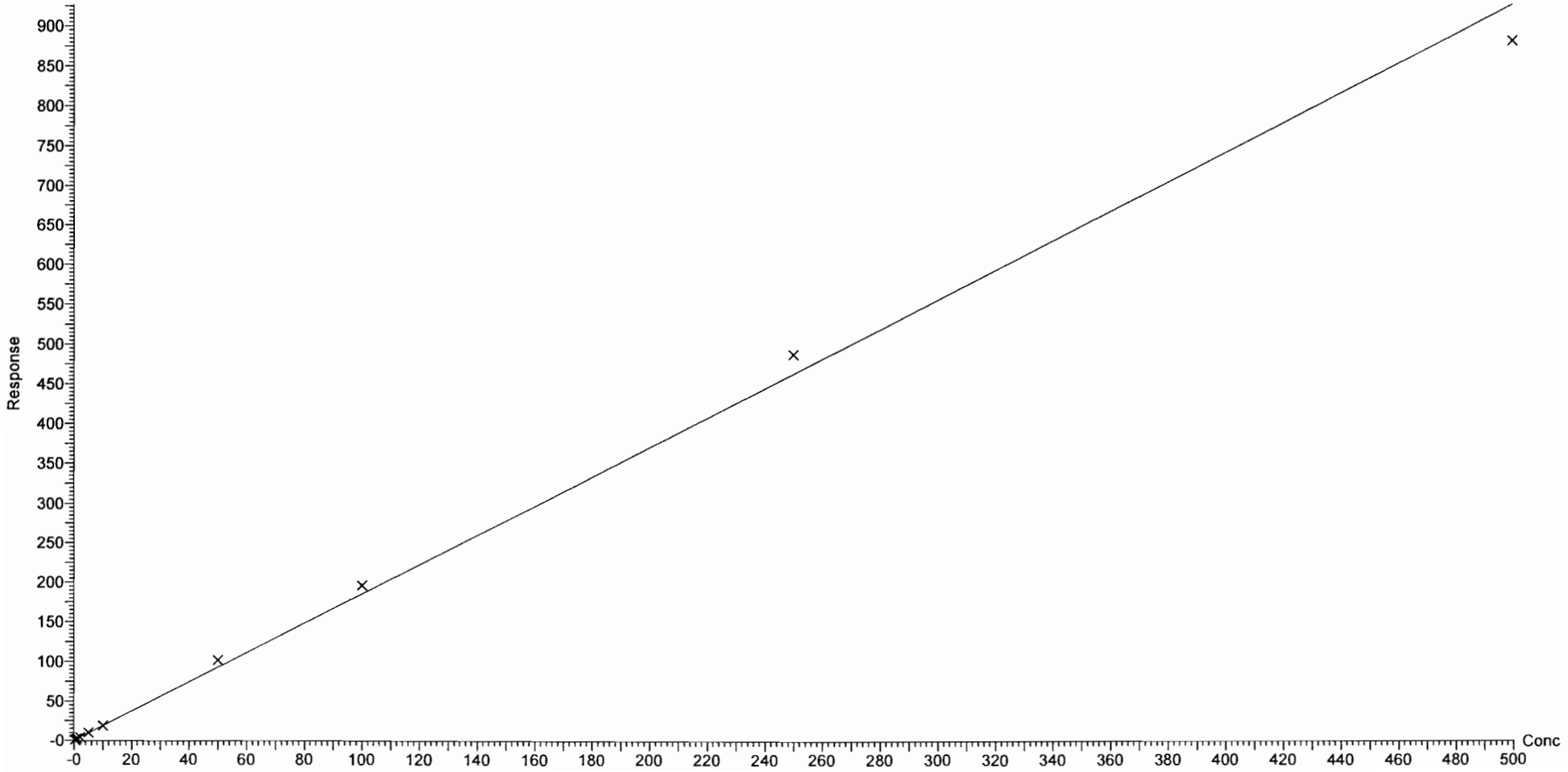

Vista Analytical Laboratory Q1

Dataset: F:\Projects\PFAS.PRO\Results\180223M2\180223M2-CRV.qld

Last Altered: Saturday, February 24, 2018 14:25:54 Pacific Standard Time
Printed: Saturday, February 24, 2018 15:00:53 Pacific Standard Time

Compound name: PFHpA
Correlation coefficient: r = 0.997543, r^2 = 0.995091
Calibration curve: 1.31251 * x + -0.0550252
Response type: Internal Std (Ref 38), Area * (IS Conc. / IS Area)
Curve type: Linear, Origin: Exclude, Weighting: 1/x, Axis trans: None

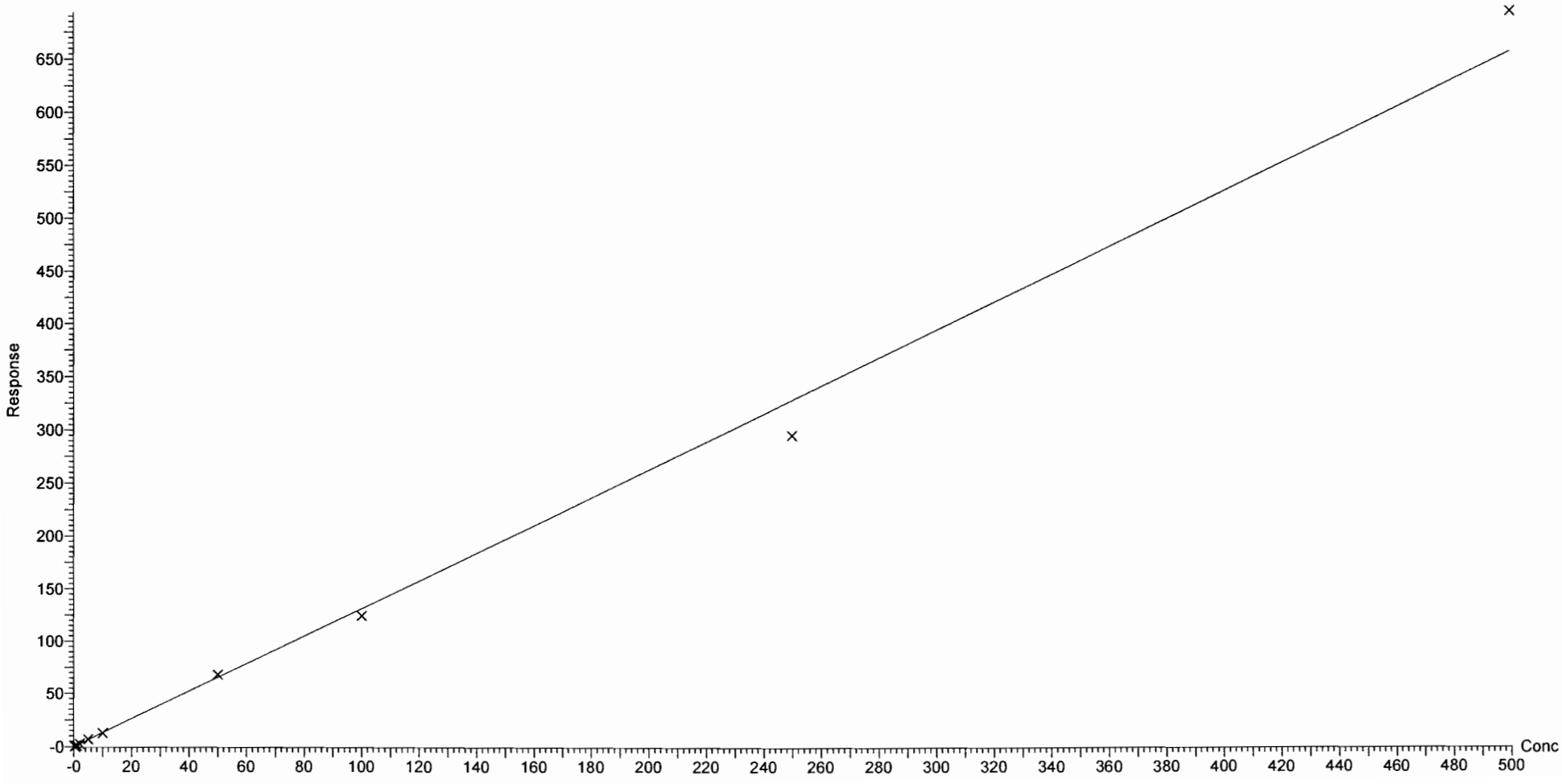

Vista Analytical Laboratory Q1

Dataset: F:\Projects\PFAS.PRO\Results\180223M2\180223M2-CRV.qld

Last Altered: Saturday, February 24, 2018 14:25:54 Pacific Standard Time
Printed: Saturday, February 24, 2018 15:00:53 Pacific Standard Time

Compound name: L-PFHxS
Correlation coefficient: r = 0.997144, r^2 = 0.994296
Calibration curve: 1.85056 * x + -0.0945425
Response type: Internal Std (Ref 39), Area * (IS Conc. / IS Area)
Curve type: Linear, Origin: Exclude, Weighting: 1/x, Axis trans: None

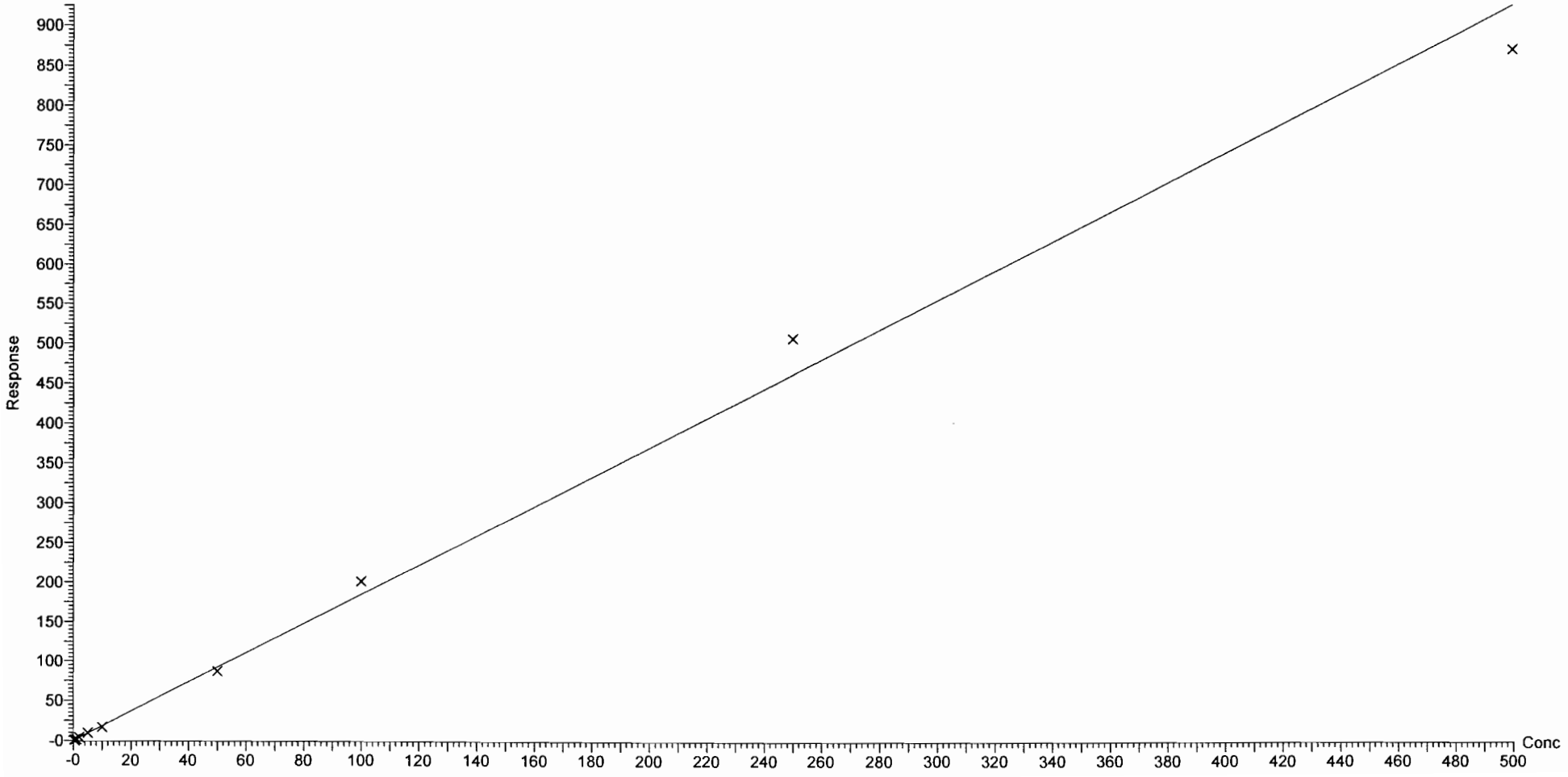

Dataset: F:\Projects\PFAS.PRO\Results\180223M2\180223M2-CRV.qld

Last Altered: Saturday, February 24, 2018 14:25:54 Pacific Standard Time
Printed: Saturday, February 24, 2018 15:00:53 Pacific Standard Time

Compound name: 6:2 FTS
Coefficient of Determination: R^2 = 0.997830
Calibration curve: -0.000231598 * x^2 + 0.230822 * x + -0.0110859
Response type: Internal Std (Ref 40), Area * (IS Conc. / IS Area)
Curve type: 2nd Order, Origin: Include, Weighting: 1/x, Axis trans: None

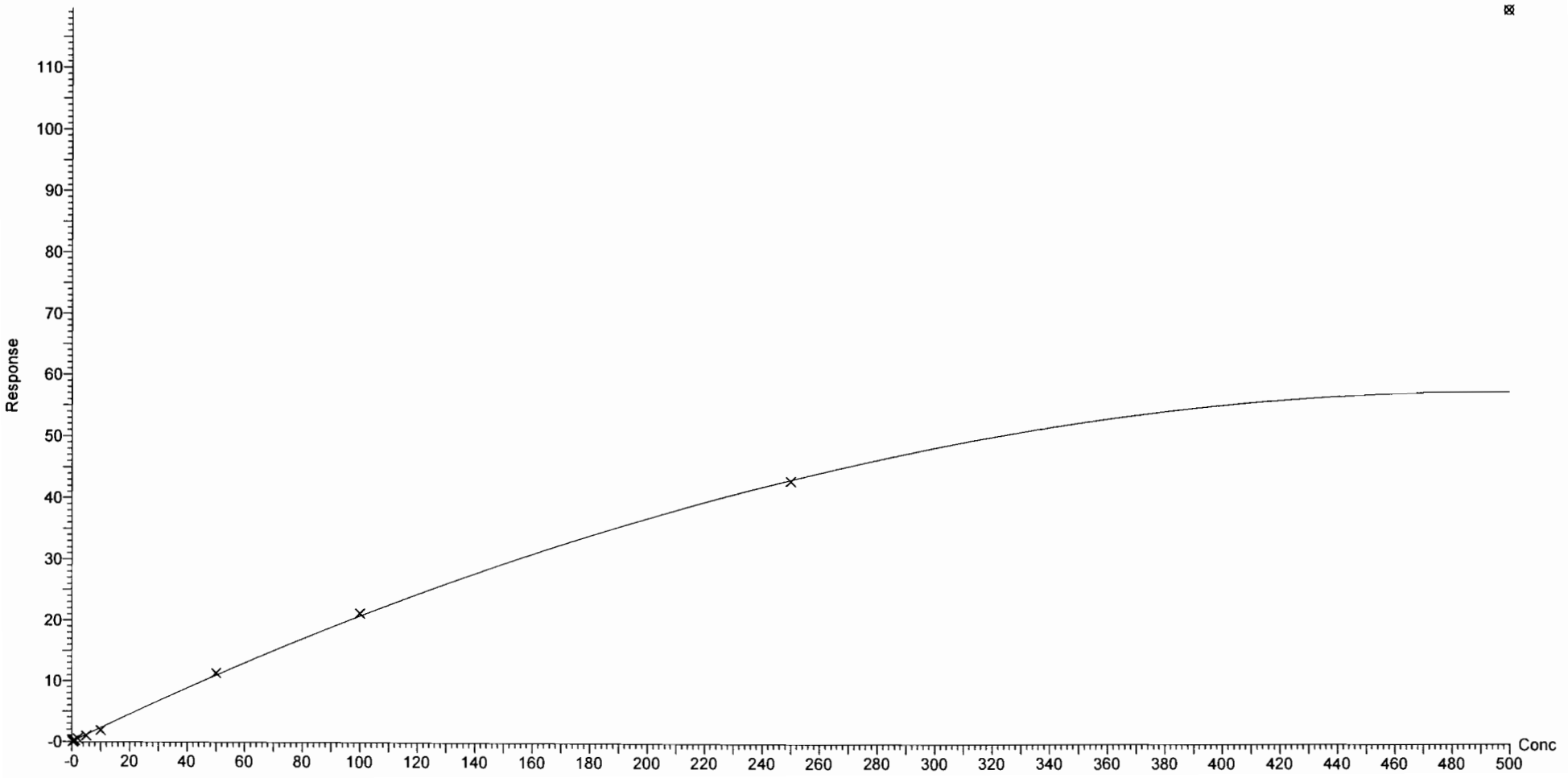

Dataset: F:\Projects\PFAS.PRO\Results\180223M2\180223M2-CRV.qld

Last Altered: Saturday, February 24, 2018 14:25:54 Pacific Standard Time
Printed: Saturday, February 24, 2018 15:00:53 Pacific Standard Time

Compound name: L-PFOA
Correlation coefficient: r = 0.997140, r^2 = 0.994289
Calibration curve: 0.993473 * x + 0.00510416
Response type: Internal Std (Ref 40), Area * (IS Conc. / IS Area)
Curve type: Linear, Origin: Exclude, Weighting: 1/x, Axis trans: None

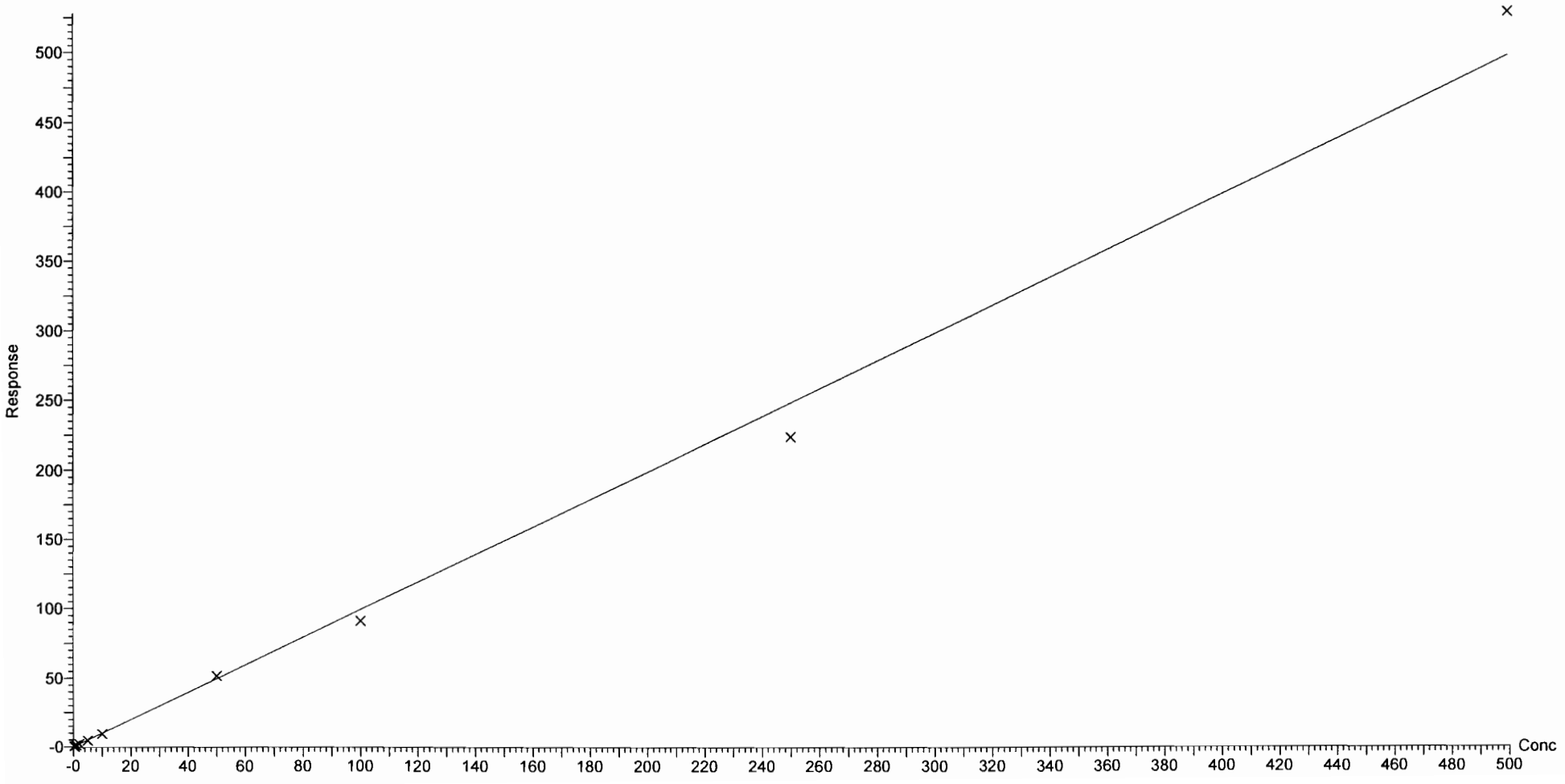

Dataset: F:\Projects\PFAS.PRO\Results\180223M2\180223M2-CRV.qld

Last Altered: Saturday, February 24, 2018 14:25:54 Pacific Standard Time
Printed: Saturday, February 24, 2018 15:00:53 Pacific Standard Time

Compound name: PFHpS
Coefficient of Determination: R^2 = 0.995598
Calibration curve: -9.08145e-005 * x^2 + 0.217204 * x + 0.000713234
Response type: Internal Std (Ref 40), Area * (IS Conc. / IS Area)
Curve type: 2nd Order, Origin: Exclude, Weighting: 1/x, Axis trans: None

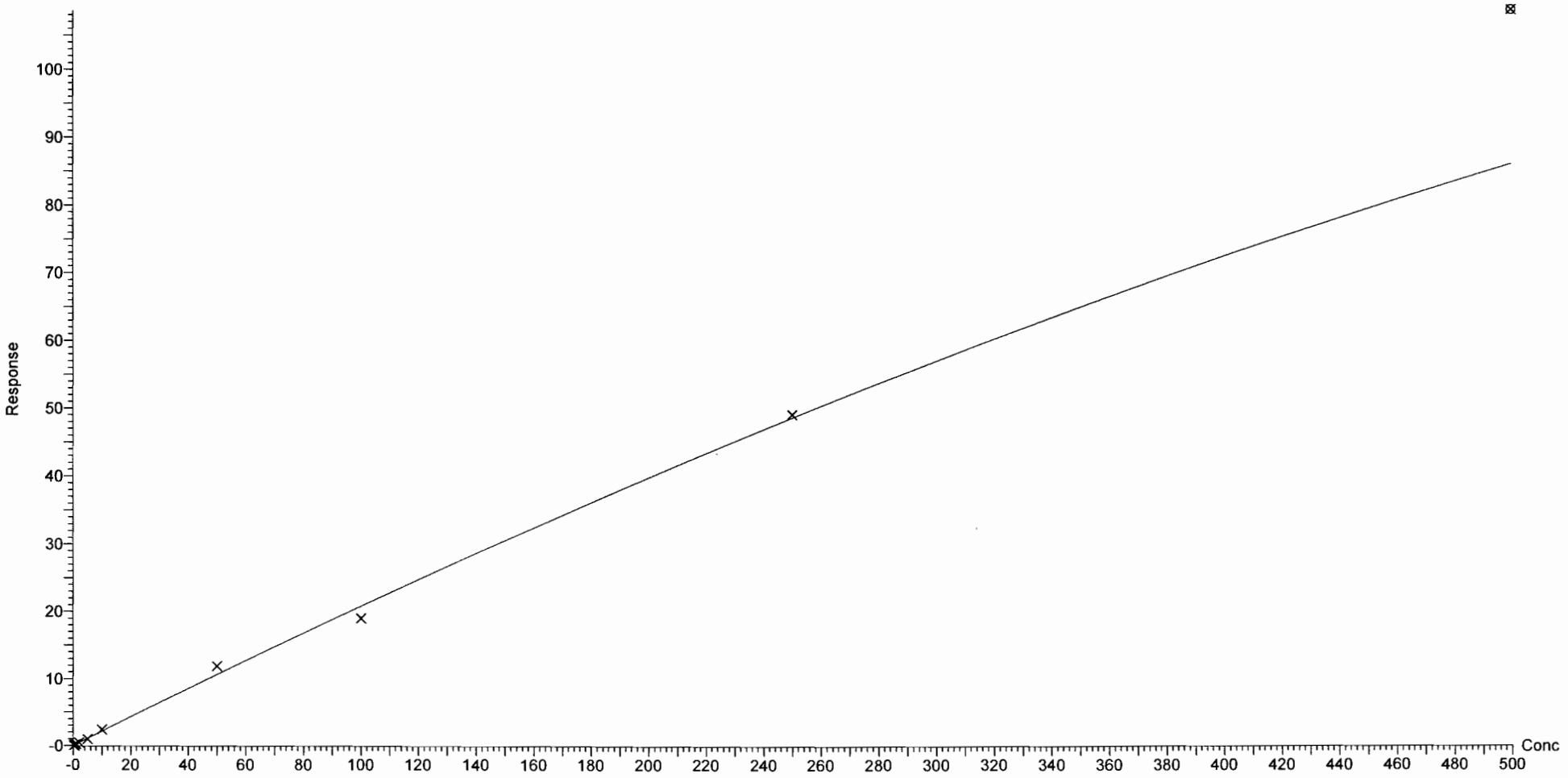

Vista Analytical Laboratory Q1

Dataset: F:\Projects\PFAS.PRO\Results\180223M2\180223M2-CRV.qld

Last Altered: Saturday, February 24, 2018 14:25:54 Pacific Standard Time
Printed: Saturday, February 24, 2018 15:00:53 Pacific Standard Time

Compound name: PFNA
Correlation coefficient: r = 0.998261, r^2 = 0.996525
Calibration curve: 1.25087 * x + 0.0672606
Response type: Internal Std (Ref 41), Area * (IS Conc. / IS Area)
Curve type: Linear, Origin: Exclude, Weighting: 1/x, Axis trans: None

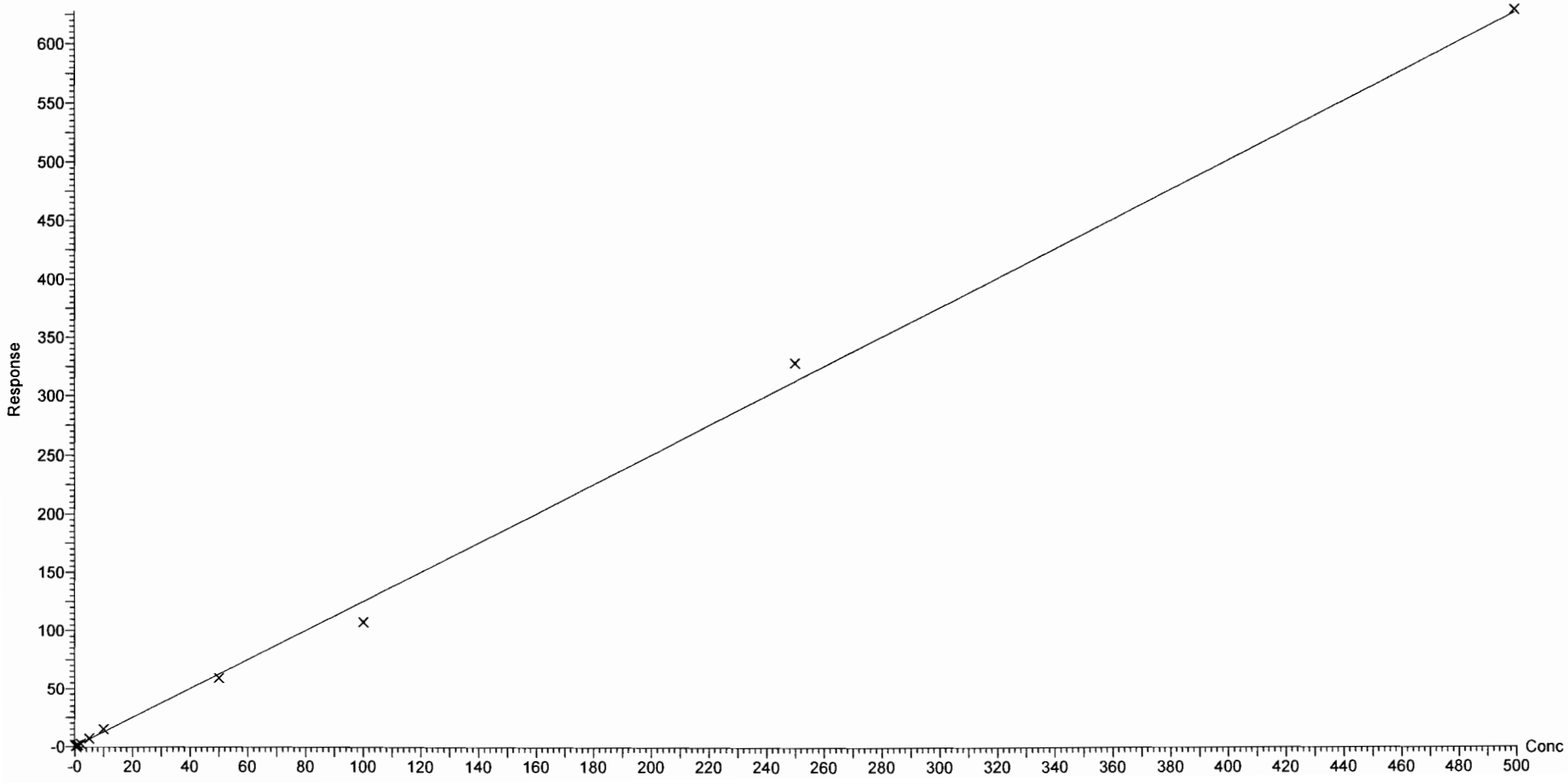

Dataset: F:\Projects\PFAS.PRO\Results\180223M2\180223M2-CRV.qld

Last Altered: Saturday, February 24, 2018 14:25:54 Pacific Standard Time
Printed: Saturday, February 24, 2018 15:00:53 Pacific Standard Time

Compound name: PFOSA
Correlation coefficient: r = 0.998719, r^2 = 0.997440
Calibration curve: 1.02634 * x + -0.0680226
Response type: Internal Std (Ref 42), Area * (IS Conc. / IS Area)
Curve type: Linear, Origin: Exclude, Weighting: 1/x, Axis trans: None

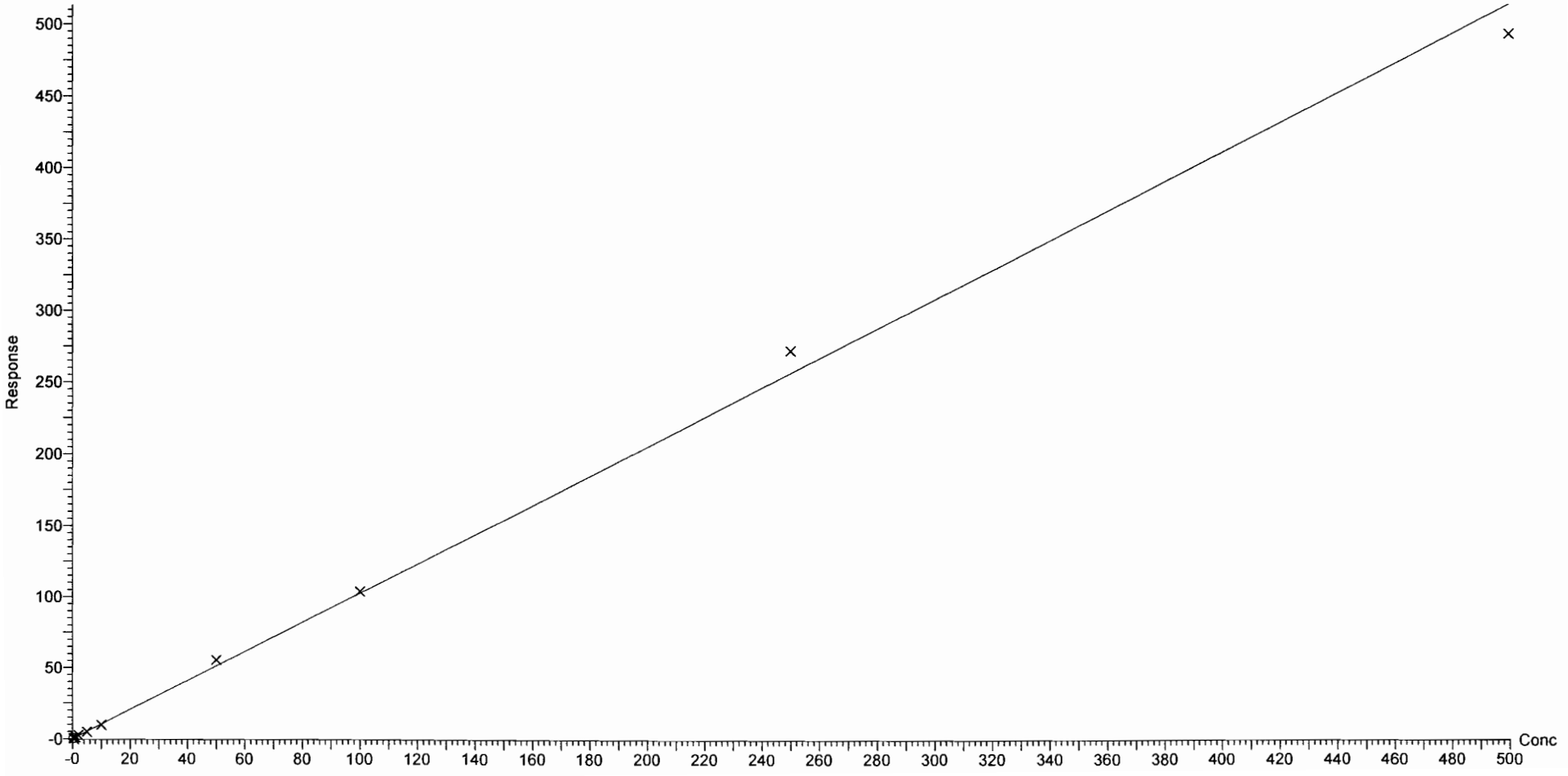

Vista Analytical Laboratory Q1

Dataset: F:\Projects\PFAS.PRO\Results\180223M2\180223M2-CRV.qld

Last Altered: Saturday, February 24, 2018 15:27:24 Pacific Standard Time
Printed: Saturday, February 24, 2018 15:29:01 Pacific Standard Time

Method: F:\Projects\PFAS.PRO\MethDB\PFAS_FULL_80C_022218.mdb 23 Feb 2018 08:58:55
Calibration: F:\Projects\PFAS.PRO\CurveDB\C18_VAL-PFAS_Q4_02-23-18-FULL.cdb 24 Feb 2018 15:27:24

Compound name: L-PFOS
Coefficient of Determination: R^2 = 0.998732
Calibration curve: 0.000119831 * x^2 + 1.09302 * x + -0.0626814
Response type: Internal Std (Ref 43), Area * (IS Conc. / IS Area)
Curve type: 2nd Order, Origin: Exclude, Weighting: 1/x, Axis trans: None

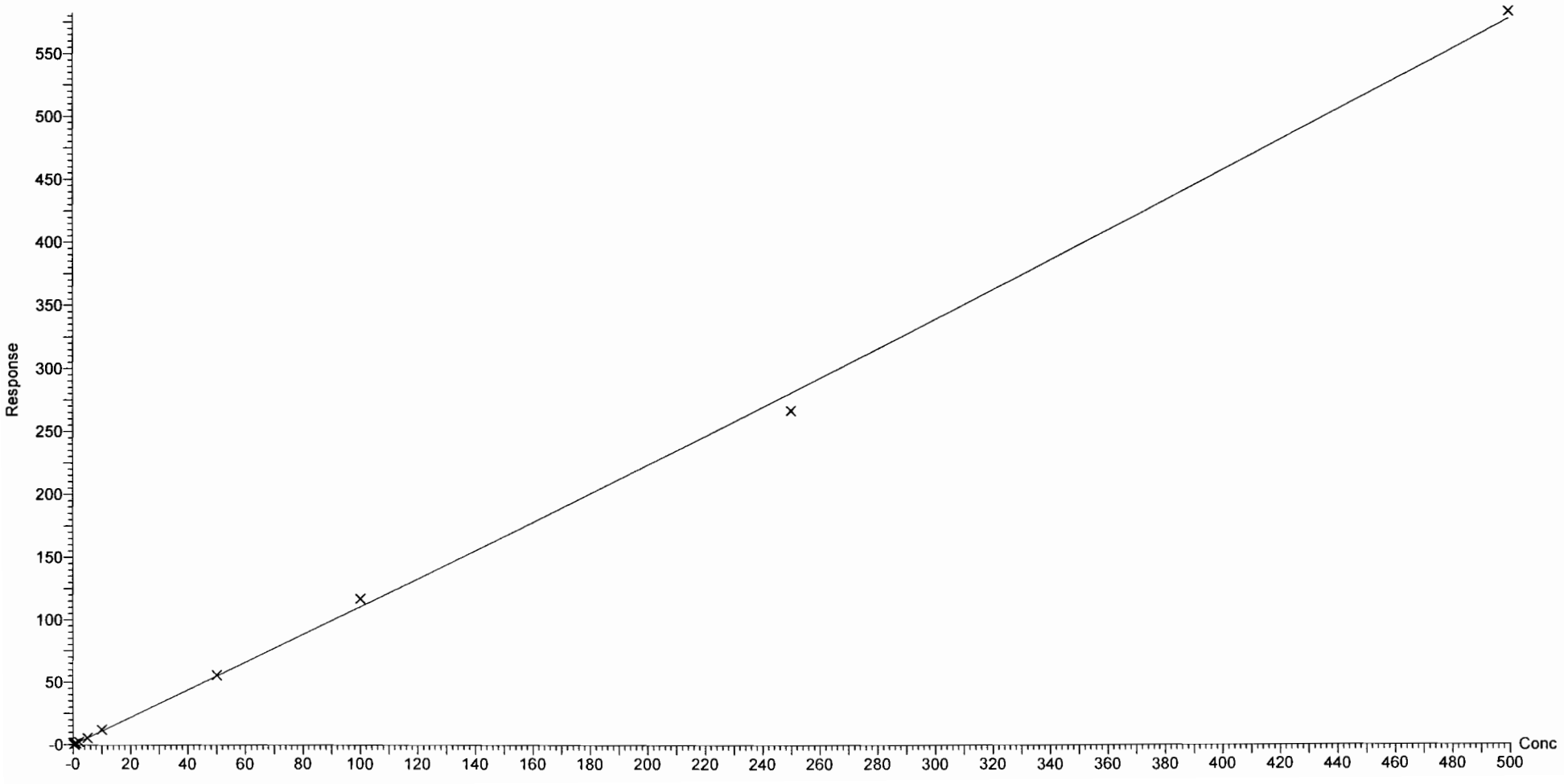

Dataset: F:\Projects\PFAS.PRO\Results\180223M2\180223M2-CRV.qld

Last Altered: Saturday, February 24, 2018 14:25:54 Pacific Standard Time
Printed: Saturday, February 24, 2018 15:00:53 Pacific Standard Time

Compound name: PFDA
Coefficient of Determination: R^2 = 0.997854
Calibration curve: -0.00039429 * x^2 + 1.31405 * x + -0.0179236
Response type: Internal Std (Ref 44), Area * (IS Conc. / IS Area)
Curve type: 2nd Order, Origin: Exclude, Weighting: 1/x, Axis trans: None

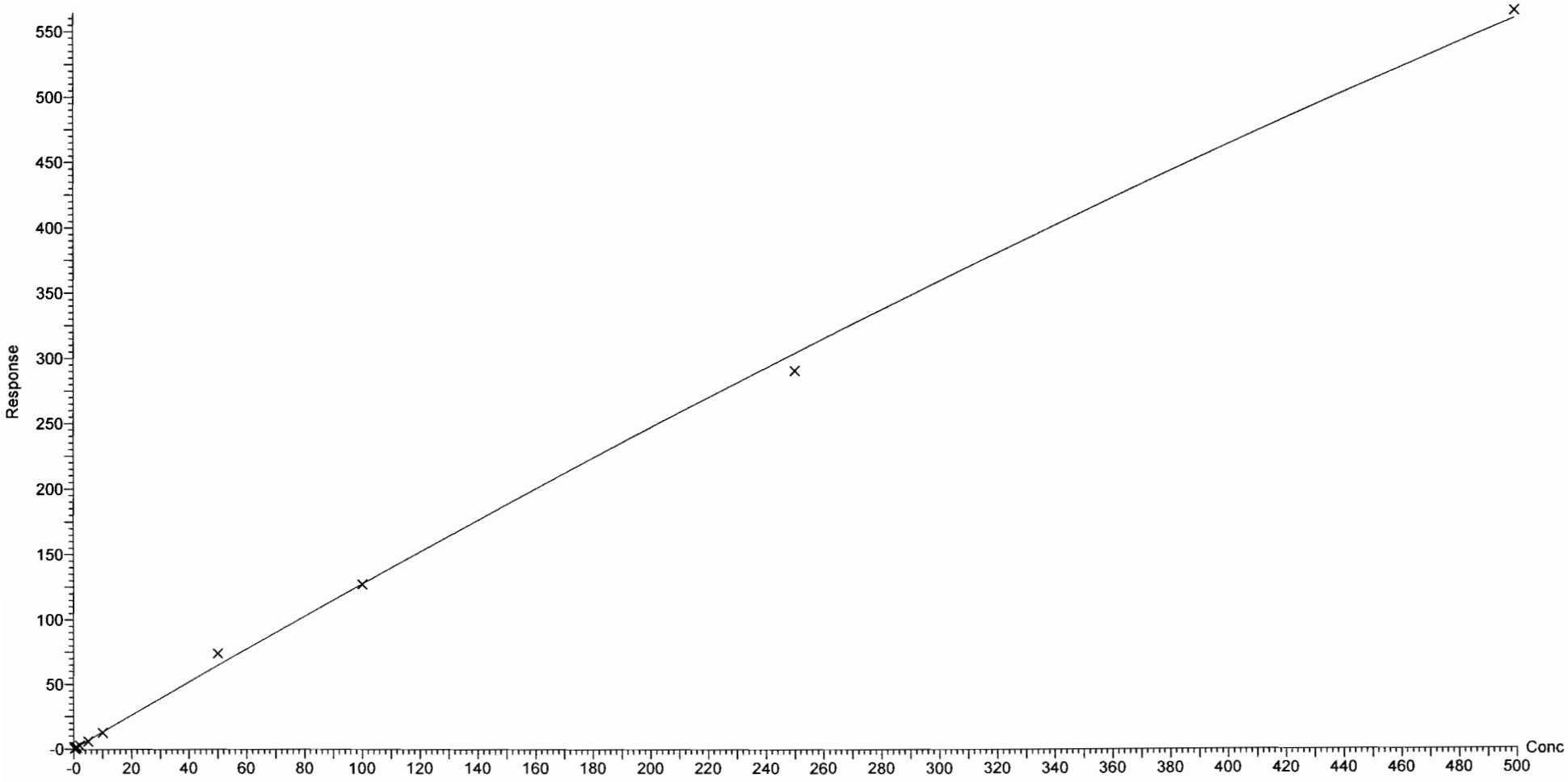

Dataset: F:\Projects\PFAS.PRO\Results\180223M2\180223M2-CRV.qld

Last Altered: Saturday, February 24, 2018 14:25:54 Pacific Standard Time
Printed: Saturday, February 24, 2018 15:00:53 Pacific Standard Time

Compound name: 8:2 FTS
Coefficient of Determination: R^2 = 0.997874
Calibration curve: -0.000176216 * x^2 + 0.271257 * x + 0.00374562
Response type: Internal Std (Ref 40), Area * (IS Conc. / IS Area)
Curve type: 2nd Order, Origin: Include, Weighting: 1/x, Axis trans: None

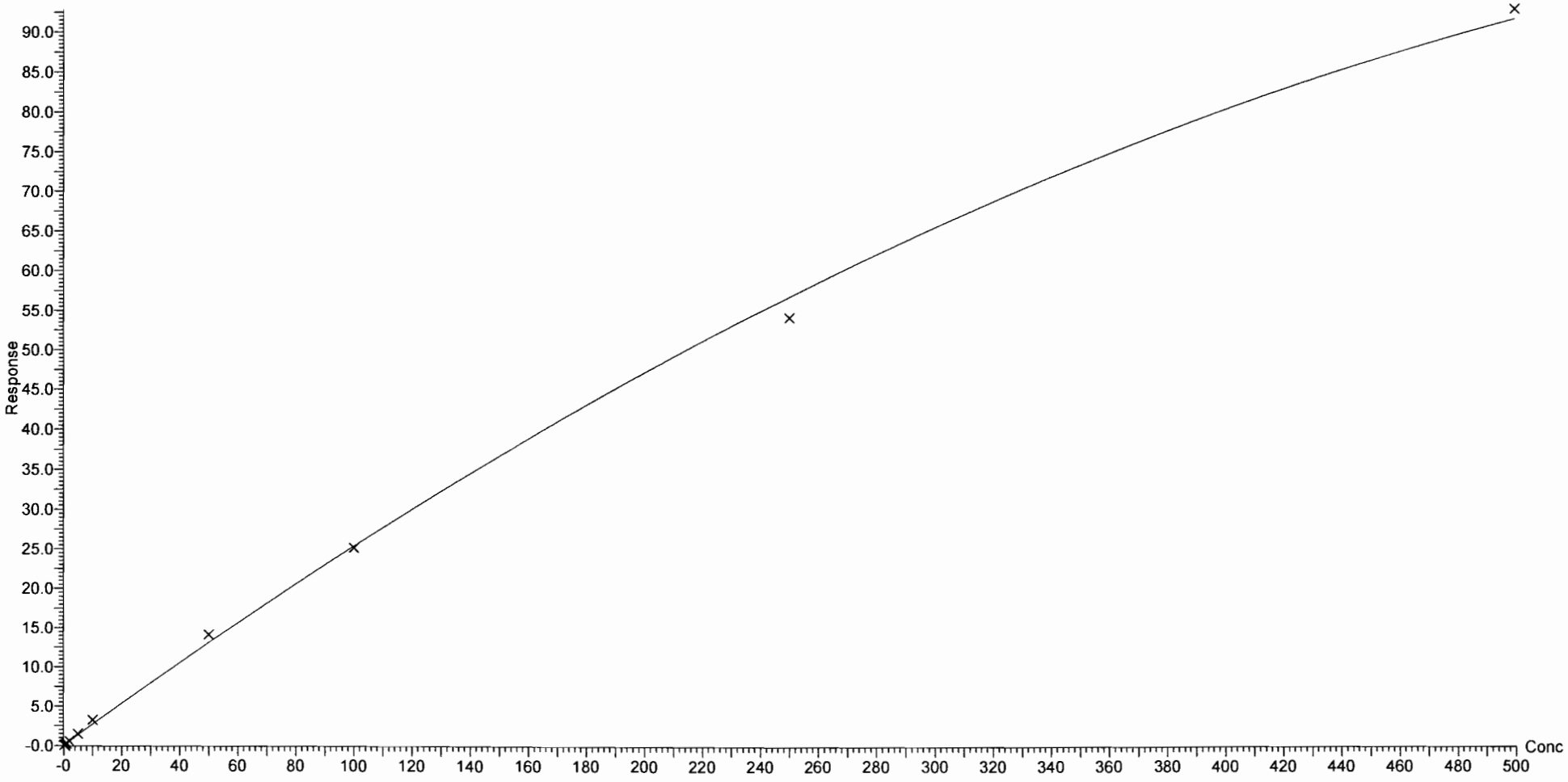

Dataset: F:\Projects\PFAS.PRO\Results\180223M2\180223M2-CRV.qld

Last Altered: Saturday, February 24, 2018 14:25:54 Pacific Standard Time
Printed: Saturday, February 24, 2018 15:00:53 Pacific Standard Time

Compound name: PFNS
Coefficient of Determination: R^2 = 0.992825
Calibration curve: -0.000305546 * x^2 + 0.93091 * x + -0.0289481
Response type: Internal Std (Ref 43), Area * (IS Conc. / IS Area)
Curve type: 2nd Order, Origin: Exclude, Weighting: 1/x, Axis trans: None

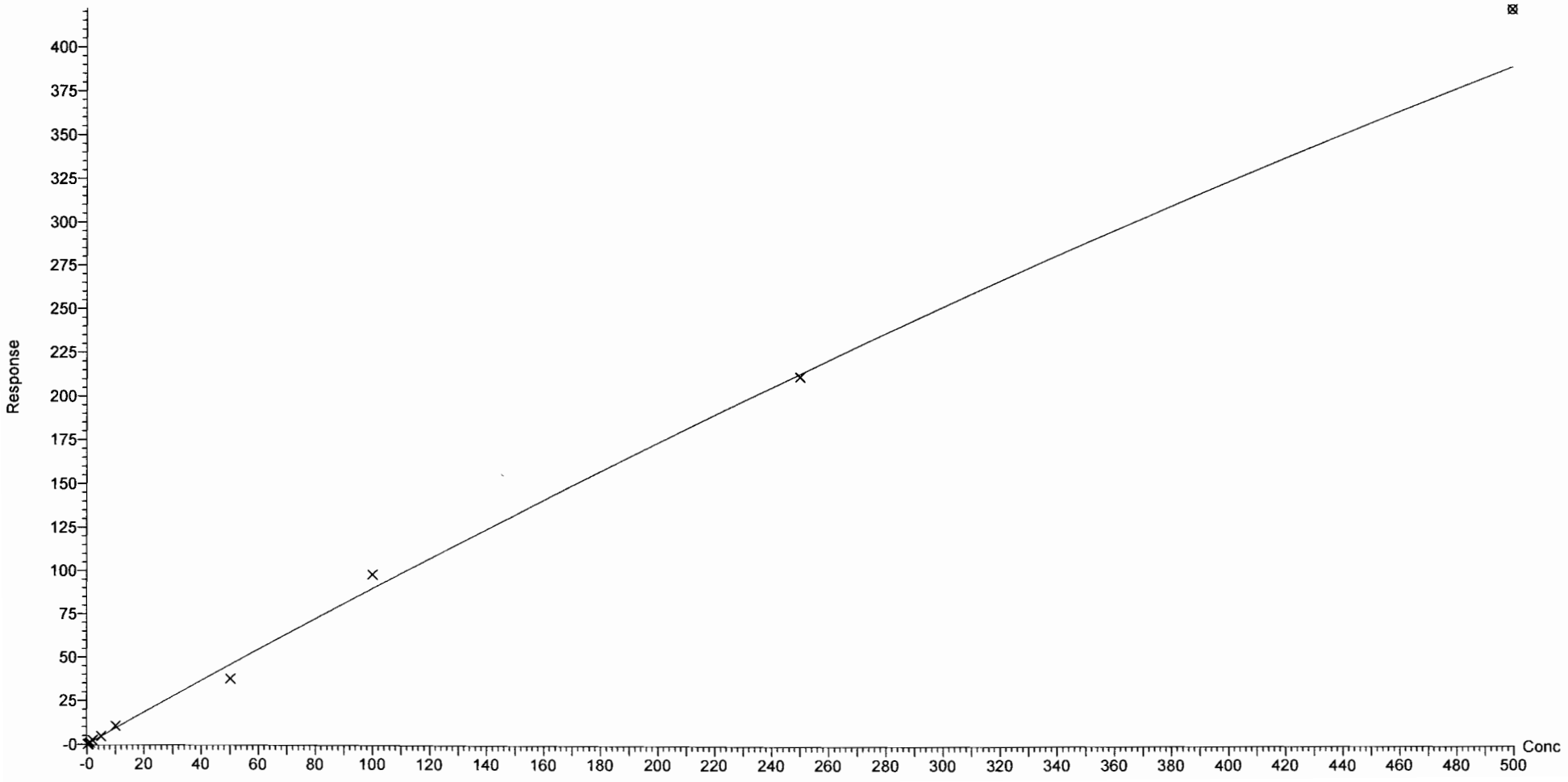

Dataset: F:\Projects\PFAS.PRO\Results\180223M2\180223M2-CRV.qld

Last Altered: Saturday, February 24, 2018 14:25:54 Pacific Standard Time
Printed: Saturday, February 24, 2018 15:00:53 Pacific Standard Time

Compound name: N-MeFOSAA
Coefficient of Determination: R^2 = 0.999586
Calibration curve: -0.000628442 * x^2 + 1.4673 * x + -0.113739
Response type: Internal Std (Ref 45), Area * (IS Conc. / IS Area)
Curve type: 2nd Order, Origin: Include, Weighting: 1/x, Axis trans: None

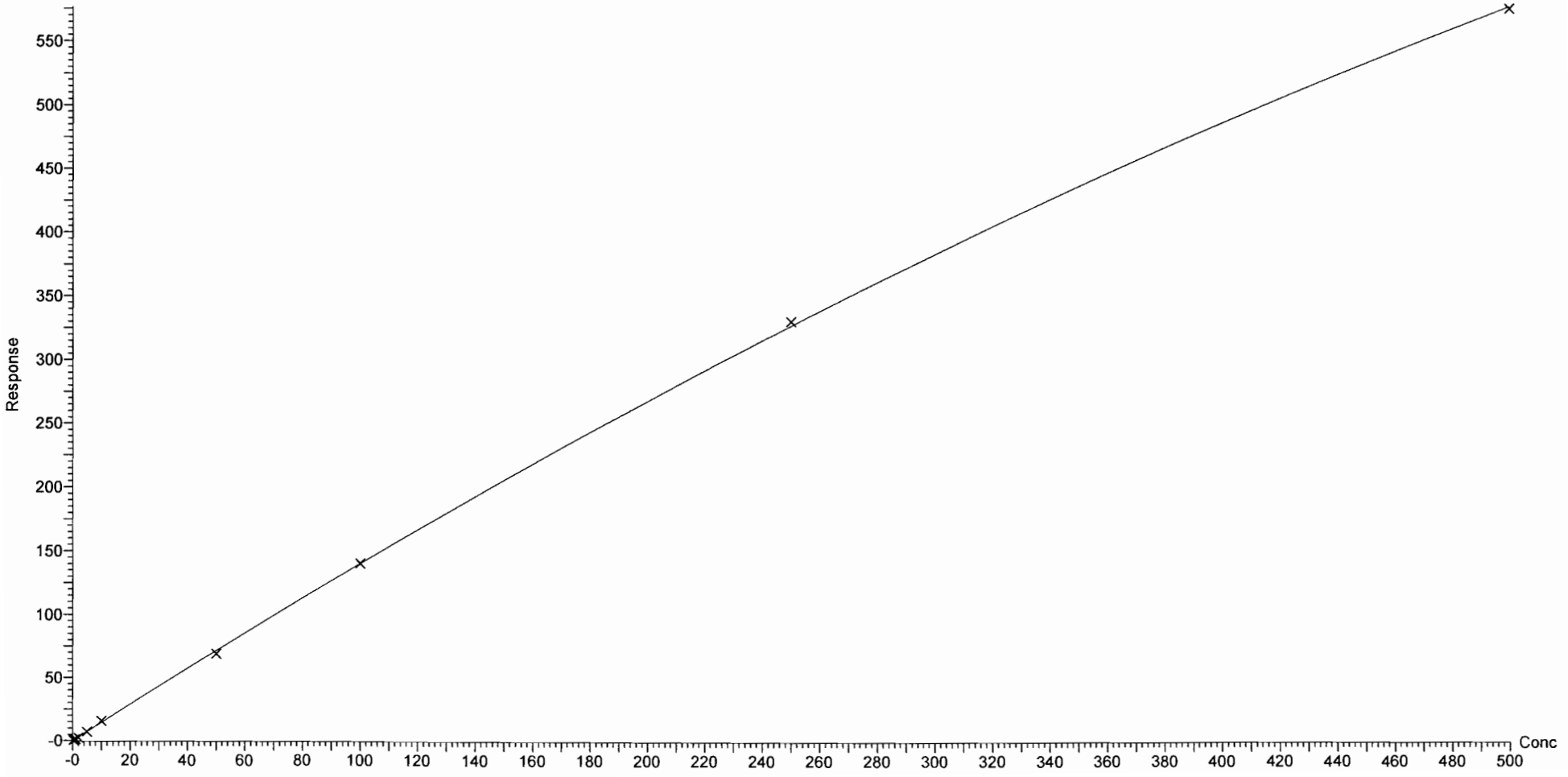

Dataset: F:\Projects\PFAS.PRO\Results\180223M2\180223M2-CRV.qld

Last Altered: Saturday, February 24, 2018 14:25:54 Pacific Standard Time
Printed: Saturday, February 24, 2018 15:00:53 Pacific Standard Time

Compound name: N-EtFOSAA
Coefficient of Determination: R^2 = 0.998718
Calibration curve: -0.000199362 * x^2 + 1.03486 * x + -0.0695315
Response type: Internal Std (Ref 46), Area * (IS Conc. / IS Area)
Curve type: 2nd Order, Origin: Include, Weighting: 1/x, Axis trans: None

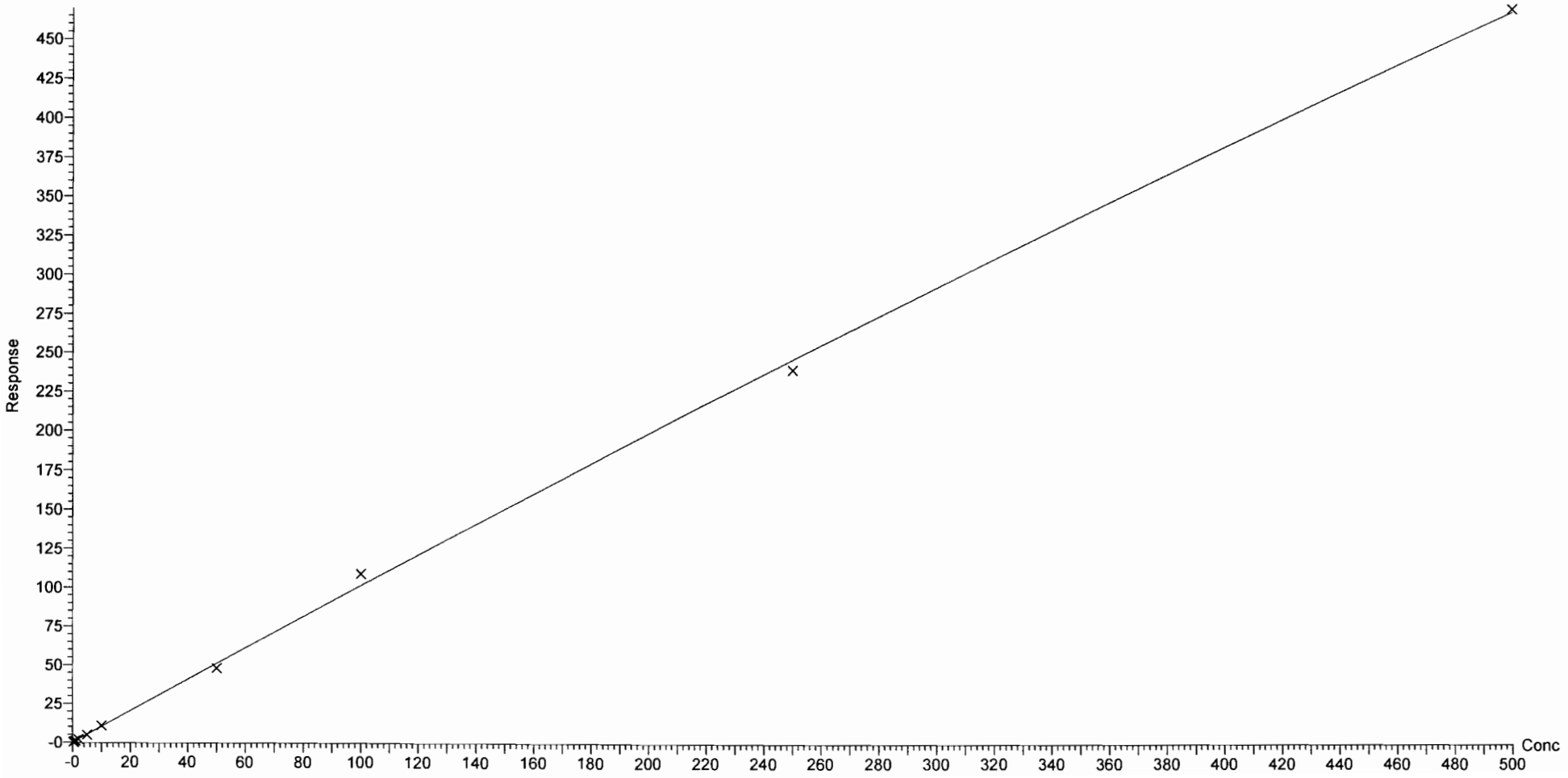

Dataset: F:\Projects\PFAS.PRO\Results\180223M2\180223M2-CRV.qld

Last Altered: Saturday, February 24, 2018 14:25:54 Pacific Standard Time
Printed: Saturday, February 24, 2018 15:00:53 Pacific Standard Time

Compound name: PFUdA
Coefficient of Determination: R^2 = 0.998490
Calibration curve: -0.000142688 * x^2 + 0.997726 * x + -0.0345748
Response type: Internal Std (Ref 47), Area * (IS Conc. / IS Area)
Curve type: 2nd Order, Origin: Exclude, Weighting: 1/x, Axis trans: None

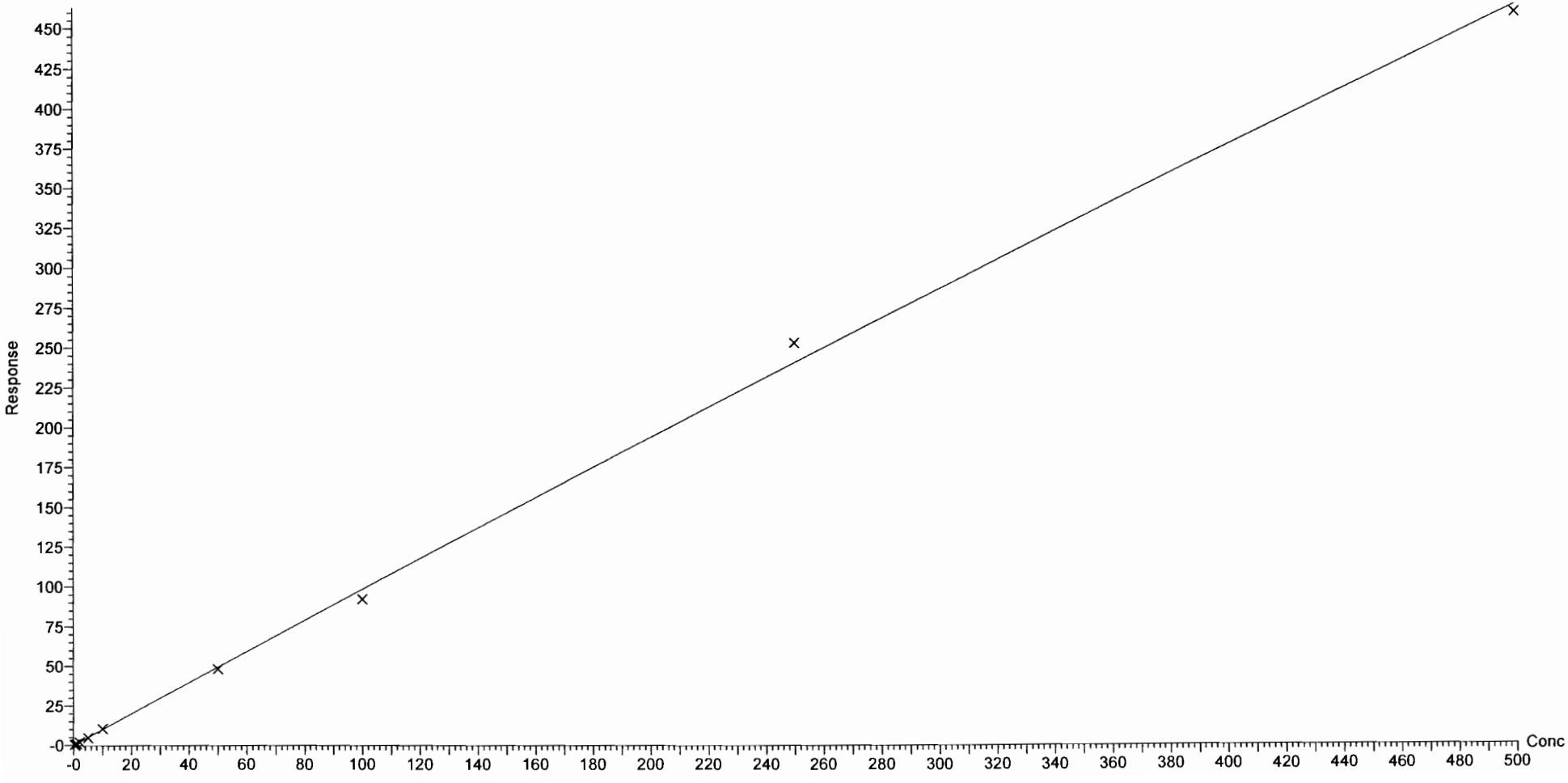

Dataset: F:\Projects\PFAS.PRO\Results\180223M2\180223M2-CRV.qld

Last Altered: Saturday, February 24, 2018 14:25:54 Pacific Standard Time
Printed: Saturday, February 24, 2018 15:00:53 Pacific Standard Time

Compound name: PFDS
Coefficient of Determination: R^2 = 0.997963
Calibration curve: -3.99958e-005 * x^2 + 0.228034 * x + 0.0324945
Response type: Internal Std (Ref 47), Area * (IS Conc. / IS Area)
Curve type: 2nd Order, Origin: Exclude, Weighting: 1/x, Axis trans: None

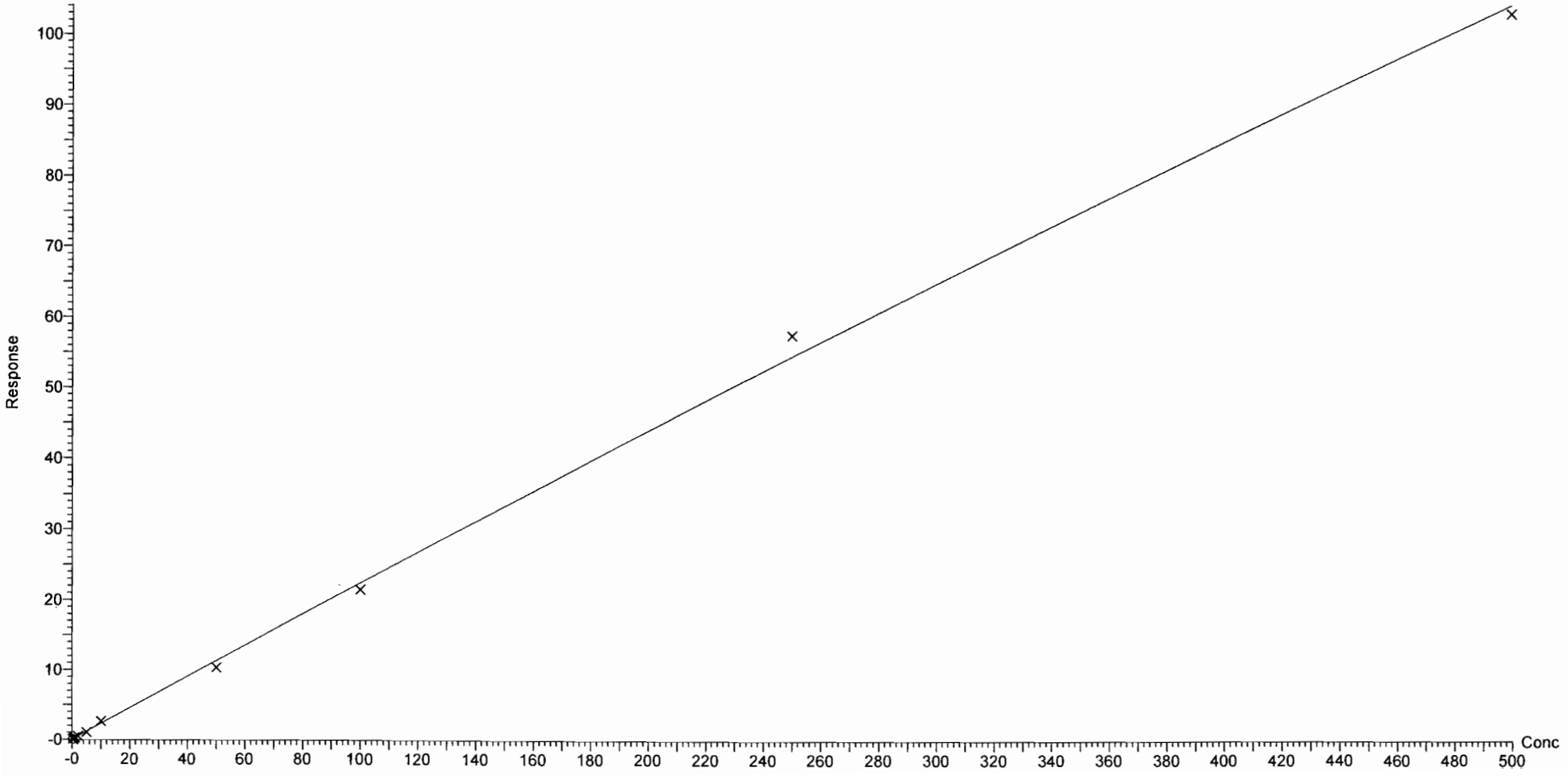

Vista Analytical Laboratory Q1

Dataset: F:\Projects\PFAS.PRO\Results\180223M2\180223M2-CRV.qld

Last Altered: Saturday, February 24, 2018 14:25:54 Pacific Standard Time
Printed: Saturday, February 24, 2018 15:00:53 Pacific Standard Time

Compound name: PFDoA
Coefficient of Determination: R^2 = 0.998033
Calibration curve: -0.0012913 * x^2 + 1.24219 * x + 0.0636017
Response type: Internal Std (Ref 48), Area * (IS Conc. / IS Area)
Curve type: 2nd Order, Origin: Exclude, Weighting: 1/x, Axis trans: None

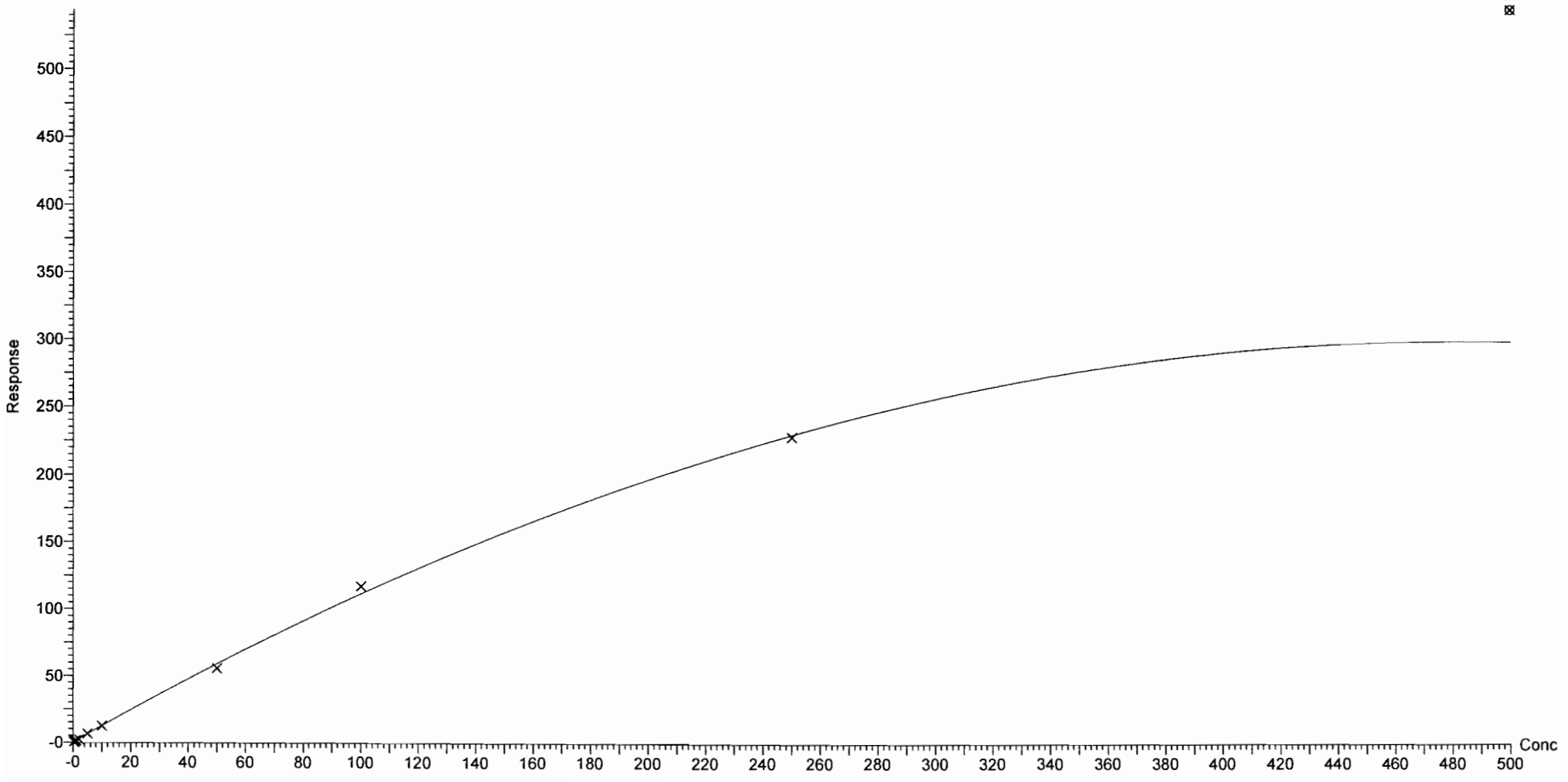

Dataset: F:\Projects\PFAS.PRO\Results\180223M2\180223M2-CRV.qld

Last Altered: Saturday, February 24, 2018 14:25:54 Pacific Standard Time
Printed: Saturday, February 24, 2018 15:00:53 Pacific Standard Time

Compound name: N-MeFOSA
Correlation coefficient: r = 0.996917, r^2 = 0.993844
Calibration curve: 0.975518 * x + 0.567329
Response type: Internal Std (Ref 49), Area * (IS Conc. / IS Area)
Curve type: Linear, Origin: Include, Weighting: 1/x, Axis trans: None

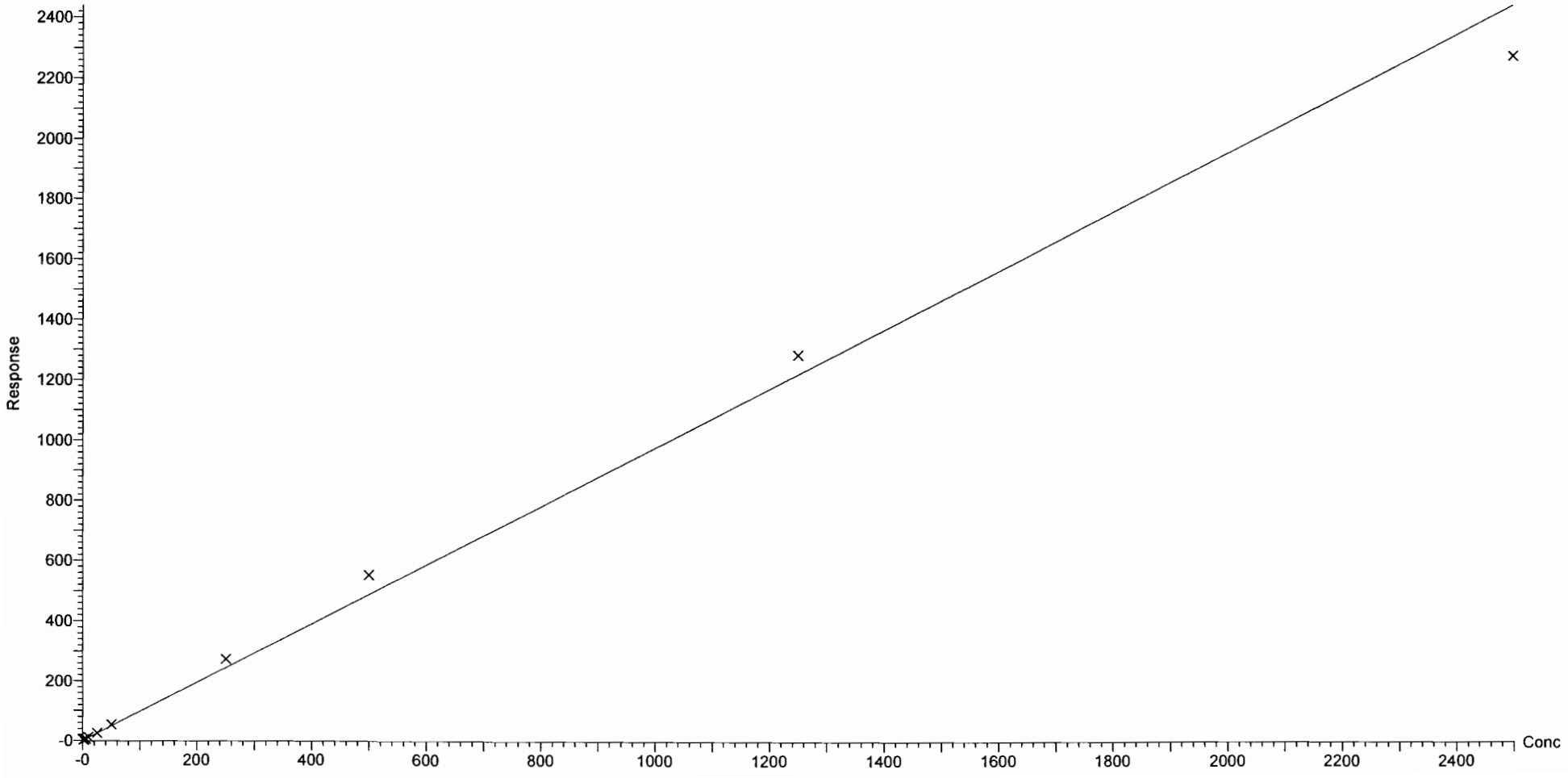

Vista Analytical Laboratory Q1

Dataset: F:\Projects\PFAS.PRO\Results\180223M2\180223M2-CRV.qld

Last Altered: Saturday, February 24, 2018 14:25:54 Pacific Standard Time
Printed: Saturday, February 24, 2018 15:00:53 Pacific Standard Time

Compound name: PFTrDA
Coefficient of Determination: R^2 = 0.992640
Calibration curve: 0.000243795 * x^2 + 1.29928 * x + 0.193786
Response type: Internal Std (Ref 48), Area * (IS Conc. / IS Area)
Curve type: 2nd Order, Origin: Exclude, Weighting: 1/x, Axis trans: None

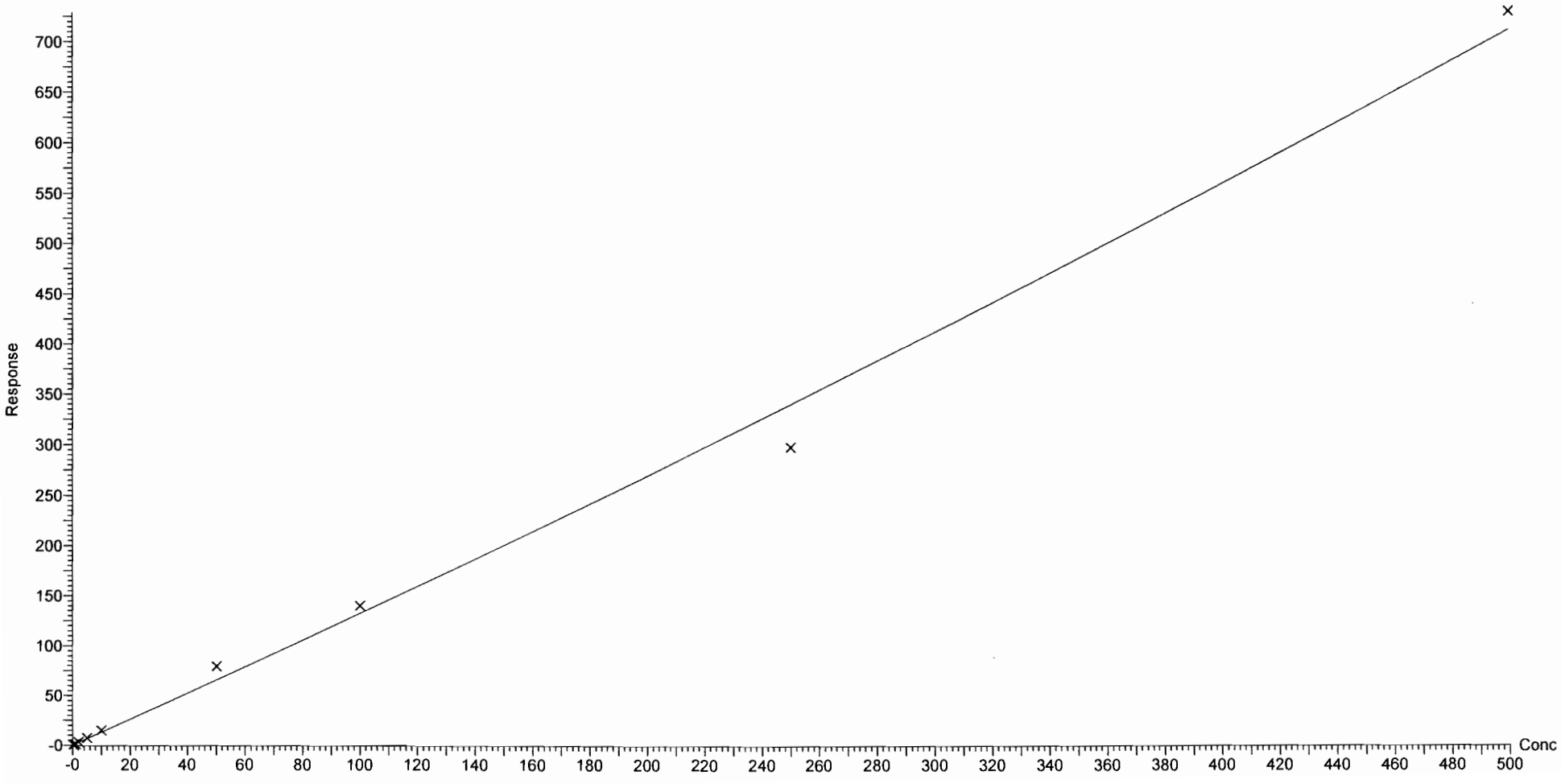

Dataset: F:\Projects\PFAS.PRO\Results\180223M2\180223M2-CRV.qld

Last Altered: Saturday, February 24, 2018 14:25:54 Pacific Standard Time
Printed: Saturday, February 24, 2018 15:00:53 Pacific Standard Time

Compound name: PFTeDA
Coefficient of Determination: R^2 = 0.999184
Calibration curve: -0.000685159 * x^2 + 1.90514 * x + 0.394291
Response type: Internal Std (Ref 50), Area * (IS Conc. / IS Area)
Curve type: 2nd Order, Origin: Exclude, Weighting: 1/x, Axis trans: None

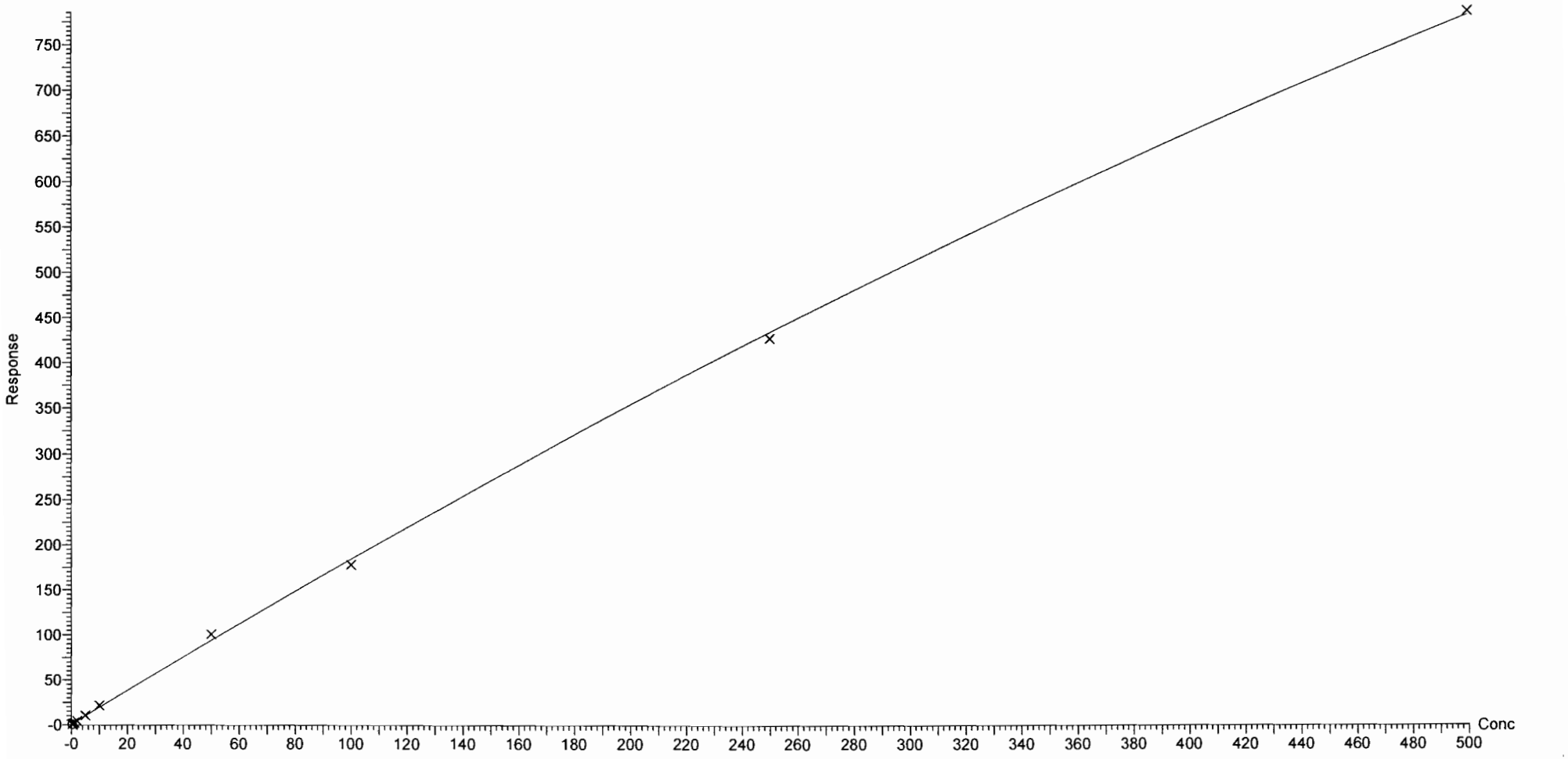

Dataset: F:\Projects\PFAS.PRO\Results\180223M2\180223M2-CRV.qld

Last Altered: Saturday, February 24, 2018 14:25:54 Pacific Standard Time
Printed: Saturday, February 24, 2018 15:00:53 Pacific Standard Time

Compound name: N-EtFOSA
Coefficient of Determination: R^2 = 0.999674
Calibration curve: -3.4639e-005 * x^2 + 0.952598 * x + 0.0623023
Response type: Internal Std (Ref 51), Area * (IS Conc. / IS Area)
Curve type: 2nd Order, Origin: Exclude, Weighting: 1/x, Axis trans: None

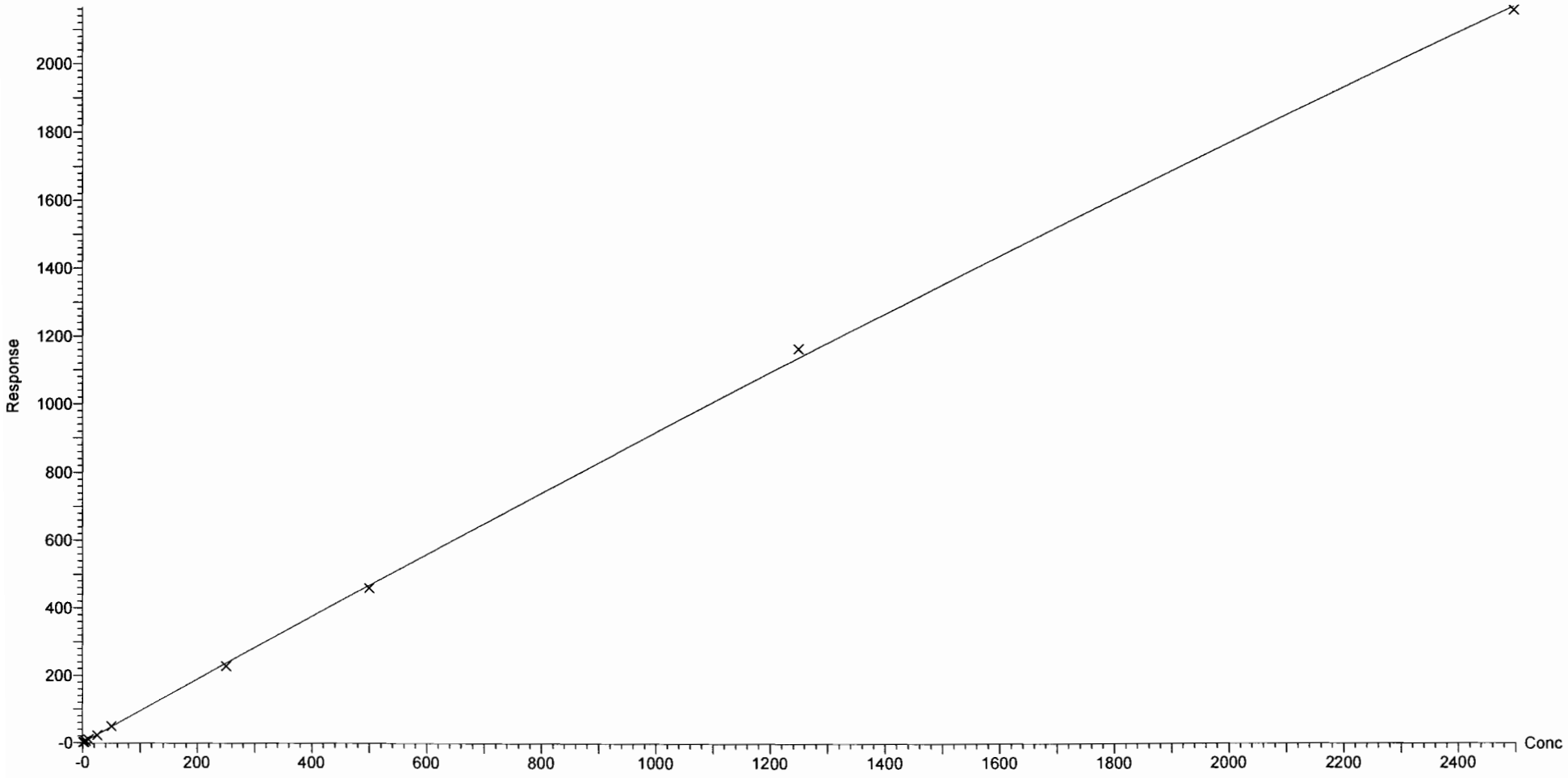

Vista Analytical Laboratory Q1

Dataset: F:\Projects\PFAS.PRO\Results\180223M2\180223M2-CRV.qld

Last Altered: Saturday, February 24, 2018 14:25:54 Pacific Standard Time
Printed: Saturday, February 24, 2018 15:00:53 Pacific Standard Time

Compound name: PFHxDA
Coefficient of Determination: R^2 = 0.998113
Calibration curve: -0.000151164 * x^2 + 0.485277 * x + 0.163056
Response type: Internal Std (Ref 52), Area * (IS Conc. / IS Area)
Curve type: 2nd Order, Origin: Exclude, Weighting: 1/x, Axis trans: None

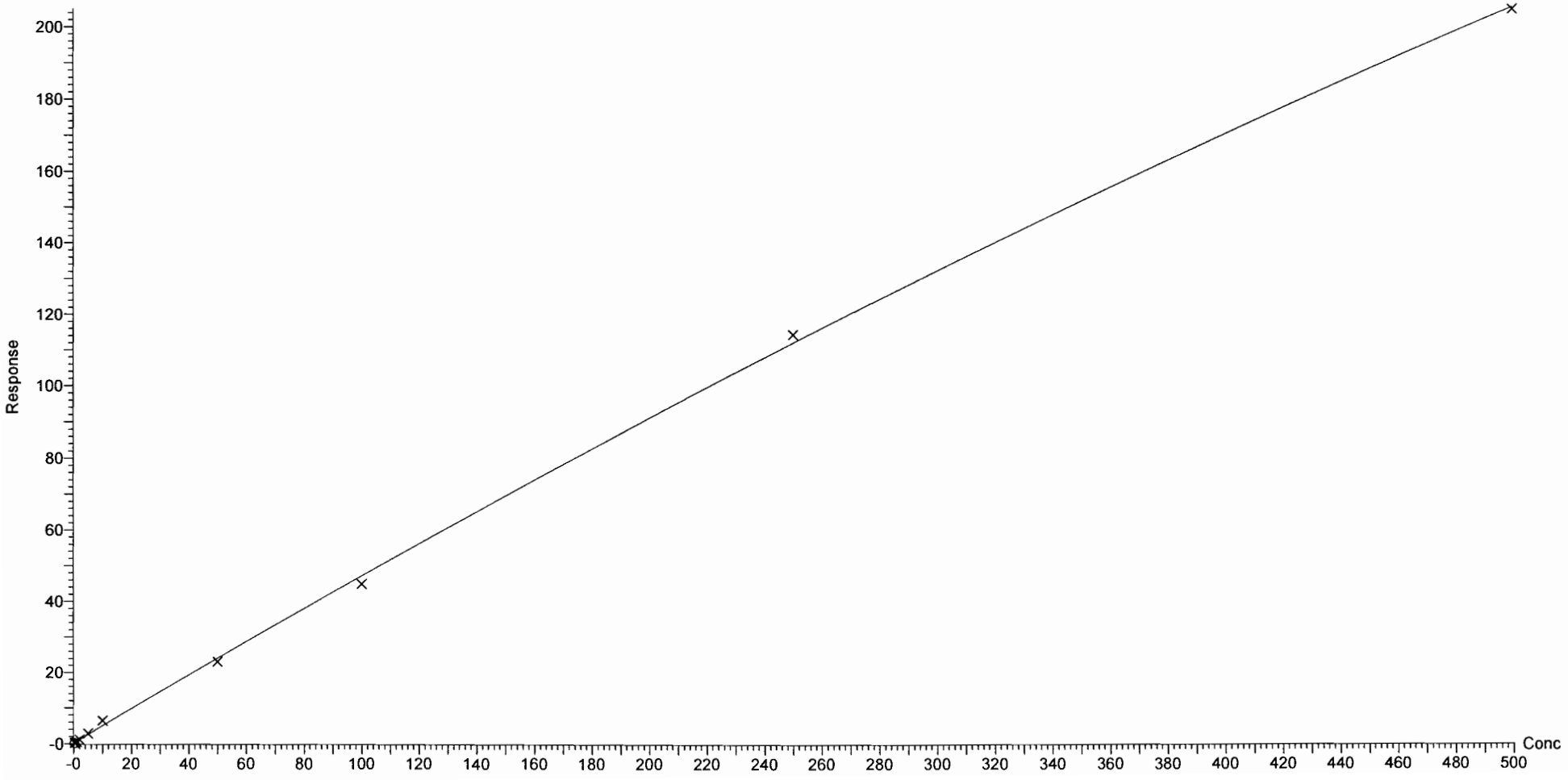

Dataset: F:\Projects\PFAS.PRO\Results\180223M2\180223M2-CRV.qld

Last Altered: Saturday, February 24, 2018 14:25:54 Pacific Standard Time
Printed: Saturday, February 24, 2018 15:00:53 Pacific Standard Time

Compound name: PFODA
Coefficient of Determination: R^2 = 0.998576
Calibration curve: -0.000242134 * x^2 + 0.624455 * x + 0.0266043
Response type: Internal Std (Ref 52), Area * (IS Conc. / IS Area)
Curve type: 2nd Order, Origin: Include, Weighting: 1/x, Axis trans: None

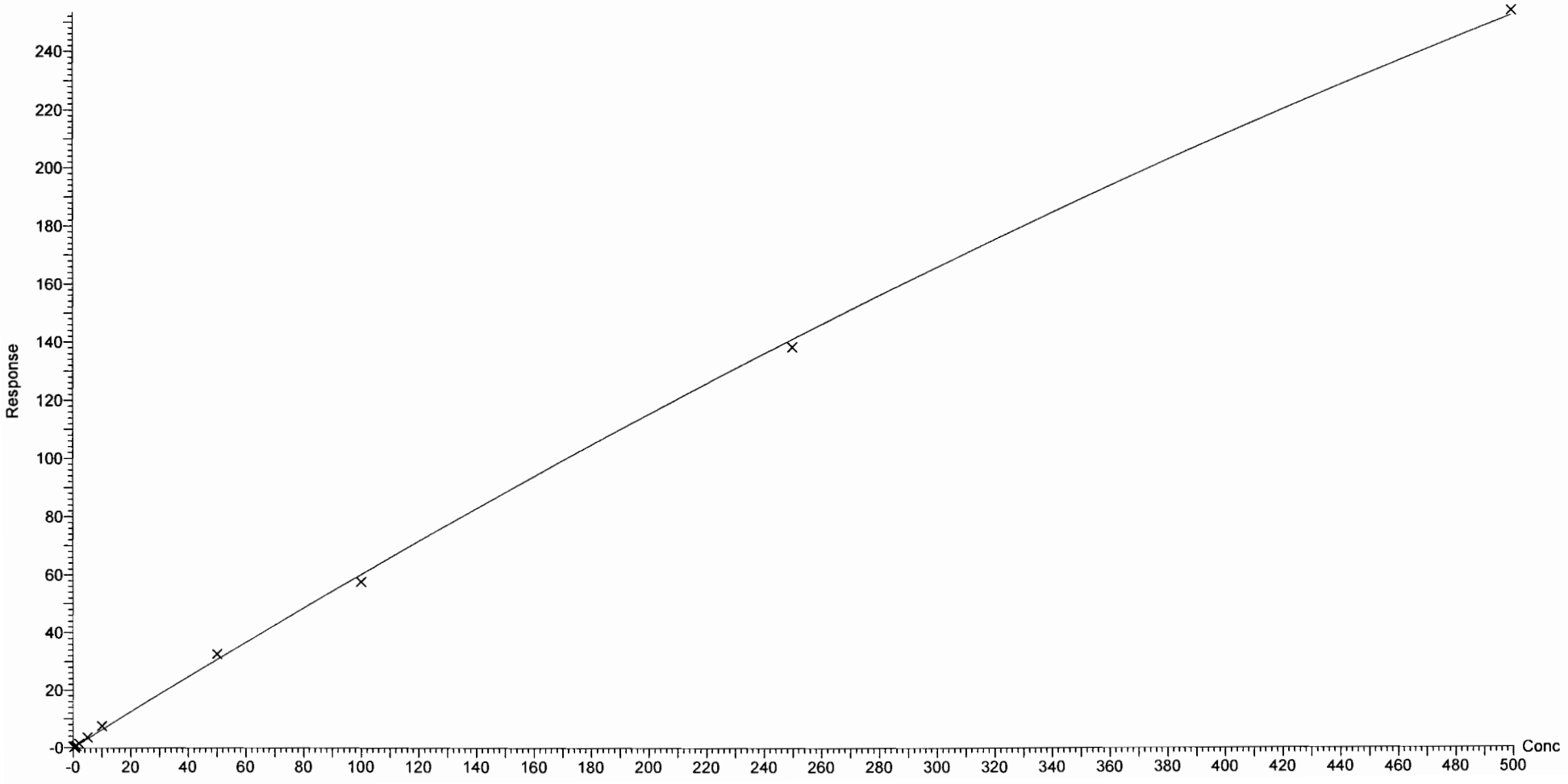

Vista Analytical Laboratory Q1

Dataset: F:\Projects\PFAS.PRO\Results\180223M2\180223M2-CRV.qld

Last Altered: Saturday, February 24, 2018 14:25:54 Pacific Standard Time
Printed: Saturday, February 24, 2018 15:00:53 Pacific Standard Time

Compound name: N-MeFOSE
Correlation coefficient: r = 0.998304, r^2 = 0.996610
Calibration curve: 1.11097 * x + -0.433627
Response type: Internal Std (Ref 53), Area * (IS Conc. / IS Area)
Curve type: Linear, Origin: Exclude, Weighting: 1/x, Axis trans: None

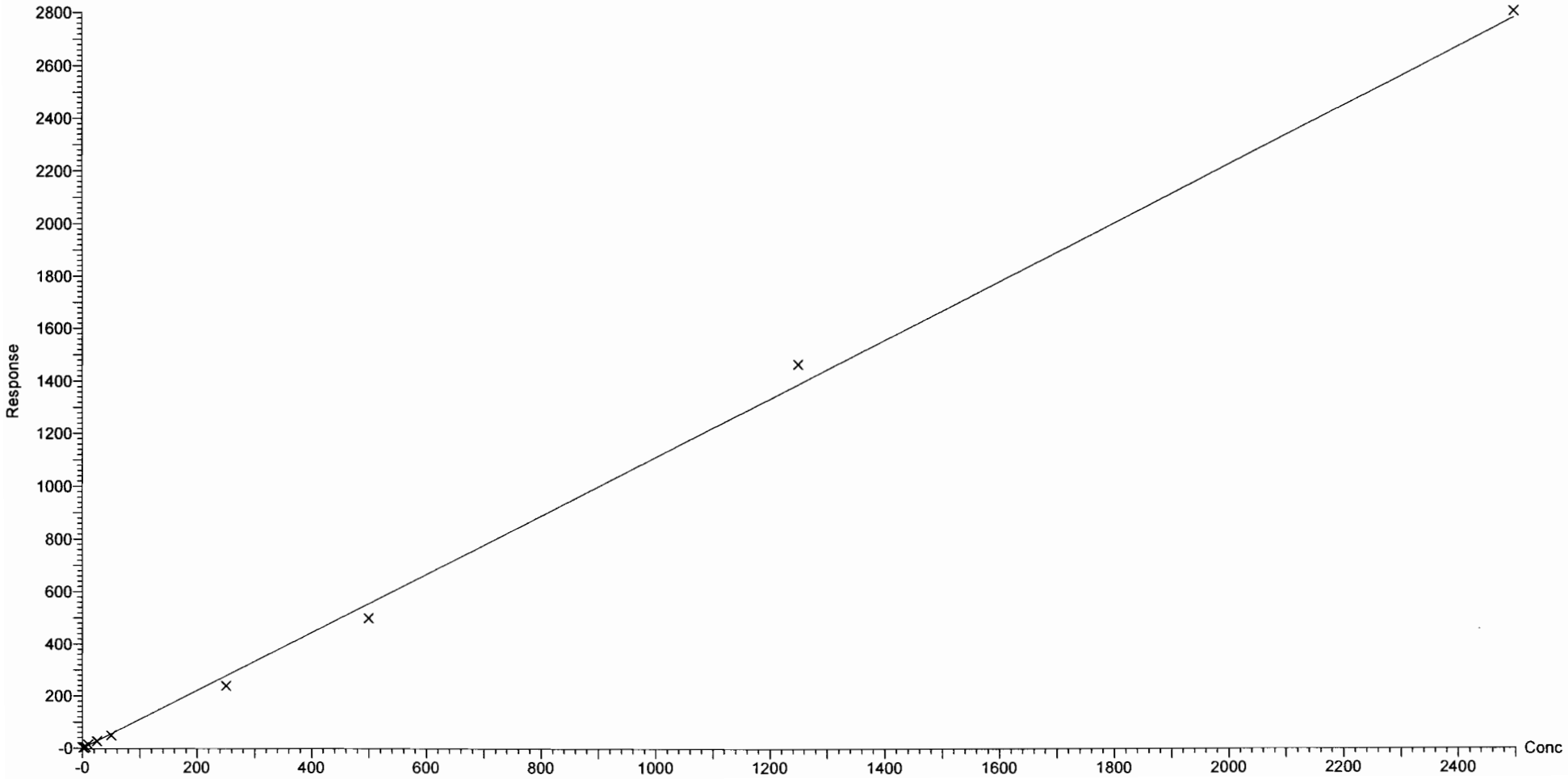

Vista Analytical Laboratory Q1

Dataset: F:\Projects\PFAS.PRO\Results\180223M2\180223M2-CRV.qld

Last Altered: Saturday, February 24, 2018 14:25:54 Pacific Standard Time
Printed: Saturday, February 24, 2018 15:00:53 Pacific Standard Time

Compound name: N-EtFOSE
Coefficient of Determination: R^2 = 0.998481
Calibration curve: -3.91622e-005 * x^2 + 1.2409 * x + -0.114301
Response type: Internal Std (Ref 54), Area * (IS Conc. / IS Area)
Curve type: 2nd Order, Origin: Exclude, Weighting: 1/x, Axis trans: None

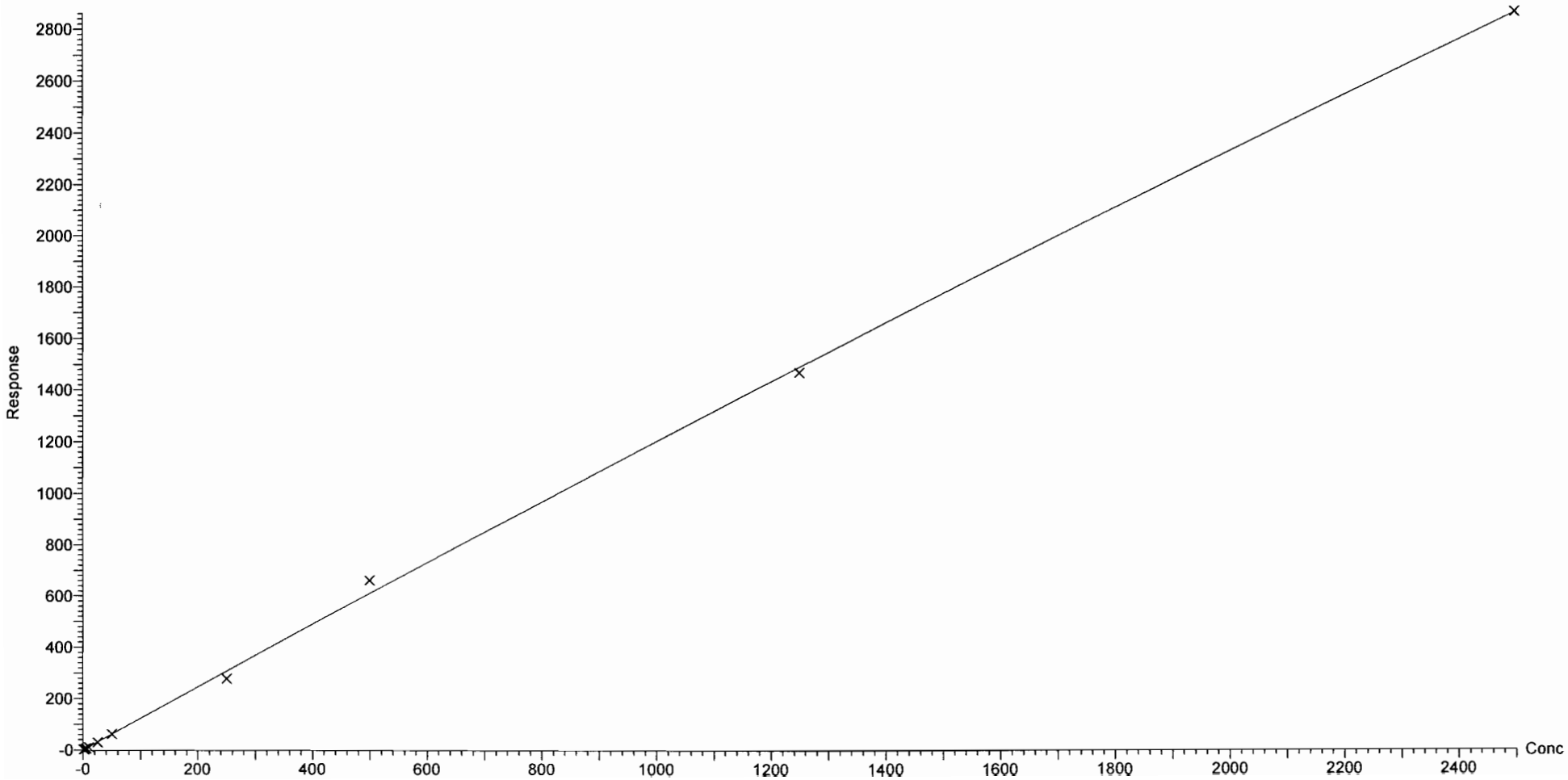

Dataset: F:\Projects\PFAS.PRO\Results\180223M2\180223M2-CRV.qld

Last Altered: Saturday, February 24, 2018 14:25:54 Pacific Standard Time
Printed: Saturday, February 24, 2018 14:29:41 Pacific Standard Time

Method: F:\Projects\PFAS.PRO\MethDB\PFAS_FULL_80C_022218.mdb 23 Feb 2018 08:58:55
Calibration: 24 Feb 2018 14:25:54

Name: 180223M2_2, Date: 23-Feb-2018, Time: 20:47:38, ID: ST180223M2-1 PFC CS-2 18B2312, Description: PFC CS-2 18B2312

PFBA

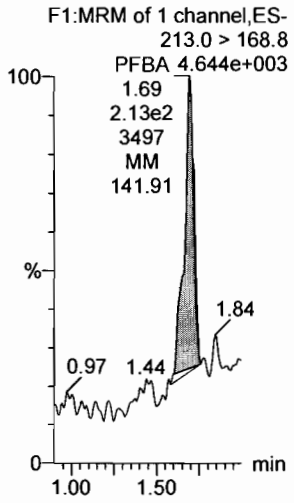

PFPeA

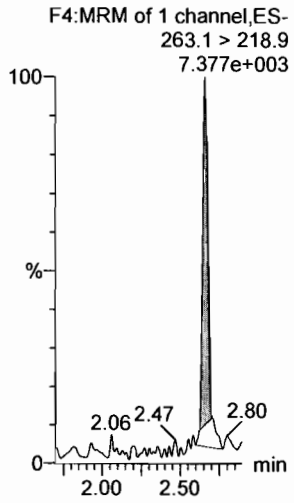

PFBS

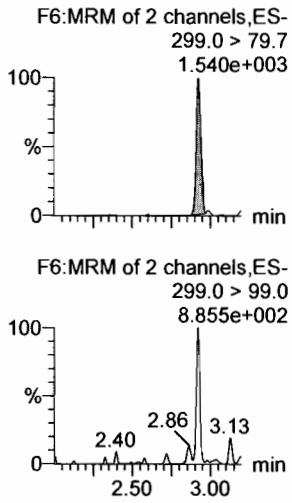

4:2 FTS

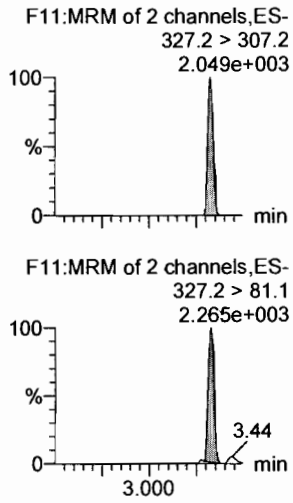

PFHxA

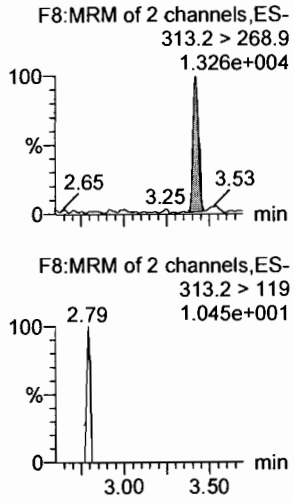

PFPeS

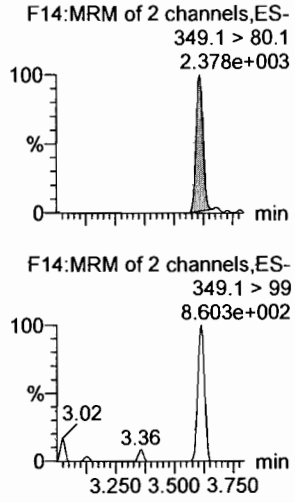

13C3-PFBA

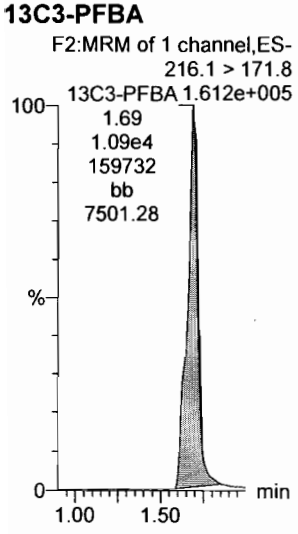

13C3-PFPeA

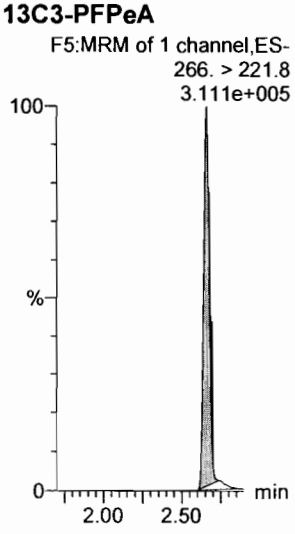

13C3-PFBS

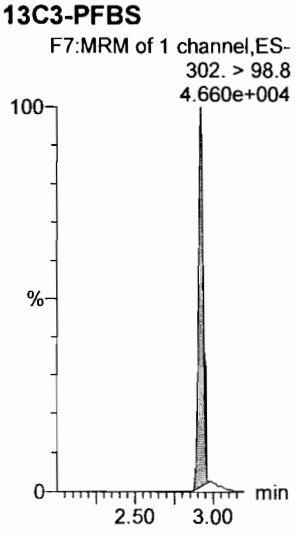

13C3-PFBS

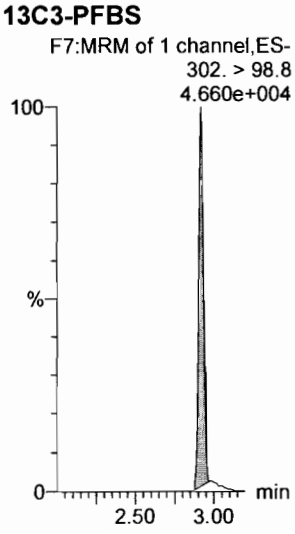

13C2-PFHxA



13C3-PFBS



Dataset: F:\Projects\PFAS.PRO\Results\180223M2\180223M2-CRV.qld

Last Altered: Saturday, February 24, 2018 14:25:54 Pacific Standard Time
Printed: Saturday, February 24, 2018 14:29:41 Pacific Standard Time

Name: 180223M2_2, Date: 23-Feb-2018, Time: 20:47:38, ID: ST180223M2-1 PFC CS-2 18B2312, Description: PFC CS-2 18B2312

6:2 FTS

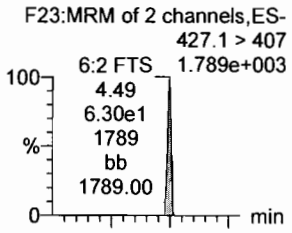

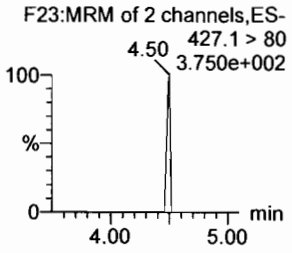

PFHpA

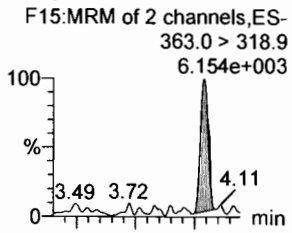

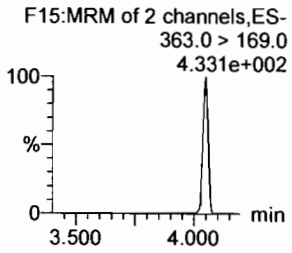

L-PFHxS

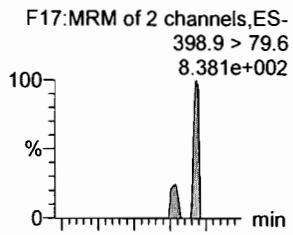

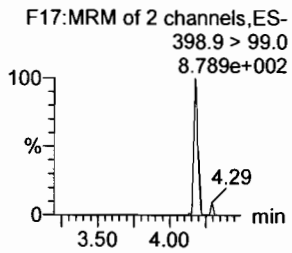

L-PFOA

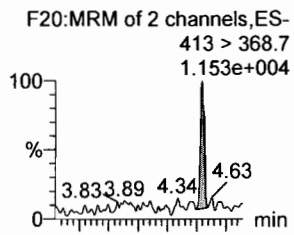

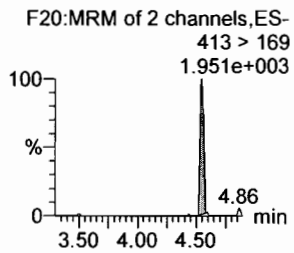

PFHpS

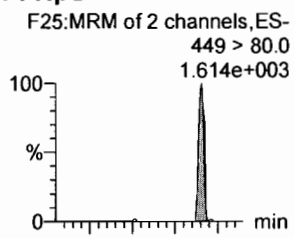

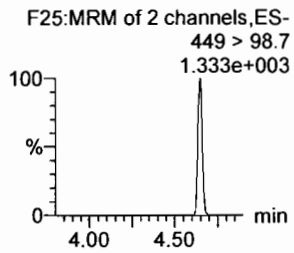

PFNA

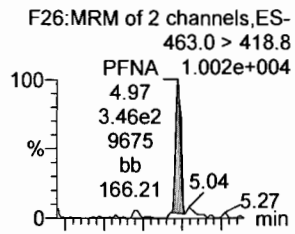

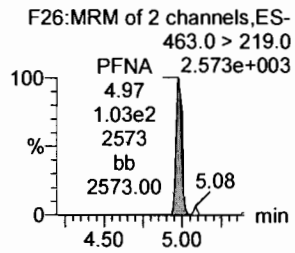

18O2-PFHxS

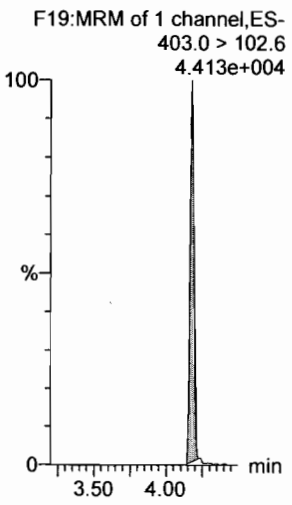

13C4-PFHpA

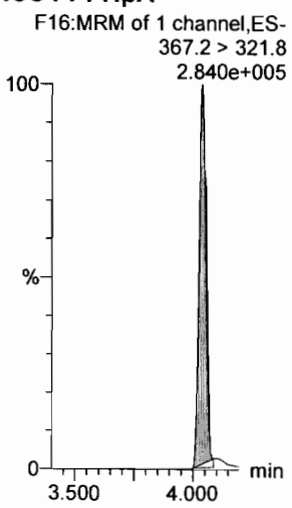

13C2-PFOA

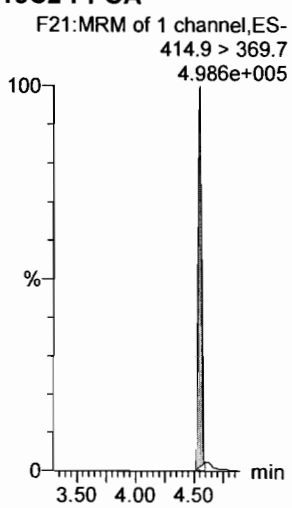

13C2-PFOA

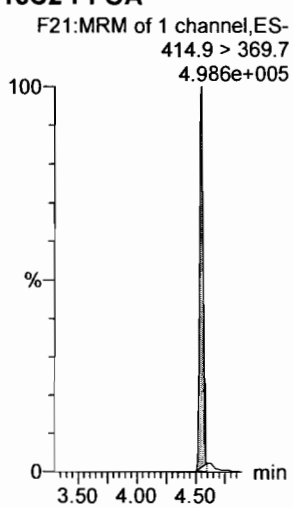

13C2-PFOA

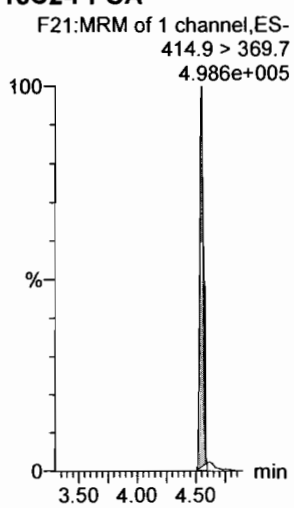

13C5-PFNA

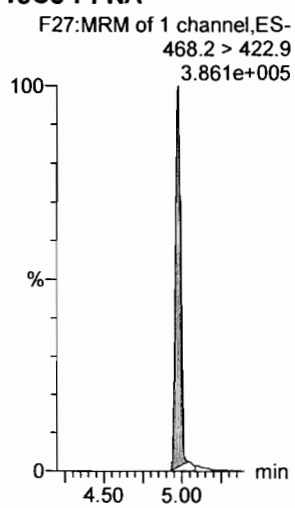

Dataset: F:\Projects\PFAS.PRO\Results\180223M2\180223M2-CRV.qld

Last Altered: Saturday, February 24, 2018 14:25:54 Pacific Standard Time
Printed: Saturday, February 24, 2018 14:29:41 Pacific Standard Time

Name: 180223M2_2, Date: 23-Feb-2018, Time: 20:47:38, ID: ST180223M2-1 PFC CS-2 18B2312, Description: PFC CS-2 18B2312

PFOSA

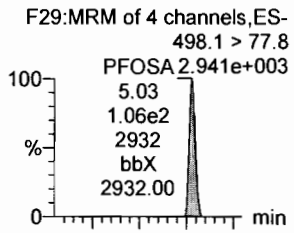

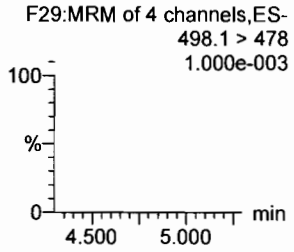

L-PFOS

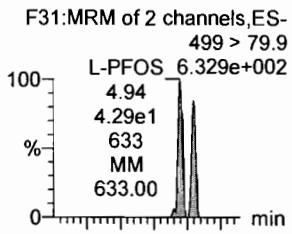

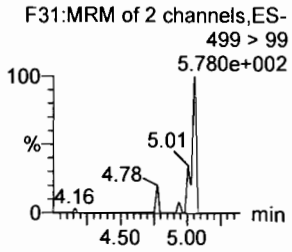

PFDA

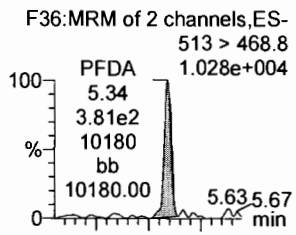

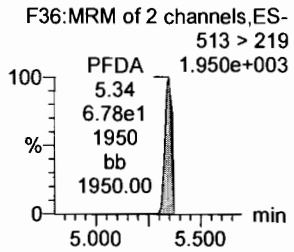

8:2 FTS

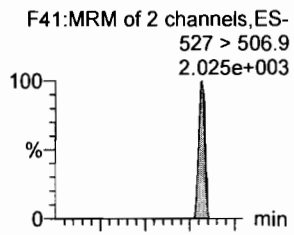

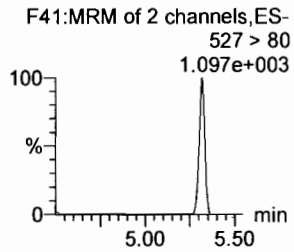

PFNS

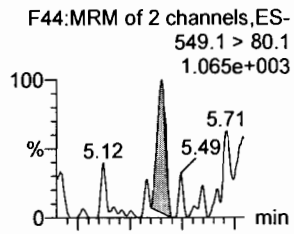

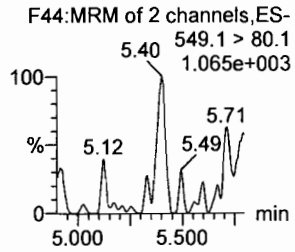

N-MeFOSAA

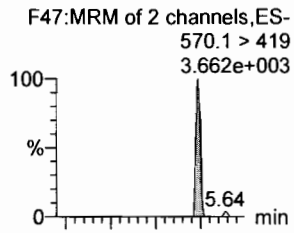

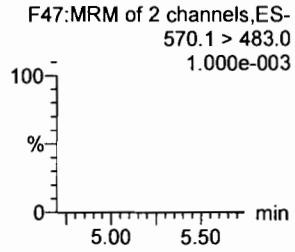

13C8-PFOSA

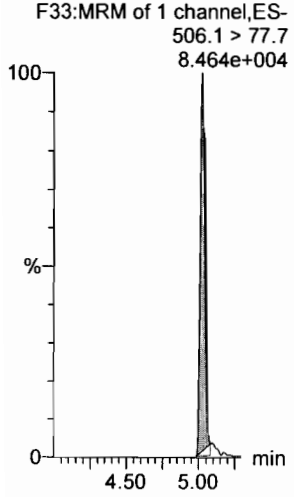

13C8-PFOS

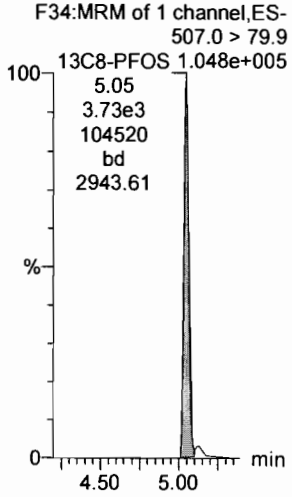

13C2-PFDA

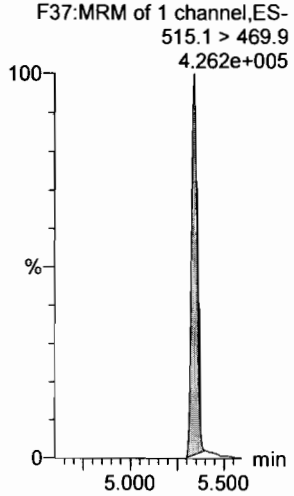

13C2-PFOA

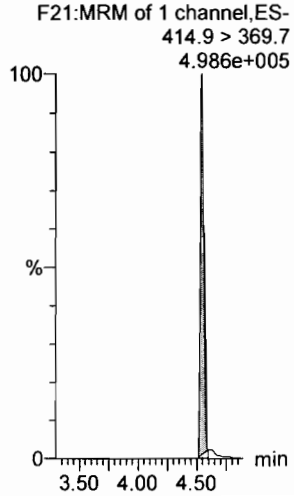

13C2-PFOA

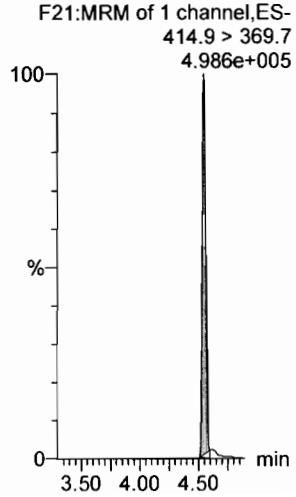

d3-N-MeFOSAA

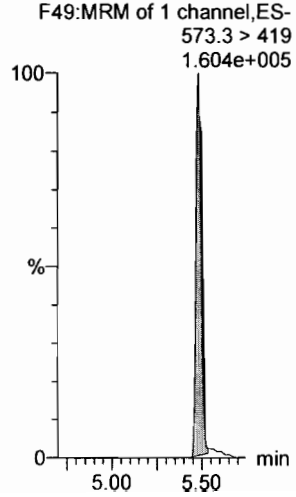

Dataset: F:\Projects\PFAS.PRO\Results\180223M2\180223M2-CRV.qld

Last Altered: Saturday, February 24, 2018 14:25:54 Pacific Standard Time
Printed: Saturday, February 24, 2018 14:29:41 Pacific Standard Time

Name: 180223M2_2, Date: 23-Feb-2018, Time: 20:47:38, ID: ST180223M2-1 PFC CS-2 18B2312, Description: PFC CS-2 18B2312

N-EtFOSAA

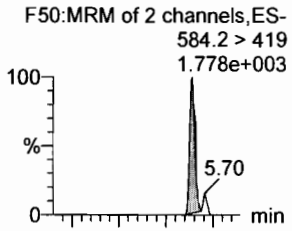

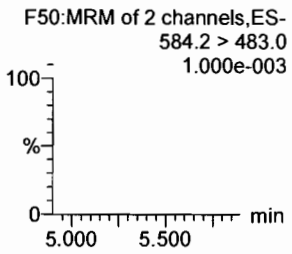

PFDoA

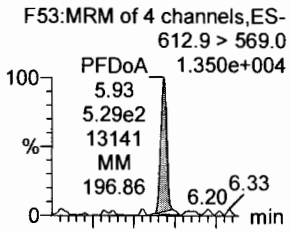

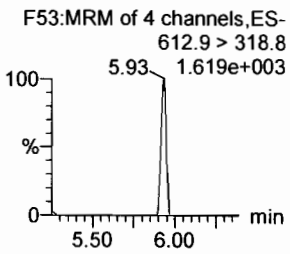

PFDS

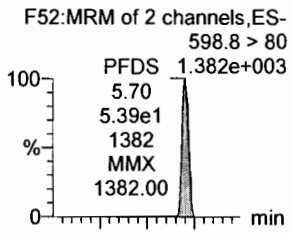

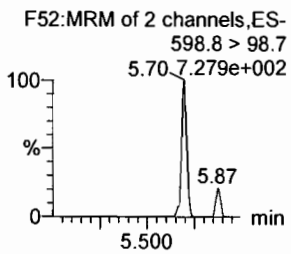

PFUdA

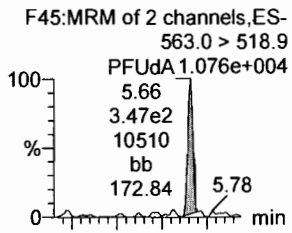

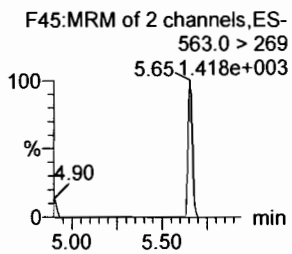

N-MeFOSA

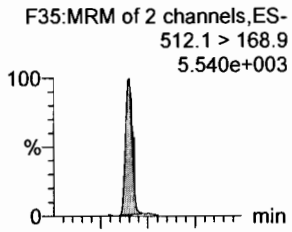

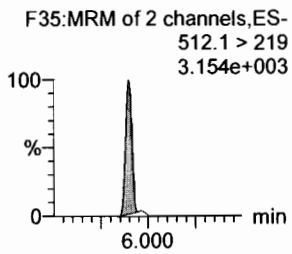

PFTrDA

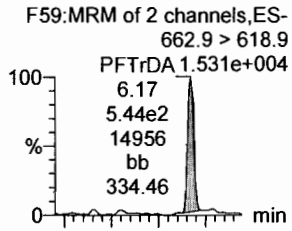

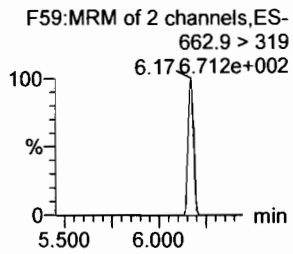

d5-N-EtFOSAA

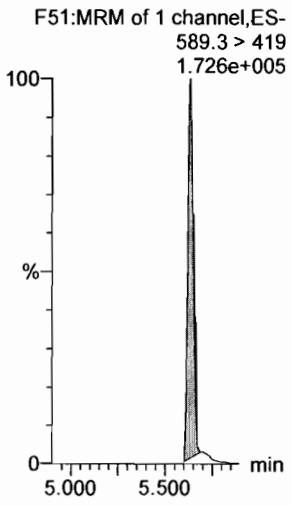

13C2-PFDoA

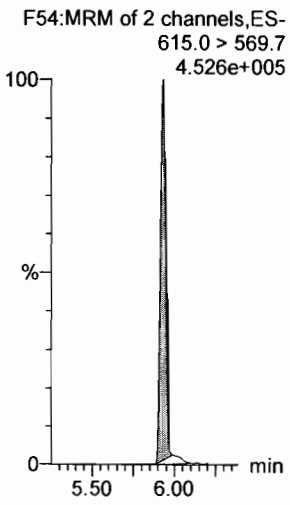

13C2-PFUdA

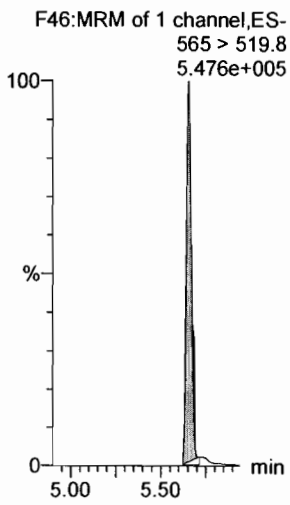

13C2-PFUdA

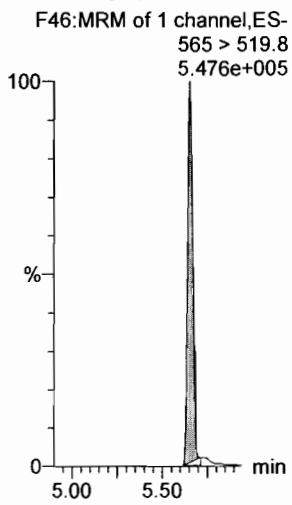

d3-N-MeFOSA

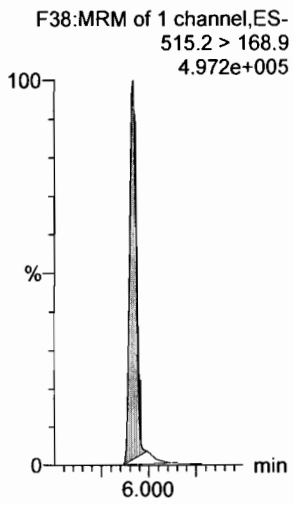

13C2-PFDoA

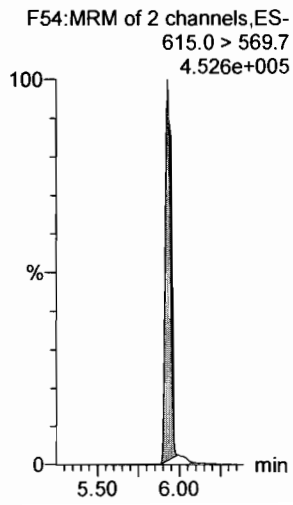

Dataset: F:\Projects\PFAS.PRO\Results\180223M2\180223M2-CRV.qld

Last Altered: Saturday, February 24, 2018 14:25:54 Pacific Standard Time
Printed: Saturday, February 24, 2018 14:29:41 Pacific Standard Time

Name: 180223M2_2, Date: 23-Feb-2018, Time: 20:47:38, ID: ST180223M2-1 PFC CS-2 18B2312, Description: PFC CS-2 18B2312

PFTeDA

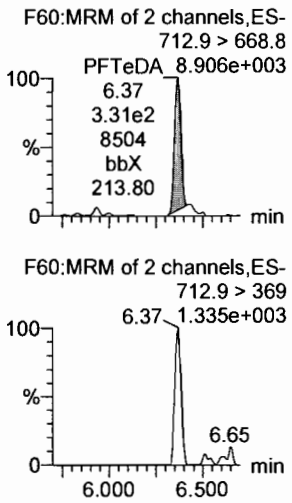

N-EtFOSA

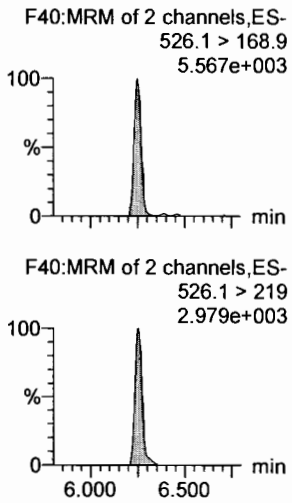

PFHxDA

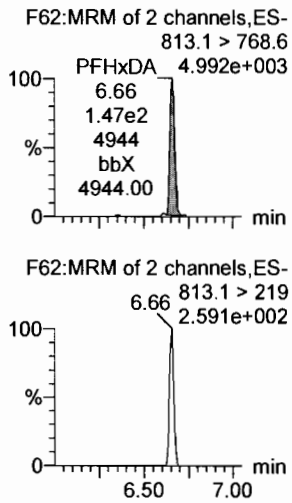

PFODA



N-MeFOSE

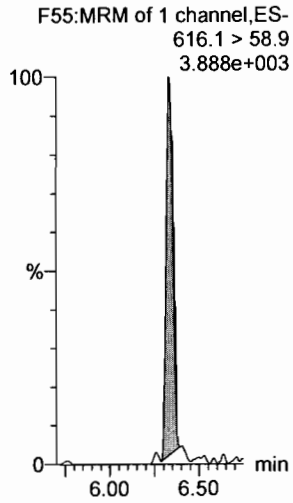

N-EtFOSE

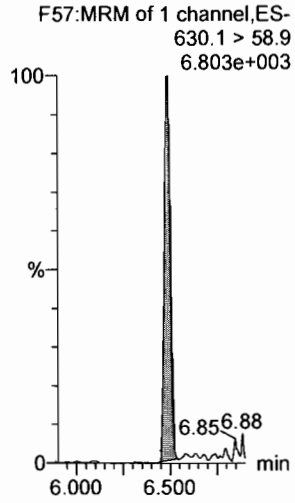

13C2-PFTeDA

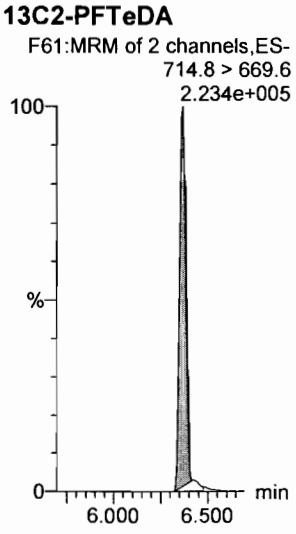

d5-N-ETFOSA

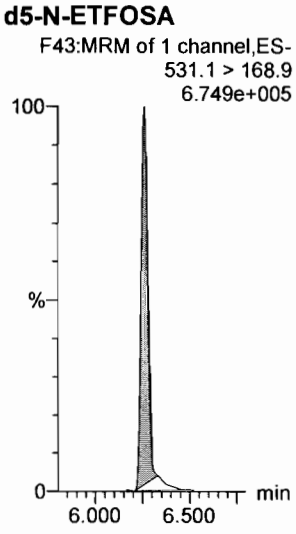

13C2-PFHxDA

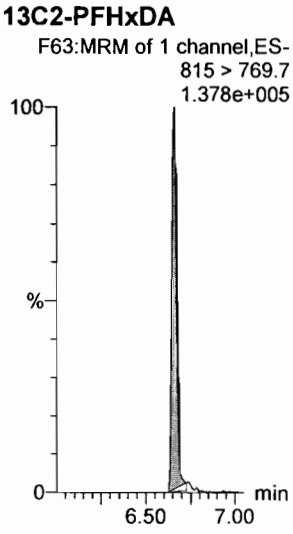

13C2-PFHxDA

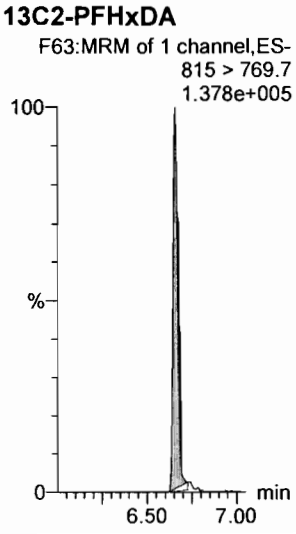

d7-N-MeFOSE

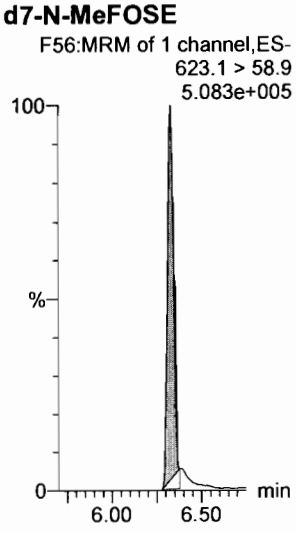

d9-N-EtFOSE

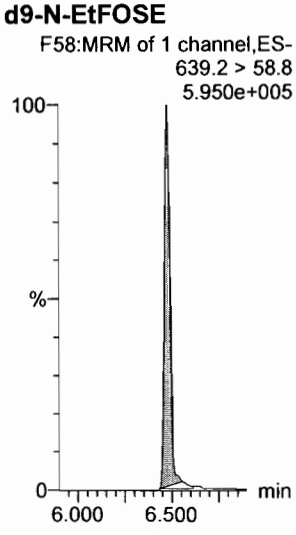

Dataset: F:\Projects\PFAS.PRO\Results\180223M2\180223M2-CRV.qld

Last Altered: Saturday, February 24, 2018 14:25:54 Pacific Standard Time
Printed: Saturday, February 24, 2018 14:29:41 Pacific Standard Time

Name: 180223M2_2, Date: 23-Feb-2018, Time: 20:47:38, ID: ST180223M2-1 PFC CS-2 18B2312, Description: PFC CS-2 18B2312

13C4-PFBA

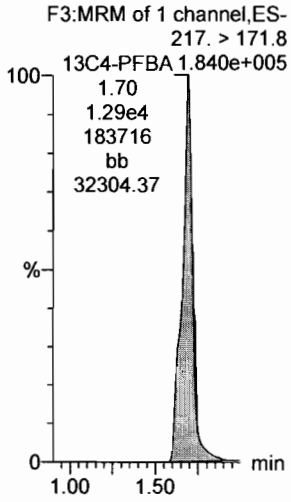

13C5-PFHxA

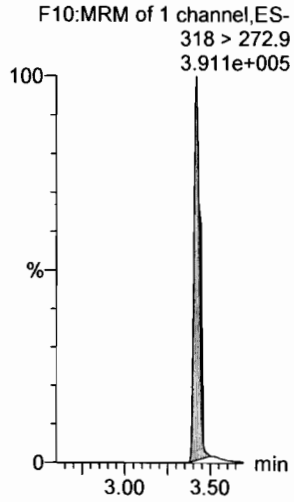

13C3-PFHxS

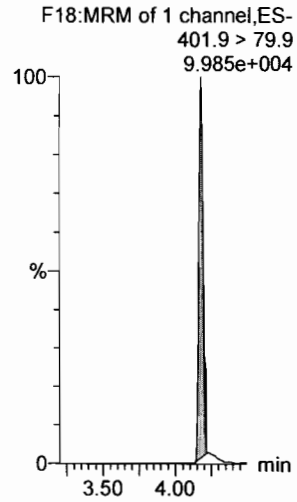

13C8-PFOA

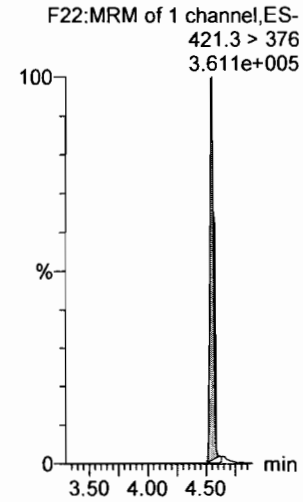

13C9-PFNA

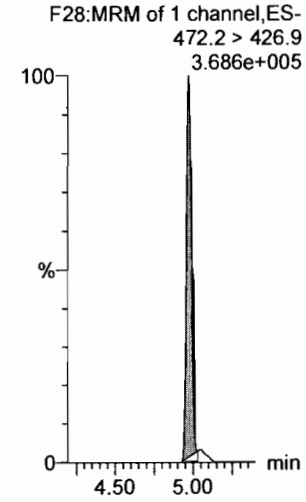

13C4-PFOS

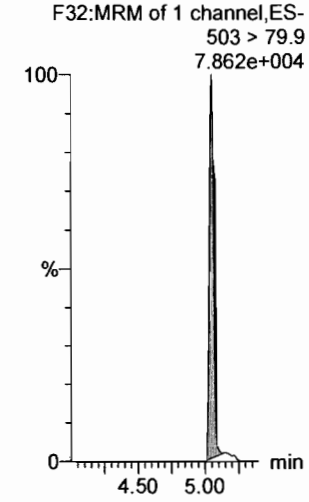

13C6-PFDA

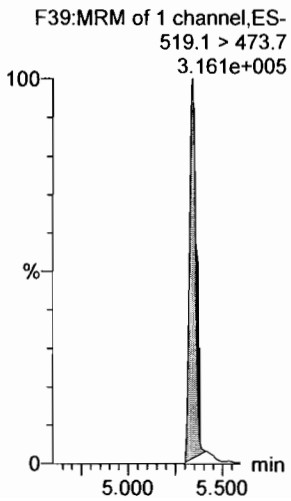

13C7-PFUdA

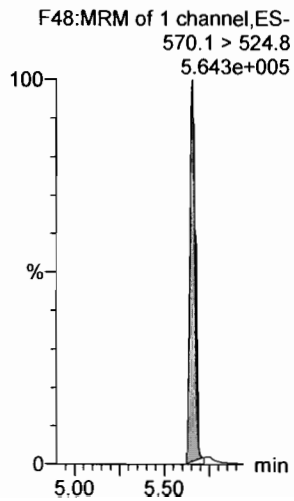

Dataset: F:\Projects\PFAS.PRO\Results\180223M2\180223M2-CRV.qld

Last Altered: Saturday, February 24, 2018 14:25:54 Pacific Standard Time
Printed: Saturday, February 24, 2018 14:29:41 Pacific Standard Time

Name: 180223M2_3, Date: 23-Feb-2018, Time: 20:59:05, ID: ST180223M2-2 PFC CS-1 18B2313, Description: PFC CS-1 18B2313

PFBA

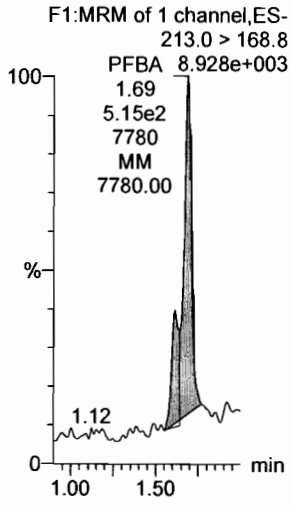

PFPeA

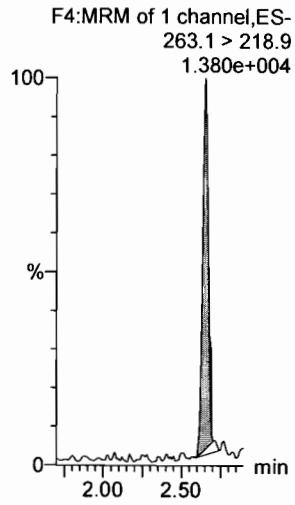

PFBS

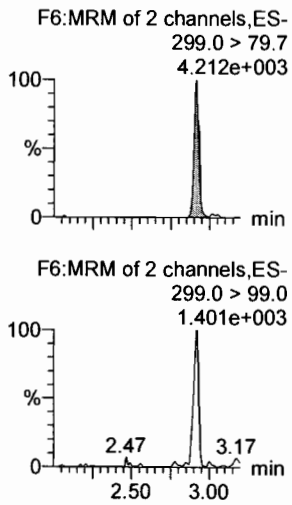

4:2 FTS

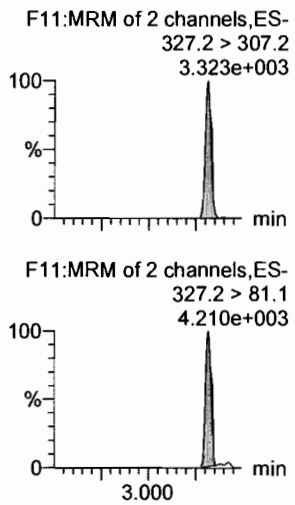

PFHxA

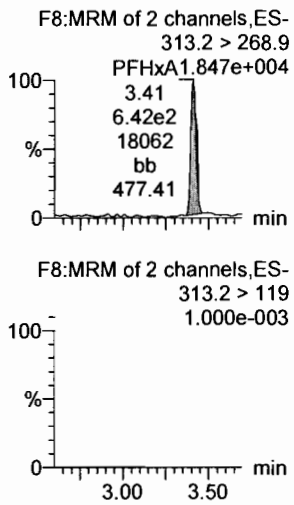

PFPeS

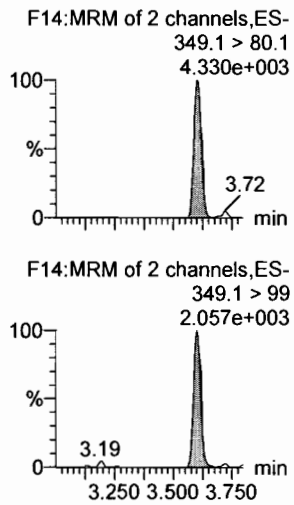

13C3-PFBA

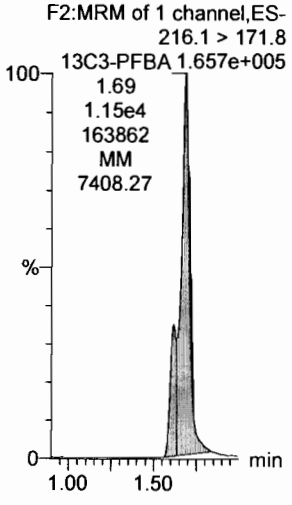

13C3-PFPeA

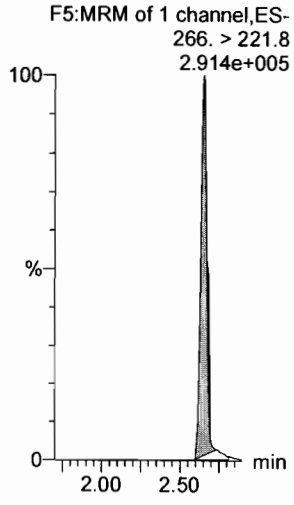

13C3-PFBS

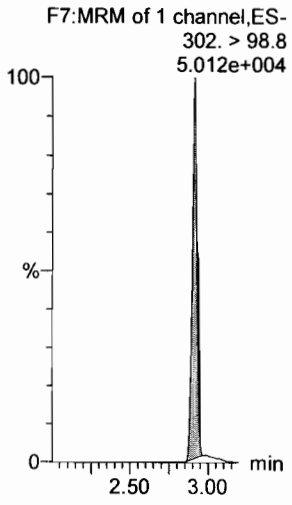

13C3-PFBS

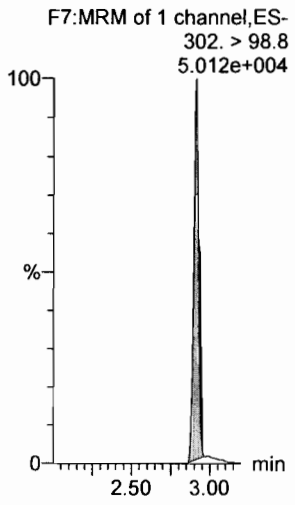

13C2-PFHxA

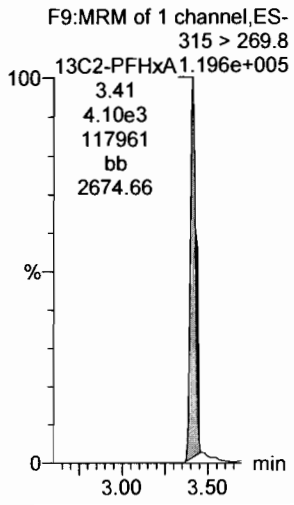

13C3-PFBS

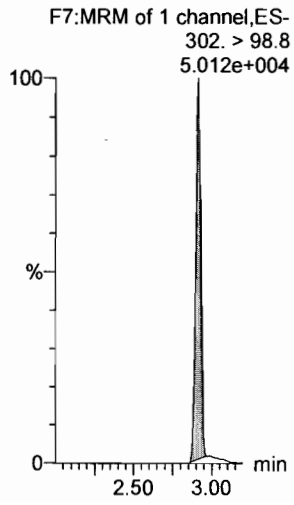

Dataset: F:\Projects\PFAS.PRO\Results\180223M2\180223M2-CRV.qld

Last Altered: Saturday, February 24, 2018 14:25:54 Pacific Standard Time
Printed: Saturday, February 24, 2018 14:29:41 Pacific Standard Time

Name: 180223M2_3, Date: 23-Feb-2018, Time: 20:59:05, ID: ST180223M2-2 PFC CS-1 18B2313, Description: PFC CS-1 18B2313

6:2 FTS

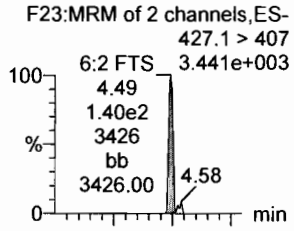

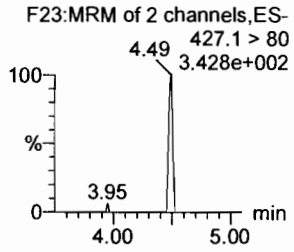

PFHpA

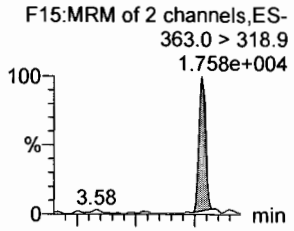

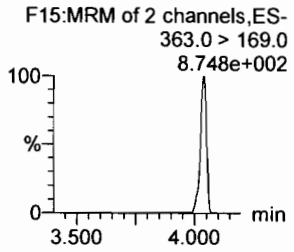

L-PFHxS

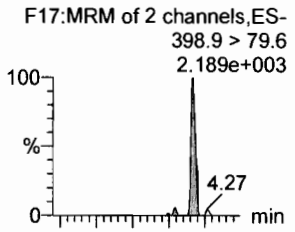

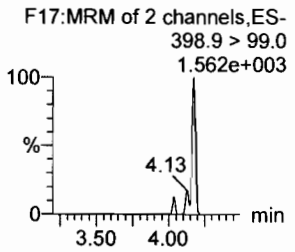

L-PFOA

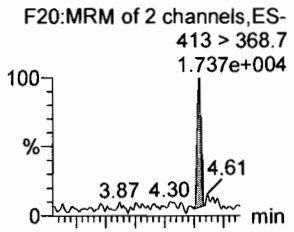

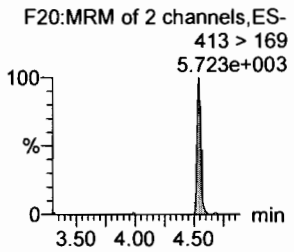

PFHpS

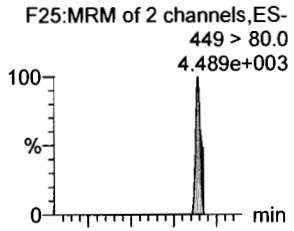

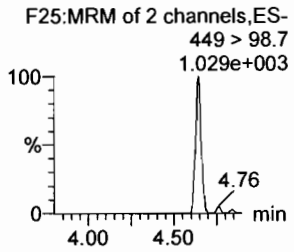

PFNA

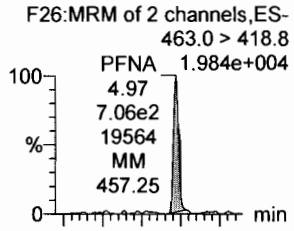

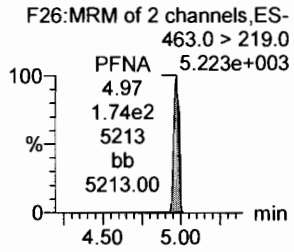

18O2-PFHxS

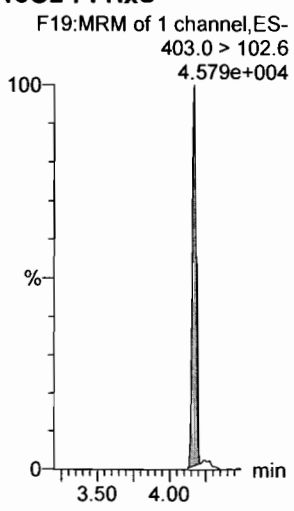

13C4-PFHpA

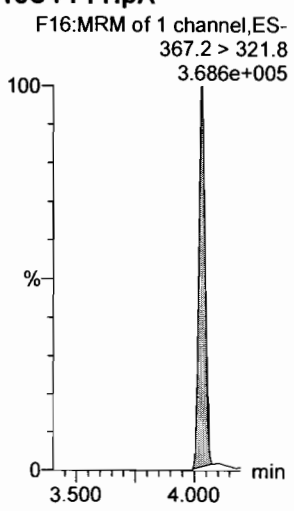

13C2-PFOA

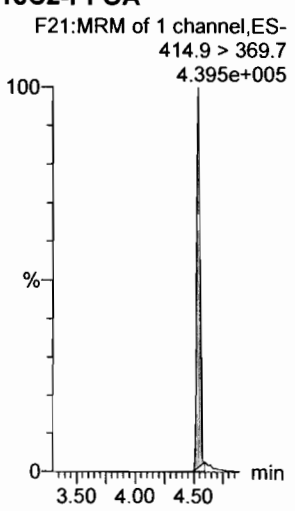

13C2-PFOA

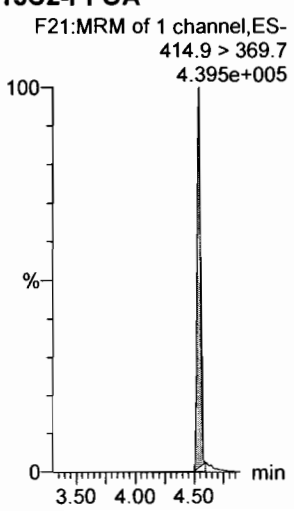

13C2-PFOA

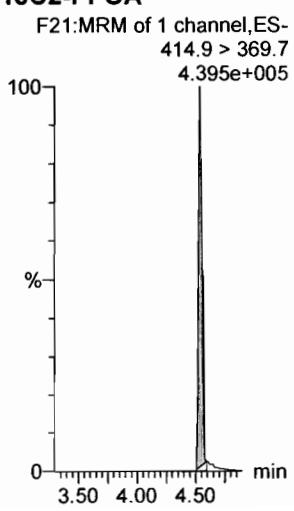

13C5-PFNA

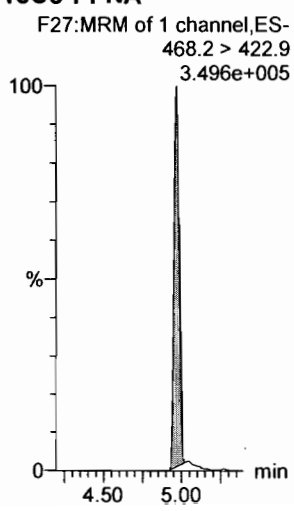

Dataset: F:\Projects\PFAS.PRO\Results\180223M2\180223M2-CRV.qld

Last Altered: Saturday, February 24, 2018 14:25:54 Pacific Standard Time
Printed: Saturday, February 24, 2018 14:29:41 Pacific Standard Time

Name: 180223M2_3, Date: 23-Feb-2018, Time: 20:59:05, ID: ST180223M2-2 PFC CS-1 18B2313, Description: PFC CS-1 18B2313

PFOSA

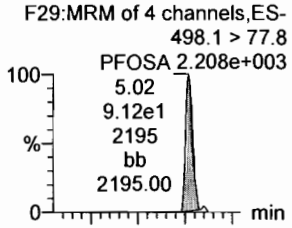

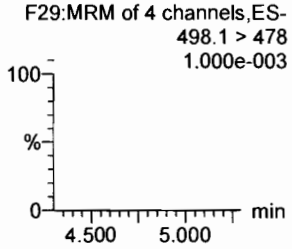

L-PFOS

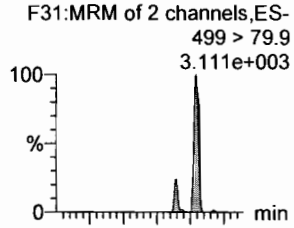

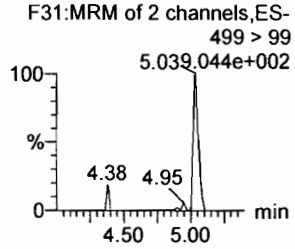

PFDA

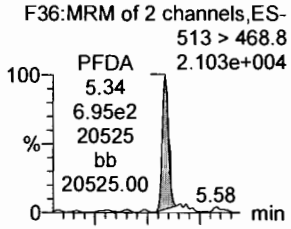

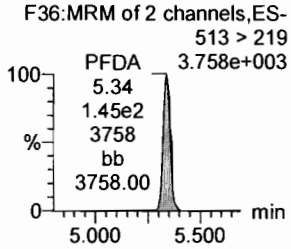

8:2 FTS

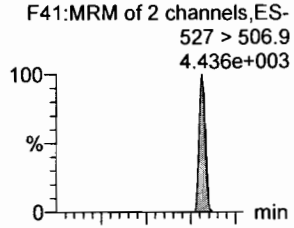

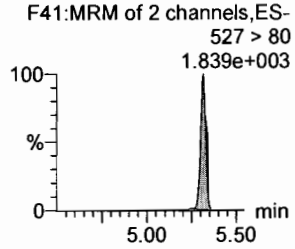

PFNS

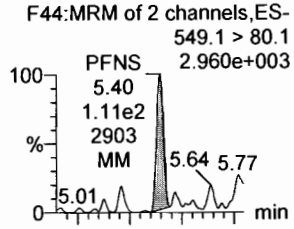

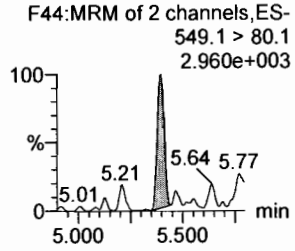

N-MeFOSAA

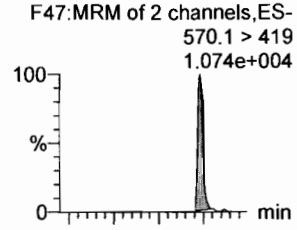

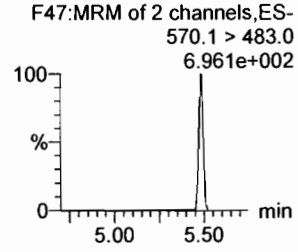

13C8-PFOSA

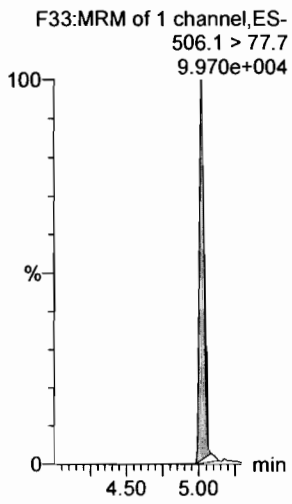

13C8-PFOS

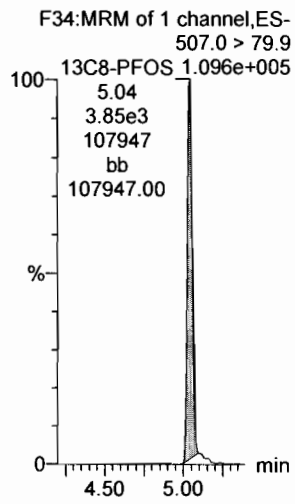

13C2-PFDA



13C2-PFOA

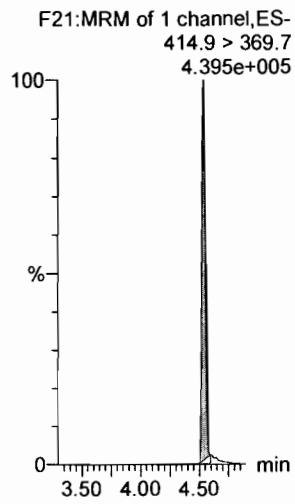

13C2-PFOA

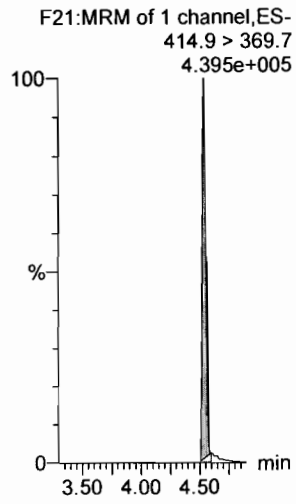

d3-N-MeFOSAA

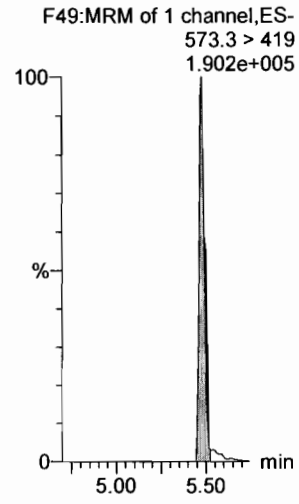

Dataset: F:\Projects\PFAS.PRO\Results\180223M2\180223M2-CRV.qld

Last Altered: Saturday, February 24, 2018 14:25:54 Pacific Standard Time
Printed: Saturday, February 24, 2018 14:29:41 Pacific Standard Time

Name: 180223M2_3, Date: 23-Feb-2018, Time: 20:59:05, ID: ST180223M2-2 PFC CS-1 18B2313, Description: PFC CS-1 18B2313

N-EtFOSAA

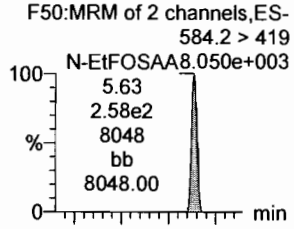

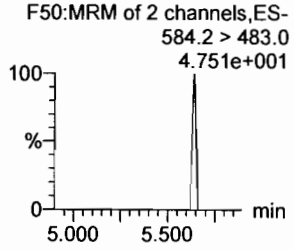

PFDoA

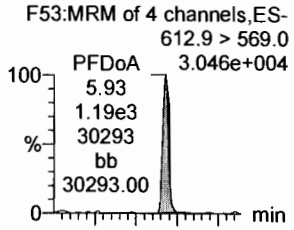

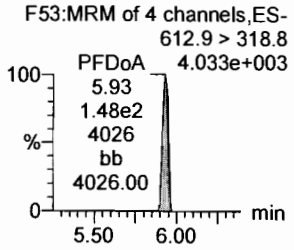

PFDS

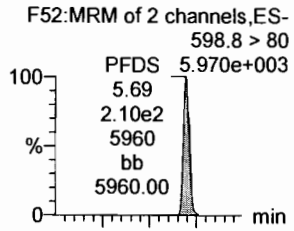

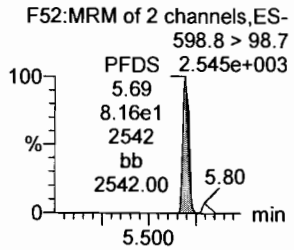

PFUdA

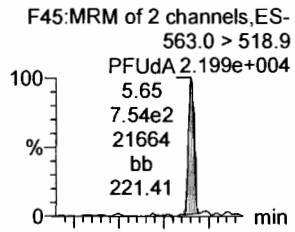

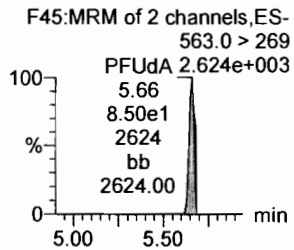

N-MeFOSA

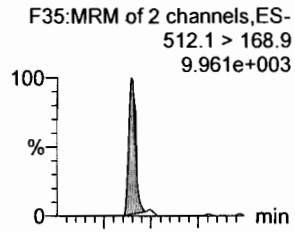

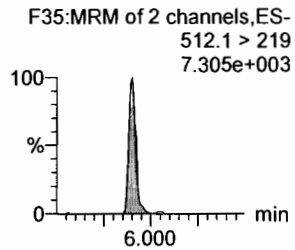

PFTrDA

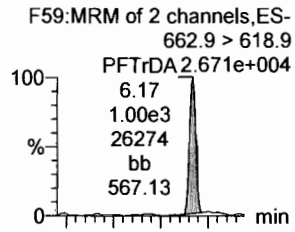

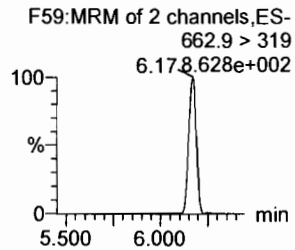

d5-N-EtFOSAA

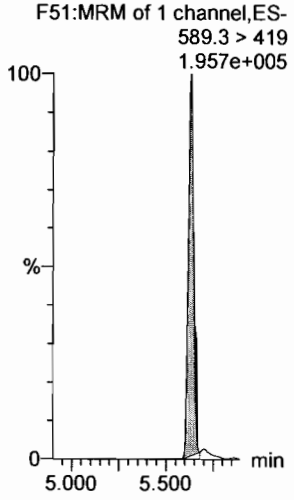

13C2-PFDoA

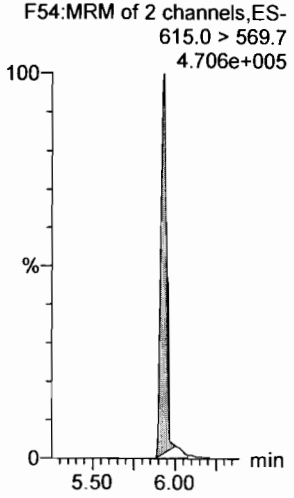

13C2-PFUdA

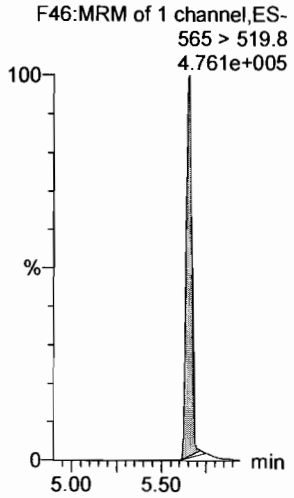

13C2-PFUdA

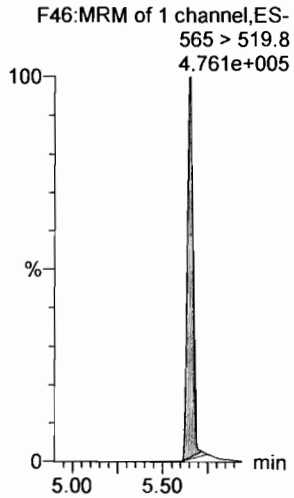

d3-N-MeFOSA

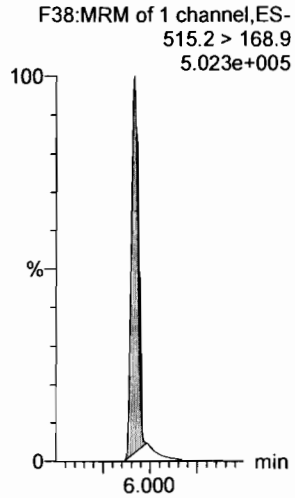

13C2-PFDoA

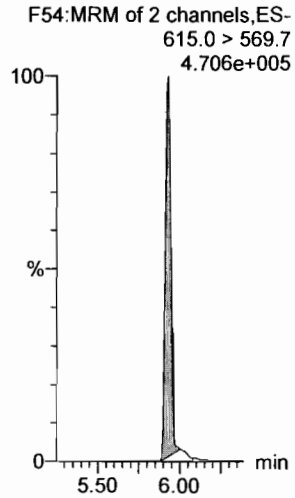

Dataset: F:\Projects\PFAS.PRO\Results\180223M2\180223M2-CRV.qld

Last Altered: Saturday, February 24, 2018 14:25:54 Pacific Standard Time
Printed: Saturday, February 24, 2018 14:29:41 Pacific Standard Time

Name: 180223M2_3, Date: 23-Feb-2018, Time: 20:59:05, ID: ST180223M2-2 PFC CS-1 18B2313, Description: PFC CS-1 18B2313

PFTeDA

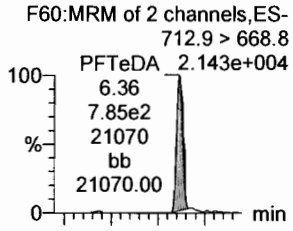

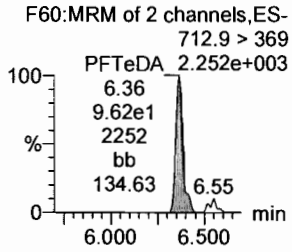

N-EtFOSA

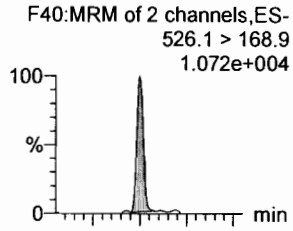

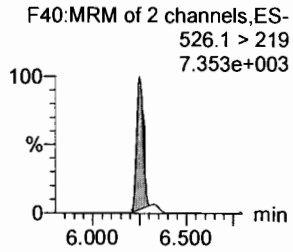

PFHxDA

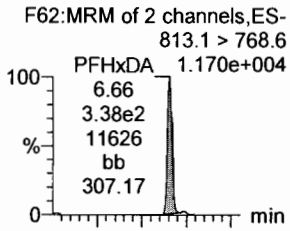

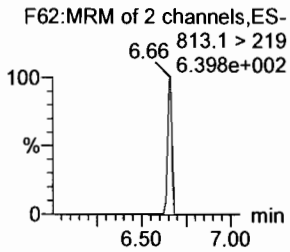

PFODA



N-MeFOSE

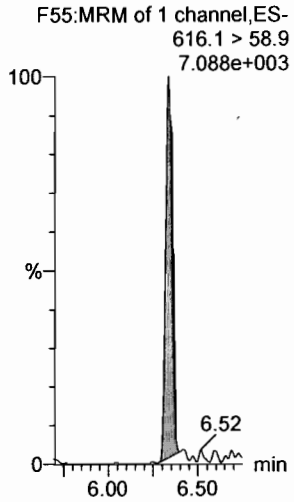

N-EtFOSE

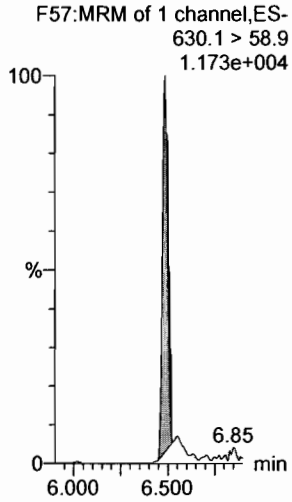

13C2-PFTeDA

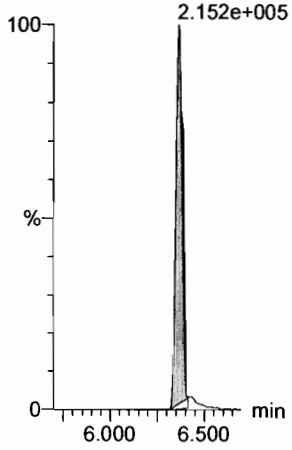

d5-N-ETFOSA

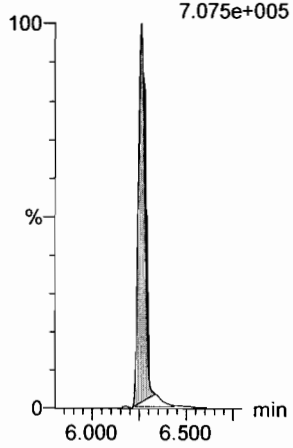

13C2-PFHxDA

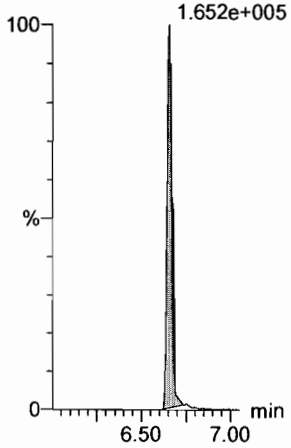

13C2-PFHxDA



d7-N-MeFOSE

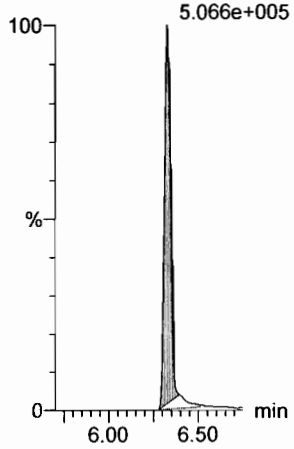

d9-N-EtFOSE

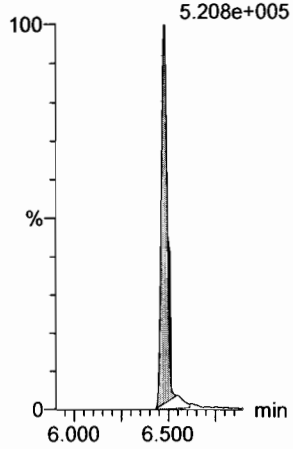

Dataset: F:\Projects\PFAS.PRO\Results\180223M2\180223M2-CRV.qld

Last Altered: Saturday, February 24, 2018 14:25:54 Pacific Standard Time
Printed: Saturday, February 24, 2018 14:29:41 Pacific Standard Time

Name: 180223M2_3, Date: 23-Feb-2018, Time: 20:59:05, ID: ST180223M2-2 PFC CS-1 18B2313, Description: PFC CS-1 18B2313

13C4-PFBA

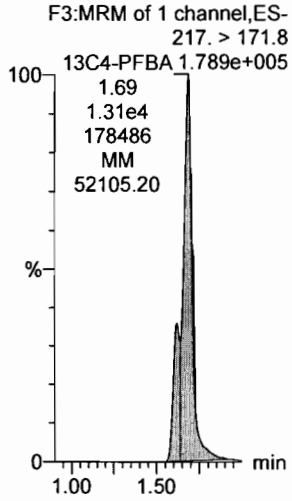

13C5-PFHxA

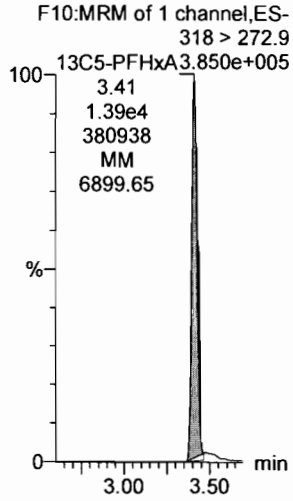

13C3-PFHxS

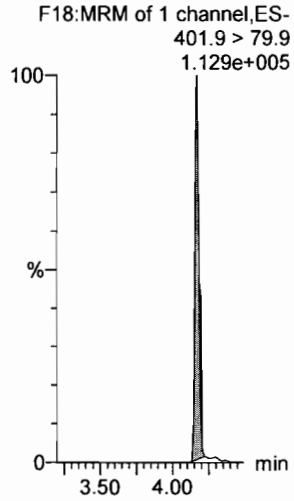

13C8-PFOA

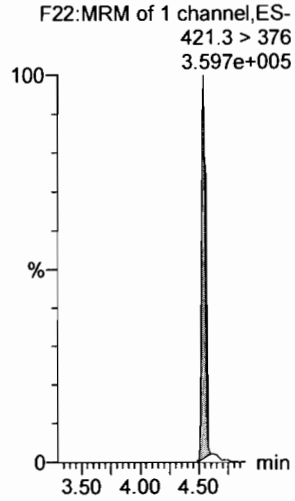

13C9-PFNA

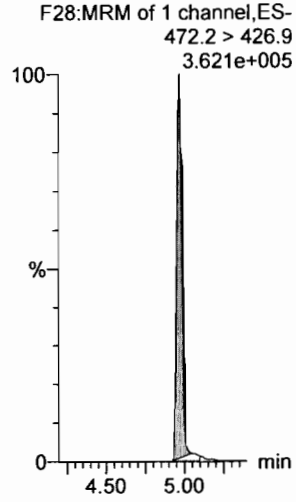

13C4-PFOS

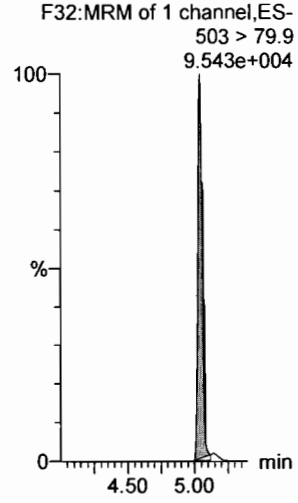

13C6-PFDA

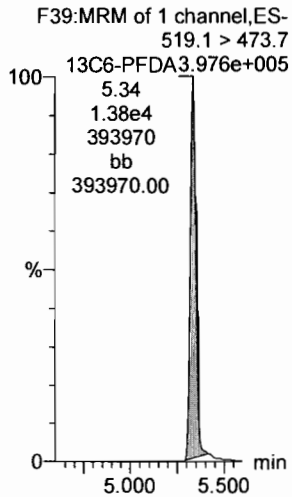

13C7-PFUdA

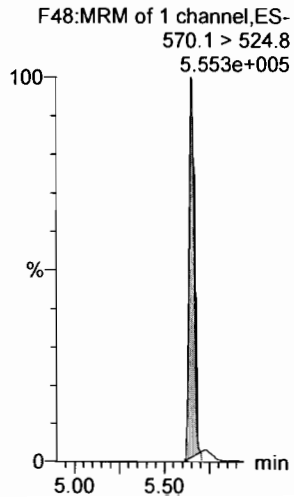

Dataset: F:\Projects\PFAS.PRO\Results\180223M2\180223M2-CRV.qld

Last Altered: Saturday, February 24, 2018 14:25:54 Pacific Standard Time
Printed: Saturday, February 24, 2018 14:29:41 Pacific Standard Time

Name: 180223M2_4, Date: 23-Feb-2018, Time: 21:10:32, ID: ST180223M2-3 PFC CS0 18B2314, Description: PFC CS0 18B2314

PFBA

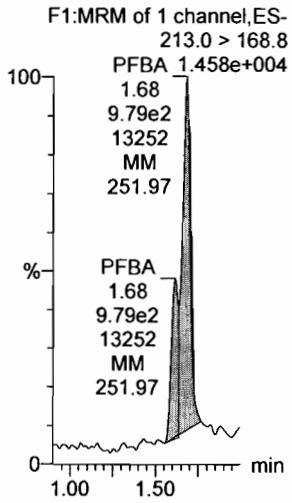

PFPeA

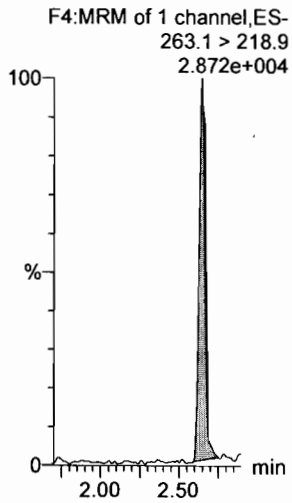

PFBS

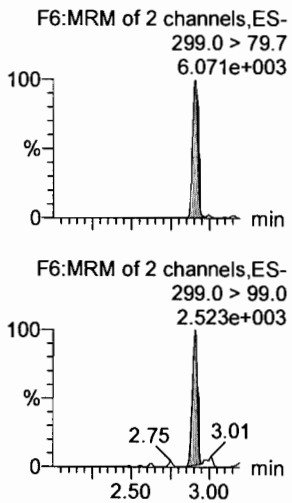

4:2 FTS

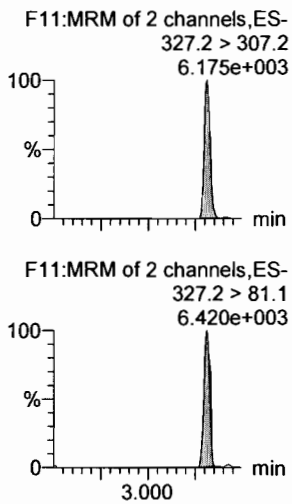

PFHxA

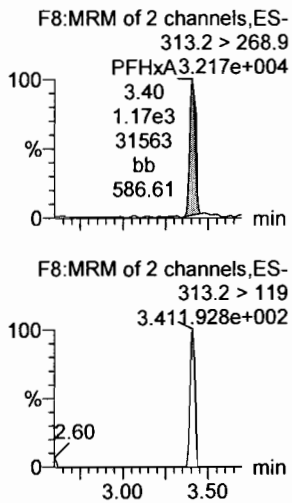

PFPeS

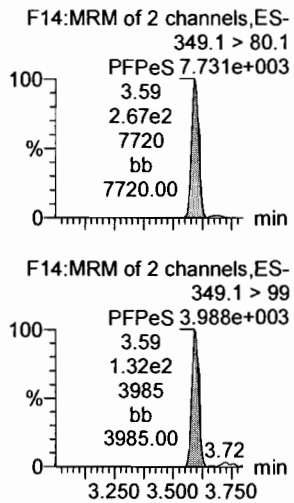

13C3-PFBA

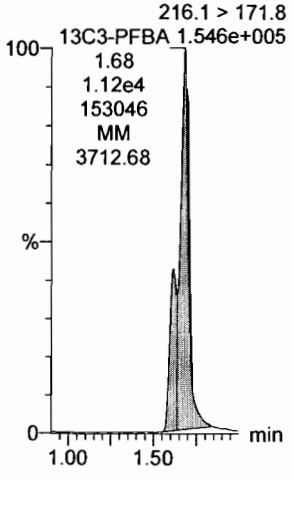

13C3-PFPeA

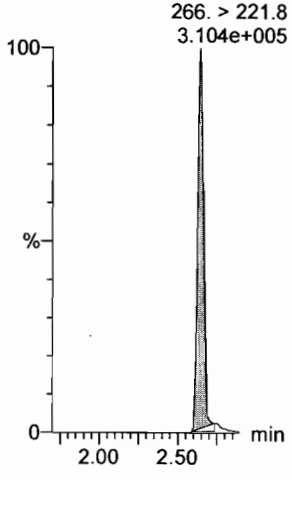

13C3-PFBS

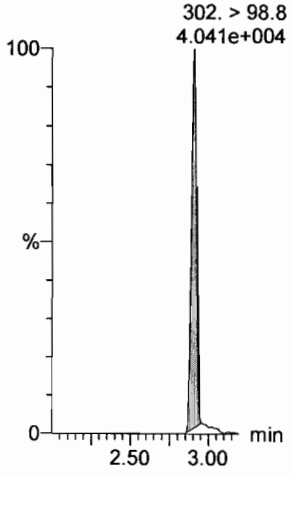

13C3-PFBS

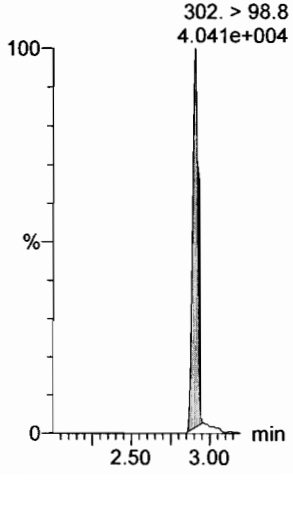

13C2-PFHxA

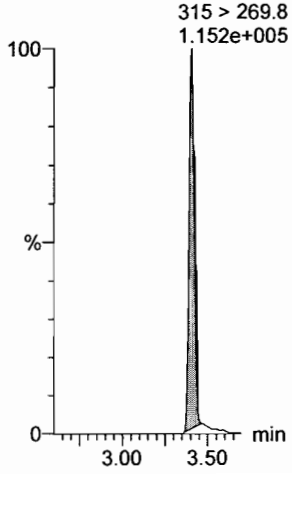

13C3-PFBS

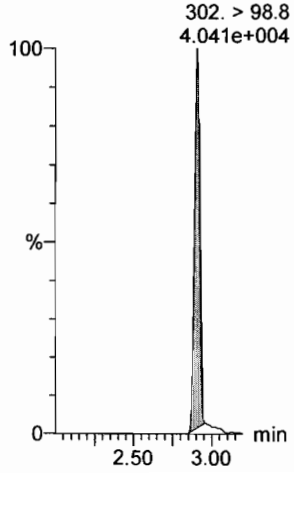

Dataset: F:\Projects\PFAS.PRO\Results\180223M2\180223M2-CRV.qld

Last Altered: Saturday, February 24, 2018 14:25:54 Pacific Standard Time
Printed: Saturday, February 24, 2018 14:29:41 Pacific Standard Time

Name: 180223M2_4, Date: 23-Feb-2018, Time: 21:10:32, ID: ST180223M2-3 PFC CS0 18B2314, Description: PFC CS0 18B2314

6:2 FTS

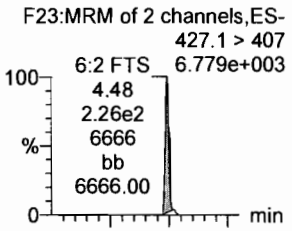

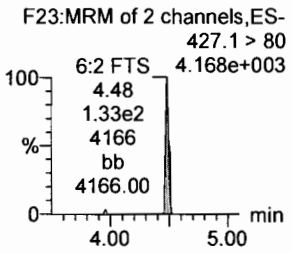

PFHpA

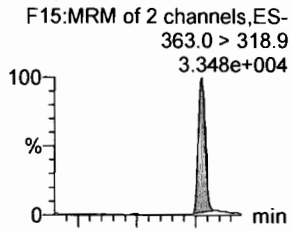

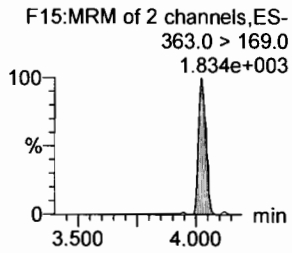

L-PFHxS

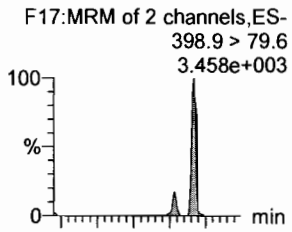

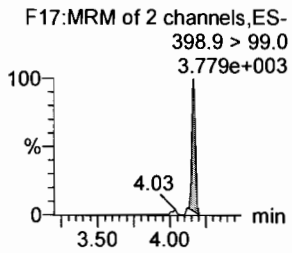

L-PFOA

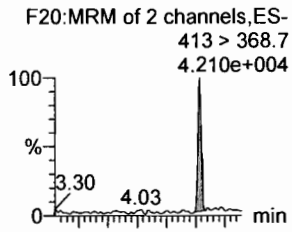

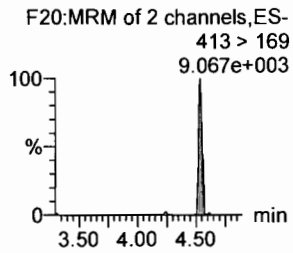

PFHpS

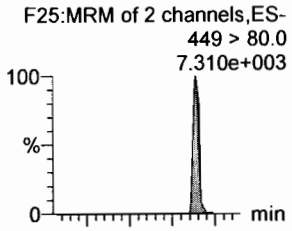

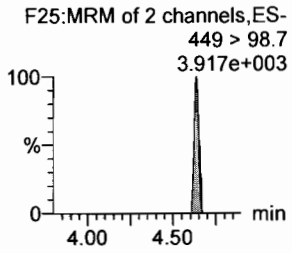

PFNA

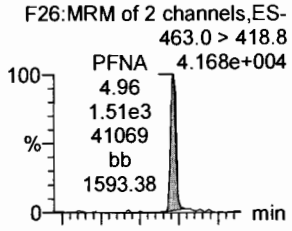

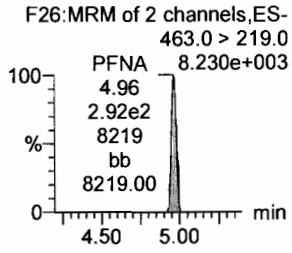

18O2-PFHxS

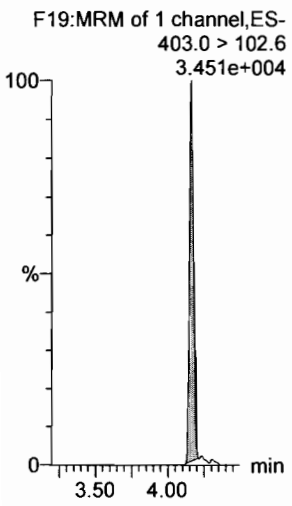

13C4-PFHpA

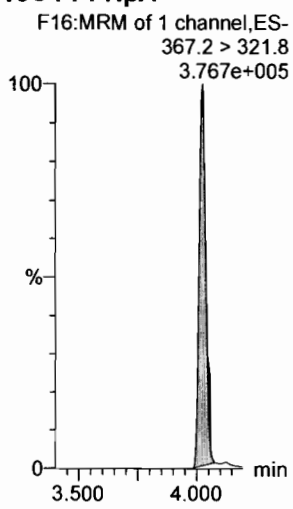

13C2-PFOA

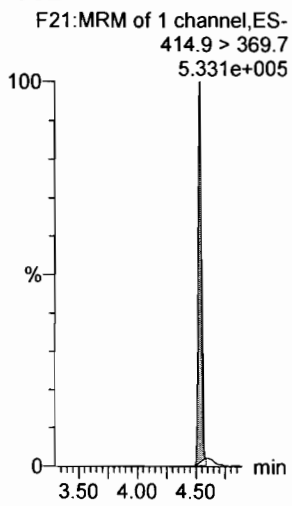

13C2-PFOA

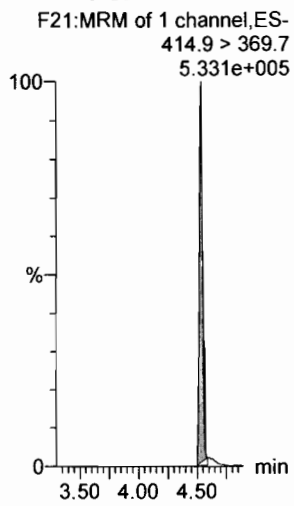

13C2-PFOA

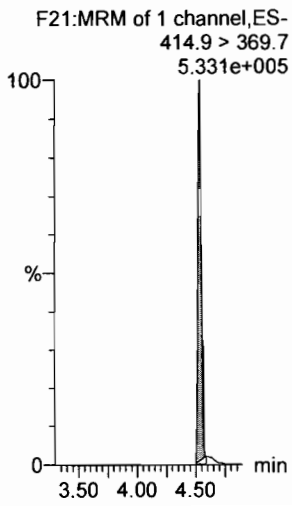

13C5-PFNA

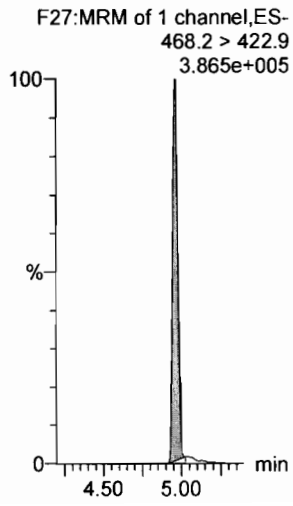

Dataset: F:\Projects\PFAS.PRO\Results\180223M2\180223M2-CRV.qld

Last Altered: Saturday, February 24, 2018 14:25:54 Pacific Standard Time
Printed: Saturday, February 24, 2018 14:29:41 Pacific Standard Time

Name: 180223M2_4, Date: 23-Feb-2018, Time: 21:10:32, ID: ST180223M2-3 PFC CS0 18B2314, Description: PFC CS0 18B2314

PFOSA

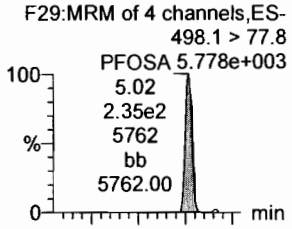

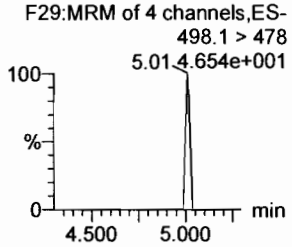

L-PFOS

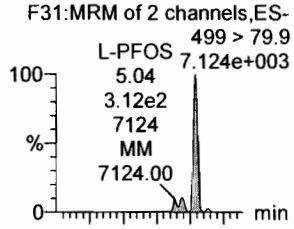

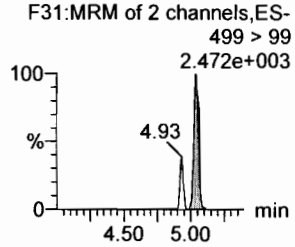

PFDA

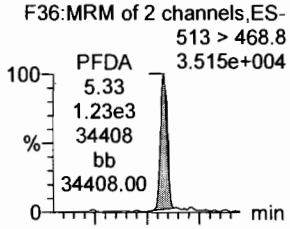

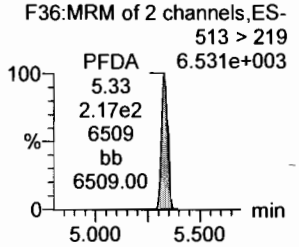

8:2 FTS

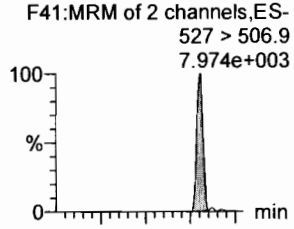

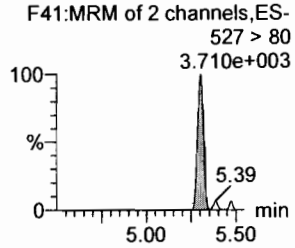

PFNS

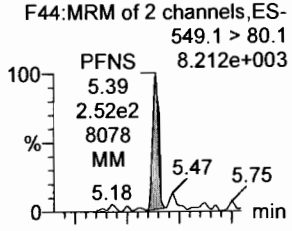

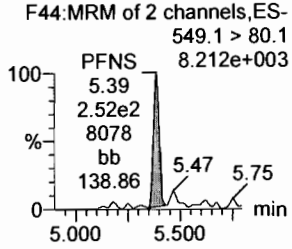

N-MeFOSAA

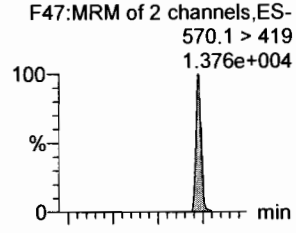

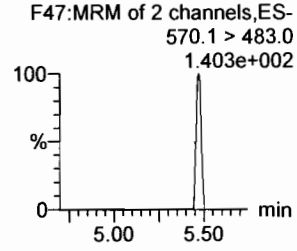

13C8-PFOSA

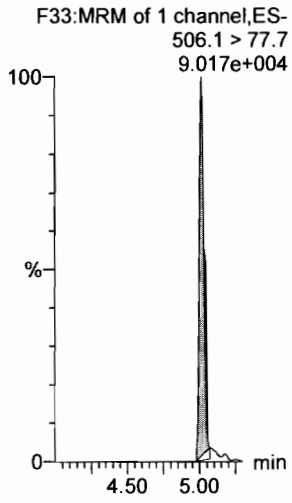

13C8-PFOS

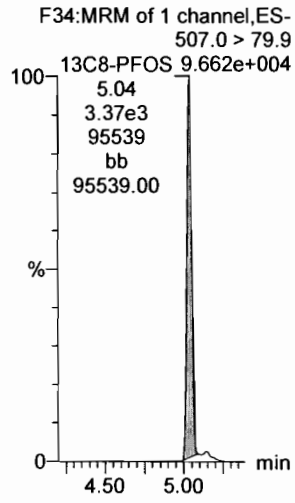

13C2-PFDA

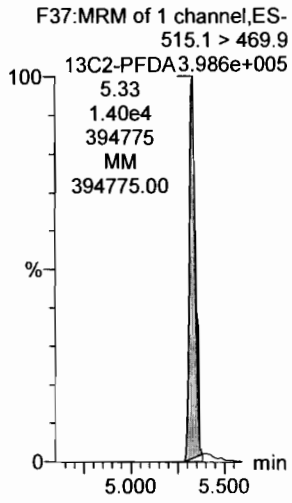

13C2-PFOA

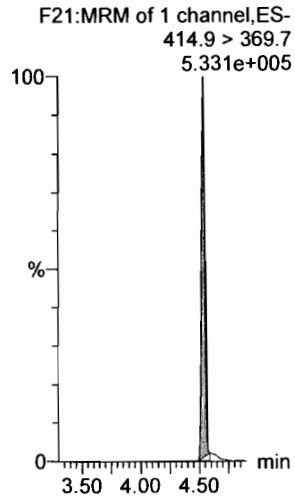

13C2-PFOA

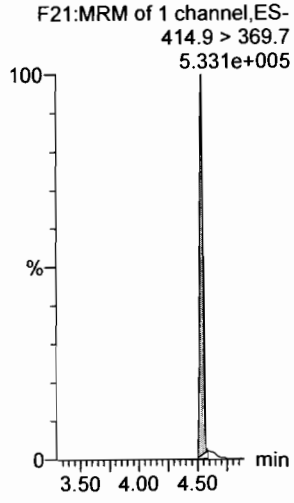

d3-N-MeFOSAA

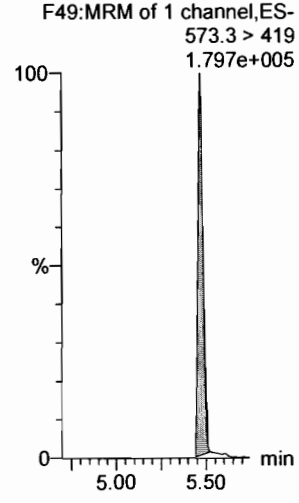

Dataset: F:\Projects\PFAS.PRO\Results\180223M2\180223M2-CRV.qld

Last Altered: Saturday, February 24, 2018 14:25:54 Pacific Standard Time
Printed: Saturday, February 24, 2018 14:29:41 Pacific Standard Time

Name: 180223M2_4, Date: 23-Feb-2018, Time: 21:10:32, ID: ST180223M2-3 PFC CS0 18B2314, Description: PFC CS0 18B2314

N-EtFOSAA

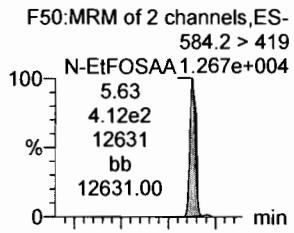

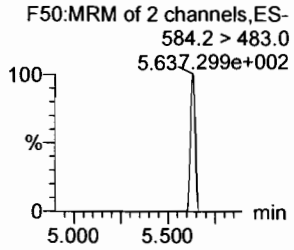

PFDoA

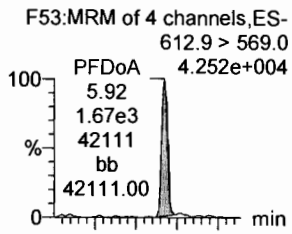

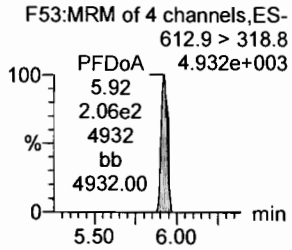

PFDS

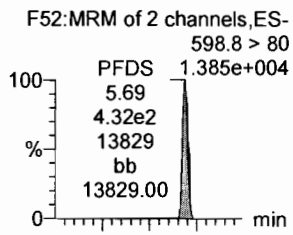

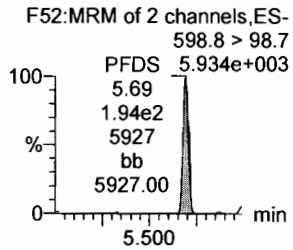

PFUdA

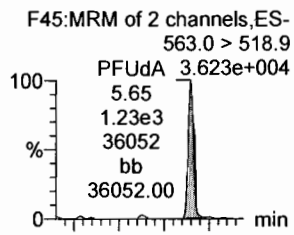

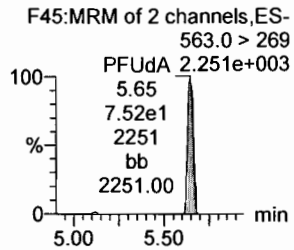

N-MeFOSA

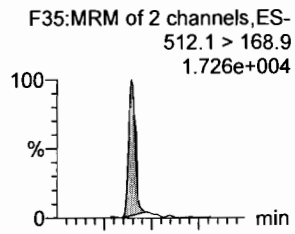

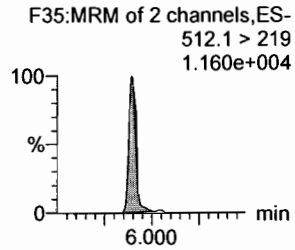

PFTrDA

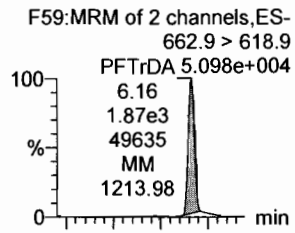

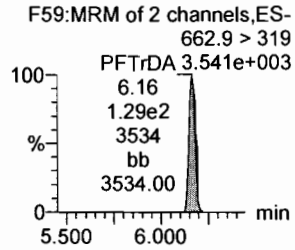

d5-N-EtFOSAA

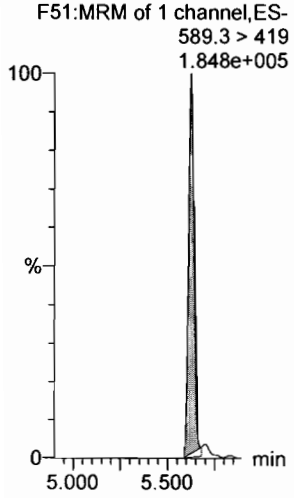

13C2-PFDoA

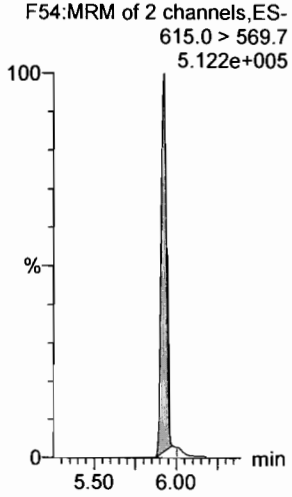

13C2-PFUdA

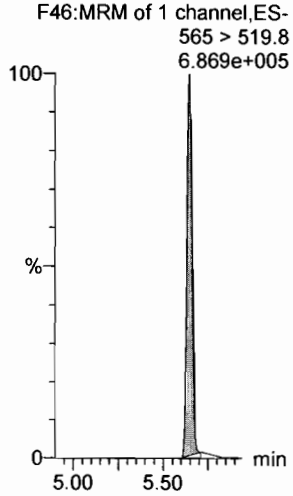

13C2-PFUdA

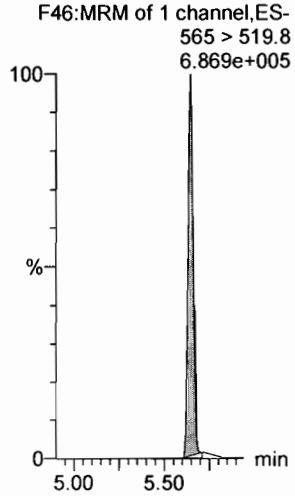

d3-N-MeFOSA

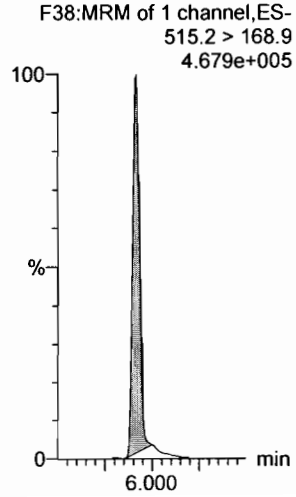

13C2-PFDoA

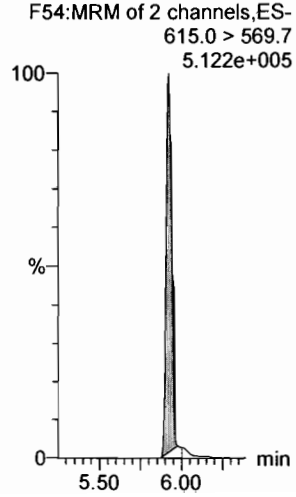

Dataset: F:\Projects\PFAS.PRO\Results\180223M2\180223M2-CRV.qld

Last Altered: Saturday, February 24, 2018 14:25:54 Pacific Standard Time
Printed: Saturday, February 24, 2018 14:29:41 Pacific Standard Time

Name: 180223M2_4, Date: 23-Feb-2018, Time: 21:10:32, ID: ST180223M2-3 PFC CS0 18B2314, Description: PFC CS0 18B2314

PFTeDA

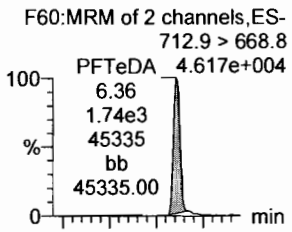

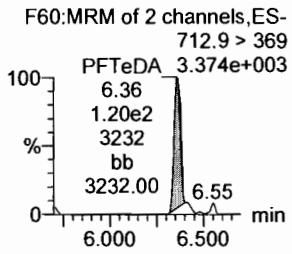

N-EtFOSA

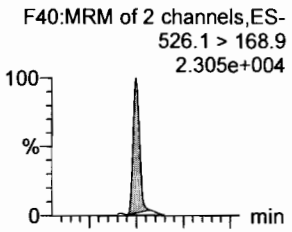

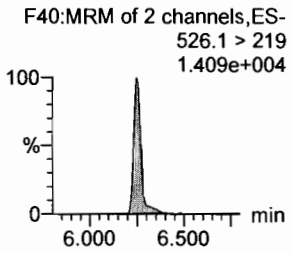

PFHxDA

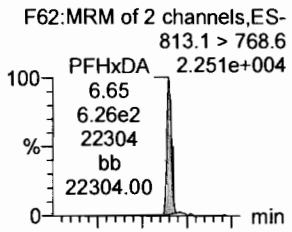

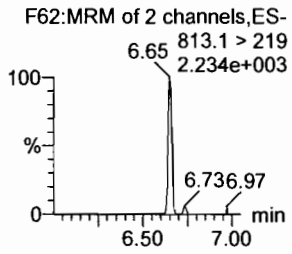

PFODA



N-MeFOSE

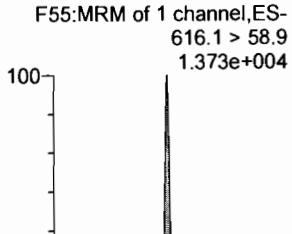

N-EtFOSE



13C2-PFTeDA

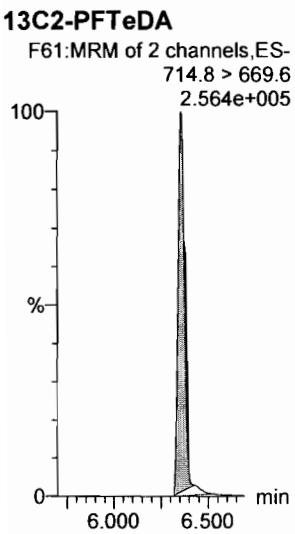

d5-N-ETFOSA

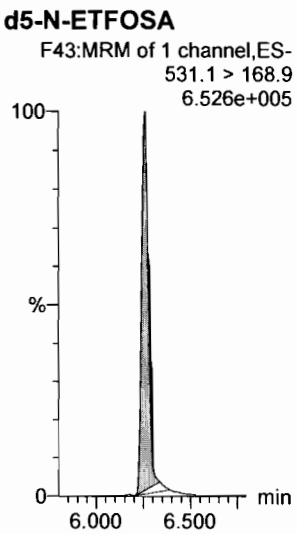

13C2-PFHxDA

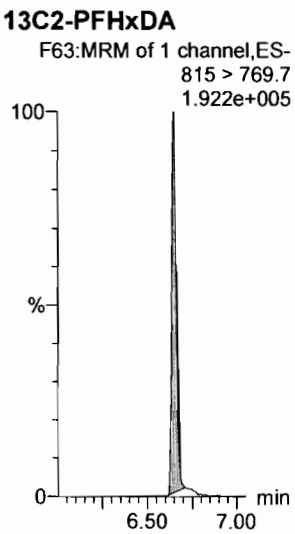

13C2-PFHxDA

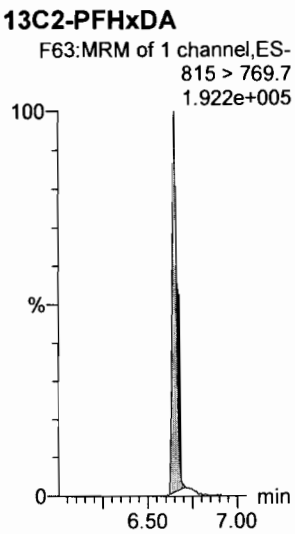

d7-N-MeFOSE

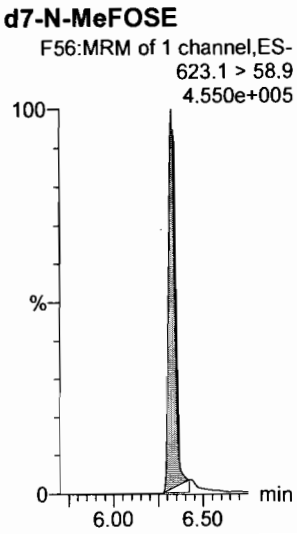

d9-N-EtFOSE

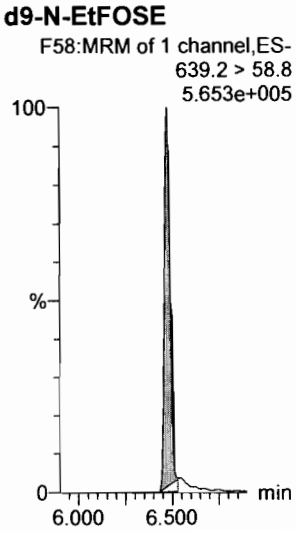

Dataset: F:\Projects\PFAS.PRO\Results\180223M2\180223M2-CRV.qld

Last Altered: Saturday, February 24, 2018 14:25:54 Pacific Standard Time
Printed: Saturday, February 24, 2018 14:29:41 Pacific Standard Time

Name: 180223M2_4, Date: 23-Feb-2018, Time: 21:10:32, ID: ST180223M2-3 PFC CS0 18B2314, Description: PFC CS0 18B2314

13C4-PFBA

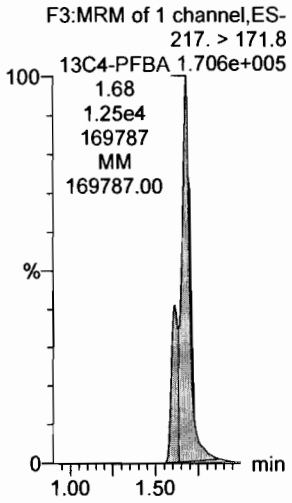

13C5-PFHxA

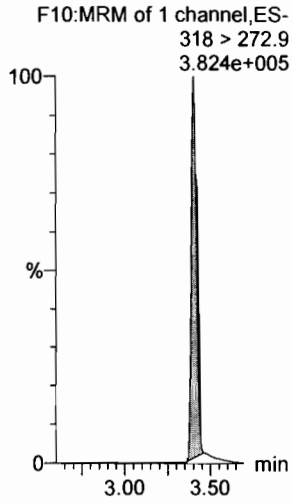

13C3-PFHxS

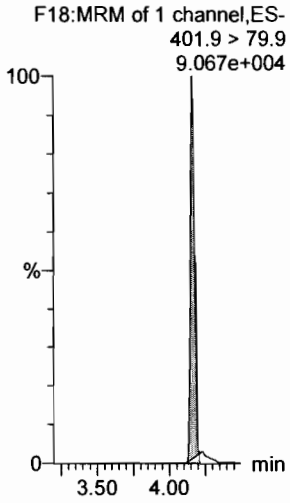

13C8-PFOA

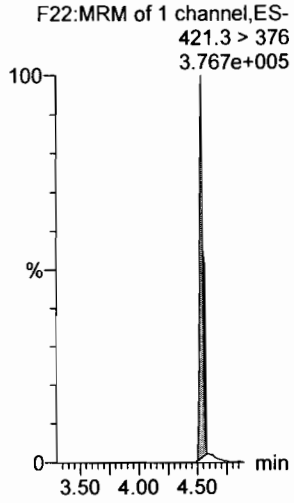

13C9-PFNA

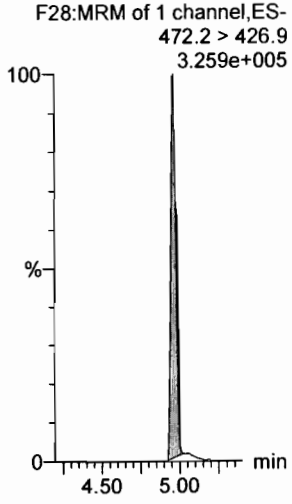

13C4-PFOS

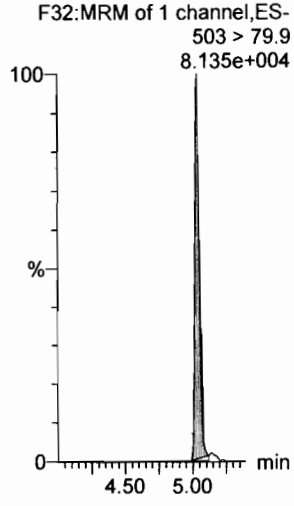

13C6-PFDA

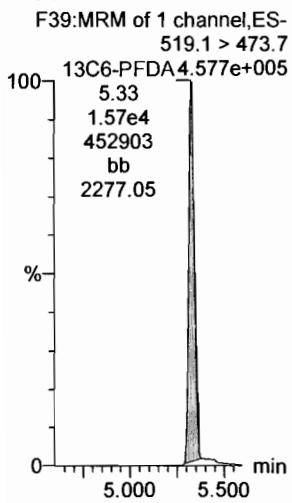

13C7-PFUdA

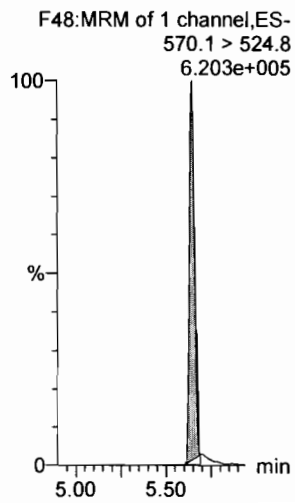

Dataset: F:\Projects\PFAS.PRO\Results\180223M2\180223M2-CRV.qld

Last Altered: Saturday, February 24, 2018 14:25:54 Pacific Standard Time
Printed: Saturday, February 24, 2018 14:29:41 Pacific Standard Time

Name: 180223M2_5, Date: 23-Feb-2018, Time: 21:22:01, ID: ST180223M2-4 PFC CS1 18B2315, Description: PFC CS1 18B2315

PFBA

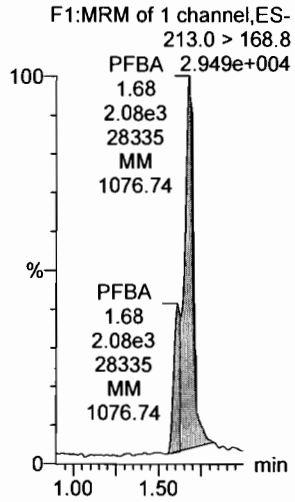

PFPeA

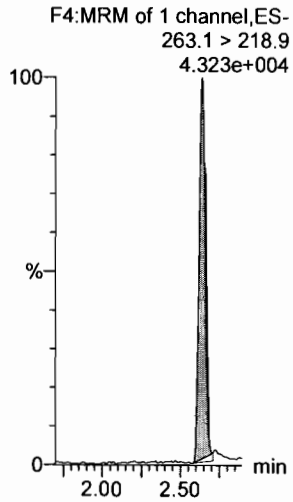

PFBS

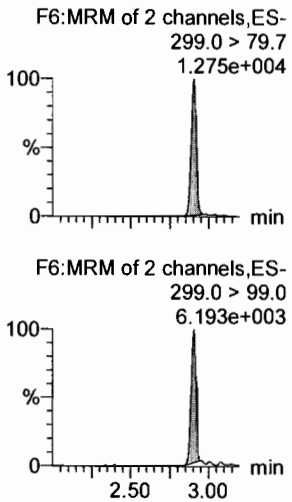

4:2 FTS

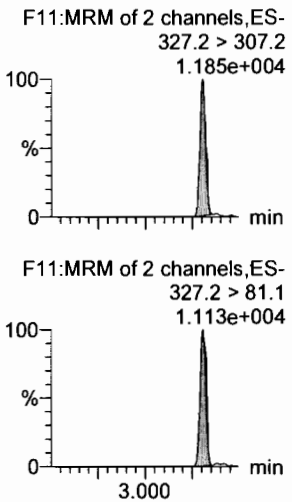

PFHxA

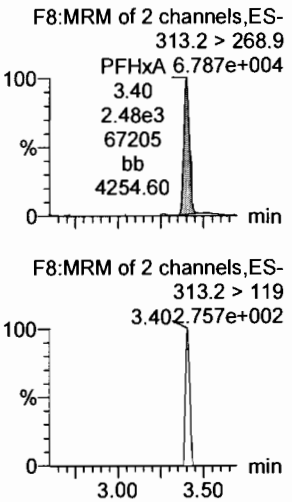

PFPeS

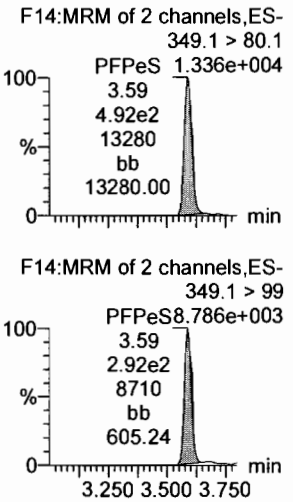

13C3-PFBA

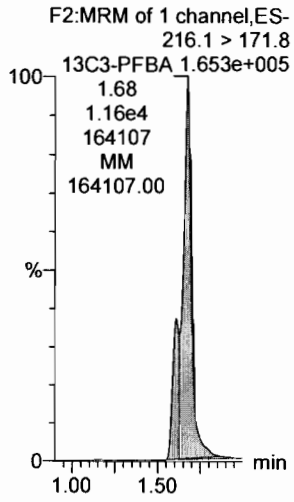

13C3-PFPeA

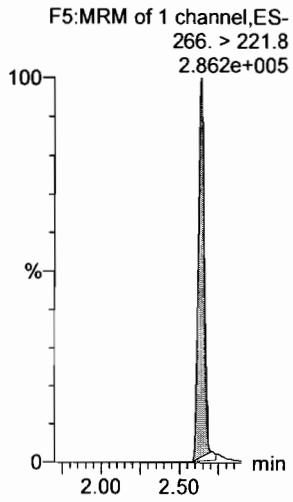

13C3-PFBS

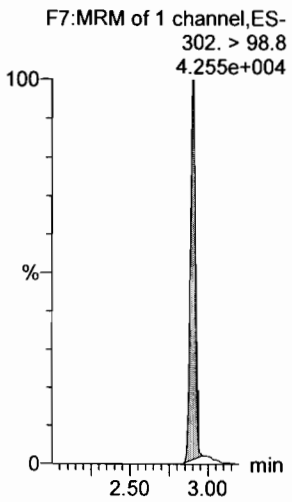

13C3-PFBS

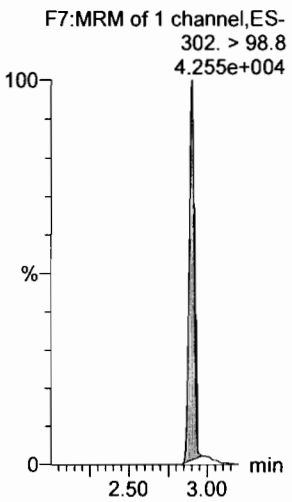

13C2-PFHxA

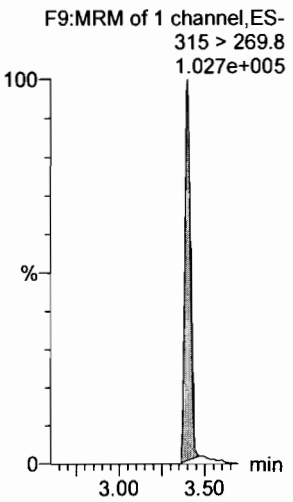

13C3-PFBS

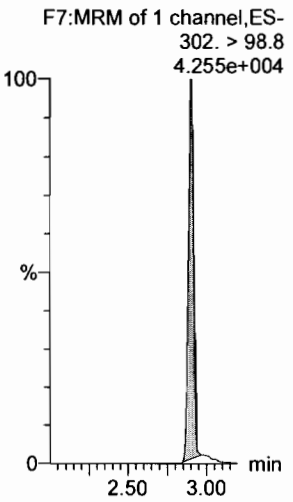

Dataset: F:\Projects\PFAS.PRO\Results\180223M2\180223M2-CRV.qld

Last Altered: Saturday, February 24, 2018 14:25:54 Pacific Standard Time
Printed: Saturday, February 24, 2018 14:29:41 Pacific Standard Time

Name: 180223M2_5, Date: 23-Feb-2018, Time: 21:22:01, ID: ST180223M2-4 PFC CS1 18B2315, Description: PFC CS1 18B2315

6:2 FTS

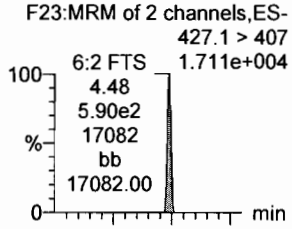

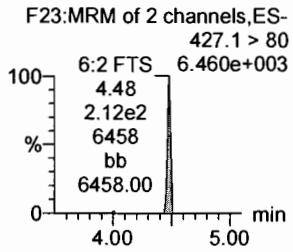

PFHpA

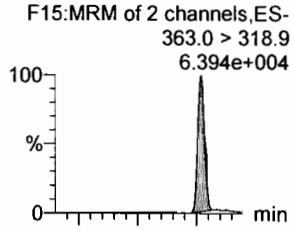

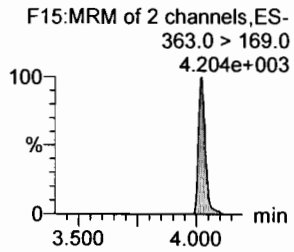

L-PFHxS

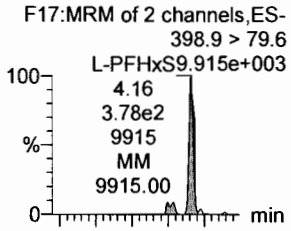

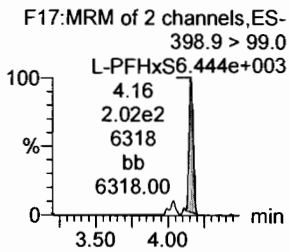

L-PFOA

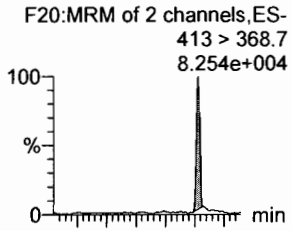

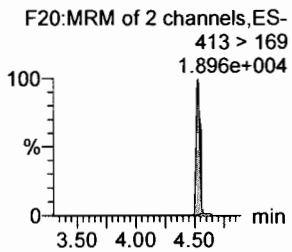

PFHpS

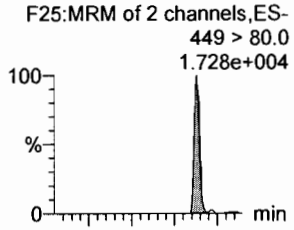

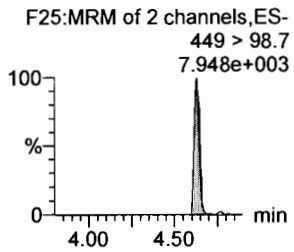

PFNA

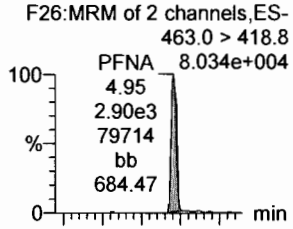

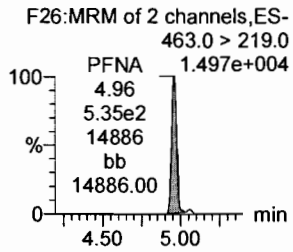

18O2-PFHxS

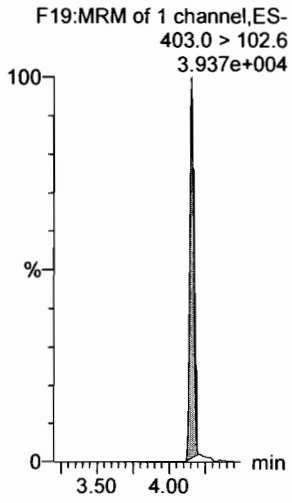

13C4-PFHpA

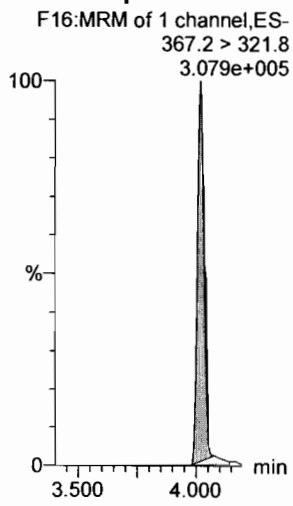

13C2-PFOA

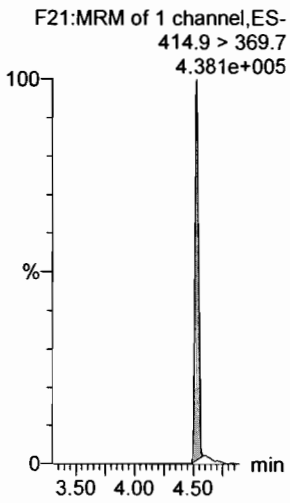

13C2-PFOA

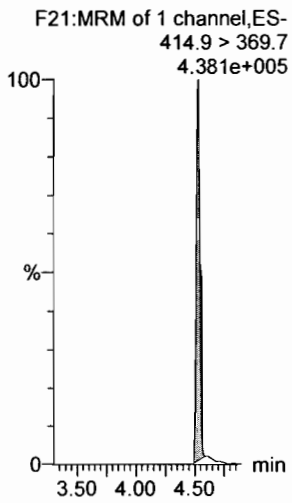

13C2-PFOA

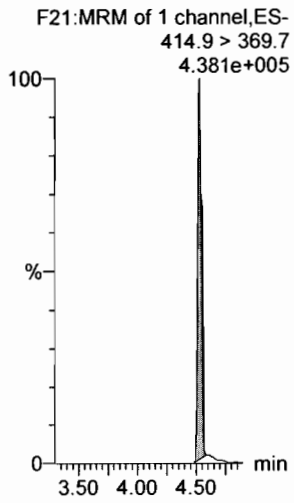

13C5-PFNA

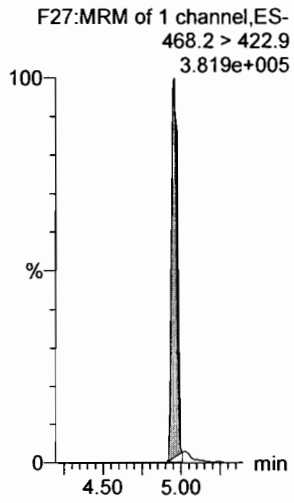

Dataset: F:\Projects\PFAS.PRO\Results\180223M2\180223M2-CRV.qld

Last Altered: Saturday, February 24, 2018 14:25:54 Pacific Standard Time
Printed: Saturday, February 24, 2018 14:29:41 Pacific Standard Time

Name: 180223M2_5, Date: 23-Feb-2018, Time: 21:22:01, ID: ST180223M2-4 PFC CS1 18B2315, Description: PFC CS1 18B2315

PFOSA

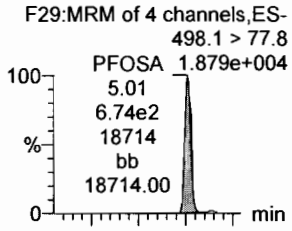

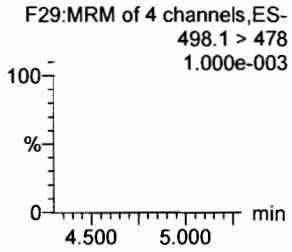

L-PFOS

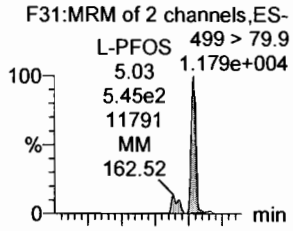

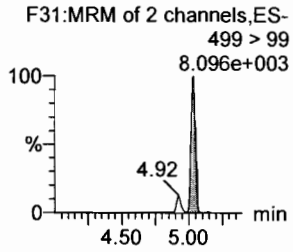

PFDA

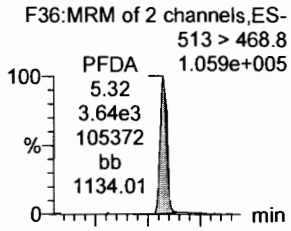

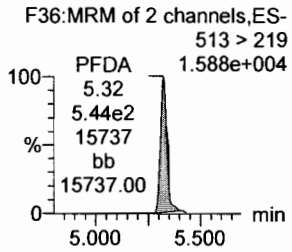

8:2 FTS

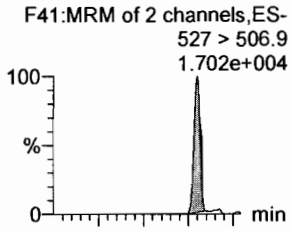

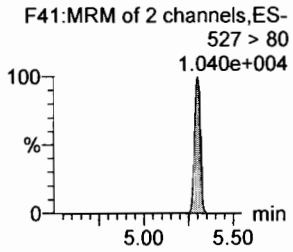

PFNS

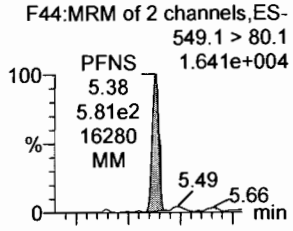

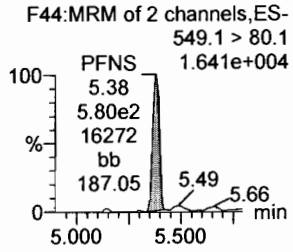

N-MeFOSAA

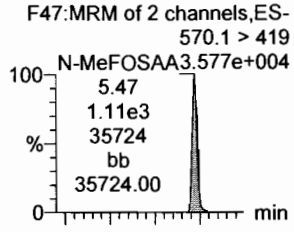

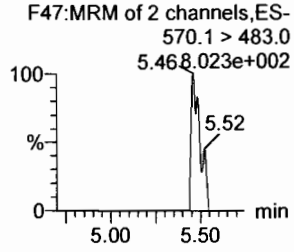

13C8-PFOSA

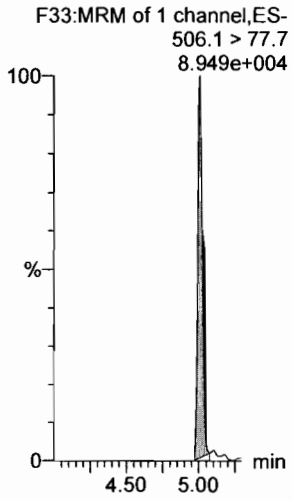

13C8-PFOS

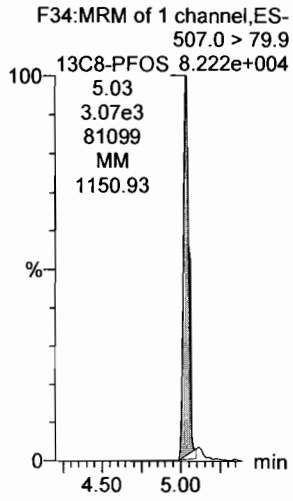

13C2-PFDA

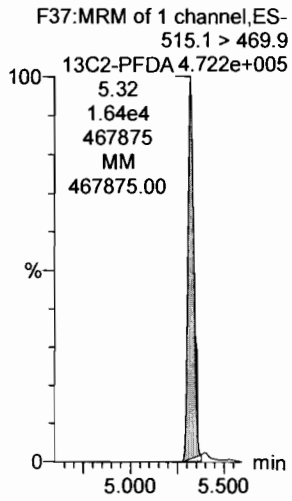

13C2-PFOA

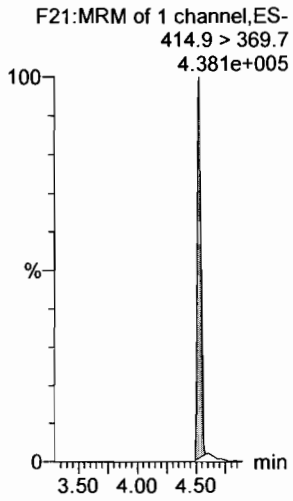

13C2-PFOA

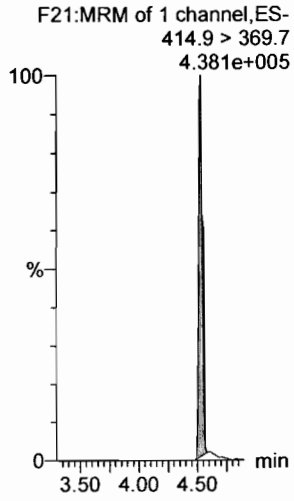

d3-N-MeFOSAA

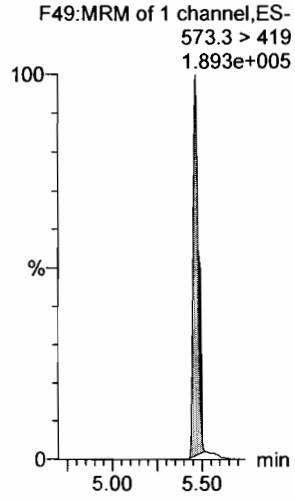

Dataset: F:\Projects\PFAS.PRO\Results\180223M2\180223M2-CRV.qld

Last Altered: Saturday, February 24, 2018 14:25:54 Pacific Standard Time
Printed: Saturday, February 24, 2018 14:29:41 Pacific Standard Time

Name: 180223M2_5, Date: 23-Feb-2018, Time: 21:22:01, ID: ST180223M2-4 PFC CS1 18B2315, Description: PFC CS1 18B2315

N-EtFOSAA

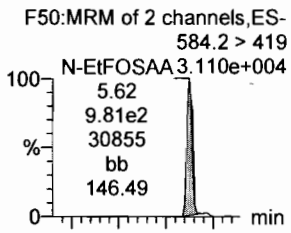

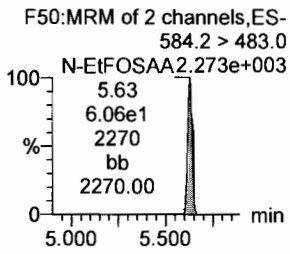

PFDoA

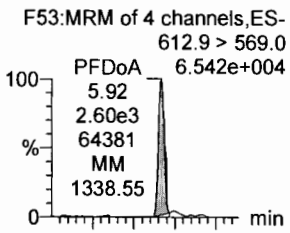

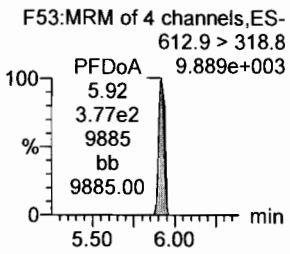

PFDS

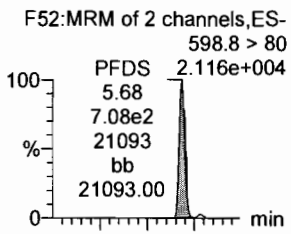

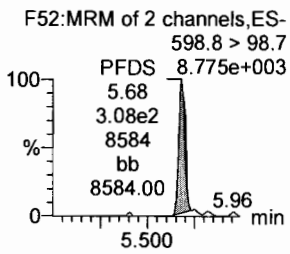

PFUdA

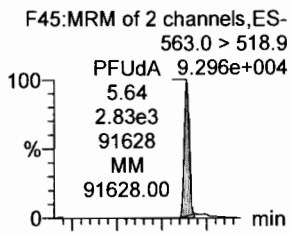

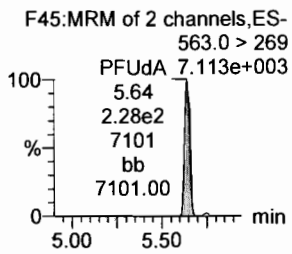

N-MeFOSA

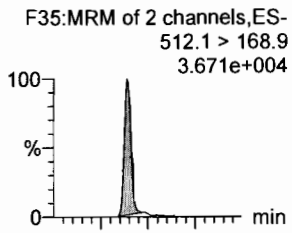

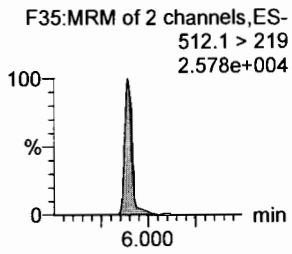

PFTrDA

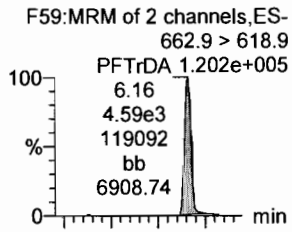

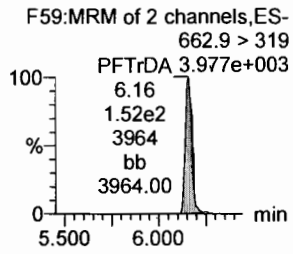

d5-N-EtFOSAA

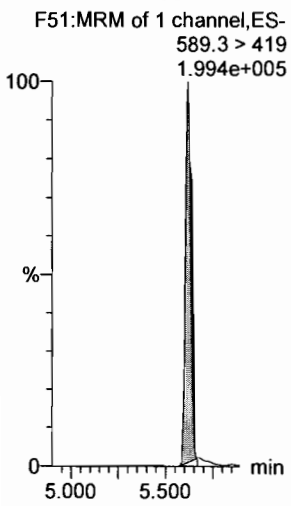

13C2-PFDoA

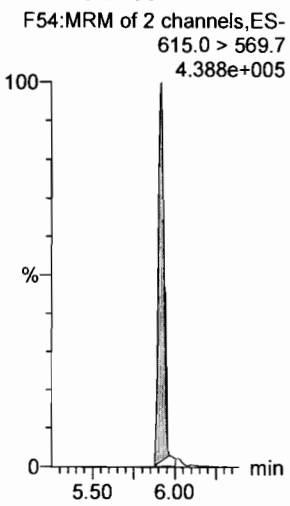

13C2-PFUdA

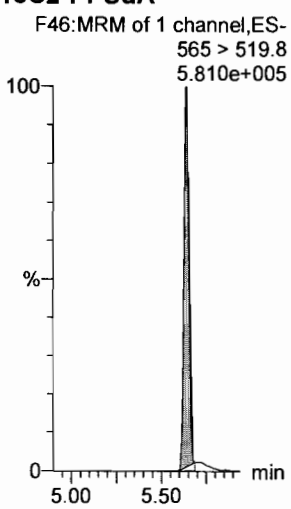

13C2-PFUdA

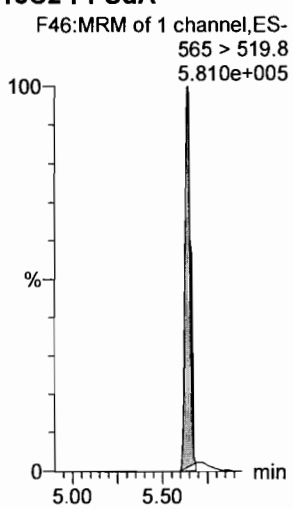

d3-N-MeFOSA

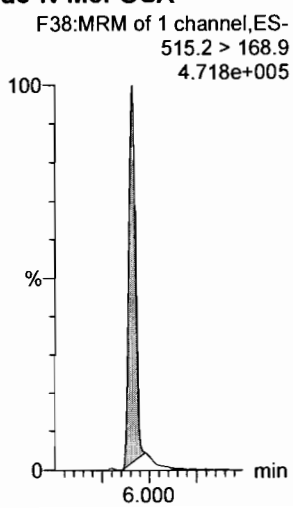

13C2-PFDoA

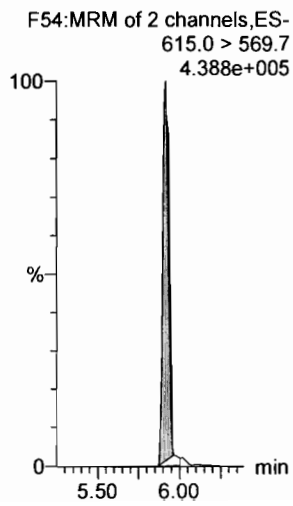

Dataset: F:\Projects\PFAS.PRO\Results\180223M2\180223M2-CRV.qld

Last Altered: Saturday, February 24, 2018 14:25:54 Pacific Standard Time
Printed: Saturday, February 24, 2018 14:29:41 Pacific Standard Time

Name: 180223M2_5, Date: 23-Feb-2018, Time: 21:22:01, ID: ST180223M2-4 PFC CS1 18B2315, Description: PFC CS1 18B2315

PFTeDA

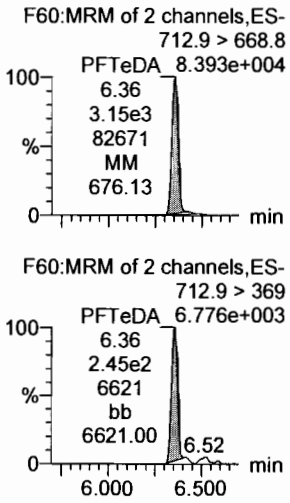

N-EtFOSA

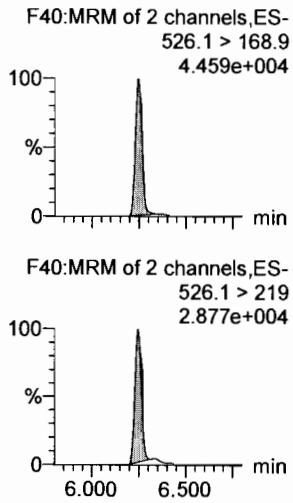

PFHxDA

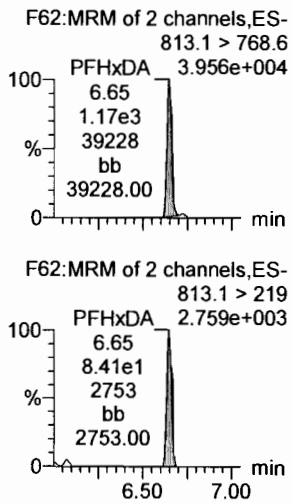

PFODA

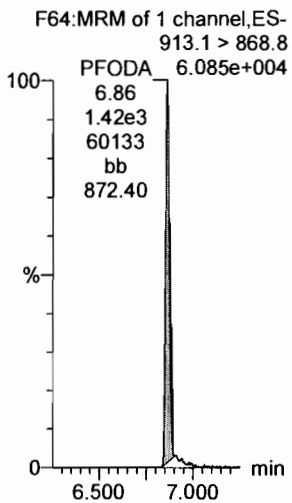

N-MeFOSE

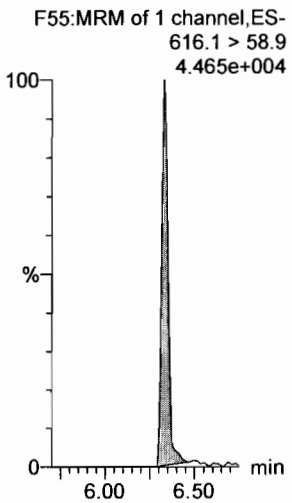

N-EtFOSE

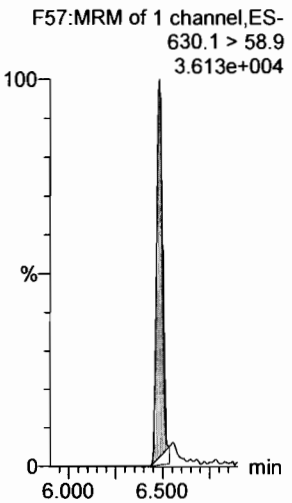

13C2-PFTeDA

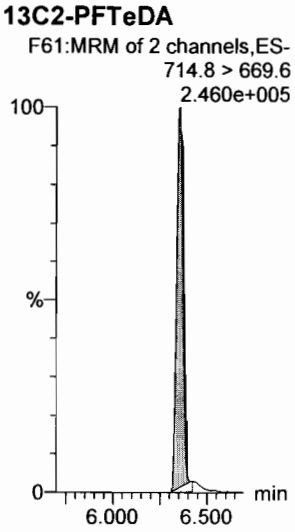

d5-N-ETFOSA

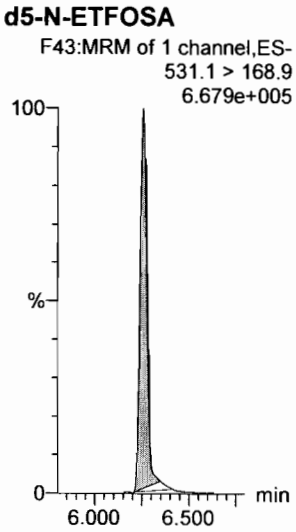

13C2-PFHxDA



13C2-PFHxDA



d7-N-MeFOSE

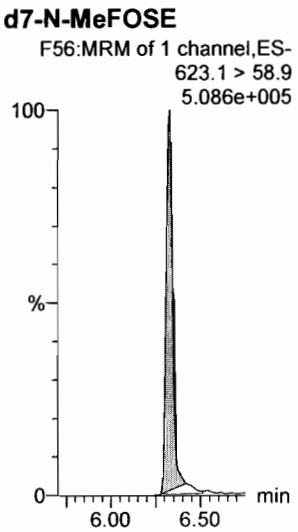

d9-N-EtFOSE

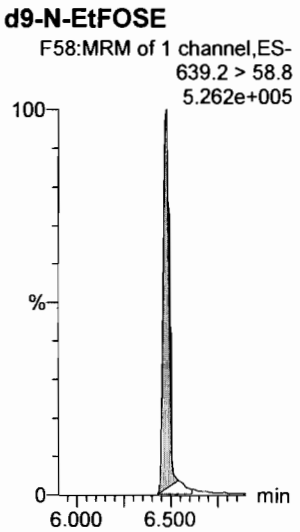

Dataset: F:\Projects\PFAS.PRO\Results\180223M2\180223M2-CRV.qld

Last Altered: Saturday, February 24, 2018 14:25:54 Pacific Standard Time
Printed: Saturday, February 24, 2018 14:29:41 Pacific Standard Time

Name: 180223M2_5, Date: 23-Feb-2018, Time: 21:22:01, ID: ST180223M2-4 PFC CS1 18B2315, Description: PFC CS1 18B2315

13C4-PFBA

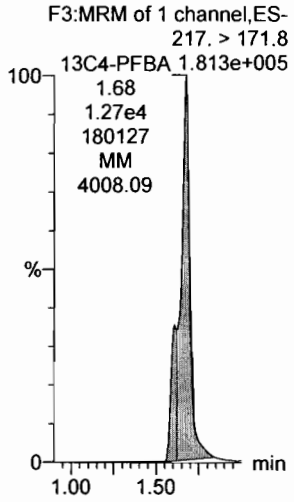

13C5-PFHxA

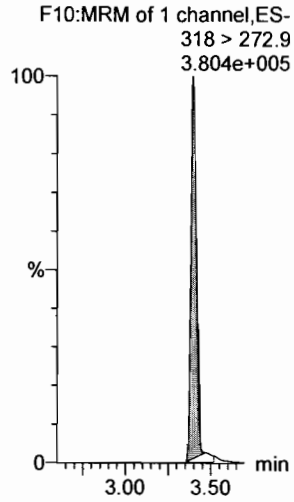

13C3-PFHxS

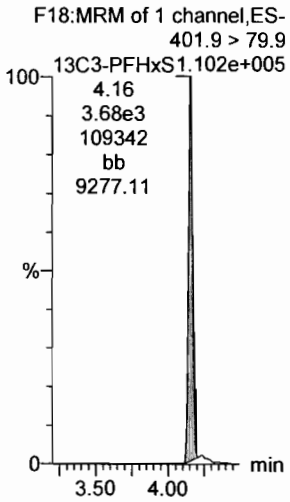

13C8-PFOA

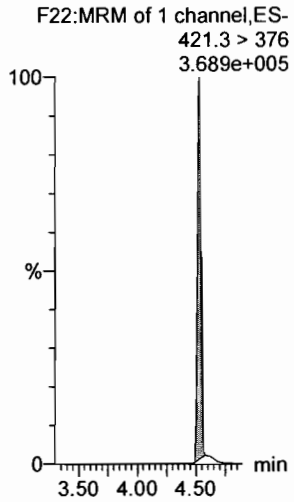

13C9-PFNA

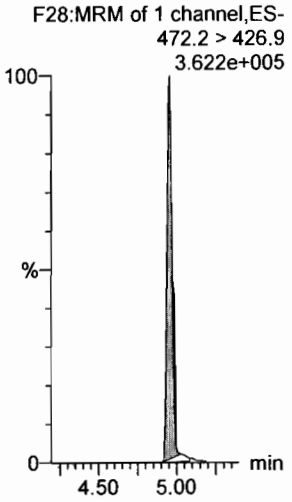

13C4-PFOS

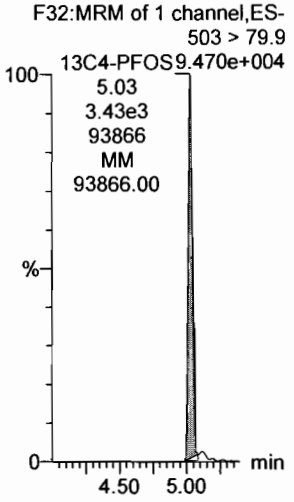

13C6-PFDA

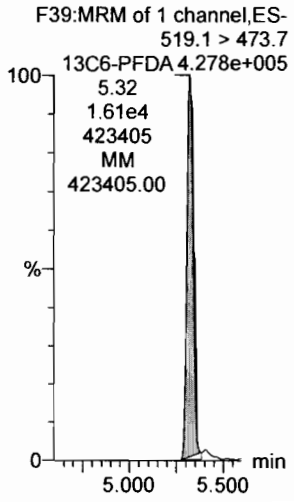

13C7-PFUdA



Dataset: F:\Projects\PFAS.PRO\Results\180223M2\180223M2-CRV.qld

Last Altered: Saturday, February 24, 2018 14:25:54 Pacific Standard Time
Printed: Saturday, February 24, 2018 14:29:41 Pacific Standard Time

Name: 180223M2_6, Date: 23-Feb-2018, Time: 21:33:31, ID: ST180223M2-5 PFC CS2 18B2316, Description: PFC CS2 18B2316

PFBA

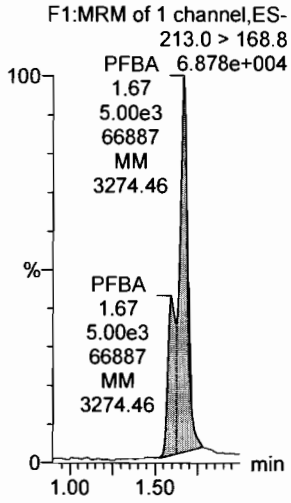

PFPeA

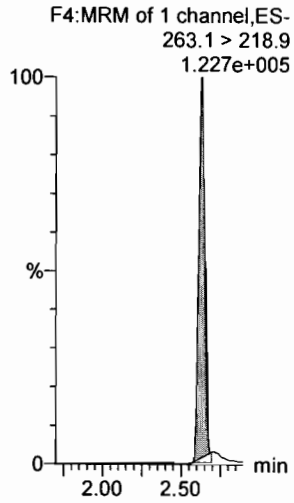

PFBS

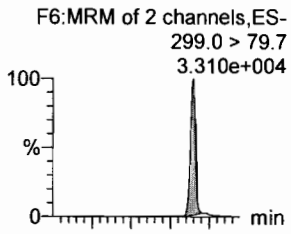

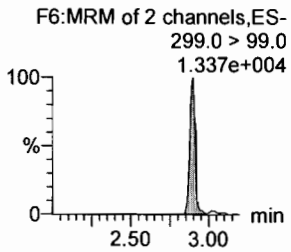

4:2 FTS

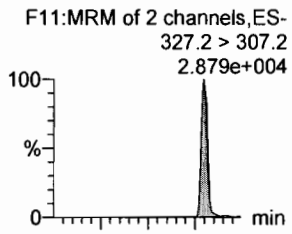

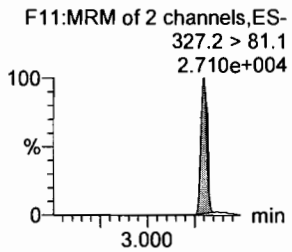

PFHxA

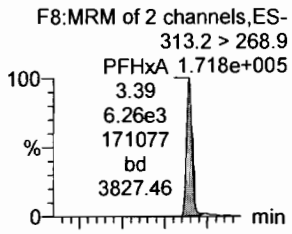

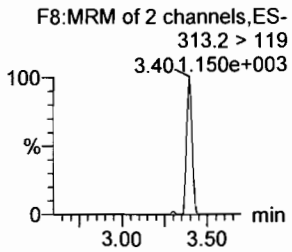

PFPeS

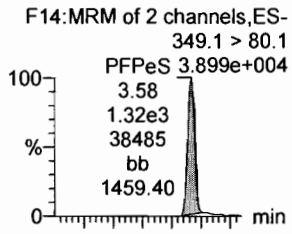

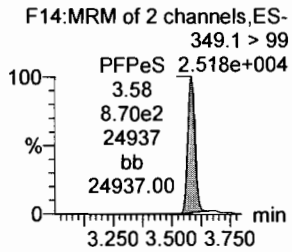

13C3-PFBA

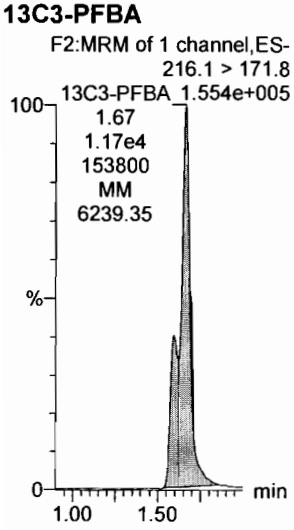

13C3-PFPeA

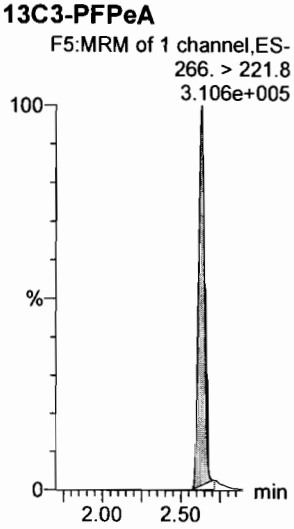

13C3-PFBS

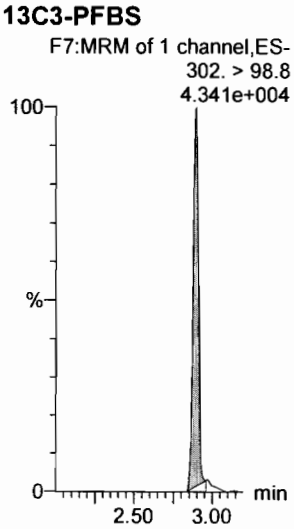

13C3-PFBS



13C2-PFHxA

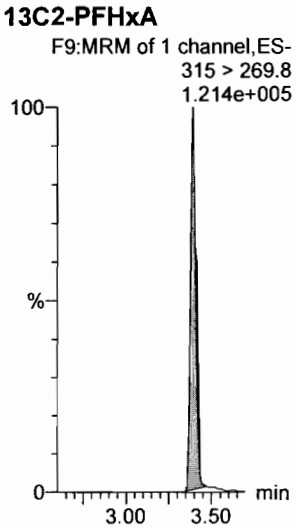

13C3-PFBS



Dataset: F:\Projects\PFAS.PRO\Results\180223M2\180223M2-CRV.qld

Last Altered: Saturday, February 24, 2018 14:25:54 Pacific Standard Time
Printed: Saturday, February 24, 2018 14:29:41 Pacific Standard Time

Name: 180223M2_6, Date: 23-Feb-2018, Time: 21:33:31, ID: ST180223M2-5 PFC CS2 18B2316, Description: PFC CS2 18B2316

6:2 FTS



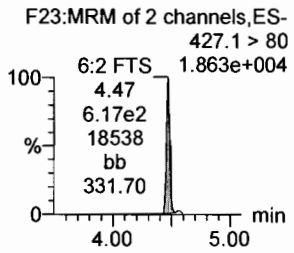

PFHpA

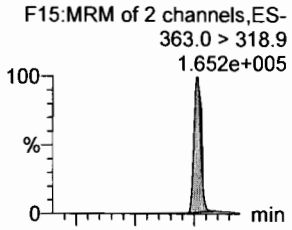

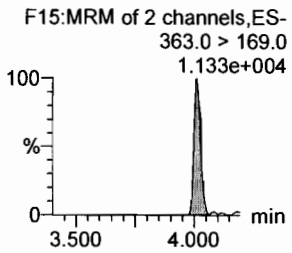

L-PFHxS

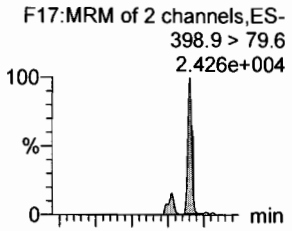

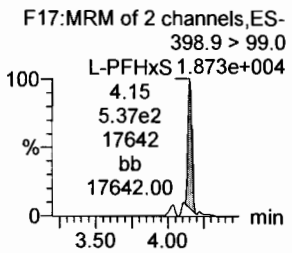

L-PFOA

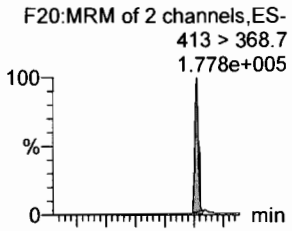

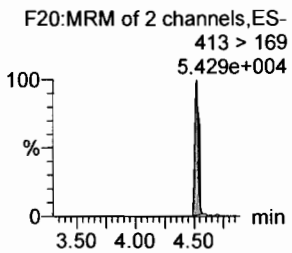

PFHpS

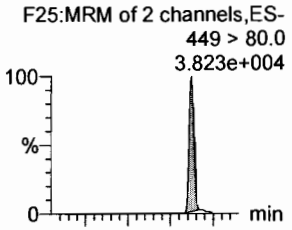

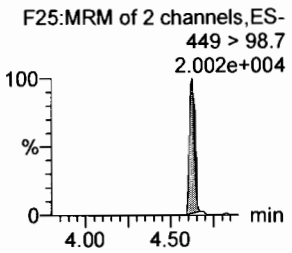

PFNA

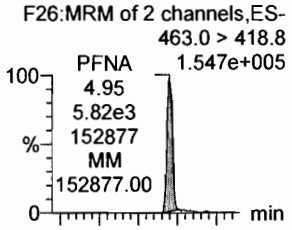

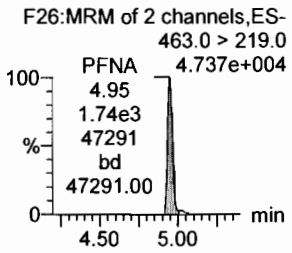

18O2-PFHxS

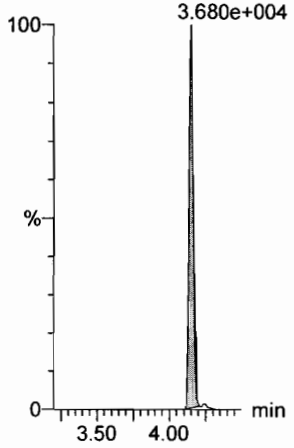

13C4-PFHpA

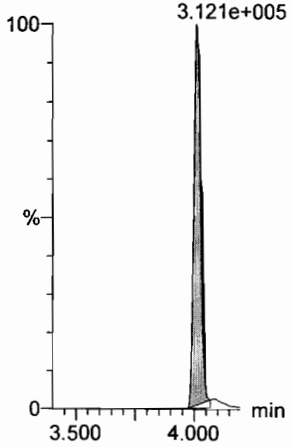

13C2-PFOA



13C2-PFOA



13C2-PFOA



13C5-PFNA

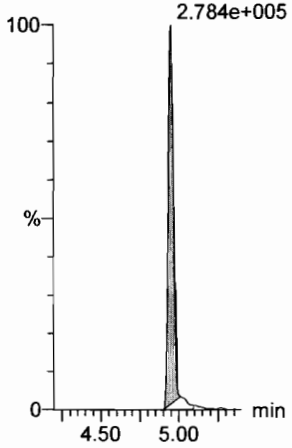

Dataset: F:\Projects\PFAS.PRO\Results\180223M2\180223M2-CRV.qld

Last Altered: Saturday, February 24, 2018 14:25:54 Pacific Standard Time
Printed: Saturday, February 24, 2018 14:29:41 Pacific Standard Time

Name: 180223M2_6, Date: 23-Feb-2018, Time: 21:33:31, ID: ST180223M2-5 PFC CS2 18B2316, Description: PFC CS2 18B2316

PFOSA

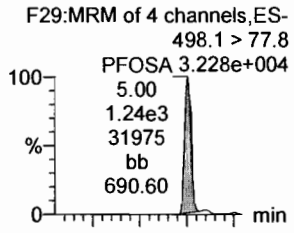

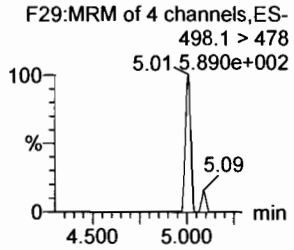

L-PFOS

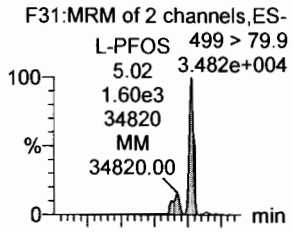

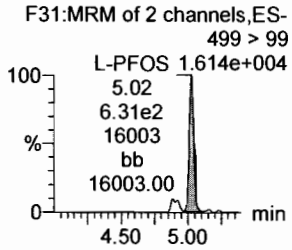

PFDA

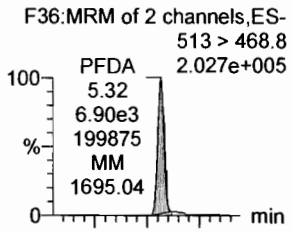

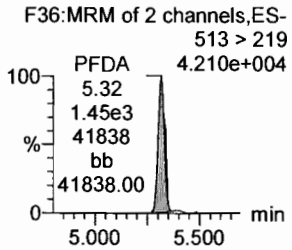

8:2 FTS

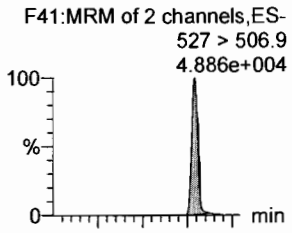

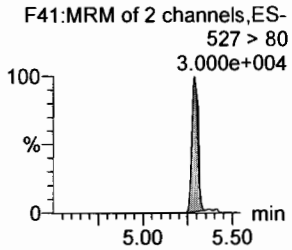

PFNS

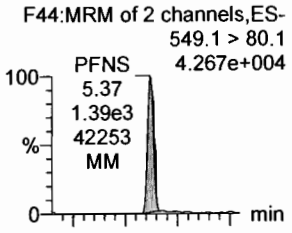

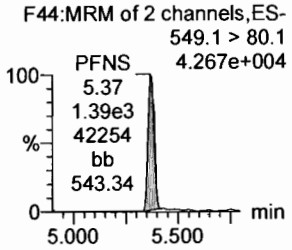

N-MeFOSAA

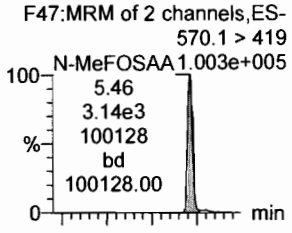

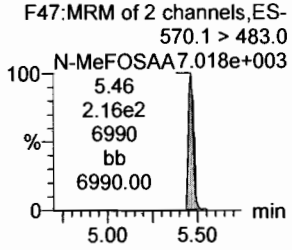

13C8-PFOSA

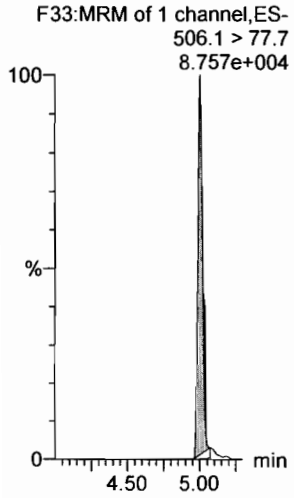

13C8-PFOS

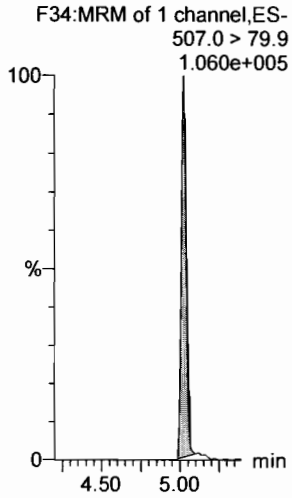

13C2-PFDA

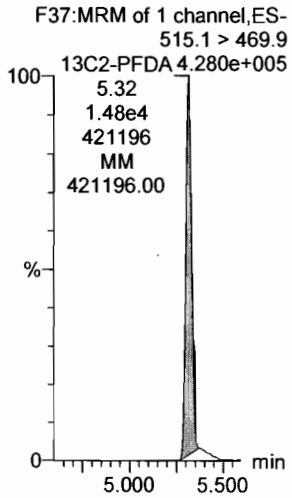

13C2-PFOA

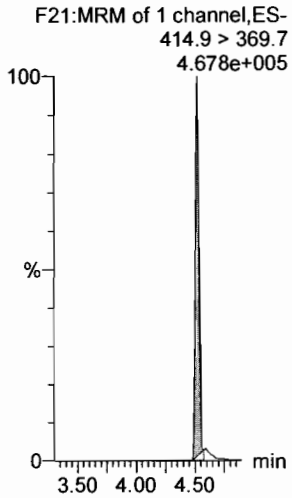

13C2-PFOA



d3-N-MeFOSAA

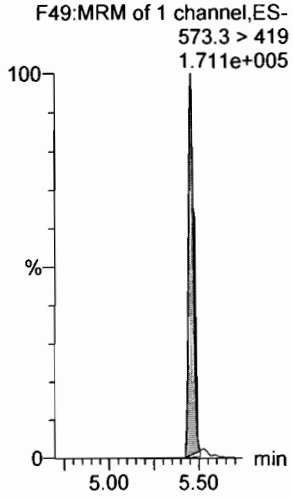

Dataset: F:\Projects\PFAS.PRO\Results\180223M2\180223M2-CRV.qld

Last Altered: Saturday, February 24, 2018 14:25:54 Pacific Standard Time
Printed: Saturday, February 24, 2018 14:29:41 Pacific Standard Time

Name: 180223M2_6, Date: 23-Feb-2018, Time: 21:33:31, ID: ST180223M2-5 PFC CS2 18B2316, Description: PFC CS2 18B2316

N-EtFOSAA

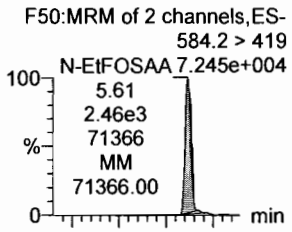

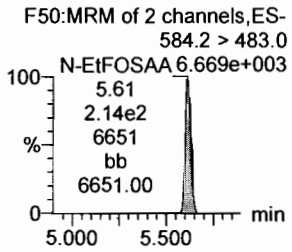

PFDoA

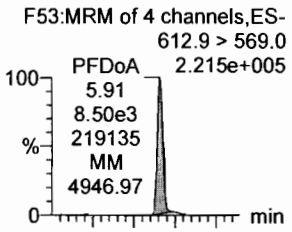

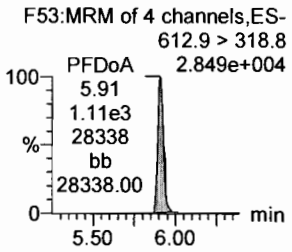

PFDS

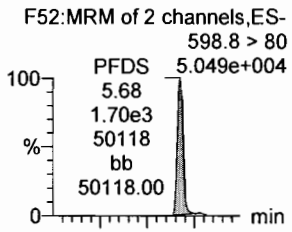

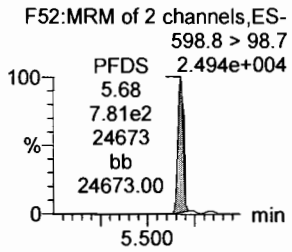

PFUdA

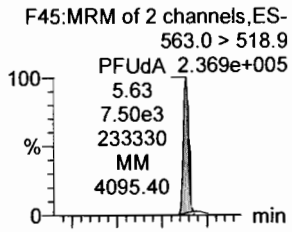

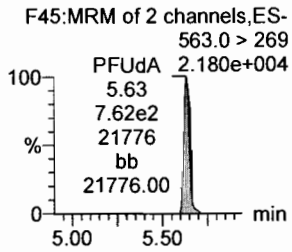

N-MeFOSA

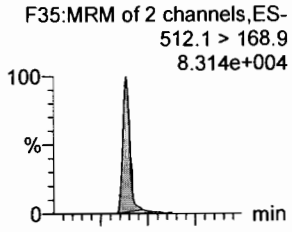

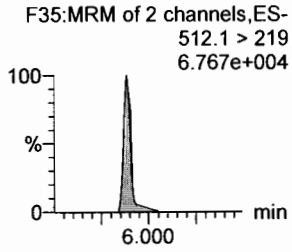

PFTrDA

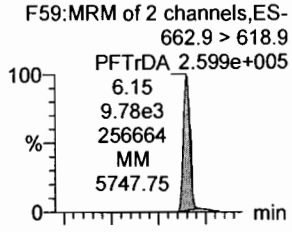

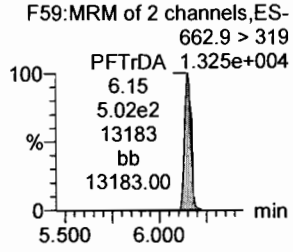

d5-N-EtFOSAA

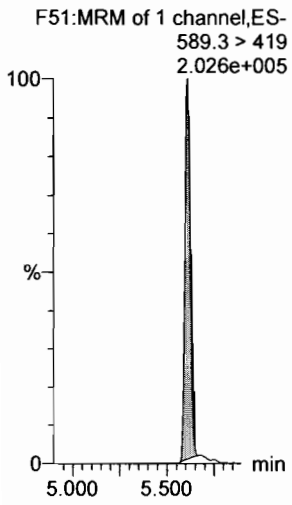

13C2-PFDoA

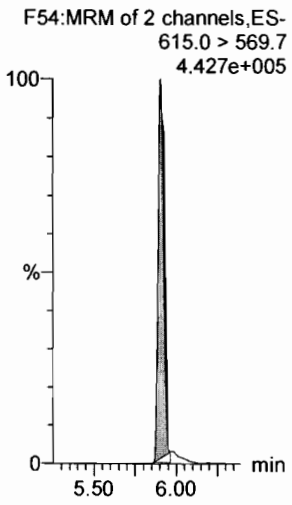

13C2-PFUdA

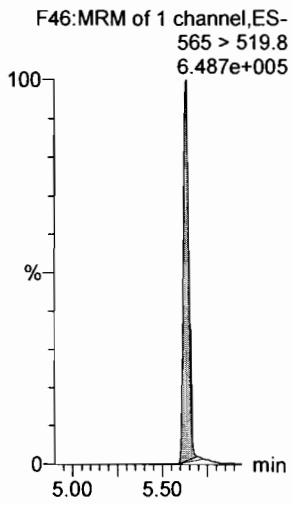

13C2-PFUdA

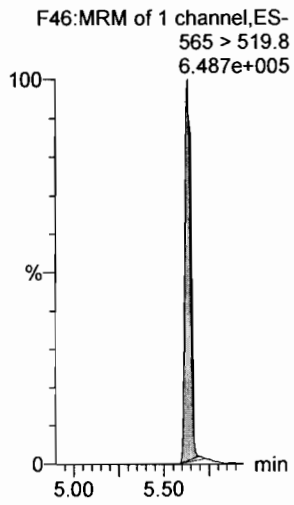

d3-N-MeFOSA

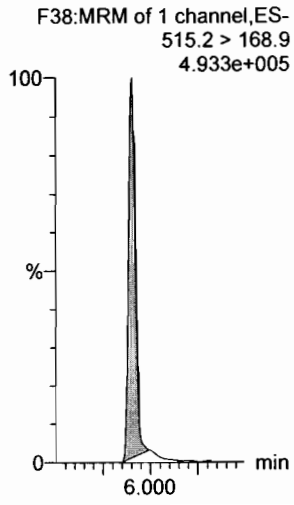

13C2-PFDoA

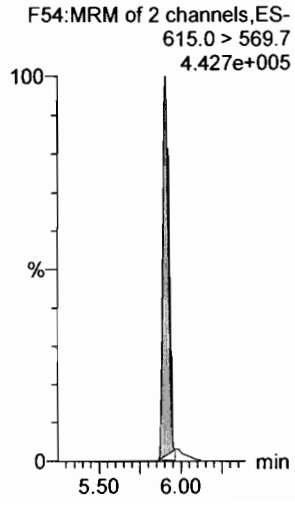

Dataset: F:\Projects\PFAS.PRO\Results\180223M2\180223M2-CRV.qld

Last Altered: Saturday, February 24, 2018 14:25:54 Pacific Standard Time
Printed: Saturday, February 24, 2018 14:29:41 Pacific Standard Time

Name: 180223M2_6, Date: 23-Feb-2018, Time: 21:33:31, ID: ST180223M2-5 PFC CS2 18B2316, Description: PFC CS2 18B2316

PFTeDA

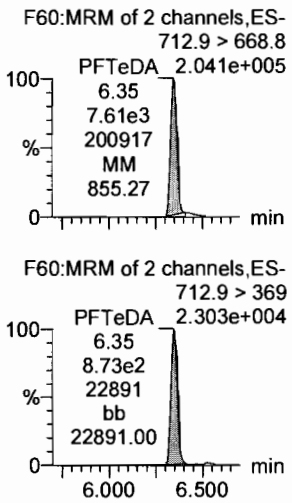

N-EtFOSA

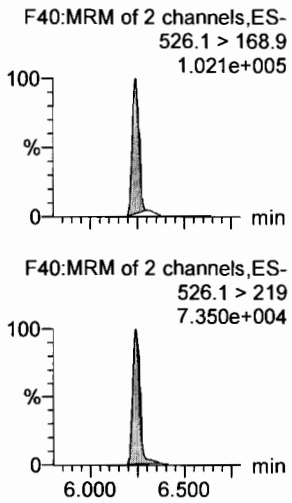

PFHxDA

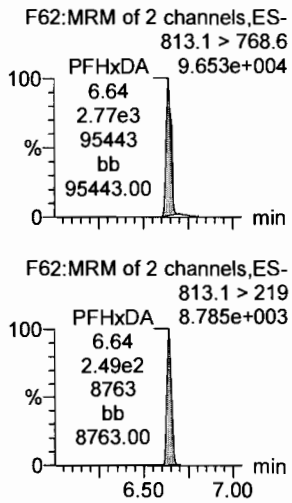

PFODA

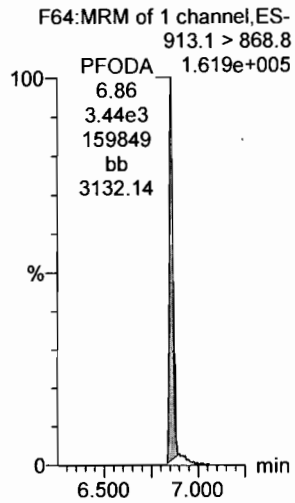

N-MeFOSE

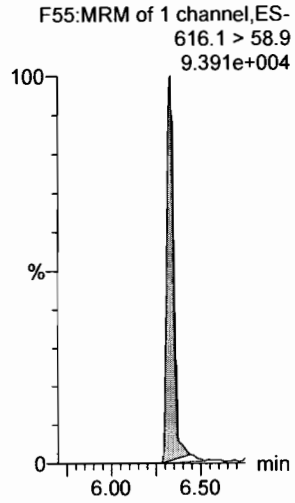

N-EtFOSE

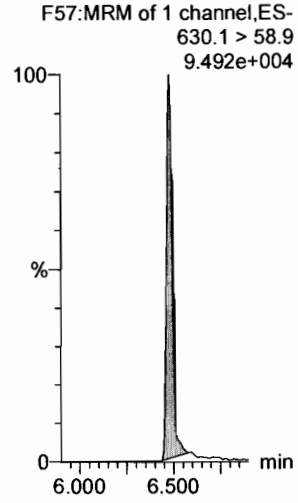

13C2-PFTeDA

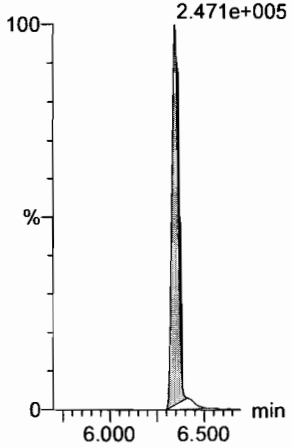

d5-N-ETFOSA

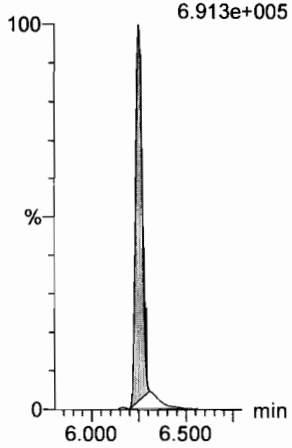

13C2-PFHxDA

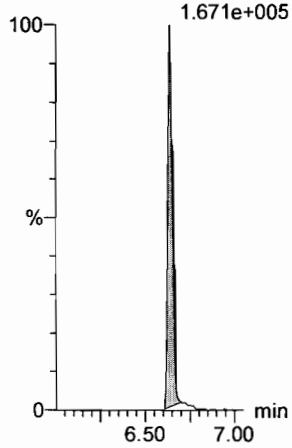

13C2-PFHxDA

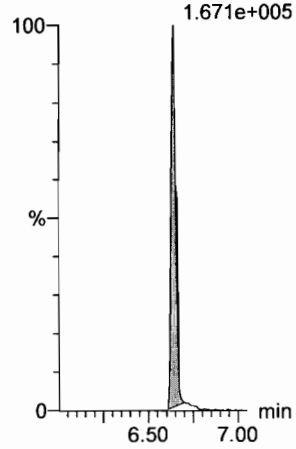

d7-N-MeFOSE

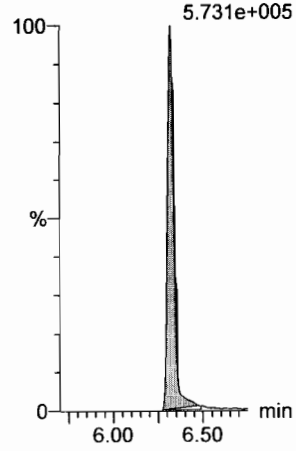

d9-N-EtFOSE

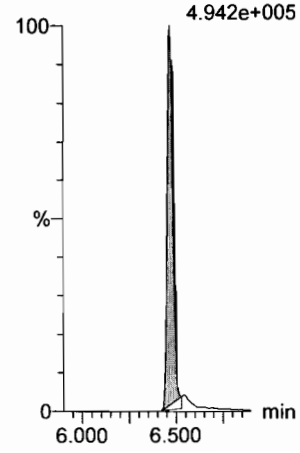

Dataset: F:\Projects\PFAS.PRO\Results\180223M2\180223M2-CRV.qld

Last Altered: Saturday, February 24, 2018 14:25:54 Pacific Standard Time
Printed: Saturday, February 24, 2018 14:29:41 Pacific Standard Time

Name: 180223M2_6, Date: 23-Feb-2018, Time: 21:33:31, ID: ST180223M2-5 PFC CS2 18B2316, Description: PFC CS2 18B2316

13C4-PFBA

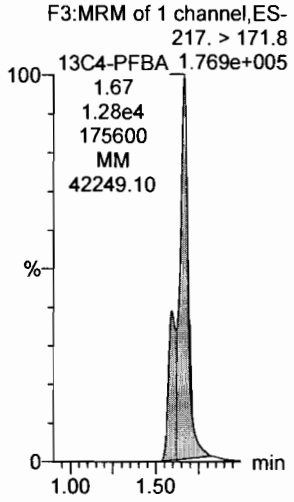

13C5-PFHxA

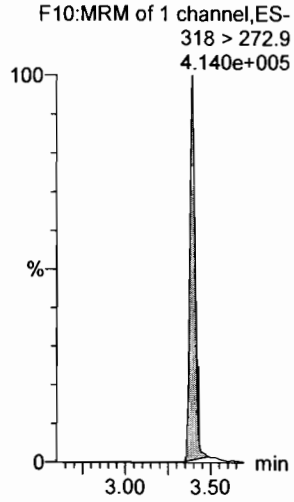

13C3-PFHxS

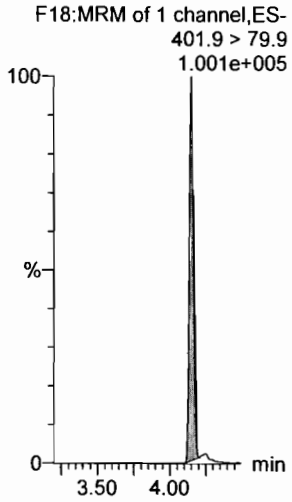

13C8-PFOA

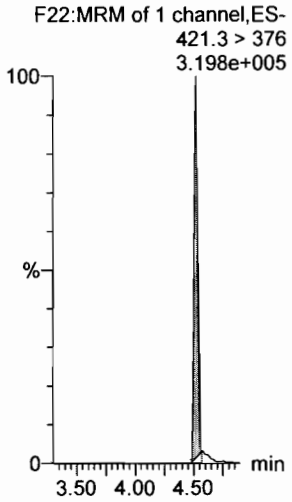

13C9-PFNA

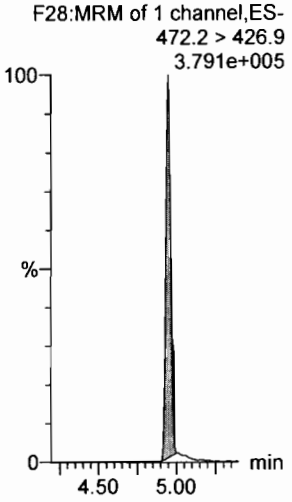

13C4-PFOS

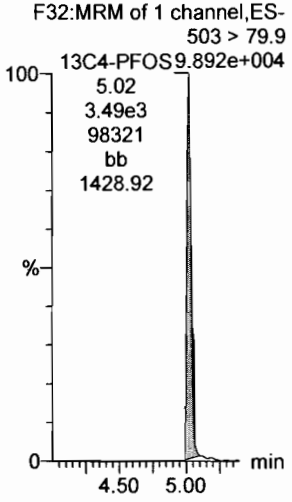

13C6-PFDA

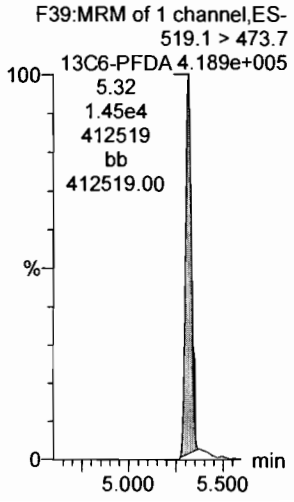

13C7-PFUdA

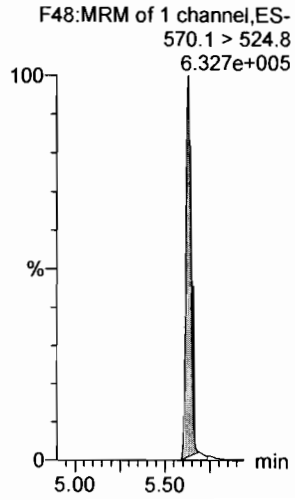

Dataset: F:\Projects\PFAS.PRO\Results\180223M2\180223M2-CRV.qld

Last Altered: Saturday, February 24, 2018 14:25:54 Pacific Standard Time
Printed: Saturday, February 24, 2018 14:29:41 Pacific Standard Time

Name: 180223M2_7, Date: 23-Feb-2018, Time: 21:45:01, ID: ST180223M2-6 PFC CS3 18B2317, Description: PFC CS3 18B2317

PFBA

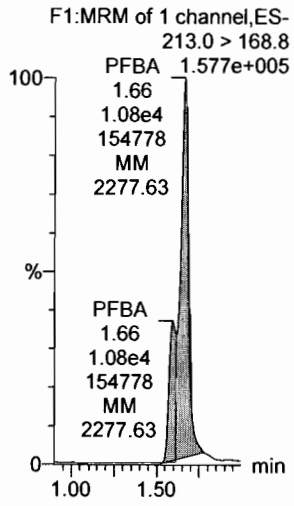

PFPeA

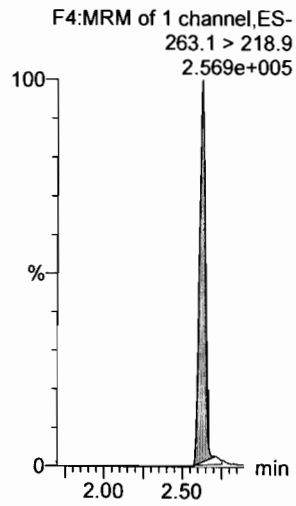

PFBS

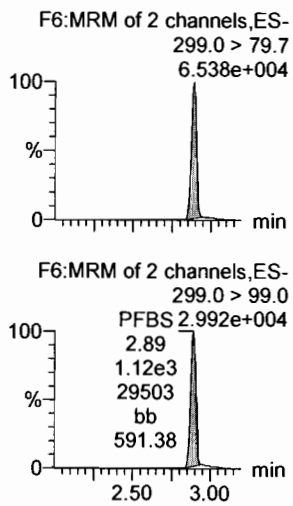

4:2 FTS

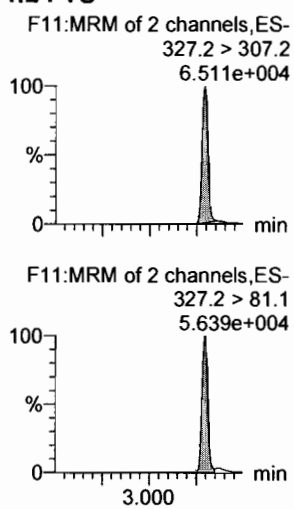

PFHxA

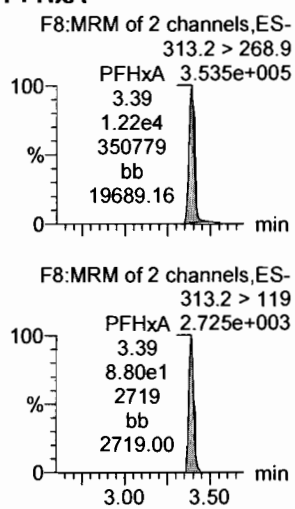

PFPeS

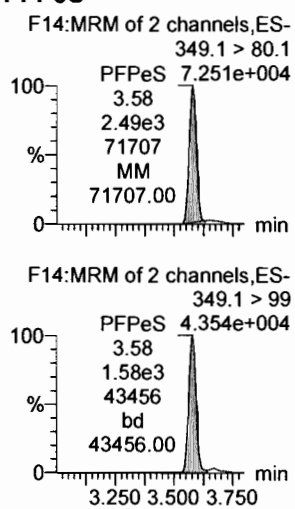

13C3-PFBA

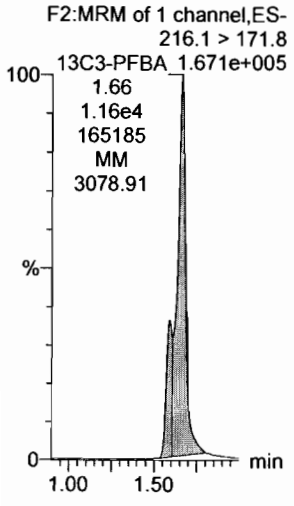

13C3-PFPeA

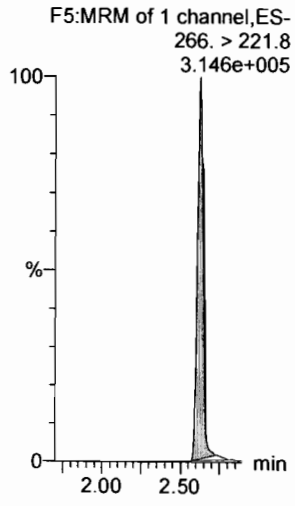

13C3-PFBS

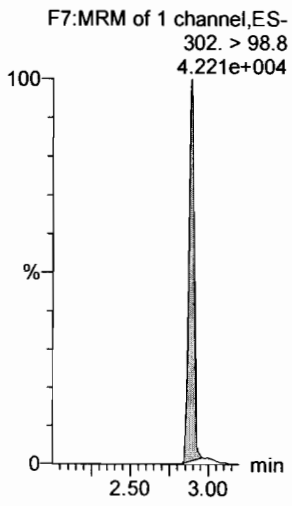

13C3-PFBS

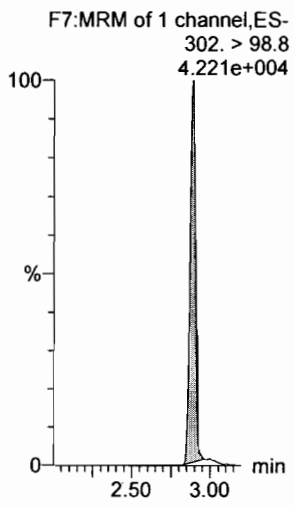

13C2-PFHxA

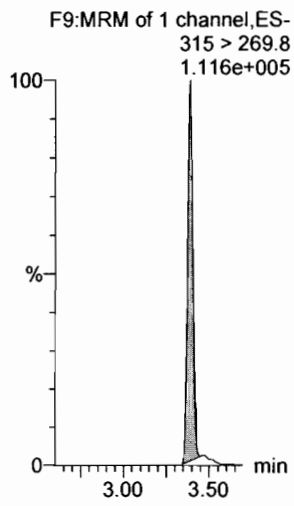

13C3-PFBS

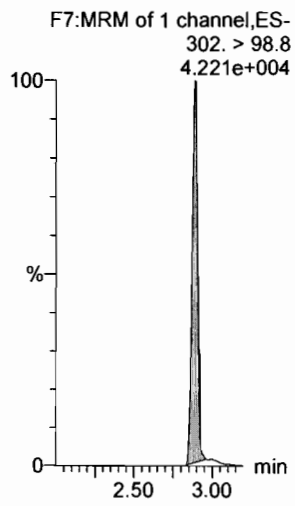

Dataset: F:\Projects\PFAS.PRO\Results\180223M2\180223M2-CRV.qld

Last Altered: Saturday, February 24, 2018 14:25:54 Pacific Standard Time
Printed: Saturday, February 24, 2018 14:29:41 Pacific Standard Time

Name: 180223M2_7, Date: 23-Feb-2018, Time: 21:45:01, ID: ST180223M2-6 PFC CS3 18B2317, Description: PFC CS3 18B2317

6:2 FTS

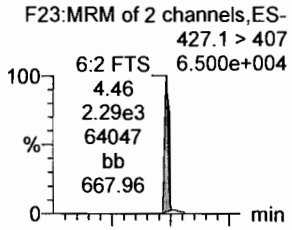

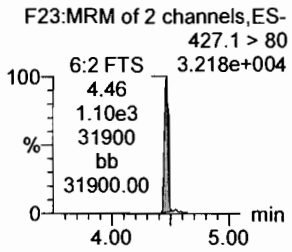

PFHpA

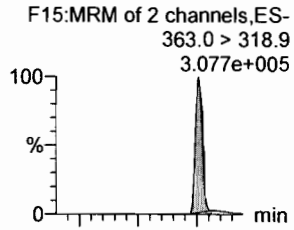

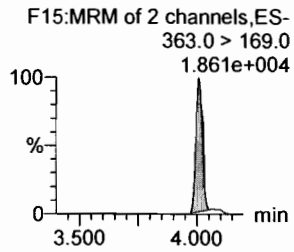

L-PFHxS

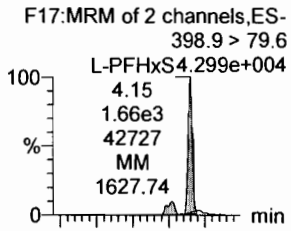

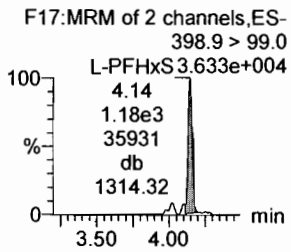

L-PFOA

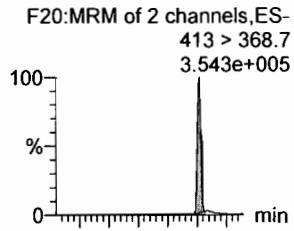

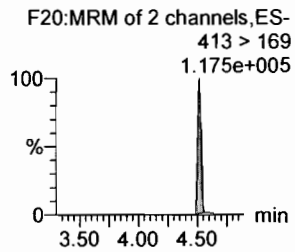

PFHpS

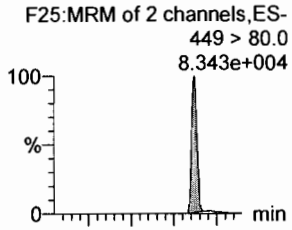

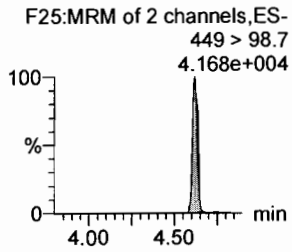

PFNA

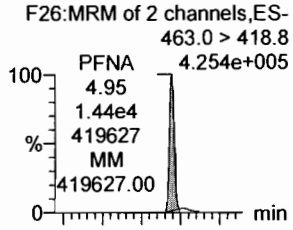

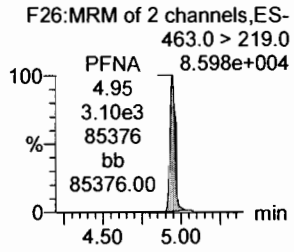

18O2-PFHxS

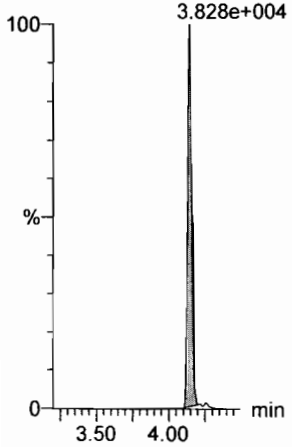

13C4-PFHpA

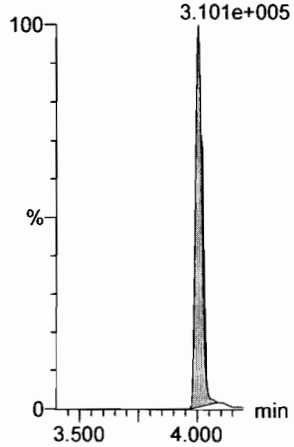

13C2-PFOA



13C2-PFOA

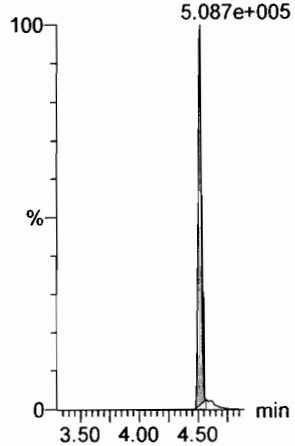

13C2-PFOA

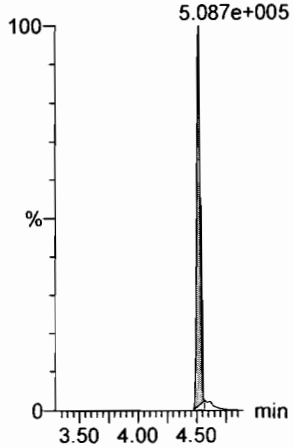

13C5-PFNA

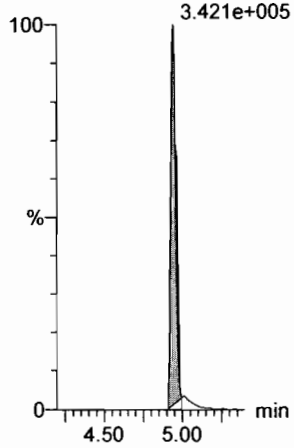

Dataset: F:\Projects\PFAS.PRO\Results\180223M2\180223M2-CRV.qld

Last Altered: Saturday, February 24, 2018 14:25:54 Pacific Standard Time
Printed: Saturday, February 24, 2018 14:29:41 Pacific Standard Time

Name: 180223M2_7, Date: 23-Feb-2018, Time: 21:45:01, ID: ST180223M2-6 PFC CS3 18B2317, Description: PFC CS3 18B2317

PFOSA

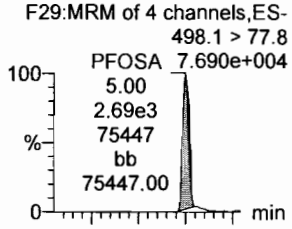

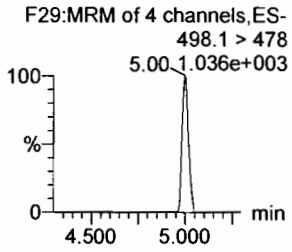

L-PFOS

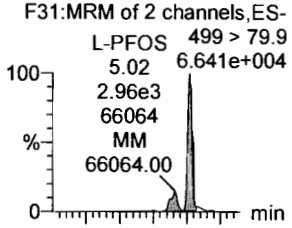

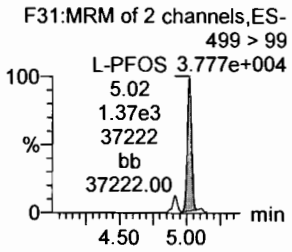

PFDA

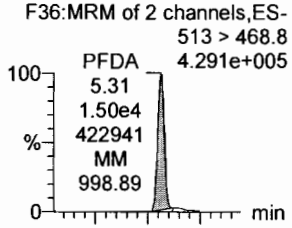

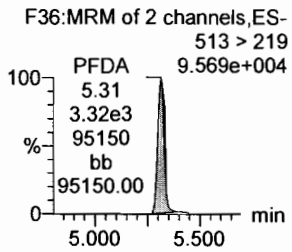

8:2 FTS

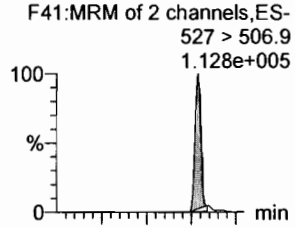

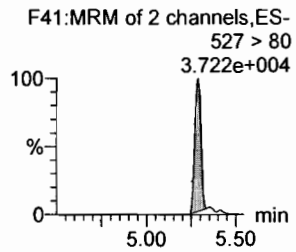

PFNS

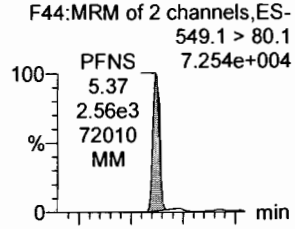

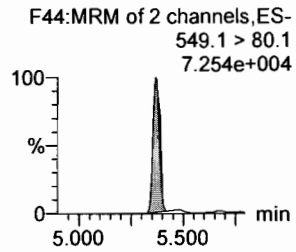

N-MeFOSAA

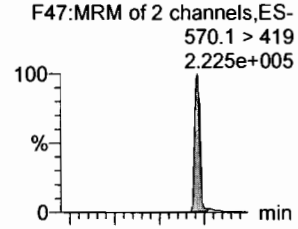

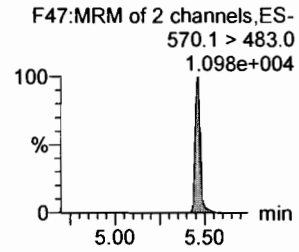

13C8-PFOSA

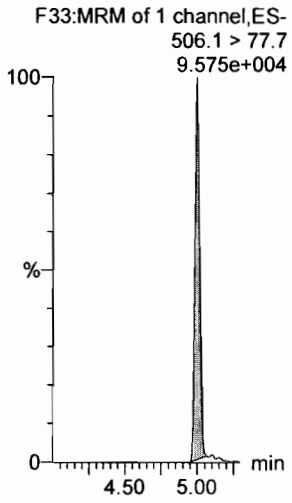

13C8-PFOS

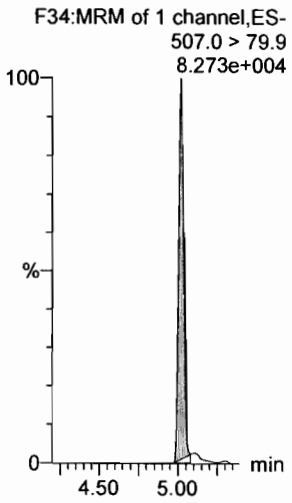

13C2-PFDA

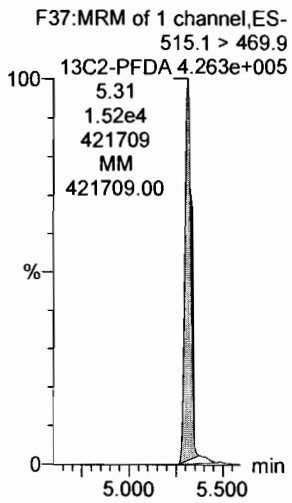

13C2-PFOA

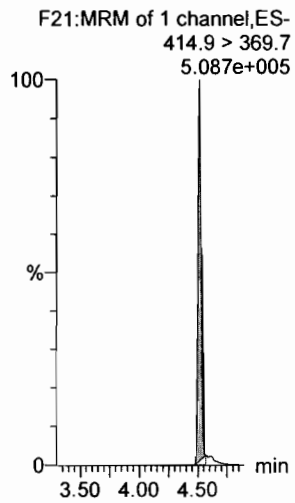

13C2-PFOA

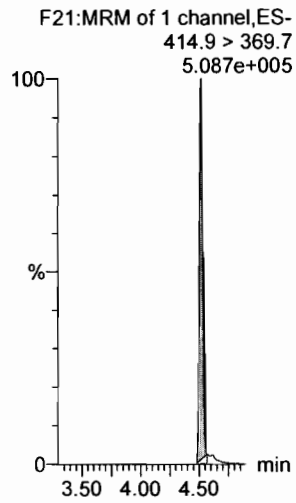

d3-N-MeFOSAA

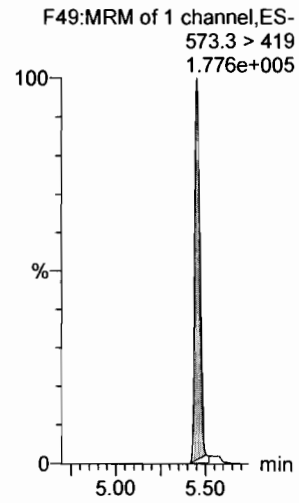

Dataset: F:\Projects\PFAS.PRO\Results\180223M2\180223M2-CRV.qld

Last Altered: Saturday, February 24, 2018 14:25:54 Pacific Standard Time
Printed: Saturday, February 24, 2018 14:29:41 Pacific Standard Time

Name: 180223M2_7, Date: 23-Feb-2018, Time: 21:45:01, ID: ST180223M2-6 PFC CS3 18B2317, Description: PFC CS3 18B2317

N-EtFOSAA

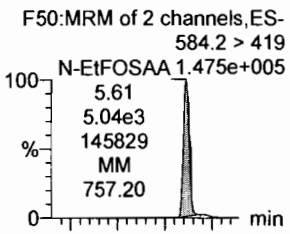

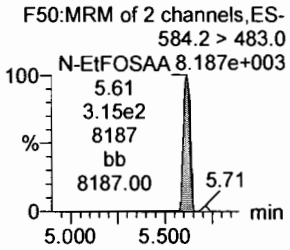

PFDoA

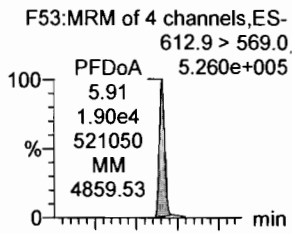

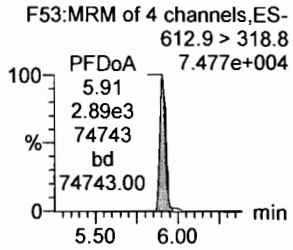

PFDS

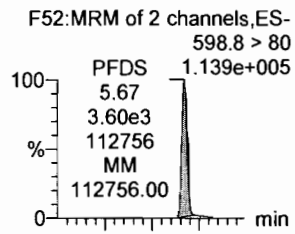

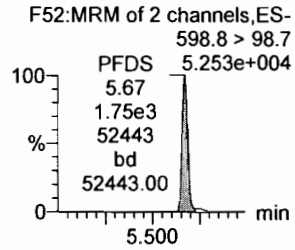

PFUdA

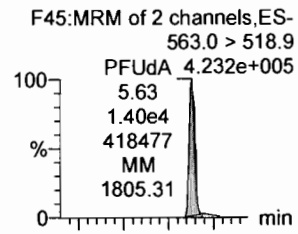

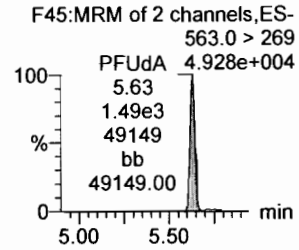

N-MeFOSA

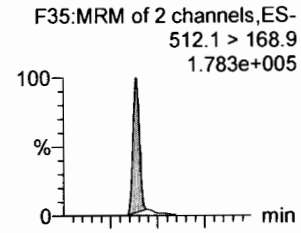

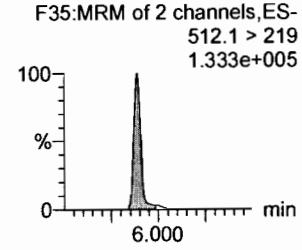

PFTrDA

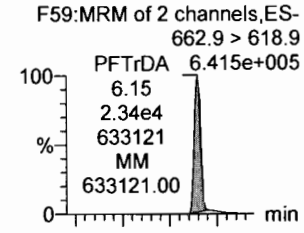

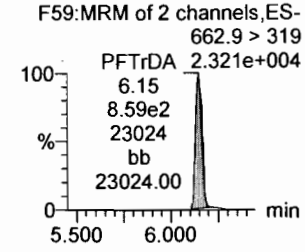

d5-N-EtFOSAA

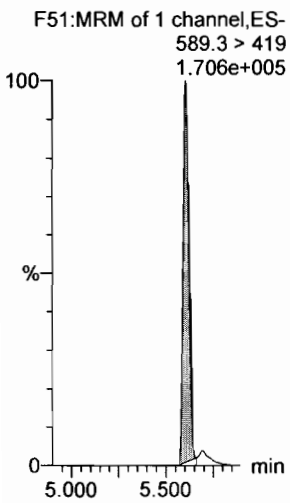

13C2-PFDoA

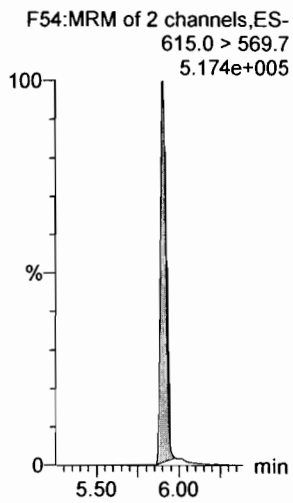

13C2-PFUdA

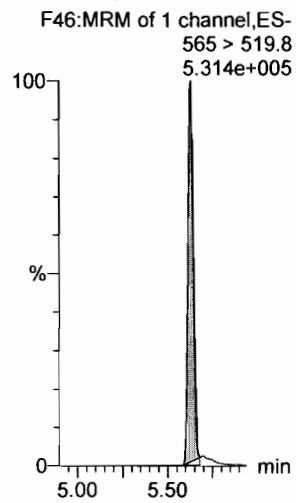

13C2-PFUdA

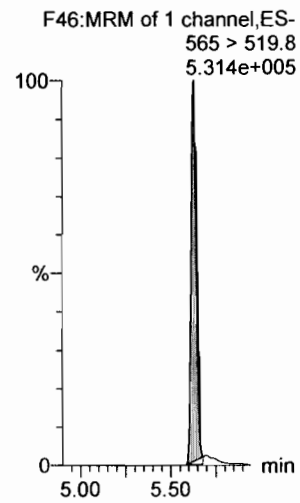

d3-N-MeFOSA

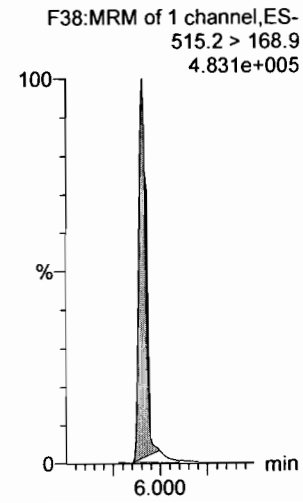

13C2-PFDoA

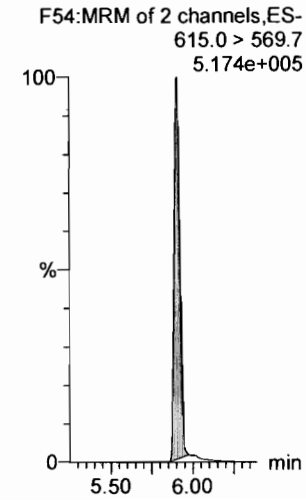

Dataset: F:\Projects\PFAS.PRO\Results\180223M2\180223M2-CRV.qld

Last Altered: Saturday, February 24, 2018 14:25:54 Pacific Standard Time
Printed: Saturday, February 24, 2018 14:29:41 Pacific Standard Time

Name: 180223M2_7, Date: 23-Feb-2018, Time: 21:45:01, ID: ST180223M2-6 PFC CS3 18B2317, Description: PFC CS3 18B2317

PFTeDA

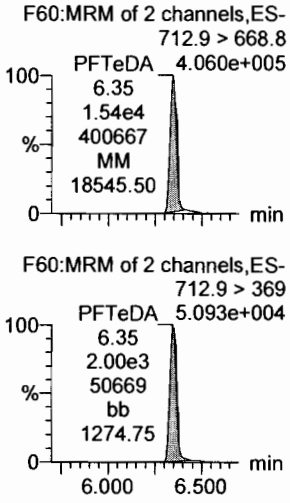

N-EtFOSA

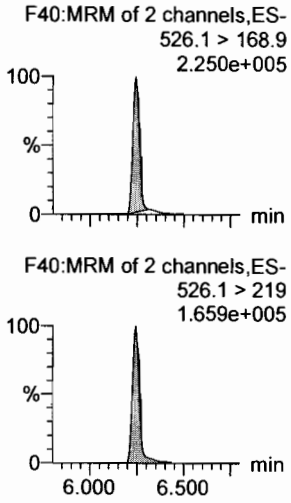

PFHxDA

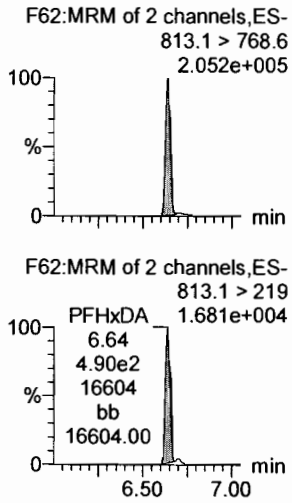

PFODA

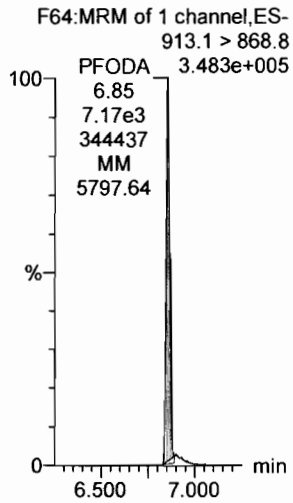

N-MeFOSE

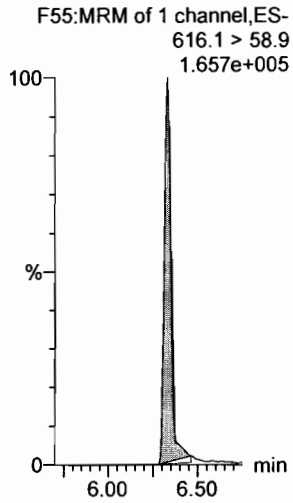

N-EtFOSE

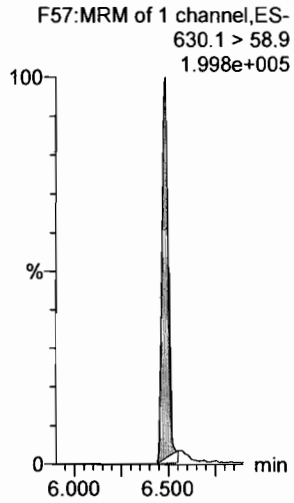

13C2-PFTeDA

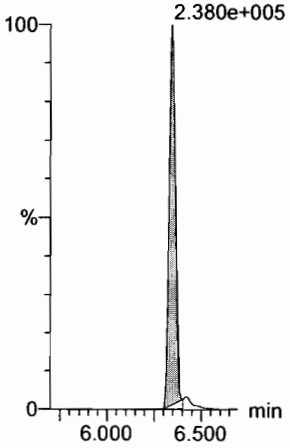

d5-N-ETFOSA

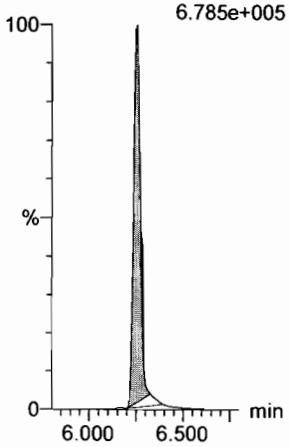

13C2-PFHxDA

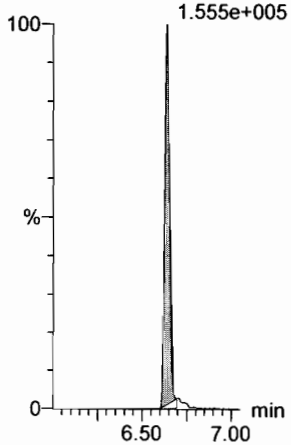

13C2-PFHxDA

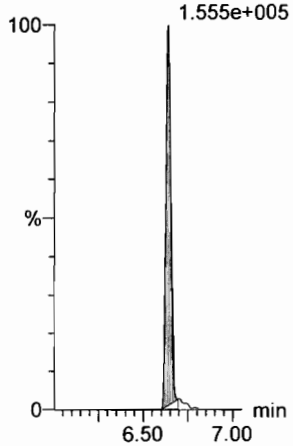

d7-N-MeFOSE

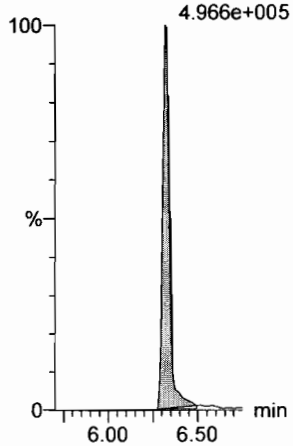

d9-N-EtFOSE

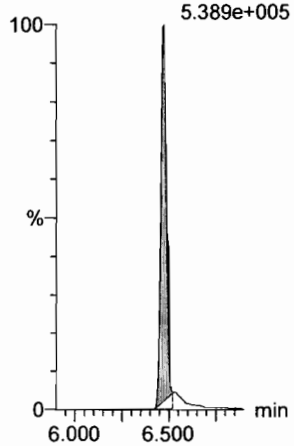

Dataset: F:\Projects\PFAS.PRO\Results\180223M2\180223M2-CRV.qld

Last Altered: Saturday, February 24, 2018 14:25:54 Pacific Standard Time
Printed: Saturday, February 24, 2018 14:29:41 Pacific Standard Time

Name: 180223M2_7, Date: 23-Feb-2018, Time: 21:45:01, ID: ST180223M2-6 PFC CS3 18B2317, Description: PFC CS3 18B2317

13C4-PFBA

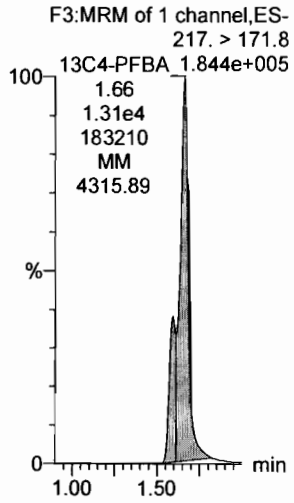

13C5-PFHxA

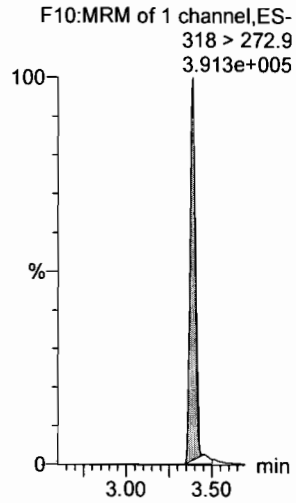

13C3-PFHxS

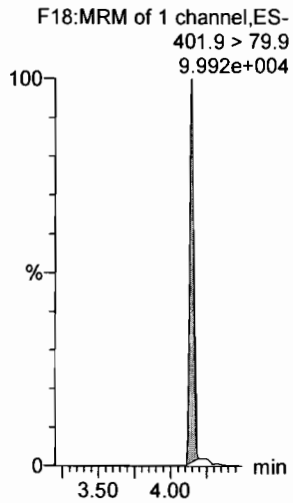

13C8-PFOA

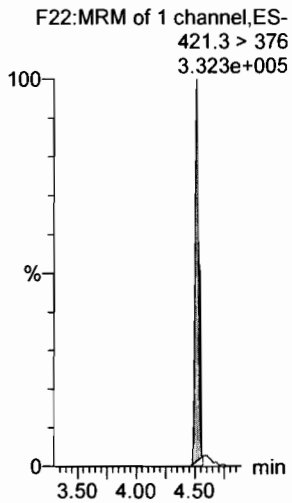

13C9-PFNA

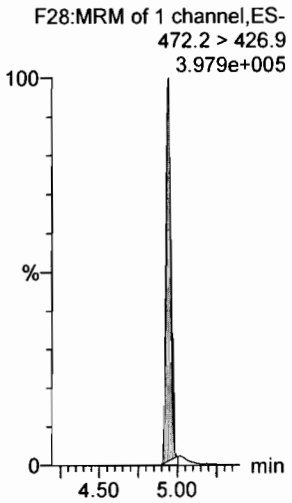

13C4-PFOS

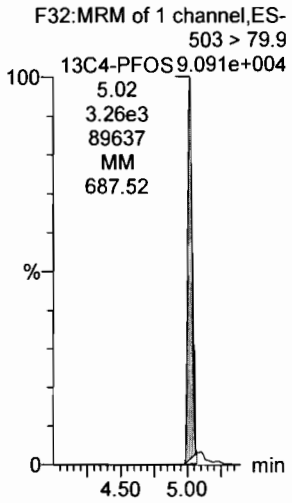

13C6-PFDA

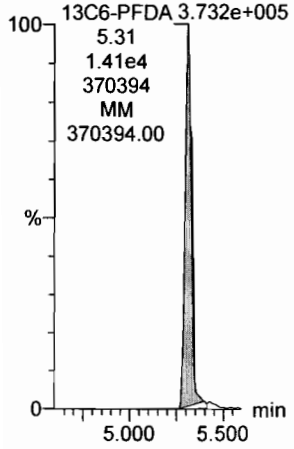

13C7-PFUdA

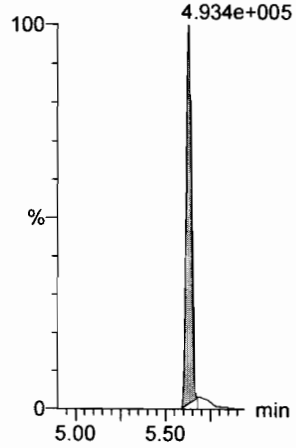

Dataset: F:\Projects\PFAS.PRO\Results\180223M2\180223M2-CRV.qld

Last Altered: Saturday, February 24, 2018 14:25:54 Pacific Standard Time
Printed: Saturday, February 24, 2018 14:29:41 Pacific Standard Time

Name: 180223M2_8, Date: 23-Feb-2018, Time: 21:56:28, ID: ST180223M2-7 PFC CS4 18B2318, Description: PFC CS4 18B2318

PFBA

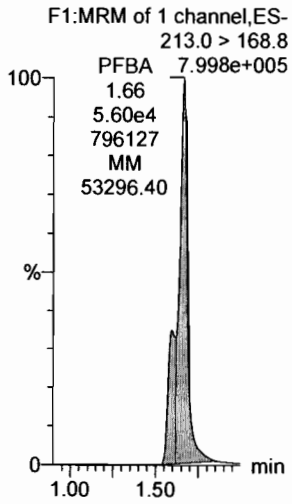

PFPeA

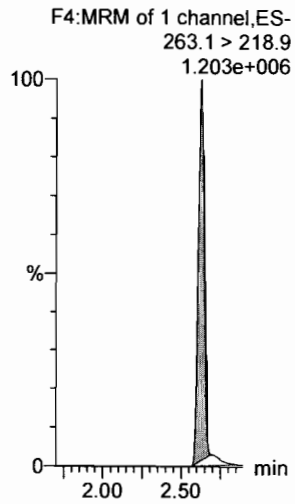

PFBS

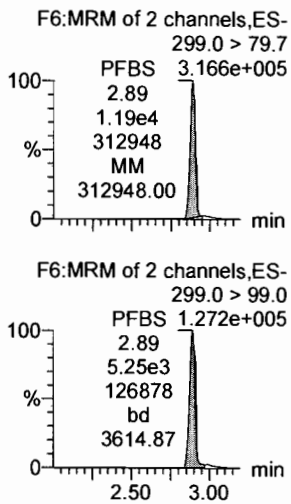

4:2 FTS

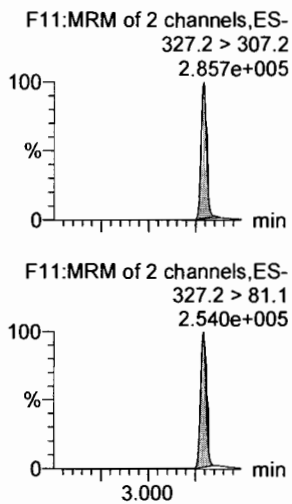

PFHxA

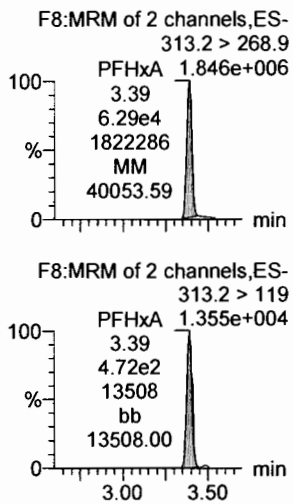

PFPeS

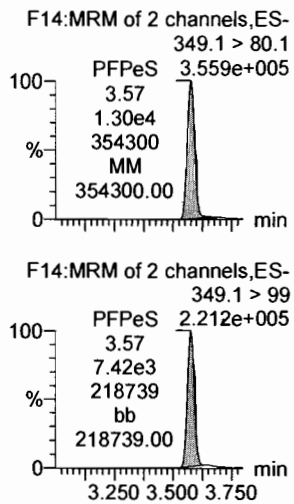

13C3-PFBA

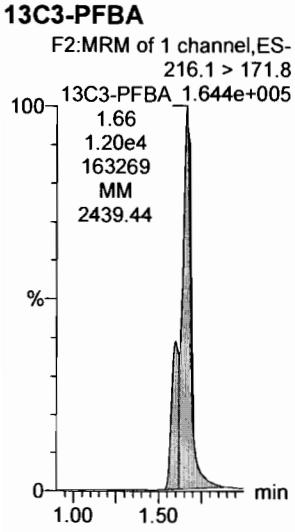

13C3-PFPeA

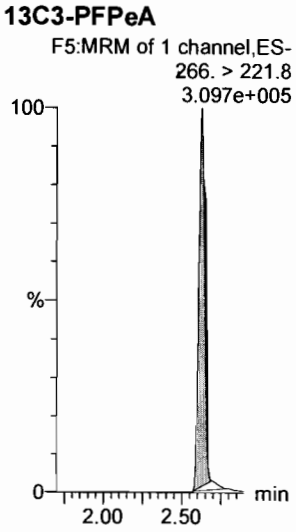

13C3-PFBS

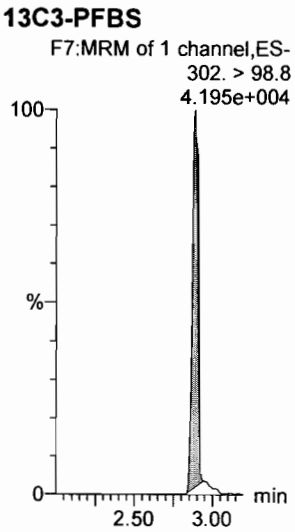

13C3-PFBS

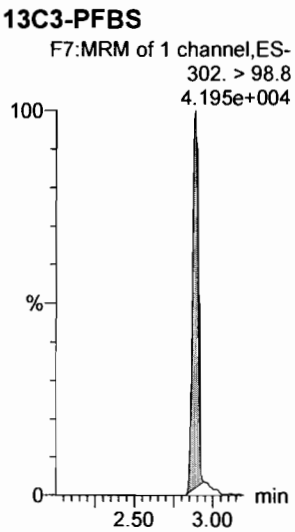

13C2-PFHxA

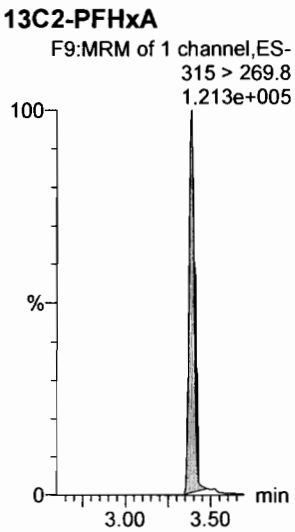

13C3-PFBS

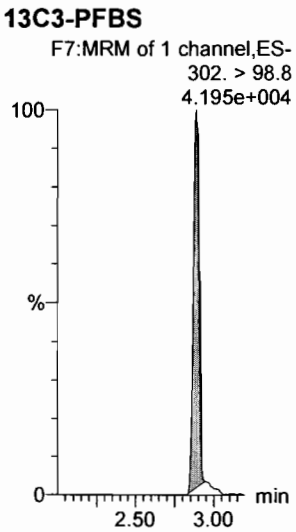

Dataset: F:\Projects\PFAS.PRO\Results\180223M2\180223M2-CRV.qld

Last Altered: Saturday, February 24, 2018 14:25:54 Pacific Standard Time
Printed: Saturday, February 24, 2018 14:29:41 Pacific Standard Time

Name: 180223M2_8, Date: 23-Feb-2018, Time: 21:56:28, ID: ST180223M2-7 PFC CS4 18B2318, Description: PFC CS4 18B2318

6:2 FTS

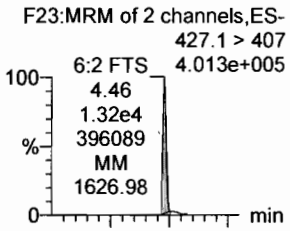

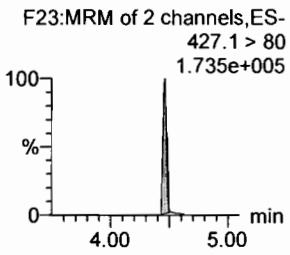

PFHpA

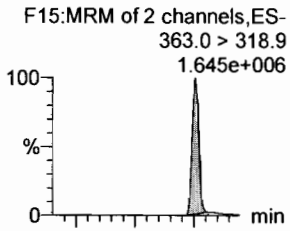

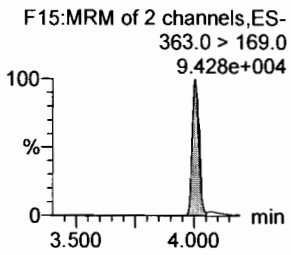

L-PFHxS

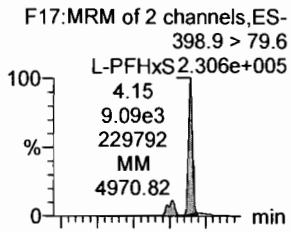

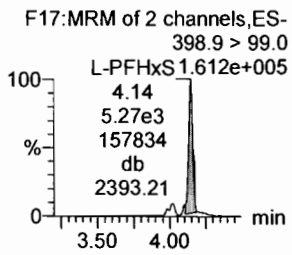

L-PFOA

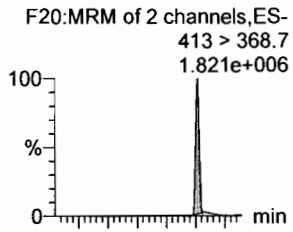

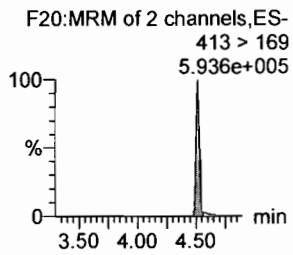

PFHpS

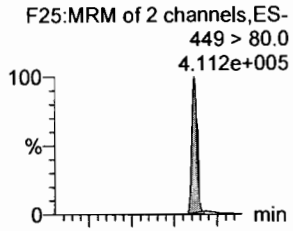

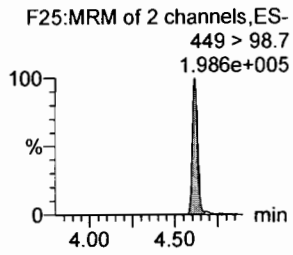

PFNA

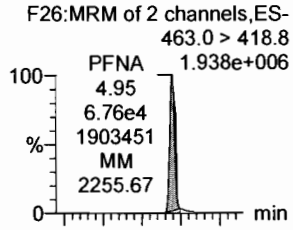

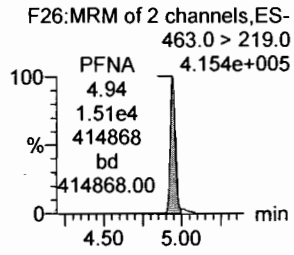

18O2-PFHxS

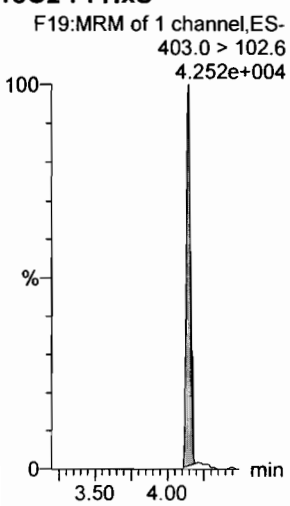

13C4-PFHpA

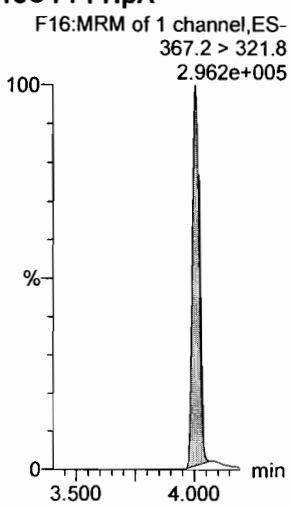

13C2-PFOA

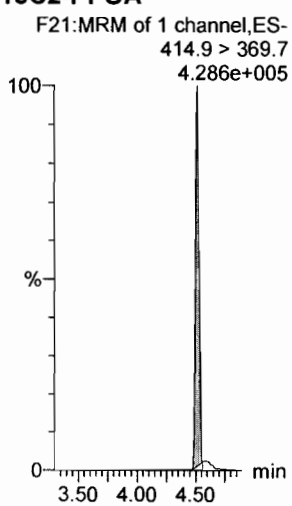

13C2-PFOA



13C2-PFOA

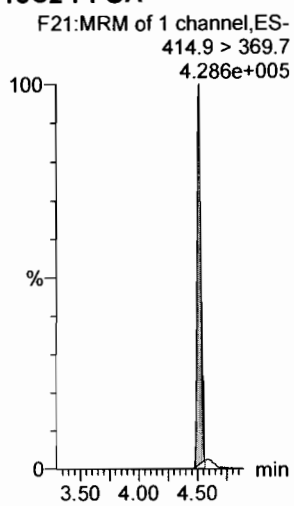

13C5-PFNA

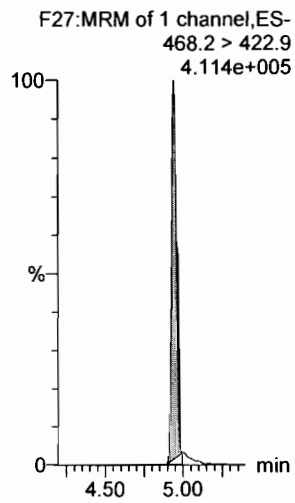

Dataset: F:\Projects\PFAS.PRO\Results\180223M2\180223M2-CRV.qld

Last Altered: Saturday, February 24, 2018 14:25:54 Pacific Standard Time
Printed: Saturday, February 24, 2018 14:29:41 Pacific Standard Time

Name: 180223M2_8, Date: 23-Feb-2018, Time: 21:56:28, ID: ST180223M2-7 PFC CS4 18B2318, Description: PFC CS4 18B2318

PFOSA

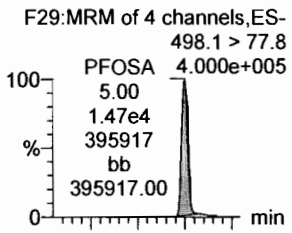

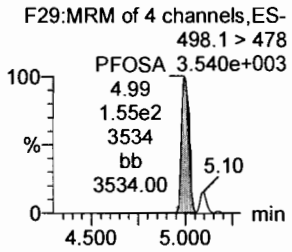

L-PFOS

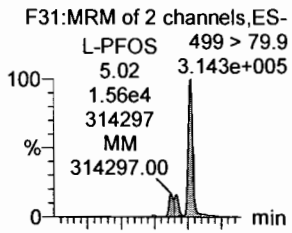

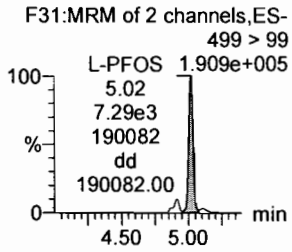

PFDA

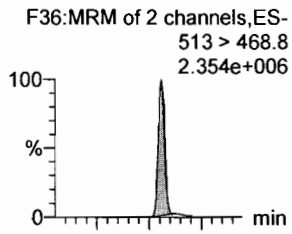

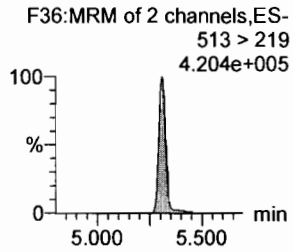

8:2 FTS

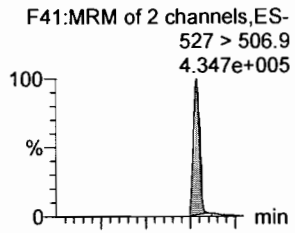

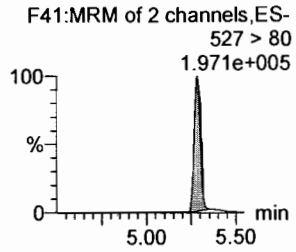

PFNS

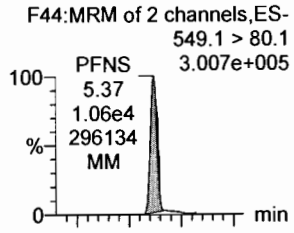

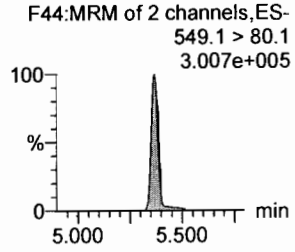

N-MeFOSAA

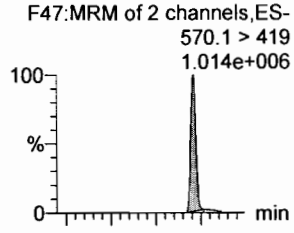

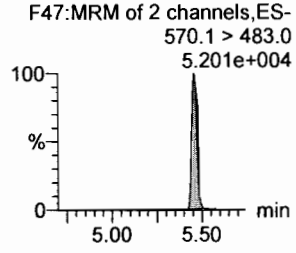

13C8-PFOSA

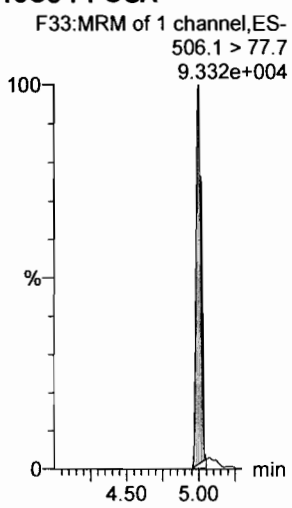

13C8-PFOS

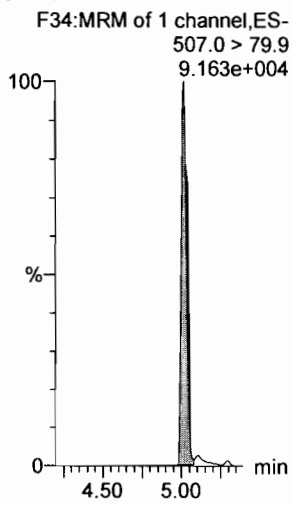

13C2-PFDA

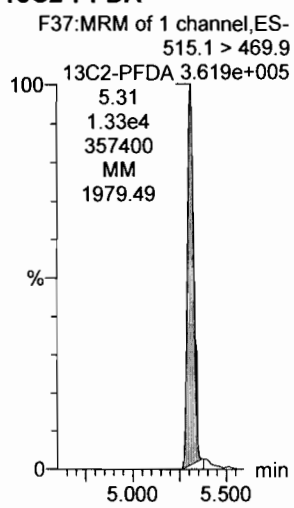

13C2-PFOA

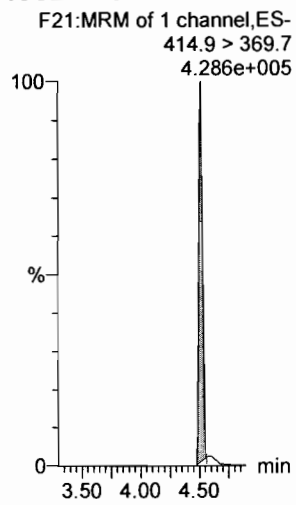

13C2-PFOA

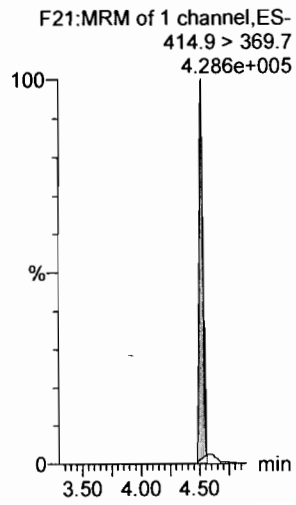

d3-N-MeFOSAA

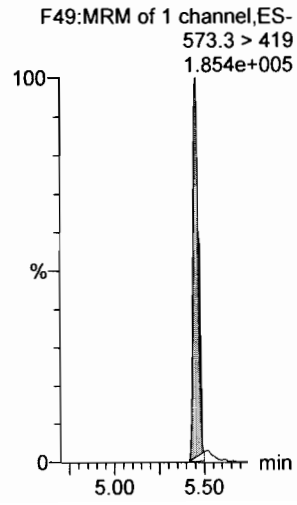

Dataset: F:\Projects\PFAS.PRO\Results\180223M2\180223M2-CRV.qld

Last Altered: Saturday, February 24, 2018 14:25:54 Pacific Standard Time
Printed: Saturday, February 24, 2018 14:29:41 Pacific Standard Time

Name: 180223M2_8, Date: 23-Feb-2018, Time: 21:56:28, ID: ST180223M2-7 PFC CS4 18B2318, Description: PFC CS4 18B2318

N-EtFOSAA

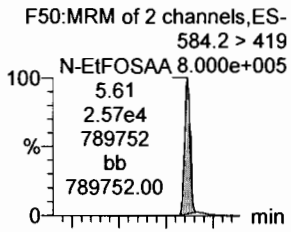

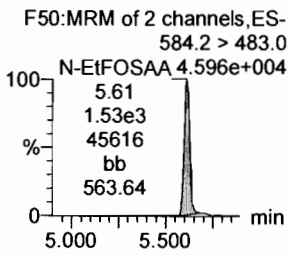

PFDoA

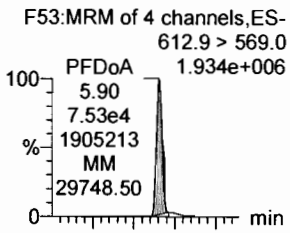

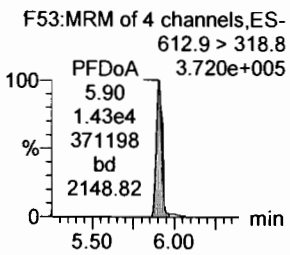

PFDS

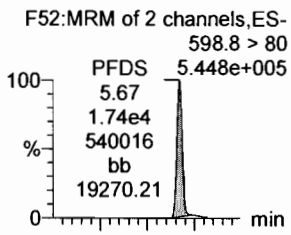

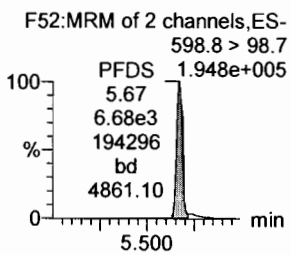

PFUdA

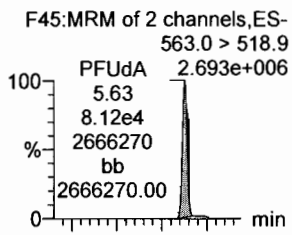

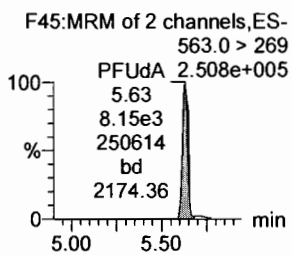

N-MeFOSA

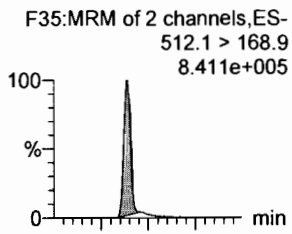

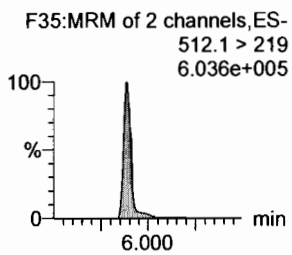

PFTrDA

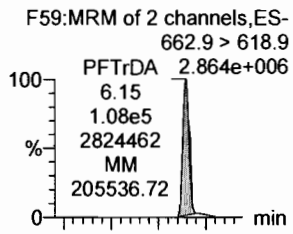

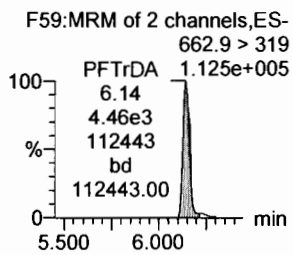

d5-N-EtFOSAA

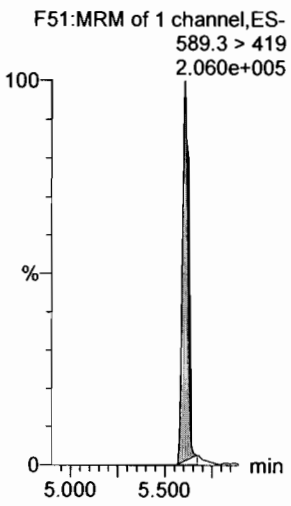

13C2-PFDoA

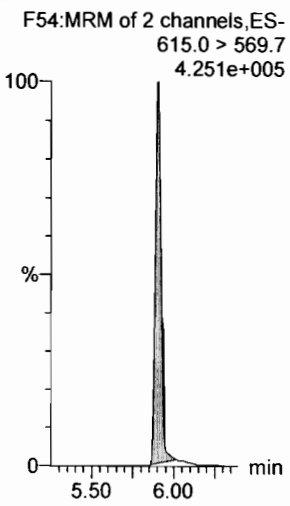

13C2-PFUdA

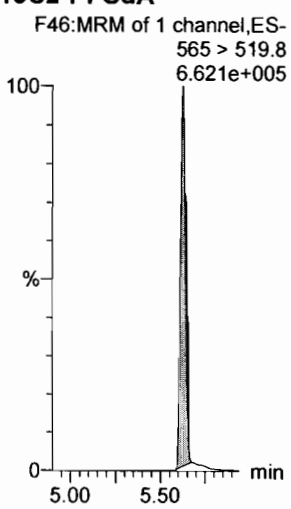

13C2-PFUdA

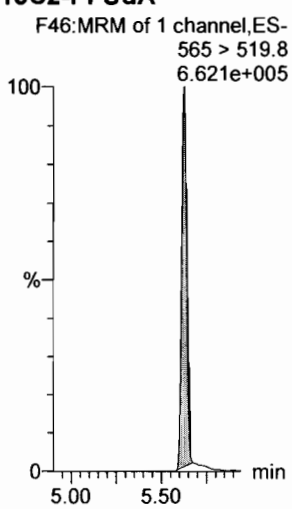

d3-N-MeFOSA

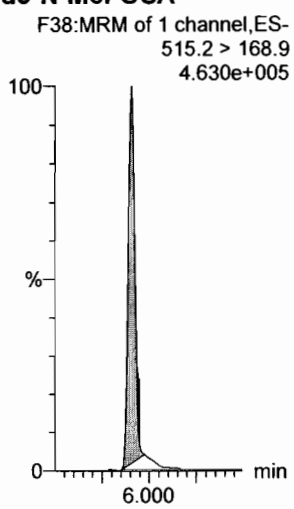

13C2-PFDoA

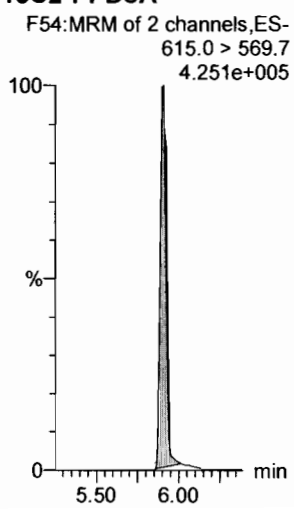

Dataset: F:\Projects\PFAS.PRO\Results\180223M2\180223M2-CRV.qld

Last Altered: Saturday, February 24, 2018 14:25:54 Pacific Standard Time
Printed: Saturday, February 24, 2018 14:29:41 Pacific Standard Time

Name: 180223M2_8, Date: 23-Feb-2018, Time: 21:56:28, ID: ST180223M2-7 PFC CS4 18B2318, Description: PFC CS4 18B2318

PFTeDA

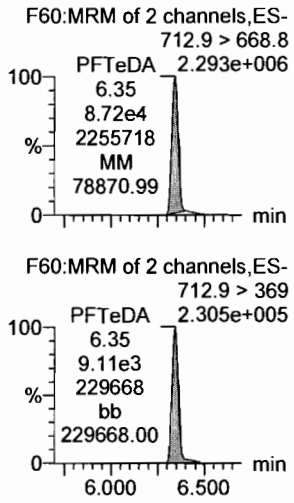

N-EtFOSA

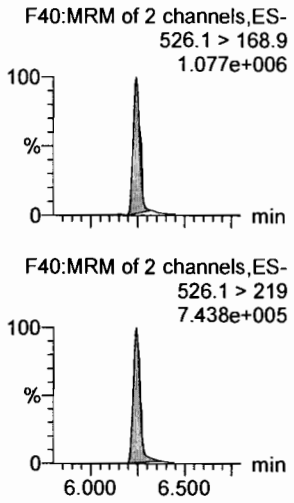

PFHxDA

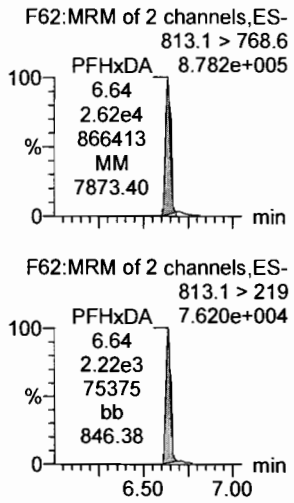

PFODA



N-MeFOSE

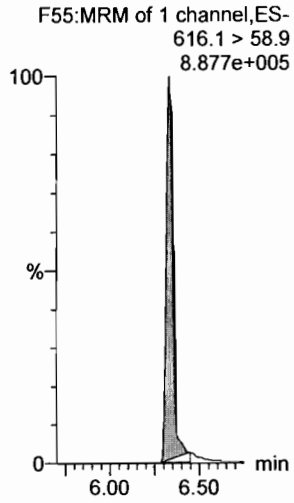

N-EtFOSE

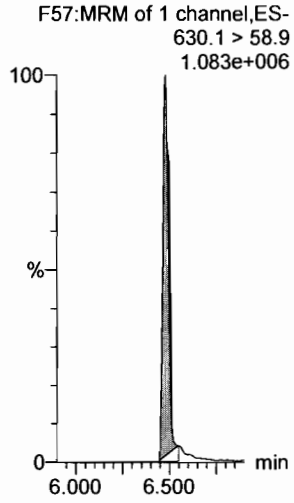

13C2-PFTeDA

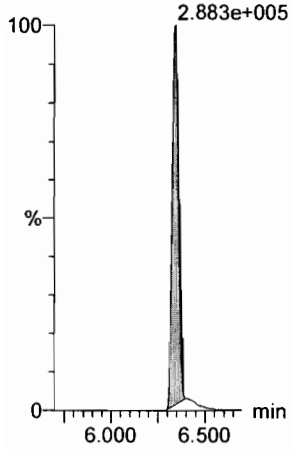

d5-N-ETFOSA

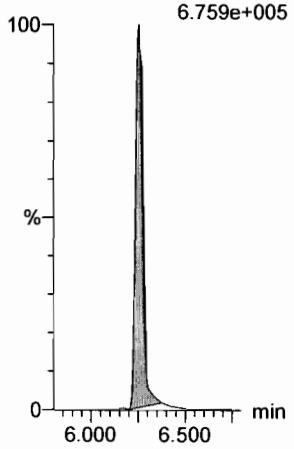

13C2-PFHxDA

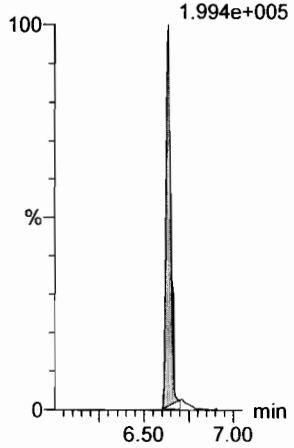

13C2-PFHxDA

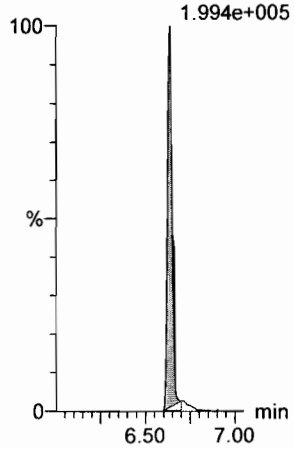

d7-N-MeFOSE

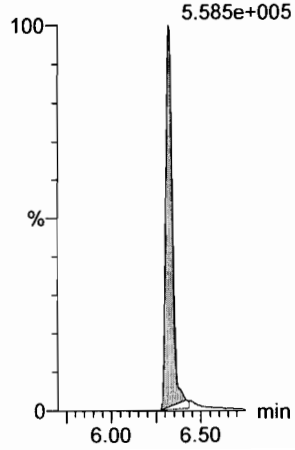

d9-N-EtFOSE

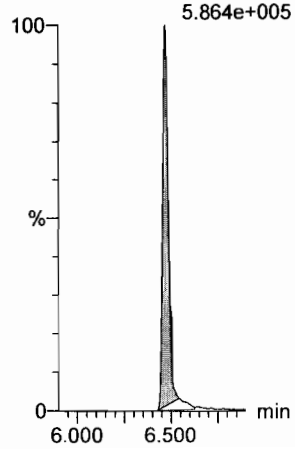

Dataset: F:\Projects\PFAS.PRO\Results\180223M2\180223M2-CRV.qld

Last Altered: Saturday, February 24, 2018 14:25:54 Pacific Standard Time
Printed: Saturday, February 24, 2018 14:29:41 Pacific Standard Time

Name: 180223M2_8, Date: 23-Feb-2018, Time: 21:56:28, ID: ST180223M2-7 PFC CS4 18B2318, Description: PFC CS4 18B2318

13C4-PFBA

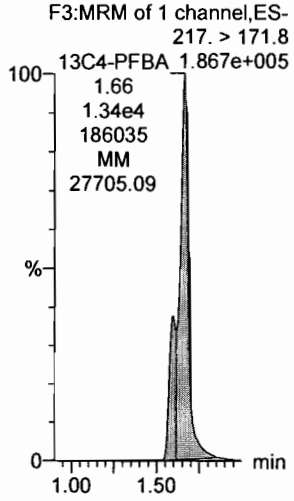

13C5-PFHxA

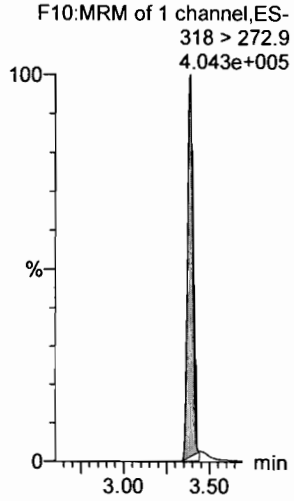

13C3-PFHxS

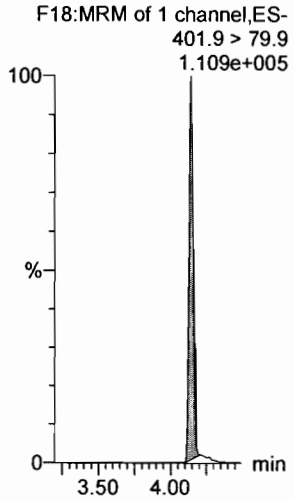

13C8-PFOA

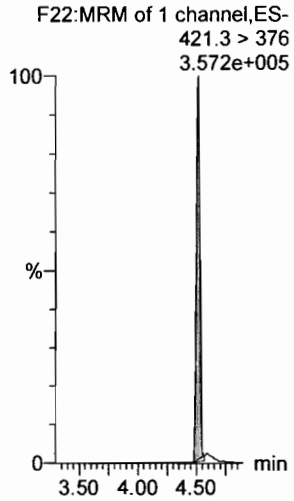

13C9-PFNA

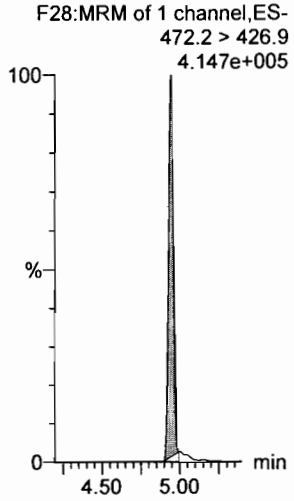

13C4-PFOS

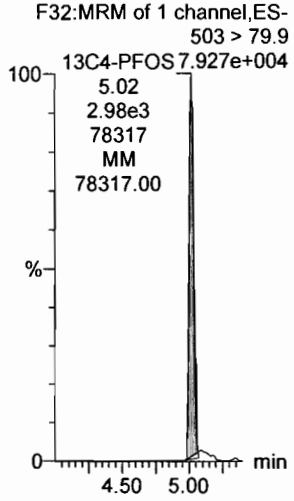

13C6-PFDA

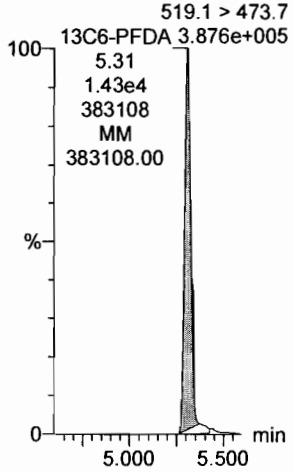

13C7-PFUdA

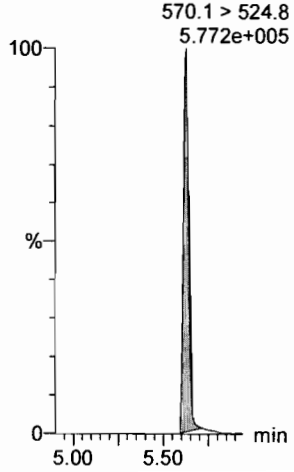

Dataset: F:\Projects\PFAS.PRO\Results\180223M2\180223M2-CRV.qld

Last Altered: Saturday, February 24, 2018 14:25:54 Pacific Standard Time
Printed: Saturday, February 24, 2018 14:29:41 Pacific Standard Time

Name: 180223M2_9, Date: 23-Feb-2018, Time: 22:07:55, ID: ST180223M2-8 PFC CS5 18B2319, Description: PFC CS5 18B2319

PFBA

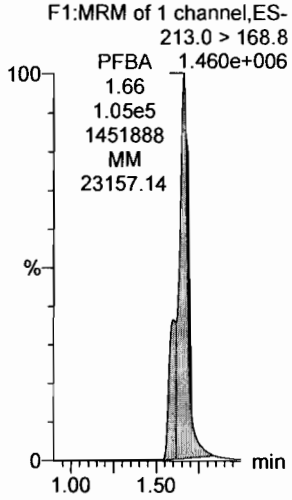

PFPeA

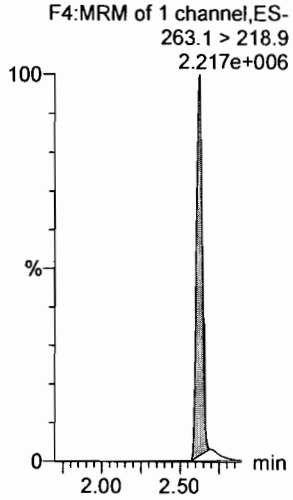

PFBS

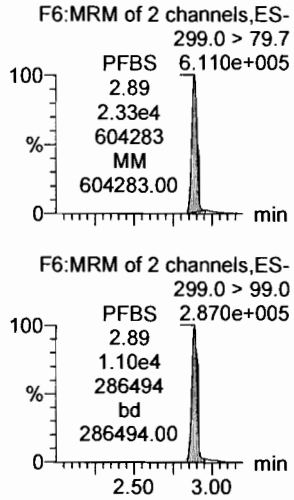

4:2 FTS

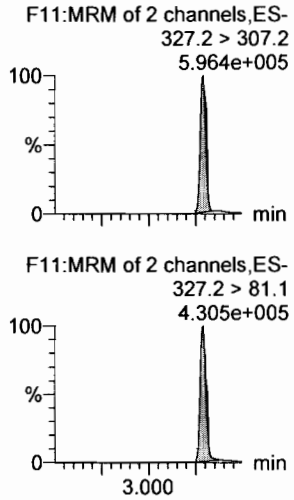

PFHxA

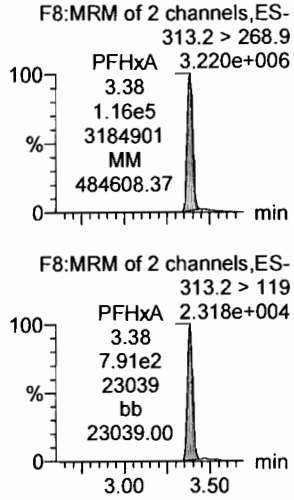

PFPeS

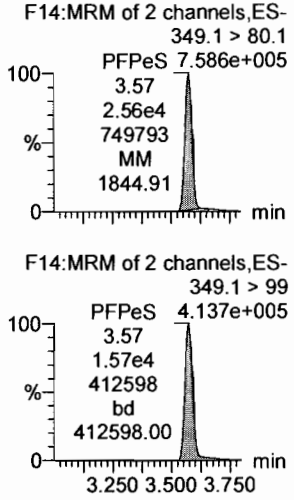

13C3-PFBA

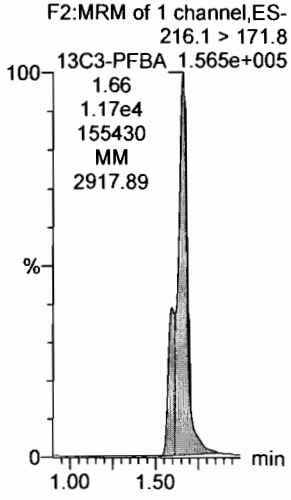

13C3-PFPeA

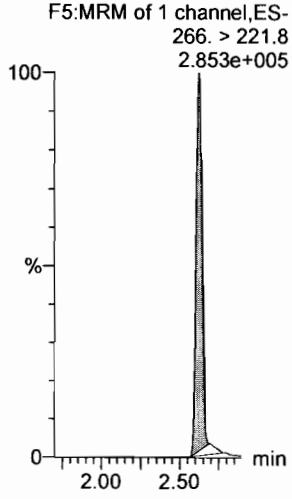

13C3-PFBS

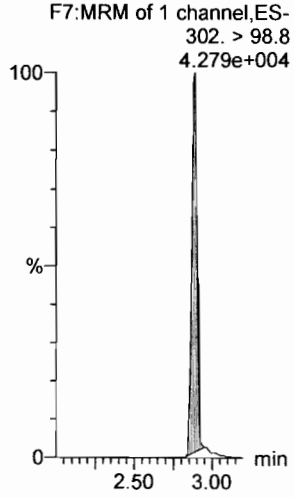

13C3-PFBS

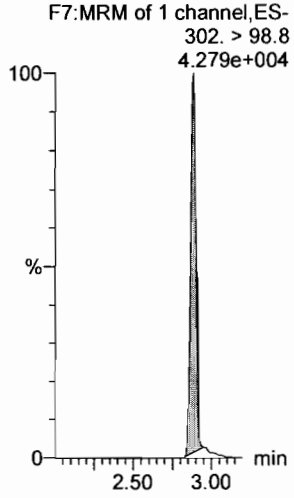

13C2-PFHxA

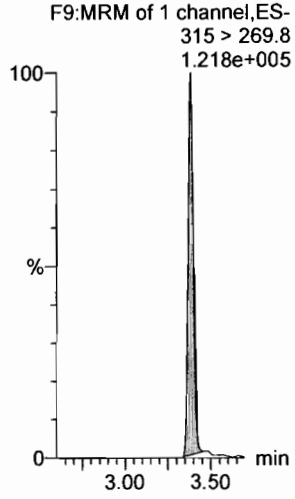

13C3-PFBS

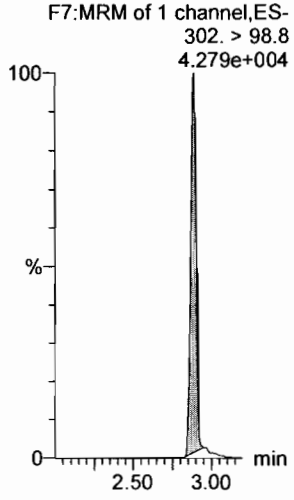

Dataset: F:\Projects\PFAS.PRO\Results\180223M2\180223M2-CRV.qld

Last Altered: Saturday, February 24, 2018 14:25:54 Pacific Standard Time
Printed: Saturday, February 24, 2018 14:29:41 Pacific Standard Time

Name: 180223M2_9, Date: 23-Feb-2018, Time: 22:07:55, ID: ST180223M2-8 PFC CS5 18B2319, Description: PFC CS5 18B2319

6:2 FTS

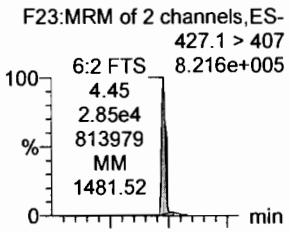

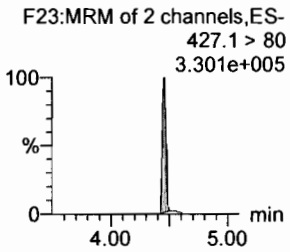

PFHpA

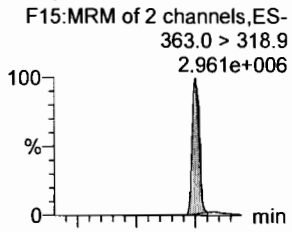

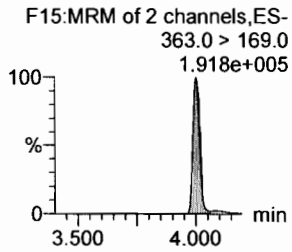

L-PFHxS

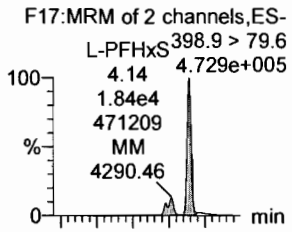

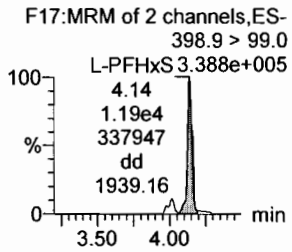

L-PFOA

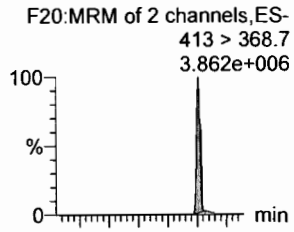

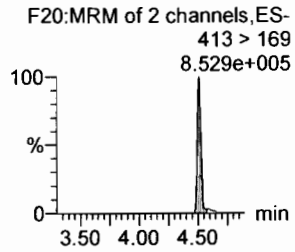

PFHpS

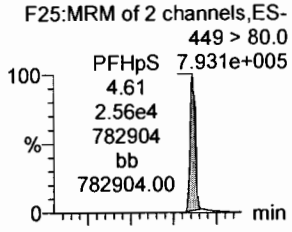

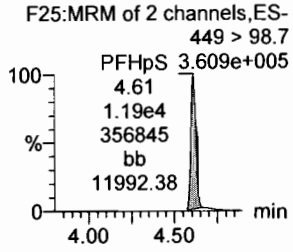

PFNA

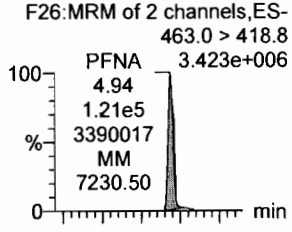

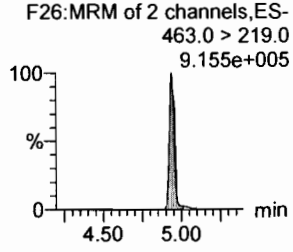

18O2-PFHxS

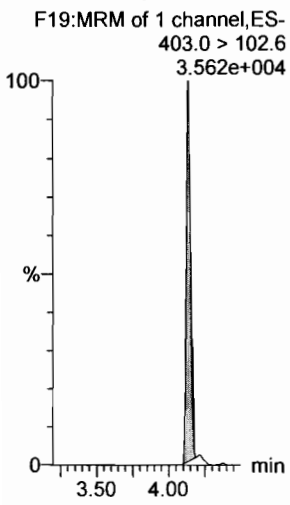

13C4-PFHpA

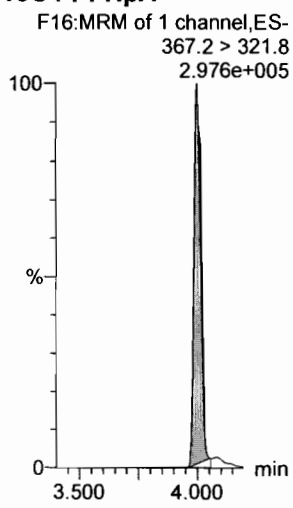

13C2-PFOA

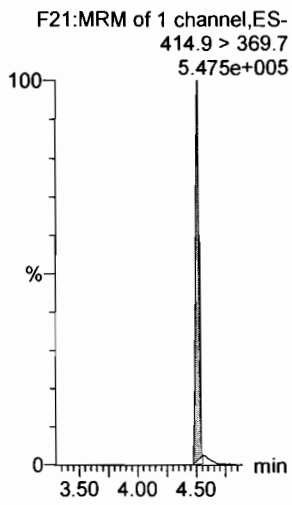

13C2-PFOA

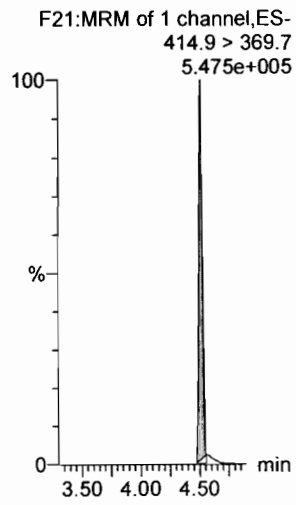

13C2-PFOA

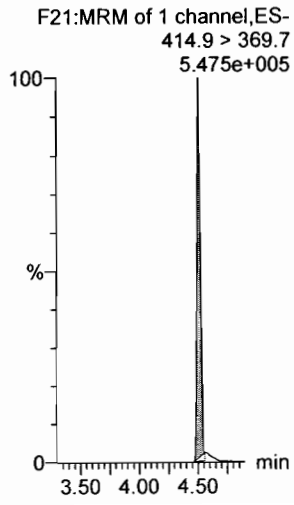

13C5-PFNA

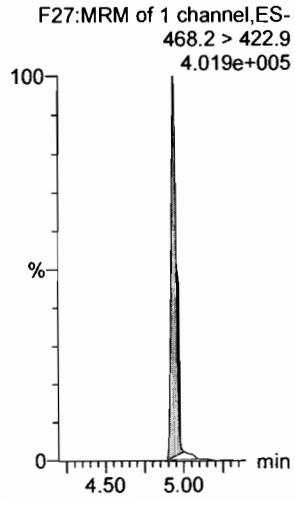

Dataset: F:\Projects\PFAS.PRO\Results\180223M2\180223M2-CRV.qld

Last Altered: Saturday, February 24, 2018 14:25:54 Pacific Standard Time
Printed: Saturday, February 24, 2018 14:29:41 Pacific Standard Time

Name: 180223M2_9, Date: 23-Feb-2018, Time: 22:07:55, ID: ST180223M2-8 PFC CS5 18B2319, Description: PFC CS5 18B2319

PFOSA

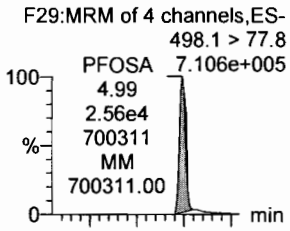

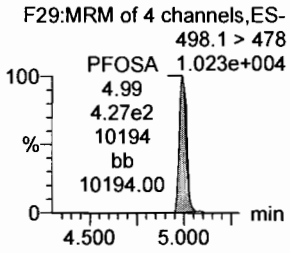

L-PFOS

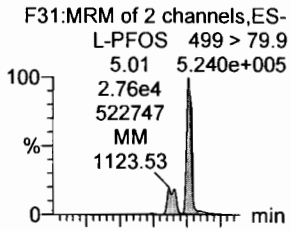

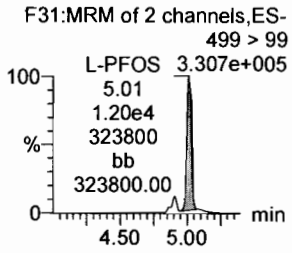

PFDA

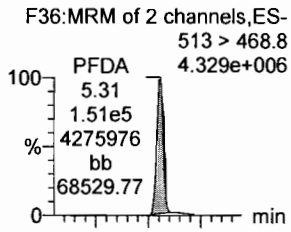

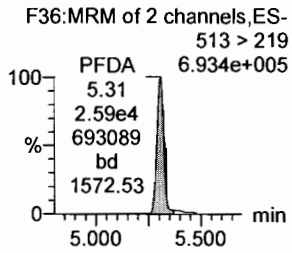

8:2 FTS

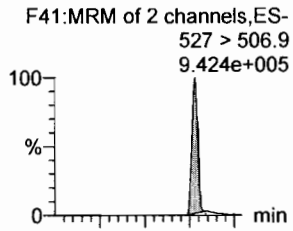

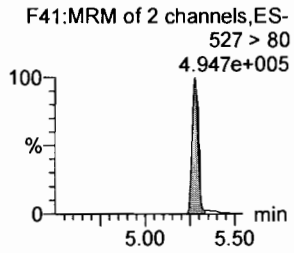

PFNS

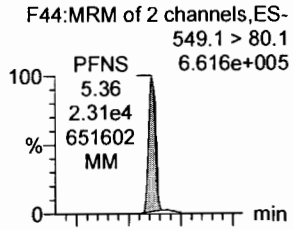

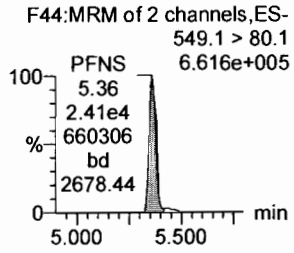

N-MeFOSAA

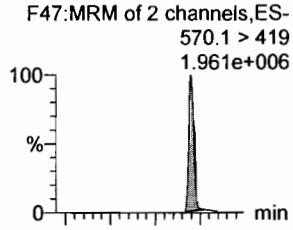

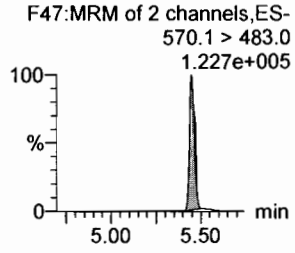

13C8-PFOSA

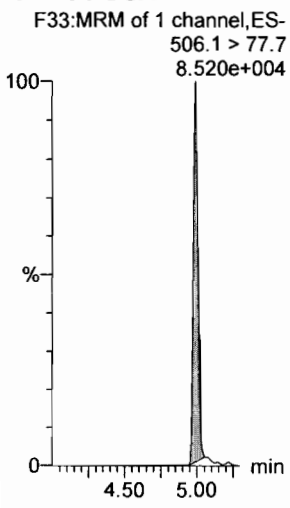

13C8-PFOS

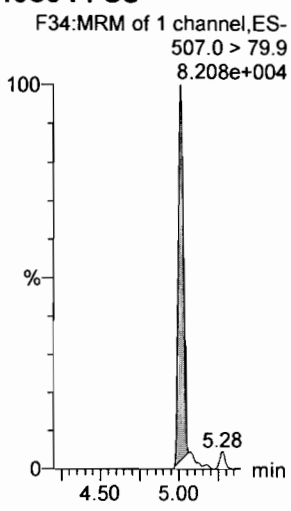

13C2-PFDA

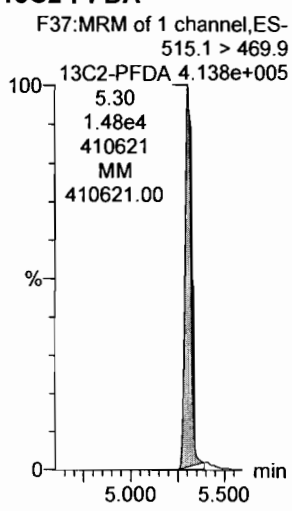

13C2-PFOA

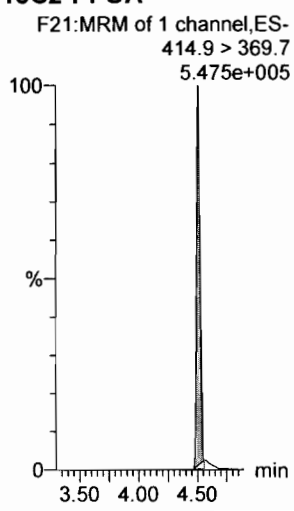

13C2-PFOA

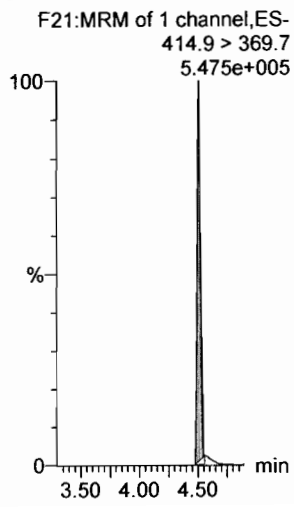

d3-N-MeFOSAA

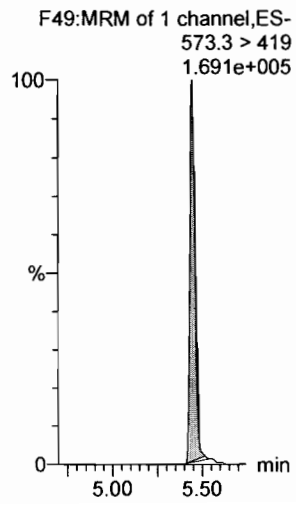

Dataset: F:\Projects\PFAS.PRO\Results\180223M2\180223M2-CRV.qld

Last Altered: Saturday, February 24, 2018 14:25:54 Pacific Standard Time
Printed: Saturday, February 24, 2018 14:29:41 Pacific Standard Time

Name: 180223M2_9, Date: 23-Feb-2018, Time: 22:07:55, ID: ST180223M2-8 PFC CS5 18B2319, Description: PFC CS5 18B2319

N-EtFOSAA

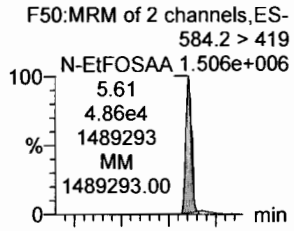

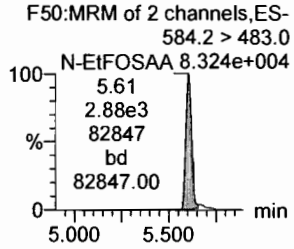

PFDoA

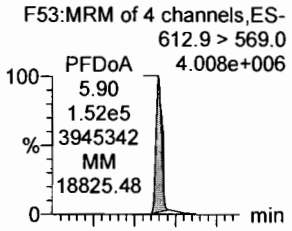

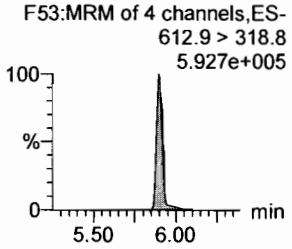

PFDS

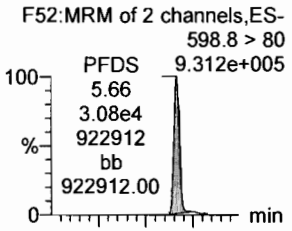

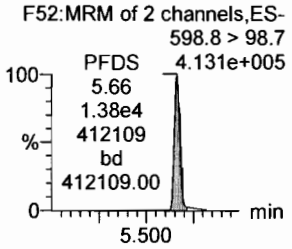

PFUdA

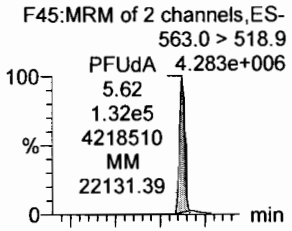

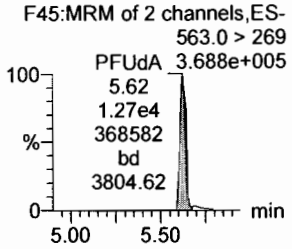

N-MeFOSA

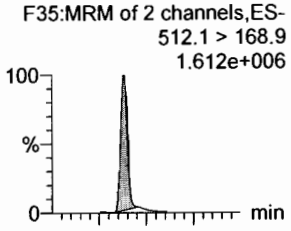

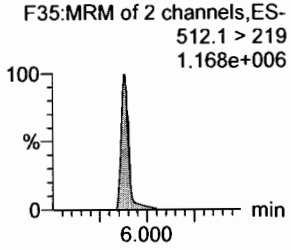

PFTrDA

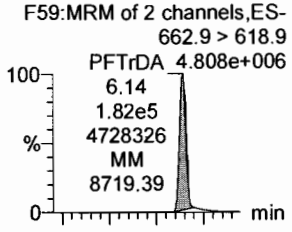

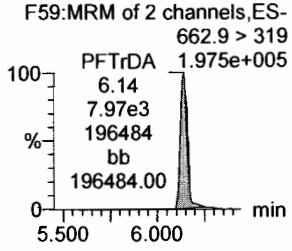

d5-N-EtFOSAA

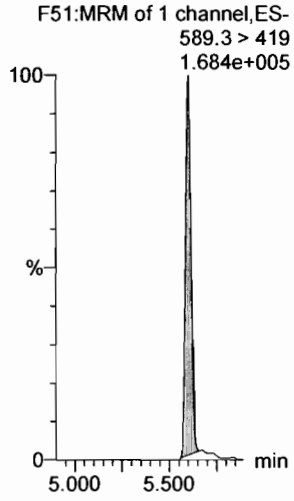

13C2-PFDoA

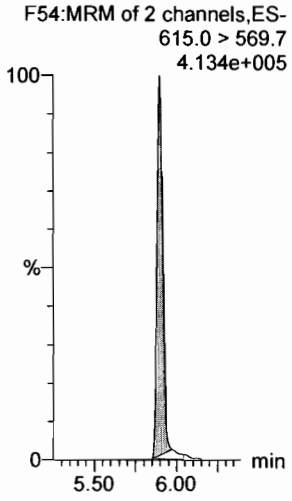

13C2-PFUdA

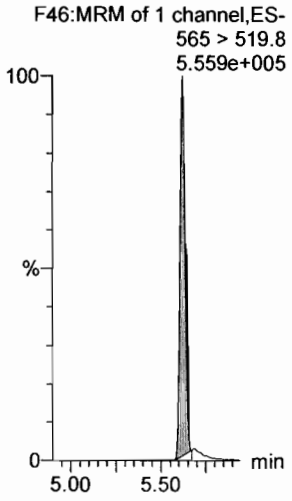

13C2-PFUdA

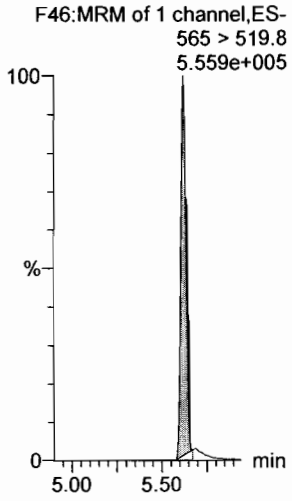

d3-N-MeFOSA

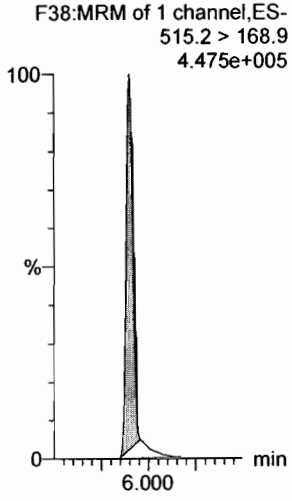

13C2-PFDoA

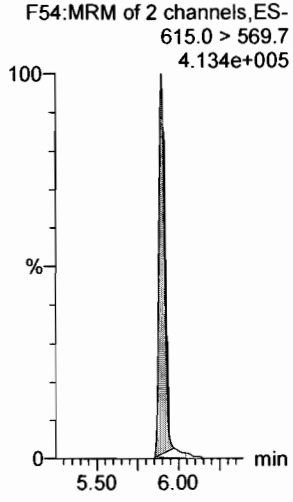

Dataset: F:\Projects\PFAS.PRO\Results\180223M2\180223M2-CRV.qld

Last Altered: Saturday, February 24, 2018 14:25:54 Pacific Standard Time
Printed: Saturday, February 24, 2018 14:29:41 Pacific Standard Time

Name: 180223M2_9, Date: 23-Feb-2018, Time: 22:07:55, ID: ST180223M2-8 PFC CS5 18B2319, Description: PFC CS5 18B2319

PFTeDA

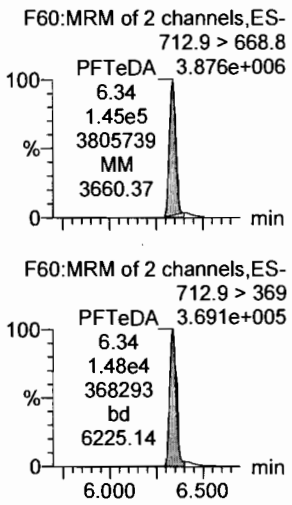

N-EtFOSA

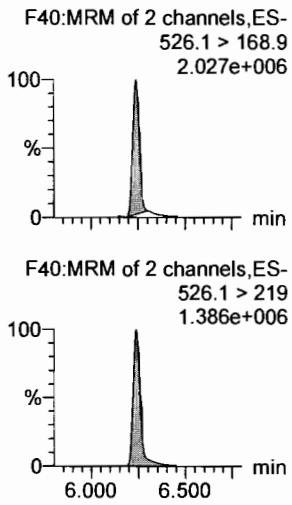

PFHxDA

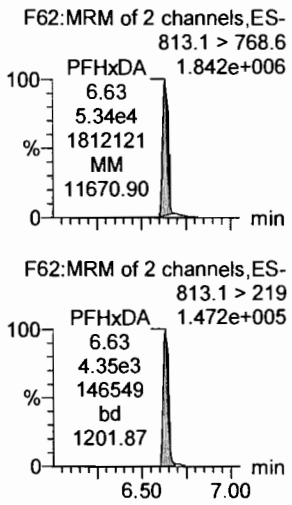

PFODA

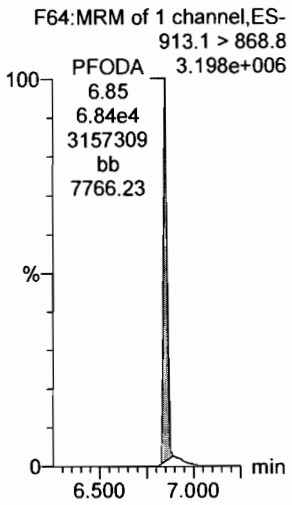

N-MeFOSE

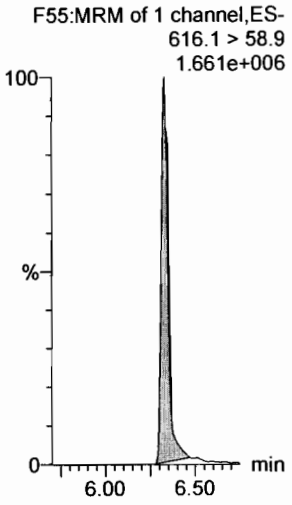

N-EtFOSE

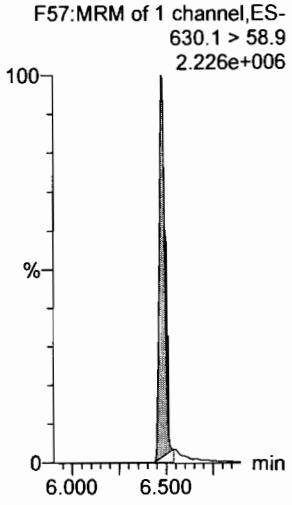

13C2-PFTeDA

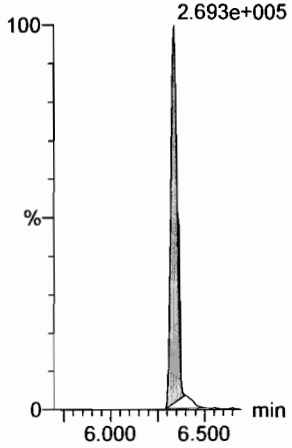

d5-N-ETFOSA

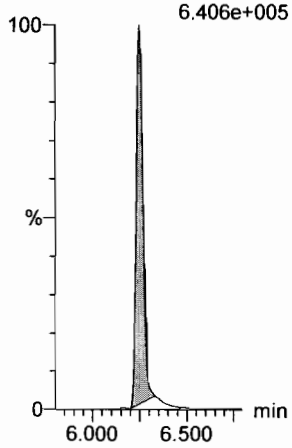

13C2-PFHxDA

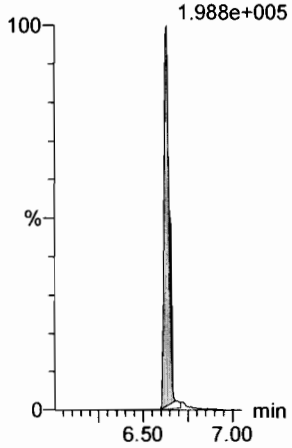

13C2-PFHxDA

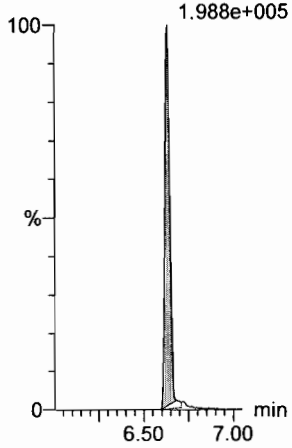

d7-N-MeFOSE

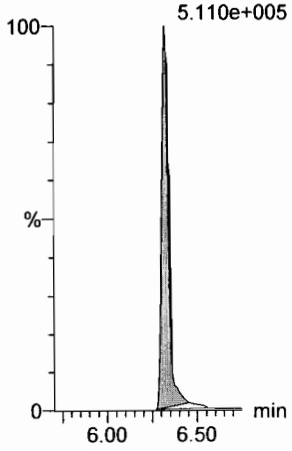

d9-N-EtFOSE

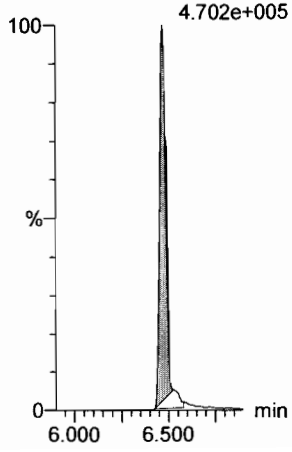

Dataset: F:\Projects\PFAS.PRO\Results\180223M2\180223M2-CRV.qld

Last Altered: Saturday, February 24, 2018 14:25:54 Pacific Standard Time
Printed: Saturday, February 24, 2018 14:29:41 Pacific Standard Time

Name: 180223M2_9, Date: 23-Feb-2018, Time: 22:07:55, ID: ST180223M2-8 PFC CS5 18B2319, Description: PFC CS5 18B2319

13C4-PFBA

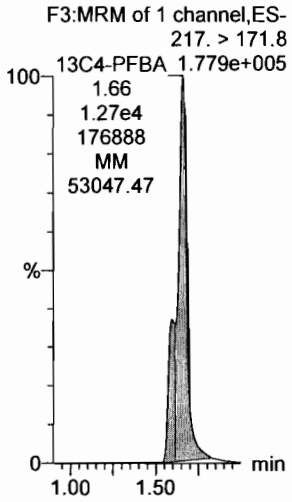

13C5-PFHxA

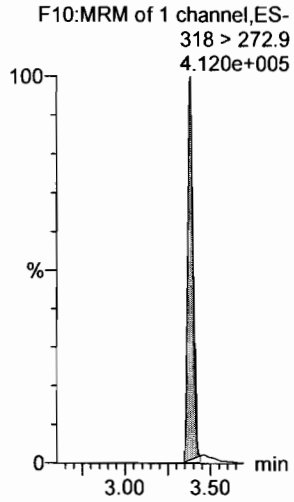

13C3-PFHxS

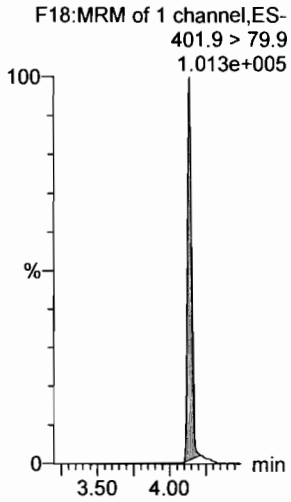

13C8-PFOA

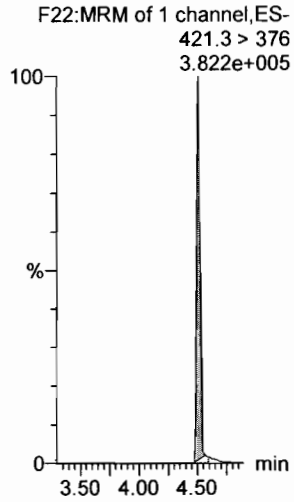

13C9-PFNA

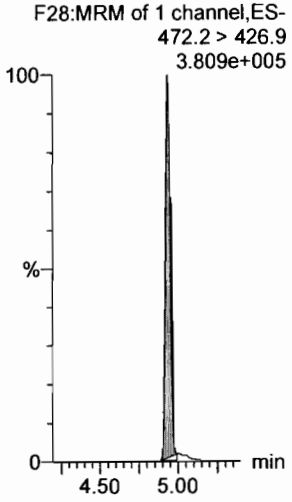

13C4-PFOS

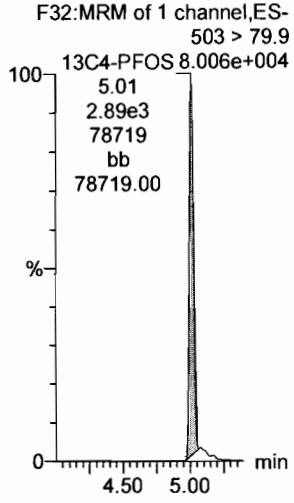

13C6-PFDA

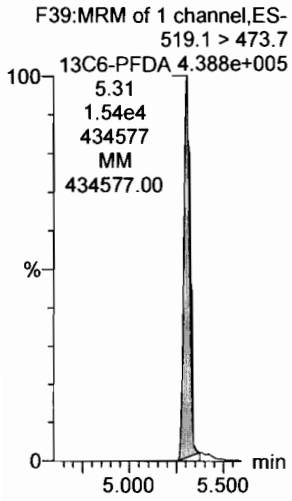

13C7-PFUdA

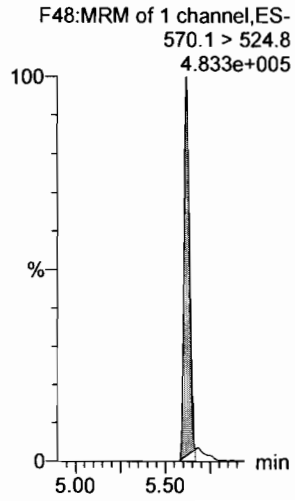

Dataset: F:\Projects\PFAS.PRO\Results\180223M2\180223M2-CRV.qld

Last Altered: Saturday, February 24, 2018 14:25:54 Pacific Standard Time
Printed: Saturday, February 24, 2018 14:29:41 Pacific Standard Time

Name: 180223M2_10, Date: 23-Feb-2018, Time: 22:19:24, ID: ST180223M2-9 PFC CS6 18B2320, Description: PFC CS6 18B2320

PFBA

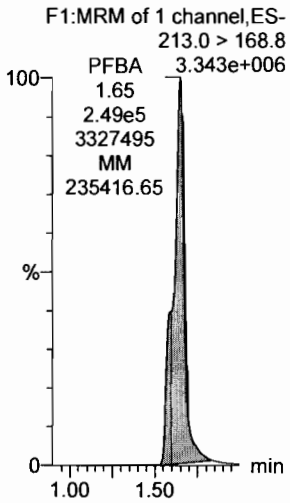

PFPeA

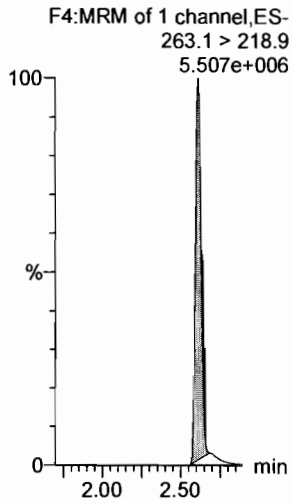

PFBS

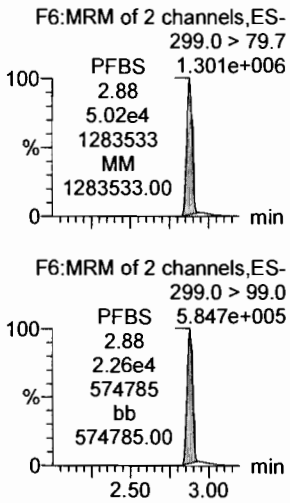

4:2 FTS

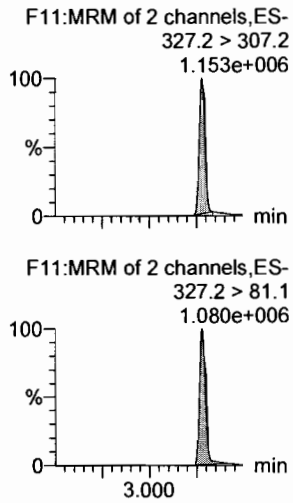

PFHxA

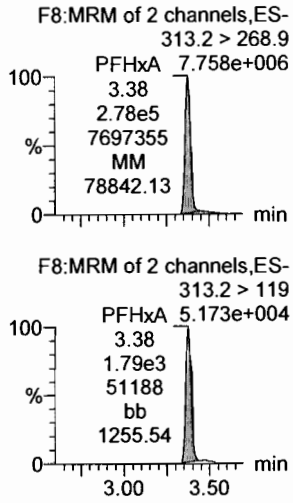

PFPeS

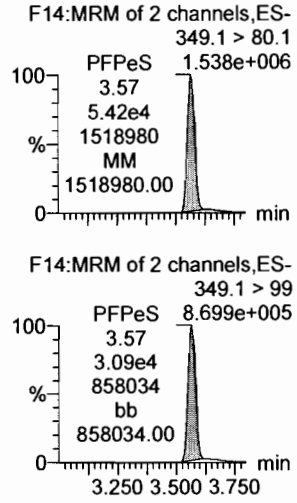

13C3-PFBA

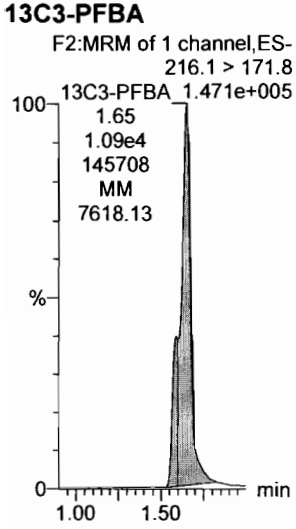

13C3-PFPeA

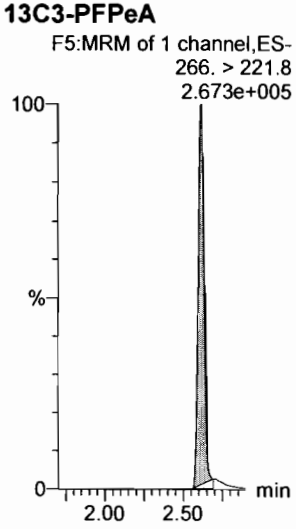

13C3-PFBS

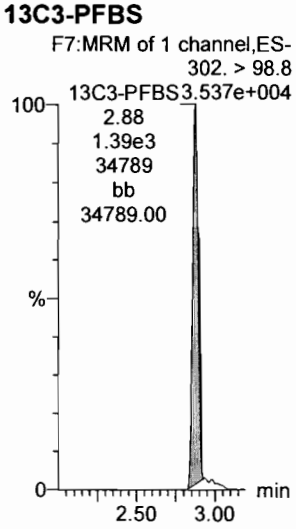

13C3-PFBS



13C2-PFHxA

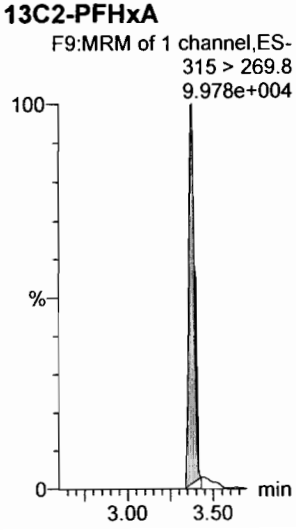

13C3-PFBS



Dataset: F:\Projects\PFAS.PRO\Results\180223M2\180223M2-CRV.qld

Last Altered: Saturday, February 24, 2018 14:25:54 Pacific Standard Time
Printed: Saturday, February 24, 2018 14:29:41 Pacific Standard Time

Name: 180223M2_10, Date: 23-Feb-2018, Time: 22:19:24, ID: ST180223M2-9 PFC CS6 18B2320, Description: PFC CS6 18B2320

6:2 FTS

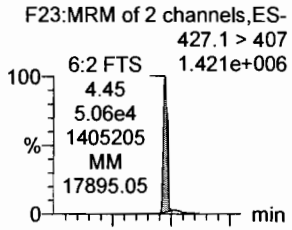

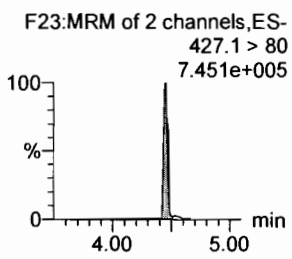

PFHpA

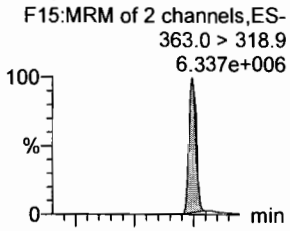

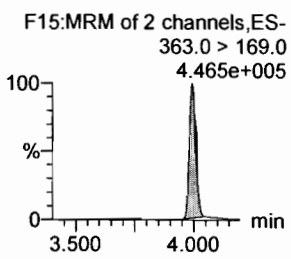

L-PFHxS

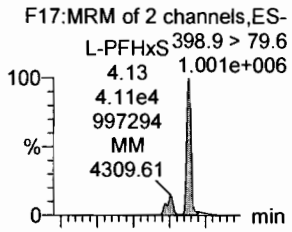

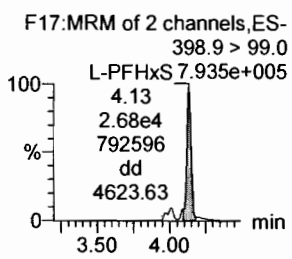

L-PFOA

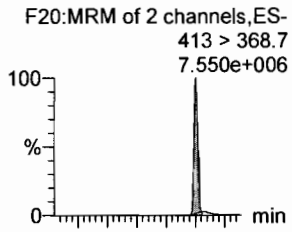

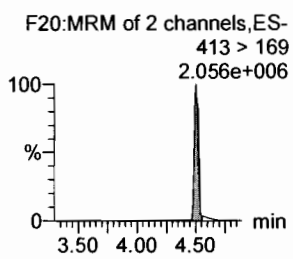

PFHpS

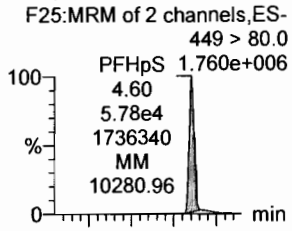

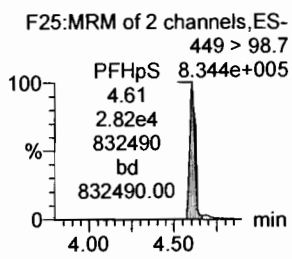

PFNA

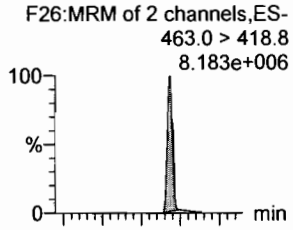

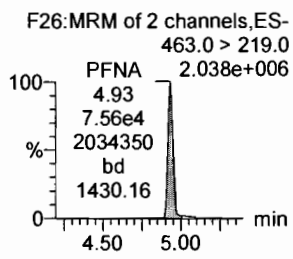

18O2-PFHxS

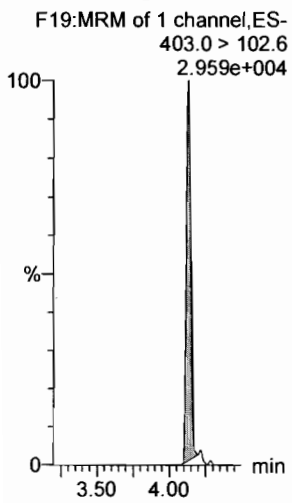

13C4-PFHpA

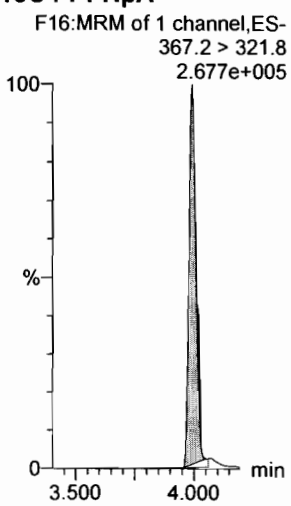

13C2-PFOA

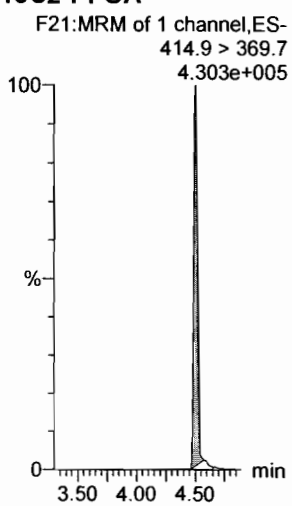

13C2-PFOA



13C2-PFOA

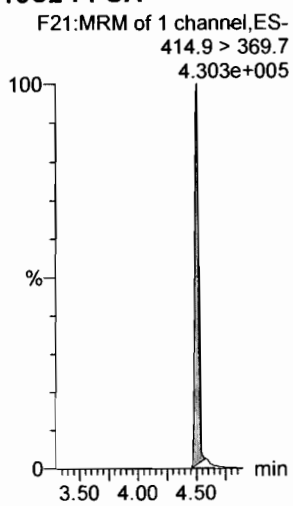

13C5-PFNA

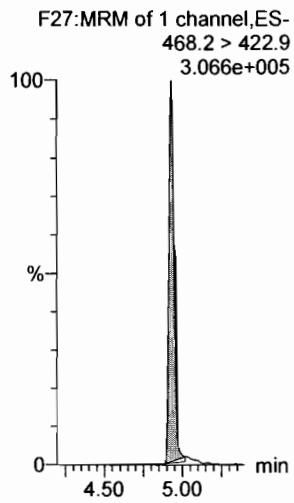

Dataset: F:\Projects\PFAS.PRO\Results\180223M2\180223M2-CRV.qld

Last Altered: Saturday, February 24, 2018 14:25:54 Pacific Standard Time
Printed: Saturday, February 24, 2018 14:29:41 Pacific Standard Time

Name: 180223M2_10, Date: 23-Feb-2018, Time: 22:19:24, ID: ST180223M2-9 PFC CS6 18B2320, Description: PFC CS6 18B2320

PFOSA

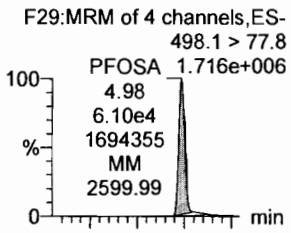

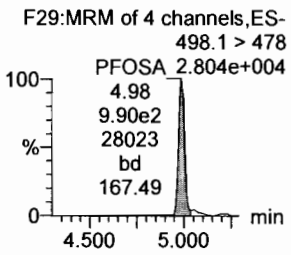

L-PFOS

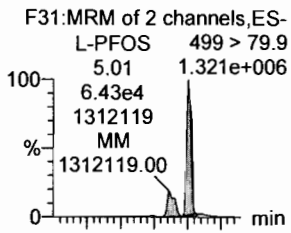

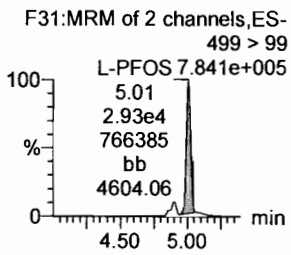

PFDA

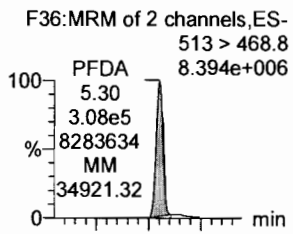

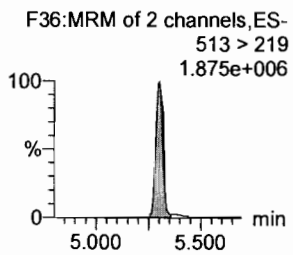

8:2 FTS

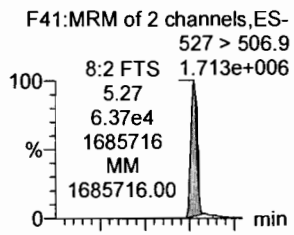

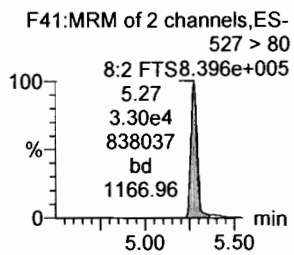

PFNS

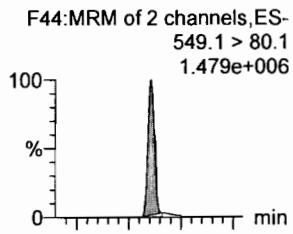

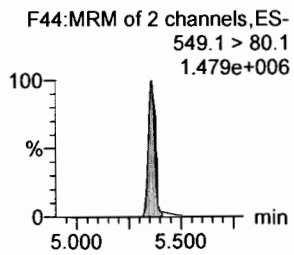

N-MeFOSAA

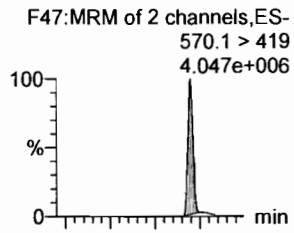

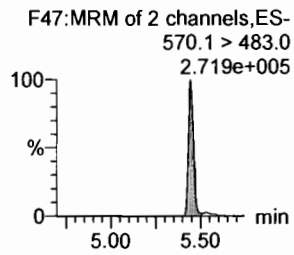

13C8-PFOSA

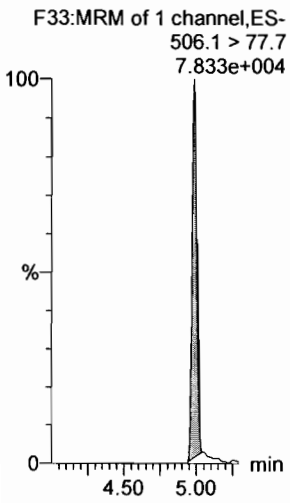

13C8-PFOS

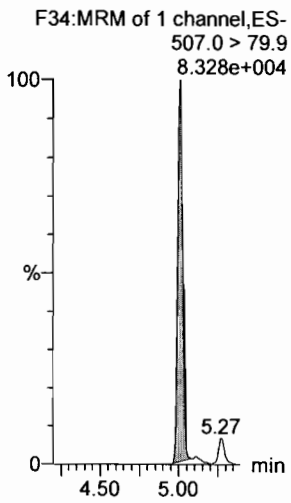

13C2-PFDA

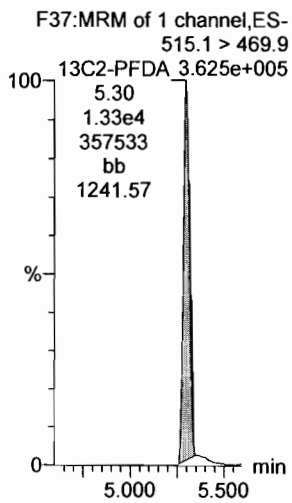

13C2-PFOA

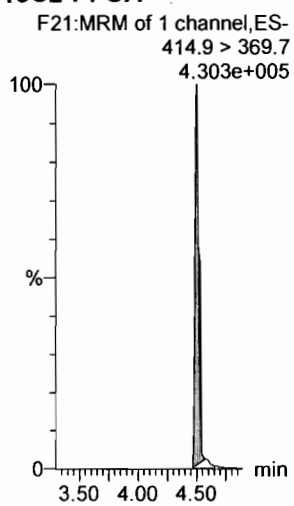

13C2-PFOA

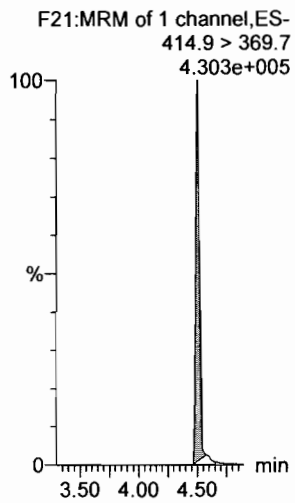

d3-N-MeFOSAA

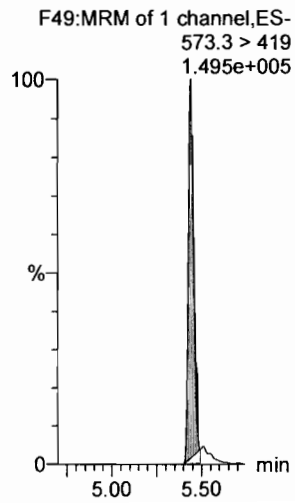

Dataset: F:\Projects\PFAS.PRO\Results\180223M2\180223M2-CRV.qld

Last Altered: Saturday, February 24, 2018 14:25:54 Pacific Standard Time
Printed: Saturday, February 24, 2018 14:29:41 Pacific Standard Time

Name: 180223M2_10, Date: 23-Feb-2018, Time: 22:19:24, ID: ST180223M2-9 PFC CS6 18B2320, Description: PFC CS6 18B2320

N-EtFOSAA

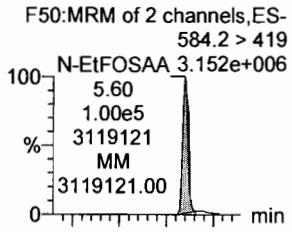

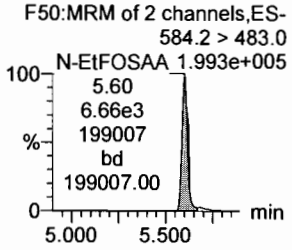

PFDoA

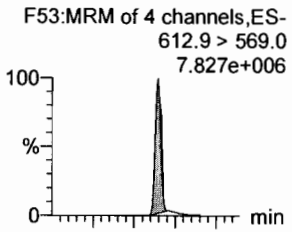

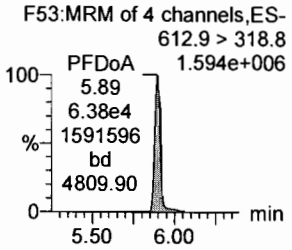

PFDS

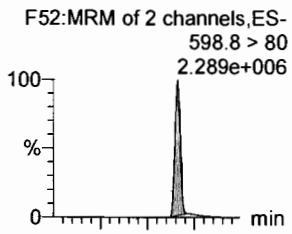

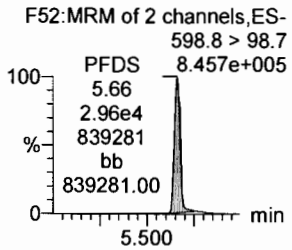

PFUdA

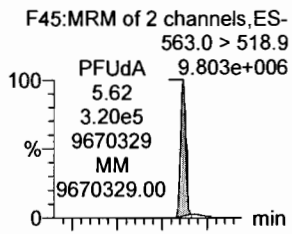

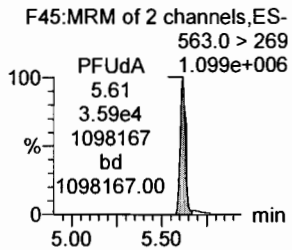

N-MeFOSA

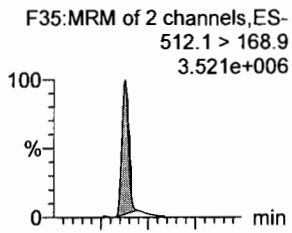

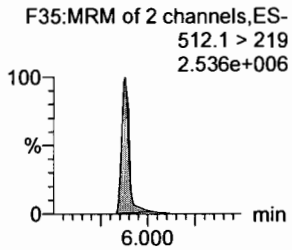

PFTrDA

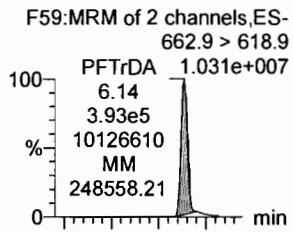

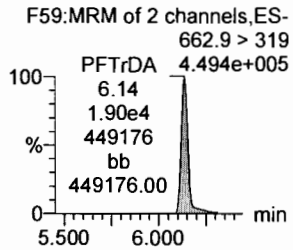

d5-N-EtFOSAA

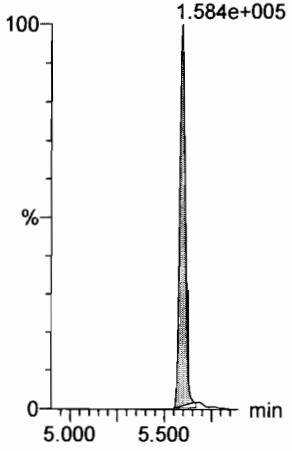

13C2-PFDoA

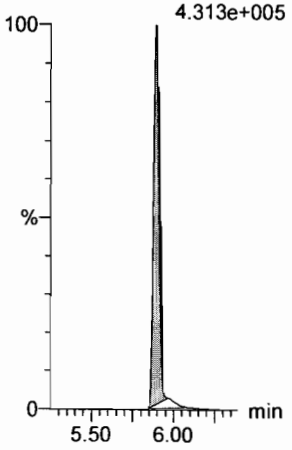

13C2-PFUdA

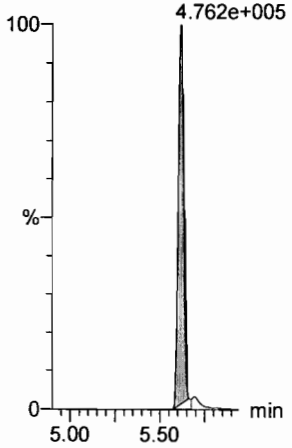

13C2-PFUdA

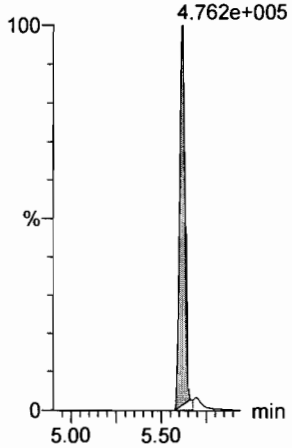

d3-N-MeFOSA

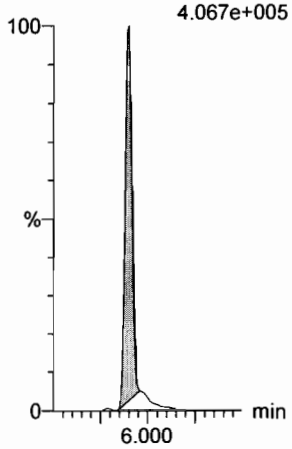

13C2-PFDoA

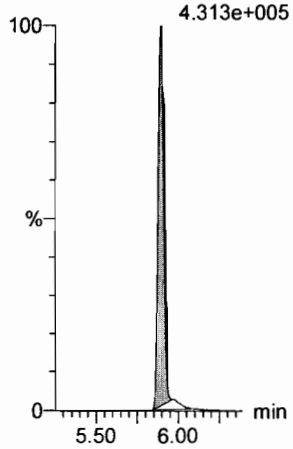

Dataset: F:\Projects\PFAS.PRO\Results\180223M2\180223M2-CRV.qld

Last Altered: Saturday, February 24, 2018 14:25:54 Pacific Standard Time
Printed: Saturday, February 24, 2018 14:29:41 Pacific Standard Time

Name: 180223M2_10, Date: 23-Feb-2018, Time: 22:19:24, ID: ST180223M2-9 PFC CS6 18B2320, Description: PFC CS6 18B2320

PFTeDA

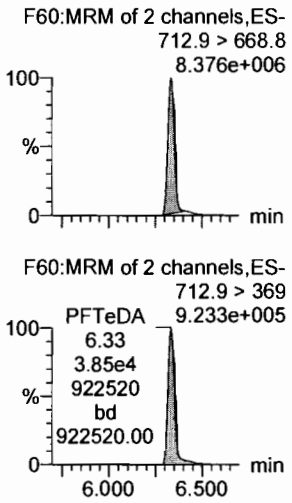

N-EtFOSA

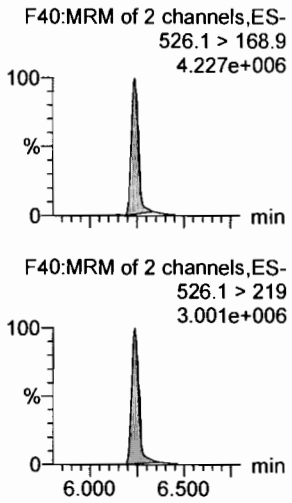

PFHxDA



PFODA



N-MeFOSE

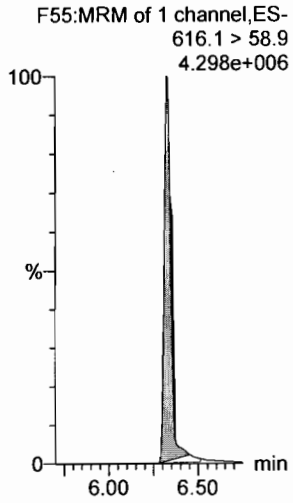

N-EtFOSE

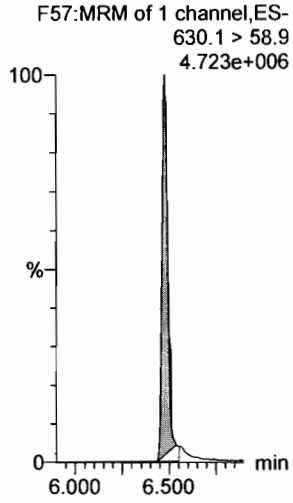

13C2-PFTeDA

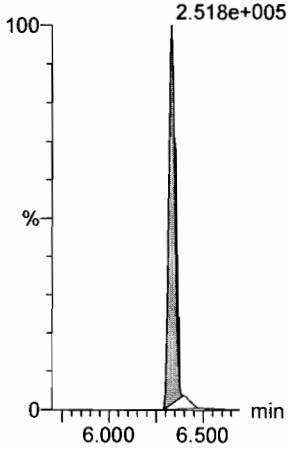

d5-N-ETFOSA

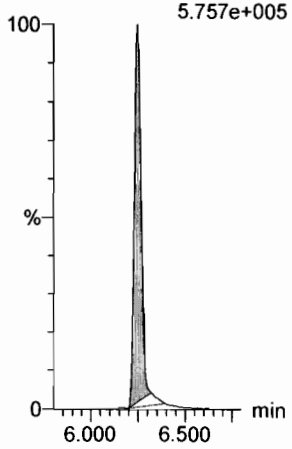

13C2-PFHxDA



13C2-PFHxDA

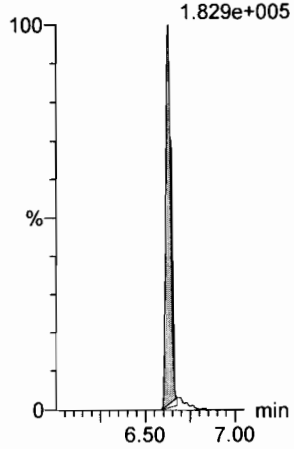

d7-N-MeFOSE

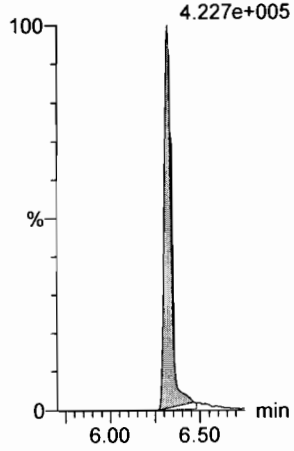

d9-N-EtFOSE

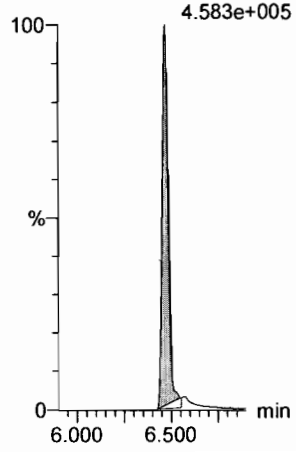

Dataset: F:\Projects\PFAS.PRO\Results\180223M2\180223M2-CRV.qld

Last Altered: Saturday, February 24, 2018 14:25:54 Pacific Standard Time
Printed: Saturday, February 24, 2018 14:29:41 Pacific Standard Time

Name: 180223M2_10, Date: 23-Feb-2018, Time: 22:19:24, ID: ST180223M2-9 PFC CS6 18B2320, Description: PFC CS6 18B2320

13C4-PFBA

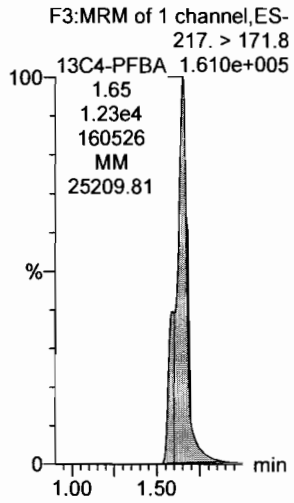

13C5-PFHxA

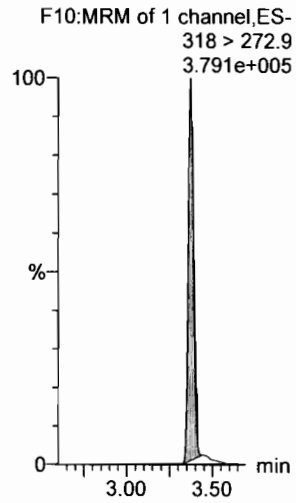

13C3-PFHxS

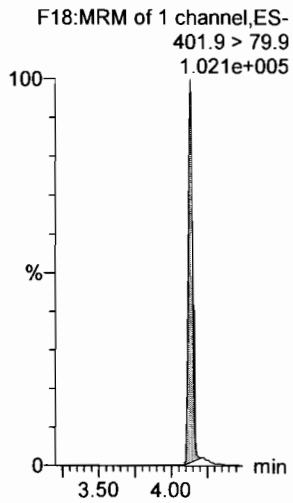

13C8-PFOA

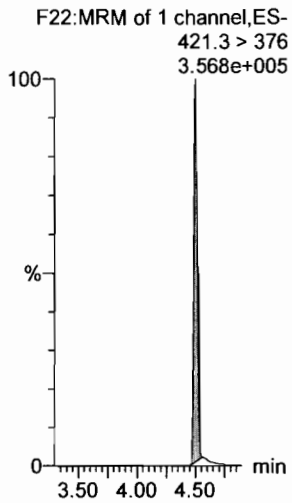

13C9-PFNA

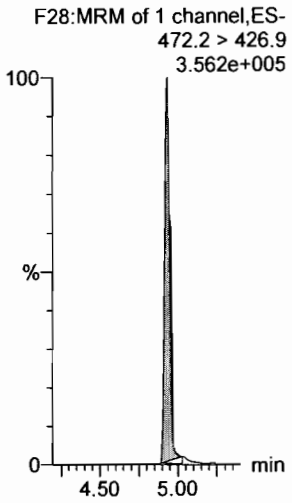

13C4-PFOS

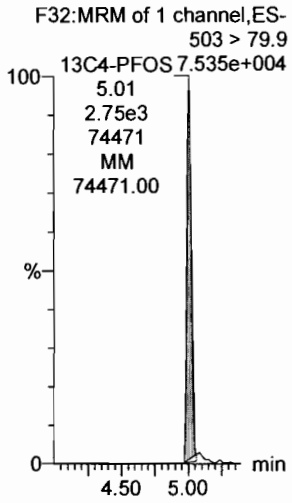

13C6-PFDA



13C7-PFUdA

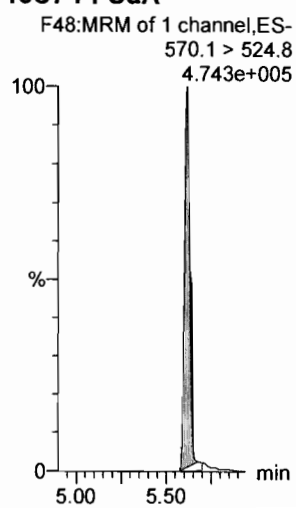

Dataset: F:\Projects\PFAS.PRO\Results\180223M2\180223M2-CRV.qld

Last Altered: Saturday, February 24, 2018 14:25:54 Pacific Standard Time
Printed: Saturday, February 24, 2018 14:29:41 Pacific Standard Time

Name: 180223M2_11, Date: 23-Feb-2018, Time: 22:30:54, ID: ST180223M2-10 PFC CS7 18B2321, Description: PFC CS7 18B2321

PFBA

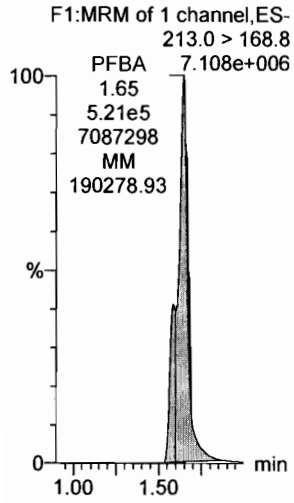

PFPeA



PFBS

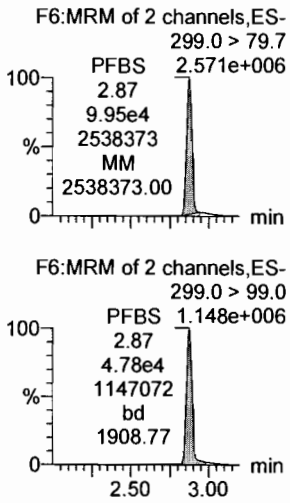

4:2 FTS

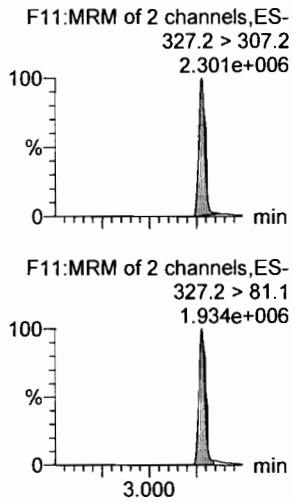

PFHxA

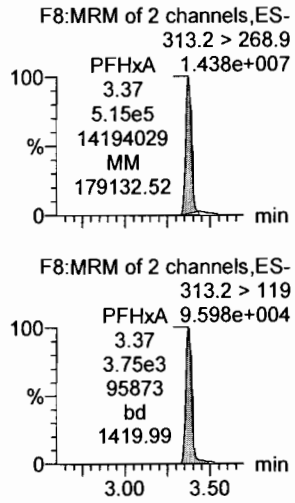

PFPeS

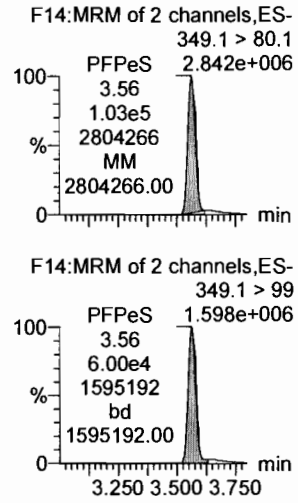

13C3-PFBA

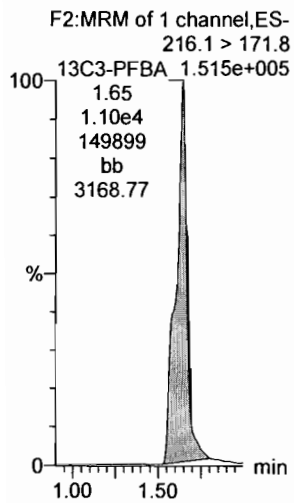

13C3-PFPeA

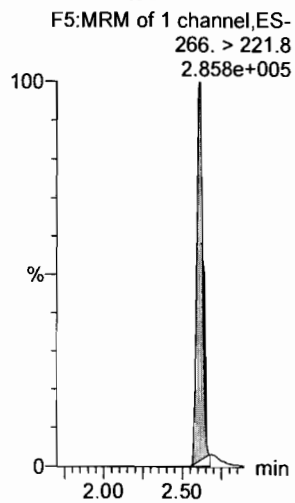

13C3-PFBS

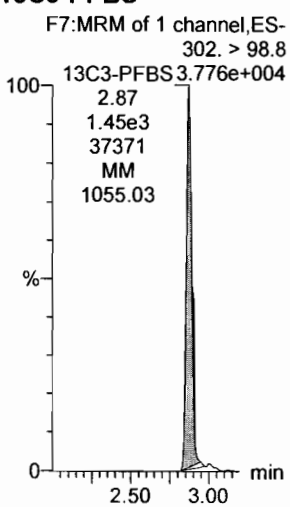

13C3-PFBS

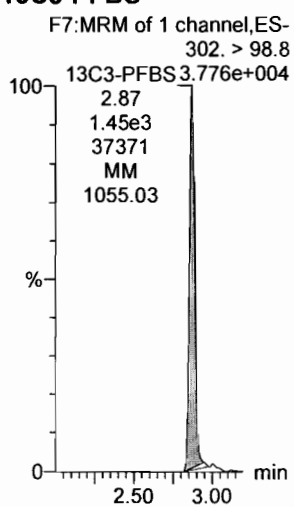

13C2-PFHxA

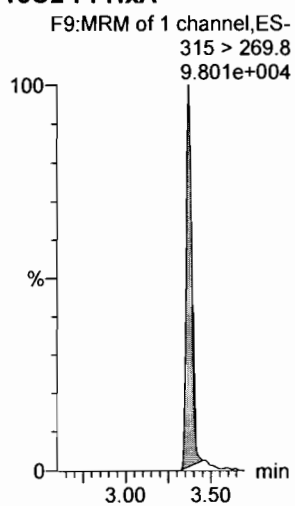

13C3-PFBS

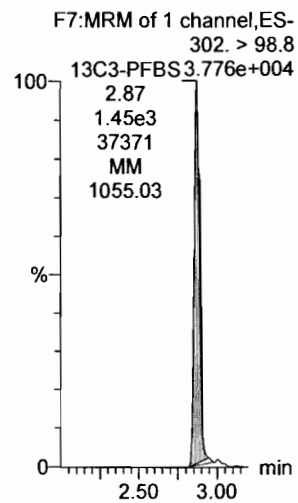

Dataset: F:\Projects\PFAS.PRO\Results\180223M2\180223M2-CRV.qld

Last Altered: Saturday, February 24, 2018 14:25:54 Pacific Standard Time
Printed: Saturday, February 24, 2018 14:29:41 Pacific Standard Time

Name: 180223M2_11, Date: 23-Feb-2018, Time: 22:30:54, ID: ST180223M2-10 PFC CS7 18B2321, Description: PFC CS7 18B2321

6:2 FTS

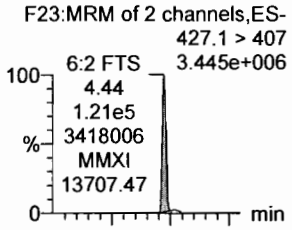

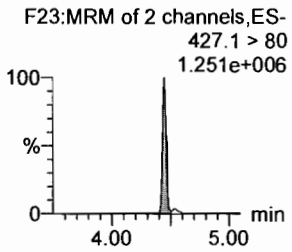

PFHpA

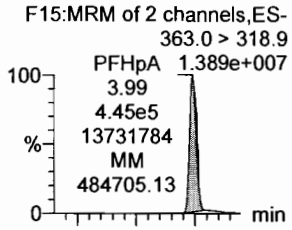

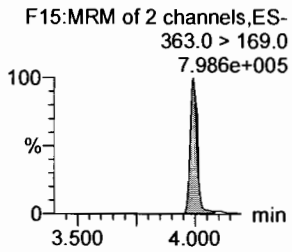

L-PFHxS

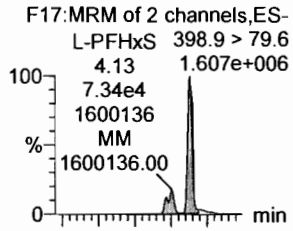

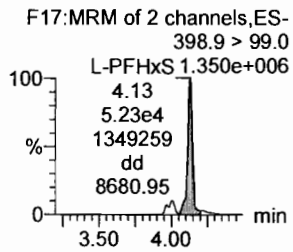

L-PFOA

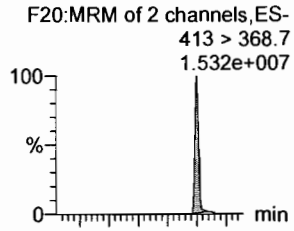

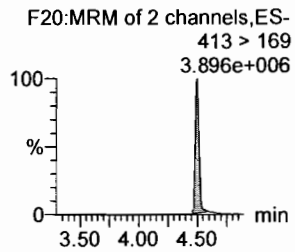

PFHpS

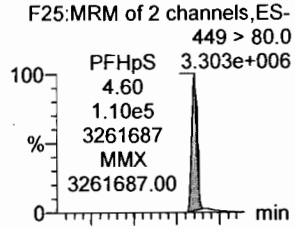

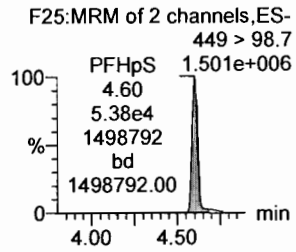

PFNA

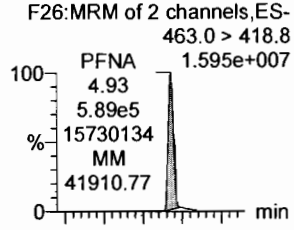

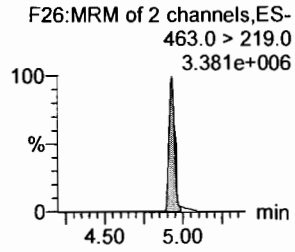

18O2-PFHxS

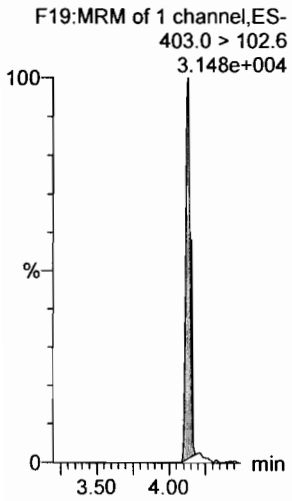

13C4-PFHpA

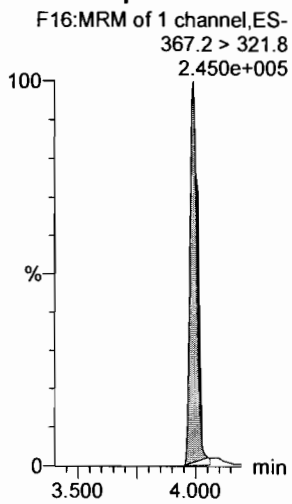

13C2-PFOA

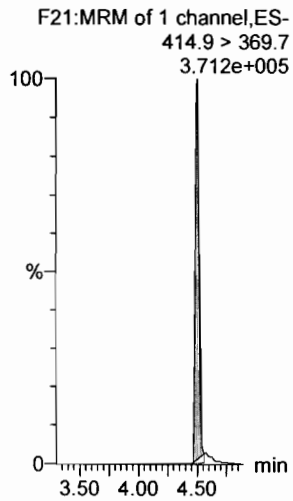

13C2-PFOA



13C2-PFOA

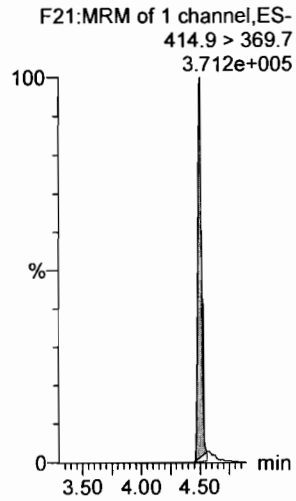

13C5-PFNA

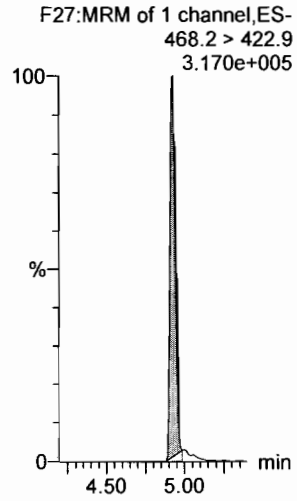

Dataset: F:\Projects\PFAS.PRO\Results\180223M2\180223M2-CRV.qld

Last Altered: Saturday, February 24, 2018 14:25:54 Pacific Standard Time
Printed: Saturday, February 24, 2018 14:29:41 Pacific Standard Time

Name: 180223M2_11, Date: 23-Feb-2018, Time: 22:30:54, ID: ST180223M2-10 PFC CS7 18B2321, Description: PFC CS7 18B2321

PFOSA

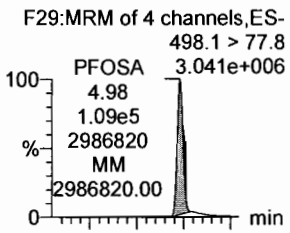

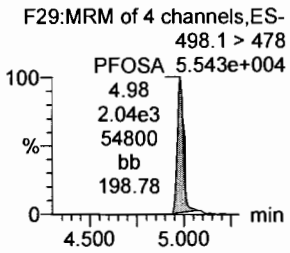

L-PFOS

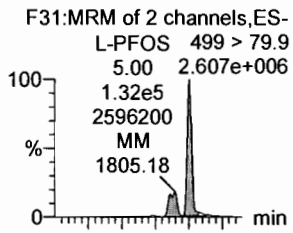

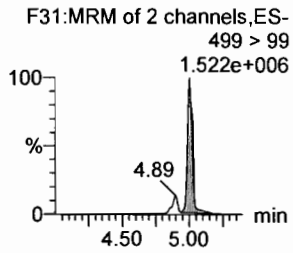

PFDA

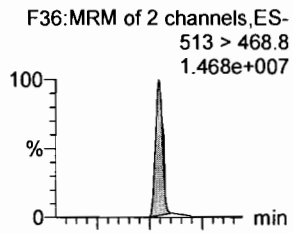

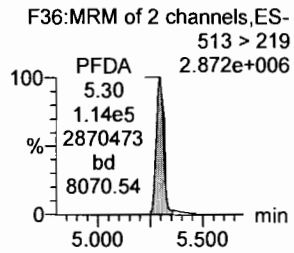

8:2 FTS

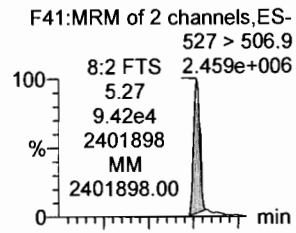

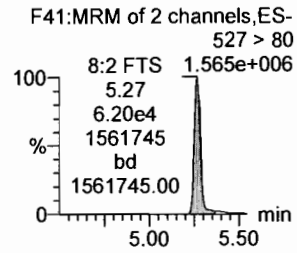

PFNS

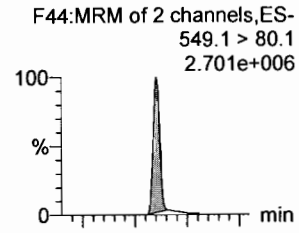

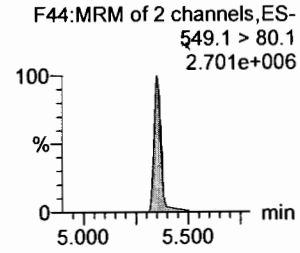

N-MeFOSAA

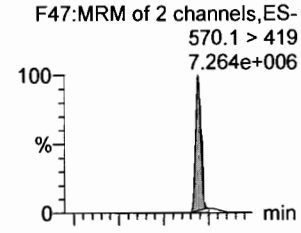

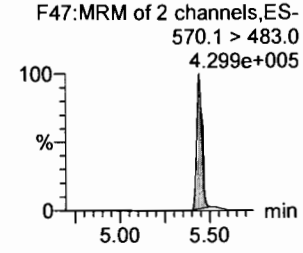

13C8-PFOSA

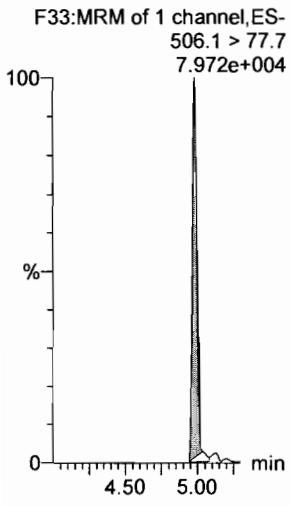

13C8-PFOS

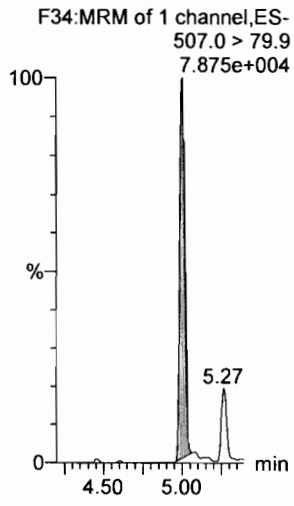

13C2-PFDA

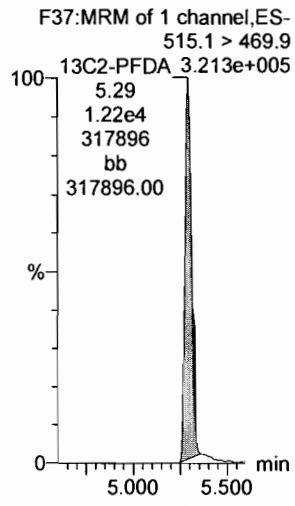

13C2-PFOA

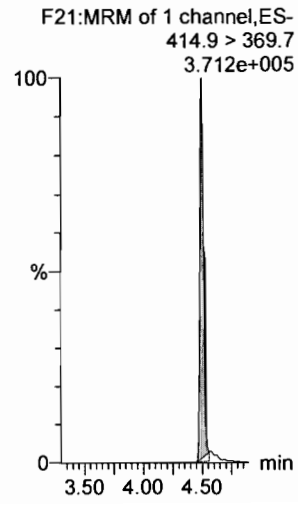

13C2-PFOA

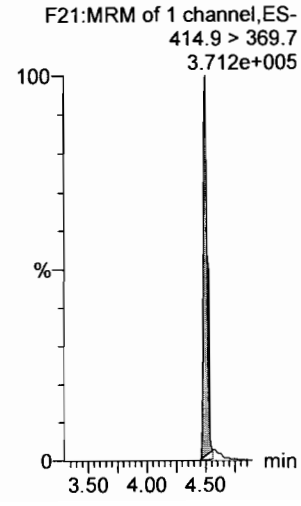

d3-N-MeFOSAA

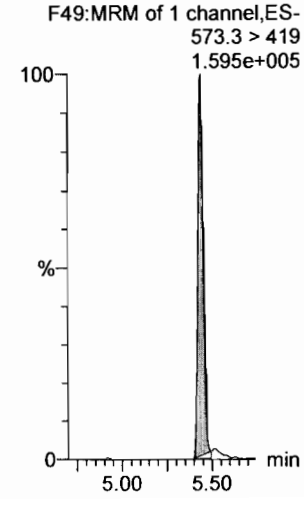

Dataset: F:\Projects\PFAS.PRO\Results\180223M2\180223M2-CRV.qld

Last Altered: Saturday, February 24, 2018 14:25:54 Pacific Standard Time
Printed: Saturday, February 24, 2018 14:29:41 Pacific Standard Time

Name: 180223M2_11, Date: 23-Feb-2018, Time: 22:30:54, ID: ST180223M2-10 PFC CS7 18B2321, Description: PFC CS7 18B2321

N-EtFOSAA

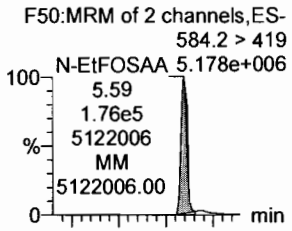

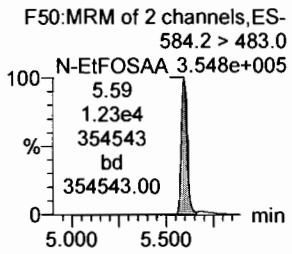

PFDoA

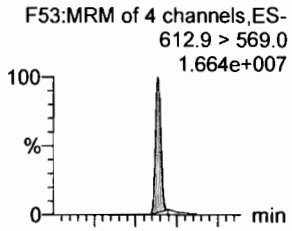

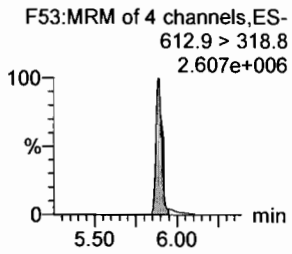

PFDS

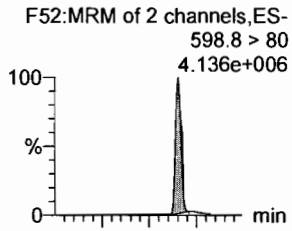

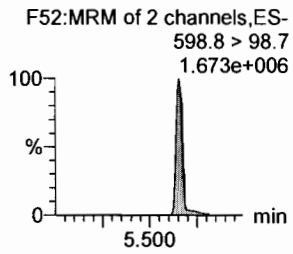

PFUdA

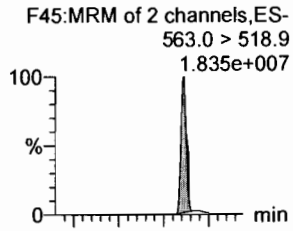

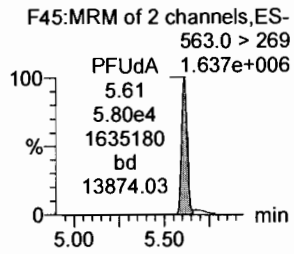

N-MeFOSA

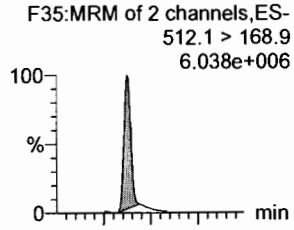

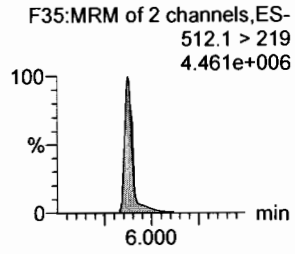

PFTrDA

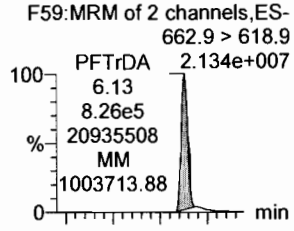

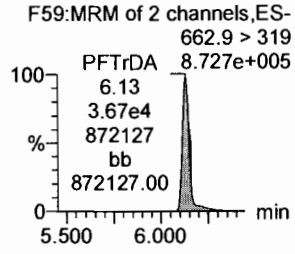

d5-N-EtFOSAA

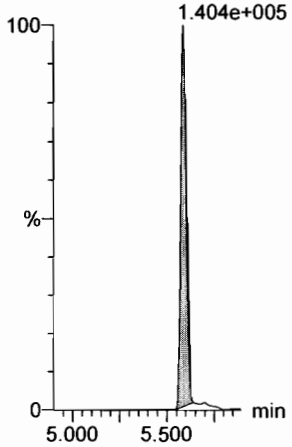

13C2-PFDoA

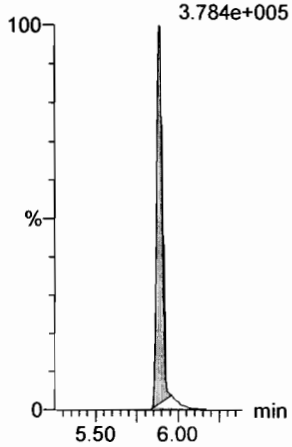

13C2-PFUdA

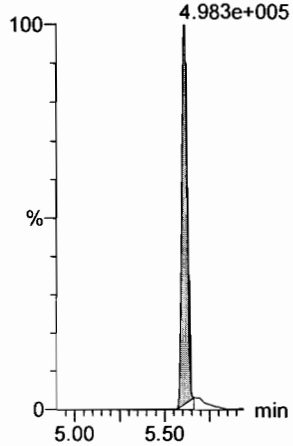

13C2-PFUdA

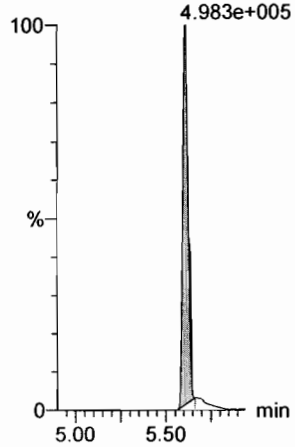

d3-N-MeFOSA

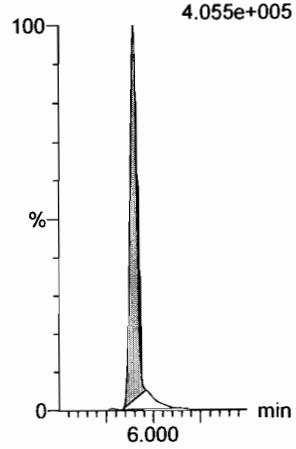

13C2-PFDoA

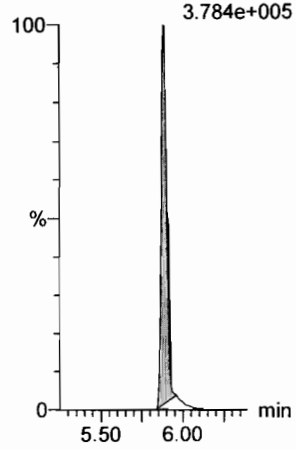

Dataset: F:\Projects\PFAS.PRO\Results\180223M2\180223M2-CRV.qld

Last Altered: Saturday, February 24, 2018 14:25:54 Pacific Standard Time
Printed: Saturday, February 24, 2018 14:29:41 Pacific Standard Time

Name: 180223M2_11, Date: 23-Feb-2018, Time: 22:30:54, ID: ST180223M2-10 PFC CS7 18B2321, Description: PFC CS7 18B2321

PFTeDA

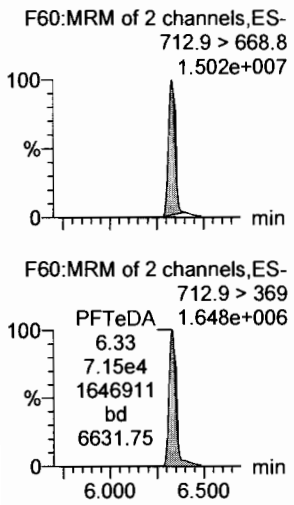

N-EtFOSA

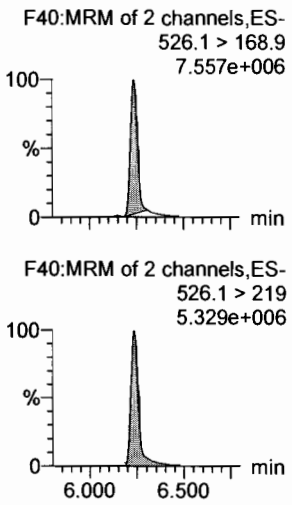

PFHxDA

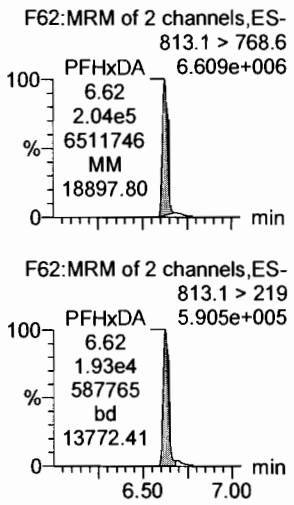

PFODA

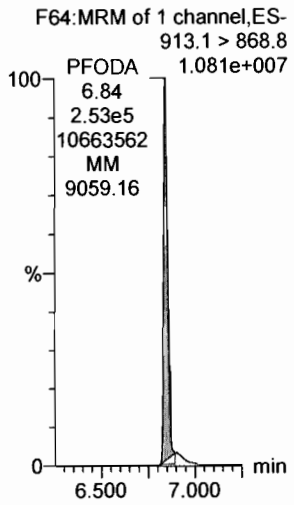

N-MeFOSE

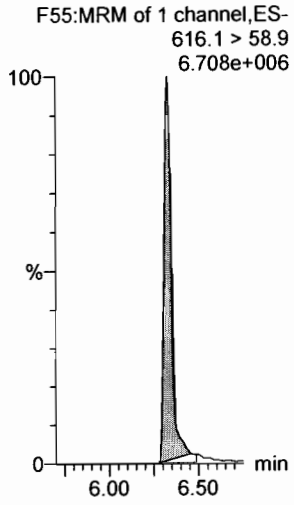

N-EtFOSE

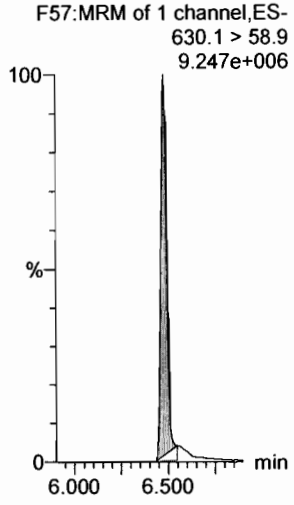

13C2-PFTeDA

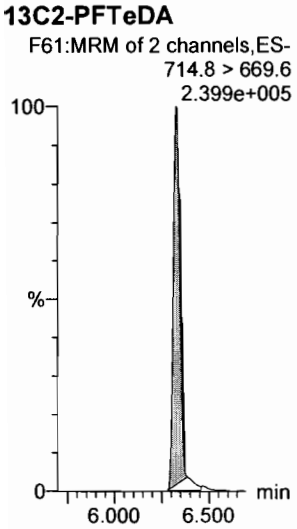

d5-N-ETFOSA

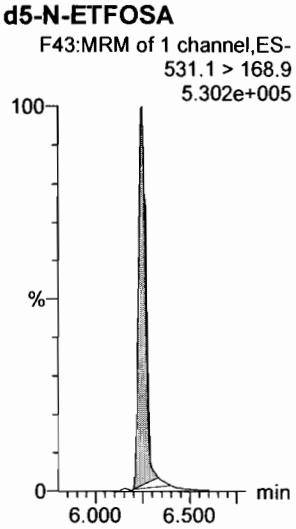

13C2-PFHxDA

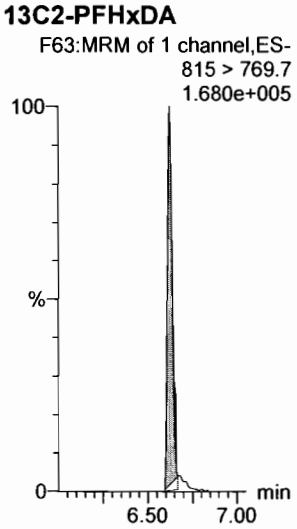

13C2-PFHxDA

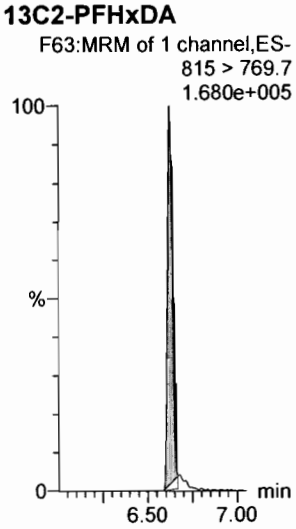

d7-N-MeFOSE

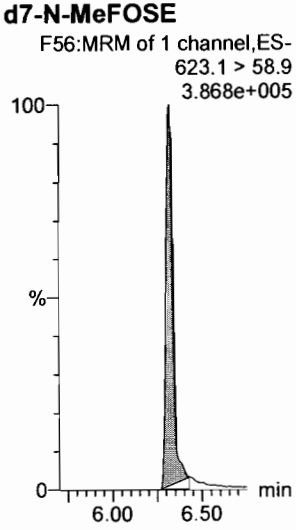

d9-N-EtFOSE

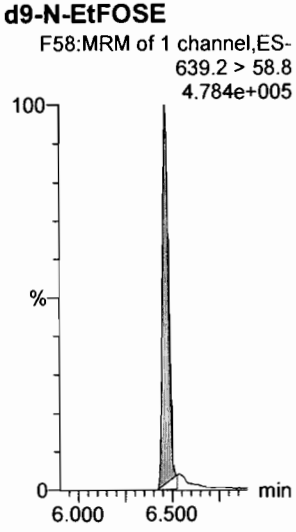

Dataset: F:\Projects\PFAS.PRO\Results\180223M2\180223M2-CRV.qld

Last Altered: Saturday, February 24, 2018 14:25:54 Pacific Standard Time
Printed: Saturday, February 24, 2018 14:29:41 Pacific Standard Time

Name: 180223M2_11, Date: 23-Feb-2018, Time: 22:30:54, ID: ST180223M2-10 PFC CS7 18B2321, Description: PFC CS7 18B2321

13C4-PFBA

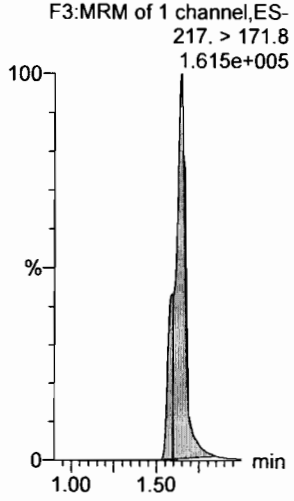

13C5-PFHxA

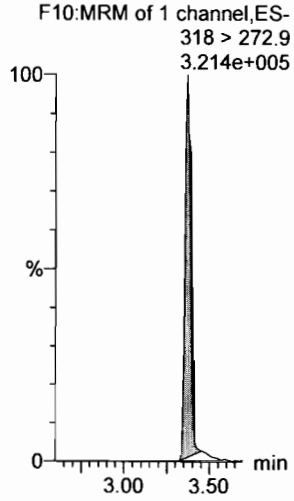

13C3-PFHxS

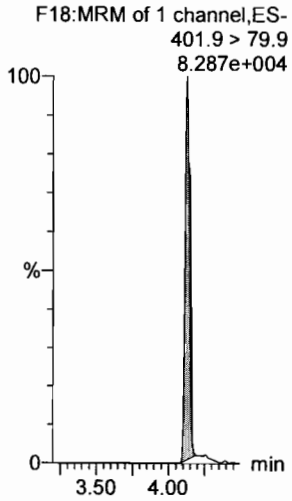

13C8-PFOA

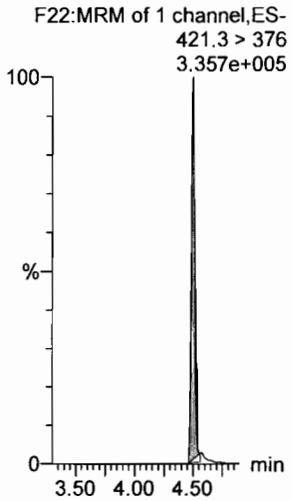

13C9-PFNA

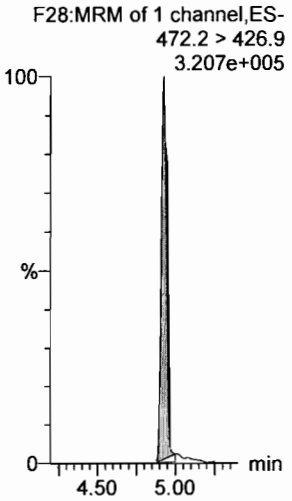

13C4-PFOS

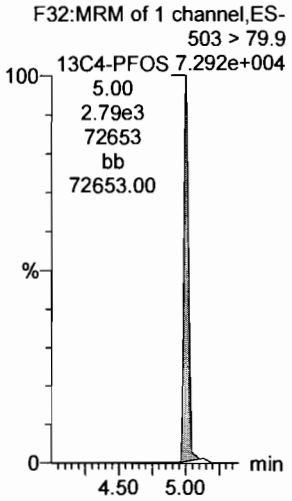

13C6-PFDA

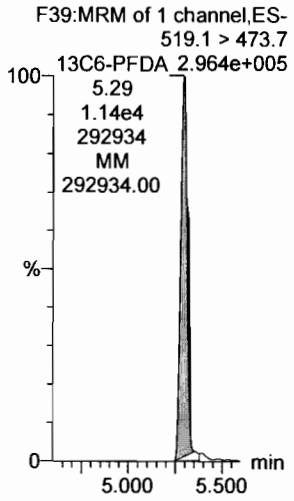

13C7-PFUdA

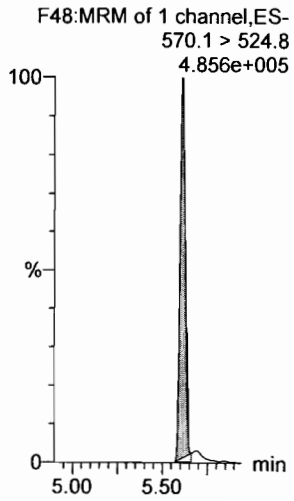

Vista Analytical Laboratory

Dataset: F:\Projects\PFAS.PRO\Results\180223M2\180223M2-13.qld

Last Altered: Saturday, February 24, 2018 15:35:09 Pacific Standard Time
Printed: Saturday, February 24, 2018 15:35:33 Pacific Standard Time

✓ JA. 02/24/2018

(A) Not in ICV.

Method: F:\Projects\PFAS.PRO\MethDB\PFAS_FULL_80C_022318.mdb 24 Feb 2018 14:29:21
Calibration: F:\Projects\PFAS.PRO\CurveDB\C18_VAL-PFAS_Q4_02-23-18-FULL.cdb 24 Feb 2018 15:27:24

Name: 180223M2_13, Date: 23-Feb-2018, Time: 22:53:52, ID: ICV180223M2-1 PFC ICV 18B2311, Description: PFC ICV 18B2311

	#	Name	Trace	Area	IS Area	RRF	Pred.RT	RT	y Axis Resp.	Conc.	%Rec	Recovery Out
1	1	PFBA	213.0 > 168.8	8.93e3	1.15e4		1.46	1.64	9.69	8.36	83.6	NO
2	2	PFPeA	263.1 > 218.9	9.36e3	1.32e4		2.42	2.60	8.84	8.78	87.8	NO
3	3	PFBS	299.0 > 79.7	1.86e3	1.71e3		2.60	2.87	13.5	7.27	72.7	NO
4	4	4:2 FTS	327.2>307.2	1.50e3	1.71e3		3.00	3.27	10.9	7.47	74.7	NO
5	5	PFHxA	313.2 > 268.9	1.26e4	3.97e3		3.19	3.37	15.8	10.5	105.0	NO
6	6	PFPeS	349.1>80.1	2.17e3	1.71e3		3.39	3.55	15.8	8.42	84.2	NO
7	7	PFHpA	363.0 > 318.9	9.67e3	1.10e4		3.81	3.98	11.0	8.39	83.9	NO
8	8	L-PFHxS	398.9 > 79.6	1.51e3	1.24e3		4.17	4.12	15.2	8.28	82.8	NO
9	10	6:2 FTS	427.1 > 407	2.60e3	1.48e4		4.28	4.44	2.20	9.66	96.6	NO
10	11	L-PFOA	413 > 368.7	1.03e4	1.48e4		4.50	4.49	8.68	8.73	87.3	NO
11	13	PFHpS	449 > 80.0	2.60e3	1.48e4		4.44	4.59	2.20	10.2	101.8	NO
12	14	PFNA	463.0 > 418.8	1.05e4	1.01e4		4.76	4.92	13.0	10.3	103.5	NO
13	15	PFOSA	498.1 > 77.8	2.70e3	3.22e3		4.83	4.97	10.5	10.3	102.8	NO
14	16	L-PFOS	499 > 79.9	2.24e3	3.68e3		5.04	5.00	7.61	7.02	70.2	NO
15	18	PFDA	513 > 468.8	1.42e4	1.33e4		5.14	5.29	13.3	10.2	101.6	NO
16	19	8:2 FTS	527 > 506.9	3.42e3	1.48e4		5.12	5.26	2.89	10.7	107.1	NO
17	20	PFNS	549.1>80.1	2.22e3	3.68e3		5.08	5.35	7.54	8.15	81.5	NO
18	21	N-MeFOSAA	570.1 > 419	6.21e3	5.71e3		5.29	5.44	13.6	9.37	93.7	NO
19	22	N-EtFOSAA	584.2 > 419	4.98e3	6.88e3		5.45	5.59	9.05	8.83	88.3	NO
20	23	PFUdA	563.0 > 518.9	1.46e4	2.09e4		5.46	5.61	8.75	8.81	88.1	NO
21	24	PFDS	598.8 > 80	3.17e3	2.09e4		5.51	5.65	1.89	8.17	81.7	NO
22	25	PFDoA	612.9 > 569.0	1.41e4	1.78e4		5.74	5.88	9.90	7.99	79.9	NO
23	26	N-MeFOSA	512.1 > 168.9		1.88e4		5.84				(A)	NO
24	27	PFTrDA	662.9 > 618.9	1.92e4	1.78e4		5.98	6.12	13.4	10.2	101.6	NO
25	28	PFTeDA	712.9 > 668.8	1.53e4	1.16e4		6.20	6.33	16.5	8.46	84.6	NO
26	29	N-EtFOSA	526.1 > 168.9		2.67e4		6.22				(A)	NO
27	30	PFHxDA	813.1 > 768.6		5.89e3		6.51					NO
28	31	PFODA	913.1 > 868.8		5.89e3		6.74					NO
29	32	N-MeFOSE	616.1 > 58.9		1.74e4		6.31					NO
30	33	N-EtFOSE	630.1 > 58.9		1.93e4		6.45					NO
31	34	13C3-PFBA	216.1 > 171.8	1.15e4	1.23e4	0.892	1.46	1.64	11.7	13.1	104.9	NO

gm 2/24/18

Vista Analytical Laboratory

Dataset: F:\Projects\PFAS.PRO\Results\180223M2\180223M2-13.qld

Last Altered: Saturday, February 24, 2018 15:35:09 Pacific Standard Time
Printed: Saturday, February 24, 2018 15:35:33 Pacific Standard Time

Name: 180223M2_13, Date: 23-Feb-2018, Time: 22:53:52, ID: ICV180223M2-1 PFC ICV 18B2311, Description: PFC ICV 18B2311

	#	Name	Trace	Area	IS Area	RRF	Pred.RT	RT	y Axis Resp.	Conc.	%Rec	Recovery Out
32	35	13C3-PFPeA	266. > 221.8	1.32e4	1.32e4	0.919	2.42	2.60	12.5	13.6	109.2	NO
33	36	13C3-PFBS	302. > 98.8	1.71e3	1.32e4	0.116	2.69	2.87	1.62	14.0	112.0	NO
34	37	13C2-PFHxA	315 > 269.8	3.97e3	1.32e4	0.732	3.19	3.36	3.76	5.14	102.7	NO
35	38	13C4-PFHpA	367.2 > 321.8	1.10e4	1.32e4	0.717	3.81	3.98	10.4	14.6	116.6	NO
36	39	18O2-PFHxS	403.0 > 102.6	1.24e3	3.54e3	0.368	3.96	4.12	4.38	11.9	95.3	NO
37	40	13C2-PFOA	414.9 > 369.7	1.48e4	1.23e4	1.311	4.33	4.49	15.0	11.5	91.7	NO
38	41	13C5-PFNA	468.2 > 422.9	1.01e4	1.24e4	0.974	4.76	4.92	10.2	10.4	83.4	NO
39	42	13C8-PFOSA	506.1 > 77.7	3.22e3	1.84e4	0.187	4.83	4.98	2.19	11.7	93.6	NO
40	43	13C8-PFOS	507.0 > 79.9	3.68e3	3.19e3	1.075	4.84	4.99	14.4	13.4	107.4	NO
41	44	13C2-PFDA	515.1 > 469.9	1.33e4	1.35e4	1.019	5.14	5.29	12.3	12.1	96.4	NO
42	45	d3-N-MeFOSAA	573.3 > 419	5.71e3	1.84e4	0.325	5.29	5.43	3.89	12.0	95.8	NO
43	46	d5-N-EtFOSAA	589.3 > 419	6.88e3	1.84e4	0.345	5.45	5.59	4.69	13.6	108.7	NO
44	47	13C2-PFUdA	565 > 519.8	2.09e4	1.84e4	1.071	5.46	5.61	14.3	13.3	106.5	NO
45	48	13C2-PFDoA	615.0 > 569.7	1.78e4	1.84e4	0.995	5.74	5.88	12.2	12.2	97.7	NO
46	49	d3-N-MeFOSA	515.2 > 168.9	1.88e4	1.84e4	0.090	5.84	5.89	12.8	142	95.0	NO
47	50	13C2-PFTeDA	714.8 > 669.6	1.16e4	1.84e4	0.551	6.20	6.32	7.92	14.4	114.8	NO
48	51	d5-N-ETFOSA	531.1 > 168.9	2.67e4	1.84e4	0.127	6.22	6.24	18.2	143	95.6	NO
49	52	13C2-PFHxDA	815 > 769.7	5.89e3	1.84e4	0.752	6.51	6.62	4.01	5.34	106.8	NO
50	53	d7-N-MeFOSE	623.1 > 58.9	1.74e4	1.84e4	0.098	6.31	6.32	11.8	120	80.3	NO
51	54	d9-N-EtFOSE	639.2 > 58.8	1.93e4	1.84e4	0.086	6.45	6.47	13.2	152	101.5	NO
52	55	13C4-PFBA	217. > 171.8	1.23e4	1.23e4	1.000	1.46	1.64	12.5	12.5	100.0	NO
53	56	13C5-PFHxA	318 > 272.9	1.32e4	1.32e4	1.000	3.19	3.36	12.5	12.5	100.0	NO
54	57	13C3-PFHxS	401.9 > 79.9	3.54e3	3.54e3	1.000	3.96	4.12	12.5	12.5	100.0	NO
55	58	13C8-PFOA	421.3 > 376	1.23e4	1.23e4	1.000	4.33	4.49	12.5	12.5	100.0	NO
56	59	13C9-PFNA	472.2 > 426.9	1.24e4	1.24e4	1.000	4.70	4.92	12.5	12.5	100.0	NO
57	60	13C4-PFOS	503 > 79.9	3.19e3	3.19e3	1.000	4.84	5.00	12.5	12.5	100.0	NO
58	61	13C6-PFDA	519.1 > 473.7	1.35e4	1.35e4	1.000	5.14	5.29	12.5	12.5	100.0	NO
59	62	13C7-PFUdA	570.1 > 524.8	1.84e4	1.84e4	1.000	5.46	5.61	12.5	12.5	100.0	NO

Dataset: F:\Projects\PFAS.PRO\Results\180223M2\180223M2-13.qld

Last Altered: Saturday, February 24, 2018 15:35:09 Pacific Standard Time
Printed: Saturday, February 24, 2018 15:35:33 Pacific Standard Time

Method: F:\Projects\PFAS.PRO\MethDB\PFAS_FULL_80C_022318.mdb 24 Feb 2018 14:29:21
Calibration: F:\Projects\PFAS.PRO\CurveDB\C18_VAL-PFAS_Q4_02-23-18-FULL.cdb 24 Feb 2018 15:27:24

Name: 180223M2_13, Date: 23-Feb-2018, Time: 22:53:52, ID: ICV180223M2-1 PFC ICV 18B2311, Description: PFC ICV 18B2311

PFBA

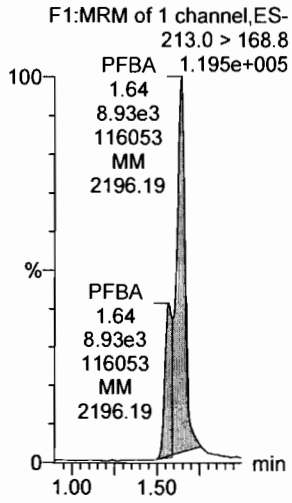

PFPeA

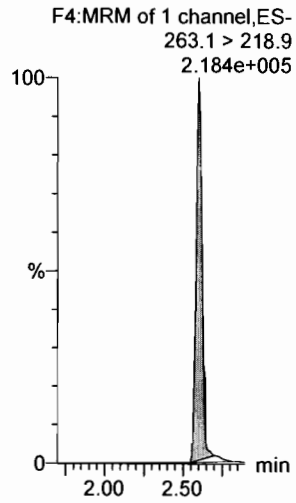

PFBS

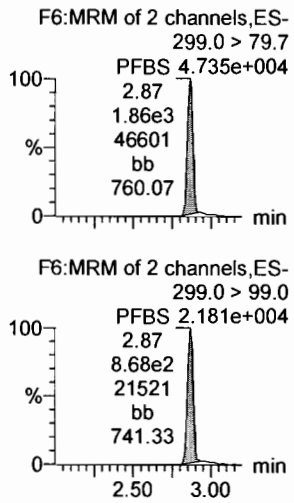

4:2 FTS

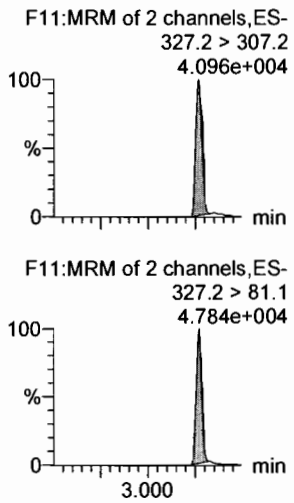

PFHxA

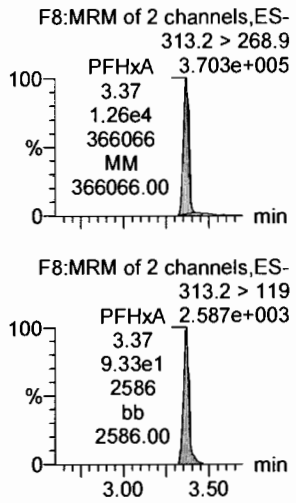

PFPeS

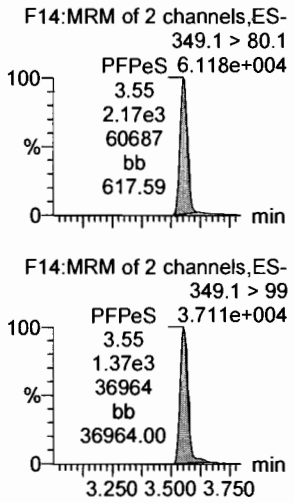

13C3-PFBA

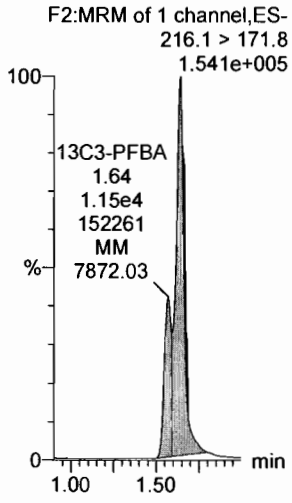

13C3-PFBA

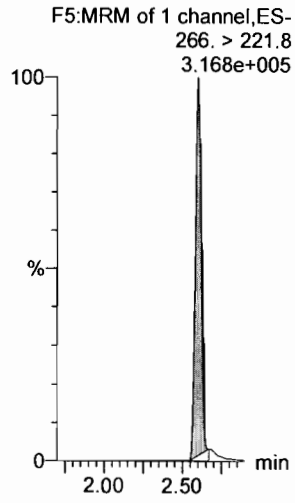

13C3-PFBS

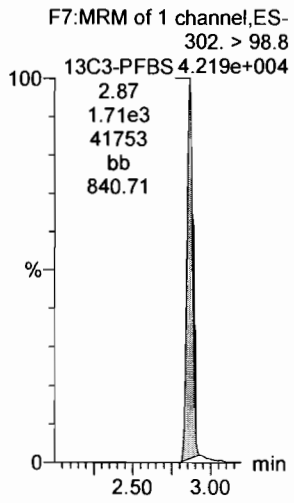

13C3-PFBS

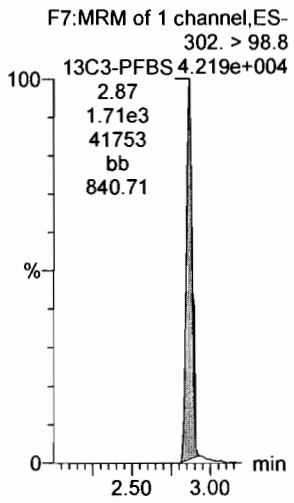

13C2-PFHxA

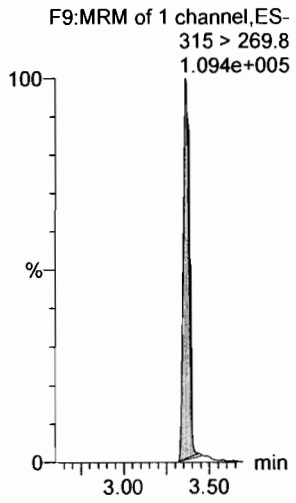

13C3-PFBS

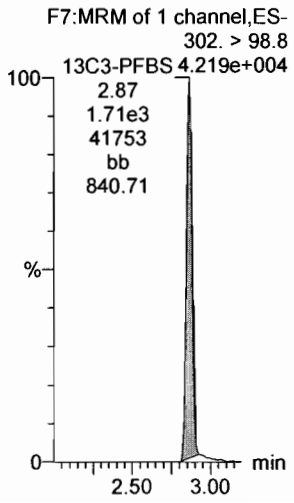

Dataset: F:\Projects\PFAS.PRO\Results\180223M2\180223M2-13.qld

Last Altered: Saturday, February 24, 2018 15:35:09 Pacific Standard Time
Printed: Saturday, February 24, 2018 15:35:33 Pacific Standard Time

Name: 180223M2_13, Date: 23-Feb-2018, Time: 22:53:52, ID: ICV180223M2-1 PFC ICV 18B2311, Description: PFC ICV 18B2311

6:2 FTS

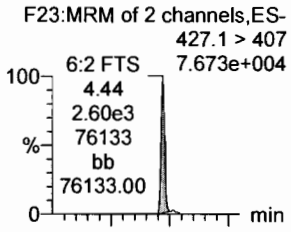

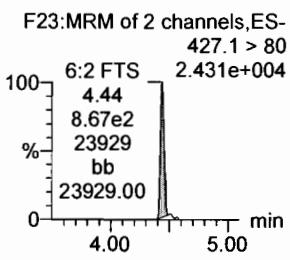

PFHpA

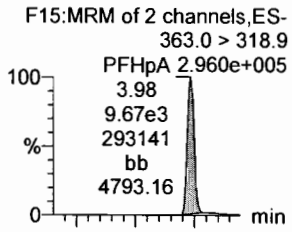

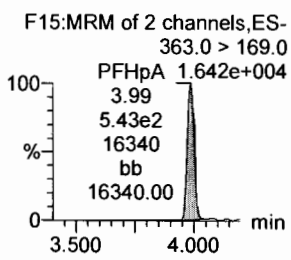

L-PFHxS

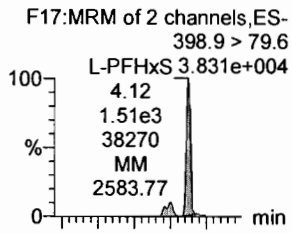

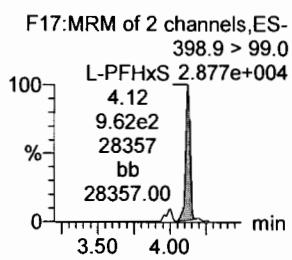

L-PFOA

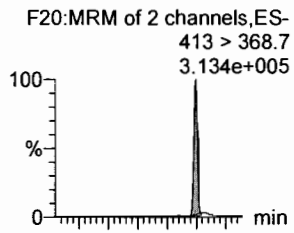

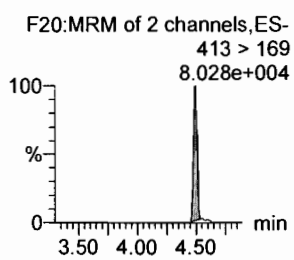

PFHpS

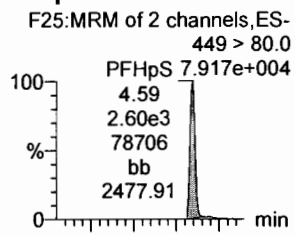

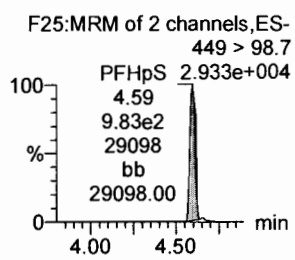

PFNA

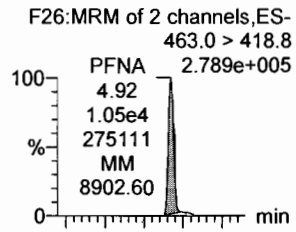

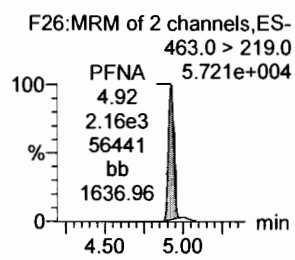

18O2-PFHxS

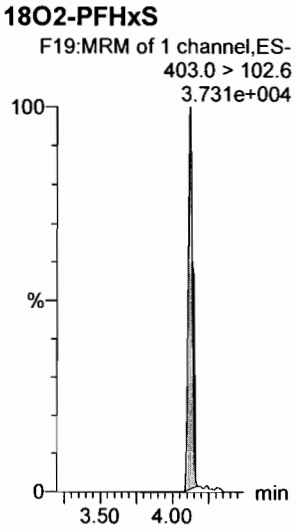

13C4-PFHpA

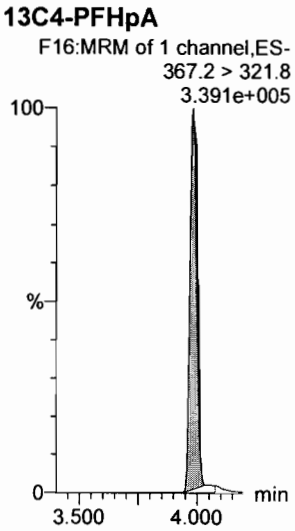

13C2-PFOA

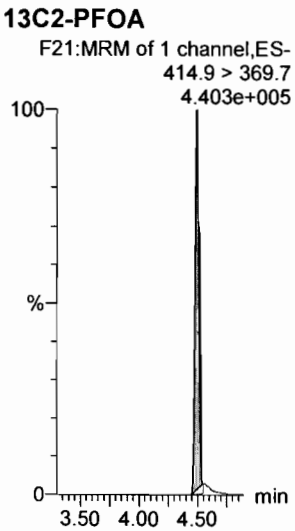

13C2-PFOA

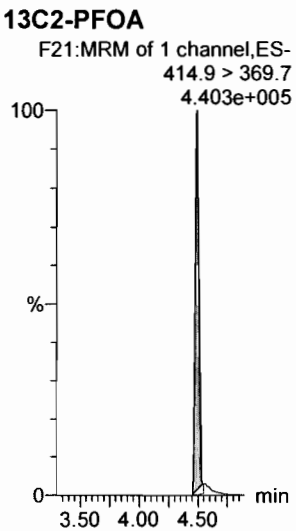

13C2-PFOA

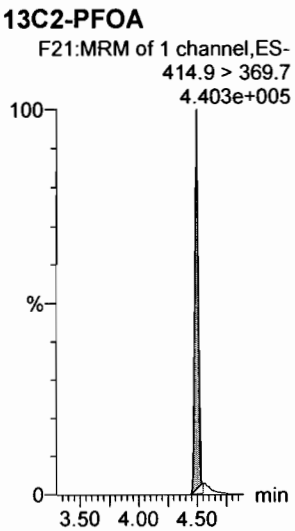

13C5-PFNA

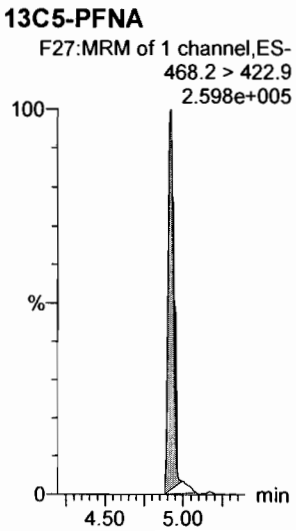

Dataset: F:\Projects\PFAS.PRO\Results\180223M2\180223M2-13.qld

Last Altered: Saturday, February 24, 2018 15:35:09 Pacific Standard Time
Printed: Saturday, February 24, 2018 15:35:33 Pacific Standard Time

Name: 180223M2_13, Date: 23-Feb-2018, Time: 22:53:52, ID: ICV180223M2-1 PFC ICV 18B2311, Description: PFC ICV 18B2311

PFOSA

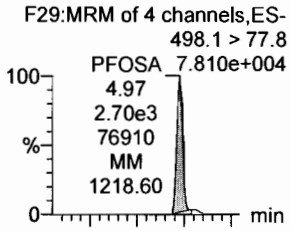

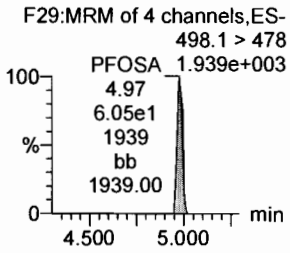

L-PFOS

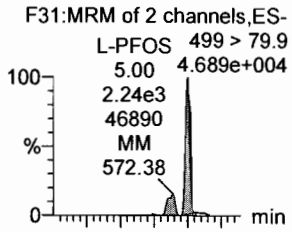

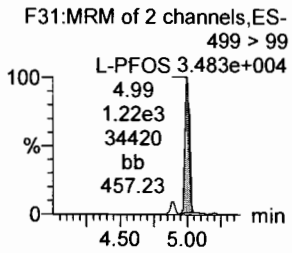

PFDA

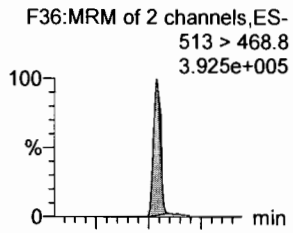

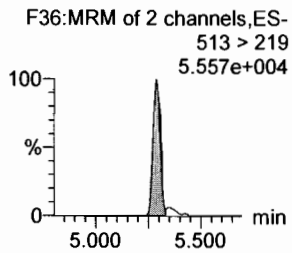

8:2 FTS

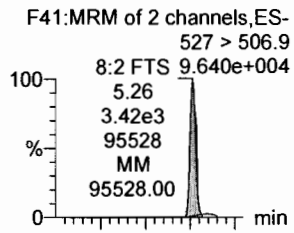

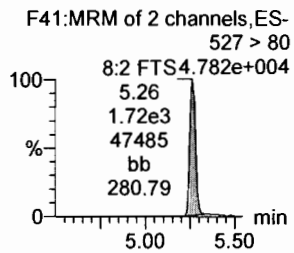

PFNS

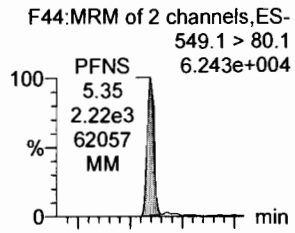

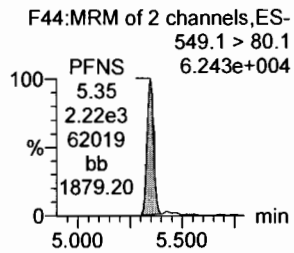

N-MeFOSAA

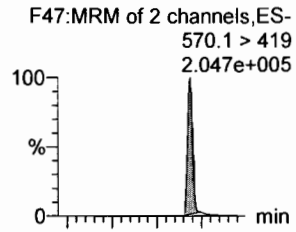

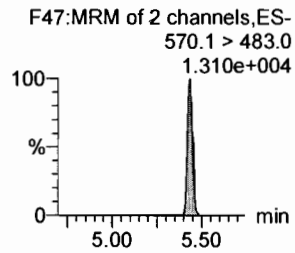

13C8-PFOSA

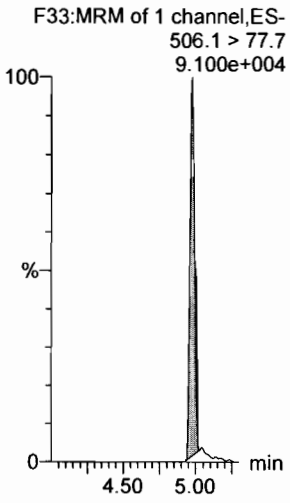

13C8-PFOS

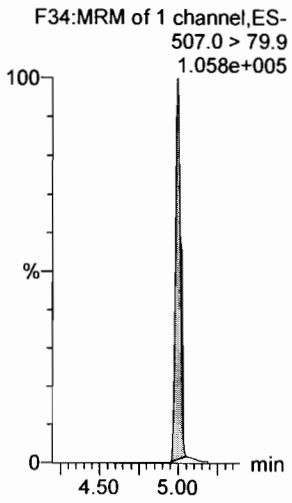

13C2-PFDA

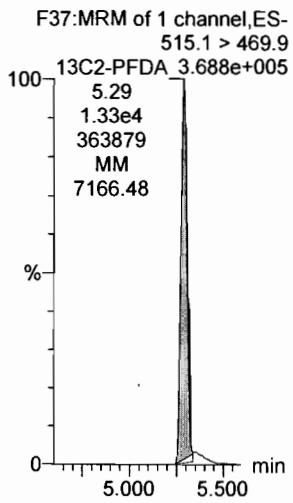

13C2-PFOA

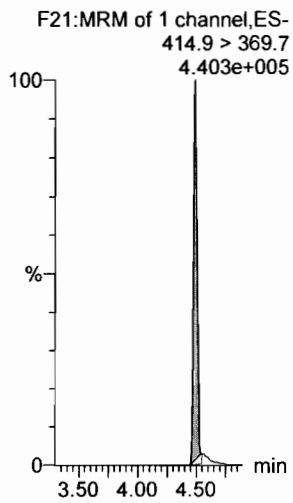

13C2-PFOA

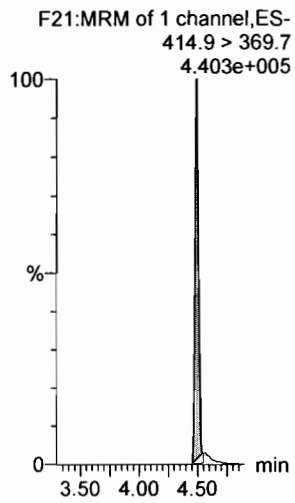

d3-N-MeFOSAA

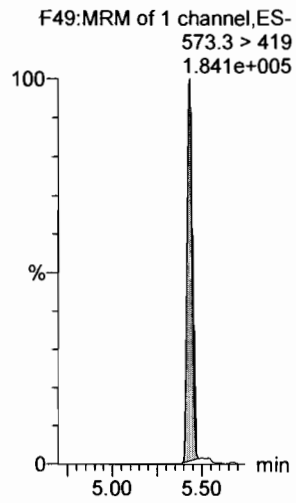

Dataset: F:\Projects\PFAS.PRO\Results\180223M2\180223M2-13.qld

Last Altered: Saturday, February 24, 2018 15:35:09 Pacific Standard Time
Printed: Saturday, February 24, 2018 15:35:33 Pacific Standard Time

Name: 180223M2_13, Date: 23-Feb-2018, Time: 22:53:52, ID: ICV180223M2-1 PFC ICV 18B2311, Description: PFC ICV 18B2311

N-EtFOSAA

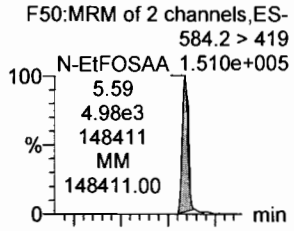

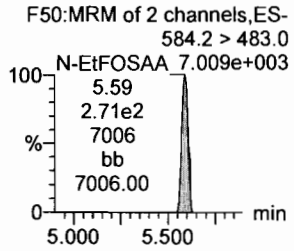

PFDoA

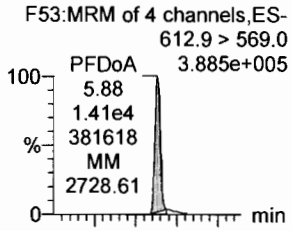

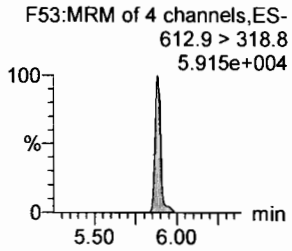

PFDS

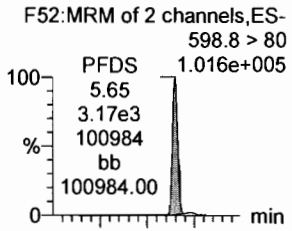

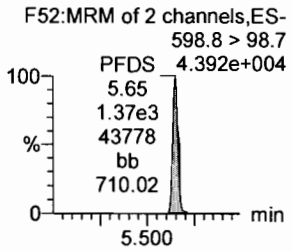

PFUdA

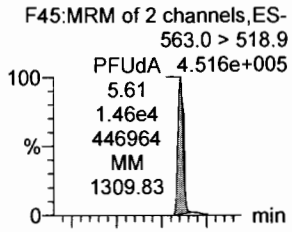

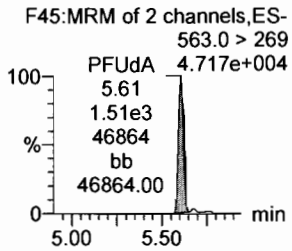

N-MeFOSA

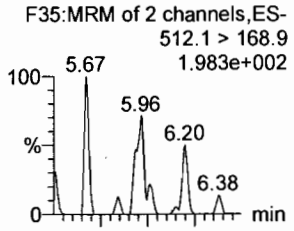

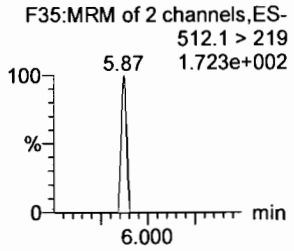

PFTrDA

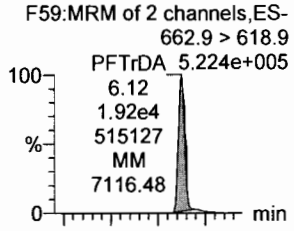

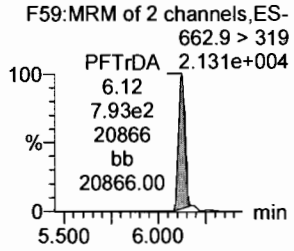

d5-N-EtFOSAA

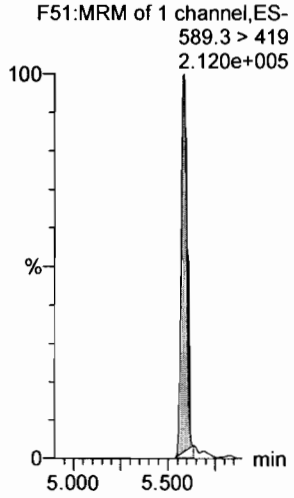

13C2-PFDoA

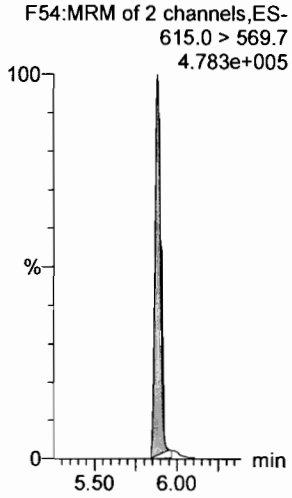

13C2-PFUdA

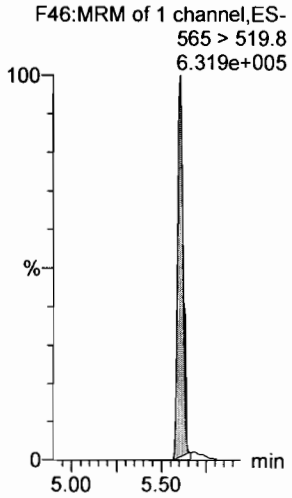

13C2-PFUdA

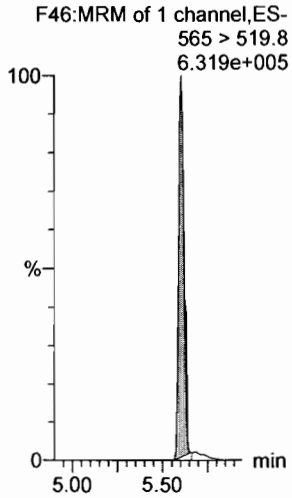

d3-N-MeFOSA

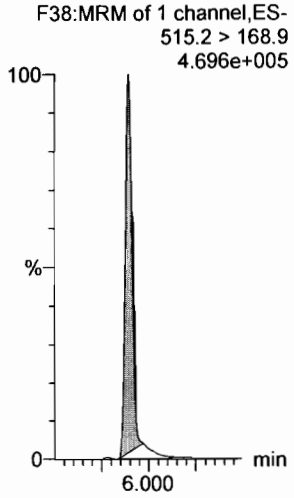

13C2-PFDoA

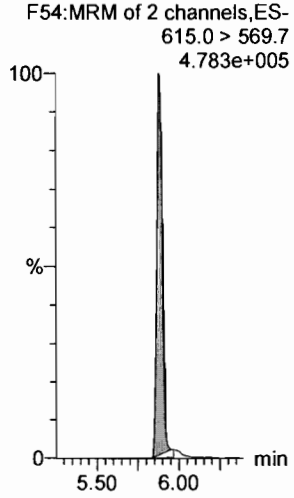

Dataset: F:\Projects\PFAS.PRO\Results\180223M2\180223M2-13.qld

Last Altered: Saturday, February 24, 2018 15:35:09 Pacific Standard Time
Printed: Saturday, February 24, 2018 15:35:33 Pacific Standard Time

Name: 180223M2_13, Date: 23-Feb-2018, Time: 22:53:52, ID: ICV180223M2-1 PFC ICV 18B2311, Description: PFC ICV 18B2311

PFTeDA

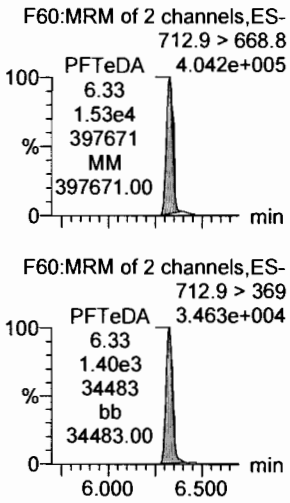

N-EtFOSA

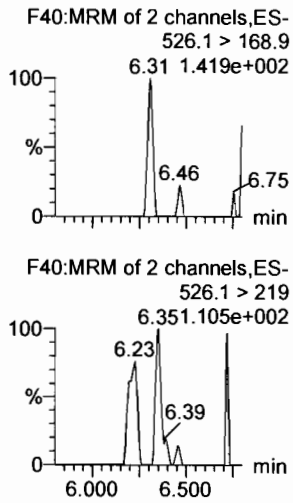

PFHxDA

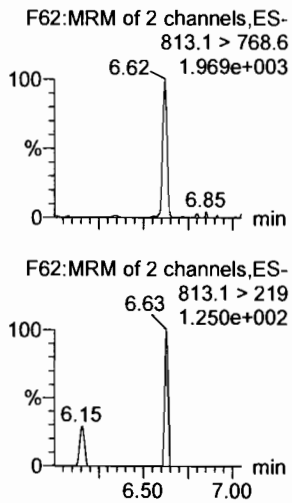

PFODA

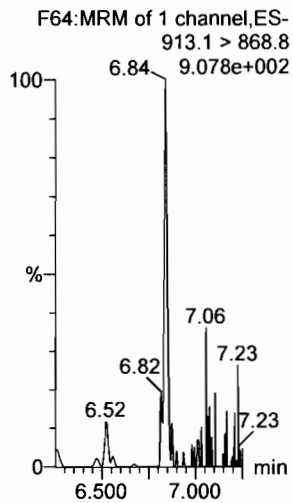

N-MeFOSE

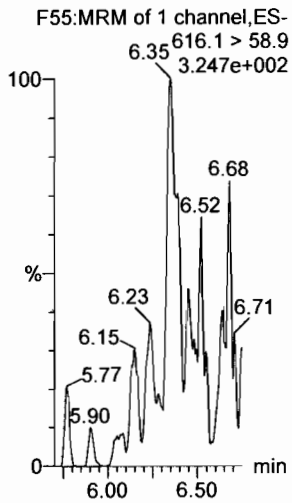

N-EtFOSE

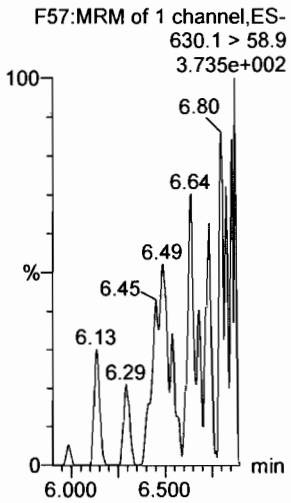

13C2-PFTeDA

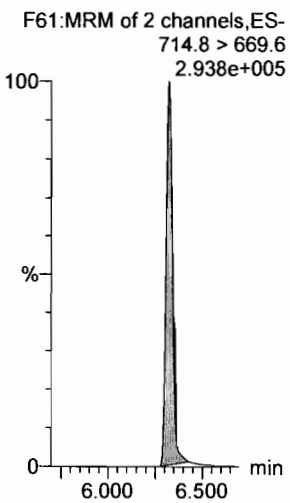

d5-N-ETFOSA

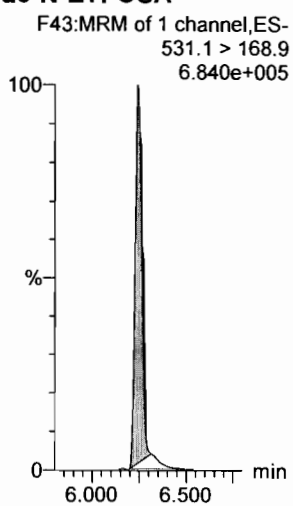

13C2-PFHxDA

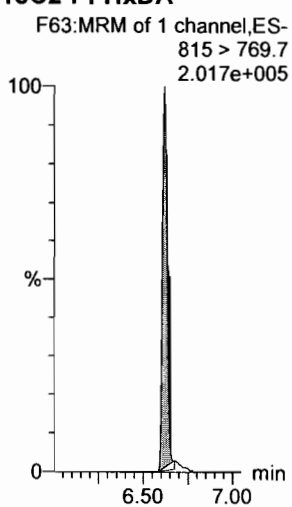

13C2-PFHxDA

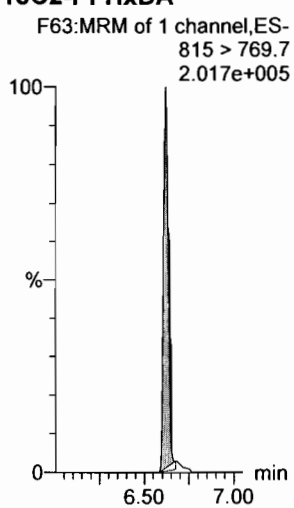

d7-N-MeFOSE

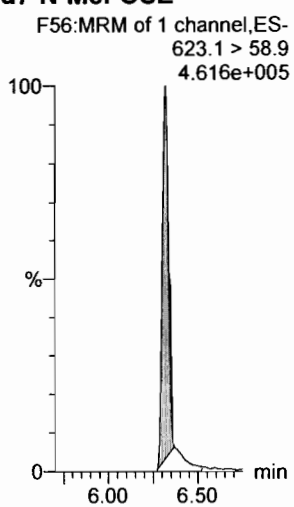

d9-N-EtFOSE

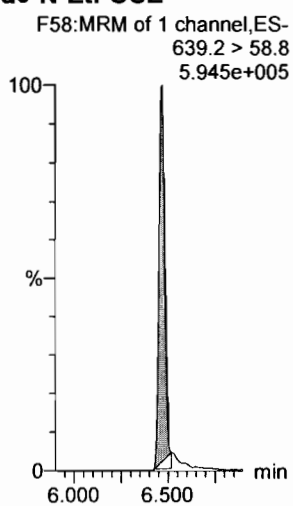

Dataset: F:\Projects\PFAS.PRO\Results\180223M2\180223M2-13.qld

Last Altered: Saturday, February 24, 2018 15:35:09 Pacific Standard Time
Printed: Saturday, February 24, 2018 15:35:33 Pacific Standard Time

Name: 180223M2_13, Date: 23-Feb-2018, Time: 22:53:52, ID: ICV180223M2-1 PFC ICV 18B2311, Description: PFC ICV 18B2311

13C4-PFBA

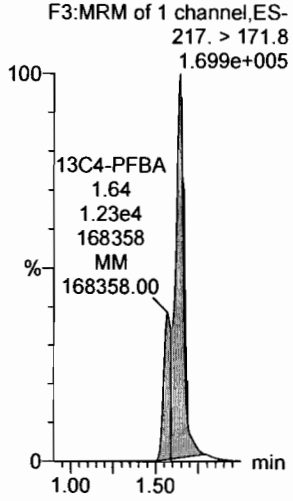

13C5-PFHxA

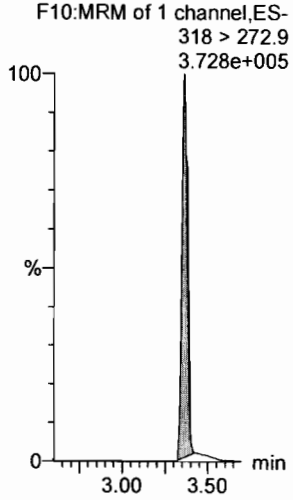

13C3-PFHxS

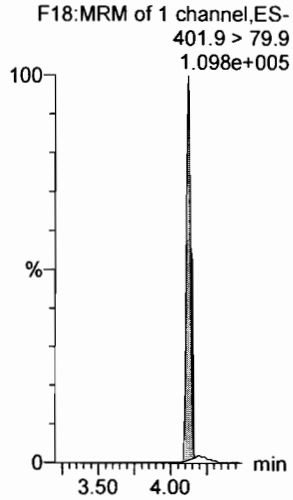

13C8-PFOA

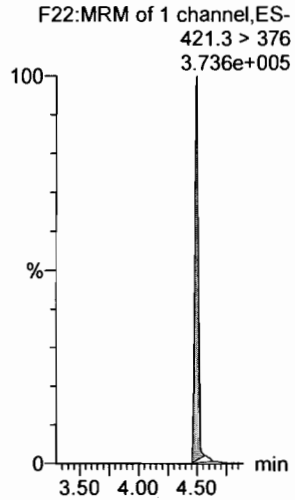

13C9-PFNA

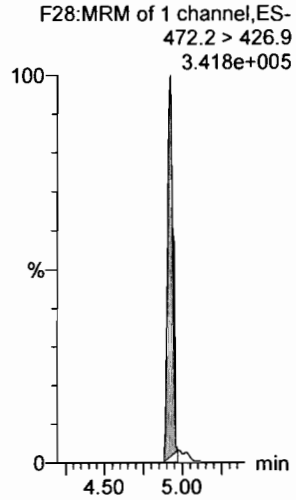

13C4-PFOS

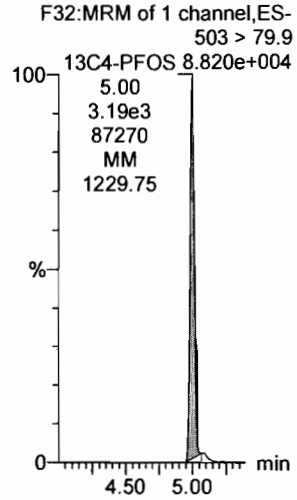

13C6-PFDA

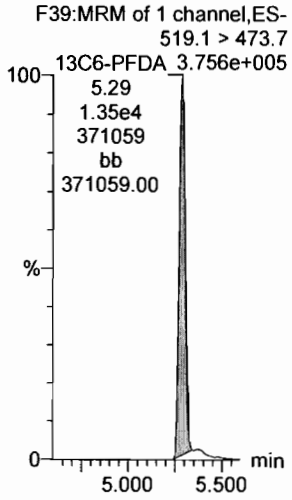

13C7-PFUdA

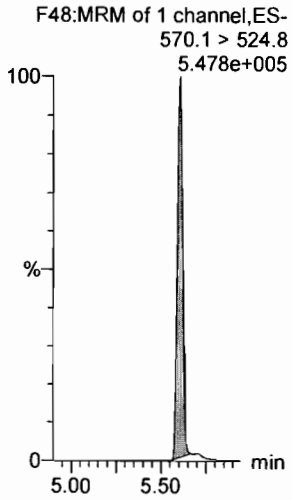

Vista Analytical Laboratory

Dataset: Untitled

Last Altered: Friday, February 23, 2018 18:46:06 Pacific Standard Time
Printed: Friday, February 23, 2018 18:46:09 Pacific Standard Time

Method: F:\Projects\PFAS.PRO\MethDB\PFAS_FULL_80C_022218.mdb 23 Feb 2018 08:58:55
Calibration: F:\Projects\PFAS.PRO\CurveDB\C18_VAL-PFAS_Q4_02-22-18-FULL.cdb 23 Feb 2018 10:57:03

Name: 180223M1_3, Date: 23-Feb-2018, Time: 15:37:32, ID: IPA, Description: IPA

PFBA

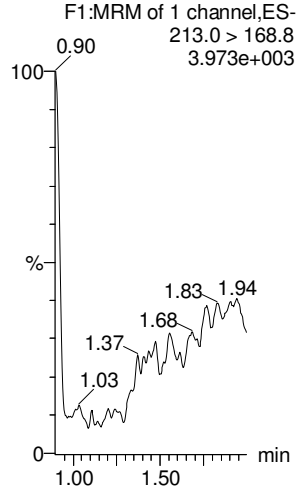

PFPeA

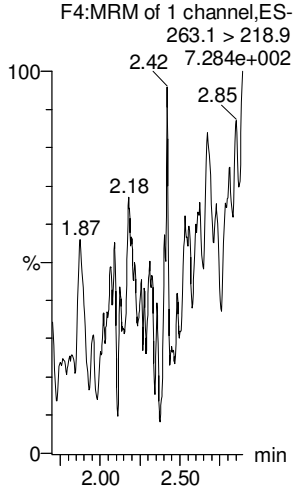

PFBS

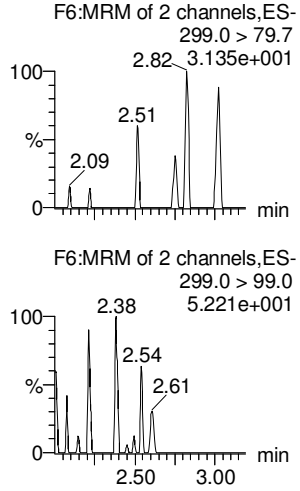

4:2 FTS

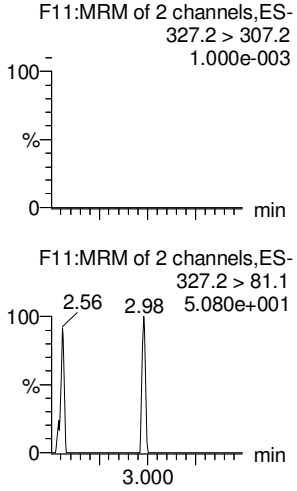

PFHxA

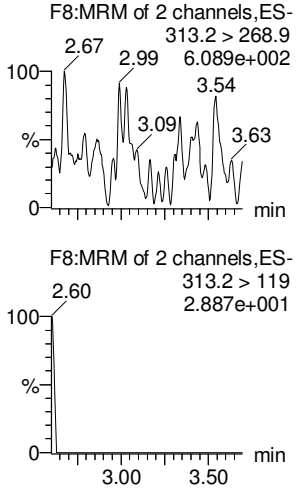

PFPeS

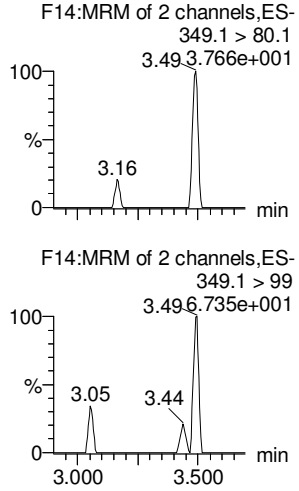

13C3-PFBA

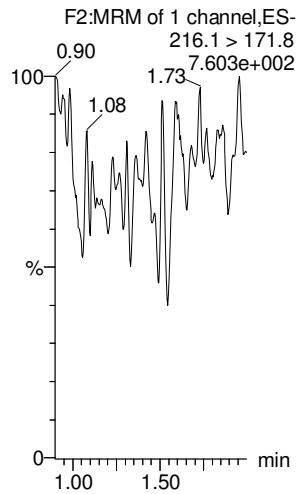

13C3-PFPeA

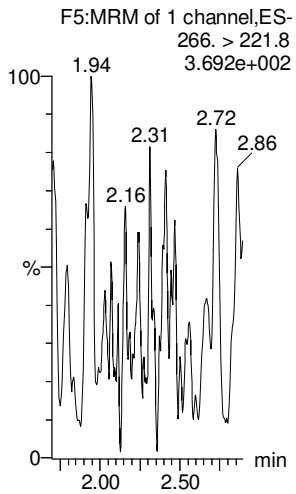

13C3-PFBS

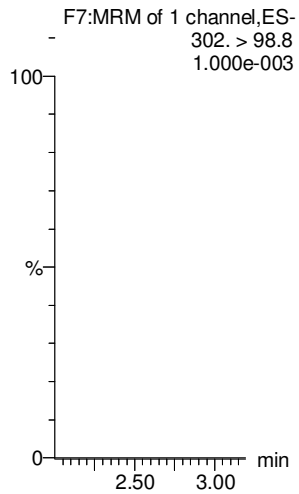

13C3-PFBS

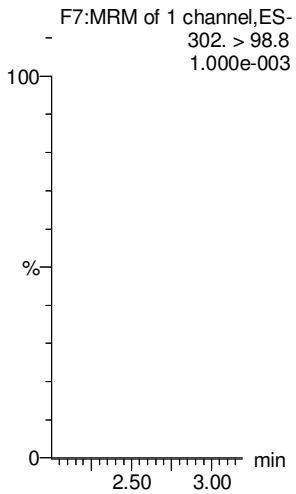

13C2-PFHxA

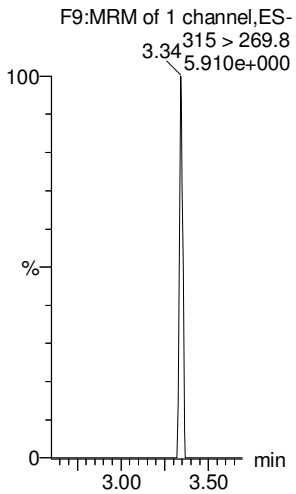

13C3-PFBS

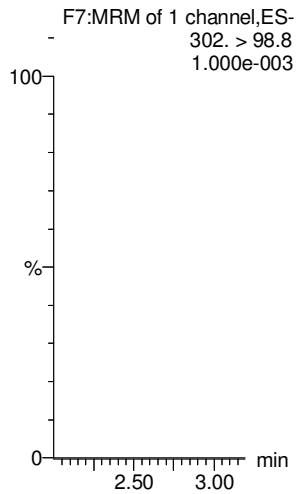

Dataset: Untitled

Last Altered: Friday, February 23, 2018 18:46:06 Pacific Standard Time
Printed: Friday, February 23, 2018 18:46:09 Pacific Standard Time

Name: 180223M1_3, Date: 23-Feb-2018, Time: 15:37:32, ID: IPA, Description: IPA

6:2 FTS

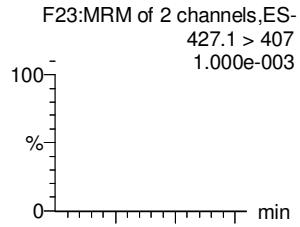

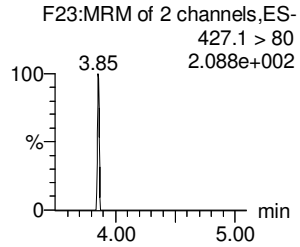

PFHpA

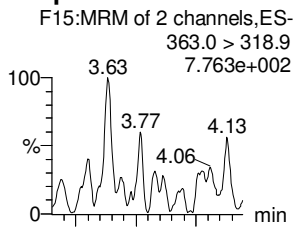

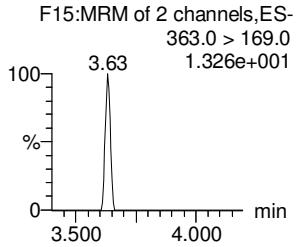

L-PFHxS

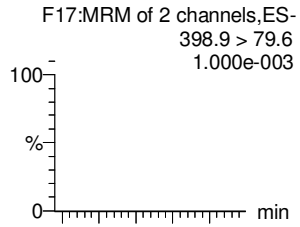

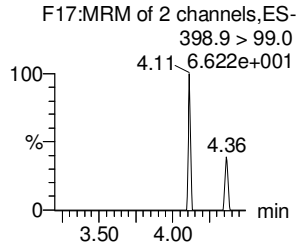

L-PFOA

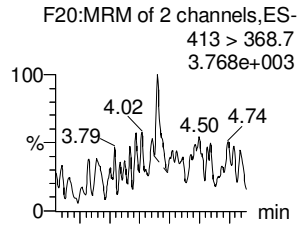

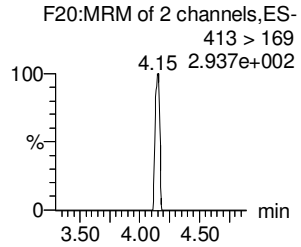

PFHpS

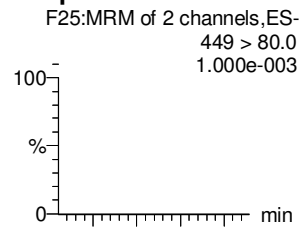

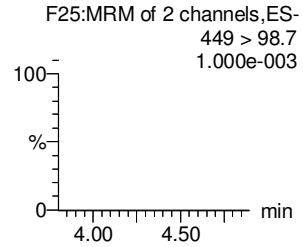

PFNA

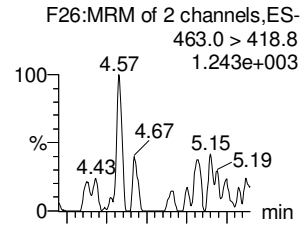

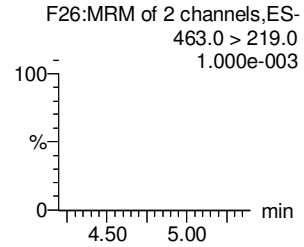

18O2-PFHxS

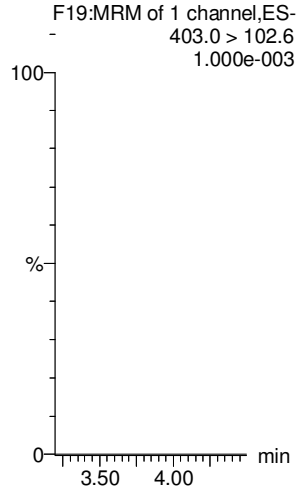

13C4-PFHpA

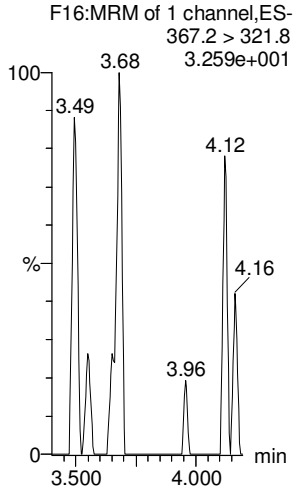

13C2-PFOA

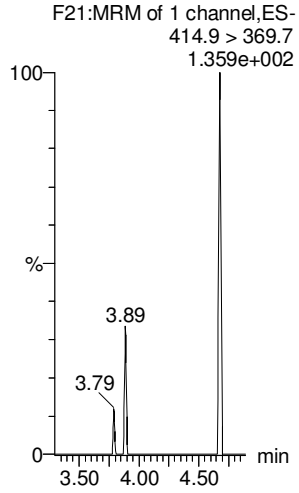

13C2-PFOA

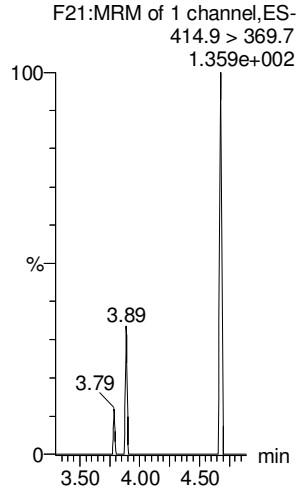

13C2-PFOA

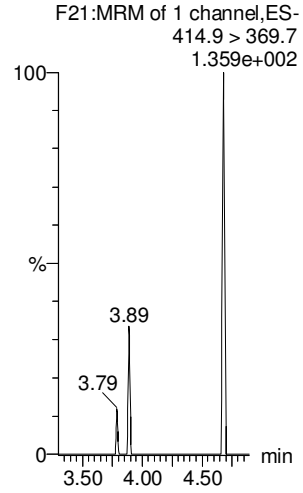

13C5-PFNA

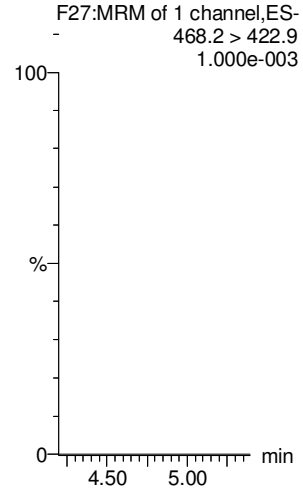

Dataset: Untitled

Last Altered: Friday, February 23, 2018 18:46:06 Pacific Standard Time
Printed: Friday, February 23, 2018 18:46:09 Pacific Standard Time

Name: 180223M1_3, Date: 23-Feb-2018, Time: 15:37:32, ID: IPA, Description: IPA

PFOSA

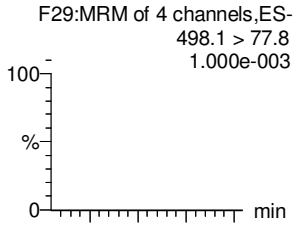

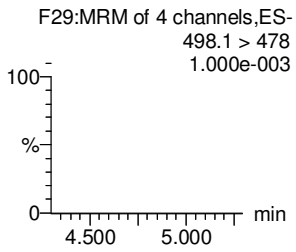

L-PFOS

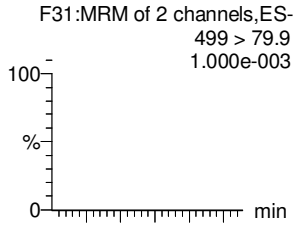

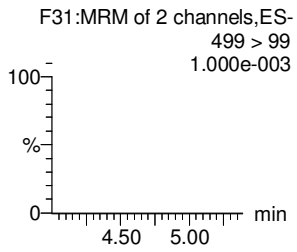

PFDA

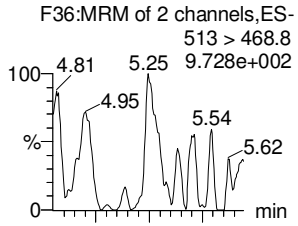

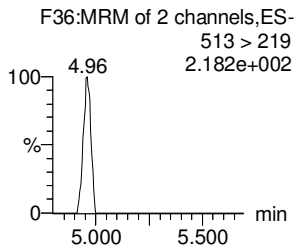

8:2 FTS

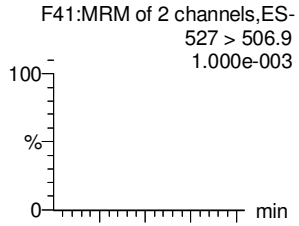

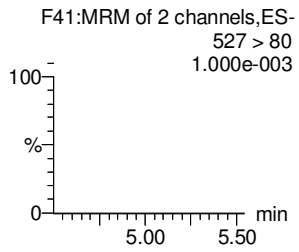

PFNS

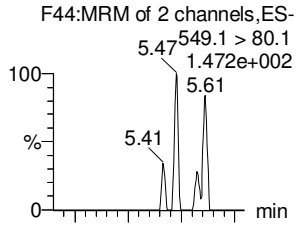

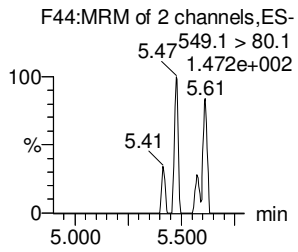

N-MeFOSAA

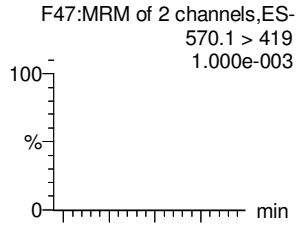

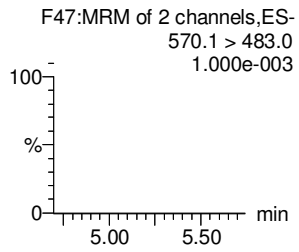

13C8-PFOSA

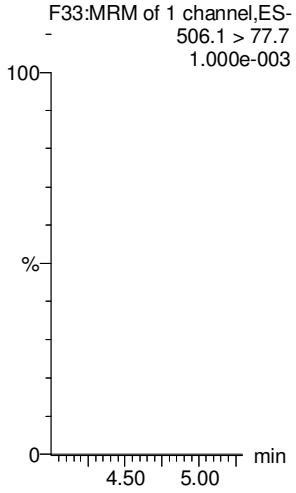

13C8-PFOS

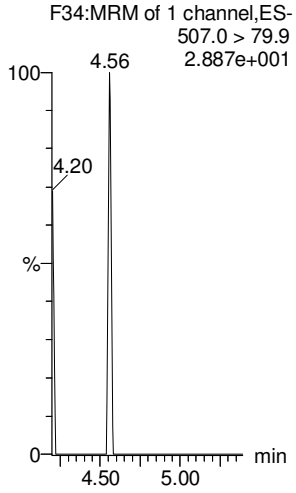

13C2-PFDA

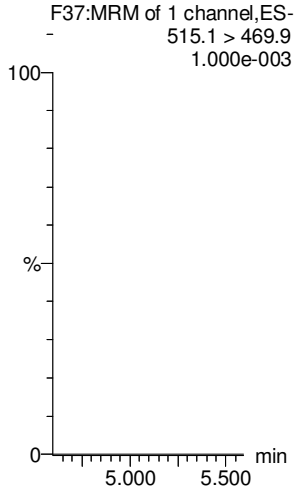

13C2-PFOA

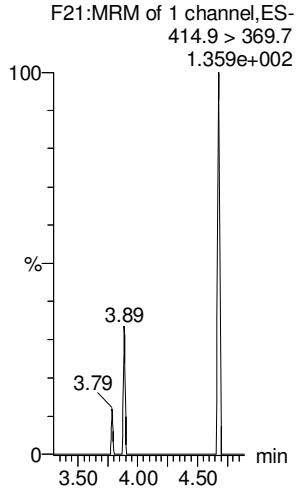

13C2-PFOA

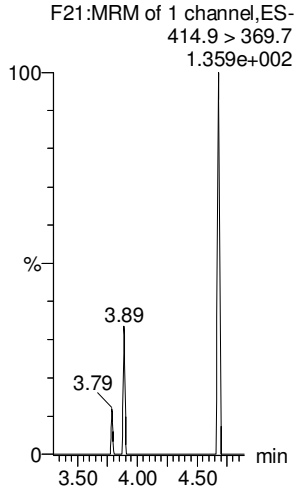

d3-N-MeFOSAA

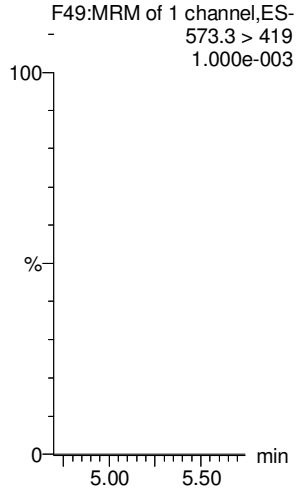

Vista Analytical Laboratory

Dataset: Untitled

Last Altered: Friday, February 23, 2018 18:46:06 Pacific Standard Time
Printed: Friday, February 23, 2018 18:46:09 Pacific Standard Time

Name: 180223M1_3, Date: 23-Feb-2018, Time: 15:37:32, ID: IPA, Description: IPA

N-EtFOSAA

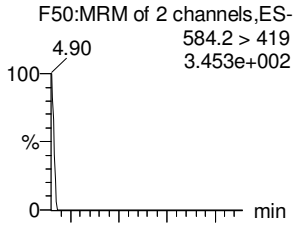

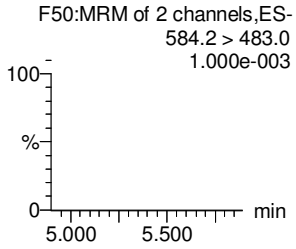

PFDoA

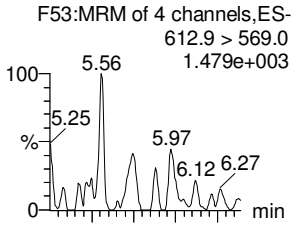

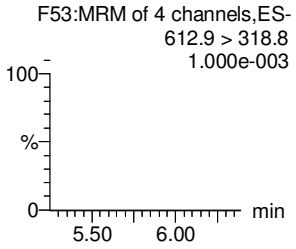

PFDS

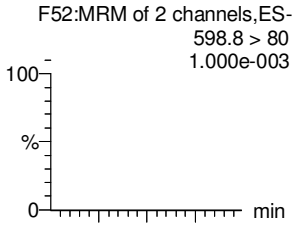

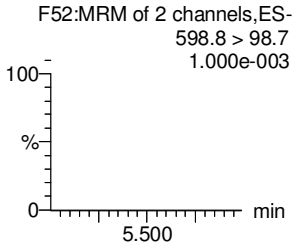

PFUdA

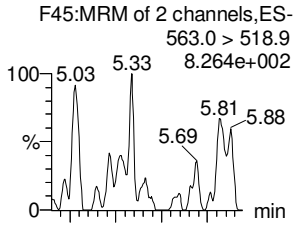

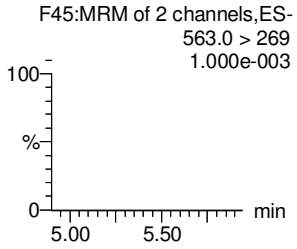

N-MeFOSA

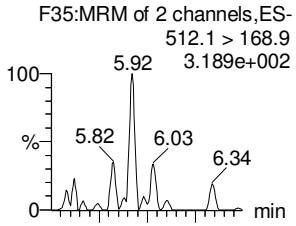

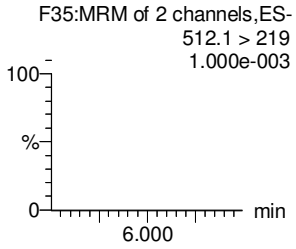

PFTrDA

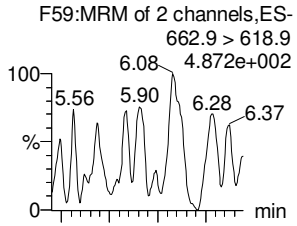

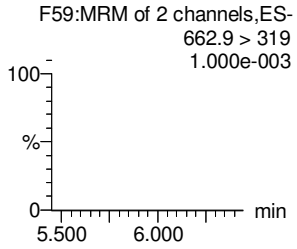

d5-N-EtFOSAA

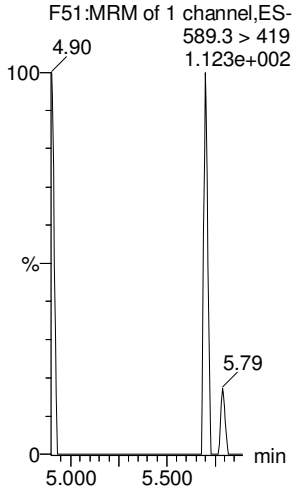

13C2-PFDoA

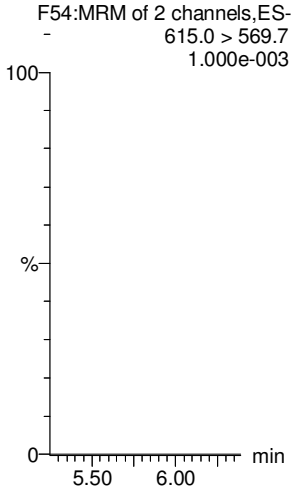

13C2-PFUdA

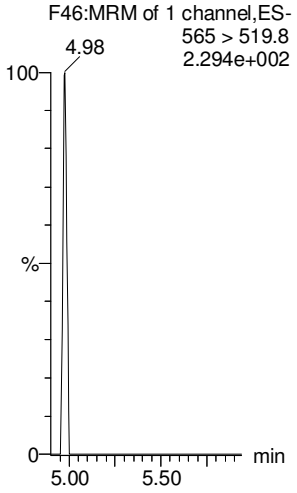

13C2-PFUdA

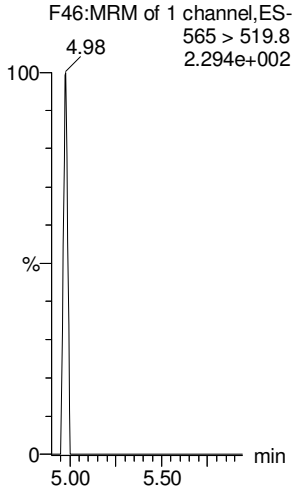

d3-N-MeFOSA

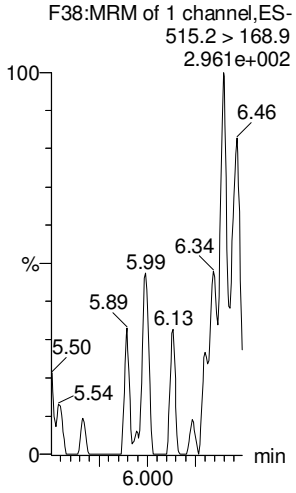

13C2-PFDoA

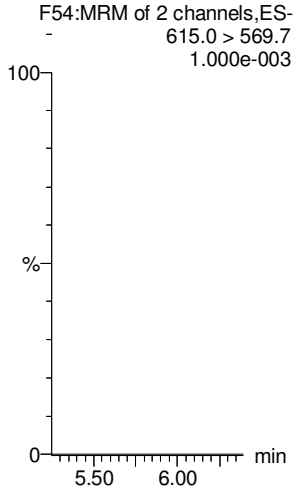

Vista Analytical Laboratory

Dataset: Untitled

Last Altered: Friday, February 23, 2018 18:46:06 Pacific Standard Time
Printed: Friday, February 23, 2018 18:46:09 Pacific Standard Time

Name: 180223M1_3, Date: 23-Feb-2018, Time: 15:37:32, ID: IPA, Description: IPA

PFTeDA

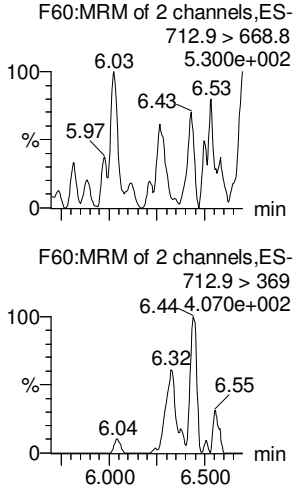

N-EtFOSA

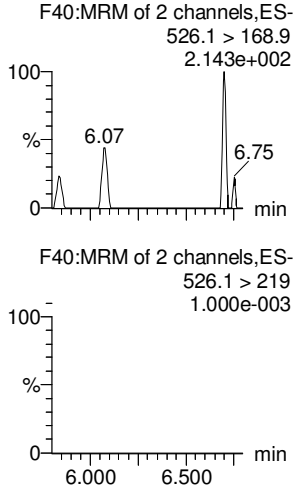

PFHxDA

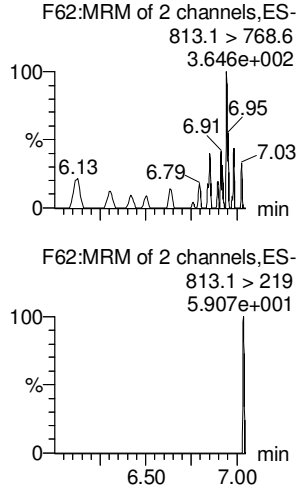

PFODA

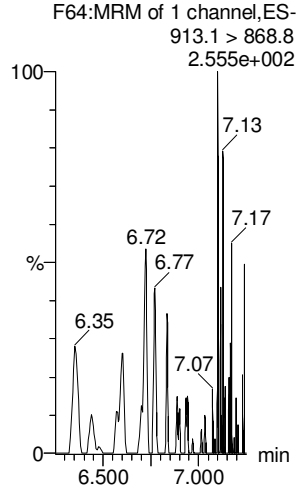

N-MeFOSE

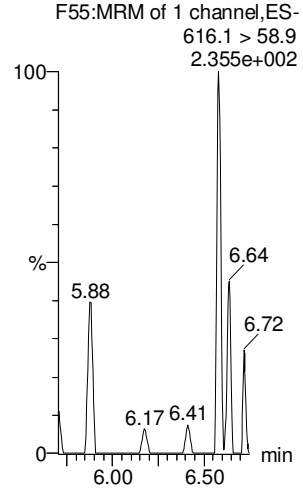

N-EtFOSE

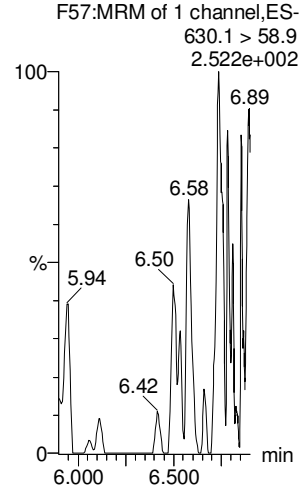

13C2-PFTeDA

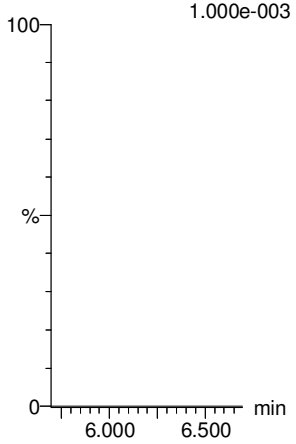

d5-N-ETFOSA

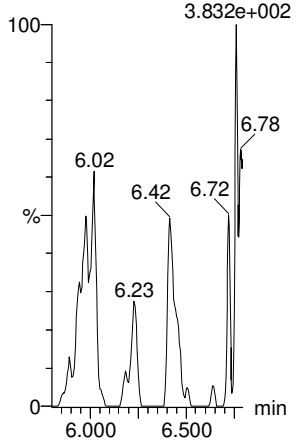

13C2-PFHxDA

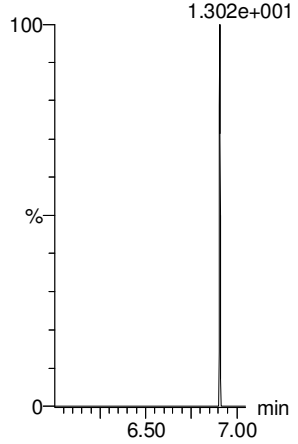

13C2-PFHxDA

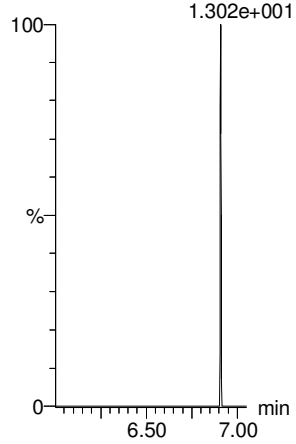

d7-N-MeFOSE

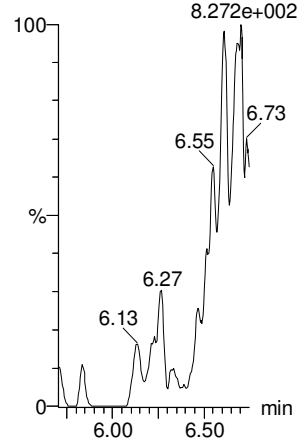

d9-N-EtFOSE

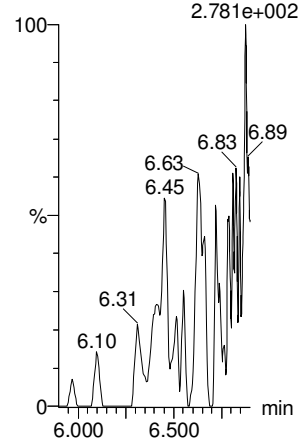

Vista Analytical Laboratory

Dataset: Untitled

Last Altered: Friday, February 23, 2018 18:46:06 Pacific Standard Time
Printed: Friday, February 23, 2018 18:46:09 Pacific Standard Time

Name: 180223M1_3, Date: 23-Feb-2018, Time: 15:37:32, ID: IPA, Description: IPA

13C4-PFBA

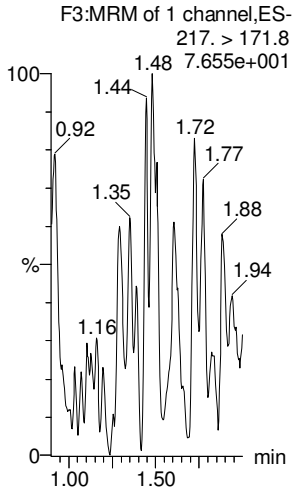

13C5-PFHxA

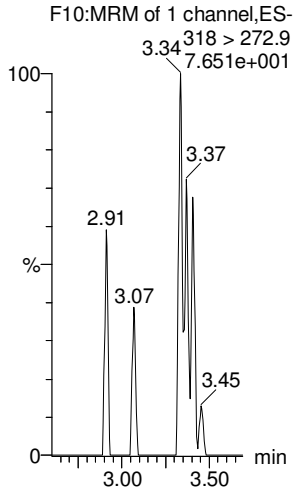

13C3-PFHxS

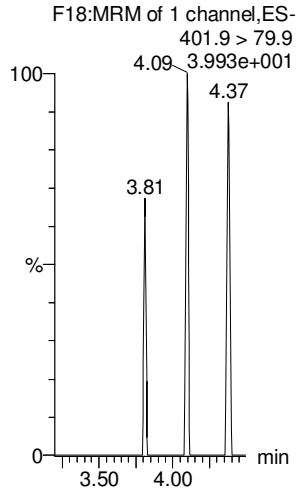

13C8-PFOA

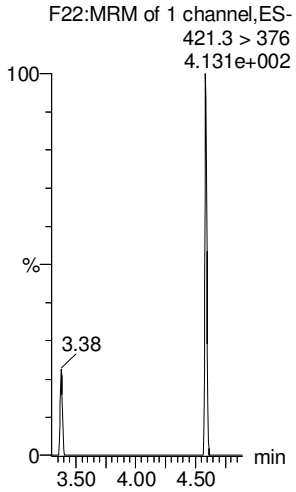

13C9-PFNA

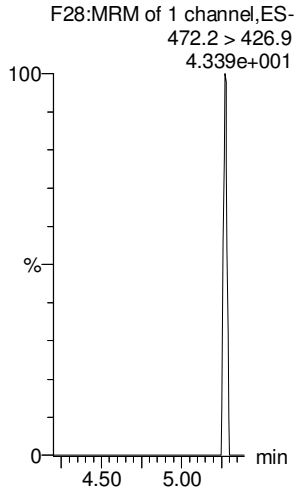

13C4-PFOS

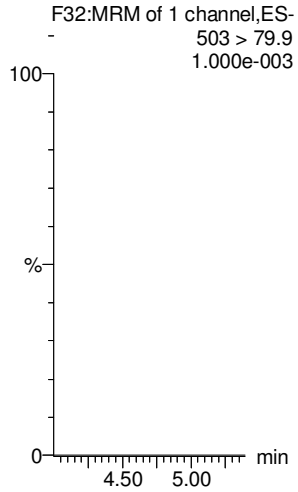

13C6-PFDA

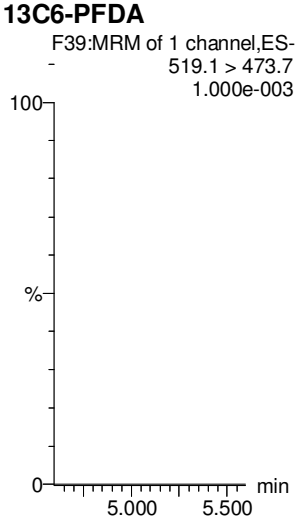

13C7-PFUdA

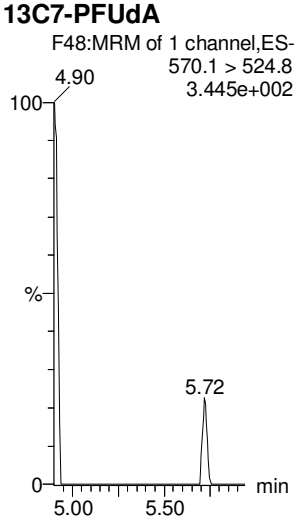

Vista Analytical Laboratory

Dataset: F:\Projects\PFAS.PRO\Results\180227M2\180227M2-CRV.qld

Last Altered: Tuesday, February 27, 2018 12:40:46 Pacific Standard Time
Printed: Tuesday, February 27, 2018 12:49:27 Pacific Standard Time

✓JA. 02/28/2018

Method: F:\Projects\PFAS.PRO\MethDB\PFAS_FULL_80C_022318.mdb 26 Feb 2018 09:30:45
Calibration: F:\Projects\PFAS.PRO\CurveDB\C18_VAL-PFAS_Q4_02-26-18-FULL.cdb 27 Feb 2018 12:40:46

Compound name: PFBA
Correlation coefficient: r = 0.999624, r^2 = 0.999248
Calibration curve: 1.18815 * x + -0.137971
Response type: Internal Std (Ref 34), Area * (IS Conc. / IS Area)
Curve type: Linear, Origin: Include, Weighting: 1/x, Axis trans: None

	#	Name	Type	Std. Conc	RT	Area	IS Area	Response	Conc.	%Dev	Conc. Flag	CoD	CoD Flag	x=excluded
1	1	180226M2_2	Standard	0.250	1.37	107.293	7709.014	0.174	0.3	5.0	NO	0.999	NO	bb
2	2	180226M2_3	Standard	0.500	1.36	209.039	7239.473	0.361	0.4	-16.0	NO	0.999	NO	bb
3	3	180226M2_4	Standard	1.000	1.35	319.971	5456.577	0.733	0.7	-26.7	NO	0.999	NO	bb
4	4	180226M2_5	Standard	2.000	1.35	1216.743	7008.429	2.170	1.9	-2.9	NO	0.999	NO	MM
5	5	180226M2_6	Standard	5.000	1.35	3199.242	7485.912	5.342	4.6	-7.8	NO	0.999	NO	MM
6	6	180226M2_7	Standard	10.000	1.35	6991.626	7070.023	12.361	10.5	5.2	NO	0.999	NO	MM
7	7	180226M2_8	Standard	50.000	1.35	32909.121	6862.690	59.942	50.6	1.1	NO	0.999	NO	MM
8	8	180226M2_9	Standard	100.000	1.35	68019.102	7466.737	113.870	96.0	-4.0	NO	0.999	NO	MM
9	9	180226M2_10	Standard	250.000	1.35	209617.234	9035.415	289.994	244.2	-2.3	NO	0.999	NO	MM
10	10	180226M2_11	Standard	500.000	1.35	444804.813	9185.841	605.286	509.6	1.9	NO	0.999	NO	MM

Compound name: PFPeA
Correlation coefficient: r = 0.999453, r^2 = 0.998907
Calibration curve: 0.992632 * x + 0.0341744
Response type: Internal Std (Ref 35), Area * (IS Conc. / IS Area)
Curve type: Linear, Origin: Exclude, Weighting: 1/x, Axis trans: None

	#	Name	Type	Std. Conc	RT	Area	IS Area	Response	Conc.	%Dev	Conc. Flag	CoD	CoD Flag	x=excluded
1	1	180226M2_2	Standard	0.250	2.34	230.061	10451.888	0.275	0.2	-2.9	NO	0.999	NO	MM
2	2	180226M2_3	Standard	0.500	2.32	396.449	10510.988	0.471	0.4	-11.9	NO	0.999	NO	MM
3	3	180226M2_4	Standard	1.000	2.31	854.332	10013.482	1.066	1.0	4.0	NO	0.999	NO	MM
4	4	180226M2_5	Standard	2.000	2.30	1678.427	9842.039	2.132	2.1	5.7	NO	0.999	NO	MM
5	5	180226M2_6	Standard	5.000	2.30	4174.744	10288.088	5.072	5.1	1.5	NO	0.999	NO	MM
6	6	180226M2_7	Standard	10.000	2.31	8539.876	10307.674	10.356	10.4	4.0	NO	0.999	NO	MM
7	7	180226M2_8	Standard	50.000	2.31	41130.469	10374.488	49.557	49.9	-0.2	NO	0.999	NO	MM
8	8	180226M2_9	Standard	100.000	2.31	84791.992	10343.438	102.471	103.2	3.2	NO	0.999	NO	MM
9	9	180226M2_10	Standard	250.000	2.31	193080.688	10259.481	235.247	237.0	-5.2	NO	0.999	NO	MM
10	10	180226M2_11	Standard	500.000	2.31	413516.344	10221.902	505.674	509.4	1.9	NO	0.999	NO	MM

Dataset: F:\Projects\PFAS.PRO\Results\180227M2\180227M2-CRV.qld

Last Altered: Tuesday, February 27, 2018 12:40:46 Pacific Standard Time
Printed: Tuesday, February 27, 2018 12:47:22 Pacific Standard Time

Compound name: PFPeA

	#	Name	Type	Std. Conc	RT	Area	IS Area	Response	Conc.	%Dev	Conc. Flag	CoD	CoD Flag	x=excluded
10	10	180226M2_11	Standard	500.000	2.31	413516.344	10221.902	505.674	509.4	1.9	NO	0.999	NO	MM

Compound name: PFBS
Coefficient of Determination: R^2 = 0.999267
Calibration curve: -0.000212929 * x^2 + 1.7721 * x + 0.0507636
Response type: Internal Std (Ref 36), Area * (IS Conc. / IS Area)
Curve type: 2nd Order, Origin: Exclude, Weighting: 1/x, Axis trans: None

	#	Name	Type	Std. Conc	RT	Area	IS Area	Response	Conc.	%Dev	Conc. Flag	CoD	CoD Flag	x=excluded
1	1	180226M2_2	Standard	0.250	2.61	58.696	1359.808	0.540	0.3	10.3	NO	0.999	NO	MM
2	2	180226M2_3	Standard	0.500	2.59	118.056	1478.836	0.998	0.5	6.9	NO	0.999	NO	bb
3	3	180226M2_4	Standard	1.000	2.59	170.131	1405.500	1.513	0.8	-17.5	NO	0.999	NO	MM
4	4	180226M2_5	Standard	2.000	2.58	421.988	1395.936	3.779	2.1	5.2	NO	0.999	NO	MM
5	5	180226M2_6	Standard	5.000	2.58	958.282	1406.310	8.518	4.8	-4.4	NO	0.999	NO	MM
6	6	180226M2_7	Standard	10.000	2.58	1999.395	1349.856	18.515	10.4	4.3	NO	0.999	NO	MM
7	7	180226M2_8	Standard	50.000	2.58	9598.794	1426.166	84.131	47.7	-4.6	NO	0.999	NO	MM
8	8	180226M2_9	Standard	100.000	2.58	19010.049	1402.449	169.436	96.7	-3.3	NO	0.999	NO	MM
9	9	180226M2_10	Standard	250.000	2.58	44317.434	1243.832	445.372	259.4	3.8	NO	0.999	NO	MM
10	10	180226M2_11	Standard	500.000	2.58	85482.375	1292.694	826.591	496.0	-0.8	NO	0.999	NO	MM

Compound name: 4:2 FTS
Coefficient of Determination: R^2 = 0.998010
Calibration curve: -0.000660045 * x^2 + 1.52034 * x + -0.0576986
Response type: Internal Std (Ref 36), Area * (IS Conc. / IS Area)
Curve type: 2nd Order, Origin: Exclude, Weighting: 1/x, Axis trans: None

	#	Name	Type	Std. Conc	RT	Area	IS Area	Response	Conc.	%Dev	Conc. Flag	CoD	CoD Flag	x=excluded
1	1	180226M2_2	Standard	0.250	3.00	53.787	1359.808	0.494	0.4	45.3	YES	0.998	NO	MMX
2	2	180226M2_3	Standard	0.500	2.99	65.961	1478.836	0.558	0.4	-19.1	NO	0.998	NO	bb
3	3	180226M2_4	Standard	1.000	2.99	182.643	1405.500	1.624	1.1	10.7	NO	0.998	NO	bb
4	4	180226M2_5	Standard	2.000	2.98	306.172	1395.936	2.742	1.8	-7.9	NO	0.998	NO	bb
5	5	180226M2_6	Standard	5.000	2.98	935.977	1406.310	8.319	5.5	10.5	NO	0.998	NO	bb
6	6	180226M2_7	Standard	10.000	2.98	1872.026	1349.856	17.335	11.5	15.0	NO	0.998	NO	bb
7	7	180226M2_8	Standard	50.000	2.98	7754.989	1426.166	67.971	45.7	-8.7	NO	0.998	NO	MM

Dataset: F:\Projects\PFAS.PRO\Results\180227M2\180227M2-CRV.qld

Last Altered: Tuesday, February 27, 2018 12:40:46 Pacific Standard Time
Printed: Tuesday, February 27, 2018 12:47:22 Pacific Standard Time

Compound name: 4:2 FTS

	#	Name	Type	Std. Conc	RT	Area	IS Area	Response	Conc.	%Dev	Conc. Flag	CoD	CoD Flag	x=excluded
8	8	180226M2_9	Standard	100.000	2.98	15622.295	1402.449	139.241	95.6	-4.4	NO	0.998	NO	MM
9	9	180226M2_10	Standard	250.000	2.98	35270.043	1243.832	354.449	263.3	5.3	NO	0.998	NO	bb
10	10	180226M2_11	Standard	500.000	2.98	60919.035	1292.694	589.071	493.0	-1.4	NO	0.998	NO	MM

Compound name: PFHxA
Coefficient of Determination: R^2 = 0.997026
Calibration curve: -0.000239527 * x^2 + 1.46589 * x + 0.0919244
Response type: Internal Std (Ref 37), Area * (IS Conc. / IS Area)
Curve type: 2nd Order, Origin: Include, Weighting: 1/x, Axis trans: None

	#	Name	Type	Std. Conc	RT	Area	IS Area	Response	Conc.	%Dev	Conc. Flag	CoD	CoD Flag	x=excluded
1	1	180226M2_2	Standard	0.250	3.09	329.073	3922.368	0.419	0.2	-10.6	NO	0.997	NO	bb
2	2	180226M2_3	Standard	0.500	3.08	577.620	3289.570	0.878	0.5	7.3	NO	0.997	NO	bb
3	3	180226M2_4	Standard	1.000	3.08	1077.669	3212.269	1.677	1.1	8.2	NO	0.997	NO	bb
4	4	180226M2_5	Standard	2.000	3.07	2107.193	3464.917	3.041	2.0	0.6	NO	0.997	NO	bb
5	5	180226M2_6	Standard	5.000	3.07	4790.269	3267.159	7.331	4.9	-1.2	NO	0.997	NO	bb
6	6	180226M2_7	Standard	10.000	3.07	10637.564	3127.875	17.004	11.6	15.6	NO	0.997	NO	bd
7	7	180226M2_8	Standard	50.000	3.07	47869.969	2851.471	83.939	57.7	15.5	NO	0.997	NO	MM
8	8	180226M2_9	Standard	100.000	3.07	94398.469	3635.544	129.827	89.8	-10.2	NO	0.997	NO	MM
9	9	180226M2_10	Standard	250.000	3.07	231613.219	3308.235	350.056	248.9	-0.5	NO	0.997	NO	MM
10	10	180226M2_11	Standard	500.000	3.07	421768.781	3121.175	675.657	502.0	0.4	NO	0.997	NO	MM

Compound name: PFPeS
Correlation coefficient: r = 0.997697, r^2 = 0.995399
Calibration curve: 1.76399 * x + 0.0670382
Response type: Internal Std (Ref 36), Area * (IS Conc. / IS Area)
Curve type: Linear, Origin: Exclude, Weighting: 1/x, Axis trans: None

	#	Name	Type	Std. Conc	RT	Area	IS Area	Response	Conc.	%Dev	Conc. Flag	CoD	CoD Flag	x=excluded
1	1	180226M2_2	Standard	0.250	3.29	53.185	1359.808	0.489	0.2	-4.3	NO	0.995	NO	MM
2	2	180226M2_3	Standard	0.500	3.28	81.829	1478.836	0.692	0.4	-29.2	NO	0.995	NO	bb
3	3	180226M2_4	Standard	1.000	3.28	183.573	1405.500	1.633	0.9	-11.2	NO	0.995	NO	bb
4	4	180226M2_5	Standard	2.000	3.27	452.541	1395.936	4.052	2.3	13.0	NO	0.995	NO	bb
5	5	180226M2_6	Standard	5.000	3.27	1084.836	1406.310	9.643	5.4	8.6	NO	0.995	NO	bb

Dataset: F:\Projects\PFAS.PRO\Results\180227M2\180227M2-CRV.qld

Last Altered: Tuesday, February 27, 2018 12:40:46 Pacific Standard Time
Printed: Tuesday, February 27, 2018 12:47:22 Pacific Standard Time

Compound name: PFPeS

	#	Name	Type	Std. Conc	RT	Area	IS Area	Response	Conc.	%Dev	Conc. Flag	CoD	CoD Flag	x=excluded
6	6	180226M2_7	Standard	10.000	3.27	2174.144	1349.856	20.133	11.4	13.8	NO	0.995	NO	bb
7	7	180226M2_8	Standard	50.000	3.27	10169.452	1426.166	89.133	50.5	1.0	NO	0.995	NO	MM
8	8	180226M2_9	Standard	100.000	3.27	20966.814	1402.449	186.877	105.9	5.9	NO	0.995	NO	MM
9	9	180226M2_10	Standard	250.000	3.27	47606.887	1243.832	478.430	271.2	8.5	NO	0.995	NO	MM
10	10	180226M2_11	Standard	500.000	3.28	85861.273	1292.694	830.255	470.6	-5.9	NO	0.995	NO	MM

Compound name: PFHpA
Correlation coefficient: r = 0.999245, r^2 = 0.998490
Calibration curve: 1.30662 * x + 0.0247993
Response type: Internal Std (Ref 38), Area * (IS Conc. / IS Area)
Curve type: Linear, Origin: Exclude, Weighting: 1/x, Axis trans: None

	#	Name	Type	Std. Conc	RT	Area	IS Area	Response	Conc.	%Dev	Conc. Flag	CoD	CoD Flag	x=excluded
1	1	180226M2_2	Standard	0.250	3.71	212.386	8831.755	0.301	0.2	-15.6	NO	0.998	NO	bb
2	2	180226M2_3	Standard	0.500	3.70	458.344	8214.012	0.698	0.5	3.0	NO	0.998	NO	bb
3	3	180226M2_4	Standard	1.000	3.69	928.301	8326.939	1.394	1.0	4.8	NO	0.998	NO	bb
4	4	180226M2_5	Standard	2.000	3.69	1823.171	8533.594	2.671	2.0	1.2	NO	0.998	NO	MM
5	5	180226M2_6	Standard	5.000	3.69	4350.682	7738.352	7.028	5.4	7.2	NO	0.998	NO	MM
6	6	180226M2_7	Standard	10.000	3.69	7884.927	7170.570	13.745	10.5	5.0	NO	0.998	NO	MM
7	7	180226M2_8	Standard	50.000	3.69	38525.977	7510.590	64.119	49.1	-1.9	NO	0.998	NO	MM
8	8	180226M2_9	Standard	100.000	3.69	78403.258	7994.588	122.588	93.8	-6.2	NO	0.998	NO	MM
9	9	180226M2_10	Standard	250.000	3.69	195452.906	7296.743	334.829	256.2	2.5	NO	0.998	NO	MM
10	10	180226M2_11	Standard	500.000	3.69	335659.031	7188.217	583.697	446.7	-10.7	NO	0.998	NO	MMX

Dataset: F:\Projects\PFAS.PRO\Results\180227M2\180227M2-CRV.qld

Last Altered: Tuesday, February 27, 2018 12:40:46 Pacific Standard Time
Printed: Tuesday, February 27, 2018 12:47:22 Pacific Standard Time

Compound name: L-PFHxS
Correlation coefficient: r = 0.999393, r^2 = 0.998786
Calibration curve: 1.83931 * x + -0.104206
Response type: Internal Std (Ref 39), Area * (IS Conc. / IS Area)
Curve type: Linear, Origin: Exclude, Weighting: 1/x, Axis trans: None

	#	Name	Type	Std. Conc	RT	Area	IS Area	Response	Conc.	%Dev	Conc. Flag	CoD	CoD Flag	x=excluded
1	1	180226M2_2	Standard	0.250	3.87	20.037	831.386	0.301	0.2	-11.8	NO	0.999	NO	MM
2	2	180226M2_3	Standard	0.500	3.84	56.575	1190.002	0.594	0.4	-24.0	NO	0.999	NO	MM
3	3	180226M2_4	Standard	1.000	3.84	159.787	1053.791	1.895	1.1	8.7	NO	0.999	NO	MM
4	4	180226M2_5	Standard	2.000	3.84	295.796	1025.395	3.606	2.0	0.9	NO	0.999	NO	MM
5	5	180226M2_6	Standard	5.000	3.84	771.770	1018.646	9.471	5.2	4.1	NO	0.999	NO	MM
6	6	180226M2_7	Standard	10.000	3.84	1658.209	998.679	20.755	11.3	13.4	NO	0.999	NO	MM
7	7	180226M2_8	Standard	50.000	3.84	8274.060	1059.539	97.614	53.1	6.3	NO	0.999	NO	MM
8	8	180226M2_9	Standard	100.000	3.84	13818.992	883.712	195.468	106.3	6.3	NO	0.999	NO	MM
9	9	180226M2_10	Standard	250.000	3.84	33996.191	955.132	444.915	241.9	-3.2	NO	0.999	NO	MM
10	10	180226M2_11	Standard	500.000	3.84	66431.328	908.321	914.205	497.1	-0.6	NO	0.999	NO	MM

Compound name: Br-PFHxS
Correlation coefficient: r = 0.999393, r^2 = 0.998786
Calibration curve: 1.83931 * x + -0.104206
Response type: Internal Std (Ref 39), Area * (IS Conc. / IS Area)
Curve type: Linear, Origin: Exclude, Weighting: 1/x, Axis trans: None

	#	Name	Type	Std. Conc	RT	Area	IS Area	Response	Conc.	%Dev	Conc. Flag	CoD	CoD Flag	x=excluded
1	1	180226M2_2	Standard	0.250			831.386				NO		NO	
2	2	180226M2_3	Standard	0.500			1190.002				NO		NO	
3	3	180226M2_4	Standard	1.000			1053.791				NO		NO	
4	4	180226M2_5	Standard	2.000			1025.395				NO		NO	
5	5	180226M2_6	Standard	5.000			1018.646				NO		NO	
6	6	180226M2_7	Standard	10.000			998.679				NO		NO	MM-
7	7	180226M2_8	Standard	50.000			1059.539				NO		NO	MM-
8	8	180226M2_9	Standard	100.000			883.712				NO		NO	MM-
9	9	180226M2_10	Standard	250.000			955.132				NO		NO	MM-
10	10	180226M2_11	Standard	500.000			908.321				NO		NO	MM-

Dataset: F:\Projects\PFAS.PRO\Results\180227M2\180227M2-CRV.qld

Last Altered: Tuesday, February 27, 2018 12:40:46 Pacific Standard Time
Printed: Tuesday, February 27, 2018 12:47:22 Pacific Standard Time

Compound name: 6:2 FTS
Coefficient of Determination: R^2 = 0.995024
Calibration curve: -0.000132708 * x^2 + 0.250882 * x + -0.0103027
Response type: Internal Std (Ref 40), Area * (IS Conc. / IS Area)
Curve type: 2nd Order, Origin: Include, Weighting: 1/x, Axis trans: None

	#	Name	Type	Std. Conc	RT	Area	IS Area	Response	Conc.	%Dev	Conc. Flag	CoD	CoD Flag	x=excluded
1	1	180226M2_2	Standard	0.250	4.18	55.055	11958.069	0.058	0.3	8.2	NO	0.995	NO	MM
2	2	180226M2_3	Standard	0.500	4.17	118.930	12755.627	0.117	0.5	1.1	NO	0.995	NO	bb
3	3	180226M2_4	Standard	1.000	4.17	223.709	11995.005	0.233	1.0	-2.9	NO	0.995	NO	bb
4	4	180226M2_5	Standard	2.000	4.16	402.674	12663.236	0.397	1.6	-18.7	NO	0.995	NO	bb
5	5	180226M2_6	Standard	5.000	4.16	958.951	12242.435	0.979	4.0	-21.0	NO	0.995	NO	bb
6	6	180226M2_7	Standard	10.000	4.16	2777.328	11460.625	3.029	12.2	21.9	NO	0.995	NO	bb
7	7	180226M2_8	Standard	50.000	4.16	10535.819	12549.416	10.494	42.8	-14.3	NO	0.995	NO	MM
8	8	180226M2_9	Standard	100.000	4.16	23842.471	11262.493	26.462	112.2	12.2	NO	0.995	NO	MM
9	9	180226M2_10	Standard	250.000	4.16	51492.879	12192.570	52.791	241.2	-3.5	NO	0.995	NO	MM
10	10	180226M2_11	Standard	500.000	4.16	89331.766	12047.525	92.687	503.7	0.7	NO	0.995	NO	MM

Compound name: L-PFOA
Correlation coefficient: r = 0.998823, r^2 = 0.997647
Calibration curve: 0.948629 * x + 0.116883
Response type: Internal Std (Ref 40), Area * (IS Conc. / IS Area)
Curve type: Linear, Origin: Exclude, Weighting: 1/x, Axis trans: None

	#	Name	Type	Std. Conc	RT	Area	IS Area	Response	Conc.	%Dev	Conc. Flag	CoD	CoD Flag	x=excluded
1	1	180226M2_2	Standard	0.250	4.24	356.970	11958.069	0.373	0.3	8.1	NO	0.998	NO	bb
2	2	180226M2_3	Standard	0.500	4.22	555.025	12755.627	0.544	0.5	-10.0	NO	0.998	NO	bb
3	3	180226M2_4	Standard	1.000	4.22	1052.065	11995.005	1.096	1.0	3.3	NO	0.998	NO	bb
4	4	180226M2_5	Standard	2.000	4.21	2055.190	12663.236	2.029	2.0	0.8	NO	0.998	NO	bb
5	5	180226M2_6	Standard	5.000	4.21	4839.140	12242.435	4.941	5.1	1.7	NO	0.998	NO	bb
6	6	180226M2_7	Standard	10.000	4.21	8924.341	11460.625	9.734	10.1	1.4	NO	0.998	NO	MM
7	7	180226M2_8	Standard	50.000	4.21	46415.941	12549.416	46.233	48.6	-2.8	NO	0.998	NO	MM
8	8	180226M2_9	Standard	100.000	4.21	86736.664	11262.493	96.267	101.4	1.4	NO	0.998	NO	MM
9	9	180226M2_10	Standard	250.000	4.21	214189.859	12192.570	219.591	231.4	-7.5	NO	0.998	NO	MM
10	10	180226M2_11	Standard	500.000	4.22	474107.750	12047.525	491.914	518.4	3.7	NO	0.998	NO	MM

Dataset: F:\Projects\PFAS.PRO\Results\180227M2\180227M2-CRV.qld

Last Altered: Tuesday, February 27, 2018 12:40:46 Pacific Standard Time
Printed: Tuesday, February 27, 2018 12:47:22 Pacific Standard Time

Compound name: Br-PFOA
Correlation coefficient: r = 0.998823, r^2 = 0.997647
Calibration curve: 0.948629 * x + 0.116883
Response type: Internal Std (Ref 40), Area * (IS Conc. / IS Area)
Curve type: Linear, Origin: Exclude, Weighting: 1/x, Axis trans: None

	#	Name	Type	Std. Conc	RT	Area	IS Area	Response	Conc.	%Dev	Conc. Flag	CoD	CoD Flag	x=excluded
1	1	180226M2_2	Standard	0.250			11958.069				NO		NO	
2	2	180226M2_3	Standard	0.500			12755.627				NO		NO	
3	3	180226M2_4	Standard	1.000			11995.005				NO		NO	
4	4	180226M2_5	Standard	2.000			12663.236				NO		NO	
5	5	180226M2_6	Standard	5.000			12242.435				NO		NO	
6	6	180226M2_7	Standard	10.000			11460.625				NO		NO	
7	7	180226M2_8	Standard	50.000			12549.416				NO		NO	
8	8	180226M2_9	Standard	100.000			11262.493				NO		NO	
9	9	180226M2_10	Standard	250.000			12192.570				NO		NO	MM-I
10	10	180226M2_11	Standard	500.000			12047.525				NO		NO	MM-I

Compound name: PFHpS
Coefficient of Determination: R^2 = 0.997576
Calibration curve: -0.000143688 * x^2 + 0.255439 * x + -0.00470262
Response type: Internal Std (Ref 40), Area * (IS Conc. / IS Area)
Curve type: 2nd Order, Origin: Exclude, Weighting: 1/x, Axis trans: None

	#	Name	Type	Std. Conc	RT	Area	IS Area	Response	Conc.	%Dev	Conc. Flag	CoD	CoD Flag	x=excluded
1	1	180226M2_2	Standard	0.250	4.35	50.293	11958.069	0.053	0.2	-10.3	NO	0.998	NO	MM
2	2	180226M2_3	Standard	0.500	4.33	119.170	12755.627	0.117	0.5	-4.9	NO	0.998	NO	bb
3	3	180226M2_4	Standard	1.000	4.33	251.296	11995.005	0.262	1.0	4.4	NO	0.998	NO	bb
4	4	180226M2_5	Standard	2.000	4.33	544.571	12663.236	0.538	2.1	6.3	NO	0.998	NO	bb
5	5	180226M2_6	Standard	5.000	4.33	1142.222	12242.435	1.166	4.6	-8.1	NO	0.998	NO	bb
6	6	180226M2_7	Standard	10.000	4.33	2611.062	11460.625	2.848	11.2	12.4	NO	0.998	NO	bb
7	7	180226M2_8	Standard	50.000	4.32	11923.897	12549.416	11.877	47.8	-4.4	NO	0.998	NO	bd
8	8	180226M2_9	Standard	100.000	4.33	23553.922	11262.493	26.142	109.0	9.0	NO	0.998	NO	bb
9	9	180226M2_10	Standard	250.000	4.33	50815.973	12192.570	52.097	235.0	-6.0	NO	0.998	NO	MM
10	10	180226M2_11	Standard	500.000	4.33	89461.547	12047.525	92.821	509.3	1.9	NO	0.998	NO	MM

Dataset: F:\Projects\PFAS.PRO\Results\180227M2\180227M2-CRV.qld

Last Altered: Tuesday, February 27, 2018 12:40:46 Pacific Standard Time
Printed: Tuesday, February 27, 2018 12:47:22 Pacific Standard Time

Compound name: PFNA
Coefficient of Determination: R^2 = 0.997473
Calibration curve: -9.20614e-005 * x^2 + 1.42217 * x + -0.23745
Response type: Internal Std (Ref 41), Area * (IS Conc. / IS Area)
Curve type: 2nd Order, Origin: Exclude, Weighting: 1/x, Axis trans: None

	#	Name	Type	Std. Conc	RT	Area	IS Area	Response	Conc.	%Dev	Conc. Flag	CoD	CoD Flag	x=excluded
1	1	180226M2_2	Standard	0.250	4.67	373.758	11429.846	0.409	0.5	81.8	YES	0.997	NO	bbX
2	2	180226M2_3	Standard	0.500	4.66	494.091	9267.026	0.666	0.6	27.1	NO	0.997	NO	bb
3	3	180226M2_4	Standard	1.000	4.66	954.336	8697.891	1.372	1.1	13.1	NO	0.997	NO	bb
4	4	180226M2_5	Standard	2.000	4.65	1846.713	10491.863	2.200	1.7	-14.3	NO	0.997	NO	bb
5	5	180226M2_6	Standard	5.000	4.65	4932.188	9872.210	6.245	4.6	-8.8	NO	0.997	NO	MM
6	6	180226M2_7	Standard	10.000	4.65	10602.709	10317.391	12.846	9.2	-8.0	NO	0.997	NO	MM
7	7	180226M2_8	Standard	50.000	4.65	47390.332	9696.411	61.093	43.2	-13.5	NO	0.997	NO	MM
8	8	180226M2_9	Standard	100.000	4.65	115947.742	10341.165	140.153	99.4	-0.6	NO	0.997	NO	MM
9	9	180226M2_10	Standard	250.000	4.65	247326.031	8317.604	371.691	266.1	6.4	NO	0.997	NO	MM
10	10	180226M2_11	Standard	500.000	4.65	494443.438	9116.825	677.927	492.6	-1.5	NO	0.997	NO	MM

Compound name: PFOSA
Correlation coefficient: r = 0.996831, r^2 = 0.993672
Calibration curve: 0.968862 * x + 0.151961
Response type: Internal Std (Ref 42), Area * (IS Conc. / IS Area)
Curve type: Linear, Origin: Exclude, Weighting: 1/x, Axis trans: None

	#	Name	Type	Std. Conc	RT	Area	IS Area	Response	Conc.	%Dev	Conc. Flag	CoD	CoD Flag	x=excluded
1	1	180226M2_2	Standard	0.250	4.73	94.268	3302.437	0.357	0.2	-15.4	NO	0.994	NO	bb
2	2	180226M2_3	Standard	0.500	4.72	159.363	3592.300	0.555	0.4	-16.9	NO	0.994	NO	bb
3	3	180226M2_4	Standard	1.000	4.72	274.340	3316.651	1.034	0.9	-9.0	NO	0.994	NO	bb
4	4	180226M2_5	Standard	2.000	4.72	574.526	3129.419	2.295	2.2	10.6	NO	0.994	NO	bb
5	5	180226M2_6	Standard	5.000	4.72	1411.292	3069.523	5.747	5.8	15.5	NO	0.994	NO	bb
6	6	180226M2_7	Standard	10.000	4.71	2511.853	2946.100	10.658	10.8	8.4	NO	0.994	NO	bb
7	7	180226M2_8	Standard	50.000	4.71	11890.066	2956.195	50.276	51.7	3.5	NO	0.994	NO	MM
8	8	180226M2_9	Standard	100.000	4.71	23482.744	3101.355	94.647	97.5	-2.5	NO	0.994	NO	MM
9	9	180226M2_10	Standard	250.000	4.71	59093.742	2724.103	271.161	279.7	11.9	NO	0.994	NO	MM
10	10	180226M2_11	Standard	500.000	4.72	103918.734	2855.338	454.932	469.4	-6.1	NO	0.994	NO	MM

Dataset: F:\Projects\PFAS.PRO\Results\180227M2\180227M2-CRV.qld

Last Altered: Tuesday, February 27, 2018 12:40:46 Pacific Standard Time
Printed: Tuesday, February 27, 2018 12:47:22 Pacific Standard Time

Compound name: L-PFOS
Correlation coefficient: r = 0.998616, r^2 = 0.997234
Calibration curve: 1.14176 * x + -0.15385
Response type: Internal Std (Ref 43), Area * (IS Conc. / IS Area)
Curve type: Linear, Origin: Exclude, Weighting: 1/x, Axis trans: None

	#	Name	Type	Std. Conc	RT	Area	IS Area	Response	Conc.	%Dev	Conc. Flag	CoD	CoD Flag	x=excluded
1	1	180226M2_2	Standard	0.250	4.75	50.880	3329.219	0.191	0.3	20.8	NO	0.997	NO	MM
2	2	180226M2_3	Standard	0.500	4.74	130.201	2875.769	0.566	0.6	26.1	NO	0.997	NO	MM
3	3	180226M2_4	Standard	1.000	4.74	202.546	3255.357	0.778	0.8	-18.4	NO	0.997	NO	MM
4	4	180226M2_5	Standard	2.000	4.74	514.325	3143.141	2.045	1.9	-3.7	NO	0.997	NO	MM
5	5	180226M2_6	Standard	5.000	4.74	1214.831	3126.708	4.857	4.4	-12.2	NO	0.997	NO	MM
6	6	180226M2_7	Standard	10.000	4.74	2415.862	2959.272	10.205	9.1	-9.3	NO	0.997	NO	MM
7	7	180226M2_8	Standard	50.000	4.73	13403.969	2729.727	61.380	53.9	7.8	NO	0.997	NO	MM
8	8	180226M2_9	Standard	100.000	4.74	22233.422	2796.047	99.397	87.2	-12.8	NO	0.997	NO	MM
9	9	180226M2_10	Standard	250.000	4.73	53210.906	2349.810	283.060	248.1	-0.8	NO	0.997	NO	MM
10	10	180226M2_11	Standard	500.000	4.74	112156.820	2396.615	584.975	512.5	2.5	NO	0.997	NO	MM

Compound name: Br-PFOS
Correlation coefficient: r = 0.998616, r^2 = 0.997234
Calibration curve: 1.14176 * x + -0.15385
Response type: Internal Std (Ref 43), Area * (IS Conc. / IS Area)
Curve type: Linear, Origin: Exclude, Weighting: 1/x, Axis trans: None

AM 2/27/18

	#	Name	Type	Std. Conc	RT	Area	IS Area	Response	Conc.	%Dev	Conc. Flag	CoD	CoD Flag	x=excluded
1	1	180226M2_2	Standard	0.250			3329.219				NO		NO	
2	2	180226M2_3	Standard	0.500			2875.769				NO		NO	
3	3	180226M2_4	Standard	1.000			3255.357				NO		NO	
4	4	180226M2_5	Standard	2.000			3143.141				NO		NO	
5	5	180226M2_6	Standard	5.000			3126.708				NO		NO	MM-
6	6	180226M2_7	Standard	10.000			2959.272				NO		NO	MM-
7	7	180226M2_8	Standard	50.000			2729.727				NO		NO	MM-
8	8	180226M2_9	Standard	100.000			2796.047				NO		NO	MM-
9	9	180226M2_10	Standard	250.000			2349.810				NO		NO	MM-
10	10	180226M2_11	Standard	500.000			2396.615				NO		NO	MM-

Vista Analytical Laboratory

Dataset: F:\Projects\PFAS.PRO\Results\180227M2\180227M2-CRV_B.qld

Last Altered: Tuesday, February 27, 2018 13:10:36 Pacific Standard Time
Printed: Tuesday, February 27, 2018 13:13:59 Pacific Standard Time

Method: F:\Projects\PFAS.PRO\MethDB\PFAS_FULL_80C_022318.mdb 26 Feb 2018 09:30:45
Calibration: 27 Feb 2018 13:10:36

Compound name: PFDA
Correlation coefficient: r = 0.995304, r^2 = 0.990630
Calibration curve: 1.37628 * x + 0.237491
Response type: Internal Std (Ref 44), Area * (IS Conc. / IS Area)
Curve type: Linear, Origin: Exclude, Weighting: 1/x, Axis trans: None

	#	Name	Type	Std. Conc	RT	Area	IS Area	Response	Conc.	%Dev	Conc. Flag	CoD	CoD Flag	x=excluded
1	1	180226M2_2	Standard	0.250	5.05	289.712	11623.528	0.312	0.1	-78.5	YES	0.991	NO	bbX
2	2	180226M2_3	Standard	0.500	5.03	658.272	8676.844	0.948	0.5	3.3	NO	0.991	NO	bb
3	3	180226M2_4	Standard	1.000	5.03	1264.445	10714.989	1.475	0.9	-10.1	NO	0.991	NO	bb
4	4	180226M2_5	Standard	2.000	5.03	2706.978	9099.777	3.718	2.5	26.5	NO	0.991	NO	bb
5	5	180226M2_6	Standard	5.000	5.02	6008.206	12444.497	6.035	4.2	-15.8	NO	0.991	NO	MM
6	6	180226M2_7	Standard	10.000	5.03	10992.607	11110.365	12.368	8.8	-11.9	NO	0.991	NO	MM
7	7	180226M2_8	Standard	50.000	5.03	59859.574	9609.825	77.862	56.4	12.8	NO	0.991	NO	MM
8	8	180226M2_9	Standard	100.000	5.03	112157.078	10689.070	131.159	95.1	-4.9	NO	0.991	NO	MM
9	9	180226M2_10	Standard	250.000	5.03	219322.844	10484.937	261.474	189.8	-24.1	NO	0.991	NO	MMX
10	10	180226M2_11	Standard	500.000	5.03	490116.188	10540.998	581.202	422.1	-15.6	NO	0.991	NO	MMX

Compound name: 8:2 FTS
Coefficient of Determination: R^2 = 0.993817
Calibration curve: -8.78498e-005 * x^2 + 0.243686 * x + 0.0882181
Response type: Internal Std (Ref 40), Area * (IS Conc. / IS Area)
Curve type: 2nd Order, Origin: Include, Weighting: 1/x, Axis trans: None

	#	Name	Type	Std. Conc	RT	Area	IS Area	Response	Conc.	%Dev	Conc. Flag	CoD	CoD Flag	x=excluded
1	1	180226M2_2	Standard	0.250	5.02	70.768	11958.069	0.074			NO	0.994	NO	bbXI
2	2	180226M2_3	Standard	0.500	5.01	144.140	12755.627	0.141	0.2	-56.5	YES	0.994	NO	bbX
3	3	180226M2_4	Standard	1.000	5.01	375.380	11995.005	0.391	1.2	24.4	NO	0.994	NO	bb
4	4	180226M2_5	Standard	2.000	5.00	586.890	12663.236	0.579	2.0	0.8	NO	0.994	NO	bb
5	5	180226M2_6	Standard	5.000	5.00	1277.222	12242.435	1.304	5.0	-0.0	NO	0.994	NO	bb
6	6	180226M2_7	Standard	10.000	5.00	2389.890	11460.625	2.607	10.4	3.7	NO	0.994	NO	bb
7	7	180226M2_8	Standard	50.000	5.00	12371.129	12549.416	12.322	51.1	2.3	NO	0.994	NO	bb
8	8	180226M2_9	Standard	100.000	5.00	24036.666	11262.493	26.678	113.8	13.8	NO	0.994	NO	bb
9	9	180226M2_10	Standard	250.000	5.00	48547.730	12192.570	49.772	221.6	-11.4	NO	0.994	NO	MM
10	10	180226M2_11	Standard	500.000	5.00	98494.414	12047.525	102.194	514.4	2.9	NO	0.994	NO	MM

Dataset: F:\Projects\PFAS.PRO\Results\180227M2\180227M2-CRV.qld

Last Altered: Tuesday, February 27, 2018 12:40:46 Pacific Standard Time
Printed: Tuesday, February 27, 2018 12:47:22 Pacific Standard Time

Compound name: PFNS
Coefficient of Determination: R^2 = 0.999448
Calibration curve: -8.03644e-005 * x^2 + 0.950048 * x + -0.108046
Response type: Internal Std (Ref 43), Area * (IS Conc. / IS Area)
Curve type: 2nd Order, Origin: Exclude, Weighting: 1/x, Axis trans: None

	#	Name	Type	Std. Conc	RT	Area	IS Area	Response	Conc.	%Dev	Conc. Flag	CoD	CoD Flag	x=excluded
1	1	180226M2_2	Standard	0.250	5.11	34.773	3329.219	0.131	0.3	0.5	NO	0.999	NO	MM
2	2	180226M2_3	Standard	0.500	5.10	107.373	2875.769	0.467	0.6	21.0	NO	0.999	NO	MM
3	3	180226M2_4	Standard	1.000	5.10	256.141	3255.357	0.984	1.1	14.9	NO	0.999	NO	MM
4	4	180226M2_5	Standard	2.000	5.09	392.647	3143.141	1.562	1.8	-12.1	NO	0.999	NO	MM
5	5	180226M2_6	Standard	5.000	5.09	931.207	3126.708	3.723	4.0	-19.3	NO	0.999	NO	MM
6	6	180226M2_7	Standard	10.000	5.10	2072.958	2959.272	8.756	9.3	-6.6	NO	0.999	NO	MM
7	7	180226M2_8	Standard	50.000	5.09	10144.846	2729.727	46.455	49.2	-1.6	NO	0.999	NO	MM
8	8	180226M2_9	Standard	100.000	5.09	21857.797	2796.047	97.717	103.9	3.9	NO	0.999	NO	MM
9	9	180226M2_10	Standard	250.000	5.09	43411.883	2349.810	230.933	248.4	-0.6	NO	0.999	NO	MM
10	10	180226M2_11	Standard	500.000	5.10	87221.500	2396.615	454.920	500.1	0.0	NO	0.999	NO	MM

Compound name: N-MeFOSAA
Coefficient of Determination: R^2 = 0.997571
Calibration curve: -2.58696e-005 * x^2 + 1.345 * x + -0.0874711
Response type: Internal Std (Ref 45), Area * (IS Conc. / IS Area)
Curve type: 2nd Order, Origin: Include, Weighting: 1/x, Axis trans: None

	#	Name	Type	Std. Conc	RT	Area	IS Area	Response	Conc.	%Dev	Conc. Flag	CoD	CoD Flag	x=excluded
1	1	180226M2_2	Standard	0.250	5.20	87.838	4473.382	0.245	0.2	-1.0	NO	0.998	NO	bb
2	2	180226M2_3	Standard	0.500	5.18	208.030	4742.536	0.548	0.5	-5.5	NO	0.998	NO	bb
3	3	180226M2_4	Standard	1.000	5.18	450.187	4311.689	1.305	1.0	3.5	NO	0.998	NO	bb
4	4	180226M2_5	Standard	2.000	5.18	1045.853	5262.292	2.484	1.9	-4.4	NO	0.998	NO	bb
5	5	180226M2_6	Standard	5.000	5.18	2121.838	4593.605	5.774	4.4	-12.8	NO	0.998	NO	bb
6	6	180226M2_7	Standard	10.000	5.18	5185.933	5006.436	12.948	9.7	-3.1	NO	0.998	NO	bd
7	7	180226M2_8	Standard	50.000	5.18	26224.549	5564.805	58.907	43.9	-12.2	NO	0.998	NO	bd
8	8	180226M2_9	Standard	100.000	5.18	54906.117	4602.822	149.110	111.2	11.2	NO	0.998	NO	bd
9	9	180226M2_10	Standard	250.000	5.18	123854.563	4718.678	328.097	245.2	-1.9	NO	0.998	NO	bd
10	10	180226M2_11	Standard	500.000	5.18	224726.281	4211.408	667.016	500.8	0.2	NO	0.998	NO	bd

Dataset: F:\Projects\PFAS.PRO\Results\180227M2\180227M2-CRV.qld

Last Altered: Tuesday, February 27, 2018 12:40:46 Pacific Standard Time
Printed: Tuesday, February 27, 2018 12:47:22 Pacific Standard Time

Compound name: N-EtFOSAA
Coefficient of Determination: R^2 = 0.996433
Calibration curve: -0.000166321 * x^2 + 1.02063 * x + -0.0504716
Response type: Internal Std (Ref 45), Area * (IS Conc. / IS Area)
Curve type: 2nd Order, Origin: Include, Weighting: 1/x, Axis trans: None

	#	Name	Type	Std. Conc	RT	Area	IS Area	Response	Conc.	%Dev	Conc. Flag	CoD	CoD Flag	x=excluded
1	1	180226M2_2	Standard	0.250	5.37	50.737	4473.382	0.142	0.2	-24.7	NO	0.996	NO	MM
2	2	180226M2_3	Standard	0.500	5.35	141.812	4742.536	0.374	0.4	-16.9	NO	0.996	NO	bb
3	3	180226M2_4	Standard	1.000	5.35	315.229	4311.689	0.914	0.9	-5.5	NO	0.996	NO	bb
4	4	180226M2_5	Standard	2.000	5.34	1002.087	5262.292	2.380	2.4	19.1	NO	0.996	NO	bb
5	5	180226M2_6	Standard	5.000	5.34	2028.566	4593.605	5.520	5.5	9.3	NO	0.996	NO	MM
6	6	180226M2_7	Standard	10.000	5.34	4168.173	5006.436	10.407	10.3	2.6	NO	0.996	NO	MM
7	7	180226M2_8	Standard	50.000	5.34	19636.668	5564.805	44.109	43.6	-12.8	NO	0.996	NO	MM
8	8	180226M2_9	Standard	100.000	5.34	41562.211	4602.822	112.872	112.7	12.7	NO	0.996	NO	MM
9	9	180226M2_10	Standard	250.000	5.34	88510.523	4718.678	234.469	239.1	-4.4	NO	0.996	NO	MM
10	10	180226M2_11	Standard	500.000	5.34	159000.094	4211.408	471.933	503.8	0.8	NO	0.996	NO	MM

Compound name: PFUdA
Coefficient of Determination: R^2 = 0.996640
Calibration curve: -0.000350122 * x^2 + 1.21343 * x + 0.221187
Response type: Internal Std (Ref 48), Area * (IS Conc. / IS Area)
Curve type: 2nd Order, Origin: Exclude, Weighting: 1/x, Axis trans: None

	#	Name	Type	Std. Conc	RT	Area	IS Area	Response	Conc.	%Dev	Conc. Flag	CoD	CoD Flag	x=excluded
1	1	180226M2_2	Standard	0.250	5.38	356.456	10588.743	0.421	0.2	-34.2	YES	0.997	NO	bbX
2	2	180226M2_3	Standard	0.500	5.36	518.036	10206.597	0.634	0.3	-31.9	YES	0.997	NO	bbX
3	3	180226M2_4	Standard	1.000	5.36	972.876	9167.320	1.327	0.9	-8.9	NO	0.997	NO	bb
4	4	180226M2_5	Standard	2.000	5.36	2843.541	10768.854	3.301	2.5	27.0	NO	0.997	NO	bb
5	5	180226M2_6	Standard	5.000	5.36	5282.417	9987.722	6.611	5.3	5.5	NO	0.997	NO	MM
6	6	180226M2_7	Standard	10.000	5.36	9337.791	10914.709	10.694	8.7	-13.5	NO	0.997	NO	MM
7	7	180226M2_8	Standard	50.000	5.36	47201.559	11388.252	51.809	43.0	-13.9	NO	0.997	NO	MM
8	8	180226M2_9	Standard	100.000	5.36	101720.406	10946.808	116.153	98.3	-1.7	NO	0.997	NO	MM
9	9	180226M2_10	Standard	250.000	5.35	258829.875	10749.900	300.968	268.7	7.5	NO	0.997	NO	MM
10	10	180226M2_11	Standard	500.000	5.36	421160.469	10302.419	510.997	490.3	-1.9	NO	0.997	NO	MM

Vista Analytical Laboratory

Dataset: F:\Projects\PFAS.PRO\Results\180227M2\180227M2-CRV_B.qld

Last Altered: Tuesday, February 27, 2018 13:10:36 Pacific Standard Time
Printed: Tuesday, February 27, 2018 13:13:59 Pacific Standard Time

Compound name: PFDS
Coefficient of Determination: R^2 = 0.994626
Calibration curve: -0.000650621 * x^2 + 0.313826 * x + -0.00289047
Response type: Internal Std (Ref 47), Area * (IS Conc. / IS Area)
Curve type: 2nd Order, Origin: Exclude, Weighting: 1/x, Axis trans: None

	#	Name	Type	Std. Conc	RT	Area	IS Area	Response	Conc.	%Dev	Conc. Flag	CoD	CoD Flag	x=excluded
1	1	180226M2_2	Standard	0.250	5.42	62.008	13541.162	0.057	0.2	-23.3	NO	0.995	NO	bb
2	2	180226M2_3	Standard	0.500	5.41	176.983	11177.621	0.198	0.6	28.1	NO	0.995	NO	bb
3	3	180226M2_4	Standard	1.000	5.41	228.949	10741.861	0.266	0.9	-14.0	NO	0.995	NO	bb
4	4	180226M2_5	Standard	2.000	5.41	636.254	10836.385	0.734	2.4	18.0	NO	0.995	NO	bb
5	5	180226M2_6	Standard	5.000	5.40	1260.317	12982.598	1.213	3.9	-21.8	NO	0.995	NO	bb
6	6	180226M2_7	Standard	10.000	5.40	2904.340	10275.891	3.533	11.5	15.4	NO	0.995	NO	bb
7	7	180226M2_8	Standard	50.000	5.40	13644.011	12462.505	13.685	48.5	-3.0	NO	0.995	NO	MM
8	8	180226M2_9	Standard	100.000	5.40	26507.355	13237.508	25.031	100.9	0.9	NO	0.995	NO	MM
9	9	180226M2_10	Standard	250.000	5.40	60356.305	11319.958	66.648			NO	0.995	NO	MMXI
10	10	180226M2_11	Standard	500.000	5.41	114000.859	10420.808	136.747			NO	0.995	NO	MMXI

Compound name: PFDoA
Correlation coefficient: r = 0.996817, r^2 = 0.993645
Calibration curve: 1.15329 * x + 0.496852
Response type: Internal Std (Ref 48), Area * (IS Conc. / IS Area)
Curve type: Linear, Origin: Exclude, Weighting: 1/x, Axis trans: None

	#	Name	Type	Std. Conc	RT	Area	IS Area	Response	Conc.	%Dev	Conc. Flag	CoD	CoD Flag	x=excluded
1	1	180226M2_2	Standard	0.250	5.66	378.958	10588.743	0.447			NO	0.994	NO	bbXI
2	2	180226M2_3	Standard	0.500	5.64	791.429	10206.597	0.969	0.4	-18.1	NO	0.994	NO	bb
3	3	180226M2_4	Standard	1.000	5.64	1066.643	9167.320	1.454	0.8	-17.0	NO	0.994	NO	bb
4	4	180226M2_5	Standard	2.000	5.64	2636.001	10768.854	3.060	2.2	11.1	NO	0.994	NO	bb
5	5	180226M2_6	Standard	5.000	5.64	5496.322	9987.722	6.879	5.5	10.7	NO	0.994	NO	MM
6	6	180226M2_7	Standard	10.000	5.64	10678.000	10914.709	12.229	10.2	1.7	NO	0.994	NO	MM
7	7	180226M2_8	Standard	50.000	5.64	63342.754	11388.252	69.526	59.9	19.7	NO	0.994	NO	MM
8	8	180226M2_9	Standard	100.000	5.64	94759.430	10946.808	108.204	93.4	-6.6	NO	0.994	NO	MM
9	9	180226M2_10	Standard	250.000	5.64	244500.266	10749.900	284.305	246.1	-1.6	NO	0.994	NO	MM
10	10	180226M2_11	Standard	500.000	5.64	384921.688	10302.419	467.028	404.5	-19.1	NO	0.994	NO	MMX

Dataset: F:\Projects\PFAS.PRO\Results\180227M2\180227M2-CRV.qld

Last Altered: Tuesday, February 27, 2018 12:40:46 Pacific Standard Time
Printed: Tuesday, February 27, 2018 12:47:22 Pacific Standard Time

Compound name: N-MeFOSA
Correlation coefficient: r = 0.997571, r^2 = 0.995149
Calibration curve: 0.959702 * x + 0.596277
Response type: Internal Std (Ref 49), Area * (IS Conc. / IS Area)
Curve type: Linear, Origin: Include, Weighting: 1/x, Axis trans: None

	#	Name	Type	Std. Conc	RT	Area	IS Area	Response	Conc.	%Dev	Conc. Flag	CoD	CoD Flag	x=excluded
1	1	180226M2_2	Standard	1.250	5.77	178.873	17052.371	1.573	1.0	-18.5	NO	0.995	NO	bb
2	2	180226M2_3	Standard	2.500	5.76	317.469	16708.109	2.850	2.3	-6.1	NO	0.995	NO	bb
3	3	180226M2_4	Standard	5.000	5.76	701.430	16869.578	6.237	5.9	17.6	NO	0.995	NO	bb
4	4	180226M2_5	Standard	10.000	5.75	1241.352	16851.537	11.050	10.9	8.9	NO	0.995	NO	bb
5	5	180226M2_6	Standard	25.000	5.75	2907.749	16127.766	27.044	27.6	10.2	NO	0.995	NO	MM
6	6	180226M2_7	Standard	50.000	5.75	6198.128	16523.625	56.266	58.0	16.0	NO	0.995	NO	MM
7	7	180226M2_8	Standard	250.000	5.75	29854.783	16327.263	274.279	285.2	14.1	NO	0.995	NO	MM
8	8	180226M2_9	Standard	500.000	5.75	56621.262	16217.037	523.720	545.1	9.0	NO	0.995	NO	MM
9	9	180226M2_10	Standard	1250.000	5.76	135124.797	16179.356	1252.752	1304.7	4.4	NO	0.995	NO	MM
10	10	180226M2_11	Standard	2500.000	5.76	240326.641	15959.183	2258.825	2353.1	-5.9	NO	0.995	NO	MM

Compound name: PFTrDA
Coefficient of Determination: R^2 = 0.999549
Calibration curve: 0.000265547 * x^2 + 1.44508 * x + 0.620588
Response type: Internal Std (Ref 48), Area * (IS Conc. / IS Area)
Curve type: 2nd Order, Origin: Exclude, Weighting: 1/x, Axis trans: None

	#	Name	Type	Std. Conc	RT	Area	IS Area	Response	Conc.	%Dev	Conc. Flag	CoD	CoD Flag	x=excluded
1	1	180226M2_2	Standard	0.250	5.91	392.677	10588.743	0.464			NO	1.000	NO	bbXI
2	2	180226M2_3	Standard	0.500	5.89	593.776	10206.597	0.727	0.1	-85.2	YES	1.000	NO	bbX
3	3	180226M2_4	Standard	1.000	5.89	1556.845	9167.320	2.123	1.0	3.9	NO	1.000	NO	MM
4	4	180226M2_5	Standard	2.000	5.89	2936.518	10768.854	3.409	1.9	-3.6	NO	1.000	NO	MM
5	5	180226M2_6	Standard	5.000	5.89	6401.494	9987.722	8.012	5.1	2.2	NO	1.000	NO	MM
6	6	180226M2_7	Standard	10.000	5.89	13511.620	10914.709	15.474	10.3	2.6	NO	1.000	NO	MM
7	7	180226M2_8	Standard	50.000	5.89	63319.746	11388.252	69.501	47.3	-5.5	NO	1.000	NO	MM
8	8	180226M2_9	Standard	100.000	5.89	126924.016	10946.808	144.933	98.1	-1.9	NO	1.000	NO	MM
9	9	180226M2_10	Standard	250.000	5.89	334841.500	10749.900	389.354	256.9	2.8	NO	1.000	NO	MM
10	10	180226M2_11	Standard	500.000	5.89	647054.875	10302.419	785.076	497.4	-0.5	NO	1.000	NO	MM

Dataset: F:\Projects\PFAS.PRO\Results\180227M2\180227M2-CRV.qld

Last Altered: Tuesday, February 27, 2018 12:40:46 Pacific Standard Time
Printed: Tuesday, February 27, 2018 12:47:22 Pacific Standard Time

Compound name: PFTeDA
Coefficient of Determination: R^2 = 0.999345
Calibration curve: -0.00128209 * x^2 + 2.14698 * x + 0.254465
Response type: Internal Std (Ref 50), Area * (IS Conc. / IS Area)
Curve type: 2nd Order, Origin: Exclude, Weighting: 1/x, Axis trans: None

	#	Name	Type	Std. Conc	RT	Area	IS Area	Response	Conc.	%Dev	Conc. Flag	CoD	CoD Flag	x=excluded
1	1	180226M2_2	Standard	0.250	6.13	255.927	4933.750	0.648	0.2	-26.6	NO	0.999	NO	bb
2	2	180226M2_3	Standard	0.500	6.11	506.056	5345.228	1.183	0.4	-13.4	NO	0.999	NO	bb
3	3	180226M2_4	Standard	1.000	6.11	1113.745	4711.548	2.955	1.3	25.9	NO	0.999	NO	bb
4	4	180226M2_5	Standard	2.000	6.11	2043.281	5091.644	5.016	2.2	11.0	NO	0.999	NO	MM
5	5	180226M2_6	Standard	5.000	6.11	3863.139	4548.068	10.618	4.8	-3.2	NO	0.999	NO	MM
6	6	180226M2_7	Standard	10.000	6.11	9469.616	5104.287	23.190	10.8	7.5	NO	0.999	NO	MM
7	7	180226M2_8	Standard	50.000	6.11	46067.797	5489.825	104.894	50.2	0.5	NO	0.999	NO	MM
8	8	180226M2_9	Standard	100.000	6.11	91362.641	5760.587	198.249	97.9	-2.1	NO	0.999	NO	MM
9	9	180226M2_10	Standard	250.000	6.11	202334.172	5519.097	458.259	250.9	0.4	NO	0.999	NO	MM
10	10	180226M2_11	Standard	500.000	6.11	361692.844	6525.255	692.871	436.2	-12.8	NO	0.999	NO	MMX

Compound name: N-EtFOSA
Coefficient of Determination: R^2 = 0.998416
Calibration curve: -3.14688e-005 * x^2 + 0.915158 * x + 0.210102
Response type: Internal Std (Ref 51), Area * (IS Conc. / IS Area)
Curve type: 2nd Order, Origin: Exclude, Weighting: 1/x, Axis trans: None

	#	Name	Type	Std. Conc	RT	Area	IS Area	Response	Conc.	%Dev	Conc. Flag	CoD	CoD Flag	x=excluded
1	1	180226M2_2	Standard	1.250	6.19	212.294	26063.068	1.222	1.1	-11.6	NO	0.998	NO	bb
2	2	180226M2_3	Standard	2.500	6.17	408.866	26078.820	2.352	2.3	-6.4	NO	0.998	NO	MM
3	3	180226M2_4	Standard	5.000	6.18	812.315	24800.307	4.913	5.1	2.8	NO	0.998	NO	MM
4	4	180226M2_5	Standard	10.000	6.17	1718.212	25876.775	9.960	10.7	6.6	NO	0.998	NO	bb
5	5	180226M2_6	Standard	25.000	6.17	3670.699	25114.955	21.923	23.7	-5.0	NO	0.998	NO	MM
6	6	180226M2_7	Standard	50.000	6.17	8057.500	24906.615	48.526	52.9	5.8	NO	0.998	NO	MM
7	7	180226M2_8	Standard	250.000	6.17	42327.648	25332.775	250.630	276.3	10.5	NO	0.998	NO	bb
8	8	180226M2_9	Standard	500.000	6.17	77205.469	25394.207	456.042	506.9	1.4	NO	0.998	NO	MM
9	9	180226M2_10	Standard	1250.000	6.17	162297.781	23432.574	1038.924	1183.1	-5.3	NO	0.998	NO	MM
10	10	180226M2_11	Standard	2500.000	6.17	295862.469	20974.932	2115.829	2532.2	1.3	NO	0.998	NO	MM

Dataset: F:\Projects\PFAS.PRO\Results\180227M2\180227M2-CRV.qld

Last Altered: Tuesday, February 27, 2018 12:40:46 Pacific Standard Time
Printed: Tuesday, February 27, 2018 12:47:22 Pacific Standard Time

Compound name: PFHxDA
Coefficient of Determination: R^2 = 0.996924
Calibration curve: -0.000729243 * x^2 + 0.72215 * x + 0.00162221
Response type: Internal Std (Ref 52), Area * (IS Conc. / IS Area)
Curve type: 2nd Order, Origin: Exclude, Weighting: 1/x, Axis trans: None

	#	Name	Type	Std. Conc	RT	Area	IS Area	Response	Conc.	%Dev	Conc. Flag	CoD	CoD Flag	x=excluded
1	1	180226M2_2	Standard	0.250	6.46	121.576	2848.020	0.213	0.3	17.4	NO	0.997	NO	bb
2	2	180226M2_3	Standard	0.500	6.45	218.966	3082.303	0.355	0.5	-2.0	NO	0.997	NO	bb
3	3	180226M2_4	Standard	1.000	6.45	447.357	3375.233	0.663	0.9	-8.4	NO	0.997	NO	bb
4	4	180226M2_5	Standard	2.000	6.45	949.186	3395.069	1.398	1.9	-3.1	NO	0.997	NO	bb
5	5	180226M2_6	Standard	5.000	6.44	2048.849	2892.229	3.542	4.9	-1.5	NO	0.997	NO	bb
6	6	180226M2_7	Standard	10.000	6.44	4946.228	3417.548	7.237	10.1	1.2	NO	0.997	NO	MM
7	7	180226M2_8	Standard	50.000	6.44	23869.229	3855.581	30.954	44.9	-10.2	NO	0.997	NO	MM
8	8	180226M2_9	Standard	100.000	6.44	40552.883	2919.635	69.449	107.9	7.9	NO	0.997	NO	MM
9	9	180226M2_10	Standard	250.000	6.44	105507.680	3942.259	133.816	246.8	-1.3	NO	0.997	NO	MM
10	10	180226M2_11	Standard	500.000	6.44	165915.250	4422.753	187.570			NO	0.997	NO	MMXI

Compound name: PFODA
Coefficient of Determination: R^2 = 0.992151
Calibration curve: -0.00132103 * x^2 + 0.861727 * x + -0.0509481
Response type: Internal Std (Ref 52), Area * (IS Conc. / IS Area)
Curve type: 2nd Order, Origin: Include, Weighting: 1/x, Axis trans: None

	#	Name	Type	Std. Conc	RT	Area	IS Area	Response	Conc.	%Dev	Conc. Flag	CoD	CoD Flag	x=excluded
1	1	180226M2_2	Standard	0.250	6.69	109.923	2848.020	0.193	0.3	13.3	NO	0.992	NO	bb
2	2	180226M2_3	Standard	0.500	6.68	238.707	3082.303	0.387	0.5	1.8	NO	0.992	NO	bb
3	3	180226M2_4	Standard	1.000	6.68	451.694	3375.233	0.669	0.8	-16.3	NO	0.992	NO	bb
4	4	180226M2_5	Standard	2.000	6.68	1034.500	3395.069	1.524	1.8	-8.4	NO	0.992	NO	bb
5	5	180226M2_6	Standard	5.000	6.68	2390.197	2892.229	4.132	4.9	-2.2	NO	0.992	NO	bb
6	6	180226M2_7	Standard	10.000	6.68	5224.250	3417.548	7.643	9.1	-9.5	NO	0.992	NO	MM
7	7	180226M2_8	Standard	50.000	6.68	26870.189	3855.581	34.846	43.4	-13.2	NO	0.992	NO	MM
8	8	180226M2_9	Standard	100.000	6.68	47446.598	2919.635	81.254	114.4	14.4	NO	0.992	NO	MM
9	9	180226M2_10	Standard	250.000	6.68	102886.477	3942.259	130.492	239.2	-4.3	NO	0.992	NO	MM
10	10	180226M2_11	Standard	500.000	6.68	204075.547	4422.753	230.711			NO	0.992	NO	MMXI

Dataset: F:\Projects\PFAS.PRO\Results\180227M2\180227M2-CRV.qld

Last Altered: Tuesday, February 27, 2018 12:40:46 Pacific Standard Time
Printed: Tuesday, February 27, 2018 12:47:22 Pacific Standard Time

Compound name: N-MeFOSE
Correlation coefficient: r = 0.999359, r^2 = 0.998719
Calibration curve: 0.990209 * x + 0.254992
Response type: Internal Std (Ref 53), Area * (IS Conc. / IS Area)
Curve type: Linear, Origin: Exclude, Weighting: 1/x, Axis trans: None

	#	Name	Type	Std. Conc	RT	Area	IS Area	Response	Conc.	%Dev	Conc. Flag	CoD	CoD Flag	x=excluded
1	1	180226M2_2	Standard	1.250	6.35	181.861	17682.760	1.543	1.3	4.0	NO	0.999	NO	bb
2	2	180226M2_3	Standard	2.500	6.34	341.795	18224.227	2.813	2.6	3.3	NO	0.999	NO	bb
3	3	180226M2_4	Standard	5.000	6.34	745.493	25005.207	4.472	4.3	-14.8	NO	0.999	NO	bb
4	4	180226M2_5	Standard	10.000	6.33	1435.710	21303.943	10.109	10.0	-0.5	NO	0.999	NO	bb
5	5	180226M2_6	Standard	25.000	6.33	3457.685	24193.604	21.438	21.4	-14.4	NO	0.999	NO	bb
6	6	180226M2_7	Standard	50.000	6.33	8251.362	20116.314	61.527	61.9	23.8	NO	0.999	NO	bb
7	7	180226M2_8	Standard	250.000	6.33	35813.262	23032.328	233.237	235.3	-5.9	NO	0.999	NO	MM
8	8	180226M2_9	Standard	500.000	6.33	71246.609	20554.672	519.930	524.8	5.0	NO	0.999	NO	MM
9	9	180226M2_10	Standard	1250.000	6.33	171440.609	20671.441	1244.040	1256.1	0.5	NO	0.999	NO	MM
10	10	180226M2_11	Standard	2500.000	6.33	362440.813	22170.209	2452.215	2476.2	-1.0	NO	0.999	NO	MM

Compound name: N-EtFOSE
Coefficient of Determination: R^2 = 0.996283
Calibration curve: -5.38519e-005 * x^2 + 1.15156 * x + 0.016242
Response type: Internal Std (Ref 54), Area * (IS Conc. / IS Area)
Curve type: 2nd Order, Origin: Exclude, Weighting: 1/x, Axis trans: None

	#	Name	Type	Std. Conc	RT	Area	IS Area	Response	Conc.	%Dev	Conc. Flag	CoD	CoD Flag	x=excluded
1	1	180226M2_2	Standard	1.250	6.50	146.290	16707.746	1.313	1.1	-9.9	NO	0.996	NO	bb
2	2	180226M2_3	Standard	2.500	6.49	378.556	18944.525	2.997	2.6	3.6	NO	0.996	NO	bb
3	3	180226M2_4	Standard	5.000	6.49	709.264	23684.359	4.492	3.9	-22.3	NO	0.996	NO	bb
4	4	180226M2_5	Standard	10.000	6.48	1679.159	19876.539	12.672	11.0	10.0	NO	0.996	NO	bb
5	5	180226M2_6	Standard	25.000	6.48	3701.943	18408.998	30.164	26.2	4.8	NO	0.996	NO	MM
6	6	180226M2_7	Standard	50.000	6.48	8718.714	20221.941	64.673	56.3	12.6	NO	0.996	NO	bb
7	7	180226M2_8	Standard	250.000	6.48	39702.477	21951.955	271.291	238.2	-4.7	NO	0.996	NO	bb
8	8	180226M2_9	Standard	500.000	6.48	88784.805	21223.029	627.513	559.6	11.9	NO	0.996	NO	MM
9	9	180226M2_10	Standard	1250.000	6.48	178316.406	21255.953	1258.352	1155.1	-7.6	NO	0.996	NO	MM
10	10	180226M2_11	Standard	2500.000	6.48	351588.156	20449.369	2578.966	2541.6	1.7	NO	0.996	NO	MM

Dataset: F:\Projects\PFAS.PRO\Results\180227M2\180227M2-CRV.qld

Last Altered: Tuesday, February 27, 2018 12:40:46 Pacific Standard Time
Printed: Tuesday, February 27, 2018 12:47:22 Pacific Standard Time

Compound name: 13C3-PFBA
Response Factor: 0.884407
RRF SD: 0.0484711, Relative SD: 5.48063
Response type: Internal Std (Ref 55), Area * (IS Conc. / IS Area)
Curve type: RF

	#	Name	Type	Std. Conc	RT	Area	IS Area	Response	Conc.	%Dev	Conc. Flag	CoD	CoD Flag	x=excluded
1	1	180226M2_2	Standard	12.500	1.37	7709.014	8019.492	12.016	13.6	8.7	NO		NO	MM
2	2	180226M2_3	Standard	12.500	1.36	7239.473	8076.307	11.205	12.7	1.4	NO		NO	MM
3	3	180226M2_4	Standard	12.500	1.36	5456.577	6198.374	11.004	12.4	-0.5	NO		NO	MM
4	4	180226M2_5	Standard	12.500	1.35	7008.429	8761.081	9.999	11.3	-9.5	NO		NO	MM
5	5	180226M2_6	Standard	12.500	1.35	7485.912	8048.414	11.626	13.1	5.2	NO		NO	MM
6	6	180226M2_7	Standard	12.500	1.35	7070.023	8449.744	10.459	11.8	-5.4	NO		NO	MM
7	7	180226M2_8	Standard	12.500	1.35	6862.690	8042.722	10.666	12.1	-3.5	NO		NO	MM
8	8	180226M2_9	Standard	12.500	1.35	7466.737	8041.544	11.607	13.1	5.0	NO		NO	MM
9	9	180226M2_10	Standard	12.500	1.35	9035.415	10083.433	11.201	12.7	1.3	NO		NO	MM
10	10	180226M2_11	Standard	12.500	1.35	9185.841	10663.383	10.768	12.2	-2.6	NO		NO	MM

Compound name: 13C3-PFPeA
Response Factor: 0.939886
RRF SD: 0.102064, Relative SD: 10.8592
Response type: Internal Std (Ref 56), Area * (IS Conc. / IS Area)
Curve type: RF

	#	Name	Type	Std. Conc	RT	Area	IS Area	Response	Conc.	%Dev	Conc. Flag	CoD	CoD Flag	x=excluded
1	1	180226M2_2	Standard	12.500	2.33	10451.888	12599.827	10.369	11.0	-11.7	NO		NO	MM
2	2	180226M2_3	Standard	12.500	2.31	10510.988	10323.526	12.727	13.5	8.3	NO		NO	MM
3	3	180226M2_4	Standard	12.500	2.32	10013.482	12476.610	10.032	10.7	-14.6	NO		NO	MM
4	4	180226M2_5	Standard	12.500	2.31	9842.039	9577.748	12.845	13.7	9.3	NO		NO	MM
5	5	180226M2_6	Standard	12.500	2.30	10288.088	12531.263	10.262	10.9	-12.6	NO		NO	MM
6	6	180226M2_7	Standard	12.500	2.30	10307.674	11683.981	11.028	11.7	-6.1	NO		NO	MM
7	7	180226M2_8	Standard	12.500	2.30	10374.488	9576.313	13.542	14.4	15.3	NO		NO	MM
8	8	180226M2_9	Standard	12.500	2.30	10343.438	11280.258	11.462	12.2	-2.4	NO		NO	MM
9	9	180226M2_10	Standard	12.500	2.30	10259.481	10382.308	12.352	13.1	5.1	NO		NO	MM
10	10	180226M2_11	Standard	12.500	2.31	10221.902	9930.610	12.867	13.7	9.5	NO		NO	MM

Dataset: F:\Projects\PFAS.PRO\Results\180227M2\180227M2-CRV.qld

Last Altered: Tuesday, February 27, 2018 12:40:46 Pacific Standard Time
Printed: Tuesday, February 27, 2018 12:47:22 Pacific Standard Time

Compound name: 13C3-PFBS
Response Factor: 0.126055
RRF SD: 0.015188, Relative SD: 12.0487
Response type: Internal Std (Ref 56), Area * (IS Conc. / IS Area)
Curve type: RF

	#	Name	Type	Std. Conc	RT	Area	IS Area	Response	Conc.	%Dev	Conc. Flag	CoD	CoD Flag	x=excluded
1	1	180226M2_2	Standard	12.500	2.61	1359.808	12599.827	1.349	10.7	-14.4	NO		NO	bb
2	2	180226M2_3	Standard	12.500	2.59	1478.836	10323.526	1.791	14.2	13.6	NO		NO	MM
3	3	180226M2_4	Standard	12.500	2.59	1405.500	12476.610	1.408	11.2	-10.6	NO		NO	MM
4	4	180226M2_5	Standard	12.500	2.58	1395.936	9577.748	1.822	14.5	15.6	NO		NO	bb
5	5	180226M2_6	Standard	12.500	2.58	1406.310	12531.263	1.403	11.1	-11.0	NO		NO	bb
6	6	180226M2_7	Standard	12.500	2.58	1349.856	11683.981	1.444	11.5	-8.3	NO		NO	bb
7	7	180226M2_8	Standard	12.500	2.58	1426.166	9576.313	1.862	14.8	18.1	NO		NO	MM
8	8	180226M2_9	Standard	12.500	2.58	1402.449	11280.258	1.554	12.3	-1.4	NO		NO	bb
9	9	180226M2_10	Standard	12.500	2.58	1243.832	10382.308	1.498	11.9	-5.0	NO		NO	bb
10	10	180226M2_11	Standard	12.500	2.58	1292.694	9930.610	1.627	12.9	3.3	NO		NO	bb

Compound name: 13C2-PFHxA
Response Factor: 0.757651
RRF SD: 0.0818455, Relative SD: 10.8025
Response type: Internal Std (Ref 56), Area * (IS Conc. / IS Area)
Curve type: RF

	#	Name	Type	Std. Conc	RT	Area	IS Area	Response	Conc.	%Dev	Conc. Flag	CoD	CoD Flag	x=excluded
1	1	180226M2_2	Standard	5.000	3.10	3922.368	12599.827	3.891	5.1	2.7	NO		NO	bb
2	2	180226M2_3	Standard	5.000	3.08	3289.570	10323.526	3.983	5.3	5.1	NO		NO	bb
3	3	180226M2_4	Standard	5.000	3.08	3212.269	12476.610	3.218	4.2	-15.0	NO		NO	bb
4	4	180226M2_5	Standard	5.000	3.07	3464.917	9577.748	4.522	6.0	19.4	NO		NO	bd
5	5	180226M2_6	Standard	5.000	3.07	3267.159	12531.263	3.259	4.3	-14.0	NO		NO	bb
6	6	180226M2_7	Standard	5.000	3.07	3127.875	11683.981	3.346	4.4	-11.7	NO		NO	bb
7	7	180226M2_8	Standard	5.000	3.07	2851.471	9576.313	3.722	4.9	-1.7	NO		NO	bb
8	8	180226M2_9	Standard	5.000	3.07	3635.544	11280.258	4.029	5.3	6.3	NO		NO	MM
9	9	180226M2_10	Standard	5.000	3.07	3308.235	10382.308	3.983	5.3	5.1	NO		NO	bb
10	10	180226M2_11	Standard	5.000	3.07	3121.175	9930.610	3.929	5.2	3.7	NO		NO	bb

Dataset: F:\Projects\PFAS.PRO\Results\180227M2\180227M2-CRV.qld

Last Altered: Tuesday, February 27, 2018 12:40:46 Pacific Standard Time
Printed: Tuesday, February 27, 2018 12:47:22 Pacific Standard Time

Compound name: 13C4-PFHpA
Response Factor: 0.720588
RRF SD: 0.0846264, Relative SD: 11.7441
Response type: Internal Std (Ref 56), Area * (IS Conc. / IS Area)
Curve type: RF

	#	Name	Type	Std. Conc	RT	Area	IS Area	Response	Conc.	%Dev	Conc. Flag	CoD	CoD Flag	x=excluded
1	1	180226M2_2	Standard	12.500	3.71	8831.755	12599.827	8.762	12.2	-2.7	NO		NO	bd
2	2	180226M2_3	Standard	12.500	3.70	8214.012	10323.526	9.946	13.8	10.4	NO		NO	MM
3	3	180226M2_4	Standard	12.500	3.69	8326.939	12476.610	8.343	11.6	-7.4	NO		NO	bd
4	4	180226M2_5	Standard	12.500	3.69	8533.594	9577.748	11.137	15.5	23.6	NO		NO	bb
5	5	180226M2_6	Standard	12.500	3.69	7738.352	12531.263	7.719	10.7	-14.3	NO		NO	bd
6	6	180226M2_7	Standard	12.500	3.69	7170.570	11683.981	7.671	10.6	-14.8	NO		NO	bb
7	7	180226M2_8	Standard	12.500	3.69	7510.590	9576.313	9.804	13.6	8.8	NO		NO	MM
8	8	180226M2_9	Standard	12.500	3.69	7994.588	11280.258	8.859	12.3	-1.6	NO		NO	bb
9	9	180226M2_10	Standard	12.500	3.69	7296.743	10382.308	8.785	12.2	-2.5	NO		NO	MM
10	10	180226M2_11	Standard	12.500	3.69	7188.217	9930.610	9.048	12.6	0.5	NO		NO	bd

Compound name: 18O2-PFHxS
Response Factor: 0.36767
RRF SD: 0.0276936, Relative SD: 7.53219
Response type: Internal Std (Ref 57), Area * (IS Conc. / IS Area)
Curve type: RF

	#	Name	Type	Std. Conc	RT	Area	IS Area	Response	Conc.	%Dev	Conc. Flag	CoD	CoD Flag	x=excluded
1	1	180226M2_2	Standard	12.500	3.86	831.386	2558.851	4.061	11.0	-11.6	NO		NO	bb
2	2	180226M2_3	Standard	12.500	3.85	1190.002	2960.902	5.024	13.7	9.3	NO		NO	bb
3	3	180226M2_4	Standard	12.500	3.84	1053.791	2906.105	4.533	12.3	-1.4	NO		NO	bb
4	4	180226M2_5	Standard	12.500	3.84	1025.395	2987.966	4.290	11.7	-6.7	NO		NO	bb
5	5	180226M2_6	Standard	12.500	3.84	1018.646	2506.587	5.080	13.8	10.5	NO		NO	bb
6	6	180226M2_7	Standard	12.500	3.84	998.679	2611.737	4.780	13.0	4.0	NO		NO	bb
7	7	180226M2_8	Standard	12.500	3.84	1059.539	2896.151	4.573	12.4	-0.5	NO		NO	bb
8	8	180226M2_9	Standard	12.500	3.84	883.712	2521.006	4.382	11.9	-4.7	NO		NO	bb
9	9	180226M2_10	Standard	12.500	3.84	955.132	2773.309	4.305	11.7	-6.3	NO		NO	bb
10	10	180226M2_11	Standard	12.500	3.84	908.321	2302.191	4.932	13.4	7.3	NO		NO	bb

Dataset: F:\Projects\PFAS.PRO\Results\180227M2\180227M2-CRV.qld

Last Altered: Tuesday, February 27, 2018 12:40:46 Pacific Standard Time
Printed: Tuesday, February 27, 2018 12:47:22 Pacific Standard Time

Compound name: 13C2-PFOA
Response Factor: 1.22323
RRF SD: 0.0694841, Relative SD: 5.68038
Response type: Internal Std (Ref 58), Area * (IS Conc. / IS Area)
Curve type: RF

	#	Name	Type	Std. Conc	RT	Area	IS Area	Response	Conc.	%Dev	Conc. Flag	CoD	CoD Flag	x=excluded
1	1	180226M2_2	Standard	12.500	4.24	11958.069	10775.553	13.872	11.3	-9.3	NO		NO	MM
2	2	180226M2_3	Standard	12.500	4.22	12755.627	10562.504	15.095	12.3	-1.3	NO		NO	MM
3	3	180226M2_4	Standard	12.500	4.22	11995.005	10438.730	14.364	11.7	-6.1	NO		NO	MM
4	4	180226M2_5	Standard	12.500	4.21	12663.236	10084.343	15.697	12.8	2.7	NO		NO	bb
5	5	180226M2_6	Standard	12.500	4.21	12242.435	10374.898	14.750	12.1	-3.5	NO		NO	MM
6	6	180226M2_7	Standard	12.500	4.22	11460.625	9382.184	15.269	12.5	-0.1	NO		NO	MM
7	7	180226M2_8	Standard	12.500	4.21	12549.416	9539.376	16.444	13.4	7.5	NO		NO	MM
8	8	180226M2_9	Standard	12.500	4.21	11262.493	8719.073	16.146	13.2	5.6	NO		NO	MM
9	9	180226M2_10	Standard	12.500	4.21	12192.570	10239.839	14.884	12.2	-2.7	NO		NO	MM
10	10	180226M2_11	Standard	12.500	4.21	12047.525	9192.272	16.383	13.4	7.1	NO		NO	MM

Compound name: 13C5-PFNA
Response Factor: 0.947311
RRF SD: 0.0981397, Relative SD: 10.3598
Response type: Internal Std (Ref 59), Area * (IS Conc. / IS Area)
Curve type: RF

	#	Name	Type	Std. Conc	RT	Area	IS Area	Response	Conc.	%Dev	Conc. Flag	CoD	CoD Flag	x=excluded
1	1	180226M2_2	Standard	12.500	4.67	11429.846	12849.270	11.119	11.7	-6.1	NO		NO	MM
2	2	180226M2_3	Standard	12.500	4.66	9267.026	9478.058	12.222	12.9	3.2	NO		NO	bb
3	3	180226M2_4	Standard	12.500	4.66	8697.891	10923.514	9.953	10.5	-15.9	NO		NO	MM
4	4	180226M2_5	Standard	12.500	4.65	10491.863	9192.712	14.267	15.1	20.5	NO		NO	MM
5	5	180226M2_6	Standard	12.500	4.65	9872.210	10355.601	11.917	12.6	0.6	NO		NO	bb
6	6	180226M2_7	Standard	12.500	4.65	10317.391	11686.321	11.036	11.6	-6.8	NO		NO	MM
7	7	180226M2_8	Standard	12.500	4.65	9696.411	10174.095	11.913	12.6	0.6	NO		NO	MM
8	8	180226M2_9	Standard	12.500	4.65	10341.165	9710.498	13.312	14.1	12.4	NO		NO	MM
9	9	180226M2_10	Standard	12.500	4.65	8317.604	9356.740	11.112	11.7	-6.2	NO		NO	MM
10	10	180226M2_11	Standard	12.500	4.65	9116.825	9854.492	11.564	12.2	-2.3	NO		NO	MM

Dataset: F:\Projects\PFAS.PRO\Results\180227M2\180227M2-CRV.qld

Last Altered: Tuesday, February 27, 2018 12:40:46 Pacific Standard Time
Printed: Tuesday, February 27, 2018 12:47:22 Pacific Standard Time

Compound name: 13C8-PFOSA
Response Factor: 0.245034
RRF SD: 0.0254966, Relative SD: 10.4053
Response type: Internal Std (Ref 62), Area * (IS Conc. / IS Area)
Curve type: RF

	#	Name	Type	Std. Conc	RT	Area	IS Area	Response	Conc.	%Dev	Conc. Flag	CoD	CoD Flag	x=excluded
1	1	180226M2_2	Standard	12.500	4.73	3302.437	14756.651	2.797	11.4	-8.7	NO		NO	bd
2	2	180226M2_3	Standard	12.500	4.72	3592.300	13473.668	3.333	13.6	8.8	NO		NO	MM
3	3	180226M2_4	Standard	12.500	4.72	3316.651	12319.169	3.365	13.7	9.9	NO		NO	MM
4	4	180226M2_5	Standard	12.500	4.71	3129.419	12943.614	3.022	12.3	-1.3	NO		NO	bb
5	5	180226M2_6	Standard	12.500	4.71	3069.523	14132.594	2.715	11.1	-11.4	NO		NO	MM
6	6	180226M2_7	Standard	12.500	4.71	2946.100	11275.748	3.266	13.3	6.6	NO		NO	bb
7	7	180226M2_8	Standard	12.500	4.71	2956.195	15118.193	2.444	10.0	-20.2	NO		NO	bb
8	8	180226M2_9	Standard	12.500	4.71	3101.355	11672.713	3.321	13.6	8.4	NO		NO	bb
9	9	180226M2_10	Standard	12.500	4.71	2724.103	11178.643	3.046	12.4	-0.5	NO		NO	MM
10	10	180226M2_11	Standard	12.500	4.71	2855.338	10752.915	3.319	13.5	8.4	NO		NO	bb

Compound name: 13C8-PFOS
Response Factor: 1.06645
RRF SD: 0.110962, Relative SD: 10.4048
Response type: Internal Std (Ref 60), Area * (IS Conc. / IS Area)
Curve type: RF

	#	Name	Type	Std. Conc	RT	Area	IS Area	Response	Conc.	%Dev	Conc. Flag	CoD	CoD Flag	x=excluded
1	1	180226M2_2	Standard	12.500	4.76	3329.219	3066.044	13.573	12.7	1.8	NO		NO	bd
2	2	180226M2_3	Standard	12.500	4.74	2875.769	2747.513	13.084	12.3	-1.9	NO		NO	bb
3	3	180226M2_4	Standard	12.500	4.74	3255.357	2790.177	14.584	13.7	9.4	NO		NO	bb
4	4	180226M2_5	Standard	12.500	4.73	3143.141	2767.558	14.196	13.3	6.5	NO		NO	bb
5	5	180226M2_6	Standard	12.500	4.73	3126.708	2595.752	15.057	14.1	12.9	NO		NO	bb
6	6	180226M2_7	Standard	12.500	4.73	2959.272	3096.812	11.945	11.2	-10.4	NO		NO	bb
7	7	180226M2_8	Standard	12.500	4.73	2729.727	2740.774	12.450	11.7	-6.6	NO		NO	bb
8	8	180226M2_9	Standard	12.500	4.73	2796.047	3067.363	11.394	10.7	-14.5	NO		NO	bb
9	9	180226M2_10	Standard	12.500	4.73	2349.810	2474.271	11.871	11.1	-10.9	NO		NO	bb
10	10	180226M2_11	Standard	12.500	4.73	2396.615	1977.093	15.152	14.2	13.7	NO		NO	bb

Dataset: F:\Projects\PFAS.PRO\Results\180227M2\180227M2-CRV.qld

Last Altered: Tuesday, February 27, 2018 12:40:46 Pacific Standard Time
Printed: Tuesday, February 27, 2018 12:47:22 Pacific Standard Time

Compound name: 13C2-PFDA
Response Factor: 1.03265
RRF SD: 0.158612, Relative SD: 15.3596
Response type: Internal Std (Ref 61), Area * (IS Conc. / IS Area)
Curve type: RF

	#	Name	Type	Std. Conc	RT	Area	IS Area	Response	Conc.	%Dev	Conc. Flag	CoD	CoD Flag	x=excluded
1	1	180226M2_2	Standard	12.500	5.05	11623.528	11294.347	12.864	12.5	-0.3	NO		NO	MM
2	2	180226M2_3	Standard	12.500	5.03	8676.844	9530.545	11.380	11.0	-11.8	NO		NO	MM
3	3	180226M2_4	Standard	12.500	5.03	10714.989	8972.263	14.928	14.5	15.6	NO		NO	MM
4	4	180226M2_5	Standard	12.500	5.03	9099.777	12024.959	9.459	9.2	-26.7	NO		NO	MM
5	5	180226M2_6	Standard	12.500	5.03	12444.497	12112.834	12.842	12.4	-0.5	NO		NO	MM
6	6	180226M2_7	Standard	12.500	5.03	11110.365	9846.254	14.105	13.7	9.3	NO		NO	MM
7	7	180226M2_8	Standard	12.500	5.02	9609.825	11058.113	10.863	10.5	-15.8	NO		NO	MM
8	8	180226M2_9	Standard	12.500	5.03	10689.070	9709.895	13.761	13.3	6.6	NO		NO	MM
9	9	180226M2_10	Standard	12.500	5.03	10484.937	8102.197	16.176	15.7	25.3	NO		NO	MM
10	10	180226M2_11	Standard	12.500	5.03	10540.998	10372.407	12.703	12.3	-1.6	NO		NO	MM

Compound name: d3-N-MeFOSAA
Response Factor: 0.37569
RRF SD: 0.0440768, Relative SD: 11.7322
Response type: Internal Std (Ref 62), Area * (IS Conc. / IS Area)
Curve type: RF

	#	Name	Type	Std. Conc	RT	Area	IS Area	Response	Conc.	%Dev	Conc. Flag	CoD	CoD Flag	x=excluded
1	1	180226M2_2	Standard	12.500	5.20	4473.382	14756.651	3.789	10.1	-19.3	NO		NO	bb
2	2	180226M2_3	Standard	12.500	5.18	4742.536	13473.668	4.400	11.7	-6.3	NO		NO	bb
3	3	180226M2_4	Standard	12.500	5.18	4311.689	12319.169	4.375	11.6	-6.8	NO		NO	bb
4	4	180226M2_5	Standard	12.500	5.18	5262.292	12943.614	5.082	13.5	8.2	NO		NO	bb
5	5	180226M2_6	Standard	12.500	5.18	4593.605	14132.594	4.063	10.8	-13.5	NO		NO	bb
6	6	180226M2_7	Standard	12.500	5.18	5006.436	11275.748	5.550	14.8	18.2	NO		NO	bd
7	7	180226M2_8	Standard	12.500	5.17	5564.805	15118.193	4.601	12.2	-2.0	NO		NO	bd
8	8	180226M2_9	Standard	12.500	5.18	4602.822	11672.713	4.929	13.1	5.0	NO		NO	bd
9	9	180226M2_10	Standard	12.500	5.18	4718.678	11178.643	5.276	14.0	12.4	NO		NO	bd
10	10	180226M2_11	Standard	12.500	5.18	4211.408	10752.915	4.896	13.0	4.2	NO		NO	bd

Dataset: F:\Projects\PFAS.PRO\Results\180227M2\180227M2-CRV.qld

Last Altered: Tuesday, February 27, 2018 12:40:46 Pacific Standard Time
Printed: Tuesday, February 27, 2018 12:47:22 Pacific Standard Time

Compound name: d5-N-EtFOSAA
Response Factor: 0.391379
RRF SD: 0.0550179, Relative SD: 14.0575
Response type: Internal Std (Ref 62), Area * (IS Conc. / IS Area)
Curve type: RF

	#	Name	Type	Std. Conc	RT	Area	IS Area	Response	Conc.	%Dev	Conc. Flag	CoD	CoD Flag	x=excluded
1	1	180226M2_2	Standard	12.500	5.36	4736.268	14756.651	4.012	10.3	-18.0	NO		NO	MM
2	2	180226M2_3	Standard	12.500	5.34	5561.875	13473.668	5.160	13.2	5.5	NO		NO	bd
3	3	180226M2_4	Standard	12.500	5.34	5422.281	12319.169	5.502	14.1	12.5	NO		NO	MM
4	4	180226M2_5	Standard	12.500	5.34	4348.908	12943.614	4.200	10.7	-14.2	NO		NO	MM
5	5	180226M2_6	Standard	12.500	5.34	4834.579	14132.594	4.276	10.9	-12.6	NO		NO	MM
6	6	180226M2_7	Standard	12.500	5.33	4998.591	11275.748	5.541	14.2	13.3	NO		NO	bb
7	7	180226M2_8	Standard	12.500	5.33	5000.851	15118.193	4.135	10.6	-15.5	NO		NO	MM
8	8	180226M2_9	Standard	12.500	5.34	5529.171	11672.713	5.921	15.1	21.0	NO		NO	MM
9	9	180226M2_10	Standard	12.500	5.33	4690.722	11178.643	5.245	13.4	7.2	NO		NO	MM
10	10	180226M2_11	Standard	12.500	5.34	4241.212	10752.915	4.930	12.6	0.8	NO		NO	MM

Compound name: 13C2-PFUdA
Response Factor: 0.922649
RRF SD: 0.0962149, Relative SD: 10.4281
Response type: Internal Std (Ref 62), Area * (IS Conc. / IS Area)
Curve type: RF

	#	Name	Type	Std. Conc	RT	Area	IS Area	Response	Conc.	%Dev	Conc. Flag	CoD	CoD Flag	x=excluded
1	1	180226M2_2	Standard	12.500	5.37	13541.162	14756.651	11.470	12.4	-0.5	NO		NO	MM
2	2	180226M2_3	Standard	12.500	5.36	11177.621	13473.668	10.370	11.2	-10.1	NO		NO	MM
3	3	180226M2_4	Standard	12.500	5.36	10741.861	12319.169	10.900	11.8	-5.5	NO		NO	MM
4	4	180226M2_5	Standard	12.500	5.36	10836.385	12943.614	10.465	11.3	-9.3	NO		NO	MM
5	5	180226M2_6	Standard	12.500	5.36	12982.598	14132.594	11.483	12.4	-0.4	NO		NO	bd
6	6	180226M2_7	Standard	12.500	5.36	10275.891	11275.748	11.392	12.3	-1.2	NO		NO	MM
7	7	180226M2_8	Standard	12.500	5.36	12462.505	15118.193	10.304	11.2	-10.7	NO		NO	MM
8	8	180226M2_9	Standard	12.500	5.36	13237.508	11672.713	14.176	15.4	22.9	NO		NO	MM
9	9	180226M2_10	Standard	12.500	5.35	11319.958	11178.643	12.658	13.7	9.8	NO		NO	MM
10	10	180226M2_11	Standard	12.500	5.36	10420.808	10752.915	12.114	13.1	5.0	NO		NO	MM

Dataset: F:\Projects\PFAS.PRO\Results\180227M2\180227M2-CRV.qld

Last Altered: Tuesday, February 27, 2018 12:40:46 Pacific Standard Time
Printed: Tuesday, February 27, 2018 12:47:22 Pacific Standard Time

Compound name: 13C2-PFDoA
Response Factor: 0.833675
RRF SD: 0.110867, Relative SD: 13.2986
Response type: Internal Std (Ref 62), Area * (IS Conc. / IS Area)
Curve type: RF

	#	Name	Type	Std. Conc	RT	Area	IS Area	Response	Conc.	%Dev	Conc. Flag	CoD	CoD Flag	x=excluded
1	1	180226M2_2	Standard	12.500	5.66	10588.743	14756.651	8.969	10.8	-13.9	NO		NO	MM
2	2	180226M2_3	Standard	12.500	5.64	10206.597	13473.668	9.469	11.4	-9.1	NO		NO	bb
3	3	180226M2_4	Standard	12.500	5.64	9167.320	12319.169	9.302	11.2	-10.7	NO		NO	MM
4	4	180226M2_5	Standard	12.500	5.64	10768.854	12943.614	10.400	12.5	-0.2	NO		NO	MM
5	5	180226M2_6	Standard	12.500	5.64	9987.722	14132.594	8.834	10.6	-15.2	NO		NO	MM
6	6	180226M2_7	Standard	12.500	5.64	10914.709	11275.748	12.100	14.5	16.1	NO		NO	bb
7	7	180226M2_8	Standard	12.500	5.64	11388.252	15118.193	9.416	11.3	-9.6	NO		NO	bb
8	8	180226M2_9	Standard	12.500	5.64	10946.808	11672.713	11.723	14.1	12.5	NO		NO	MM
9	9	180226M2_10	Standard	12.500	5.64	10749.900	11178.643	12.021	14.4	15.4	NO		NO	bb
10	10	180226M2_11	Standard	12.500	5.64	10302.419	10752.915	11.976	14.4	14.9	NO		NO	bb

Compound name: d3-N-MeFOSA
Response Factor: 0.108953
RRF SD: 0.0122134, Relative SD: 11.2099
Response type: Internal Std (Ref 62), Area * (IS Conc. / IS Area)
Curve type: RF

	#	Name	Type	Std. Conc	RT	Area	IS Area	Response	Conc.	%Dev	Conc. Flag	CoD	CoD Flag	x=excluded
1	1	180226M2_2	Standard	150.000	5.79	17052.371	14756.651	14.445	132.6	-11.6	NO		NO	MM
2	2	180226M2_3	Standard	150.000	5.78	16708.109	13473.668	15.501	142.3	-5.2	NO		NO	MM
3	3	180226M2_4	Standard	150.000	5.78	16869.578	12319.169	17.117	157.1	4.7	NO		NO	MM
4	4	180226M2_5	Standard	150.000	5.78	16851.537	12943.614	16.274	149.4	-0.4	NO		NO	MM
5	5	180226M2_6	Standard	150.000	5.78	16127.766	14132.594	14.265	130.9	-12.7	NO		NO	MM
6	6	180226M2_7	Standard	150.000	5.78	16523.625	11275.748	18.318	168.1	12.1	NO		NO	MM
7	7	180226M2_8	Standard	150.000	5.78	16327.263	15118.193	13.500	123.9	-17.4	NO		NO	MM
8	8	180226M2_9	Standard	150.000	5.78	16217.037	11672.713	17.366	159.4	6.3	NO		NO	MM
9	9	180226M2_10	Standard	150.000	5.78	16179.356	11178.643	18.092	166.1	10.7	NO		NO	MM
10	10	180226M2_11	Standard	150.000	5.78	15959.183	10752.915	18.552	170.3	13.5	NO		NO	MM

Dataset: F:\Projects\PFAS.PRO\Results\180227M2\180227M2-CRV.qld

Last Altered: Tuesday, February 27, 2018 12:40:46 Pacific Standard Time
Printed: Tuesday, February 27, 2018 12:47:22 Pacific Standard Time

Compound name: 13C2-PFTeDA
Response Factor: 0.403526
RRF SD: 0.0635771, Relative SD: 15.7554
Response type: Internal Std (Ref 62), Area * (IS Conc. / IS Area)
Curve type: RF

	#	Name	Type	Std. Conc	RT	Area	IS Area	Response	Conc.	%Dev	Conc. Flag	CoD	CoD Flag	x=excluded
1	1	180226M2_2	Standard	12.500	6.13	4933.750	14756.651	4.179	10.4	-17.1	NO		NO	MM
2	2	180226M2_3	Standard	12.500	6.11	5345.228	13473.668	4.959	12.3	-1.7	NO		NO	MM
3	3	180226M2_4	Standard	12.500	6.11	4711.548	12319.169	4.781	11.8	-5.2	NO		NO	MM
4	4	180226M2_5	Standard	12.500	6.11	5091.644	12943.614	4.917	12.2	-2.5	NO		NO	MM
5	5	180226M2_6	Standard	12.500	6.11	4548.068	14132.594	4.023	10.0	-20.2	NO		NO	MM
6	6	180226M2_7	Standard	12.500	6.11	5104.287	11275.748	5.658	14.0	12.2	NO		NO	MM
7	7	180226M2_8	Standard	12.500	6.11	5489.825	15118.193	4.539	11.2	-10.0	NO		NO	MM
8	8	180226M2_9	Standard	12.500	6.11	5760.587	11672.713	6.169	15.3	22.3	NO		NO	MM
9	9	180226M2_10	Standard	12.500	6.11	5519.097	11178.643	6.171	15.3	22.4	NO		NO	bb
10	10	180226M2_11	Standard	12.500	6.11	6525.255	10752.915	7.585	18.8	50.4	NO		NO	bbX

Compound name: d5-N-ETFOSA
Response Factor: 0.163317
RRF SD: 0.0147993, Relative SD: 9.06172
Response type: Internal Std (Ref 62), Area * (IS Conc. / IS Area)
Curve type: RF

	#	Name	Type	Std. Conc	RT	Area	IS Area	Response	Conc.	%Dev	Conc. Flag	CoD	CoD Flag	x=excluded
1	1	180226M2_2	Standard	150.000	6.20	26063.068	14756.651	22.077	135.2	-9.9	NO		NO	bb
2	2	180226M2_3	Standard	150.000	6.19	26078.820	13473.668	24.194	148.1	-1.2	NO		NO	MM
3	3	180226M2_4	Standard	150.000	6.19	24800.307	12319.169	25.164	154.1	2.7	NO		NO	MM
4	4	180226M2_5	Standard	150.000	6.19	25876.775	12943.614	24.990	153.0	2.0	NO		NO	MM
5	5	180226M2_6	Standard	150.000	6.19	25114.955	14132.594	22.214	136.0	-9.3	NO		NO	MM
6	6	180226M2_7	Standard	150.000	6.19	24906.615	11275.748	27.611	169.1	12.7	NO		NO	MM
7	7	180226M2_8	Standard	150.000	6.19	25332.775	15118.193	20.946	128.3	-14.5	NO		NO	MM
8	8	180226M2_9	Standard	150.000	6.19	25394.207	11672.713	27.194	166.5	11.0	NO		NO	MM
9	9	180226M2_10	Standard	150.000	6.19	23432.574	11178.643	26.202	160.4	7.0	NO		NO	MM
10	10	180226M2_11	Standard	150.000	6.19	20974.932	10752.915	24.383	149.3	-0.5	NO		NO	MM

Dataset: F:\Projects\PFAS.PRO\Results\180227M2\180227M2-CRV.qld

Last Altered: Tuesday, February 27, 2018 12:40:46 Pacific Standard Time
Printed: Tuesday, February 27, 2018 12:47:22 Pacific Standard Time

Compound name: 13C2-PFHxDA
Response Factor: 0.645443
RRF SD: 0.122678, Relative SD: 19.0069
Response type: Internal Std (Ref 62), Area * (IS Conc. / IS Area)
Curve type: RF

	#	Name	Type	Std. Conc	RT	Area	IS Area	Response	Conc.	%Dev	Conc. Flag	CoD	CoD Flag	x=excluded
1	1	180226M2_2	Standard	5.000	6.46	2848.020	14756.651	2.412	3.7	-25.2	NO		NO	MM
2	2	180226M2_3	Standard	5.000	6.45	3082.303	13473.668	2.860	4.4	-11.4	NO		NO	bb
3	3	180226M2_4	Standard	5.000	6.45	3375.233	12319.169	3.425	5.3	6.1	NO		NO	bb
4	4	180226M2_5	Standard	5.000	6.45	3395.069	12943.614	3.279	5.1	1.6	NO		NO	bb
5	5	180226M2_6	Standard	5.000	6.44	2892.229	14132.594	2.558	4.0	-20.7	NO		NO	MM
6	6	180226M2_7	Standard	5.000	6.44	3417.548	11275.748	3.789	5.9	17.4	NO		NO	bb
7	7	180226M2_8	Standard	5.000	6.44	3855.581	15118.193	3.188	4.9	-1.2	NO		NO	bb
8	8	180226M2_9	Standard	5.000	6.44	2919.635	11672.713	3.127	4.8	-3.1	NO		NO	MM
9	9	180226M2_10	Standard	5.000	6.44	3942.259	11178.643	4.408	6.8	36.6	NO		NO	MM
10	10	180226M2_11	Standard	5.000	6.44	4422.753	10752.915	5.141	8.0	59.3	NO		NO	MMX

Compound name: d7-N-MeFOSE
Response Factor: 0.140982
RRF SD: 0.0228832, Relative SD: 16.2313
Response type: Internal Std (Ref 62), Area * (IS Conc. / IS Area)
Curve type: RF

	#	Name	Type	Std. Conc	RT	Area	IS Area	Response	Conc.	%Dev	Conc. Flag	CoD	CoD Flag	x=excluded
1	1	180226M2_2	Standard	150.000	6.34	17682.760	14756.651	14.979	106.2	-29.2	NO		NO	MM
2	2	180226M2_3	Standard	150.000	6.33	18224.227	13473.668	16.907	119.9	-20.1	NO		NO	MM
3	3	180226M2_4	Standard	150.000	6.33	25005.207	12319.169	25.372	180.0	20.0	NO		NO	MM
4	4	180226M2_5	Standard	150.000	6.33	21303.943	12943.614	20.574	145.9	-2.7	NO		NO	MM
5	5	180226M2_6	Standard	150.000	6.32	24193.604	14132.594	21.399	151.8	1.2	NO		NO	MM
6	6	180226M2_7	Standard	150.000	6.33	20116.314	11275.748	22.300	158.2	5.5	NO		NO	MM
7	7	180226M2_8	Standard	150.000	6.33	23032.328	15118.193	19.044	135.1	-9.9	NO		NO	bb
8	8	180226M2_9	Standard	150.000	6.32	20554.672	11672.713	22.011	156.1	4.1	NO		NO	MM
9	9	180226M2_10	Standard	150.000	6.32	20671.441	11178.643	23.115	164.0	9.3	NO		NO	MM
10	10	180226M2_11	Standard	150.000	6.33	22170.209	10752.915	25.772	182.8	21.9	NO		NO	MM

Dataset: F:\Projects\PFAS.PRO\Results\180227M2\180227M2-CRV.qld

Last Altered: Tuesday, February 27, 2018 12:40:46 Pacific Standard Time
Printed: Tuesday, February 27, 2018 12:47:22 Pacific Standard Time

Compound name: d9-N-EtFOSE
Response Factor: 0.134716
RRF SD: 0.023882, Relative SD: 17.7278
Response type: Internal Std (Ref 62), Area * (IS Conc. / IS Area)
Curve type: RF

	#	Name	Type	Std. Conc	RT	Area	IS Area	Response	Conc.	%Dev	Conc. Flag	CoD	CoD Flag	x=excluded
1	1	180226M2_2	Standard	150.000	6.49	16707.746	14756.651	14.153	105.1	-30.0	NO		NO	MM
2	2	180226M2_3	Standard	150.000	6.48	18944.525	13473.668	17.576	130.5	-13.0	NO		NO	MM
3	3	180226M2_4	Standard	150.000	6.47	23684.359	12319.169	24.032	178.4	18.9	NO		NO	MM
4	4	180226M2_5	Standard	150.000	6.47	19876.539	12943.614	19.195	142.5	-5.0	NO		NO	MM
5	5	180226M2_6	Standard	150.000	6.47	18408.998	14132.594	16.282	120.9	-19.4	NO		NO	MM
6	6	180226M2_7	Standard	150.000	6.47	20221.941	11275.748	22.418	166.4	10.9	NO		NO	MM
7	7	180226M2_8	Standard	150.000	6.47	21951.955	15118.193	18.150	134.7	-10.2	NO		NO	MM
8	8	180226M2_9	Standard	150.000	6.47	21223.029	11672.713	22.727	168.7	12.5	NO		NO	MM
9	9	180226M2_10	Standard	150.000	6.47	21255.953	11178.643	23.768	176.4	17.6	NO		NO	MM
10	10	180226M2_11	Standard	150.000	6.47	20449.369	10752.915	23.772	176.5	17.6	NO		NO	MM

Compound name: 13C4-PFBA
Response Factor: 1
RRF SD: 7.40149e-017, Relative SD: 7.40149e-015
Response type: Internal Std (Ref 55), Area * (IS Conc. / IS Area)
Curve type: RF

	#	Name	Type	Std. Conc	RT	Area	IS Area	Response	Conc.	%Dev	Conc. Flag	CoD	CoD Flag	x=excluded
1	1	180226M2_2	Standard	12.500	1.37	8019.492	8019.492	12.500	12.5	0.0	NO		NO	MM
2	2	180226M2_3	Standard	12.500	1.36	8076.307	8076.307	12.500	12.5	0.0	NO		NO	MM
3	3	180226M2_4	Standard	12.500	1.35	6198.374	6198.374	12.500	12.5	0.0	NO		NO	MM
4	4	180226M2_5	Standard	12.500	1.35	8761.081	8761.081	12.500	12.5	0.0	NO		NO	MM
5	5	180226M2_6	Standard	12.500	1.35	8048.414	8048.414	12.500	12.5	0.0	NO		NO	MM
6	6	180226M2_7	Standard	12.500	1.35	8449.744	8449.744	12.500	12.5	0.0	NO		NO	MM
7	7	180226M2_8	Standard	12.500	1.35	8042.722	8042.722	12.500	12.5	0.0	NO		NO	MM
8	8	180226M2_9	Standard	12.500	1.35	8041.544	8041.544	12.500	12.5	0.0	NO		NO	MM
9	9	180226M2_10	Standard	12.500	1.35	10083.433	10083.433	12.500	12.5	0.0	NO		NO	MM
10	10	180226M2_11	Standard	12.500	1.35	10663.383	10663.383	12.500	12.5	0.0	NO		NO	MM

Dataset: F:\Projects\PFAS.PRO\Results\180227M2\180227M2-CRV.qld

Last Altered: Tuesday, February 27, 2018 12:40:46 Pacific Standard Time
Printed: Tuesday, February 27, 2018 12:47:22 Pacific Standard Time

Compound name: 13C5-PFHxA
Response Factor: 1
RRF SD: 0, Relative SD: 0
Response type: Internal Std (Ref 56), Area * (IS Conc. / IS Area)
Curve type: RF

	#	Name	Type	Std. Conc	RT	Area	IS Area	Response	Conc.	%Dev	Conc. Flag	CoD	CoD Flag	x=excluded
1	1	180226M2_2	Standard	12.500	3.10	12599.827	12599.827	12.500	12.5	0.0	NO		NO	MM
2	2	180226M2_3	Standard	12.500	3.08	10323.526	10323.526	12.500	12.5	0.0	NO		NO	MM
3	3	180226M2_4	Standard	12.500	3.08	12476.610	12476.610	12.500	12.5	0.0	NO		NO	MM
4	4	180226M2_5	Standard	12.500	3.07	9577.748	9577.748	12.500	12.5	0.0	NO		NO	MM
5	5	180226M2_6	Standard	12.500	3.07	12531.263	12531.263	12.500	12.5	0.0	NO		NO	bb
6	6	180226M2_7	Standard	12.500	3.07	11683.981	11683.981	12.500	12.5	0.0	NO		NO	bb
7	7	180226M2_8	Standard	12.500	3.07	9576.313	9576.313	12.500	12.5	0.0	NO		NO	MM
8	8	180226M2_9	Standard	12.500	3.07	11280.258	11280.258	12.500	12.5	0.0	NO		NO	MM
9	9	180226M2_10	Standard	12.500	3.07	10382.308	10382.308	12.500	12.5	0.0	NO		NO	MM
10	10	180226M2_11	Standard	12.500	3.07	9930.610	9930.610	12.500	12.5	0.0	NO		NO	MM

Compound name: 13C3-PFHxS
Response Factor: 1
RRF SD: 0, Relative SD: 0
Response type: Internal Std (Ref 57), Area * (IS Conc. / IS Area)
Curve type: RF

	#	Name	Type	Std. Conc	RT	Area	IS Area	Response	Conc.	%Dev	Conc. Flag	CoD	CoD Flag	x=excluded
1	1	180226M2_2	Standard	12.500	3.86	2558.851	2558.851	12.500	12.5	0.0	NO		NO	bb
2	2	180226M2_3	Standard	12.500	3.85	2960.902	2960.902	12.500	12.5	0.0	NO		NO	bb
3	3	180226M2_4	Standard	12.500	3.84	2906.105	2906.105	12.500	12.5	0.0	NO		NO	bb
4	4	180226M2_5	Standard	12.500	3.84	2987.966	2987.966	12.500	12.5	0.0	NO		NO	bb
5	5	180226M2_6	Standard	12.500	3.84	2506.587	2506.587	12.500	12.5	0.0	NO		NO	bb
6	6	180226M2_7	Standard	12.500	3.84	2611.737	2611.737	12.500	12.5	0.0	NO		NO	bb
7	7	180226M2_8	Standard	12.500	3.84	2896.151	2896.151	12.500	12.5	0.0	NO		NO	bb
8	8	180226M2_9	Standard	12.500	3.84	2521.006	2521.006	12.500	12.5	0.0	NO		NO	bb
9	9	180226M2_10	Standard	12.500	3.84	2773.309	2773.309	12.500	12.5	0.0	NO		NO	bb
10	10	180226M2_11	Standard	12.500	3.84	2302.191	2302.191	12.500	12.5	0.0	NO		NO	bb

Dataset: F:\Projects\PFAS.PRO\Results\180227M2\180227M2-CRV.qld

Last Altered: Tuesday, February 27, 2018 12:40:46 Pacific Standard Time
Printed: Tuesday, February 27, 2018 12:47:22 Pacific Standard Time

Compound name: 13C8-PFOA
Response Factor: 1
RRF SD: 0, Relative SD: 0
Response type: Internal Std (Ref 58), Area * (IS Conc. / IS Area)
Curve type: RF

	#	Name	Type	Std. Conc	RT	Area	IS Area	Response	Conc.	%Dev	Conc. Flag	CoD	CoD Flag	x=excluded
1	1	180226M2_2	Standard	12.500	4.24	10775.553	10775.553	12.500	12.5	0.0	NO		NO	MM
2	2	180226M2_3	Standard	12.500	4.22	10562.504	10562.504	12.500	12.5	0.0	NO		NO	bb
3	3	180226M2_4	Standard	12.500	4.22	10438.730	10438.730	12.500	12.5	0.0	NO		NO	bb
4	4	180226M2_5	Standard	12.500	4.22	10084.343	10084.343	12.500	12.5	0.0	NO		NO	MM
5	5	180226M2_6	Standard	12.500	4.21	10374.898	10374.898	12.500	12.5	0.0	NO		NO	bb
6	6	180226M2_7	Standard	12.500	4.21	9382.184	9382.184	12.500	12.5	0.0	NO		NO	MM
7	7	180226M2_8	Standard	12.500	4.21	9539.376	9539.376	12.500	12.5	0.0	NO		NO	bb
8	8	180226M2_9	Standard	12.500	4.21	8719.073	8719.073	12.500	12.5	0.0	NO		NO	MM
9	9	180226M2_10	Standard	12.500	4.21	10239.839	10239.839	12.500	12.5	0.0	NO		NO	bb
10	10	180226M2_11	Standard	12.500	4.21	9192.272	9192.272	12.500	12.5	0.0	NO		NO	MM

Compound name: 13C9-PFNA
Response Factor: 1
RRF SD: 3.70074e-017, Relative SD: 3.70074e-015
Response type: Internal Std (Ref 59), Area * (IS Conc. / IS Area)
Curve type: RF

	#	Name	Type	Std. Conc	RT	Area	IS Area	Response	Conc.	%Dev	Conc. Flag	CoD	CoD Flag	x=excluded
1	1	180226M2_2	Standard	12.500	4.67	12849.270	12849.270	12.500	12.5	0.0	NO		NO	MM
2	2	180226M2_3	Standard	12.500	4.66	9478.058	9478.058	12.500	12.5	0.0	NO		NO	bb
3	3	180226M2_4	Standard	12.500	4.66	10923.514	10923.514	12.500	12.5	0.0	NO		NO	bb
4	4	180226M2_5	Standard	12.500	4.65	9192.712	9192.712	12.500	12.5	0.0	NO		NO	MM
5	5	180226M2_6	Standard	12.500	4.65	10355.601	10355.601	12.500	12.5	0.0	NO		NO	MM
6	6	180226M2_7	Standard	12.500	4.65	11686.321	11686.321	12.500	12.5	0.0	NO		NO	bb
7	7	180226M2_8	Standard	12.500	4.65	10174.095	10174.095	12.500	12.5	0.0	NO		NO	MM
8	8	180226M2_9	Standard	12.500	4.65	9710.498	9710.498	12.500	12.5	0.0	NO		NO	MM
9	9	180226M2_10	Standard	12.500	4.65	9356.740	9356.740	12.500	12.5	0.0	NO		NO	MM
10	10	180226M2_11	Standard	12.500	4.65	9854.492	9854.492	12.500	12.5	0.0	NO		NO	MM

Dataset: F:\Projects\PFAS.PRO\Results\180227M2\180227M2-CRV.qld

Last Altered: Tuesday, February 27, 2018 12:40:46 Pacific Standard Time
Printed: Tuesday, February 27, 2018 12:47:22 Pacific Standard Time

Compound name: 13C4-PFOS
Response Factor: 1
RRF SD: 0, Relative SD: 0
Response type: Internal Std (Ref 60), Area * (IS Conc. / IS Area)
Curve type: RF

	#	Name	Type	Std. Conc	RT	Area	IS Area	Response	Conc.	%Dev	Conc. Flag	CoD	CoD Flag	x=excluded
1	1	180226M2_2	Standard	12.500	4.76	3066.044	3066.044	12.500	12.5	0.0	NO		NO	MM
2	2	180226M2_3	Standard	12.500	4.74	2747.513	2747.513	12.500	12.5	0.0	NO		NO	bb
3	3	180226M2_4	Standard	12.500	4.74	2790.177	2790.177	12.500	12.5	0.0	NO		NO	bb
4	4	180226M2_5	Standard	12.500	4.73	2767.558	2767.558	12.500	12.5	0.0	NO		NO	bb
5	5	180226M2_6	Standard	12.500	4.73	2595.752	2595.752	12.500	12.5	0.0	NO		NO	bb
6	6	180226M2_7	Standard	12.500	4.73	3096.812	3096.812	12.500	12.5	0.0	NO		NO	bb
7	7	180226M2_8	Standard	12.500	4.73	2740.774	2740.774	12.500	12.5	0.0	NO		NO	bb
8	8	180226M2_9	Standard	12.500	4.73	3067.363	3067.363	12.500	12.5	0.0	NO		NO	MM
9	9	180226M2_10	Standard	12.500	4.73	2474.271	2474.271	12.500	12.5	0.0	NO		NO	bb
10	10	180226M2_11	Standard	12.500	4.73	1977.093	1977.093	12.500	12.5	0.0	NO		NO	bb

Compound name: 13C6-PFDA
Response Factor: 1
RRF SD: 3.70074e-017, Relative SD: 3.70074e-015
Response type: Internal Std (Ref 61), Area * (IS Conc. / IS Area)
Curve type: RF

	#	Name	Type	Std. Conc	RT	Area	IS Area	Response	Conc.	%Dev	Conc. Flag	CoD	CoD Flag	x=excluded
1	1	180226M2_2	Standard	12.500	5.05	11294.347	11294.347	12.500	12.5	0.0	NO		NO	bb
2	2	180226M2_3	Standard	12.500	5.03	9530.545	9530.545	12.500	12.5	0.0	NO		NO	MM
3	3	180226M2_4	Standard	12.500	5.03	8972.263	8972.263	12.500	12.5	0.0	NO		NO	MM
4	4	180226M2_5	Standard	12.500	5.03	12024.959	12024.959	12.500	12.5	0.0	NO		NO	MM
5	5	180226M2_6	Standard	12.500	5.03	12112.834	12112.834	12.500	12.5	0.0	NO		NO	bb
6	6	180226M2_7	Standard	12.500	5.03	9846.254	9846.254	12.500	12.5	0.0	NO		NO	MM
7	7	180226M2_8	Standard	12.500	5.03	11058.113	11058.113	12.500	12.5	0.0	NO		NO	MM
8	8	180226M2_9	Standard	12.500	5.03	9709.895	9709.895	12.500	12.5	0.0	NO		NO	MM
9	9	180226M2_10	Standard	12.500	5.03	8102.197	8102.197	12.500	12.5	0.0	NO		NO	MM
10	10	180226M2_11	Standard	12.500	5.03	10372.407	10372.407	12.500	12.5	0.0	NO		NO	bb

Vista Analytical Laboratory

Dataset: F:\Projects\PFAS.PRO\Results\180227M2\180227M2-CRV.qld

Last Altered: Tuesday, February 27, 2018 12:40:46 Pacific Standard Time
Printed: Tuesday, February 27, 2018 12:48:57 Pacific Standard Time

Compound name: 13C7-PFUdA
Response Factor: 1
RRF SD: 5.23364e-017, Relative SD: 5.23364e-015
Response type: Internal Std (Ref 62), Area * (IS Conc. / IS Area)
Curve type: RF

	#	Name	Type	Std. Conc	RT	Area	IS Area	Response	Conc.	%Dev	Conc. Flag	CoD	CoD Flag	x=excluded
1	1	180226M2_2	Standard	12.500	5.37	14756.651	14756.651	12.500	12.5	0.0	NO		NO	MM
2	2	180226M2_3	Standard	12.500	5.36	13473.668	13473.668	12.500	12.5	0.0	NO		NO	MM
3	3	180226M2_4	Standard	12.500	5.36	12319.169	12319.169	12.500	12.5	0.0	NO		NO	MM
4	4	180226M2_5	Standard	12.500	5.36	12943.614	12943.614	12.500	12.5	0.0	NO		NO	MM
5	5	180226M2_6	Standard	12.500	5.36	14132.594	14132.594	12.500	12.5	0.0	NO		NO	MM
6	6	180226M2_7	Standard	12.500	5.36	11275.748	11275.748	12.500	12.5	0.0	NO		NO	MM
7	7	180226M2_8	Standard	12.500	5.36	15118.193	15118.193	12.500	12.5	0.0	NO		NO	bb
8	8	180226M2_9	Standard	12.500	5.36	11672.713	11672.713	12.500	12.5	0.0	NO		NO	MM
9	9	180226M2_10	Standard	12.500	5.36	11178.643	11178.643	12.500	12.5	0.0	NO		NO	MM
10	10	180226M2_11	Standard	12.500	5.36	10752.915	10752.915	12.500	12.5	0.0	NO		NO	MM

Vista Analytical Laboratory

Dataset: F:\Projects\PFAS.PRO\Results\180227M2\180227M2-CRV_B.qld

Last Altered: Tuesday, February 27, 2018 13:10:36 Pacific Standard Time
Printed: Tuesday, February 27, 2018 13:14:39 Pacific Standard Time

Method: F:\Projects\PFAS.PRO\MethDB\PFAS_FULL_80C_022318.mdb 26 Feb 2018 09:30:45
Calibration: 27 Feb 2018 13:10:36

Name: 180226M2_2, Date: 26-Feb-2018, Time: 12:04:44, ID: ST180226M2-1 PFC CS-2 18B2312, Description: PFC CS-2 18B2312

	#	Name	IS#	CoD	CoD Flag	%RSD
1	1	PFBA	34	0.9992	NO	
2	2	PFPeA	35	0.9989	NO	
3	3	PFBS	36	0.9993	NO	
4	4	4:2 FTS	36	0.9980	NO	
5	5	PFHxA	37	0.9970	NO	
6	6	PFPeS	36	0.9954	NO	
7	7	PFHpA	38	0.9985	NO	
8	8	L-PFHxS	39	0.9988	NO	
9	10	6:2 FTS	40	0.9950	NO	
10	11	L-PFOA	40	0.9976	NO	
11	13	PFHpS	40	0.9976	NO	
12	14	PFNA	41	0.9975	NO	
13	15	PFOSA	42	0.9937	NO	
14	16	L-PFOS	43	0.9972	NO	
15	18	PFDA	44	0.9906	NO	
16	19	8:2 FTS	40	0.9938	NO	
17	20	PFNS	43	0.9994	NO	
18	21	N-MeFOSAA	45	0.9976	NO	
19	22	N-EtFOSAA	45	0.9964	NO	
20	23	PFUdA	48	0.9966	NO	
21	24	PFDS	47	0.9946	NO	
22	25	PFDoA	48	0.9936	NO	
23	26	N-MeFOSA	49	0.9951	NO	
24	27	PFTrDA	48	0.9995	NO	
25	28	PFTeDA	50	0.9993	NO	
26	29	N-EtFOSA	51	0.9984	NO	
27	30	PFHxDA	52	0.9969	NO	
28	31	PFODA	52	0.9922	NO	
29	32	N-MeFOSE	53	0.9987	NO	
30	33	N-EtFOSE	54	0.9963	NO	
31	34	13C3-PFBA	55		NO	5.481

Dataset: F:\Projects\PFAS.PRO\Results\180227M2\180227M2-CRV_B.qld

Last Altered: Tuesday, February 27, 2018 13:10:36 Pacific Standard Time
Printed: Tuesday, February 27, 2018 13:14:39 Pacific Standard Time

Name: 180226M2_2, Date: 26-Feb-2018, Time: 12:04:44, ID: ST180226M2-1 PFC CS-2 18B2312, Description: PFC CS-2 18B2312

	#	Name	IS#	CoD	CoD Flag	%RSD
32	35	13C3-PFPeA	56		NO	10.859
33	36	13C3-PFBS	56		NO	12.049
34	37	13C2-PFHxA	56		NO	10.803
35	38	13C4-PFHpA	56		NO	11.744
36	39	18O2-PFHxS	57		NO	7.532
37	40	13C2-PFOA	58		NO	5.680
38	41	13C5-PFNA	59		NO	10.360
39	42	13C8-PFOSA	62		NO	10.405
40	43	13C8-PFOS	60		NO	10.405
41	44	13C2-PFDA	61		NO	15.360
42	45	d3-N-MeFOSAA	62		NO	11.732
43	46	d5-N-EtFOSAA	62		NO	14.057
44	47	13C2-PFUdA	62		NO	10.428
45	48	13C2-PFDoA	62		NO	13.299
46	49	d3-N-MeFOSA	62		NO	11.210
47	50	13C2-PFTeDA	62		NO	15.755
48	51	d5-N-ETFOSA	62		NO	9.062
49	52	13C2-PFHxDA	62		NO	19.007
50	53	d7-N-MeFOSE	62		NO	16.231
51	54	d9-N-EtFOSE	62		NO	17.728
52	55	13C4-PFBA	55		NO	0.000
53	56	13C5-PFHxA	56		NO	0.000
54	57	13C3-PFHxS	57		NO	0.000
55	58	13C8-PFOA	58		NO	0.000
56	59	13C9-PFNA	59		NO	0.000
57	60	13C4-PFOS	60		NO	0.000
58	61	13C6-PFDA	61		NO	0.000
59	62	13C7-PFUdA	62		NO	0.000

Vista Analytical Laboratory

Dataset: Untitled

Last Altered: Tuesday, February 27, 2018 13:24:04 Pacific Standard Time
Printed: Tuesday, February 27, 2018 13:24:16 Pacific Standard Time

Method: F:\Projects\PFAS.PRO\MethDB\PFAS_FULL_80C_022618.mdb 27 Feb 2018 13:06:57
Calibration: F:\Projects\PFAS.PRO\CurveDB\C18_VAL-PFAS_Q4_02-26-18-FULL.cdb 27 Feb 2018 13:10:36

Compound name: PFBA

	Name	ID	Acq.Date	Acq.Time
1	180226M2_1	IPA	26-Feb-18	11:53:20
2	180226M2_2	ST180226M2-1 PFC CS-2 18B2312	26-Feb-18	12:04:44
3	180226M2_3	ST180226M2-2 PFC CS-1 18B2313	26-Feb-18	12:16:11
4	180226M2_4	ST180226M2-3 PFC CS0 18B2314	26-Feb-18	12:27:38
5	180226M2_5	ST180226M2-4 PFC CS1 18B2315	26-Feb-18	12:39:04
6	180226M2_6	ST180226M2-5 PFC CS2 18B2316	26-Feb-18	12:50:34
7	180226M2_7	ST180226M2-6 PFC CS3 18B2317	26-Feb-18	13:02:03
8	180226M2_8	ST180226M2-7 PFC CS4 18B2318	26-Feb-18	13:13:32
9	180226M2_9	ST180226M2-8 PFC CS5 18B2319	26-Feb-18	13:25:02
10	180226M2_10	ST180226M2-9 PFC CS6 18B2320	26-Feb-18	13:36:32
11	180226M2_11	ST180226M2-10 PFC CS7 18B2321	26-Feb-18	13:48:00
12	180226M2_12	IPA	26-Feb-18	13:59:30
13	180226M2_13	ICV180226M2-1 PFC ICV 18B2311	26-Feb-18	14:10:59
14	180226M2_14	IPA	26-Feb-18	14:22:28

Vista Analytical Laboratory Q1

Dataset: F:\Projects\PFAS.PRO\Results\180227M2\180227M2-CRV.qld

Last Altered: Tuesday, February 27, 2018 12:40:46 Pacific Standard Time
Printed: Tuesday, February 27, 2018 12:52:59 Pacific Standard Time

Method: F:\Projects\PFAS.PRO\MethDB\PFAS_FULL_80C_022318.mdb 26 Feb 2018 09:30:45
Calibration: F:\Projects\PFAS.PRO\CurveDB\C18_VAL-PFAS_Q4_02-26-18-FULL.cdb 27 Feb 2018 12:40:46

Compound name: PFBA
Correlation coefficient: r = 0.999624, r^2 = 0.999248
Calibration curve: 1.18815 * x + -0.137971
Response type: Internal Std (Ref 34), Area * (IS Conc. / IS Area)
Curve type: Linear, Origin: Include, Weighting: 1/x, Axis trans: None

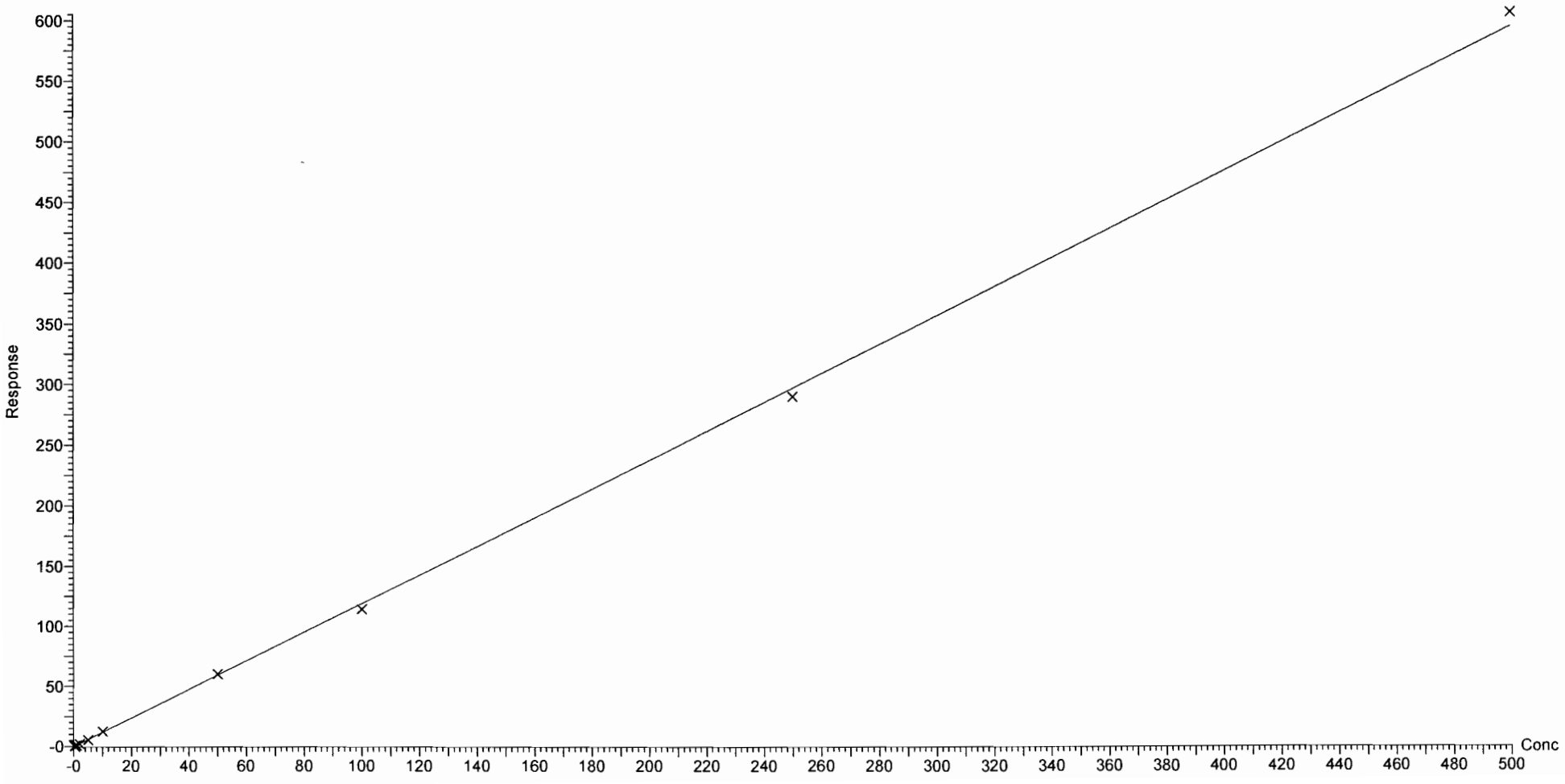

Vista Analytical Laboratory Q1

Dataset: F:\Projects\PFAS.PRO\Results\180227M2\180227M2-CRV.qld

Last Altered: Tuesday, February 27, 2018 12:40:46 Pacific Standard Time
Printed: Tuesday, February 27, 2018 12:52:59 Pacific Standard Time

Compound name: PFPeA
Correlation coefficient: r = 0.999453, r^2 = 0.998907
Calibration curve: 0.992632 * x + 0.0341744
Response type: Internal Std (Ref 35), Area * (IS Conc. / IS Area)
Curve type: Linear, Origin: Exclude, Weighting: 1/x, Axis trans: None

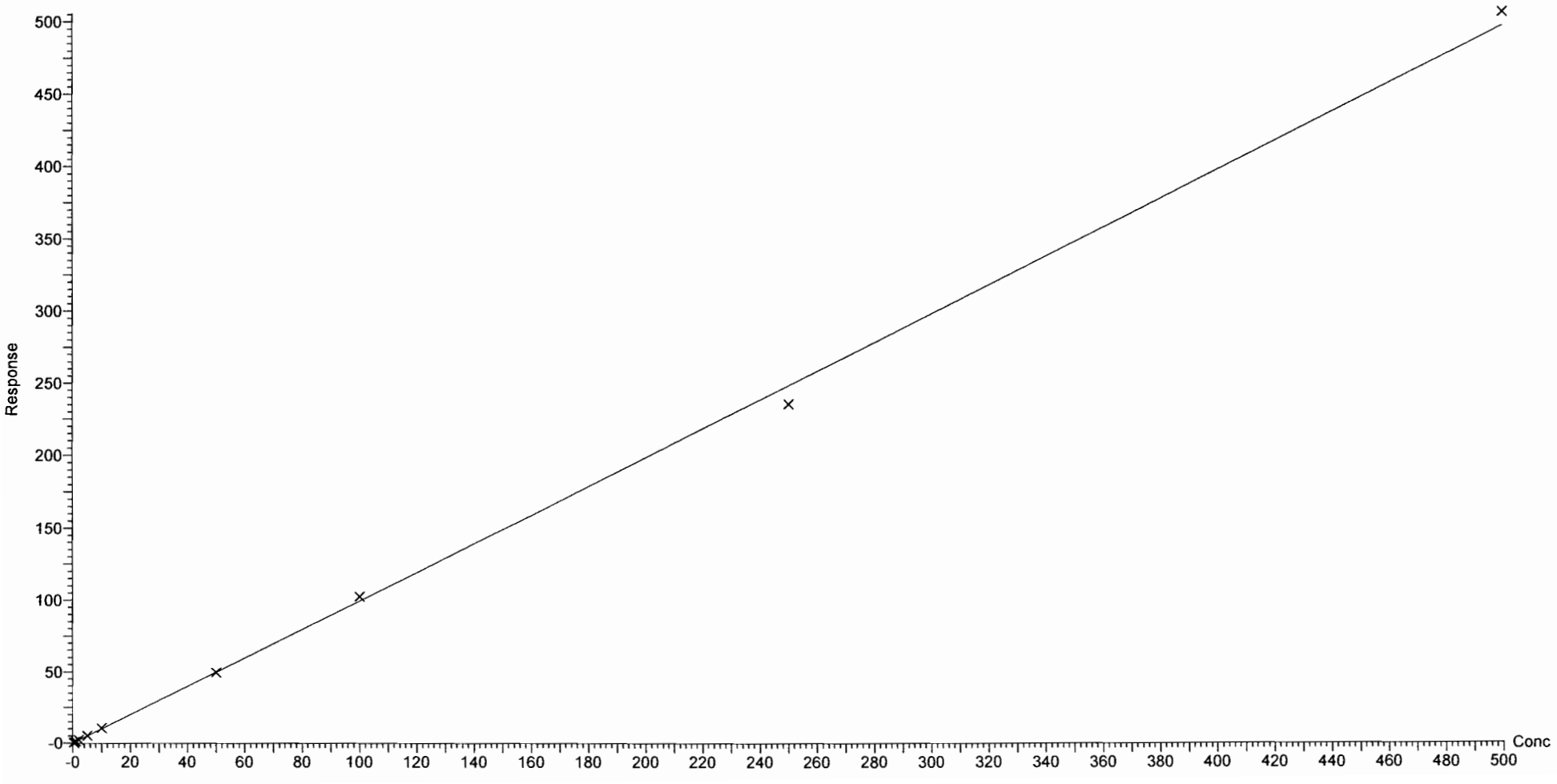

Vista Analytical Laboratory Q1

Dataset: F:\Projects\PFAS.PRO\Results\180227M2\180227M2-CRV.qld

Last Altered: Tuesday, February 27, 2018 12:40:46 Pacific Standard Time
Printed: Tuesday, February 27, 2018 12:52:59 Pacific Standard Time

Compound name: PFBS
Coefficient of Determination: R^2 = 0.999267
Calibration curve: -0.000212929 * x^2 + 1.7721 * x + 0.0507636
Response type: Internal Std (Ref 36), Area * (IS Conc. / IS Area)
Curve type: 2nd Order, Origin: Exclude, Weighting: 1/x, Axis trans: None

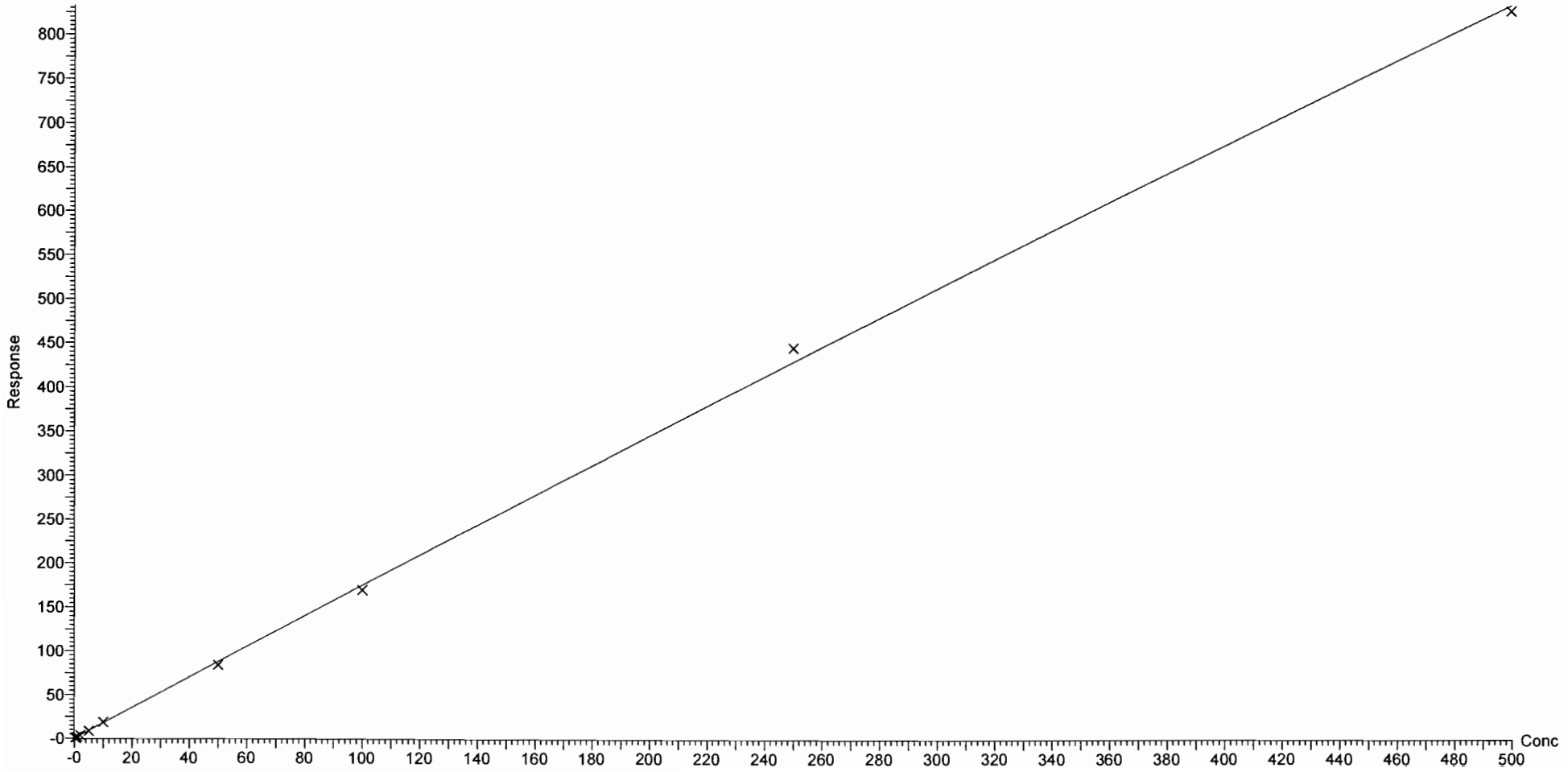

Dataset: F:\Projects\PFAS.PRO\Results\180227M2\180227M2-CRV.qld

Last Altered: Tuesday, February 27, 2018 12:40:46 Pacific Standard Time
Printed: Tuesday, February 27, 2018 12:52:59 Pacific Standard Time

Compound name: 4:2 FTS
Coefficient of Determination: R^2 = 0.998010
Calibration curve: -0.000660045 * x^2 + 1.52034 * x + -0.0576986
Response type: Internal Std (Ref 36), Area * (IS Conc. / IS Area)
Curve type: 2nd Order, Origin: Exclude, Weighting: 1/x, Axis trans: None

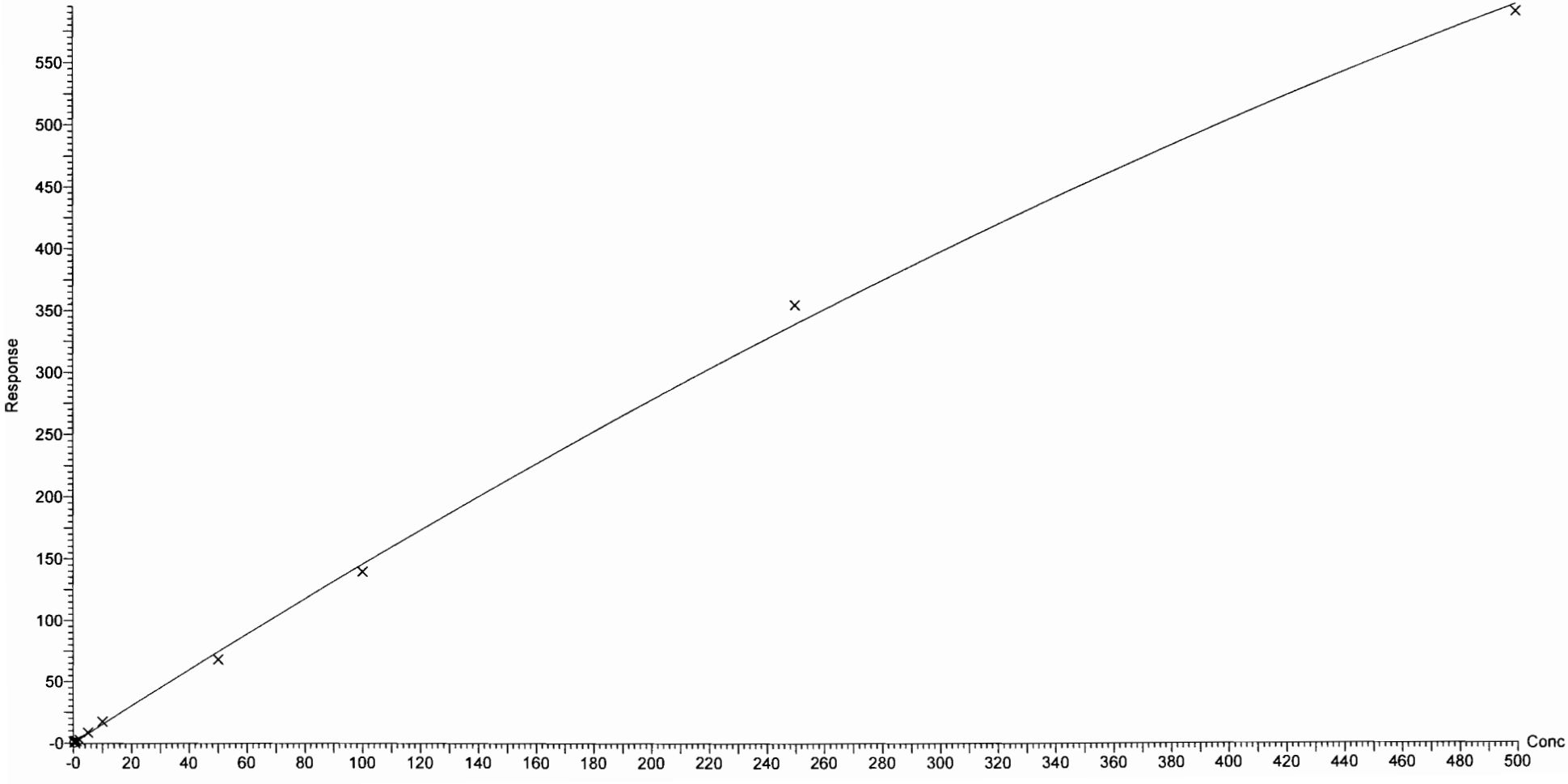

Dataset: F:\Projects\PFAS.PRO\Results\180227M2\180227M2-CRV.qld

Last Altered: Tuesday, February 27, 2018 12:40:46 Pacific Standard Time
Printed: Tuesday, February 27, 2018 12:52:59 Pacific Standard Time

Compound name: PFHxA
Coefficient of Determination: R^2 = 0.997026
Calibration curve: -0.000239527 * x^2 + 1.46589 * x + 0.0919244
Response type: Internal Std (Ref 37), Area * (IS Conc. / IS Area)
Curve type: 2nd Order, Origin: Include, Weighting: 1/x, Axis trans: None

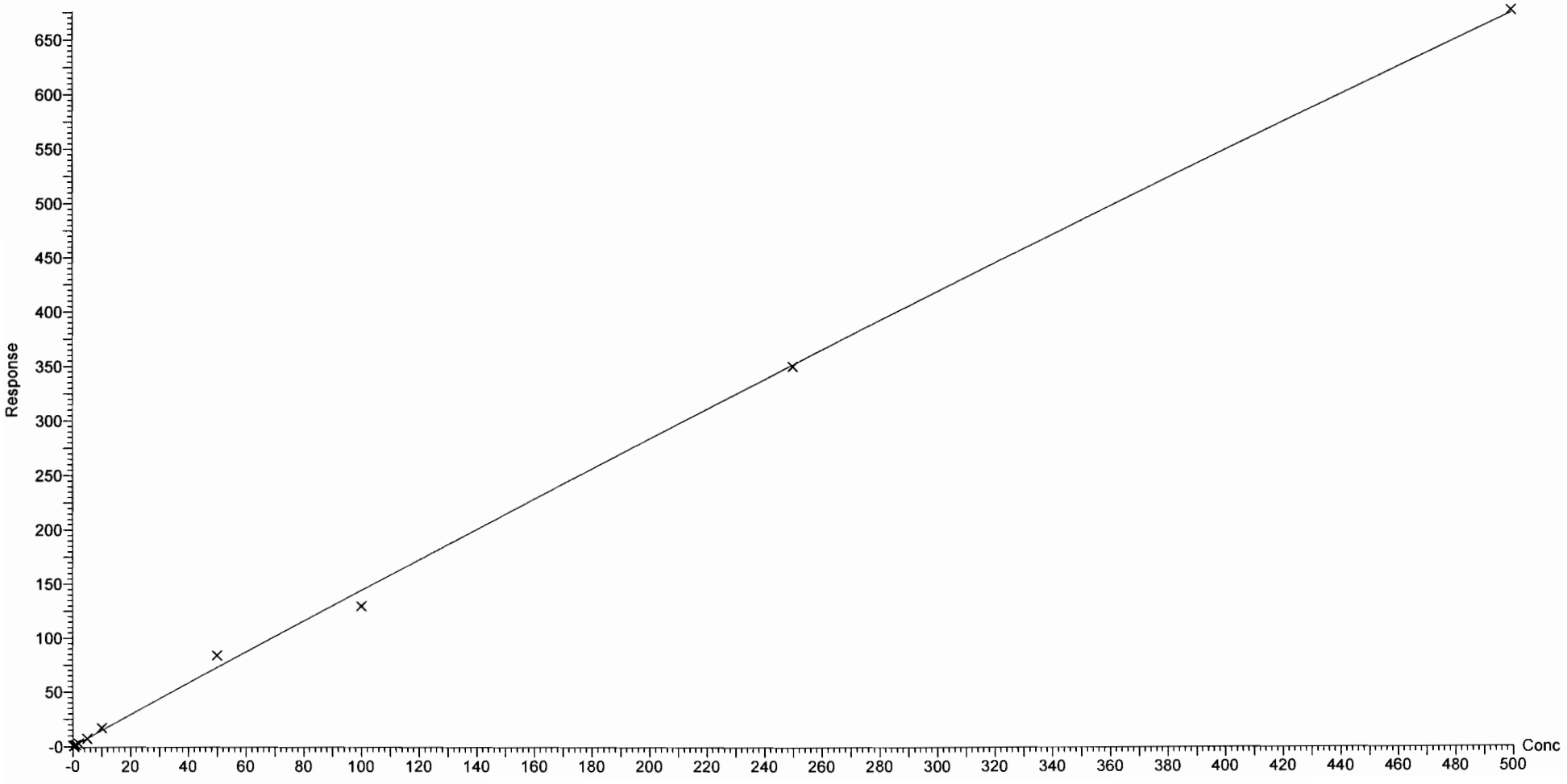

Vista Analytical Laboratory Q1

Dataset: F:\Projects\PFAS.PRO\Results\180227M2\180227M2-CRV.qld

Last Altered: Tuesday, February 27, 2018 12:40:46 Pacific Standard Time
Printed: Tuesday, February 27, 2018 12:52:59 Pacific Standard Time

Compound name: PFPeS
Correlation coefficient: r = 0.997697, r^2 = 0.995399
Calibration curve: 1.76399 * x + 0.0670382
Response type: Internal Std (Ref 36), Area * (IS Conc. / IS Area)
Curve type: Linear, Origin: Exclude, Weighting: 1/x, Axis trans: None

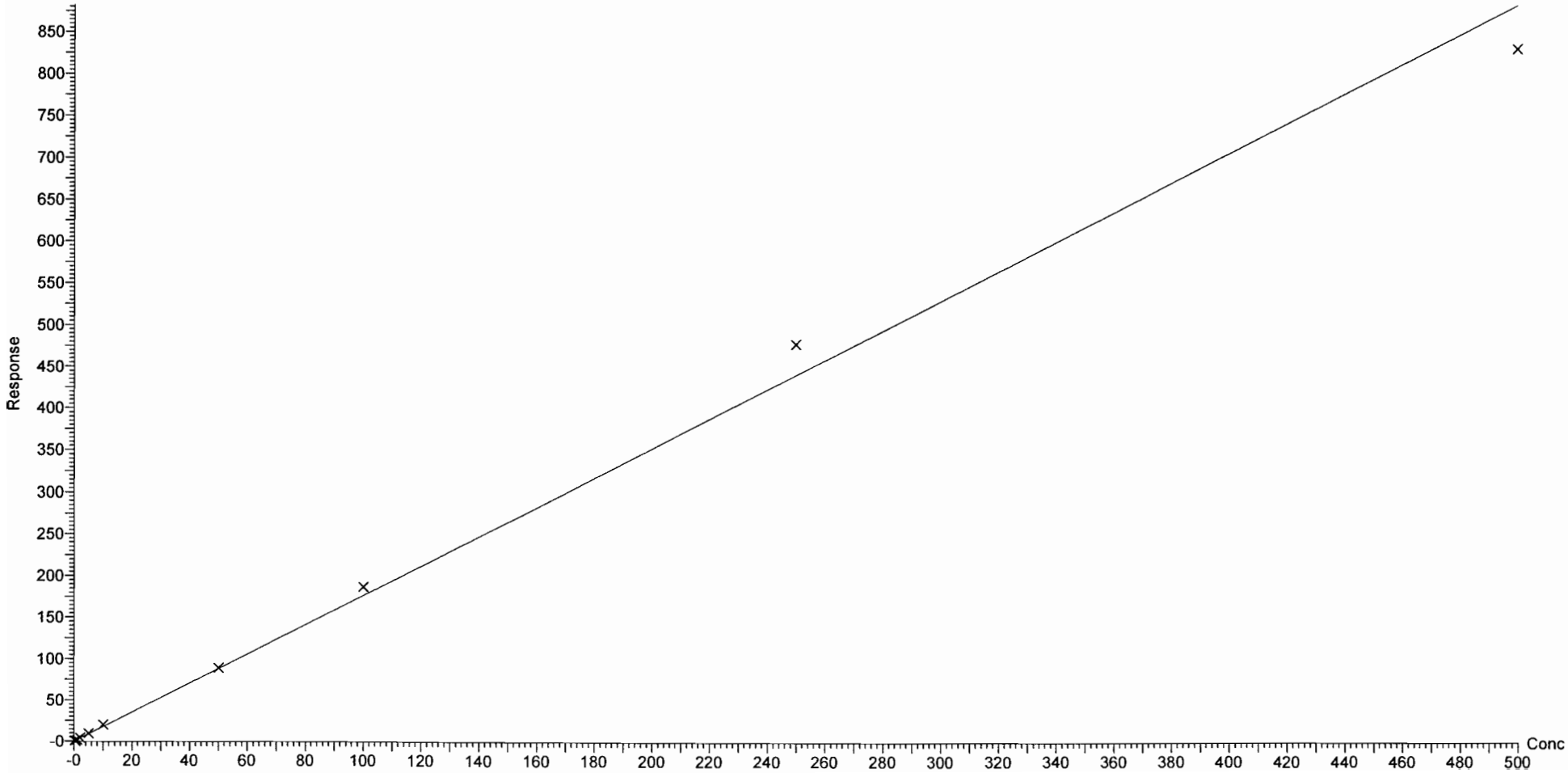

Dataset: F:\Projects\PFAS.PRO\Results\180227M2\180227M2-CRV.qld

Last Altered: Tuesday, February 27, 2018 12:40:46 Pacific Standard Time
Printed: Tuesday, February 27, 2018 12:52:59 Pacific Standard Time

Compound name: PFHpA
Correlation coefficient: r = 0.999245, r^2 = 0.998490
Calibration curve: 1.30662 * x + 0.0247993
Response type: Internal Std (Ref 38), Area * (IS Conc. / IS Area)
Curve type: Linear, Origin: Exclude, Weighting: 1/x, Axis trans: None

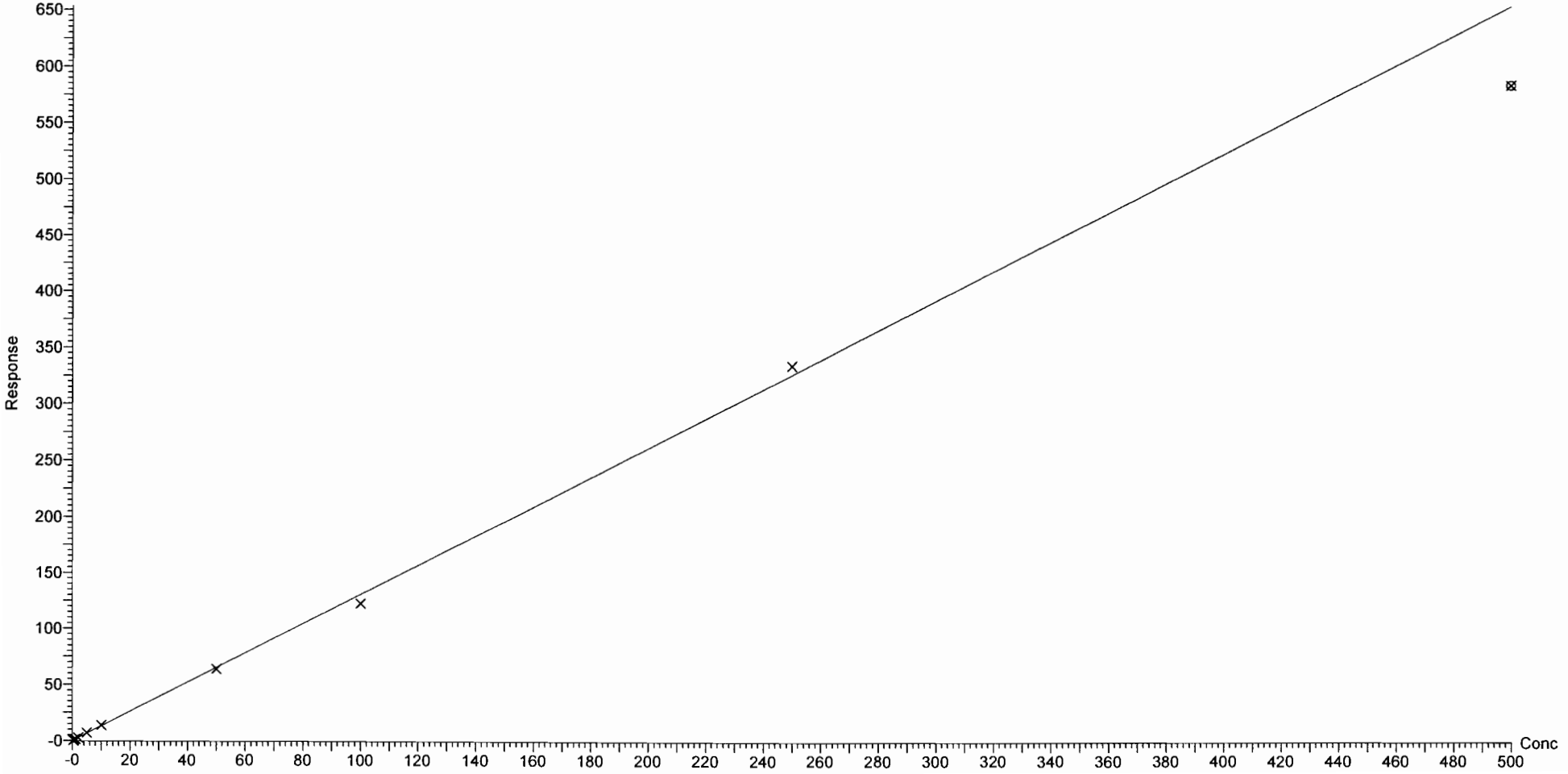

Vista Analytical Laboratory Q1

Dataset: F:\Projects\PFAS.PRO\Results\180227M2\180227M2-CRV.qld

Last Altered: Tuesday, February 27, 2018 12:40:46 Pacific Standard Time
Printed: Tuesday, February 27, 2018 12:52:59 Pacific Standard Time

Compound name: L-PFHxS
Correlation coefficient: r = 0.999393, r^2 = 0.998786
Calibration curve: 1.83931 * x + -0.104206
Response type: Internal Std (Ref 39), Area * (IS Conc. / IS Area)
Curve type: Linear, Origin: Exclude, Weighting: 1/x, Axis trans: None

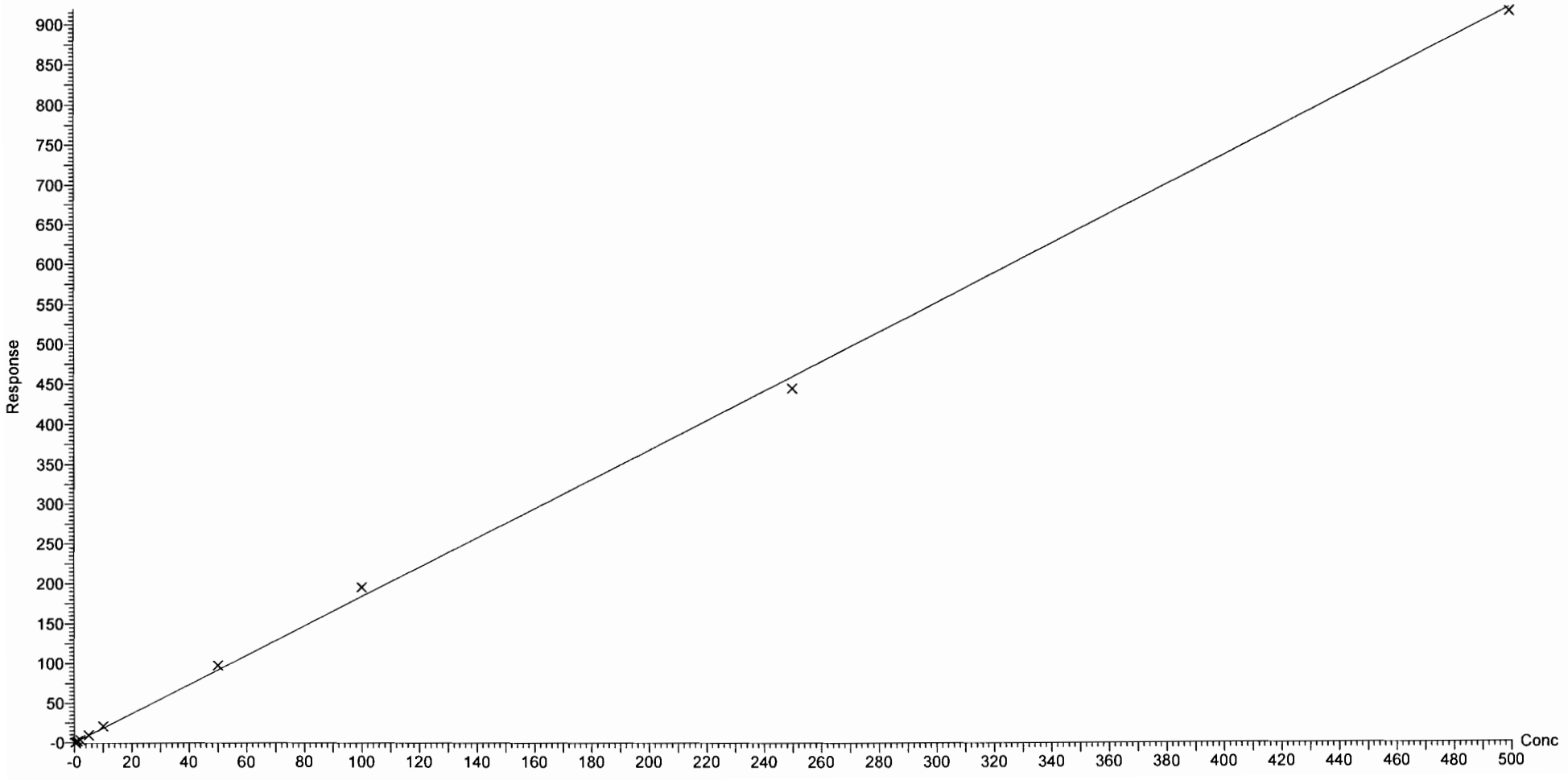

Dataset: F:\Projects\PFAS.PRO\Results\180227M2\180227M2-CRV.qld

Last Altered: Tuesday, February 27, 2018 12:40:46 Pacific Standard Time
Printed: Tuesday, February 27, 2018 12:52:59 Pacific Standard Time

Compound name: 6:2 FTS
Coefficient of Determination: R^2 = 0.995024
Calibration curve: -0.000132708 * x^2 + 0.250882 * x + -0.0103027
Response type: Internal Std (Ref 40), Area * (IS Conc. / IS Area)
Curve type: 2nd Order, Origin: Include, Weighting: 1/x, Axis trans: None

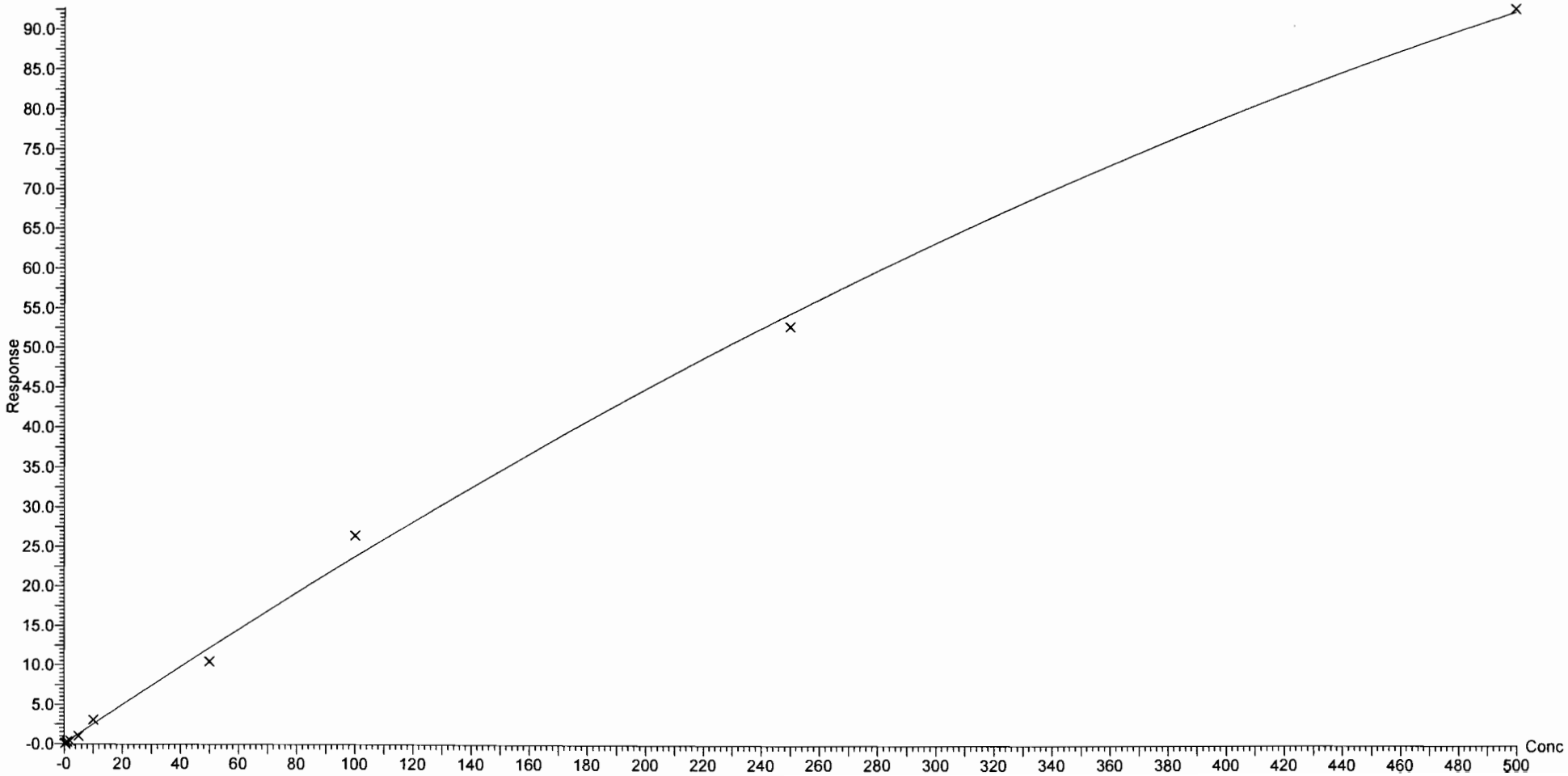

Vista Analytical Laboratory Q1

Dataset: F:\Projects\PFAS.PRO\Results\180227M2\180227M2-CRV.qld

Last Altered: Tuesday, February 27, 2018 12:40:46 Pacific Standard Time
Printed: Tuesday, February 27, 2018 12:52:59 Pacific Standard Time

Compound name: L-PFOA
Correlation coefficient: r = 0.998823, r^2 = 0.997647
Calibration curve: 0.948629 * x + 0.116883
Response type: Internal Std (Ref 40), Area * (IS Conc. / IS Area)
Curve type: Linear, Origin: Exclude, Weighting: 1/x, Axis trans: None

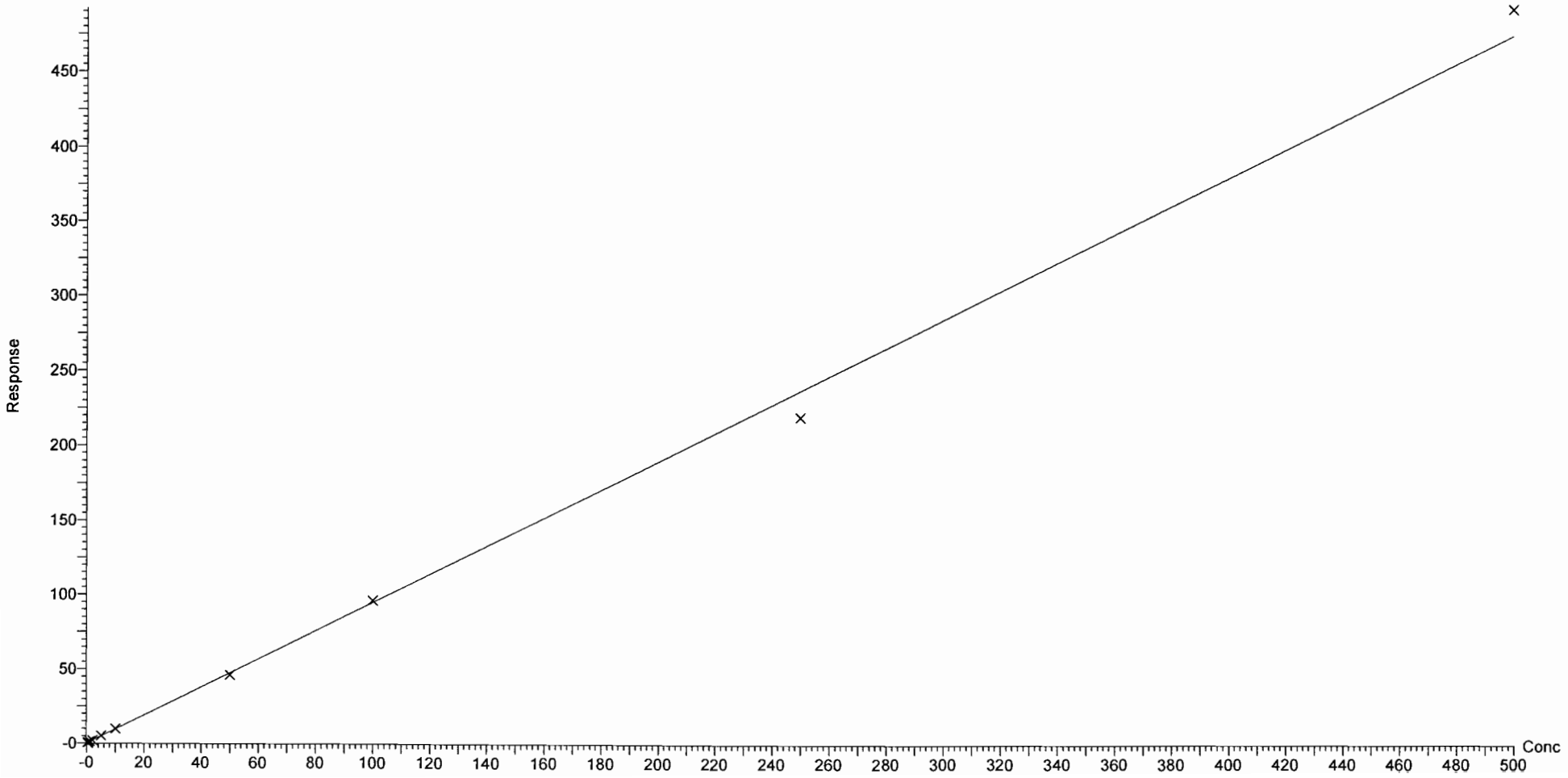

Dataset: F:\Projects\PFAS.PRO\Results\180227M2\180227M2-CRV.qld

Last Altered: Tuesday, February 27, 2018 12:40:46 Pacific Standard Time
Printed: Tuesday, February 27, 2018 12:52:59 Pacific Standard Time

Compound name: PFHpS
Coefficient of Determination: R^2 = 0.997576
Calibration curve: -0.000143688 * x^2 + 0.255439 * x + -0.00470262
Response type: Internal Std (Ref 40), Area * (IS Conc. / IS Area)
Curve type: 2nd Order, Origin: Exclude, Weighting: 1/x, Axis trans: None

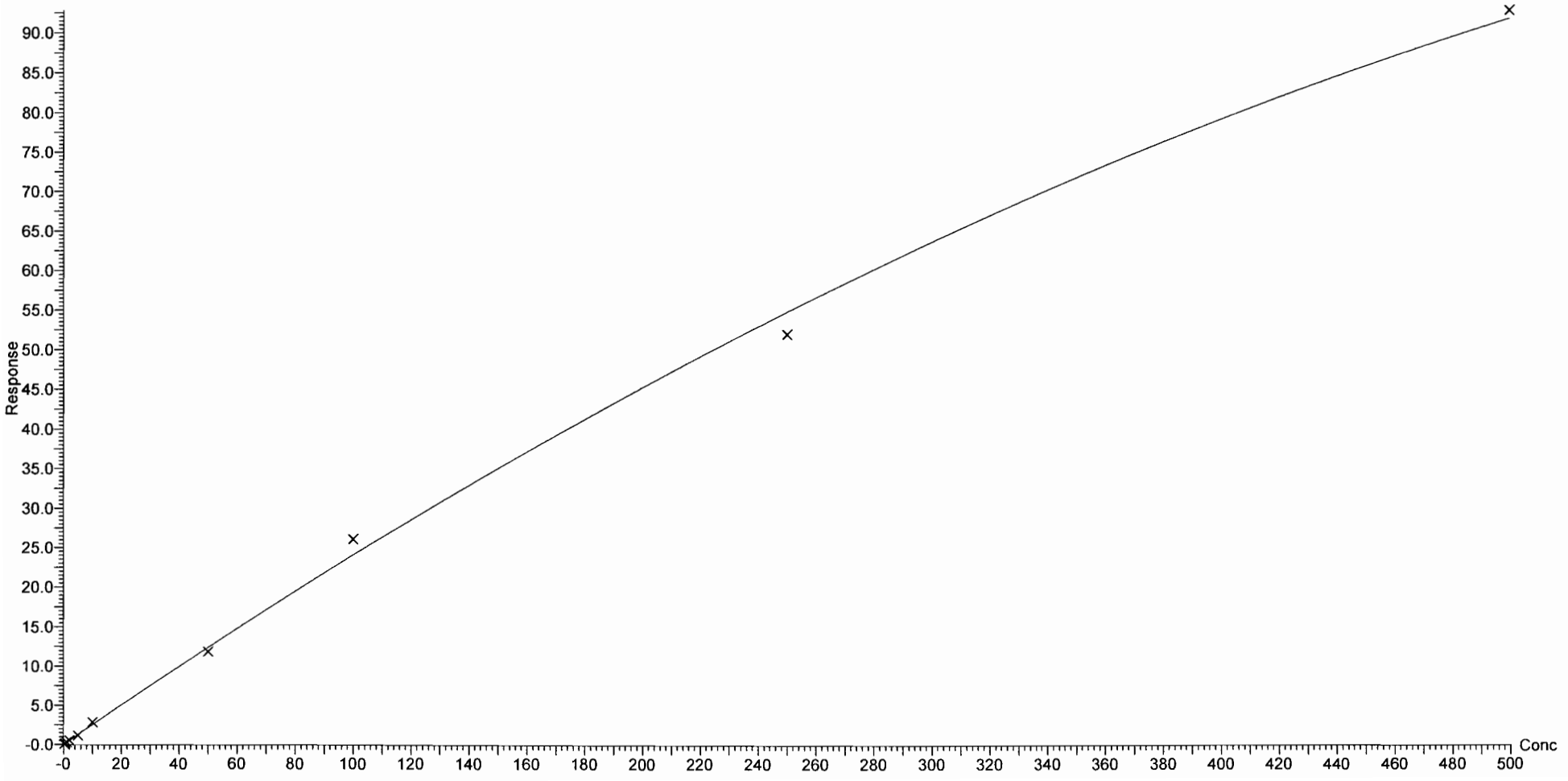

Dataset: F:\Projects\PFAS.PRO\Results\180227M2\180227M2-CRV.qld

Last Altered: Tuesday, February 27, 2018 12:40:46 Pacific Standard Time
Printed: Tuesday, February 27, 2018 12:52:59 Pacific Standard Time

Compound name: PFNA
Coefficient of Determination: R^2 = 0.997473
Calibration curve: -9.20614e-005 * x^2 + 1.42217 * x + -0.23745
Response type: Internal Std (Ref 41), Area * (IS Conc. / IS Area)
Curve type: 2nd Order, Origin: Exclude, Weighting: 1/x, Axis trans: None

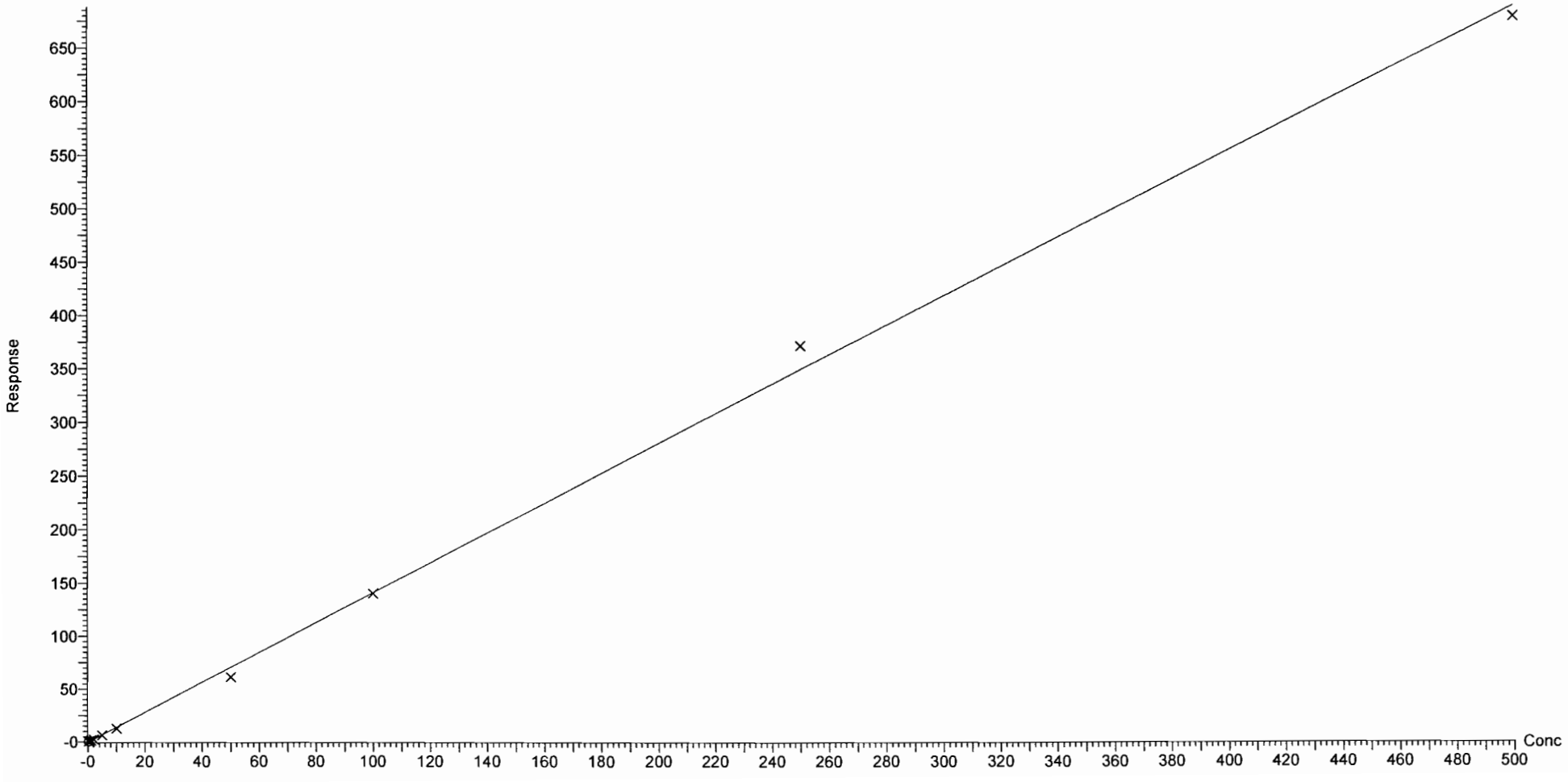

Vista Analytical Laboratory Q1

Dataset: F:\Projects\PFAS.PRO\Results\180227M2\180227M2-CRV.qld

Last Altered: Tuesday, February 27, 2018 12:40:46 Pacific Standard Time
Printed: Tuesday, February 27, 2018 12:52:59 Pacific Standard Time

Compound name: PFOSA
Correlation coefficient: r = 0.996831, r^2 = 0.993672
Calibration curve: 0.968862 * x + 0.151961
Response type: Internal Std (Ref 42), Area * (IS Conc. / IS Area)
Curve type: Linear, Origin: Exclude, Weighting: 1/x, Axis trans: None

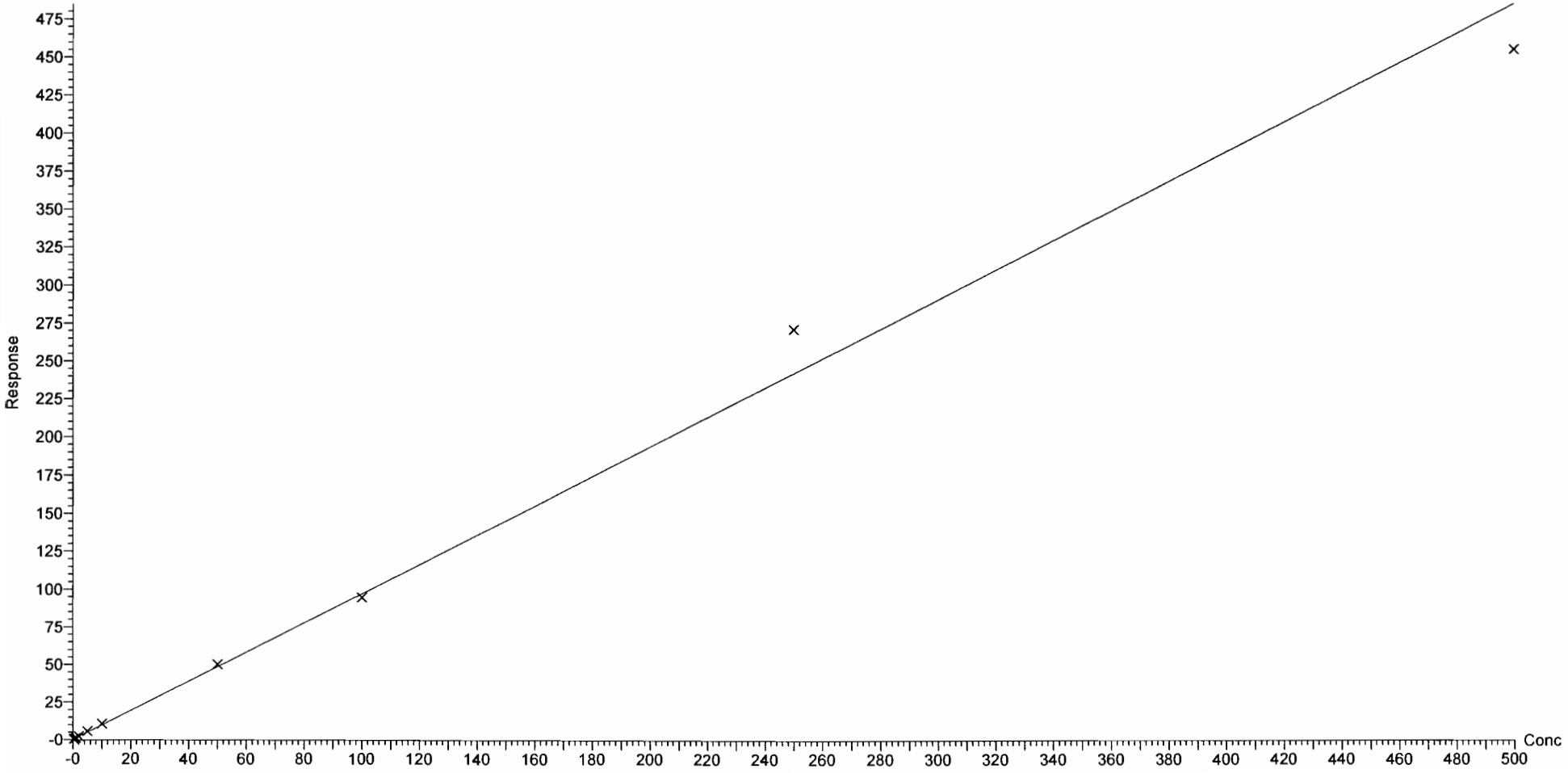

Vista Analytical Laboratory Q1

Dataset: F:\Projects\PFAS.PRO\Results\180227M2\180227M2-CRV.qld

Last Altered: Tuesday, February 27, 2018 12:40:46 Pacific Standard Time
Printed: Tuesday, February 27, 2018 12:52:59 Pacific Standard Time

Compound name: L-PFOS
Correlation coefficient: r = 0.998616, r^2 = 0.997234
Calibration curve: 1.14176 * x + -0.15385
Response type: Internal Std (Ref 43), Area * (IS Conc. / IS Area)
Curve type: Linear, Origin: Exclude, Weighting: 1/x, Axis trans: None

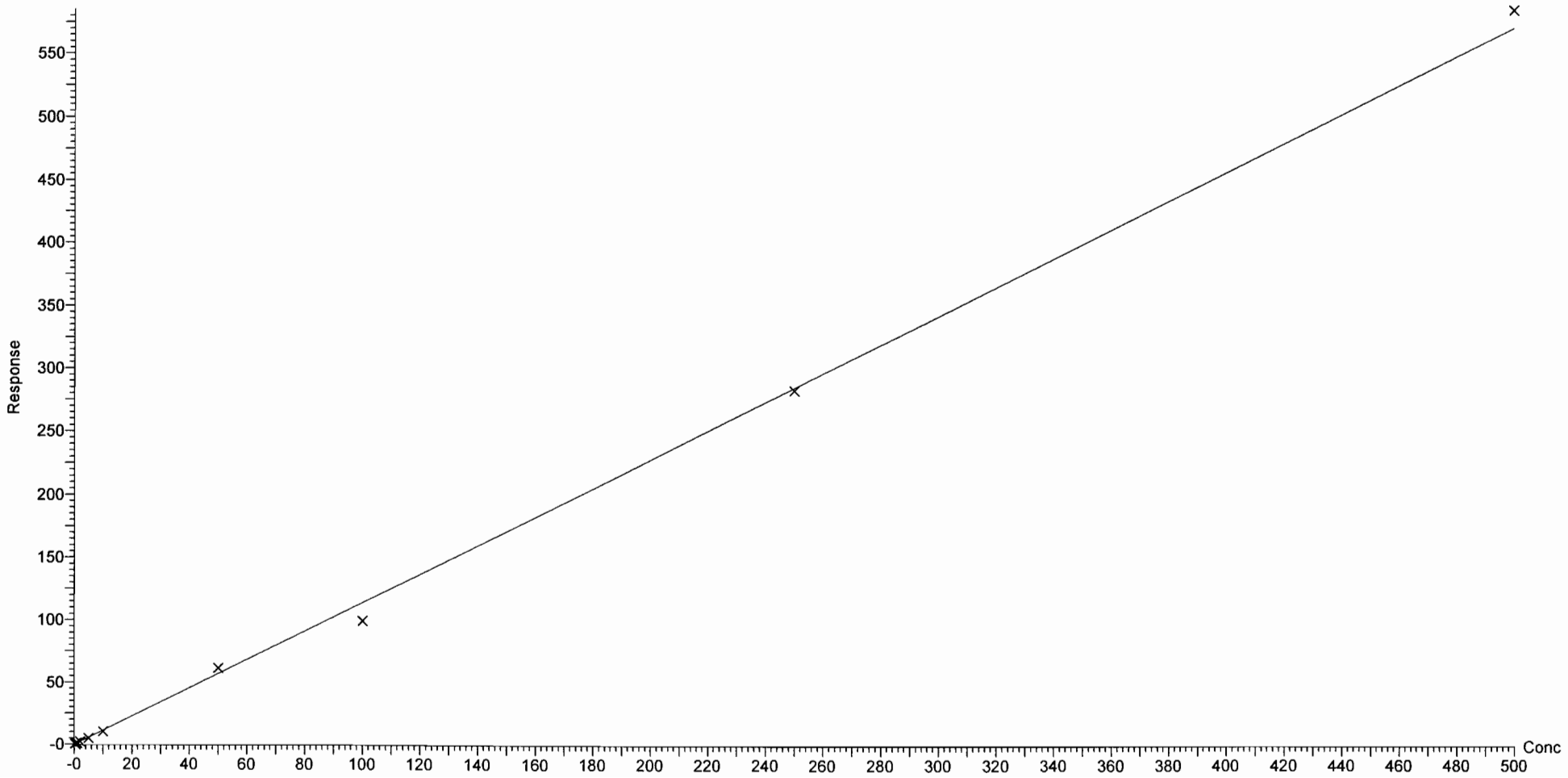

Vista Analytical Laboratory Q1

Dataset: F:\Projects\PFAS.PRO\Results\180227M2\180227M2-CRV_B.qld

Last Altered: Tuesday, February 27, 2018 13:10:36 Pacific Standard Time
Printed: Tuesday, February 27, 2018 13:12:38 Pacific Standard Time

Method: F:\Projects\PFAS.PRO\MethDB\PFAS_FULL_80C_022318.mdb 26 Feb 2018 09:30:45
Calibration: 27 Feb 2018 13:10:36

Compound name: PFDA
Correlation coefficient: r = 0.995304, r^2 = 0.990630
Calibration curve: 1.37628 * x + 0.237491
Response type: Internal Std (Ref 44), Area * (IS Conc. / IS Area)
Curve type: Linear, Origin: Exclude, Weighting: 1/x, Axis trans: None

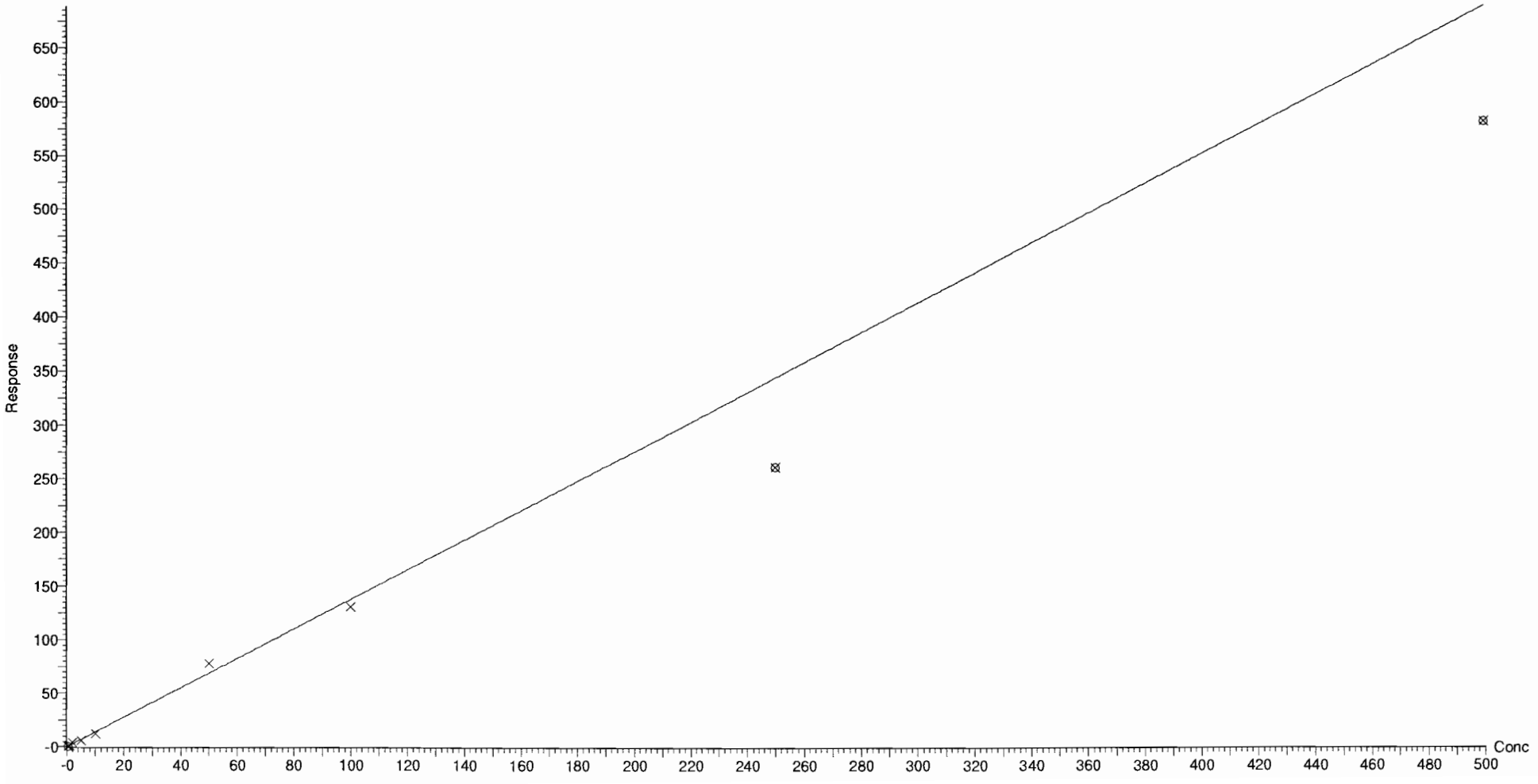

Dataset: F:\Projects\PFAS.PRO\Results\180227M2\180227M2-CRV.qld

Last Altered: Tuesday, February 27, 2018 12:40:46 Pacific Standard Time
Printed: Tuesday, February 27, 2018 12:52:59 Pacific Standard Time

Compound name: 8:2 FTS
Coefficient of Determination: R^2 = 0.993817
Calibration curve: -8.78498e-005 * x^2 + 0.243686 * x + 0.0882181
Response type: Internal Std (Ref 40), Area * (IS Conc. / IS Area)
Curve type: 2nd Order, Origin: Include, Weighting: 1/x, Axis trans: None

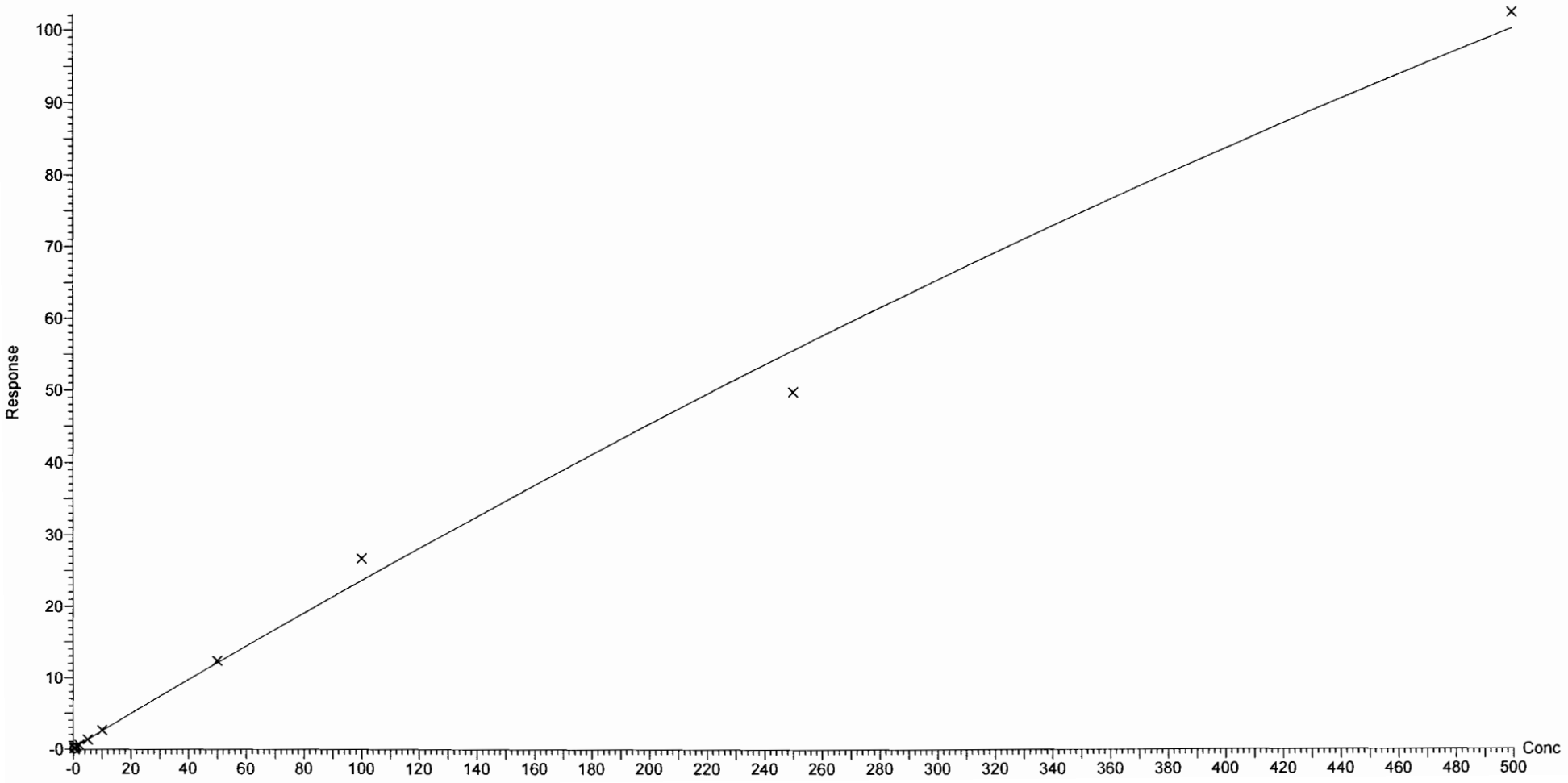

Dataset: F:\Projects\PFAS.PRO\Results\180227M2\180227M2-CRV.qld

Last Altered: Tuesday, February 27, 2018 12:40:46 Pacific Standard Time
Printed: Tuesday, February 27, 2018 12:52:59 Pacific Standard Time

Compound name: PFNS
Coefficient of Determination: R^2 = 0.999448
Calibration curve: -8.03644e-005 * x^2 + 0.950048 * x + -0.108046
Response type: Internal Std (Ref 43), Area * (IS Conc. / IS Area)
Curve type: 2nd Order, Origin: Exclude, Weighting: 1/x, Axis trans: None

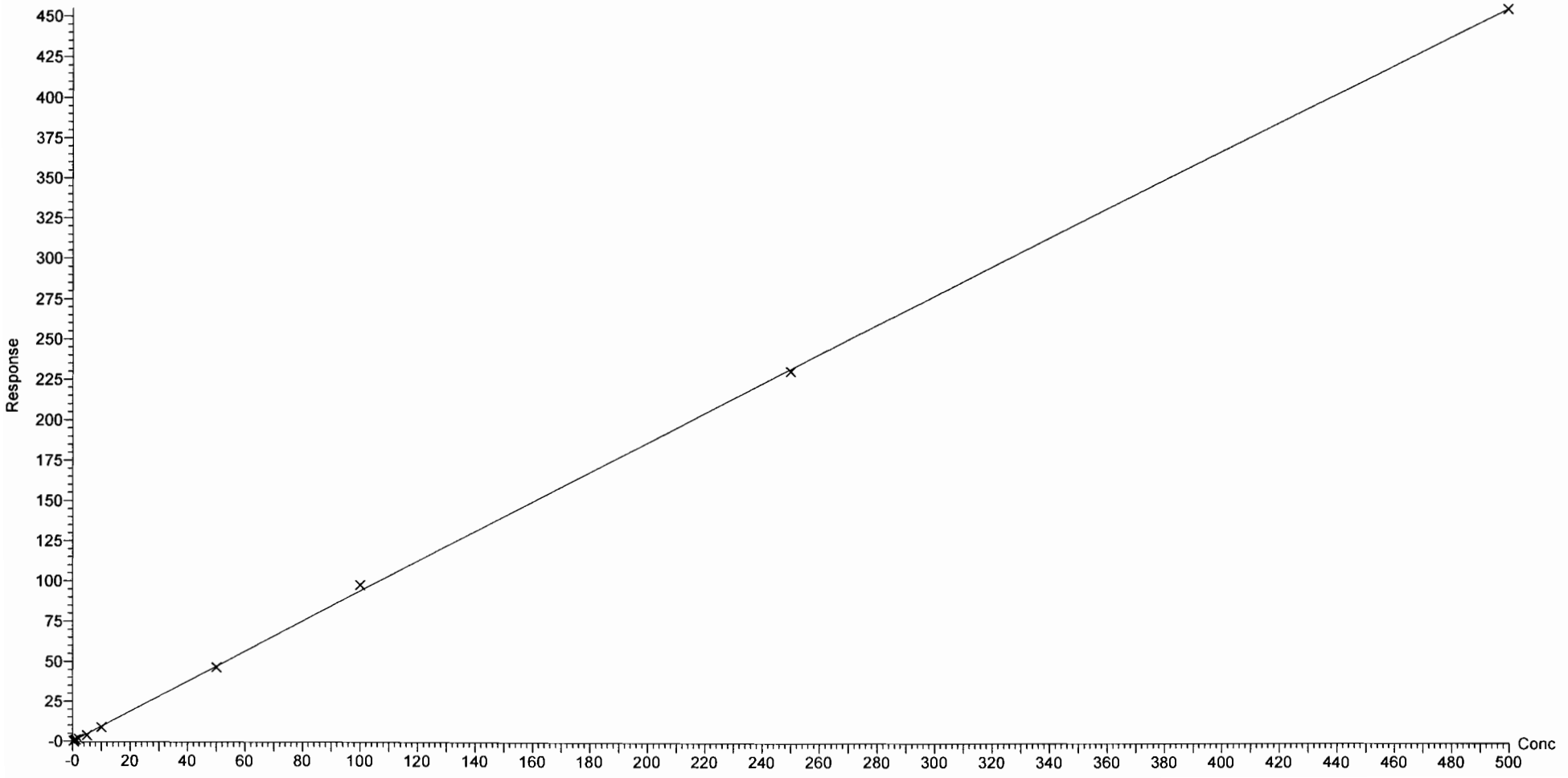

Dataset: F:\Projects\PFAS.PRO\Results\180227M2\180227M2-CRV.qld

Last Altered: Tuesday, February 27, 2018 12:40:46 Pacific Standard Time
Printed: Tuesday, February 27, 2018 12:52:59 Pacific Standard Time

Compound name: N-MeFOSAA
Coefficient of Determination: R^2 = 0.997571
Calibration curve: -2.58696e-005 * x^2 + 1.345 * x + -0.0874711
Response type: Internal Std (Ref 45), Area * (IS Conc. / IS Area)
Curve type: 2nd Order, Origin: Include, Weighting: 1/x, Axis trans: None

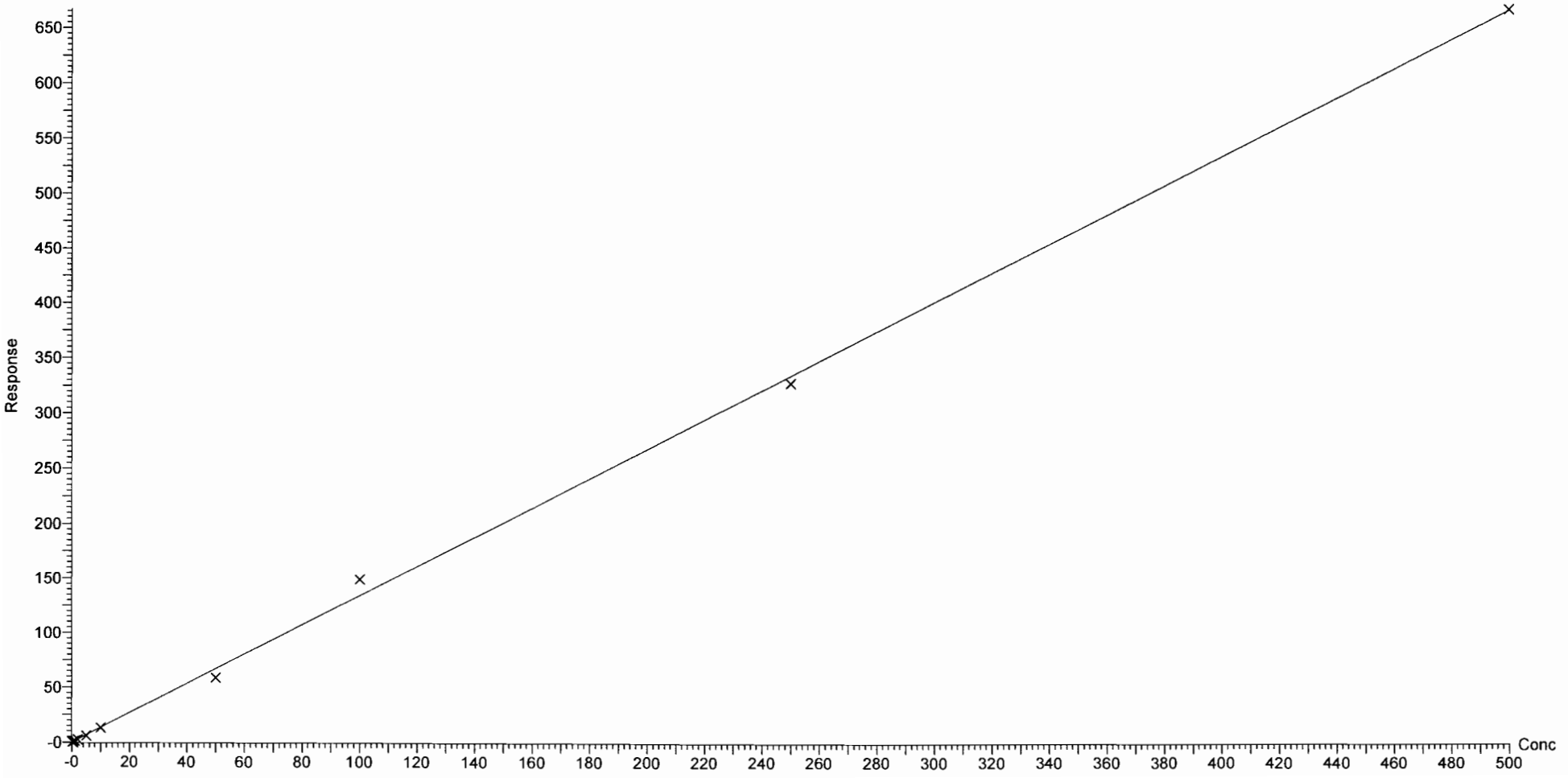

Dataset: F:\Projects\PFAS.PRO\Results\180227M2\180227M2-CRV.qld

Last Altered: Tuesday, February 27, 2018 12:40:46 Pacific Standard Time
Printed: Tuesday, February 27, 2018 12:52:59 Pacific Standard Time

Compound name: N-EtFOSAA
Coefficient of Determination: R^2 = 0.996433
Calibration curve: -0.000166321 * x^2 + 1.02063 * x + -0.0504716
Response type: Internal Std (Ref 45), Area * (IS Conc. / IS Area)
Curve type: 2nd Order, Origin: Include, Weighting: 1/x, Axis trans: None

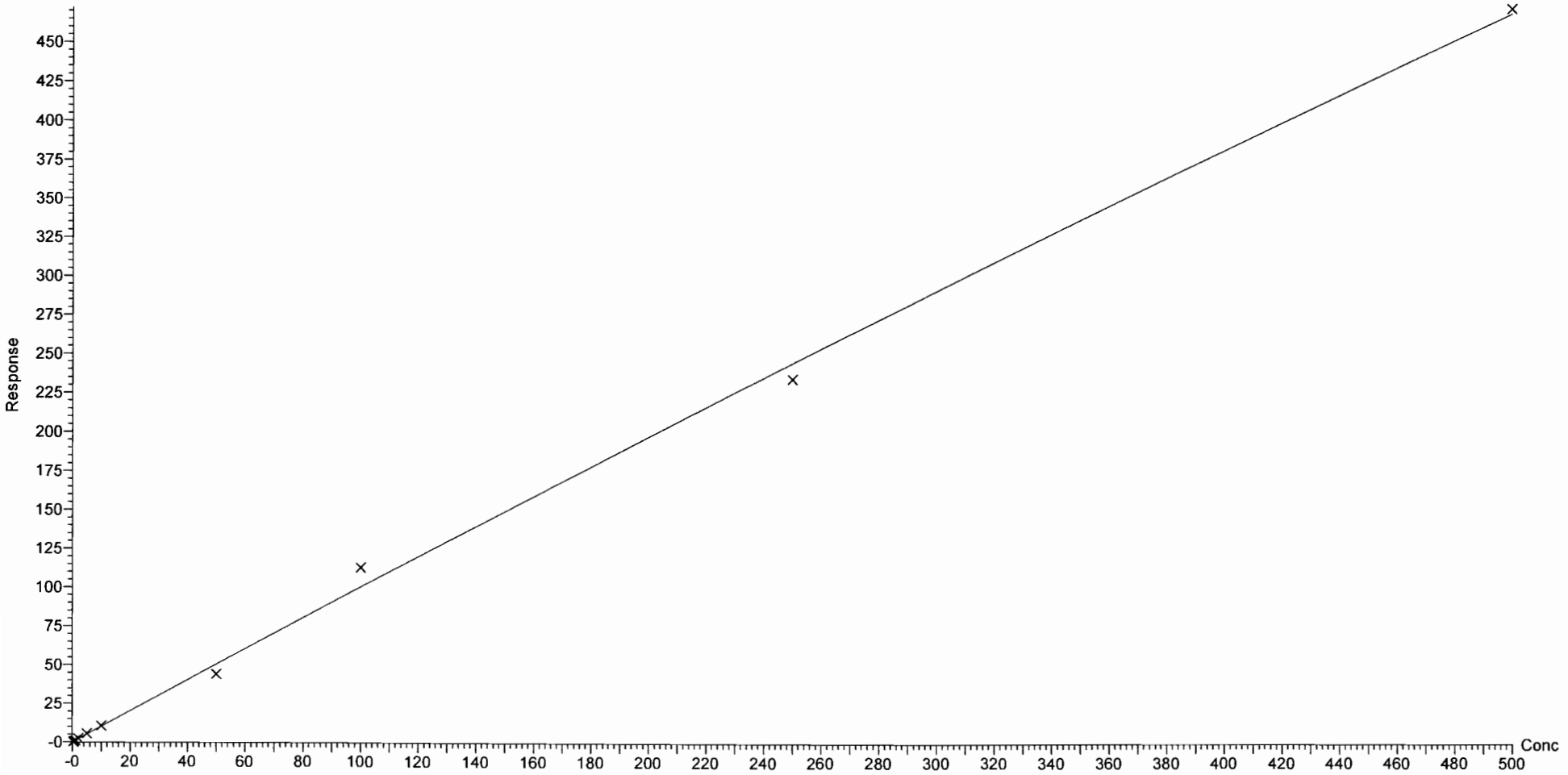

Vista Analytical Laboratory Q1

Dataset: F:\Projects\PFAS.PRO\Results\180227M2\180227M2-CRV.qld

Last Altered: Tuesday, February 27, 2018 12:40:46 Pacific Standard Time
Printed: Tuesday, February 27, 2018 12:52:59 Pacific Standard Time

Compound name: PFUdA
Coefficient of Determination: R^2 = 0.996640
Calibration curve: -0.000350122 * x^2 + 1.21343 * x + 0.221187
Response type: Internal Std (Ref 48), Area * (IS Conc. / IS Area)
Curve type: 2nd Order, Origin: Exclude, Weighting: 1/x, Axis trans: None

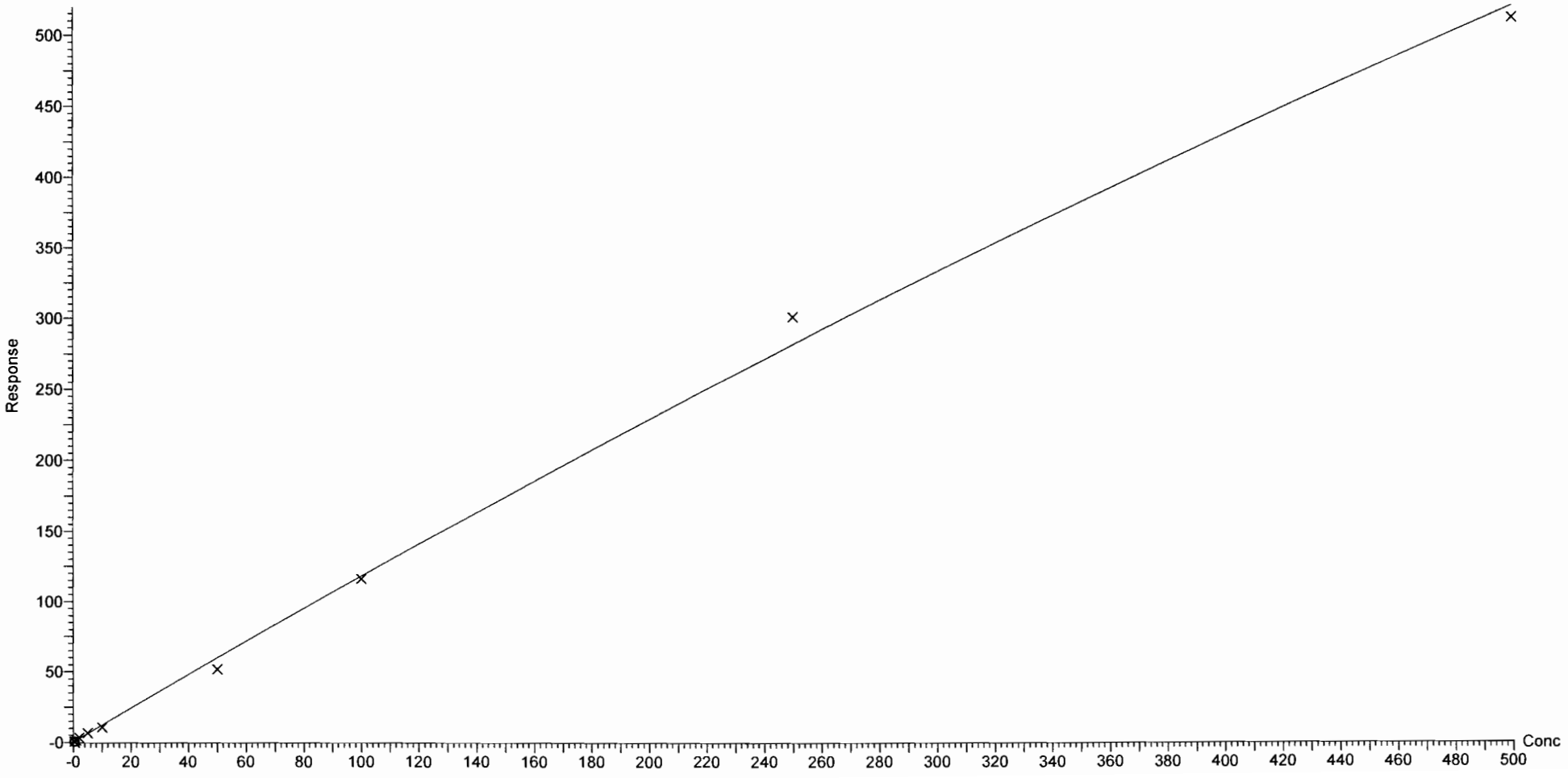

Dataset: F:\Projects\PFAS.PRO\Results\180227M2\180227M2-CRV.qld

Last Altered: Tuesday, February 27, 2018 12:40:46 Pacific Standard Time
Printed: Tuesday, February 27, 2018 12:52:59 Pacific Standard Time

Compound name: PFDS
Coefficient of Determination: R^2 = 0.994626
Calibration curve: -0.000650621 * x^2 + 0.313826 * x + -0.00289047
Response type: Internal Std (Ref 47), Area * (IS Conc. / IS Area)
Curve type: 2nd Order, Origin: Exclude, Weighting: 1/x, Axis trans: None

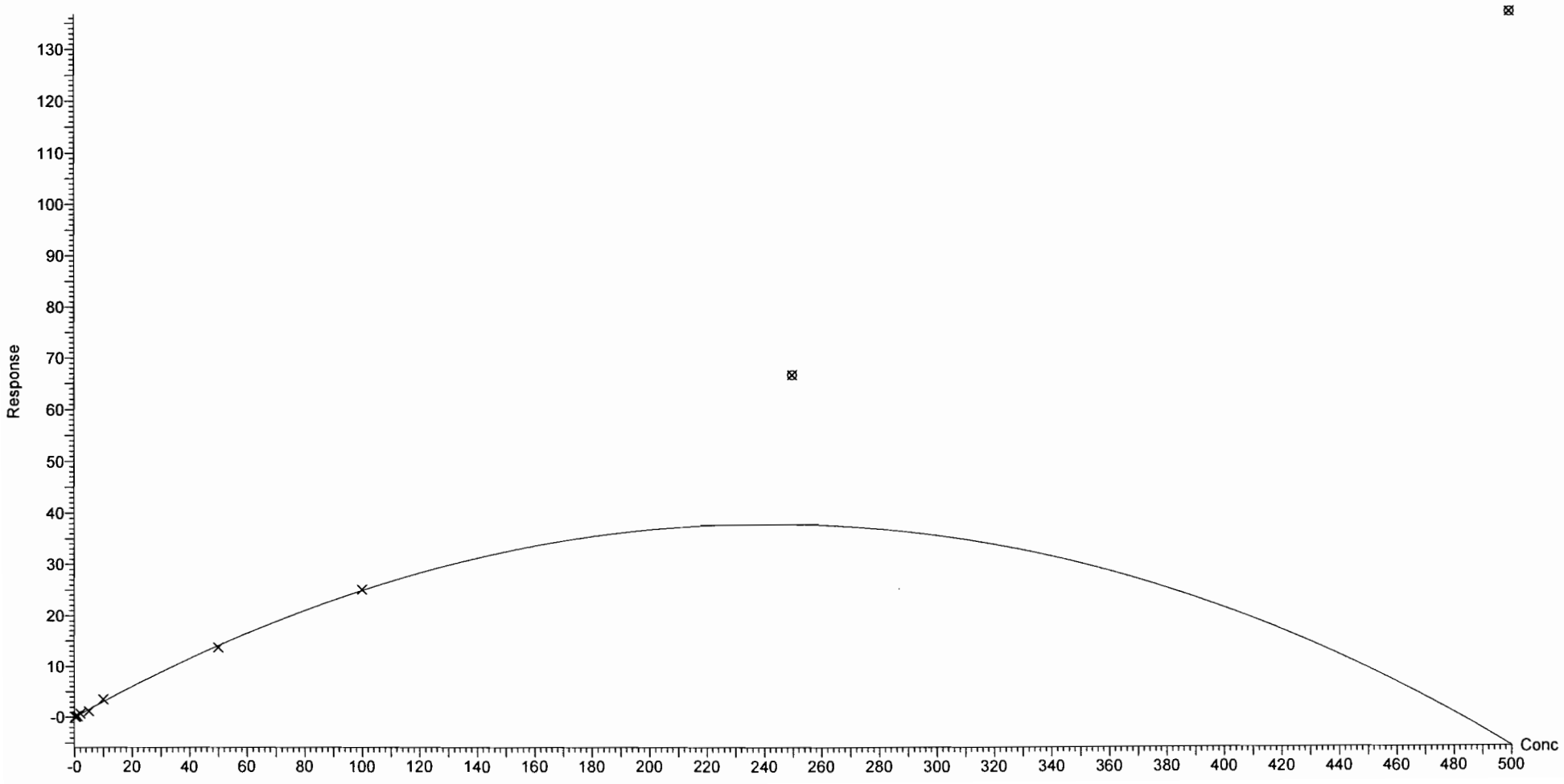

Vista Analytical Laboratory Q1

Dataset: F:\Projects\PFAS.PRO\Results\180227M2\180227M2-CRV_B.qld

Last Altered: Tuesday, February 27, 2018 13:10:36 Pacific Standard Time
Printed: Tuesday, February 27, 2018 13:15:41 Pacific Standard Time

Method: F:\Projects\PFAS.PRO\MethDB\PFAS_FULL_80C_022318.mdb 26 Feb 2018 09:30:45
Calibration: 27 Feb 2018 13:10:36

Compound name: PFDoA
Correlation coefficient: r = 0.996817, r^2 = 0.993645
Calibration curve: 1.15329 * x + 0.496852
Response type: Internal Std (Ref 48), Area * (IS Conc. / IS Area)
Curve type: Linear, Origin: Exclude, Weighting: 1/x, Axis trans: None

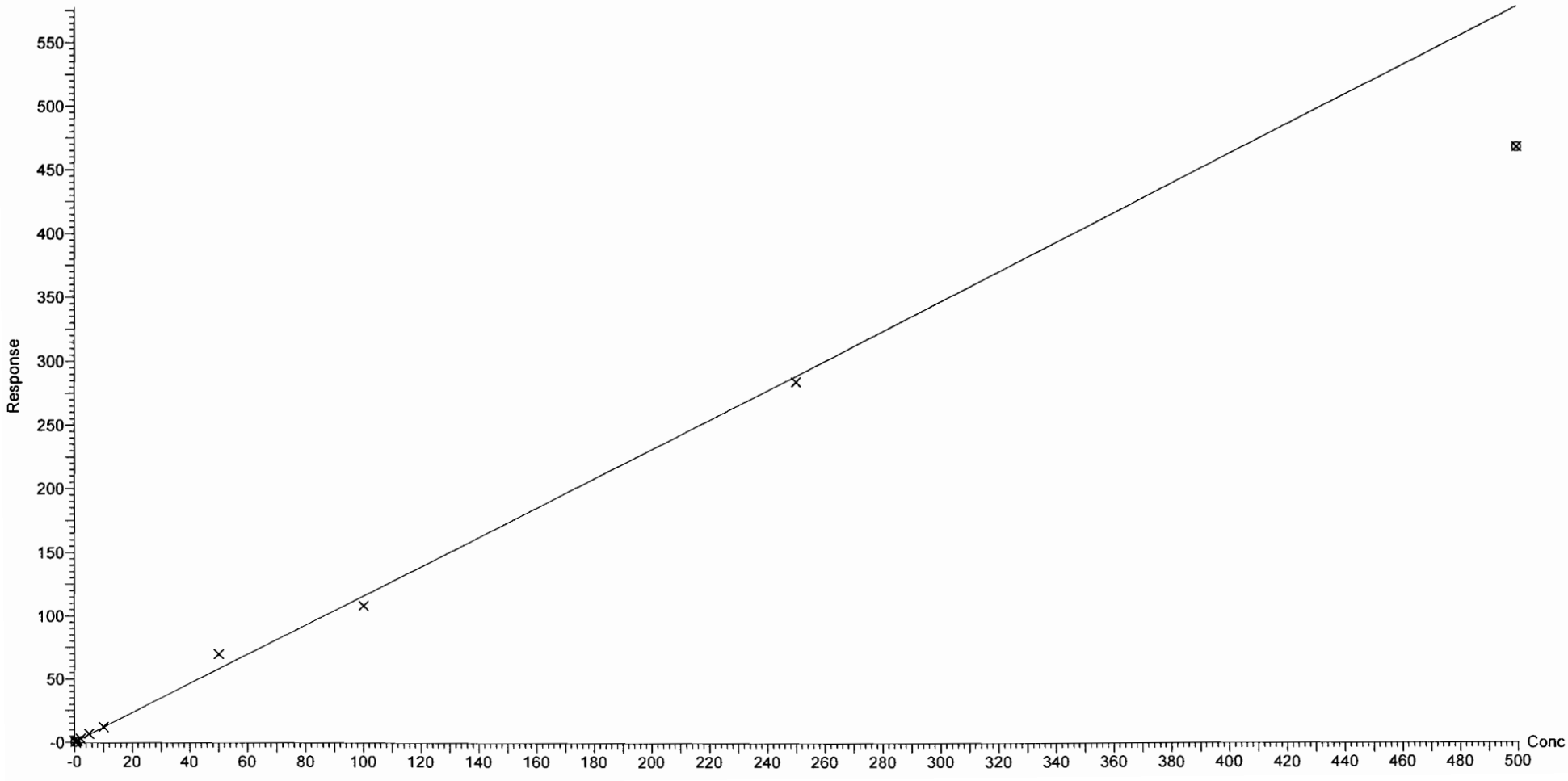

Dataset: F:\Projects\PFAS.PRO\Results\180227M2\180227M2-CRV.qld

Last Altered: Tuesday, February 27, 2018 12:40:46 Pacific Standard Time
Printed: Tuesday, February 27, 2018 12:52:59 Pacific Standard Time

Compound name: N-MeFOSA
Correlation coefficient: r = 0.997571, r^2 = 0.995149
Calibration curve: 0.959702 * x + 0.596277
Response type: Internal Std (Ref 49), Area * (IS Conc. / IS Area)
Curve type: Linear, Origin: Include, Weighting: 1/x, Axis trans: None

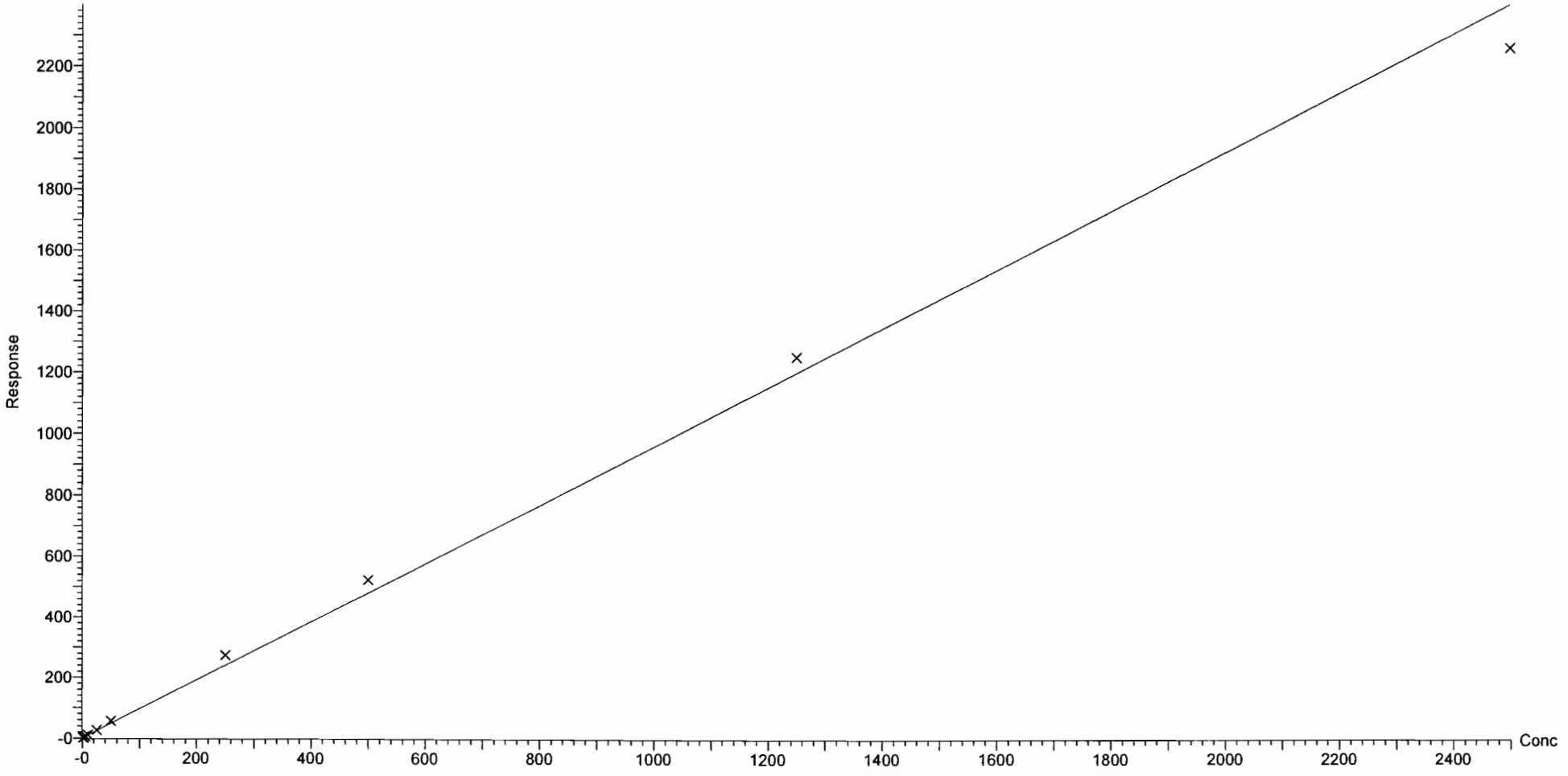

Dataset: F:\Projects\PFAS.PRO\Results\180227M2\180227M2-CRV.qld

Last Altered: Tuesday, February 27, 2018 12:40:46 Pacific Standard Time
Printed: Tuesday, February 27, 2018 12:52:59 Pacific Standard Time

Compound name: PFTrDA
Coefficient of Determination: R^2 = 0.999549
Calibration curve: 0.000265547 * x^2 + 1.44508 * x + 0.620588
Response type: Internal Std (Ref 48), Area * (IS Conc. / IS Area)
Curve type: 2nd Order, Origin: Exclude, Weighting: 1/x, Axis trans: None

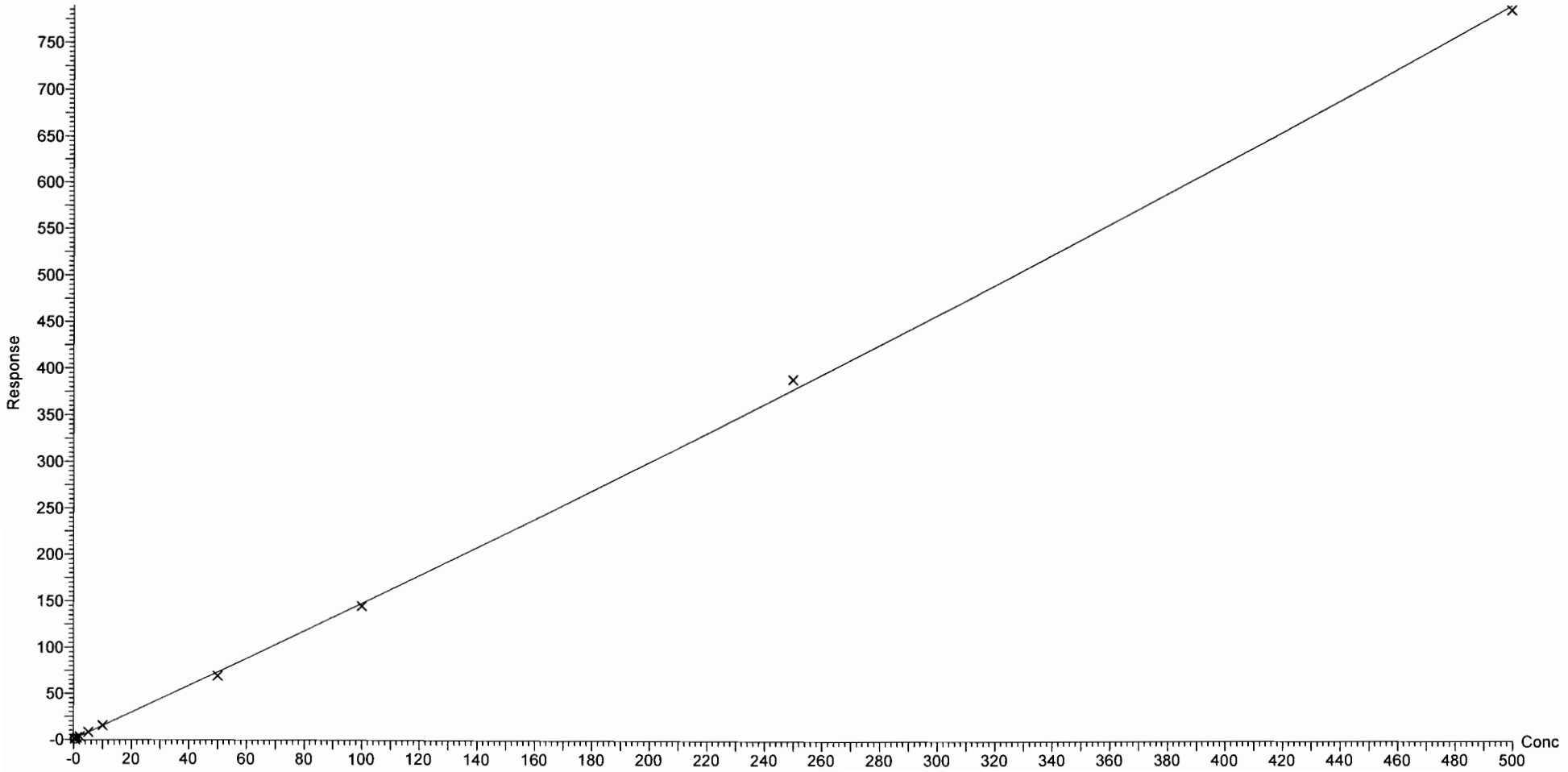

Dataset: F:\Projects\PFAS.PRO\Results\180227M2\180227M2-CRV.qld

Last Altered: Tuesday, February 27, 2018 12:40:46 Pacific Standard Time
Printed: Tuesday, February 27, 2018 12:52:59 Pacific Standard Time

Compound name: PFTeDA
Coefficient of Determination: R^2 = 0.999345
Calibration curve: -0.00128209 * x^2 + 2.14698 * x + 0.254465
Response type: Internal Std (Ref 50), Area * (IS Conc. / IS Area)
Curve type: 2nd Order, Origin: Exclude, Weighting: 1/x, Axis trans: None

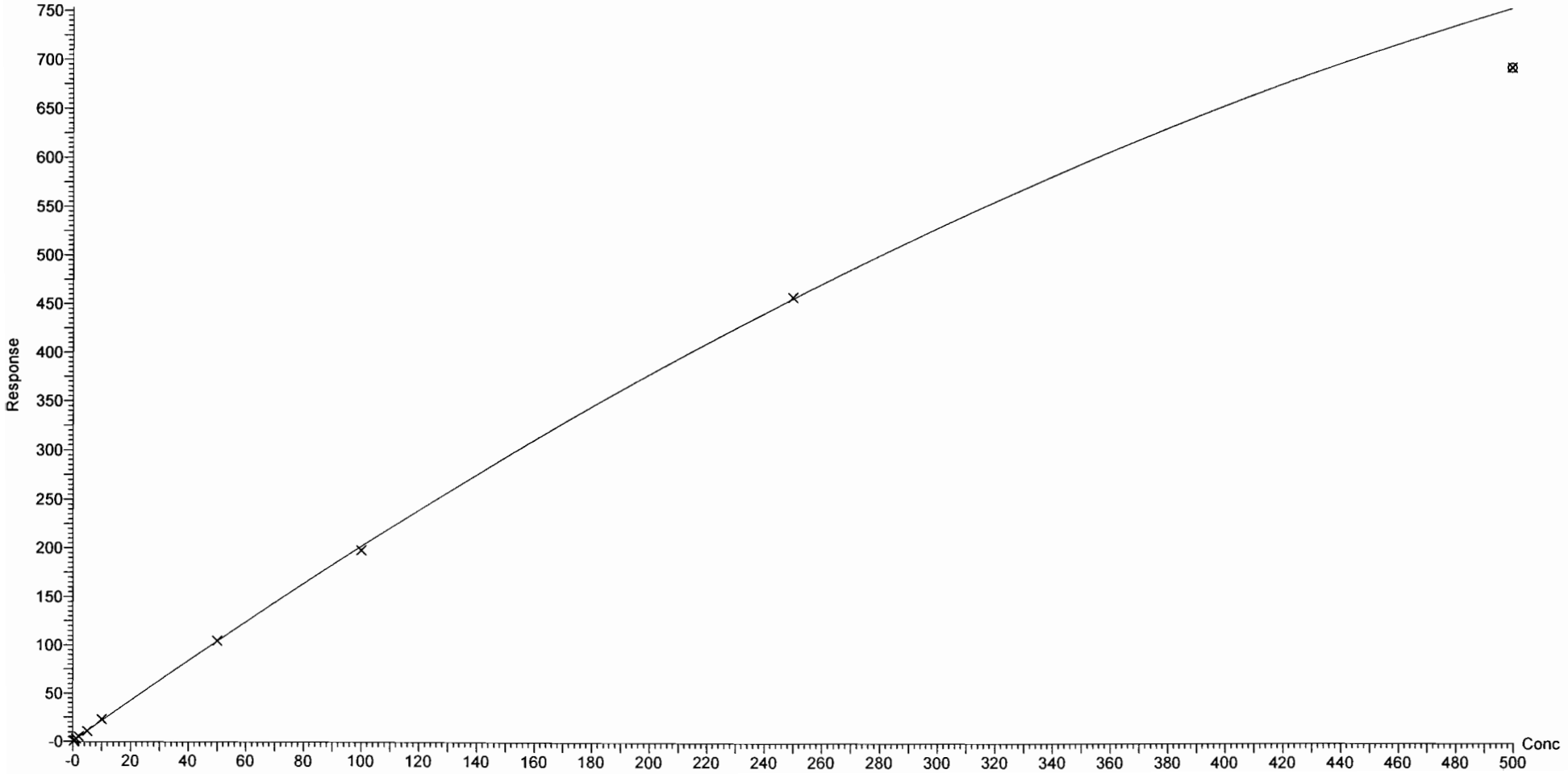

Vista Analytical Laboratory Q1

Dataset: F:\Projects\PFAS.PRO\Results\180227M2\180227M2-CRV.qld

Last Altered: Tuesday, February 27, 2018 12:40:46 Pacific Standard Time
Printed: Tuesday, February 27, 2018 12:52:59 Pacific Standard Time

Compound name: N-EtFOSA
Coefficient of Determination: R^2 = 0.998416
Calibration curve: -3.14688e-005 * x^2 + 0.915158 * x + 0.210102
Response type: Internal Std (Ref 51), Area * (IS Conc. / IS Area)
Curve type: 2nd Order, Origin: Exclude, Weighting: 1/x, Axis trans: None

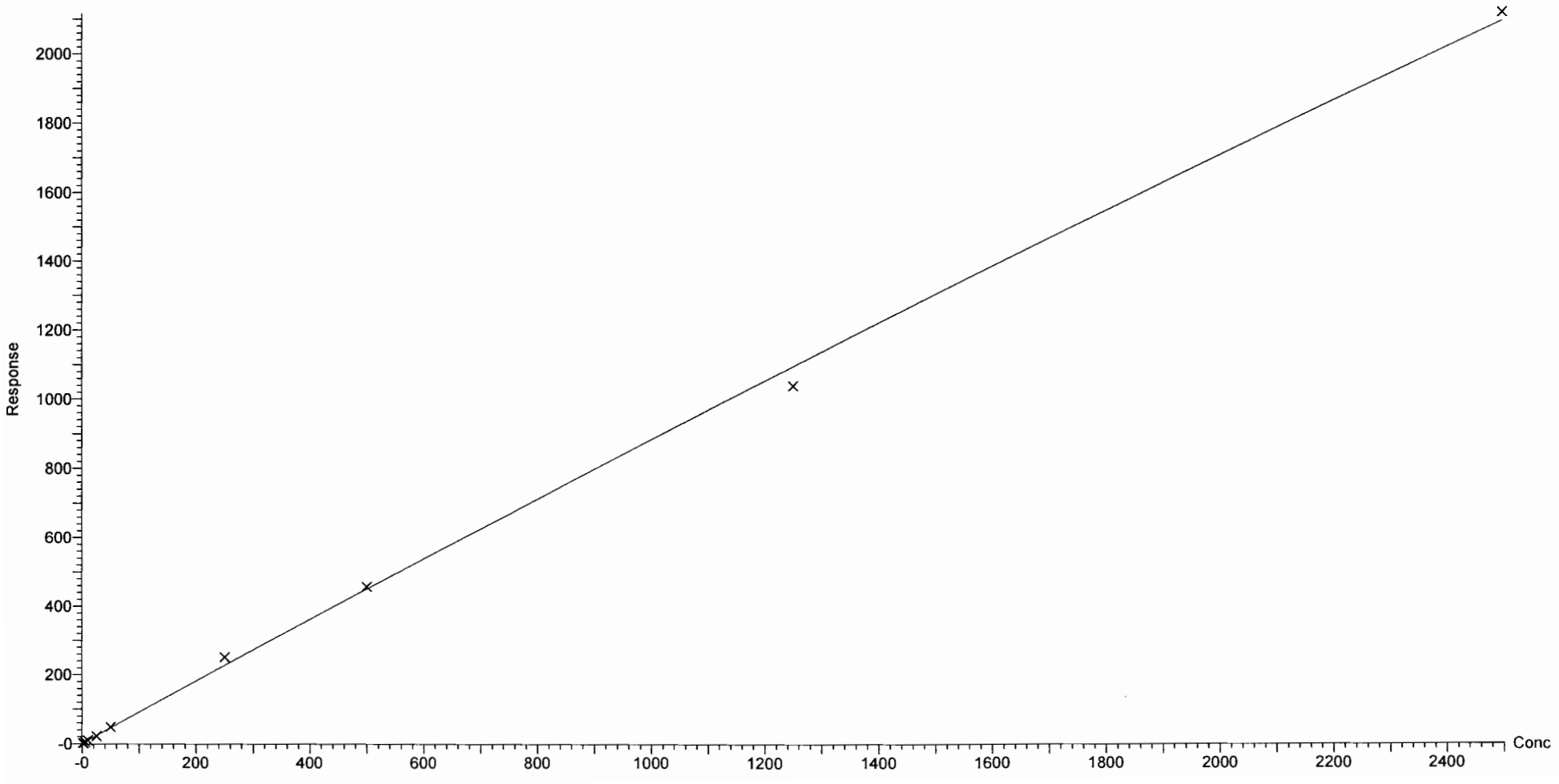

Vista Analytical Laboratory Q1

Dataset: F:\Projects\PFAS.PRO\Results\180227M2\180227M2-CRV.qld

Last Altered: Tuesday, February 27, 2018 12:40:46 Pacific Standard Time
Printed: Tuesday, February 27, 2018 12:52:59 Pacific Standard Time

Compound name: PFHxDA
Coefficient of Determination: R^2 = 0.996924
Calibration curve: -0.000729243 * x^2 + 0.72215 * x + 0.00162221
Response type: Internal Std (Ref 52), Area * (IS Conc. / IS Area)
Curve type: 2nd Order, Origin: Exclude, Weighting: 1/x, Axis trans: None

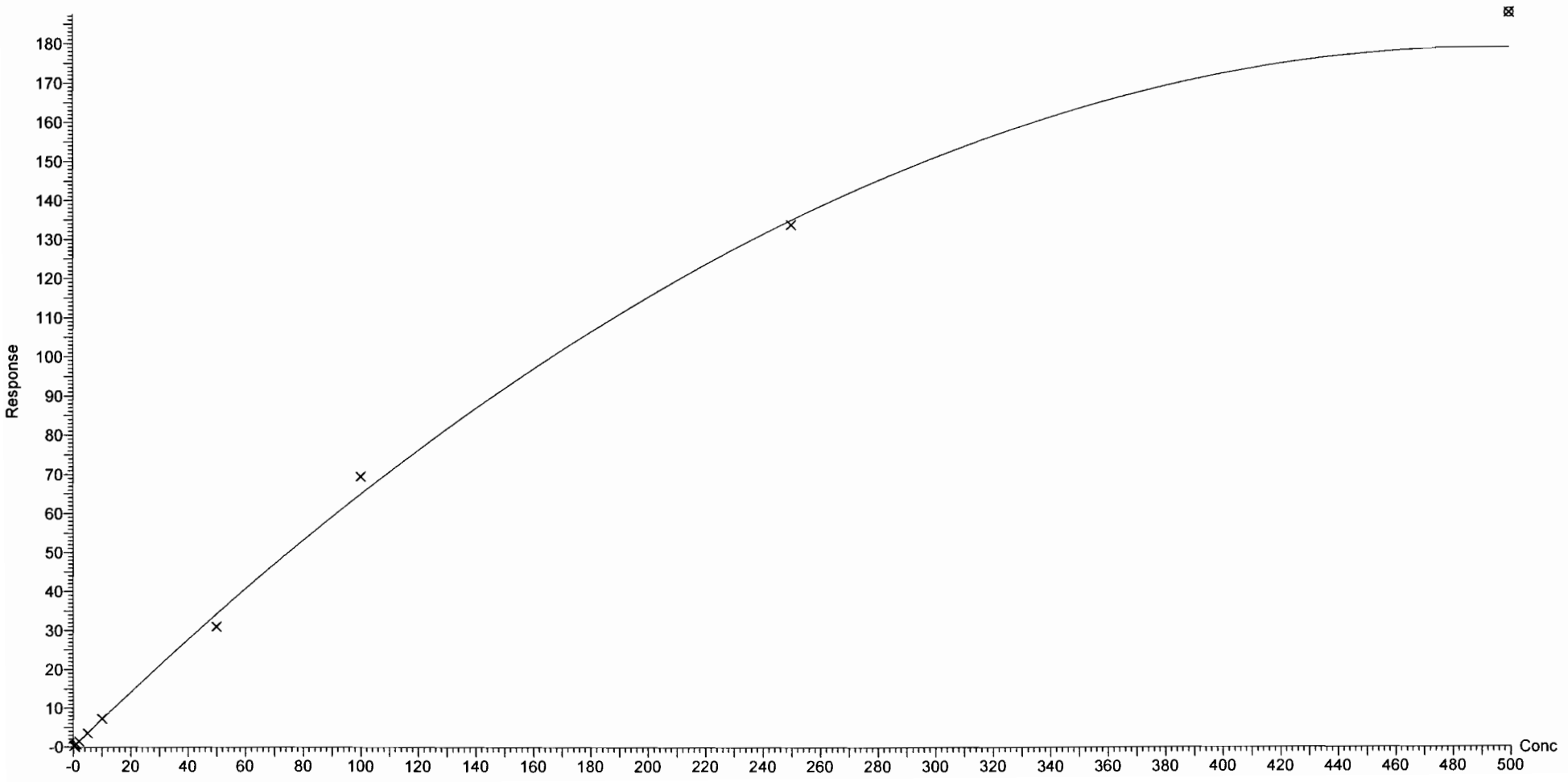

Dataset: F:\Projects\PFAS.PRO\Results\180227M2\180227M2-CRV.qld

Last Altered: Tuesday, February 27, 2018 12:40:46 Pacific Standard Time
Printed: Tuesday, February 27, 2018 12:52:59 Pacific Standard Time

Compound name: PFODA
Coefficient of Determination: R^2 = 0.992151
Calibration curve: -0.00132103 * x^2 + 0.861727 * x + -0.0509481
Response type: Internal Std (Ref 52), Area * (IS Conc. / IS Area)
Curve type: 2nd Order, Origin: Include, Weighting: 1/x, Axis trans: None

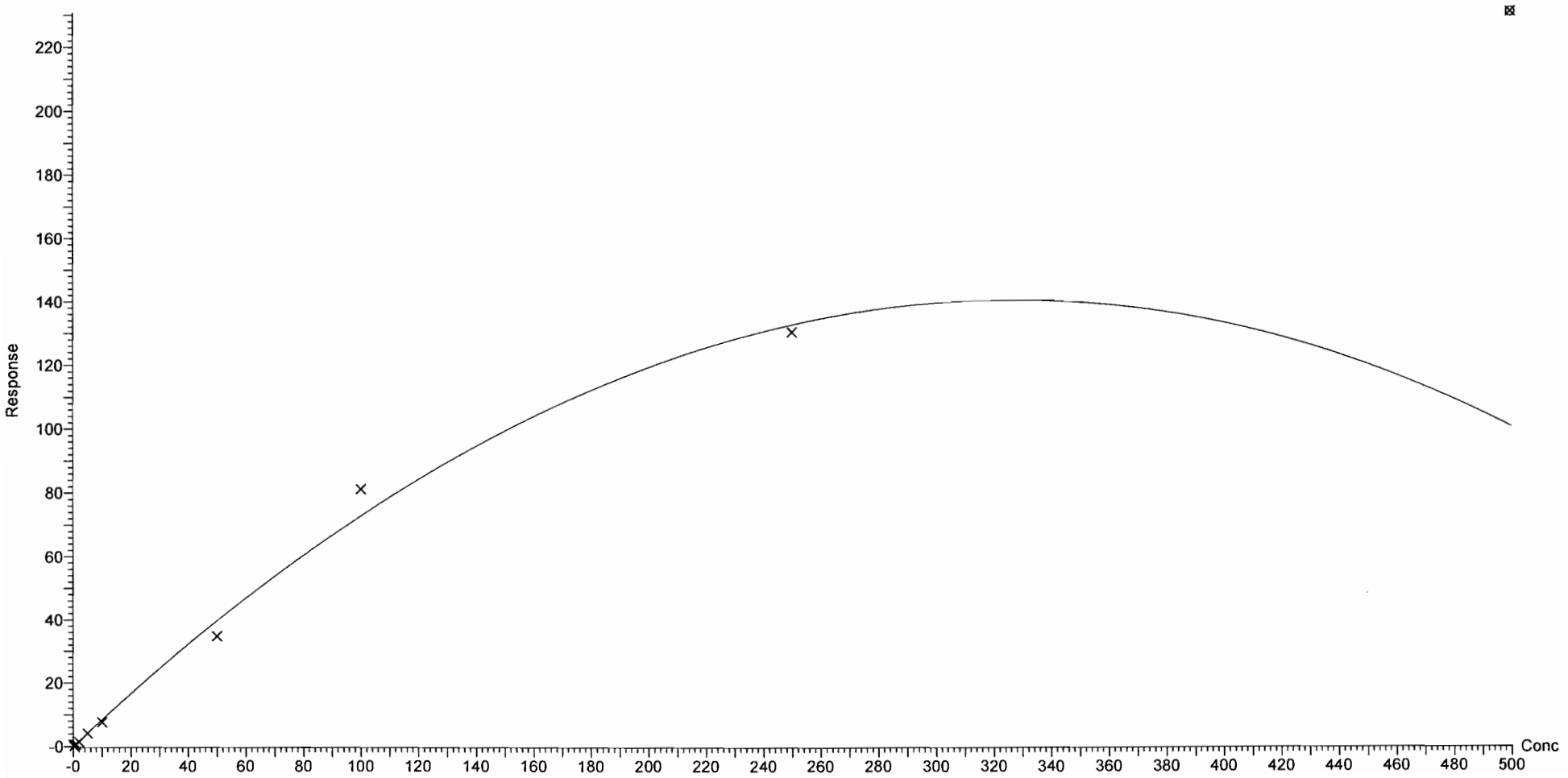

Dataset: F:\Projects\PFAS.PRO\Results\180227M2\180227M2-CRV.qld

Last Altered: Tuesday, February 27, 2018 12:40:46 Pacific Standard Time
Printed: Tuesday, February 27, 2018 12:52:59 Pacific Standard Time

Compound name: N-MeFOSE
Correlation coefficient: r = 0.999359, r^2 = 0.998719
Calibration curve: 0.990209 * x + 0.254992
Response type: Internal Std (Ref 53), Area * (IS Conc. / IS Area)
Curve type: Linear, Origin: Exclude, Weighting: 1/x, Axis trans: None

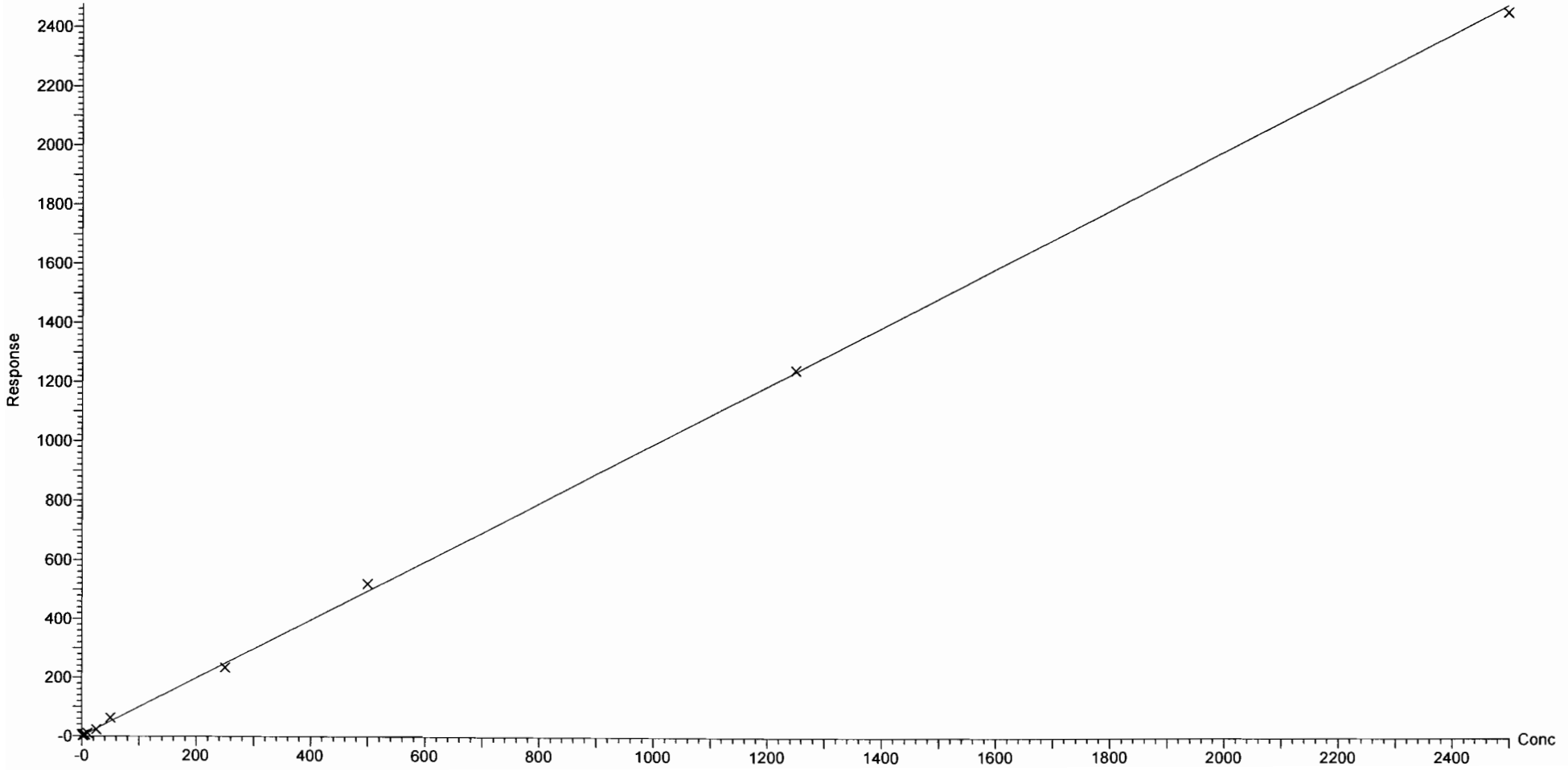

Vista Analytical Laboratory Q1

Dataset: F:\Projects\PFAS.PRO\Results\180227M2\180227M2-CRV.qld

Last Altered: Tuesday, February 27, 2018 12:40:46 Pacific Standard Time
Printed: Tuesday, February 27, 2018 12:52:59 Pacific Standard Time

Compound name: N-EtFOSE
Coefficient of Determination: R^2 = 0.996283
Calibration curve: -5.38519e-005 * x^2 + 1.15156 * x + 0.016242
Response type: Internal Std (Ref 54), Area * (IS Conc. / IS Area)
Curve type: 2nd Order, Origin: Exclude, Weighting: 1/x, Axis trans: None

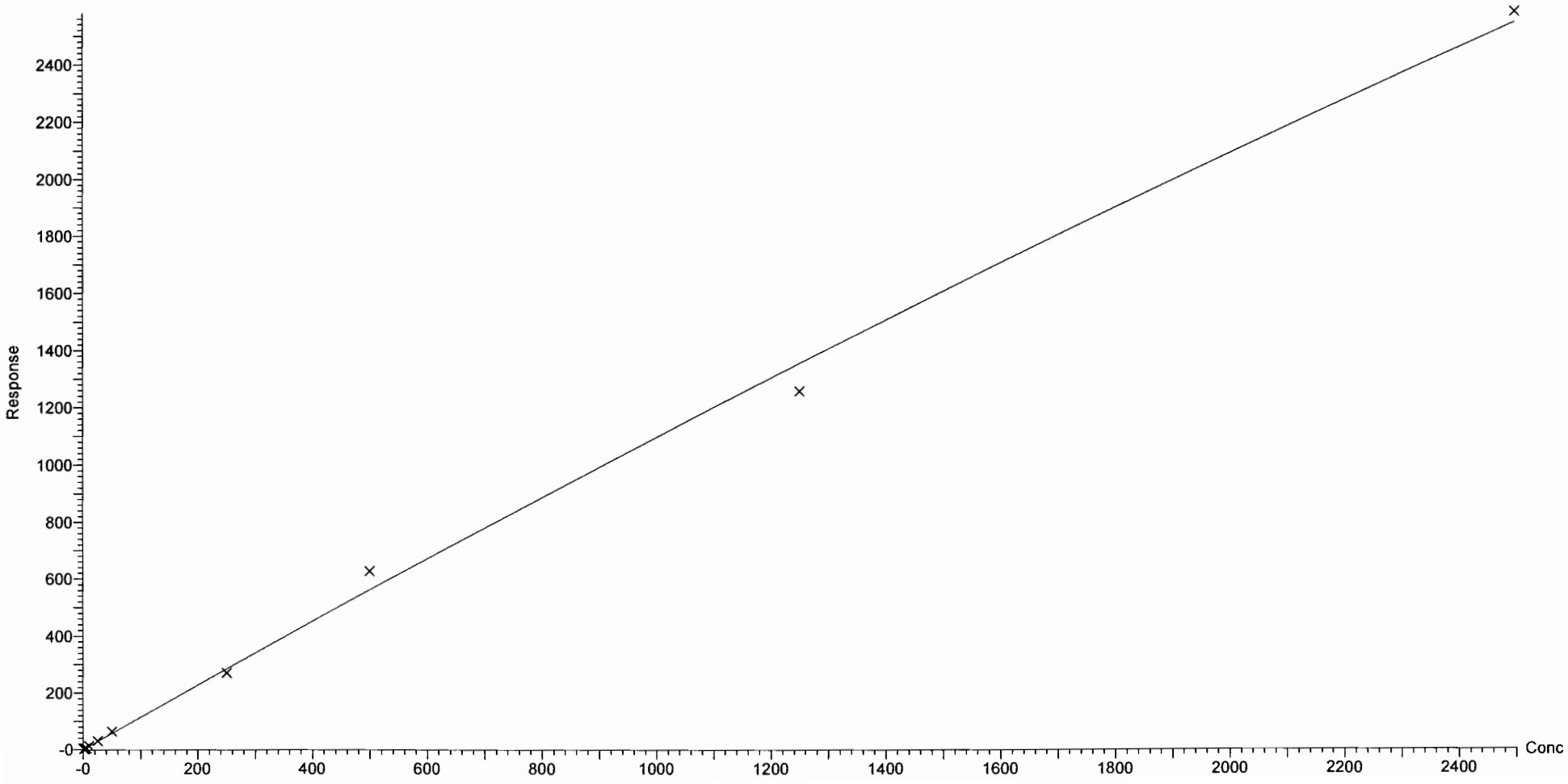

Vista Analytical Laboratory

Dataset: F:\Projects\PFAS.PRO\Results\180227M2\180227M2-CRV.qld

Last Altered: Tuesday, February 27, 2018 12:36:37 Pacific Standard Time
Printed: Tuesday, February 27, 2018 12:37:14 Pacific Standard Time

Method: F:\Projects\PFAS.PRO\MethDB\PFAS_FULL_80C_022318.mdb 26 Feb 2018 09:30:45
Calibration: 27 Feb 2018 12:36:37

Name: 180226M2_2, Date: 26-Feb-2018, Time: 12:04:44, ID: ST180226M2-1 PFC CS-2 18B2312, Description: PFC CS-2 18B2312

PFBA

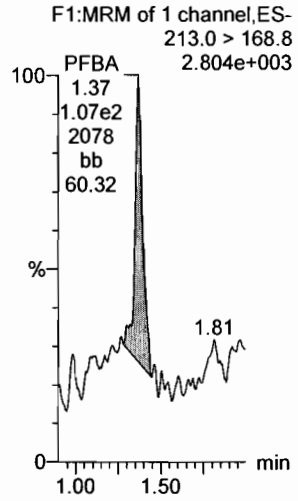

PFPeA

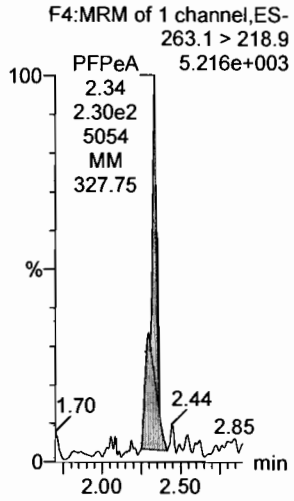

PFBS

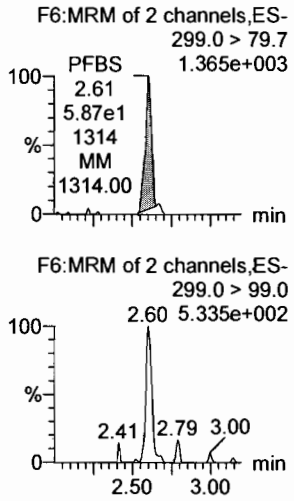

4:2 FTS

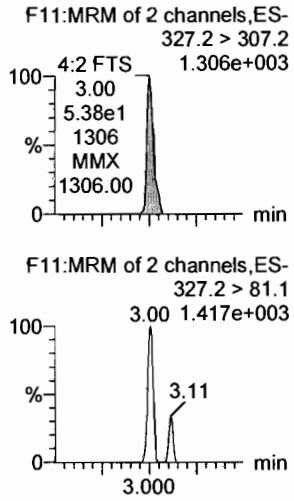

PFHxA

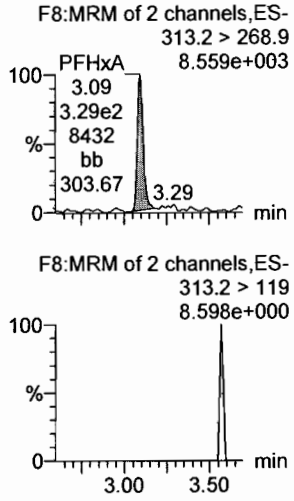

PFPeS

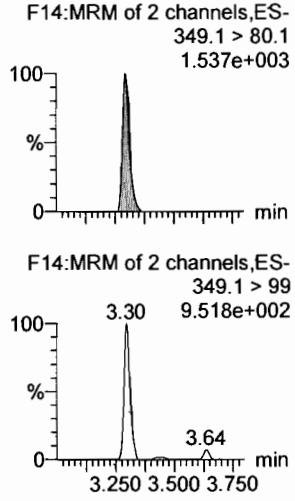

13C3-PFBA

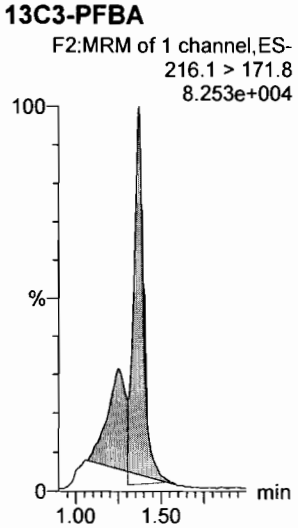

13C3-PFPeA



13C3-PFBS

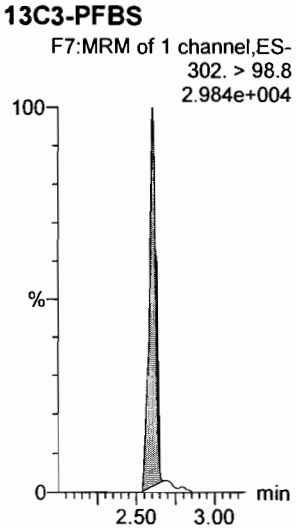

13C3-PFBS



13C2-PFHxA

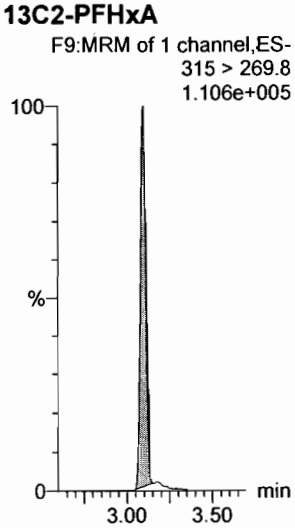

13C3-PFBS

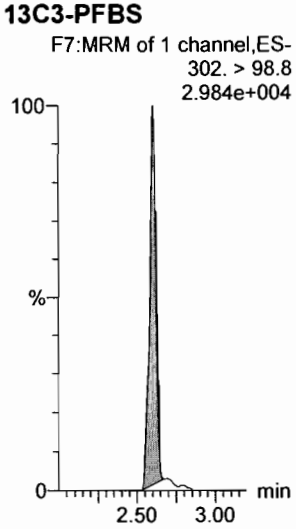

Dataset: F:\Projects\PFAS.PRO\Results\180227M2\180227M2-CRV.qld

Last Altered: Tuesday, February 27, 2018 12:36:37 Pacific Standard Time
Printed: Tuesday, February 27, 2018 12:37:14 Pacific Standard Time

Name: 180226M2_2, Date: 26-Feb-2018, Time: 12:04:44, ID: ST180226M2-1 PFC CS-2 18B2312, Description: PFC CS-2 18B2312

6:2 FTS

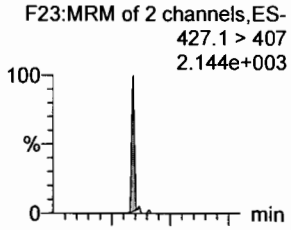

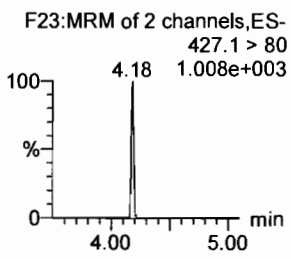

PFHpA

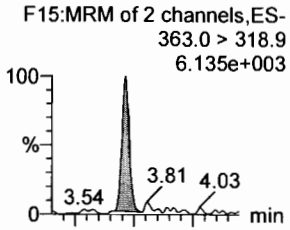

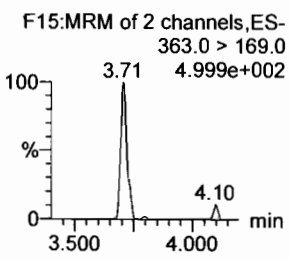

L-PFHxS

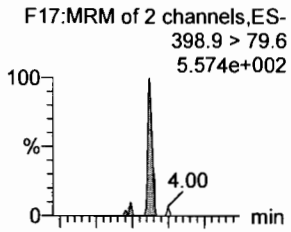

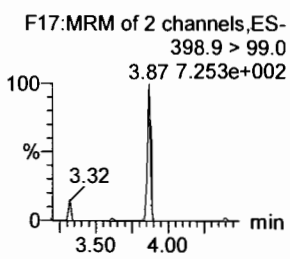

L-PFOA

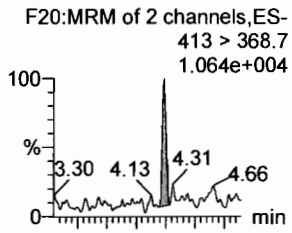

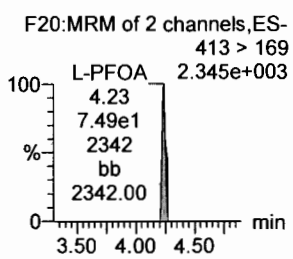

PFHpS

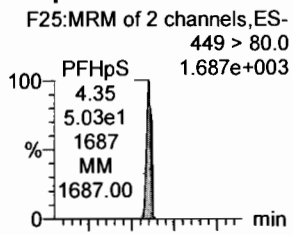

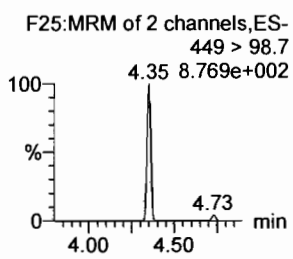

PFNA

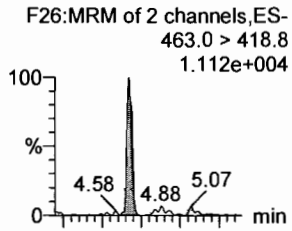

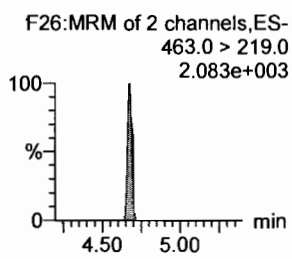

18O2-PFHxS

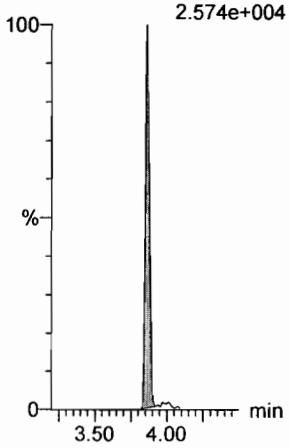

13C4-PFHpA

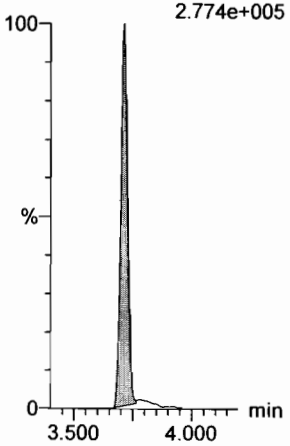

13C2-PFOA

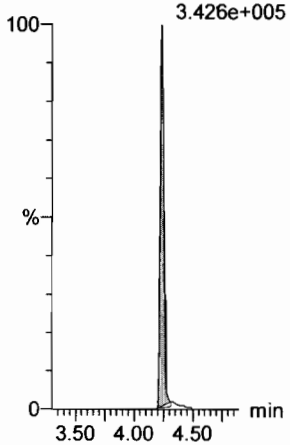

13C2-PFOA



13C2-PFOA

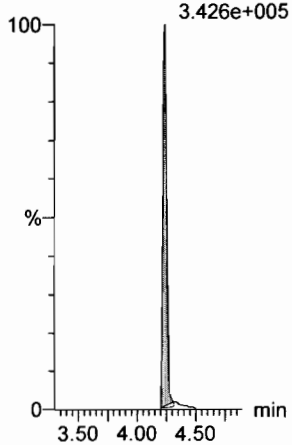

13C5-PFNA

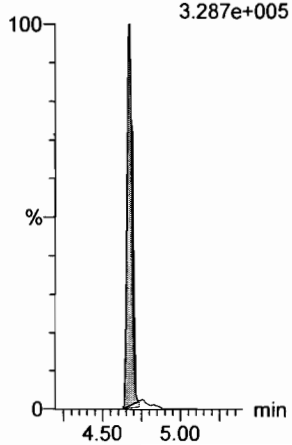

Dataset: F:\Projects\PFAS.PRO\Results\180227M2\180227M2-CRV.qld

Last Altered: Tuesday, February 27, 2018 12:36:37 Pacific Standard Time
Printed: Tuesday, February 27, 2018 12:37:14 Pacific Standard Time

Name: 180226M2_2, Date: 26-Feb-2018, Time: 12:04:44, ID: ST180226M2-1 PFC CS-2 18B2312, Description: PFC CS-2 18B2312

PFOSA

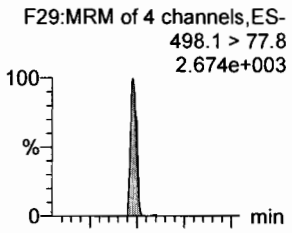

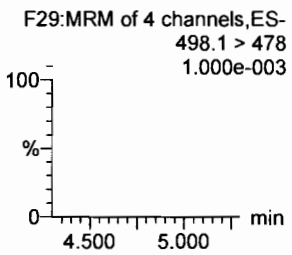

L-PFOS

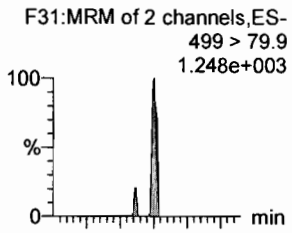

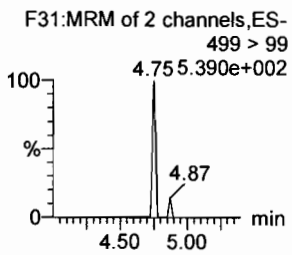

PFDA

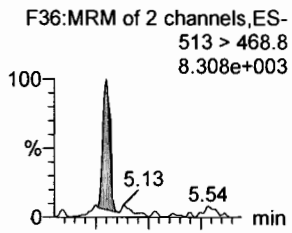

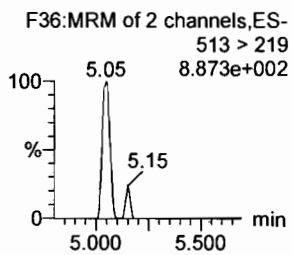

8:2 FTS

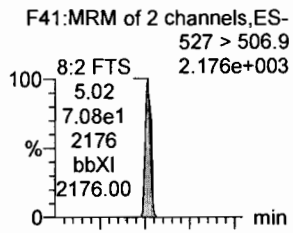

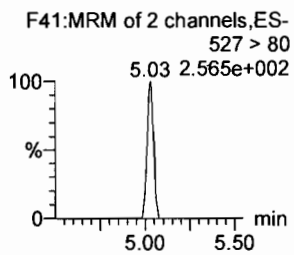

PFNS

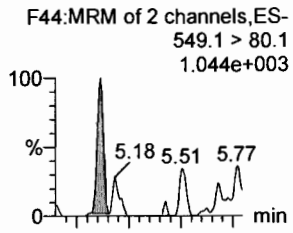

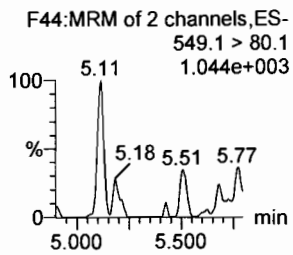

N-MeFOSAA

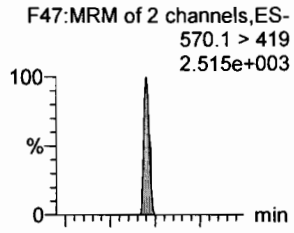

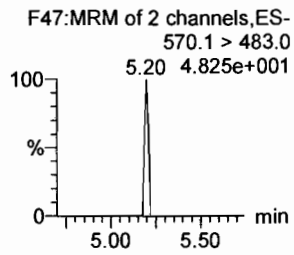

13C8-PFOSA

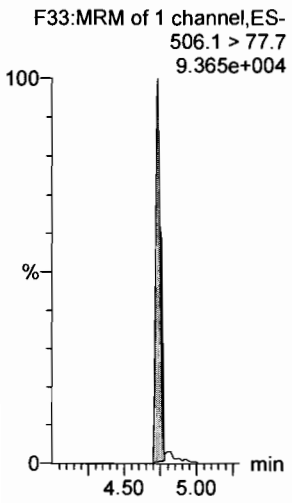

13C8-PFOS

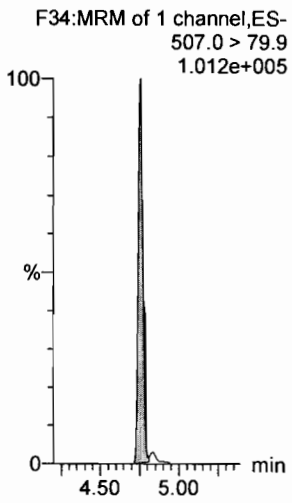

13C2-PFDA

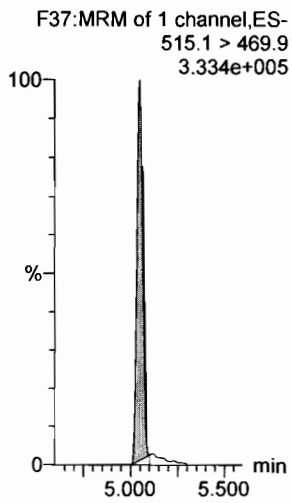

13C2-PFOA

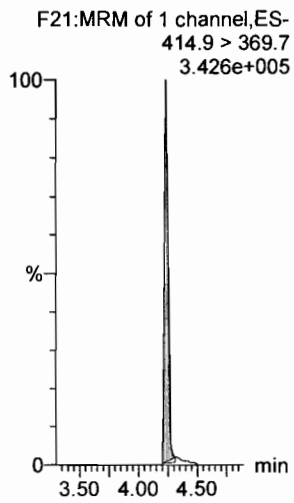

13C2-PFOA

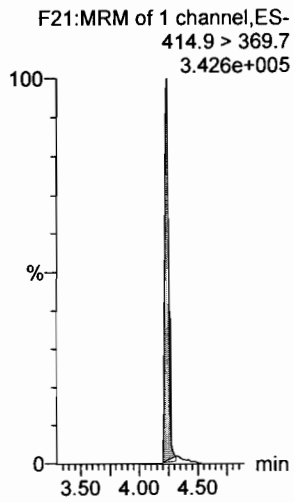

d3-N-MeFOSAA

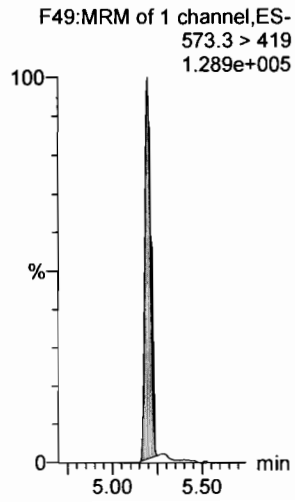

Dataset: F:\Projects\PFAS.PRO\Results\180227M2\180227M2-CRV.qld

Last Altered: Tuesday, February 27, 2018 12:36:37 Pacific Standard Time
Printed: Tuesday, February 27, 2018 12:37:14 Pacific Standard Time

Name: 180226M2_2, Date: 26-Feb-2018, Time: 12:04:44, ID: ST180226M2-1 PFC CS-2 18B2312, Description: PFC CS-2 18B2312

N-EtFOSAA

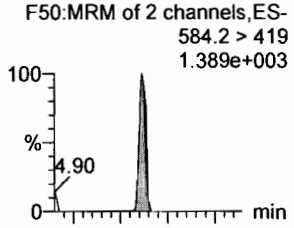

PFDoA

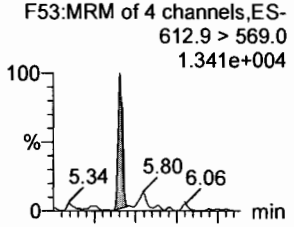

PFDS

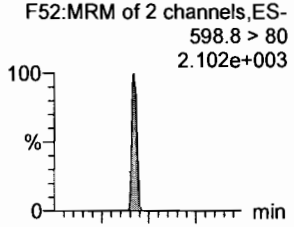

PFUdA

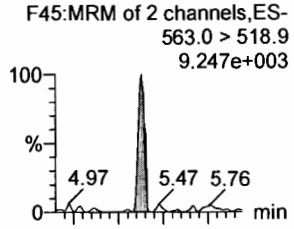

N-MeFOSA

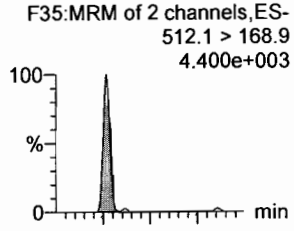

PFTrDA

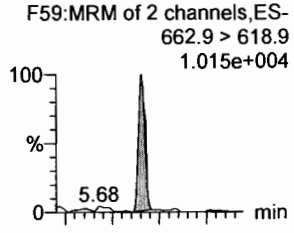

d3-N-MeFOSAA

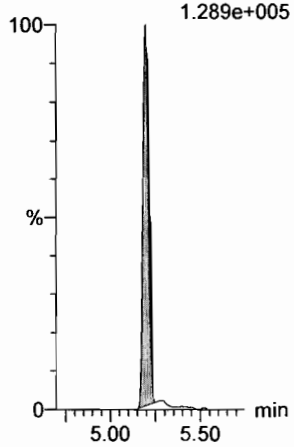

13C2-PFUdA

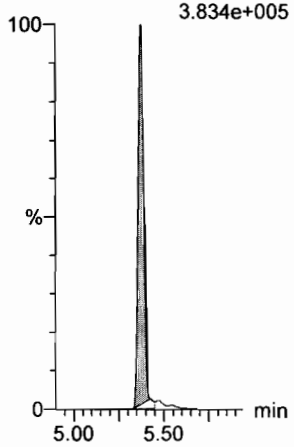

13C2-PFUdA

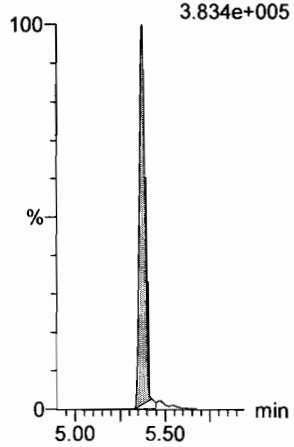

13C2-PFUdA

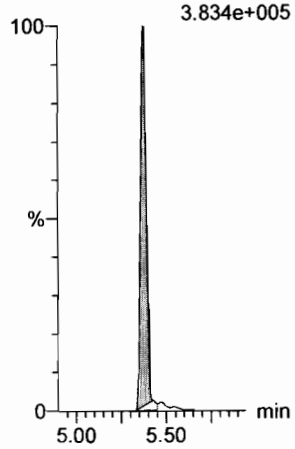

d3-N-MeFOSA

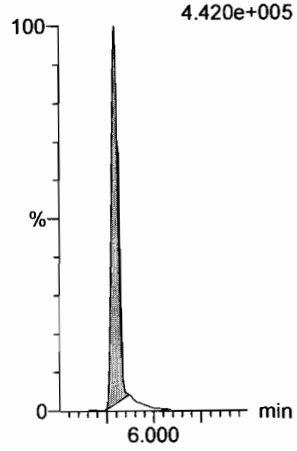

13C2-PFDoA

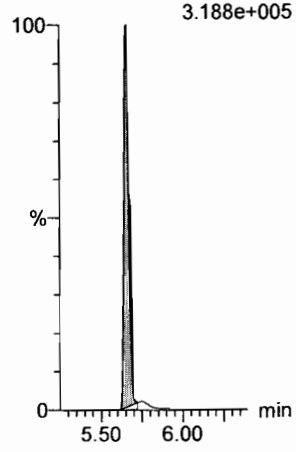

Dataset: F:\Projects\PFAS.PRO\Results\180227M2\180227M2-CRV.qld

Last Altered: Tuesday, February 27, 2018 12:36:37 Pacific Standard Time
Printed: Tuesday, February 27, 2018 12:37:14 Pacific Standard Time

Name: 180226M2_2, Date: 26-Feb-2018, Time: 12:04:44, ID: ST180226M2-1 PFC CS-2 18B2312, Description: PFC CS-2 18B2312

PFTeDA

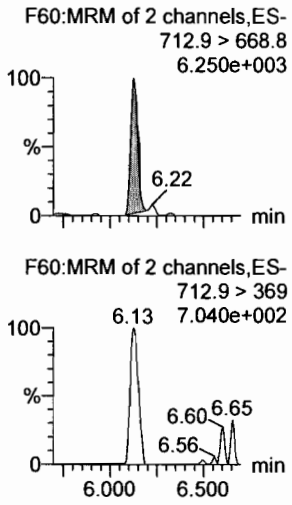

N-EtFOSA

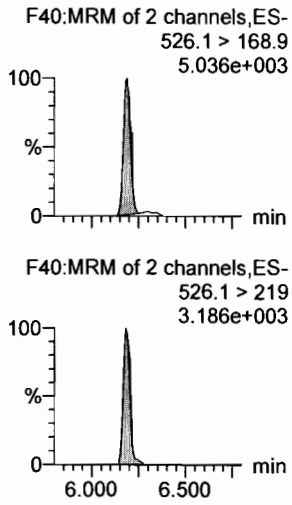

PFHxDA

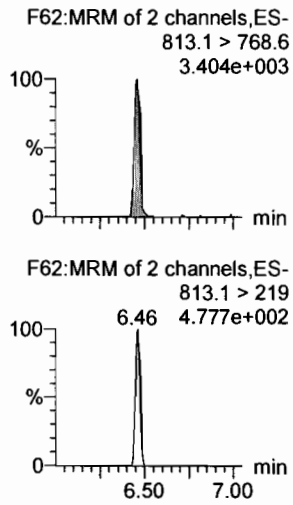

PFODA

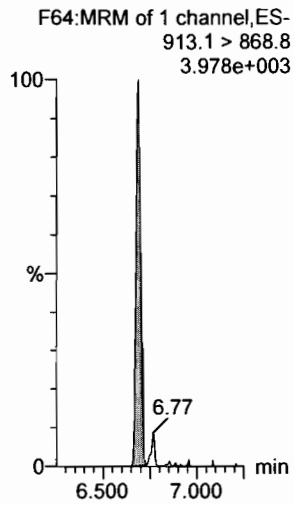

N-MeFOSE

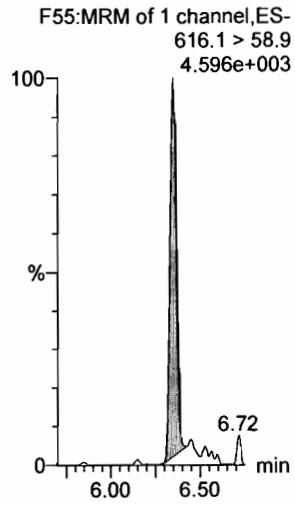

N-EtFOSE

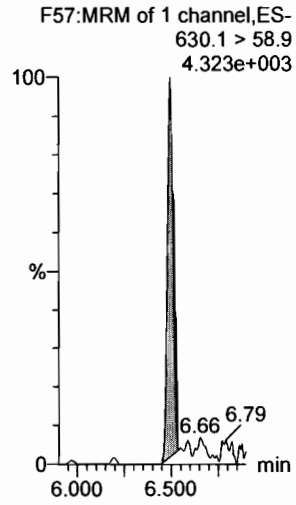

13C2-PFTeDA

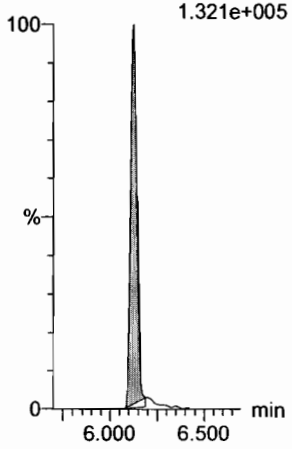

d5-N-ETFOSA

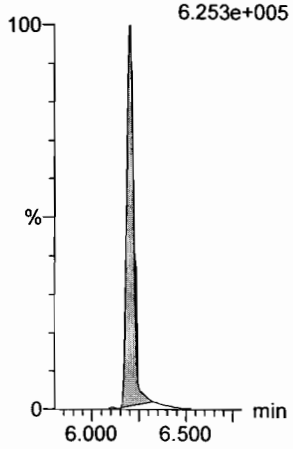

13C2-PFHxDA

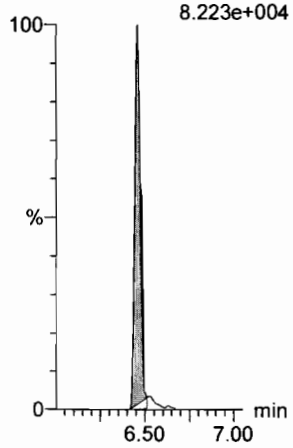

13C2-PFHxDA

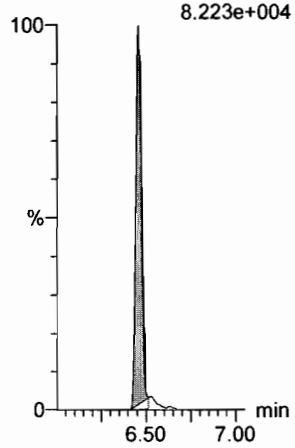

d7-N-MeFOSE

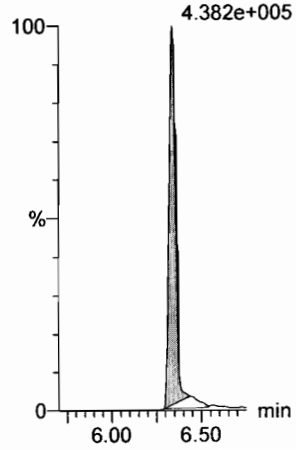

d9-N-EtFOSE

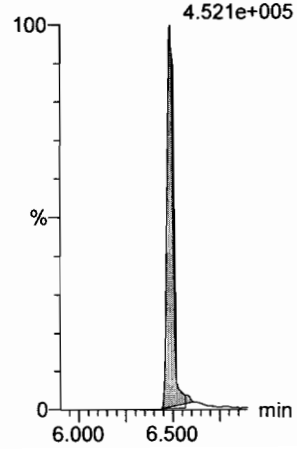

Dataset: F:\Projects\PFAS.PRO\Results\180227M2\180227M2-CRV.qld

Last Altered: Tuesday, February 27, 2018 12:36:37 Pacific Standard Time
Printed: Tuesday, February 27, 2018 12:37:14 Pacific Standard Time

Name: 180226M2_2, Date: 26-Feb-2018, Time: 12:04:44, ID: ST180226M2-1 PFC CS-2 18B2312, Description: PFC CS-2 18B2312

13C4-PFBA

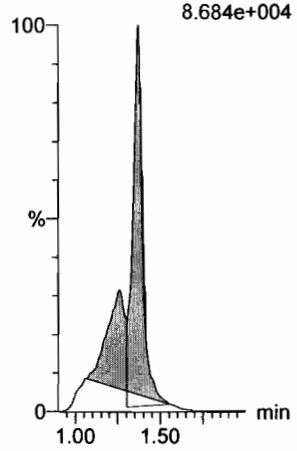

13C5-PFHxA

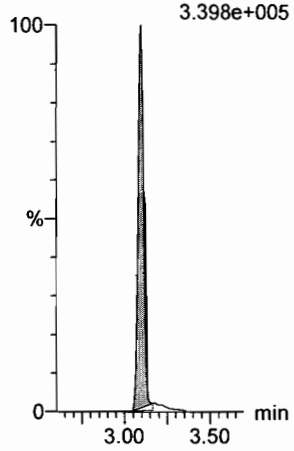

13C3-PFHxS

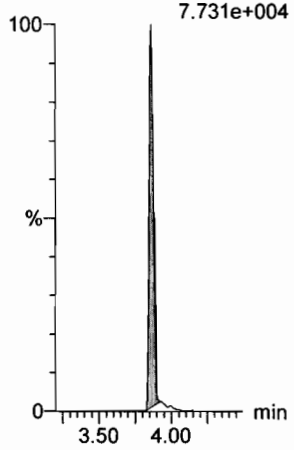

13C8-PFOA

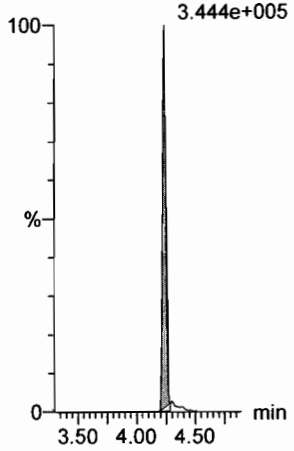

13C9-PFNA

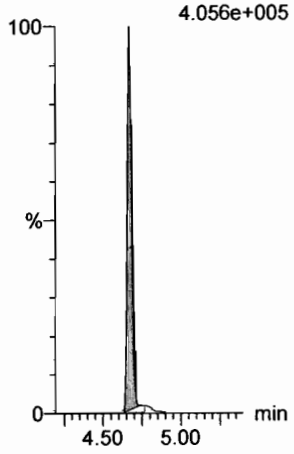

13C4-PFOS

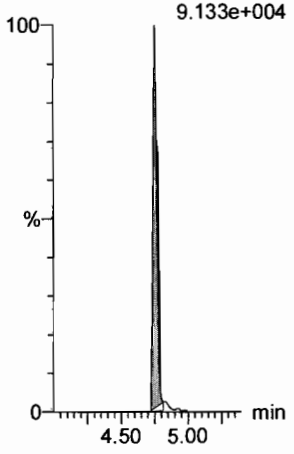

13C6-PFDA

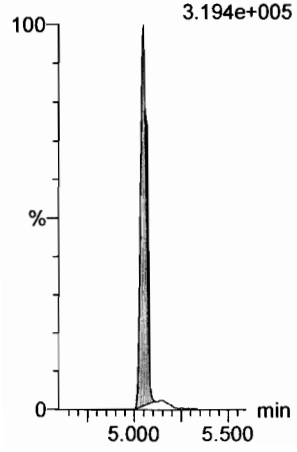

13C7-PFUdA

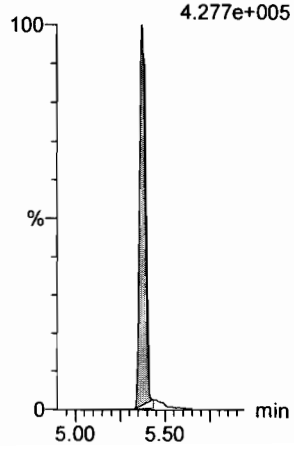

Dataset: F:\Projects\PFAS.PRO\Results\180227M2\180227M2-CRV.qld

Last Altered: Tuesday, February 27, 2018 12:36:37 Pacific Standard Time
Printed: Tuesday, February 27, 2018 12:37:14 Pacific Standard Time

Name: 180226M2_3, Date: 26-Feb-2018, Time: 12:16:11, ID: ST180226M2-2 PFC CS-1 18B2313, Description: PFC CS-1 18B2313

PFBA

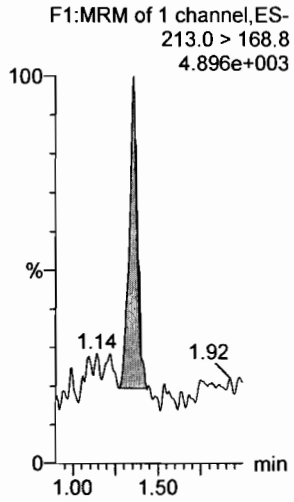

PFPeA

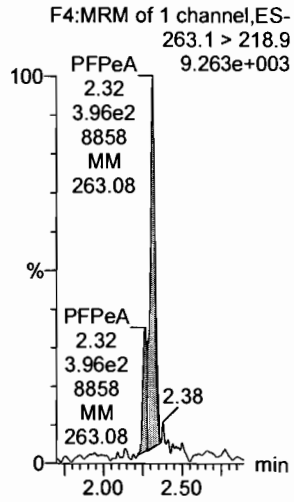

PFBS

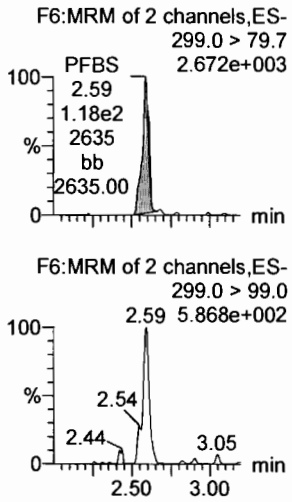

4:2 FTS

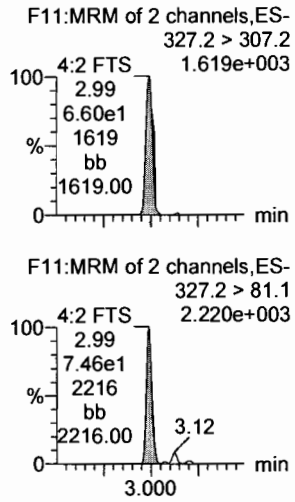

PFHxA

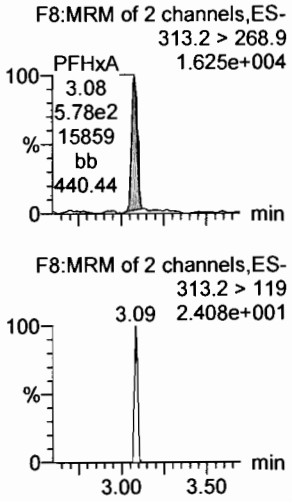

PFPeS

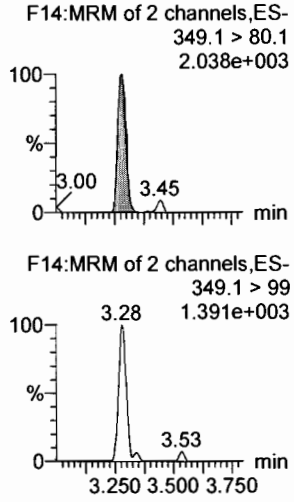

13C3-PFBA

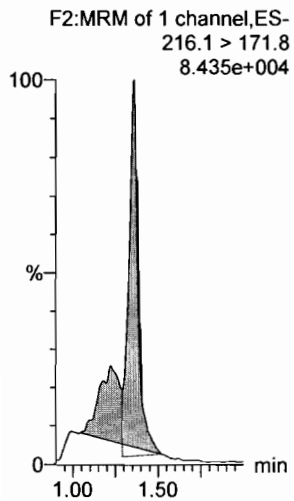

13C3-PFPeA

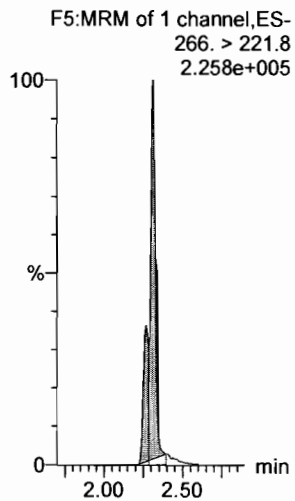

13C3-PFBS

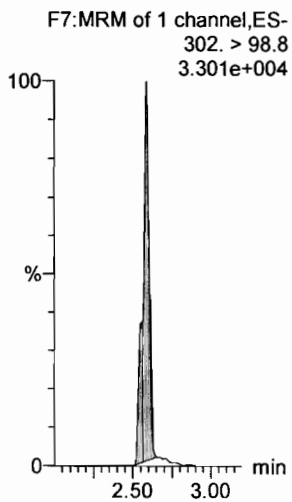

13C3-PFBS

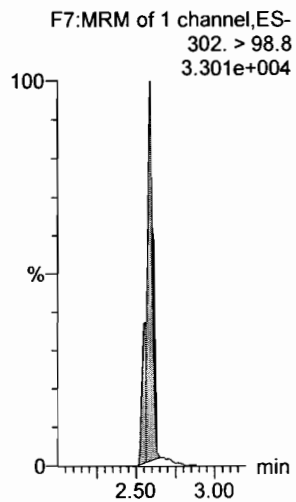

13C2-PFHxA

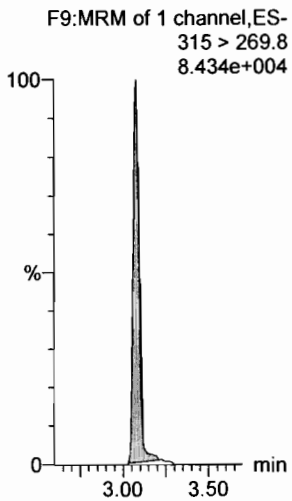

13C3-PFBS



Dataset: F:\Projects\PFAS.PRO\Results\180227M2\180227M2-CRV.qld

Last Altered: Tuesday, February 27, 2018 12:36:37 Pacific Standard Time
Printed: Tuesday, February 27, 2018 12:37:14 Pacific Standard Time

Name: 180226M2_3, Date: 26-Feb-2018, Time: 12:16:11, ID: ST180226M2-2 PFC CS-1 18B2313, Description: PFC CS-1 18B2313

6:2 FTS

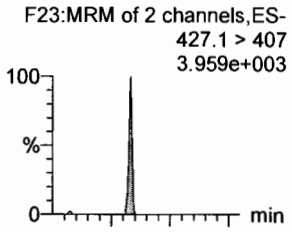

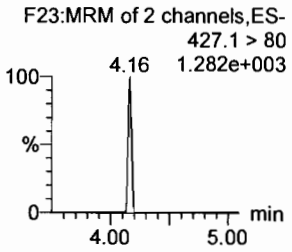

PFHpA

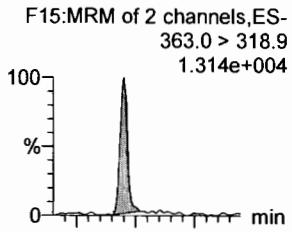

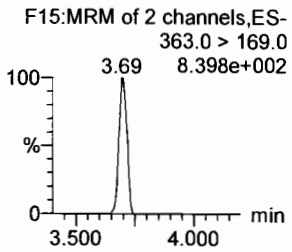

L-PFHxS

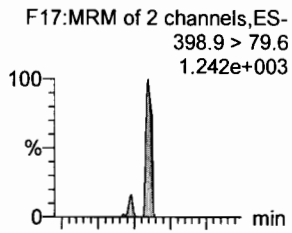

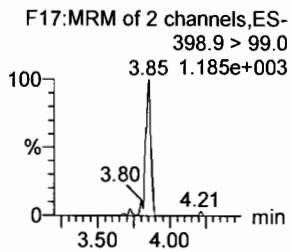

L-PFOA

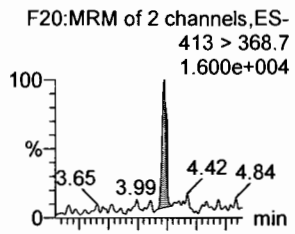

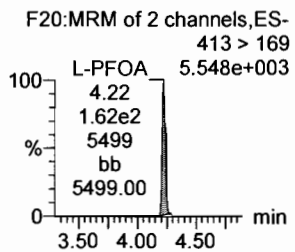

PFHpS

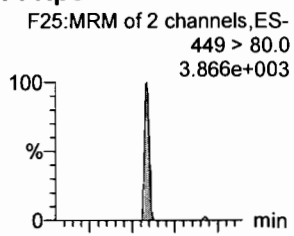

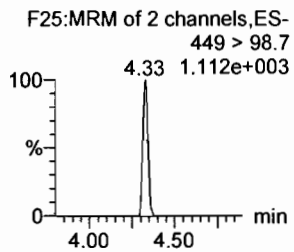

PFNA

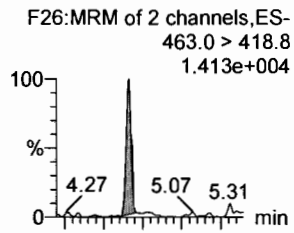

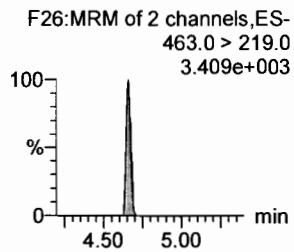

18O2-PFHxS

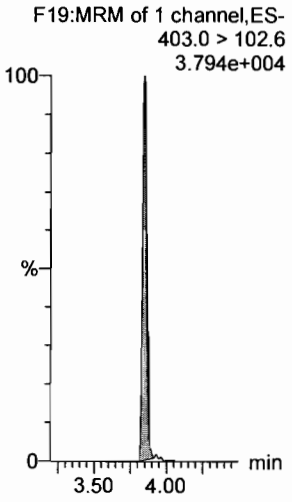

13C4-PFHpA

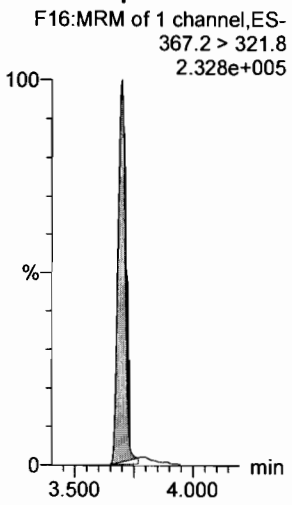

13C2-PFOA

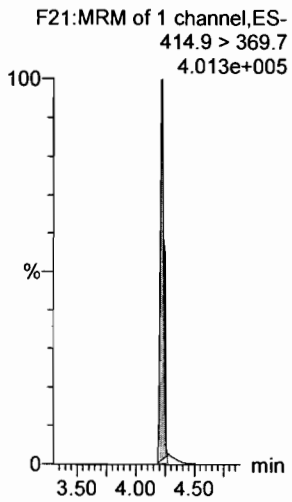

13C2-PFOA

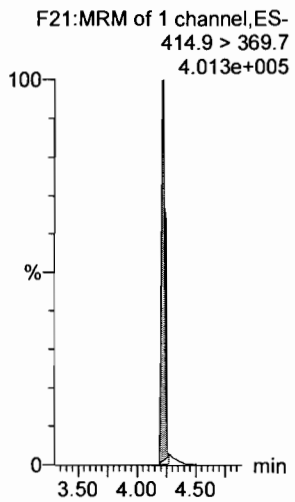

13C2-PFOA

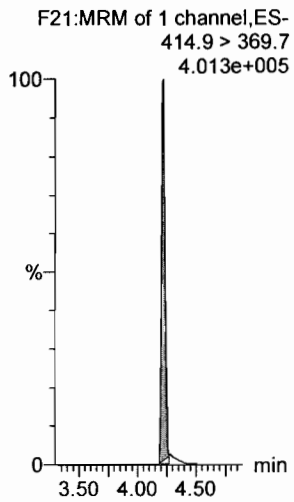

13C5-PFNA

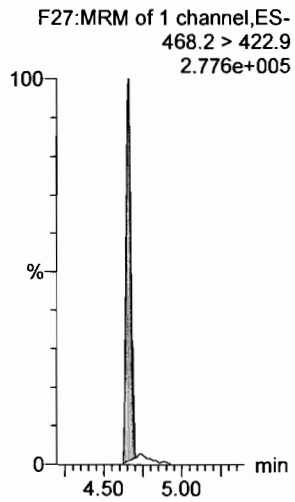

Dataset: F:\Projects\PFAS.PRO\Results\180227M2\180227M2-CRV.qld

Last Altered: Tuesday, February 27, 2018 12:36:37 Pacific Standard Time
Printed: Tuesday, February 27, 2018 12:37:14 Pacific Standard Time

Name: 180226M2_3, Date: 26-Feb-2018, Time: 12:16:11, ID: ST180226M2-2 PFC CS-1 18B2313, Description: PFC CS-1 18B2313

PFOSA

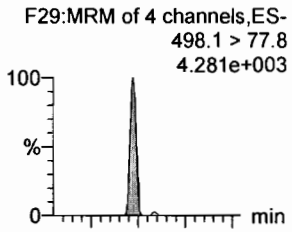

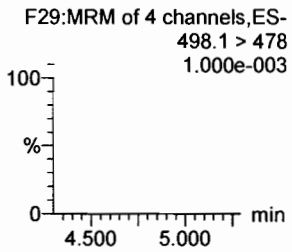

L-PFOS

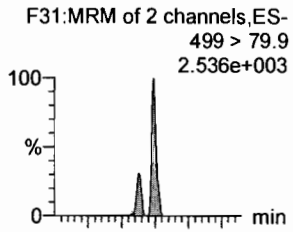

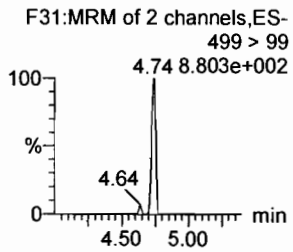

PFDA

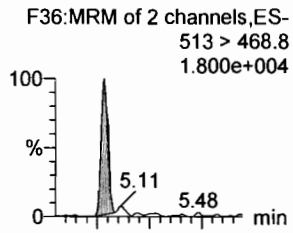

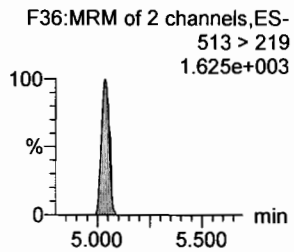

8:2 FTS

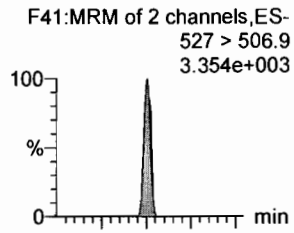

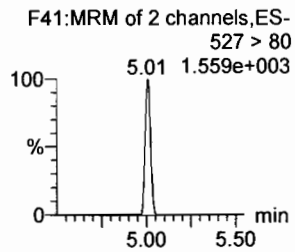

PFNS

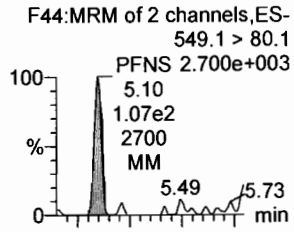

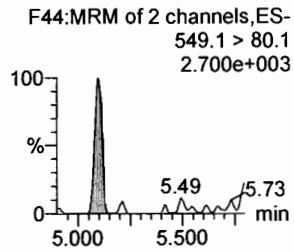

N-MeFOSAA

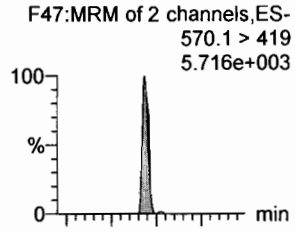

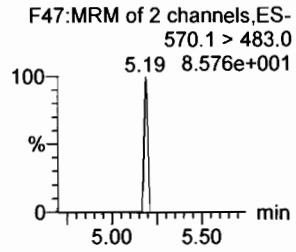

13C8-PFOSA

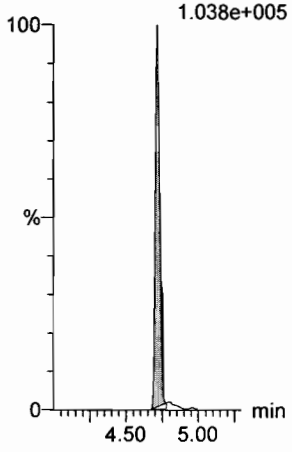

13C8-PFOS

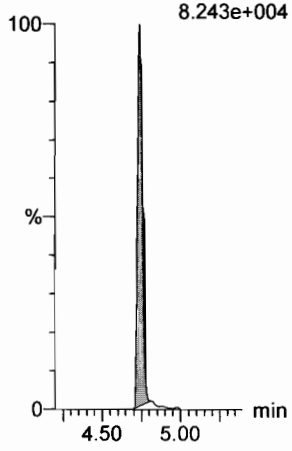

13C2-PFDA

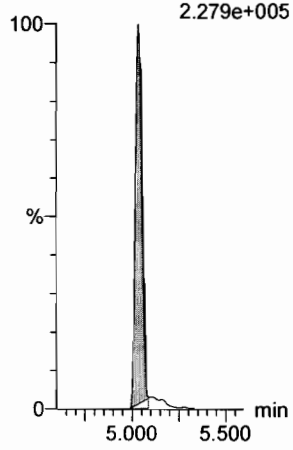

13C2-PFOA

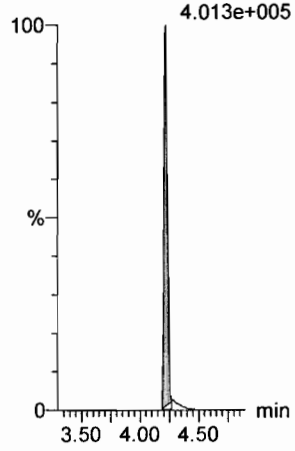

13C2-PFOA

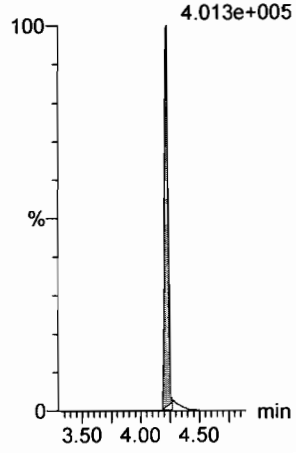

d3-N-MeFOSAA

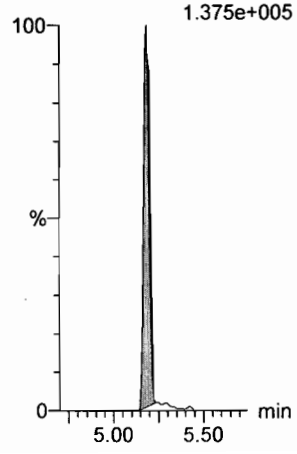

Dataset: F:\Projects\PFAS.PRO\Results\180227M2\180227M2-CRV.qld

Last Altered: Tuesday, February 27, 2018 12:36:37 Pacific Standard Time
Printed: Tuesday, February 27, 2018 12:37:14 Pacific Standard Time

Name: 180226M2_3, Date: 26-Feb-2018, Time: 12:16:11, ID: ST180226M2-2 PFC CS-1 18B2313, Description: PFC CS-1 18B2313

N-EtFOSAA

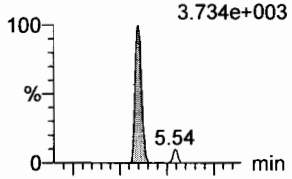

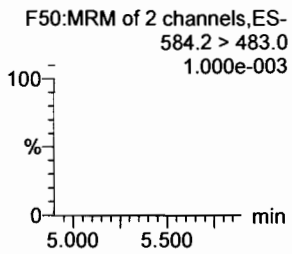

PFDoA

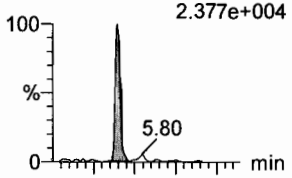

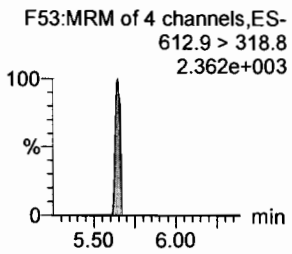

PFDS

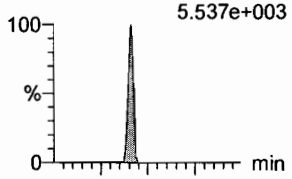

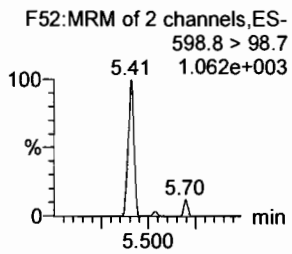

PFUdA

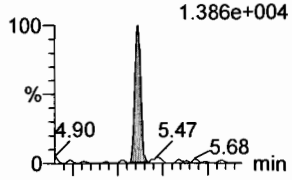

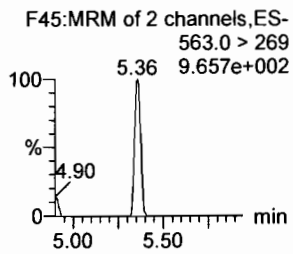

N-MeFOSA

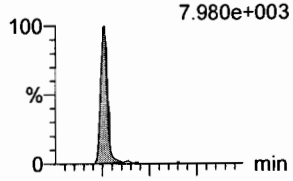

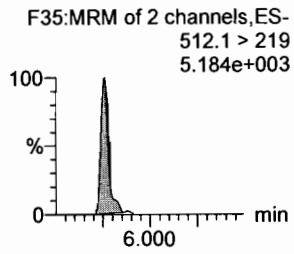

PFTrDA

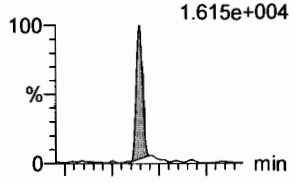

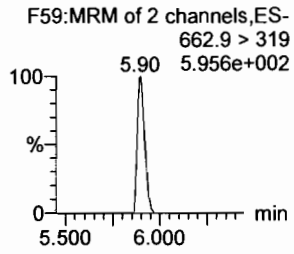

d3-N-MeFOSAA

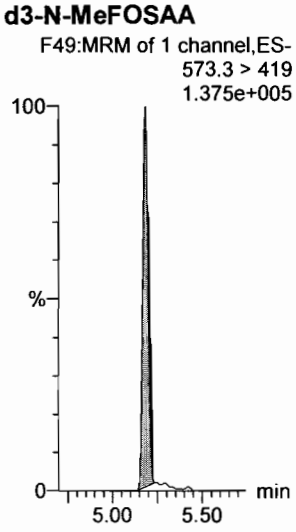

13C2-PFUdA

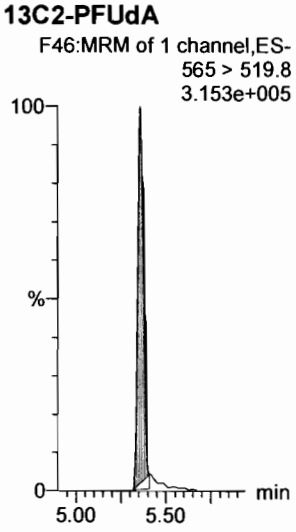

13C2-PFUdA

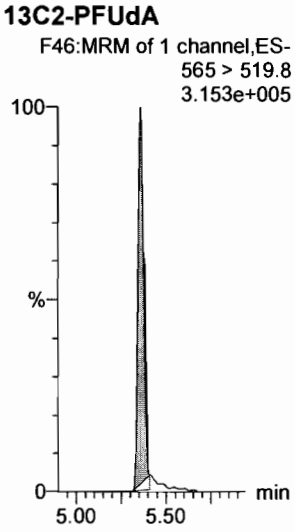

13C2-PFUdA

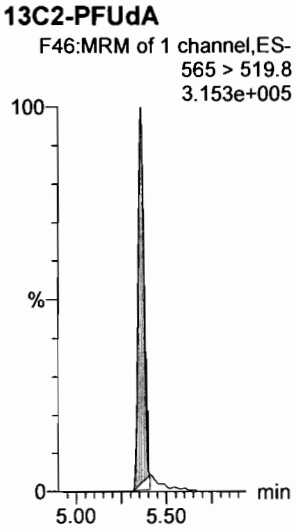

d3-N-MeFOSA

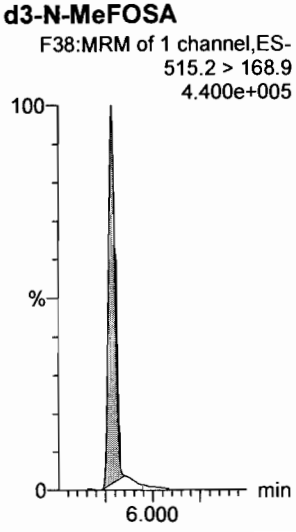

13C2-PFDoA

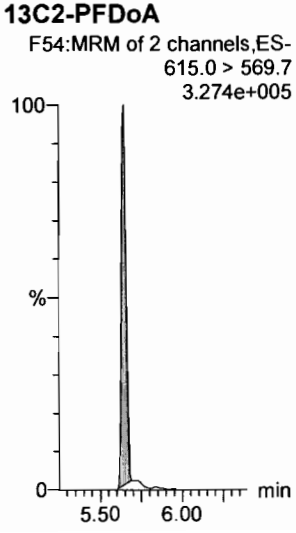

Dataset: F:\Projects\PFAS.PRO\Results\180227M2\180227M2-CRV.qld

Last Altered: Tuesday, February 27, 2018 12:36:37 Pacific Standard Time
Printed: Tuesday, February 27, 2018 12:37:14 Pacific Standard Time

Name: 180226M2_3, Date: 26-Feb-2018, Time: 12:16:11, ID: ST180226M2-2 PFC CS-1 18B2313, Description: PFC CS-1 18B2313

PFTeDA

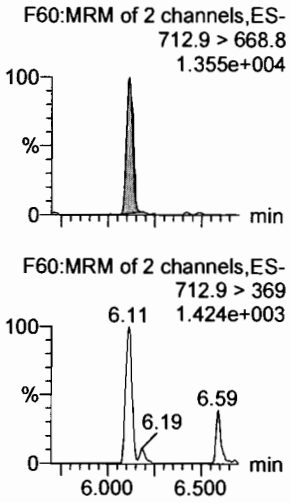

N-EtFOSA

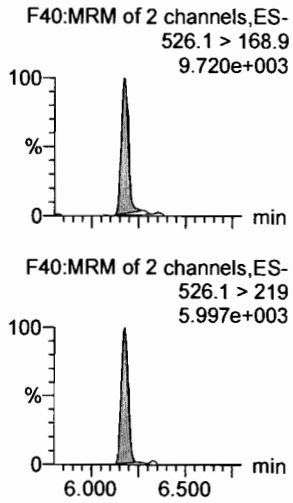

PFHxDA

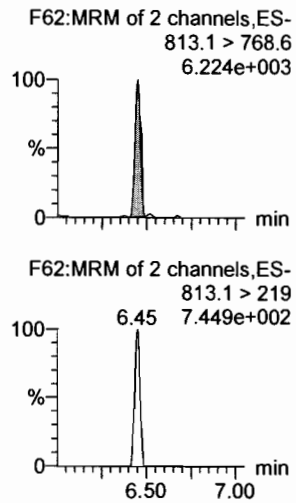

PFODA



N-MeFOSE

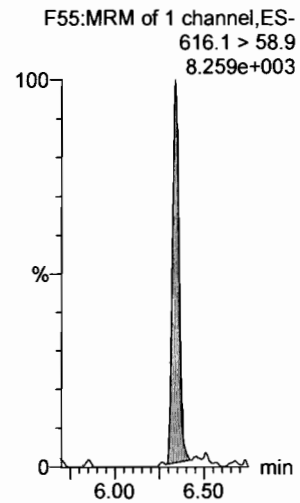

N-EtFOSE

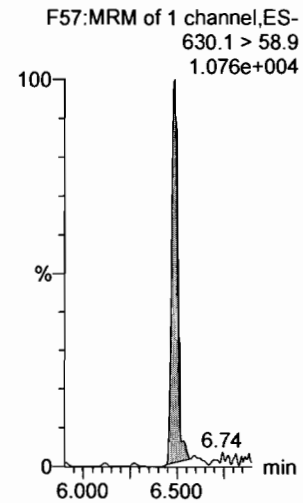

13C2-PFTeDA

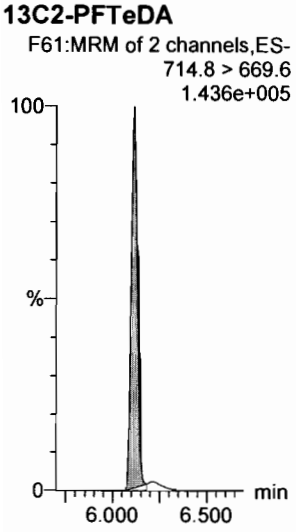

d5-N-ETFOSA

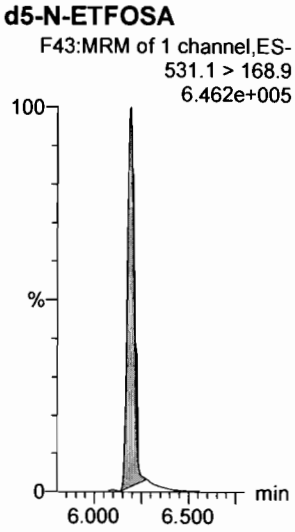

13C2-PFHxDA

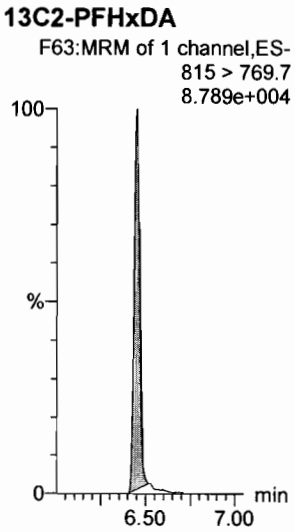

13C2-PFHxDA



d7-N-MeFOSE

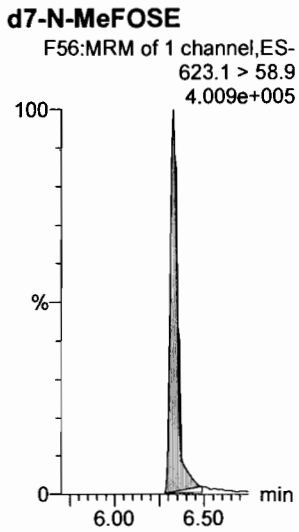

d9-N-EtFOSE

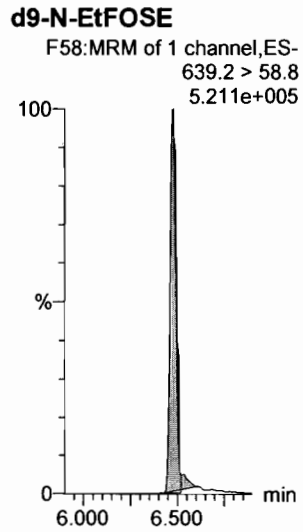

Dataset: F:\Projects\PFAS.PRO\Results\180227M2\180227M2-CRV.qld

Last Altered: Tuesday, February 27, 2018 12:36:37 Pacific Standard Time
Printed: Tuesday, February 27, 2018 12:37:14 Pacific Standard Time

Name: 180226M2_3, Date: 26-Feb-2018, Time: 12:16:11, ID: ST180226M2-2 PFC CS-1 18B2313, Description: PFC CS-1 18B2313

13C4-PFBA

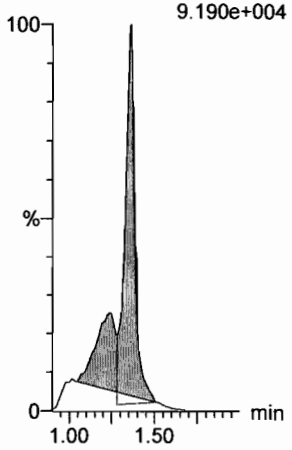

13C5-PFHxA

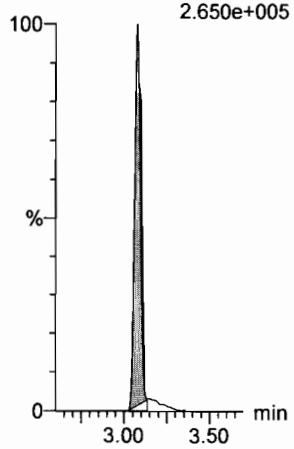

13C3-PFHxS

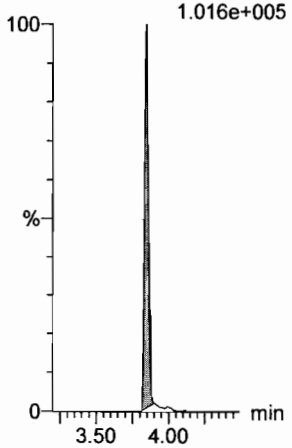

13C8-PFOA



13C9-PFNA

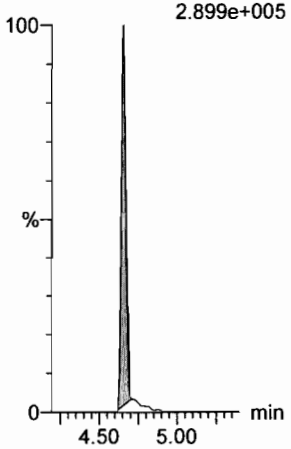

13C4-PFOS

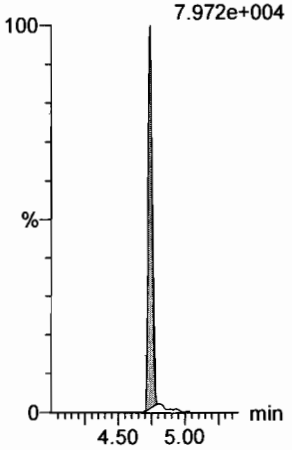

13C6-PFDA

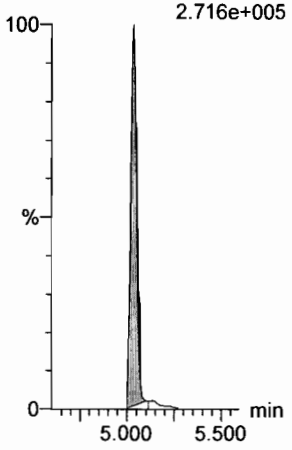

13C7-PFUdA

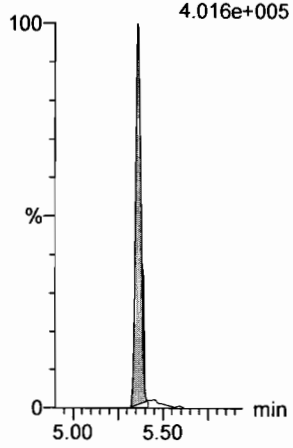

Dataset: F:\Projects\PFAS.PRO\Results\180227M2\180227M2-CRV.qld

Last Altered: Tuesday, February 27, 2018 12:36:37 Pacific Standard Time
Printed: Tuesday, February 27, 2018 12:37:14 Pacific Standard Time

Name: 180226M2_4, Date: 26-Feb-2018, Time: 12:27:38, ID: ST180226M2-3 PFC CS0 18B2314, Description: PFC CS0 18B2314

PFBA

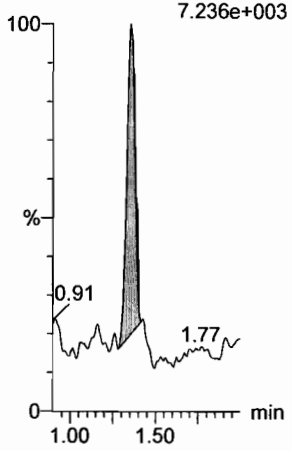

PFPeA

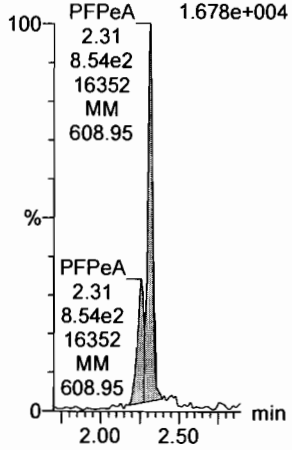

PFBS

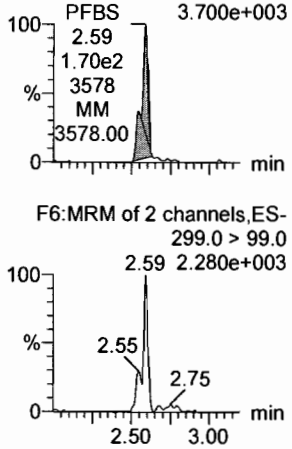

4:2 FTS

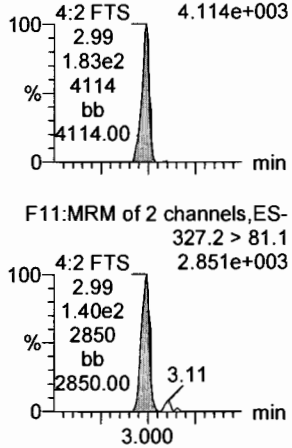

PFHxA

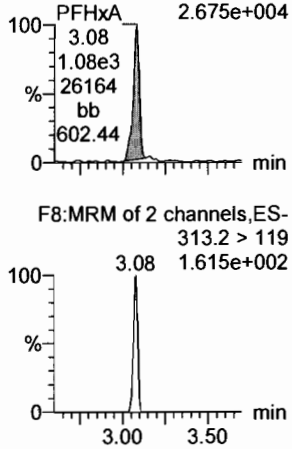

PFPeS

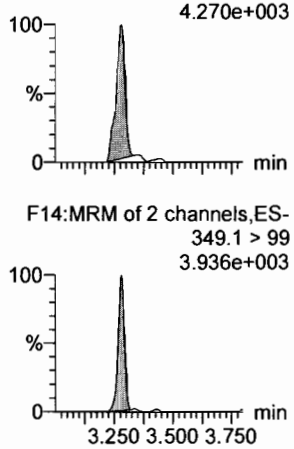

13C3-PFBA

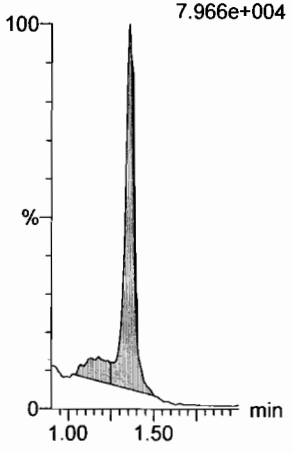

13C3-PFPeA

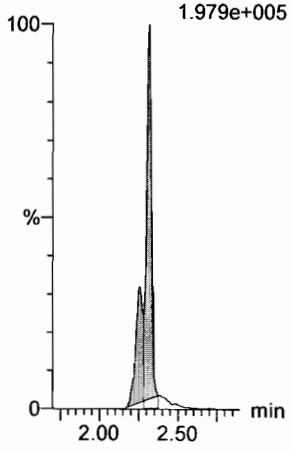

13C3-PFBS

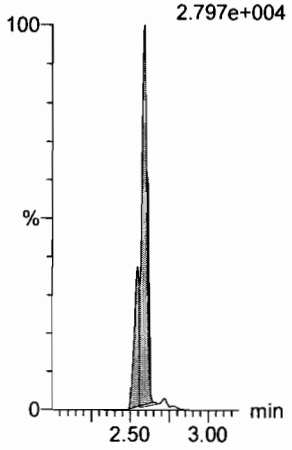

13C3-PFBS

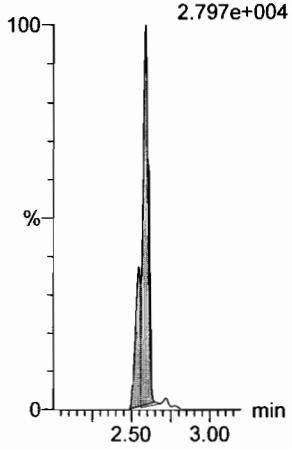

13C2-PFHxA

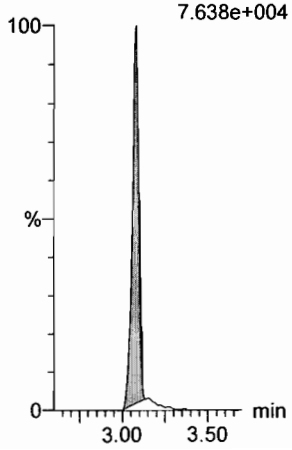

13C3-PFBS

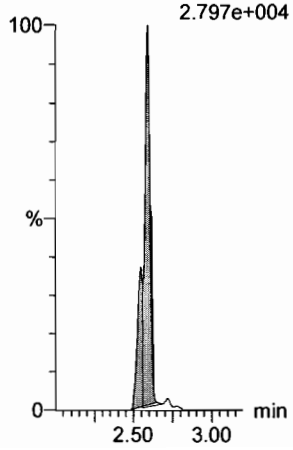

Dataset: F:\Projects\PFAS.PRO\Results\180227M2\180227M2-CRV.qld

Last Altered: Tuesday, February 27, 2018 12:36:37 Pacific Standard Time
Printed: Tuesday, February 27, 2018 12:37:14 Pacific Standard Time

Name: 180226M2_4, Date: 26-Feb-2018, Time: 12:27:38, ID: ST180226M2-3 PFC CS0 18B2314, Description: PFC CS0 18B2314

6:2 FTS

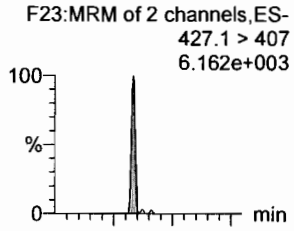

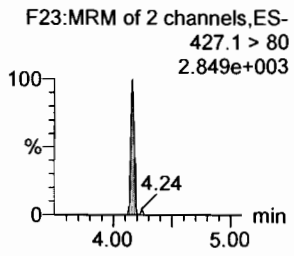

PFHpA

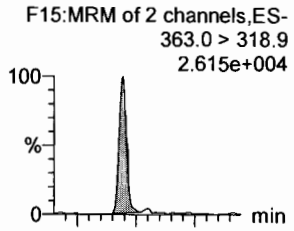

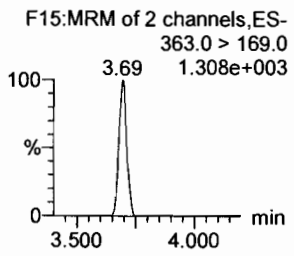

L-PFHxS

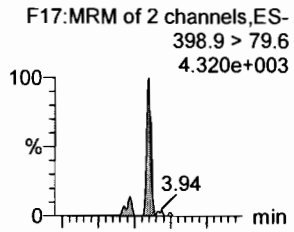

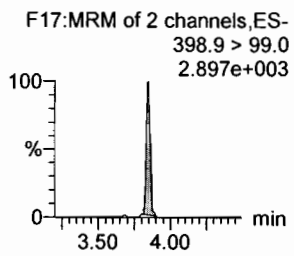

L-PFOA

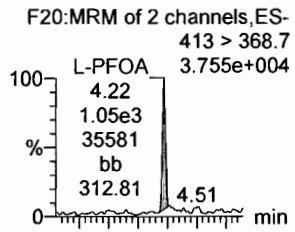



PFHpS

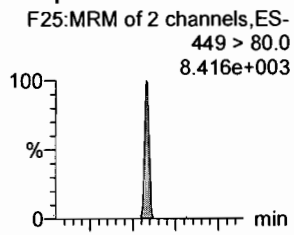

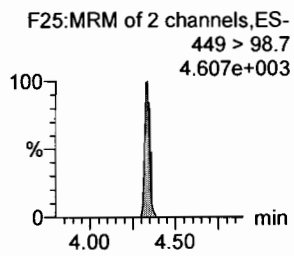

PFNA

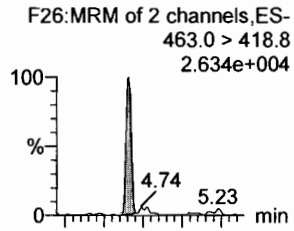

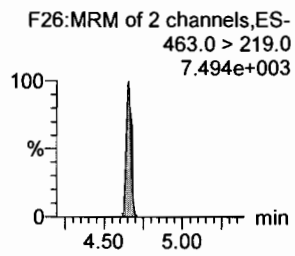

18O2-PFHxS

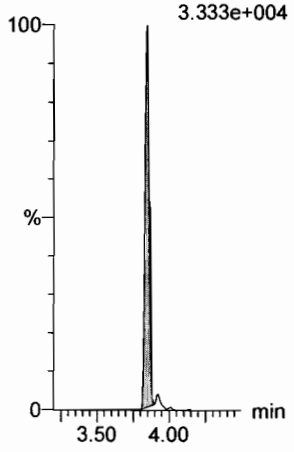

13C4-PFHpA

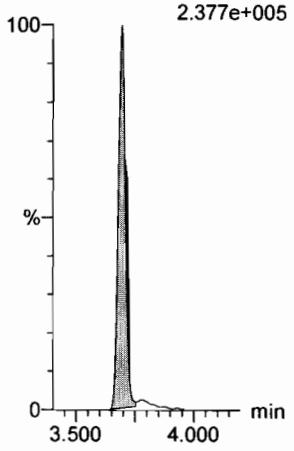

13C2-PFOA

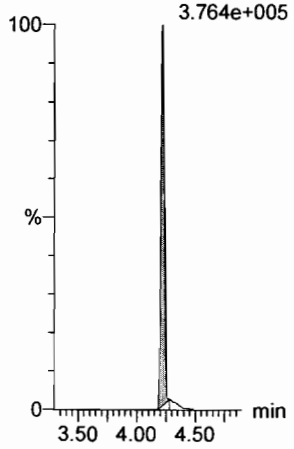

13C2-PFOA

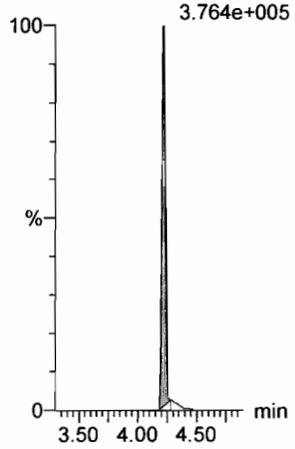

13C2-PFOA

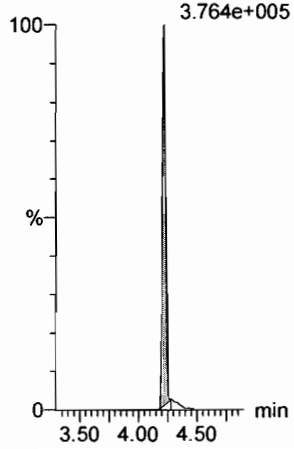

13C5-PFNA

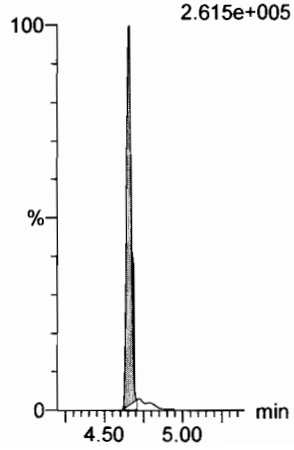

Dataset: F:\Projects\PFAS.PRO\Results\180227M2\180227M2-CRV.qld

Last Altered: Tuesday, February 27, 2018 12:36:37 Pacific Standard Time
Printed: Tuesday, February 27, 2018 12:37:14 Pacific Standard Time

Name: 180226M2_4, Date: 26-Feb-2018, Time: 12:27:38, ID: ST180226M2-3 PFC CS0 18B2314, Description: PFC CS0 18B2314

PFOSA

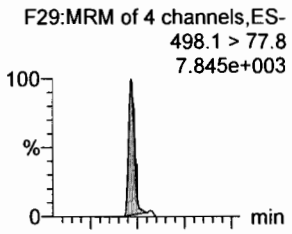

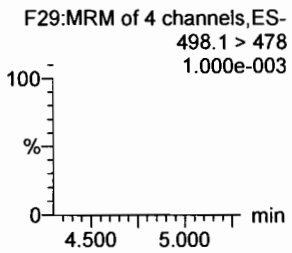

L-PFOS

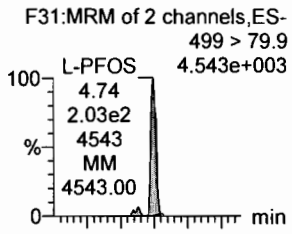

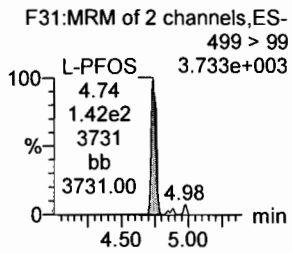

PFDA

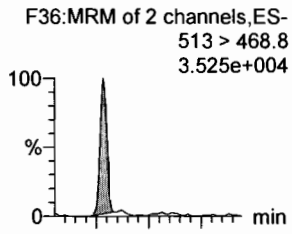

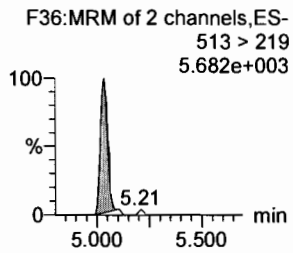

8:2 FTS

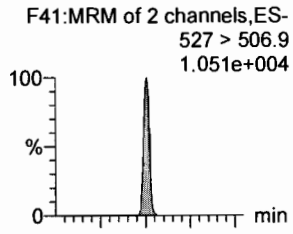

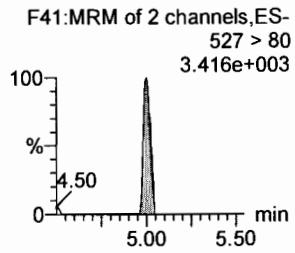

PFNS

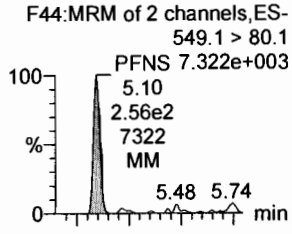

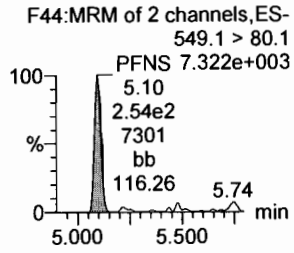

N-MeFOSAA

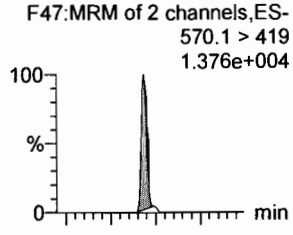

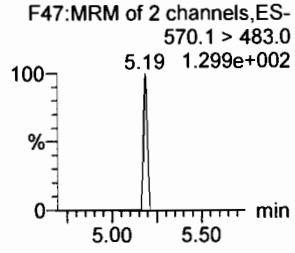

13C8-PFOSA

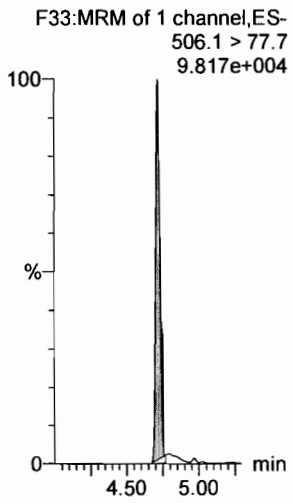

13C8-PFOS

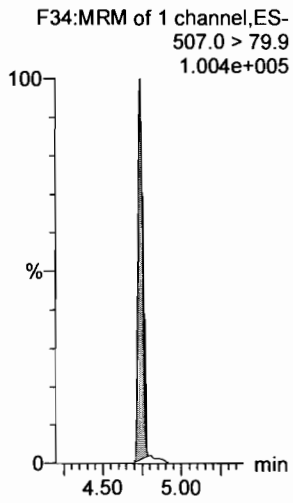

13C2-PFDA

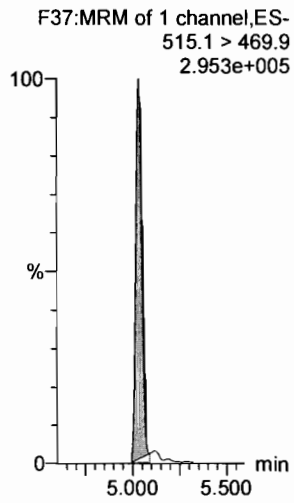

13C2-PFOA

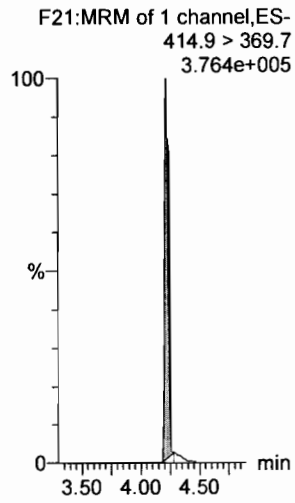

13C2-PFOA

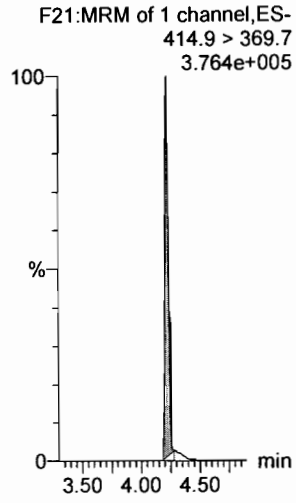

d3-N-MeFOSAA

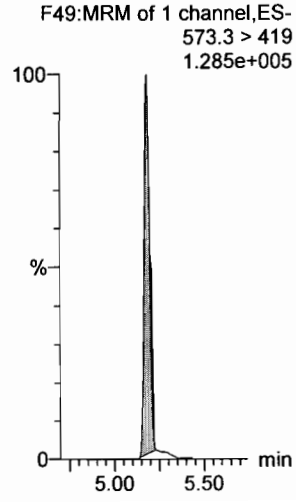

Dataset: F:\Projects\PFAS.PRO\Results\180227M2\180227M2-CRV.qld

Last Altered: Tuesday, February 27, 2018 12:36:37 Pacific Standard Time
Printed: Tuesday, February 27, 2018 12:37:14 Pacific Standard Time

Name: 180226M2_4, Date: 26-Feb-2018, Time: 12:27:38, ID: ST180226M2-3 PFC CS0 18B2314, Description: PFC CS0 18B2314

N-EtFOSAA

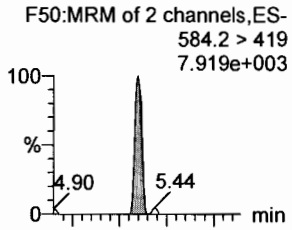

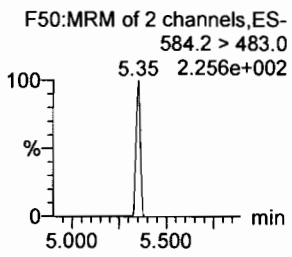

PFDoA

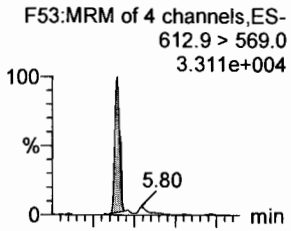

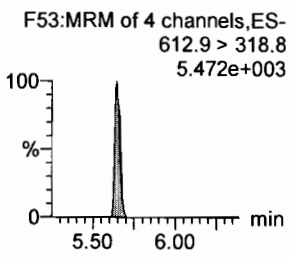

PFDS

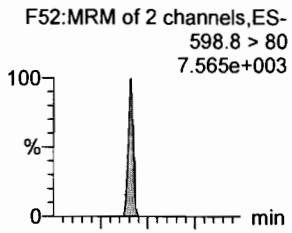

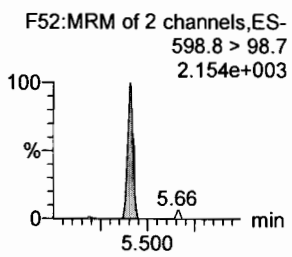

PFUdA

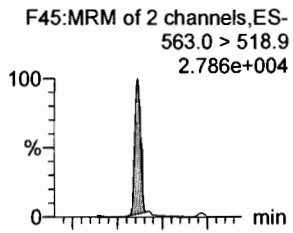

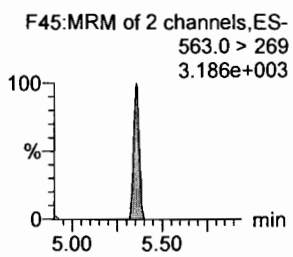

N-MeFOSA

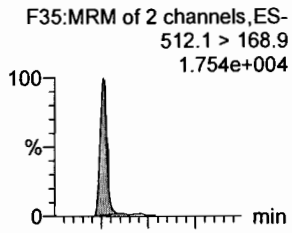

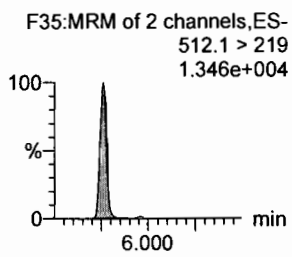

PFTrDA

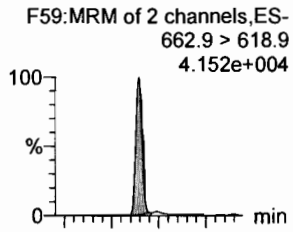

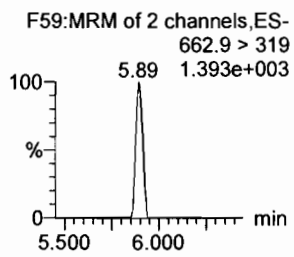

d3-N-MeFOSAA

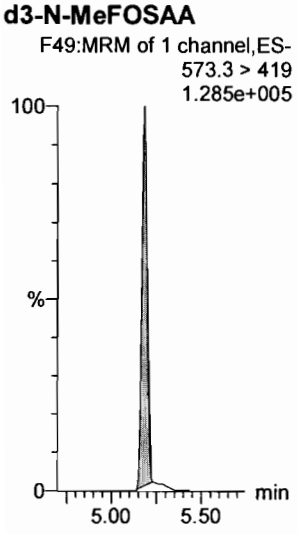

13C2-PFUdA

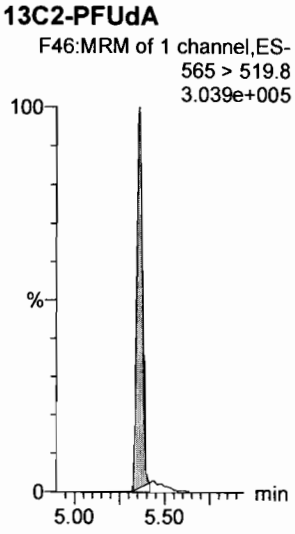

13C2-PFUdA

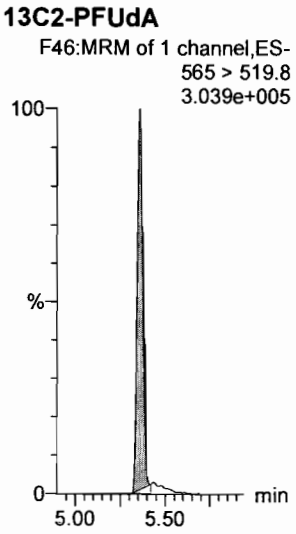

13C2-PFUdA

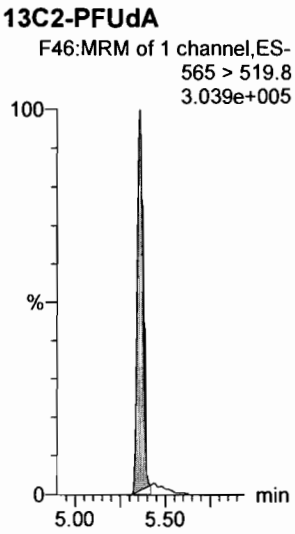

d3-N-MeFOSA



13C2-PFDoA

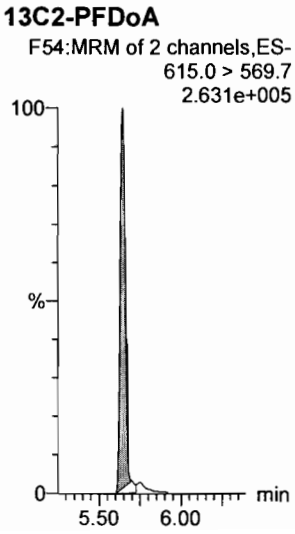

Dataset: F:\Projects\PFAS.PRO\Results\180227M2\180227M2-CRV.qld

Last Altered: Tuesday, February 27, 2018 12:36:37 Pacific Standard Time
Printed: Tuesday, February 27, 2018 12:37:14 Pacific Standard Time

Name: 180226M2_4, Date: 26-Feb-2018, Time: 12:27:38, ID: ST180226M2-3 PFC CS0 18B2314, Description: PFC CS0 18B2314

PFTeDA

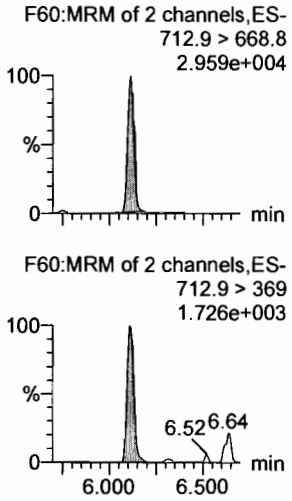

N-EtFOSA

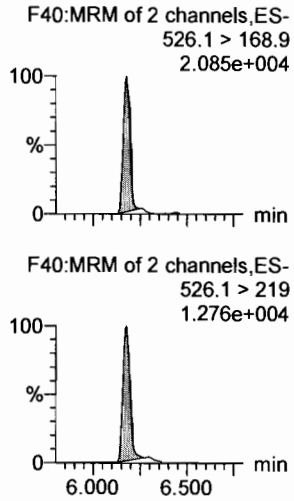

PFHxDA

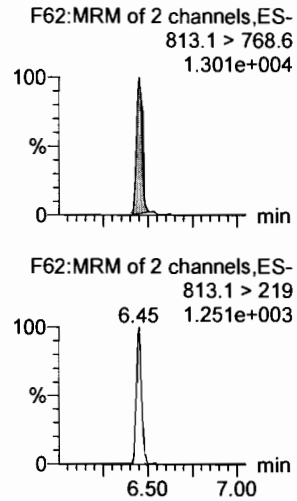

PFODA

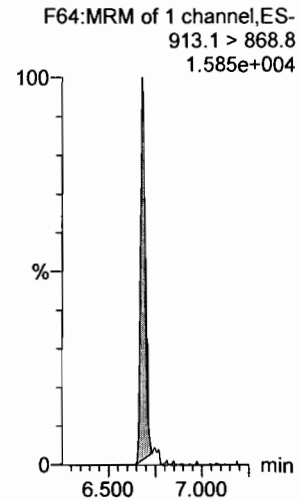

N-MeFOSE

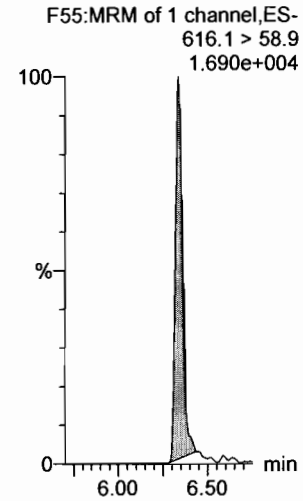

N-EtFOSE

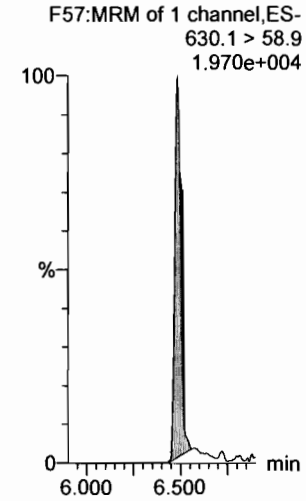

13C2-PFTeDA

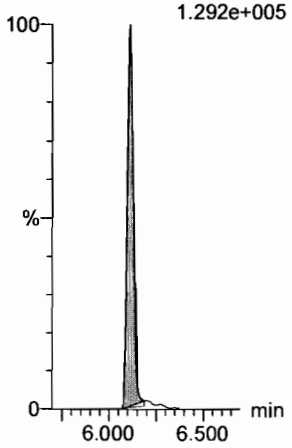

d5-N-ETFOSA

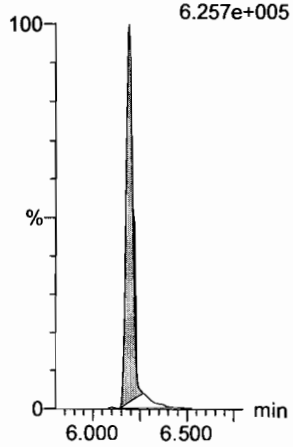

13C2-PFHxDA

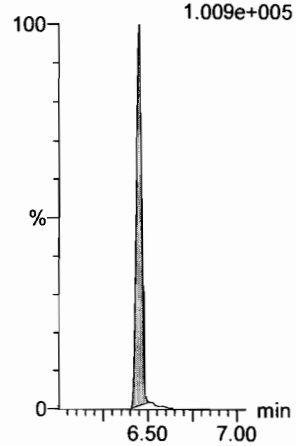

13C2-PFHxDA

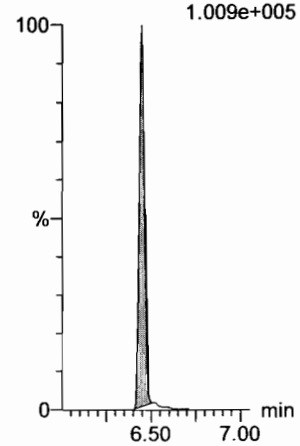

d7-N-MeFOSE

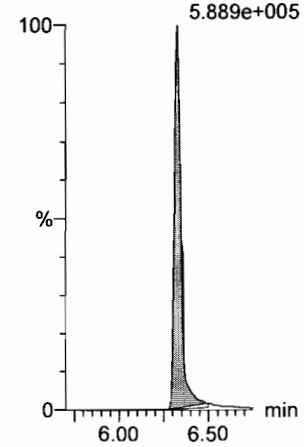

d9-N-EtFOSE

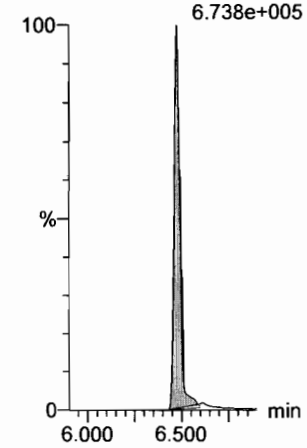

Dataset: F:\Projects\PFAS.PRO\Results\180227M2\180227M2-CRV.qld

Last Altered: Tuesday, February 27, 2018 12:36:37 Pacific Standard Time
Printed: Tuesday, February 27, 2018 12:37:14 Pacific Standard Time

Name: 180226M2_4, Date: 26-Feb-2018, Time: 12:27:38, ID: ST180226M2-3 PFC CS0 18B2314, Description: PFC CS0 18B2314

13C4-PFBA

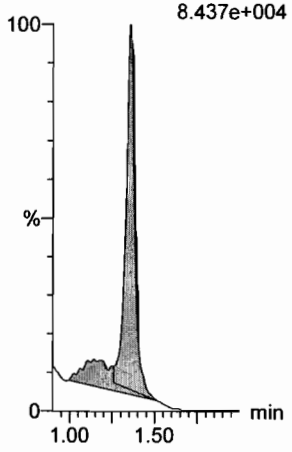

13C5-PFHxA

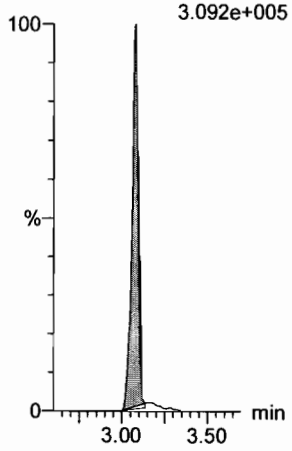

13C3-PFHxS

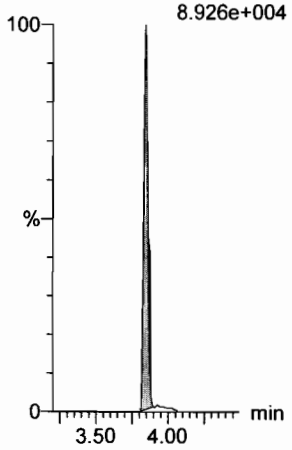

13C8-PFOA

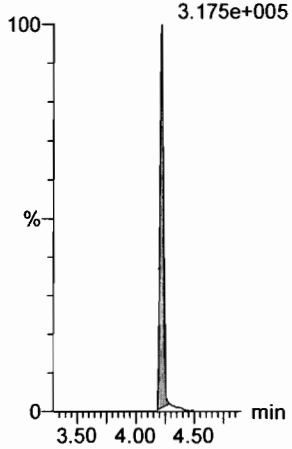

13C9-PFNA

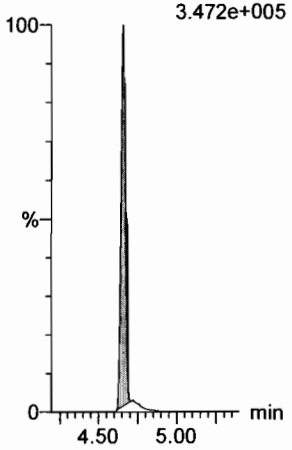

13C4-PFOS

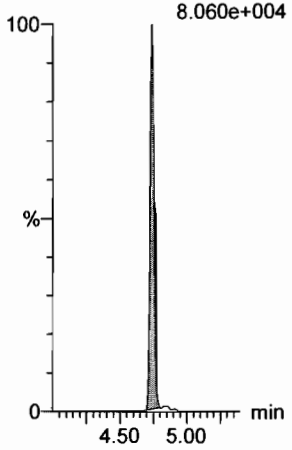

13C6-PFDA

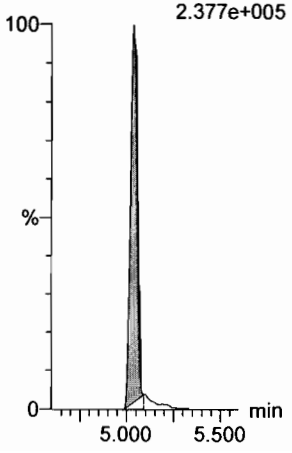

13C7-PFUdA

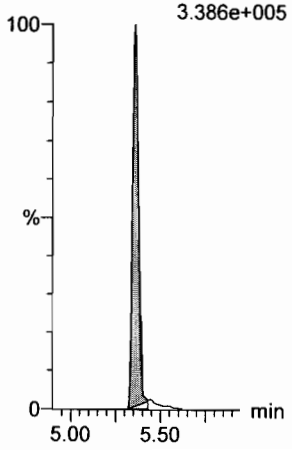

Dataset: F:\Projects\PFAS.PRO\Results\180227M2\180227M2-CRV.qld

Last Altered: Tuesday, February 27, 2018 12:36:37 Pacific Standard Time
Printed: Tuesday, February 27, 2018 12:37:14 Pacific Standard Time

Name: 180226M2_5, Date: 26-Feb-2018, Time: 12:39:04, ID: ST180226M2-4 PFC CS1 18B2315, Description: PFC CS1 18B2315

PFBA

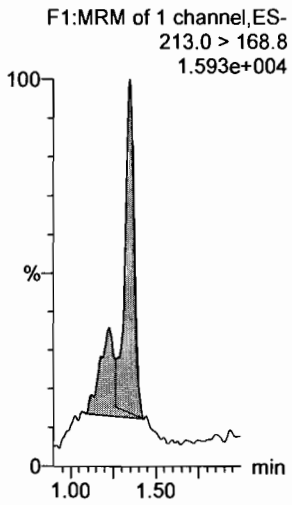

PFPeA



PFBS

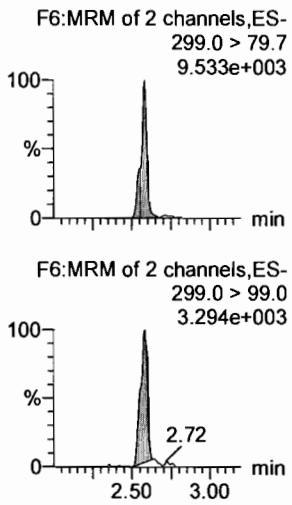

4:2 FTS

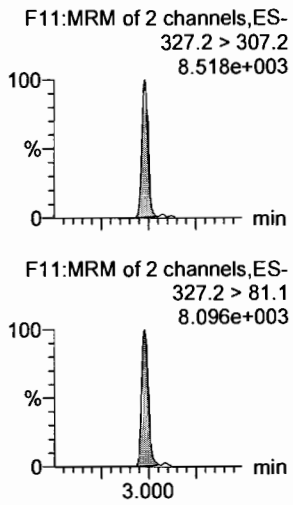

PFHxA

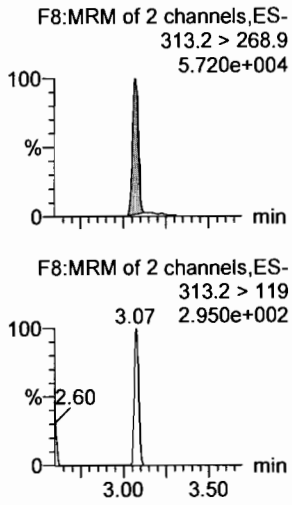

PFPeS

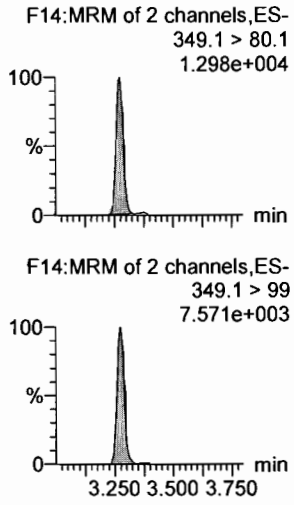

13C3-PFBA

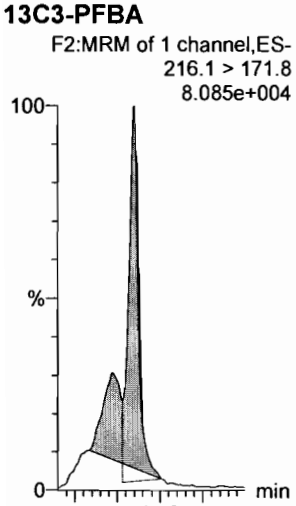

13C3-PFPeA

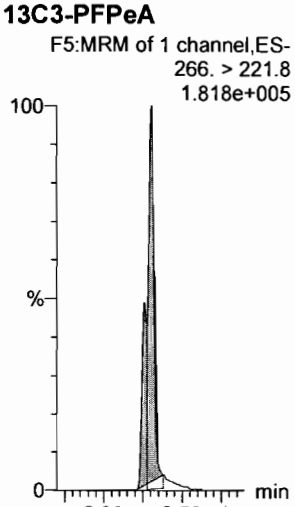

13C3-PFBS

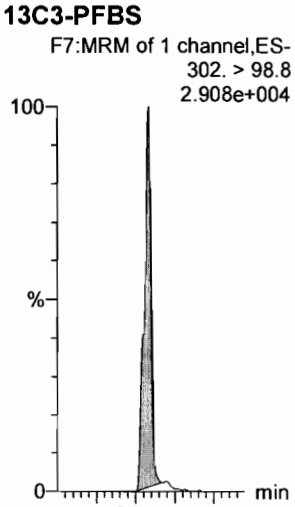

13C3-PFBS

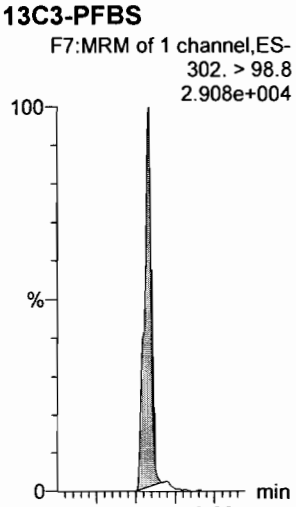

13C2-PFHxA

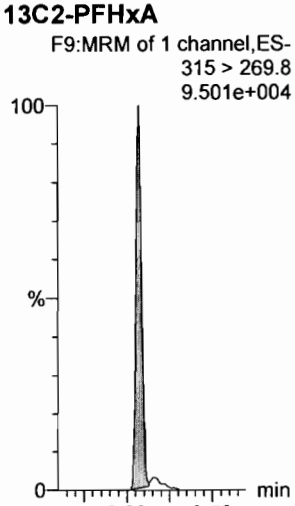

13C3-PFBS

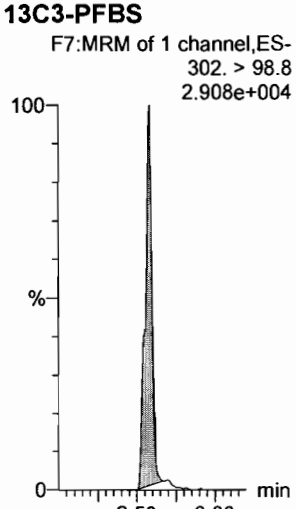

Dataset: F:\Projects\PFAS.PRO\Results\180227M2\180227M2-CRV.qld

Last Altered: Tuesday, February 27, 2018 12:36:37 Pacific Standard Time
Printed: Tuesday, February 27, 2018 12:37:14 Pacific Standard Time

Name: 180226M2_5, Date: 26-Feb-2018, Time: 12:39:04, ID: ST180226M2-4 PFC CS1 18B2315, Description: PFC CS1 18B2315

6:2 FTS

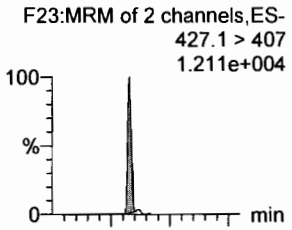

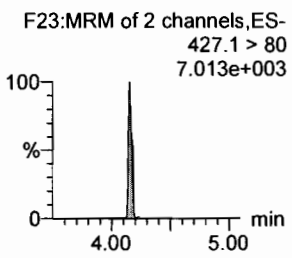

PFHpA

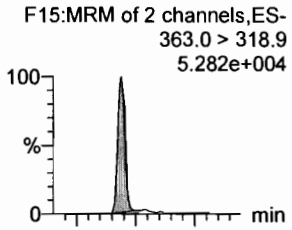

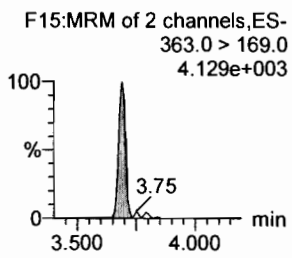

L-PFHxS

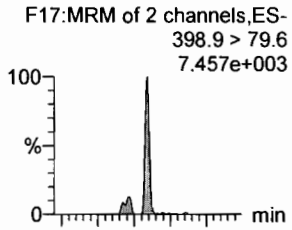

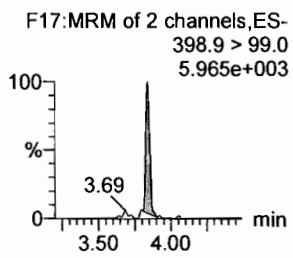

L-PFOA

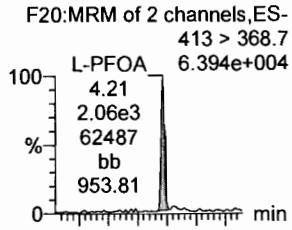

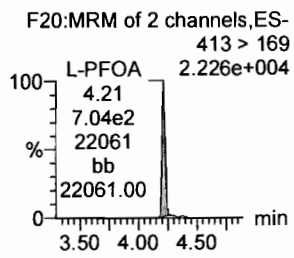

PFHpS

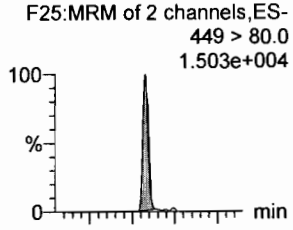

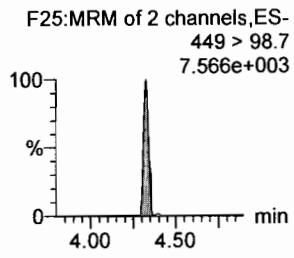

PFNA

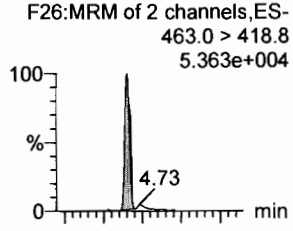

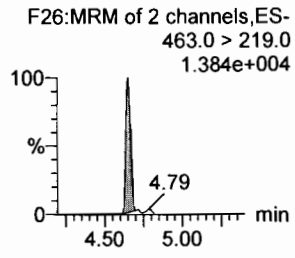

18O2-PFHxS

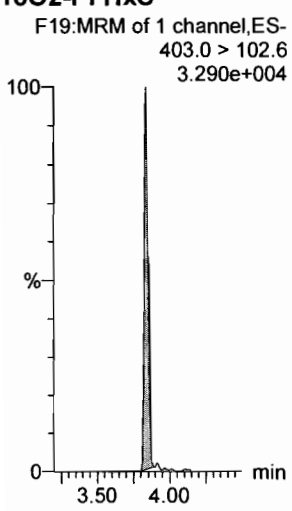

13C4-PFHpA

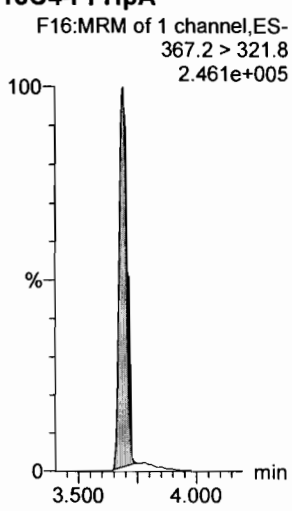

13C2-PFOA

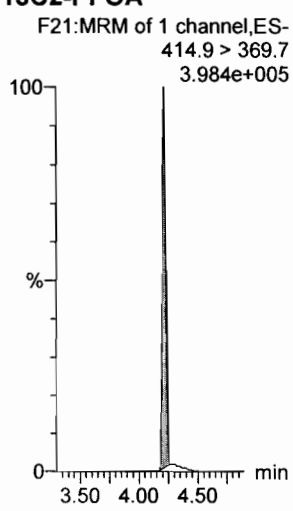

13C2-PFOA

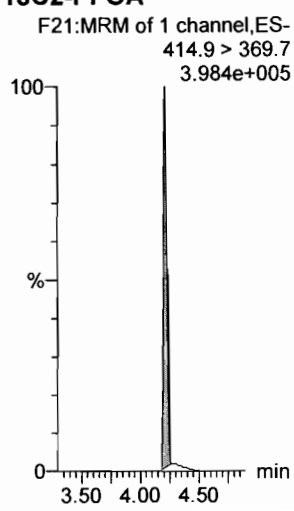

13C2-PFOA

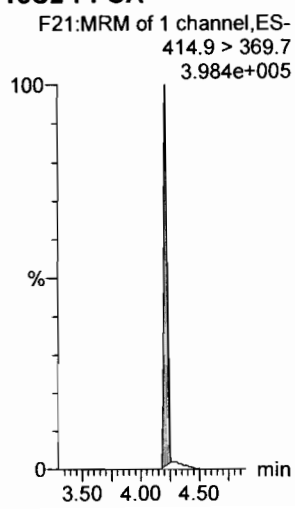

13C5-PFNA

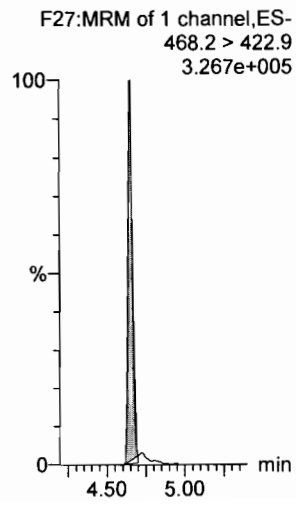

Dataset: F:\Projects\PFAS.PRO\Results\180227M2\180227M2-CRV.qld

Last Altered: Tuesday, February 27, 2018 12:36:37 Pacific Standard Time
Printed: Tuesday, February 27, 2018 12:37:14 Pacific Standard Time

Name: 180226M2_5, Date: 26-Feb-2018, Time: 12:39:04, ID: ST180226M2-4 PFC CS1 18B2315, Description: PFC CS1 18B2315

PFOSA

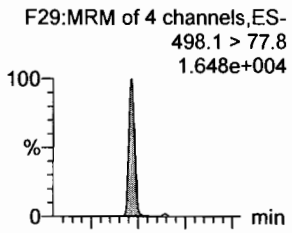

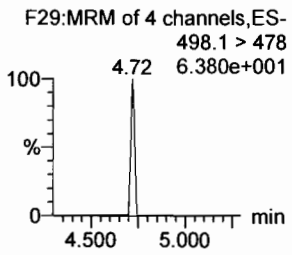

L-PFOS

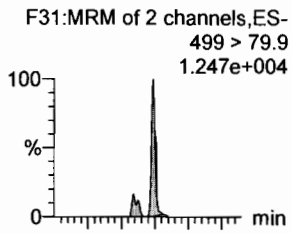

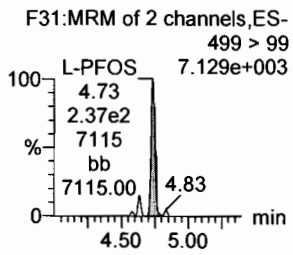

PFDA

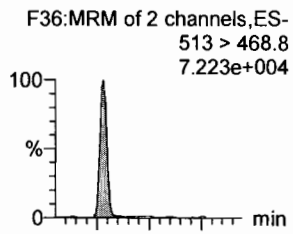

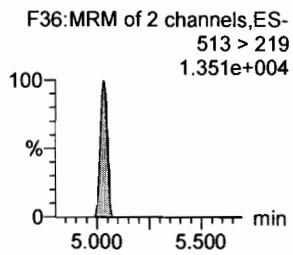

8:2 FTS

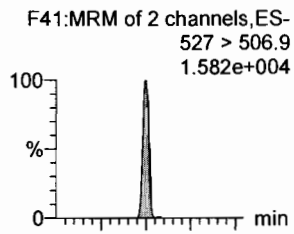

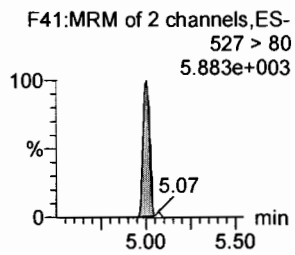

PFNS

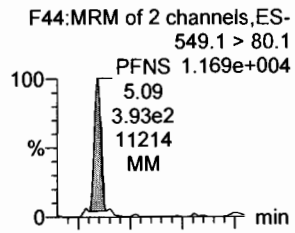

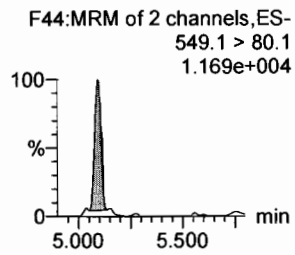

N-MeFOSAA

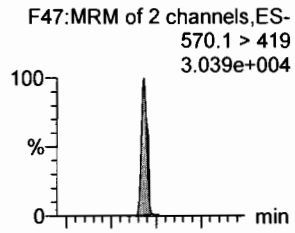

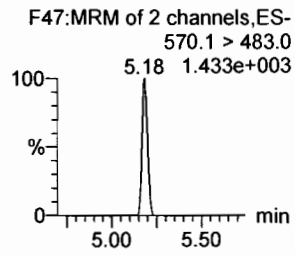

13C8-PFOSA

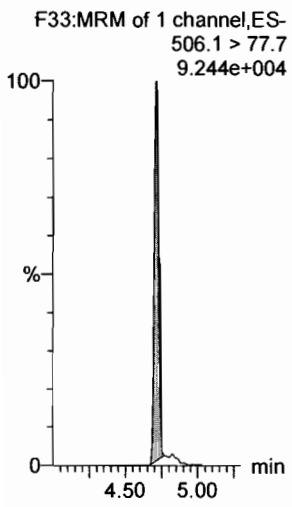

13C8-PFOS

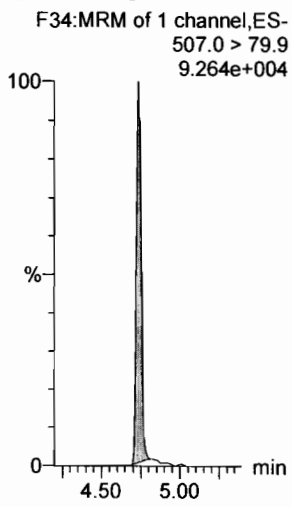

13C2-PFDA

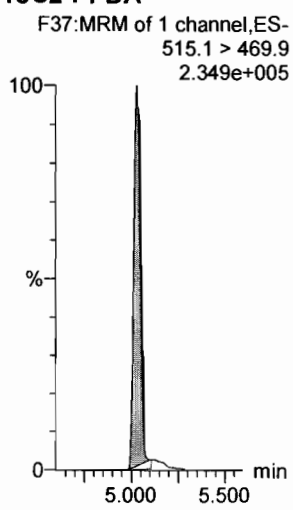

13C2-PFOA

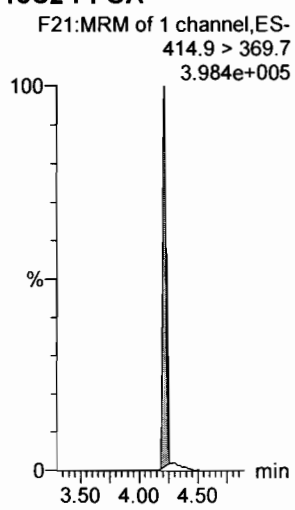

13C2-PFOA

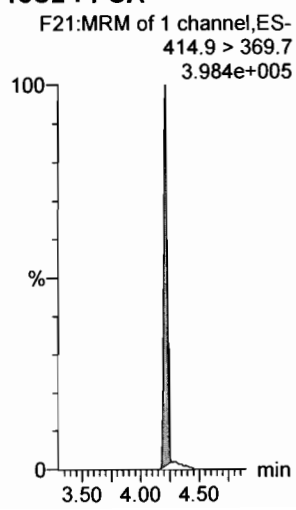

d3-N-MeFOSAA

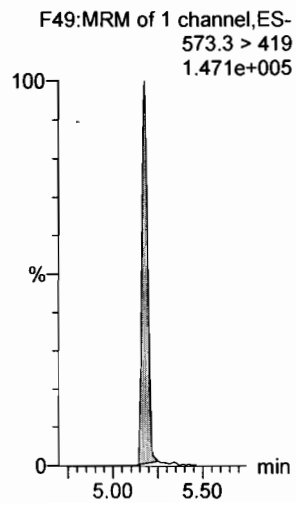

Dataset: F:\Projects\PFAS.PRO\Results\180227M2\180227M2-CRV.qld

Last Altered: Tuesday, February 27, 2018 12:36:37 Pacific Standard Time
Printed: Tuesday, February 27, 2018 12:37:14 Pacific Standard Time

Name: 180226M2_5, Date: 26-Feb-2018, Time: 12:39:04, ID: ST180226M2-4 PFC CS1 18B2315, Description: PFC CS1 18B2315

N-EtFOSAA
F50:MRM of 2 channels,ES-
584.2 > 419
2.821e+004

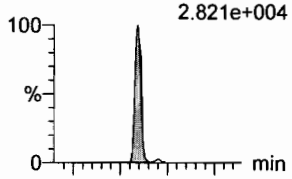

F50:MRM of 2 channels,ES-
584.2 > 483.0
5.37 2.260e+002

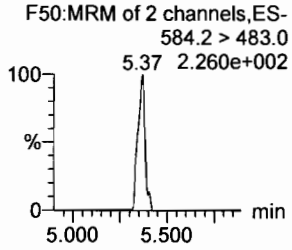

PFDoA
F53:MRM of 4 channels,ES-
612.9 > 569.0
8.008e+004

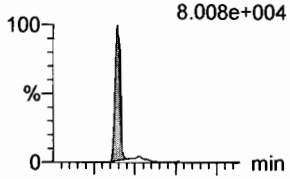

F53:MRM of 4 channels,ES-
612.9 > 318.8
6.923e+003

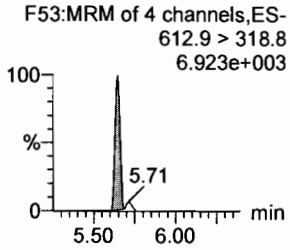

PFDS
F52:MRM of 2 channels,ES-
598.8 > 80
2.082e+004

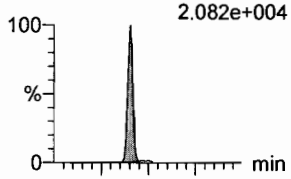

F52:MRM of 2 channels,ES-
598.8 > 98.7
7.172e+003

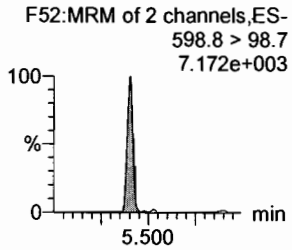

PFUdA
F45:MRM of 2 channels,ES-
563.0 > 518.9
8.740e+004

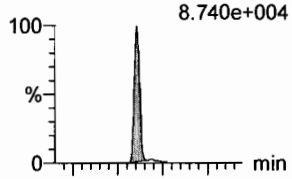

F45:MRM of 2 channels,ES-
563.0 > 269
1.118e+004

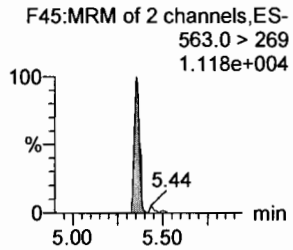

N-MeFOSA
F35:MRM of 2 channels,ES-
512.1 > 168.9
3.140e+004

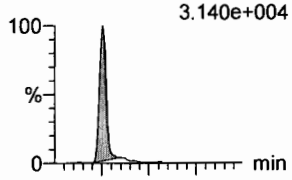

F35:MRM of 2 channels,ES-
512.1 > 219
2.276e+004

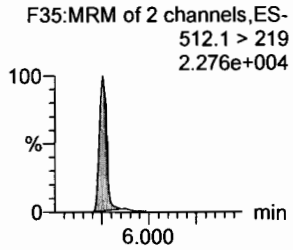

PFTrDA
F59:MRM of 2 channels,ES-
662.9 > 618.9
8.111e+004

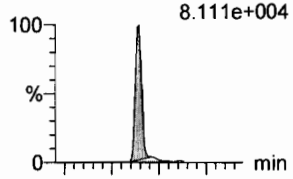

F59:MRM of 2 channels,ES-
662.9 > 319
4.832e+003

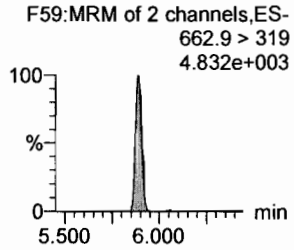

d3-N-MeFOSAA
F49:MRM of 1 channel,ES-
573.3 > 419
1.471e+005

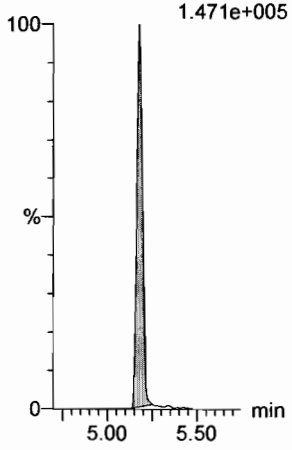

13C2-PFUdA
F46:MRM of 1 channel,ES-
565 > 519.8
3.110e+005

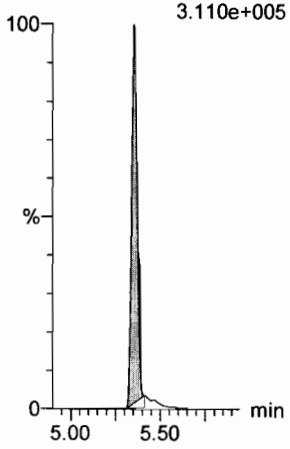

13C2-PFUdA
F46:MRM of 1 channel,ES-
565 > 519.8
3.110e+005

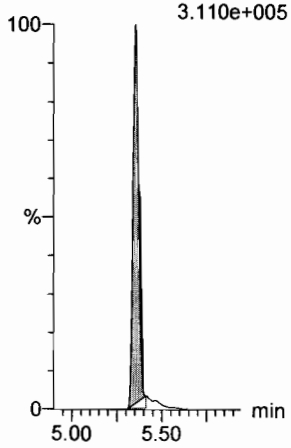

13C2-PFUdA
F46:MRM of 1 channel,ES-
565 > 519.8
3.110e+005

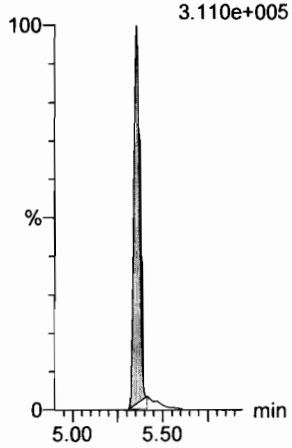

d3-N-MeFOSA
F38:MRM of 1 channel,ES-
515.2 > 168.9
4.334e+005

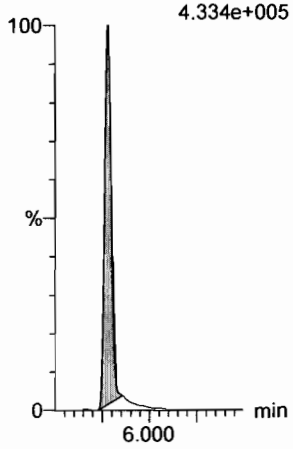

13C2-PFDoA
F54:MRM of 2 channels,ES-
615.0 > 569.7
3.232e+005

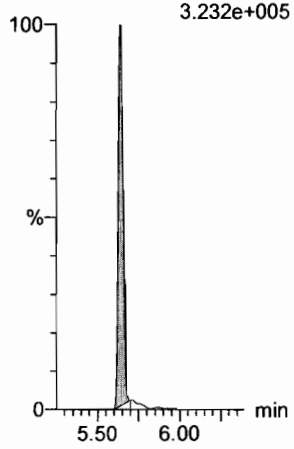

Dataset: F:\Projects\PFAS.PRO\Results\180227M2\180227M2-CRV.qld

Last Altered: Tuesday, February 27, 2018 12:36:37 Pacific Standard Time
Printed: Tuesday, February 27, 2018 12:37:14 Pacific Standard Time

Name: 180226M2_5, Date: 26-Feb-2018, Time: 12:39:04, ID: ST180226M2-4 PFC CS1 18B2315, Description: PFC CS1 18B2315

PFTeDA

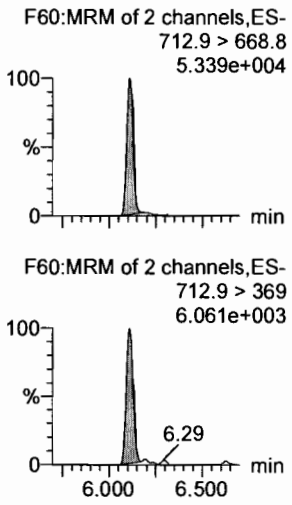

N-EtFOSA

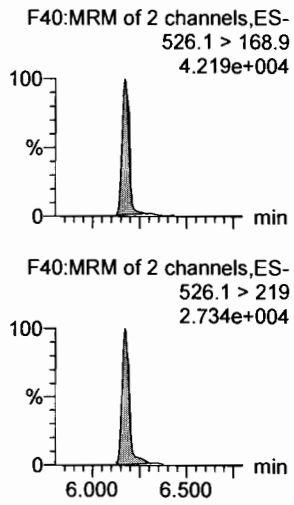

PFHxDA

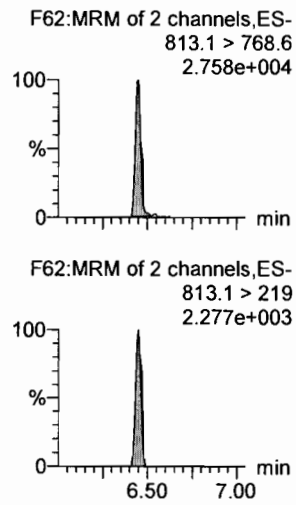

PFODA

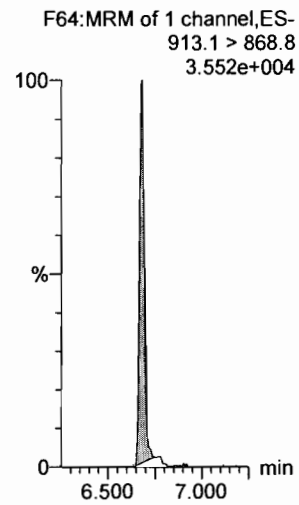

N-MeFOSE

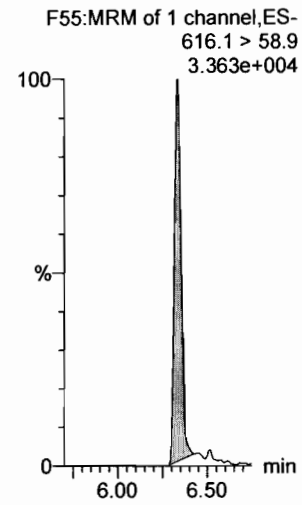

N-EtFOSE

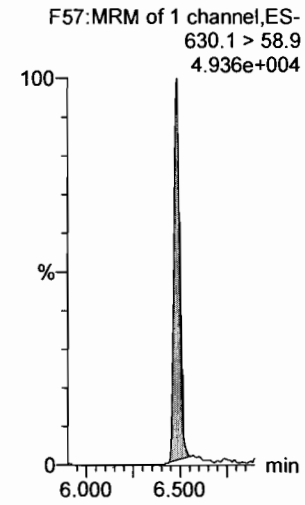

13C2-PFTeDA

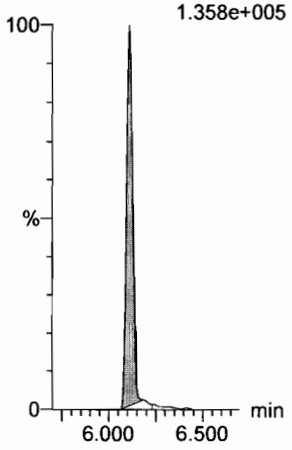

d5-N-ETFOSA

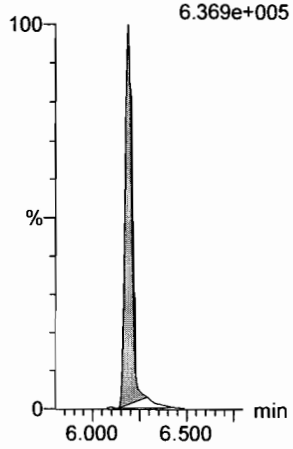

13C2-PFHxDA

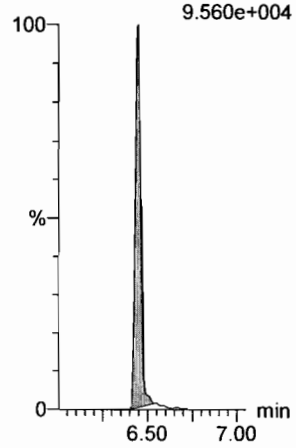

13C2-PFHxDA

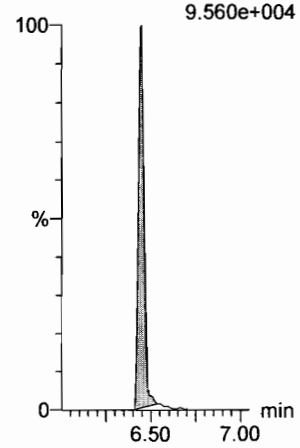

d7-N-MeFOSE

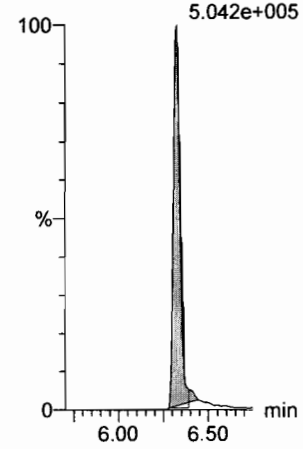

d9-N-EtFOSE

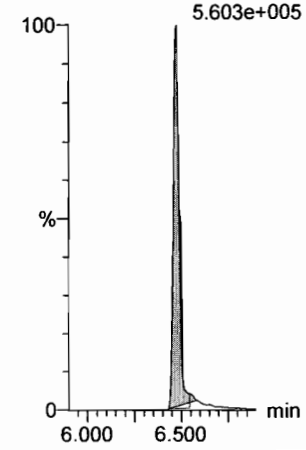

Dataset: F:\Projects\PFAS.PRO\Results\180227M2\180227M2-CRV.qld

Last Altered: Tuesday, February 27, 2018 12:36:37 Pacific Standard Time
Printed: Tuesday, February 27, 2018 12:37:14 Pacific Standard Time

Name: 180226M2_5, Date: 26-Feb-2018, Time: 12:39:04, ID: ST180226M2-4 PFC CS1 18B2315, Description: PFC CS1 18B2315

13C4-PFBA

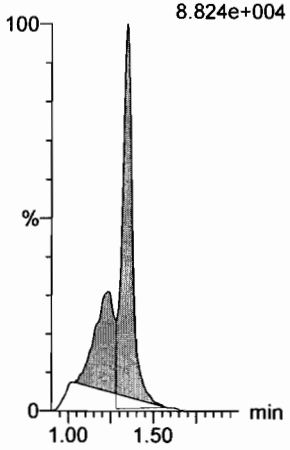

13C5-PFHxA

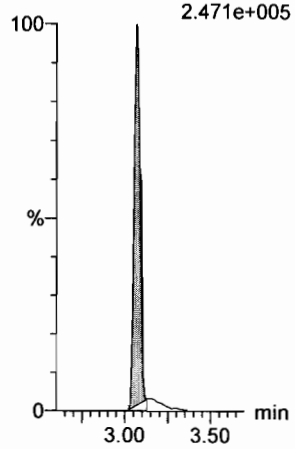

13C3-PFHxS

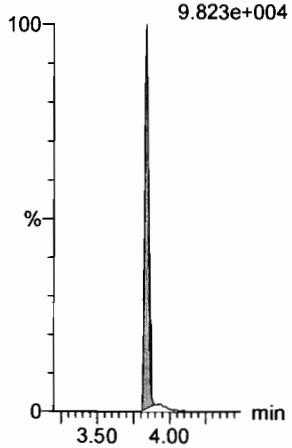

13C8-PFOA

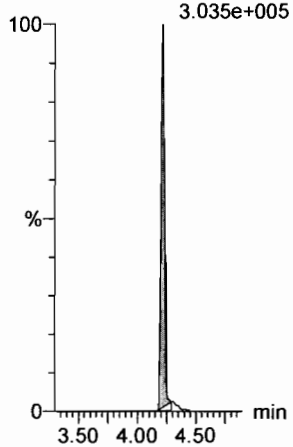

13C9-PFNA

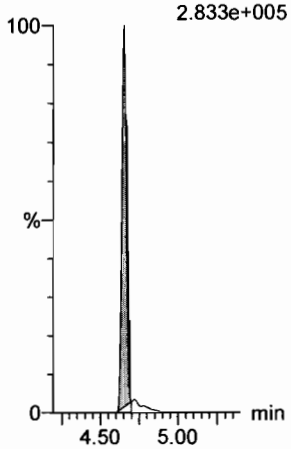

13C4-PFOS

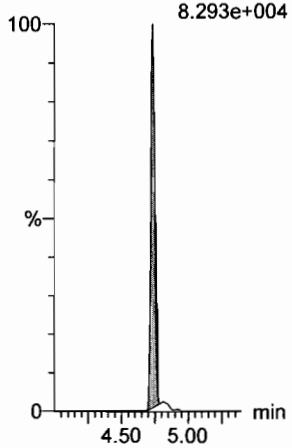

13C6-PFDA

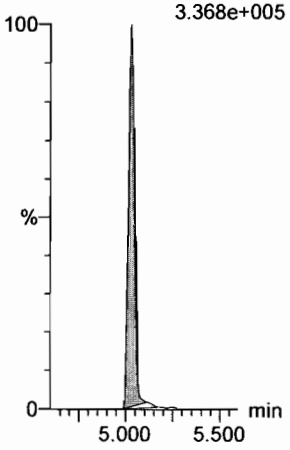

13C7-PFUdA

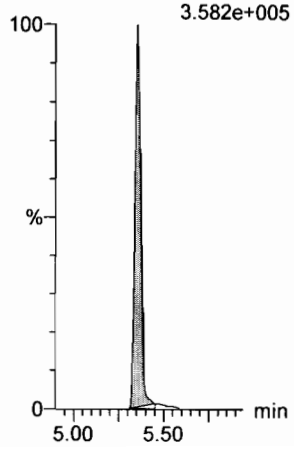

Dataset: F:\Projects\PFAS.PRO\Results\180227M2\180227M2-CRV.qld

Last Altered: Tuesday, February 27, 2018 12:36:37 Pacific Standard Time
Printed: Tuesday, February 27, 2018 12:37:14 Pacific Standard Time

Name: 180226M2_6, Date: 26-Feb-2018, Time: 12:50:34, ID: ST180226M2-5 PFC CS2 18B2316, Description: PFC CS2 18B2316

PFBA
F1:MRM of 1 channel,ES-
213.0 > 168.8
3.439e+004

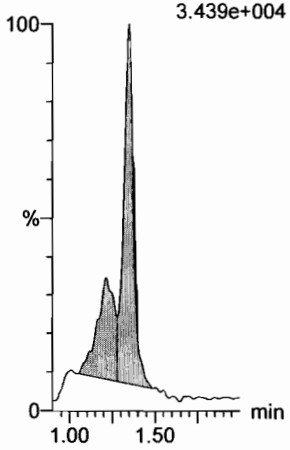

PFPeA
F4:MRM of 1 channel,ES-
263.1 > 218.9
8.735e+004

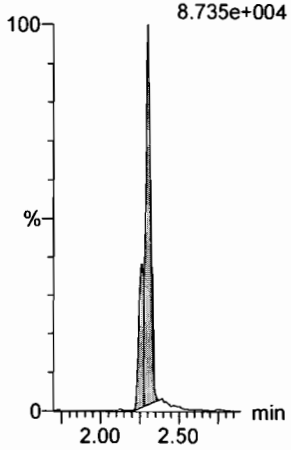

PFBS
F6:MRM of 2 channels,ES-
299.0 > 79.7
1.991e+004

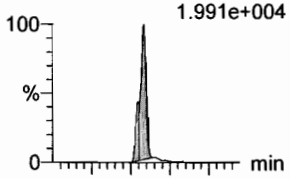

F6:MRM of 2 channels,ES-
299.0 > 99.0
7.612e+003

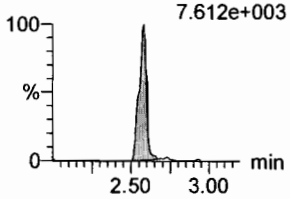

4:2 FTS
F11:MRM of 2 channels,ES-
327.2 > 307.2
2.471e+004

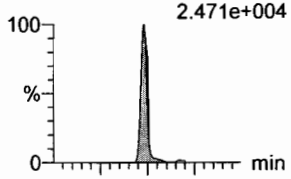

F11:MRM of 2 channels,ES-
327.2 > 81.1
1.986e+004

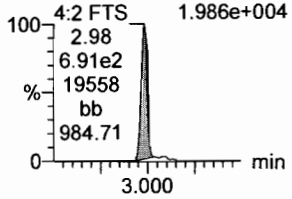

PFHxA
F8:MRM of 2 channels,ES-
313.2 > 268.9
1.331e+005

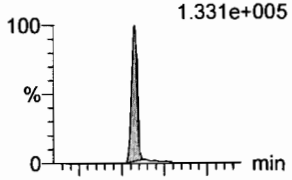

F8:MRM of 2 channels,ES-
313.2 > 119
1.066e+003

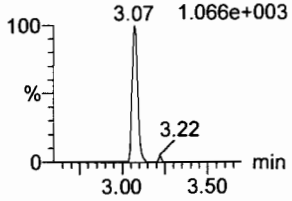

PFPeS
F14:MRM of 2 channels,ES-
349.1 > 80.1
3.165e+004

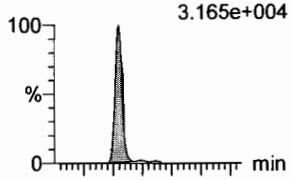

F14:MRM of 2 channels,ES-
349.1 > 99
2.170e+004

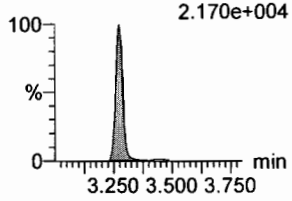

13C3-PFBA
F2:MRM of 1 channel,ES-
216.1 > 171.8
7.837e+004

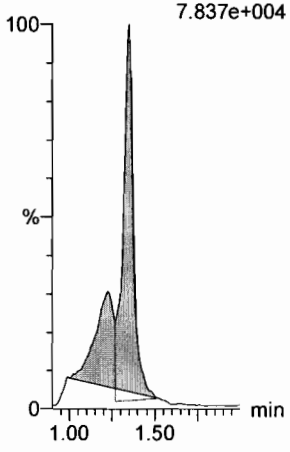

13C3-PFPeA
F5:MRM of 1 channel,ES-
266. > 221.8
2.024e+005

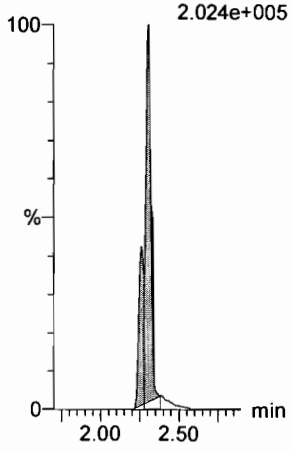

13C3-PFBS
F7:MRM of 1 channel,ES-
302. > 98.8
2.939e+004

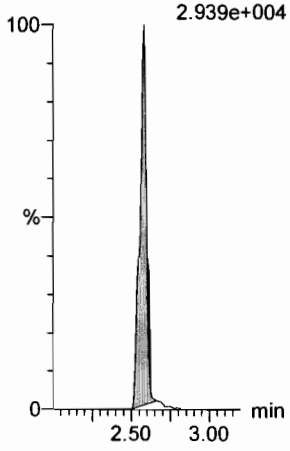

13C3-PFBS
F7:MRM of 1 channel,ES-
302. > 98.8
2.939e+004

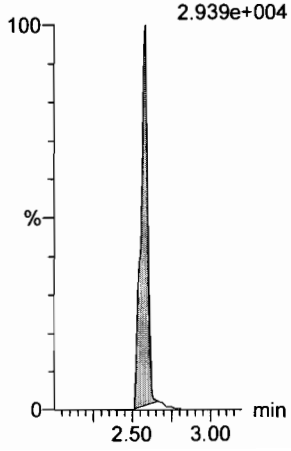

13C2-PFHxA
F9:MRM of 1 channel,ES-
315 > 269.8
8.952e+004

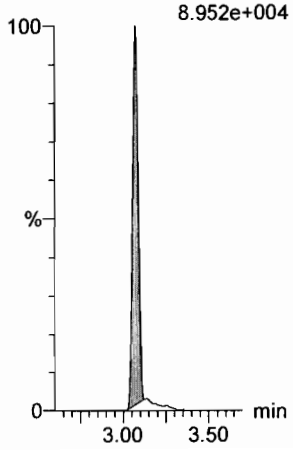

13C3-PFBS
F7:MRM of 1 channel,ES-
302. > 98.8
2.939e+004

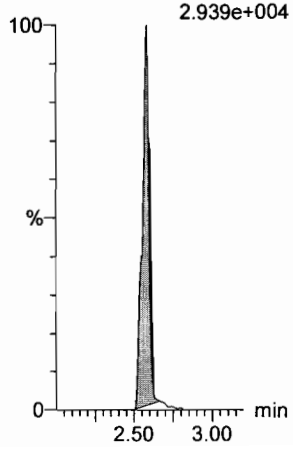

Dataset: F:\Projects\PFAS.PRO\Results\180227M2\180227M2-CRV.qld

Last Altered: Tuesday, February 27, 2018 12:36:37 Pacific Standard Time
Printed: Tuesday, February 27, 2018 12:37:14 Pacific Standard Time

Name: 180226M2_6, Date: 26-Feb-2018, Time: 12:50:34, ID: ST180226M2-5 PFC CS2 18B2316, Description: PFC CS2 18B2316

6:2 FTS

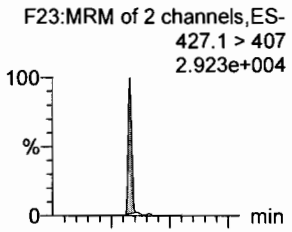

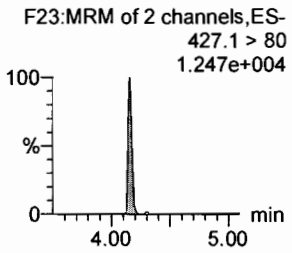

PFHpA

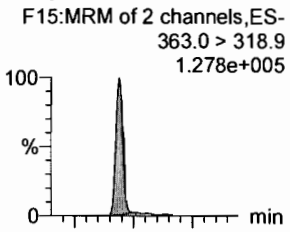

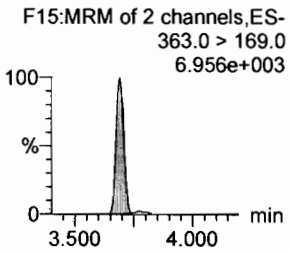

L-PFHxS

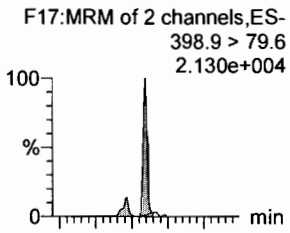

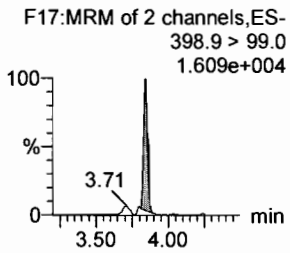

L-PFOA

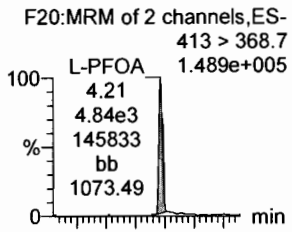

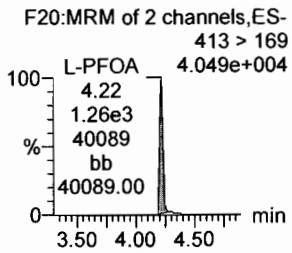

PFHpS

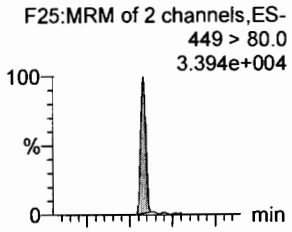

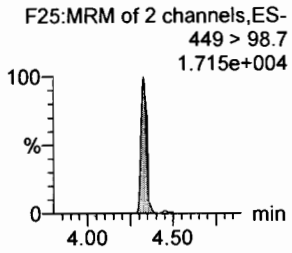

PFNA

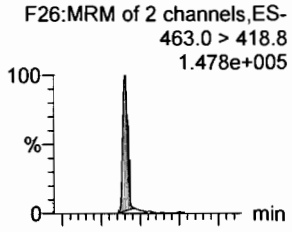

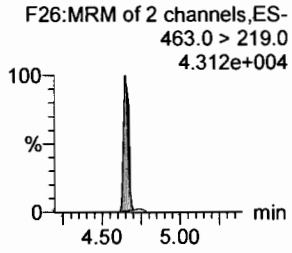

18O2-PFHxS

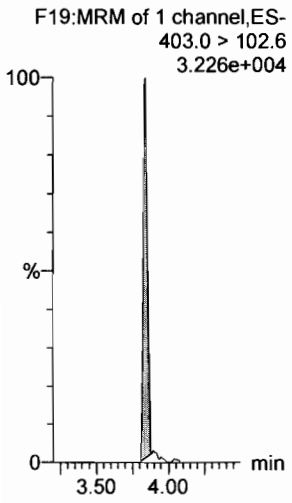

13C4-PFHpA

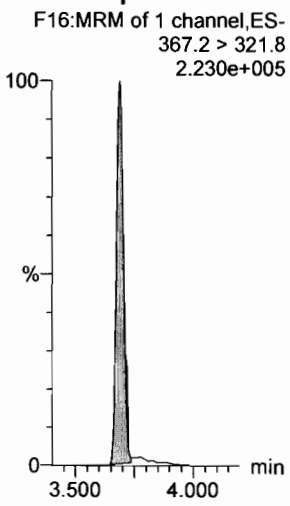

13C2-PFOA

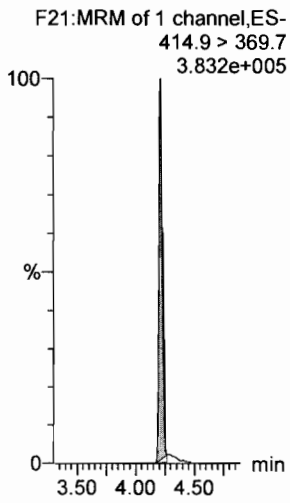

13C2-PFOA

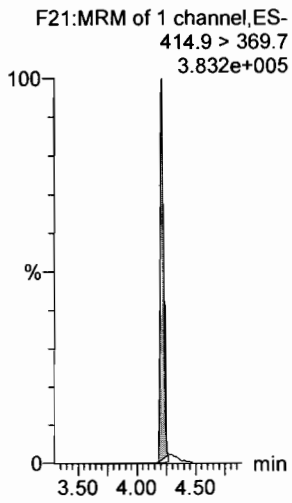

13C2-PFOA

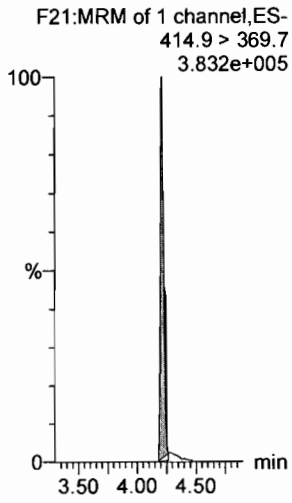

13C5-PFNA

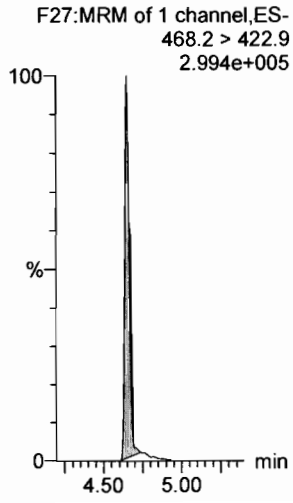

Dataset: F:\Projects\PFAS.PRO\Results\180227M2\180227M2-CRV.qld

Last Altered: Tuesday, February 27, 2018 12:36:37 Pacific Standard Time
Printed: Tuesday, February 27, 2018 12:37:14 Pacific Standard Time

Name: 180226M2_6, Date: 26-Feb-2018, Time: 12:50:34, ID: ST180226M2-5 PFC CS2 18B2316, Description: PFC CS2 18B2316

PFOSA

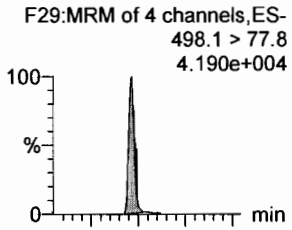

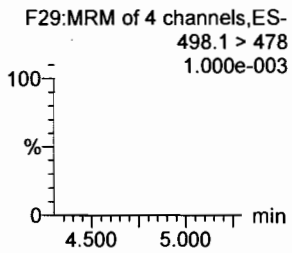

L-PFOS

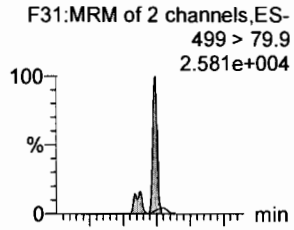

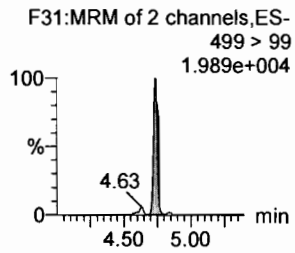

PFDA

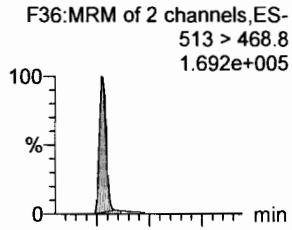

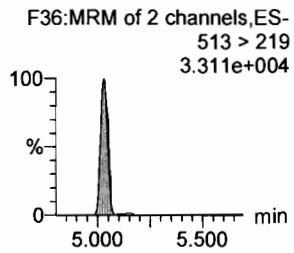

8:2 FTS

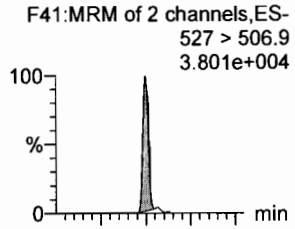

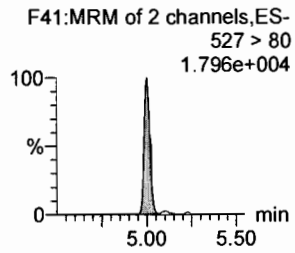

PFNS

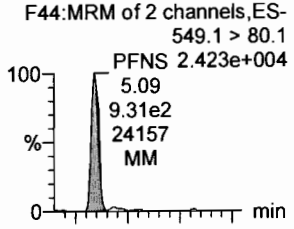

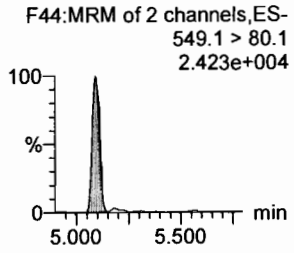

N-MeFOSAA

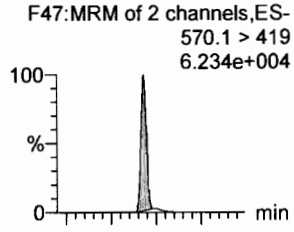

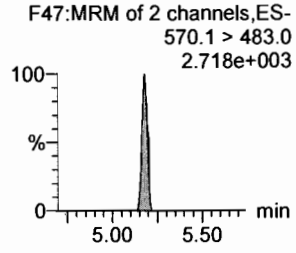

13C8-PFOSA

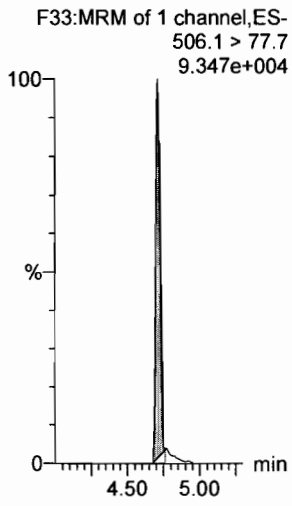

13C8-PFOS

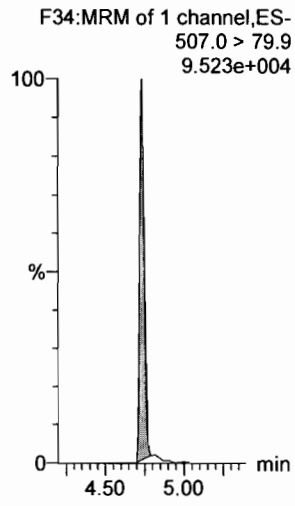

13C2-PFDA

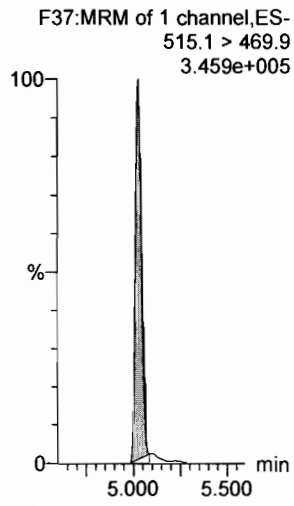

13C2-PFOA

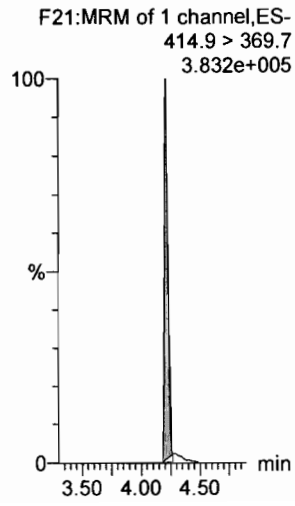

13C2-PFOA

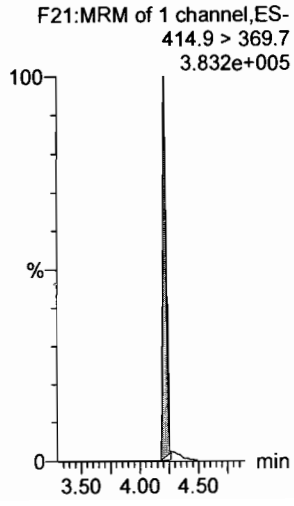

d3-N-MeFOSAA

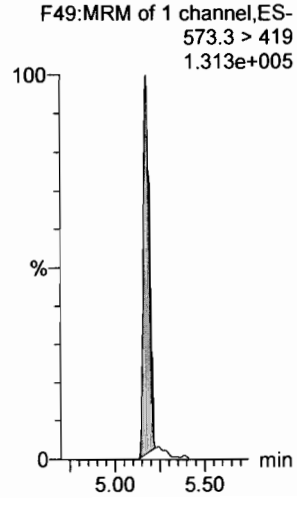

Dataset: F:\Projects\PFAS.PRO\Results\180227M2\180227M2-CRV.qld

Last Altered: Tuesday, February 27, 2018 12:36:37 Pacific Standard Time
Printed: Tuesday, February 27, 2018 12:37:14 Pacific Standard Time

Name: 180226M2_6, Date: 26-Feb-2018, Time: 12:50:34, ID: ST180226M2-5 PFC CS2 18B2316, Description: PFC CS2 18B2316

N-EtFOSAA

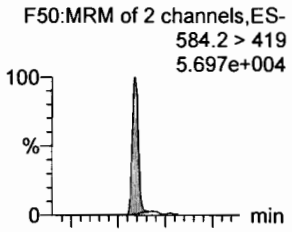

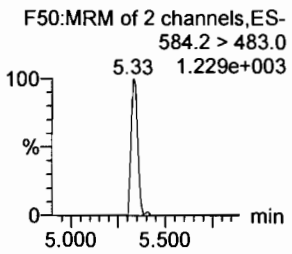

PFDoA

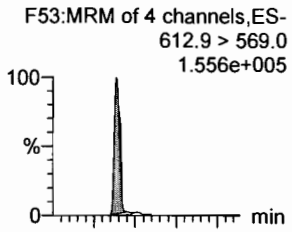

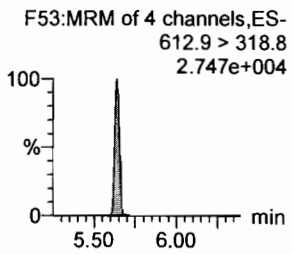

PFDS

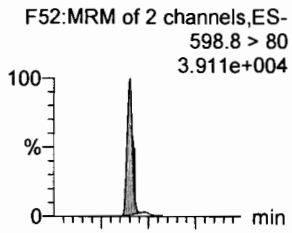

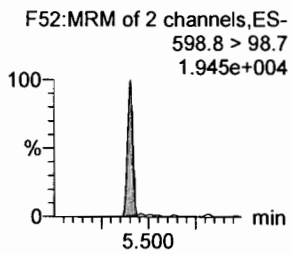

PFUdA

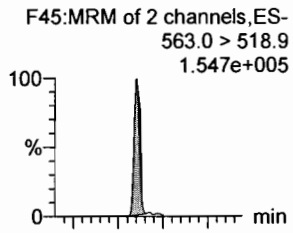

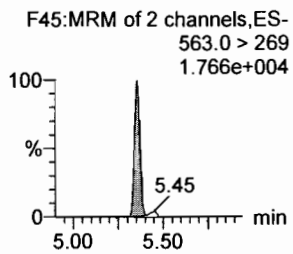

N-MeFOSA

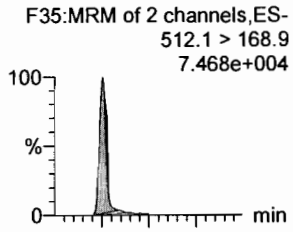

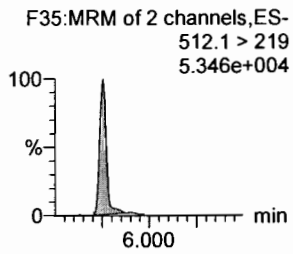

PFTrDA

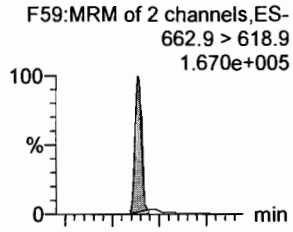

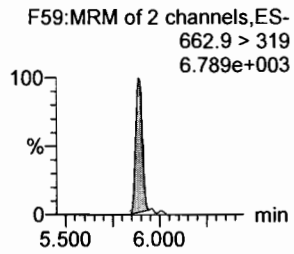

d3-N-MeFOSAA

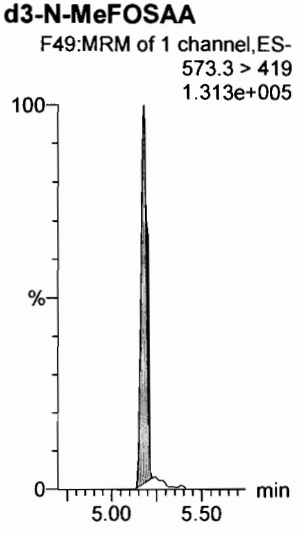

13C2-PFUdA

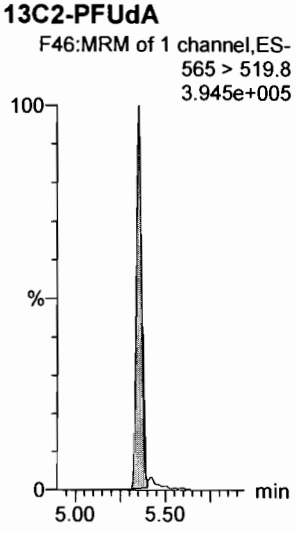

13C2-PFUdA

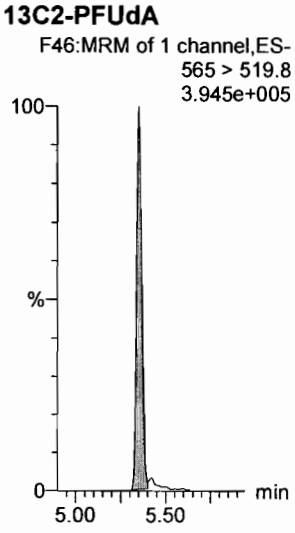

13C2-PFUdA

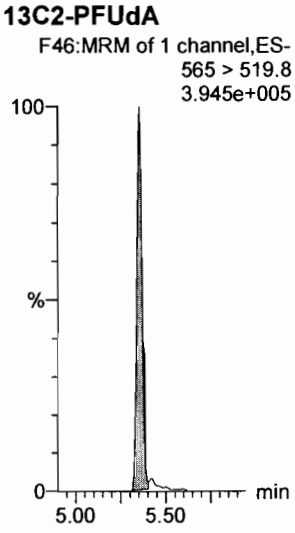

d3-N-MeFOSA

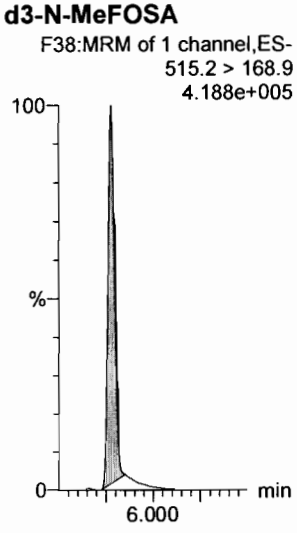

13C2-PFDoA

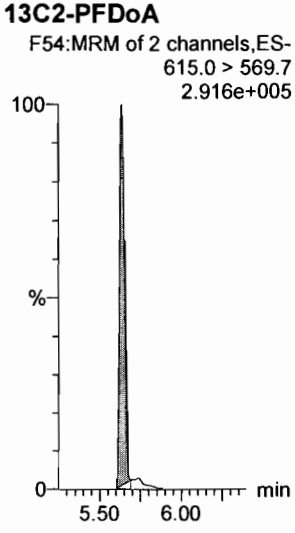

Dataset: F:\Projects\PFAS.PRO\Results\180227M2\180227M2-CRV.qld

Last Altered: Tuesday, February 27, 2018 12:36:37 Pacific Standard Time
Printed: Tuesday, February 27, 2018 12:37:14 Pacific Standard Time

Name: 180226M2_6, Date: 26-Feb-2018, Time: 12:50:34, ID: ST180226M2-5 PFC CS2 18B2316, Description: PFC CS2 18B2316

PFTeDA

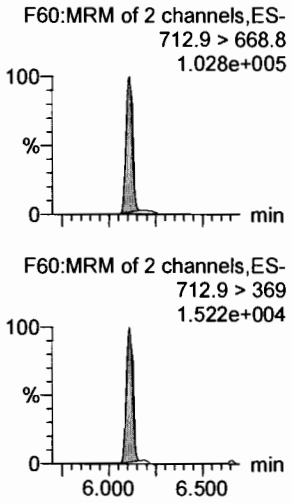

N-EtFOSA

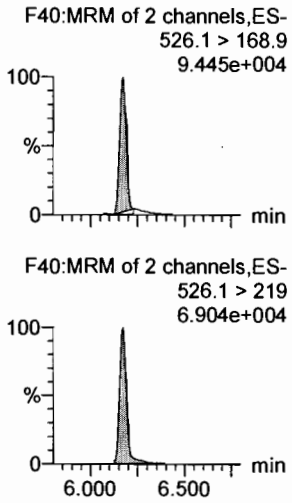

PFHxDA

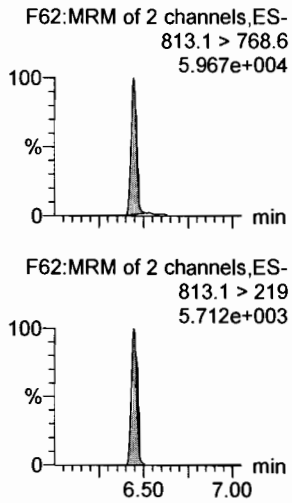

PFODA

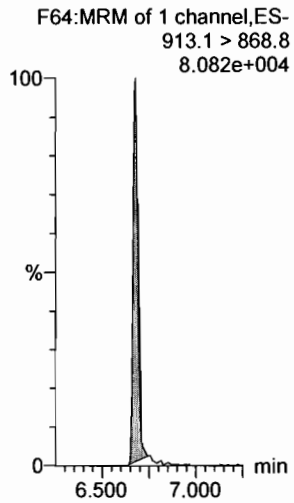

N-MeFOSE

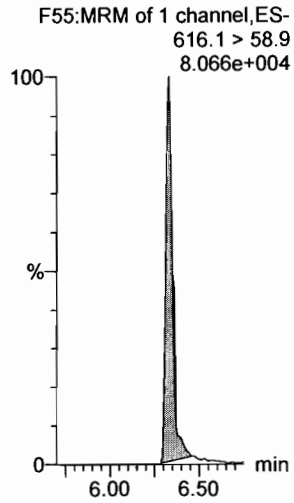

N-EtFOSE

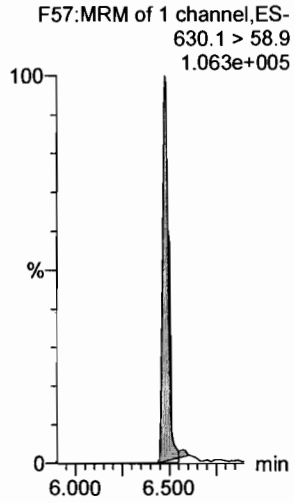

13C2-PFTeDA

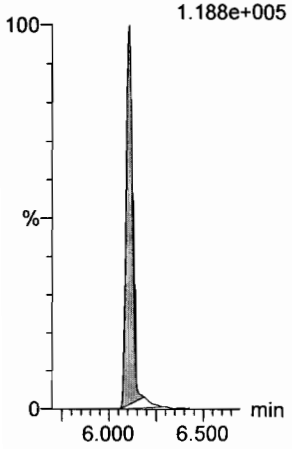

d5-N-ETFOSA

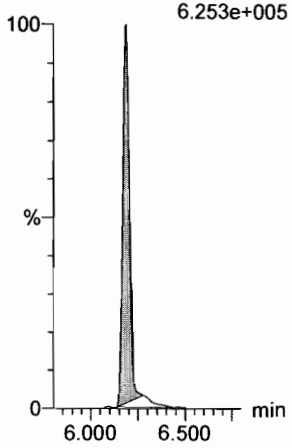

13C2-PFHxDA

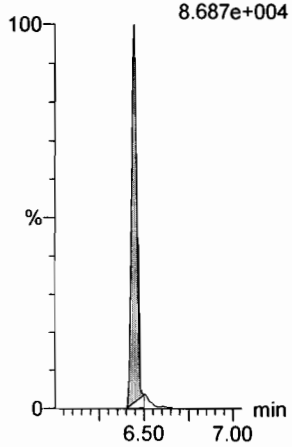

13C2-PFHxDA

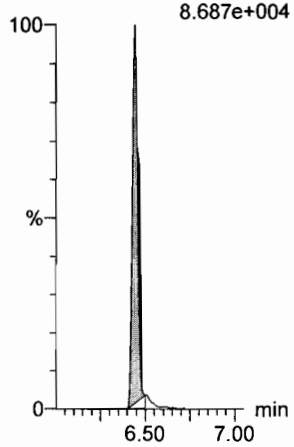

d7-N-MeFOSE

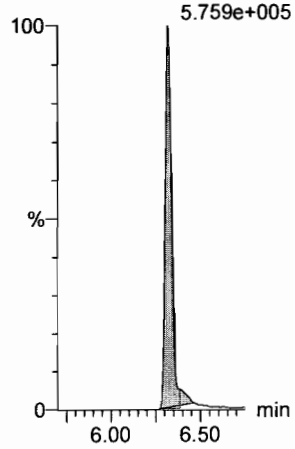

d9-N-EtFOSE

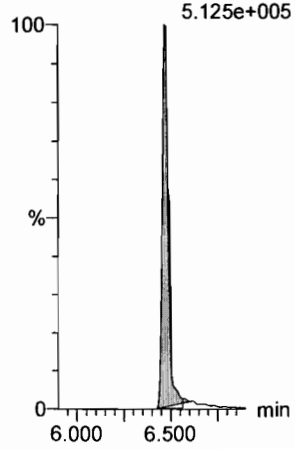

Dataset: F:\Projects\PFAS.PRO\Results\180227M2\180227M2-CRV.qld

Last Altered: Tuesday, February 27, 2018 12:36:37 Pacific Standard Time
Printed: Tuesday, February 27, 2018 12:37:14 Pacific Standard Time

Name: 180226M2_6, Date: 26-Feb-2018, Time: 12:50:34, ID: ST180226M2-5 PFC CS2 18B2316, Description: PFC CS2 18B2316

13C4-PFBA

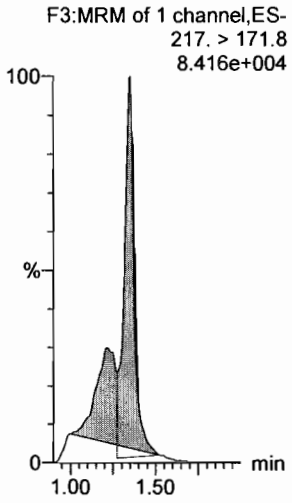

13C5-PFHxA

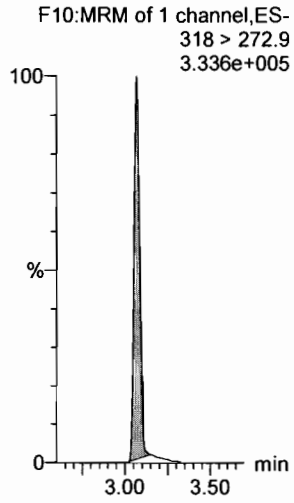

13C3-PFHxS

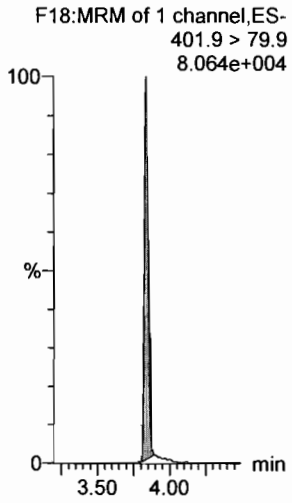

13C8-PFOA

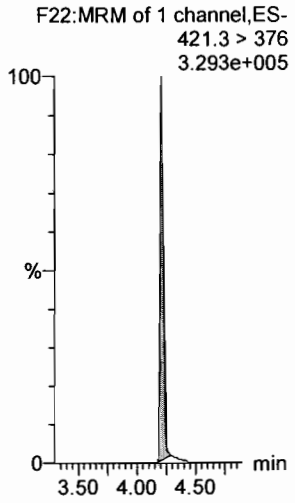

13C9-PFNA

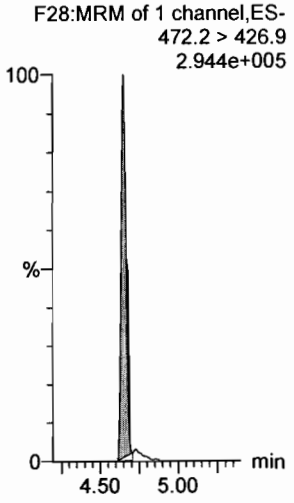

13C4-PFOS

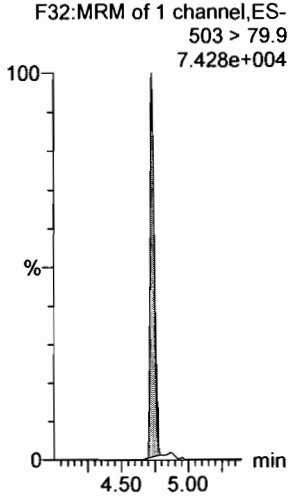

13C6-PFDA

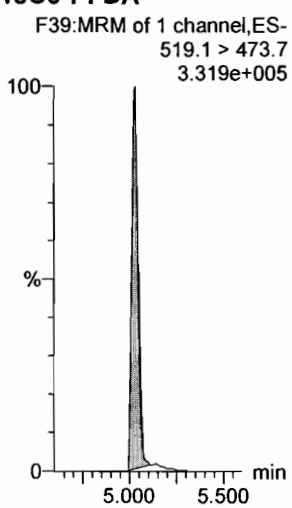

13C7-PFUdA

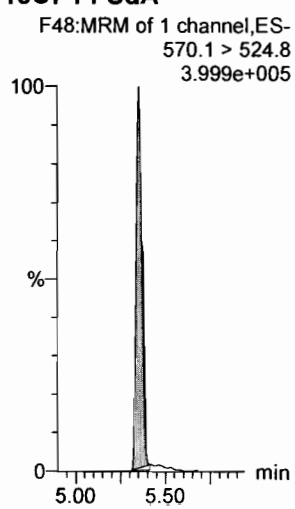

Dataset: F:\Projects\PFAS.PRO\Results\180227M2\180227M2-CRV.qld

Last Altered: Tuesday, February 27, 2018 12:36:37 Pacific Standard Time
Printed: Tuesday, February 27, 2018 12:37:14 Pacific Standard Time

Name: 180226M2_7, Date: 26-Feb-2018, Time: 13:02:03, ID: ST180226M2-6 PFC CS3 18B2317, Description: PFC CS3 18B2317

PFBA

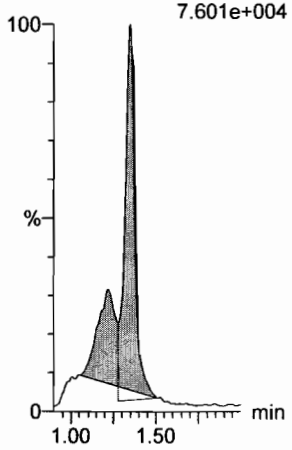

PFPeA

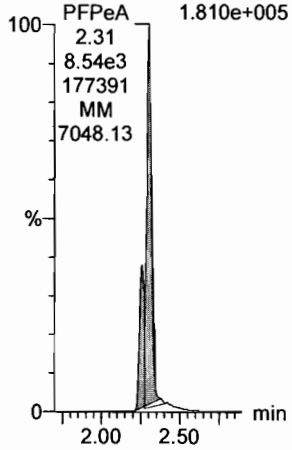

PFBS

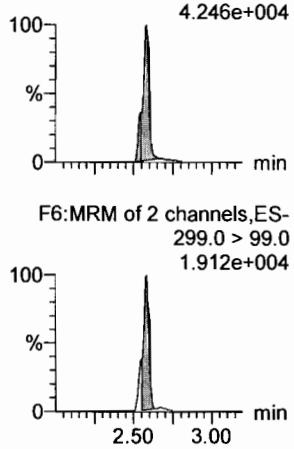

4:2 FTS

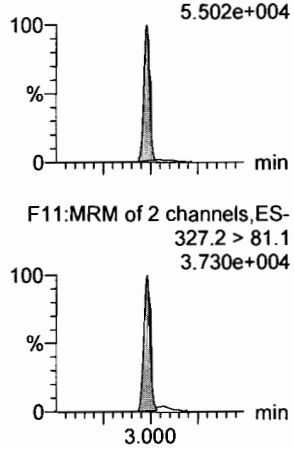

PFHxA

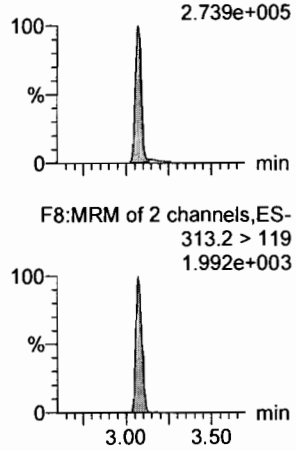

PFPeS

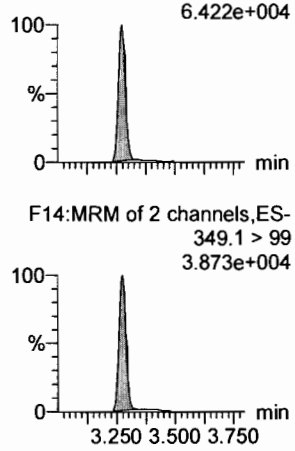

13C3-PFBA

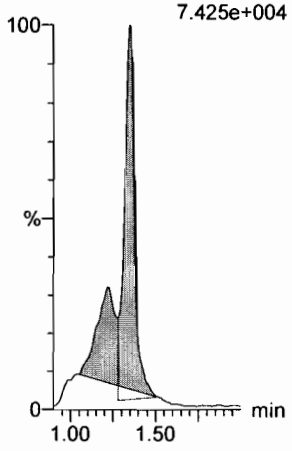

13C3-PFPeA

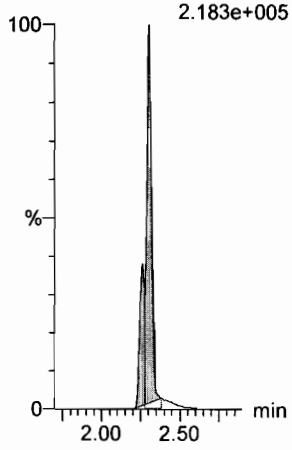

13C3-PFBS

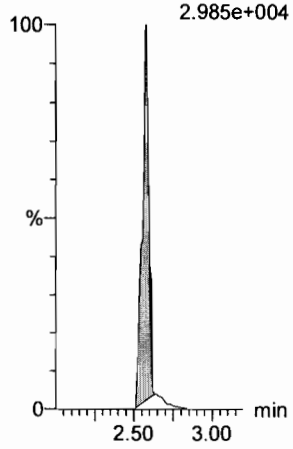

13C3-PFBS

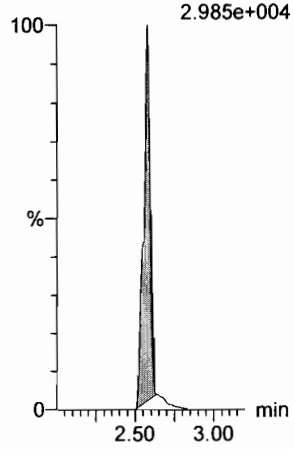

13C2-PFHxA

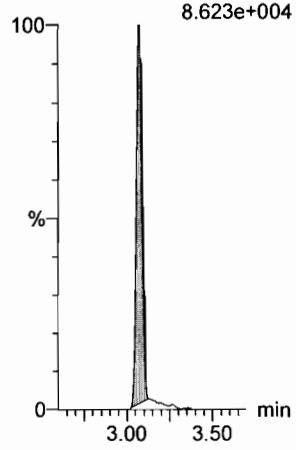

13C3-PFBS

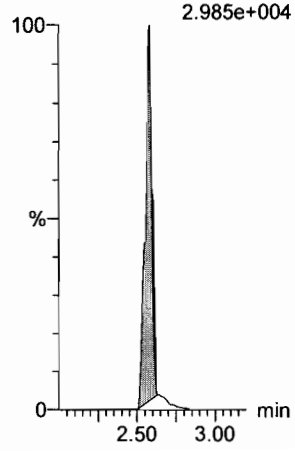

Dataset: F:\Projects\PFAS.PRO\Results\180227M2\180227M2-CRV.qld

Last Altered: Tuesday, February 27, 2018 12:36:37 Pacific Standard Time
Printed: Tuesday, February 27, 2018 12:37:14 Pacific Standard Time

Name: 180226M2_7, Date: 26-Feb-2018, Time: 13:02:03, ID: ST180226M2-6 PFC CS3 18B2317, Description: PFC CS3 18B2317

6:2 FTS

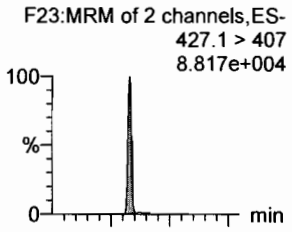

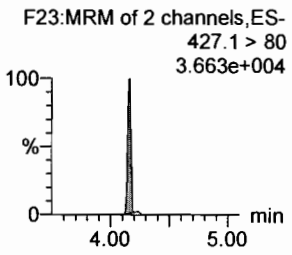

PFHpA

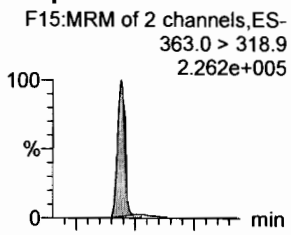

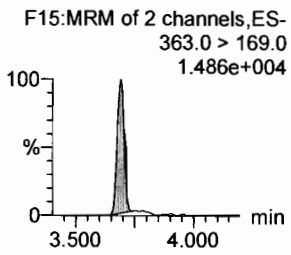

L-PFHxS

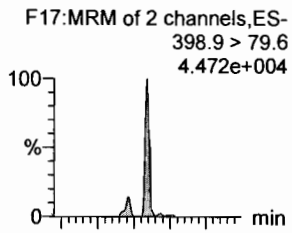

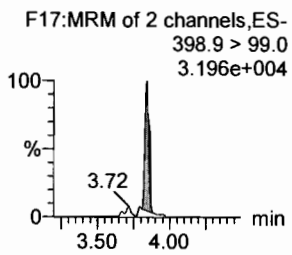

L-PFOA

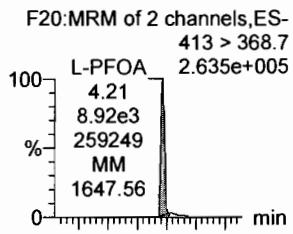

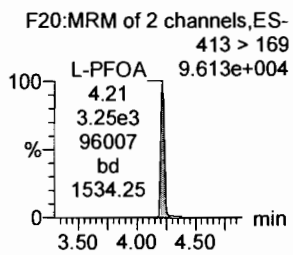

PFHpS

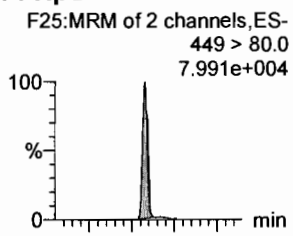

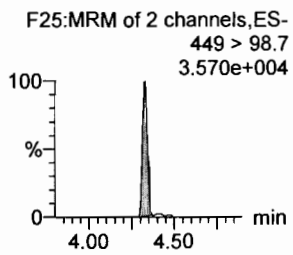

PFNA

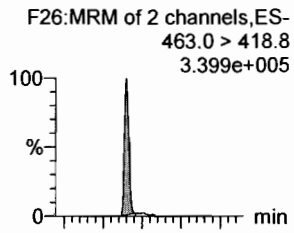

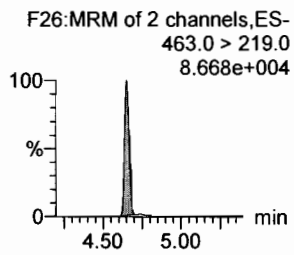

18O2-PFHxS

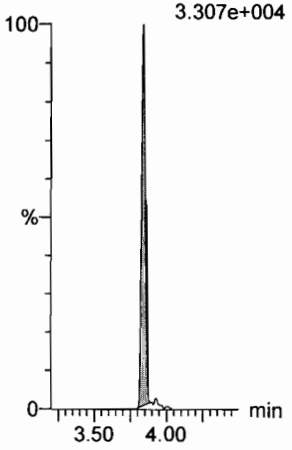

13C4-PFHpA

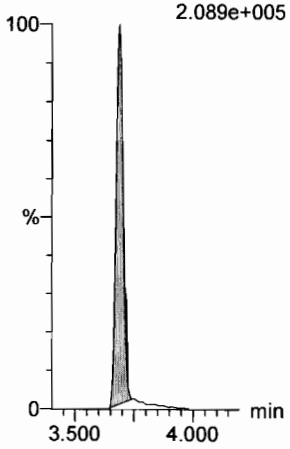

13C2-PFOA

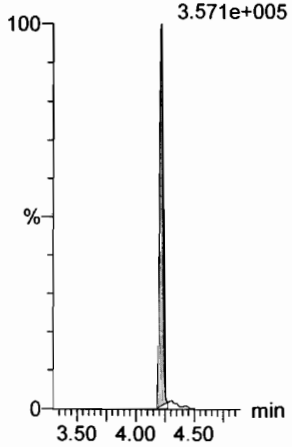

13C2-PFOA

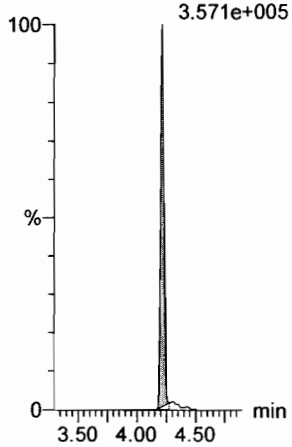

13C2-PFOA

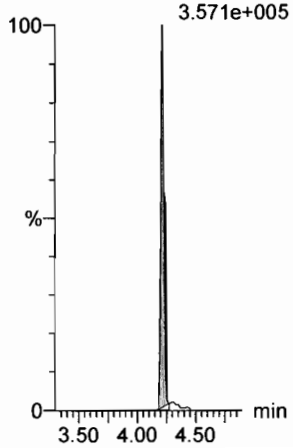

13C5-PFNA

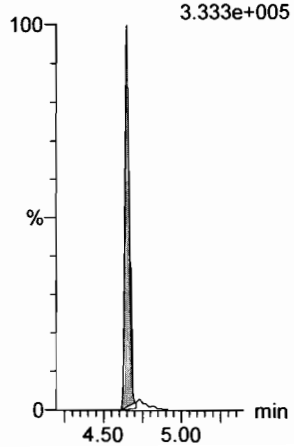

Dataset: F:\Projects\PFAS.PRO\Results\180227M2\180227M2-CRV.qld

Last Altered: Tuesday, February 27, 2018 12:36:37 Pacific Standard Time
Printed: Tuesday, February 27, 2018 12:37:14 Pacific Standard Time

Name: 180226M2_7, Date: 26-Feb-2018, Time: 13:02:03, ID: ST180226M2-6 PFC CS3 18B2317, Description: PFC CS3 18B2317

PFOSA

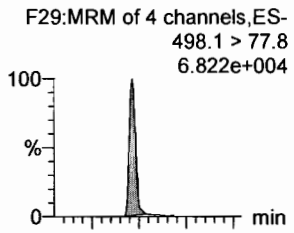

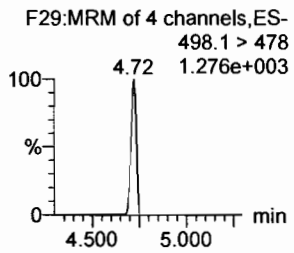

L-PFOS

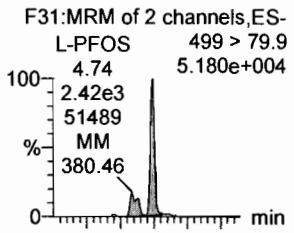

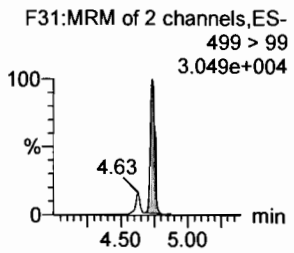

PFDA

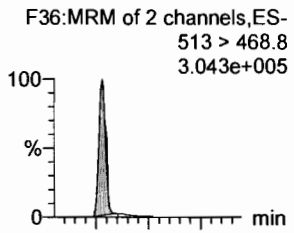

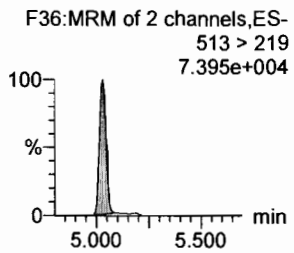

8:2 FTS

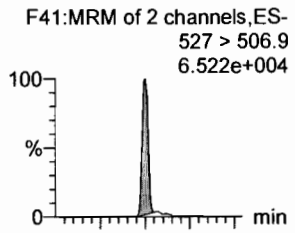

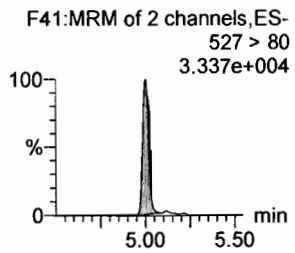

PFNS

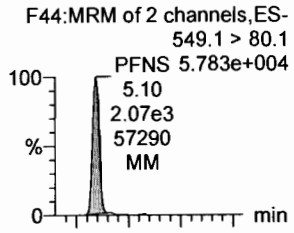

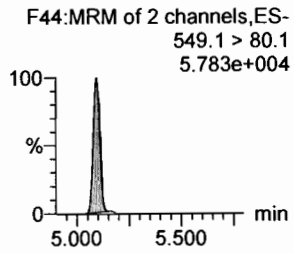

N-MeFOSAA

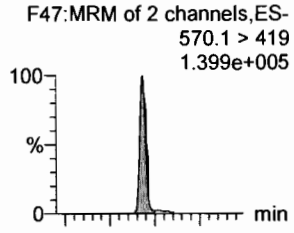

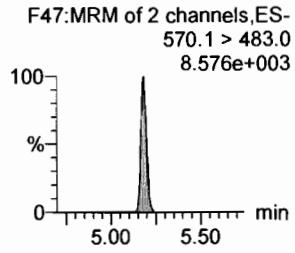

13C8-PFOSA

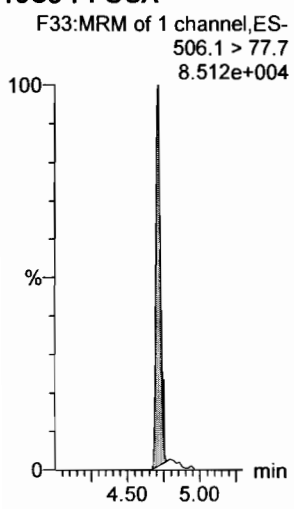

13C8-PFOS

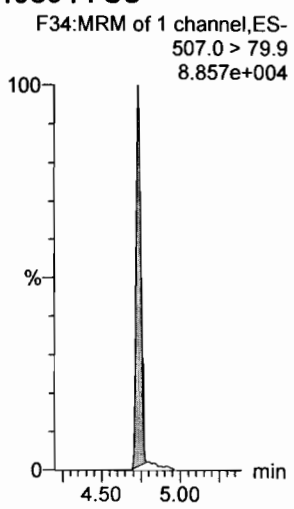

13C2-PFDA

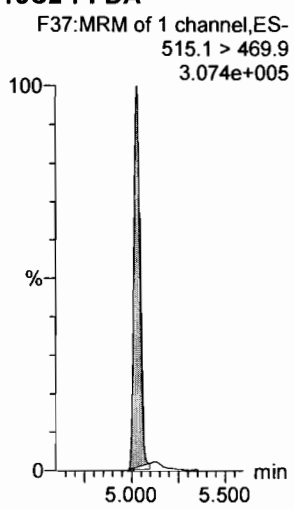

13C2-PFOA

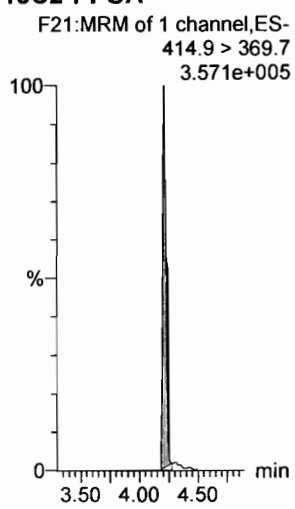

13C2-PFOA

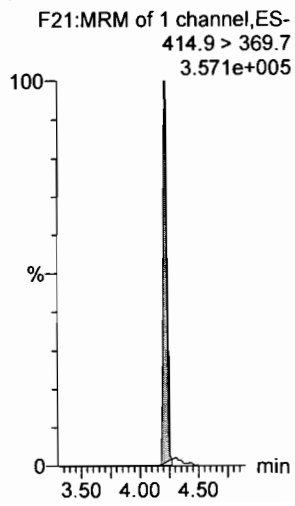

d3-N-MeFOSAA

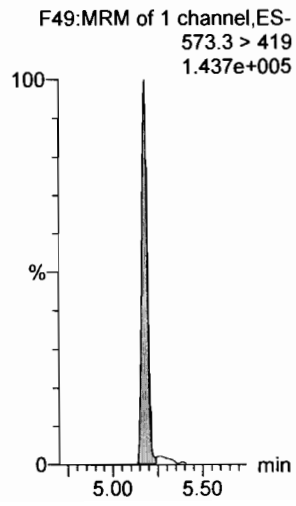

Dataset: F:\Projects\PFAS.PRO\Results\180227M2\180227M2-CRV.qld

Last Altered: Tuesday, February 27, 2018 12:36:37 Pacific Standard Time
Printed: Tuesday, February 27, 2018 12:37:14 Pacific Standard Time

Name: 180226M2_7, Date: 26-Feb-2018, Time: 13:02:03, ID: ST180226M2-6 PFC CS3 18B2317, Description: PFC CS3 18B2317

N-EtFOSAA

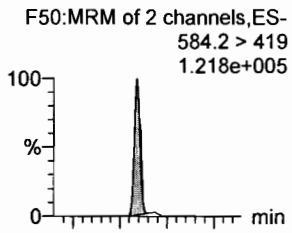

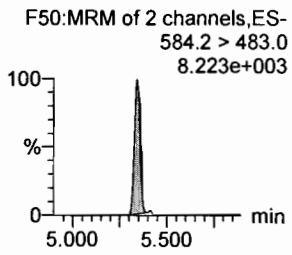

PFDoA

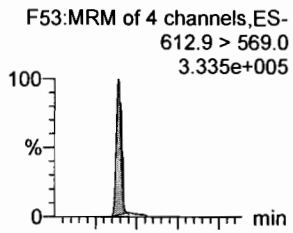

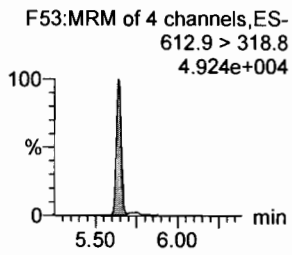

PFDS

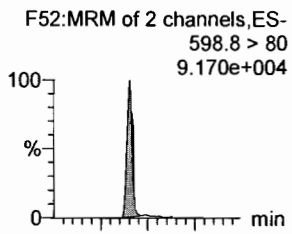

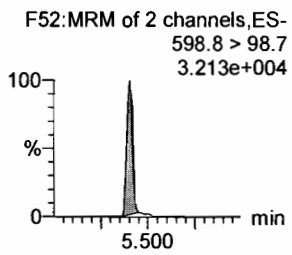

PFUdA

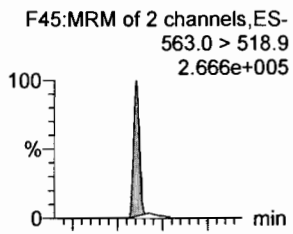

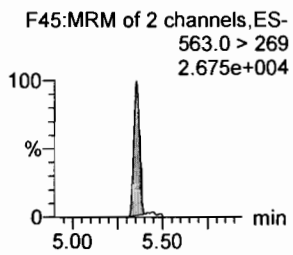

N-MeFOSA

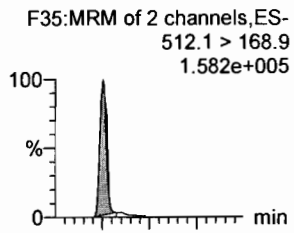

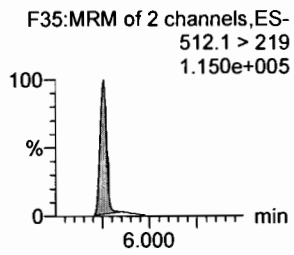

PFTrDA

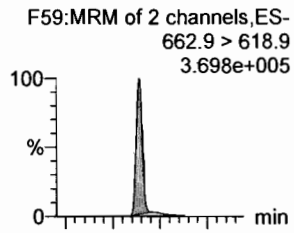

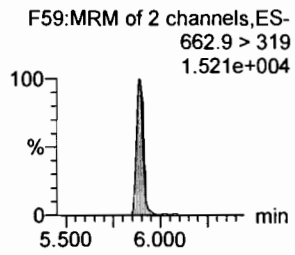

d3-N-MeFOSAA

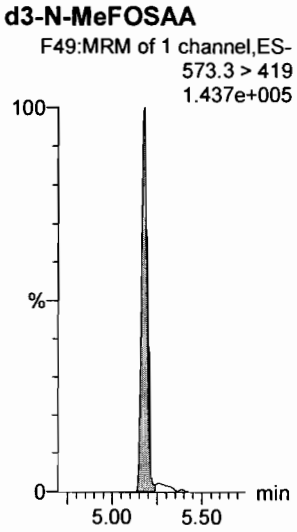

13C2-PFUdA

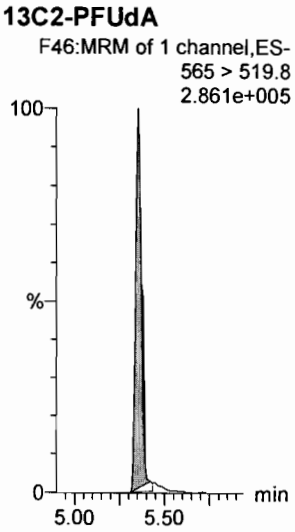

13C2-PFUdA

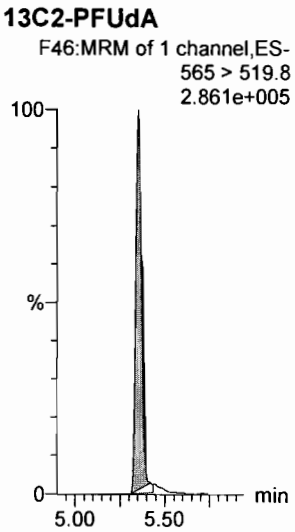

13C2-PFUdA

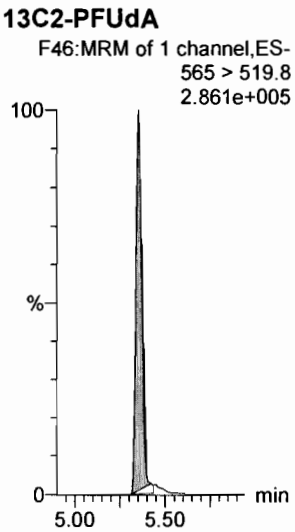

d3-N-MeFOSA

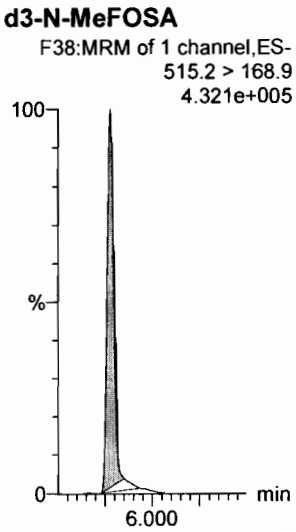

13C2-PFDoA

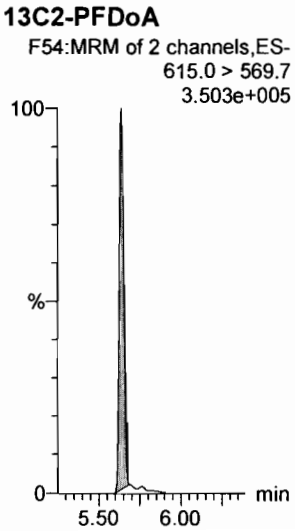

Dataset: F:\Projects\PFAS.PRO\Results\180227M2\180227M2-CRV.qld

Last Altered: Tuesday, February 27, 2018 12:36:37 Pacific Standard Time
Printed: Tuesday, February 27, 2018 12:37:14 Pacific Standard Time

Name: 180226M2_7, Date: 26-Feb-2018, Time: 13:02:03, ID: ST180226M2-6 PFC CS3 18B2317, Description: PFC CS3 18B2317

PFTeDA

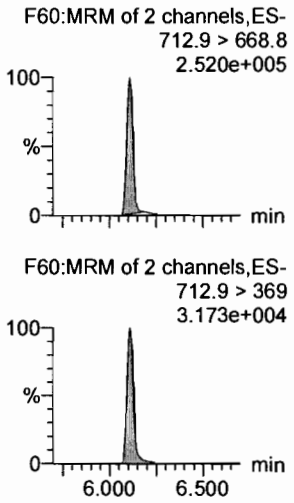

N-EtFOSA

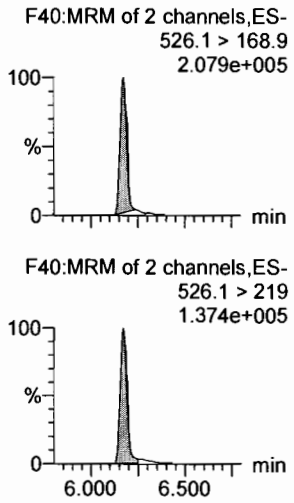

PFHxDA

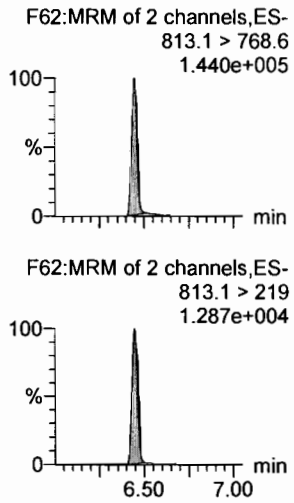

PFODA

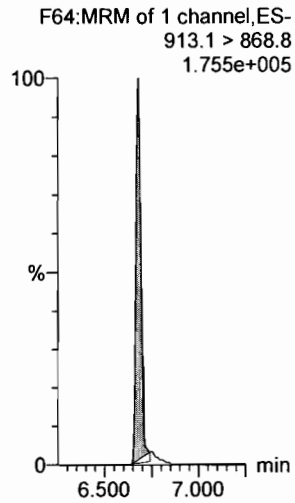

N-MeFOSE

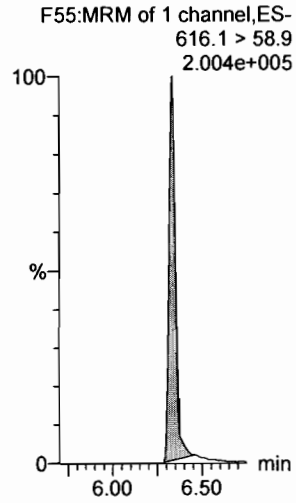

N-EtFOSE

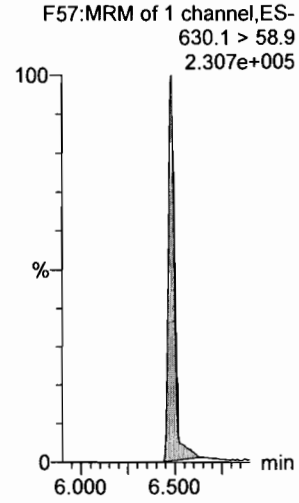

13C2-PFTeDA

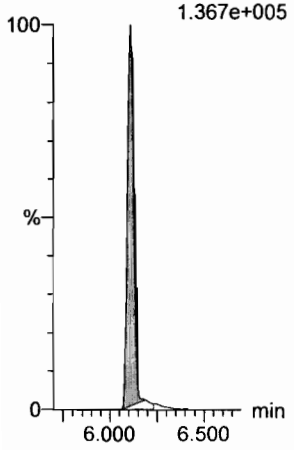

d5-N-ETFOSA

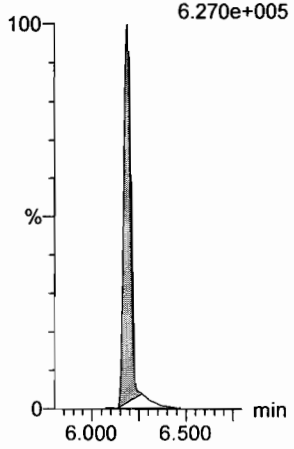

13C2-PFHxDA

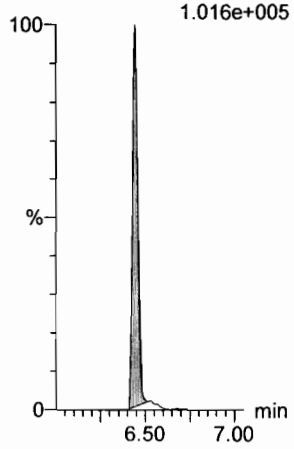

13C2-PFHxDA

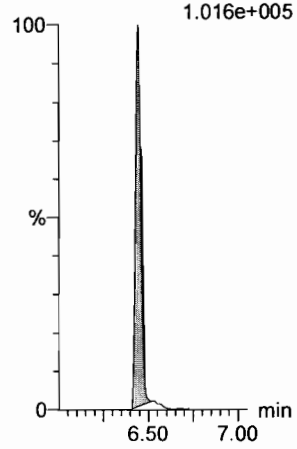

d7-N-MeFOSE

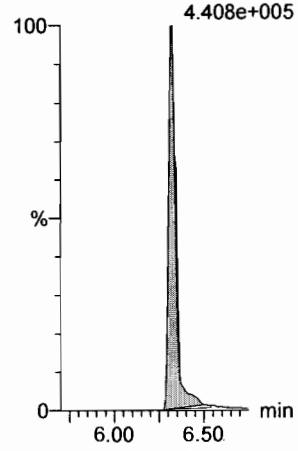

d9-N-EtFOSE

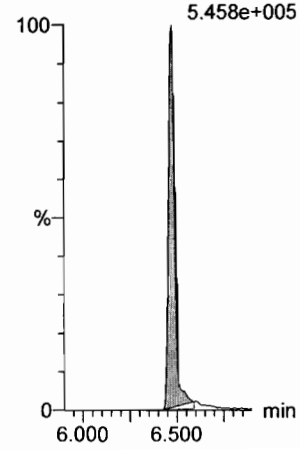

Dataset: F:\Projects\PFAS.PRO\Results\180227M2\180227M2-CRV.qld

Last Altered: Tuesday, February 27, 2018 12:36:37 Pacific Standard Time
Printed: Tuesday, February 27, 2018 12:37:14 Pacific Standard Time

Name: 180226M2_7, Date: 26-Feb-2018, Time: 13:02:03, ID: ST180226M2-6 PFC CS3 18B2317, Description: PFC CS3 18B2317

13C4-PFBA

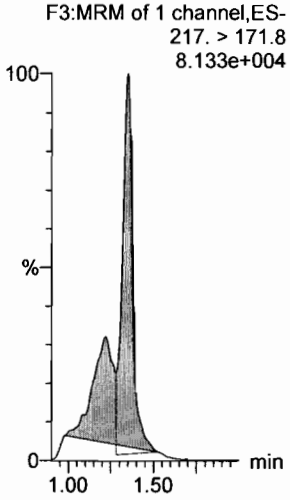

13C5-PFHxA

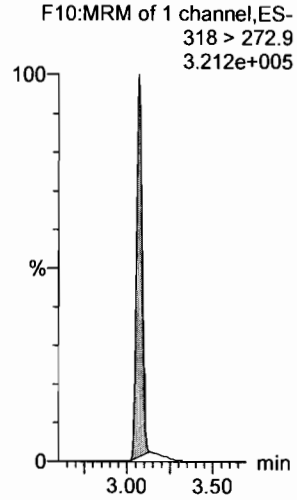

13C3-PFHxS

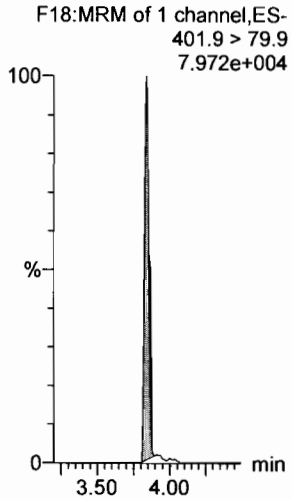

13C8-PFOA

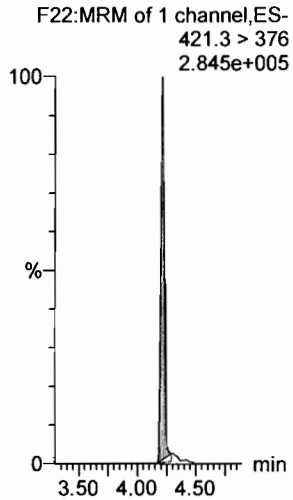

13C9-PFNA

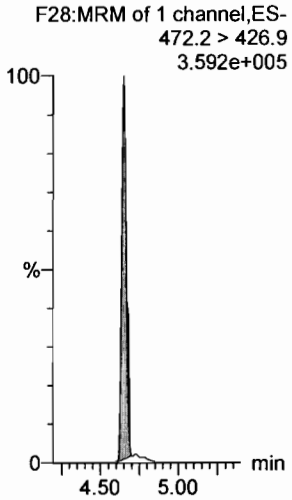

13C4-PFOS



13C6-PFDA

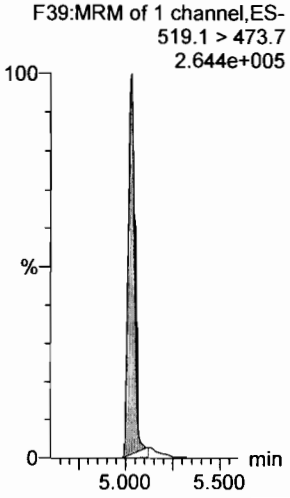

13C7-PFUdA

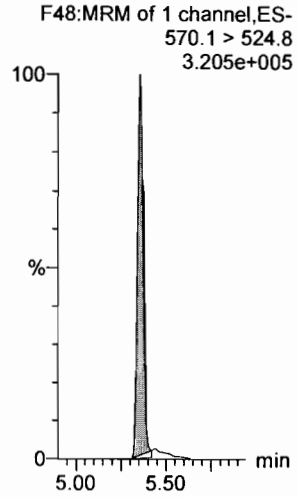

Dataset: F:\Projects\PFAS.PRO\Results\180227M2\180227M2-CRV.qld

Last Altered: Tuesday, February 27, 2018 12:36:37 Pacific Standard Time
Printed: Tuesday, February 27, 2018 12:37:14 Pacific Standard Time

Name: 180226M2_8, Date: 26-Feb-2018, Time: 13:13:32, ID: ST180226M2-7 PFC CS4 18B2318, Description: PFC CS4 18B2318

PFBA
F1:MRM of 1 channel,ES-
213.0 > 168.8
3.434e+005

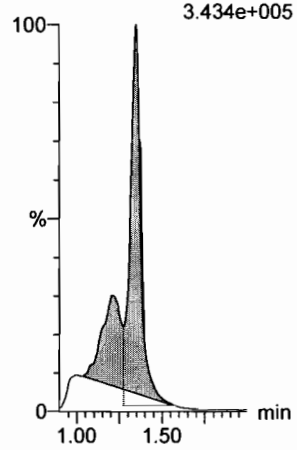

PFPeA
F4:MRM of 1 channel,ES-
263.1 > 218.9
8.289e+005

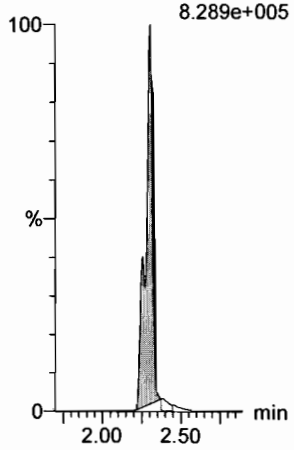

PFBS
F6:MRM of 2 channels,ES-
299.0 > 79.7
2.154e+005

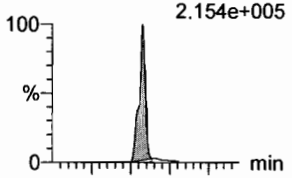

F6:MRM of 2 channels,ES-
299.0 > 99.0
9.719e+004

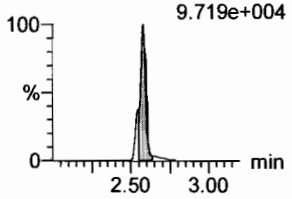

4:2 FTS
F11:MRM of 2 channels,ES-
327.2 > 307.2
2.211e+005

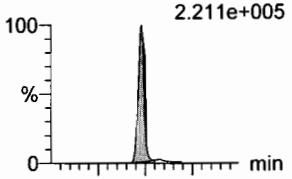

F11:MRM of 2 channels,ES-
327.2 > 81.1
1.984e+005

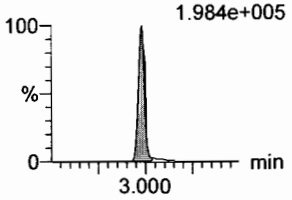

PFHxA
F8:MRM of 2 channels,ES-
313.2 > 268.9
1.303e+006

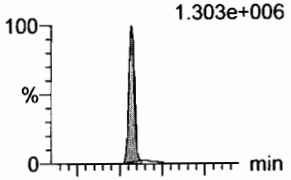

F8:MRM of 2 channels,ES-
313.2 > 119
8.148e+003

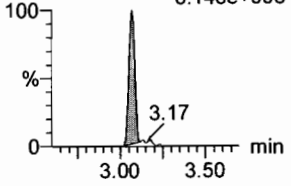

PFPeS
F14:MRM of 2 channels,ES-
349.1 > 80.1
2.996e+005

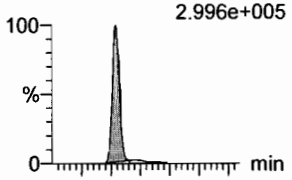

F14:MRM of 2 channels,ES-
349.1 > 99
1.695e+005

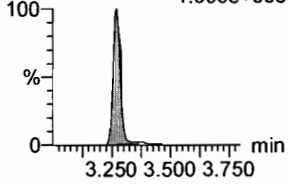

13C3-PFBA
F2:MRM of 1 channel,ES-
216.1 > 171.8
7.441e+004

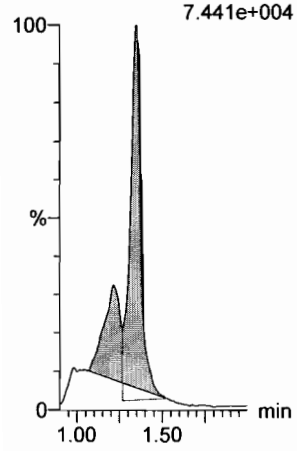

13C3-PFPeA
F5:MRM of 1 channel,ES-
266. > 221.8
2.011e+005

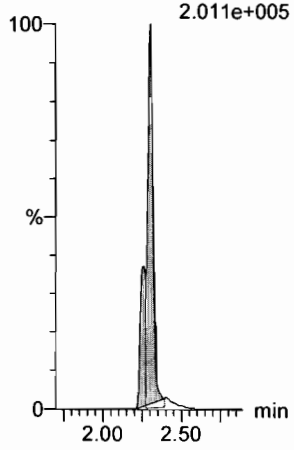

13C3-PFBS
F7:MRM of 1 channel,ES-
302. > 98.8
3.057e+004

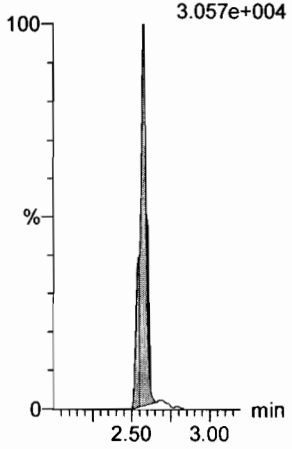

13C3-PFBS
F7:MRM of 1 channel,ES-
302. > 98.8
3.057e+004

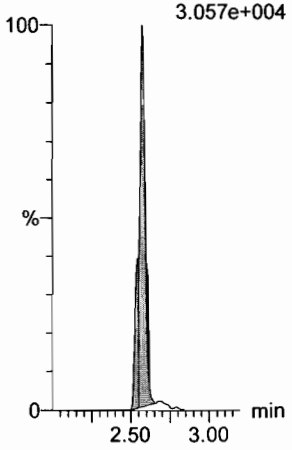

13C2-PFHxA
F9:MRM of 1 channel,ES-
315 > 269.8
7.594e+004

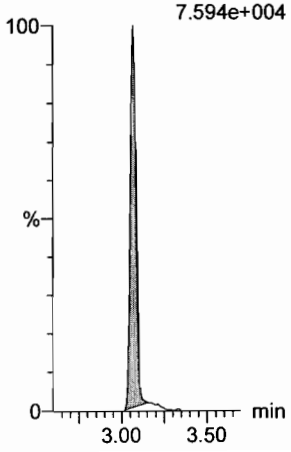

13C3-PFBS
F7:MRM of 1 channel,ES-
302. > 98.8
3.057e+004

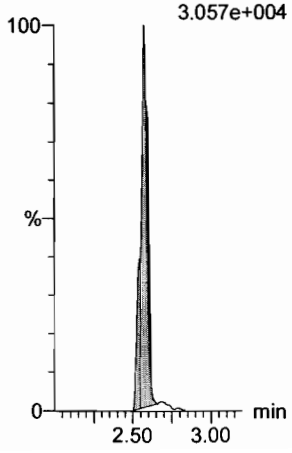

Dataset: F:\Projects\PFAS.PRO\Results\180227M2\180227M2-CRV.qld

Last Altered: Tuesday, February 27, 2018 12:36:37 Pacific Standard Time
Printed: Tuesday, February 27, 2018 12:37:14 Pacific Standard Time

Name: 180226M2_8, Date: 26-Feb-2018, Time: 13:13:32, ID: ST180226M2-7 PFC CS4 18B2318, Description: PFC CS4 18B2318

6:2 FTS

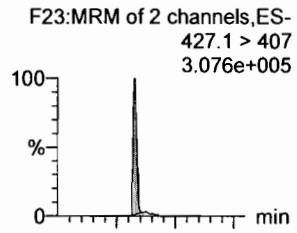

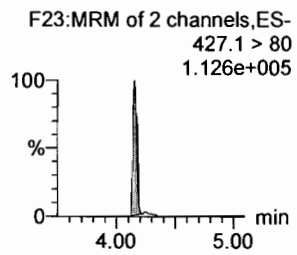

PFHpA

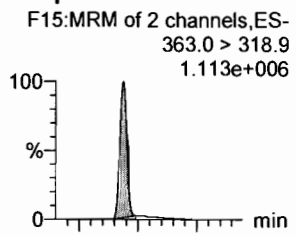

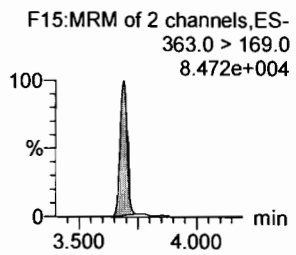

L-PFHxS

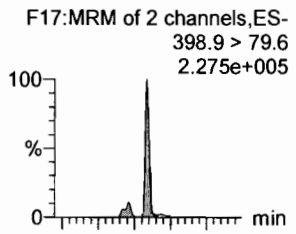

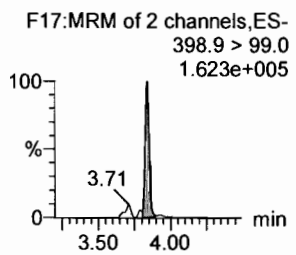

L-PFOA

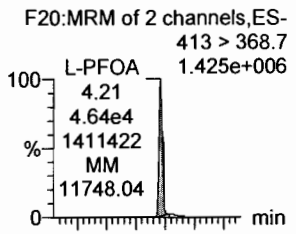

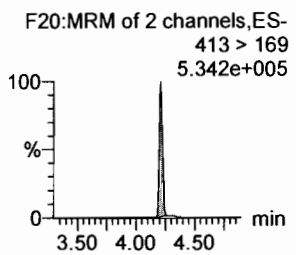

PFHpS

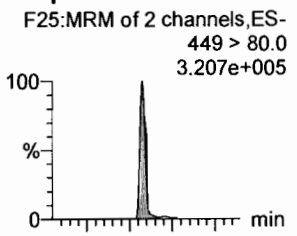

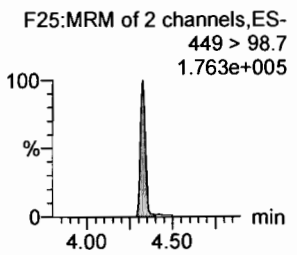

PFNA

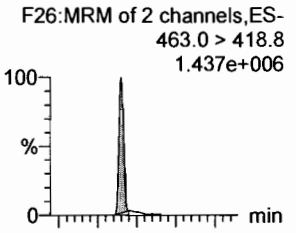

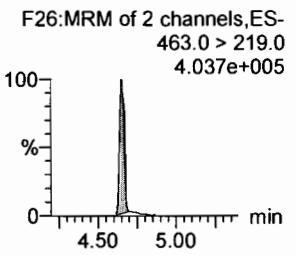

18O2-PFHxS

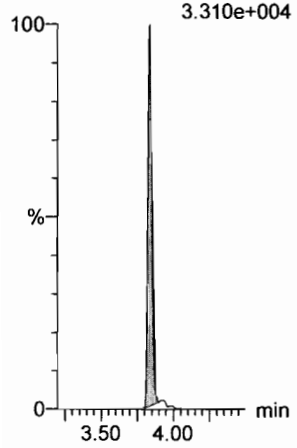

13C4-PFHpA

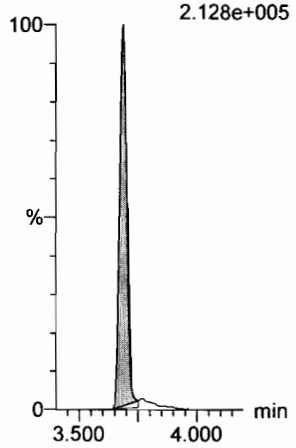

13C2-PFOA

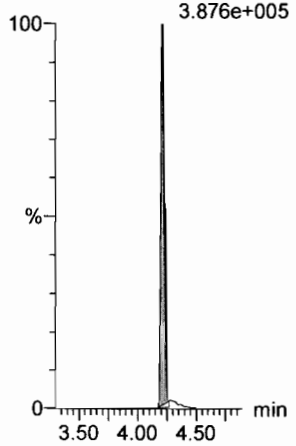

13C2-PFOA

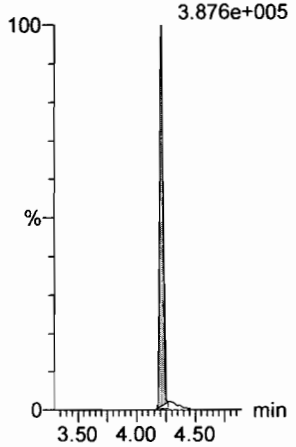

13C2-PFOA

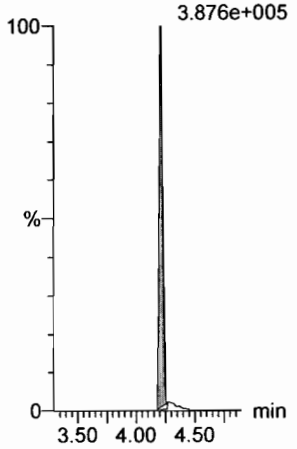

13C5-PFNA

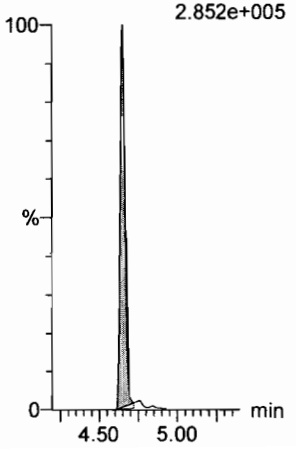

Dataset: F:\Projects\PFAS.PRO\Results\180227M2\180227M2-CRV.qld

Last Altered: Tuesday, February 27, 2018 12:40:46 Pacific Standard Time
Printed: Tuesday, February 27, 2018 12:42:20 Pacific Standard Time

Name: 180226M2_8, Date: 26-Feb-2018, Time: 13:13:32, ID: ST180226M2-7 PFC CS4 18B2318, Description: PFC CS4 18B2318

PFOSA

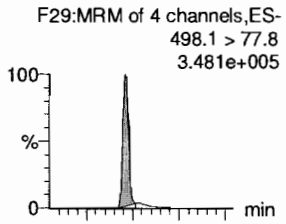

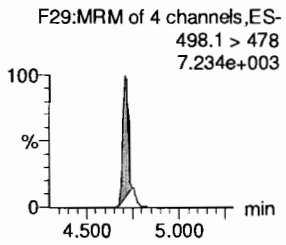

L-PFOS

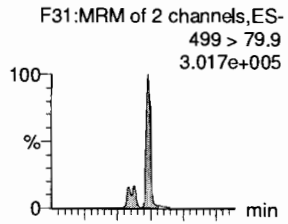

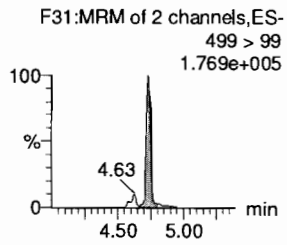

PFDA

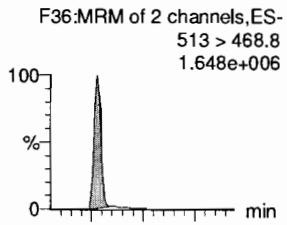

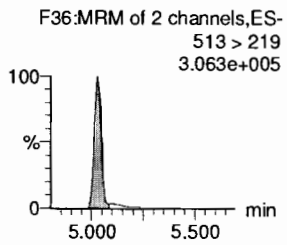

8:2 FTS

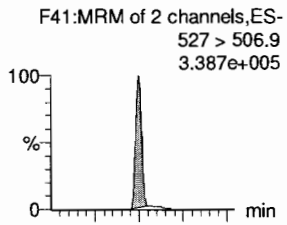

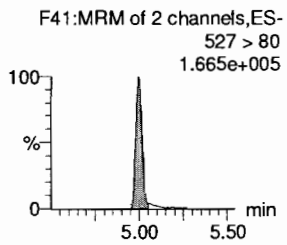

PFNS

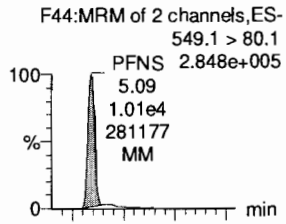

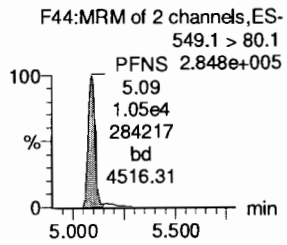

N-MeFOSAA

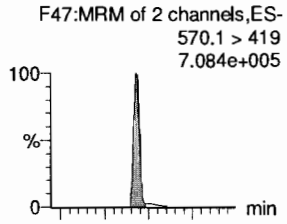

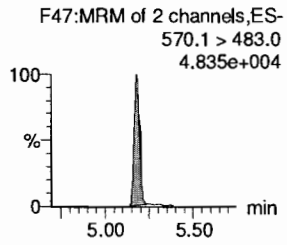

13C8-PFOSA

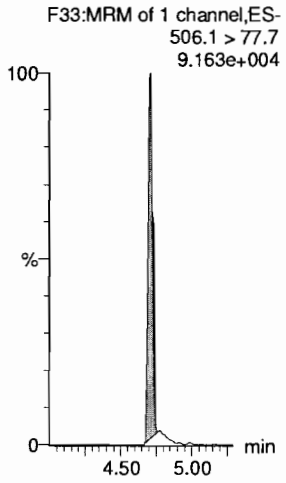

13C8-PFOS

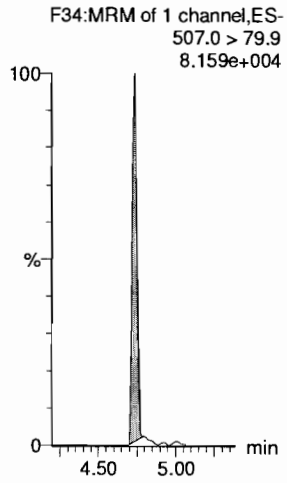

13C2-PFDA

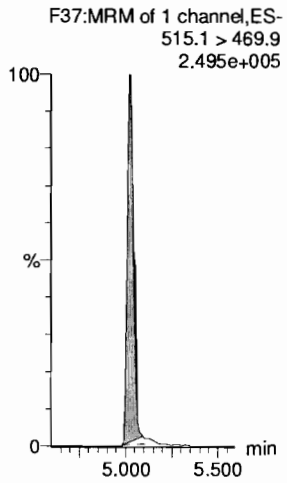

13C2-PFOA

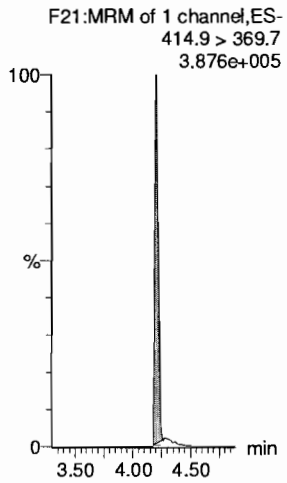

13C2-PFOA

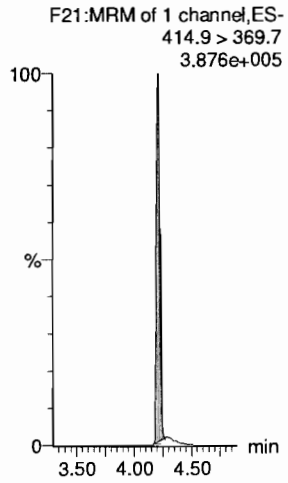

d3-N-MeFOSAA

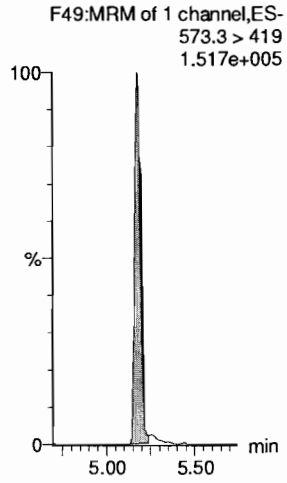

Dataset: F:\Projects\PFAS.PRO\Results\180227M2\180227M2-CRV.qld

Last Altered: Tuesday, February 27, 2018 12:36:37 Pacific Standard Time
Printed: Tuesday, February 27, 2018 12:37:14 Pacific Standard Time

Name: 180226M2_8, Date: 26-Feb-2018, Time: 13:13:32, ID: ST180226M2-7 PFC CS4 18B2318, Description: PFC CS4 18B2318

N-EtFOSAA

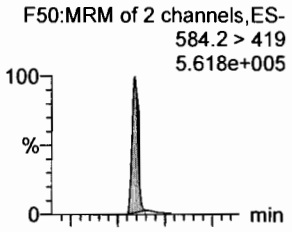

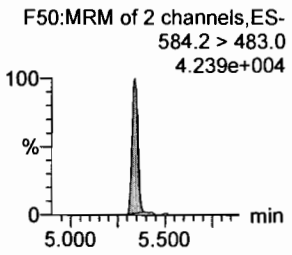

PFDoA

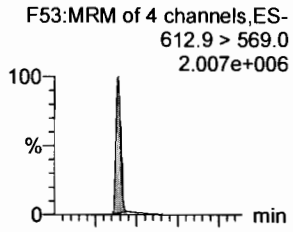

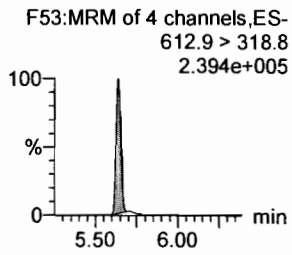

PFDS

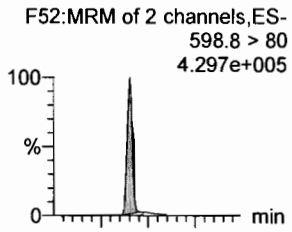

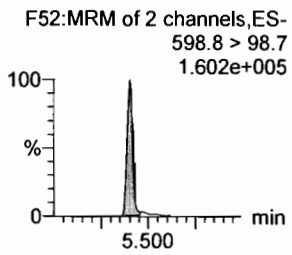

PFUdA

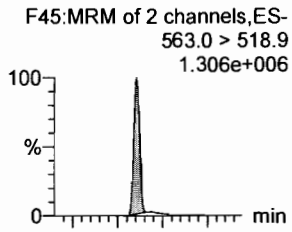

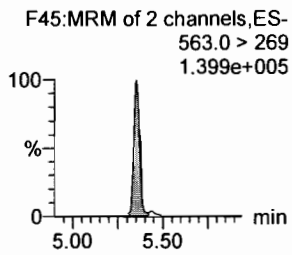

N-MeFOSA

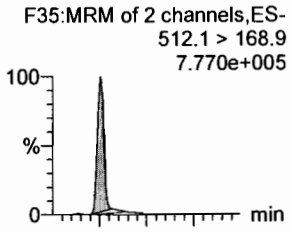

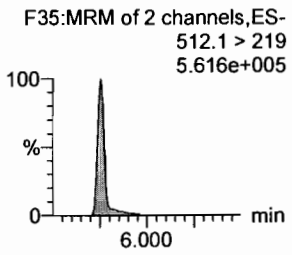

PFTrDA

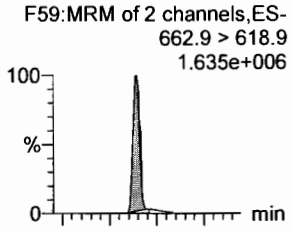

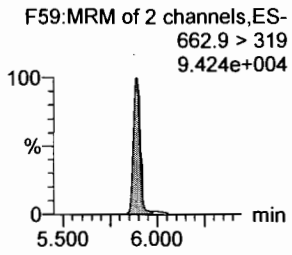

d3-N-MeFOSAA

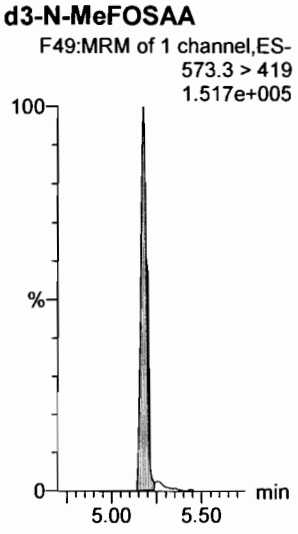

13C2-PFUdA

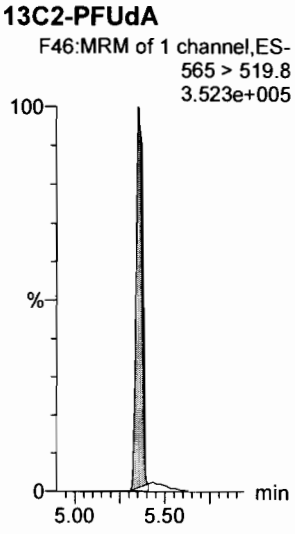

13C2-PFUdA

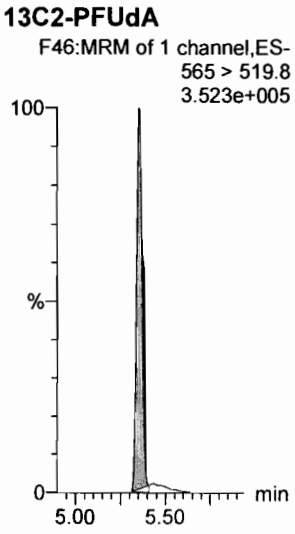

13C2-PFUdA

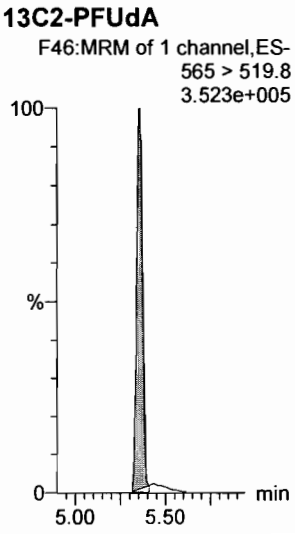

d3-N-MeFOSA

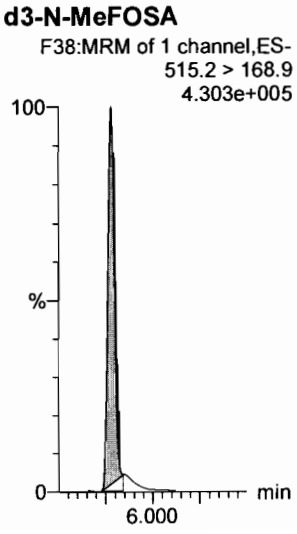

13C2-PFDoA

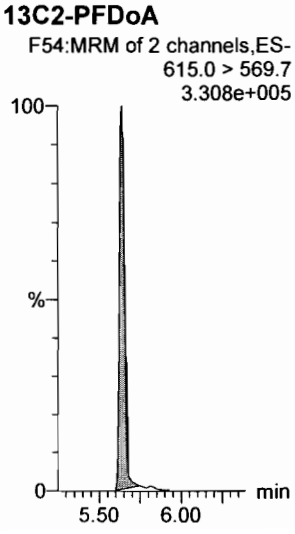

Dataset: F:\Projects\PFAS.PRO\Results\180227M2\180227M2-CRV.qld

Last Altered: Tuesday, February 27, 2018 12:36:37 Pacific Standard Time
Printed: Tuesday, February 27, 2018 12:37:14 Pacific Standard Time

Name: 180226M2_8, Date: 26-Feb-2018, Time: 13:13:32, ID: ST180226M2-7 PFC CS4 18B2318, Description: PFC CS4 18B2318

PFTeDA

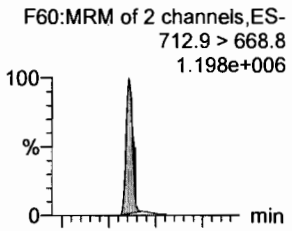

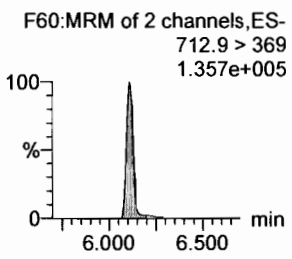

N-EtFOSA

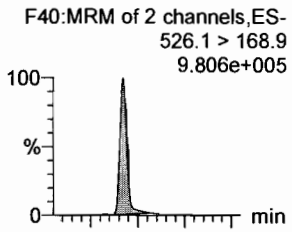

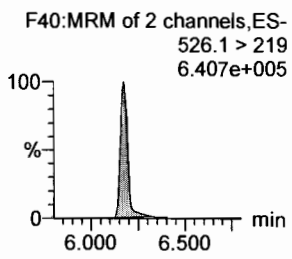

PFHxDA

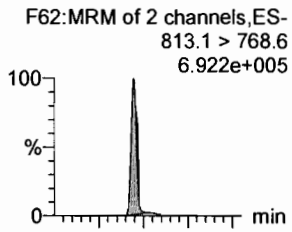

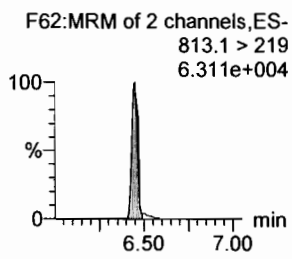

PFODA

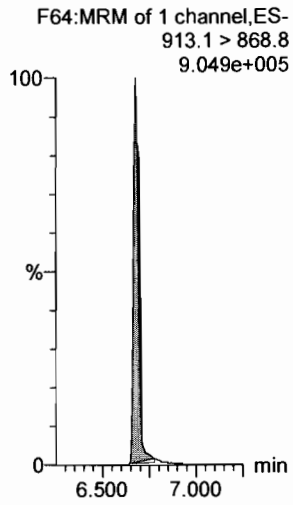

N-MeFOSE

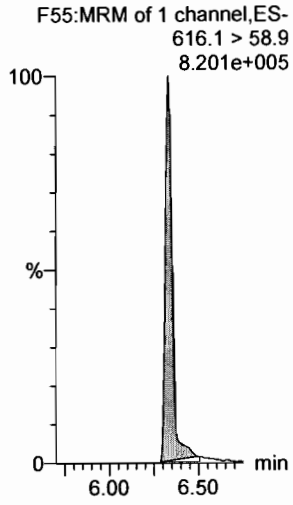

N-EtFOSE

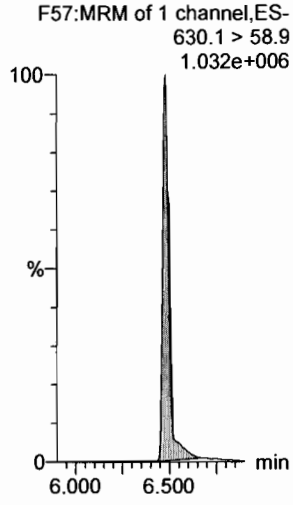

13C2-PFTeDA

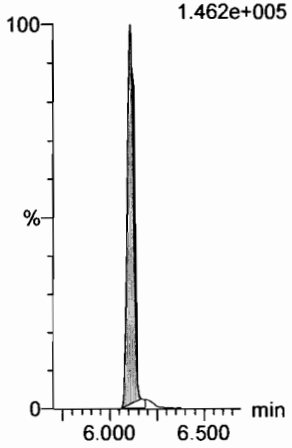

d5-N-ETFOSA

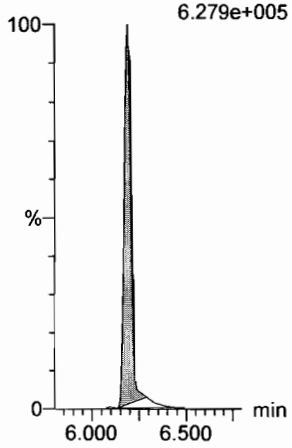

13C2-PFHxDA

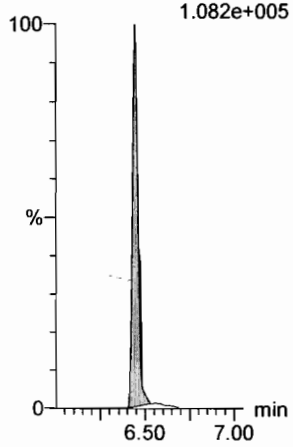

13C2-PFHxDA

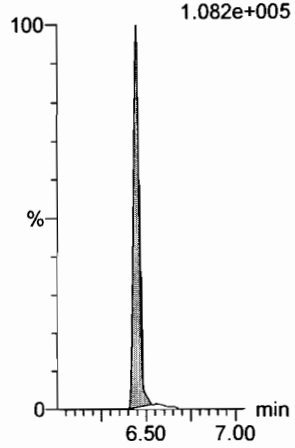

d7-N-MeFOSE

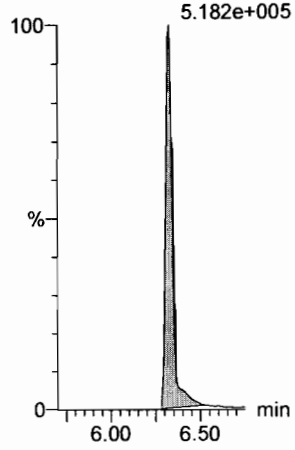

d9-N-EtFOSE

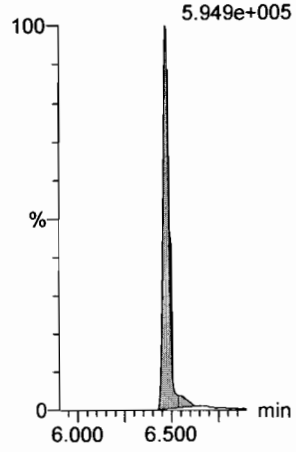

Dataset: F:\Projects\PFAS.PRO\Results\180227M2\180227M2-CRV.qld

Last Altered: Tuesday, February 27, 2018 12:36:37 Pacific Standard Time
Printed: Tuesday, February 27, 2018 12:37:14 Pacific Standard Time

Name: 180226M2_8, Date: 26-Feb-2018, Time: 13:13:32, ID: ST180226M2-7 PFC CS4 18B2318, Description: PFC CS4 18B2318

13C4-PFBA

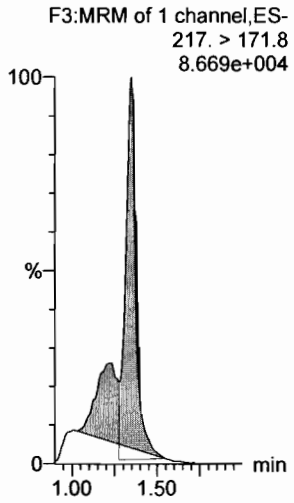

13C5-PFHxA

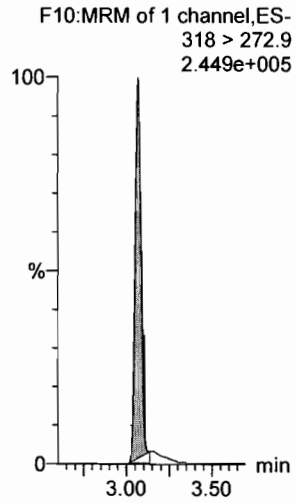

13C3-PFHxS

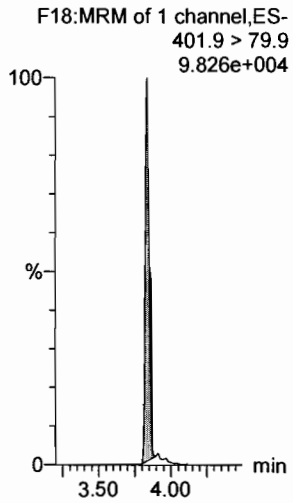

13C8-PFOA

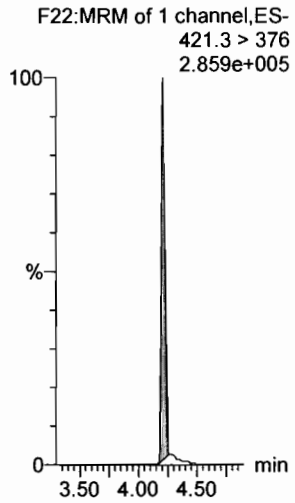

13C9-PFNA

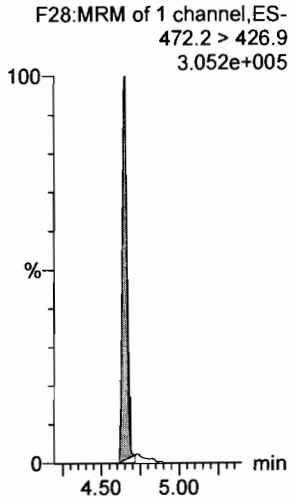

13C4-PFOS

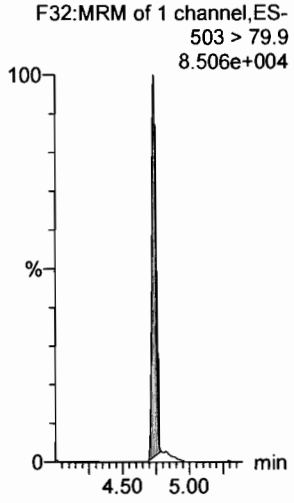

13C6-PFDA



13C7-PFUdA



Dataset: F:\Projects\PFAS.PRO\Results\180227M2\180227M2-CRV.qld

Last Altered: Tuesday, February 27, 2018 12:36:37 Pacific Standard Time
Printed: Tuesday, February 27, 2018 12:37:14 Pacific Standard Time

Name: 180226M2_9, Date: 26-Feb-2018, Time: 13:25:02, ID: ST180226M2-8 PFC CS5 18B2319, Description: PFC CS5 18B2319

PFBA

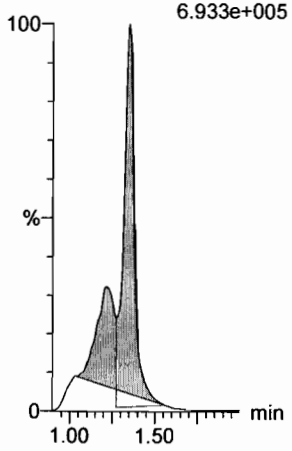

PFPeA

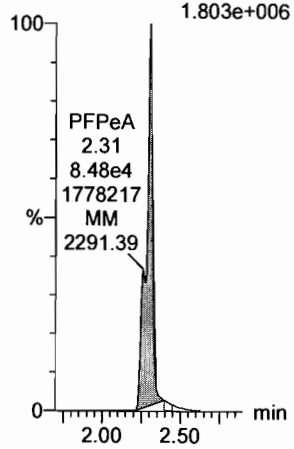

PFBS

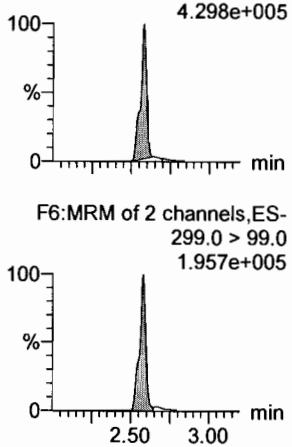

4:2 FTS

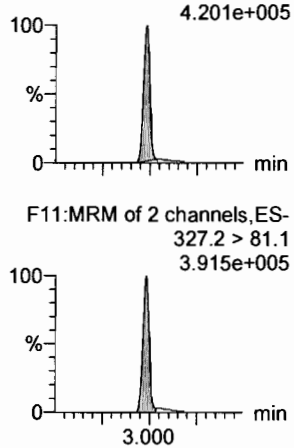

PFHxA

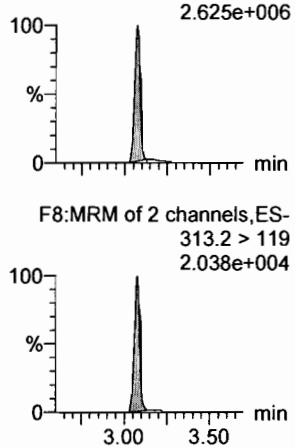

PFPeS

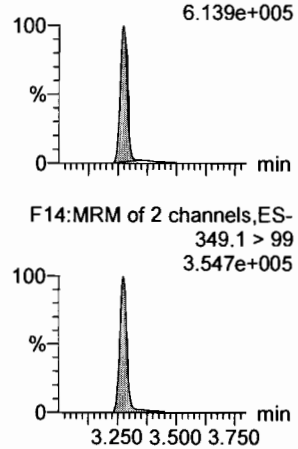

13C3-PFBA

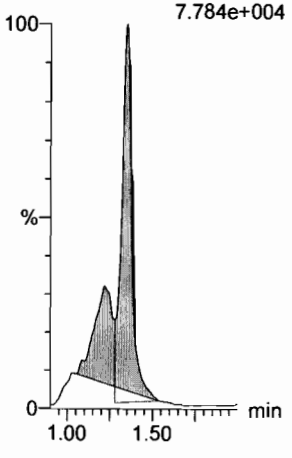

13C3-PFPeA

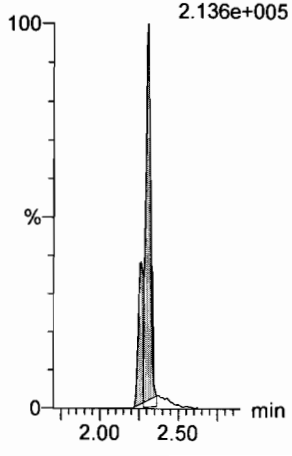

13C3-PFBS

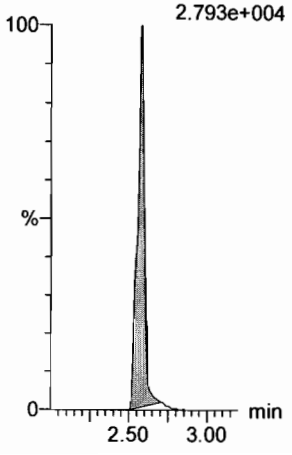

13C3-PFBS

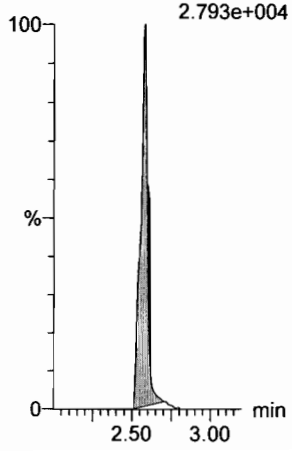

13C2-PFHxA

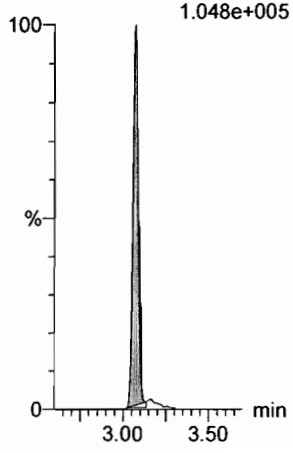

13C3-PFBS

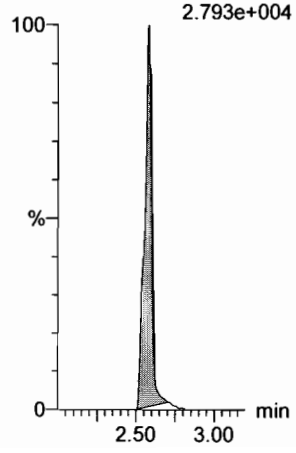

Dataset: F:\Projects\PFAS.PRO\Results\180227M2\180227M2-CRV.qld

Last Altered: Tuesday, February 27, 2018 12:36:37 Pacific Standard Time
Printed: Tuesday, February 27, 2018 12:37:14 Pacific Standard Time

Name: 180226M2_9, Date: 26-Feb-2018, Time: 13:25:02, ID: ST180226M2-8 PFC CS5 18B2319, Description: PFC CS5 18B2319

6:2 FTS

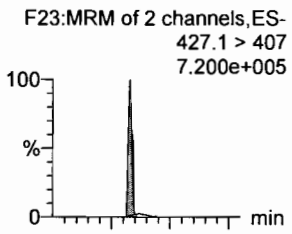

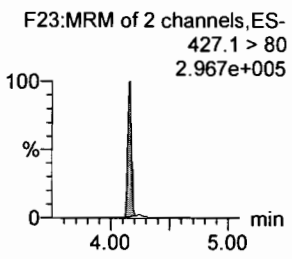

PFHpA

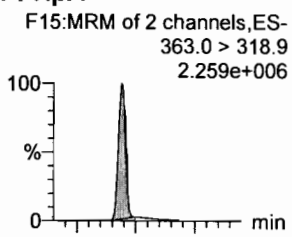

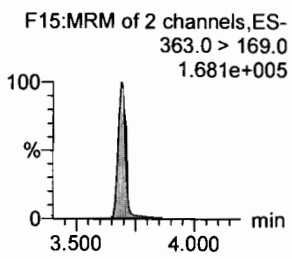

L-PFHxS

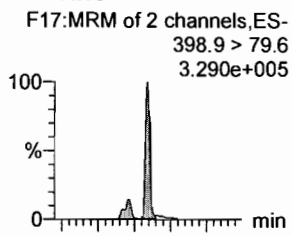

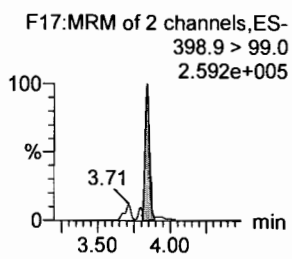

L-PFOA

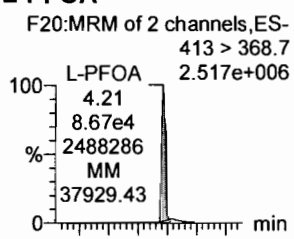



PFHpS

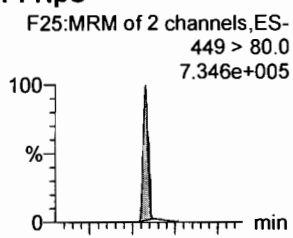

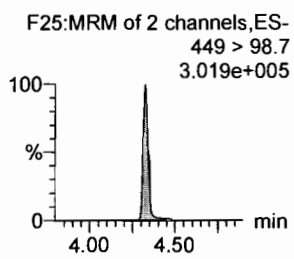

PFNA

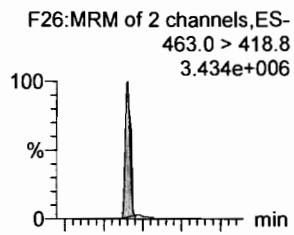

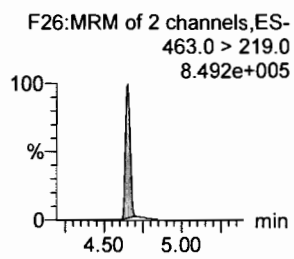

18O2-PFHxS

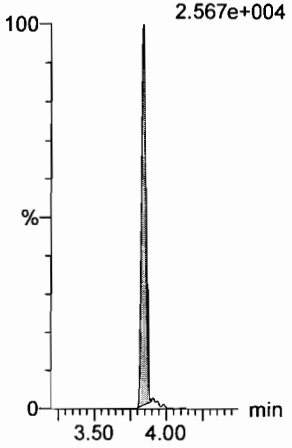

13C4-PFHpA

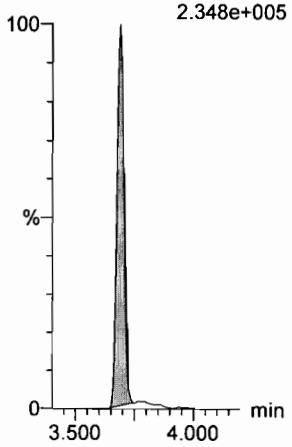

13C2-PFOA

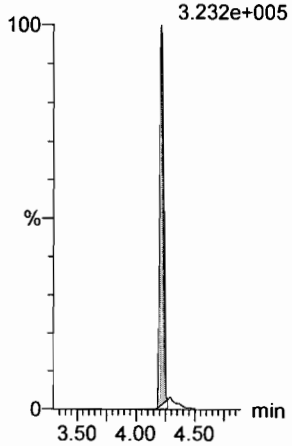

13C2-PFOA

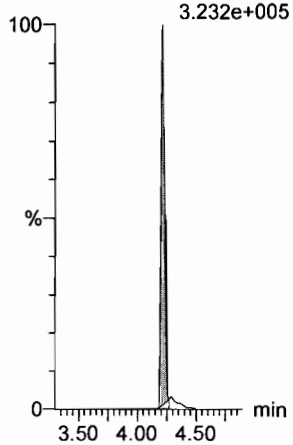

13C2-PFOA

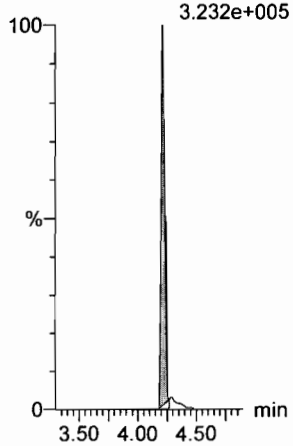

13C5-PFNA

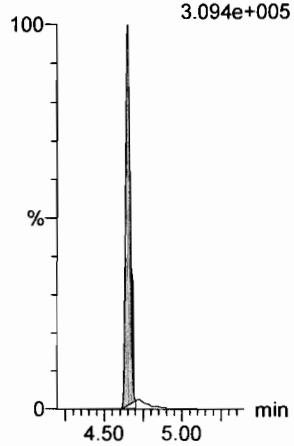

Dataset: F:\Projects\PFAS.PRO\Results\180227M2\180227M2-CRV.qld

Last Altered: Tuesday, February 27, 2018 12:40:46 Pacific Standard Time
Printed: Tuesday, February 27, 2018 12:42:20 Pacific Standard Time

Name: 180226M2_9, Date: 26-Feb-2018, Time: 13:25:02, ID: ST180226M2-8 PFC CS5 18B2319, Description: PFC CS5 18B2319

PFOSA

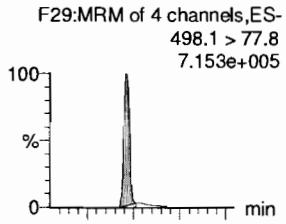

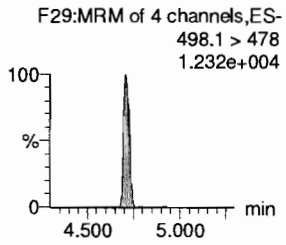

L-PFOS

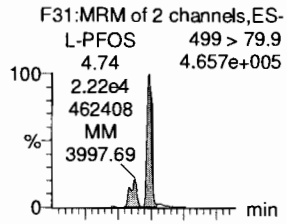

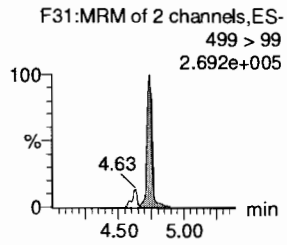

PFDA

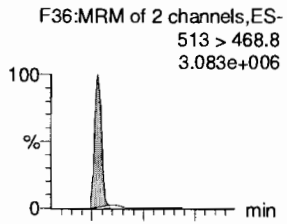

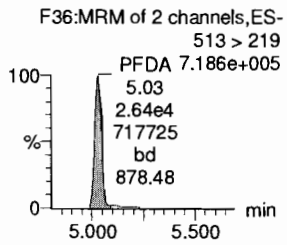

8:2 FTS

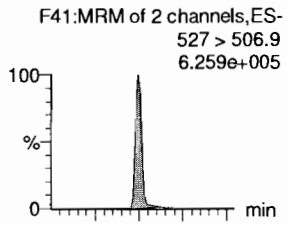

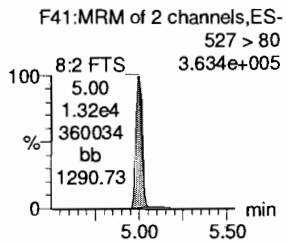

PFNS

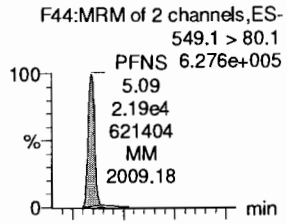

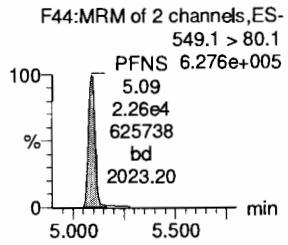

N-MeFOSAA

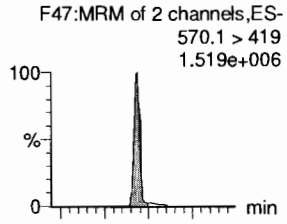

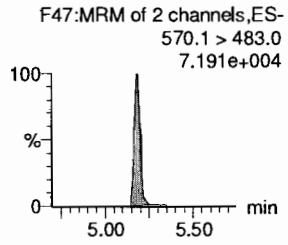

13C8-PFOSA

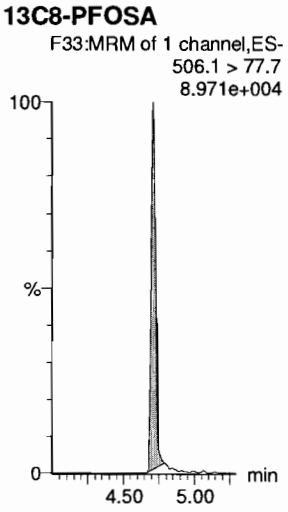

13C8-PFOS

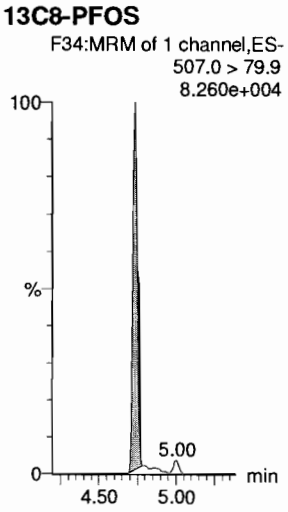

13C2-PFDA

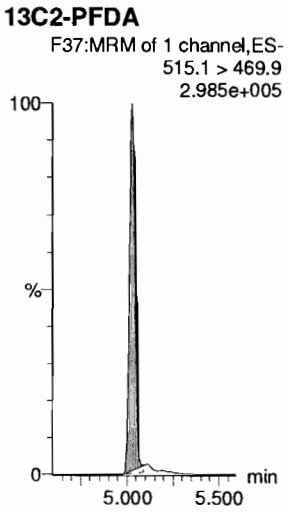

13C2-PFOA

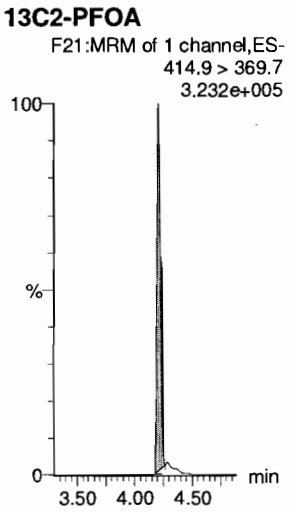

13C2-PFOA

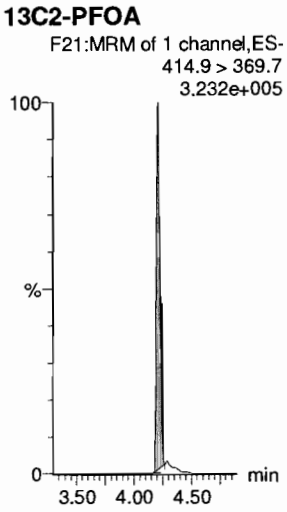

d3-N-MeFOSAA

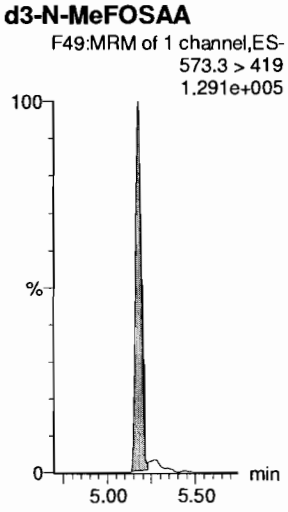

Dataset: F:\Projects\PFAS.PRO\Results\180227M2\180227M2-CRV.qld

Last Altered: Tuesday, February 27, 2018 12:36:37 Pacific Standard Time
Printed: Tuesday, February 27, 2018 12:37:14 Pacific Standard Time

Name: 180226M2_9, Date: 26-Feb-2018, Time: 13:25:02, ID: ST180226M2-8 PFC CS5 18B2319, Description: PFC CS5 18B2319

N-EtFOSAA

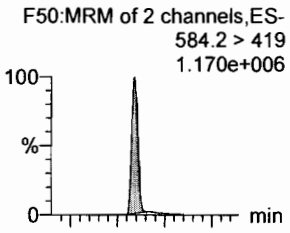

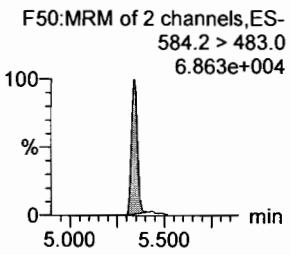

PFDoA

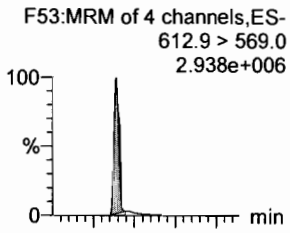

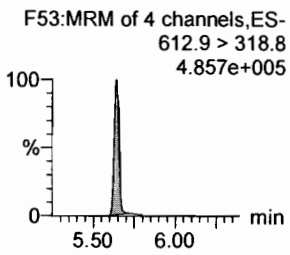

PFDS

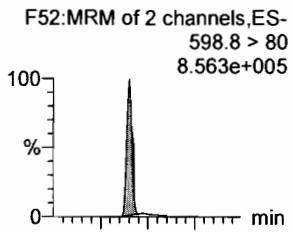

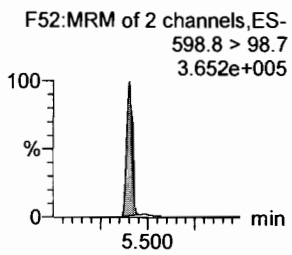

PFUdA

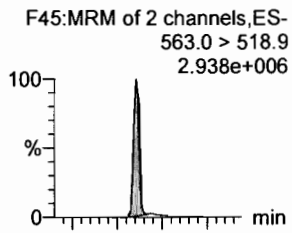

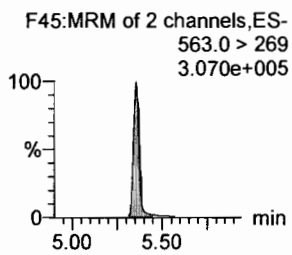

N-MeFOSA

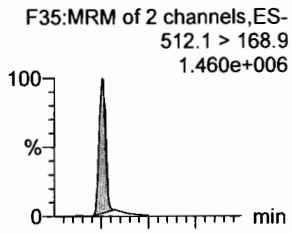

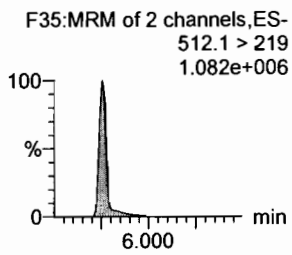

PFTrDA

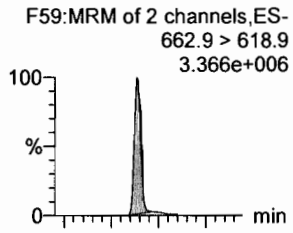

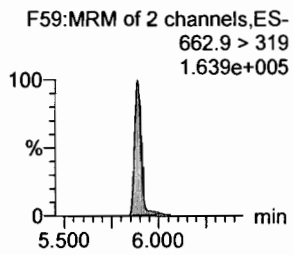

d3-N-MeFOSAA

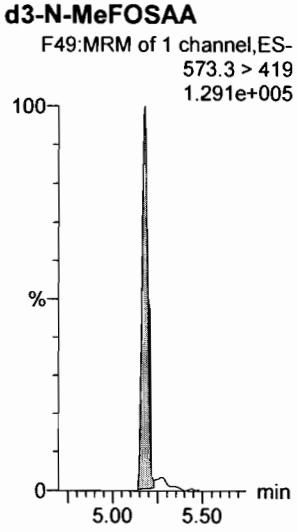

13C2-PFUdA

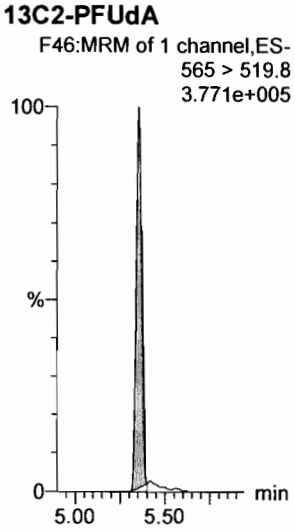

13C2-PFUdA

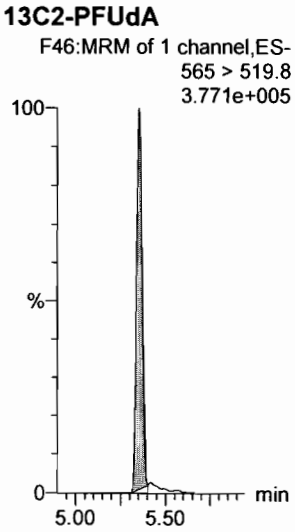

13C2-PFUdA

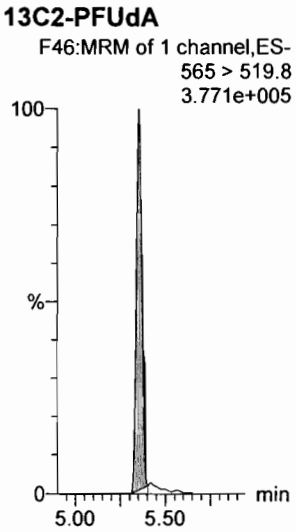

d3-N-MeFOSA



13C2-PFDoA

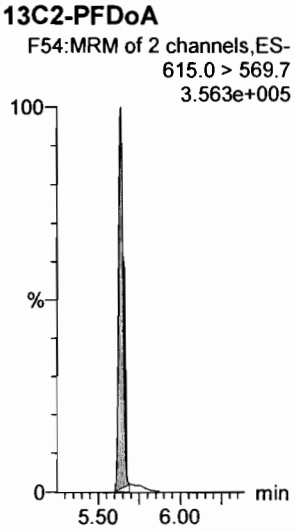

Dataset: F:\Projects\PFAS.PRO\Results\180227M2\180227M2-CRV.qld

Last Altered: Tuesday, February 27, 2018 12:36:37 Pacific Standard Time
Printed: Tuesday, February 27, 2018 12:37:14 Pacific Standard Time

Name: 180226M2_9, Date: 26-Feb-2018, Time: 13:25:02, ID: ST180226M2-8 PFC CS5 18B2319, Description: PFC CS5 18B2319

PFTeDA

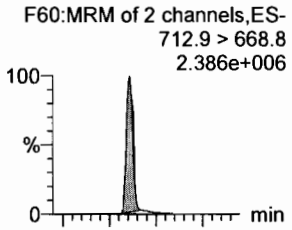

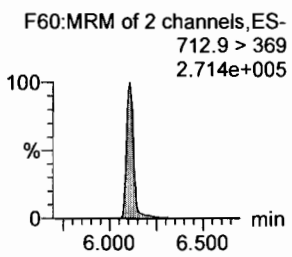

N-EtFOSA

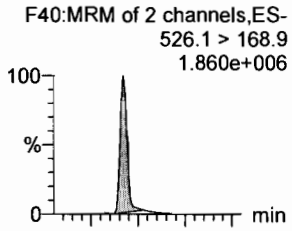

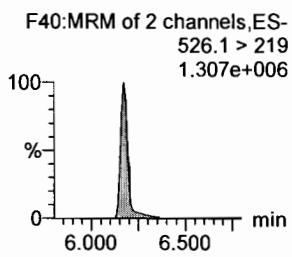

PFHxDA

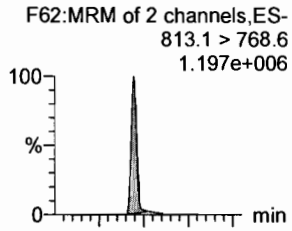

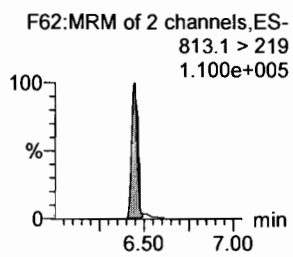

PFODA

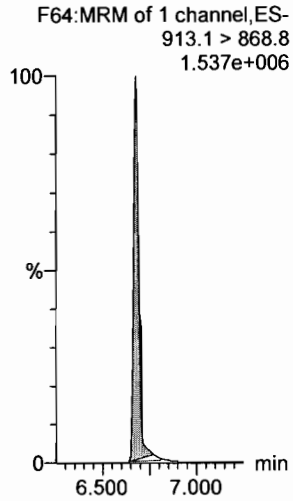

N-MeFOSE

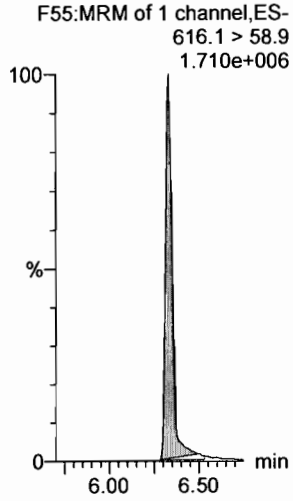

N-EtFOSE

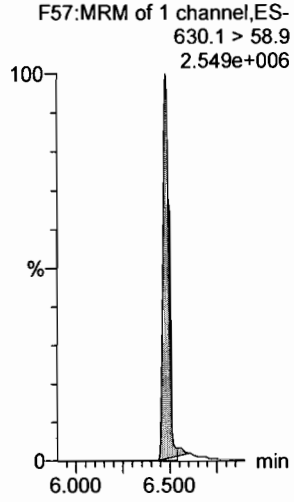

13C2-PFTeDA

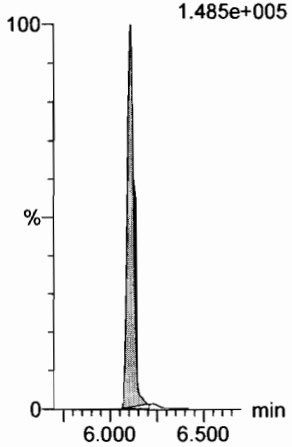

d5-N-ETFOSA

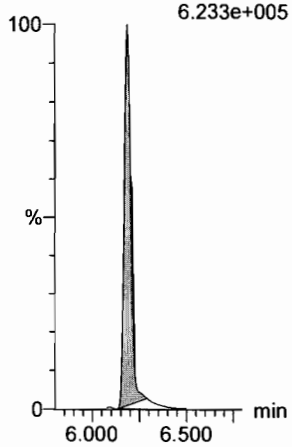

13C2-PFHxDA

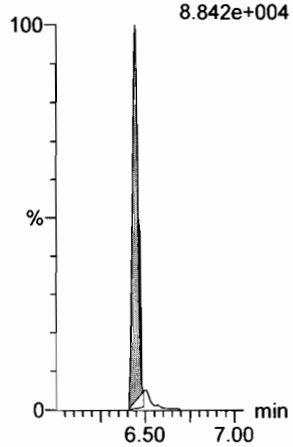

13C2-PFHxDA

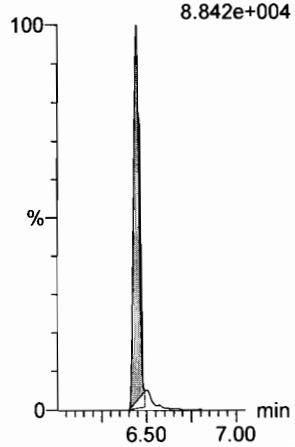

d7-N-MeFOSE

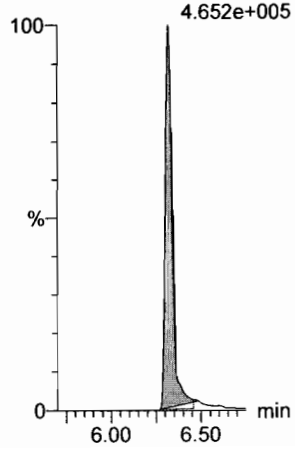

d9-N-EtFOSE

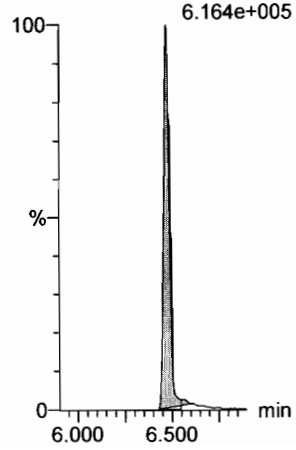

Dataset: F:\Projects\PFAS.PRO\Results\180227M2\180227M2-CRV.qld

Last Altered: Tuesday, February 27, 2018 12:36:37 Pacific Standard Time
Printed: Tuesday, February 27, 2018 12:37:14 Pacific Standard Time

Name: 180226M2_9, Date: 26-Feb-2018, Time: 13:25:02, ID: ST180226M2-8 PFC CS5 18B2319, Description: PFC CS5 18B2319

13C4-PFBA

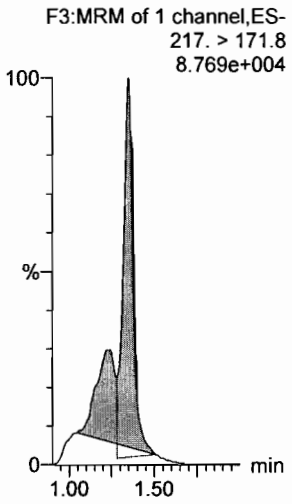

13C5-PFHxA

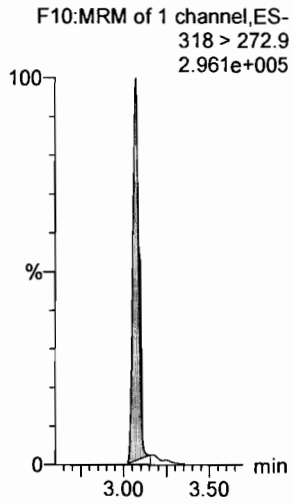

13C3-PFHxS



13C8-PFOA

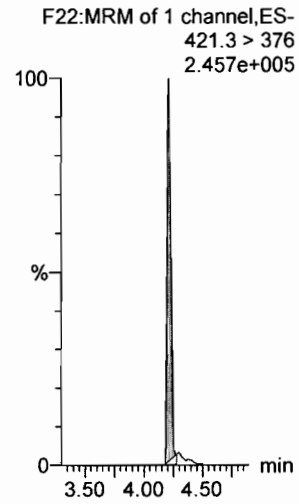

13C9-PFNA

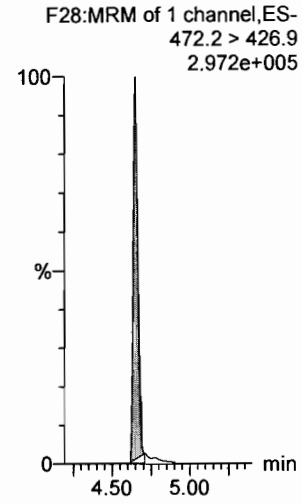

13C4-PFOS

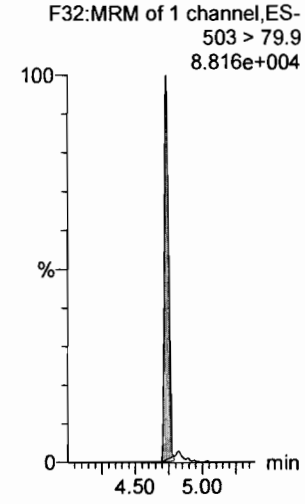

13C6-PFDA

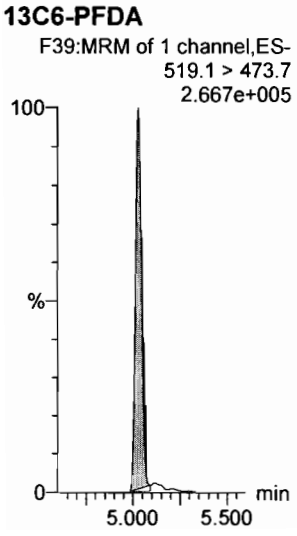

13C7-PFUdA

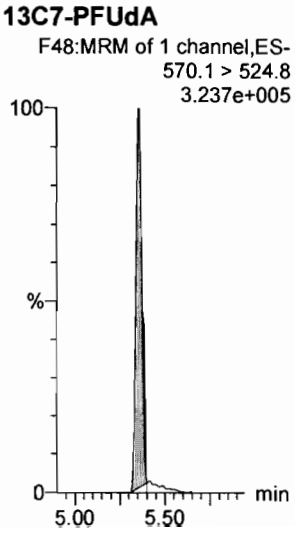

Dataset: F:\Projects\PFAS.PRO\Results\180227M2\180227M2-CRV.qld

Last Altered: Tuesday, February 27, 2018 12:36:37 Pacific Standard Time
Printed: Tuesday, February 27, 2018 12:37:14 Pacific Standard Time

Name: 180226M2_10, Date: 26-Feb-2018, Time: 13:36:32, ID: ST180226M2-9 PFC CS6 18B2320, Description: PFC CS6 18B2320

PFBA
F1:MRM of 1 channel,ES-
213.0 > 168.8
1.705e+006

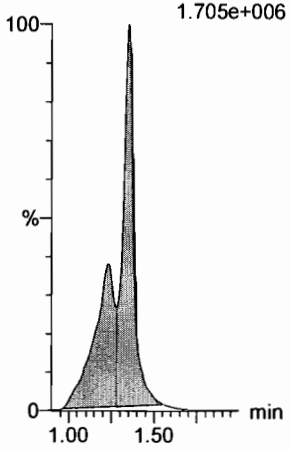

PFPeA
F4:MRM of 1 channel,ES-
263.1 > 218.9
3.971e+006

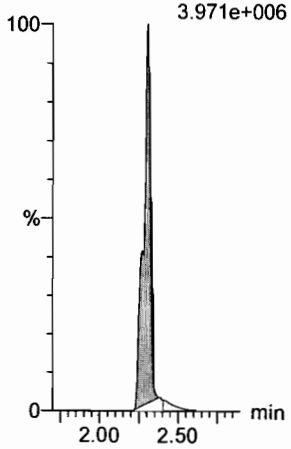

PFBS
F6:MRM of 2 channels,ES-
299.0 > 79.7
9.699e+005

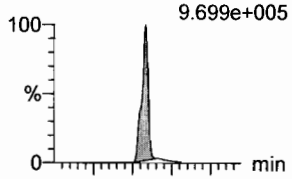

F6:MRM of 2 channels,ES-
299.0 > 99.0
4.684e+005

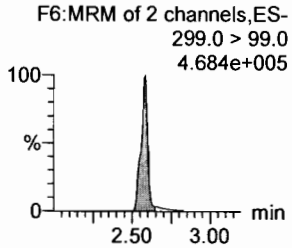

4:2 FTS
F11:MRM of 2 channels,ES-
327.2 > 307.2
9.541e+005

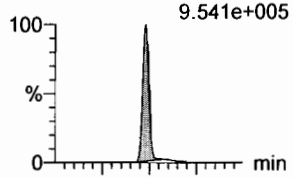

F11:MRM of 2 channels,ES-
327.2 > 81.1
9.701e+005

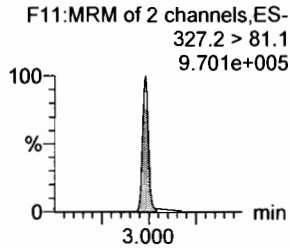

PFHxA
F8:MRM of 2 channels,ES-
313.2 > 268.9
6.371e+006

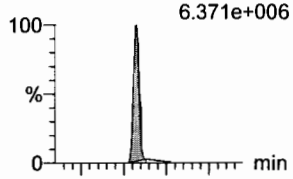

F8:MRM of 2 channels,ES-
313.2 > 119
4.845e+004

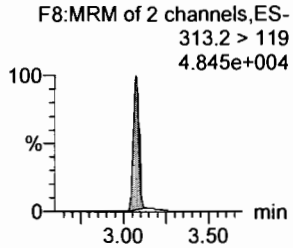

PFPeS
F14:MRM of 2 channels,ES-
349.1 > 80.1
1.410e+006

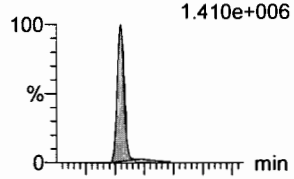

F14:MRM of 2 channels,ES-
349.1 > 99
7.704e+005

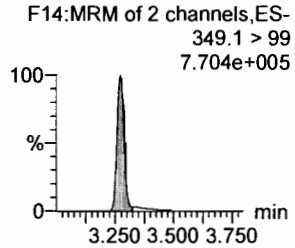

13C3-PFBA
F2:MRM of 1 channel,ES-
216.1 > 171.8
7.495e+004

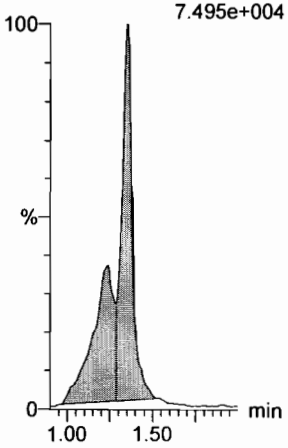

13C3-PFPeA
F5:MRM of 1 channel,ES-
266. > 221.8
2.173e+005

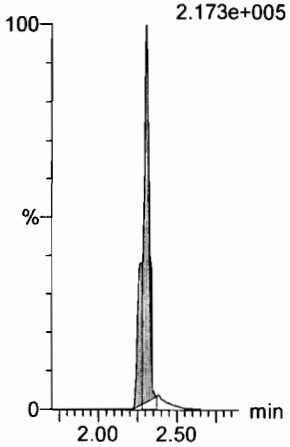

13C3-PFBS
F7:MRM of 1 channel,ES-
302. > 98.8
2.819e+004

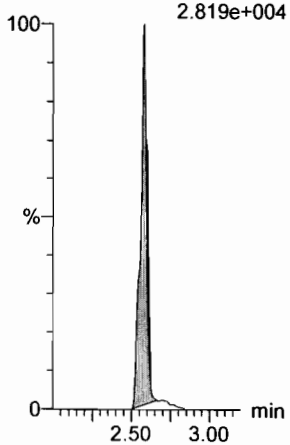

13C3-PFBS
F7:MRM of 1 channel,ES-
302. > 98.8
2.819e+004

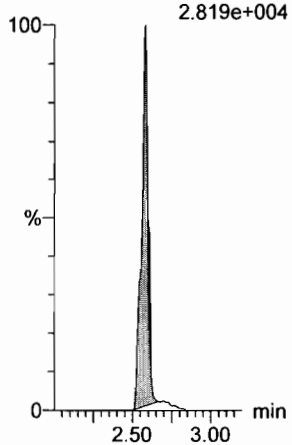

13C2-PFHxA
F9:MRM of 1 channel,ES-
315 > 269.8
9.244e+004

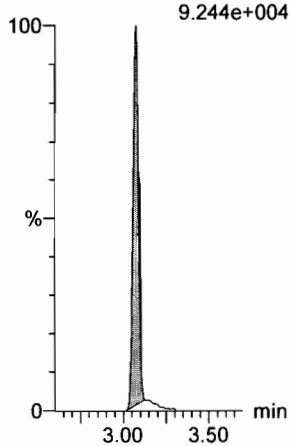

13C3-PFBS
F7:MRM of 1 channel,ES-
302. > 98.8
2.819e+004

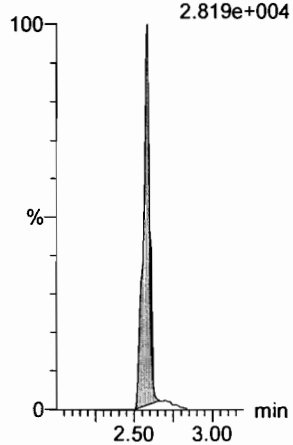

Dataset: F:\Projects\PFAS.PRO\Results\180227M2\180227M2-CRV.qld

Last Altered: Tuesday, February 27, 2018 12:36:37 Pacific Standard Time
Printed: Tuesday, February 27, 2018 12:37:14 Pacific Standard Time

Name: 180226M2_10, Date: 26-Feb-2018, Time: 13:36:32, ID: ST180226M2-9 PFC CS6 18B2320, Description: PFC CS6 18B2320

6:2 FTS

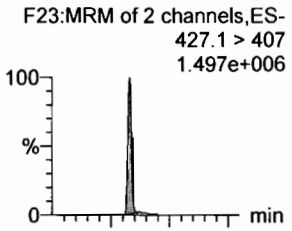

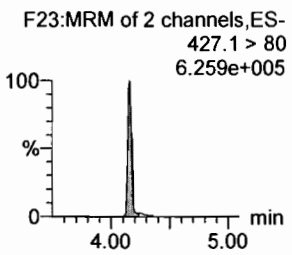

PFHpA

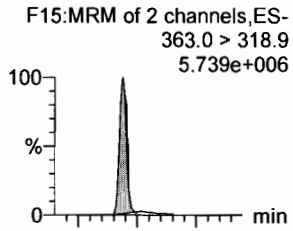

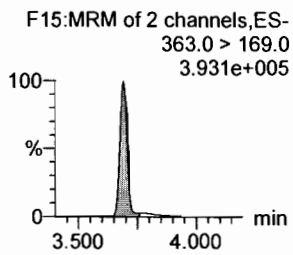

L-PFHxS

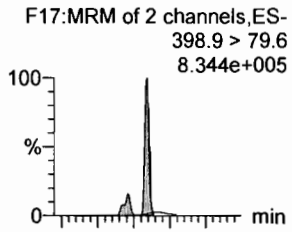

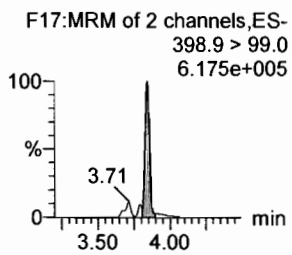

L-PFOA

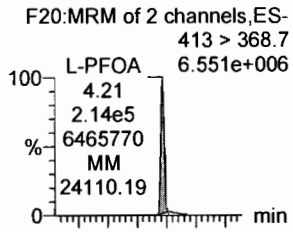



PFHpS

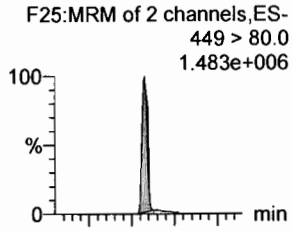

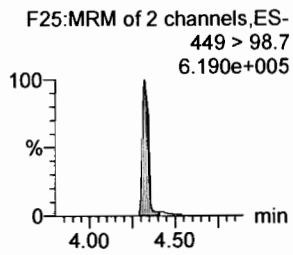

PFNA

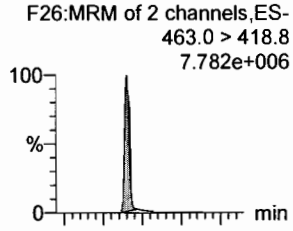

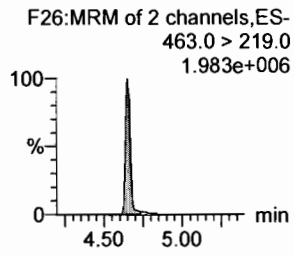

18O2-PFHxS

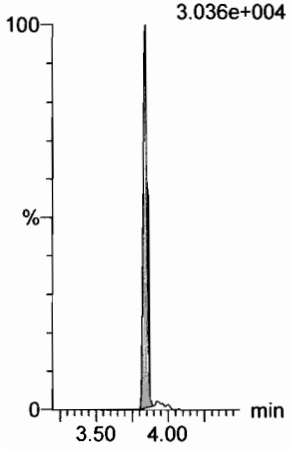

13C4-PFHpA

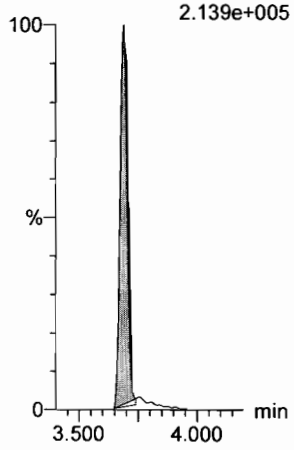

13C2-PFOA

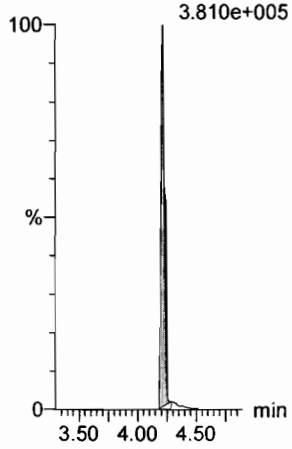

13C2-PFOA

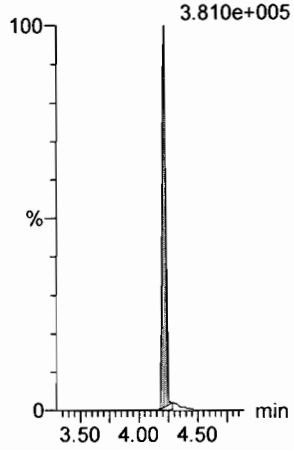

13C2-PFOA

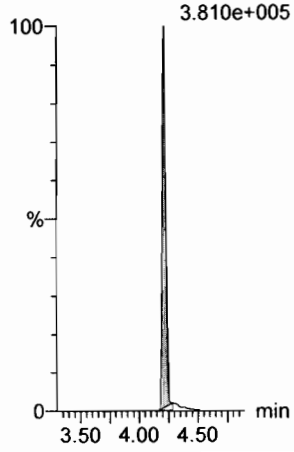

13C5-PFNA

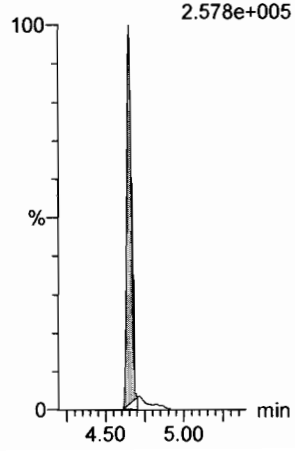

Dataset: F:\Projects\PFAS.PRO\Results\180227M2\180227M2-CRV.qld

Last Altered: Tuesday, February 27, 2018 12:36:37 Pacific Standard Time
Printed: Tuesday, February 27, 2018 12:37:14 Pacific Standard Time

Name: 180226M2_10, Date: 26-Feb-2018, Time: 13:36:32, ID: ST180226M2-9 PFC CS6 18B2320, Description: PFC CS6 18B2320

PFOSA

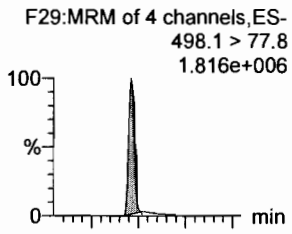

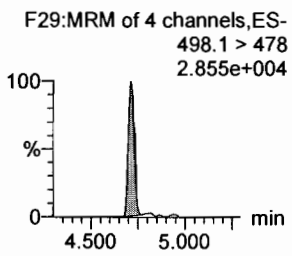

L-PFOS

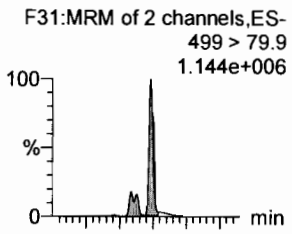

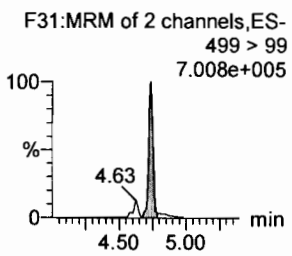

PFDA

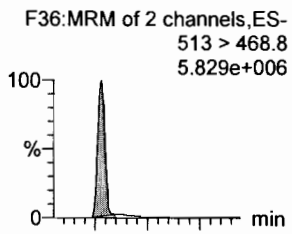

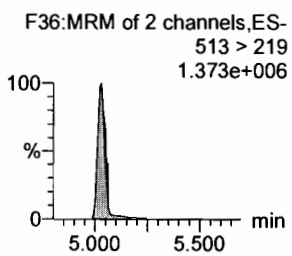

8:2 FTS

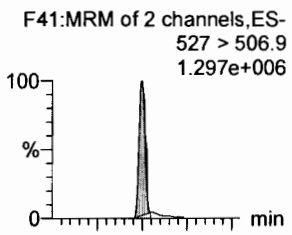

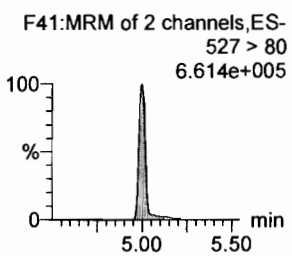

PFNS

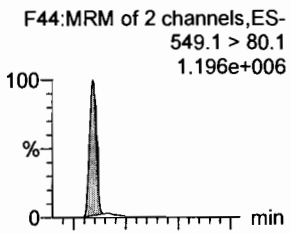

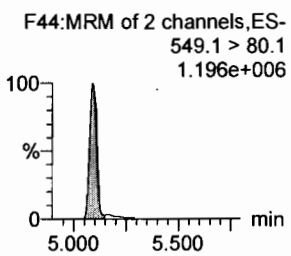

N-MeFOSAA

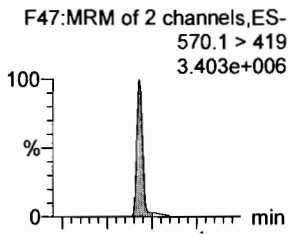

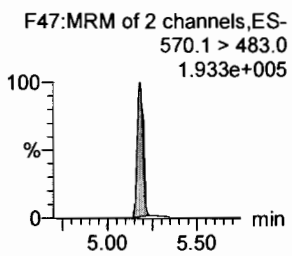

13C8-PFOSA

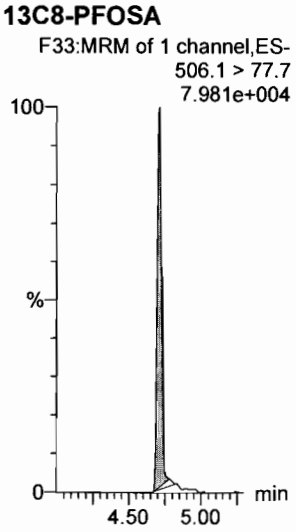

13C8-PFOS

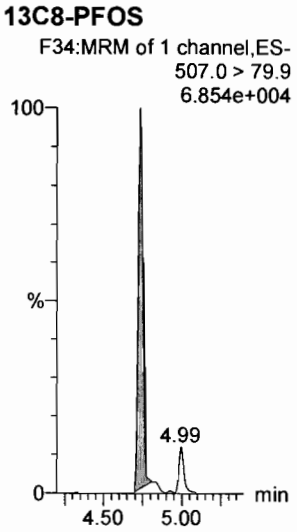

13C2-PFDA

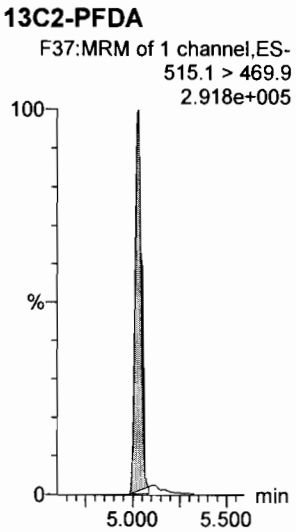

13C2-PFOA

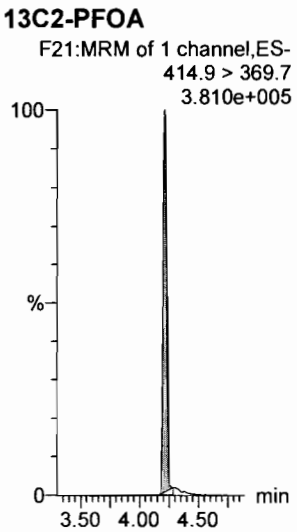

13C2-PFOA

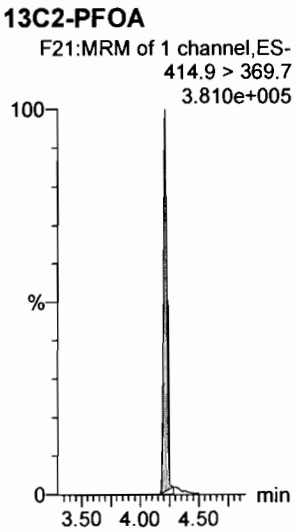

d3-N-MeFOSAA

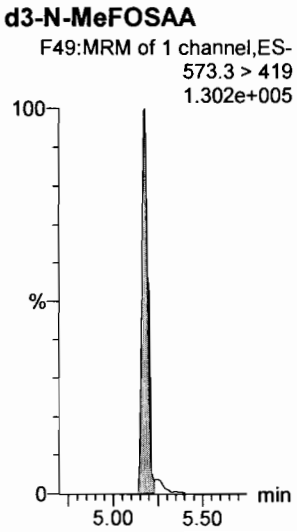

Dataset: F:\Projects\PFAS.PRO\Results\180227M2\180227M2-CRV.qld

Last Altered: Tuesday, February 27, 2018 12:36:37 Pacific Standard Time
Printed: Tuesday, February 27, 2018 12:37:14 Pacific Standard Time

Name: 180226M2_10, Date: 26-Feb-2018, Time: 13:36:32, ID: ST180226M2-9 PFC CS6 18B2320, Description: PFC CS6 18B2320

N-EtFOSAA

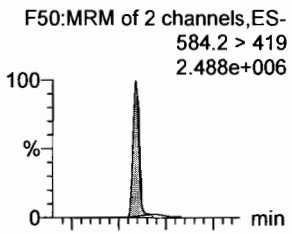

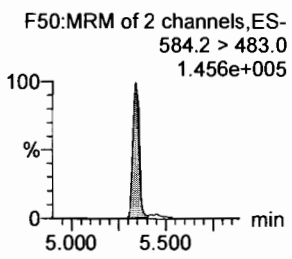

PFDoA

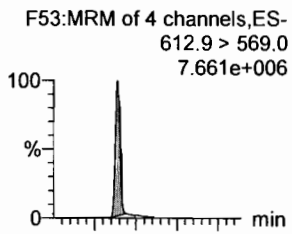

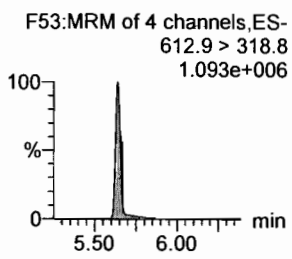

PFDS

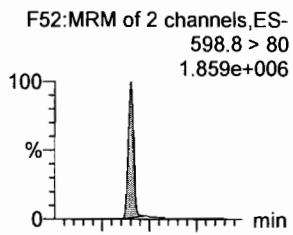

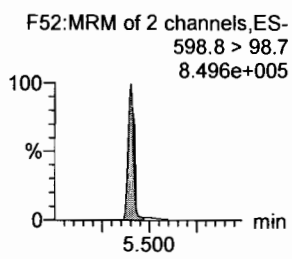

PFUdA

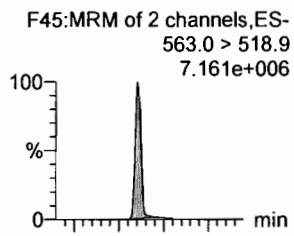

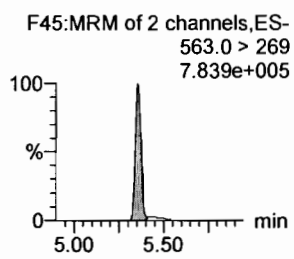

N-MeFOSA

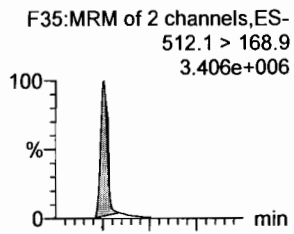

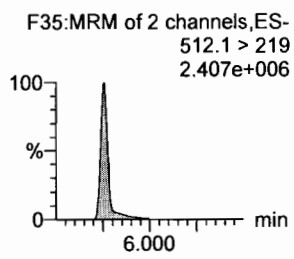

PFTrDA

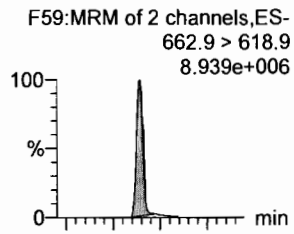

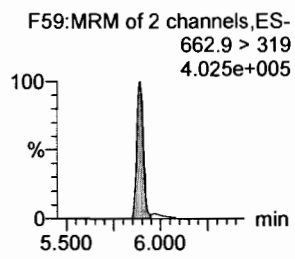

d3-N-MeFOSAA

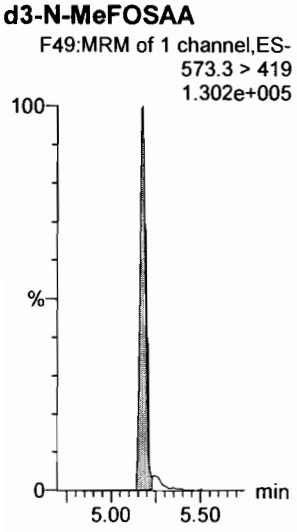

13C2-PFUdA

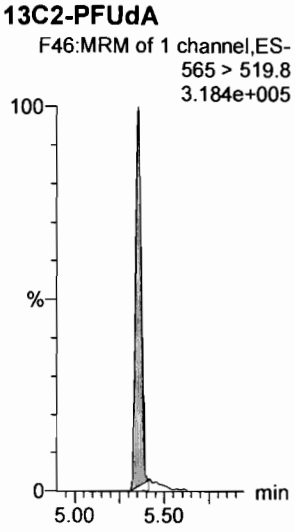

13C2-PFUdA

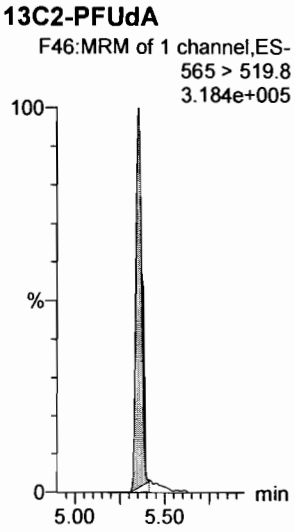

13C2-PFUdA

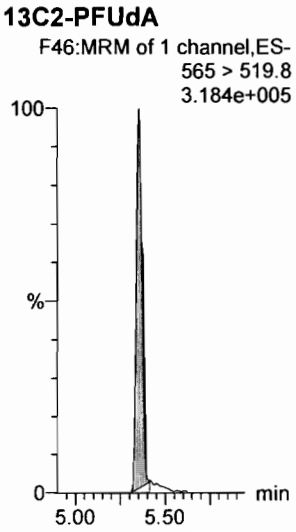

d3-N-MeFOSA

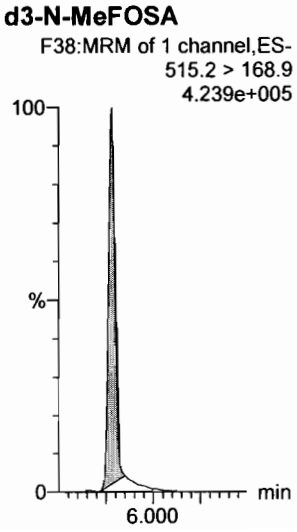

13C2-PFDoA

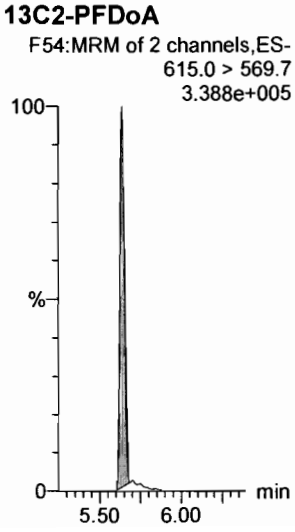

Dataset: F:\Projects\PFAS.PRO\Results\180227M2\180227M2-CRV.qld

Last Altered: Tuesday, February 27, 2018 12:36:37 Pacific Standard Time
Printed: Tuesday, February 27, 2018 12:37:14 Pacific Standard Time

Name: 180226M2_10, Date: 26-Feb-2018, Time: 13:36:32, ID: ST180226M2-9 PFC CS6 18B2320, Description: PFC CS6 18B2320

PFTeDA

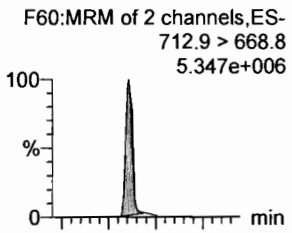

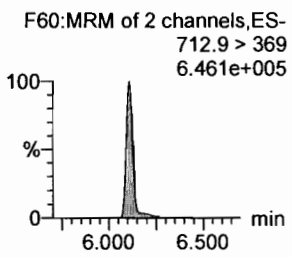

N-EtFOSA

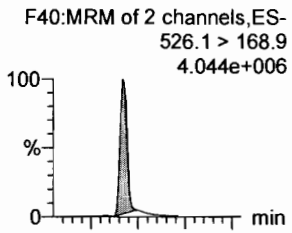

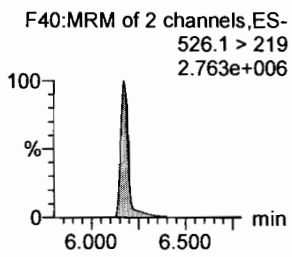

PFHxDA

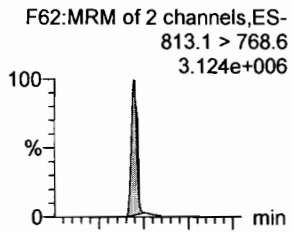

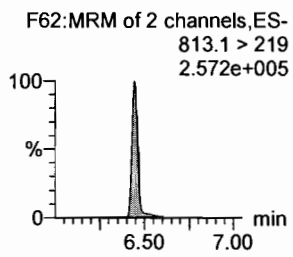

PFODA

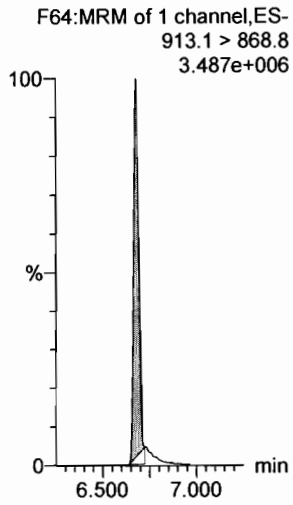

N-MeFOSE

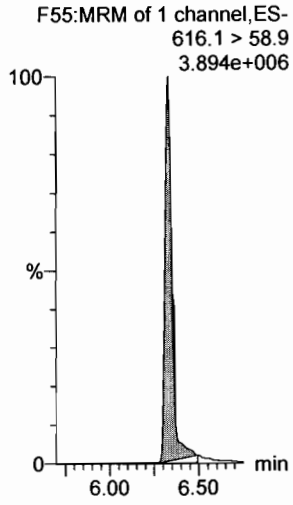

N-EtFOSE

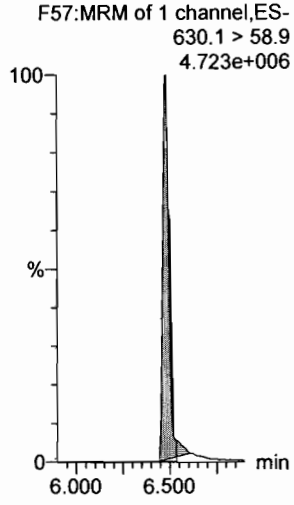

13C2-PFTeDA

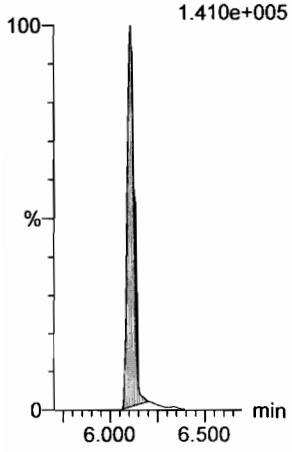

d5-N-ETFOSA

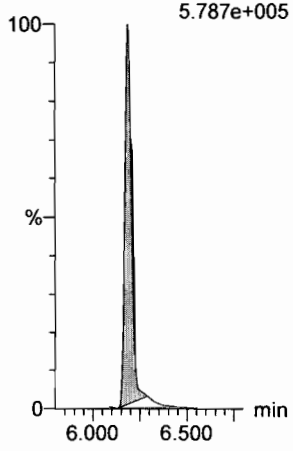

13C2-PFHxDA

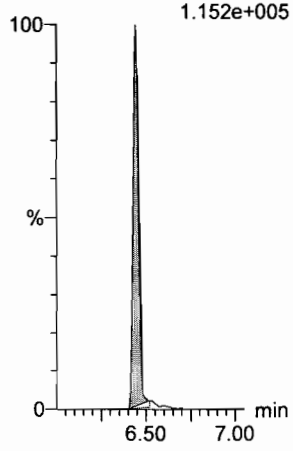

13C2-PFHxDA

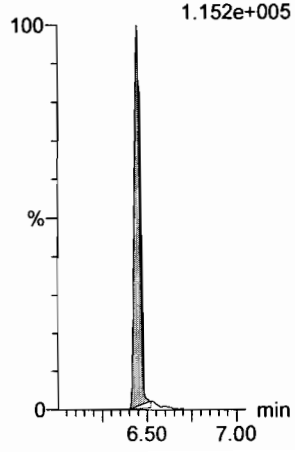

d7-N-MeFOSE

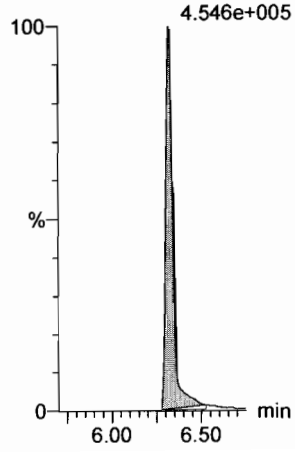

d9-N-EtFOSE

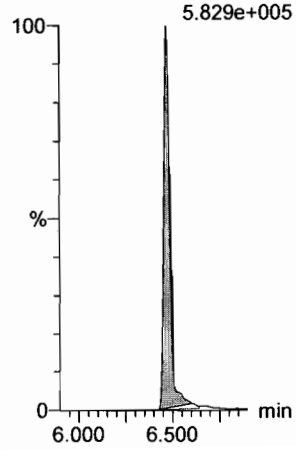

Dataset: F:\Projects\PFAS.PRO\Results\180227M2\180227M2-CRV.qld

Last Altered: Tuesday, February 27, 2018 12:36:37 Pacific Standard Time
Printed: Tuesday, February 27, 2018 12:37:14 Pacific Standard Time

Name: 180226M2_10, Date: 26-Feb-2018, Time: 13:36:32, ID: ST180226M2-9 PFC CS6 18B2320, Description: PFC CS6 18B2320

13C4-PFBA

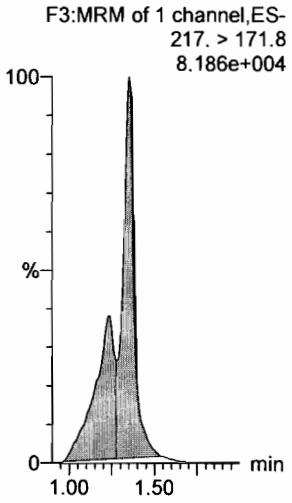

13C5-PFHxA

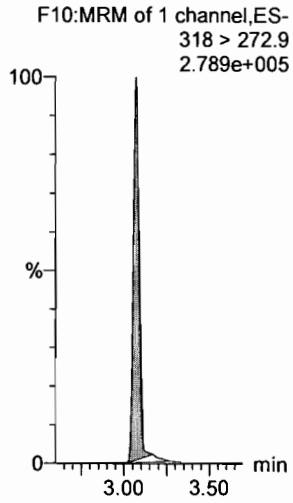

13C3-PFHxS

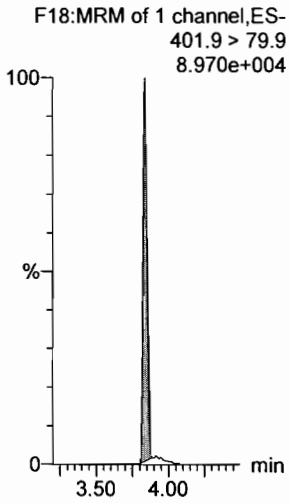

13C8-PFOA

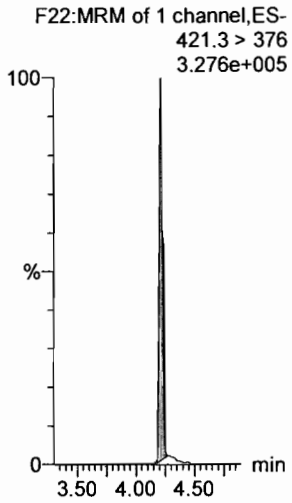

13C9-PFNA

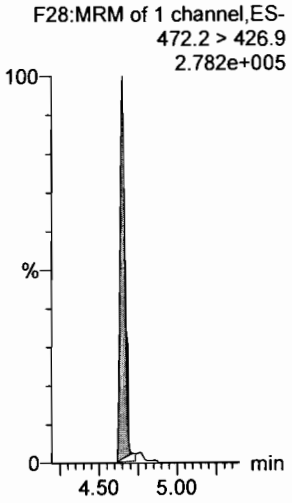

13C4-PFOS

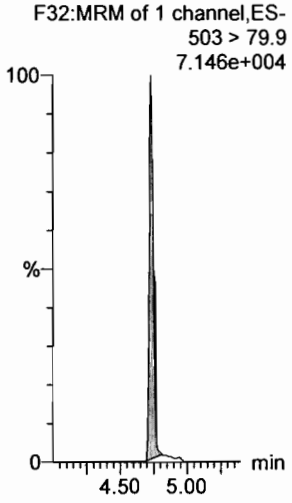

13C6-PFDA

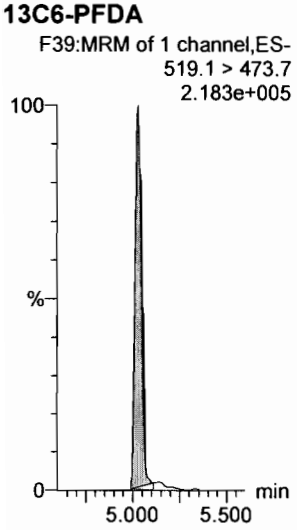

13C7-PFUdA

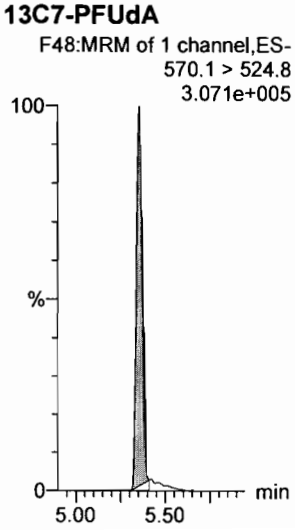

Dataset: F:\Projects\PFAS.PRO\Results\180227M2\180227M2-CRV.qld

Last Altered: Tuesday, February 27, 2018 12:36:37 Pacific Standard Time
Printed: Tuesday, February 27, 2018 12:37:14 Pacific Standard Time

Name: 180226M2_11, Date: 26-Feb-2018, Time: 13:48:00, ID: ST180226M2-10 PFC CS7 18B2321, Description: PFC CS7 18B2321

PFBA
F1:MRM of 1 channel,ES-
213.0 > 168.8
3.274e+006

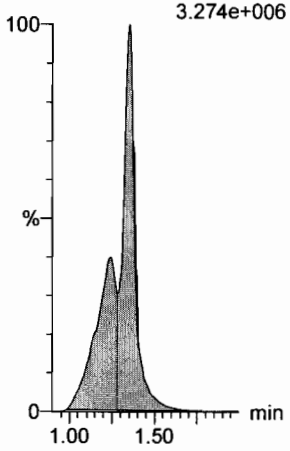

PFPeA
F4:MRM of 1 channel,ES-
263.1 > 218.9
8.563e+006

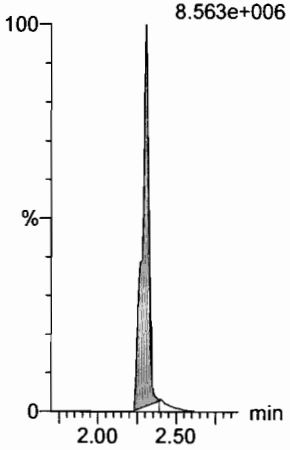

PFBS
F6:MRM of 2 channels,ES-
299.0 > 79.7
1.752e+006

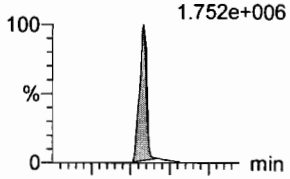

F6:MRM of 2 channels,ES-
299.0 > 99.0
8.242e+005

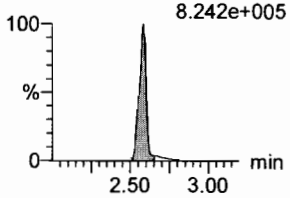

4:2 FTS
F11:MRM of 2 channels,ES-
327.2 > 307.2
1.623e+006

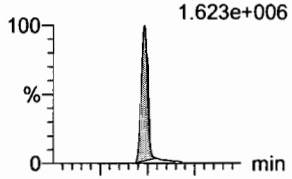

F11:MRM of 2 channels,ES-
327.2 > 81.1
1.481e+006

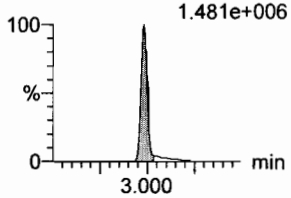

PFHxA
F8:MRM of 2 channels,ES-
313.2 > 268.9
1.161e+007

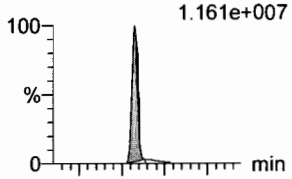

F8:MRM of 2 channels,ES-
313.2 > 119
8.413e+004

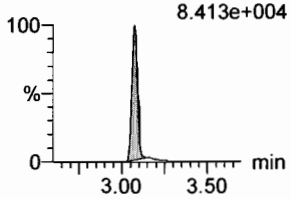

PFPeS
F14:MRM of 2 channels,ES-
349.1 > 80.1
2.563e+006

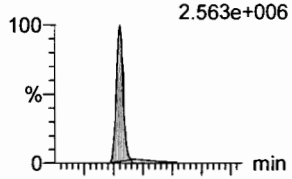

F14:MRM of 2 channels,ES-
349.1 > 99
1.434e+006

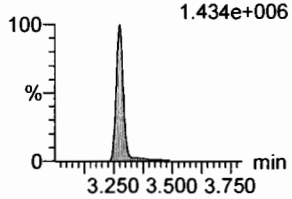

13C3-PFBA
F2:MRM of 1 channel,ES-
216.1 > 171.8
7.378e+004

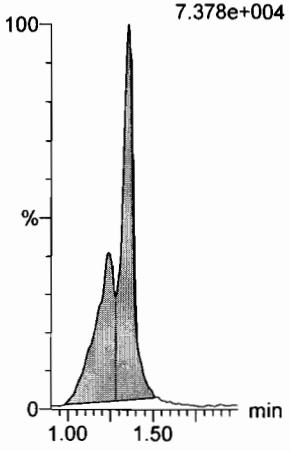

13C3-PFPeA
F5:MRM of 1 channel,ES-
266. > 221.8
2.070e+005

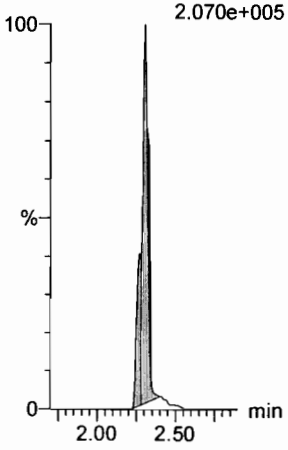

13C3-PFBS
F7:MRM of 1 channel,ES-
302. > 98.8
2.789e+004

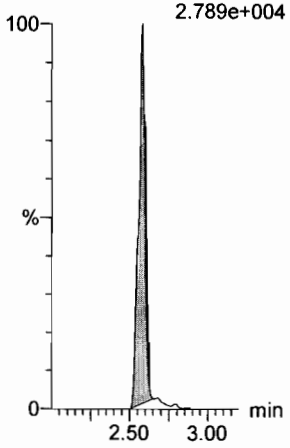

13C3-PFBS
F7:MRM of 1 channel,ES-
302. > 98.8
2.789e+004

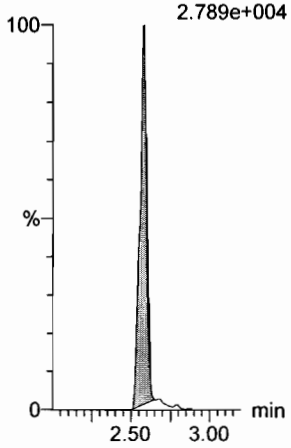

13C2-PFHxA
F9:MRM of 1 channel,ES-
315 > 269.8
8.518e+004

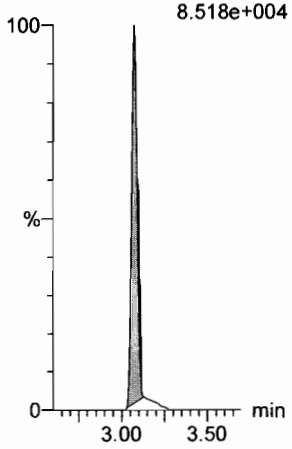

13C3-PFBS
F7:MRM of 1 channel,ES-
302. > 98.8
2.789e+004

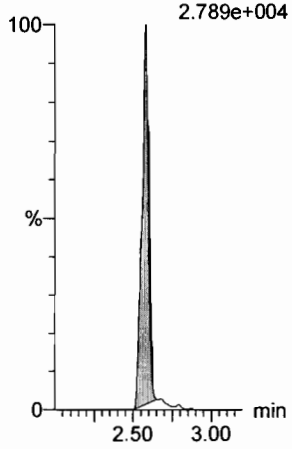

Dataset: F:\Projects\PFAS.PRO\Results\180227M2\180227M2-CRV.qld

Last Altered: Tuesday, February 27, 2018 12:36:37 Pacific Standard Time
Printed: Tuesday, February 27, 2018 12:37:14 Pacific Standard Time

Name: 180226M2_11, Date: 26-Feb-2018, Time: 13:48:00, ID: ST180226M2-10 PFC CS7 18B2321, Description: PFC CS7 18B2321

6:2 FTS

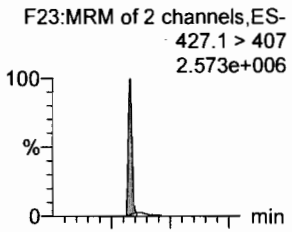

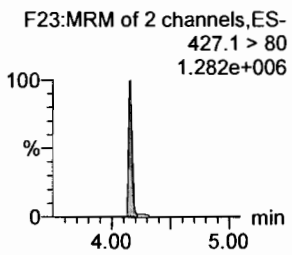

PFHpA

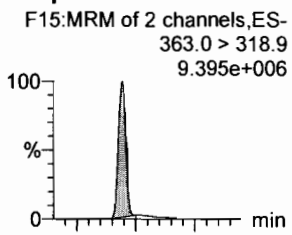

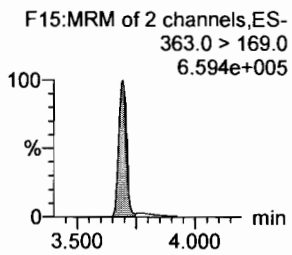

L-PFHxS

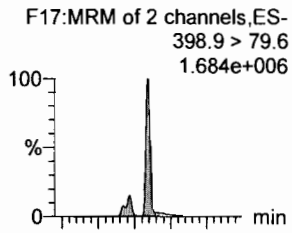

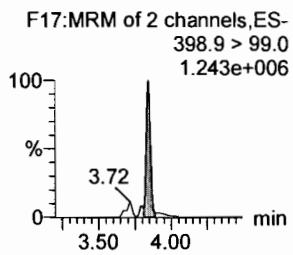

L-PFOA

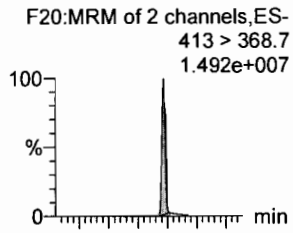

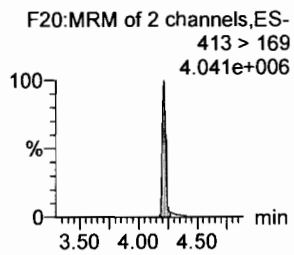

PFHpS

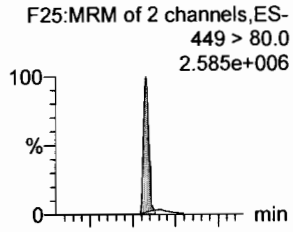

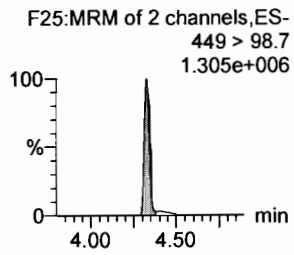

PFNA

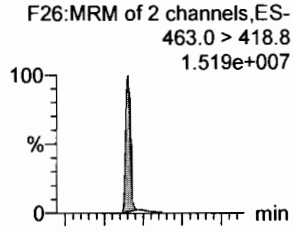

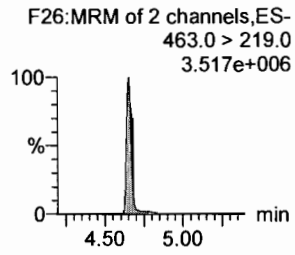

18O2-PFHxS

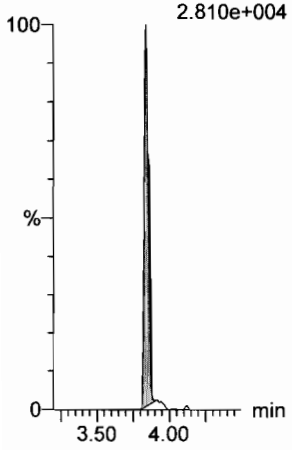

13C4-PFHpA

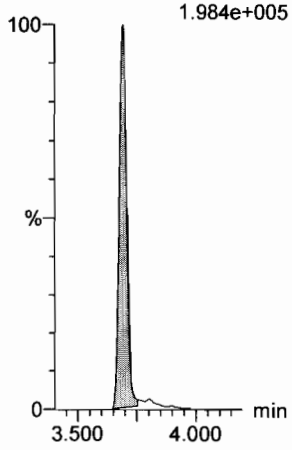

13C2-PFOA

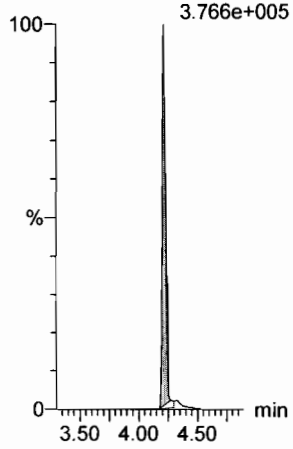

13C2-PFOA

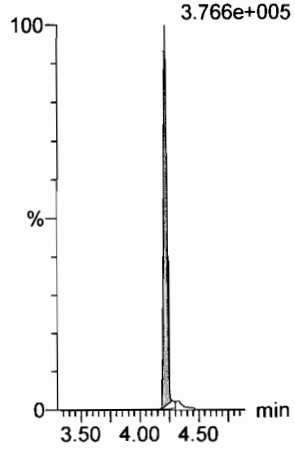

13C2-PFOA

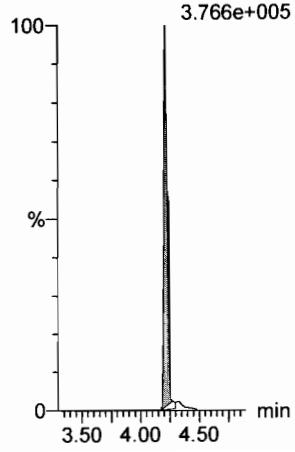

13C5-PFNA

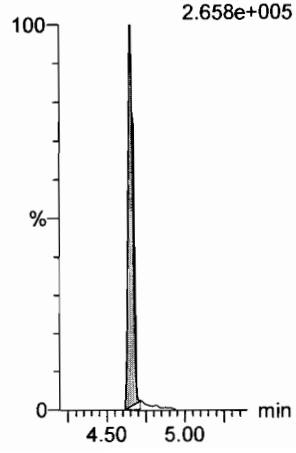

Dataset: F:\Projects\PFAS.PRO\Results\180227M2\180227M2-CRV.qld

Last Altered: Tuesday, February 27, 2018 12:40:46 Pacific Standard Time
Printed: Tuesday, February 27, 2018 12:42:20 Pacific Standard Time

Name: 180226M2_11, Date: 26-Feb-2018, Time: 13:48:00, ID: ST180226M2-10 PFC CS7 18B2321, Description: PFC CS7 18B2321

PFOSA

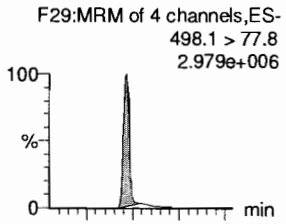

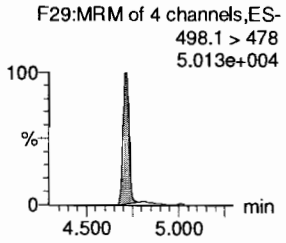

L-PFOS

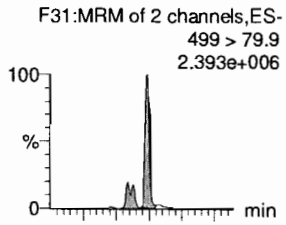

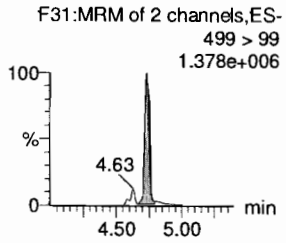

PFDA

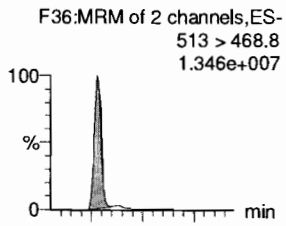

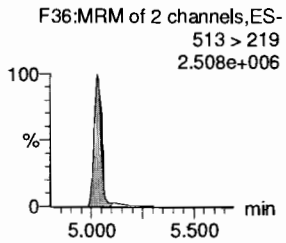

8:2 FTS

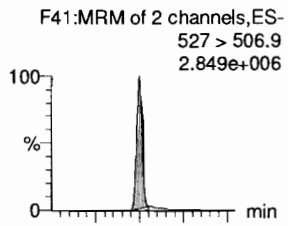

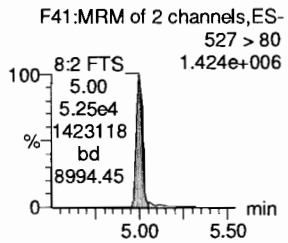

PFNS

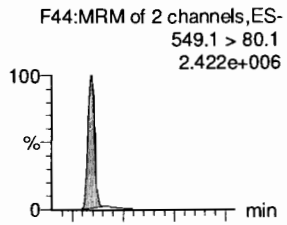

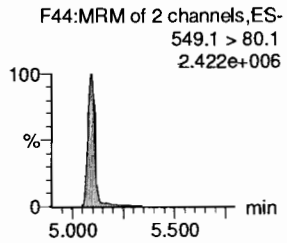

N-MeFOSAA

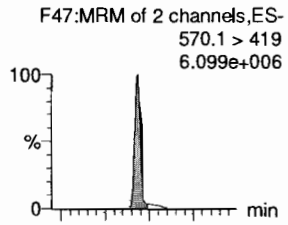

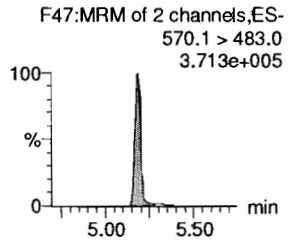

13C8-PFOSA

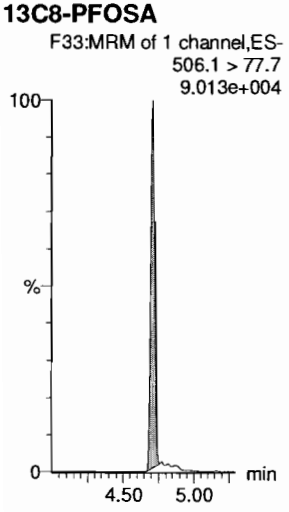

13C8-PFOS

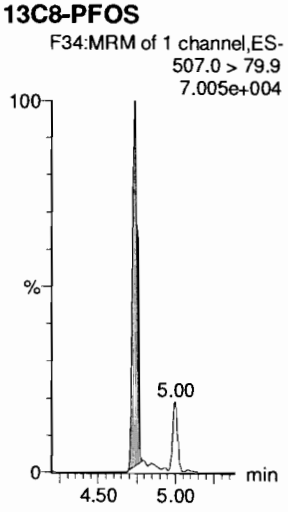

13C2-PFDA

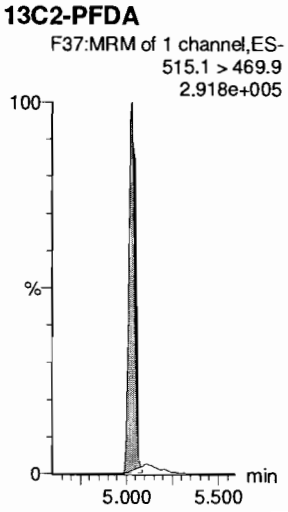

13C2-PFOA

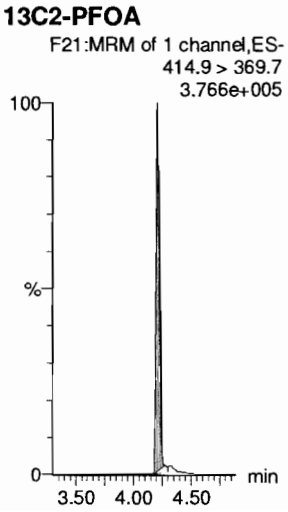

13C2-PFOA

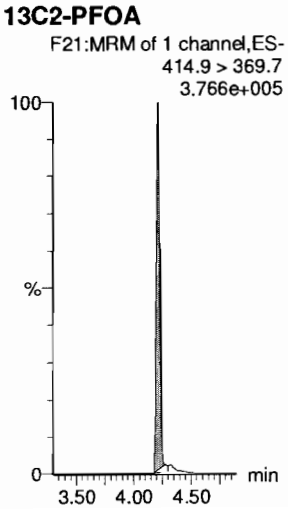

d3-N-MeFOSAA

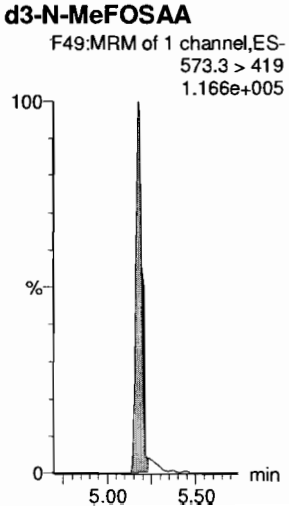

Dataset: F:\Projects\PFAS.PRO\Results\180227M2\180227M2-CRV.qld

Last Altered: Tuesday, February 27, 2018 12:36:37 Pacific Standard Time
Printed: Tuesday, February 27, 2018 12:37:14 Pacific Standard Time

Name: 180226M2_11, Date: 26-Feb-2018, Time: 13:48:00, ID: ST180226M2-10 PFC CS7 18B2321, Description: PFC CS7 18B2321

N-EtFOSAA
F50:MRM of 2 channels,ES-
584.2 > 419
4.590e+006

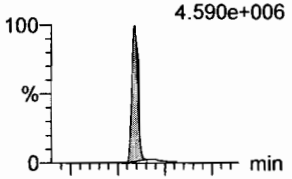

F50:MRM of 2 channels,ES-
584.2 > 483.0
2.769e+005

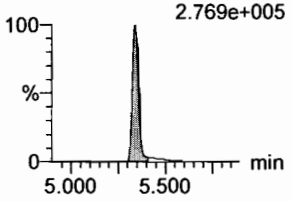

PFDoA
F53:MRM of 4 channels,ES-
612.9 > 569.0
1.168e+007

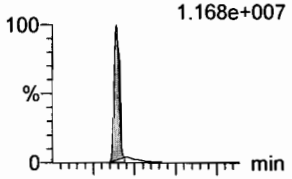

F53:MRM of 4 channels,ES-
612.9 > 318.8
2.034e+006

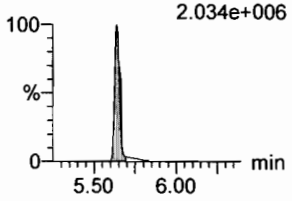

PFDS
F52:MRM of 2 channels,ES-
598.8 > 80
3.445e+006

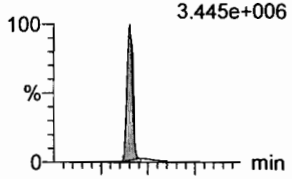

F52:MRM of 2 channels,ES-
598.8 > 98.7
1.516e+006

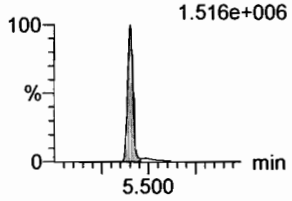

PFUdA
F45:MRM of 2 channels,ES-
563.0 > 518.9
1.162e+007

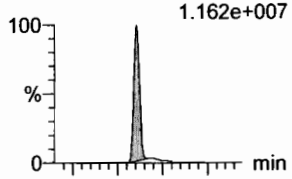

F45:MRM of 2 channels,ES-
563.0 > 269
1.319e+006

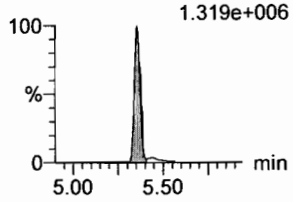

N-MeFOSA
F35:MRM of 2 channels,ES-
512.1 > 168.9
6.054e+006

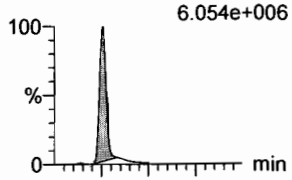

F35:MRM of 2 channels,ES-
512.1 > 219
4.339e+006

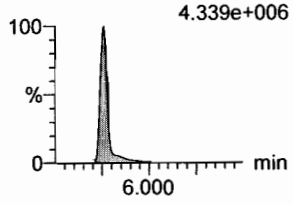

PFTrDA
F59:MRM of 2 channels,ES-
662.9 > 618.9
1.755e+007

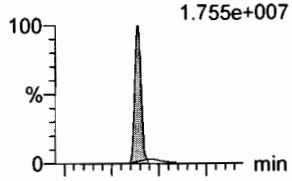

F59:MRM of 2 channels,ES-
662.9 > 319
6.587e+005

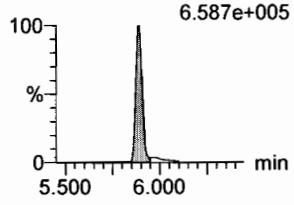

d3-N-MeFOSAA
F49:MRM of 1 channel,ES-
573.3 > 419
1.166e+005

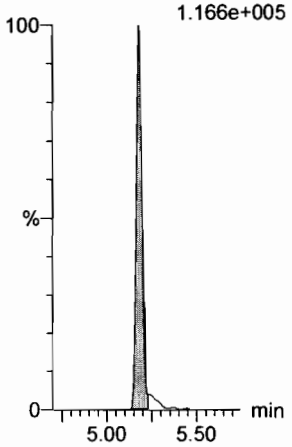

13C2-PFUdA
F46:MRM of 1 channel,ES-
565 > 519.8
2.958e+005

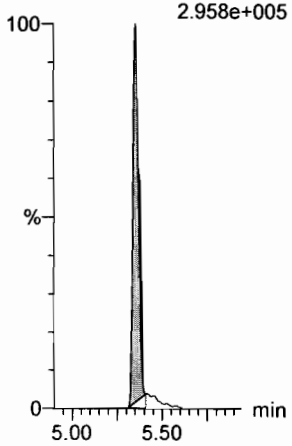

13C2-PFUdA
F46:MRM of 1 channel,ES-
565 > 519.8
2.958e+005

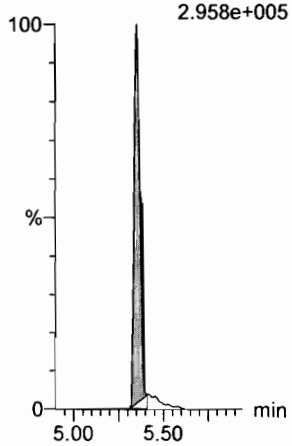

13C2-PFUdA
F46:MRM of 1 channel,ES-
565 > 519.8
2.958e+005

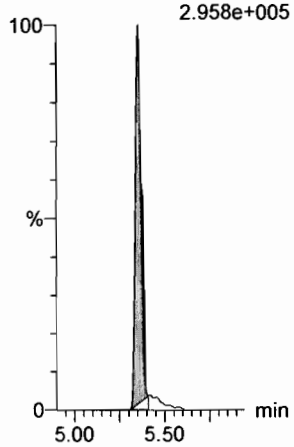

d3-N-MeFOSA
F38:MRM of 1 channel,ES-
515.2 > 168.9
4.100e+005

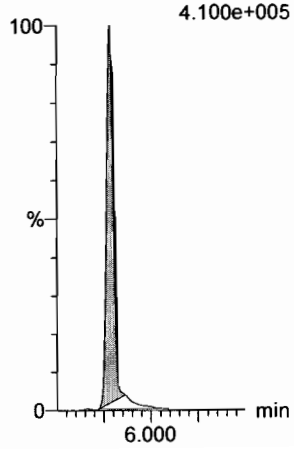

13C2-PFDoA
F54:MRM of 2 channels,ES-
615.0 > 569.7
3.217e+005

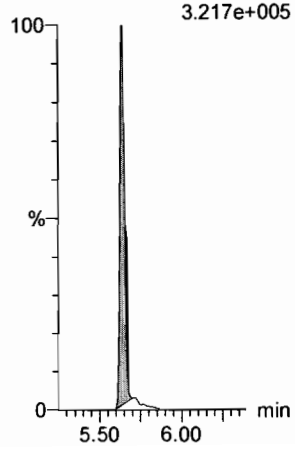

Dataset: F:\Projects\PFAS.PRO\Results\180227M2\180227M2-CRV.qld

Last Altered: Tuesday, February 27, 2018 12:36:37 Pacific Standard Time
Printed: Tuesday, February 27, 2018 12:37:14 Pacific Standard Time

Name: 180226M2_11, Date: 26-Feb-2018, Time: 13:48:00, ID: ST180226M2-10 PFC CS7 18B2321, Description: PFC CS7 18B2321

PFTeDA

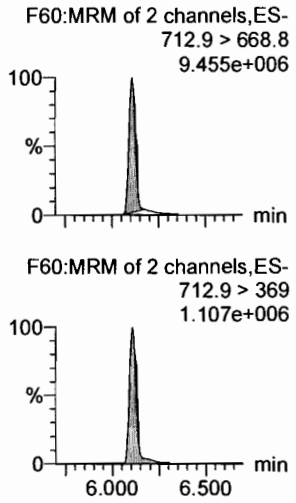

N-EtFOSA

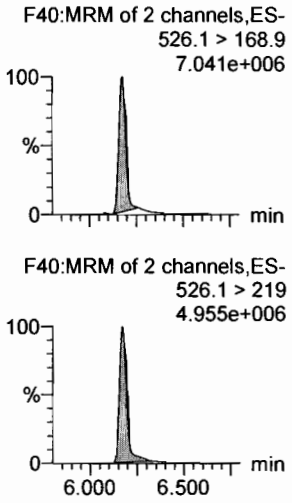

PFHxDA

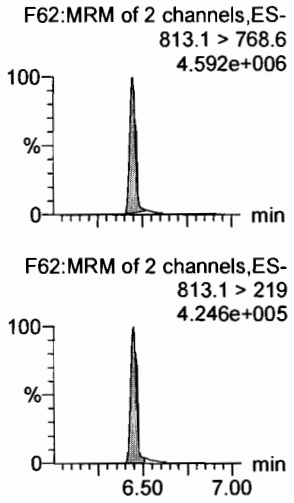

PFODA

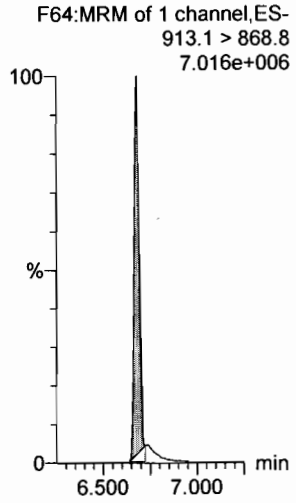

N-MeFOSE

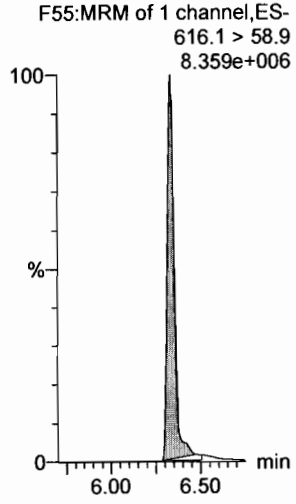

N-EtFOSE

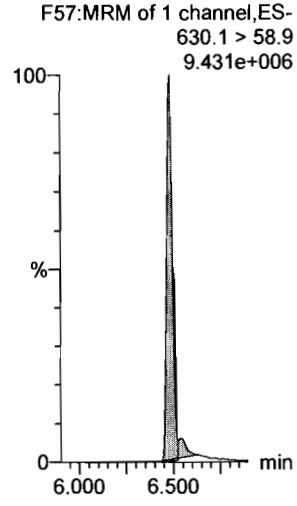

13C2-PFTeDA

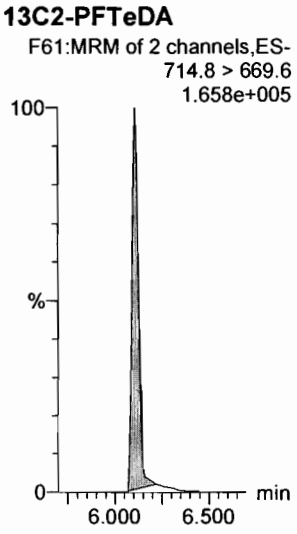

d5-N-ETFOSA

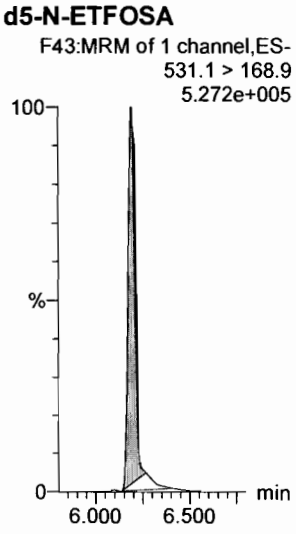

13C2-PFHxDA



13C2-PFHxDA

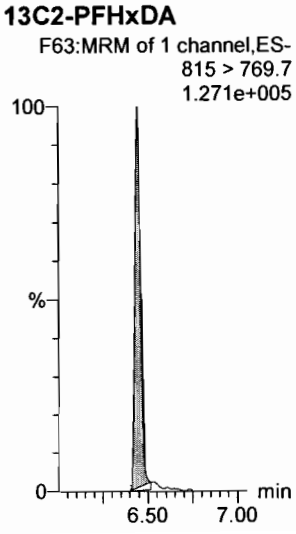

d7-N-MeFOSE

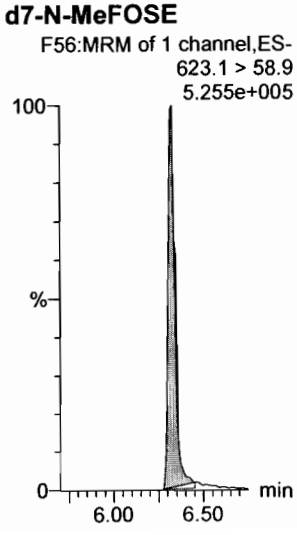

d9-N-EtFOSE

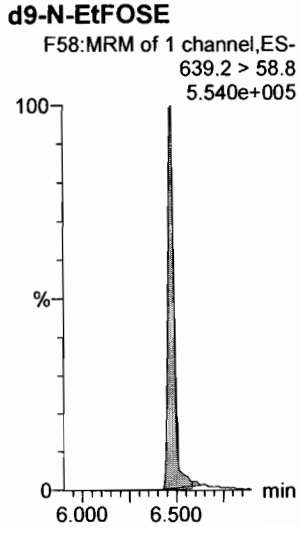

Dataset: F:\Projects\PFAS.PRO\Results\180227M2\180227M2-CRV.qld

Last Altered: Tuesday, February 27, 2018 12:36:37 Pacific Standard Time
Printed: Tuesday, February 27, 2018 12:37:14 Pacific Standard Time

Name: 180226M2_11, Date: 26-Feb-2018, Time: 13:48:00, ID: ST180226M2-10 PFC CS7 18B2321, Description: PFC CS7 18B2321

13C4-PFBA

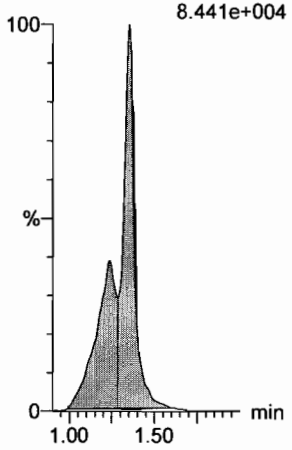

13C5-PFHxA

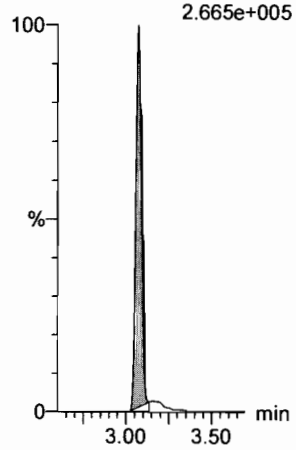

13C3-PFHxS

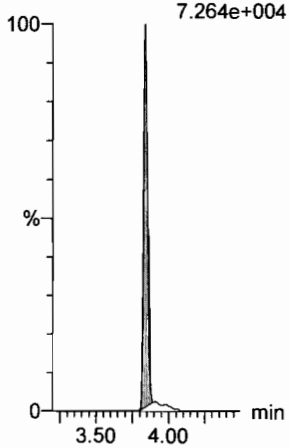

13C8-PFOA

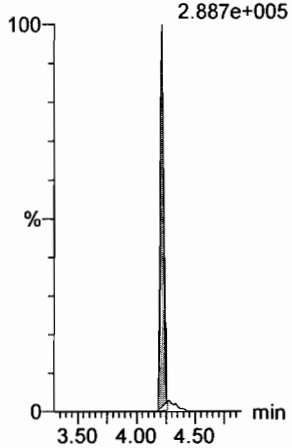

13C9-PFNA

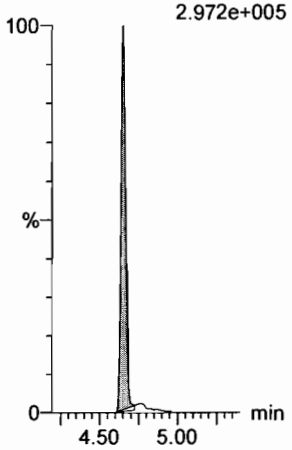

13C4-PFOS

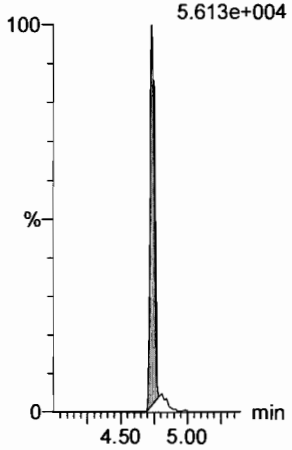

13C6-PFDA

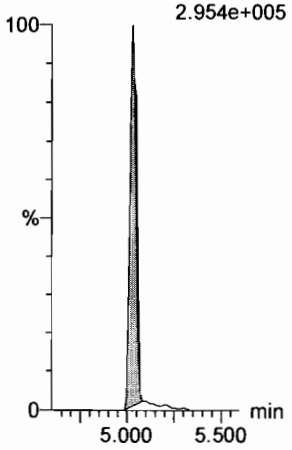

13C7-PFUdA

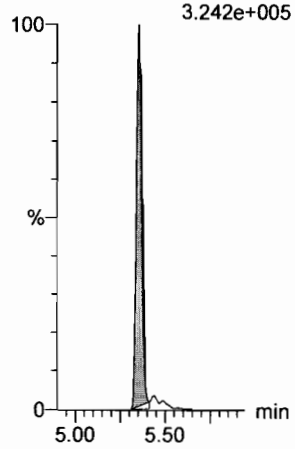

Vista Analytical Laboratory

Dataset: F:\Projects\PFAS.PRO\Results\180226M2\180226M2-13.qld

Last Altered: Wednesday, February 28, 2018 09:13:46 Pacific Standard Time
Printed: Wednesday, February 28, 2018 09:14:06 Pacific Standard Time

✓JA. 02/28/2018

(A) Not in ICV.

Method: F:\Projects\PFAS.PRO\MethDB\PFAS_FULL_80C_022618.mdb 27 Feb 2018 13:06:57
Calibration: F:\Projects\PFAS.PRO\CurveDB\C18_VAL-PFAS_Q4_02-26-18-FULL.cdb 27 Feb 2018 13:19:48

Name: 180226M2_13, Date: 26-Feb-2018, Time: 14:10:59, ID: ICV180226M2-1 PFC ICV 18B2311, Description: PFC ICV 18B2311

	#	Name	Trace	Area	IS Area	RRF	Pred.RT	RT	y Axis Resp.	Conc.	%Rec	Recovery Out
1	1	PFBA	213.0 > 168.8	6.42e3	7.44e3		1.46	1.35	10.8	9.19	91.9	NO
2	2	PFPeA	263.1 > 218.9	7.92e3	1.06e4		2.31	2.31	9.35	9.39	93.9	NO
3	3	PFBS	299.0 > 79.7	1.59e3	1.37e3		2.60	2.58	14.4	8.12	81.2	NO
4	4	4:2 FTS	327.2>307.2	1.64e3	1.37e3		3.00	2.98	14.9	9.91	99.1	NO
5	5	PFHxA	313.2 > 268.9	9.53e3	3.33e3		3.19	3.07	14.3	9.73	97.3	NO
6	6	PFPeS	349.1>80.1	1.85e3	1.37e3		3.39	3.27	16.8	9.49	94.9	NO
7	7	PFHpA	363.0 > 318.9	8.15e3	7.78e3		3.81	3.69	13.1	10.0	100.0	NO
8	8	L-PFHxS	398.9 > 79.6	1.30e3	9.66e2		4.17	3.84	16.9	9.22	92.2	NO
9	10	6:2 FTS	427.1 > 407	2.19e3	1.31e4		4.28	4.16	2.09	8.41	84.1	NO
10	11	L-PFOA	413 > 368.7	8.86e3	1.31e4		4.40	4.22	8.46	8.79	87.9	NO
11	13	PFHpS	449 > 80.0	2.09e3	1.31e4		4.44	4.33	2.00	7.87	78.7	NO
12	14	PFNA	463.0 > 418.8	1.12e4	1.13e4		4.76	4.65	12.3	8.84	88.4	NO
13	15	PFOSA	498.1 > 77.8	2.29e3	2.78e3		4.83	4.71	10.3	10.5	104.5	NO
14	16	L-PFOS	499 > 79.9	2.09e3	3.07e3		4.69	4.73	8.52	7.60	76.0	NO
15	18	PFDA	513 > 468.8	8.89e3	1.10e4		5.14	5.03	10.1	7.20	72.0	NO
16	19	8:2 FTS	527 > 506.9	1.88e3	1.31e4		5.12	5.00	1.79	7.01	70.1	NO
17	20	PFNS	549.1>80.1	1.68e3	3.07e3		5.08	5.10	6.83	7.31	73.1	NO
18	21	N-MeFOSAA	570.1 > 419	5.03e3	4.97e3		5.29	5.18	12.7	9.48	94.8	NO
19	22	N-EtFOSAA	584.2 > 419	4.05e3	4.97e3		5.45	5.34	10.2	10.0	100.4	NO
20	23	PFUdA	563.0 > 518.9	1.08e4	1.37e4		5.46	5.36	9.82	7.93	79.3	NO
21	24	PFDS	598.8 > 80	2.42e3	1.37e4		5.51	5.41	2.21	7.15	71.5	NO
22	25	PFDoA	612.9 > 569.0	9.48e3	1.37e4		5.74	5.64	8.66	7.08	70.8	NO
23	26	N-MeFOSA	512.1 > 168.9		1.77e4		5.84					NO
24	27	PFTrDA	662.9 > 618.9	1.40e4	9.86e3		5.98	5.89	17.8	11.8	118.4	NO
25	28	PFTeDA	712.9 > 668.8	9.87e3	5.67e3		6.20	6.11	21.8	10.1	100.8	NO
26	29	N-EtFOSA	526.1 > 168.9		2.81e4		6.22					NO
27	30	PFHxDA	813.1 > 768.6		4.46e3		6.51					NO
28	31	PFODA	913.1 > 868.8		4.46e3		6.74					NO
29	32	N-MeFOSE	616.1 > 58.9		2.54e4		6.31					NO
30	33	N-EtFOSE	630.1 > 58.9		2.25e4		6.45					NO
31	34	13C3-PFBA	216.1 > 171.8	7.44e3	8.18e3	0.884	1.46	1.35	11.4	12.9	102.9	NO
32	35	13C3-PFPeA	266. > 221.8	1.06e4	1.17e4	0.940	2.42	2.31	11.4	12.1	96.7	NO

(A) (A) (A)

JM 2/28/18

Vista Analytical Laboratory

Dataset: F:\Projects\PFAS.PRO\Results\180226M2\180226M2-13.qld

Last Altered: Wednesday, February 28, 2018 09:13:46 Pacific Standard Time
Printed: Wednesday, February 28, 2018 09:14:06 Pacific Standard Time

Name: 180226M2_13, Date: 26-Feb-2018, Time: 14:10:59, ID: ICV180226M2-1 PFC ICV 18B2311, Description: PFC ICV 18B2311

	#	Name	Trace	Area	IS Area	RRF	Pred.RT	RT	y Axis Resp.	Conc.	%Rec	Recovery Out
33	36	13C3-PFBS	302. > 98.8	1.37e3	1.17e4	0.126	2.69	2.58	1.47	11.7	93.5	NO
34	37	13C2-PFHxA	315 > 269.8	3.33e3	1.17e4	0.758	3.19	3.07	3.57	4.71	94.2	NO
35	38	13C4-PFHpA	367.2 > 321.8	7.78e3	1.17e4	0.721	3.81	3.69	8.34	11.6	92.6	NO
36	39	18O2-PFHxS	403.0 > 102.6	9.66e2	2.54e3	0.368	3.96	3.84	4.76	13.0	103.6	NO
37	40	13C2-PFOA	414.9 > 369.7	1.31e4	9.83e3	1.223	4.33	4.21	16.7	13.6	108.9	NO
38	41	13C5-PFNA	468.2 > 422.9	1.13e4	1.21e4	0.947	4.76	4.65	11.7	12.3	98.6	NO
39	42	13C8-PFOSA	506.1 > 77.7	2.78e3	1.36e4	0.245	4.83	4.71	2.55	10.4	83.3	NO
40	43	13C8-PFOS	507.0 > 79.9	3.07e3	2.64e3	1.066	4.84	4.74	14.5	13.6	108.9	NO
41	44	13C2-PFDA	515.1 > 469.9	1.10e4	1.17e4	1.033	5.14	5.03	11.7	11.3	90.4	NO
42	45	d3-N-MeFOSAA	573.3 > 419	4.97e3	1.36e4	0.376	5.29	5.18	4.57	12.2	97.2	NO
43	46	d5-N-EtFOSAA	589.3 > 419	4.85e3	1.36e4	0.391	5.45	5.34	4.45	11.4	91.0	NO
44	47	13C2-PFUdA	565 > 519.8	1.37e4	1.36e4	0.923	5.46	5.36	12.6	13.6	109.0	NO
45	48	13C2-PFDoA	615.0 > 569.7	9.86e3	1.36e4	0.834	5.74	5.64	9.05	10.9	86.9	NO
46	49	d3-N-MeFOSA	515.2 > 168.9	1.77e4	1.36e4	0.109	5.84	5.78	16.3	149	99.6	NO
47	50	13C2-PFTeDA	714.8 > 669.6	5.67e3	1.36e4	0.404	6.20	6.11	5.21	12.9	103.2	NO
48	51	d5-N-ETFOSA	531.1 > 168.9	2.81e4	1.36e4	0.163	6.22	6.19	25.8	158	105.3	NO
49	52	13C2-PFHxDA	815 > 769.7	4.46e3	1.36e4	0.645	6.51	6.44	4.09	6.34	126.9	NO
50	53	d7-N-MeFOSE	623.1 > 58.9	2.54e4	1.36e4	0.141	6.31	6.33	23.4	166	110.5	NO
51	54	d9-N-EtFOSE	639.2 > 58.8	2.25e4	1.36e4	0.135	6.45	6.47	20.7	154	102.4	NO
52	55	13C4-PFBA	217. > 171.8	8.18e3	8.18e3	1.000	1.46	1.35	12.5	12.5	100.0	NO
53	56	13C5-PFHxA	318 > 272.9	1.17e4	1.17e4	1.000	3.19	3.07	12.5	12.5	100.0	NO
54	57	13C3-PFHxS	401.9 > 79.9	2.54e3	2.54e3	1.000	3.96	3.84	12.5	12.5	100.0	NO
55	58	13C8-PFOA	421.3 > 376	9.83e3	9.83e3	1.000	4.33	4.21	12.5	12.5	100.0	NO
56	59	13C9-PFNA	472.2 > 426.9	1.21e4	1.21e4	1.000	4.70	4.65	12.5	12.5	100.0	NO
57	60	13C4-PFOS	503 > 79.9	2.64e3	2.64e3	1.000	4.84	4.73	12.5	12.5	100.0	NO
58	61	13C6-PFDA	519.1 > 473.7	1.17e4	1.17e4	1.000	5.14	5.03	12.5	12.5	100.0	NO
59	62	13C7-PFUdA	570.1 > 524.8	1.36e4	1.36e4	1.000	5.46	5.36	12.5	12.5	100.0	NO

Vista Analytical Laboratory

Dataset: F:\Projects\PFAS.PRO\Results\180226M2\180226M2-13.qld

Last Altered: Wednesday, February 28, 2018 09:13:46 Pacific Standard Time
Printed: Wednesday, February 28, 2018 09:14:06 Pacific Standard Time

Method: F:\Projects\PFAS.PRO\MethDB\PFAS_FULL_80C_022618.mdb 27 Feb 2018 13:06:57
Calibration: F:\Projects\PFAS.PRO\CurveDB\C18_VAL-PFAS_Q4_02-26-18-FULL.cdb 27 Feb 2018 13:19:48

Name: 180226M2_13, Date: 26-Feb-2018, Time: 14:10:59, ID: ICV180226M2-1 PFC ICV 18B2311, Description: PFC ICV 18B2311

PFBA

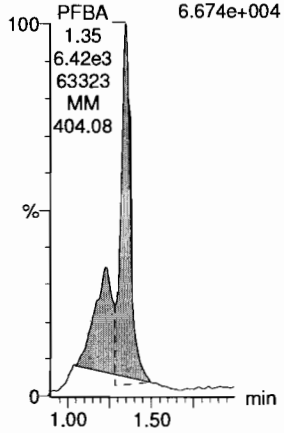

PFPeA



PFBS

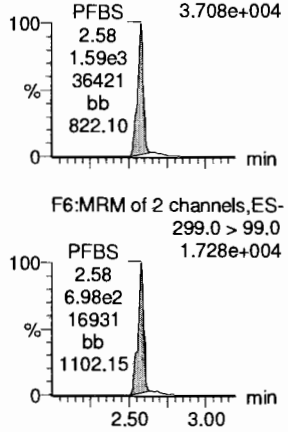

4:2 FTS

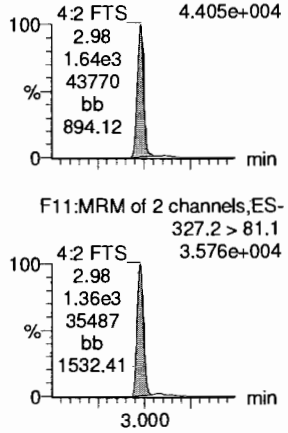

PFHxA

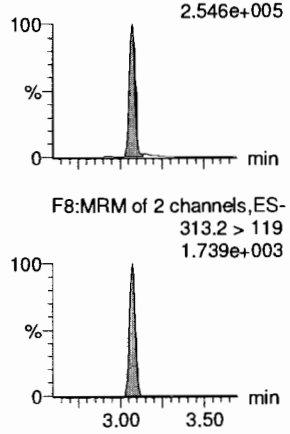

PFPeS

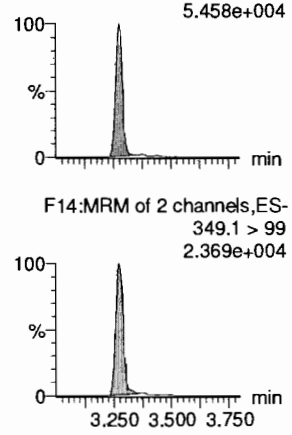

13C3-PFBA

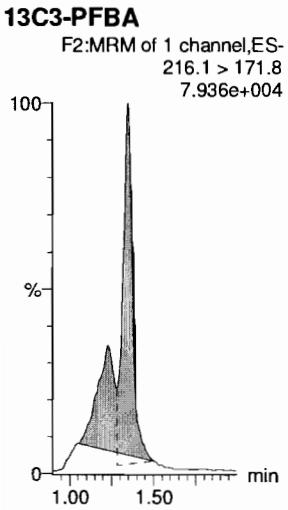

13C3-PFPeA

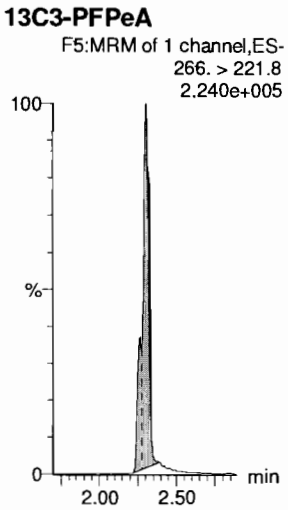

13C3-PFBS

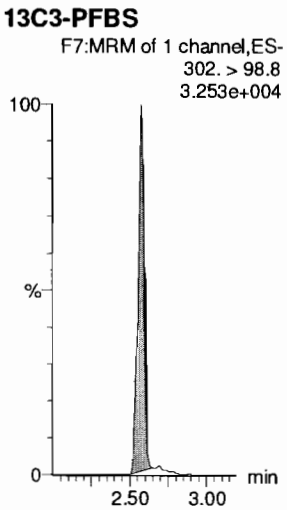

13C3-PFBS

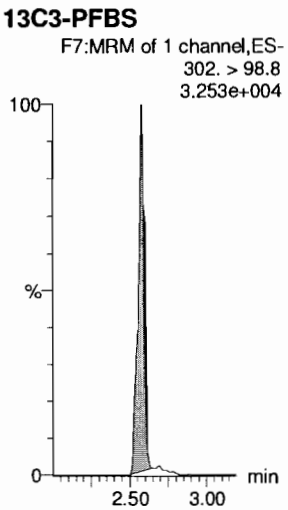

13C2-PFHxA

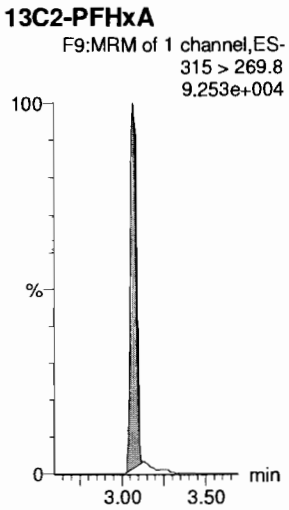

13C3-PFBS

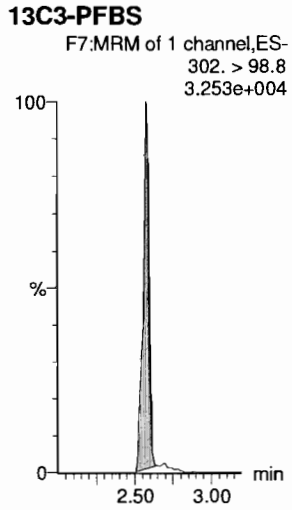

Vista Analytical Laboratory

Dataset: F:\Projects\PFAS.PRO\Results\180226M2\180226M2-13.qld

Last Altered: Wednesday, February 28, 2018 09:13:46 Pacific Standard Time
Printed: Wednesday, February 28, 2018 09:14:06 Pacific Standard Time

Name: 180226M2_13, Date: 26-Feb-2018, Time: 14:10:59, ID: ICV180226M2-1 PFC ICV 18B2311, Description: PFC ICV 18B2311

6:2 FTS

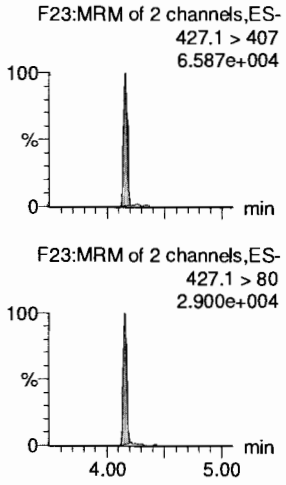

PFHpA

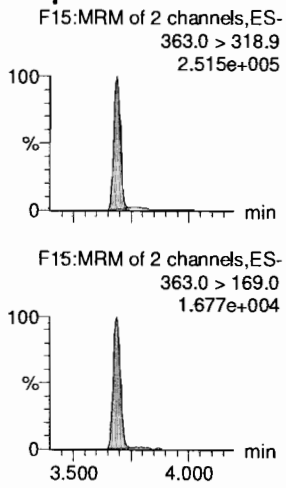

L-PFHxS

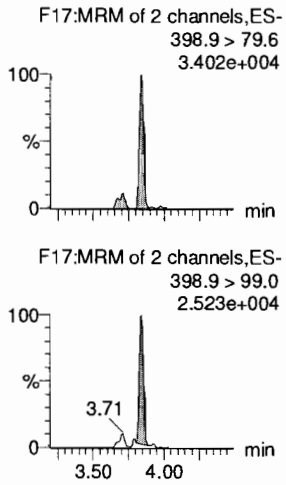

L-PFOA

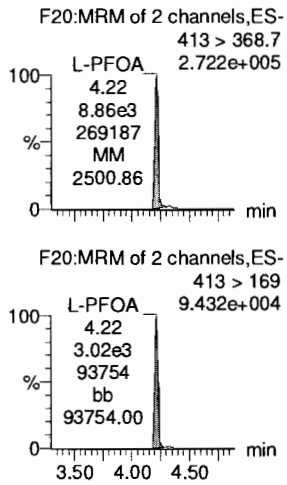

PFHpS

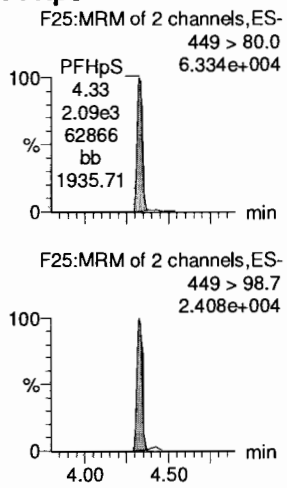

PFNA

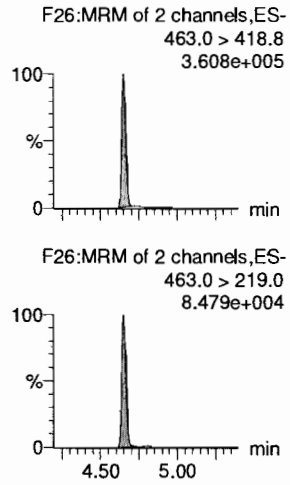

18O2-PFHxS

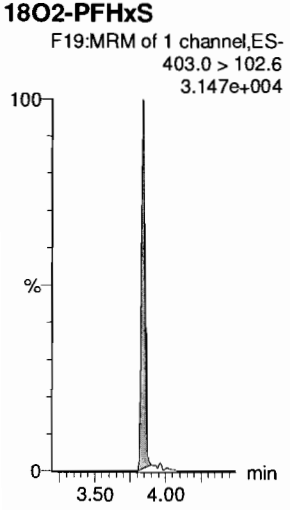

13C4-PFHpA

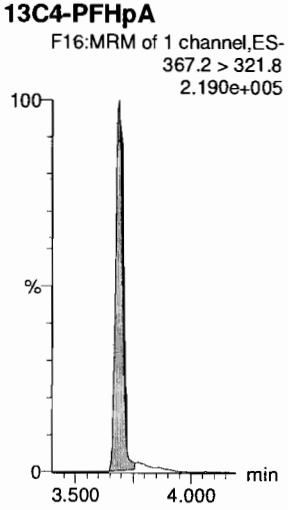

13C2-PFOA



13C2-PFOA

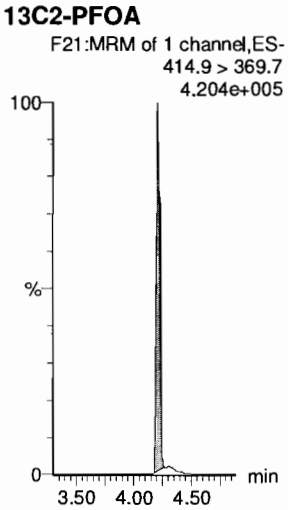

13C2-PFOA

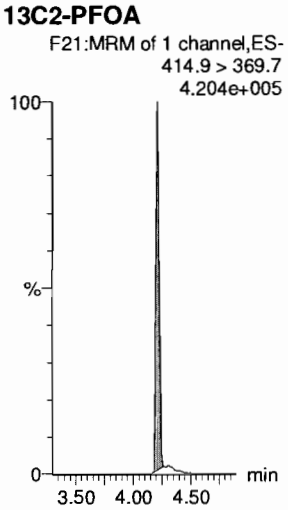

13C5-PFNA

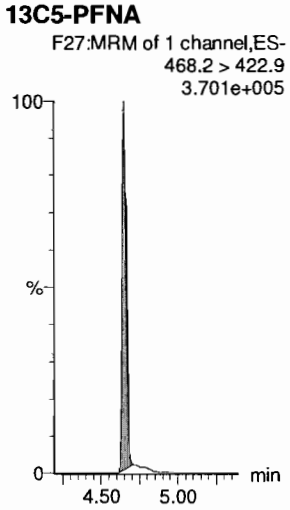

Dataset: F:\Projects\PFAS.PRO\Results\180226M2\180226M2-13.qld

Last Altered: Wednesday, February 28, 2018 09:13:46 Pacific Standard Time
Printed: Wednesday, February 28, 2018 09:14:06 Pacific Standard Time

Name: 180226M2_13, Date: 26-Feb-2018, Time: 14:10:59, ID: ICV180226M2-1 PFC ICV 18B2311, Description: PFC ICV 18B2311

PFOSA

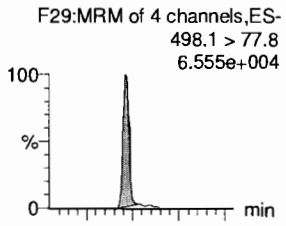

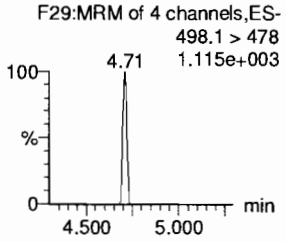

L-PFOS

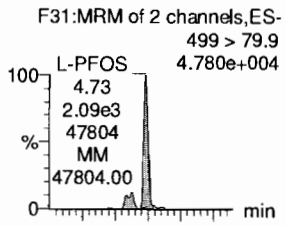

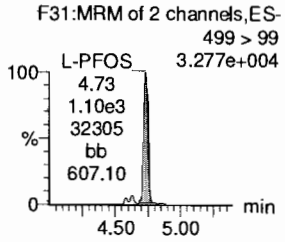

PFDA

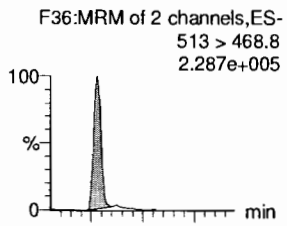

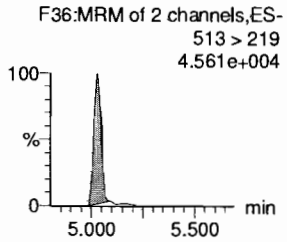

8:2 FTS

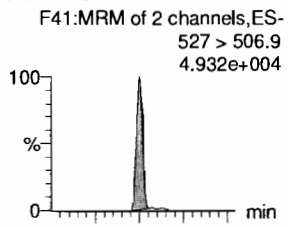

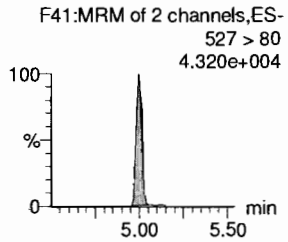

PFNS

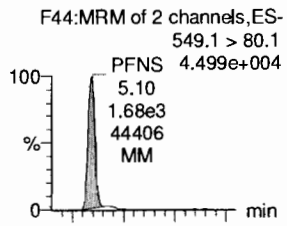

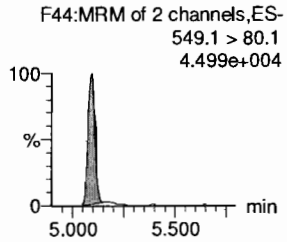

N-MeFOSAA

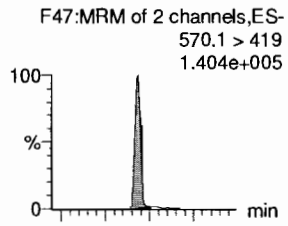

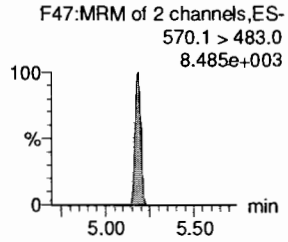

13C8-PFOSA

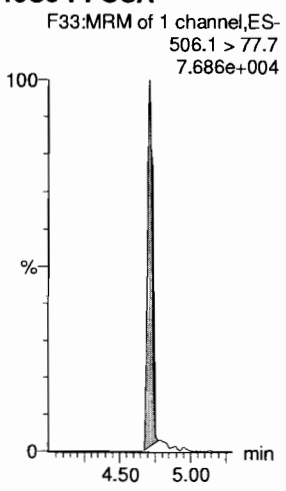

13C8-PFOS

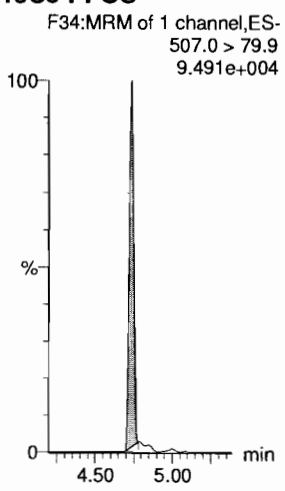

13C2-PFDA

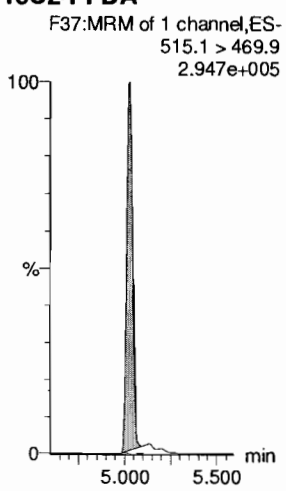

13C2-PFOA

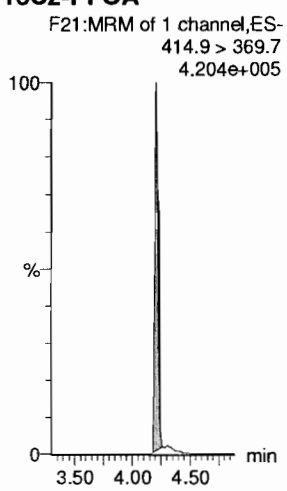

13C2-PFOA

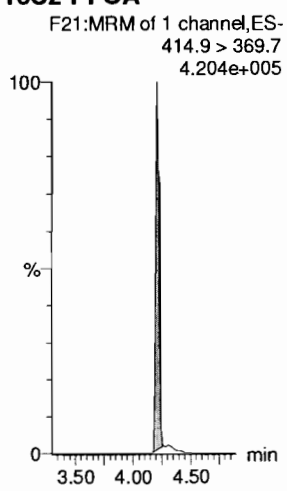

d3-N-MeFOSAA

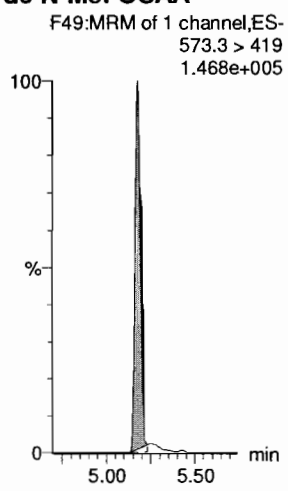

Dataset: F:\Projects\PFAS.PRO\Results\180226M2\180226M2-13.qld

Last Altered: Wednesday, February 28, 2018 09:13:46 Pacific Standard Time
Printed: Wednesday, February 28, 2018 09:14:06 Pacific Standard Time

Name: 180226M2_13, Date: 26-Feb-2018, Time: 14:10:59, ID: ICV180226M2-1 PFC ICV 18B2311, Description: PFC ICV 18B2311

N-EtFOSAA

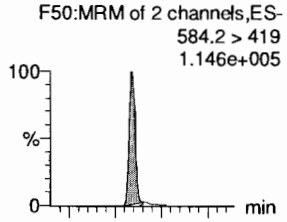

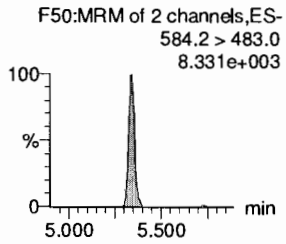

PFDoA

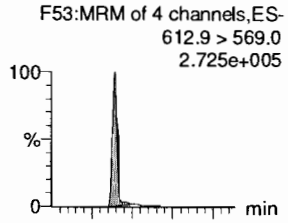

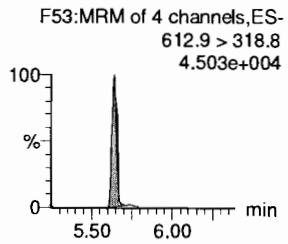

PFDS

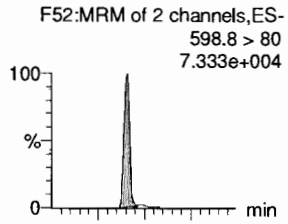

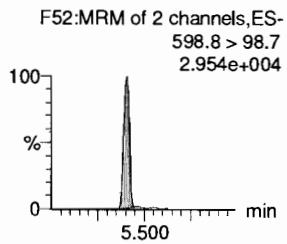

PFUdA

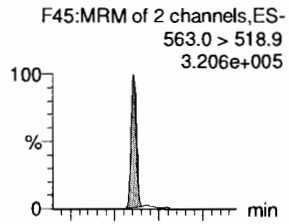

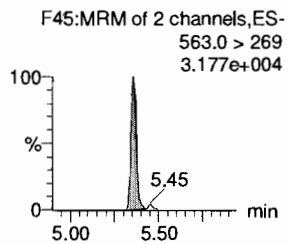

N-MeFOSA

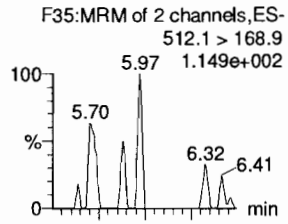

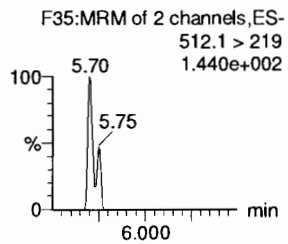

PFTrDA

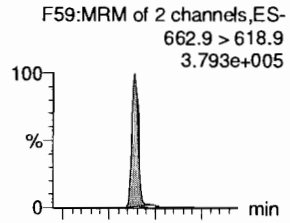

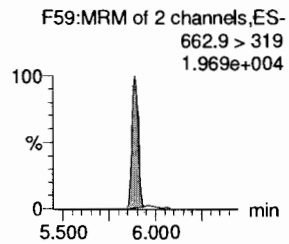

d3-N-MeFOSAA

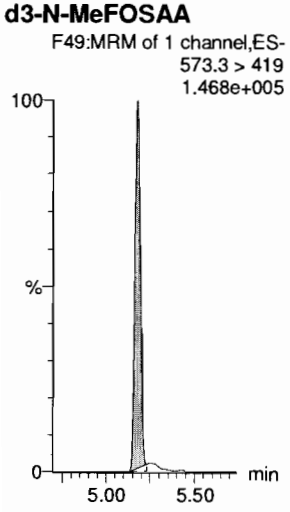

13C2-PFUdA

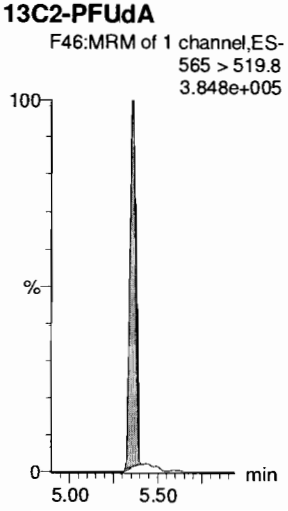

13C2-PFUdA

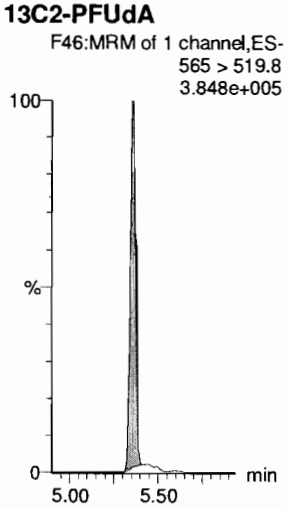

13C2-PFUdA

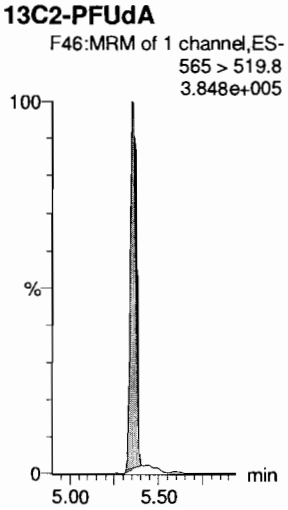

d3-N-MeFOSA

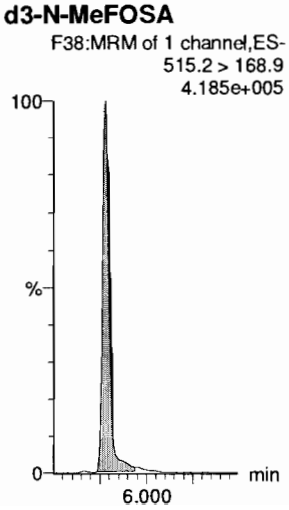

13C2-PFDoA

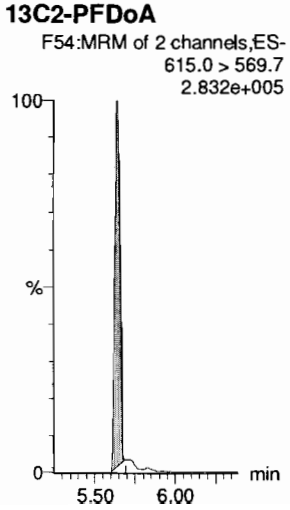

Dataset: F:\Projects\PFAS.PRO\Results\180226M2\180226M2-13.qld

Last Altered: Wednesday, February 28, 2018 09:13:46 Pacific Standard Time
Printed: Wednesday, February 28, 2018 09:14:06 Pacific Standard Time

Name: 180226M2_13, Date: 26-Feb-2018, Time: 14:10:59, ID: ICV180226M2-1 PFC ICV 18B2311, Description: PFC ICV 18B2311

PFTeDA

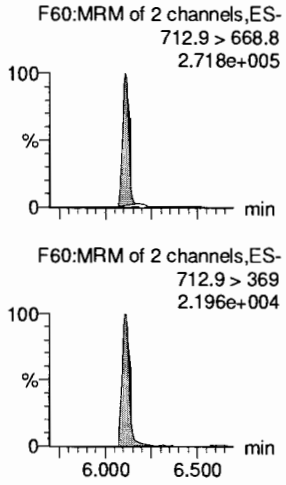

N-EtFOSA

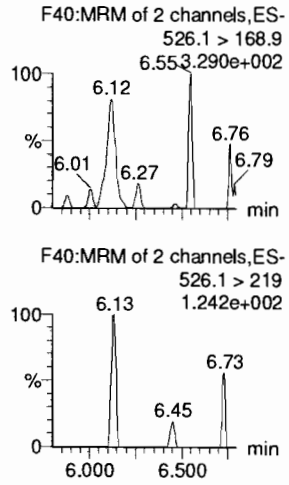

PFHxDA

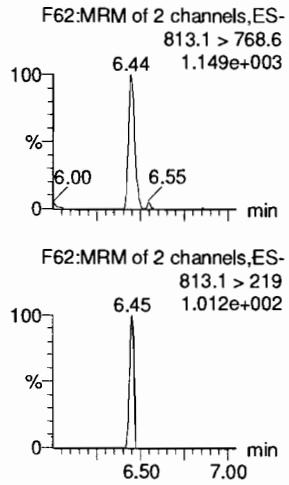

PFODA

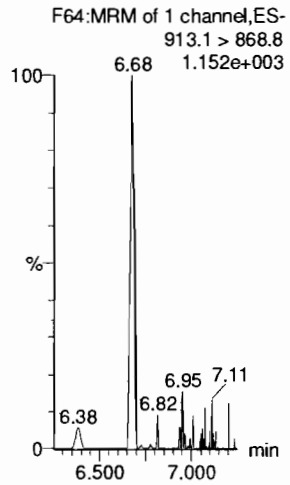

N-MeFOSE

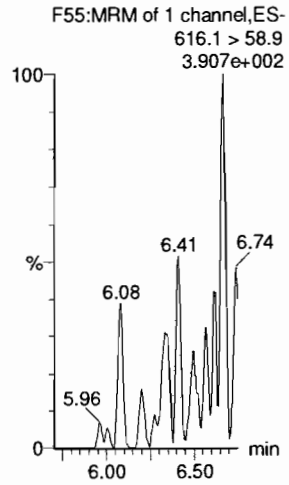

N-EtFOSE

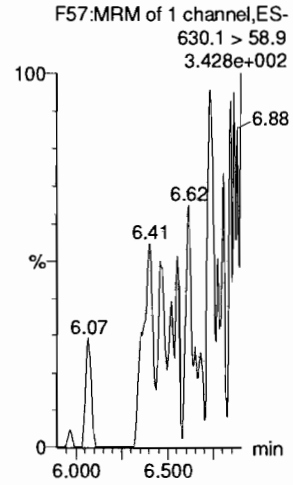

13C2-PFTeDA

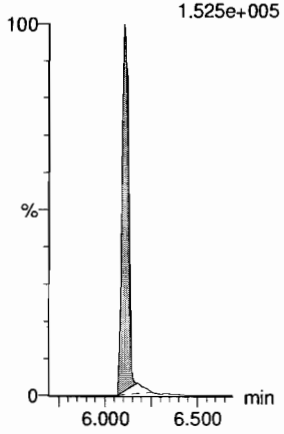

d5-N-ETFOSA

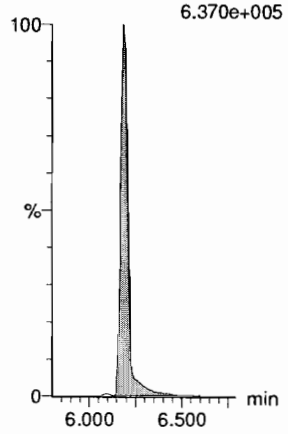

13C2-PFHxDA

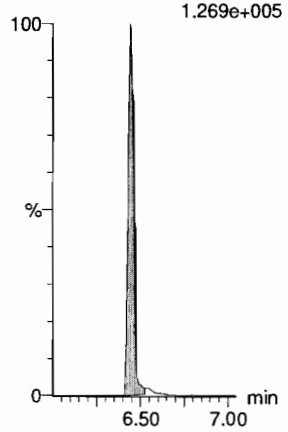

13C2-PFHxDA

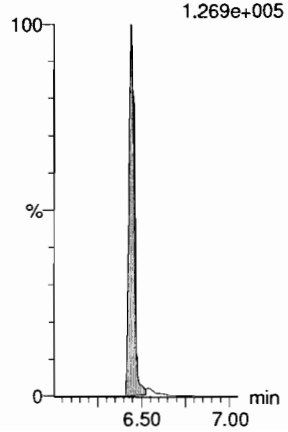

d7-N-MeFOSE

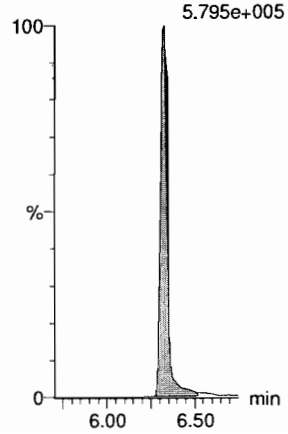

d9-N-EtFOSE

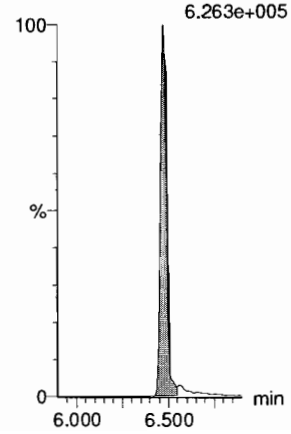

Dataset: F:\Projects\PFAS.PRO\Results\180226M2\180226M2-13.qld

Last Altered: Wednesday, February 28, 2018 09:13:46 Pacific Standard Time
Printed: Wednesday, February 28, 2018 09:14:06 Pacific Standard Time

Name: 180226M2_13, Date: 26-Feb-2018, Time: 14:10:59, ID: ICV180226M2-1 PFC ICV 18B2311, Description: PFC ICV 18B2311

13C4-PFBA

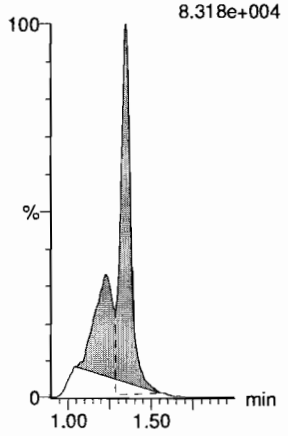

13C5-PFHxA

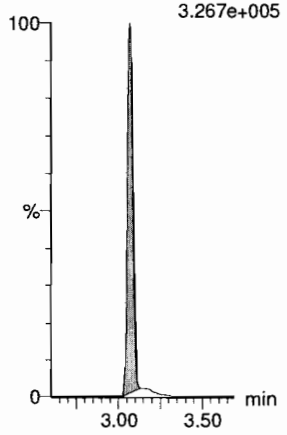

13C3-PFHxS

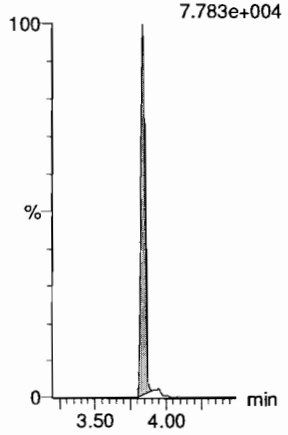

13C8-PFOA

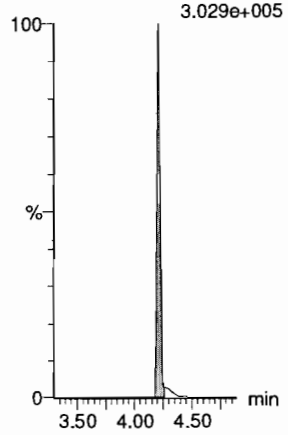

13C9-PFNA

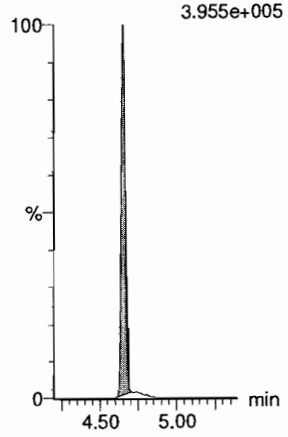

13C4-PFOS

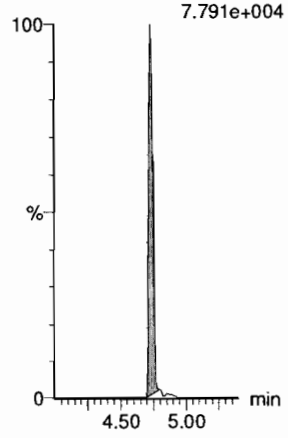

13C6-PFDA

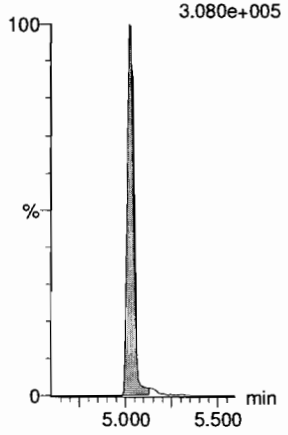

13C7-PFUdA

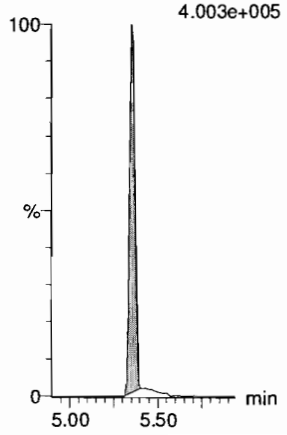

Vista Analytical Laboratory

Dataset: Untitled

Last Altered: Monday, February 26, 2018 11:41:16 Pacific Standard Time
Printed: Monday, February 26, 2018 11:41:24 Pacific Standard Time

Method: F:\Projects\PFAS.PRO\MethDB\PFAS_FULL_80C_022318.mdb 26 Feb 2018 09:30:45
Calibration: F:\Projects\PFAS.PRO\CurveDB\C18_VAL-PFAS_Q4_02-23-18-FULL.cdb 24 Feb 2018 15:27:24

Name: 180226M1_3, Date: 26-Feb-2018, Time: 09:50:11, ID: IPA, Description: IPA

PFBA

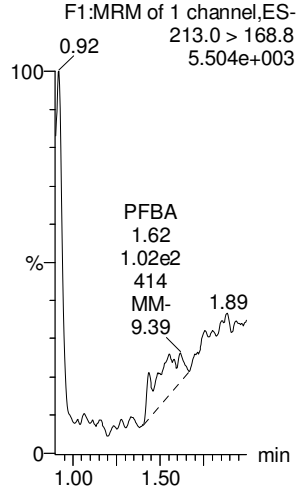

PFPeA

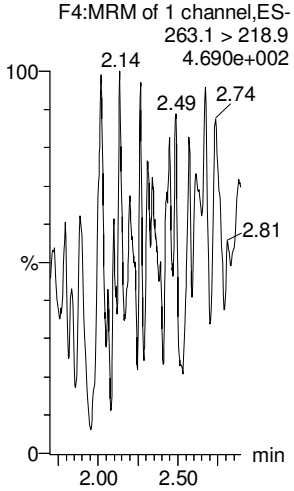

PFBS

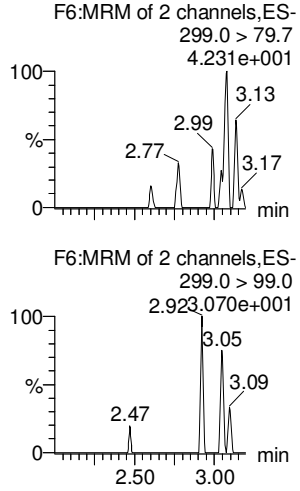

4:2 FTS

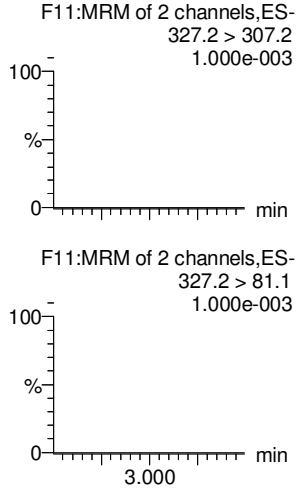

PFHxA

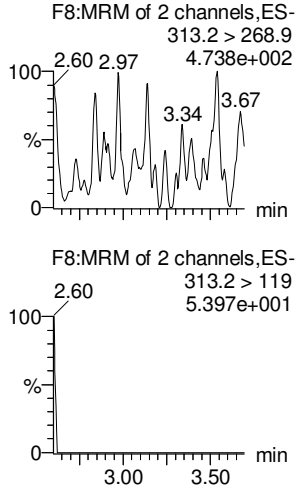

PFPeS

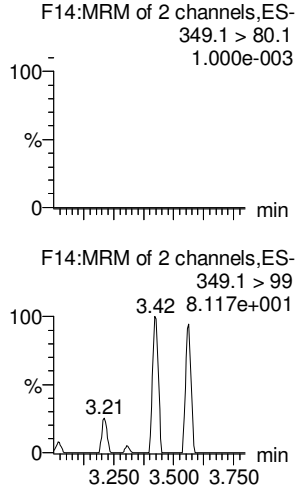

13C3-PFBA

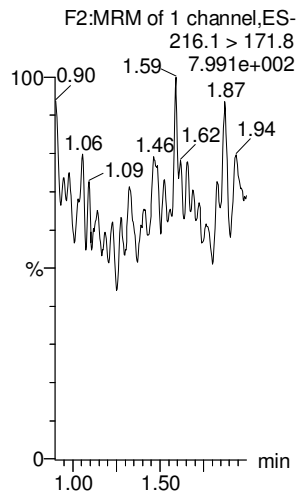

13C3-PFPeA

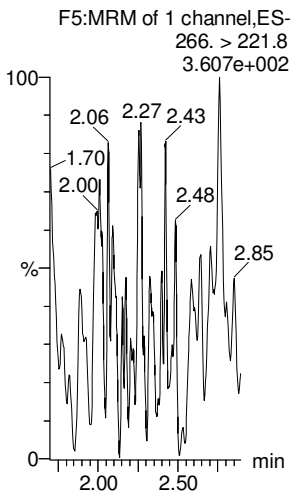

13C3-PFBS

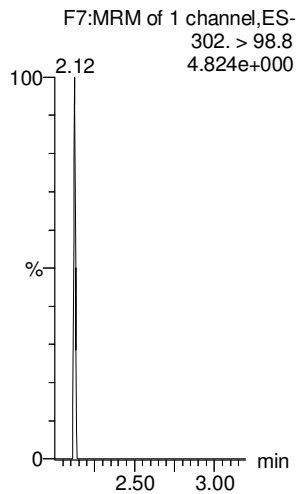

13C3-PFBS

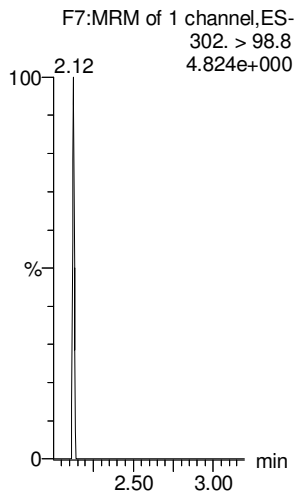

13C2-PFHxA

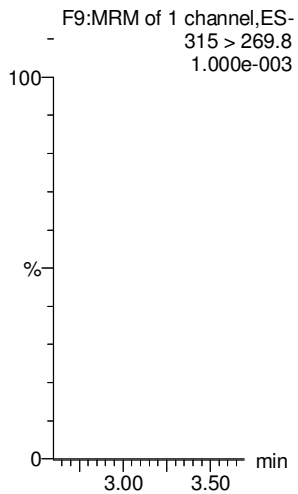

13C3-PFBS

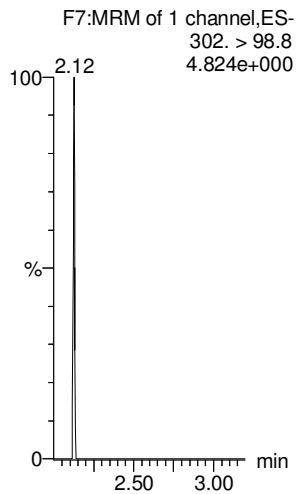

Dataset: Untitled

Last Altered: Monday, February 26, 2018 11:41:16 Pacific Standard Time
Printed: Monday, February 26, 2018 11:41:24 Pacific Standard Time

Name: 180226M1_3, Date: 26-Feb-2018, Time: 09:50:11, ID: IPA, Description: IPA

6:2 FTS

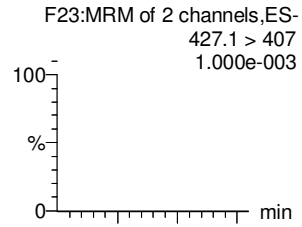

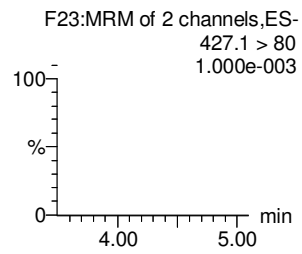

PFHpA

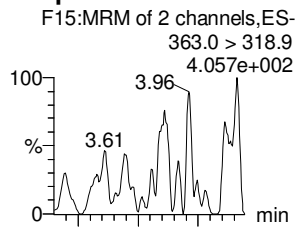

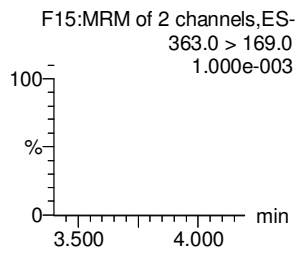

L-PFHxS

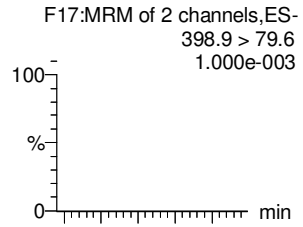

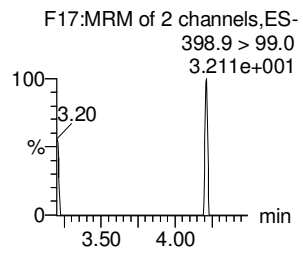

L-PFOA

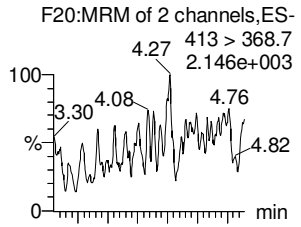

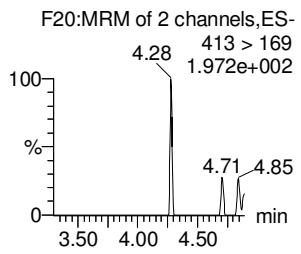

PFHpS

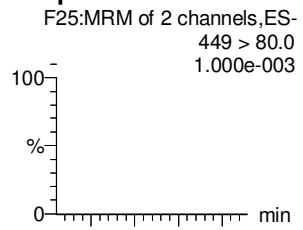

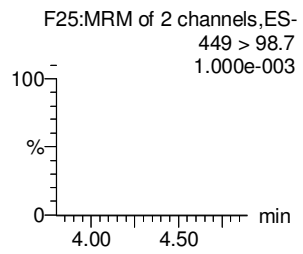

PFNA

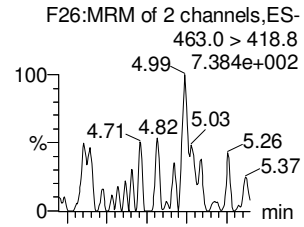

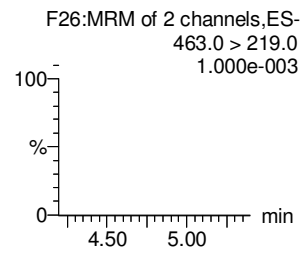

18O2-PFHxS

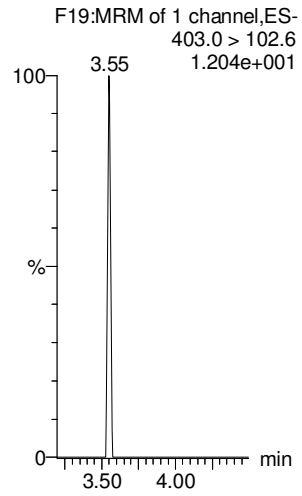

13C4-PFHpA

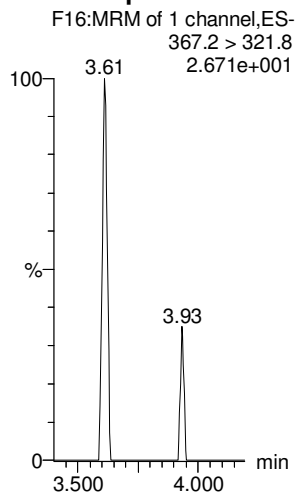

13C2-PFOA

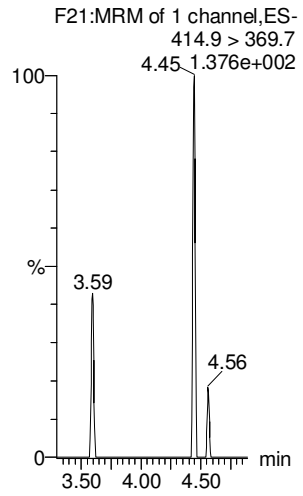

13C2-PFOA

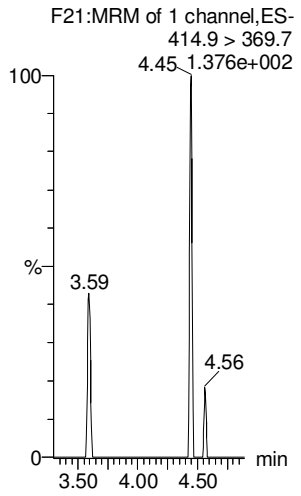

13C2-PFOA

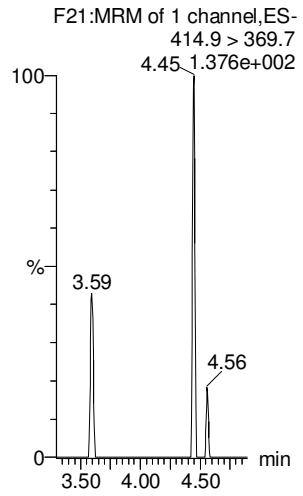

13C5-PFNA

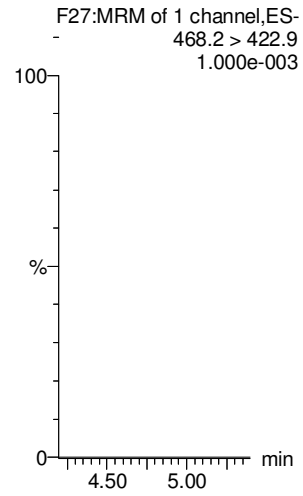

Dataset: Untitled

Last Altered: Monday, February 26, 2018 11:41:16 Pacific Standard Time
Printed: Monday, February 26, 2018 11:41:24 Pacific Standard Time

Name: 180226M1_3, Date: 26-Feb-2018, Time: 09:50:11, ID: IPA, Description: IPA

PFOSA

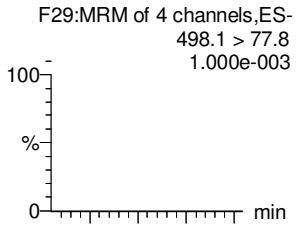

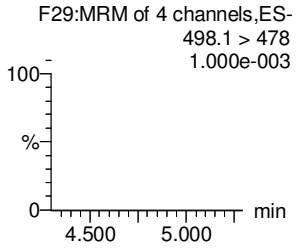

L-PFOS

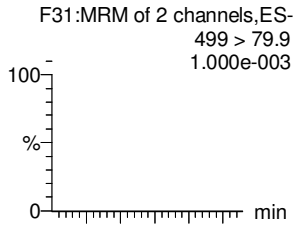

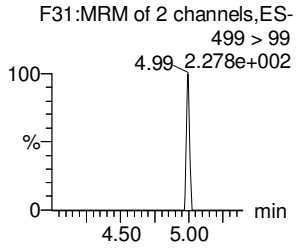

PFDA

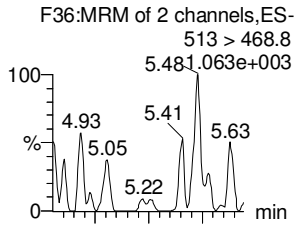

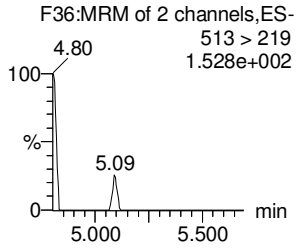

8:2 FTS

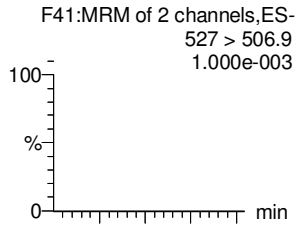

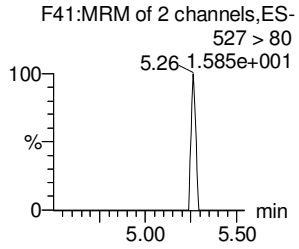

PFNS

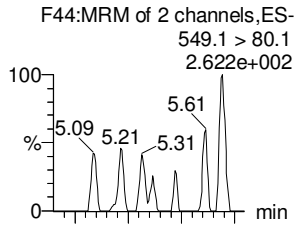

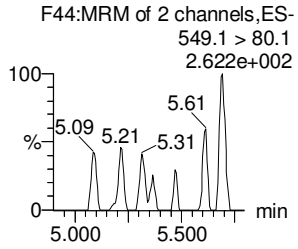

N-MeFOSAA

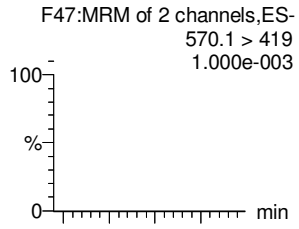

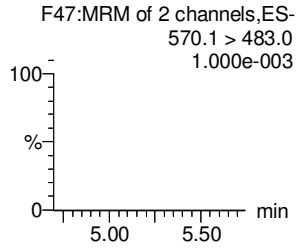

13C8-PFOSA

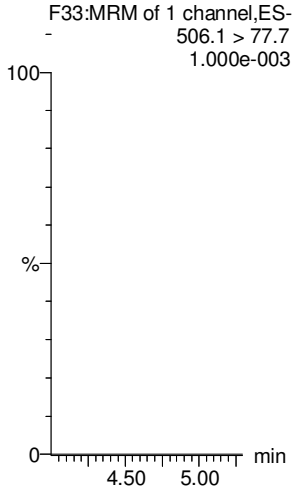

13C8-PFOS

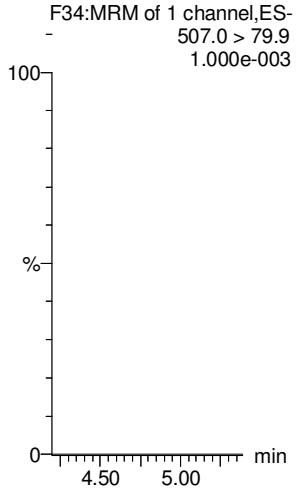

13C2-PFDA

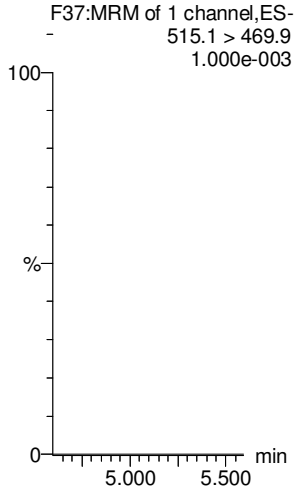

13C2-PFOA

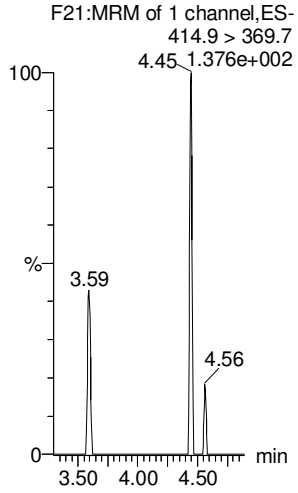

13C2-PFOA

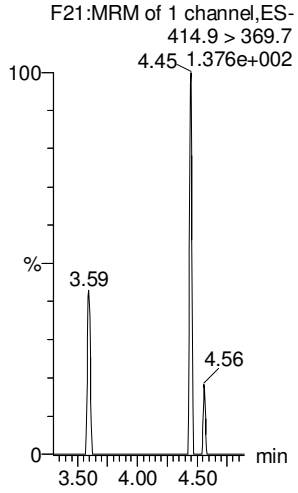

d3-N-MeFOSAA

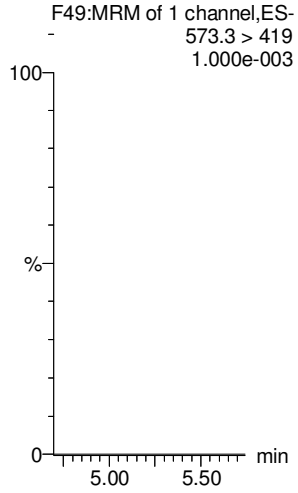

Dataset: Untitled

Last Altered: Monday, February 26, 2018 11:41:16 Pacific Standard Time
Printed: Monday, February 26, 2018 11:41:24 Pacific Standard Time

Name: 180226M1_3, Date: 26-Feb-2018, Time: 09:50:11, ID: IPA, Description: IPA

N-EtFOSAA

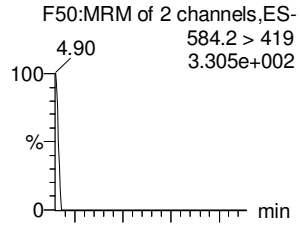

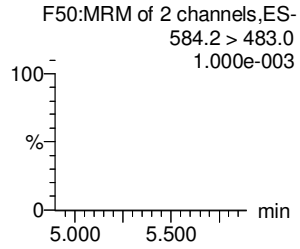

PFDoA

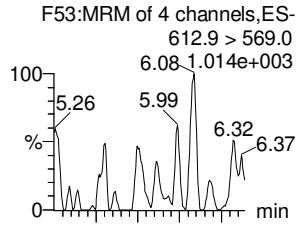

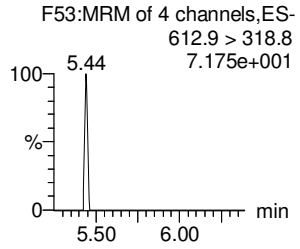

PFDS

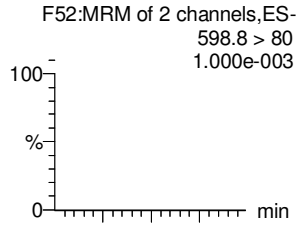

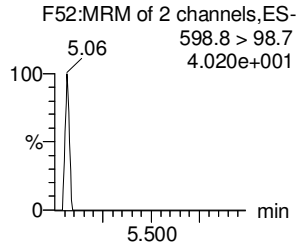

PFUdA

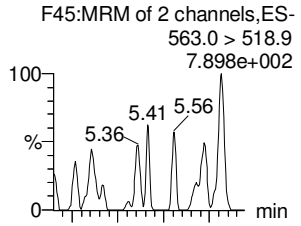

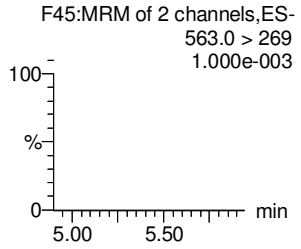

N-MeFOSA

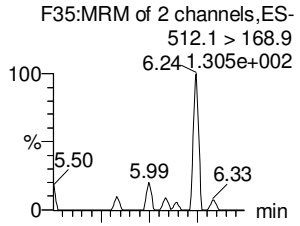

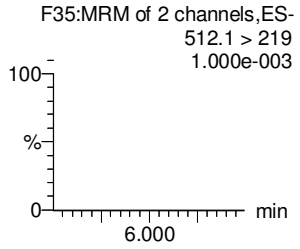

PFTrDA

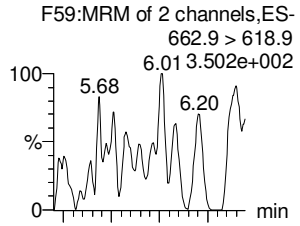

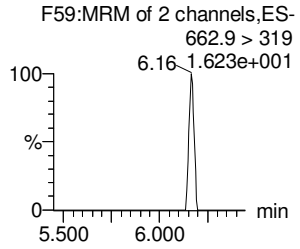

d5-N-EtFOSAA

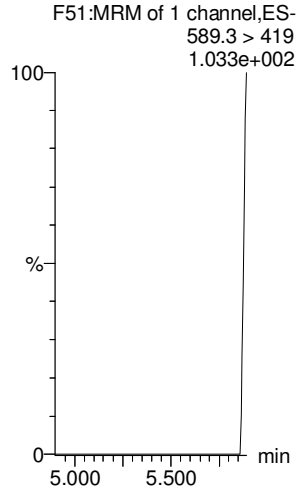

13C2-PFDoA

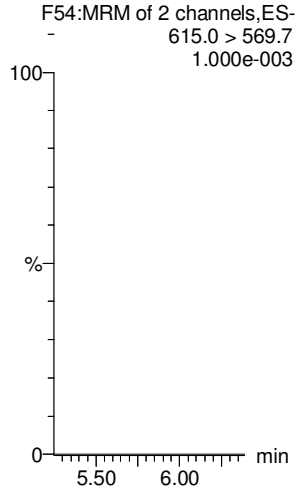

13C2-PFUdA

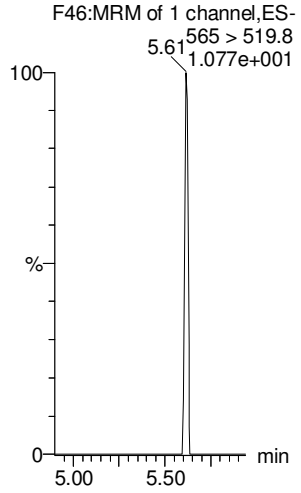

13C2-PFUdA

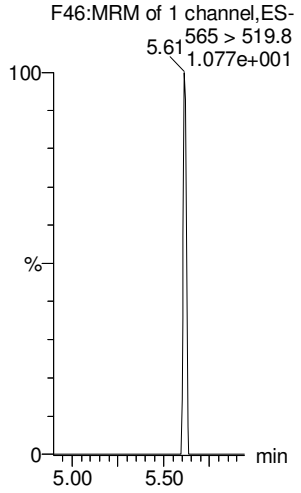

d3-N-MeFOSA

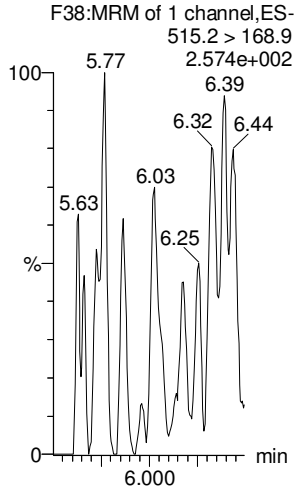

13C2-PFDoA

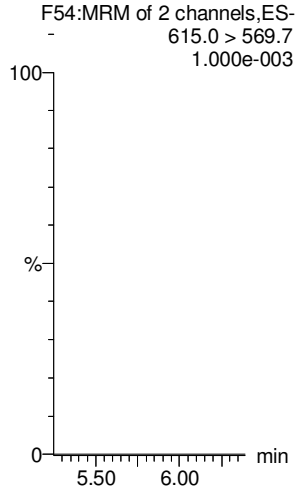

Dataset: Untitled

Last Altered: Monday, February 26, 2018 11:41:16 Pacific Standard Time
Printed: Monday, February 26, 2018 11:41:24 Pacific Standard Time

Name: 180226M1_3, Date: 26-Feb-2018, Time: 09:50:11, ID: IPA, Description: IPA

PFTeDA

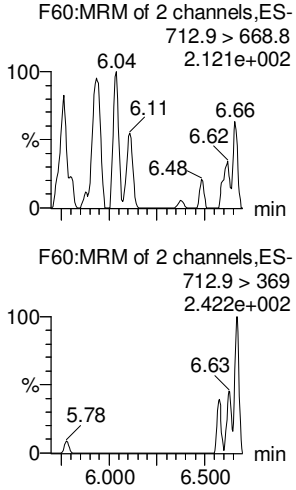

N-EtFOSA

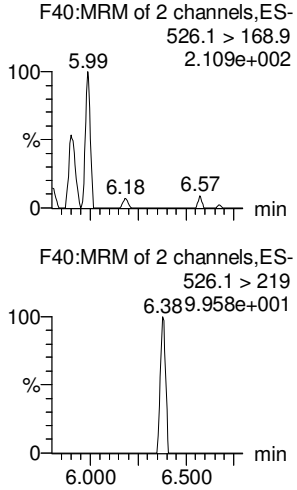

PFHxDA

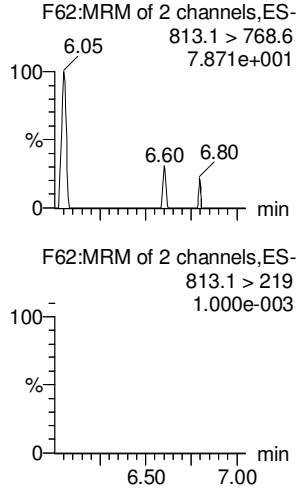

PFODA

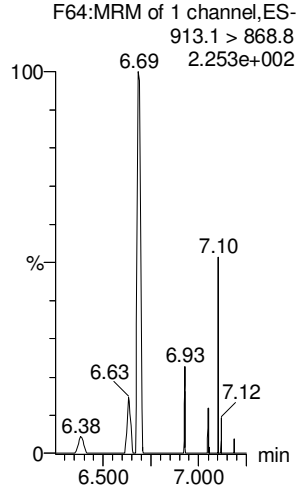

N-MeFOSE

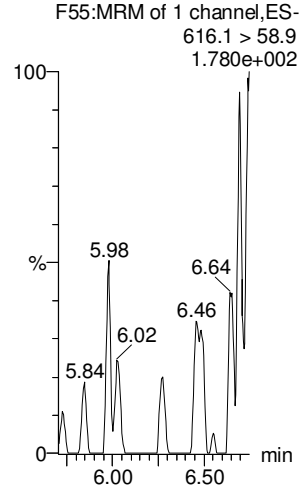

N-EtFOSE

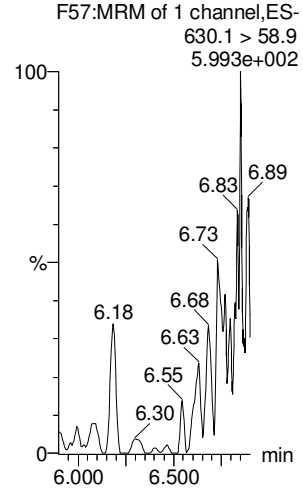

13C2-PFTeDA

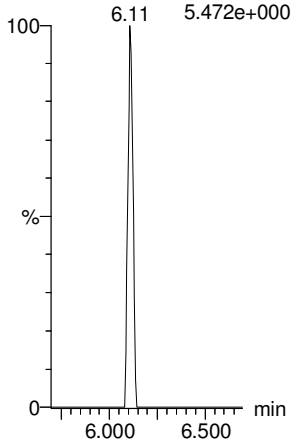

d5-N-ETFOSA

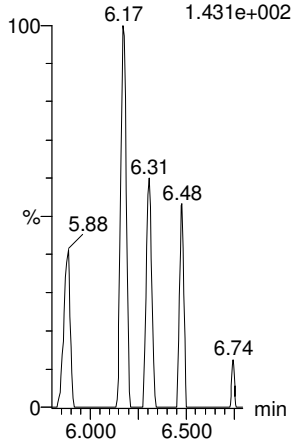

13C2-PFHxDA

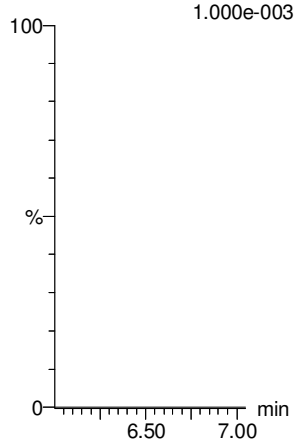

13C2-PFHxDA

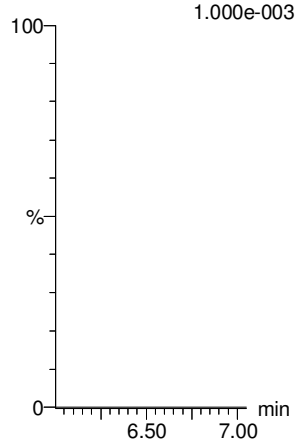

d7-N-MeFOSE

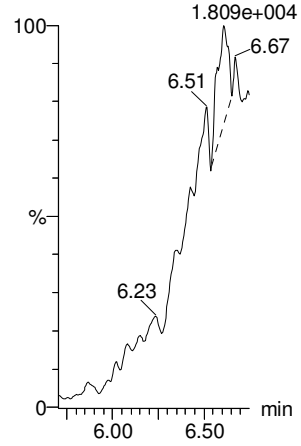

d9-N-EtFOSE

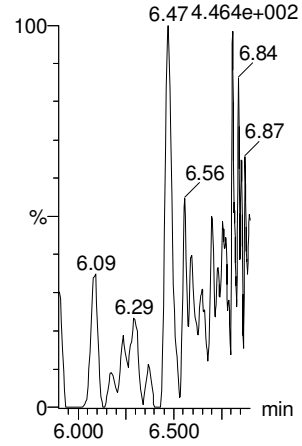

Vista Analytical Laboratory

Dataset: Untitled

Last Altered: Monday, February 26, 2018 11:41:16 Pacific Standard Time
Printed: Monday, February 26, 2018 11:41:24 Pacific Standard Time

Name: 180226M1_3, Date: 26-Feb-2018, Time: 09:50:11, ID: IPA, Description: IPA

13C4-PFBA

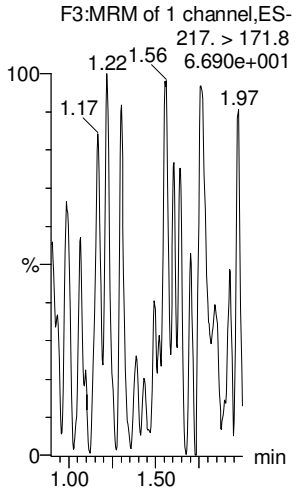

13C5-PFHxA

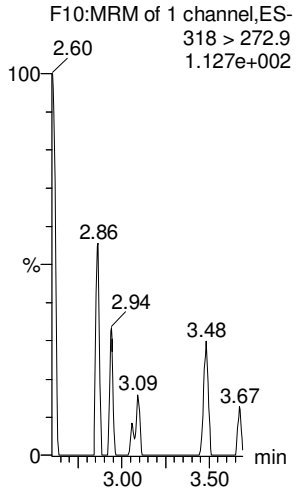

13C3-PFHxS

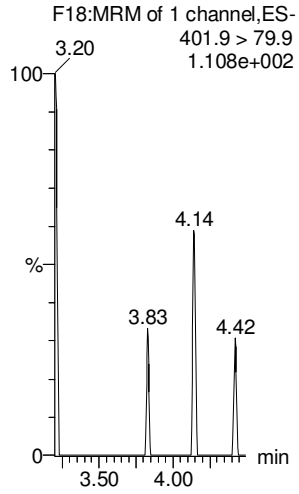

13C8-PFOA

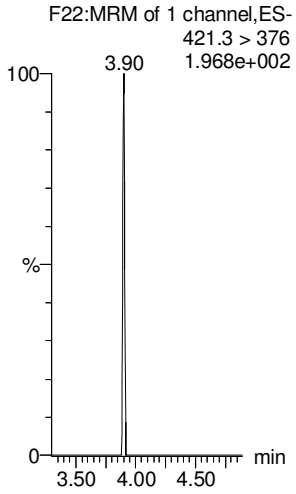

13C9-PFNA

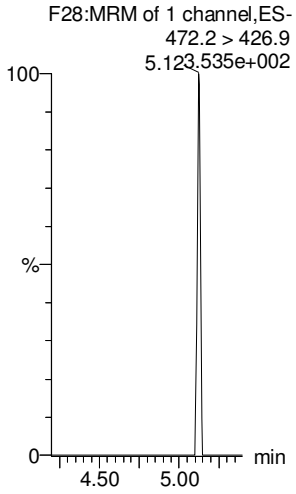

13C4-PFOS

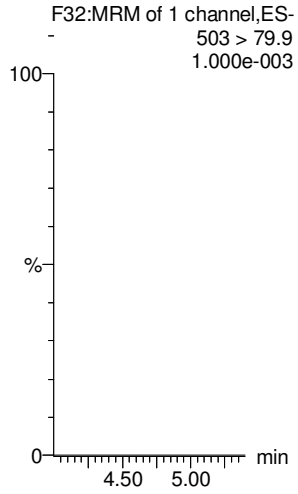

13C6-PFDA

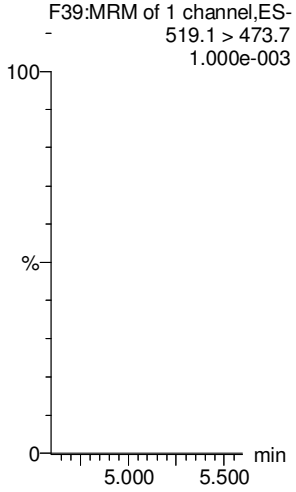

13C7-PFUdA

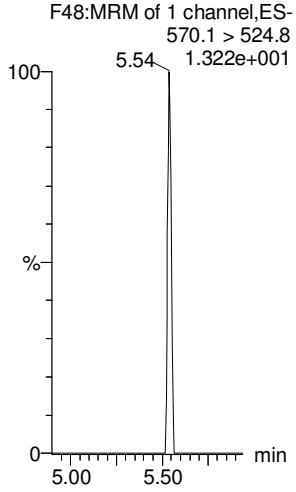

Vista Analytical Laboratory

Dataset: X:\G1.PRO\Results\2018\180226G4\180226G4-CRV.qld

Last Altered: Tuesday, February 27, 2018 10:54:07 Pacific Standard Time
Printed: Tuesday, February 27, 2018 10:54:22 Pacific Standard Time

JAA. 02/27/2018

AD 2/27/18

Method: X:\G1.PRO\MethDB\PFAS_A_180208_L9.mdb 22 Feb 2018 16:09:08
Calibration: 27 Feb 2018 10:54:07

Compound name: PFBA
Correlation coefficient: r = 0.999556, r^2 = 0.999112
Calibration curve: 0.7753 * x + 0.0769486
Response type: Internal Std (Ref 11), Area * (IS Conc. / IS Area)
Curve type: Linear, Origin: Exclude, Weighting: 1/x, Axis trans: None

	#	Name	Type	Std. Conc	RT	Area	IS Area	Response	Conc.	%Dev	Conc. Flag	CoD	CoD Flag	x=excluded
1	1	180226G4_2	Standard	0.250	1.87	556.300	29545.193	0.235	0.2	-18.3	NO	0.999	NO	MM
2	2	180226G4_3	Standard	0.500	1.86	1114.210	30233.014	0.461	0.5	-1.0	NO	0.999	NO	MM
3	3	180226G4_4	Standard	1.000	1.86	2783.805	39605.504	0.879	1.0	3.4	NO	0.999	NO	bb
4	4	180226G4_5	Standard	2.000	1.86	4984.405	35977.332	1.732	2.1	6.7	NO	0.999	NO	bb
5	5	180226G4_6	Standard	5.000	1.86	11173.518	35287.766	3.958	5.0	0.1	NO	0.999	NO	bb
6	6	180226G4_7	Standard	10.000	1.86	23026.867	35291.832	8.156	10.4	4.2	NO	0.999	NO	bb
7	7	180226G4_8	Standard	50.000	1.86	106147.328	32934.918	40.287	51.9	3.7	NO	0.999	NO	bb
8	8	180226G4_9	Standard	100.000	1.86	218541.734	34024.277	80.289	103.5	3.5	NO	0.999	NO	bb
9	9	180226G4_10	Standard	250.000	1.83	421178.500	27803.736	189.353	244.1	-2.3	NO	0.999	NO	bb

Compound name: PFPeA
Correlation coefficient: r = 0.999943, r^2 = 0.999885
Calibration curve: 1.05403 * x + -0.0204559
Response type: Internal Std (Ref 13), Area * (IS Conc. / IS Area)
Curve type: Linear, Origin: Exclude, Weighting: 1/x, Axis trans: None

	#	Name	Type	Std. Conc	RT	Area	IS Area	Response	Conc.	%Dev	Conc. Flag	CoD	CoD Flag	x=excluded
1	1	180226G4_2	Standard	0.250	2.78	267.857	14227.521	0.235	0.2	-2.9	NO	1.000	NO	MM
2	2	180226G4_3	Standard	0.500	2.78	620.051	16584.459	0.467	0.5	-7.4	NO	1.000	NO	bb
3	3	180226G4_4	Standard	1.000	2.77	1930.379	21041.258	1.147	1.1	10.7	NO	1.000	NO	bb
4	4	180226G4_5	Standard	2.000	2.78	3356.379	20212.115	2.076	2.0	-0.6	NO	1.000	NO	bd
5	5	180226G4_6	Standard	5.000	2.78	7611.609	17812.352	5.342	5.1	1.7	NO	1.000	NO	bb
6	6	180226G4_7	Standard	10.000	2.78	15319.201	18759.365	10.208	9.7	-3.0	NO	1.000	NO	bb
7	7	180226G4_8	Standard	50.000	2.77	64815.496	15080.441	53.725	51.0	2.0	NO	1.000	NO	bb
8	8	180226G4_9	Standard	100.000	2.77	123087.117	14657.183	104.972	99.6	-0.4	NO	1.000	NO	bb
9	9	180226G4_10	Standard	250.000	2.77	229697.984	10916.339	263.021	249.6	-0.2	NO	1.000	NO	bb

Vista Analytical Laboratory

Dataset: X:\G1.PRO\Results\2018\180226G4\180226G4-CRV.qld

Last Altered: Tuesday, February 27, 2018 10:54:07 Pacific Standard Time
Printed: Tuesday, February 27, 2018 10:54:22 Pacific Standard Time

Compound name: PFBS
Correlation coefficient: r = 0.998188, r^2 = 0.996379
Calibration curve: 1.49142 * x + 0.000917713
Response type: Internal Std (Ref 12), Area * (IS Conc. / IS Area)
Curve type: Linear, Origin: Exclude, Weighting: 1/x, Axis trans: None

	#	Name	Type	Std. Conc	RT	Area	IS Area	Response	Conc.	%Dev	Conc. Flag	CoD	CoD Flag	x=excluded
1	1	180226G4_2	Standard	0.250	3.03	201.103	6089.773	0.413	0.3	10.5	NO	0.996	NO	bb
2	2	180226G4_3	Standard	0.500	3.03	334.654	6254.543	0.669	0.4	-10.4	NO	0.996	NO	bb
3	3	180226G4_4	Standard	1.000	3.02	1015.084	8348.300	1.520	1.0	1.8	NO	0.996	NO	bb
4	4	180226G4_5	Standard	2.000	3.03	1696.602	7190.204	2.950	2.0	-1.1	NO	0.996	NO	bb
5	5	180226G4_6	Standard	5.000	3.03	4113.481	6719.104	7.653	5.1	2.6	NO	0.996	NO	bb
6	6	180226G4_7	Standard	10.000	3.03	7478.841	6559.158	14.253	9.6	-4.4	NO	0.996	NO	bb
7	7	180226G4_8	Standard	50.000	3.03	33887.367	6076.485	69.710	46.7	-6.5	NO	0.996	NO	bb
8	8	180226G4_9	Standard	100.000	3.02	71259.609	5414.789	164.502	110.3	10.3	NO	0.996	NO	bd
9	9	180226G4_10	Standard	250.000	3.02	124244.078	4279.909	362.870	243.3	-2.7	NO	0.996	NO	bd

Compound name: PFHxA
Coefficient of Determination: R^2 = 0.999816
Calibration curve: -0.000369031 * x^2 + 0.694238 * x + 0.0462996
Response type: Internal Std (Ref 14), Area * (IS Conc. / IS Area)
Curve type: 2nd Order, Origin: Exclude, Weighting: 1/x, Axis trans: None

	#	Name	Type	Std. Conc	RT	Area	IS Area	Response	Conc.	%Dev	Conc. Flag	CoD	CoD Flag	x=excluded
1	1	180226G4_2	Standard	0.250	3.39	435.182	10808.392	0.201	0.2	-10.7	NO	1.000	NO	bb
2	2	180226G4_3	Standard	0.500	3.38	949.731	11516.586	0.412	0.5	5.5	NO	1.000	NO	bb
3	3	180226G4_4	Standard	1.000	3.38	2381.246	15436.688	0.771	1.0	4.5	NO	1.000	NO	bb
4	4	180226G4_5	Standard	2.000	3.38	3901.382	13323.657	1.464	2.0	2.2	NO	1.000	NO	bb
5	5	180226G4_6	Standard	5.000	3.38	8620.461	12339.967	3.493	5.0	-0.4	NO	1.000	NO	bb
6	6	180226G4_7	Standard	10.000	3.38	19541.131	14052.449	6.953	10.0	0.0	NO	1.000	NO	bb
7	7	180226G4_8	Standard	50.000	3.38	80500.789	12203.439	32.983	48.7	-2.6	NO	1.000	NO	bb
8	8	180226G4_9	Standard	100.000	3.38	144409.922	10803.195	66.837	101.7	1.7	NO	1.000	NO	bb
9	9	180226G4_10	Standard	250.000	3.38	243754.281	8109.522	150.289	249.5	-0.2	NO	1.000	NO	bb

Vista Analytical Laboratory

Dataset: X:\G1.PRO\Results\2018\180226G4\180226G4-CRV.qld

Last Altered: Tuesday, February 27, 2018 10:54:07 Pacific Standard Time
Printed: Tuesday, February 27, 2018 10:54:22 Pacific Standard Time

Compound name: PFHpA
Correlation coefficient: r = 0.999537, r^2 = 0.999074
Calibration curve: 1.40083 * x + 0.101348
Response type: Internal Std (Ref 15), Area * (IS Conc. / IS Area)
Curve type: Linear, Origin: Exclude, Weighting: 1/x, Axis trans: None

	#	Name	Type	Std. Conc	RT	Area	IS Area	Response	Conc.	%Dev	Conc. Flag	CoD	CoD Flag	x=excluded
1	1	180226G4_2	Standard	0.250	3.90	604.837	17817.117	0.424	0.2	-7.8	NO	0.999	NO	bb
2	2	180226G4_3	Standard	0.500	3.90	1113.302	18850.596	0.738	0.5	-9.1	NO	0.999	NO	bb
3	3	180226G4_4	Standard	1.000	3.89	3169.924	24663.469	1.607	1.1	7.5	NO	0.999	NO	bb
4	4	180226G4_5	Standard	2.000	3.90	4872.137	20961.795	2.905	2.0	0.1	NO	0.999	NO	bd
5	5	180226G4_6	Standard	5.000	3.90	11386.094	19735.063	7.212	5.1	1.5	NO	0.999	NO	bb
6	6	180226G4_7	Standard	10.000	3.90	25575.234	20672.951	15.464	11.0	9.7	NO	0.999	NO	bb
7	7	180226G4_8	Standard	50.000	3.90	100025.219	18691.242	66.893	47.7	-4.6	NO	0.999	NO	bb
8	8	180226G4_9	Standard	100.000	3.90	184083.703	15822.221	145.431	103.7	3.7	NO	0.999	NO	bb
9	9	180226G4_10	Standard	250.000	3.90	305188.344	10999.102	346.833	247.5	-1.0	NO	0.999	NO	bb

Compound name: PFHxS
Coefficient of Determination: R^2 = 0.997312
Calibration curve: 0.00151997 * x^2 + 1.35001 * x + 0.385163
Response type: Internal Std (Ref 16), Area * (IS Conc. / IS Area)
Curve type: 2nd Order, Origin: Exclude, Weighting: 1/x, Axis trans: None

	#	Name	Type	Std. Conc	RT	Area	IS Area	Response	Conc.	%Dev	Conc. Flag	CoD	CoD Flag	x=excluded
1	1	180226G4_2	Standard	0.250	4.02	245.271	6650.365	0.461	0.1	-77.5	NO	0.997	NO	MMX
2	2	180226G4_3	Standard	0.500	4.02	386.234	6270.208	0.770	0.3	-43.0	NO	0.997	NO	MMX
3	3	180226G4_4	Standard	1.000	4.01	1334.002	8938.526	1.866	1.1	9.5	NO	0.997	NO	MM
4	4	180226G4_5	Standard	2.000	4.02	1726.795	7382.823	2.924	1.9	-6.2	NO	0.997	NO	MM
5	5	180226G4_6	Standard	5.000	4.02	4044.911	8469.273	5.970	4.1	-17.6	NO	0.997	NO	MM
6	6	180226G4_7	Standard	10.000	4.02	9365.192	7202.169	16.254	11.6	16.0	NO	0.997	NO	MM
7	7	180226G4_8	Standard	50.000	4.01	39798.016	7101.191	70.055	48.9	-2.2	NO	0.997	NO	MM
8	8	180226G4_9	Standard	100.000	4.01	74815.914	6183.451	151.242	100.4	0.4	NO	0.997	NO	MM
9	9	180226G4_10	Standard	250.000	4.01	142955.031	4788.486	373.174	221.1	-11.6	NO	0.997	NO	MMX

Vista Analytical Laboratory

Dataset: X:\G1.PRO\Results\2018\180226G4\180226G4-CRV.qld

Last Altered: Tuesday, February 27, 2018 10:54:07 Pacific Standard Time
Printed: Tuesday, February 27, 2018 10:54:22 Pacific Standard Time

Compound name: L-PFOA
Correlation coefficient: r = 0.999602, r^2 = 0.999204
Calibration curve: 0.873475 * x + 0.0847181
Response type: Internal Std (Ref 17), Area * (IS Conc. / IS Area)
Curve type: Linear, Origin: Exclude, Weighting: 1/x, Axis trans: None

	#	Name	Type	Std. Conc	RT	Area	IS Area	Response	Conc.	%Dev	Conc. Flag	CoD	CoD Flag	x=excluded
1	1	180226G4_2	Standard	0.250	4.31	521.070	20911.414	0.311	0.3	3.8	NO	0.999	NO	bb
2	2	180226G4_3	Standard	0.500	4.31	930.276	25807.033	0.451	0.4	-16.2	NO	0.999	NO	bd
3	3	180226G4_4	Standard	1.000	4.31	2882.066	34133.156	1.055	1.1	11.1	NO	0.999	NO	bb
4	4	180226G4_5	Standard	2.000	4.31	4025.463	26058.934	1.931	2.1	5.7	NO	0.999	NO	bb
5	5	180226G4_6	Standard	5.000	4.31	8755.038	27793.709	3.938	4.4	-11.8	NO	0.999	NO	bd
6	6	180226G4_7	Standard	10.000	4.31	20539.051	28167.100	9.115	10.3	3.4	NO	0.999	NO	bb
7	7	180226G4_8	Standard	50.000	4.31	89188.508	24031.680	46.391	53.0	6.0	NO	0.999	NO	bb
8	8	180226G4_9	Standard	100.000	4.31	177000.516	25687.342	86.132	98.5	-1.5	NO	0.999	NO	bb
9	9	180226G4_10	Standard	250.000	4.31	322834.563	18578.824	217.206	248.6	-0.6	NO	0.999	NO	bb

Compound name: PFNA
Coefficient of Determination: R^2 = 0.998965
Calibration curve: -0.000260626 * x^2 + 1.40183 * x + 0.0355672
Response type: Internal Std (Ref 18), Area * (IS Conc. / IS Area)
Curve type: 2nd Order, Origin: Exclude, Weighting: 1/x, Axis trans: None

	#	Name	Type	Std. Conc	RT	Area	IS Area	Response	Conc.	%Dev	Conc. Flag	CoD	CoD Flag	x=excluded
1	1	180226G4_2	Standard	0.250	4.66	423.412	14103.489	0.375	0.2	-3.1	NO	0.999	NO	bb
2	2	180226G4_3	Standard	0.500	4.66	735.638	14191.625	0.648	0.4	-12.6	NO	0.999	NO	bb
3	3	180226G4_4	Standard	1.000	4.65	2509.934	21252.055	1.476	1.0	2.8	NO	0.999	NO	bb
4	4	180226G4_5	Standard	2.000	4.65	3848.466	16854.844	2.854	2.0	0.6	NO	0.999	NO	bb
5	5	180226G4_6	Standard	5.000	4.65	9664.975	17422.773	6.934	4.9	-1.5	NO	0.999	NO	bb
6	6	180226G4_7	Standard	10.000	4.65	20112.988	15242.001	16.495	11.8	17.7	NO	0.999	NO	bb
7	7	180226G4_8	Standard	50.000	4.65	87112.703	16308.745	66.768	48.0	-3.9	NO	0.999	NO	bb
8	8	180226G4_9	Standard	100.000	4.65	167846.172	15256.798	137.518	99.9	-0.1	NO	0.999	NO	bb
9	9	180226G4_10	Standard	250.000	4.65	356538.094	13316.168	334.685	250.4	0.2	NO	0.999	NO	bb

Vista Analytical Laboratory

Dataset: X:\G1.PRO\Results\2018\180226G4\180226G4-CRV.qld

Last Altered: Tuesday, February 27, 2018 10:54:07 Pacific Standard Time
Printed: Tuesday, February 27, 2018 10:54:22 Pacific Standard Time

Compound name: PFOS
Coefficient of Determination: R^2 = 0.995941
Calibration curve: 0.000708564 * x^2 + 0.759575 * x + 0.0716128
Response type: Internal Std (Ref 19), Area * (IS Conc. / IS Area)
Curve type: 2nd Order, Origin: Exclude, Weighting: 1/x, Axis trans: None

	#	Name	Type	Std. Conc	RT	Area	IS Area	Response	Conc.	%Dev	Conc. Flag	CoD	CoD Flag	x=excluded
1	1	180226G4_2	Standard	0.250	4.73	100.816	9510.092	0.133	0.1	-67.9	NO	0.996	NO	MMX
2	2	180226G4_3	Standard	0.500	4.72	361.121	9388.439	0.481	0.5	7.7	NO	0.996	NO	MM
3	3	180226G4_4	Standard	1.000	4.71	866.761	13477.300	0.804	1.0	-3.7	NO	0.996	NO	MM
4	4	180226G4_5	Standard	2.000	4.72	1196.289	10698.403	1.398	1.7	-12.8	NO	0.996	NO	MM
5	5	180226G4_6	Standard	5.000	4.72	3432.792	11153.378	3.847	4.9	-1.0	NO	0.996	NO	MM
6	6	180226G4_7	Standard	10.000	4.72	7037.411	10937.719	8.043	10.4	3.9	NO	0.996	NO	MM
7	7	180226G4_8	Standard	50.000	4.72	33983.590	9324.277	45.558	56.9	13.7	NO	0.996	NO	MM
8	8	180226G4_9	Standard	100.000	4.72	63406.688	10516.411	75.366	91.3	-8.7	NO	0.996	NO	MM
9	9	180226G4_10	Standard	250.000	4.71	150046.953	7940.913	236.193	251.7	0.7	NO	0.996	NO	MM

Compound name: 13C3-PFBA
Response Factor: 1.14463
RRF SD: 0.0238933, Relative SD: 2.08742
Response type: Internal Std (Ref 20), Area * (IS Conc. / IS Area)
Curve type: RF

	#	Name	Type	Std. Conc	RT	Area	IS Area	Response	Conc.	%Dev	Conc. Flag	CoD	CoD Flag	x=excluded
1	1	180226G4_2	Standard	12.500	1.87	29545.193	25585.738	14.434	12.6	0.9	NO		NO	bb
2	2	180226G4_3	Standard	12.500	1.86	30233.014	26651.463	14.180	12.4	-0.9	NO		NO	bb
3	3	180226G4_4	Standard	12.500	1.85	39605.504	34713.973	14.261	12.5	-0.3	NO		NO	bb
4	4	180226G4_5	Standard	12.500	1.86	35977.332	32384.674	13.887	12.1	-2.9	NO		NO	bb
5	5	180226G4_6	Standard	12.500	1.86	35287.766	30615.820	14.407	12.6	0.7	NO		NO	bb
6	6	180226G4_7	Standard	12.500	1.86	35291.832	31807.461	13.869	12.1	-3.1	NO		NO	bb
7	7	180226G4_8	Standard	12.500	1.86	32934.918	28676.285	14.356	12.5	0.3	NO		NO	bb
8	8	180226G4_9	Standard	12.500	1.86	34024.277	28829.113	14.753	12.9	3.1	NO		NO	bb
9	9	180226G4_10	Standard	12.500	1.85	27803.736	23767.117	14.623	12.8	2.2	NO		NO	bb

Vista Analytical Laboratory

Dataset: X:\G1.PRO\Results\2018\180226G4\180226G4-CRV.qld

Last Altered: Tuesday, February 27, 2018 10:54:07 Pacific Standard Time
Printed: Tuesday, February 27, 2018 10:54:22 Pacific Standard Time

Compound name: 13C3-PFBS
Response Factor: 0.209298
RRF SD: 0.0150212, Relative SD: 7.17698
Response type: Internal Std (Ref 21), Area * (IS Conc. / IS Area)
Curve type: RF

	#	Name	Type	Std. Conc	RT	Area	IS Area	Response	Conc.	%Dev	Conc. Flag	CoD	CoD Flag	x=excluded
1	1	180226G4_2	Standard	12.500	3.03	6089.773	28257.645	2.694	12.9	3.0	NO		NO	bb
2	2	180226G4_3	Standard	12.500	3.03	6254.543	29217.648	2.676	12.8	2.3	NO		NO	bb
3	3	180226G4_4	Standard	12.500	3.02	8348.300	40494.504	2.577	12.3	-1.5	NO		NO	bd
4	4	180226G4_5	Standard	12.500	3.02	7190.204	34824.832	2.581	12.3	-1.4	NO		NO	bb
5	5	180226G4_6	Standard	12.500	3.03	6719.104	34241.020	2.453	11.7	-6.2	NO		NO	bb
6	6	180226G4_7	Standard	12.500	3.03	6559.158	34784.148	2.357	11.3	-9.9	NO		NO	bd
7	7	180226G4_8	Standard	12.500	3.02	6076.485	27541.945	2.758	13.2	5.4	NO		NO	bb
8	8	180226G4_9	Standard	12.500	3.02	5414.789	27420.047	2.468	11.8	-5.6	NO		NO	bb
9	9	180226G4_10	Standard	12.500	3.02	4279.909	17939.303	2.982	14.2	14.0	NO		NO	bd

Compound name: 13C3-PFPeA
Response Factor: 0.546803
RRF SD: 0.0333539, Relative SD: 6.0998
Response type: Internal Std (Ref 21), Area * (IS Conc. / IS Area)
Curve type: RF

	#	Name	Type	Std. Conc	RT	Area	IS Area	Response	Conc.	%Dev	Conc. Flag	CoD	CoD Flag	x=excluded
1	1	180226G4_2	Standard	12.500	2.78	14227.521	28257.645	6.294	11.5	-7.9	NO		NO	bb
2	2	180226G4_3	Standard	12.500	2.78	16584.459	29217.648	7.095	13.0	3.8	NO		NO	bb
3	3	180226G4_4	Standard	12.500	2.77	21041.258	40494.504	6.495	11.9	-5.0	NO		NO	bb
4	4	180226G4_5	Standard	12.500	2.78	20212.115	34824.832	7.255	13.3	6.1	NO		NO	bb
5	5	180226G4_6	Standard	12.500	2.78	17812.352	34241.020	6.503	11.9	-4.9	NO		NO	bb
6	6	180226G4_7	Standard	12.500	2.78	18759.365	34784.148	6.741	12.3	-1.4	NO		NO	bb
7	7	180226G4_8	Standard	12.500	2.77	15080.441	27541.945	6.844	12.5	0.1	NO		NO	bb
8	8	180226G4_9	Standard	12.500	2.77	14657.183	27420.047	6.682	12.2	-2.2	NO		NO	bd
9	9	180226G4_10	Standard	12.500	2.77	10916.339	17939.303	7.606	13.9	11.3	NO		NO	bb

Vista Analytical Laboratory

Dataset: X:\G1.PRO\Results\2018\180226G4\180226G4-CRV.qld

Last Altered: Tuesday, February 27, 2018 10:54:07 Pacific Standard Time
Printed: Tuesday, February 27, 2018 10:54:22 Pacific Standard Time

Compound name: 13C2-PFHxA
Response Factor: 0.998322
RRF SD: 0.0748961, Relative SD: 7.5022
Response type: Internal Std (Ref 21), Area * (IS Conc. / IS Area)
Curve type: RF

	#	Name	Type	Std. Conc	RT	Area	IS Area	Response	Conc.	%Dev	Conc. Flag	CoD	CoD Flag	x=excluded
1	1	180226G4_2	Standard	5.000	3.38	10808.392	28257.645	4.781	4.8	-4.2	NO		NO	bd
2	2	180226G4_3	Standard	5.000	3.38	11516.586	29217.648	4.927	4.9	-1.3	NO		NO	bb
3	3	180226G4_4	Standard	5.000	3.38	15436.688	40494.504	4.765	4.8	-4.5	NO		NO	bb
4	4	180226G4_5	Standard	5.000	3.38	13323.657	34824.832	4.782	4.8	-4.2	NO		NO	bb
5	5	180226G4_6	Standard	5.000	3.38	12339.967	34241.020	4.505	4.5	-9.8	NO		NO	bd
6	6	180226G4_7	Standard	5.000	3.38	14052.449	34784.148	5.050	5.1	1.2	NO		NO	bb
7	7	180226G4_8	Standard	5.000	3.37	12203.439	27541.945	5.539	5.5	11.0	NO		NO	bb
8	8	180226G4_9	Standard	5.000	3.38	10803.195	27420.047	4.925	4.9	-1.3	NO		NO	bd
9	9	180226G4_10	Standard	5.000	3.38	8109.522	17939.303	5.651	5.7	13.2	NO		NO	bd

Compound name: 13C4-PFHpA
Response Factor: 0.614018
RRF SD: 0.0331027, Relative SD: 5.39116
Response type: Internal Std (Ref 21), Area * (IS Conc. / IS Area)
Curve type: RF

	#	Name	Type	Std. Conc	RT	Area	IS Area	Response	Conc.	%Dev	Conc. Flag	CoD	CoD Flag	x=excluded
1	1	180226G4_2	Standard	12.500	3.90	17817.117	28257.645	7.882	12.8	2.7	NO		NO	bb
2	2	180226G4_3	Standard	12.500	3.90	18850.596	29217.648	8.065	13.1	5.1	NO		NO	bb
3	3	180226G4_4	Standard	12.500	3.89	24663.469	40494.504	7.613	12.4	-0.8	NO		NO	bb
4	4	180226G4_5	Standard	12.500	3.90	20961.795	34824.832	7.524	12.3	-2.0	NO		NO	bb
5	5	180226G4_6	Standard	12.500	3.90	19735.063	34241.020	7.204	11.7	-6.1	NO		NO	bb
6	6	180226G4_7	Standard	12.500	3.90	20672.951	34784.148	7.429	12.1	-3.2	NO		NO	bb
7	7	180226G4_8	Standard	12.500	3.89	18691.242	27541.945	8.483	13.8	10.5	NO		NO	bb
8	8	180226G4_9	Standard	12.500	3.89	15822.221	27420.047	7.213	11.7	-6.0	NO		NO	bb
9	9	180226G4_10	Standard	12.500	3.89	10999.102	17939.303	7.664	12.5	-0.1	NO		NO	bb

Vista Analytical Laboratory

Dataset: X:\G1.PRO\Results\2018\180226G4\180226G4-CRV.qld

Last Altered: Tuesday, February 27, 2018 10:54:07 Pacific Standard Time
Printed: Tuesday, February 27, 2018 10:54:22 Pacific Standard Time

Compound name: 18O2-PFHxS
Response Factor: 0.563108
RRF SD: 0.0409457, Relative SD: 7.27137
Response type: Internal Std (Ref 22), Area * (IS Conc. / IS Area)
Curve type: RF

	#	Name	Type	Std. Conc	RT	Area	IS Area	Response	Conc.	%Dev	Conc. Flag	CoD	CoD Flag	x=excluded
1	1	180226G4_2	Standard	12.500	4.02	6650.365	11943.240	6.960	12.4	-1.1	NO		NO	bb
2	2	180226G4_3	Standard	12.500	4.02	6270.208	12133.023	6.460	11.5	-8.2	NO		NO	bb
3	3	180226G4_4	Standard	12.500	4.01	8938.526	16975.006	6.582	11.7	-6.5	NO		NO	bb
4	4	180226G4_5	Standard	12.500	4.01	7382.823	13310.558	6.933	12.3	-1.5	NO		NO	bb
5	5	180226G4_6	Standard	12.500	4.01	8469.273	13075.155	8.097	14.4	15.0	NO		NO	bd
6	6	180226G4_7	Standard	12.500	4.01	7202.169	13684.859	6.579	11.7	-6.5	NO		NO	bb
7	7	180226G4_8	Standard	12.500	4.01	7101.191	12059.034	7.361	13.1	4.6	NO		NO	bd
8	8	180226G4_9	Standard	12.500	4.01	6183.451	11005.235	7.023	12.5	-0.2	NO		NO	bb
9	9	180226G4_10	Standard	12.500	4.01	4788.486	8138.625	7.355	13.1	4.5	NO		NO	bb

Compound name: 13C2-PFOA
Response Factor: 1.68139
RRF SD: 0.147491, Relative SD: 8.77196
Response type: Internal Std (Ref 23), Area * (IS Conc. / IS Area)
Curve type: RF

	#	Name	Type	Std. Conc	RT	Area	IS Area	Response	Conc.	%Dev	Conc. Flag	CoD	CoD Flag	x=excluded
1	1	180226G4_2	Standard	12.500	4.31	20911.414	14590.046	17.916	10.7	-14.8	NO		NO	bd
2	2	180226G4_3	Standard	12.500	4.31	25807.033	12970.019	24.872	14.8	18.3	NO		NO	bb
3	3	180226G4_4	Standard	12.500	4.31	34133.156	20164.146	21.160	12.6	0.7	NO		NO	bb
4	4	180226G4_5	Standard	12.500	4.31	26058.934	15735.262	20.701	12.3	-1.5	NO		NO	bb
5	5	180226G4_6	Standard	12.500	4.31	27793.709	16493.676	21.064	12.5	0.2	NO		NO	bb
6	6	180226G4_7	Standard	12.500	4.31	28167.100	16427.557	21.433	12.7	2.0	NO		NO	bb
7	7	180226G4_8	Standard	12.500	4.31	24031.680	15398.085	19.509	11.6	-7.2	NO		NO	bb
8	8	180226G4_9	Standard	12.500	4.31	25687.342	15203.785	21.119	12.6	0.5	NO		NO	bb
9	9	180226G4_10	Standard	12.500	4.31	18578.824	10860.537	21.383	12.7	1.7	NO		NO	bb

Vista Analytical Laboratory

Dataset: X:\G1.PRO\Results\2018\180226G4\180226G4-CRV.qld

Last Altered: Tuesday, February 27, 2018 10:54:07 Pacific Standard Time
Printed: Tuesday, February 27, 2018 10:54:22 Pacific Standard Time

Compound name: 13C5-PFNA
Response Factor: 1.08958
RRF SD: 0.0814665, Relative SD: 7.4769
Response type: Internal Std (Ref 24), Area * (IS Conc. / IS Area)
Curve type: RF

	#	Name	Type	Std. Conc	RT	Area	IS Area	Response	Conc.	%Dev	Conc. Flag	CoD	CoD Flag	x=excluded
1	1	180226G4_2	Standard	12.500	4.66	14103.489	13586.050	12.976	11.9	-4.7	NO		NO	bb
2	2	180226G4_3	Standard	12.500	4.66	14191.625	12518.962	14.170	13.0	4.0	NO		NO	bd
3	3	180226G4_4	Standard	12.500	4.65	21252.055	17501.369	15.179	13.9	11.4	NO		NO	bd
4	4	180226G4_5	Standard	12.500	4.65	16854.844	15831.520	13.308	12.2	-2.3	NO		NO	bb
5	5	180226G4_6	Standard	12.500	4.65	17422.773	15914.368	13.685	12.6	0.5	NO		NO	bd
6	6	180226G4_7	Standard	12.500	4.65	15242.001	15681.754	12.149	11.2	-10.8	NO		NO	bb
7	7	180226G4_8	Standard	12.500	4.65	16308.745	13516.824	15.082	13.8	10.7	NO		NO	bb
8	8	180226G4_9	Standard	12.500	4.65	15256.798	14563.324	13.095	12.0	-3.9	NO		NO	bd
9	9	180226G4_10	Standard	12.500	4.65	13316.168	12870.475	12.933	11.9	-5.0	NO		NO	bd

Compound name: 13C8-PFOS
Response Factor: 0.979514
RRF SD: 0.0770476, Relative SD: 7.8659
Response type: Internal Std (Ref 25), Area * (IS Conc. / IS Area)
Curve type: RF

	#	Name	Type	Std. Conc	RT	Area	IS Area	Response	Conc.	%Dev	Conc. Flag	CoD	CoD Flag	x=excluded
1	1	180226G4_2	Standard	12.500	4.72	9510.092	8992.539	13.219	13.5	8.0	NO		NO	bd
2	2	180226G4_3	Standard	12.500	4.72	9388.439	9437.880	12.435	12.7	1.6	NO		NO	bb
3	3	180226G4_4	Standard	12.500	4.72	13477.300	13749.688	12.252	12.5	0.1	NO		NO	bd
4	4	180226G4_5	Standard	12.500	4.72	10698.403	10606.840	12.608	12.9	3.0	NO		NO	bb
5	5	180226G4_6	Standard	12.500	4.72	11153.378	12219.543	11.409	11.6	-6.8	NO		NO	bb
6	6	180226G4_7	Standard	12.500	4.72	10937.719	11367.078	12.028	12.3	-1.8	NO		NO	bd
7	7	180226G4_8	Standard	12.500	4.71	9324.277	11178.783	10.426	10.6	-14.8	NO		NO	bb
8	8	180226G4_9	Standard	12.500	4.72	10516.411	9570.031	13.736	14.0	12.2	NO		NO	MM
9	9	180226G4_10	Standard	12.500	4.71	7940.913	8216.001	12.081	12.3	-1.3	NO		NO	MM

Vista Analytical Laboratory

Dataset: X:\G1.PRO\Results\2018\180226G4\180226G4-CRV.qld

Last Altered: Tuesday, February 27, 2018 10:54:07 Pacific Standard Time
Printed: Tuesday, February 27, 2018 10:54:22 Pacific Standard Time

Compound name: 13C4-PFBA
Response Factor: 1
RRF SD: 0, Relative SD: 0
Response type: Internal Std (Ref 20), Area * (IS Conc. / IS Area)
Curve type: RF

	#	Name	Type	Std. Conc	RT	Area	IS Area	Response	Conc.	%Dev	Conc. Flag	CoD	CoD Flag	x=excluded
1	1	180226G4_2	Standard	12.500	1.86	25585.738	25585.738	12.500	12.5	0.0	NO		NO	bb
2	2	180226G4_3	Standard	12.500	1.86	26651.463	26651.463	12.500	12.5	0.0	NO		NO	bb
3	3	180226G4_4	Standard	12.500	1.85	34713.973	34713.973	12.500	12.5	0.0	NO		NO	bb
4	4	180226G4_5	Standard	12.500	1.86	32384.674	32384.674	12.500	12.5	0.0	NO		NO	bb
5	5	180226G4_6	Standard	12.500	1.86	30615.820	30615.820	12.500	12.5	0.0	NO		NO	bb
6	6	180226G4_7	Standard	12.500	1.86	31807.461	31807.461	12.500	12.5	0.0	NO		NO	bb
7	7	180226G4_8	Standard	12.500	1.86	28676.285	28676.285	12.500	12.5	0.0	NO		NO	bb
8	8	180226G4_9	Standard	12.500	1.86	28829.113	28829.113	12.500	12.5	0.0	NO		NO	bb
9	9	180226G4_10	Standard	12.500	1.83	23767.117	23767.117	12.500	12.5	0.0	NO		NO	bd

Compound name: 13C5-PFHxA
Response Factor: 1
RRF SD: 0, Relative SD: 0
Response type: Internal Std (Ref 21), Area * (IS Conc. / IS Area)
Curve type: RF

	#	Name	Type	Std. Conc	RT	Area	IS Area	Response	Conc.	%Dev	Conc. Flag	CoD	CoD Flag	x=excluded
1	1	180226G4_2	Standard	12.500	3.38	28257.645	28257.645	12.500	12.5	0.0	NO		NO	bb
2	2	180226G4_3	Standard	12.500	3.38	29217.648	29217.648	12.500	12.5	0.0	NO		NO	bd
3	3	180226G4_4	Standard	12.500	3.37	40494.504	40494.504	12.500	12.5	0.0	NO		NO	bb
4	4	180226G4_5	Standard	12.500	3.38	34824.832	34824.832	12.500	12.5	0.0	NO		NO	bb
5	5	180226G4_6	Standard	12.500	3.38	34241.020	34241.020	12.500	12.5	0.0	NO		NO	bb
6	6	180226G4_7	Standard	12.500	3.38	34784.148	34784.148	12.500	12.5	0.0	NO		NO	bb
7	7	180226G4_8	Standard	12.500	3.37	27541.945	27541.945	12.500	12.5	0.0	NO		NO	bb
8	8	180226G4_9	Standard	12.500	3.38	27420.047	27420.047	12.500	12.5	0.0	NO		NO	bb
9	9	180226G4_10	Standard	12.500	3.37	17939.303	17939.303	12.500	12.5	0.0	NO		NO	bd

Vista Analytical Laboratory

Dataset: X:\G1.PRO\Results\2018\180226G4\180226G4-CRV.qld

Last Altered: Tuesday, February 27, 2018 10:54:07 Pacific Standard Time
Printed: Tuesday, February 27, 2018 10:54:22 Pacific Standard Time

Compound name: 13C3-PFHxS
Response Factor: 1
RRF SD: 0, Relative SD: 0
Response type: Internal Std (Ref 22), Area * (IS Conc. / IS Area)
Curve type: RF

	#	Name	Type	Std. Conc	RT	Area	IS Area	Response	Conc.	%Dev	Conc. Flag	CoD	CoD Flag	x=excluded
1	1	180226G4_2	Standard	12.500	4.02	11943.240	11943.240	12.500	12.5	0.0	NO		NO	bb
2	2	180226G4_3	Standard	12.500	4.02	12133.023	12133.023	12.500	12.5	0.0	NO		NO	bb
3	3	180226G4_4	Standard	12.500	4.01	16975.006	16975.006	12.500	12.5	0.0	NO		NO	bb
4	4	180226G4_5	Standard	12.500	4.01	13310.558	13310.558	12.500	12.5	0.0	NO		NO	bb
5	5	180226G4_6	Standard	12.500	4.02	13075.155	13075.155	12.500	12.5	0.0	NO		NO	bb
6	6	180226G4_7	Standard	12.500	4.02	13684.859	13684.859	12.500	12.5	0.0	NO		NO	bd
7	7	180226G4_8	Standard	12.500	4.01	12059.034	12059.034	12.500	12.5	0.0	NO		NO	bd
8	8	180226G4_9	Standard	12.500	4.01	11005.235	11005.235	12.500	12.5	0.0	NO		NO	bb
9	9	180226G4_10	Standard	12.500	4.01	8138.625	8138.625	12.500	12.5	0.0	NO		NO	bb

Compound name: 13C8-PFOA
Response Factor: 1
RRF SD: 0, Relative SD: 0
Response type: Internal Std (Ref 23), Area * (IS Conc. / IS Area)
Curve type: RF

	#	Name	Type	Std. Conc	RT	Area	IS Area	Response	Conc.	%Dev	Conc. Flag	CoD	CoD Flag	x=excluded
1	1	180226G4_2	Standard	12.500	4.31	14590.046	14590.046	12.500	12.5	0.0	NO		NO	bb
2	2	180226G4_3	Standard	12.500	4.31	12970.019	12970.019	12.500	12.5	0.0	NO		NO	bb
3	3	180226G4_4	Standard	12.500	4.31	20164.146	20164.146	12.500	12.5	0.0	NO		NO	bb
4	4	180226G4_5	Standard	12.500	4.31	15735.262	15735.262	12.500	12.5	0.0	NO		NO	bd
5	5	180226G4_6	Standard	12.500	4.31	16493.676	16493.676	12.500	12.5	0.0	NO		NO	bd
6	6	180226G4_7	Standard	12.500	4.31	16427.557	16427.557	12.500	12.5	0.0	NO		NO	bd
7	7	180226G4_8	Standard	12.500	4.31	15398.085	15398.085	12.500	12.5	0.0	NO		NO	bb
8	8	180226G4_9	Standard	12.500	4.31	15203.785	15203.785	12.500	12.5	0.0	NO		NO	bd
9	9	180226G4_10	Standard	12.500	4.31	10860.537	10860.537	12.500	12.5	0.0	NO		NO	bd

Vista Analytical Laboratory

Dataset: X:\G1.PRO\Results\2018\180226G4\180226G4-CRV.qld

Last Altered: Tuesday, February 27, 2018 10:54:07 Pacific Standard Time
Printed: Tuesday, February 27, 2018 10:54:22 Pacific Standard Time

Compound name: 13C9-PFNA
Response Factor: 1
RRF SD: 7.85046e-017, Relative SD: 7.85046e-015
Response type: Internal Std (Ref 24), Area * (IS Conc. / IS Area)
Curve type: RF

	#	Name	Type	Std. Conc	RT	Area	IS Area	Response	Conc.	%Dev	Conc. Flag	CoD	CoD Flag	x=excluded
1	1	180226G4_2	Standard	12.500	4.66	13586.050	13586.050	12.500	12.5	0.0	NO		NO	bb
2	2	180226G4_3	Standard	12.500	4.66	12518.962	12518.962	12.500	12.5	0.0	NO		NO	bb
3	3	180226G4_4	Standard	12.500	4.65	17501.369	17501.369	12.500	12.5	0.0	NO		NO	bd
4	4	180226G4_5	Standard	12.500	4.65	15831.520	15831.520	12.500	12.5	0.0	NO		NO	bd
5	5	180226G4_6	Standard	12.500	4.65	15914.368	15914.368	12.500	12.5	0.0	NO		NO	bb
6	6	180226G4_7	Standard	12.500	4.65	15681.754	15681.754	12.500	12.5	0.0	NO		NO	bd
7	7	180226G4_8	Standard	12.500	4.65	13516.824	13516.824	12.500	12.5	0.0	NO		NO	bb
8	8	180226G4_9	Standard	12.500	4.65	14563.324	14563.324	12.500	12.5	0.0	NO		NO	bb
9	9	180226G4_10	Standard	12.500	4.65	12870.475	12870.475	12.500	12.5	0.0	NO		NO	bb

Compound name: 13C4-PFOS
Response Factor: 1
RRF SD: 0, Relative SD: 0
Response type: Internal Std (Ref 25), Area * (IS Conc. / IS Area)
Curve type: RF

	#	Name	Type	Std. Conc	RT	Area	IS Area	Response	Conc.	%Dev	Conc. Flag	CoD	CoD Flag	x=excluded
1	1	180226G4_2	Standard	12.500	4.72	8992.539	8992.539	12.500	12.5	0.0	NO		NO	bb
2	2	180226G4_3	Standard	12.500	4.72	9437.880	9437.880	12.500	12.5	0.0	NO		NO	bb
3	3	180226G4_4	Standard	12.500	4.72	13749.688	13749.688	12.500	12.5	0.0	NO		NO	bb
4	4	180226G4_5	Standard	12.500	4.72	10606.840	10606.840	12.500	12.5	0.0	NO		NO	bb
5	5	180226G4_6	Standard	12.500	4.72	12219.543	12219.543	12.500	12.5	0.0	NO		NO	bd
6	6	180226G4_7	Standard	12.500	4.72	11367.078	11367.078	12.500	12.5	0.0	NO		NO	bd
7	7	180226G4_8	Standard	12.500	4.72	11178.783	11178.783	12.500	12.5	0.0	NO		NO	bd
8	8	180226G4_9	Standard	12.500	4.72	9570.031	9570.031	12.500	12.5	0.0	NO		NO	bd
9	9	180226G4_10	Standard	12.500	4.71	8216.001	8216.001	12.500	12.5	0.0	NO		NO	bd

Vista Analytical Laboratory

Dataset: X:\G1.PRO\Results\2018\180226G4\180226G4-CRV.qld

Last Altered: Tuesday, February 27, 2018 08:36:23 Pacific Standard Time
Printed: Tuesday, February 27, 2018 09:18:51 Pacific Standard Time

Method: X:\G1.PRO\MethDB\PFAS_A_180208_L9.mdb 22 Feb 2018 16:09:08
Calibration: X:\G1.PRO\CurveDB\C18_VAL-PFC_Q1_02-26-18_L9.cdb 27 Feb 2018 08:36:23

Name: 180226G4_2, Date: 26-Feb-2018, Time: 16:47:15, ID: ST180226G4-1 PFC CS-2 18B2312, Description: PFC CS-2 18B0810

	#	Name	IS#	CoD	CoD Flag	%RSD
1	1	PFBA	11	0.9991	NO	
2	2	PFPeA	13	0.9999	NO	
3	3	PFBS	12	0.9964	NO	
4	4	PFHxA	14	0.9998	NO	
5	5	PFHpA	15	0.9991	NO	
6	6	PFHxS	16	0.9973	NO	
7	7	L-PFOA	17	0.9992	NO	
8	9	PFNA	18	0.9990	NO	
9	10	PFOS	19	0.9958	NO	
10	11	13C3-PFBA	20		NO	2.087
11	12	13C3-PFBS	21		NO	7.177
12	13	13C3-PFPeA	21		NO	6.100
13	14	13C2-PFHxA	21		NO	7.502
14	15	13C4-PFHpA	21		NO	5.391
15	16	18O2-PFHxS	22		NO	7.271
16	17	13C2-PFOA	23		NO	8.772
17	18	13C5-PFNA	24		NO	7.477
18	19	13C8-PFOS	25		NO	8.378
19	20	13C4-PFBA	20		NO	0.000
20	21	13C5-PFHxA	21		NO	0.000
21	22	13C3-PFHxS	22		NO	0.000
22	23	13C8-PFOA	23		NO	0.000
23	24	13C9-PFNA	24		NO	0.000
24	25	13C4-PFOS	25		NO	0.000

Vista Analytical Laboratory

Dataset: Untitled

Last Altered: Tuesday, February 27, 2018 09:23:31 Pacific Standard Time
Printed: Tuesday, February 27, 2018 09:25:44 Pacific Standard Time

Method: X:\G1.PRO\MethDB\PFAS_A_180208_L9.mdb 22 Feb 2018 16:09:08
Calibration: X:\G1.PRO\CurveDB\C18_VAL-PFC_Q1_02-26-18_L9.cdb 27 Feb 2018 08:36:23

Compound name: PFBA

	Name	ID	Acq.Date	Acq.Time
1	180226G4_1	IPA	26-Feb-18	16:35:01
2	180226G4_2	ST180226G4-1 PFC CS-2 18B2312	26-Feb-18	16:47:15
3	180226G4_3	ST180226G4-2 PFC CS-1 18B2313	26-Feb-18	16:59:50
4	180226G4_4	ST180226G4-3 PFC CS0 18B2314	26-Feb-18	17:12:23
5	180226G4_5	ST180226G4-4 PFC CS1 18B2315	26-Feb-18	17:24:56
6	180226G4_6	ST180226G4-5 PFC CS2 18B2316	26-Feb-18	17:37:29
7	180226G4_7	ST180226G4-6 PFC CS3 18B2317	26-Feb-18	17:50:02
8	180226G4_8	ST180226G4-7 PFC CS4 18B2318	26-Feb-18	18:02:36
9	180226G4_9	ST180226G4-8 PFC CS5 18B2319	26-Feb-18	18:15:09
10	180226G4_10	ST180226G4-9 PFC CS6 18B2320	26-Feb-18	18:27:43
11	180226G4_11	IPA	26-Feb-18	18:40:11
12	180226G4_12	ICV180226G4-1 PFC ICV 18B2311	26-Feb-18	18:52:47
13	180226G4_13	IPA	26-Feb-18	19:05:16

Vista Analytical Laboratory Q1

Dataset: X:\G1.PRO\Results\2018\180226G4\180226G4-CRV.qld

Last Altered: Tuesday, February 27, 2018 08:36:23 Pacific Standard Time
Printed: Tuesday, February 27, 2018 09:21:09 Pacific Standard Time

Method: X:\G1.PRO\MethDB\PFAS_A_180208_L9.mdb 22 Feb 2018 16:09:08
Calibration: X:\G1.PRO\CurveDB\C18_VAL-PFC_Q1_02-26-18_L9.cdb 27 Feb 2018 08:36:23

Compound name: PFBA
Correlation coefficient: r = 0.999556, r^2 = 0.999112
Calibration curve: 0.7753 * x + 0.0769486
Response type: Internal Std (Ref 11), Area * (IS Conc. / IS Area)
Curve type: Linear, Origin: Exclude, Weighting: 1/x, Axis trans: None

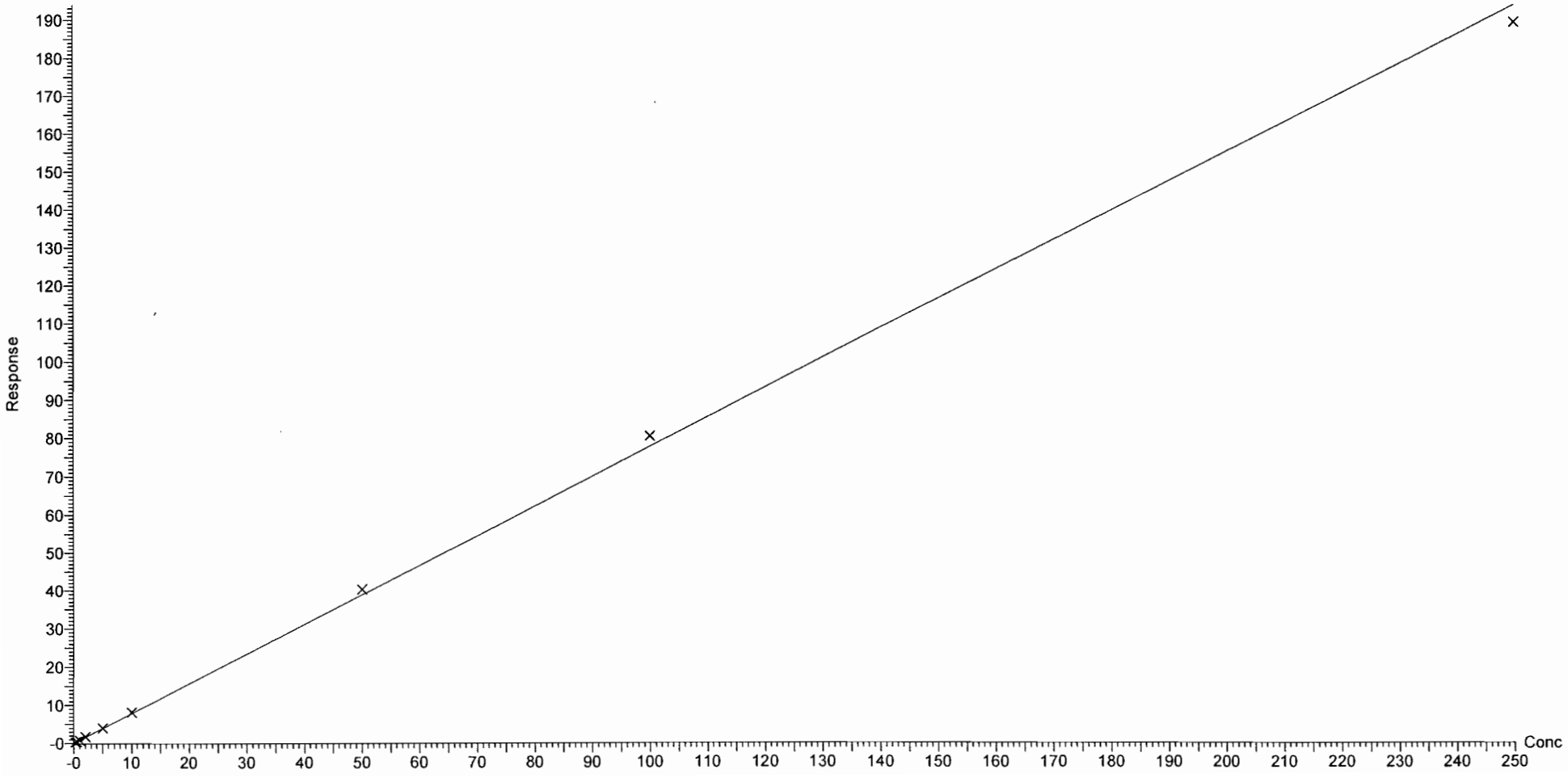

Dataset: X:\G1.PRO\Results\2018\180226G4\180226G4-CRV.qld

Last Altered: Tuesday, February 27, 2018 08:36:23 Pacific Standard Time
Printed: Tuesday, February 27, 2018 09:21:09 Pacific Standard Time

Compound name: PFPeA
Correlation coefficient: r = 0.999943, r^2 = 0.999885
Calibration curve: 1.05403 * x + -0.0204559
Response type: Internal Std (Ref 13), Area * (IS Conc. / IS Area)
Curve type: Linear, Origin: Exclude, Weighting: 1/x, Axis trans: None

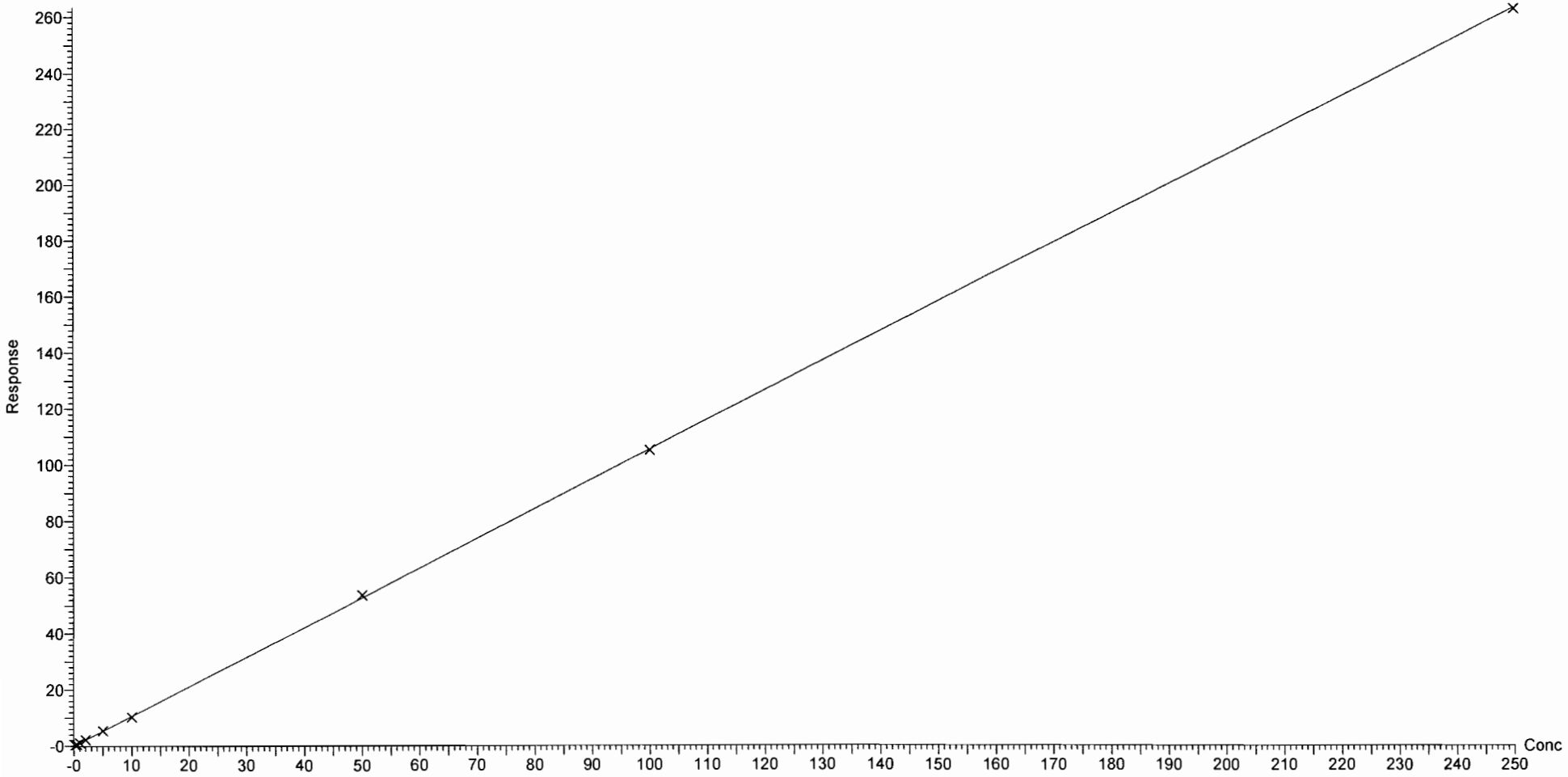

Vista Analytical Laboratory Q1

Dataset: X:\G1.PRO\Results\2018\180226G4\180226G4-CRV.qld

Last Altered: Tuesday, February 27, 2018 08:36:23 Pacific Standard Time
Printed: Tuesday, February 27, 2018 09:21:09 Pacific Standard Time

Compound name: PFBS
Correlation coefficient: r = 0.998188, r^2 = 0.996379
Calibration curve: 1.49142 * x + 0.000917713
Response type: Internal Std (Ref 12), Area * (IS Conc. / IS Area)
Curve type: Linear, Origin: Exclude, Weighting: 1/x, Axis trans: None

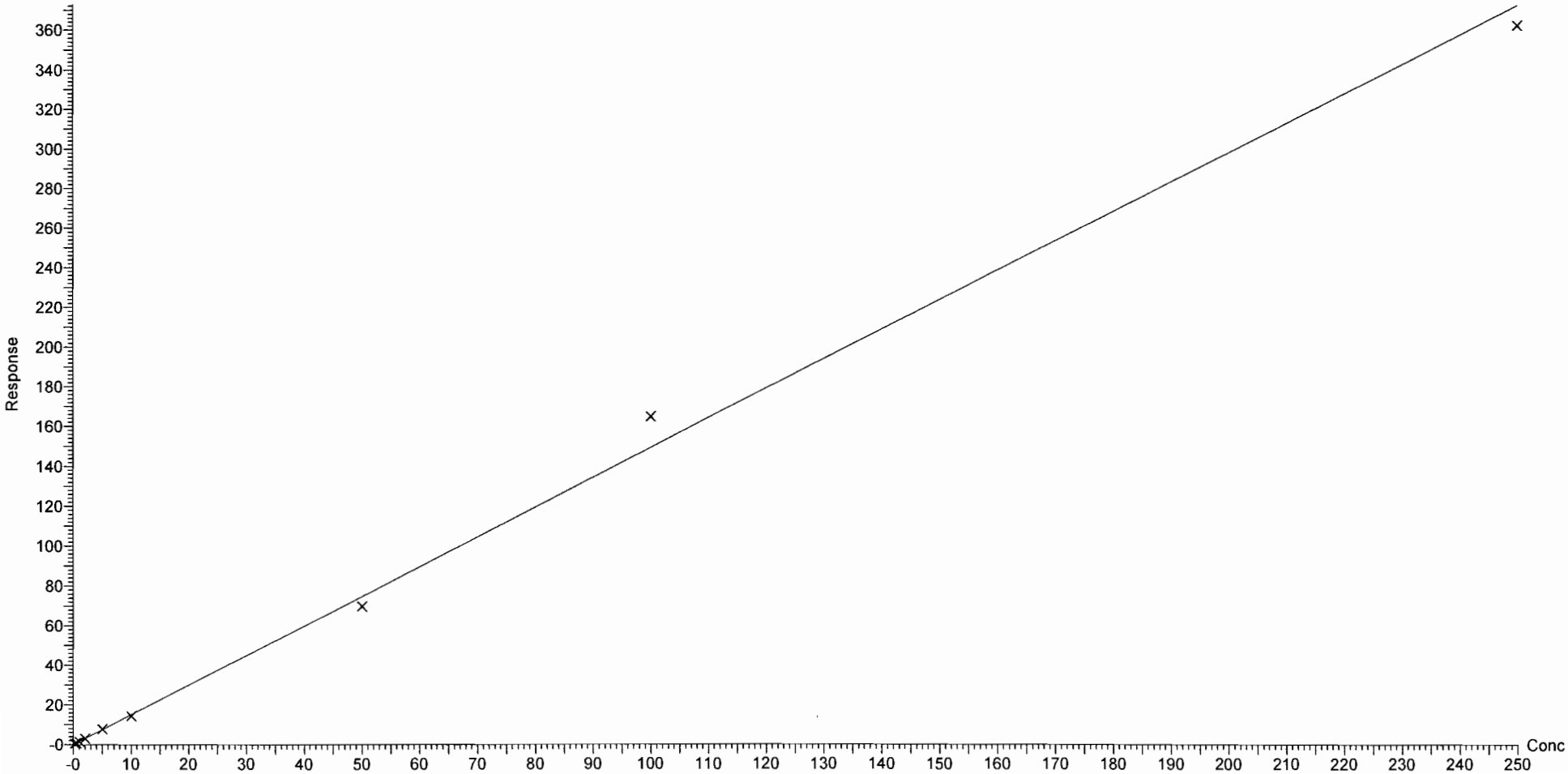

Vista Analytical Laboratory Q1

Dataset: X:\G1.PRO\Results\2018\180226G4\180226G4-CRV.qld

Last Altered: Tuesday, February 27, 2018 08:36:23 Pacific Standard Time
Printed: Tuesday, February 27, 2018 09:21:09 Pacific Standard Time

Compound name: PFHxA
Coefficient of Determination: R^2 = 0.999816
Calibration curve: -0.000369031 * x^2 + 0.694238 * x + 0.0462996
Response type: Internal Std (Ref 14), Area * (IS Conc. / IS Area)
Curve type: 2nd Order, Origin: Exclude, Weighting: 1/x, Axis trans: None

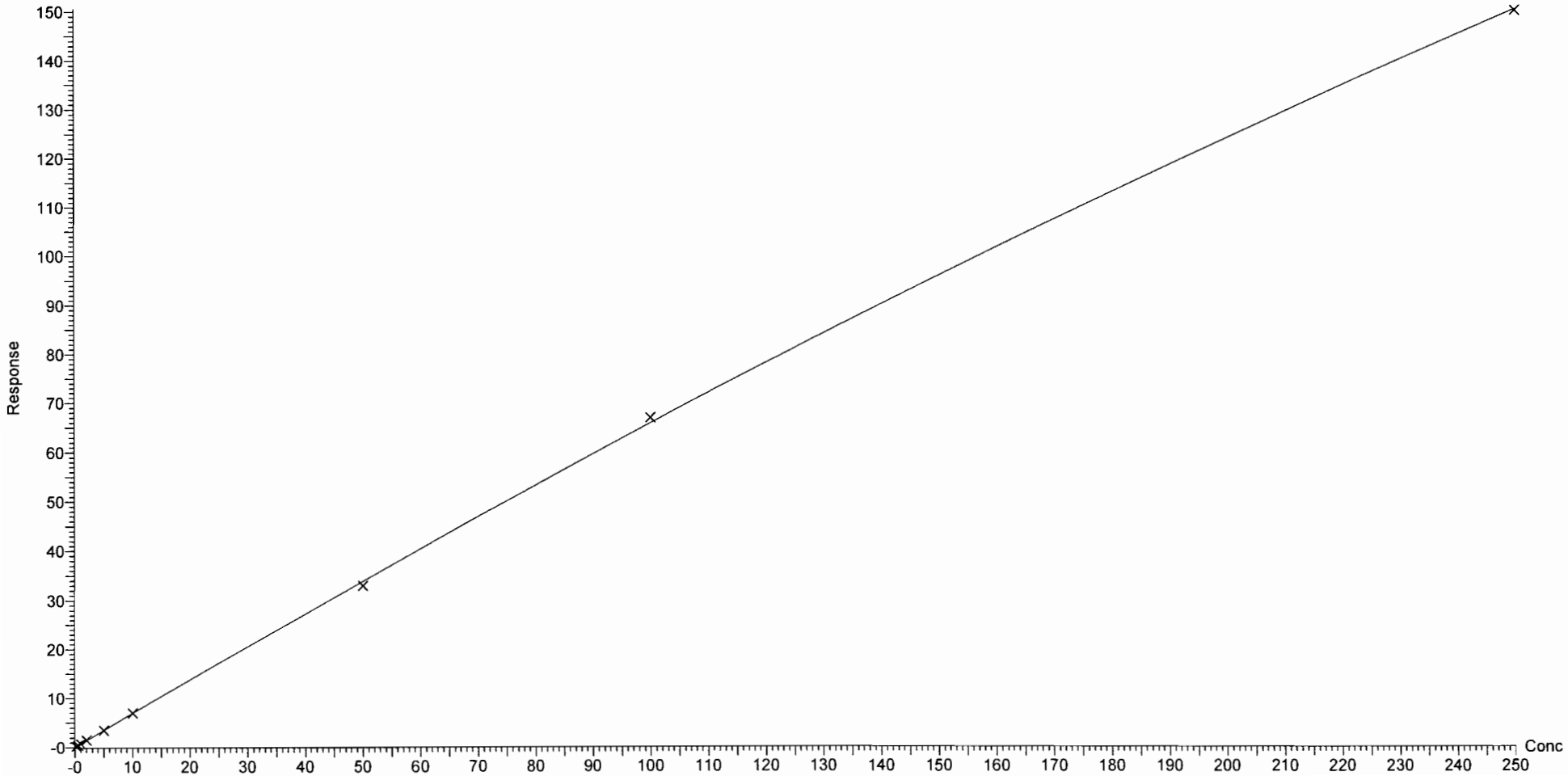

Dataset: X:\G1.PRO\Results\2018\180226G4\180226G4-CRV.qld

Last Altered: Tuesday, February 27, 2018 08:36:23 Pacific Standard Time
Printed: Tuesday, February 27, 2018 09:21:09 Pacific Standard Time

Compound name: PFHpA
Correlation coefficient: r = 0.999537, r^2 = 0.999074
Calibration curve: 1.40083 * x + 0.101348
Response type: Internal Std (Ref 15), Area * (IS Conc. / IS Area)
Curve type: Linear, Origin: Exclude, Weighting: 1/x, Axis trans: None

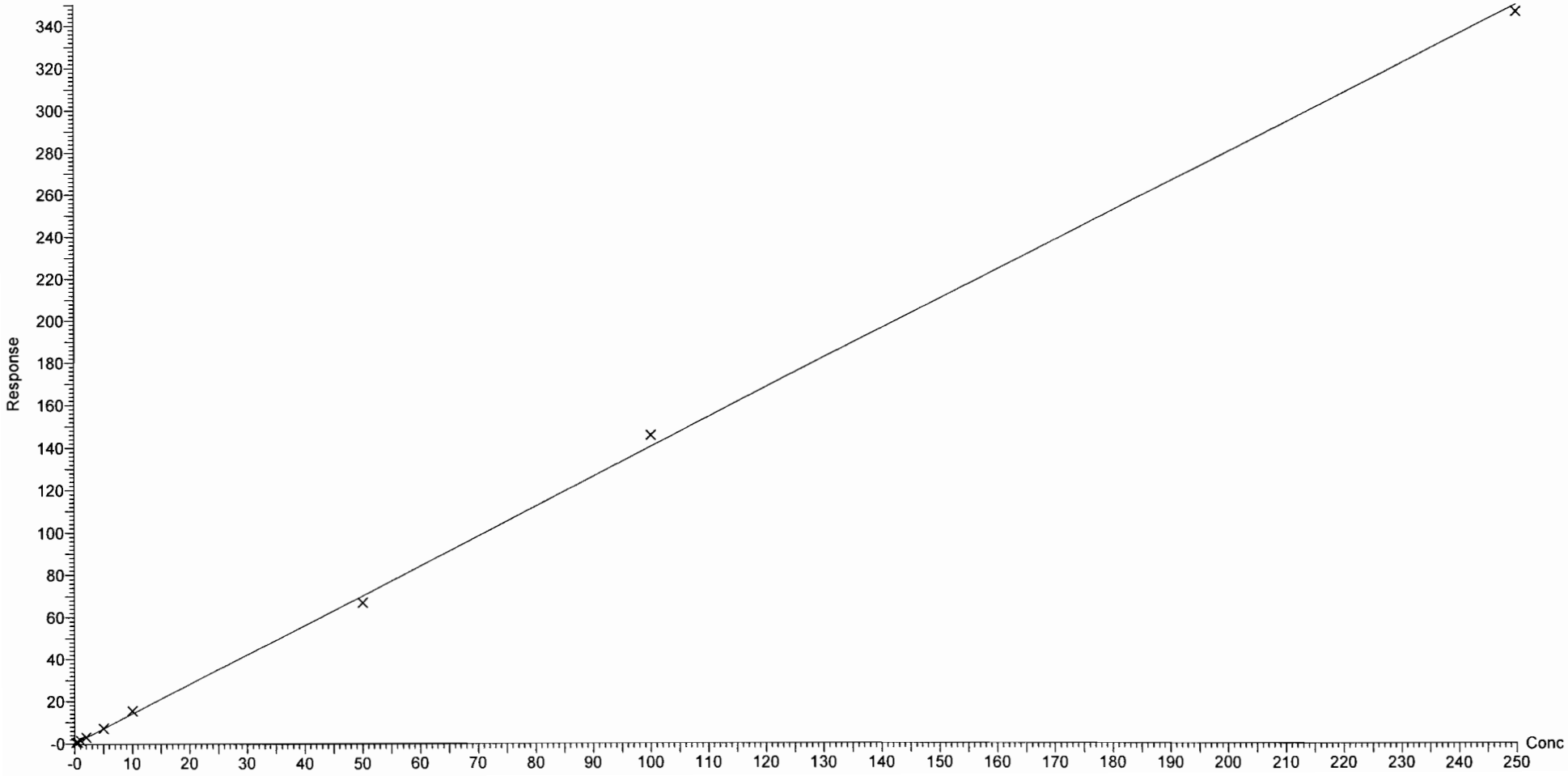

Vista Analytical Laboratory Q1

Dataset: X:\G1.PRO\Results\2018\180226G4\180226G4-CRV.qld

Last Altered: Tuesday, February 27, 2018 08:36:23 Pacific Standard Time
Printed: Tuesday, February 27, 2018 09:21:09 Pacific Standard Time

Compound name: PFHxS
Coefficient of Determination: R^2 = 0.997312
Calibration curve: 0.00151997 * x^2 + 1.35001 * x + 0.385163
Response type: Internal Std (Ref 16), Area * (IS Conc. / IS Area)
Curve type: 2nd Order, Origin: Exclude, Weighting: 1/x, Axis trans: None

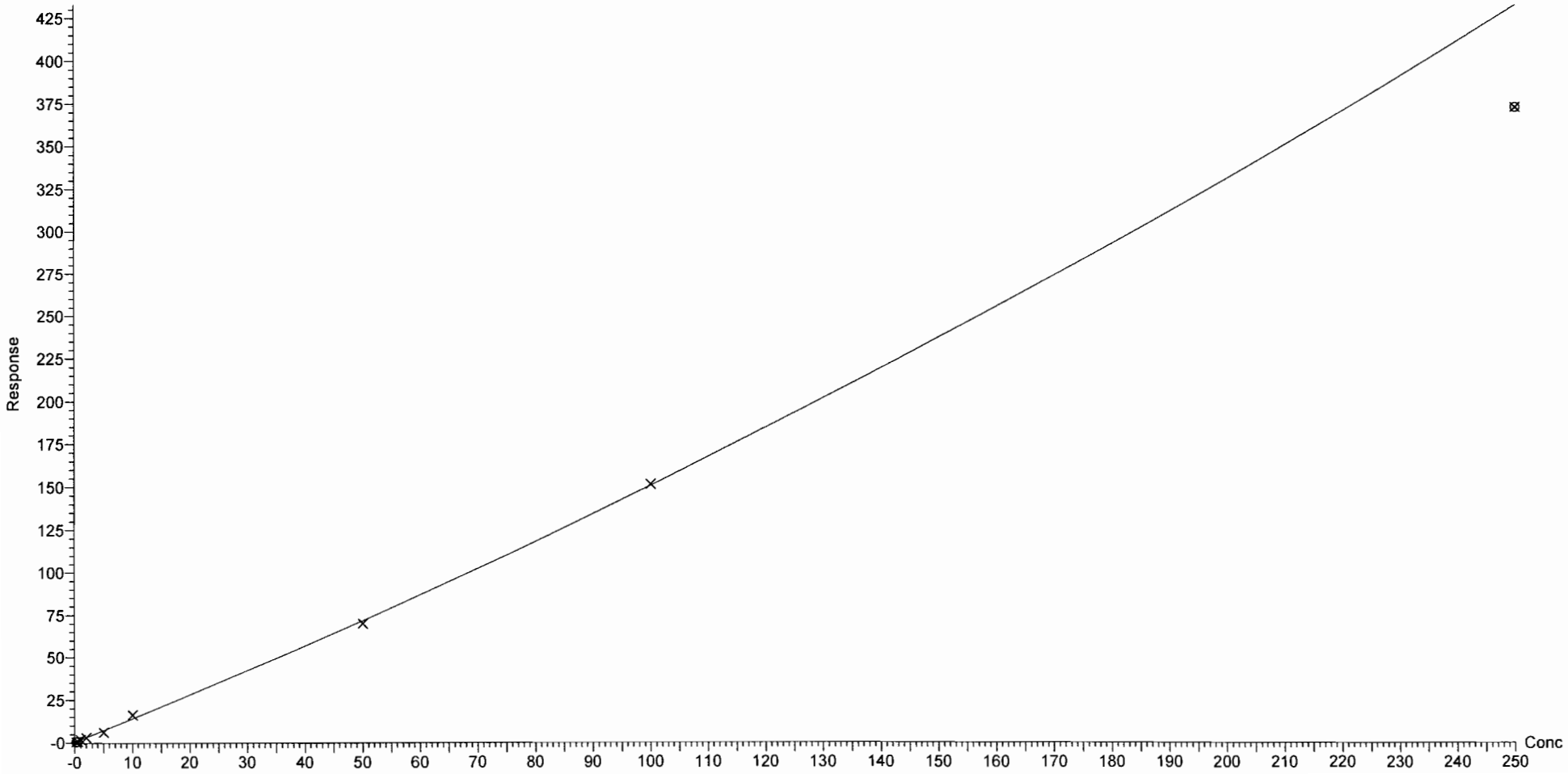

Vista Analytical Laboratory Q1

Dataset: X:\G1.PRO\Results\2018\180226G4\180226G4-CRV.qld

Last Altered: Tuesday, February 27, 2018 08:36:23 Pacific Standard Time
Printed: Tuesday, February 27, 2018 09:21:09 Pacific Standard Time

Compound name: L-PFOA
Correlation coefficient: r = 0.999602, r^2 = 0.999204
Calibration curve: 0.873475 * x + 0.0847181
Response type: Internal Std (Ref 17), Area * (IS Conc. / IS Area)
Curve type: Linear, Origin: Exclude, Weighting: 1/x, Axis trans: None

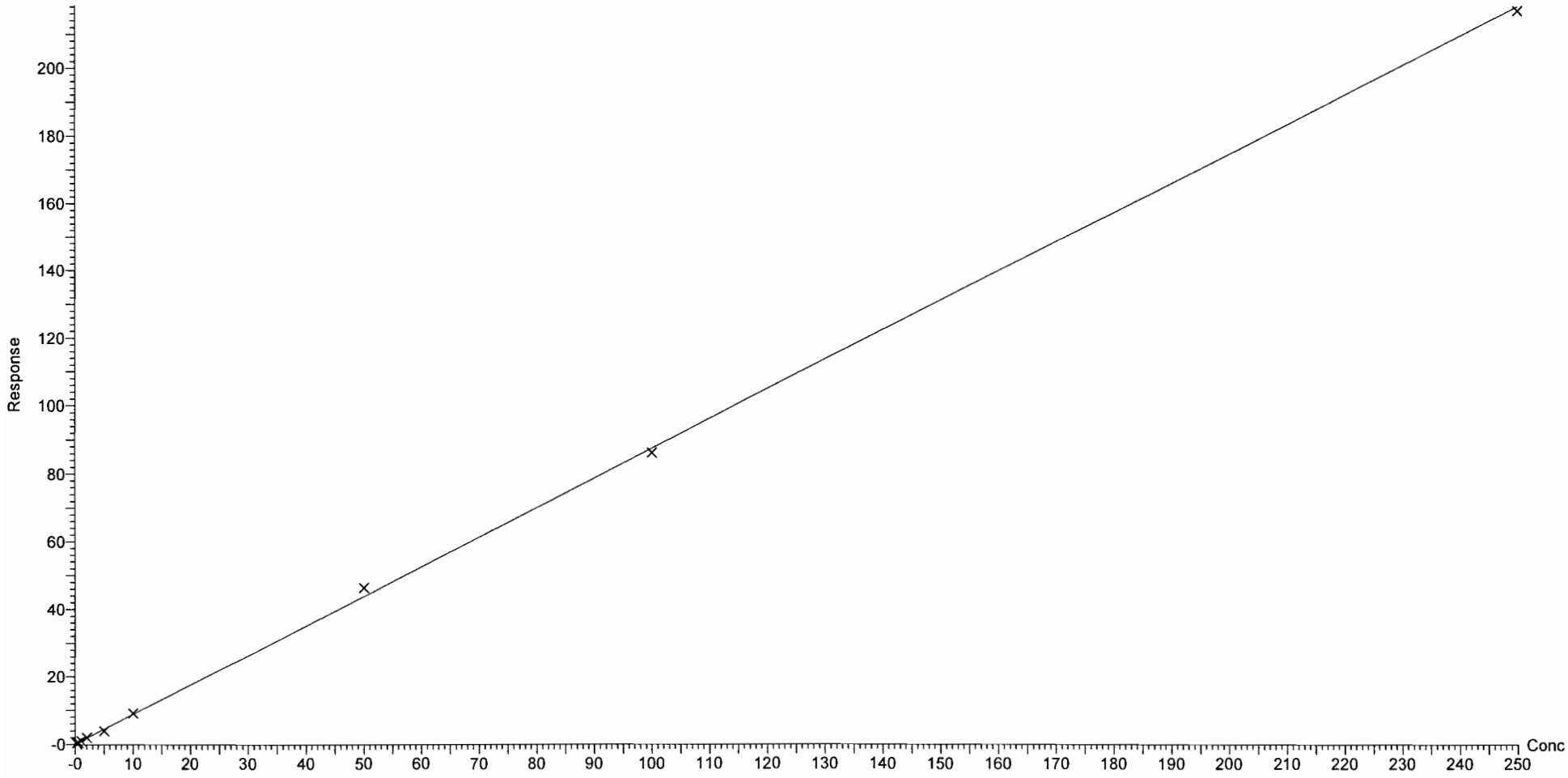

Dataset: X:\G1.PRO\Results\2018\180226G4\180226G4-CRV.qld

Last Altered: Tuesday, February 27, 2018 08:36:23 Pacific Standard Time
Printed: Tuesday, February 27, 2018 09:21:09 Pacific Standard Time

Compound name: PFNA
Coefficient of Determination: R^2 = 0.998965
Calibration curve: -0.000260626 * x^2 + 1.40183 * x + 0.0355672
Response type: Internal Std (Ref 18), Area * (IS Conc. / IS Area)
Curve type: 2nd Order, Origin: Exclude, Weighting: 1/x, Axis trans: None

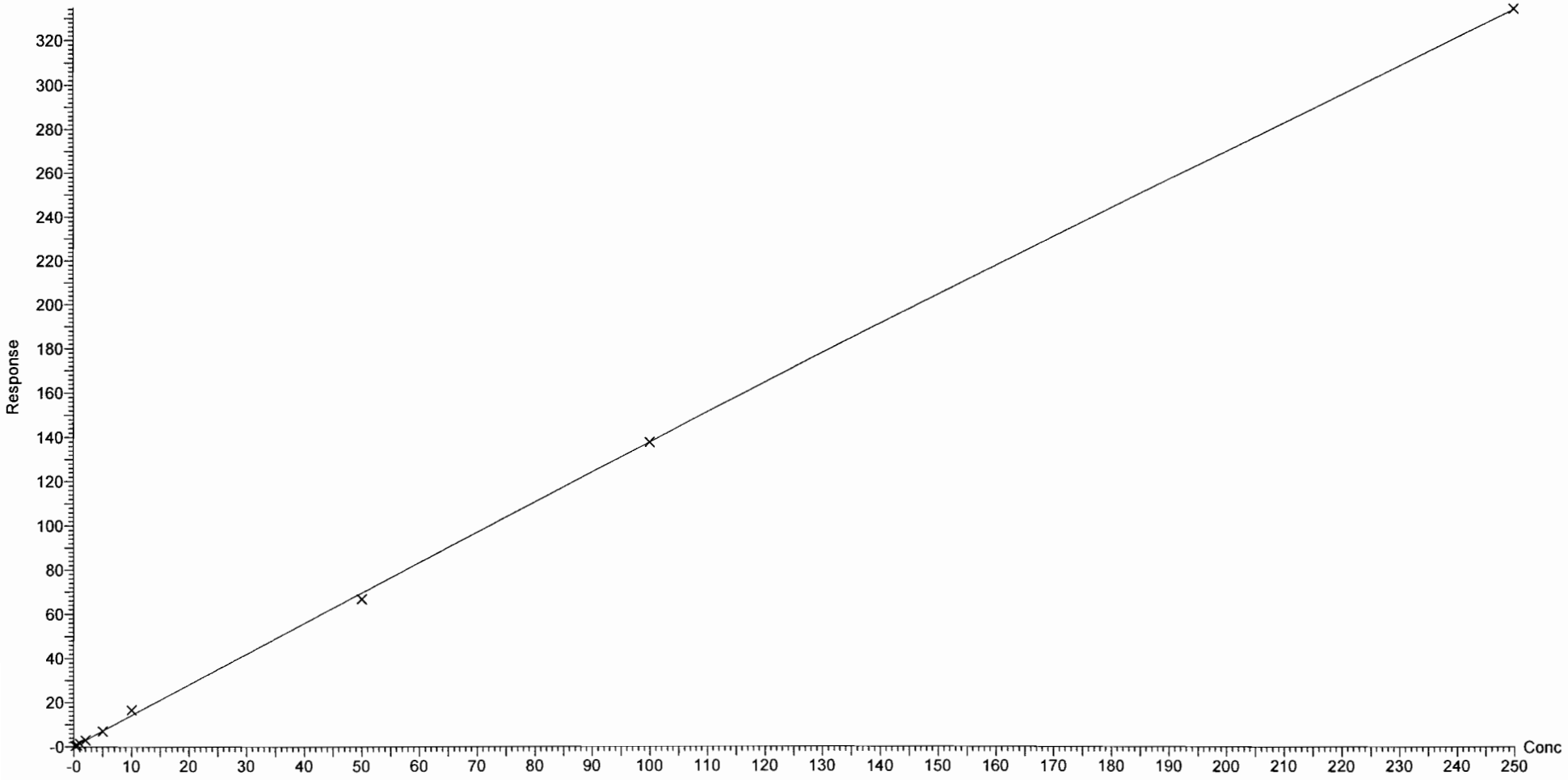

Dataset: X:\G1.PRO\Results\2018\180226G4\180226G4-CRV.qld

Last Altered: Tuesday, February 27, 2018 10:54:07 Pacific Standard Time
Printed: Tuesday, February 27, 2018 11:41:59 Pacific Standard Time

Compound name: PFOS
Coefficient of Determination: R^2 = 0.995941
Calibration curve: 0.000708564 * x^2 + 0.759575 * x + 0.0716128
Response type: Internal Std (Ref 19), Area * (IS Conc. / IS Area)
Curve type: 2nd Order, Origin: Exclude, Weighting: 1/x, Axis trans: None

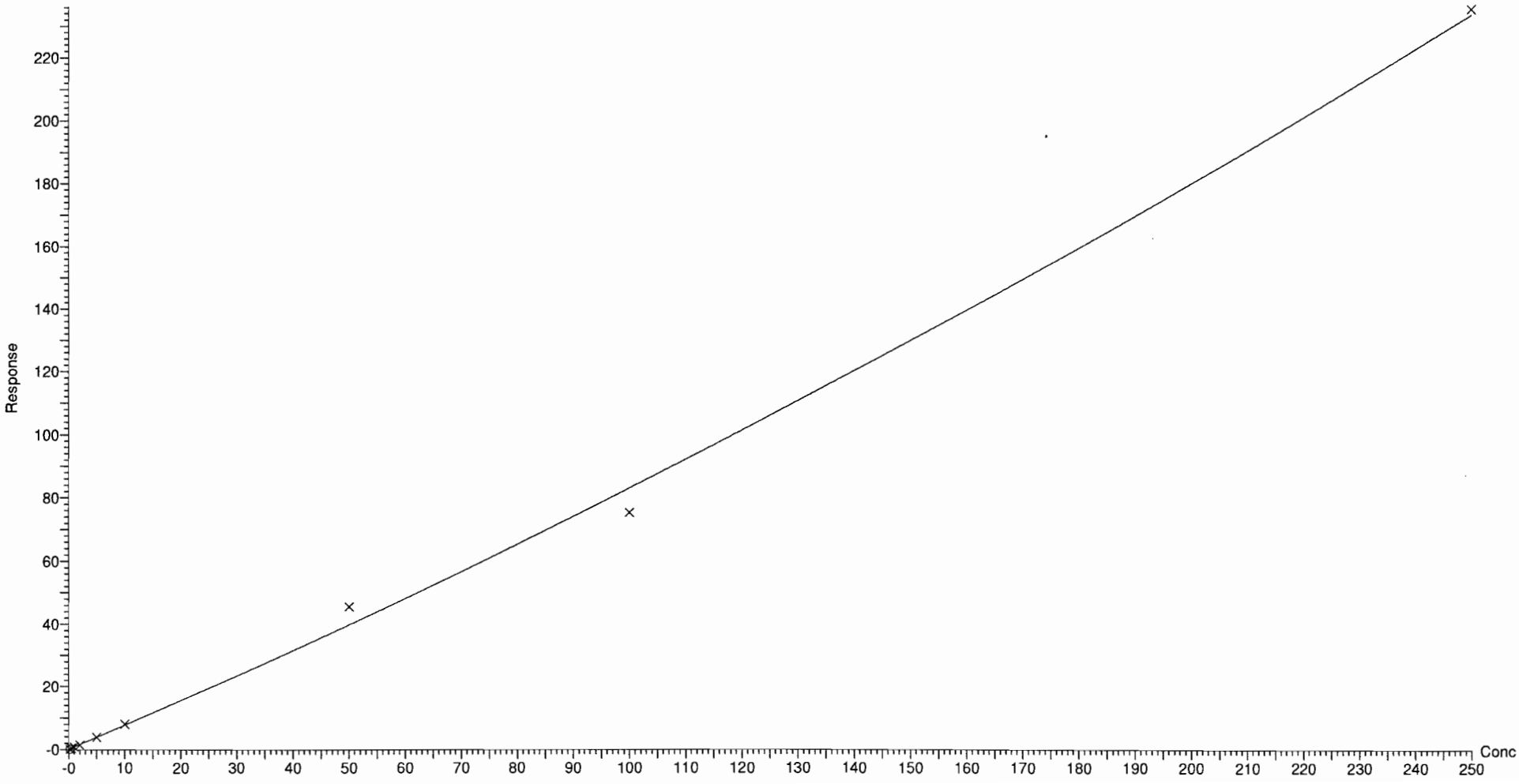

Dataset: X:\G1.PRO\Results\2018\180226G4\180226G4-CRV.qld

Last Altered: Tuesday, February 27, 2018 08:36:23 Pacific Standard Time
Printed: Tuesday, February 27, 2018 09:21:47 Pacific Standard Time

Method: X:\G1.PRO\MethDB\PFAS_A_180208_L9.mdb 22 Feb 2018 16:09:08
Calibration: X:\G1.PRO\CurveDB\C18_VAL-PFC_Q1_02-26-18_L9.cdb 27 Feb 2018 08:36:23

Name: 180226G4_2, Date: 26-Feb-2018, Time: 16:47:15, ID: ST180226G4-1 PFC CS-2 18B2312, Description: PFC CS-2 18B0810

PFBA

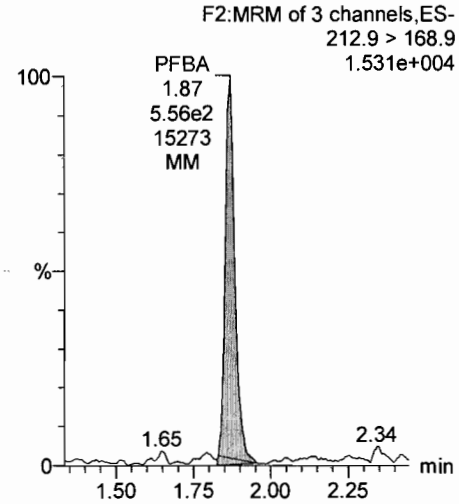

PFPeA

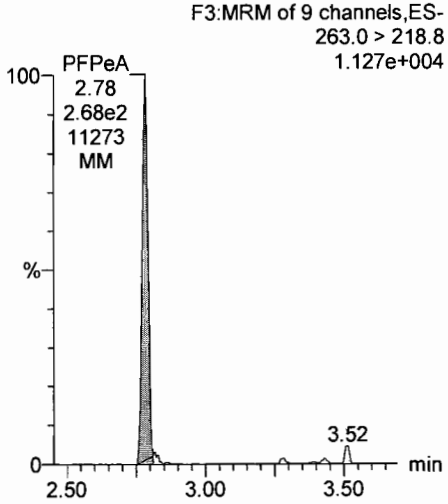

PFBS

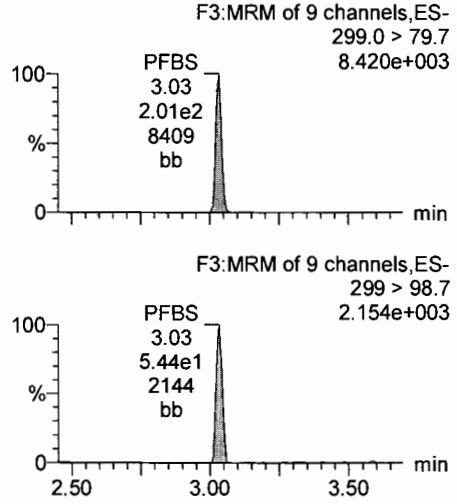

PFHxA

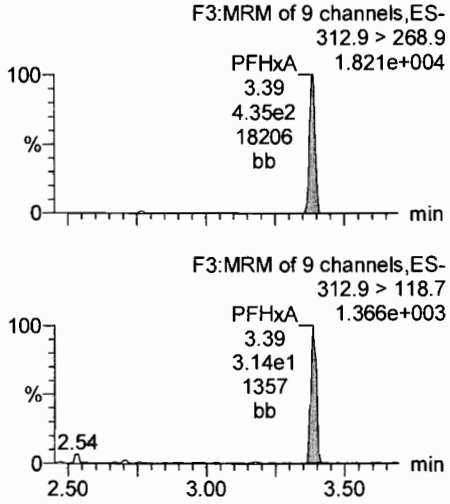

13C3-PFBA

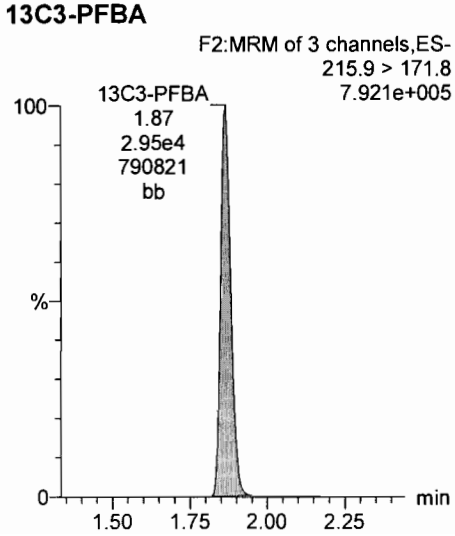

13C3-PFPeA

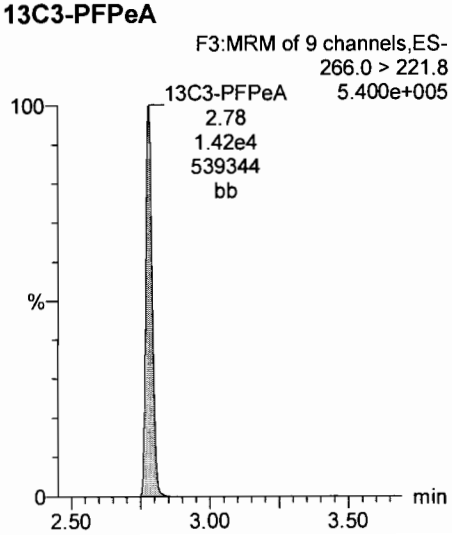

13C3-PFBS

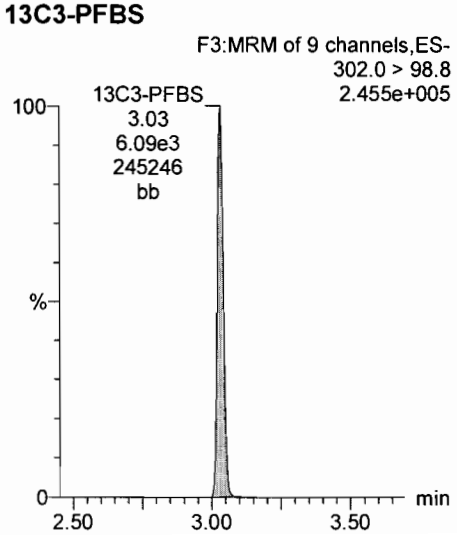

13C2-PFHxA

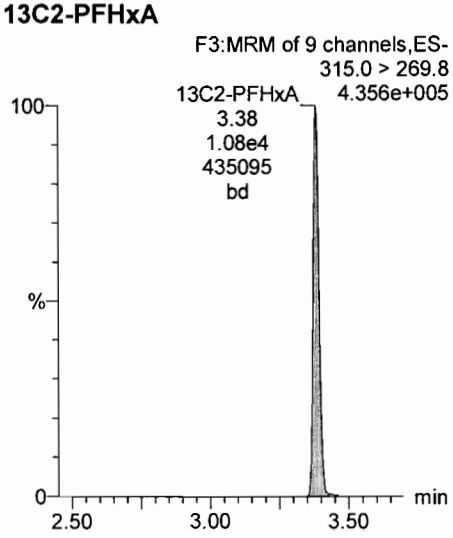

Dataset: X:\G1.PRO\Results\2018\180226G4\180226G4-CRV.qld

Last Altered: Tuesday, February 27, 2018 08:36:23 Pacific Standard Time
Printed: Tuesday, February 27, 2018 09:21:47 Pacific Standard Time

Name: 180226G4_2, Date: 26-Feb-2018, Time: 16:47:15, ID: ST180226G4-1 PFC CS-2 18B2312, Description: PFC CS-2 18B0810

PFHpA

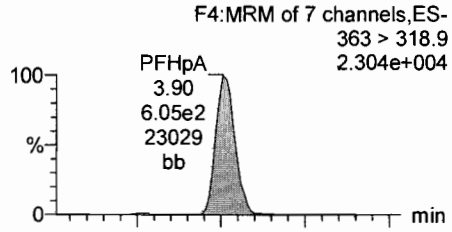

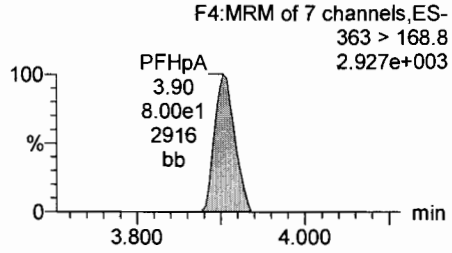

PFHxS

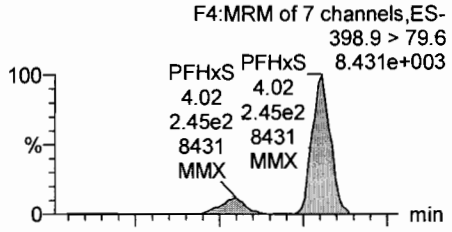

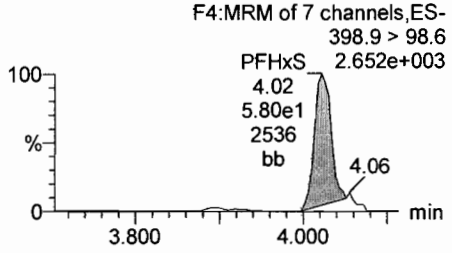

L-PFOA

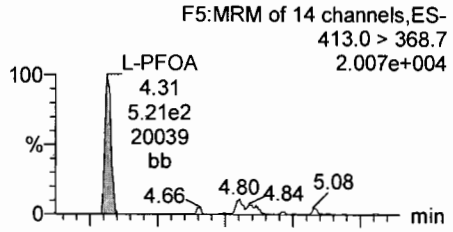

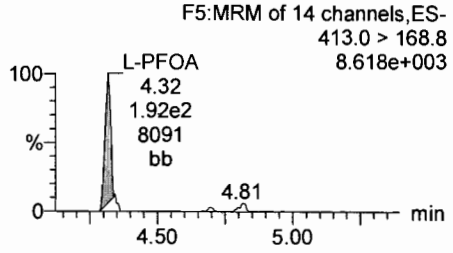

PFNA

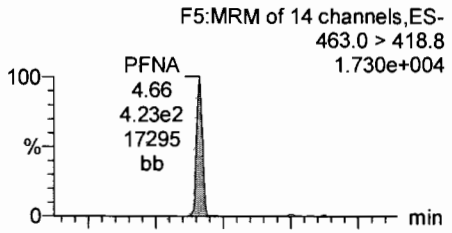

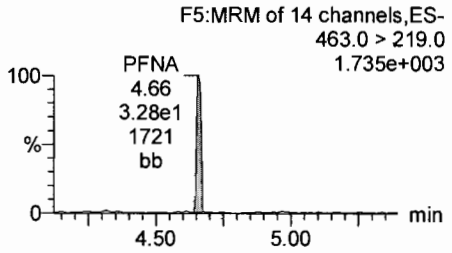

13C4-PFHpA

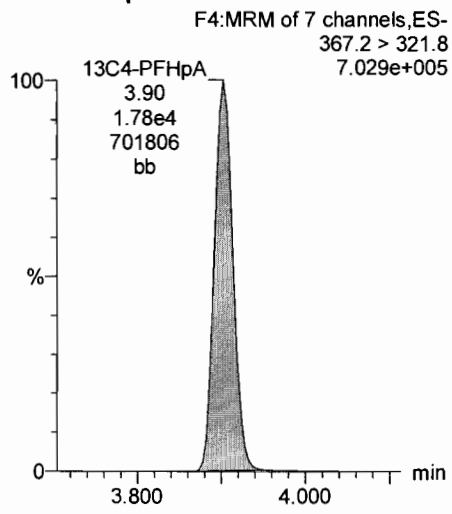

18O2-PFHxS

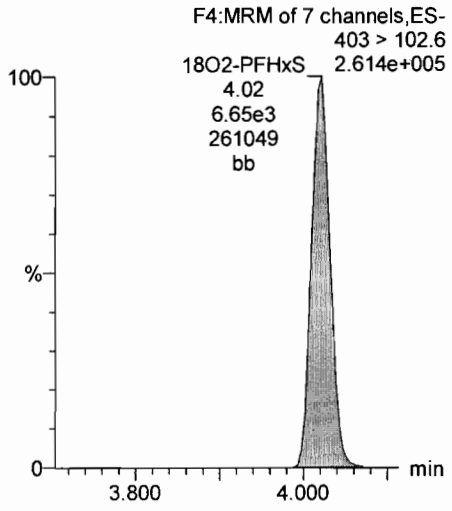

13C2-PFOA

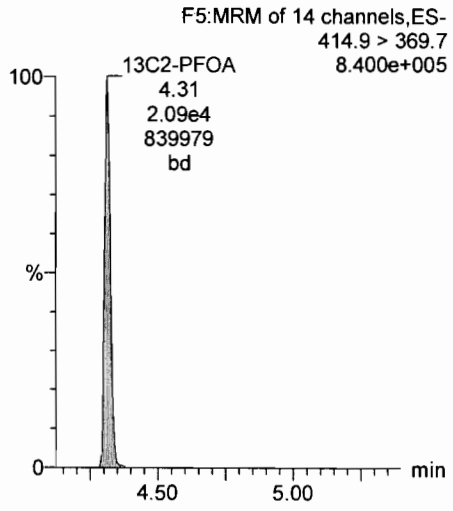

13C5-PFNA

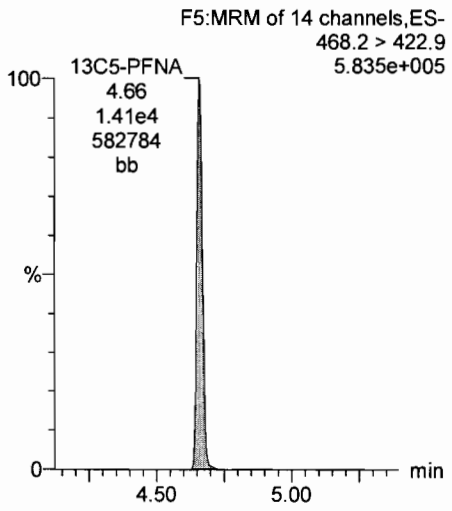

Dataset: X:\G1.PRO\Results\2018\180226G4\180226G4-CRV.qld

Last Altered: Tuesday, February 27, 2018 08:36:23 Pacific Standard Time
Printed: Tuesday, February 27, 2018 09:21:47 Pacific Standard Time

Name: 180226G4_2, Date: 26-Feb-2018, Time: 16:47:15, ID: ST180226G4-1 PFC CS-2 18B2312, Description: PFC CS-2 18B0810

PFOS

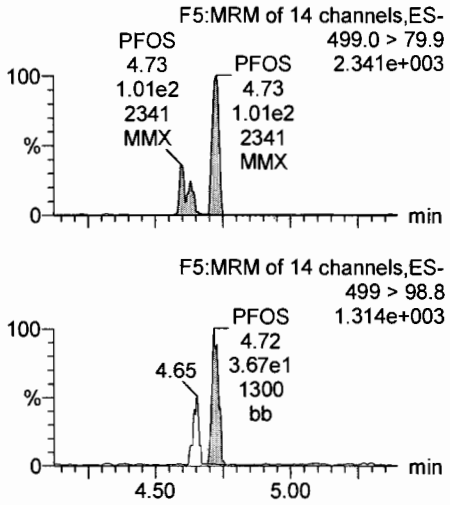

13C4-PFBA

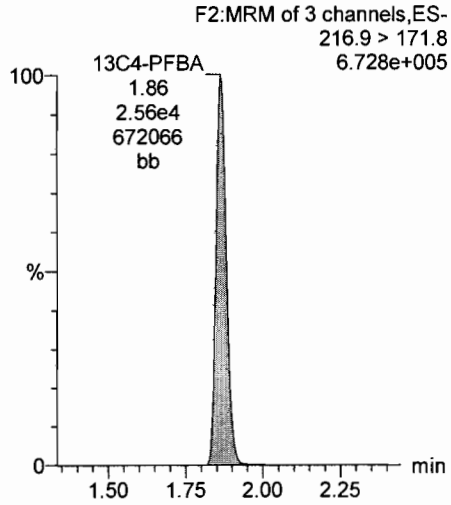

13C5-PFHxA

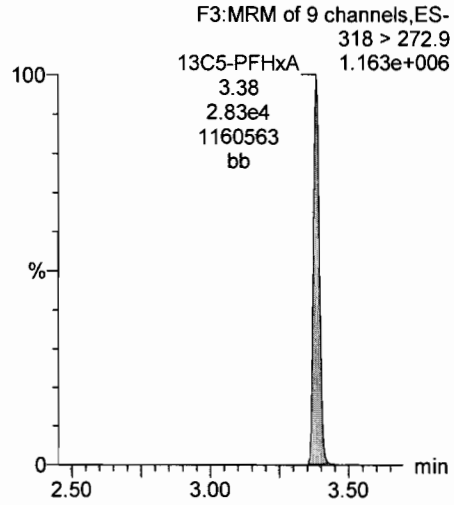

13C3-PFHxS

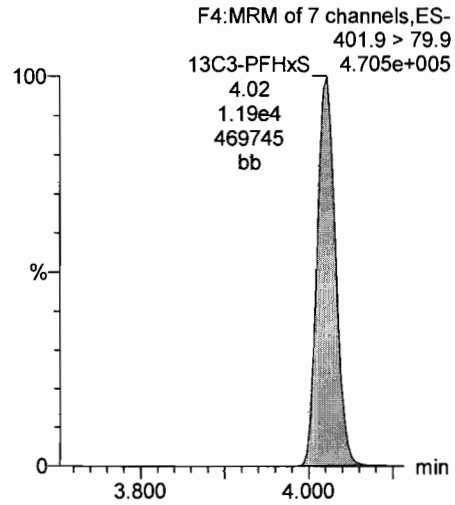

13C8-PFOS

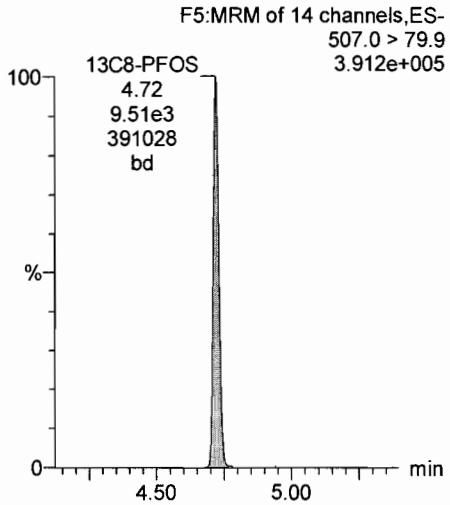

13C8-PFOA

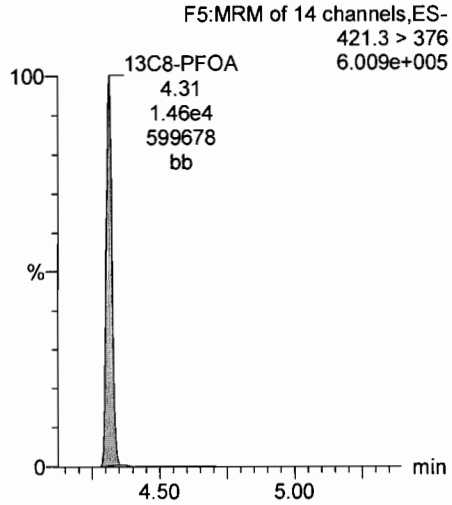

13C9-PFNA

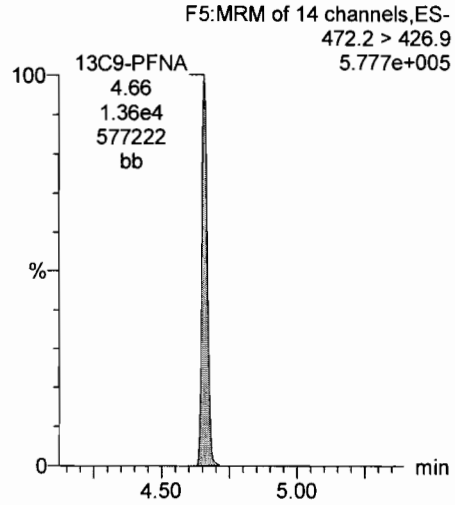

13C4-PFOS

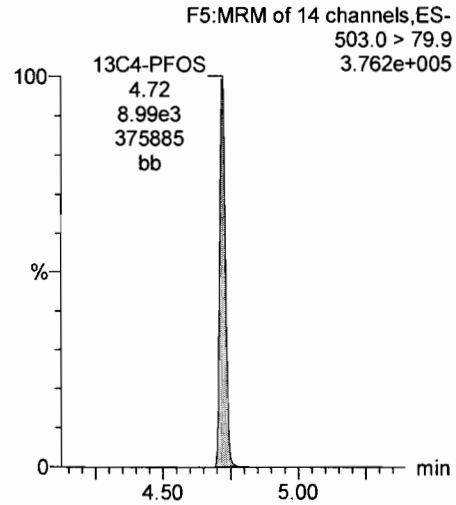

Dataset: X:\G1.PRO\Results\2018\180226G4\180226G4-CRV.qld

Last Altered: Tuesday, February 27, 2018 08:36:23 Pacific Standard Time
Printed: Tuesday, February 27, 2018 09:21:47 Pacific Standard Time

Name: 180226G4_3, Date: 26-Feb-2018, Time: 16:59:50, ID: ST180226G4-2 PFC CS-1 18B2313, Description: PFC CS-1 18B0811

PFBA

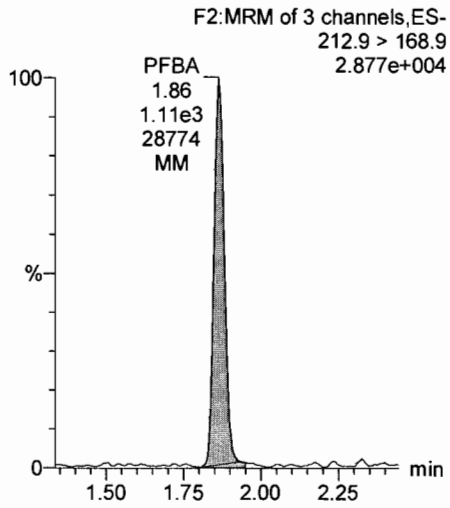

PFPeA

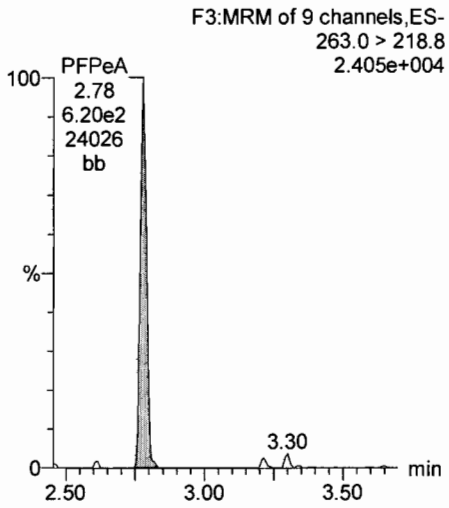

PFBS

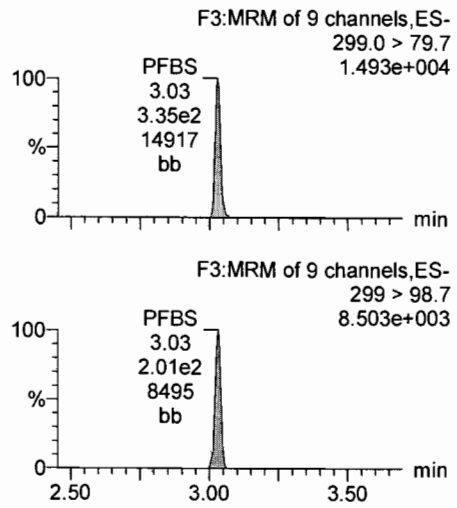

PFHxA

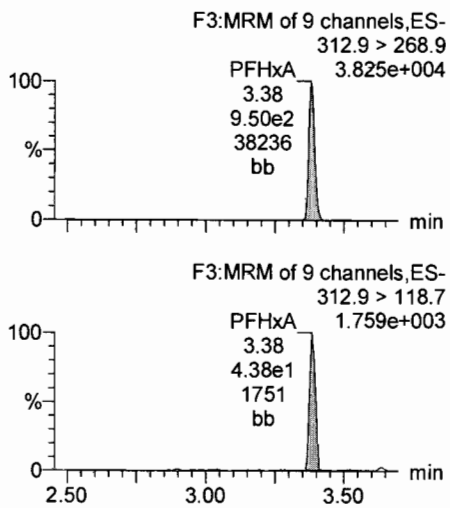

13C3-PFBA

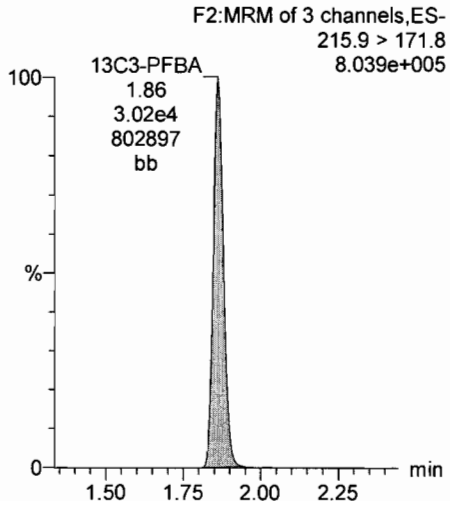

13C3-PFPeA

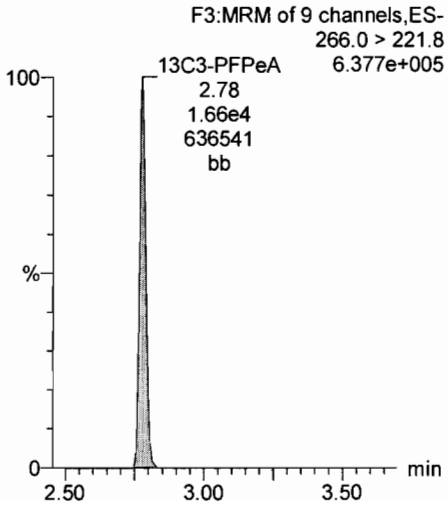

13C3-PFBS

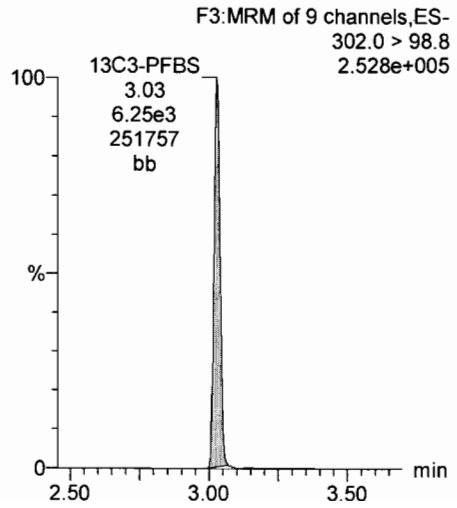

13C2-PFHxA

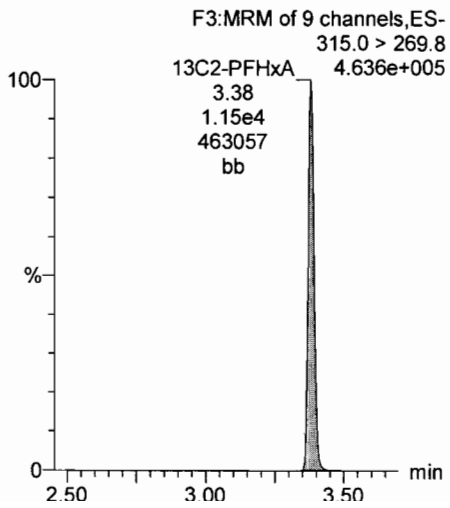

Dataset: X:\G1.PRO\Results\2018\180226G4\180226G4-CRV.qld

Last Altered: Tuesday, February 27, 2018 08:36:23 Pacific Standard Time
Printed: Tuesday, February 27, 2018 09:21:47 Pacific Standard Time

Name: 180226G4_3, Date: 26-Feb-2018, Time: 16:59:50, ID: ST180226G4-2 PFC CS-1 18B2313, Description: PFC CS-1 18B0811

PFHpA

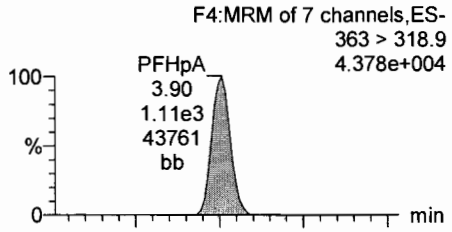

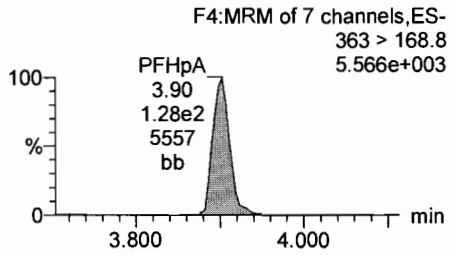

PFHxS

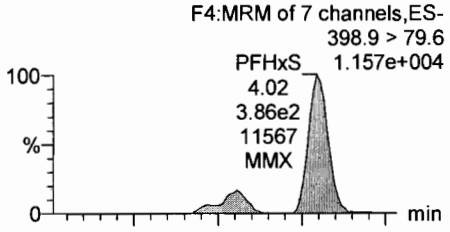

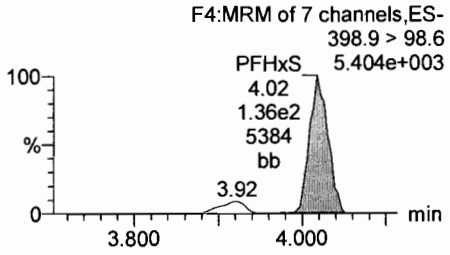

L-PFOA

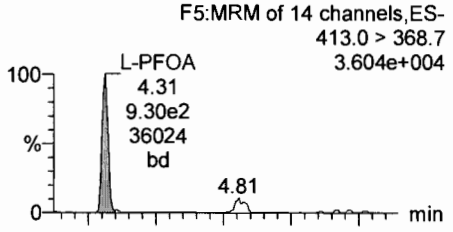

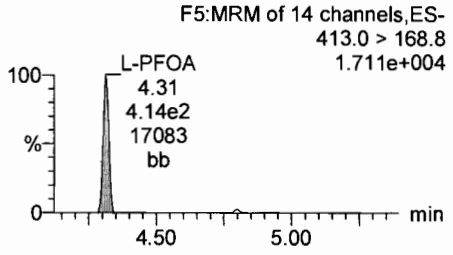

PFNA

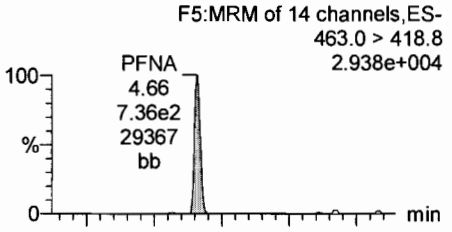

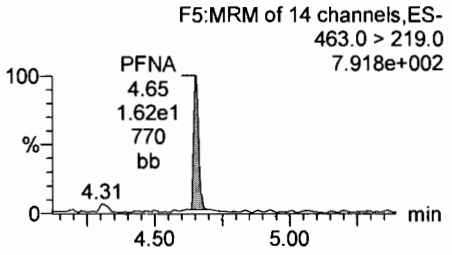

13C4-PFHpA

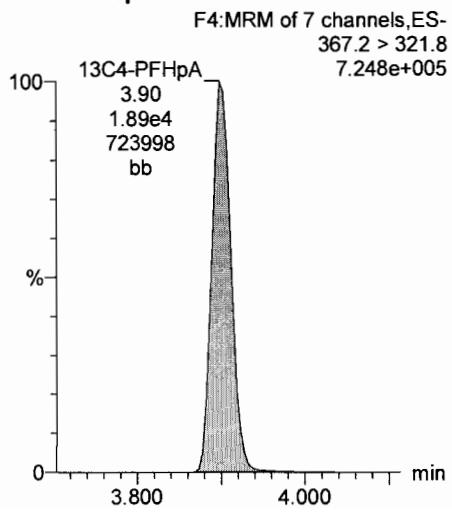

18O2-PFHxS

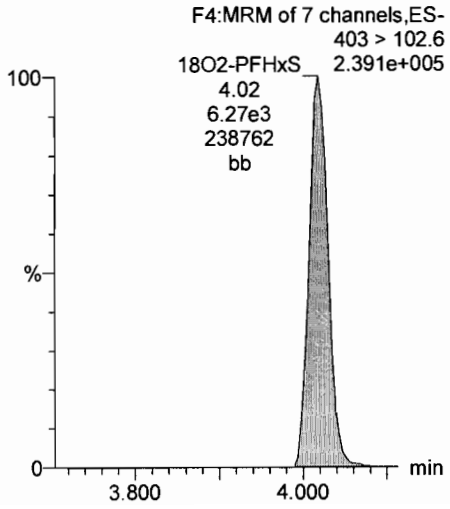

13C2-PFOA

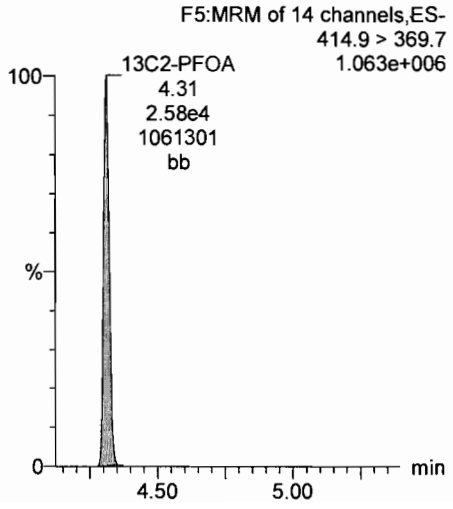

13C5-PFNA

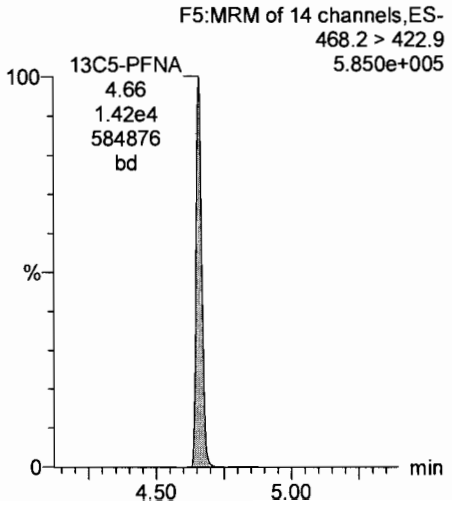

Dataset: X:\G1.PRO\Results\2018\180226G4\180226G4-CRV.qld

Last Altered: Tuesday, February 27, 2018 08:36:23 Pacific Standard Time
Printed: Tuesday, February 27, 2018 09:21:47 Pacific Standard Time

Name: 180226G4_3, Date: 26-Feb-2018, Time: 16:59:50, ID: ST180226G4-2 PFC CS-1 18B2313, Description: PFC CS-1 18B0811

PFOS

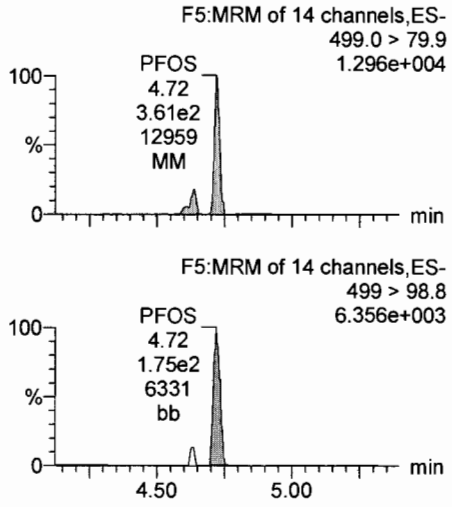

13C4-PFBA

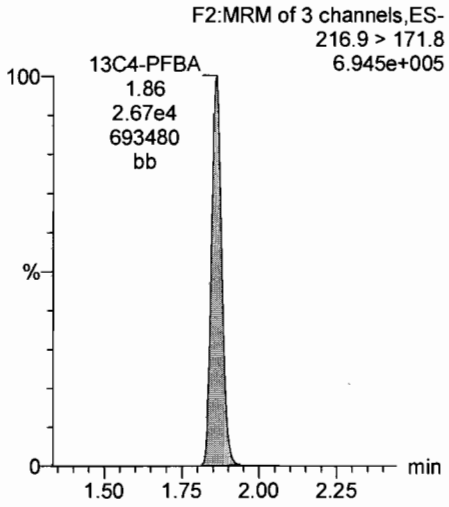

13C5-PFHxA

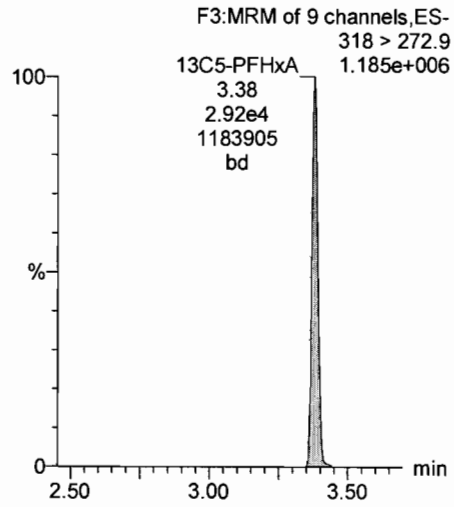

13C3-PFHxS

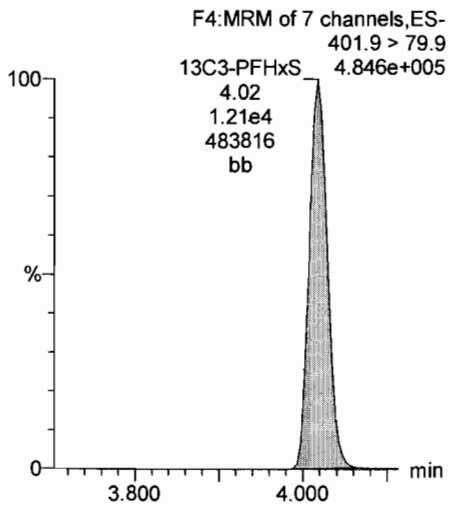

13C8-PFOS

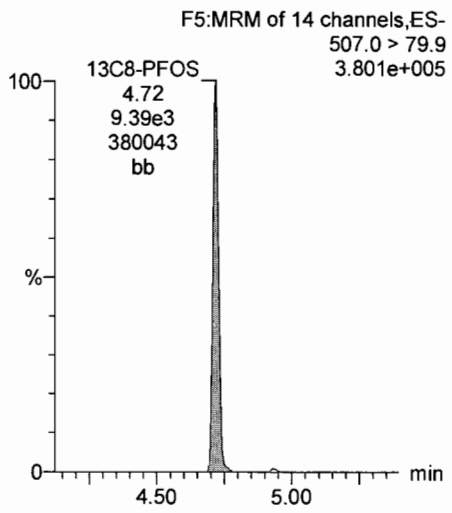

13C8-PFOA

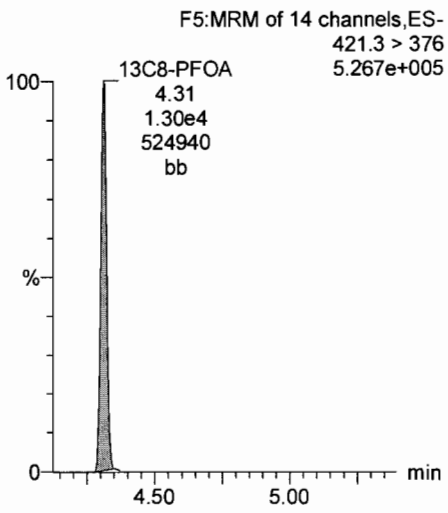

13C9-PFNA

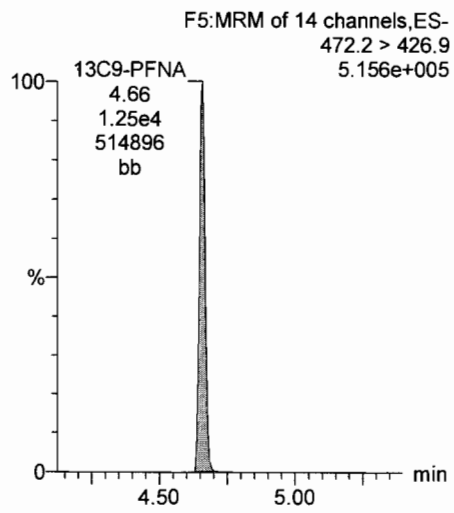

13C4-PFOS

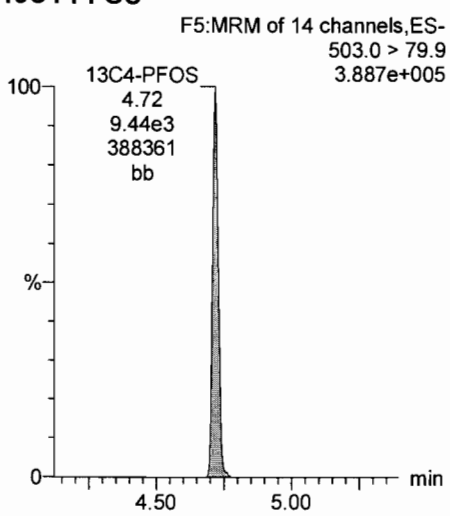

Vista Analytical Laboratory

Dataset: X:\G1.PRO\Results\2018\180226G4\180226G4-CRV.qld

Last Altered: Tuesday, February 27, 2018 08:36:23 Pacific Standard Time
Printed: Tuesday, February 27, 2018 09:21:47 Pacific Standard Time

Name: 180226G4_4, Date: 26-Feb-2018, Time: 17:12:23, ID: ST180226G4-3 PFC CS0 18B2314, Description: PFC CS0 18B0812

PFBA

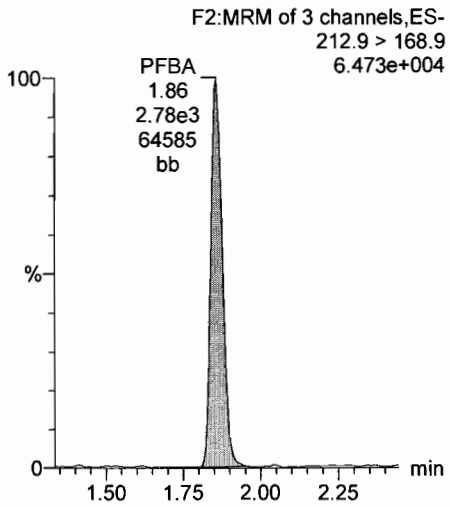

PFPeA

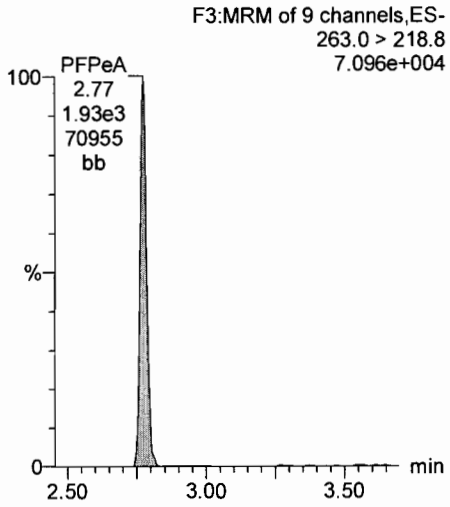

PFBS

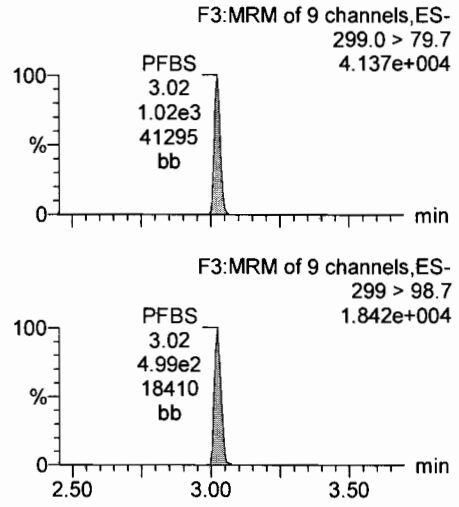

PFHxA

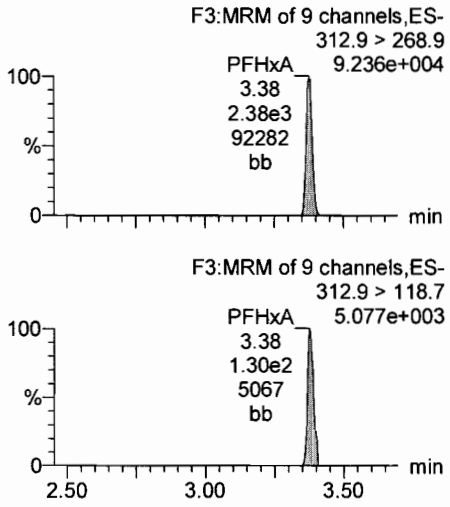

13C3-PFBA

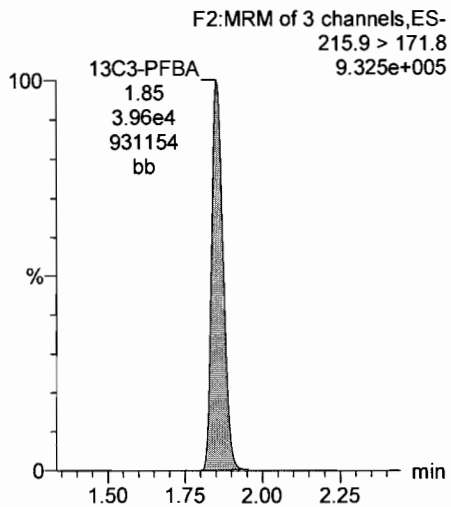

13C3-PFPeA

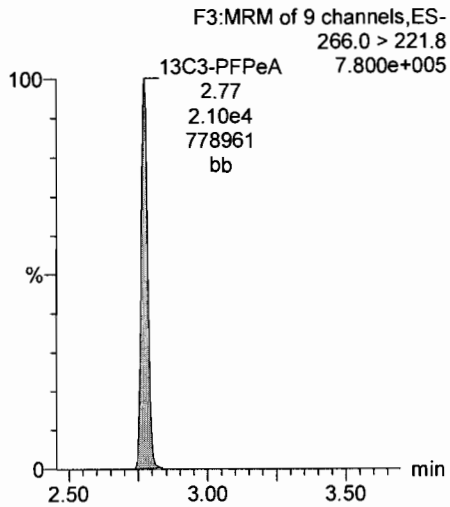

13C3-PFBS

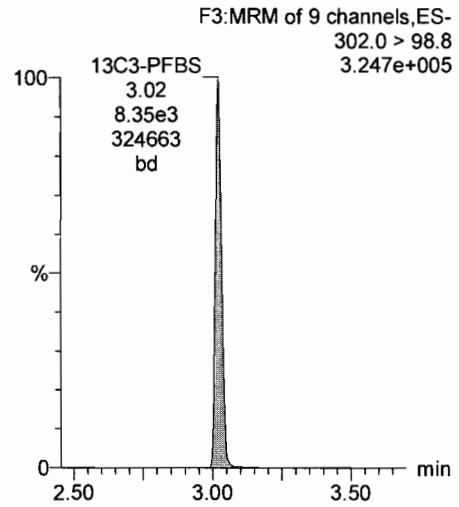

13C2-PFHxA

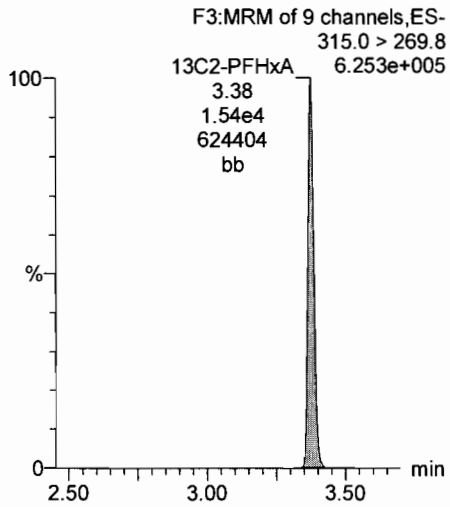

Dataset: X:\G1.PRO\Results\2018\180226G4\180226G4-CRV.qld

Last Altered: Tuesday, February 27, 2018 08:36:23 Pacific Standard Time
Printed: Tuesday, February 27, 2018 09:21:47 Pacific Standard Time

Name: 180226G4_4, Date: 26-Feb-2018, Time: 17:12:23, ID: ST180226G4-3 PFC CS0 18B2314, Description: PFC CS0 18B0812

PFHpA

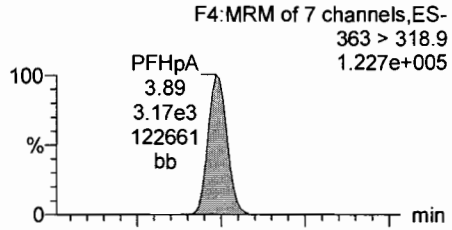

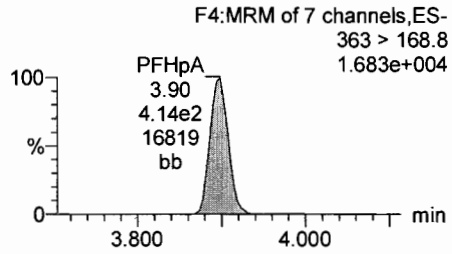

PFHxS

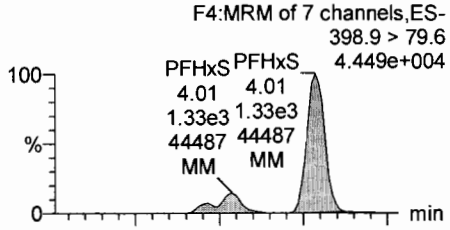

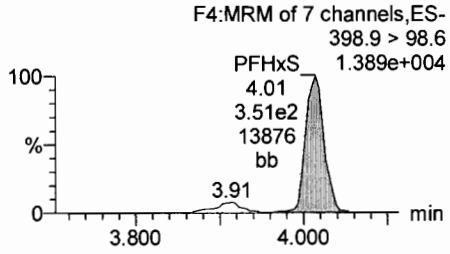

L-PFOA

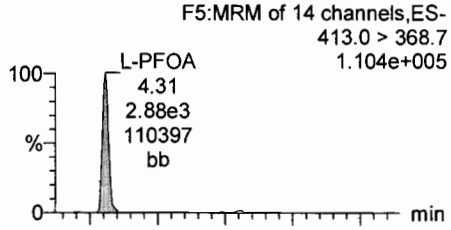

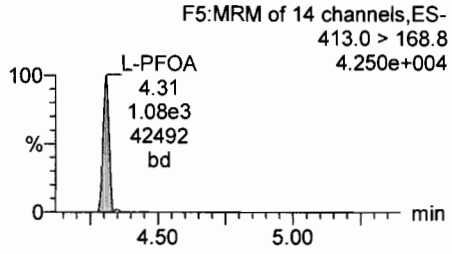

PFNA

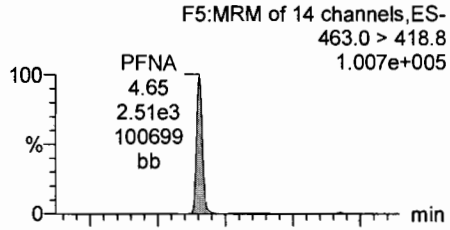

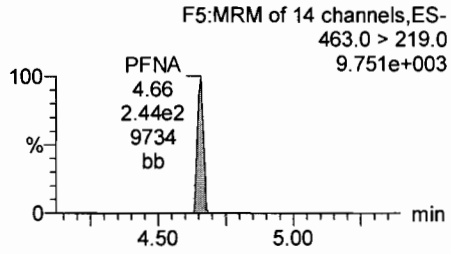

13C4-PFHpA

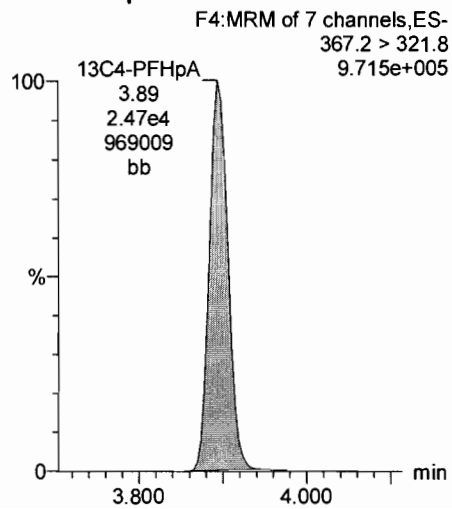

18O2-PFHxS

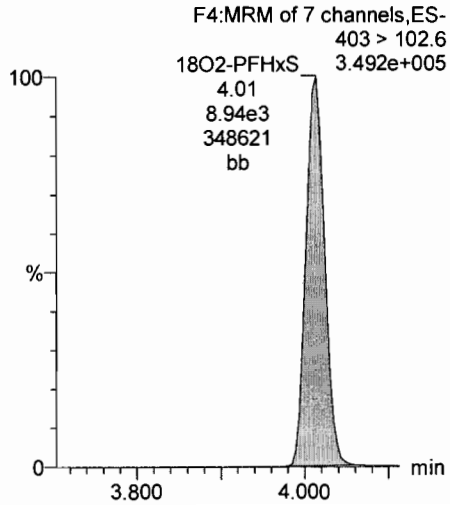

13C2-PFOA

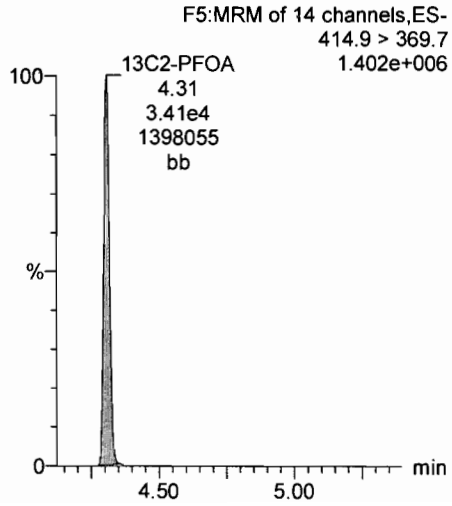

13C5-PFNA

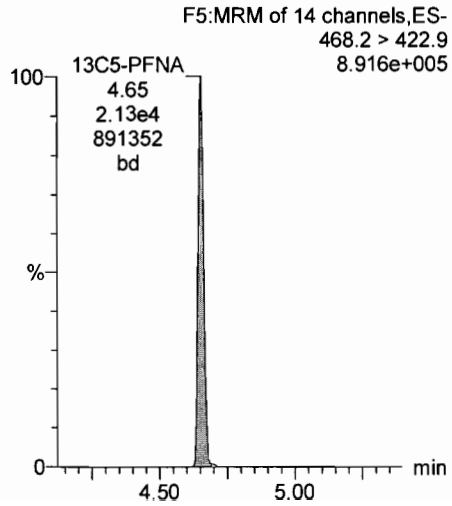

Dataset: X:\G1.PRO\Results\2018\180226G4\180226G4-CRV.qld

Last Altered: Tuesday, February 27, 2018 08:36:23 Pacific Standard Time
Printed: Tuesday, February 27, 2018 09:21:47 Pacific Standard Time

Name: 180226G4_4, Date: 26-Feb-2018, Time: 17:12:23, ID: ST180226G4-3 PFC CS0 18B2314, Description: PFC CS0 18B0812

PFOS

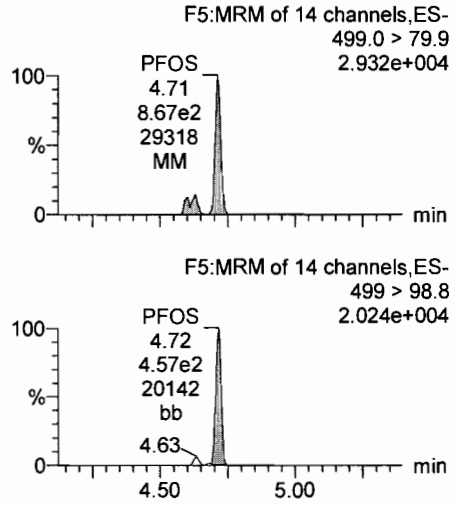

13C4-PFBA

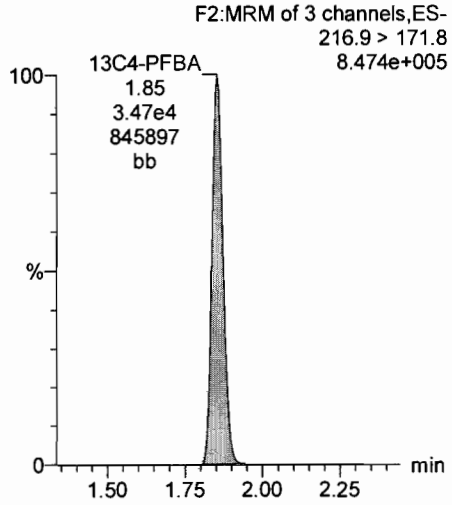

13C5-PFHxA

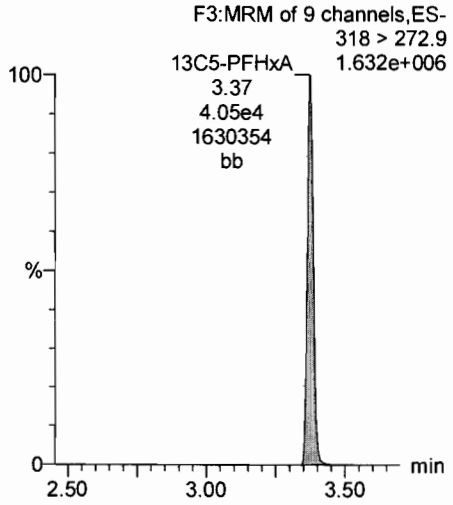

13C3-PFHxS

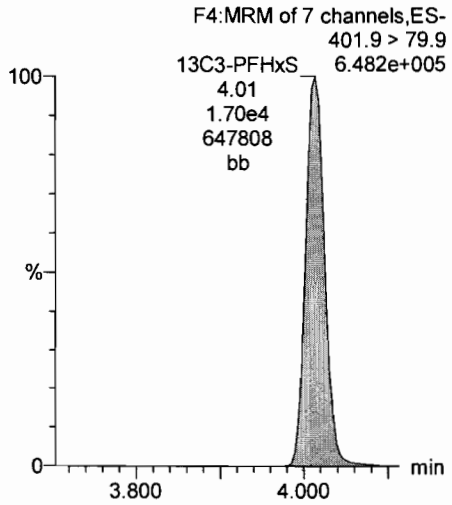

13C8-PFOS

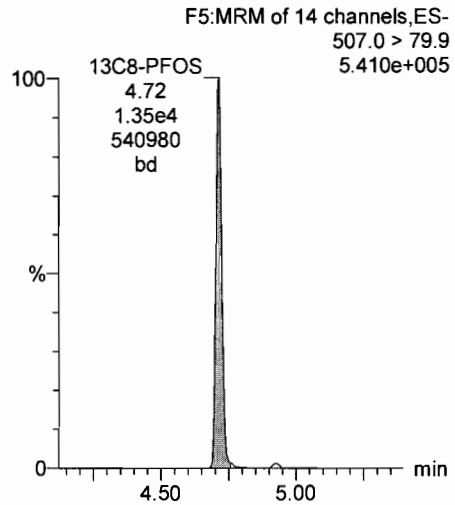

13C8-PFOA

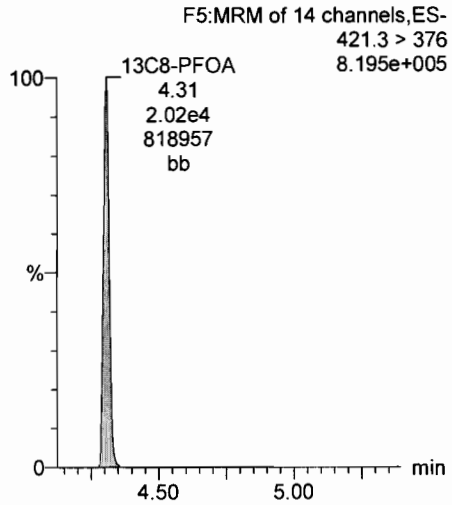

13C9-PFNA

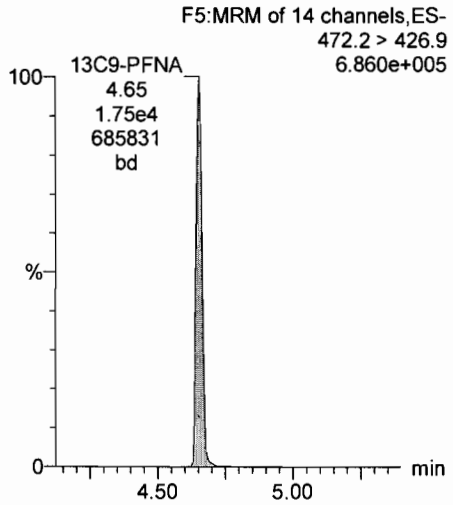

13C4-PFOS

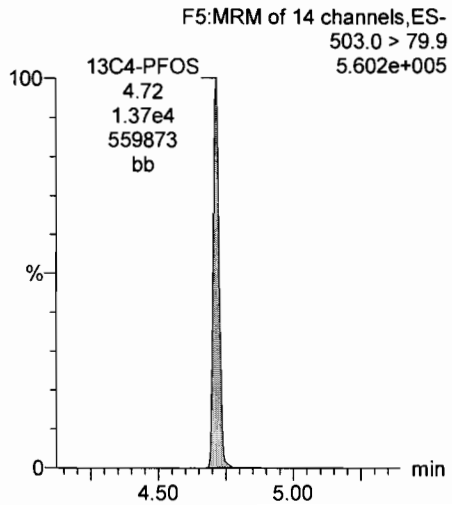

Dataset: X:\G1.PRO\Results\2018\180226G4\180226G4-CRV.qld

Last Altered: Tuesday, February 27, 2018 08:36:23 Pacific Standard Time
Printed: Tuesday, February 27, 2018 09:21:47 Pacific Standard Time

Name: 180226G4_5, Date: 26-Feb-2018, Time: 17:24:56, ID: ST180226G4-4 PFC CS1 18B2315, Description: PFC CS1 18B0813

PFBA

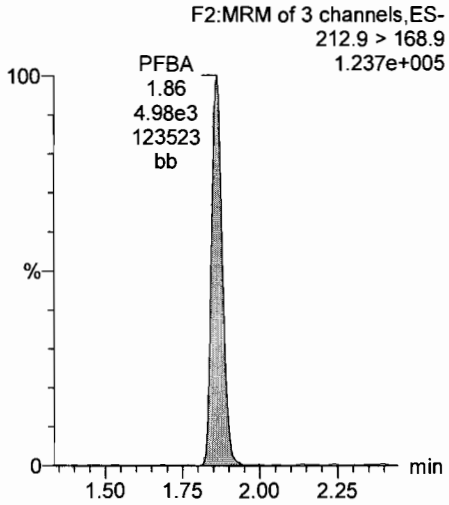

PFPeA

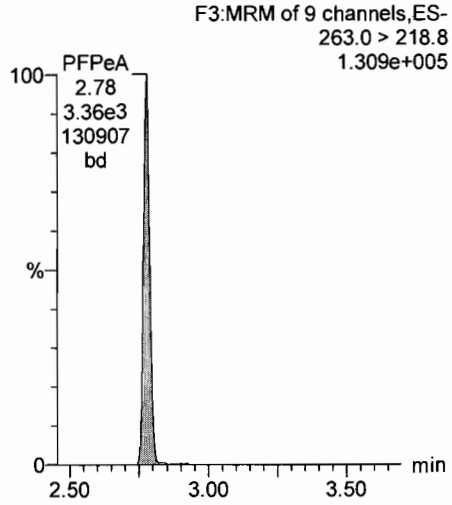

PFBS

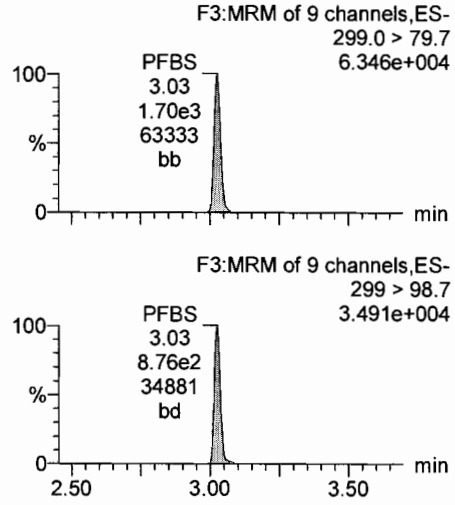

PFHxA

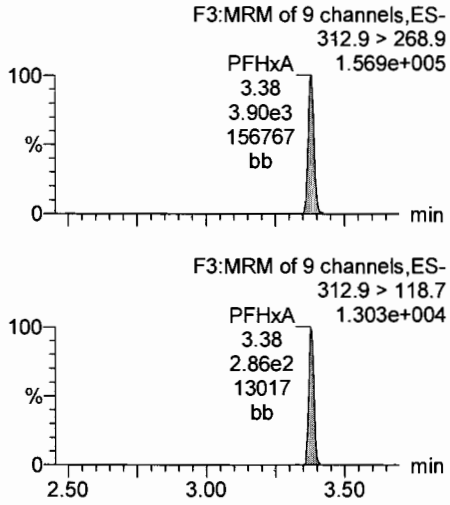

13C3-PFBA

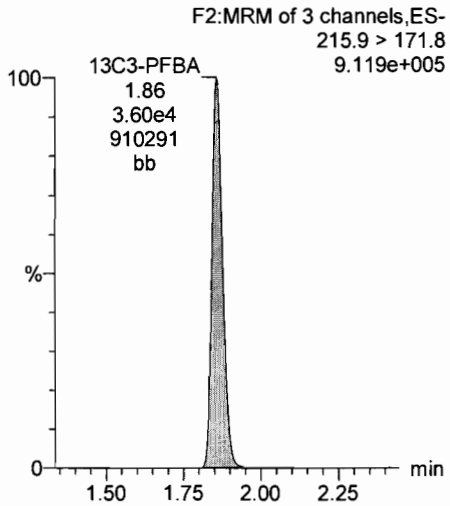

13C3-PFPeA

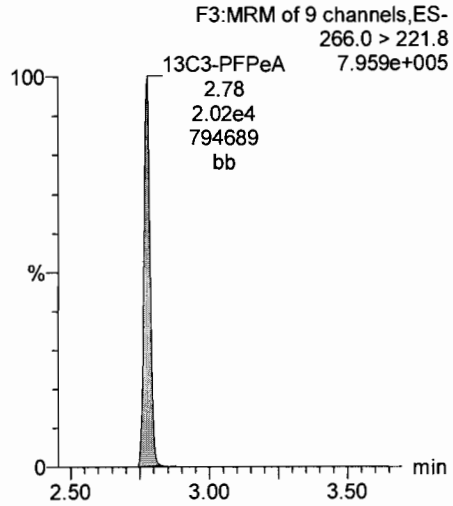

13C3-PFBS

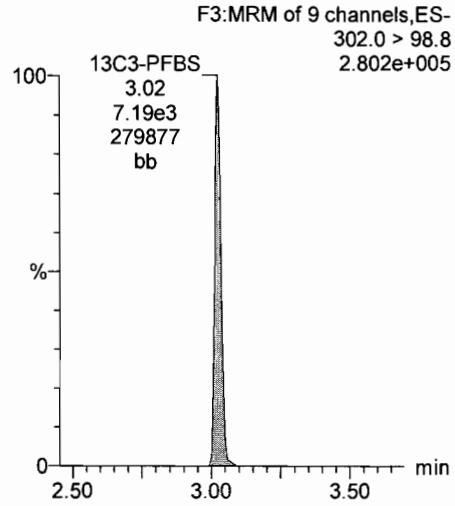

13C2-PFHxA

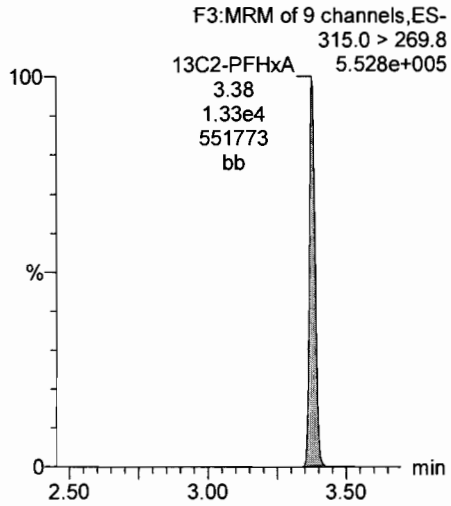

Dataset: X:\G1.PRO\Results\2018\180226G4\180226G4-CRV.qld

Last Altered: Tuesday, February 27, 2018 08:36:23 Pacific Standard Time
Printed: Tuesday, February 27, 2018 09:21:47 Pacific Standard Time

Name: 180226G4_5, Date: 26-Feb-2018, Time: 17:24:56, ID: ST180226G4-4 PFC CS1 18B2315, Description: PFC CS1 18B0813

PFHpA

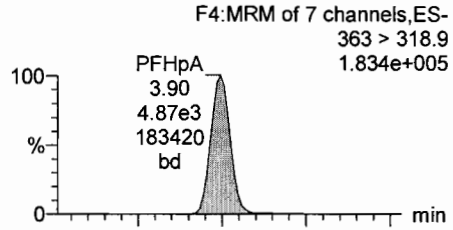

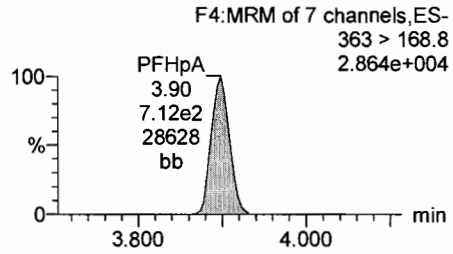

PFHxS

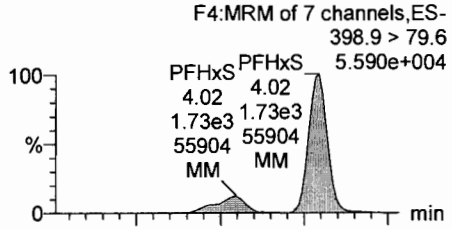

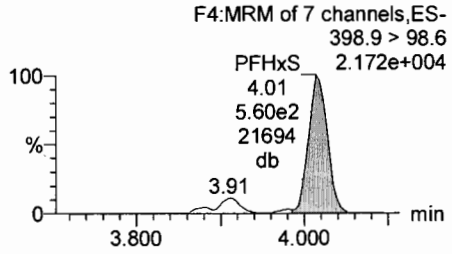

L-PFOA

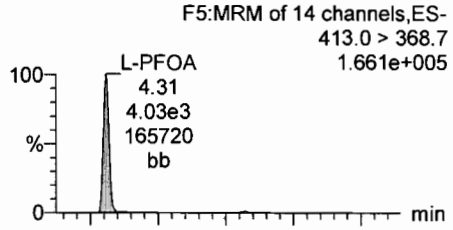

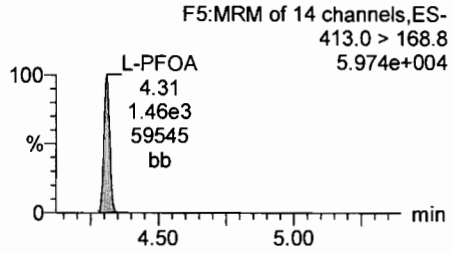

PFNA

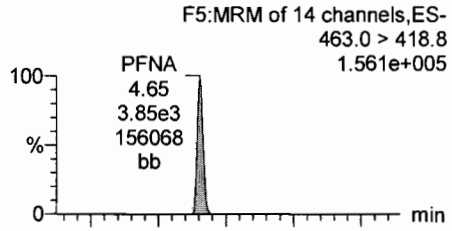

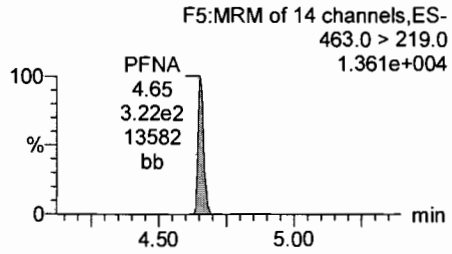

13C4-PFHpA

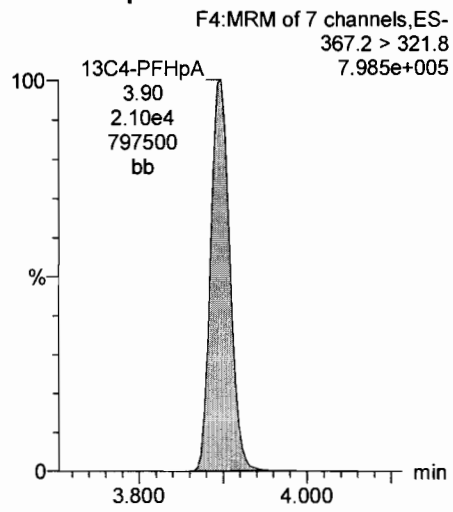

18O2-PFHxS

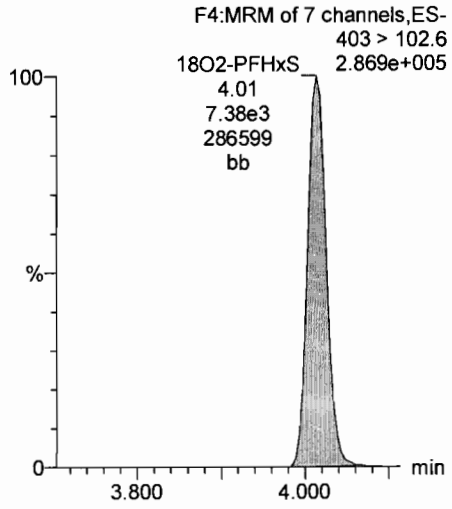

13C2-PFOA

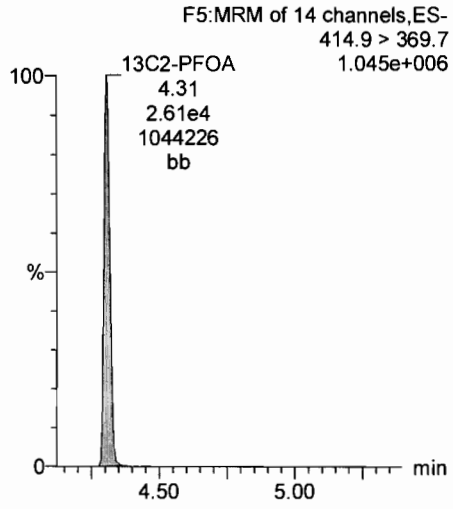

13C5-PFNA

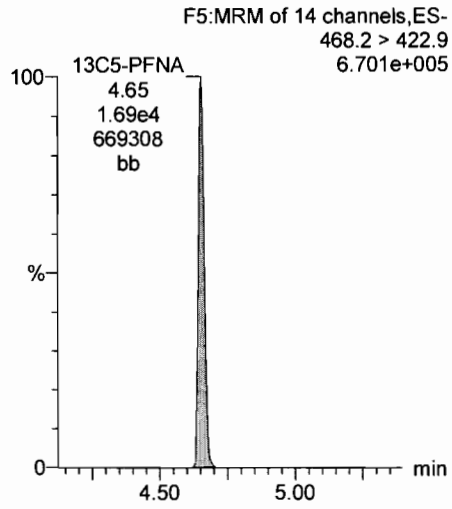

Dataset: X:\G1.PRO\Results\2018\180226G4\180226G4-CRV.qld

Last Altered: Tuesday, February 27, 2018 08:36:23 Pacific Standard Time
Printed: Tuesday, February 27, 2018 09:21:47 Pacific Standard Time

Name: 180226G4_5, Date: 26-Feb-2018, Time: 17:24:56, ID: ST180226G4-4 PFC CS1 18B2315, Description: PFC CS1 18B0813

PFOS

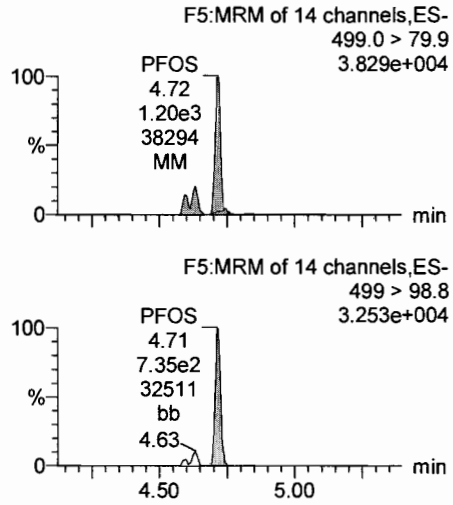

13C4-PFBA

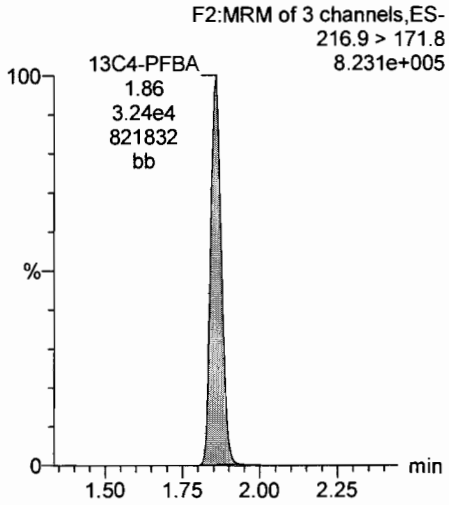

13C5-PFHxA

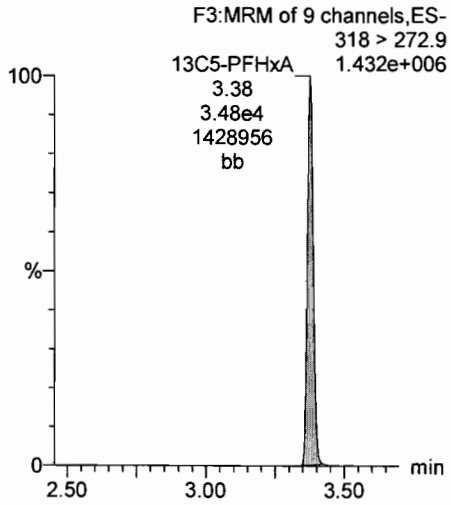

13C3-PFHxS

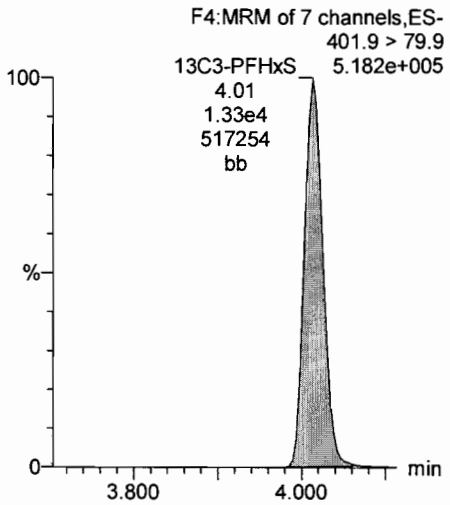

13C8-PFOS

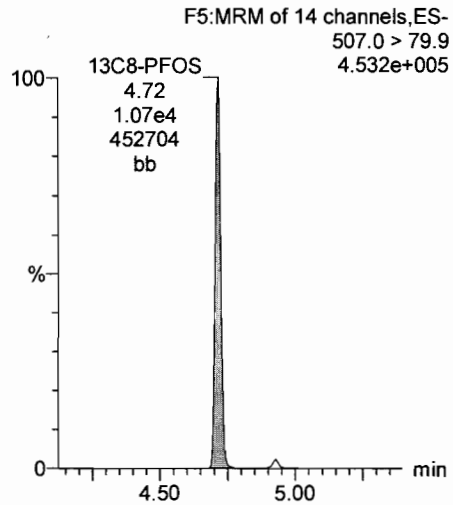

13C8-PFOA

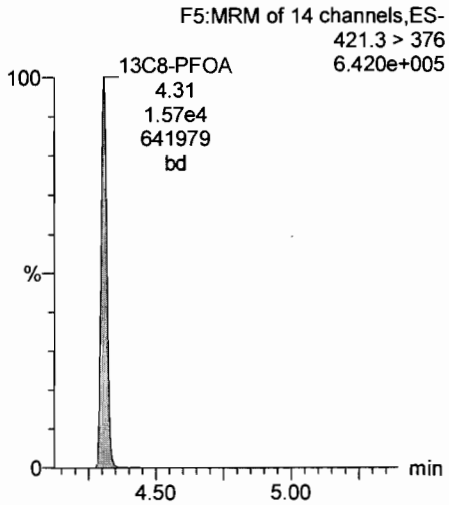

13C9-PFNA

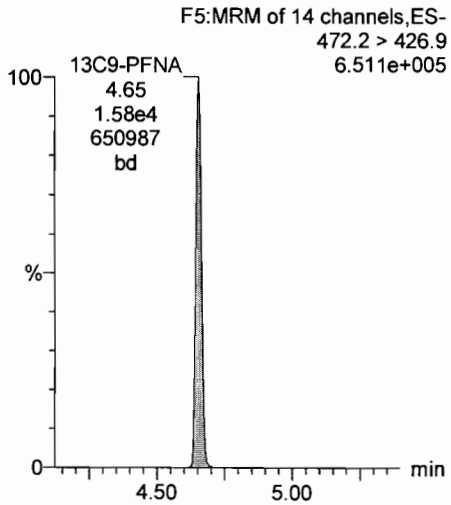

13C4-PFOS

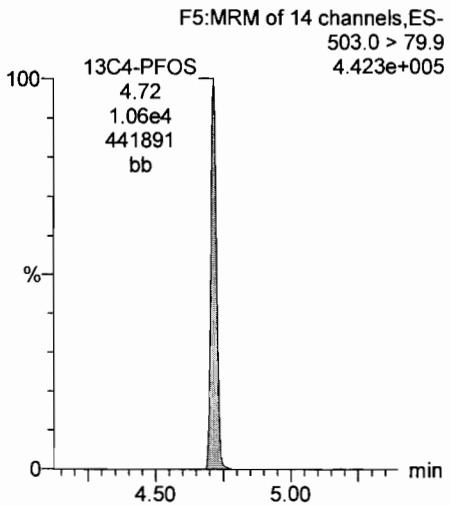

Dataset: X:\G1.PRO\Results\2018\180226G4\180226G4-CRV.qld

Last Altered: Tuesday, February 27, 2018 08:36:23 Pacific Standard Time
Printed: Tuesday, February 27, 2018 09:21:47 Pacific Standard Time

Name: 180226G4_6, Date: 26-Feb-2018, Time: 17:37:29, ID: ST180226G4-5 PFC CS2 18B2316, Description: PFC CS2 18B0814

PFBA

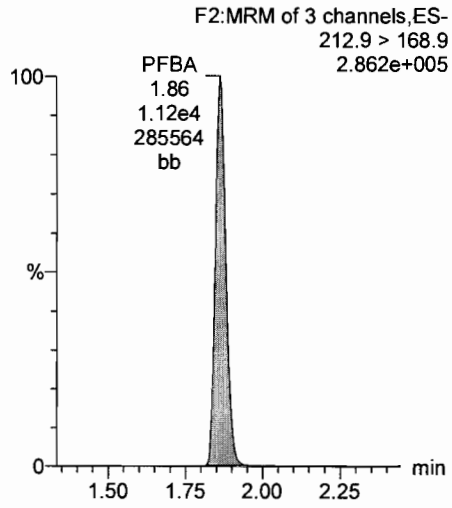

PFPeA

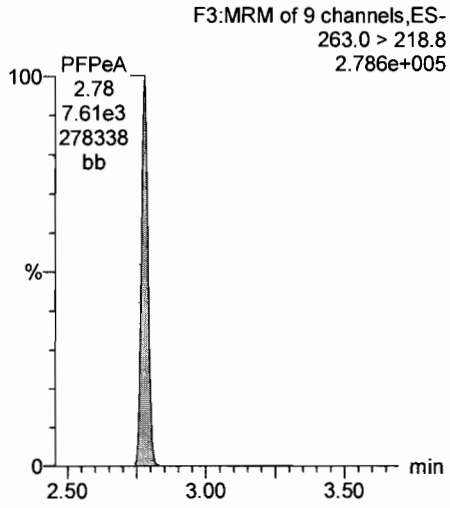

PFBS

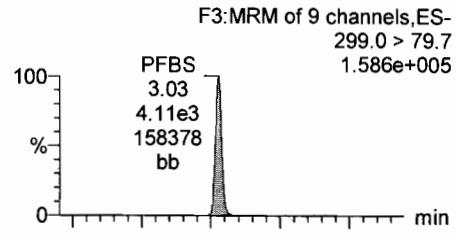

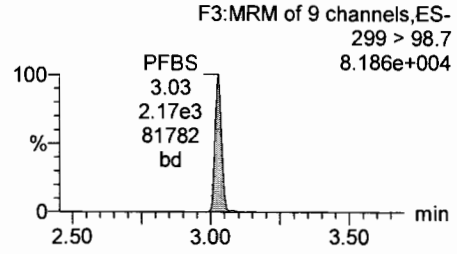

PFHxA

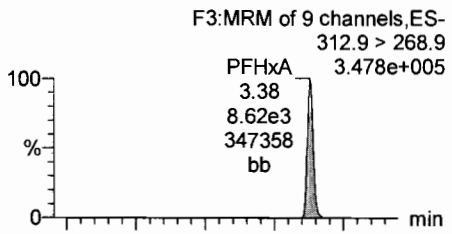

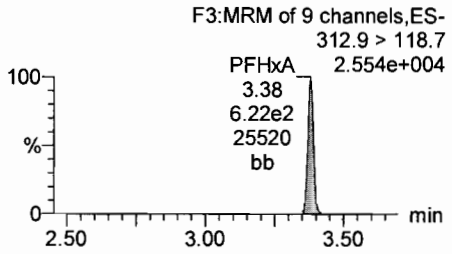

13C3-PFBA

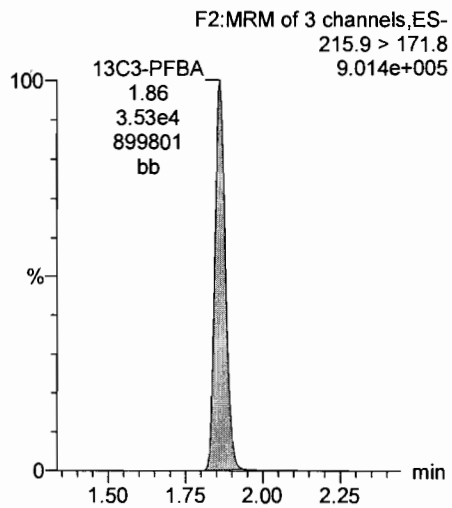

13C3-PFPeA

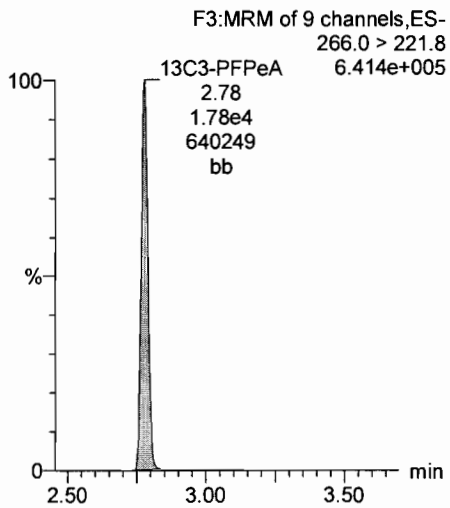

13C3-PFBS

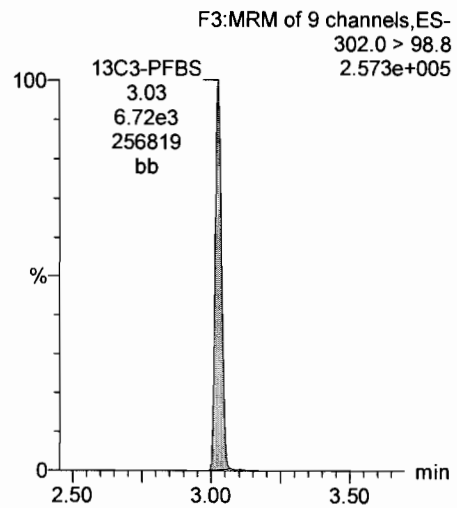

13C2-PFHxA

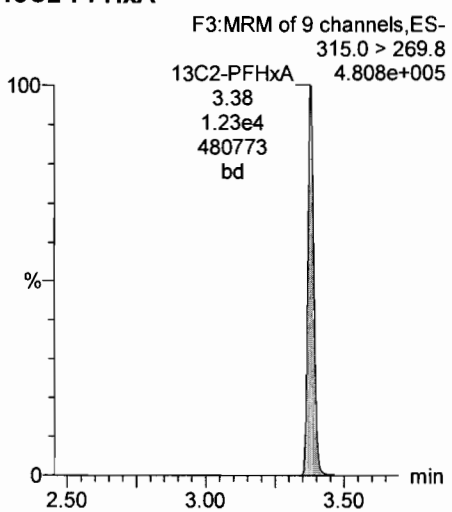

Dataset: X:\G1.PRO\Results\2018\180226G4\180226G4-CRV.qld

Last Altered: Tuesday, February 27, 2018 08:36:23 Pacific Standard Time
Printed: Tuesday, February 27, 2018 09:21:47 Pacific Standard Time

Name: 180226G4_6, Date: 26-Feb-2018, Time: 17:37:29, ID: ST180226G4-5 PFC CS2 18B2316, Description: PFC CS2 18B0814

PFHpA

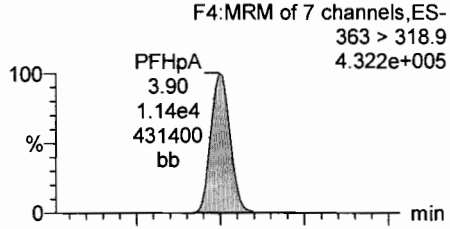

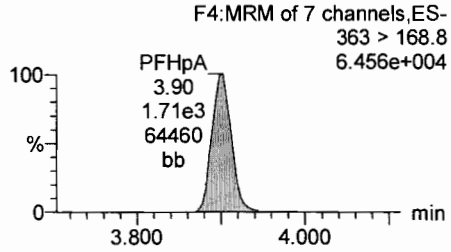

PFHxS

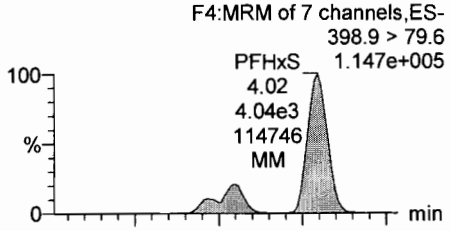

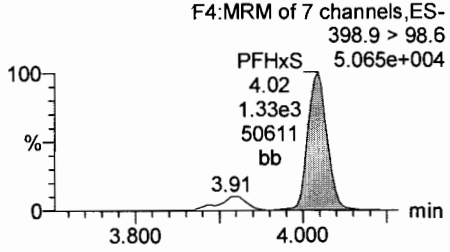

L-PFOA

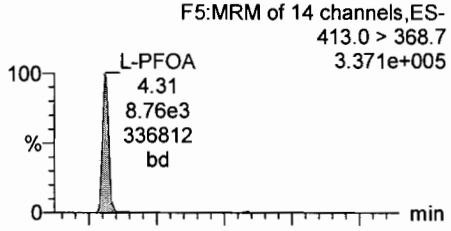

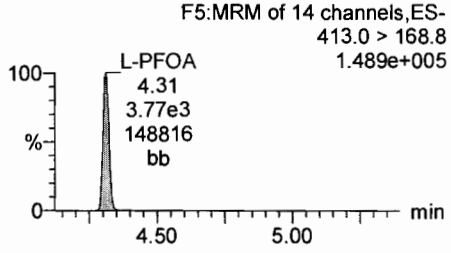

PFNA

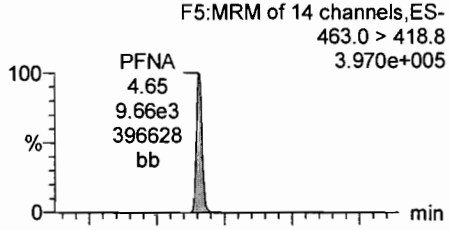

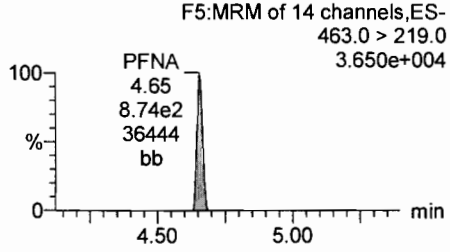

13C4-PFHpA

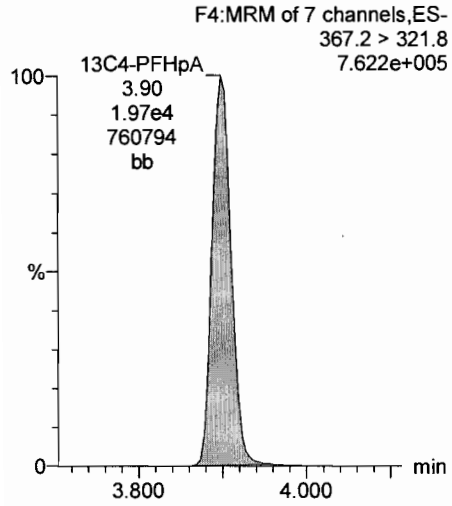

18O2-PFHxS

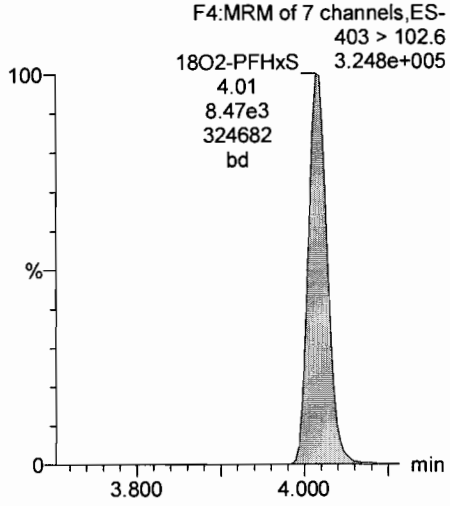

13C2-PFOA

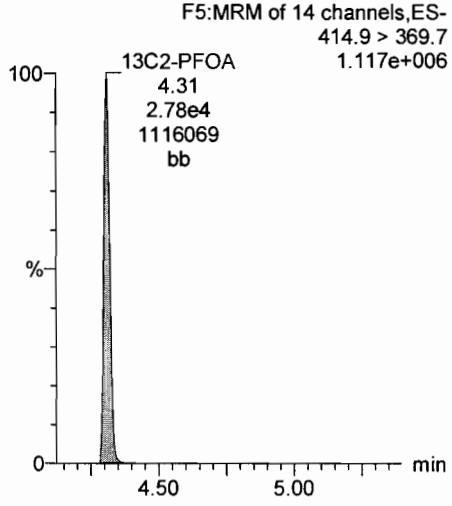

13C5-PFNA

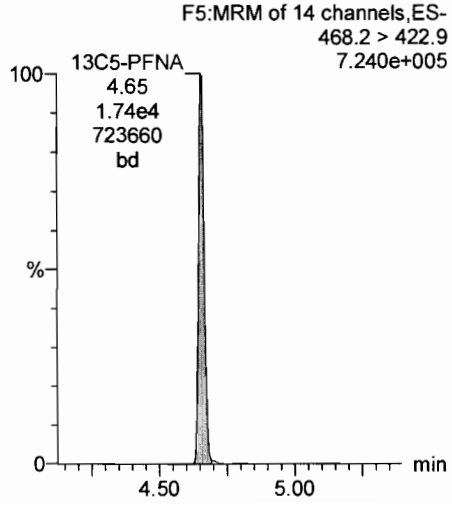

Dataset: X:\G1.PRO\Results\2018\180226G4\180226G4-CRV.qld

Last Altered: Tuesday, February 27, 2018 08:36:23 Pacific Standard Time
Printed: Tuesday, February 27, 2018 09:21:47 Pacific Standard Time

Name: 180226G4_6, Date: 26-Feb-2018, Time: 17:37:29, ID: ST180226G4-5 PFC CS2 18B2316, Description: PFC CS2 18B0814

PFOS

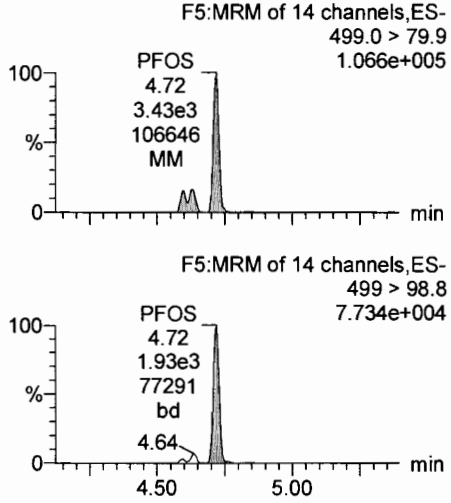

13C4-PFBA

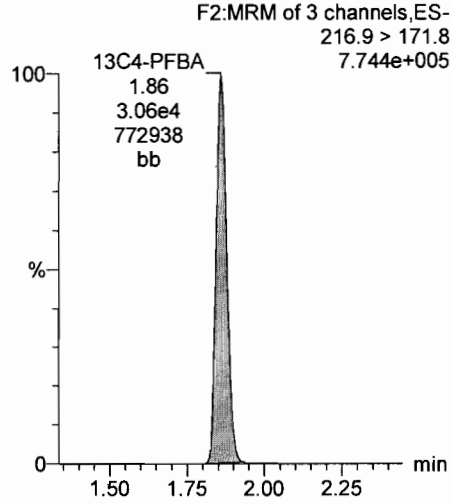

13C5-PFHxA

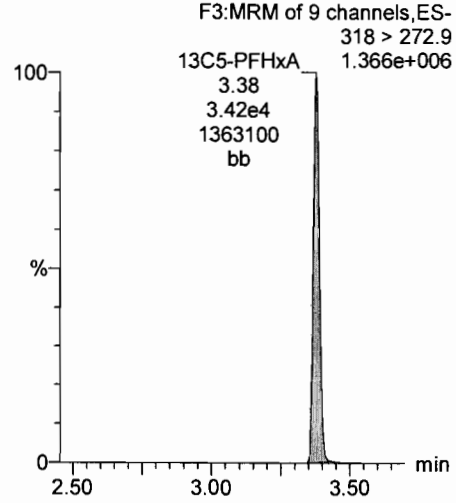

13C3-PFHxS

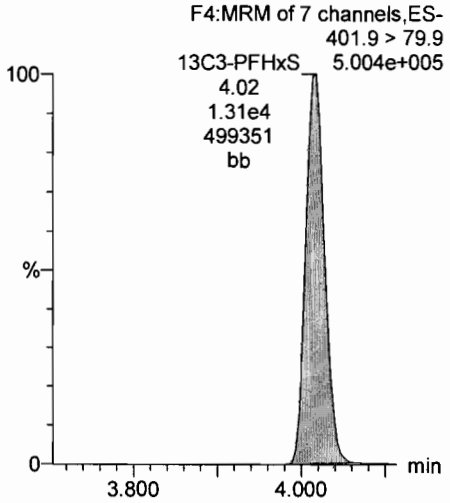

13C8-PFOS

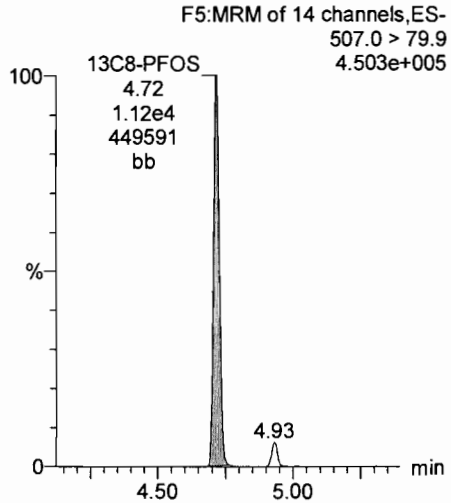

13C8-PFOA

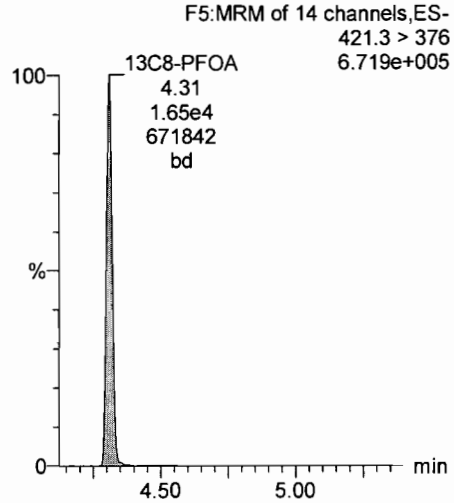

13C9-PFNA

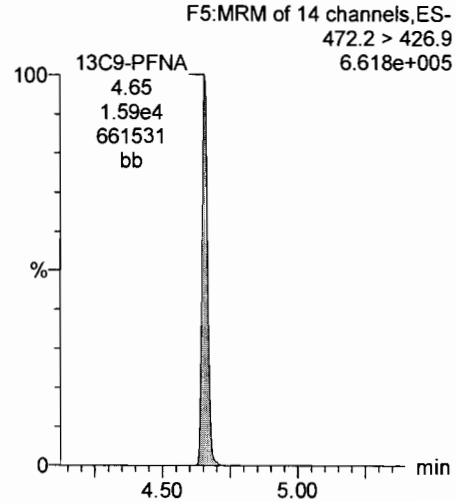

13C4-PFOS

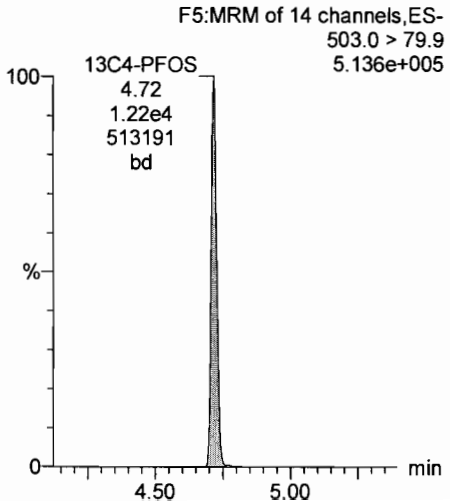

Dataset: X:\G1.PRO\Results\2018\180226G4\180226G4-CRV.qld

Last Altered: Tuesday, February 27, 2018 08:36:23 Pacific Standard Time
Printed: Tuesday, February 27, 2018 09:21:47 Pacific Standard Time

Name: 180226G4_7, Date: 26-Feb-2018, Time: 17:50:02, ID: ST180226G4-6 PFC CS3 18B2317, Description: PFC CS3 18B0815

PFBA

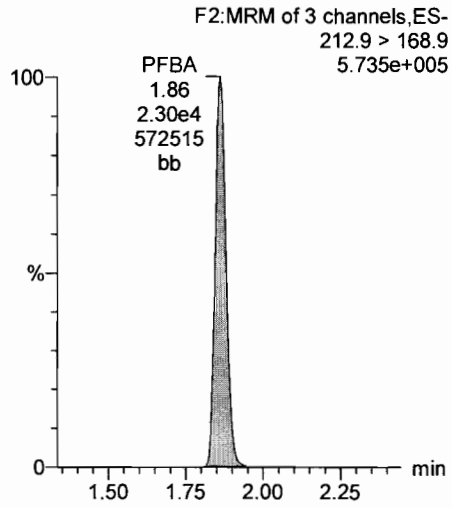

PFPeA

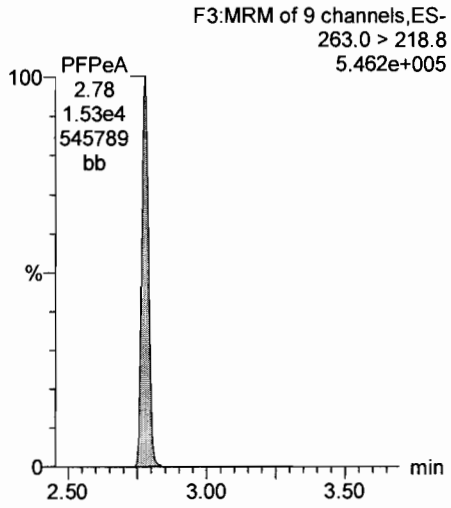

PFBS

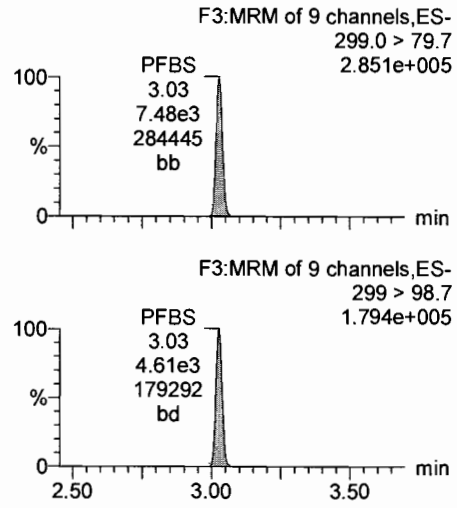

PFHxA

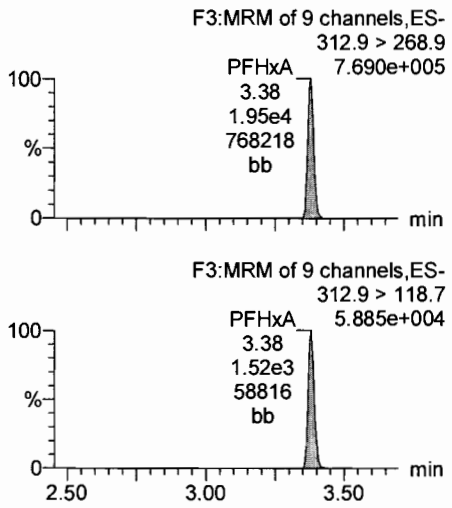

13C3-PFBA

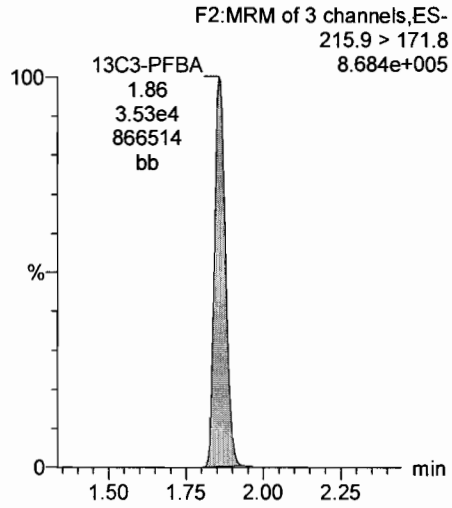

13C3-PFPeA

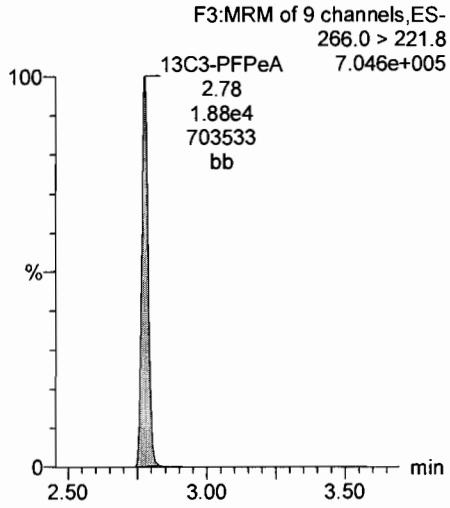

13C3-PFBS

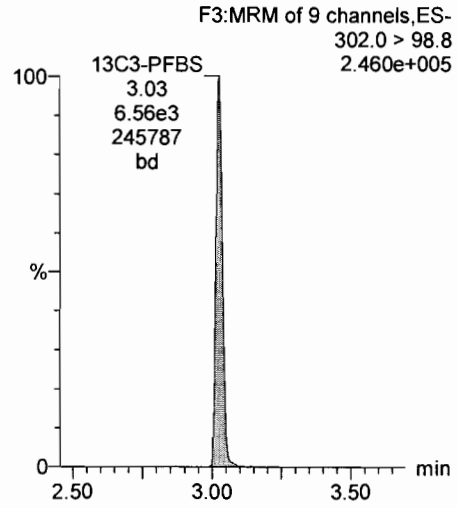

13C2-PFHxA

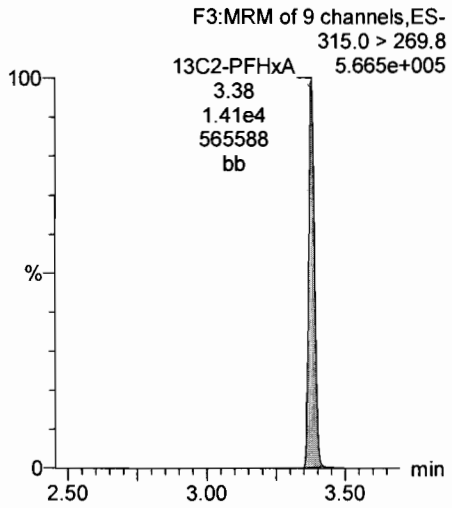

Dataset: X:\G1.PRO\Results\2018\180226G4\180226G4-CRV.qld

Last Altered: Tuesday, February 27, 2018 08:36:23 Pacific Standard Time
Printed: Tuesday, February 27, 2018 09:21:47 Pacific Standard Time

Name: 180226G4_7, Date: 26-Feb-2018, Time: 17:50:02, ID: ST180226G4-6 PFC CS3 18B2317, Description: PFC CS3 18B0815

PFHpA

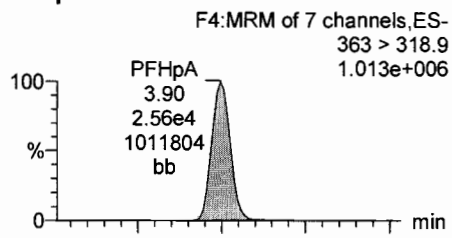

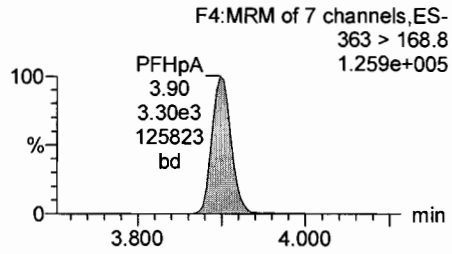

PFHxS

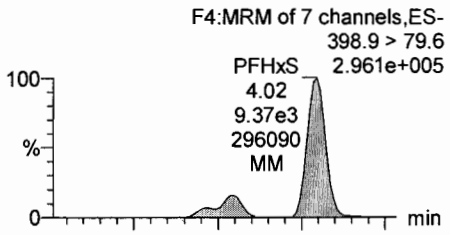

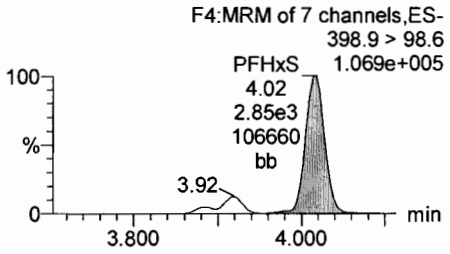

L-PFOA

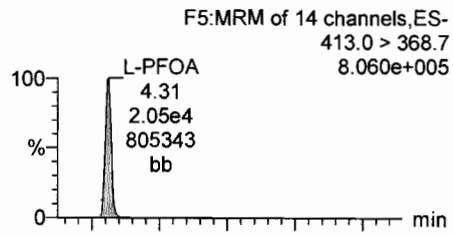

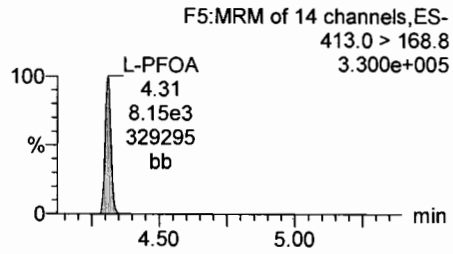

PFNA

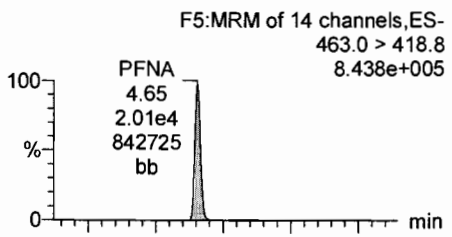

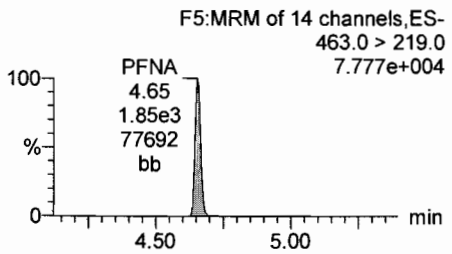

13C4-PFHpA

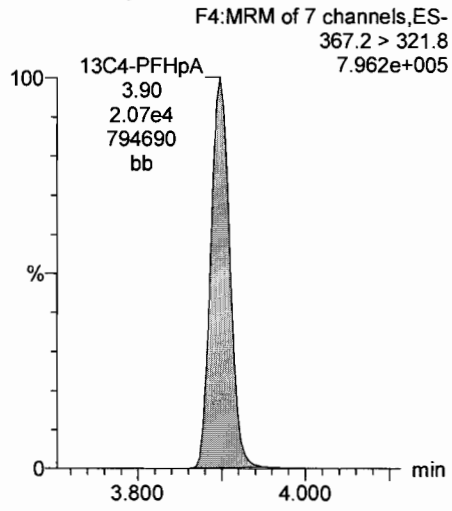

18O2-PFHxS

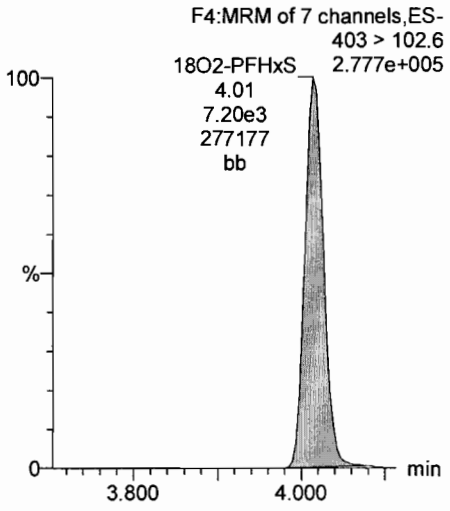

13C2-PFOA

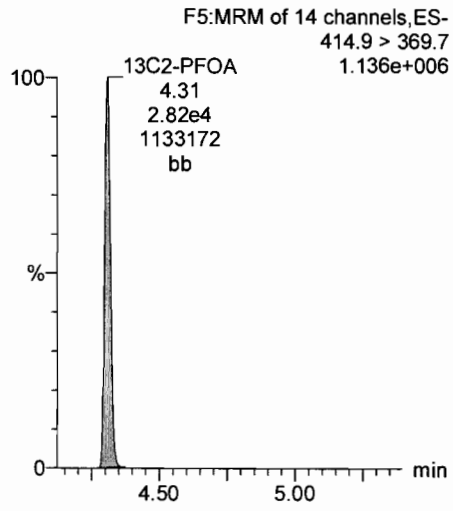

13C5-PFNA

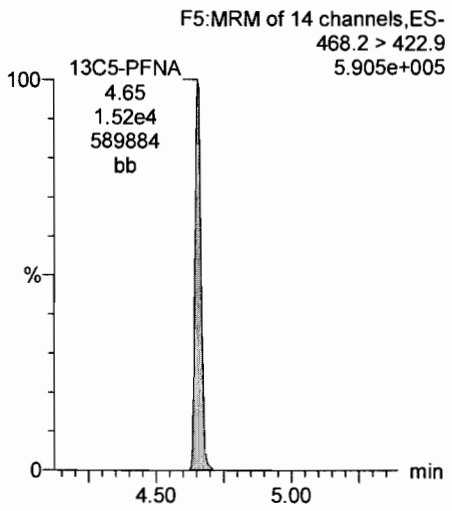

Dataset: X:\G1.PRO\Results\2018\180226G4\180226G4-CRV.qld

Last Altered: Tuesday, February 27, 2018 08:36:23 Pacific Standard Time
Printed: Tuesday, February 27, 2018 09:21:47 Pacific Standard Time

Name: 180226G4_7, Date: 26-Feb-2018, Time: 17:50:02, ID: ST180226G4-6 PFC CS3 18B2317, Description: PFC CS3 18B0815

PFOS

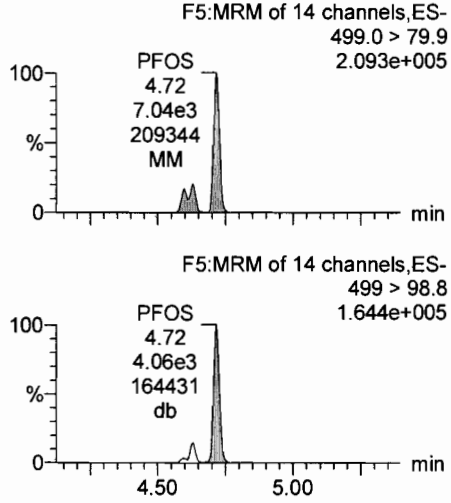

13C4-PFBA

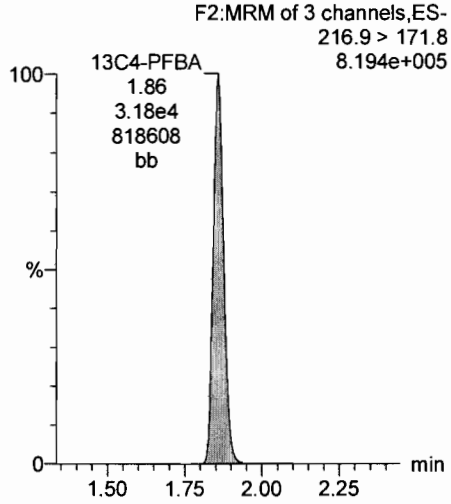

13C5-PFHxA

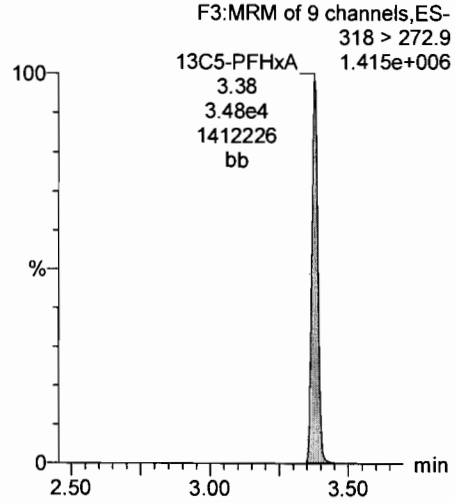

13C3-PFHxS

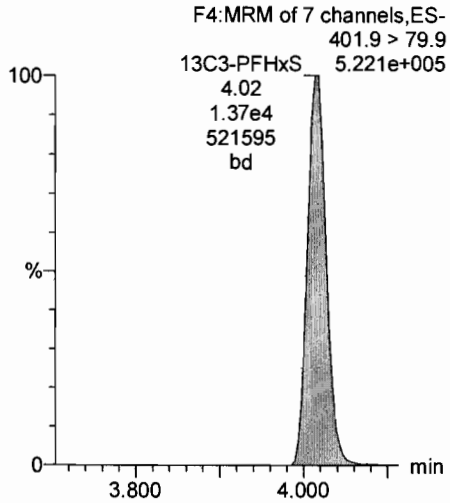

13C8-PFOS

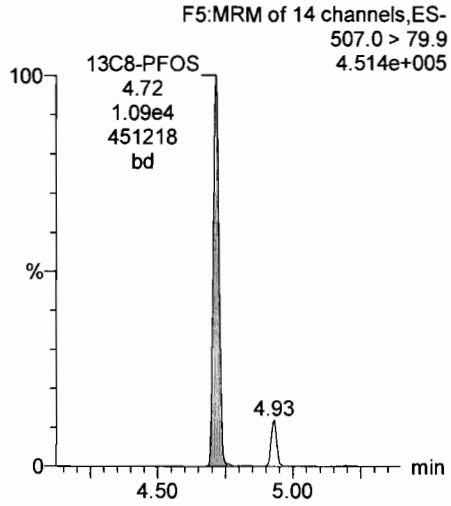

13C8-PFOA

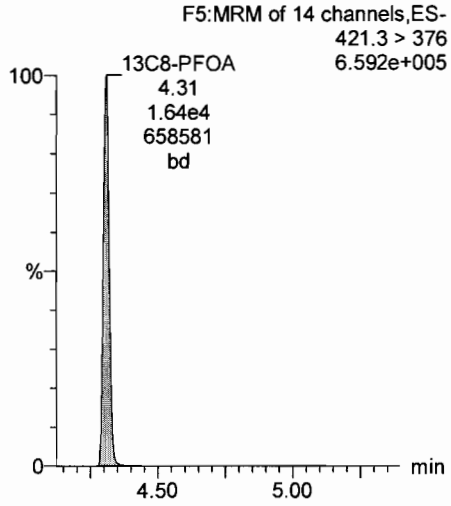

13C9-PFNA

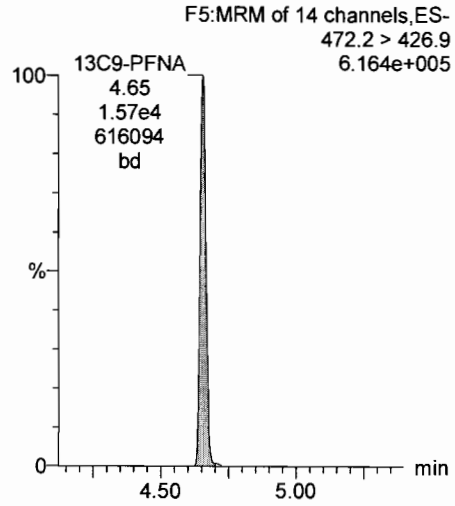

13C4-PFOS

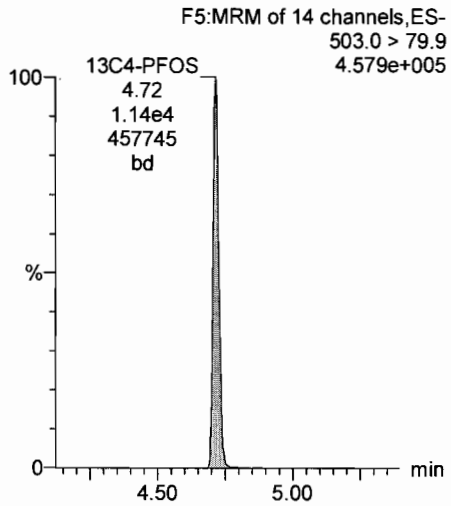

Dataset: X:\G1.PRO\Results\2018\180226G4\180226G4-CRV.qld

Last Altered: Tuesday, February 27, 2018 08:36:23 Pacific Standard Time
Printed: Tuesday, February 27, 2018 09:21:47 Pacific Standard Time

Name: 180226G4_8, Date: 26-Feb-2018, Time: 18:02:36, ID: ST180226G4-7 PFC CS4 18B2318, Description: PFC CS4 18B0816

PFBA

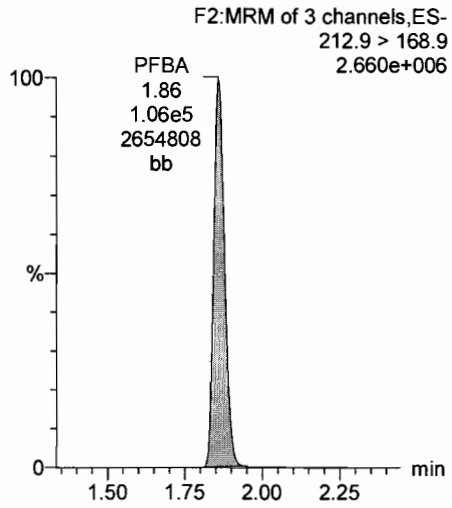

PFPeA

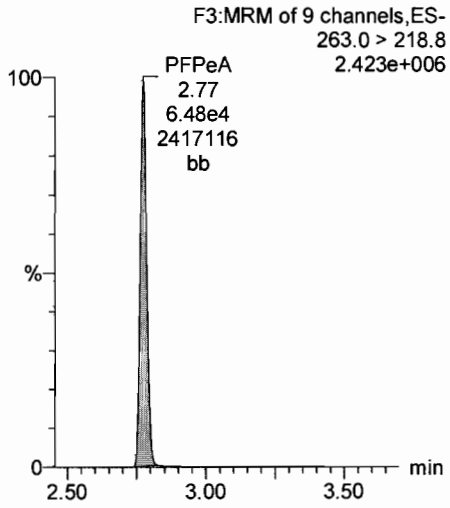

PFBS

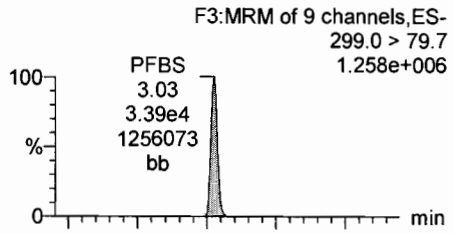

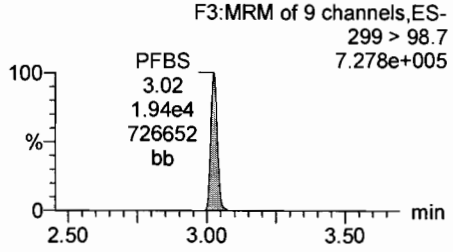

PFHxA

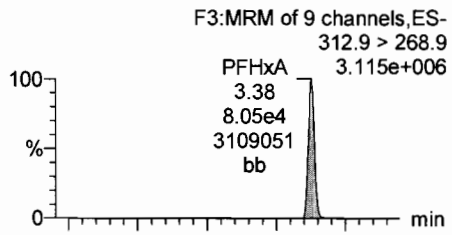

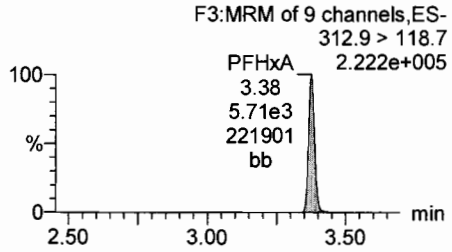

13C3-PFBA

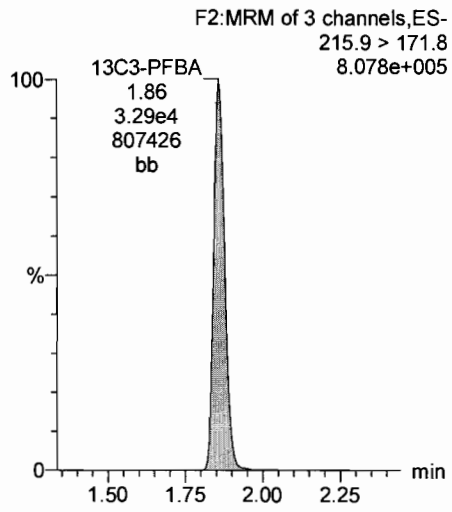

13C3-PFPeA

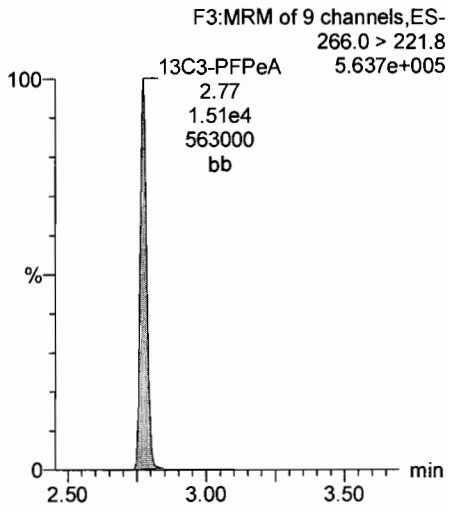

13C3-PFBS

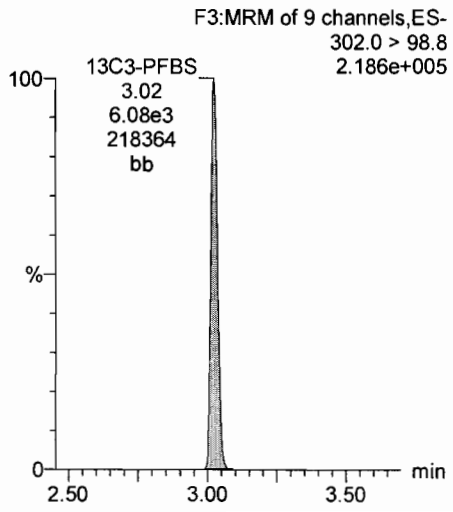

13C2-PFHxA

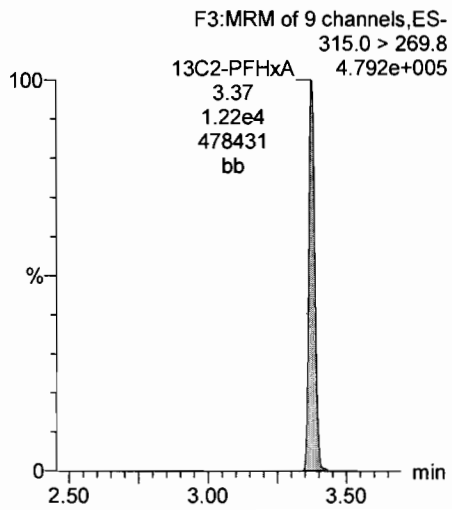

Dataset: X:\G1.PRO\Results\2018\180226G4\180226G4-CRV.qld

Last Altered: Tuesday, February 27, 2018 08:36:23 Pacific Standard Time
Printed: Tuesday, February 27, 2018 09:21:47 Pacific Standard Time

Name: 180226G4_8, Date: 26-Feb-2018, Time: 18:02:36, ID: ST180226G4-7 PFC CS4 18B2318, Description: PFC CS4 18B0816

PFHpA

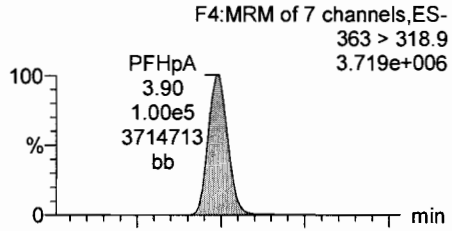

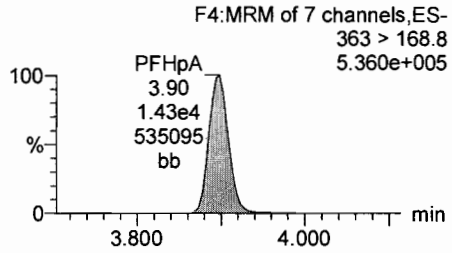

PFHxS

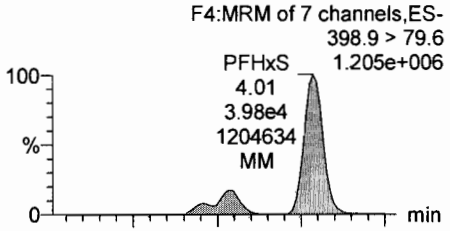

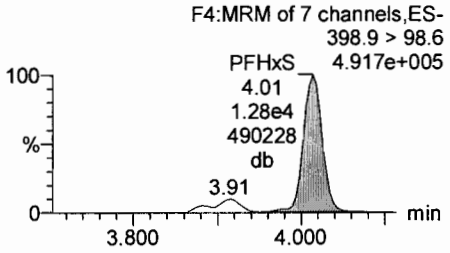

L-PFOA

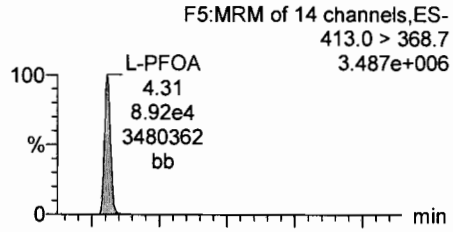

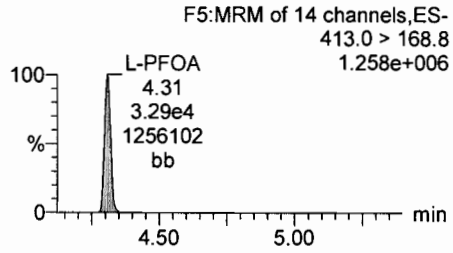

PFNA

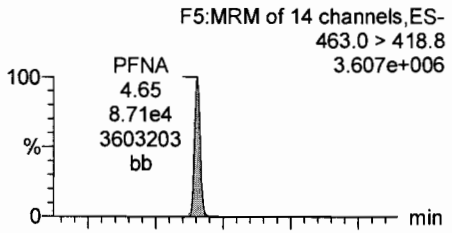

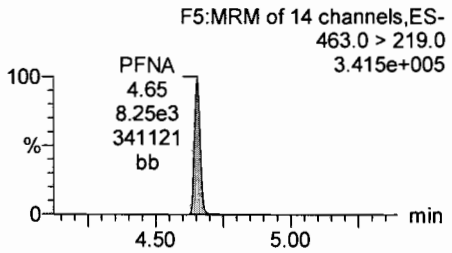

13C4-PFHpA

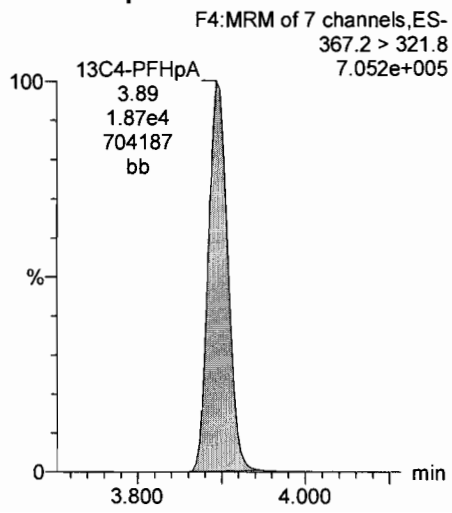

18O2-PFHxS

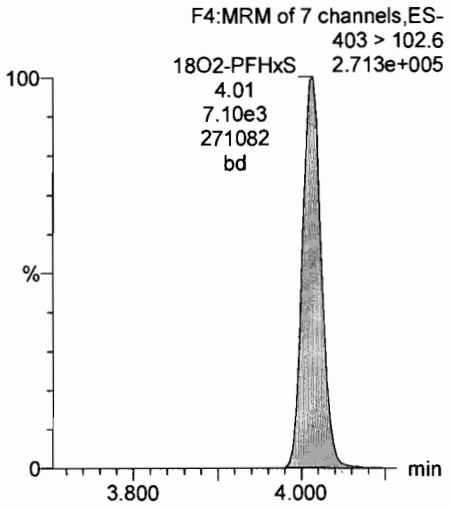

13C2-PFOA

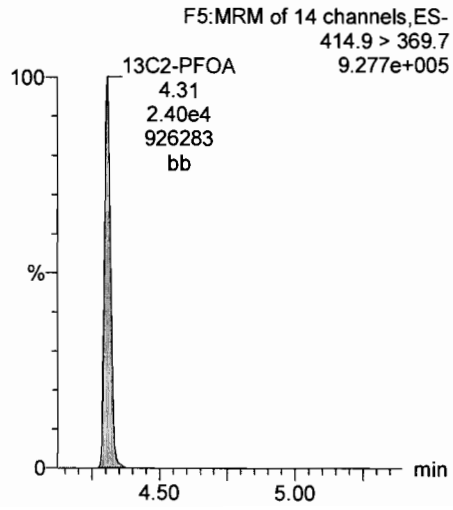

13C5-PFNA

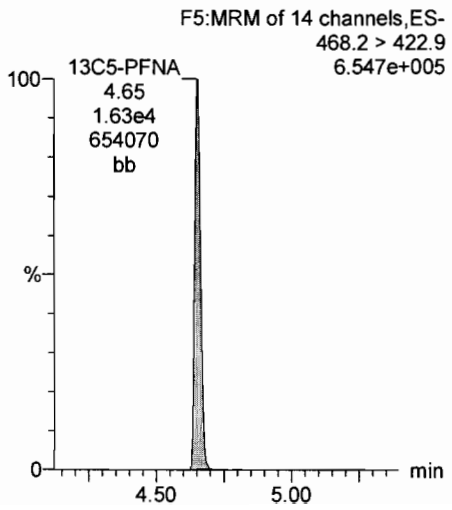

Dataset: X:\G1.PRO\Results\2018\180226G4\180226G4-CRV.qld

Last Altered: Tuesday, February 27, 2018 08:36:23 Pacific Standard Time
Printed: Tuesday, February 27, 2018 09:21:47 Pacific Standard Time

Name: 180226G4_8, Date: 26-Feb-2018, Time: 18:02:36, ID: ST180226G4-7 PFC CS4 18B2318, Description: PFC CS4 18B0816

PFOS

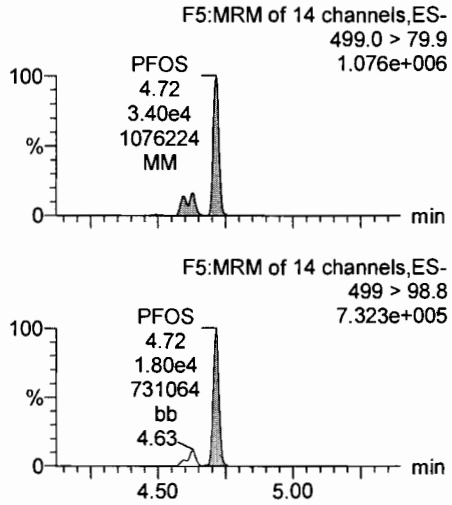

13C4-PFBA

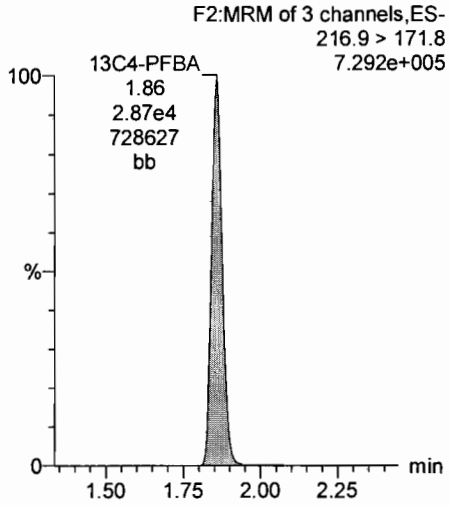

13C5-PFHxA

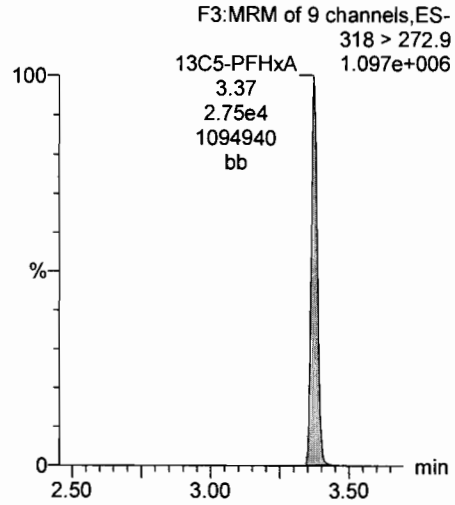

13C3-PFHxS

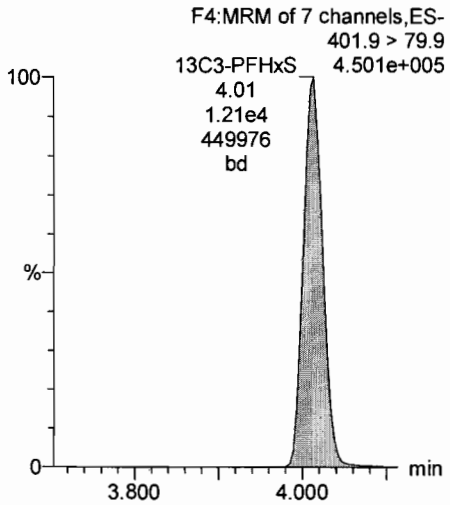

13C8-PFOS

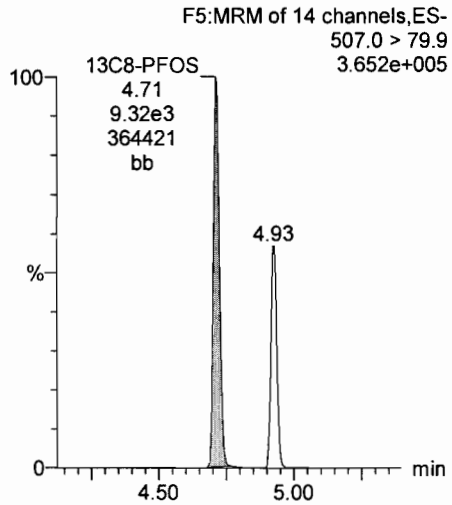

13C8-PFOA

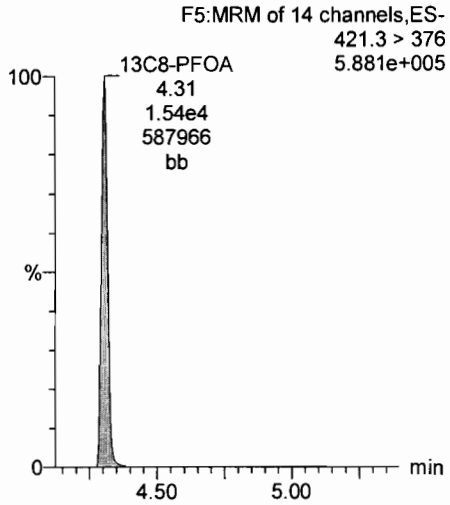

13C9-PFNA

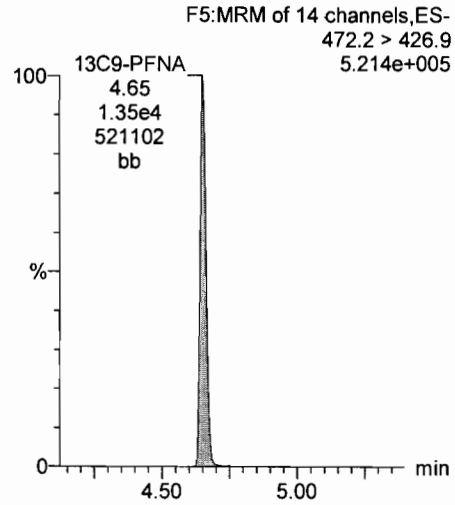

13C4-PFOS

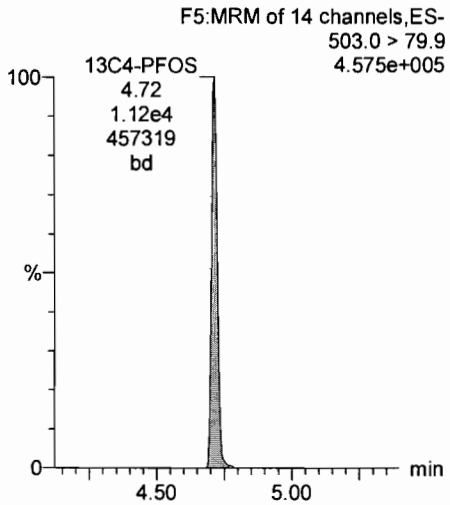

Dataset: X:\G1.PRO\Results\2018\180226G4\180226G4-CRV.qld

Last Altered: Tuesday, February 27, 2018 08:36:23 Pacific Standard Time
Printed: Tuesday, February 27, 2018 09:21:47 Pacific Standard Time

Name: 180226G4_9, Date: 26-Feb-2018, Time: 18:15:09, ID: ST180226G4-8 PFC CS5 18B2319, Description: PFC CS5 18B0817

PFBA

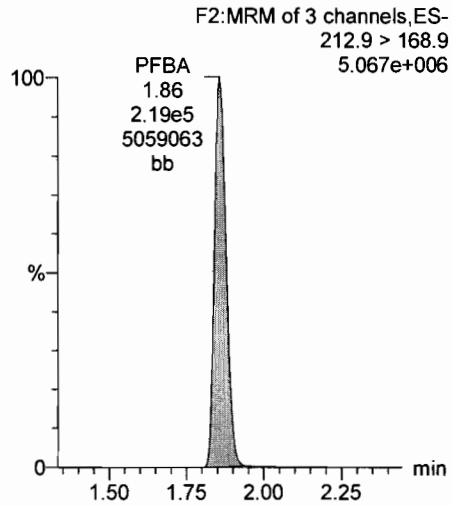

PFPeA

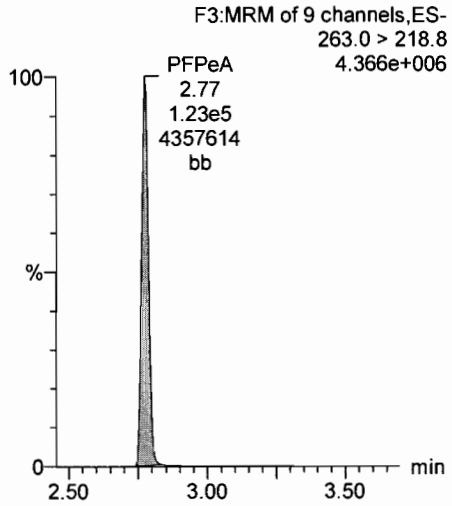

PFBS

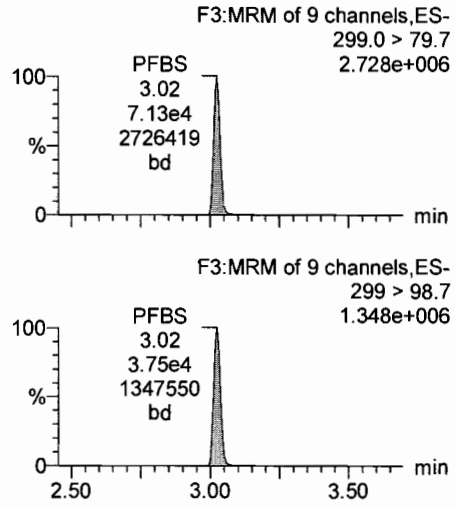

PFHxA

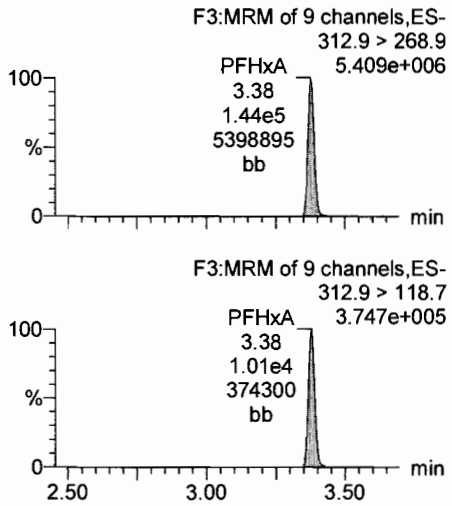

13C3-PFBA

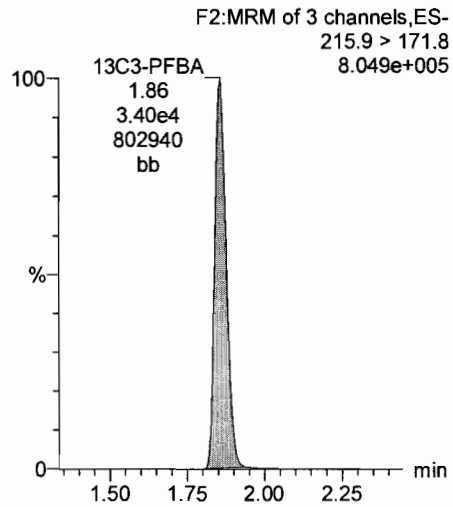

13C3-PFPeA

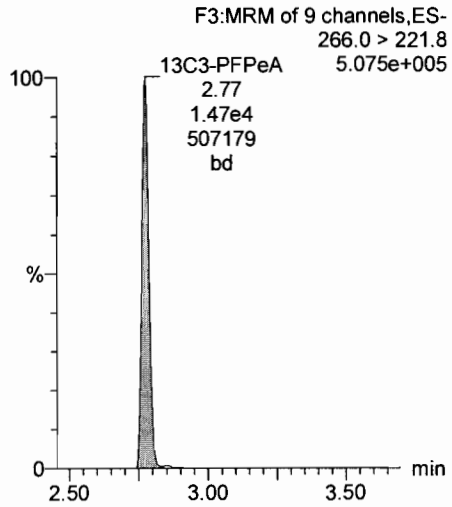

13C3-PFBS

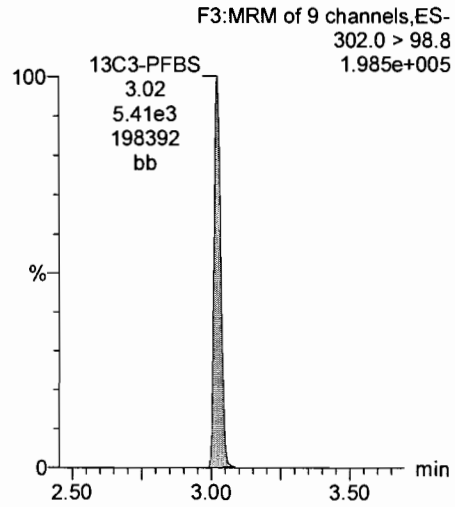

13C2-PFHxA

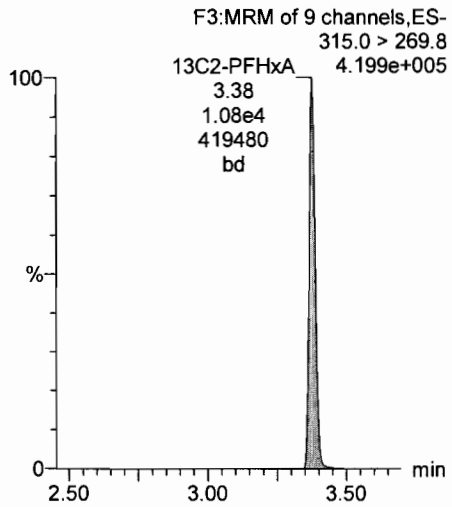

Dataset: X:\G1.PRO\Results\2018\180226G4\180226G4-CRV.qld

Last Altered: Tuesday, February 27, 2018 08:36:23 Pacific Standard Time
Printed: Tuesday, February 27, 2018 09:21:47 Pacific Standard Time

Name: 180226G4_9, Date: 26-Feb-2018, Time: 18:15:09, ID: ST180226G4-8 PFC CS5 18B2319, Description: PFC CS5 18B0817

PFHpA

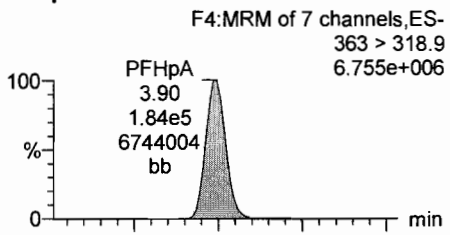

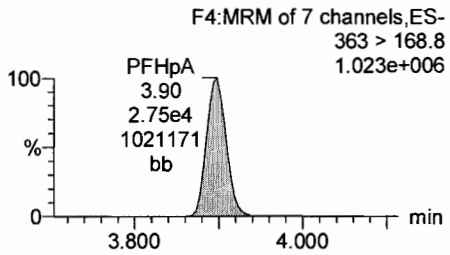

PFHxS

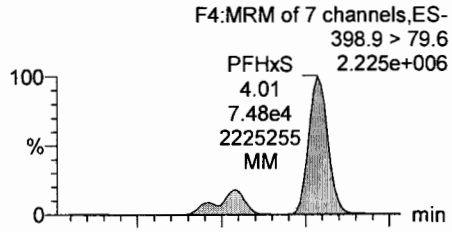

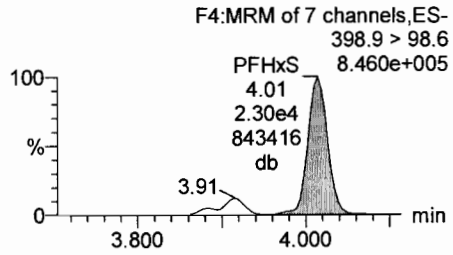

L-PFOA

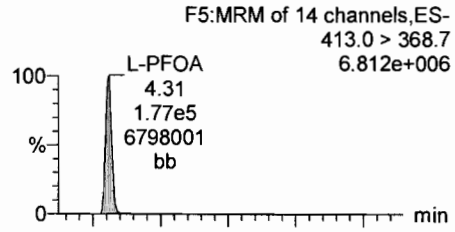

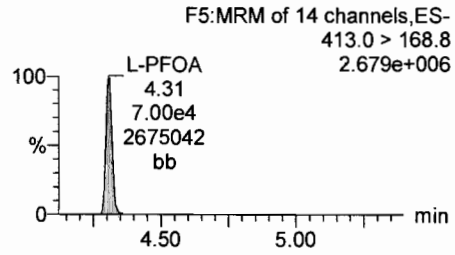

PFNA

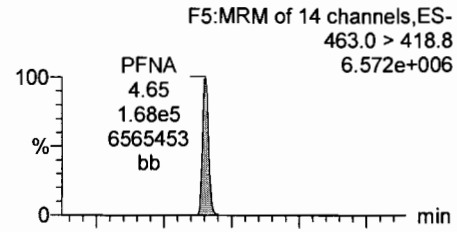

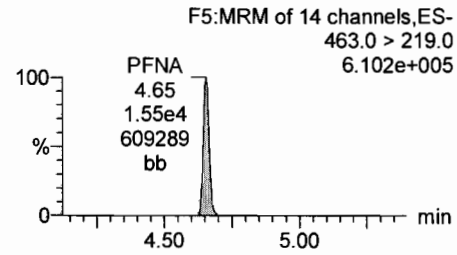

13C4-PFHpA

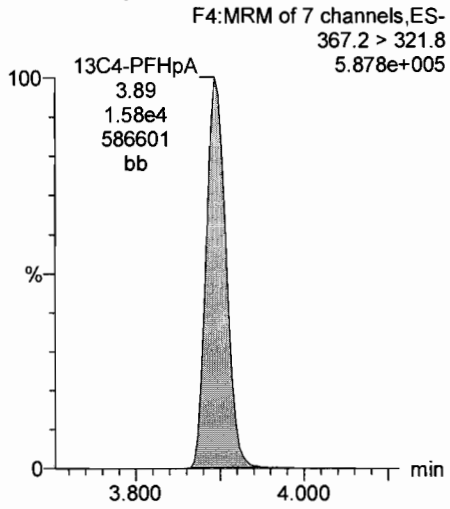

18O2-PFHxS

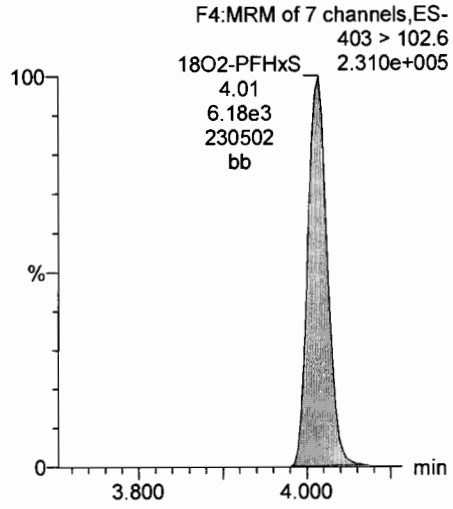

13C2-PFOA

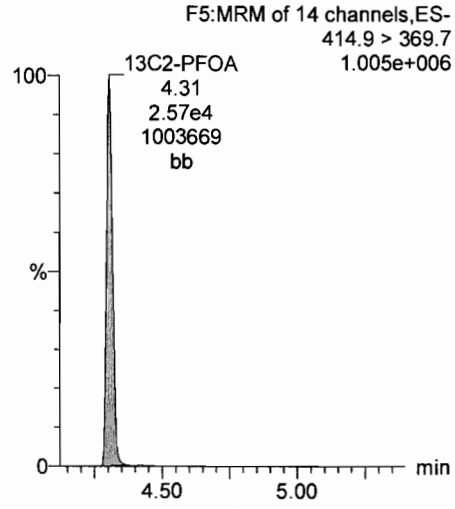

13C5-PFNA

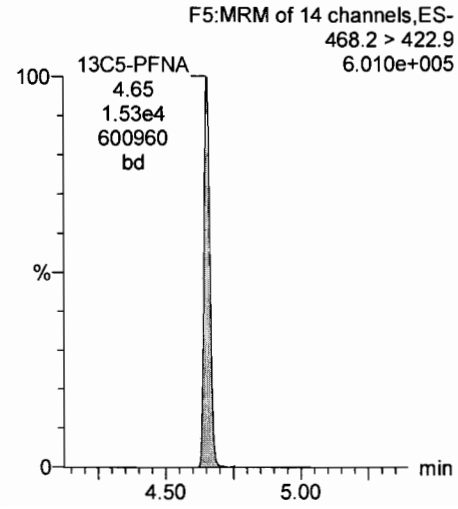

Dataset: X:\G1.PRO\Results\2018\180226G4\180226G4-CRV.qld

Last Altered: Tuesday, February 27, 2018 08:36:23 Pacific Standard Time
Printed: Tuesday, February 27, 2018 09:21:47 Pacific Standard Time

Name: 180226G4_9, Date: 26-Feb-2018, Time: 18:15:09, ID: ST180226G4-8 PFC CS5 18B2319, Description: PFC CS5 18B0817

PFOS

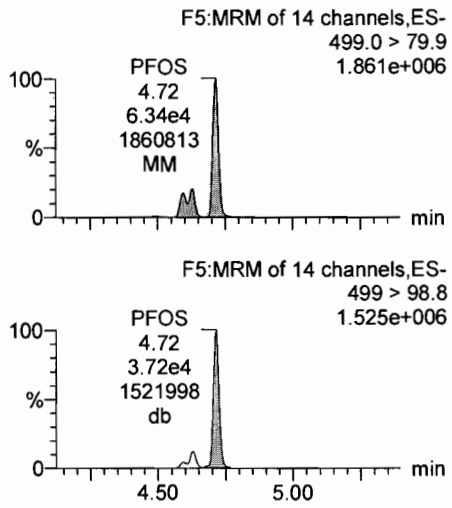

13C4-PFBA

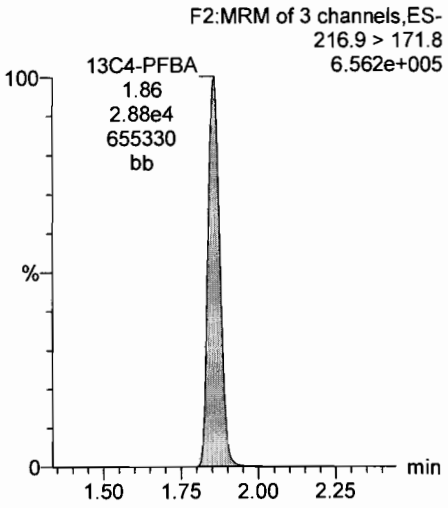

13C5-PFHxA

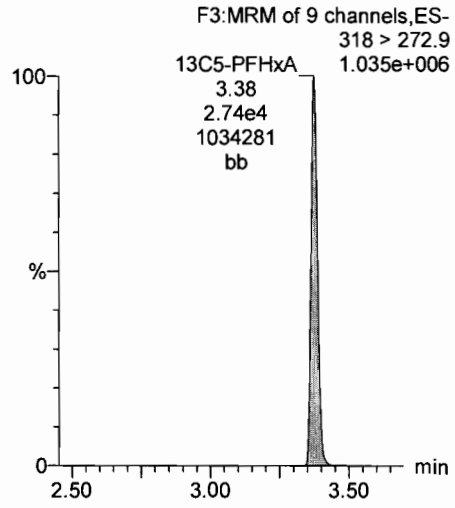

13C3-PFHxS

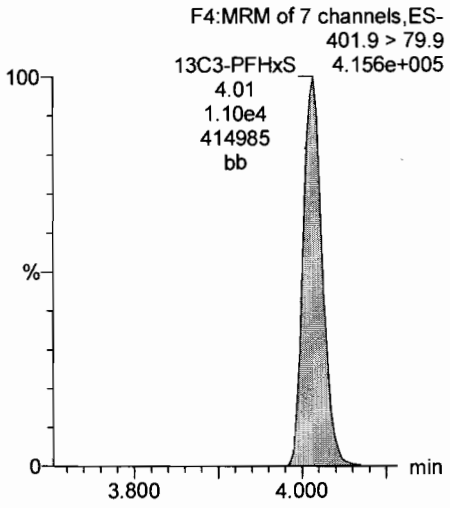

13C8-PFOS

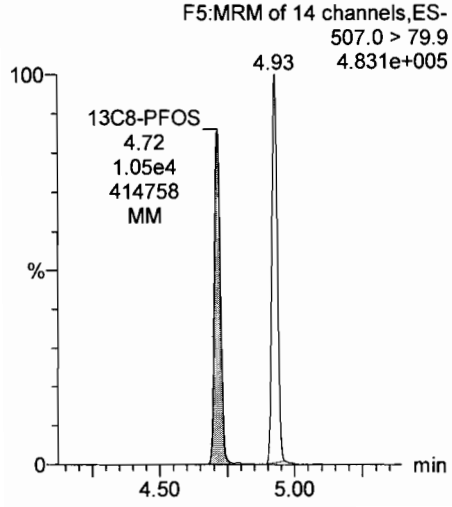

13C8-PFOA

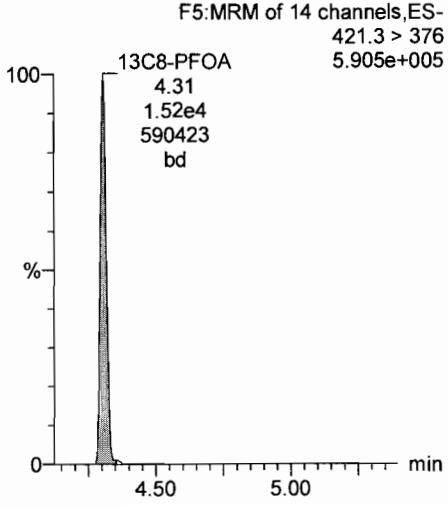

13C9-PFNA

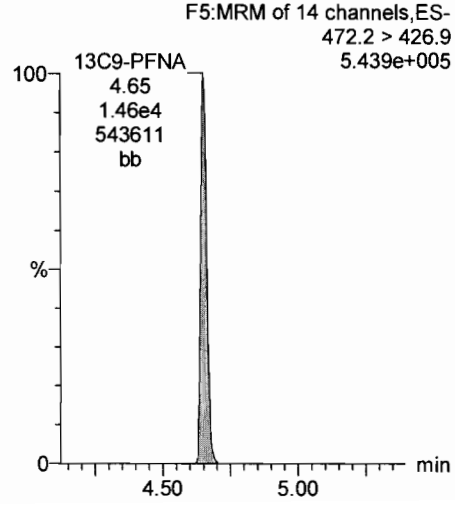

13C4-PFOS

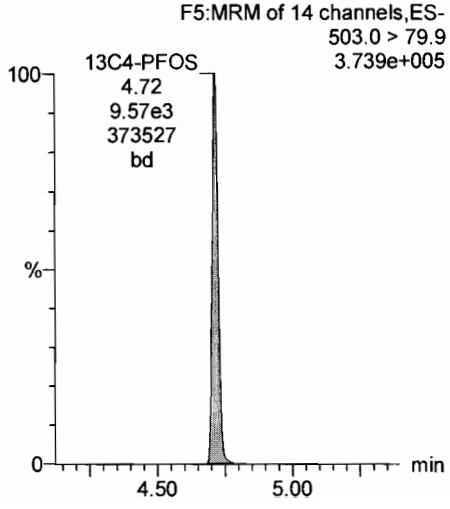

Dataset: X:\G1.PRO\Results\2018\180226G4\180226G4-CRV.qld

Last Altered: Tuesday, February 27, 2018 08:36:23 Pacific Standard Time
Printed: Tuesday, February 27, 2018 09:21:47 Pacific Standard Time

Name: 180226G4_10, Date: 26-Feb-2018, Time: 18:27:43, ID: ST180226G4-9 PFC CS6 18B2320, Description: PFC CS6 18B0818

PFBA

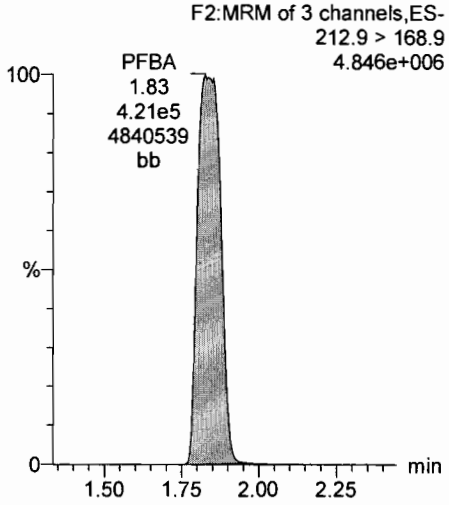

PFPeA

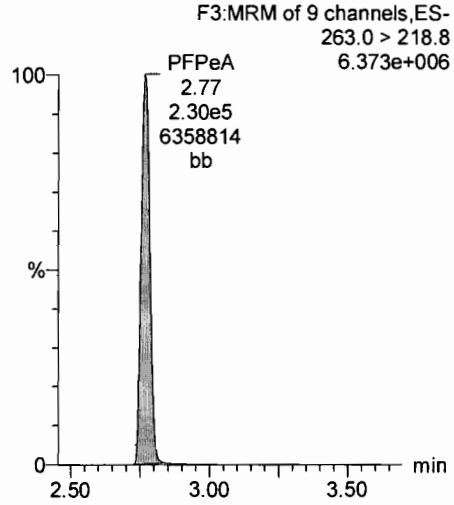

PFBS

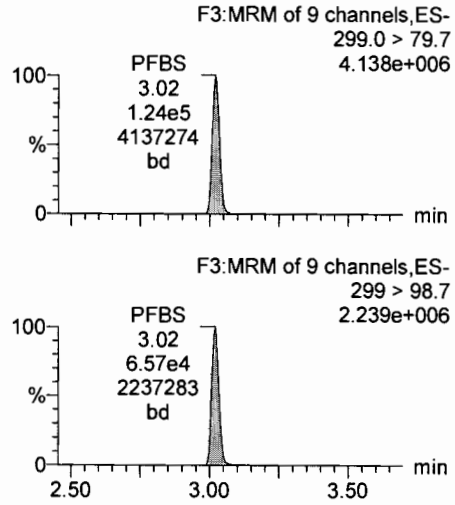

PFHxA

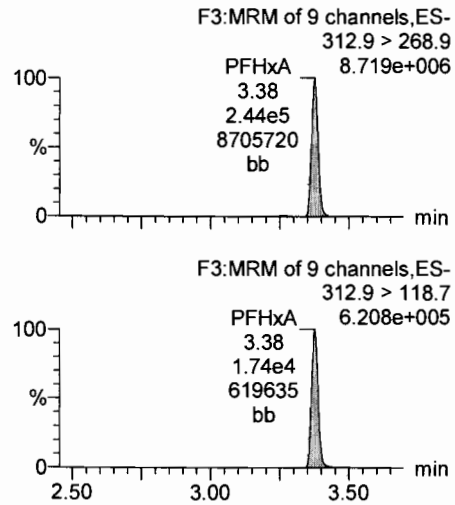

13C3-PFBA

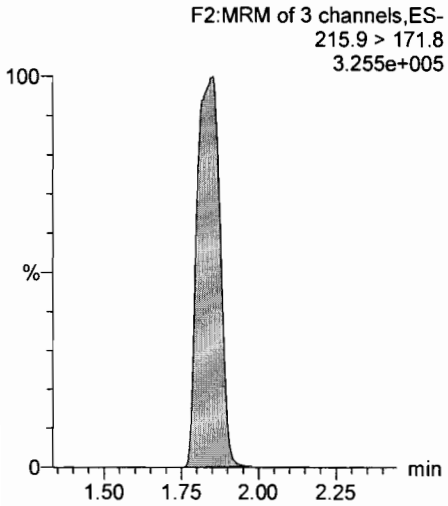

13C3-PFPeA

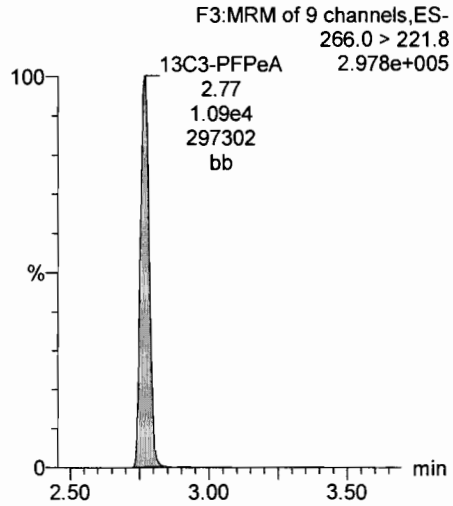

13C3-PFBS

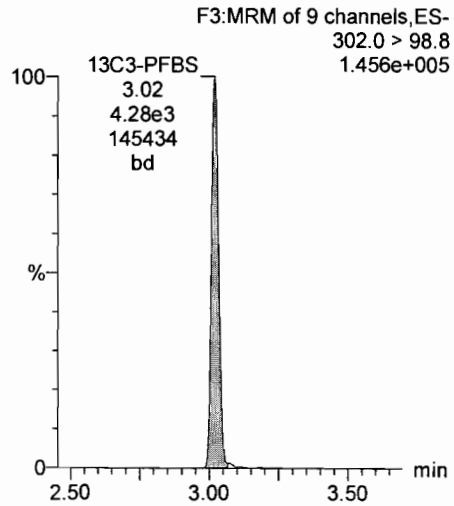

13C2-PFHxA

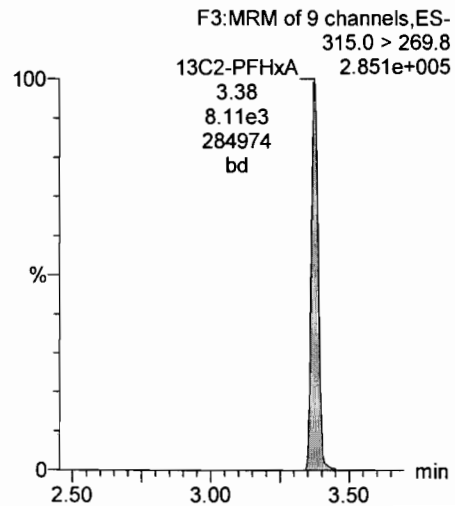

Dataset: X:\G1.PRO\Results\2018\180226G4\180226G4-CRV.qld

Last Altered: Tuesday, February 27, 2018 08:36:23 Pacific Standard Time
Printed: Tuesday, February 27, 2018 09:21:47 Pacific Standard Time

Name: 180226G4_10, Date: 26-Feb-2018, Time: 18:27:43, ID: ST180226G4-9 PFC CS6 18B2320, Description: PFC CS6 18B0818

PFHpA

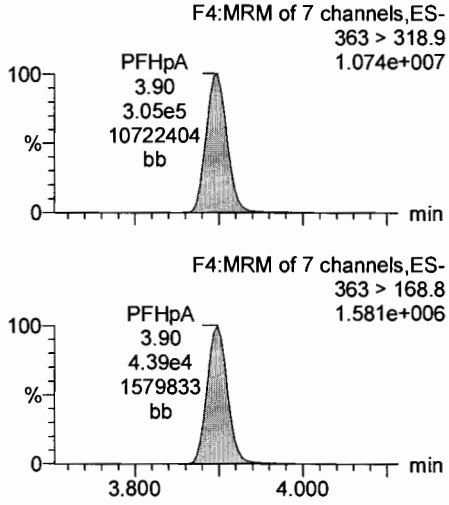

PFHxS

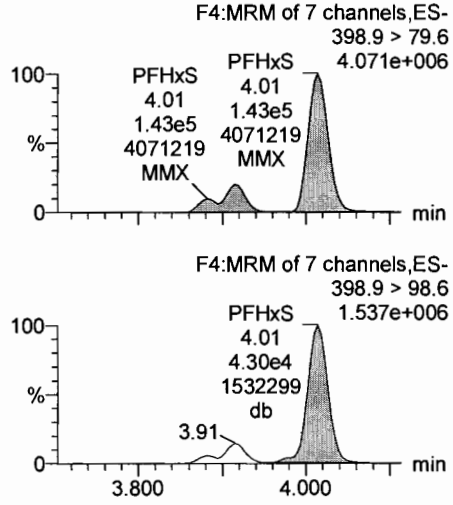

L-PFOA

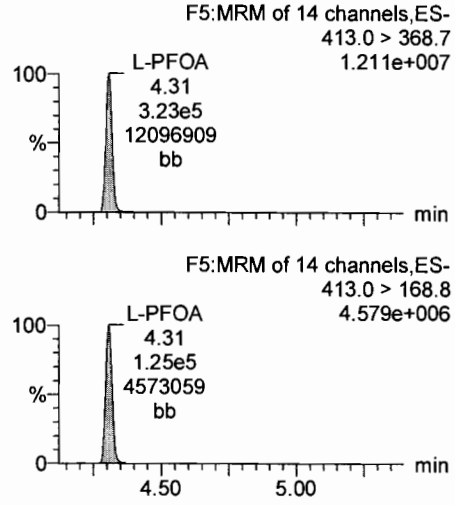

PFNA

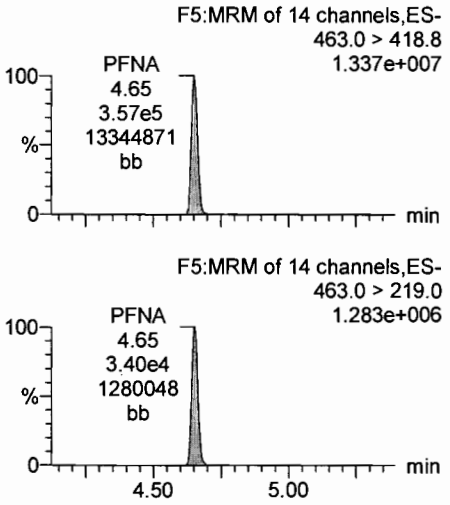

13C4-PFHpA

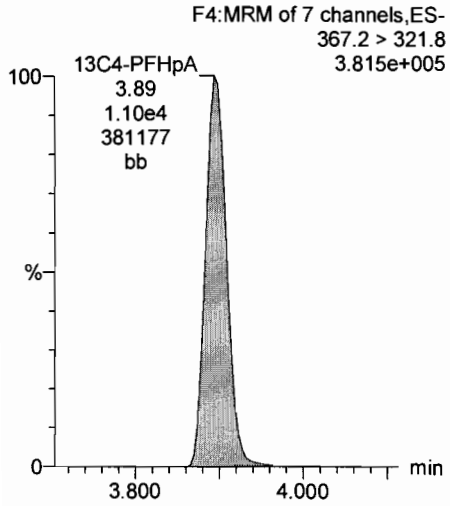

18O2-PFHxS

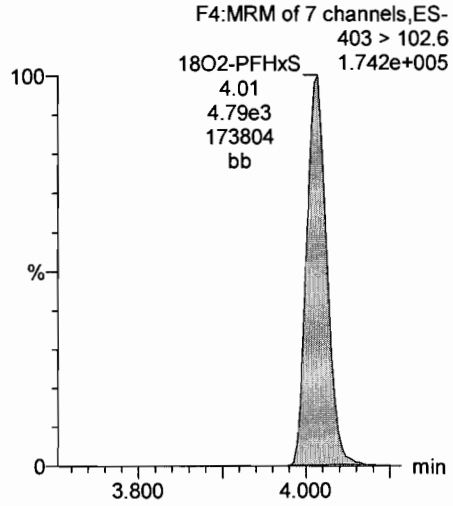

13C2-PFOA

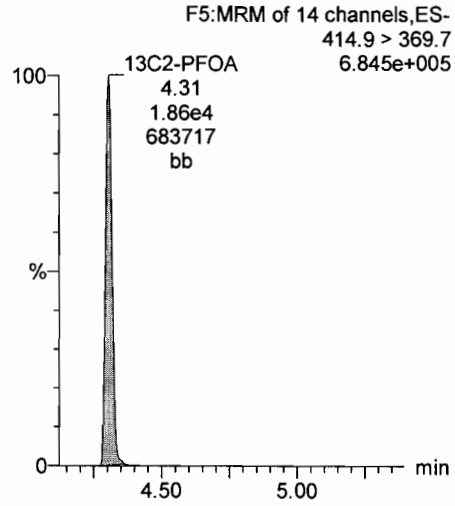

13C5-PFNA

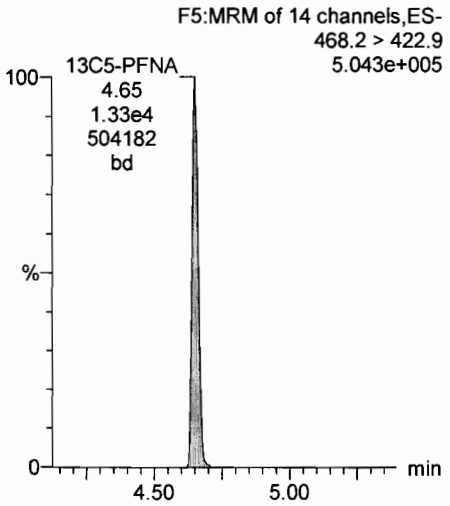

Vista Analytical Laboratory

Dataset: X:\G1.PRO\Results\2018\180226G4\180226G4-CRV.qld

Last Altered: Tuesday, February 27, 2018 08:36:23 Pacific Standard Time
Printed: Tuesday, February 27, 2018 09:21:47 Pacific Standard Time

Name: 180226G4_10, Date: 26-Feb-2018, Time: 18:27:43, ID: ST180226G4-9 PFC CS6 18B2320, Description: PFC CS6 18B0818

PFOS

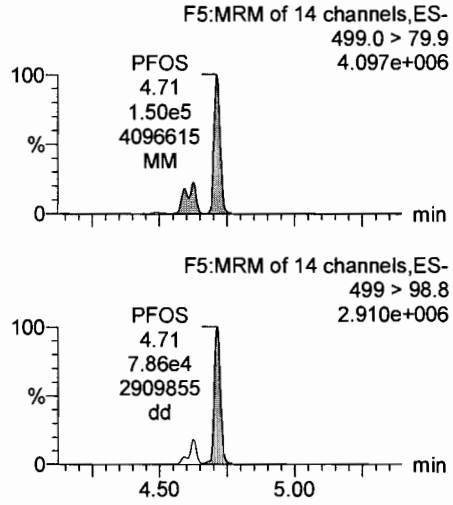

13C4-PFBA

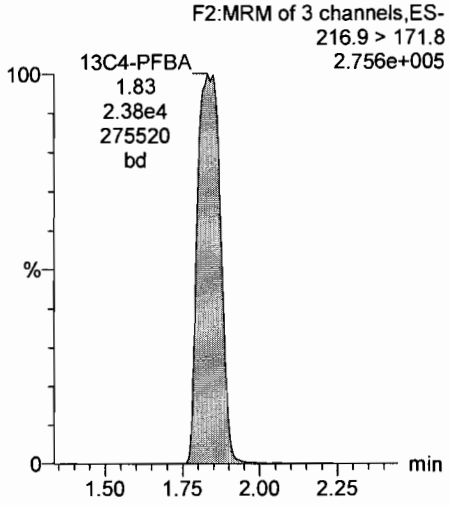

13C5-PFHxA

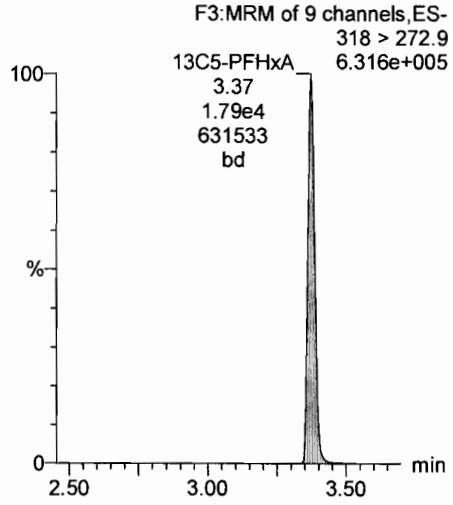

13C3-PFHxS

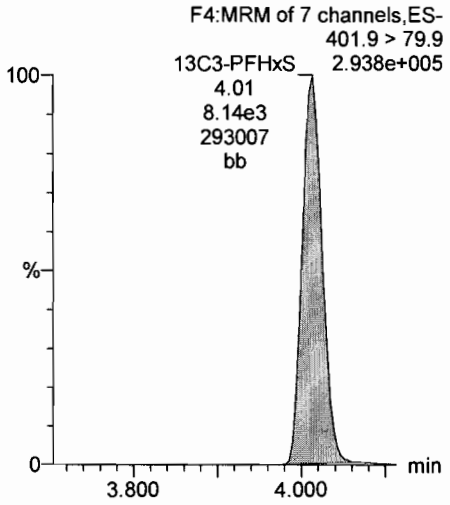

13C8-PFOS

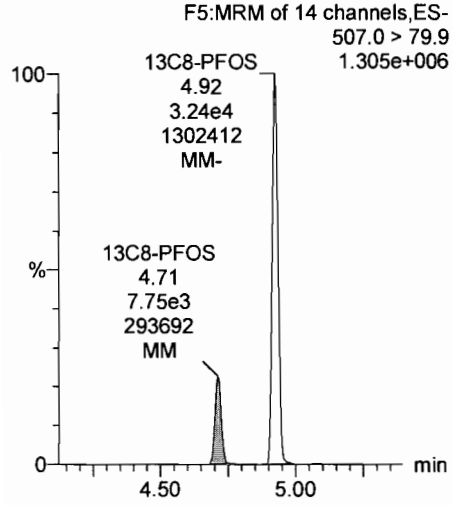

13C8-PFOA

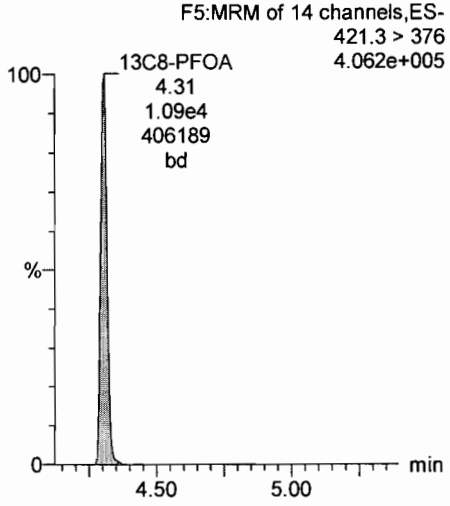

13C9-PFNA

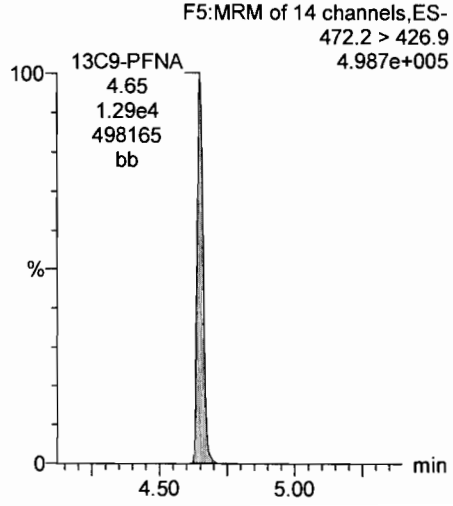

13C4-PFOS

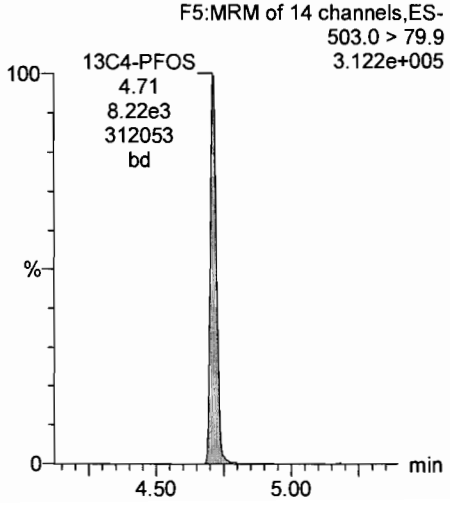

Quantify Sample Summary Report **MassLynx MassLynx V4.1 SCN 945**
Vista Analytical Laboratory

Dataset: X:\G1.PRO\Results\2018\180226G4\180226G4-12.qld

Last Altered: Tuesday, February 27, 2018 09:26:48 Pacific Standard Time
Printed: Tuesday, February 27, 2018 09:27:17 Pacific Standard Time

JH 02/27/2018

AD 2/27/18

Method: X:\G1.PRO\MethDB\PFAS_A_180208_L9.mdb 22 Feb 2018 16:09:08
Calibration: X:\G1.PRO\CurveDB\C18_VAL-PFC_Q1_02-26-18_L9.cdb 27 Feb 2018 08:36:23

Name: 180226G4_12, Date: 26-Feb-2018, Time: 18:52:47, ID: ICV180226G4-1 PFC ICV 18B2311, Description: PFC ICV 18B0809

	#	Name	Trace	Area	IS Area	Wt./Vol.	RRF	Pred.RT	RT	y Axis Resp.	Conc.	%Rec
1	1	PFBA	212.9 > 168.9	1.97e4	3.70e4	1.00000		1.86	1.86	6.66	8.50	85.0
2	2	PFPeA	263.0 > 218.8	1.27e4	1.65e4	1.00000		2.78	2.78	9.65	9.17	91.7
3	3	PFBS	299.0 > 79.7	5.83e3	5.92e3	1.00000		3.02	3.03	12.3	8.26	82.6
4	4	PFHxA	312.9 > 268.9	1.52e4	1.27e4	1.00000		3.38	3.38	6.02	8.64	86.4
5	5	PFHpA	363 > 318.9	1.94e4	1.82e4	1.00000		3.90	3.90	13.3	9.44	94.4
6	6	PFHxS	398.9 > 79.6	6.02e3	6.96e3	1.00000		4.01	4.02	10.8	7.66	76.6
7	7	L-PFOA	413.0 > 368.7	1.59e4	2.43e4	1.00000		4.31	4.31	8.16	9.24	92.4
8	9	PFNA	463.0 > 418.8	1.41e4	1.37e4	1.00000		4.65	4.65	12.9	9.17	91.7
9	10	PFOS	499.0 >79.9	3.95e3	8.17e3	1.00000		4.72	4.72	6.04	7.87	78.7
10	11	13C3-PFBA	215.9 > 171.8	3.70e4	2.85e4	1.00000	1.145	1.86	1.86	16.2	14.1	113.2
11	12	13C3-PFBS	302.0 > 98.8	5.92e3	2.98e4	1.00000	0.209	3.03	3.02	2.48	11.9	94.9
12	13	13C3-PFPeA	266.0 > 221.8	1.65e4	2.98e4	1.00000	0.547	2.80	2.78	6.90	12.6	101.0
13	14	13C2-PFHxA	315.0 > 269.8	1.27e4	2.98e4	1.00000	0.998	3.38	3.38	5.32	5.32	106.5
14	15	13C4-PFHpA	367.2 > 321.8	1.82e4	2.98e4	1.00000	0.614	3.87	3.90	7.65	12.5	99.6
15	16	18O2-PFHxS	403 > 102.6	6.96e3	1.10e4	1.00000	0.563	4.01	4.01	7.87	14.0	111.9
16	17	13C2-PFOA	414.9 > 369.7	2.43e4	1.34e4	1.00000	1.681	4.31	4.31	22.6	13.5	107.7
17	18	13C5-PFNA	468.2 > 422.9	1.37e4	1.33e4	1.00000	1.090	4.65	4.65	12.8	11.8	94.0
18	19	13C8-PFOS	507.0 > 79.9	8.17e3	9.15e3	1.00000	0.981	4.72	4.72	11.2	11.4	91.0
19	20	13C4-PFBA	216.9 > 171.8	2.85e4	2.85e4	1.00000	1.000	2.18	1.86	12.5	12.5	100.0
20	21	13C5-PFHxA	318>272.9	2.98e4	2.98e4	1.00000	1.000	3.66	3.38	12.5	12.5	100.0
21	22	13C3-PFHxS	401.9 > 79.9	1.10e4	1.10e4	1.00000	1.000	4.30	4.01	12.5	12.5	100.0
22	23	13C8-PFOA	421.3 > 376	1.34e4	1.34e4	1.00000	1.000	4.60	4.31	12.5	12.5	100.0
23	24	13C9-PFNA	472.2 > 426.9	1.33e4	1.33e4	1.00000	1.000	4.93	4.65	12.5	12.5	100.0
24	25	13C4-PFOS	503.0 > 79.9	9.15e3	9.15e3	1.00000	1.000	4.78	4.72	12.5	12.5	100.0

Dataset: X:\G1.PRO\Results\2018\180226G4\180226G4-12.qld

Last Altered: Tuesday, February 27, 2018 09:26:48 Pacific Standard Time
Printed: Tuesday, February 27, 2018 09:27:17 Pacific Standard Time

Method: X:\G1.PRO\MethDB\PFAS_A_180208_L9.mdb 22 Feb 2018 16:09:08
Calibration: X:\G1.PRO\CurveDB\C18_VAL-PFC_Q1_02-26-18_L9.cdb 27 Feb 2018 08:36:23

Name: 180226G4_12, Date: 26-Feb-2018, Time: 18:52:47, ID: ICV180226G4-1 PFC ICV 18B2311, Description: PFC ICV 18B0809

PFBA

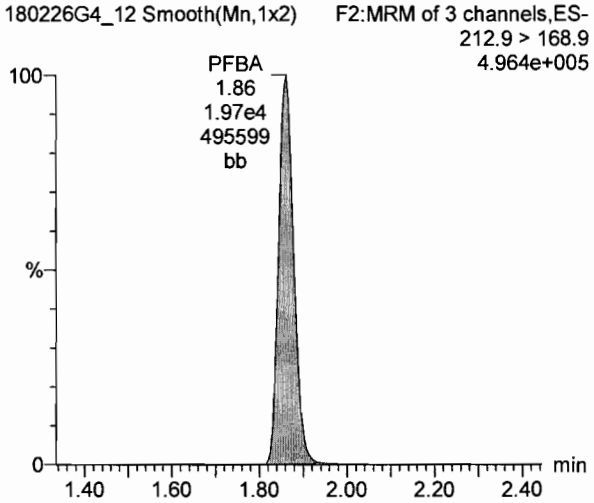

PFPeA

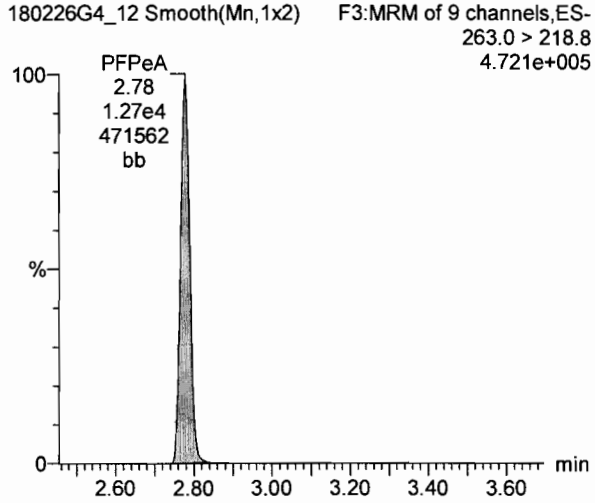

PFBS

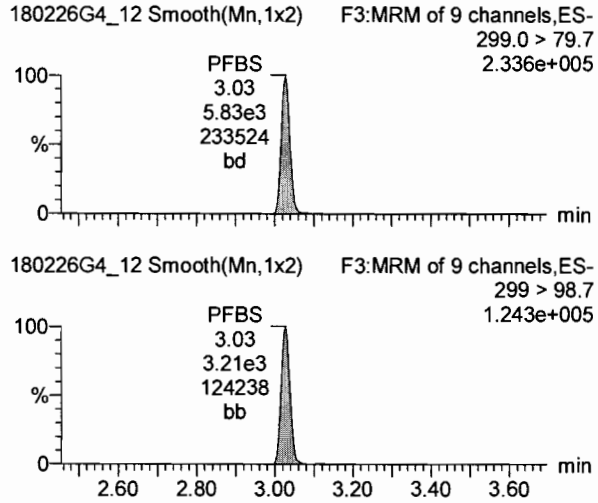

13C3-PFBA

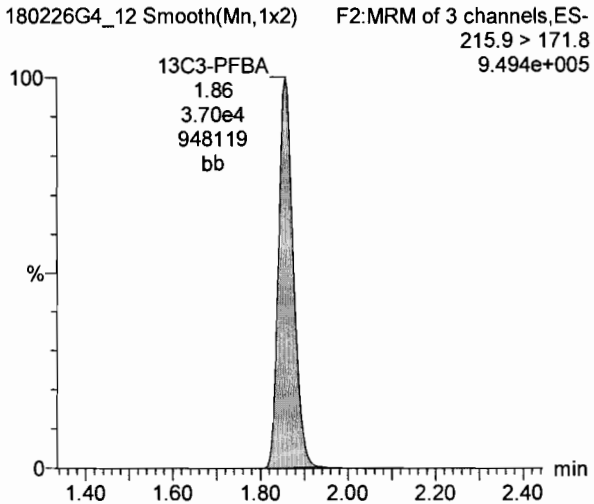

13C3-PFPeA

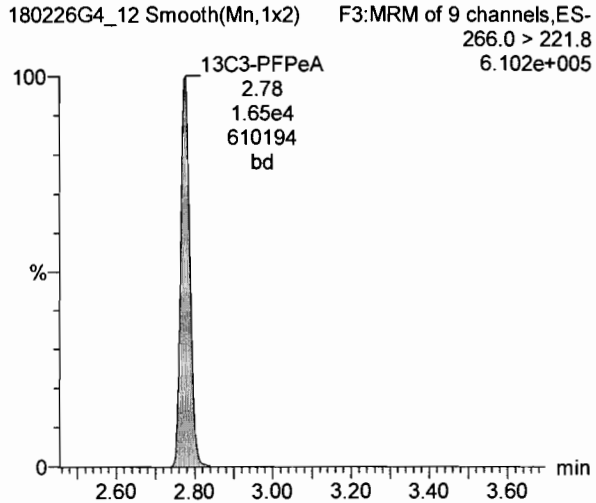

13C3-PFBS

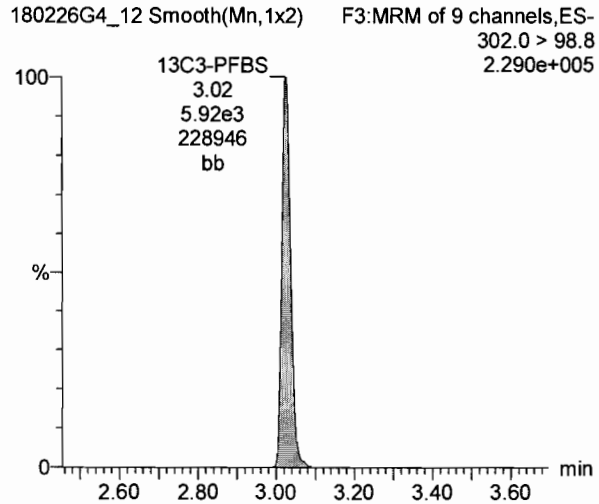

Dataset: X:\G1.PRO\Results\2018\180226G4\180226G4-12.qld

Last Altered: Tuesday, February 27, 2018 09:26:48 Pacific Standard Time
Printed: Tuesday, February 27, 2018 09:27:17 Pacific Standard Time

Name: 180226G4_12, Date: 26-Feb-2018, Time: 18:52:47, ID: ICV180226G4-1 PFC ICV 18B2311, Description: PFC ICV 18B0809

PFHxA

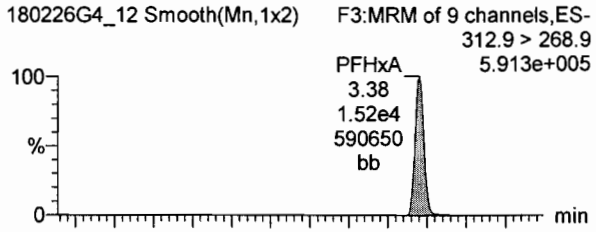

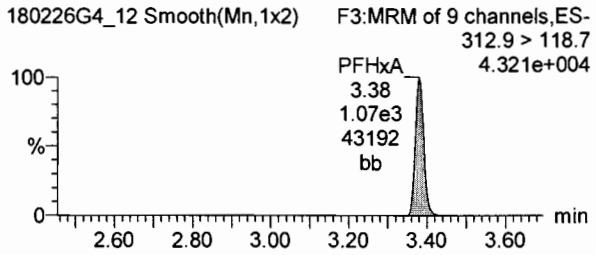

PFHpA

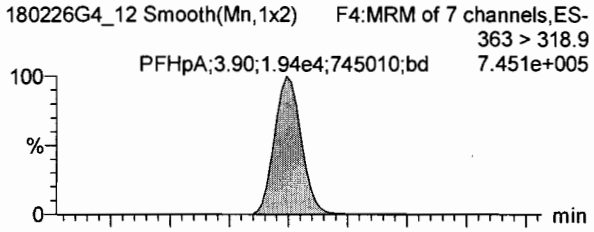

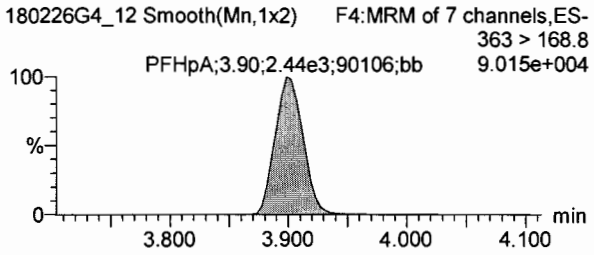

Total PFHxS

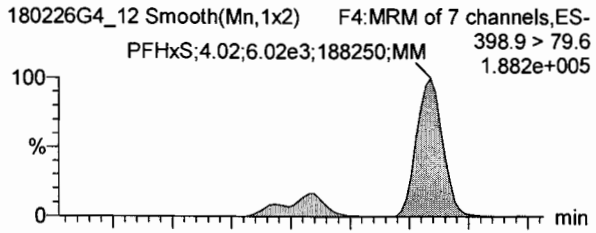

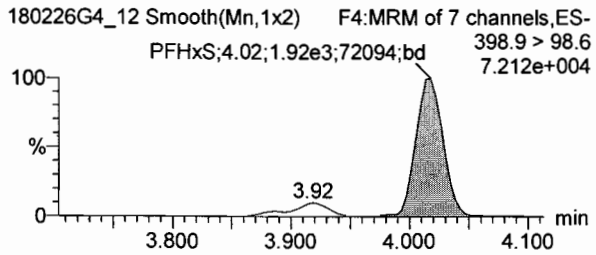

13C2-PFHxA

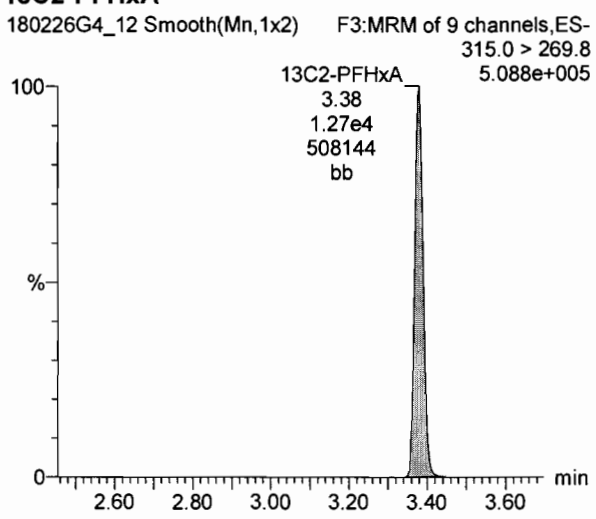

13C4-PFHpA

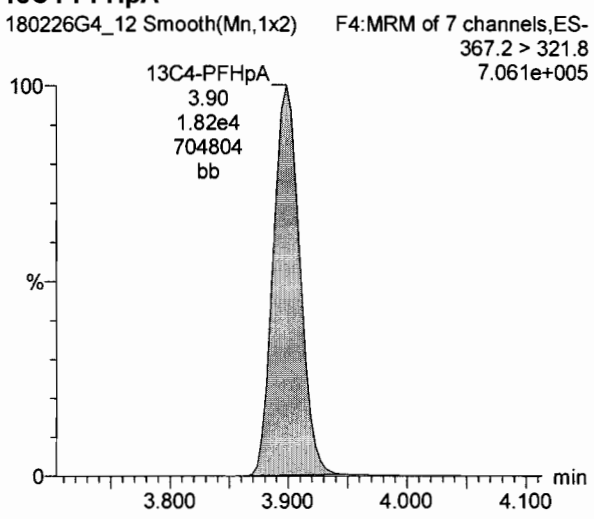

18O2-PFHxS

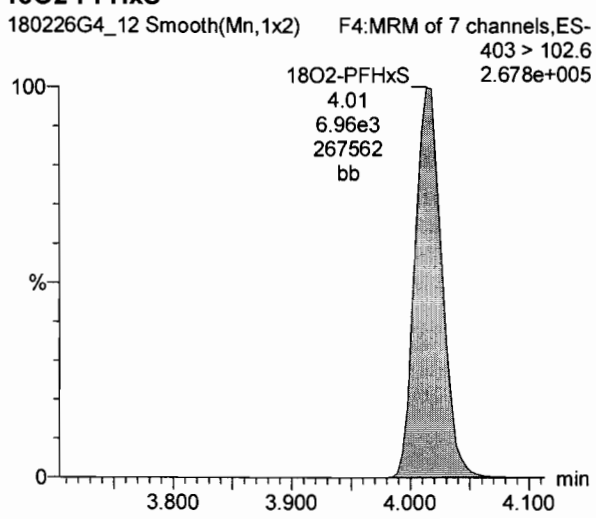

Dataset: X:\G1.PRO\Results\2018\180226G4\180226G4-12.qld

Last Altered: Tuesday, February 27, 2018 09:26:48 Pacific Standard Time
Printed: Tuesday, February 27, 2018 09:27:17 Pacific Standard Time

Name: 180226G4_12, Date: 26-Feb-2018, Time: 18:52:47, ID: ICV180226G4-1 PFC ICV 18B2311, Description: PFC ICV 18B0809

Total PFOA





PFNA

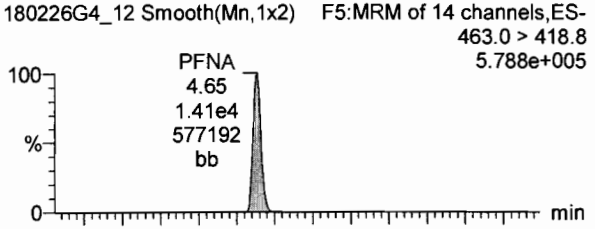

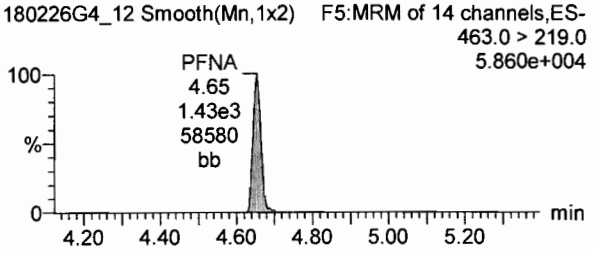

Total PFOS

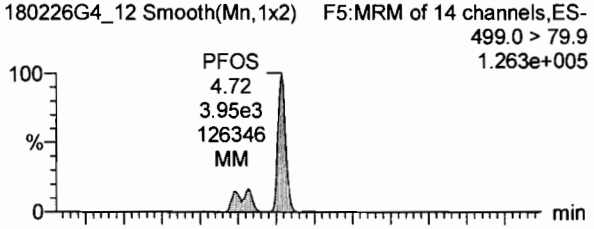

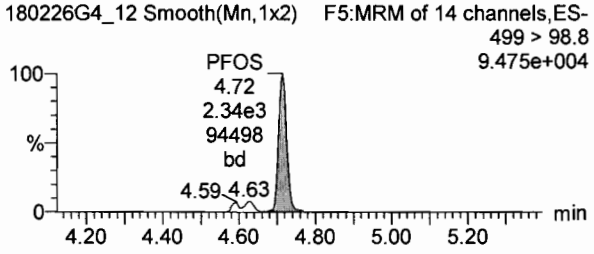

13C2-PFOA

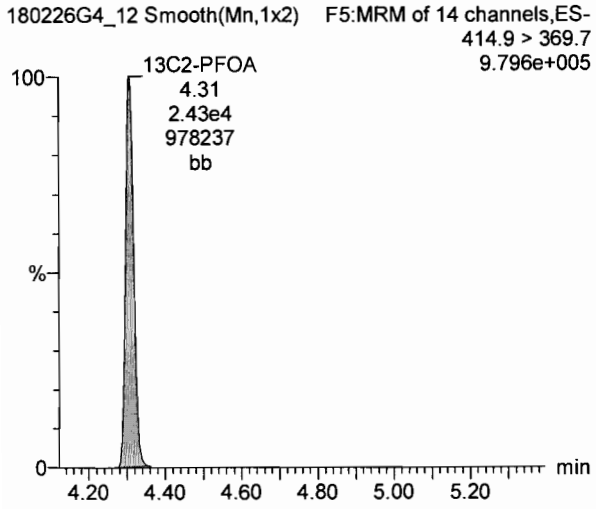

13C5-PFNA

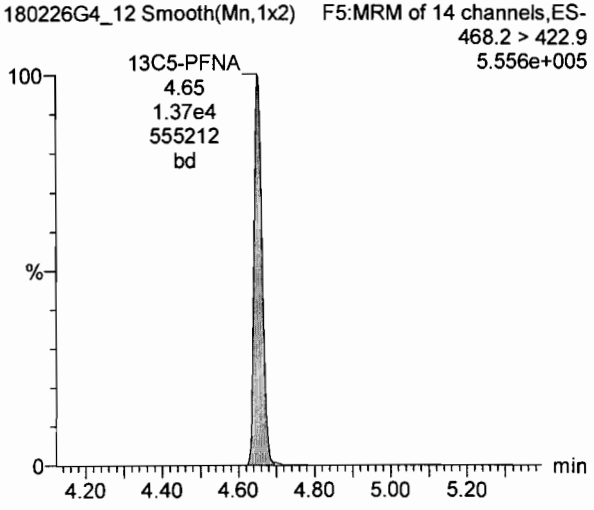

13C8-PFOS

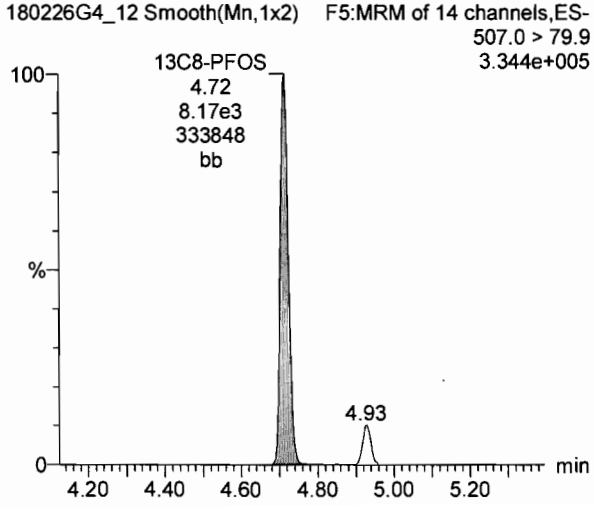

Vista Analytical Laboratory

Dataset: X:\G1.PRO\Results\2018\180226G4\180226G4-12.qld

Last Altered: Tuesday, February 27, 2018 09:26:48 Pacific Standard Time
Printed: Tuesday, February 27, 2018 09:27:17 Pacific Standard Time

Name: 180226G4_12, Date: 26-Feb-2018, Time: 18:52:47, ID: ICV180226G4-1 PFC ICV 18B2311, Description: PFC ICV 18B0809

13C4-PFBA

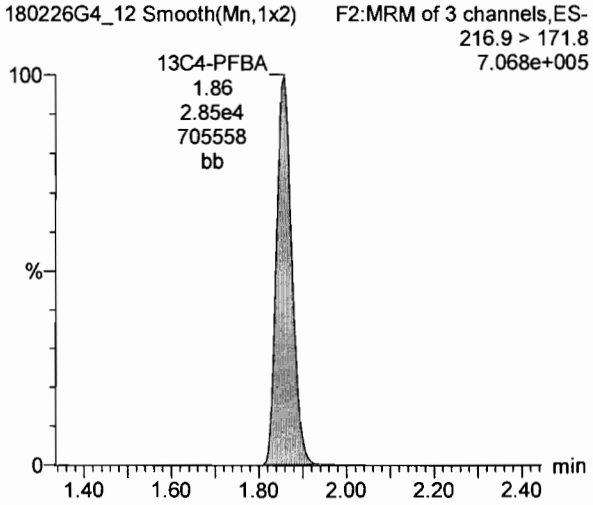

13C5-PFHxA

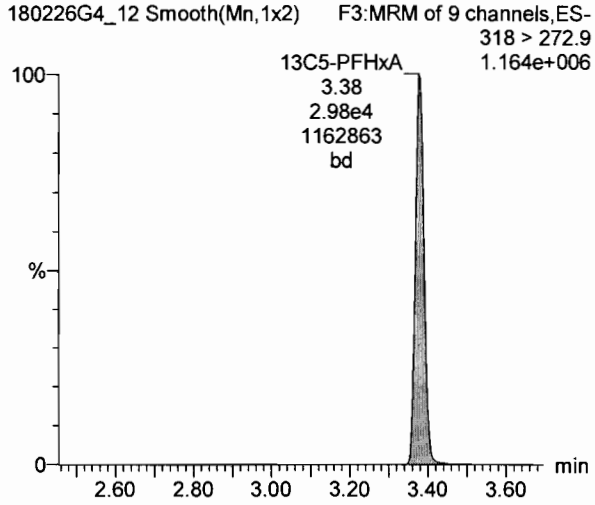

13C3-PFHxS

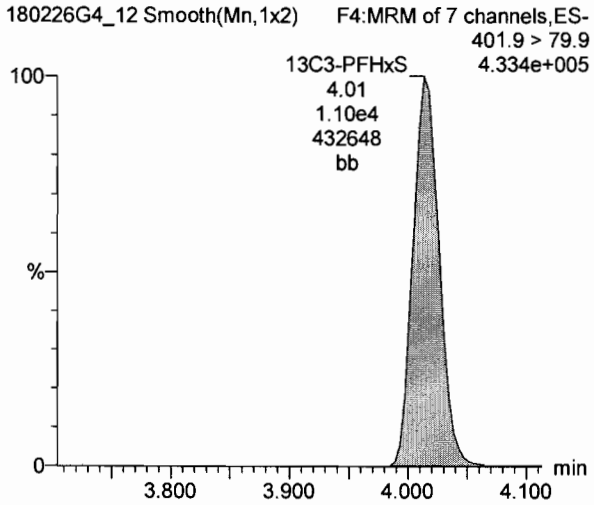

13C8-PFOA

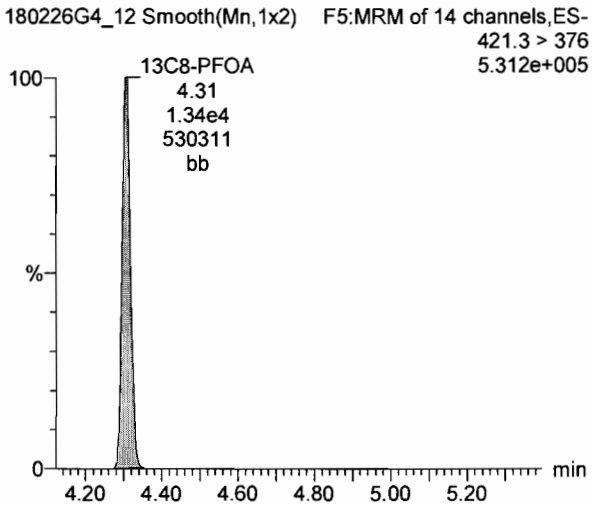

13C9-PFNA

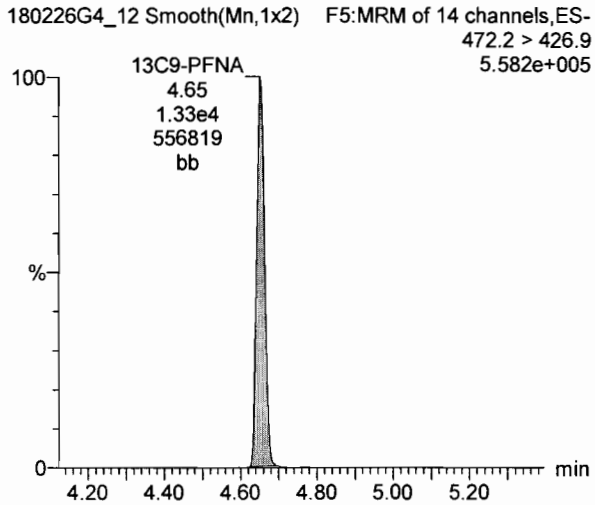

13C4-PFOS

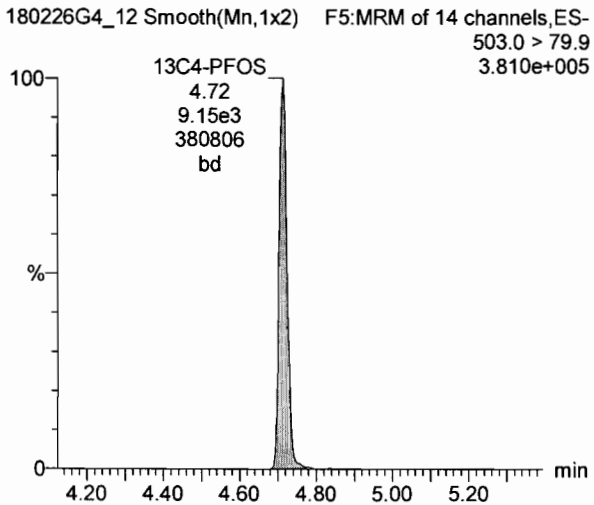

Dataset: X:\G1.PRO\Results\2018\180226G4\180226G4-12.qld

Last Altered: Tuesday, February 27, 2018 09:26:48 Pacific Standard Time
Printed: Tuesday, February 27, 2018 09:27:17 Pacific Standard Time

Name: 180226G4_12, Date: 26-Feb-2018, Time: 18:52:47, ID: ICV180226G4-1 PFC ICV 18B2311, Description: PFC ICV 18B0809

TCDA

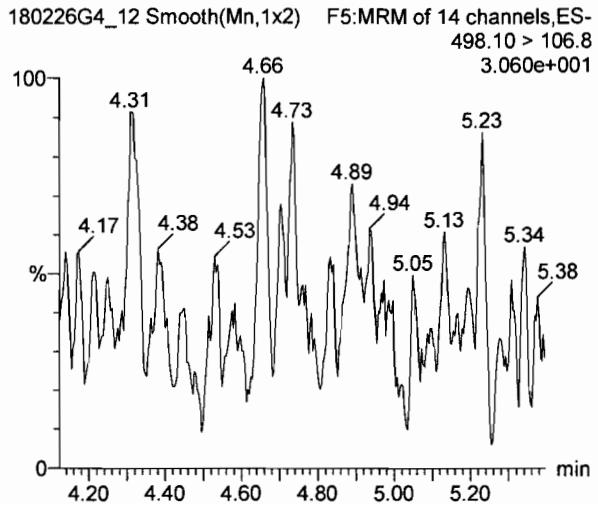

13C8-PFOS

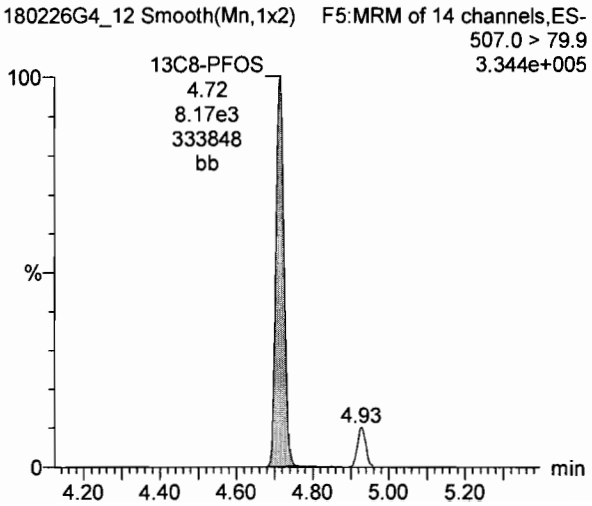

Vista Analytical Laboratory

Dataset: Untitled

Last Altered: Tuesday, February 27, 2018 11:58:34 Pacific Standard Time
Printed: Tuesday, February 27, 2018 11:58:37 Pacific Standard Time

Method: X:\G1.PRO\MethDB\PFAS_A_180208_L9.mdb 22 Feb 2018 16:09:08
Calibration: X:\G1.PRO\CurveDB\C18_VAL-PFC_Q1_02-26-18_L9.cdb 27 Feb 2018 08:36:23

Name: 180226G4_11, Date: 26-Feb-2018, Time: 18:40:11, ID: IPA, Description: IPA

PFBA

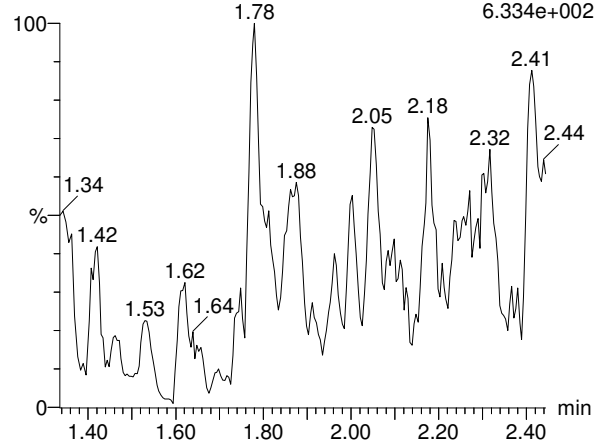

PFPeA

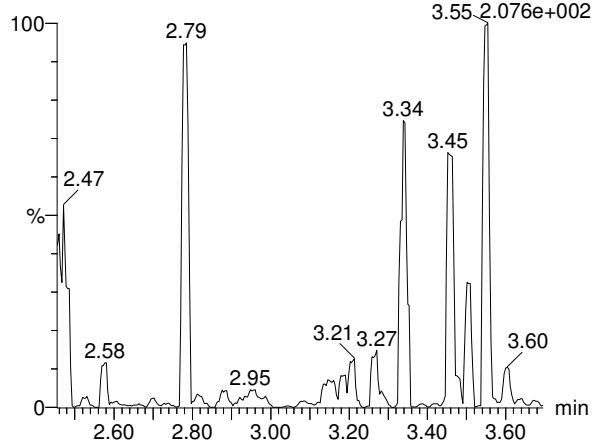

PFBS

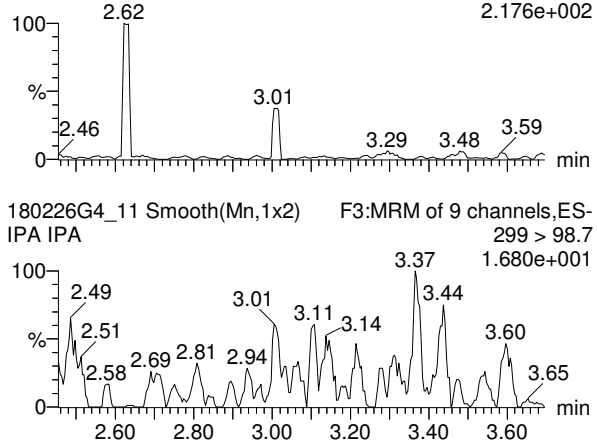

13C3-PFBA

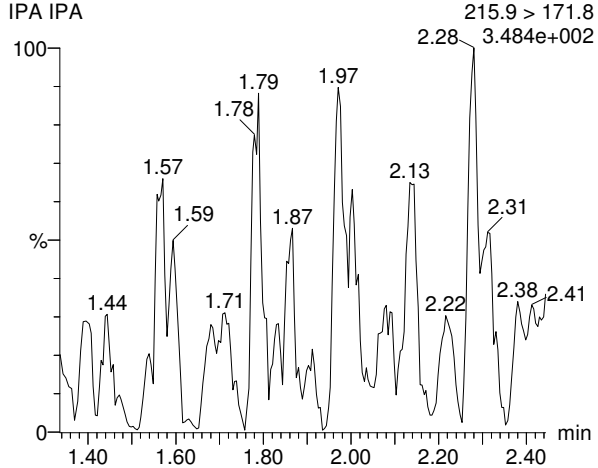

13C3-PFPeA

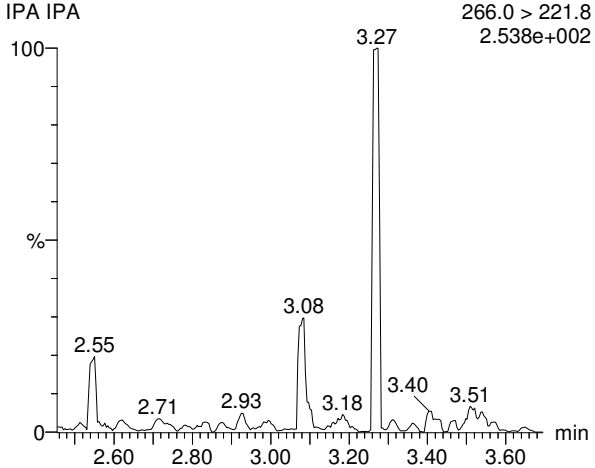

13C3-PFBS

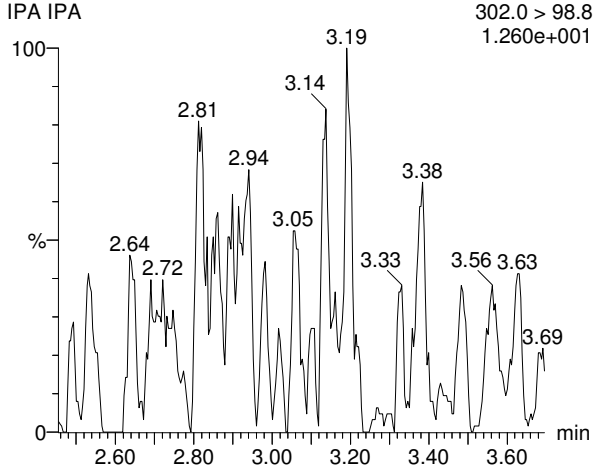

Vista Analytical Laboratory

Dataset: Untitled

Last Altered: Tuesday, February 27, 2018 11:58:34 Pacific Standard Time
Printed: Tuesday, February 27, 2018 11:58:37 Pacific Standard Time

Name: 180226G4_11, Date: 26-Feb-2018, Time: 18:40:11, ID: IPA, Description: IPA

PFHxA

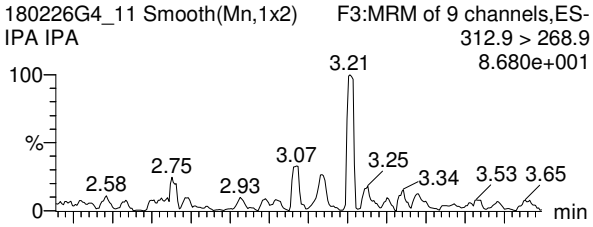

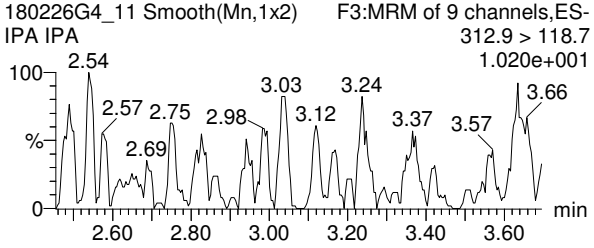

PFHpA

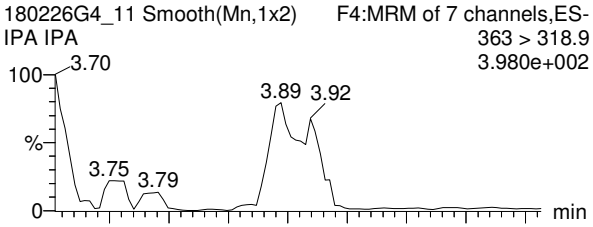

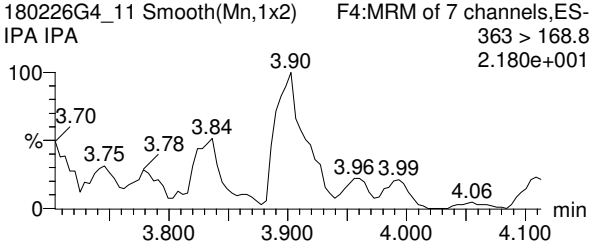

Total PFHxS

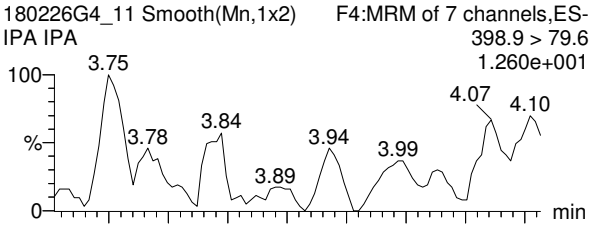

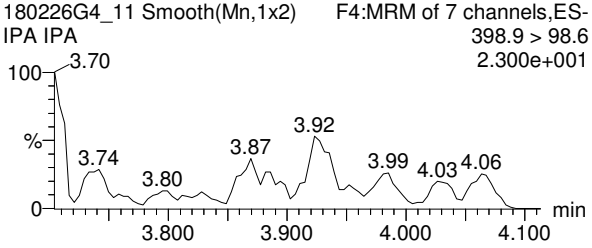

13C2-PFHxA

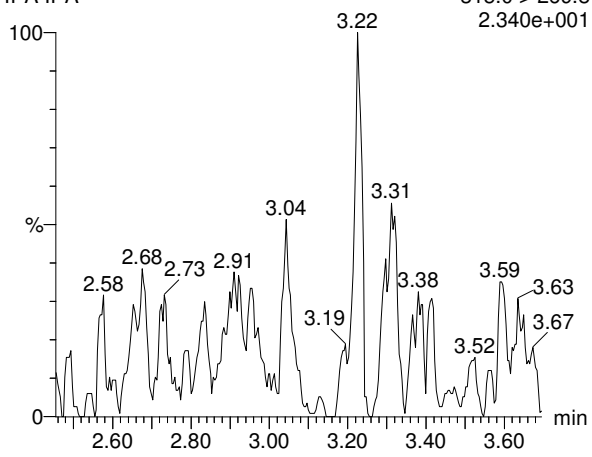

13C4-PFHpA

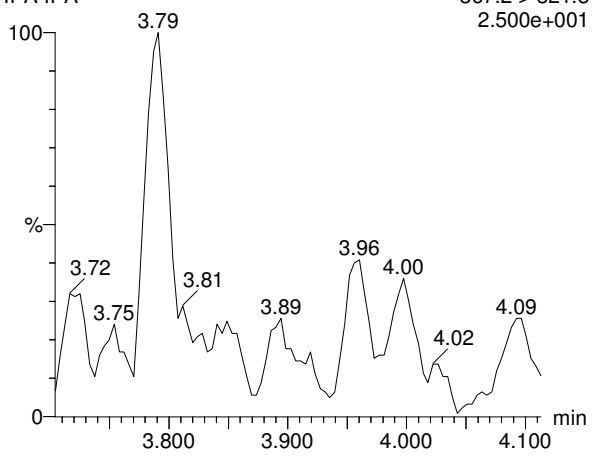

18O2-PFHxS

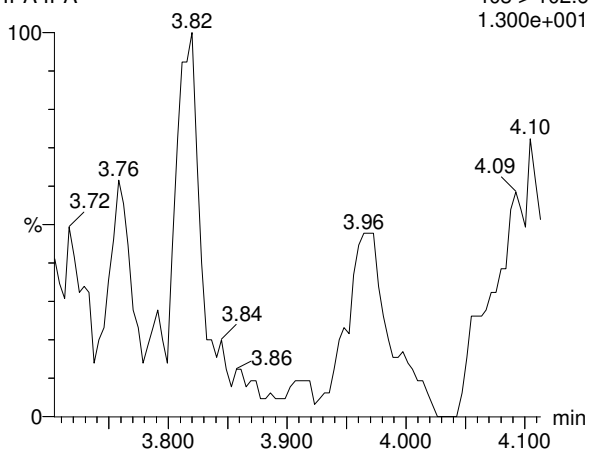

Vista Analytical Laboratory

Dataset: Untitled

Last Altered: Tuesday, February 27, 2018 11:58:34 Pacific Standard Time
Printed: Tuesday, February 27, 2018 11:58:37 Pacific Standard Time

Name: 180226G4_11, Date: 26-Feb-2018, Time: 18:40:11, ID: IPA, Description: IPA

Total PFOA

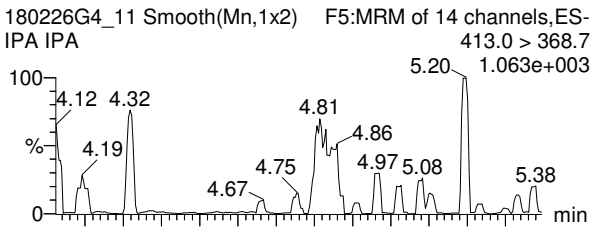

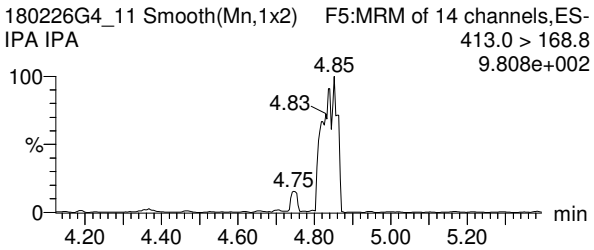

PFNA

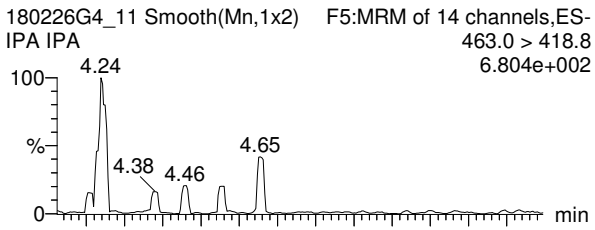

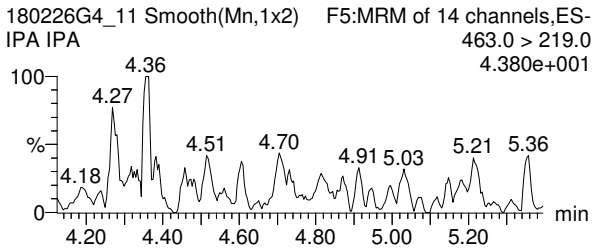

Total PFOS

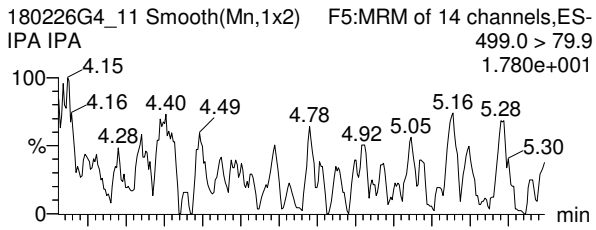

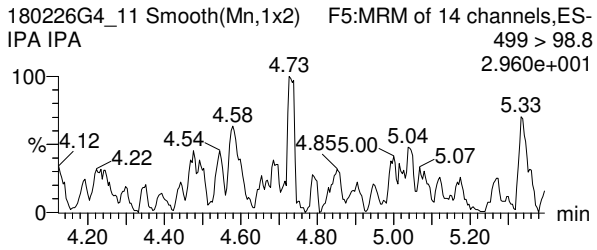

13C2-PFOA

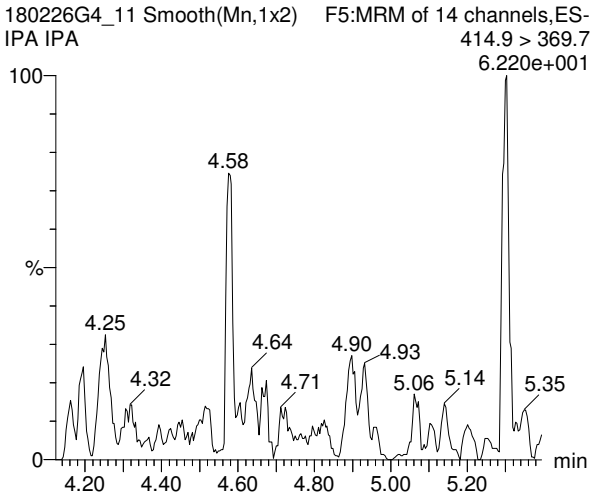

13C5-PFNA

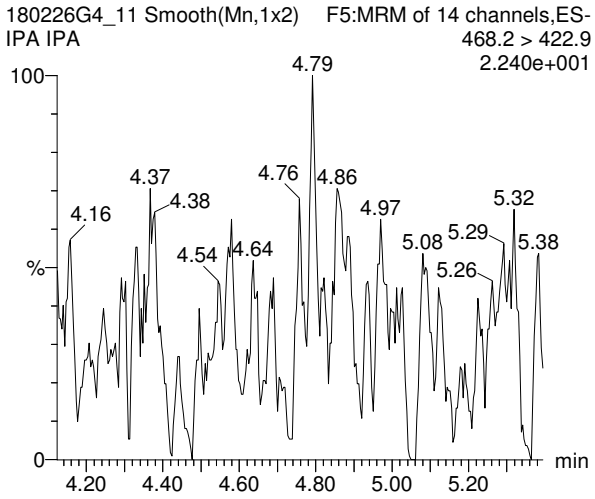

13C8-PFOS

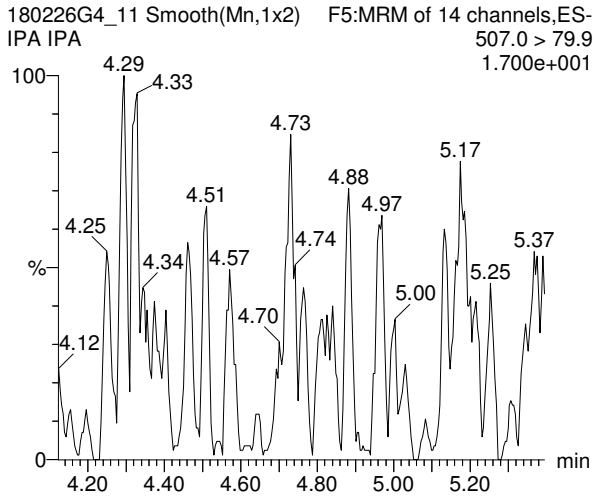

Vista Analytical Laboratory

Dataset: Untitled

Last Altered: Tuesday, February 27, 2018 11:58:34 Pacific Standard Time
Printed: Tuesday, February 27, 2018 11:58:37 Pacific Standard Time

Name: 180226G4_11, Date: 26-Feb-2018, Time: 18:40:11, ID: IPA, Description: IPA

TCDA

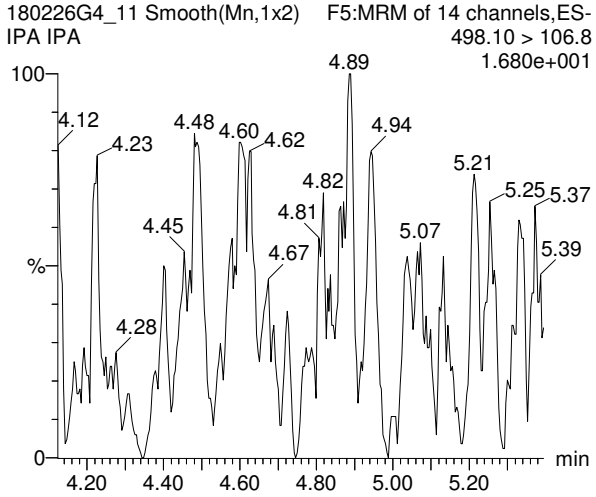

13C4-PFBA

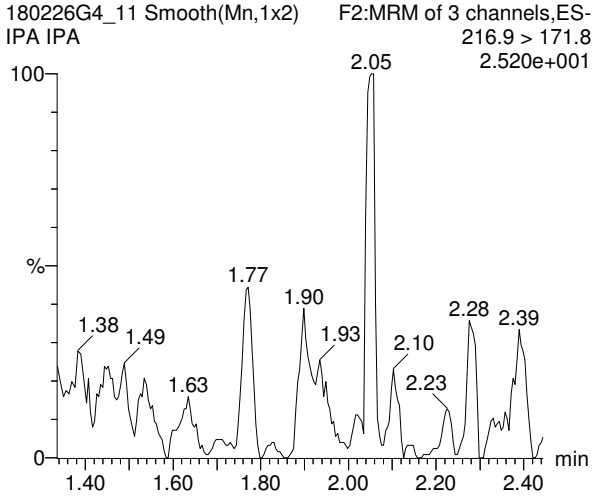

13C5-PFHxA

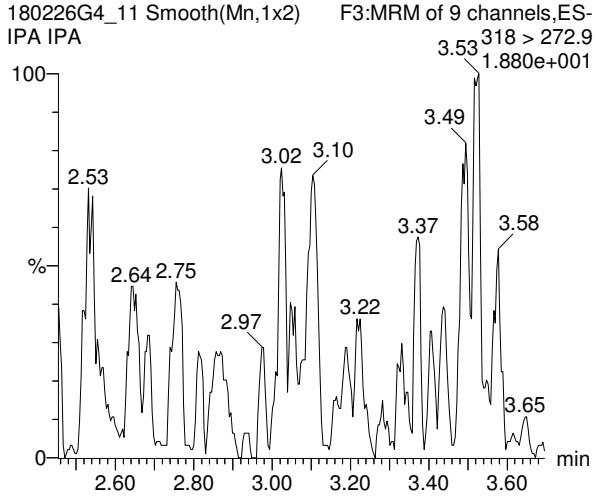

13C8-PFOS

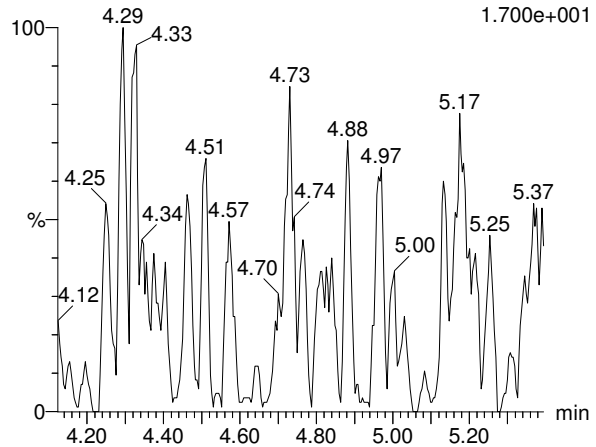

13C3-PFHxS

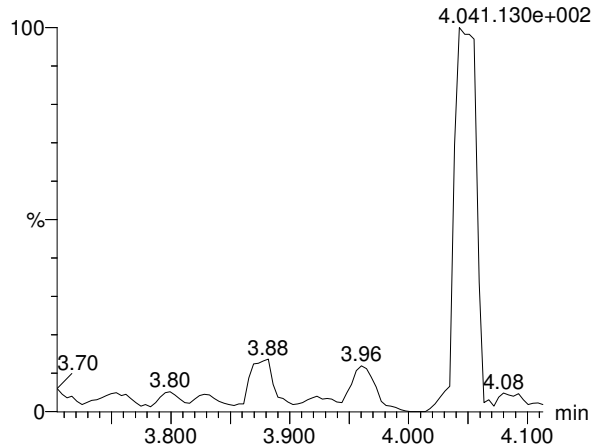

13C8-PFOA

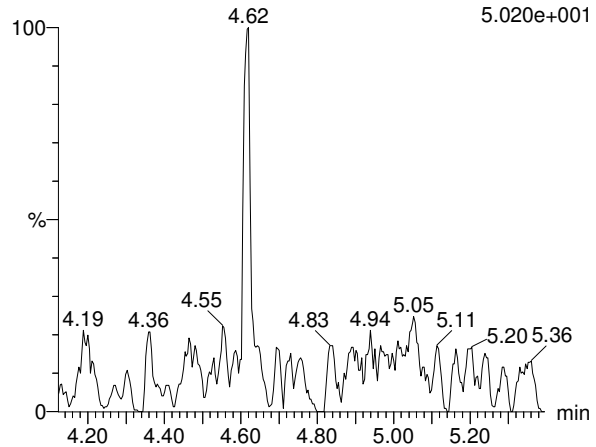

Vista Analytical Laboratory

Dataset: Untitled

Last Altered: Tuesday, February 27, 2018 11:58:34 Pacific Standard Time
Printed: Tuesday, February 27, 2018 11:58:37 Pacific Standard Time

Name: 180226G4_11, Date: 26-Feb-2018, Time: 18:40:11, ID: IPA, Description: IPA

13C9-PFNA

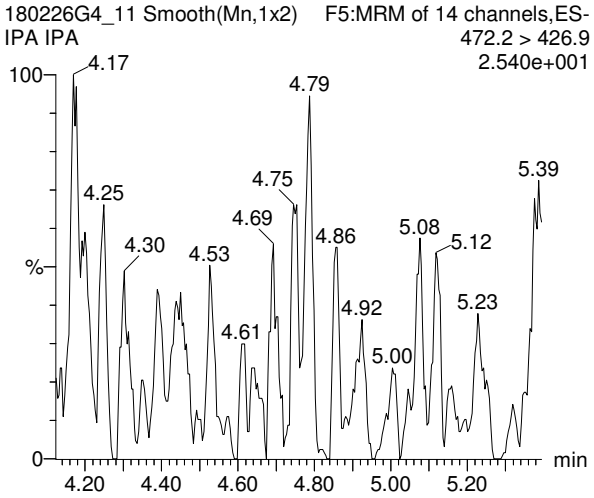

13C4-PFOS

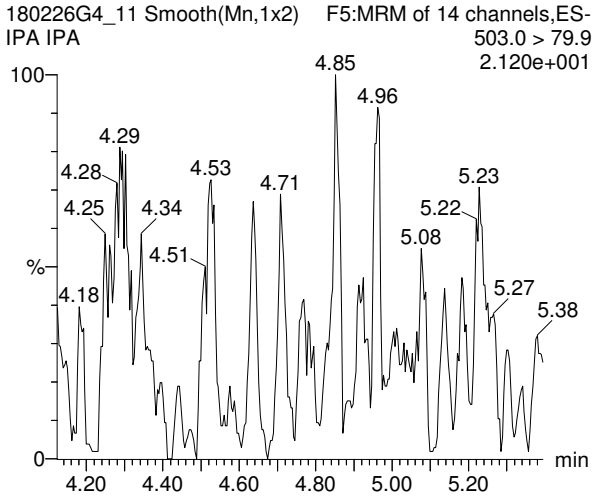

Vista Analytical Laboratory

Dataset: F:\Projects\PFAS.PRO\Results\180227M1\180027M1-CRV.qld

Last Altered: Wednesday, February 28, 2018 11:15:07 Pacific Standard Time
Printed: Wednesday, February 28, 2018 11:18:16 Pacific Standard Time

rjf 02/28/2018

Method: F:\Projects\PFAS.PRO\MethDB\PFAS_FULL_80C_022718.mdb 28 Feb 2018 09:22:07
Calibration: F:\Projects\PFAS.PRO\CurveDB\C18_VAL-PFAS_Q4_02-27-18-FULL.cdb 28 Feb 2018 11:15:07

Compound name: PFBA
Correlation coefficient: r = 0.999933, r^2 = 0.999866
Calibration curve: 1.15034 * x + -0.0290428
Response type: Internal Std (Ref 34), Area * (IS Conc. / IS Area)
Curve type: Linear, Origin: Include, Weighting: 1/x, Axis trans: None

DM 2/28/18

	#	Name	Type	Std. Conc	RT	Area	IS Area	Response	Conc.	%Dev	Conc. Flag	CoD	CoD Flag	x=excluded
1	1	180227M1_2	Standard	0.250	1.56	323.382	14228.288	0.284	0.3	8.9	NO	1.000	NO	bb
2	2	180227M1_3	Standard	0.500	1.55	664.431	14460.204	0.574	0.5	4.9	NO	1.000	NO	bb
3	3	180227M1_4	Standard	1.000	1.54	1213.039	15073.476	1.006	0.9	-10.0	NO	1.000	NO	bb
4	4	180227M1_5	Standard	2.000	1.54	2362.487	13613.571	2.169	1.9	-4.5	NO	1.000	NO	bb
5	5	180227M1_6	Standard	5.000	1.54	5867.275	14411.856	5.089	4.4	-11.0	NO	1.000	NO	bb
6	6	180227M1_7	Standard	10.000	1.54	12811.202	13910.517	11.512	10.0	0.3	NO	1.000	NO	MM
7	7	180227M1_8	Standard	50.000	1.54	67252.891	14653.654	57.369	49.9	-0.2	NO	1.000	NO	bb
8	8	180227M1_9	Standard	100.000	1.54	126695.117	13510.463	117.219	101.9	1.9	NO	1.000	NO	MM
9	9	180227M1_10	Standard	250.000	1.54	302006.844	13184.140	286.335	248.9	-0.4	NO	1.000	NO	MM
10	10	180227M1_11	Standard	500.000	1.54	574576.250	12490.216	575.026	499.9	-0.0	NO	1.000	NO	MM

Compound name: PFPeA
Correlation coefficient: r = 0.999876, r^2 = 0.999752
Calibration curve: 0.949924 * x + -0.0302954
Response type: Internal Std (Ref 35), Area * (IS Conc. / IS Area)
Curve type: Linear, Origin: Exclude, Weighting: 1/x, Axis trans: None

	#	Name	Type	Std. Conc	RT	Area	IS Area	Response	Conc.	%Dev	Conc. Flag	CoD	CoD Flag	x=excluded
1	1	180227M1_2	Standard	0.250	2.52	293.360	15638.393	0.234	0.3	11.5	NO	1.000	NO	bb
2	2	180227M1_3	Standard	0.500	2.51	543.229	16287.603	0.417	0.5	-5.8	NO	1.000	NO	bb
3	3	180227M1_4	Standard	1.000	2.51	1067.669	15202.143	0.878	1.0	-4.4	NO	1.000	NO	bb
4	4	180227M1_5	Standard	2.000	2.51	2312.066	14157.853	2.041	2.2	9.0	NO	1.000	NO	bb
5	5	180227M1_6	Standard	5.000	2.50	5293.302	15425.106	4.290	4.5	-9.0	NO	1.000	NO	MM
6	6	180227M1_7	Standard	10.000	2.50	10963.539	14331.738	9.562	10.1	1.0	NO	1.000	NO	MM
7	7	180227M1_8	Standard	50.000	2.51	55853.535	14991.688	46.570	49.1	-1.9	NO	1.000	NO	MM
8	8	180227M1_9	Standard	100.000	2.50	103180.383	13525.295	95.359	100.4	0.4	NO	1.000	NO	MM
9	9	180227M1_10	Standard	250.000	2.50	247507.109	13271.920	233.112	245.4	-1.8	NO	1.000	NO	MM

Vista Analytical Laboratory

Dataset: F:\Projects\PFAS.PRO\Results\180227M1\180027M1-CRV.qld

Last Altered: Wednesday, February 28, 2018 11:15:07 Pacific Standard Time
Printed: Wednesday, February 28, 2018 11:18:16 Pacific Standard Time

Compound name: PFPeA

	# Name	Type	Std. Conc	RT	Area	IS Area	Response	Conc.	%Dev	Conc. Flag	CoD	CoD Flag	x=excluded
10	10 180227M1_11	Standard	500.000	2.50	471807.813	12287.274	479.976	505.3	1.1	NO	1.000	NO	MM

Compound name: PFBS
Coefficient of Determination: R^2 = 0.999617
Calibration curve: -2.96879e-005 * x^2 + 1.76027 * x + 0.0179787
Response type: Internal Std (Ref 36), Area * (IS Conc. / IS Area)
Curve type: 2nd Order, Origin: Exclude, Weighting: 1/x, Axis trans: None

	# Name	Type	Std. Conc	RT	Area	IS Area	Response	Conc.	%Dev	Conc. Flag	CoD	CoD Flag	x=excluded
1	1 180227M1_2	Standard	0.250	2.79	82.705	2135.657	0.484	0.3	5.9	NO	1.000	NO	bb
2	2 180227M1_3	Standard	0.500	2.78	142.310	2196.421	0.810	0.4	-10.0	NO	1.000	NO	bb
3	3 180227M1_4	Standard	1.000	2.78	270.342	2128.295	1.588	0.9	-10.8	NO	1.000	NO	bb
4	4 180227M1_5	Standard	2.000	2.78	652.382	2226.008	3.663	2.1	3.6	NO	1.000	NO	bb
5	5 180227M1_6	Standard	5.000	2.78	1456.421	2142.416	8.498	4.8	-3.6	NO	1.000	NO	bb
6	6 180227M1_7	Standard	10.000	2.78	2982.154	1807.730	20.621	11.7	17.1	NO	1.000	NO	MM
7	7 180227M1_8	Standard	50.000	2.78	14368.281	2077.917	86.434	49.1	-1.7	NO	1.000	NO	MM
8	8 180227M1_9	Standard	100.000	2.78	27425.500	1947.916	175.993	100.1	0.1	NO	1.000	NO	bb
9	9 180227M1_10	Standard	250.000	2.78	63236.984	1814.711	435.586	248.5	-0.6	NO	1.000	NO	bb
10	10 180227M1_11	Standard	500.000	2.78	114050.922	1630.975	874.101	500.8	0.2	NO	1.000	NO	MM

Compound name: 4:2 FTS
Coefficient of Determination: R^2 = 0.998646
Calibration curve: -0.000324236 * x^2 + 1.32959 * x + -0.00403186
Response type: Internal Std (Ref 36), Area * (IS Conc. / IS Area)
Curve type: 2nd Order, Origin: Exclude, Weighting: 1/x, Axis trans: None

	# Name	Type	Std. Conc	RT	Area	IS Area	Response	Conc.	%Dev	Conc. Flag	CoD	CoD Flag	x=excluded
1	1 180227M1_2	Standard	0.250	3.18	53.409	2135.657	0.313	0.2	-4.7	NO	0.999	NO	MM
2	2 180227M1_3	Standard	0.500	3.17	105.473	2196.421	0.600	0.5	-9.1	NO	0.999	NO	bb
3	3 180227M1_4	Standard	1.000	3.17	215.234	2128.295	1.264	1.0	-4.6	NO	0.999	NO	bb
4	4 180227M1_5	Standard	2.000	3.17	422.807	2226.008	2.374	1.8	-10.5	NO	0.999	NO	bb
5	5 180227M1_6	Standard	5.000	3.17	1210.777	2142.416	7.064	5.3	6.5	NO	0.999	NO	bb
6	6 180227M1_7	Standard	10.000	3.17	2286.812	1807.730	15.813	11.9	19.3	NO	0.999	NO	bb
7	7 180227M1_8	Standard	50.000	3.17	11545.091	2077.917	69.451	52.9	5.8	NO	0.999	NO	bb

Dataset: F:\Projects\PFAS.PRO\Results\180227M1\180027M1-CRV.qld

Last Altered: Wednesday, February 28, 2018 11:15:07 Pacific Standard Time
Printed: Wednesday, February 28, 2018 11:18:16 Pacific Standard Time

Compound name: 4:2 FTS

	#	Name	Type	Std. Conc	RT	Area	IS Area	Response	Conc.	%Dev	Conc. Flag	CoD	CoD Flag	x=excluded
8	8	180227M1_9	Standard	100.000	3.17	20354.785	1947.916	130.619	100.7	0.7	NO	0.999	NO	MM
9	9	180227M1_10	Standard	250.000	3.17	43384.777	1814.711	298.841	238.7	-4.5	NO	0.999	NO	MM
10	10	180227M1_11	Standard	500.000	3.17	76950.844	1630.975	589.761	506.0	1.2	NO	0.999	NO	MM

Compound name: PFHxA
Coefficient of Determination: R^2 = 0.998604
Calibration curve: -0.000561868 * x^2 + 1.54876 * x + 0.0349887
Response type: Internal Std (Ref 37), Area * (IS Conc. / IS Area)
Curve type: 2nd Order, Origin: Include, Weighting: 1/x, Axis trans: None

	#	Name	Type	Std. Conc	RT	Area	IS Area	Response	Conc.	%Dev	Conc. Flag	CoD	CoD Flag	x=excluded
1	1	180227M1_2	Standard	0.250	3.27	464.016	4853.958	0.478	0.3	14.4	NO	0.999	NO	bb
2	2	180227M1_3	Standard	0.500	3.27	714.180	4650.471	0.768	0.5	-5.3	NO	0.999	NO	bb
3	3	180227M1_4	Standard	1.000	3.27	1523.656	4454.000	1.710	1.1	8.2	NO	0.999	NO	bb
4	4	180227M1_5	Standard	2.000	3.26	2830.845	4381.511	3.230	2.1	3.2	NO	0.999	NO	bb
5	5	180227M1_6	Standard	5.000	3.26	7497.059	4921.658	7.616	4.9	-1.9	NO	0.999	NO	MM
6	6	180227M1_7	Standard	10.000	3.27	13415.256	4434.758	15.125	9.8	-2.2	NO	0.999	NO	MM
7	7	180227M1_8	Standard	50.000	3.26	64692.238	4781.364	67.650	44.4	-11.3	NO	0.999	NO	MM
8	8	180227M1_9	Standard	100.000	3.26	134278.672	4462.540	150.451	100.8	0.8	NO	0.999	NO	MM
9	9	180227M1_10	Standard	250.000	3.27	308816.813	4220.131	365.885	260.9	4.4	NO	0.999	NO	MM
10	10	180227M1_11	Standard	500.000	3.26	505836.906	4029.446	627.675	493.7	-1.3	NO	0.999	NO	MM

Compound name: PFPeS
Correlation coefficient: r = 0.999698, r^2 = 0.999397
Calibration curve: 1.75591 * x + 0.0468912
Response type: Internal Std (Ref 36), Area * (IS Conc. / IS Area)
Curve type: Linear, Origin: Exclude, Weighting: 1/x, Axis trans: None

	#	Name	Type	Std. Conc	RT	Area	IS Area	Response	Conc.	%Dev	Conc. Flag	CoD	CoD Flag	x=excluded
1	1	180227M1_2	Standard	0.250	3.47	81.291	2135.657	0.476	0.2	-2.3	NO	0.999	NO	bb
2	2	180227M1_3	Standard	0.500	3.46	141.352	2196.421	0.804	0.4	-13.7	NO	0.999	NO	bb
3	3	180227M1_4	Standard	1.000	3.46	343.572	2128.295	2.018	1.1	12.2	NO	0.999	NO	bb
4	4	180227M1_5	Standard	2.000	3.46	557.881	2226.008	3.133	1.8	-12.1	NO	0.999	NO	bb
5	5	180227M1_6	Standard	5.000	3.46	1456.270	2142.416	8.497	4.8	-3.8	NO	0.999	NO	bb

Vista Analytical Laboratory

Dataset: F:\Projects\PFAS.PRO\Results\180227M1\180027M1-CRV.qld

Last Altered: Wednesday, February 28, 2018 11:15:07 Pacific Standard Time
Printed: Wednesday, February 28, 2018 11:18:16 Pacific Standard Time

Compound name: PFPeS

	#	Name	Type	Std. Conc	RT	Area	IS Area	Response	Conc.	%Dev	Conc. Flag	CoD	CoD Flag	x=excluded
6	6	180227M1_7	Standard	10.000	3.46	2967.452	1807.730	20.519	11.7	16.6	NO	0.999	NO	bb
7	7	180227M1_8	Standard	50.000	3.46	15376.075	2077.917	92.497	52.7	5.3	NO	0.999	NO	MM
8	8	180227M1_9	Standard	100.000	3.46	27138.234	1947.916	174.149	99.2	-0.8	NO	0.999	NO	bb
9	9	180227M1_10	Standard	250.000	3.46	62736.926	1814.711	432.141	246.1	-1.6	NO	0.999	NO	MM
10	10	180227M1_11	Standard	500.000	3.46	114752.266	1630.975	879.476	500.8	0.2	NO	0.999	NO	MM

Compound name: PFHpA
Correlation coefficient: r = 0.999340, r^2 = 0.998680
Calibration curve: 1.23026 * x + 0.0914993
Response type: Internal Std (Ref 38), Area * (IS Conc. / IS Area)
Curve type: Linear, Origin: Exclude, Weighting: 1/x, Axis trans: None

	#	Name	Type	Std. Conc	RT	Area	IS Area	Response	Conc.	%Dev	Conc. Flag	CoD	CoD Flag	x=excluded
1	1	180227M1_2	Standard	0.250	3.89	332.496	13268.336	0.313	0.2	-27.9	NO	0.999	NO	bb
2	2	180227M1_3	Standard	0.500	3.88	686.636	12852.769	0.668	0.5	-6.3	NO	0.999	NO	bb
3	3	180227M1_4	Standard	1.000	3.88	1489.991	13455.287	1.384	1.1	5.1	NO	0.999	NO	bb
4	4	180227M1_5	Standard	2.000	3.88	2582.811	11251.971	2.869	2.3	12.9	NO	0.999	NO	bb
5	5	180227M1_6	Standard	5.000	3.88	6115.200	12413.407	6.158	4.9	-1.4	NO	0.999	NO	MM
6	6	180227M1_7	Standard	10.000	3.88	12998.239	11602.052	14.004	11.3	13.1	NO	0.999	NO	MM
7	7	180227M1_8	Standard	50.000	3.88	61083.574	12699.598	60.124	48.8	-2.4	NO	0.999	NO	MM
8	8	180227M1_9	Standard	100.000	3.88	113487.617	10683.677	132.782	107.9	7.9	NO	0.999	NO	MM
9	9	180227M1_10	Standard	250.000	3.88	263949.719	10574.237	312.020	253.5	1.4	NO	0.999	NO	MM
10	10	180227M1_11	Standard	500.000	3.88	484554.031	10079.918	600.890	488.4	-2.3	NO	0.999	NO	MM

Vista Analytical Laboratory

Dataset: F:\Projects\PFAS.PRO\Results\180227M1\180027M1-CRV.qld

Last Altered: Wednesday, February 28, 2018 11:15:07 Pacific Standard Time
Printed: Wednesday, February 28, 2018 11:18:16 Pacific Standard Time

Compound name: L-PFHxS
Coefficient of Determination: R^2 = 0.998427
Calibration curve: -0.000200899 * x^2 + 1.78407 * x + 0.104731
Response type: Internal Std (Ref 39), Area * (IS Conc. / IS Area)
Curve type: 2nd Order, Origin: Exclude, Weighting: 1/x, Axis trans: None

	#	Name	Type	Std. Conc	RT	Area	IS Area	Response	Conc.	%Dev	Conc. Flag	CoD	CoD Flag	x=excluded
1	1	180227M1_2	Standard	0.250	4.05	73.040	1648.080	0.554	0.3	0.7	NO	0.998	NO	MM
2	2	180227M1_3	Standard	0.500	4.03	96.776	1577.173	0.767	0.4	-25.8	NO	0.998	NO	MM
3	3	180227M1_4	Standard	1.000	4.03	280.373	1772.316	1.977	1.0	5.0	NO	0.998	NO	MM
4	4	180227M1_5	Standard	2.000	4.03	483.453	1613.799	3.745	2.0	2.0	NO	0.998	NO	MM
5	5	180227M1_6	Standard	5.000	4.03	1197.282	1512.671	9.894	5.5	9.8	NO	0.998	NO	MM
6	6	180227M1_7	Standard	10.000	4.03	2473.962	1543.351	20.037	11.2	11.9	NO	0.998	NO	MM
7	7	180227M1_8	Standard	50.000	4.03	11592.014	1598.287	90.660	51.1	2.1	NO	0.998	NO	MM
8	8	180227M1_9	Standard	100.000	4.03	22087.117	1714.000	161.079	91.2	-8.8	NO	0.998	NO	MM
9	9	180227M1_10	Standard	250.000	4.03	54669.770	1521.420	449.167	259.3	3.7	NO	0.998	NO	MM
10	10	180227M1_11	Standard	500.000	4.03	95983.906	1433.519	836.961	496.9	-0.6	NO	0.998	NO	MM

Compound name: 6:2 FTS
Coefficient of Determination: R^2 = 0.999626
Calibration curve: -8.36865e-005 * x^2 + 0.198807 * x + 0.00833715
Response type: Internal Std (Ref 40), Area * (IS Conc. / IS Area)
Curve type: 2nd Order, Origin: Include, Weighting: 1/x, Axis trans: None

	#	Name	Type	Std. Conc	RT	Area	IS Area	Response	Conc.	%Dev	Conc. Flag	CoD	CoD Flag	x=excluded
1	1	180227M1_2	Standard	0.250	4.36	90.741	17420.764	0.065	0.3	14.2	NO	1.000	NO	bb
2	2	180227M1_3	Standard	0.500	4.35	145.124	18120.027	0.100	0.5	-7.7	NO	1.000	NO	bb
3	3	180227M1_4	Standard	1.000	4.35	318.966	19430.578	0.205	1.0	-0.9	NO	1.000	NO	bb
4	4	180227M1_5	Standard	2.000	4.35	643.899	19499.719	0.413	2.0	1.8	NO	1.000	NO	bb
5	5	180227M1_6	Standard	5.000	4.35	1673.678	17881.482	1.170	5.9	17.2	NO	1.000	NO	bb
6	6	180227M1_7	Standard	10.000	4.35	2691.706	18512.490	1.817	9.1	-8.6	NO	1.000	NO	bb
7	7	180227M1_8	Standard	50.000	4.35	13408.705	17018.424	9.849	50.6	1.1	NO	1.000	NO	MM
8	8	180227M1_9	Standard	100.000	4.35	27132.238	17777.477	19.078	100.1	0.1	NO	1.000	NO	bb
9	9	180227M1_10	Standard	250.000	4.35	64166.199	18133.762	44.231	248.4	-0.6	NO	1.000	NO	MM
10	10	180227M1_11	Standard	500.000	4.35	101395.734	16125.236	78.600	501.0	0.2	NO	1.000	NO	MM

Vista Analytical Laboratory

Dataset: F:\Projects\PFAS.PRO\Results\180227M1\180027M1-CRV.qld

Last Altered: Wednesday, February 28, 2018 11:15:07 Pacific Standard Time
Printed: Wednesday, February 28, 2018 11:18:16 Pacific Standard Time

Compound name: L-PFOA
Correlation coefficient: r = 0.999744, r^2 = 0.999488
Calibration curve: 0.932678 * x + 0.14283
Response type: Internal Std (Ref 40), Area * (IS Conc. / IS Area)
Curve type: Linear, Origin: Exclude, Weighting: 1/x, Axis trans: None

	#	Name	Type	Std. Conc	RT	Area	IS Area	Response	Conc.	%Dev	Conc. Flag	CoD	CoD Flag	x=excluded
1	1	180227M1_2	Standard	0.250	4.42	479.470	17420.764	0.344	0.2	-13.7	NO	0.999	NO	bb
2	2	180227M1_3	Standard	0.500	4.41	825.055	18120.027	0.569	0.5	-8.6	NO	0.999	NO	bb
3	3	180227M1_4	Standard	1.000	4.41	1849.560	19430.578	1.190	1.1	12.3	NO	0.999	NO	bb
4	4	180227M1_5	Standard	2.000	4.40	3032.607	19499.719	1.944	1.9	-3.4	NO	0.999	NO	MM
5	5	180227M1_6	Standard	5.000	4.40	6895.058	17881.482	4.820	5.0	0.3	NO	0.999	NO	MM
6	6	180227M1_7	Standard	10.000	4.41	14883.201	18512.490	10.049	10.6	6.2	NO	0.999	NO	MM
7	7	180227M1_8	Standard	50.000	4.40	67243.016	17018.424	49.390	52.8	5.6	NO	0.999	NO	MM
8	8	180227M1_9	Standard	100.000	4.40	134938.500	17777.477	94.880	101.6	1.6	NO	0.999	NO	MM
9	9	180227M1_10	Standard	250.000	4.41	343717.813	18133.762	236.932	253.9	1.6	NO	0.999	NO	MM
10	10	180227M1_11	Standard	500.000	4.40	591096.813	16125.236	458.208	491.1	-1.8	NO	0.999	NO	MM

Compound name: PFHpS
Coefficient of Determination: R^2 = 0.998935
Calibration curve: -3.2816e-005 * x^2 + 0.203525 * x + 0.00908334
Response type: Internal Std (Ref 40), Area * (IS Conc. / IS Area)
Curve type: 2nd Order, Origin: Exclude, Weighting: 1/x, Axis trans: None

	#	Name	Type	Std. Conc	RT	Area	IS Area	Response	Conc.	%Dev	Conc. Flag	CoD	CoD Flag	x=excluded
1	1	180227M1_2	Standard	0.250	4.52	83.748	17420.764	0.060	0.3	0.3	NO	0.999	NO	bb
2	2	180227M1_3	Standard	0.500	4.51	132.168	18120.027	0.091	0.4	-19.3	NO	0.999	NO	bb
3	3	180227M1_4	Standard	1.000	4.51	308.228	19430.578	0.198	0.9	-7.0	NO	0.999	NO	bb
4	4	180227M1_5	Standard	2.000	4.51	730.313	19499.719	0.468	2.3	12.8	NO	0.999	NO	bb
5	5	180227M1_6	Standard	5.000	4.51	1443.070	17881.482	1.009	4.9	-1.7	NO	0.999	NO	bb
6	6	180227M1_7	Standard	10.000	4.51	3361.309	18512.490	2.270	11.1	11.3	NO	0.999	NO	bb
7	7	180227M1_8	Standard	50.000	4.51	15023.115	17018.424	11.034	54.7	9.3	NO	0.999	NO	bb
8	8	180227M1_9	Standard	100.000	4.51	27168.592	17777.477	19.103	95.3	-4.7	NO	0.999	NO	MM
9	9	180227M1_10	Standard	250.000	4.51	69925.430	18133.762	48.201	246.6	-1.4	NO	0.999	NO	MM
10	10	180227M1_11	Standard	500.000	4.51	121229.641	16125.236	93.975	502.4	0.5	NO	0.999	NO	MM

Vista Analytical Laboratory

Dataset: F:\Projects\PFAS.PRO\Results\180227M1\180027M1-CRV.qld

Last Altered: Wednesday, February 28, 2018 11:15:07 Pacific Standard Time
Printed: Wednesday, February 28, 2018 11:18:16 Pacific Standard Time

Compound name: PFNA
Coefficient of Determination: R^2 = 0.997496
Calibration curve: -0.000605072 * x^2 + 1.23754 * x + 0.0677452
Response type: Internal Std (Ref 41), Area * (IS Conc. / IS Area)
Curve type: 2nd Order, Origin: Exclude, Weighting: 1/x, Axis trans: None

	#	Name	Type	Std. Conc	RT	Area	IS Area	Response	Conc.	%Dev	Conc. Flag	CoD	CoD Flag	x=excluded
1	1	180227M1_2	Standard	0.250	4.85	371.724	13868.765	0.335	0.2	-13.6	NO	0.997	NO	MM
2	2	180227M1_3	Standard	0.500	4.84	826.022	15664.475	0.659	0.5	-4.4	NO	0.997	NO	bb
3	3	180227M1_4	Standard	1.000	4.84	1734.936	15806.176	1.372	1.1	5.4	NO	0.997	NO	bb
4	4	180227M1_5	Standard	2.000	4.84	3239.391	13250.253	3.056	2.4	20.9	NO	0.997	NO	MM
5	5	180227M1_6	Standard	5.000	4.84	6427.485	12518.346	6.418	5.1	2.9	NO	0.997	NO	MM
6	6	180227M1_7	Standard	10.000	4.84	14267.316	15692.719	11.365	9.2	-8.3	NO	0.997	NO	MM
7	7	180227M1_8	Standard	50.000	4.84	68370.844	15434.172	55.373	45.7	-8.6	NO	0.997	NO	MM
8	8	180227M1_9	Standard	100.000	4.84	130832.328	13082.544	125.007	106.5	6.5	NO	0.997	NO	MM
9	9	180227M1_10	Standard	250.000	4.84	303685.250	14070.608	269.787	248.0	-0.8	NO	0.997	NO	MM
10	10	180227M1_11	Standard	500.000	4.84	565408.375	12000.793	588.928	753.2	50.6	YES	0.997	NO	MMX

Compound name: PFOSA
Correlation coefficient: r = 0.999375, r^2 = 0.998750
Calibration curve: 0.959008 * x + 0.112581
Response type: Internal Std (Ref 42), Area * (IS Conc. / IS Area)
Curve type: Linear, Origin: Exclude, Weighting: 1/x, Axis trans: None

	#	Name	Type	Std. Conc	RT	Area	IS Area	Response	Conc.	%Dev	Conc. Flag	CoD	CoD Flag	x=excluded
1	1	180227M1_2	Standard	0.250	4.92	116.109	5079.123	0.286	0.2	-27.8	NO	0.999	NO	bb
2	2	180227M1_3	Standard	0.500	4.91	238.198	4685.668	0.635	0.5	9.0	NO	0.999	NO	bb
3	3	180227M1_4	Standard	1.000	4.91	454.793	4803.483	1.183	1.1	11.7	NO	0.999	NO	bb
4	4	180227M1_5	Standard	2.000	4.90	990.186	5478.656	2.259	2.2	11.9	NO	0.999	NO	bb
5	5	180227M1_6	Standard	5.000	4.91	1809.491	5086.880	4.446	4.5	-9.6	NO	0.999	NO	bb
6	6	180227M1_7	Standard	10.000	4.91	3740.782	4554.213	10.267	10.6	5.9	NO	0.999	NO	bd
7	7	180227M1_8	Standard	50.000	4.91	17120.486	4572.856	46.799	48.7	-2.6	NO	0.999	NO	bb
8	8	180227M1_9	Standard	100.000	4.90	37063.418	4905.574	94.442	98.4	-1.6	NO	0.999	NO	MM
9	9	180227M1_10	Standard	250.000	4.91	80279.391	3973.786	252.528	263.2	5.3	NO	0.999	NO	bb
10	10	180227M1_11	Standard	500.000	4.90	133105.297	3544.807	469.367	489.3	-2.1	NO	0.999	NO	MM

Dataset: F:\Projects\PFAS.PRO\Results\180227M1\180027M1-CRV.qld

Last Altered: Wednesday, February 28, 2018 11:15:07 Pacific Standard Time
Printed: Wednesday, February 28, 2018 11:18:16 Pacific Standard Time

Compound name: L-PFOS
Coefficient of Determination: R^2 = 0.999008
Calibration curve: 0.00026453 * x^2 + 0.959054 * x + -0.0133677
Response type: Internal Std (Ref 43), Area * (IS Conc. / IS Area)
Curve type: 2nd Order, Origin: Exclude, Weighting: 1/x, Axis trans: None

	#	Name	Type	Std. Conc	RT	Area	IS Area	Response	Conc.	%Dev	Conc. Flag	CoD	CoD Flag	x=excluded
1	1	180227M1_2	Standard	0.250	4.93	90.203	4269.210	0.264	0.3	15.7	NO	0.999	NO	MM
2	2	180227M1_3	Standard	0.500	4.92	140.741	4773.244	0.369	0.4	-20.4	NO	0.999	NO	MM
3	3	180227M1_4	Standard	1.000	4.92	315.089	4724.643	0.834	0.9	-11.7	NO	0.999	NO	MM
4	4	180227M1_5	Standard	2.000	4.92	643.263	3786.971	2.123	2.2	11.3	NO	0.999	NO	MM
5	5	180227M1_6	Standard	5.000	4.92	1553.901	3977.194	4.884	5.1	2.0	NO	0.999	NO	MM
6	6	180227M1_7	Standard	10.000	4.92	3310.789	3986.890	10.380	10.8	8.1	NO	0.999	NO	MM
7	7	180227M1_8	Standard	50.000	4.92	16064.960	4202.969	47.779	49.2	-1.7	NO	0.999	NO	MM
8	8	180227M1_9	Standard	100.000	4.92	28783.514	3910.426	92.009	93.5	-6.5	NO	0.999	NO	MM
9	9	180227M1_10	Standard	250.000	4.92	68951.680	3235.245	266.408	259.3	3.7	NO	0.999	NO	MM
10	10	180227M1_11	Standard	500.000	4.92	140165.359	3232.869	541.954	497.0	-0.6	NO	0.999	NO	MM

Compound name: PFDA
Coefficient of Determination: R^2 = 0.999739
Calibration curve: 1.48712e-005 * x^2 + 1.48665 * x + 0.0542737
Response type: Internal Std (Ref 44), Area * (IS Conc. / IS Area)
Curve type: 2nd Order, Origin: Exclude, Weighting: 1/x, Axis trans: None

	#	Name	Type	Std. Conc	RT	Area	IS Area	Response	Conc.	%Dev	Conc. Flag	CoD	CoD Flag	x=excluded
1	1	180227M1_2	Standard	0.250	5.22	415.227	12588.888	0.412	0.2	-3.7	NO	1.000	NO	bb
2	2	180227M1_3	Standard	0.500	5.22	808.763	14687.019	0.688	0.4	-14.7	NO	1.000	NO	MM
3	3	180227M1_4	Standard	1.000	5.21	1733.311	13649.661	1.587	1.0	3.1	NO	1.000	NO	bb
4	4	180227M1_5	Standard	2.000	5.21	3399.928	13724.007	3.097	2.0	2.3	NO	1.000	NO	bb
5	5	180227M1_6	Standard	5.000	5.21	8223.735	13239.022	7.765	5.2	3.7	NO	1.000	NO	MM
6	6	180227M1_7	Standard	10.000	5.21	16420.098	12490.549	16.433	11.0	10.2	NO	1.000	NO	bb
7	7	180227M1_8	Standard	50.000	5.21	84784.875	13999.570	75.703	50.9	1.7	NO	1.000	NO	MM
8	8	180227M1_9	Standard	100.000	5.21	147650.000	12792.729	144.271	96.9	-3.1	NO	1.000	NO	MM
9	9	180227M1_10	Standard	250.000	5.21	302376.156	10100.607	374.205	251.0	0.4	NO	1.000	NO	MM
10	10	180227M1_11	Standard	500.000	5.21	609799.688	10203.114	747.075	500.0	-0.0	NO	1.000	NO	MM

Dataset: F:\Projects\PFAS.PRO\Results\180227M1\180027M1-CRV.qld

Last Altered: Wednesday, February 28, 2018 11:15:07 Pacific Standard Time
Printed: Wednesday, February 28, 2018 11:18:16 Pacific Standard Time

Compound name: 8:2 FTS
Coefficient of Determination: R^2 = 0.993830
Calibration curve: -4.65117e-005 * x^2 + 0.226122 * x + 0.0184554
Response type: Internal Std (Ref 40), Area * (IS Conc. / IS Area)
Curve type: 2nd Order, Origin: Include, Weighting: 1/x, Axis trans: None

	#	Name	Type	Std. Conc	RT	Area	IS Area	Response	Conc.	%Dev	Conc. Flag	CoD	CoD Flag	x=excluded
1	1	180227M1_2	Standard	0.250	5.20	85.187	17420.764	0.061	0.2	-24.5	NO	0.994	NO	bb
2	2	180227M1_3	Standard	0.500	5.19	228.168	18120.027	0.157	0.6	22.9	NO	0.994	NO	bb
3	3	180227M1_4	Standard	1.000	5.19	444.330	19430.578	0.286	1.2	18.3	NO	0.994	NO	bb
4	4	180227M1_5	Standard	2.000	5.18	651.367	19499.719	0.418	1.8	-11.7	NO	0.994	NO	bb
5	5	180227M1_6	Standard	5.000	5.18	1725.995	17881.482	1.207	5.3	5.2	NO	0.994	NO	bb
6	6	180227M1_7	Standard	10.000	5.18	3601.837	18512.490	2.432	10.7	7.0	NO	0.994	NO	bb
7	7	180227M1_8	Standard	50.000	5.18	19000.906	17018.424	13.956	62.4	24.9	NO	0.994	NO	bb
8	8	180227M1_9	Standard	100.000	5.18	30610.303	17777.477	21.523	97.0	-3.0	NO	0.994	NO	MM
9	9	180227M1_10	Standard	250.000	5.18	71517.945	18133.762	49.299	228.7	-8.5	NO	0.994	NO	MM
10	10	180227M1_11	Standard	500.000	5.18	133482.641	16125.236	103.473	511.3	2.3	NO	0.994	NO	MM

Compound name: PFNS
Coefficient of Determination: R^2 = 0.999465
Calibration curve: 5.21027e-006 * x^2 + 0.831381 * x + 0.0528802
Response type: Internal Std (Ref 43), Area * (IS Conc. / IS Area)
Curve type: 2nd Order, Origin: Exclude, Weighting: 1/x, Axis trans: None

	#	Name	Type	Std. Conc	RT	Area	IS Area	Response	Conc.	%Dev	Conc. Flag	CoD	CoD Flag	x=excluded
1	1	180227M1_2	Standard	0.250	5.28	79.368	4269.210	0.232	0.2	-13.6	NO	0.999	NO	MM
2	2	180227M1_3	Standard	0.500	5.28	156.905	4773.244	0.411	0.4	-13.9	NO	0.999	NO	MM
3	3	180227M1_4	Standard	1.000	5.28	295.622	4724.643	0.782	0.9	-12.3	NO	0.999	NO	MM
4	4	180227M1_5	Standard	2.000	5.27	591.472	3786.971	1.952	2.3	14.2	NO	0.999	NO	MM
5	5	180227M1_6	Standard	5.000	5.27	1648.550	3977.194	5.181	6.2	23.4	NO	0.999	NO	MM
6	6	180227M1_7	Standard	10.000	5.27	2844.108	3986.890	8.917	10.7	6.6	NO	0.999	NO	MM
7	7	180227M1_8	Standard	50.000	5.27	13497.264	4202.969	40.142	48.2	-3.6	NO	0.999	NO	MM
8	8	180227M1_9	Standard	100.000	5.27	25656.510	3910.426	82.013	98.5	-1.5	NO	0.999	NO	MM
9	9	180227M1_10	Standard	250.000	5.28	54295.746	3235.245	209.782	251.9	0.7	NO	0.999	NO	MM
10	10	180227M1_11	Standard	500.000	5.27	107755.555	3232.869	416.641	499.5	-0.1	NO	0.999	NO	MM

Dataset: F:\Projects\PFAS.PRO\Results\180227M1\180027M1-CRV.qld

Last Altered: Wednesday, February 28, 2018 11:15:07 Pacific Standard Time
Printed: Wednesday, February 28, 2018 11:18:16 Pacific Standard Time

Compound name: N-MeFOSAA
Coefficient of Determination: R^2 = 0.997386
Calibration curve: -0.000318065 * x^2 + 1.42542 * x + 0.0292303
Response type: Internal Std (Ref 45), Area * (IS Conc. / IS Area)
Curve type: 2nd Order, Origin: Include, Weighting: 1/x, Axis trans: None

	#	Name	Type	Std. Conc	RT	Area	IS Area	Response	Conc.	%Dev	Conc. Flag	CoD	CoD Flag	x=excluded
1	1	180227M1_2	Standard	0.250	5.38	167.026	5616.638	0.372	0.2	-3.9	NO	0.997	NO	bb
2	2	180227M1_3	Standard	0.500	5.37	261.228	5354.282	0.610	0.4	-18.5	NO	0.997	NO	bb
3	3	180227M1_4	Standard	1.000	5.37	529.383	5604.221	1.181	0.8	-19.2	NO	0.997	NO	bb
4	4	180227M1_5	Standard	2.000	5.36	1406.542	5028.410	3.496	2.4	21.7	NO	0.997	NO	bb
5	5	180227M1_6	Standard	5.000	5.36	3452.992	5549.750	7.777	5.4	8.8	NO	0.997	NO	bb
6	6	180227M1_7	Standard	10.000	5.36	7242.125	5046.857	17.937	12.6	26.0	NO	0.997	NO	bb
7	7	180227M1_8	Standard	50.000	5.36	33640.035	5986.112	70.246	49.8	-0.4	NO	0.997	NO	MM
8	8	180227M1_9	Standard	100.000	5.36	62645.555	6199.992	126.302	90.4	-9.6	NO	0.997	NO	MM
9	9	180227M1_10	Standard	250.000	5.37	134690.203	4823.407	349.054	259.9	4.0	NO	0.997	NO	MM
10	10	180227M1_11	Standard	500.000	5.36	250545.813	4974.992	629.513	496.7	-0.7	NO	0.997	NO	MM

Compound name: N-EtFOSAA
Coefficient of Determination: R^2 = 0.999451
Calibration curve: -0.000130894 * x^2 + 1.03929 * x + 0.00668807
Response type: Internal Std (Ref 46), Area * (IS Conc. / IS Area)
Curve type: 2nd Order, Origin: Include, Weighting: 1/x, Axis trans: None

	#	Name	Type	Std. Conc	RT	Area	IS Area	Response	Conc.	%Dev	Conc. Flag	CoD	CoD Flag	x=excluded
1	1	180227M1_2	Standard	0.250	5.53	173.461	6481.687	0.335	0.3	26.2	NO	0.999	NO	bb
2	2	180227M1_3	Standard	0.500	5.52	296.513	7017.148	0.528	0.5	0.4	NO	0.999	NO	bb
3	3	180227M1_4	Standard	1.000	5.53	489.252	6851.811	0.893	0.9	-14.8	NO	0.999	NO	bb
4	4	180227M1_5	Standard	2.000	5.52	1182.094	7175.643	2.059	2.0	-1.2	NO	0.999	NO	bb
5	5	180227M1_6	Standard	5.000	5.52	2708.118	7500.553	4.513	4.3	-13.2	NO	0.999	NO	bb
6	6	180227M1_7	Standard	10.000	5.52	6103.996	6750.415	11.303	10.9	8.8	NO	0.999	NO	bd
7	7	180227M1_8	Standard	50.000	5.52	28504.742	7170.505	49.691	48.1	-3.8	NO	0.999	NO	bd
8	8	180227M1_9	Standard	100.000	5.52	53025.586	6572.744	100.844	98.2	-1.8	NO	0.999	NO	bd
9	9	180227M1_10	Standard	250.000	5.52	113288.648	5493.099	257.798	256.3	2.5	NO	0.999	NO	bd
10	10	180227M1_11	Standard	500.000	5.52	195377.641	5041.793	484.395	497.2	-0.6	NO	0.999	NO	bd

Dataset: F:\Projects\PFAS.PRO\Results\180227M1\180027M1-CRV.qld

Last Altered: Wednesday, February 28, 2018 11:15:07 Pacific Standard Time
Printed: Wednesday, February 28, 2018 11:18:16 Pacific Standard Time

Compound name: PFUdA
Coefficient of Determination: R^2 = 0.997707
Calibration curve: 0.000159522 * x^2 + 0.868175 * x + 0.113342
Response type: Internal Std (Ref 47), Area * (IS Conc. / IS Area)
Curve type: 2nd Order, Origin: Exclude, Weighting: 1/x, Axis trans: None

	#	Name	Type	Std. Conc	RT	Area	IS Area	Response	Conc.	%Dev	Conc. Flag	CoD	CoD Flag	x=excluded
1	1	180227M1_2	Standard	0.250	5.55	440.559	17742.486	0.310	0.2	-9.2	NO	0.998	NO	bb
2	2	180227M1_3	Standard	0.500	5.54	800.404	20030.451	0.499	0.4	-11.1	NO	0.998	NO	bb
3	3	180227M1_4	Standard	1.000	5.54	1415.976	17284.902	1.024	1.0	4.9	NO	0.998	NO	bb
4	4	180227M1_5	Standard	2.000	5.53	2641.418	17678.043	1.868	2.0	1.0	NO	0.998	NO	bb
5	5	180227M1_6	Standard	5.000	5.53	6472.097	17539.842	4.612	5.2	3.5	NO	0.998	NO	bb
6	6	180227M1_7	Standard	10.000	5.53	12087.724	16212.922	9.320	10.6	5.8	NO	0.998	NO	MM
7	7	180227M1_8	Standard	50.000	5.53	62515.563	17597.273	44.407	50.5	1.1	NO	0.998	NO	MM
8	8	180227M1_9	Standard	100.000	5.53	140969.547	18186.008	96.894	109.3	9.3	NO	0.998	NO	MM
9	9	180227M1_10	Standard	250.000	5.54	280999.344	16601.443	211.577	233.6	-6.6	NO	0.998	NO	MM
10	10	180227M1_11	Standard	500.000	5.53	516003.281	13434.172	480.122	505.9	1.2	NO	0.998	NO	MM

Compound name: PFDS
Coefficient of Determination: R^2 = 0.998894
Calibration curve: -0.000201026 * x^2 + 0.271911 * x + 0.00376494
Response type: Internal Std (Ref 47), Area * (IS Conc. / IS Area)
Curve type: 2nd Order, Origin: Exclude, Weighting: 1/x, Axis trans: None

	#	Name	Type	Std. Conc	RT	Area	IS Area	Response	Conc.	%Dev	Conc. Flag	CoD	CoD Flag	x=excluded
1	1	180227M1_2	Standard	0.250	5.59	88.204	17742.486	0.062	0.2	-14.1	NO	0.999	NO	bb
2	2	180227M1_3	Standard	0.500	5.58	196.509	20030.451	0.123	0.4	-12.5	NO	0.999	NO	bb
3	3	180227M1_4	Standard	1.000	5.58	469.257	17284.902	0.339	1.2	23.5	NO	0.999	NO	bb
4	4	180227M1_5	Standard	2.000	5.58	719.911	17678.043	0.509	1.9	-7.0	NO	0.999	NO	bb
5	5	180227M1_6	Standard	5.000	5.58	1852.730	17539.842	1.320	4.9	-2.8	NO	0.999	NO	bb
6	6	180227M1_7	Standard	10.000	5.58	4036.079	16212.922	3.112	11.5	15.3	NO	0.999	NO	MM
7	7	180227M1_8	Standard	50.000	5.58	18285.936	17597.273	12.989	49.6	-0.9	NO	0.999	NO	bb
8	8	180227M1_9	Standard	100.000	5.58	35988.320	18186.008	24.736	98.1	-1.9	NO	0.999	NO	MM
9	9	180227M1_10	Standard	250.000	5.58	73846.953	16601.443	55.603	251.1	0.4	NO	0.999	NO	MM
10	10	180227M1_11	Standard	500.000	5.58	141181.719	13434.172	131.364			NO	0.999	NO	MMXI

Dataset: F:\Projects\PFAS.PRO\Results\180227M1\180027M1-CRV.qld

Last Altered: Wednesday, February 28, 2018 11:15:07 Pacific Standard Time
Printed: Wednesday, February 28, 2018 11:18:16 Pacific Standard Time

Compound name: PFDoA
Coefficient of Determination: R^2 = 0.999549
Calibration curve: -0.00011004 * x^2 + 1.05563 * x + 0.0799451
Response type: Internal Std (Ref 48), Area * (IS Conc. / IS Area)
Curve type: 2nd Order, Origin: Exclude, Weighting: 1/x, Axis trans: None

	#	Name	Type	Std. Conc	RT	Area	IS Area	Response	Conc.	%Dev	Conc. Flag	CoD	CoD Flag	x=excluded
1	1	180227M1_2	Standard	0.250	5.83	378.861	15843.614	0.299	0.2	-17.0	NO	1.000	NO	bb
2	2	180227M1_3	Standard	0.500	5.82	849.639	16036.967	0.662	0.6	10.3	NO	1.000	NO	bb
3	3	180227M1_4	Standard	1.000	5.82	1591.993	19454.689	1.023	0.9	-10.7	NO	1.000	NO	bb
4	4	180227M1_5	Standard	2.000	5.82	2600.550	15653.410	2.077	1.9	-5.4	NO	1.000	NO	bd
5	5	180227M1_6	Standard	5.000	5.82	8071.827	15731.971	6.414	6.0	20.1	NO	1.000	NO	bd
6	6	180227M1_7	Standard	10.000	5.82	12900.772	15024.864	10.733	10.1	1.0	NO	1.000	NO	MM
7	7	180227M1_8	Standard	50.000	5.81	79624.984	18188.592	54.722	52.0	4.1	NO	1.000	NO	MM
8	8	180227M1_9	Standard	100.000	5.82	123367.523	14964.458	103.050	98.6	-1.4	NO	1.000	NO	MM
9	9	180227M1_10	Standard	250.000	5.82	319900.531	15756.785	253.780	246.7	-1.3	NO	1.000	NO	MM
10	10	180227M1_11	Standard	500.000	5.82	553099.188	13769.033	502.122	501.8	0.4	NO	1.000	NO	MM

Compound name: N-MeFOSA
Correlation coefficient: r = 0.998136, r^2 = 0.996275
Calibration curve: 0.844282 * x + 0.385206
Response type: Internal Std (Ref 49), Area * (IS Conc. / IS Area)
Curve type: Linear, Origin: Include, Weighting: 1/x, Axis trans: None

	#	Name	Type	Std. Conc	RT	Area	IS Area	Response	Conc.	%Dev	Conc. Flag	CoD	CoD Flag	x=excluded
1	1	180227M1_2	Standard	1.250	6.02	237.349	28572.682	1.246	1.0	-18.4	NO	0.996	NO	bb
2	2	180227M1_3	Standard	2.500	6.01	490.874	29262.326	2.516	2.5	1.0	NO	0.996	NO	bb
3	3	180227M1_4	Standard	5.000	6.01	977.636	30996.006	4.731	5.1	2.9	NO	0.996	NO	bb
4	4	180227M1_5	Standard	10.000	6.00	1792.833	28178.717	9.544	10.8	8.5	NO	0.996	NO	bb
5	5	180227M1_6	Standard	25.000	6.00	4088.873	28356.631	21.629	25.2	0.6	NO	0.996	NO	MM
6	6	180227M1_7	Standard	50.000	6.01	8795.429	25582.801	51.570	60.6	21.3	NO	0.996	NO	MM
7	7	180227M1_8	Standard	250.000	6.00	43871.602	27206.578	241.880	286.0	14.4	NO	0.996	NO	MM
8	8	180227M1_9	Standard	500.000	6.01	81112.133	25926.713	469.277	555.4	11.1	NO	0.996	NO	MM
9	9	180227M1_10	Standard	1250.000	6.01	176962.141	25512.012	1040.464	1231.9	-1.4	NO	0.996	NO	MM
10	10	180227M1_11	Standard	2500.000	6.00	335377.844	24667.188	2039.417	2415.1	-3.4	NO	0.996	NO	MM

Dataset: F:\Projects\PFAS.PRO\Results\180227M1\180027M1-CRV.qld

Last Altered: Wednesday, February 28, 2018 11:15:07 Pacific Standard Time
Printed: Wednesday, February 28, 2018 11:18:16 Pacific Standard Time

Compound name: PFTrDA
Coefficient of Determination: R^2 = 0.993021
Calibration curve: -0.00996087 * x^2 + 1.43109 * x + -0.0772072
Response type: Internal Std (Ref 48), Area * (IS Conc. / IS Area)
Curve type: 2nd Order, Origin: Exclude, Weighting: 1/x, Axis trans: None

	#	Name	Type	Std. Conc	RT	Area	IS Area	Response	Conc.	%Dev	Conc. Flag	CoD	CoD Flag	x=excluded
1	1	180227M1_2	Standard	0.250	6.07	479.725	15843.614	0.378	0.3	27.7	NO	0.993	NO	bb
2	2	180227M1_3	Standard	0.500	6.07	847.725	16036.967	0.661	0.5	3.5	NO	0.993	NO	bb
3	3	180227M1_4	Standard	1.000	6.06	1837.382	19454.689	1.181	0.9	-11.6	NO	0.993	NO	MM
4	4	180227M1_5	Standard	2.000	6.06	2624.519	15653.410	2.096	1.5	-23.3	NO	0.993	NO	bb
5	5	180227M1_6	Standard	5.000	6.06	8093.933	15731.971	6.431	4.7	-6.0	NO	0.993	NO	MM
6	6	180227M1_7	Standard	10.000	6.06	17442.467	15024.864	14.511	11.0	10.4	NO	0.993	NO	bb
7	7	180227M1_8	Standard	50.000	6.06	67499.344	18188.592	46.389	49.6	-0.8	NO	0.993	NO	MM
8	8	180227M1_9	Standard	100.000	6.06	183922.109	14964.458	153.632			NO	0.993	YES	MMXI
9	9	180227M1_10	Standard	250.000	6.06	369749.750	15756.785	293.326			NO	0.993	YES	MMXI
10	10	180227M1_11	Standard	500.000	6.06	581394.563	13769.033	527.810			NO	0.993	YES	MMXI

Compound name: PFTeDA
Coefficient of Determination: R^2 = 0.998549
Calibration curve: -0.00119561 * x^2 + 2.03279 * x + 0.211977
Response type: Internal Std (Ref 50), Area * (IS Conc. / IS Area)
Curve type: 2nd Order, Origin: Exclude, Weighting: 1/x, Axis trans: None

	#	Name	Type	Std. Conc	RT	Area	IS Area	Response	Conc.	%Dev	Conc. Flag	CoD	CoD Flag	x=excluded
1	1	180227M1_2	Standard	0.250	6.29	312.643	6794.941	0.575	0.2	-28.5	NO	0.999	NO	bb
2	2	180227M1_3	Standard	0.500	6.29	766.899	6965.842	1.376	0.6	14.6	NO	0.999	NO	bb
3	3	180227M1_4	Standard	1.000	6.29	1289.642	7300.396	2.208	1.0	-1.7	NO	0.999	NO	bb
4	4	180227M1_5	Standard	2.000	6.28	2407.422	7174.022	4.195	2.0	-1.9	NO	0.999	NO	bb
5	5	180227M1_6	Standard	5.000	6.28	5777.073	7288.365	9.908	4.8	-4.3	NO	0.999	NO	MM
6	6	180227M1_7	Standard	10.000	6.28	13438.561	6893.246	24.369	12.0	19.7	NO	0.999	NO	MM
7	7	180227M1_8	Standard	50.000	6.28	59312.879	7012.007	105.734	53.6	7.2	NO	0.999	NO	MM
8	8	180227M1_9	Standard	100.000	6.28	109790.000	7390.643	185.691	96.7	-3.3	NO	0.999	NO	MM
9	9	180227M1_10	Standard	250.000	6.29	263898.688	7779.816	424.012	243.3	-2.7	NO	0.999	NO	MM
10	10	180227M1_11	Standard	500.000	6.28	475731.844	8225.573	722.946	506.3	1.3	NO	0.999	NO	MM

Vista Analytical Laboratory

Dataset: F:\Projects\PFAS.PRO\Results\180227M1\180027M1-CRV.qld

Last Altered: Wednesday, February 28, 2018 11:15:07 Pacific Standard Time
Printed: Wednesday, February 28, 2018 11:18:16 Pacific Standard Time

Compound name: N-EtFOSA
Coefficient of Determination: R^2 = 0.999713
Calibration curve: -9.69338e-006 * x^2 + 0.822501 * x + 0.136285
Response type: Internal Std (Ref 51), Area * (IS Conc. / IS Area)
Curve type: 2nd Order, Origin: Exclude, Weighting: 1/x, Axis trans: None

	#	Name	Type	Std. Conc	RT	Area	IS Area	Response	Conc.	%Dev	Conc. Flag	CoD	CoD Flag	x=excluded
1	1	180227M1_2	Standard	1.250	6.41	279.291	42081.684	0.996	1.0	-16.4	NO	1.000	NO	bb
2	2	180227M1_3	Standard	2.500	6.40	588.228	42509.617	2.076	2.4	-5.7	NO	1.000	NO	bb
3	3	180227M1_4	Standard	5.000	6.40	1209.299	41733.316	4.347	5.1	2.4	NO	1.000	NO	bb
4	4	180227M1_5	Standard	10.000	6.39	2413.826	40164.898	9.015	10.8	8.0	NO	1.000	NO	MM
5	5	180227M1_6	Standard	25.000	6.40	5775.740	41638.094	20.807	25.1	0.6	NO	1.000	NO	bb
6	6	180227M1_7	Standard	50.000	6.40	11968.388	39625.715	45.305	55.0	9.9	NO	1.000	NO	MM
7	7	180227M1_8	Standard	250.000	6.39	56067.383	39659.684	212.057	258.4	3.4	NO	1.000	NO	MM
8	8	180227M1_9	Standard	500.000	6.40	105294.758	38967.379	405.319	495.5	-0.9	NO	1.000	NO	MM
9	9	180227M1_10	Standard	1250.000	6.40	231414.250	34802.699	997.398	1230.3	-1.6	NO	1.000	NO	MM
10	10	180227M1_11	Standard	2500.000	6.39	404614.500	30291.289	2003.618	2510.1	0.4	NO	1.000	NO	MM

Compound name: PFHxDA
Coefficient of Determination: R^2 = 0.995274
Calibration curve: -0.000335759 * x^2 + 0.591994 * x + 0.0884861
Response type: Internal Std (Ref 52), Area * (IS Conc. / IS Area)
Curve type: 2nd Order, Origin: Exclude, Weighting: 1/x, Axis trans: None

	#	Name	Type	Std. Conc	RT	Area	IS Area	Response	Conc.	%Dev	Conc. Flag	CoD	CoD Flag	x=excluded
1	1	180227M1_2	Standard	0.250	6.61	185.616	3790.550	0.245	0.3	5.7	NO	0.995	NO	bb
2	2	180227M1_3	Standard	0.500	6.61	284.029	4457.731	0.319	0.4	-22.2	NO	0.995	NO	bb
3	3	180227M1_4	Standard	1.000	6.61	602.641	4437.522	0.679	1.0	-0.2	NO	0.995	NO	bb
4	4	180227M1_5	Standard	2.000	6.61	1155.436	4074.090	1.418	2.2	12.4	NO	0.995	NO	bb
5	5	180227M1_6	Standard	5.000	6.61	2773.852	4304.283	3.222	5.3	6.2	NO	0.995	NO	bb
6	6	180227M1_7	Standard	10.000	6.61	5148.403	4550.631	5.657	9.5	-5.4	NO	0.995	NO	bb
7	7	180227M1_8	Standard	50.000	6.61	25674.473	4600.111	27.906	48.3	-3.4	NO	0.995	NO	MM
8	8	180227M1_9	Standard	100.000	6.61	53438.203	4233.522	63.113	113.8	13.8	NO	0.995	NO	bb
9	9	180227M1_10	Standard	250.000	6.61	121464.281	5173.400	117.393	227.5	-9.0	NO	0.995	NO	MM
10	10	180227M1_11	Standard	500.000	6.61	217146.266	5034.409	215.662	514.0	2.8	NO	0.995	NO	MM

Vista Analytical Laboratory

Dataset: F:\Projects\PFAS.PRO\Results\180227M1\180027M1-CRV.qld

Last Altered: Wednesday, February 28, 2018 11:15:07 Pacific Standard Time
Printed: Wednesday, February 28, 2018 11:18:16 Pacific Standard Time

Compound name: PFODA
Coefficient of Determination: R^2 = 0.996311
Calibration curve: -0.000382228 * x^2 + 0.740794 * x + 0.0260949
Response type: Internal Std (Ref 52), Area * (IS Conc. / IS Area)
Curve type: 2nd Order, Origin: Include, Weighting: 1/x, Axis trans: None

	#	Name	Type	Std. Conc	RT	Area	IS Area	Response	Conc.	%Dev	Conc. Flag	CoD	CoD Flag	x=excluded
1	1	180227M1_2	Standard	0.250	6.84	166.311	3790.550	0.219	0.3	4.4	NO	0.996	NO	bb
2	2	180227M1_3	Standard	0.500	6.84	352.434	4457.731	0.395	0.5	-0.3	NO	0.996	NO	bb
3	3	180227M1_4	Standard	1.000	6.83	594.423	4437.522	0.670	0.9	-13.1	NO	0.996	NO	bb
4	4	180227M1_5	Standard	2.000	6.83	1292.017	4074.090	1.586	2.1	5.4	NO	0.996	NO	bb
5	5	180227M1_6	Standard	5.000	6.83	3591.569	4304.283	4.172	5.6	12.3	NO	0.996	NO	bb
6	6	180227M1_7	Standard	10.000	6.83	6892.011	4550.631	7.573	10.2	2.4	NO	0.996	NO	bb
7	7	180227M1_8	Standard	50.000	6.83	32645.291	4600.111	35.483	49.1	-1.8	NO	0.996	NO	bb
8	8	180227M1_9	Standard	100.000	6.83	65830.844	4233.522	77.750	111.3	11.3	NO	0.996	NO	bb
9	9	180227M1_10	Standard	250.000	6.83	154475.922	5173.400	149.298	228.4	-8.6	NO	0.996	NO	bb
10	10	180227M1_11	Standard	500.000	6.83	281369.125	5034.409	279.446	513.0	2.6	NO	0.996	NO	MM

Compound name: N-MeFOSE
Correlation coefficient: r = 0.997778, r^2 = 0.995562
Calibration curve: 1.02304 * x + 0.0939698
Response type: Internal Std (Ref 53), Area * (IS Conc. / IS Area)
Curve type: Linear, Origin: Exclude, Weighting: 1/x, Axis trans: None

	#	Name	Type	Std. Conc	RT	Area	IS Area	Response	Conc.	%Dev	Conc. Flag	CoD	CoD Flag	x=excluded
1	1	180227M1_2	Standard	1.250	6.52	351.023	36896.480	1.427	1.3	4.2	NO	0.996	NO	bb
2	2	180227M1_3	Standard	2.500	6.52	665.940	38795.688	2.575	2.4	-3.0	NO	0.996	NO	bb
3	3	180227M1_4	Standard	5.000	6.52	1130.782	36674.637	4.625	4.4	-11.4	NO	0.996	NO	bb
4	4	180227M1_5	Standard	10.000	6.52	2080.093	31031.521	10.055	9.7	-2.6	NO	0.996	NO	bb
5	5	180227M1_6	Standard	25.000	6.52	6128.452	32074.934	28.660	27.9	11.7	NO	0.996	NO	MM
6	6	180227M1_7	Standard	50.000	6.52	10598.961	35391.883	44.921	43.8	-12.4	NO	0.996	NO	bb
7	7	180227M1_8	Standard	250.000	6.52	60888.566	35410.574	257.925	252.0	0.8	NO	0.996	NO	MM
8	8	180227M1_9	Standard	500.000	6.52	123267.070	32296.320	572.513	559.5	11.9	NO	0.996	NO	MM
9	9	180227M1_10	Standard	1250.000	6.52	297607.500	32887.648	1357.383	1326.7	6.1	NO	0.996	NO	MM
10	10	180227M1_11	Standard	2500.000	6.52	444198.313	27527.945	2420.440	2365.8	-5.4	NO	0.996	NO	MM

Dataset: F:\Projects\PFAS.PRO\Results\180227M1\180027M1-CRV.qld

Last Altered: Wednesday, February 28, 2018 11:15:07 Pacific Standard Time
Printed: Wednesday, February 28, 2018 11:18:16 Pacific Standard Time

Compound name: N-EtFOSE
Coefficient of Determination: R^2 = 0.999564
Calibration curve: -2.88587e-005 * x^2 + 1.21265 * x + 0.607923
Response type: Internal Std (Ref 54), Area * (IS Conc. / IS Area)
Curve type: 2nd Order, Origin: Exclude, Weighting: 1/x, Axis trans: None

	#	Name	Type	Std. Conc	RT	Area	IS Area	Response	Conc.	%Dev	Conc. Flag	CoD	CoD Flag	x=excluded
1	1	180227M1_2	Standard	1.250	6.67	343.161	29576.838	1.740	0.9	-25.3	NO	1.000	NO	bb
2	2	180227M1_3	Standard	2.500	6.66	649.786	32666.223	2.984	2.0	-21.6	NO	1.000	NO	bb
3	3	180227M1_4	Standard	5.000	6.66	1411.388	26922.959	7.863	6.0	19.7	NO	1.000	NO	bb
4	4	180227M1_5	Standard	10.000	6.66	2832.072	29601.598	14.351	11.3	13.4	NO	1.000	NO	bb
5	5	180227M1_6	Standard	25.000	6.66	6053.756	28827.805	31.500	25.5	2.0	NO	1.000	NO	bb
6	6	180227M1_7	Standard	50.000	6.66	13696.298	29622.775	69.354	56.8	13.5	NO	1.000	NO	MM
7	7	180227M1_8	Standard	250.000	6.66	54811.180	26987.734	304.645	252.2	0.9	NO	1.000	NO	bb
8	8	180227M1_9	Standard	500.000	6.66	114987.977	29490.340	584.876	487.5	-2.5	NO	1.000	NO	MM
9	9	180227M1_10	Standard	1250.000	6.66	276195.063	28192.508	1469.513	1248.4	-0.1	NO	1.000	NO	MM
10	10	180227M1_11	Standard	2500.000	6.66	511543.750	26873.332	2855.305	2503.2	0.1	NO	1.000	NO	MM

Compound name: 13C3-PFBA
Response Factor: 0.939967
RRF SD: 0.0216493, Relative SD: 2.30319
Response type: Internal Std (Ref 55), Area * (IS Conc. / IS Area)
Curve type: RF

	#	Name	Type	Std. Conc	RT	Area	IS Area	Response	Conc.	%Dev	Conc. Flag	CoD	CoD Flag	x=excluded
1	1	180227M1_2	Standard	12.500	1.55	14228.288	14955.334	11.892	12.7	1.2	NO		NO	MM
2	2	180227M1_3	Standard	12.500	1.55	14460.204	15070.472	11.994	12.8	2.1	NO		NO	bb
3	3	180227M1_4	Standard	12.500	1.54	15073.476	15698.706	12.002	12.8	2.1	NO		NO	bb
4	4	180227M1_5	Standard	12.500	1.55	13613.571	14967.670	11.369	12.1	-3.2	NO		NO	bb
5	5	180227M1_6	Standard	12.500	1.54	14411.856	15213.537	11.841	12.6	0.8	NO		NO	bb
6	6	180227M1_7	Standard	12.500	1.54	13910.517	14943.754	11.636	12.4	-1.0	NO		NO	MM
7	7	180227M1_8	Standard	12.500	1.54	14653.654	15030.710	12.186	13.0	3.7	NO		NO	bb
8	8	180227M1_9	Standard	12.500	1.54	13510.463	14595.577	11.571	12.3	-1.5	NO		NO	MM
9	9	180227M1_10	Standard	12.500	1.54	13184.140	14273.360	11.546	12.3	-1.7	NO		NO	bb
10	10	180227M1_11	Standard	12.500	1.55	12490.216	13625.888	11.458	12.2	-2.5	NO		NO	bb

Vista Analytical Laboratory

Dataset: F:\Projects\PFAS.PRO\Results\180227M1\180027M1-CRV.qld

Last Altered: Wednesday, February 28, 2018 11:15:07 Pacific Standard Time
Printed: Wednesday, February 28, 2018 11:18:16 Pacific Standard Time

Compound name: 13C3-PFPeA
Response Factor: 0.948211
RRF SD: 0.0500568, Relative SD: 5.27908
Response type: Internal Std (Ref 56), Area * (IS Conc. / IS Area)
Curve type: RF

	#	Name	Type	Std. Conc	RT	Area	IS Area	Response	Conc.	%Dev	Conc. Flag	CoD	CoD Flag	x=excluded
1	1	180227M1_2	Standard	12.500	2.52	15638.393	14775.564	13.230	14.0	11.6	NO		NO	bb
2	2	180227M1_3	Standard	12.500	2.51	16287.603	17782.404	11.449	12.1	-3.4	NO		NO	MM
3	3	180227M1_4	Standard	12.500	2.50	15202.143	16995.340	11.181	11.8	-5.7	NO		NO	MM
4	4	180227M1_5	Standard	12.500	2.50	14157.853	14868.946	11.902	12.6	0.4	NO		NO	bb
5	5	180227M1_6	Standard	12.500	2.50	15425.106	16385.635	11.767	12.4	-0.7	NO		NO	MM
6	6	180227M1_7	Standard	12.500	2.50	14331.738	15547.642	11.522	12.2	-2.8	NO		NO	MM
7	7	180227M1_8	Standard	12.500	2.50	14991.688	16332.258	11.474	12.1	-3.2	NO		NO	MM
8	8	180227M1_9	Standard	12.500	2.50	13525.295	14929.529	11.324	11.9	-4.5	NO		NO	MM
9	9	180227M1_10	Standard	12.500	2.50	13271.920	13428.792	12.354	13.0	4.2	NO		NO	MM
10	10	180227M1_11	Standard	12.500	2.50	12287.274	12464.763	12.322	13.0	4.0	NO		NO	MM

Compound name: 13C3-PFBS
Response Factor: 0.13137
RRF SD: 0.0098316, Relative SD: 7.48392
Response type: Internal Std (Ref 56), Area * (IS Conc. / IS Area)
Curve type: RF

	#	Name	Type	Std. Conc	RT	Area	IS Area	Response	Conc.	%Dev	Conc. Flag	CoD	CoD Flag	x=excluded
1	1	180227M1_2	Standard	12.500	2.79	2135.657	14775.564	1.807	13.8	10.0	NO		NO	bb
2	2	180227M1_3	Standard	12.500	2.78	2196.421	17782.404	1.544	11.8	-6.0	NO		NO	bb
3	3	180227M1_4	Standard	12.500	2.78	2128.295	16995.340	1.565	11.9	-4.7	NO		NO	bb
4	4	180227M1_5	Standard	12.500	2.78	2226.008	14868.946	1.871	14.2	14.0	NO		NO	bb
5	5	180227M1_6	Standard	12.500	2.77	2142.416	16385.635	1.634	12.4	-0.5	NO		NO	bb
6	6	180227M1_7	Standard	12.500	2.78	1807.730	15547.642	1.453	11.1	-11.5	NO		NO	bb
7	7	180227M1_8	Standard	12.500	2.78	2077.917	16332.258	1.590	12.1	-3.2	NO		NO	bb
8	8	180227M1_9	Standard	12.500	2.78	1947.916	14929.529	1.631	12.4	-0.7	NO		NO	bb
9	9	180227M1_10	Standard	12.500	2.78	1814.711	13428.792	1.689	12.9	2.9	NO		NO	bb
10	10	180227M1_11	Standard	12.500	2.78	1630.975	12464.763	1.636	12.5	-0.4	NO		NO	bb

Vista Analytical Laboratory

Dataset: F:\Projects\PFAS.PRO\Results\180227M1\180027M1-CRV.qld

Last Altered: Wednesday, February 28, 2018 11:15:07 Pacific Standard Time
Printed: Wednesday, February 28, 2018 11:18:16 Pacific Standard Time

Compound name: 13C2-PFHxA
Response Factor: 0.740393
RRF SD: 0.056699, Relative SD: 7.65796
Response type: Internal Std (Ref 56), Area * (IS Conc. / IS Area)
Curve type: RF

	#	Name	Type	Std. Conc	RT	Area	IS Area	Response	Conc.	%Dev	Conc. Flag	CoD	CoD Flag	x=excluded
1	1	180227M1_2	Standard	5.000	3.28	4853.958	14775.564	4.106	5.5	10.9	NO		NO	bb
2	2	180227M1_3	Standard	5.000	3.27	4650.471	17782.404	3.269	4.4	-11.7	NO		NO	MM
3	3	180227M1_4	Standard	5.000	3.27	4454.000	16995.340	3.276	4.4	-11.5	NO		NO	bb
4	4	180227M1_5	Standard	5.000	3.26	4381.511	14868.946	3.683	5.0	-0.5	NO		NO	bd
5	5	180227M1_6	Standard	5.000	3.26	4921.658	16385.635	3.755	5.1	1.4	NO		NO	bb
6	6	180227M1_7	Standard	5.000	3.26	4434.758	15547.642	3.565	4.8	-3.7	NO		NO	bb
7	7	180227M1_8	Standard	5.000	3.26	4781.364	16332.258	3.659	4.9	-1.1	NO		NO	MM
8	8	180227M1_9	Standard	5.000	3.26	4462.540	14929.529	3.736	5.0	0.9	NO		NO	bb
9	9	180227M1_10	Standard	5.000	3.26	4220.131	13428.792	3.928	5.3	6.1	NO		NO	MM
10	10	180227M1_11	Standard	5.000	3.26	4029.446	12464.763	4.041	5.5	9.2	NO		NO	bb

Compound name: 13C4-PFHpA
Response Factor: 0.776231
RRF SD: 0.0520738, Relative SD: 6.70854
Response type: Internal Std (Ref 56), Area * (IS Conc. / IS Area)
Curve type: RF

	#	Name	Type	Std. Conc	RT	Area	IS Area	Response	Conc.	%Dev	Conc. Flag	CoD	CoD Flag	x=excluded
1	1	180227M1_2	Standard	12.500	3.89	13268.336	14775.564	11.225	14.5	15.7	NO		NO	bd
2	2	180227M1_3	Standard	12.500	3.88	12852.769	17782.404	9.035	11.6	-6.9	NO		NO	MM
3	3	180227M1_4	Standard	12.500	3.88	13455.287	16995.340	9.896	12.7	2.0	NO		NO	MM
4	4	180227M1_5	Standard	12.500	3.88	11251.971	14868.946	9.459	12.2	-2.5	NO		NO	MM
5	5	180227M1_6	Standard	12.500	3.88	12413.407	16385.635	9.470	12.2	-2.4	NO		NO	MM
6	6	180227M1_7	Standard	12.500	3.88	11602.052	15547.642	9.328	12.0	-3.9	NO		NO	MM
7	7	180227M1_8	Standard	12.500	3.88	12699.598	16332.258	9.720	12.5	0.2	NO		NO	bb
8	8	180227M1_9	Standard	12.500	3.88	10683.677	14929.529	8.945	11.5	-7.8	NO		NO	MM
9	9	180227M1_10	Standard	12.500	3.88	10574.237	13428.792	9.843	12.7	1.4	NO		NO	MM
10	10	180227M1_11	Standard	12.500	3.88	10079.918	12464.763	10.108	13.0	4.2	NO		NO	MM

Vista Analytical Laboratory

Dataset: F:\Projects\PFAS.PRO\Results\180227M1\180027M1-CRV.qld

Last Altered: Wednesday, February 28, 2018 11:15:07 Pacific Standard Time
Printed: Wednesday, February 28, 2018 11:18:16 Pacific Standard Time

Compound name: 18O2-PFHxS
Response Factor: 0.412321
RRF SD: 0.0368519, Relative SD: 8.93767
Response type: Internal Std (Ref 57), Area * (IS Conc. / IS Area)
Curve type: RF

	#	Name	Type	Std. Conc	RT	Area	IS Area	Response	Conc.	%Dev	Conc. Flag	CoD	CoD Flag	x=excluded
1	1	180227M1_2	Standard	12.500	4.04	1648.080	4563.581	4.514	10.9	-12.4	NO		NO	bb
2	2	180227M1_3	Standard	12.500	4.03	1577.173	3777.150	5.219	12.7	1.3	NO		NO	bb
3	3	180227M1_4	Standard	12.500	4.03	1772.316	3911.015	5.665	13.7	9.9	NO		NO	bb
4	4	180227M1_5	Standard	12.500	4.03	1613.799	3947.558	5.110	12.4	-0.9	NO		NO	bb
5	5	180227M1_6	Standard	12.500	4.03	1512.671	3997.585	4.730	11.5	-8.2	NO		NO	bb
6	6	180227M1_7	Standard	12.500	4.03	1543.351	4090.132	4.717	11.4	-8.5	NO		NO	bb
7	7	180227M1_8	Standard	12.500	4.03	1598.287	4196.691	4.761	11.5	-7.6	NO		NO	bb
8	8	180227M1_9	Standard	12.500	4.03	1714.000	3876.215	5.527	13.4	7.2	NO		NO	bb
9	9	180227M1_10	Standard	12.500	4.03	1521.420	3489.526	5.450	13.2	5.7	NO		NO	bb
10	10	180227M1_11	Standard	12.500	4.03	1433.519	3064.422	5.847	14.2	13.5	NO		NO	bb

Compound name: 13C2-PFOA
Response Factor: 1.89144
RRF SD: 0.117289, Relative SD: 6.20106
Response type: Internal Std (Ref 58), Area * (IS Conc. / IS Area)
Curve type: RF

	#	Name	Type	Std. Conc	RT	Area	IS Area	Response	Conc.	%Dev	Conc. Flag	CoD	CoD Flag	x=excluded
1	1	180227M1_2	Standard	12.500	4.42	17420.764	8554.903	25.454	13.5	7.7	NO		NO	MM
2	2	180227M1_3	Standard	12.500	4.41	18120.027	9314.739	24.316	12.9	2.8	NO		NO	bb
3	3	180227M1_4	Standard	12.500	4.41	19430.578	9588.793	25.330	13.4	7.1	NO		NO	MM
4	4	180227M1_5	Standard	12.500	4.40	19499.719	9816.284	24.831	13.1	5.0	NO		NO	MM
5	5	180227M1_6	Standard	12.500	4.40	17881.482	9264.963	24.125	12.8	2.0	NO		NO	MM
6	6	180227M1_7	Standard	12.500	4.40	18512.490	9951.991	23.252	12.3	-1.7	NO		NO	MM
7	7	180227M1_8	Standard	12.500	4.40	17018.424	10042.869	21.182	11.2	-10.4	NO		NO	MM
8	8	180227M1_9	Standard	12.500	4.40	17777.477	10139.244	21.917	11.6	-7.3	NO		NO	MM
9	9	180227M1_10	Standard	12.500	4.40	18133.762	10184.008	22.258	11.8	-5.9	NO		NO	MM
10	10	180227M1_11	Standard	12.500	4.40	16125.236	8481.604	23.765	12.6	0.5	NO		NO	bb

Dataset: F:\Projects\PFAS.PRO\Results\180227M1\180027M1-CRV.qld

Last Altered: Wednesday, February 28, 2018 11:15:07 Pacific Standard Time
Printed: Wednesday, February 28, 2018 11:18:16 Pacific Standard Time

Compound name: 13C5-PFNA
Response Factor: 0.959404
RRF SD: 0.0738389, Relative SD: 7.69633
Response type: Internal Std (Ref 59), Area * (IS Conc. / IS Area)
Curve type: RF

	#	Name	Type	Std. Conc	RT	Area	IS Area	Response	Conc.	%Dev	Conc. Flag	CoD	CoD Flag	x=excluded
1	1	180227M1_2	Standard	12.500	4.85	13868.765	14653.332	11.831	12.3	-1.3	NO		NO	bb
2	2	180227M1_3	Standard	12.500	4.84	15664.475	17596.773	11.127	11.6	-7.2	NO		NO	bb
3	3	180227M1_4	Standard	12.500	4.84	15806.176	15916.615	12.413	12.9	3.5	NO		NO	MM
4	4	180227M1_5	Standard	12.500	4.83	13250.253	14115.383	11.734	12.2	-2.2	NO		NO	MM
5	5	180227M1_6	Standard	12.500	4.84	12518.346	14163.941	11.048	11.5	-7.9	NO		NO	MM
6	6	180227M1_7	Standard	12.500	4.84	15692.719	16194.510	12.113	12.6	1.0	NO		NO	bb
7	7	180227M1_8	Standard	12.500	4.84	15434.172	13730.620	14.051	14.6	17.2	NO		NO	bb
8	8	180227M1_9	Standard	12.500	4.84	13082.544	14812.340	11.040	11.5	-7.9	NO		NO	MM
9	9	180227M1_10	Standard	12.500	4.84	14070.608	13798.304	12.747	13.3	6.3	NO		NO	MM
10	10	180227M1_11	Standard	12.500	4.84	12000.793	12689.057	11.822	12.3	-1.4	NO		NO	bb

Compound name: 13C8-PFOSA
Response Factor: 0.307964
RRF SD: 0.0343735, Relative SD: 11.1615
Response type: Internal Std (Ref 62), Area * (IS Conc. / IS Area)
Curve type: RF

	#	Name	Type	Std. Conc	RT	Area	IS Area	Response	Conc.	%Dev	Conc. Flag	CoD	CoD Flag	x=excluded
1	1	180227M1_2	Standard	12.500	4.92	5079.123	15234.056	4.168	13.5	8.3	NO		NO	bb
2	2	180227M1_3	Standard	12.500	4.91	4685.668	16003.188	3.660	11.9	-4.9	NO		NO	bb
3	3	180227M1_4	Standard	12.500	4.91	4803.483	15968.087	3.760	12.2	-2.3	NO		NO	MM
4	4	180227M1_5	Standard	12.500	4.90	5478.656	14914.421	4.592	14.9	19.3	NO		NO	bb
5	5	180227M1_6	Standard	12.500	4.90	5086.880	16258.063	3.911	12.7	1.6	NO		NO	bb
6	6	180227M1_7	Standard	12.500	4.91	4554.213	16306.176	3.491	11.3	-9.3	NO		NO	MM
7	7	180227M1_8	Standard	12.500	4.90	4572.856	15863.057	3.603	11.7	-6.4	NO		NO	MM
8	8	180227M1_9	Standard	12.500	4.90	4905.574	13769.287	4.453	14.5	15.7	NO		NO	bb
9	9	180227M1_10	Standard	12.500	4.91	3973.786	13826.850	3.592	11.7	-6.7	NO		NO	bb
10	10	180227M1_11	Standard	12.500	4.90	3544.807	13572.711	3.265	10.6	-15.2	NO		NO	bb

Dataset: F:\Projects\PFAS.PRO\Results\180227M1\180027M1-CRV.qld

Last Altered: Wednesday, February 28, 2018 11:15:07 Pacific Standard Time
Printed: Wednesday, February 28, 2018 11:18:16 Pacific Standard Time

Compound name: 13C8-PFOS
Response Factor: 1.096
RRF SD: 0.104829, Relative SD: 9.56463
Response type: Internal Std (Ref 60), Area * (IS Conc. / IS Area)
Curve type: RF

	#	Name	Type	Std. Conc	RT	Area	IS Area	Response	Conc.	%Dev	Conc. Flag	CoD	CoD Flag	x=excluded
1	1	180227M1_2	Standard	12.500	4.93	4269.210	3947.258	13.520	12.3	-1.3	NO		NO	bb
2	2	180227M1_3	Standard	12.500	4.92	4773.244	4228.542	14.110	12.9	3.0	NO		NO	bb
3	3	180227M1_4	Standard	12.500	4.92	4724.643	4010.454	14.726	13.4	7.5	NO		NO	bb
4	4	180227M1_5	Standard	12.500	4.92	3786.971	4195.382	11.283	10.3	-17.6	NO		NO	bb
5	5	180227M1_6	Standard	12.500	4.92	3977.194	3504.775	14.185	12.9	3.5	NO		NO	bb
6	6	180227M1_7	Standard	12.500	4.92	3986.890	3558.898	14.003	12.8	2.2	NO		NO	MM
7	7	180227M1_8	Standard	12.500	4.92	4202.969	3526.735	14.897	13.6	8.7	NO		NO	MM
8	8	180227M1_9	Standard	12.500	4.92	3910.426	4197.047	11.646	10.6	-15.0	NO		NO	bb
9	9	180227M1_10	Standard	12.500	4.92	3235.245	2657.678	15.217	13.9	11.1	NO		NO	bb
10	10	180227M1_11	Standard	12.500	4.92	3232.869	3012.660	13.414	12.2	-2.1	NO		NO	bb

Compound name: 13C2-PFDA
Response Factor: 0.92572
RRF SD: 0.0638306, Relative SD: 6.89524
Response type: Internal Std (Ref 61), Area * (IS Conc. / IS Area)
Curve type: RF

	#	Name	Type	Std. Conc	RT	Area	IS Area	Response	Conc.	%Dev	Conc. Flag	CoD	CoD Flag	x=excluded
1	1	180227M1_2	Standard	12.500	5.22	12588.888	12081.235	13.025	14.1	12.6	NO		NO	bb
2	2	180227M1_3	Standard	12.500	5.22	14687.019	15654.240	11.728	12.7	1.3	NO		NO	MM
3	3	180227M1_4	Standard	12.500	5.21	13649.661	14781.490	11.543	12.5	-0.2	NO		NO	bb
4	4	180227M1_5	Standard	12.500	5.21	13724.007	13488.919	12.718	13.7	9.9	NO		NO	MM
5	5	180227M1_6	Standard	12.500	5.21	13239.022	14105.833	11.732	12.7	1.4	NO		NO	bb
6	6	180227M1_7	Standard	12.500	5.21	12490.549	14147.228	11.036	11.9	-4.6	NO		NO	MM
7	7	180227M1_8	Standard	12.500	5.21	13999.570	15800.161	11.075	12.0	-4.3	NO		NO	MM
8	8	180227M1_9	Standard	12.500	5.21	12792.729	13890.076	11.512	12.4	-0.5	NO		NO	bb
9	9	180227M1_10	Standard	12.500	5.21	10100.607	12082.181	10.450	11.3	-9.7	NO		NO	MM
10	10	180227M1_11	Standard	12.500	5.21	10203.114	11705.745	10.895	11.8	-5.8	NO		NO	MM

Dataset: F:\Projects\PFAS.PRO\Results\180227M1\180027M1-CRV.qld

Last Altered: Wednesday, February 28, 2018 11:15:07 Pacific Standard Time
Printed: Wednesday, February 28, 2018 11:18:16 Pacific Standard Time

Compound name: d3-N-MeFOSAA
Response Factor: 0.358527
RRF SD: 0.0377417, Relative SD: 10.5269
Response type: Internal Std (Ref 62), Area * (IS Conc. / IS Area)
Curve type: RF

	#	Name	Type	Std. Conc	RT	Area	IS Area	Response	Conc.	%Dev	Conc. Flag	CoD	CoD Flag	x=excluded
1	1	180227M1_2	Standard	12.500	5.37	5616.638	15234.056	4.609	12.9	2.8	NO		NO	MM
2	2	180227M1_3	Standard	12.500	5.36	5354.282	16003.188	4.182	11.7	-6.7	NO		NO	MM
3	3	180227M1_4	Standard	12.500	5.36	5604.221	15968.087	4.387	12.2	-2.1	NO		NO	MM
4	4	180227M1_5	Standard	12.500	5.36	5028.410	14914.421	4.214	11.8	-6.0	NO		NO	bb
5	5	180227M1_6	Standard	12.500	5.36	5549.750	16258.063	4.267	11.9	-4.8	NO		NO	MM
6	6	180227M1_7	Standard	12.500	5.36	5046.857	16306.176	3.869	10.8	-13.7	NO		NO	bb
7	7	180227M1_8	Standard	12.500	5.36	5986.112	15863.057	4.717	13.2	5.3	NO		NO	bb
8	8	180227M1_9	Standard	12.500	5.36	6199.992	13769.287	5.628	15.7	25.6	NO		NO	bb
9	9	180227M1_10	Standard	12.500	5.36	4823.407	13826.850	4.361	12.2	-2.7	NO		NO	MM
10	10	180227M1_11	Standard	12.500	5.36	4974.992	13572.711	4.582	12.8	2.2	NO		NO	MM

Compound name: d5-N-EtFOSAA
Response Factor: 0.434761
RRF SD: 0.0348697, Relative SD: 8.02043
Response type: Internal Std (Ref 62), Area * (IS Conc. / IS Area)
Curve type: RF

	#	Name	Type	Std. Conc	RT	Area	IS Area	Response	Conc.	%Dev	Conc. Flag	CoD	CoD Flag	x=excluded
1	1	180227M1_2	Standard	12.500	5.53	6481.687	15234.056	5.318	12.2	-2.1	NO		NO	bb
2	2	180227M1_3	Standard	12.500	5.52	7017.148	16003.188	5.481	12.6	0.9	NO		NO	MM
3	3	180227M1_4	Standard	12.500	5.52	6851.811	15968.087	5.364	12.3	-1.3	NO		NO	MM
4	4	180227M1_5	Standard	12.500	5.52	7175.643	14914.421	6.014	13.8	10.7	NO		NO	bb
5	5	180227M1_6	Standard	12.500	5.52	7500.553	16258.063	5.767	13.3	6.1	NO		NO	MM
6	6	180227M1_7	Standard	12.500	5.52	6750.415	16306.176	5.175	11.9	-4.8	NO		NO	bb
7	7	180227M1_8	Standard	12.500	5.52	7170.505	15863.057	5.650	13.0	4.0	NO		NO	bd
8	8	180227M1_9	Standard	12.500	5.52	6572.744	13769.287	5.967	13.7	9.8	NO		NO	bb
9	9	180227M1_10	Standard	12.500	5.52	5493.099	13826.850	4.966	11.4	-8.6	NO		NO	bd
10	10	180227M1_11	Standard	12.500	5.51	5041.793	13572.711	4.643	10.7	-14.6	NO		NO	bb

Dataset: F:\Projects\PFAS.PRO\Results\180227M1\180027M1-CRV.qld

Last Altered: Wednesday, February 28, 2018 11:15:07 Pacific Standard Time
Printed: Wednesday, February 28, 2018 11:18:16 Pacific Standard Time

Compound name: 13C2-PFUdA
Response Factor: 1.13777
RRF SD: 0.107094, Relative SD: 9.41258
Response type: Internal Std (Ref 62), Area * (IS Conc. / IS Area)
Curve type: RF

	#	Name	Type	Std. Conc	RT	Area	IS Area	Response	Conc.	%Dev	Conc. Flag	CoD	CoD Flag	x=excluded
1	1	180227M1_2	Standard	12.500	5.55	17742.486	15234.056	14.558	12.8	2.4	NO		NO	MM
2	2	180227M1_3	Standard	12.500	5.54	20030.451	16003.188	15.646	13.8	10.0	NO		NO	MM
3	3	180227M1_4	Standard	12.500	5.54	17284.902	15968.087	13.531	11.9	-4.9	NO		NO	bb
4	4	180227M1_5	Standard	12.500	5.53	17678.043	14914.421	14.816	13.0	4.2	NO		NO	MM
5	5	180227M1_6	Standard	12.500	5.53	17539.842	16258.063	13.485	11.9	-5.2	NO		NO	MM
6	6	180227M1_7	Standard	12.500	5.53	16212.922	16306.176	12.429	10.9	-12.6	NO		NO	bb
7	7	180227M1_8	Standard	12.500	5.53	17597.273	15863.057	13.867	12.2	-2.5	NO		NO	MM
8	8	180227M1_9	Standard	12.500	5.53	18186.008	13769.287	16.510	14.5	16.1	NO		NO	MM
9	9	180227M1_10	Standard	12.500	5.54	16601.443	13826.850	15.008	13.2	5.5	NO		NO	bb
10	10	180227M1_11	Standard	12.500	5.53	13434.172	13572.711	12.372	10.9	-13.0	NO		NO	MM

Compound name: 13C2-PFDoA
Response Factor: 1.05865
RRF SD: 0.0902307, Relative SD: 8.52316
Response type: Internal Std (Ref 62), Area * (IS Conc. / IS Area)
Curve type: RF

	#	Name	Type	Std. Conc	RT	Area	IS Area	Response	Conc.	%Dev	Conc. Flag	CoD	CoD Flag	x=excluded
1	1	180227M1_2	Standard	12.500	5.83	15843.614	15234.056	13.000	12.3	-1.8	NO		NO	MM
2	2	180227M1_3	Standard	12.500	5.82	16036.967	16003.188	12.526	11.8	-5.3	NO		NO	MM
3	3	180227M1_4	Standard	12.500	5.82	19454.689	15968.087	15.229	14.4	15.1	NO		NO	MM
4	4	180227M1_5	Standard	12.500	5.82	15653.410	14914.421	13.119	12.4	-0.9	NO		NO	MM
5	5	180227M1_6	Standard	12.500	5.82	15731.971	16258.063	12.096	11.4	-8.6	NO		NO	MM
6	6	180227M1_7	Standard	12.500	5.82	15024.864	16306.176	11.518	10.9	-13.0	NO		NO	MM
7	7	180227M1_8	Standard	12.500	5.82	18188.592	15863.057	14.333	13.5	8.3	NO		NO	MM
8	8	180227M1_9	Standard	12.500	5.82	14964.458	13769.287	13.585	12.8	2.7	NO		NO	MM
9	9	180227M1_10	Standard	12.500	5.82	15756.785	13826.850	14.245	13.5	7.6	NO		NO	MM
10	10	180227M1_11	Standard	12.500	5.82	13769.033	13572.711	12.681	12.0	-4.2	NO		NO	MM

Vista Analytical Laboratory

Dataset: F:\Projects\PFAS.PRO\Results\180227M1\180027M1-CRV.qld

Last Altered: Wednesday, February 28, 2018 11:15:07 Pacific Standard Time
Printed: Wednesday, February 28, 2018 11:18:16 Pacific Standard Time

Compound name: d3-N-MeFOSA
Response Factor: 0.150902
RRF SD: 0.0090526, Relative SD: 5.99901
Response type: Internal Std (Ref 62), Area * (IS Conc. / IS Area)
Curve type: RF

	#	Name	Type	Std. Conc	RT	Area	IS Area	Response	Conc.	%Dev	Conc. Flag	CoD	CoD Flag	x=excluded
1	1	180227M1_2	Standard	150.000	6.04	28572.682	15234.056	23.445	155.4	3.6	NO		NO	MM
2	2	180227M1_3	Standard	150.000	6.03	29262.326	16003.188	22.857	151.5	1.0	NO		NO	MM
3	3	180227M1_4	Standard	150.000	6.03	30996.006	15968.087	24.264	160.8	7.2	NO		NO	MM
4	4	180227M1_5	Standard	150.000	6.03	28178.717	14914.421	23.617	156.5	4.3	NO		NO	MM
5	5	180227M1_6	Standard	150.000	6.03	28356.631	16258.063	21.802	144.5	-3.7	NO		NO	bb
6	6	180227M1_7	Standard	150.000	6.03	25582.801	16306.176	19.611	130.0	-13.4	NO		NO	MM
7	7	180227M1_8	Standard	150.000	6.03	27206.578	15863.057	21.439	142.1	-5.3	NO		NO	MM
8	8	180227M1_9	Standard	150.000	6.03	25926.713	13769.287	23.537	156.0	4.0	NO		NO	MM
9	9	180227M1_10	Standard	150.000	6.03	25512.012	13826.850	23.064	152.8	1.9	NO		NO	MM
10	10	180227M1_11	Standard	150.000	6.03	24667.188	13572.711	22.718	150.5	0.4	NO		NO	MM

Compound name: 13C2-PFTeDA
Response Factor: 0.483802
RRF SD: 0.0625342, Relative SD: 12.9256
Response type: Internal Std (Ref 62), Area * (IS Conc. / IS Area)
Curve type: RF

	#	Name	Type	Std. Conc	RT	Area	IS Area	Response	Conc.	%Dev	Conc. Flag	CoD	CoD Flag	x=excluded
1	1	180227M1_2	Standard	12.500	6.29	6794.941	15234.056	5.575	11.5	-7.8	NO		NO	MM
2	2	180227M1_3	Standard	12.500	6.29	6965.842	16003.188	5.441	11.2	-10.0	NO		NO	MM
3	3	180227M1_4	Standard	12.500	6.28	7300.396	15968.087	5.715	11.8	-5.5	NO		NO	MM
4	4	180227M1_5	Standard	12.500	6.28	7174.022	14914.421	6.013	12.4	-0.6	NO		NO	MM
5	5	180227M1_6	Standard	12.500	6.28	7288.365	16258.063	5.604	11.6	-7.3	NO		NO	MM
6	6	180227M1_7	Standard	12.500	6.28	6893.246	16306.176	5.284	10.9	-12.6	NO		NO	MM
7	7	180227M1_8	Standard	12.500	6.28	7012.007	15863.057	5.525	11.4	-8.6	NO		NO	MM
8	8	180227M1_9	Standard	12.500	6.28	7390.643	13769.287	6.709	13.9	10.9	NO		NO	MM!
9	9	180227M1_10	Standard	12.500	6.28	7779.816	13826.850	7.033	14.5	16.3	NO		NO	MM
10	10	180227M1_11	Standard	12.500	6.28	8225.573	13572.711	7.575	15.7	25.3	NO		NO	bb

Dataset: F:\Projects\PFAS.PRO\Results\180227M1\180027M1-CRV.qld

Last Altered: Wednesday, February 28, 2018 11:15:07 Pacific Standard Time
Printed: Wednesday, February 28, 2018 11:18:16 Pacific Standard Time

Compound name: d5-N-ETFOSA
Response Factor: 0.214961
RRF SD: 0.0144314, Relative SD: 6.71347
Response type: Internal Std (Ref 62), Area * (IS Conc. / IS Area)
Curve type: RF

	#	Name	Type	Std. Conc	RT	Area	IS Area	Response	Conc.	%Dev	Conc. Flag	CoD	CoD Flag	x=excluded
1	1	180227M1_2	Standard	150.000	6.42	42081.684	15234.056	34.529	160.6	7.1	NO		NO	MM
2	2	180227M1_3	Standard	150.000	6.42	42509.617	16003.188	33.204	154.5	3.0	NO		NO	MM
3	3	180227M1_4	Standard	150.000	6.41	41733.316	15968.087	32.669	152.0	1.3	NO		NO	bb
4	4	180227M1_5	Standard	150.000	6.41	40164.898	14914.421	33.663	156.6	4.4	NO		NO	MM
5	5	180227M1_6	Standard	150.000	6.41	41638.094	16258.063	32.013	148.9	-0.7	NO		NO	MM
6	6	180227M1_7	Standard	150.000	6.41	39625.715	16306.176	30.376	141.3	-5.8	NO		NO	MM
7	7	180227M1_8	Standard	150.000	6.41	39659.684	15863.057	31.252	145.4	-3.1	NO		NO	MM
8	8	180227M1_9	Standard	150.000	6.41	38967.379	13769.287	35.375	164.6	9.7	NO		NO	MM
9	9	180227M1_10	Standard	150.000	6.42	34802.699	13826.850	31.463	146.4	-2.4	NO		NO	MM
10	10	180227M1_11	Standard	150.000	6.41	30291.289	13572.711	27.897	129.8	-13.5	NO		NO	MM

Compound name: 13C2-PFHxDA
Response Factor: 0.741197
RRF SD: 0.107139, Relative SD: 14.4548
Response type: Internal Std (Ref 62), Area * (IS Conc. / IS Area)
Curve type: RF

	#	Name	Type	Std. Conc	RT	Area	IS Area	Response	Conc.	%Dev	Conc. Flag	CoD	CoD Flag	x=excluded
1	1	180227M1_2	Standard	5.000	6.61	3790.550	15234.056	3.110	4.2	-16.1	NO		NO	MM
2	2	180227M1_3	Standard	5.000	6.61	4457.731	16003.188	3.482	4.7	-6.0	NO		NO	MM
3	3	180227M1_4	Standard	5.000	6.61	4437.522	15968.087	3.474	4.7	-6.3	NO		NO	bb
4	4	180227M1_5	Standard	5.000	6.61	4074.090	14914.421	3.415	4.6	-7.9	NO		NO	MM
5	5	180227M1_6	Standard	5.000	6.61	4304.283	16258.063	3.309	4.5	-10.7	NO		NO	bb
6	6	180227M1_7	Standard	5.000	6.61	4550.631	16306.176	3.488	4.7	-5.9	NO		NO	bb
7	7	180227M1_8	Standard	5.000	6.61	4600.111	15863.057	3.625	4.9	-2.2	NO		NO	MM
8	8	180227M1_9	Standard	5.000	6.61	4233.522	13769.287	3.843	5.2	3.7	NO		NO	MM
9	9	180227M1_10	Standard	5.000	6.61	5173.400	13826.850	4.677	6.3	26.2	NO		NO	MM
10	10	180227M1_11	Standard	5.000	6.61	5034.409	13572.711	4.637	6.3	25.1	NO		NO	MM

Dataset: F:\Projects\PFAS.PRO\Results\180227M1\180027M1-CRV.qld

Last Altered: Wednesday, February 28, 2018 11:15:07 Pacific Standard Time
Printed: Wednesday, February 28, 2018 11:18:16 Pacific Standard Time

Compound name: d7-N-MeFOSE
Response Factor: 0.186262
RRF SD: 0.0138024, Relative SD: 7.41019
Response type: Internal Std (Ref 62), Area * (IS Conc. / IS Area)
Curve type: RF

	#	Name	Type	Std. Conc	RT	Area	IS Area	Response	Conc.	%Dev	Conc. Flag	CoD	CoD Flag	x=excluded
1	1	180227M1_2	Standard	150.000	6.52	36896.480	15234.056	30.275	162.5	8.4	NO		NO	MM
2	2	180227M1_3	Standard	150.000	6.51	38795.688	16003.188	30.303	162.7	8.5	NO		NO	MM
3	3	180227M1_4	Standard	150.000	6.51	36674.637	15968.087	28.709	154.1	2.8	NO		NO	MM
4	4	180227M1_5	Standard	150.000	6.51	31031.521	14914.421	26.008	139.6	-6.9	NO		NO	MM
5	5	180227M1_6	Standard	150.000	6.51	32074.934	16258.063	24.661	132.4	-11.7	NO		NO	MM
6	6	180227M1_7	Standard	150.000	6.51	35391.883	16306.176	27.131	145.7	-2.9	NO		NO	MM
7	7	180227M1_8	Standard	150.000	6.51	35410.574	15863.057	27.903	149.8	-0.1	NO		NO	MM
8	8	180227M1_9	Standard	150.000	6.51	32296.320	13769.287	29.319	157.4	4.9	NO		NO	MM
9	9	180227M1_10	Standard	150.000	6.51	32887.648	13826.850	29.732	159.6	6.4	NO		NO	MM
10	10	180227M1_11	Standard	150.000	6.51	27527.945	13572.711	25.352	136.1	-9.3	NO		NO	MM

Compound name: d9-N-EtFOSE
Response Factor: 0.159211
RRF SD: 0.0130345, Relative SD: 8.18697
Response type: Internal Std (Ref 62), Area * (IS Conc. / IS Area)
Curve type: RF

	#	Name	Type	Std. Conc	RT	Area	IS Area	Response	Conc.	%Dev	Conc. Flag	CoD	CoD Flag	x=excluded
1	1	180227M1_2	Standard	150.000	6.66	29576.838	15234.056	24.269	152.4	1.6	NO		NO	MM
2	2	180227M1_3	Standard	150.000	6.66	32666.223	16003.188	25.515	160.3	6.8	NO		NO	MM
3	3	180227M1_4	Standard	150.000	6.66	26922.959	15968.087	21.076	132.4	-11.7	NO		NO	MM
4	4	180227M1_5	Standard	150.000	6.65	29601.598	14914.421	24.810	155.8	3.9	NO		NO	MM
5	5	180227M1_6	Standard	150.000	6.65	28827.805	16258.063	22.164	139.2	-7.2	NO		NO	MM
6	6	180227M1_7	Standard	150.000	6.65	29622.775	16306.176	22.708	142.6	-4.9	NO		NO	MM
7	7	180227M1_8	Standard	150.000	6.65	26987.734	15863.057	21.266	133.6	-11.0	NO		NO	MM
8	8	180227M1_9	Standard	150.000	6.66	29490.340	13769.287	26.772	168.2	12.1	NO		NO	MM
9	9	180227M1_10	Standard	150.000	6.65	28192.508	13826.850	25.487	160.1	6.7	NO		NO	MM
10	10	180227M1_11	Standard	150.000	6.65	26873.332	13572.711	24.749	155.5	3.6	NO		NO	MM

Vista Analytical Laboratory

Dataset: F:\Projects\PFAS.PRO\Results\180227M1\180027M1-CRV.qld

Last Altered: Wednesday, February 28, 2018 11:15:07 Pacific Standard Time
Printed: Wednesday, February 28, 2018 11:18:16 Pacific Standard Time

Compound name: 13C4-PFBA
Response Factor: 1
RRF SD: 9.79125e-017, Relative SD: 9.79125e-015
Response type: Internal Std (Ref 55), Area * (IS Conc. / IS Area)
Curve type: RF

	#	Name	Type	Std. Conc	RT	Area	IS Area	Response	Conc.	%Dev	Conc. Flag	CoD	CoD Flag	x=excluded
1	1	180227M1_2	Standard	12.500	1.55	14955.334	14955.334	12.500	12.5	0.0	NO		NO	bb
2	2	180227M1_3	Standard	12.500	1.55	15070.472	15070.472	12.500	12.5	0.0	NO		NO	bb
3	3	180227M1_4	Standard	12.500	1.54	15698.706	15698.706	12.500	12.5	0.0	NO		NO	MM
4	4	180227M1_5	Standard	12.500	1.54	14967.670	14967.670	12.500	12.5	0.0	NO		NO	MM
5	5	180227M1_6	Standard	12.500	1.54	15213.537	15213.537	12.500	12.5	0.0	NO		NO	bb
6	6	180227M1_7	Standard	12.500	1.54	14943.754	14943.754	12.500	12.5	0.0	NO		NO	bb
7	7	180227M1_8	Standard	12.500	1.54	15030.710	15030.710	12.500	12.5	0.0	NO		NO	bb
8	8	180227M1_9	Standard	12.500	1.54	14595.577	14595.577	12.500	12.5	0.0	NO		NO	bb
9	9	180227M1_10	Standard	12.500	1.54	14273.360	14273.360	12.500	12.5	0.0	NO		NO	bb
10	10	180227M1_11	Standard	12.500	1.54	13625.888	13625.888	12.500	12.5	0.0	NO		NO	MM

Compound name: 13C5-PFHxA
Response Factor: 1
RRF SD: 7.40149e-017, Relative SD: 7.40149e-015
Response type: Internal Std (Ref 56), Area * (IS Conc. / IS Area)
Curve type: RF

	#	Name	Type	Std. Conc	RT	Area	IS Area	Response	Conc.	%Dev	Conc. Flag	CoD	CoD Flag	x=excluded
1	1	180227M1_2	Standard	12.500	3.28	14775.564	14775.564	12.500	12.5	0.0	NO		NO	MM
2	2	180227M1_3	Standard	12.500	3.27	17782.404	17782.404	12.500	12.5	0.0	NO		NO	MM
3	3	180227M1_4	Standard	12.500	3.27	16995.340	16995.340	12.500	12.5	0.0	NO		NO	MM
4	4	180227M1_5	Standard	12.500	3.26	14868.946	14868.946	12.500	12.5	0.0	NO		NO	MM
5	5	180227M1_6	Standard	12.500	3.26	16385.635	16385.635	12.500	12.5	0.0	NO		NO	MM
6	6	180227M1_7	Standard	12.500	3.26	15547.642	15547.642	12.500	12.5	0.0	NO		NO	MM
7	7	180227M1_8	Standard	12.500	3.26	16332.258	16332.258	12.500	12.5	0.0	NO		NO	MM
8	8	180227M1_9	Standard	12.500	3.26	14929.529	14929.529	12.500	12.5	0.0	NO		NO	MM
9	9	180227M1_10	Standard	12.500	3.26	13428.792	13428.792	12.500	12.5	0.0	NO		NO	MM
10	10	180227M1_11	Standard	12.500	3.26	12464.763	12464.763	12.500	12.5	0.0	NO		NO	MM

Dataset: F:\Projects\PFAS.PRO\Results\180227M1\180027M1-CRV.qld

Last Altered: Wednesday, February 28, 2018 11:15:07 Pacific Standard Time
Printed: Wednesday, February 28, 2018 11:18:16 Pacific Standard Time

Compound name: 13C3-PFHxS
Response Factor: 1
RRF SD: 7.40149e-017, Relative SD: 7.40149e-015
Response type: Internal Std (Ref 57), Area * (IS Conc. / IS Area)
Curve type: RF

	#	Name	Type	Std. Conc	RT	Area	IS Area	Response	Conc.	%Dev	Conc. Flag	CoD	CoD Flag	x=excluded
1	1	180227M1_2	Standard	12.500	4.04	4563.581	4563.581	12.500	12.5	0.0	NO		NO	bb
2	2	180227M1_3	Standard	12.500	4.03	3777.150	3777.150	12.500	12.5	0.0	NO		NO	MM
3	3	180227M1_4	Standard	12.500	4.03	3911.015	3911.015	12.500	12.5	0.0	NO		NO	bb
4	4	180227M1_5	Standard	12.500	4.03	3947.558	3947.558	12.500	12.5	0.0	NO		NO	bb
5	5	180227M1_6	Standard	12.500	4.03	3997.585	3997.585	12.500	12.5	0.0	NO		NO	bb
6	6	180227M1_7	Standard	12.500	4.03	4090.132	4090.132	12.500	12.5	0.0	NO		NO	bb
7	7	180227M1_8	Standard	12.500	4.03	4196.691	4196.691	12.500	12.5	0.0	NO		NO	bb
8	8	180227M1_9	Standard	12.500	4.03	3876.215	3876.215	12.500	12.5	0.0	NO		NO	bb
9	9	180227M1_10	Standard	12.500	4.03	3489.526	3489.526	12.500	12.5	0.0	NO		NO	bb
10	10	180227M1_11	Standard	12.500	4.03	3064.422	3064.422	12.500	12.5	0.0	NO		NO	bb

Compound name: 13C8-PFOA
Response Factor: 1
RRF SD: 7.40149e-017, Relative SD: 7.40149e-015
Response type: Internal Std (Ref 58), Area * (IS Conc. / IS Area)
Curve type: RF

	#	Name	Type	Std. Conc	RT	Area	IS Area	Response	Conc.	%Dev	Conc. Flag	CoD	CoD Flag	x=excluded
1	1	180227M1_2	Standard	12.500	4.42	8554.903	8554.903	12.500	12.5	0.0	NO		NO	MM
2	2	180227M1_3	Standard	12.500	4.41	9314.739	9314.739	12.500	12.5	0.0	NO		NO	MM
3	3	180227M1_4	Standard	12.500	4.41	9588.793	9588.793	12.500	12.5	0.0	NO		NO	MM
4	4	180227M1_5	Standard	12.500	4.40	9816.284	9816.284	12.500	12.5	0.0	NO		NO	MM
5	5	180227M1_6	Standard	12.500	4.40	9264.963	9264.963	12.500	12.5	0.0	NO		NO	MM
6	6	180227M1_7	Standard	12.500	4.40	9951.991	9951.991	12.500	12.5	0.0	NO		NO	bb
7	7	180227M1_8	Standard	12.500	4.40	10042.869	10042.869	12.500	12.5	0.0	NO		NO	bb
8	8	180227M1_9	Standard	12.500	4.40	10139.244	10139.244	12.500	12.5	0.0	NO		NO	bb
9	9	180227M1_10	Standard	12.500	4.40	10184.008	10184.008	12.500	12.5	0.0	NO		NO	bd
10	10	180227M1_11	Standard	12.500	4.40	8481.604	8481.604	12.500	12.5	0.0	NO		NO	bb

Vista Analytical Laboratory

Dataset: F:\Projects\PFAS.PRO\Results\180227M1\180027M1-CRV.qld

Last Altered: Wednesday, February 28, 2018 11:15:07 Pacific Standard Time
Printed: Wednesday, February 28, 2018 11:18:16 Pacific Standard Time

Compound name: 13C9-PFNA
Response Factor: 1
RRF SD: 8.27511e-017, Relative SD: 8.27511e-015
Response type: Internal Std (Ref 59), Area * (IS Conc. / IS Area)
Curve type: RF

	#	Name	Type	Std. Conc	RT	Area	IS Area	Response	Conc.	%Dev	Conc. Flag	CoD	CoD Flag	x=excluded
1	1	180227M1_2	Standard	12.500	4.85	14653.332	14653.332	12.500	12.5	0.0	NO		NO	MM
2	2	180227M1_3	Standard	12.500	4.84	17596.773	17596.773	12.500	12.5	0.0	NO		NO	MM
3	3	180227M1_4	Standard	12.500	4.84	15916.615	15916.615	12.500	12.5	0.0	NO		NO	MM
4	4	180227M1_5	Standard	12.500	4.83	14115.383	14115.383	12.500	12.5	0.0	NO		NO	bb
5	5	180227M1_6	Standard	12.500	4.84	14163.941	14163.941	12.500	12.5	0.0	NO		NO	MM
6	6	180227M1_7	Standard	12.500	4.84	16194.510	16194.510	12.500	12.5	0.0	NO		NO	MM
7	7	180227M1_8	Standard	12.500	4.84	13730.620	13730.620	12.500	12.5	0.0	NO		NO	bb
8	8	180227M1_9	Standard	12.500	4.84	14812.340	14812.340	12.500	12.5	0.0	NO		NO	bd
9	9	180227M1_10	Standard	12.500	4.84	13798.304	13798.304	12.500	12.5	0.0	NO		NO	bd
10	10	180227M1_11	Standard	12.500	4.84	12689.057	12689.057	12.500	12.5	0.0	NO		NO	MM

Compound name: 13C4-PFOS
Response Factor: 1
RRF SD: 3.70074e-017, Relative SD: 3.70074e-015
Response type: Internal Std (Ref 60), Area * (IS Conc. / IS Area)
Curve type: RF

	#	Name	Type	Std. Conc	RT	Area	IS Area	Response	Conc.	%Dev	Conc. Flag	CoD	CoD Flag	x=excluded
1	1	180227M1_2	Standard	12.500	4.93	3947.258	3947.258	12.500	12.5	0.0	NO		NO	bb
2	2	180227M1_3	Standard	12.500	4.92	4228.542	4228.542	12.500	12.5	0.0	NO		NO	bb
3	3	180227M1_4	Standard	12.500	4.92	4010.454	4010.454	12.500	12.5	0.0	NO		NO	MM
4	4	180227M1_5	Standard	12.500	4.92	4195.382	4195.382	12.500	12.5	0.0	NO		NO	bb
5	5	180227M1_6	Standard	12.500	4.92	3504.775	3504.775	12.500	12.5	0.0	NO		NO	MM
6	6	180227M1_7	Standard	12.500	4.92	3558.898	3558.898	12.500	12.5	0.0	NO		NO	MM
7	7	180227M1_8	Standard	12.500	4.92	3526.735	3526.735	12.500	12.5	0.0	NO		NO	MM
8	8	180227M1_9	Standard	12.500	4.92	4197.047	4197.047	12.500	12.5	0.0	NO		NO	bb
9	9	180227M1_10	Standard	12.500	4.92	2657.678	2657.678	12.500	12.5	0.0	NO		NO	MM
10	10	180227M1_11	Standard	12.500	4.92	3012.660	3012.660	12.500	12.5	0.0	NO		NO	bb

Dataset: F:\Projects\PFAS.PRO\Results\180227M1\180027M1-CRV.qld

Last Altered: Wednesday, February 28, 2018 11:15:07 Pacific Standard Time
Printed: Wednesday, February 28, 2018 11:18:16 Pacific Standard Time

Compound name: 13C6-PFDA
Response Factor: 1
RRF SD: 1.04673e-016, Relative SD: 1.04673e-014
Response type: Internal Std (Ref 61), Area * (IS Conc. / IS Area)
Curve type: RF

	#	Name	Type	Std. Conc	RT	Area	IS Area	Response	Conc.	%Dev	Conc. Flag	CoD	CoD Flag	x=excluded
1	1	180227M1_2	Standard	12.500	5.22	12081.235	12081.235	12.500	12.5	0.0	NO		NO	MM
2	2	180227M1_3	Standard	12.500	5.21	15654.240	15654.240	12.500	12.5	0.0	NO		NO	bb
3	3	180227M1_4	Standard	12.500	5.21	14781.490	14781.490	12.500	12.5	0.0	NO		NO	MM
4	4	180227M1_5	Standard	12.500	5.21	13488.919	13488.919	12.500	12.5	0.0	NO		NO	MM
5	5	180227M1_6	Standard	12.500	5.21	14105.833	14105.833	12.500	12.5	0.0	NO		NO	MM
6	6	180227M1_7	Standard	12.500	5.21	14147.228	14147.228	12.500	12.5	0.0	NO		NO	bb
7	7	180227M1_8	Standard	12.500	5.21	15800.161	15800.161	12.500	12.5	0.0	NO		NO	MM
8	8	180227M1_9	Standard	12.500	5.21	13890.076	13890.076	12.500	12.5	0.0	NO		NO	bb
9	9	180227M1_10	Standard	12.500	5.21	12082.181	12082.181	12.500	12.5	0.0	NO		NO	MM
10	10	180227M1_11	Standard	12.500	5.21	11705.745	11705.745	12.500	12.5	0.0	NO		NO	MM

Compound name: 13C7-PFUdA
Response Factor: 1
RRF SD: 9.79125e-017, Relative SD: 9.79125e-015
Response type: Internal Std (Ref 62), Area * (IS Conc. / IS Area)
Curve type: RF

	#	Name	Type	Std. Conc	RT	Area	IS Area	Response	Conc.	%Dev	Conc. Flag	CoD	CoD Flag	x=excluded
1	1	180227M1_2	Standard	12.500	5.54	15234.056	15234.056	12.500	12.5	0.0	NO		NO	bb
2	2	180227M1_3	Standard	12.500	5.54	16003.188	16003.188	12.500	12.5	0.0	NO		NO	MM
3	3	180227M1_4	Standard	12.500	5.54	15968.087	15968.087	12.500	12.5	0.0	NO		NO	bb
4	4	180227M1_5	Standard	12.500	5.53	14914.421	14914.421	12.500	12.5	0.0	NO		NO	bb
5	5	180227M1_6	Standard	12.500	5.54	16258.063	16258.063	12.500	12.5	0.0	NO		NO	MM
6	6	180227M1_7	Standard	12.500	5.53	16306.176	16306.176	12.500	12.5	0.0	NO		NO	bb
7	7	180227M1_8	Standard	12.500	5.54	15863.057	15863.057	12.500	12.5	0.0	NO		NO	MM
8	8	180227M1_9	Standard	12.500	5.53	13769.287	13769.287	12.500	12.5	0.0	NO		NO	MM
9	9	180227M1_10	Standard	12.500	5.54	13826.850	13826.850	12.500	12.5	0.0	NO		NO	bb
10	10	180227M1_11	Standard	12.500	5.53	13572.711	13572.711	12.500	12.5	0.0	NO		NO	MM

Vista Analytical Laboratory

Dataset: F:\Projects\PFAS.PRO\Results\180227M1\180027M1-CRV.qld

Last Altered: Wednesday, February 28, 2018 11:15:07 Pacific Standard Time
Printed: Wednesday, February 28, 2018 11:18:16 Pacific Standard Time

Method: F:\Projects\PFAS.PRO\MethDB\PFAS_FULL_80C_022718.mdb 28 Feb 2018 09:22:07
Calibration: F:\Projects\PFAS.PRO\CurveDB\C18_VAL-PFAS_Q4_02-27-18-FULL.cdb 28 Feb 2018 11:15:07

Name: 180227M1_2, Date: 27-Feb-2018, Time: 19:30:40, ID: ST180227M1-1 PFC CS-2 18B2312, Description: PFC CS-2 18B2312

	#	Name	IS#	CoD	CoD Flag	%RSD
1	1	PFBA	34	0.9999	NO	
2	2	PFPeA	35	0.9998	NO	
3	3	PFBS	36	0.9996	NO	
4	4	4:2 FTS	36	0.9986	NO	
5	5	PFHxA	37	0.9986	NO	
6	6	PFPeS	36	0.9994	NO	
7	7	PFHpA	38	0.9987	NO	
8	8	L-PFHxS	39	0.9984	NO	
9	10	6:2 FTS	40	0.9996	NO	
10	11	L-PFOA	40	0.9995	NO	
11	13	PFHpS	40	0.9989	NO	
12	14	PFNA	41	0.9975	NO	
13	15	PFOSA	42	0.9988	NO	
14	16	L-PFOS	43	0.9990	NO	
15	18	PFDA	44	0.9997	NO	
16	19	8:2 FTS	40	0.9938	NO	
17	20	PFNS	43	0.9995	NO	
18	21	N-MeFOSAA	45	0.9974	NO	
19	22	N-EtFOSAA	46	0.9995	NO	
20	23	PFUdA	47	0.9977	NO	
21	24	PFDS	47	0.9989	NO	
22	25	PFDoA	48	0.9995	NO	
23	26	N-MeFOSA	49	0.9963	NO	
24	27	PFTrDA	48	0.9930	NO	
25	28	PFTeDA	50	0.9985	NO	
26	29	N-EtFOSA	51	0.9997	NO	
27	30	PFHxDA	52	0.9953	NO	
28	31	PFODA	52	0.9963	NO	
29	32	N-MeFOSE	53	0.9956	NO	
30	33	N-EtFOSE	54	0.9996	NO	
31	34	13C3-PFBA	55		NO	2.303

Dataset: F:\Projects\PFAS.PRO\Results\180227M1\180027M1-CRV.qld

Last Altered: Wednesday, February 28, 2018 11:15:07 Pacific Standard Time
Printed: Wednesday, February 28, 2018 11:18:16 Pacific Standard Time

Name: 180227M1_2, Date: 27-Feb-2018, Time: 19:30:40, ID: ST180227M1-1 PFC CS-2 18B2312, Description: PFC CS-2 18B2312

	#	Name	IS#	CoD	CoD Flag	%RSD
32	35	13C3-PFPeA	56		NO	5.279
33	36	13C3-PFBS	56		NO	7.484
34	37	13C2-PFHxA	56		NO	7.658
35	38	13C4-PFHpA	56		NO	6.709
36	39	18O2-PFHxS	57		NO	8.938
37	40	13C2-PFOA	58		NO	6.201
38	41	13C5-PFNA	59		NO	7.696
39	42	13C8-PFOSA	62		NO	11.162
40	43	13C8-PFOS	60		NO	9.565
41	44	13C2-PFDA	61		NO	6.895
42	45	d3-N-MeFOSAA	62		NO	10.527
43	46	d5-N-EtFOSAA	62		NO	8.020
44	47	13C2-PFUdA	62		NO	9.413
45	48	13C2-PFDoA	62		NO	8.523
46	49	d3-N-MeFOSA	62		NO	5.999
47	50	13C2-PFTeDA	62		NO	12.926
48	51	d5-N-ETFOSA	62		NO	6.713
49	52	13C2-PFHxDA	62		NO	14.455
50	53	d7-N-MeFOSE	62		NO	7.410
51	54	d9-N-EtFOSE	62		NO	8.187
52	55	13C4-PFBA	55		NO	0.000
53	56	13C5-PFHxA	56		NO	0.000
54	57	13C3-PFHxS	57		NO	0.000
55	58	13C8-PFOA	58		NO	0.000
56	59	13C9-PFNA	59		NO	0.000
57	60	13C4-PFOS	60		NO	0.000
58	61	13C6-PFDA	61		NO	0.000
59	62	13C7-PFUdA	62		NO	0.000

Vista Analytical Laboratory

Dataset: Untitled

Last Altered: Wednesday, February 28, 2018 12:01:26 Pacific Standard Time
Printed: Wednesday, February 28, 2018 12:01:42 Pacific Standard Time

Method: F:\Projects\PFAS.PRO\MethDB\PFAS_FULL_80C_022718.mdb 28 Feb 2018 09:22:07
Calibration: F:\Projects\PFAS.PRO\CurveDB\C18_VAL-PFAS_Q4_02-27-18-FULL.cdb 28 Feb 2018 11:20:16

Compound name: PFBA

	Name	ID	Acq.Date	Acq.Time
1	180227M1_1	IPA	27-Feb-18	19:19:16
2	180227M1_2	ST180227M1-1 PFC CS-2 18B2312	27-Feb-18	19:30:40
3	180227M1_3	ST180227M1-2 PFC CS-1 18B2313	27-Feb-18	19:42:07
4	180227M1_4	ST180227M1-3 PFC CS0 18B2314	27-Feb-18	19:53:34
5	180227M1_5	ST180227M1-4 PFC CS1 18B2315	27-Feb-18	20:05:03
6	180227M1_6	ST180227M1-5 PFC CS2 18B2316	27-Feb-18	20:16:34
7	180227M1_7	ST180227M1-6 PFC CS3 18B2317	27-Feb-18	20:28:00
8	180227M1_8	ST180227M1-7 PFC CS4 18B2318	27-Feb-18	20:39:30
9	180227M1_9	ST180227M1-8 PFC CS5 18B2319	27-Feb-18	20:51:00
10	180227M1_10	ST180227M1-9 PFC CS6 18B2320	27-Feb-18	21:02:27
11	180227M1_11	ST180227M1-10 PFC CS7 18B2321	27-Feb-18	21:13:56
12	180227M1_12	IPA	27-Feb-18	21:25:26
13	180227M1_13	ICV180227M1-1 PFC ICV 18B2311	27-Feb-18	21:36:56
14	180227M1_14	IPA	27-Feb-18	21:48:26

Dataset: F:\Projects\PFAS.PRO\Results\180227M1\180027M1-CRV.qld

Last Altered: Wednesday, February 28, 2018 11:20:16 Pacific Standard Time
Printed: Wednesday, February 28, 2018 11:20:36 Pacific Standard Time

Method: F:\Projects\PFAS.PRO\MethDB\PFAS_FULL_80C_022718.mdb 28 Feb 2018 09:22:07
Calibration: F:\Projects\PFAS.PRO\CurveDB\C18_VAL-PFAS_Q4_02-27-18-FULL.cdb 28 Feb 2018 11:20:16

Compound name: PFBA
Correlation coefficient: r = 0.999933, r^2 = 0.999866
Calibration curve: 1.15034 * x + -0.0290428
Response type: Internal Std (Ref 34), Area * (IS Conc. / IS Area)
Curve type: Linear, Origin: Include, Weighting: 1/x, Axis trans: None

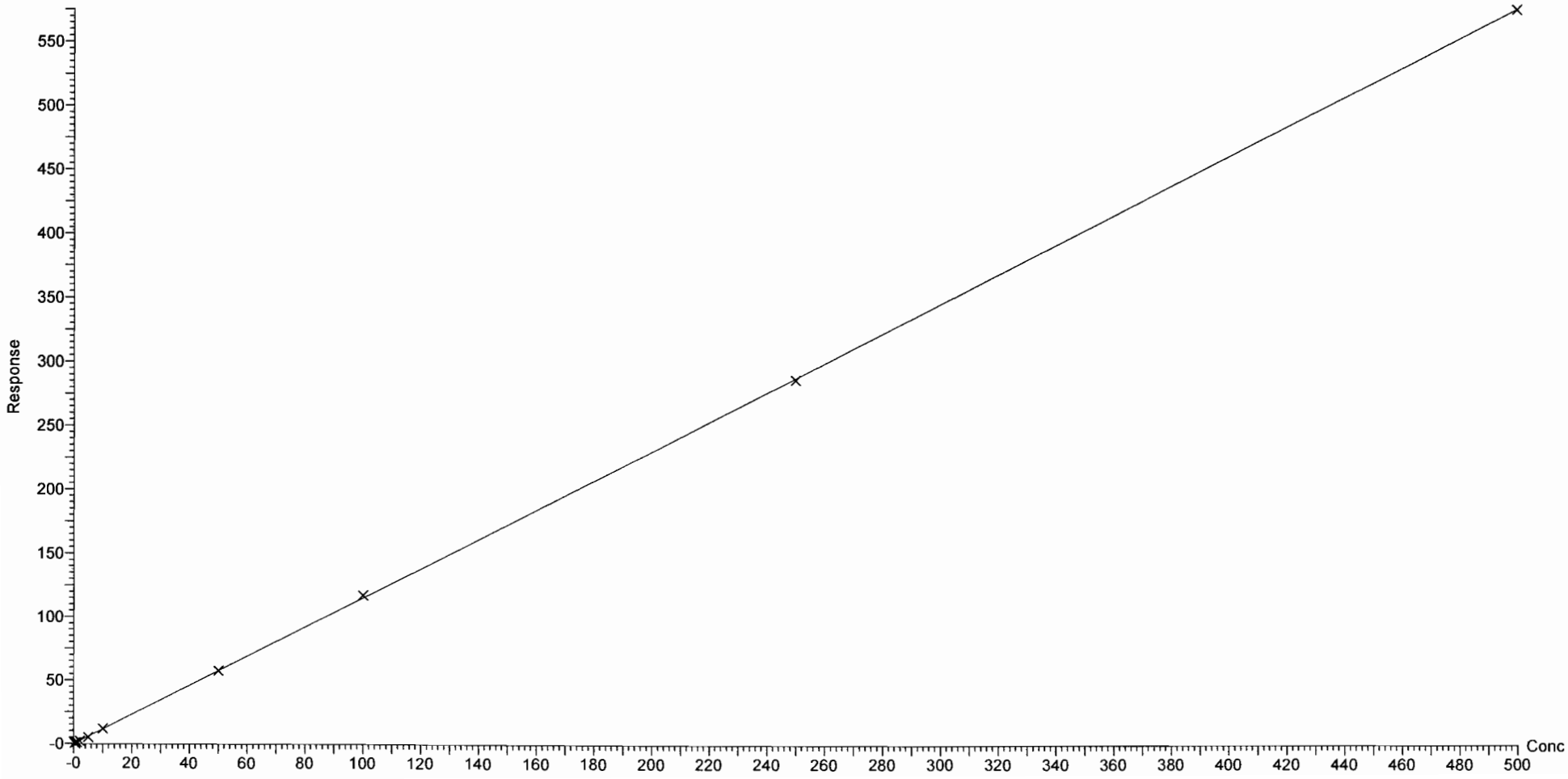

Dataset: F:\Projects\PFAS.PRO\Results\180227M1\180027M1-CRV.qld

Last Altered: Wednesday, February 28, 2018 11:20:16 Pacific Standard Time
Printed: Wednesday, February 28, 2018 11:20:36 Pacific Standard Time

Compound name: PFPeA
Correlation coefficient: r = 0.999876, r^2 = 0.999752
Calibration curve: 0.949924 * x + -0.0302954
Response type: Internal Std (Ref 35), Area * (IS Conc. / IS Area)
Curve type: Linear, Origin: Exclude, Weighting: 1/x, Axis trans: None

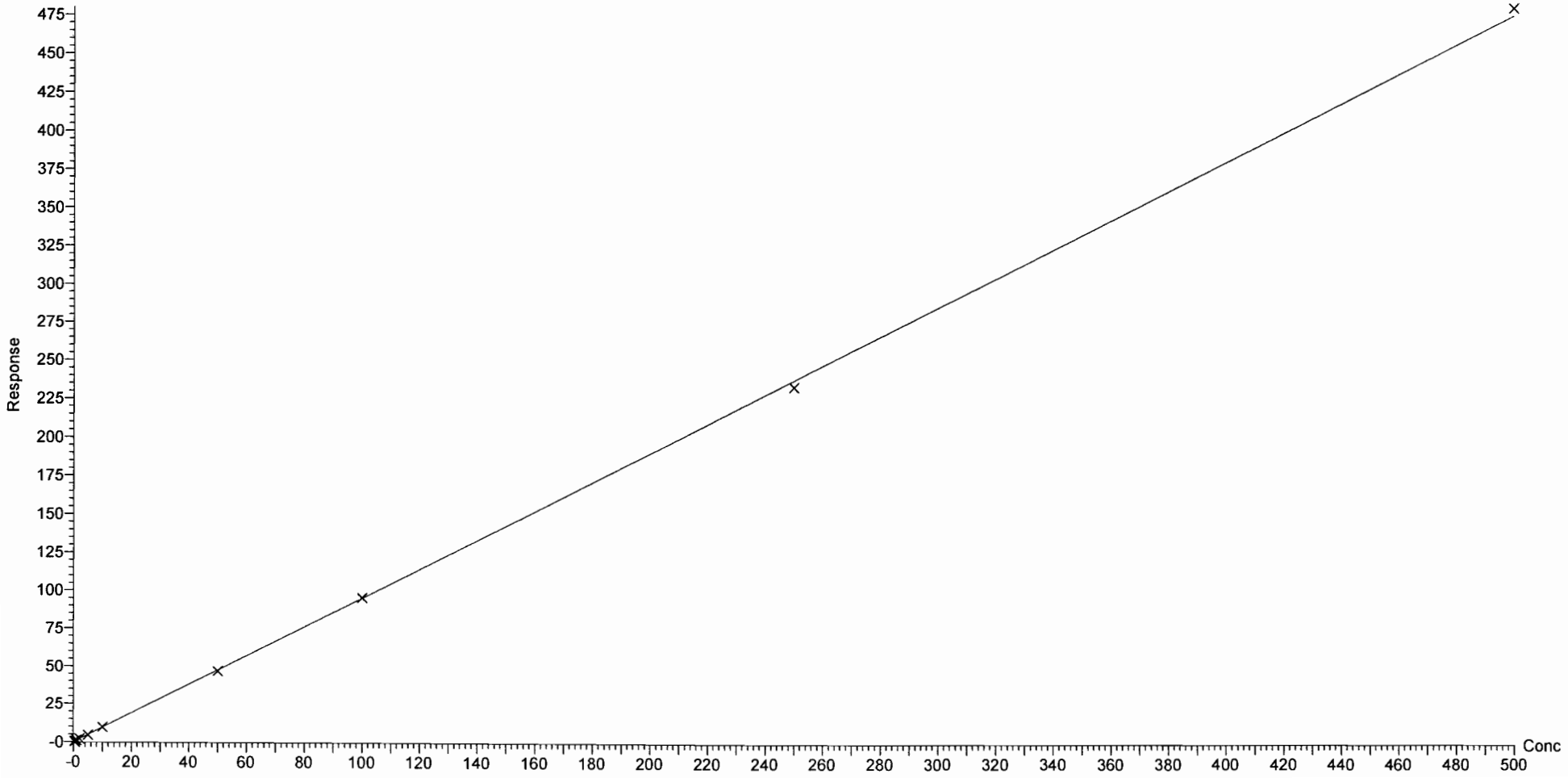

Dataset: F:\Projects\PFAS.PRO\Results\180227M1\180027M1-CRV.qld

Last Altered: Wednesday, February 28, 2018 11:20:16 Pacific Standard Time
Printed: Wednesday, February 28, 2018 11:20:36 Pacific Standard Time

Compound name: PFBS
Coefficient of Determination: R^2 = 0.999617
Calibration curve: -2.96879e-005 * x^2 + 1.76027 * x + 0.0179787
Response type: Internal Std (Ref 36), Area * (IS Conc. / IS Area)
Curve type: 2nd Order, Origin: Exclude, Weighting: 1/x, Axis trans: None

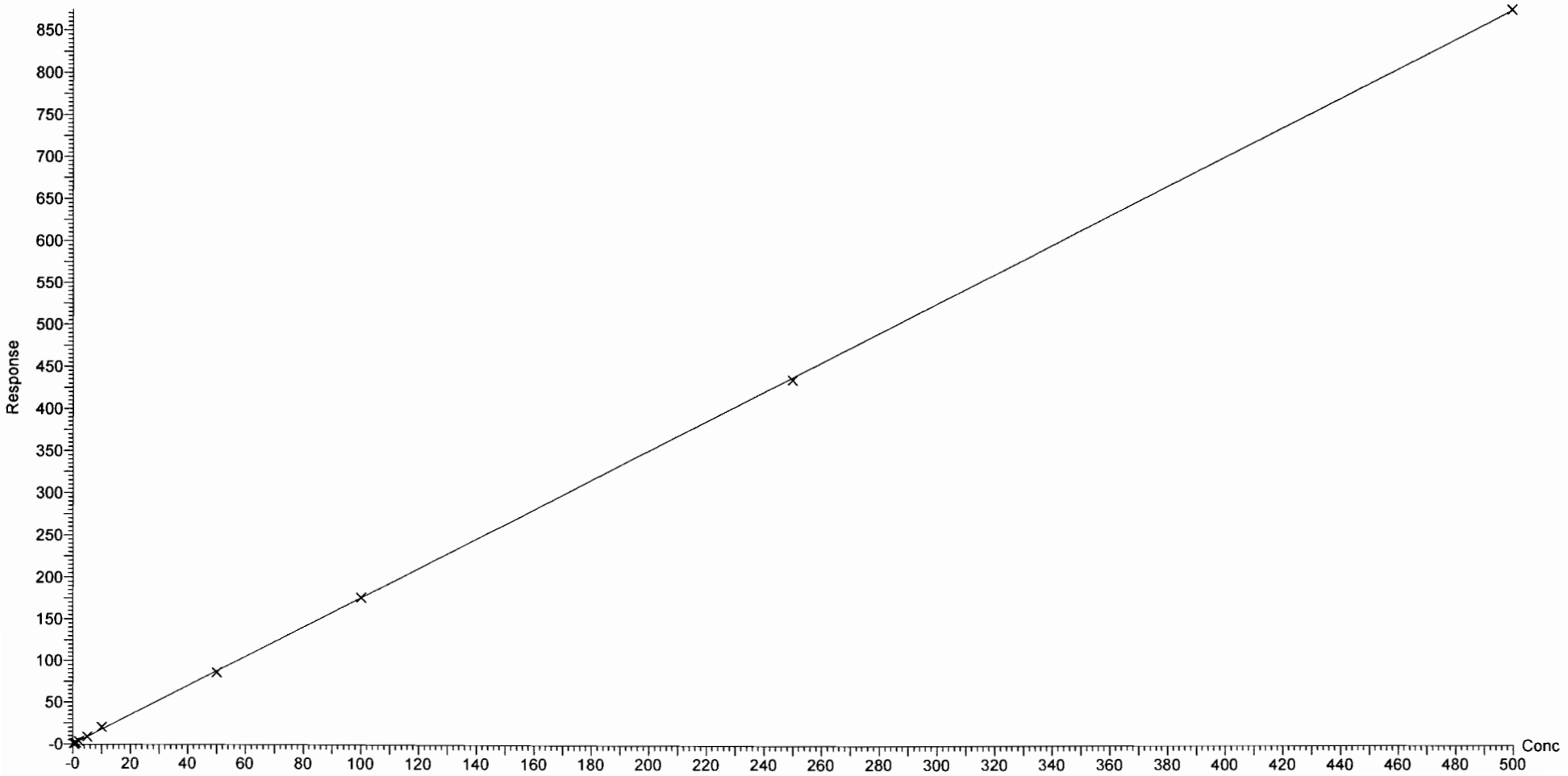

Dataset: F:\Projects\PFAS.PRO\Results\180227M1\180027M1-CRV.qld

Last Altered: Wednesday, February 28, 2018 11:20:16 Pacific Standard Time
Printed: Wednesday, February 28, 2018 11:20:36 Pacific Standard Time

Compound name: 4:2 FTS
Coefficient of Determination: R^2 = 0.998646
Calibration curve: -0.000324236 * x^2 + 1.32959 * x + -0.00403186
Response type: Internal Std (Ref 36), Area * (IS Conc. / IS Area)
Curve type: 2nd Order, Origin: Exclude, Weighting: 1/x, Axis trans: None

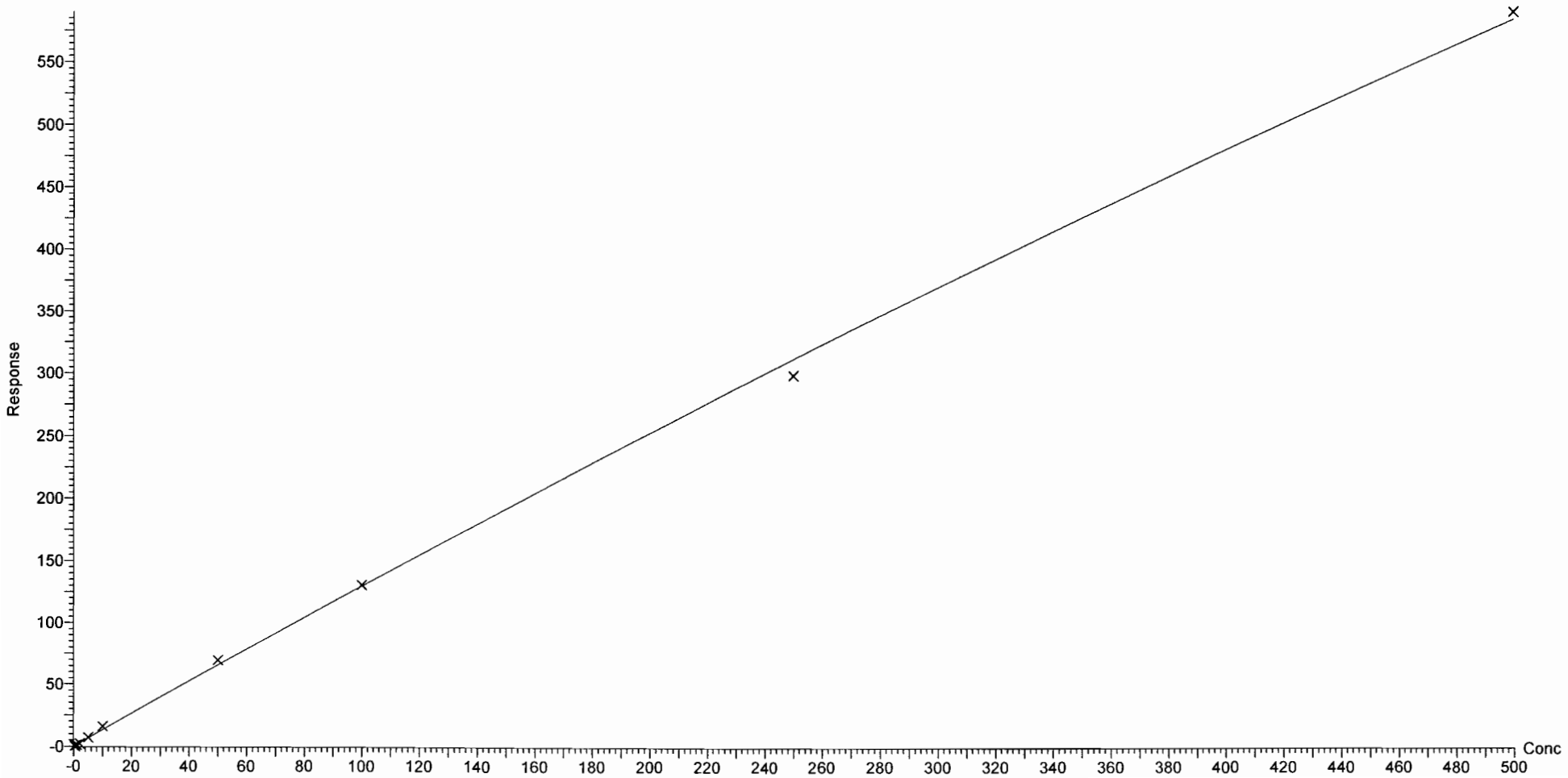

Dataset: F:\Projects\PFAS.PRO\Results\180227M1\180027M1-CRV.qld

Last Altered: Wednesday, February 28, 2018 11:20:16 Pacific Standard Time
Printed: Wednesday, February 28, 2018 11:20:36 Pacific Standard Time

Compound name: PFHxA
Coefficient of Determination: R^2 = 0.998604
Calibration curve: -0.000561868 * x^2 + 1.54876 * x + 0.0349887
Response type: Internal Std (Ref 37), Area * (IS Conc. / IS Area)
Curve type: 2nd Order, Origin: Include, Weighting: 1/x, Axis trans: None

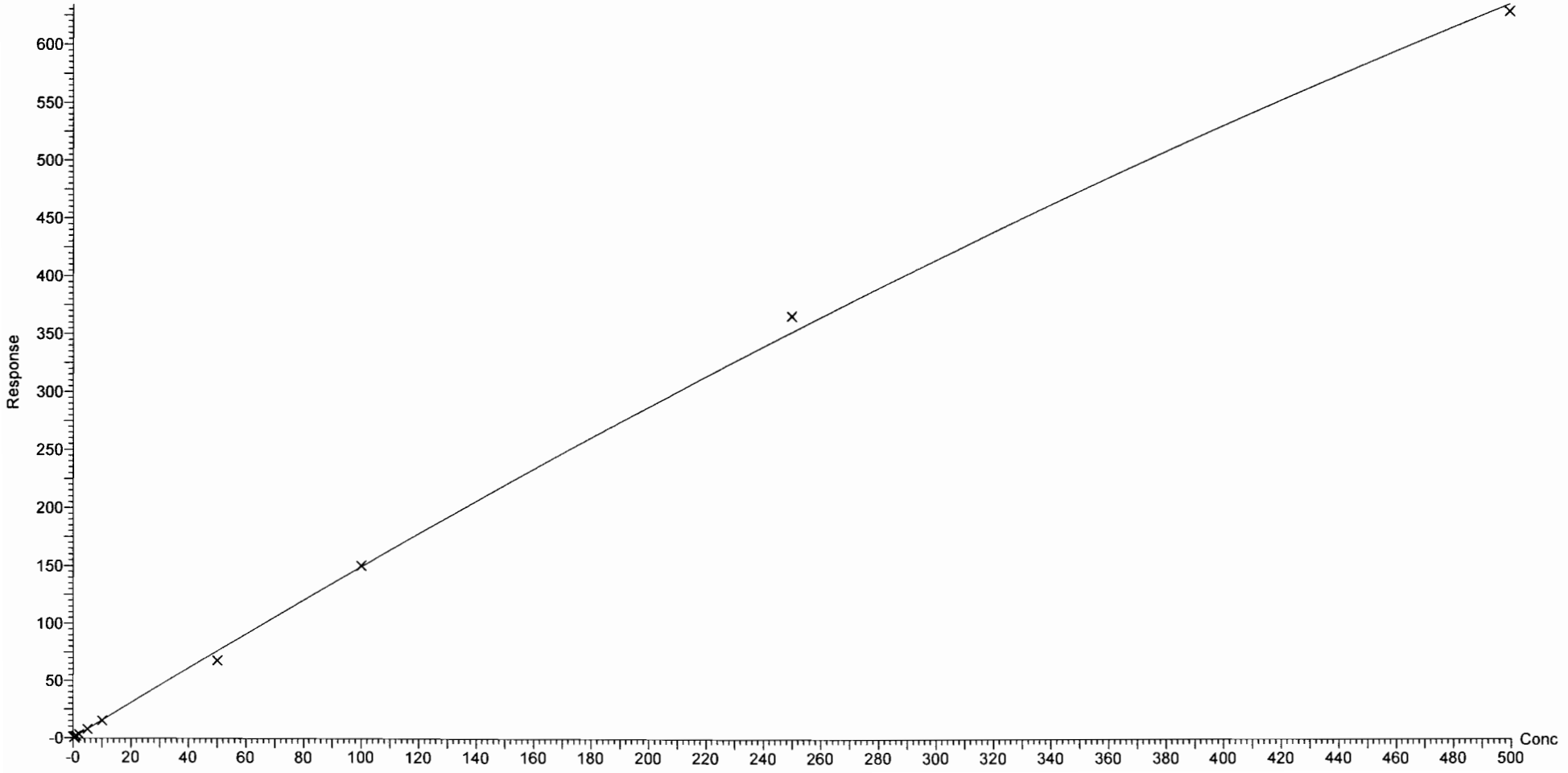

Dataset: F:\Projects\PFAS.PRO\Results\180227M1\180027M1-CRV.qld

Last Altered: Wednesday, February 28, 2018 11:20:16 Pacific Standard Time
Printed: Wednesday, February 28, 2018 11:20:36 Pacific Standard Time

Compound name: PFPeS
Correlation coefficient: r = 0.999698, r^2 = 0.999397
Calibration curve: 1.75591 * x + 0.0468912
Response type: Internal Std (Ref 36), Area * (IS Conc. / IS Area)
Curve type: Linear, Origin: Exclude, Weighting: 1/x, Axis trans: None

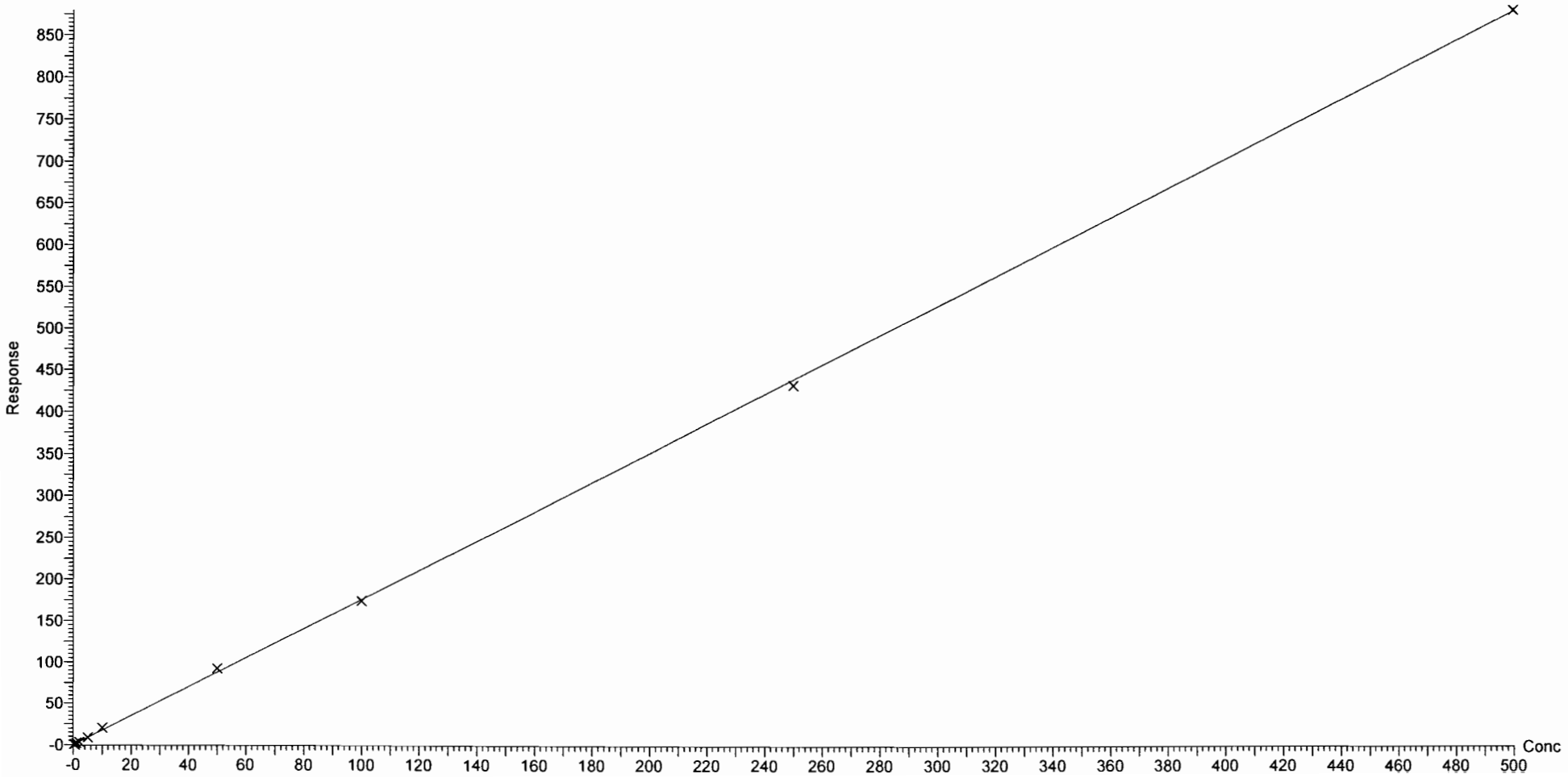

Dataset: F:\Projects\PFAS.PRO\Results\180227M1\180027M1-CRV.qld

Last Altered: Wednesday, February 28, 2018 11:20:16 Pacific Standard Time
Printed: Wednesday, February 28, 2018 11:20:36 Pacific Standard Time

Compound name: PFHpA
Correlation coefficient: r = 0.999340, r^2 = 0.998680
Calibration curve: 1.23026 * x + 0.0914993
Response type: Internal Std (Ref 38), Area * (IS Conc. / IS Area)
Curve type: Linear, Origin: Exclude, Weighting: 1/x, Axis trans: None

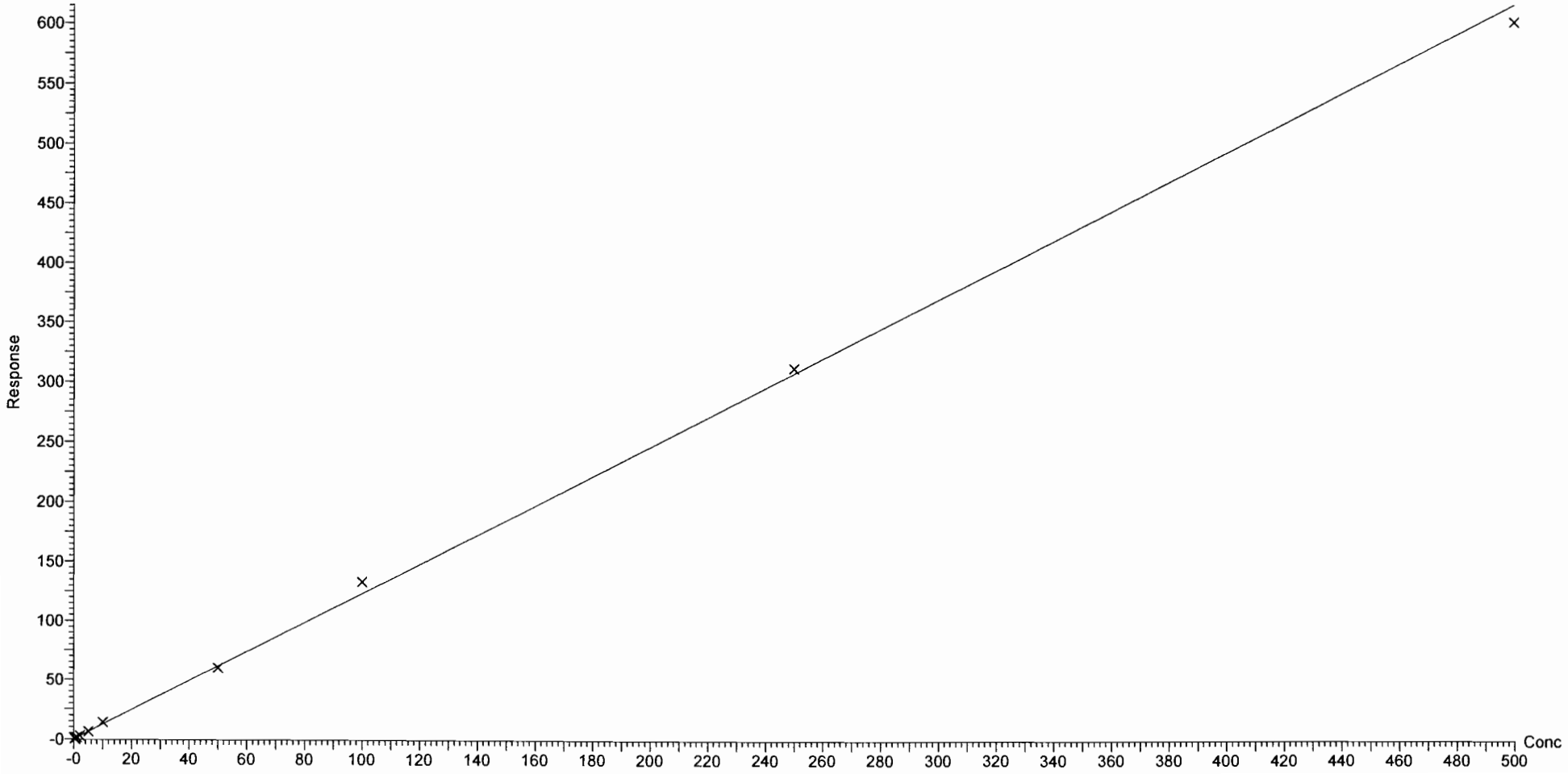

Dataset: F:\Projects\PFAS.PRO\Results\180227M1\180027M1-CRV.qld

Last Altered: Wednesday, February 28, 2018 11:20:16 Pacific Standard Time
Printed: Wednesday, February 28, 2018 11:20:36 Pacific Standard Time

Compound name: L-PFHxS
Coefficient of Determination: R^2 = 0.998427
Calibration curve: -0.000200899 * x^2 + 1.78407 * x + 0.104731
Response type: Internal Std (Ref 39), Area * (IS Conc. / IS Area)
Curve type: 2nd Order, Origin: Exclude, Weighting: 1/x, Axis trans: None

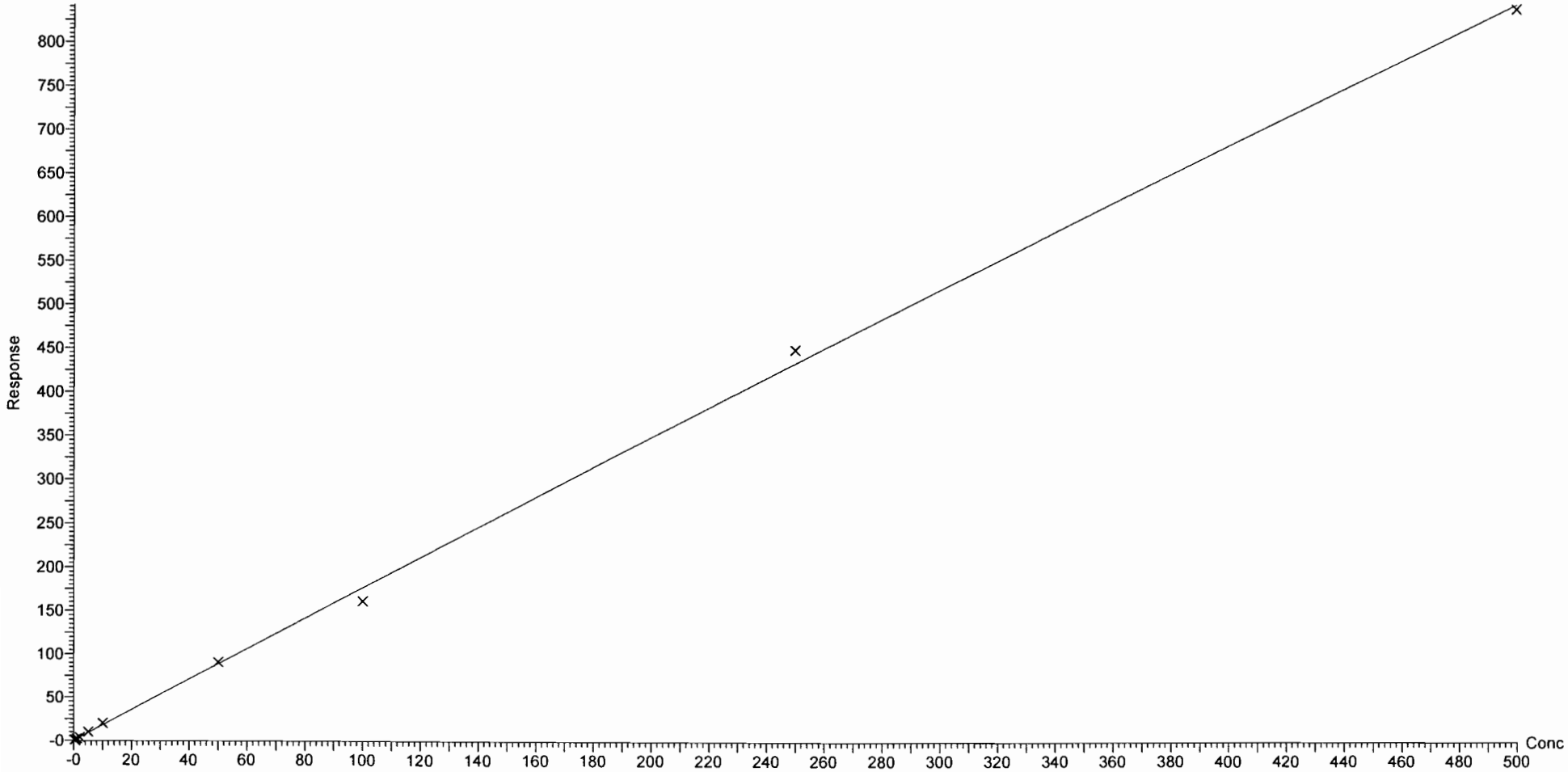

Dataset: F:\Projects\PFAS.PRO\Results\180227M1\180027M1-CRV.qld

Last Altered: Wednesday, February 28, 2018 11:20:16 Pacific Standard Time
Printed: Wednesday, February 28, 2018 11:20:36 Pacific Standard Time

Compound name: 6:2 FTS
Coefficient of Determination: R^2 = 0.999626
Calibration curve: -8.36865e-005 * x^2 + 0.198807 * x + 0.00833715
Response type: Internal Std (Ref 40), Area * (IS Conc. / IS Area)
Curve type: 2nd Order, Origin: Include, Weighting: 1/x, Axis trans: None

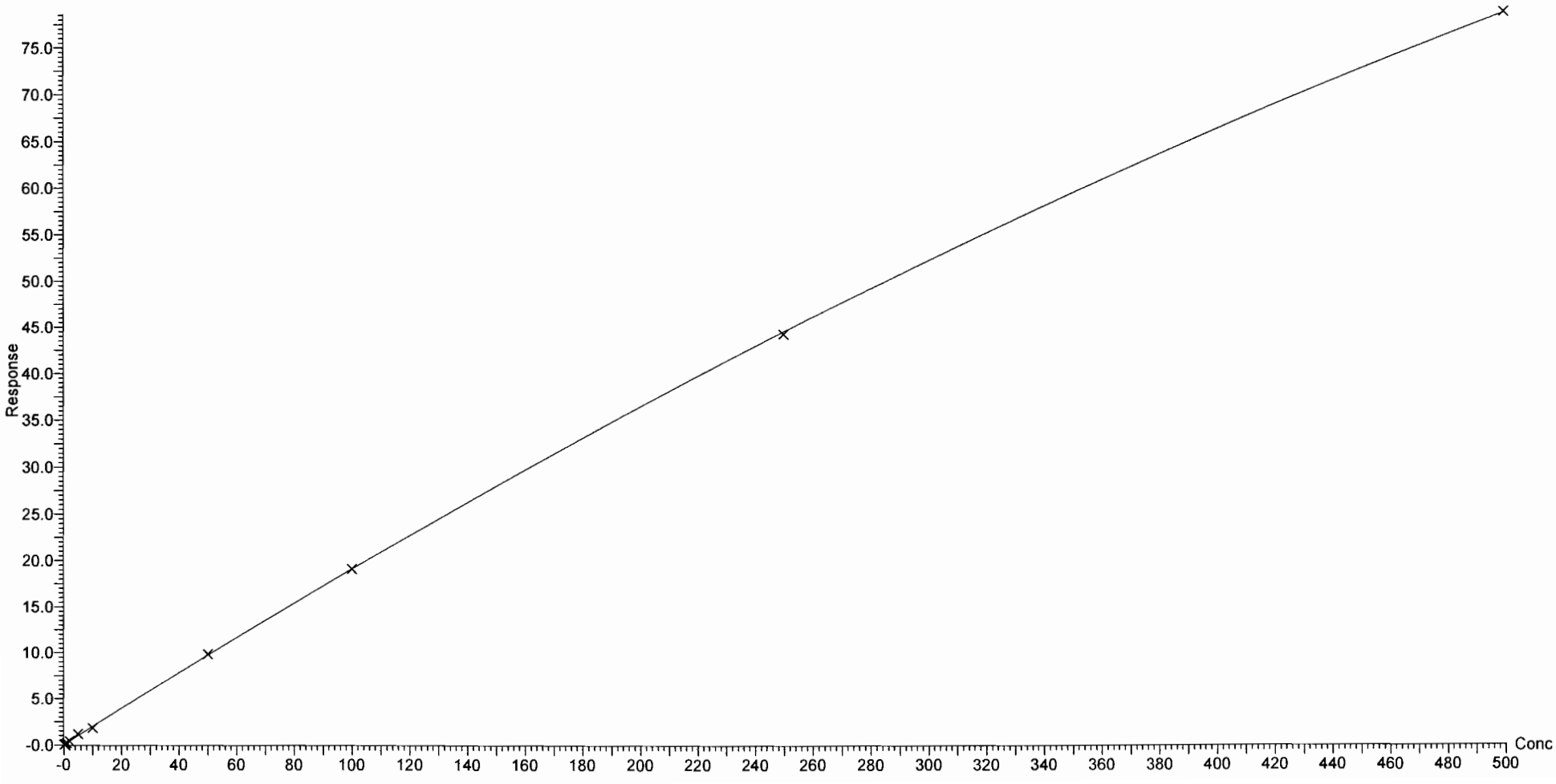

Vista Analytical Laboratory Q1

Dataset: F:\Projects\PFAS.PRO\Results\180227M1\180027M1-CRV.qld

Last Altered: Wednesday, February 28, 2018 11:20:16 Pacific Standard Time
Printed: Wednesday, February 28, 2018 11:20:36 Pacific Standard Time

Compound name: L-PFOA
Correlation coefficient: r = 0.999744, r^2 = 0.999488
Calibration curve: 0.932678 * x + 0.14283
Response type: Internal Std (Ref 40), Area * (IS Conc. / IS Area)
Curve type: Linear, Origin: Exclude, Weighting: 1/x, Axis trans: None

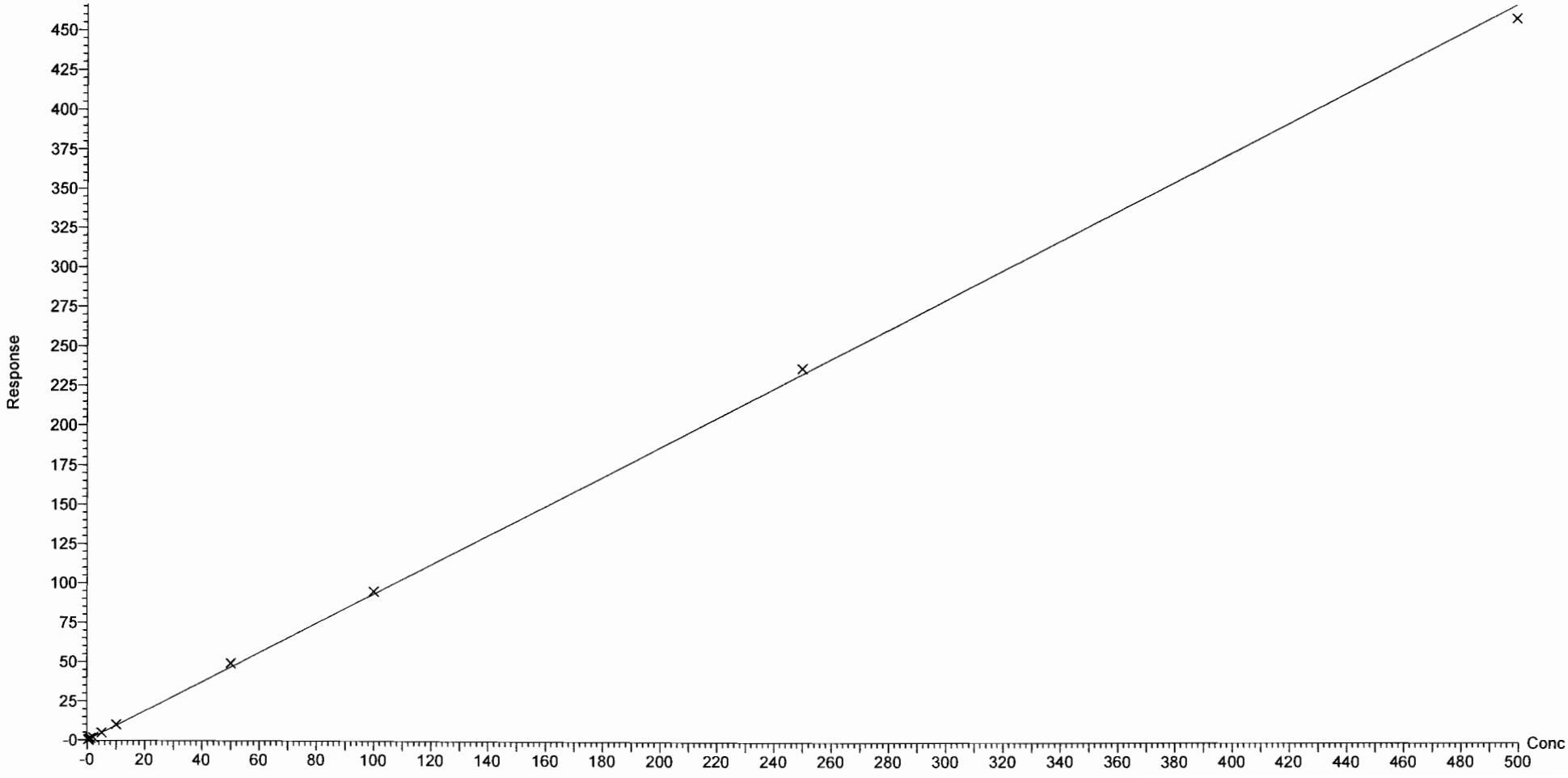

Dataset: F:\Projects\PFAS.PRO\Results\180227M1\180027M1-CRV.qld

Last Altered: Wednesday, February 28, 2018 11:20:16 Pacific Standard Time
Printed: Wednesday, February 28, 2018 11:20:36 Pacific Standard Time

Compound name: PFHpS
Coefficient of Determination: R^2 = 0.998935
Calibration curve: -3.2816e-005 * x^2 + 0.203525 * x + 0.00908334
Response type: Internal Std (Ref 40), Area * (IS Conc. / IS Area)
Curve type: 2nd Order, Origin: Exclude, Weighting: 1/x, Axis trans: None

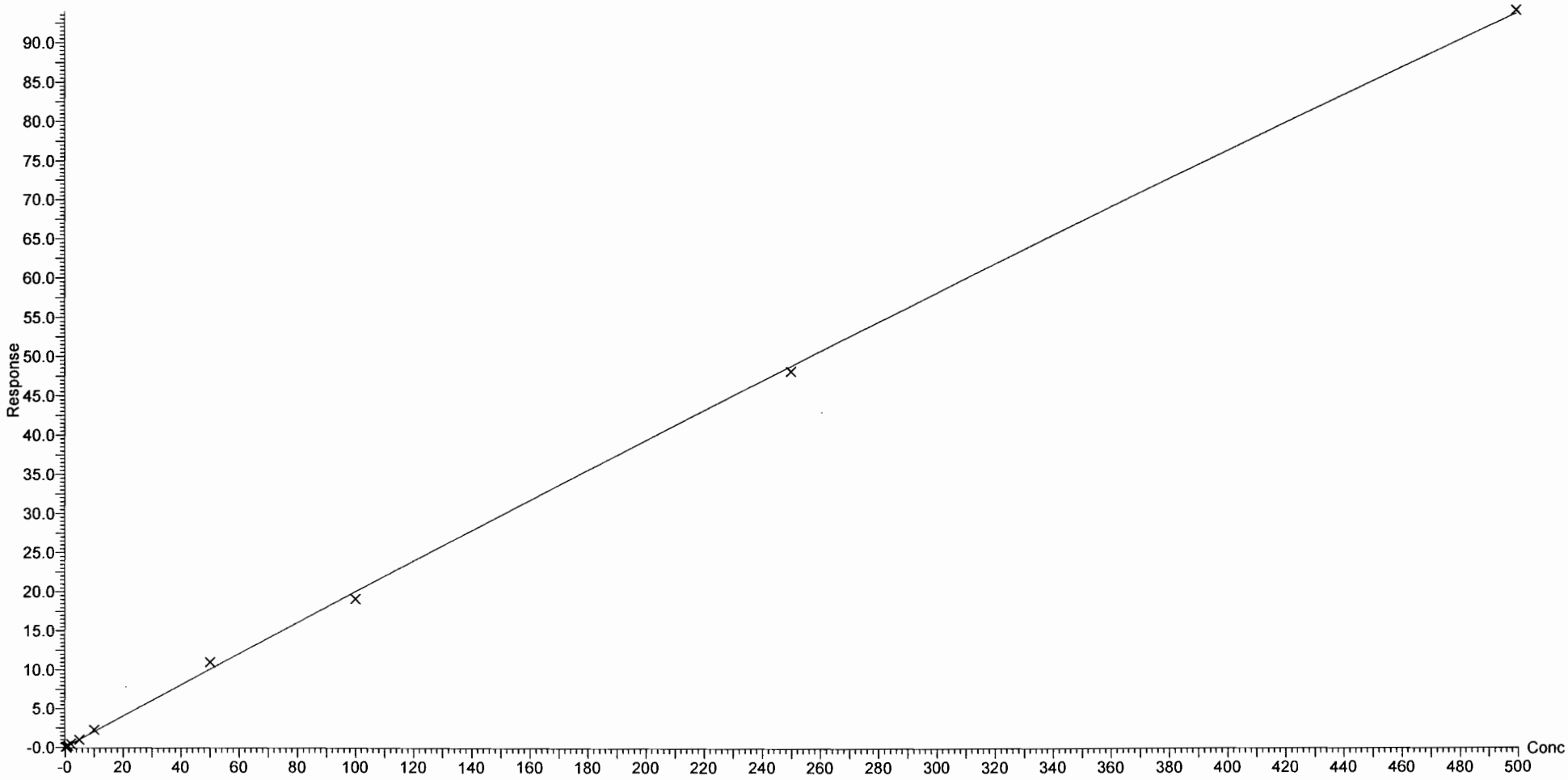

Dataset: F:\Projects\PFAS.PRO\Results\180227M1\180027M1-CRV.qld

Last Altered: Wednesday, February 28, 2018 11:20:16 Pacific Standard Time
Printed: Wednesday, February 28, 2018 11:20:36 Pacific Standard Time

Compound name: PFNA
Coefficient of Determination: R^2 = 0.997496
Calibration curve: -0.000605072 * x^2 + 1.23754 * x + 0.0677452
Response type: Internal Std (Ref 41), Area * (IS Conc. / IS Area)
Curve type: 2nd Order, Origin: Exclude, Weighting: 1/x, Axis trans: None

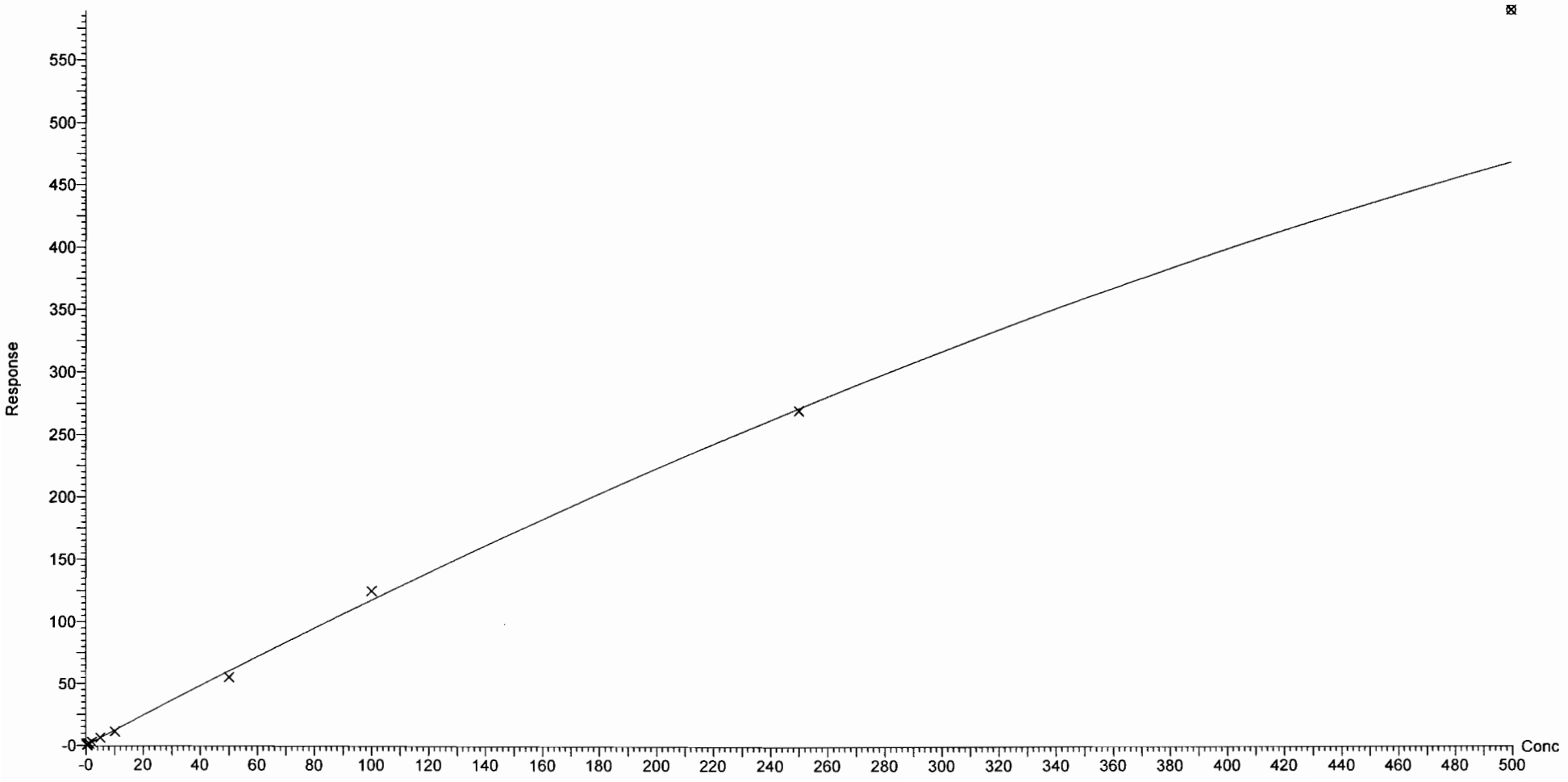

Vista Analytical Laboratory Q1

Dataset: F:\Projects\PFAS.PRO\Results\180227M1\180027M1-CRV.qld

Last Altered: Wednesday, February 28, 2018 11:20:16 Pacific Standard Time
Printed: Wednesday, February 28, 2018 11:20:36 Pacific Standard Time

Compound name: PFOSA
Correlation coefficient: r = 0.999375, r^2 = 0.998750
Calibration curve: 0.959008 * x + 0.112581
Response type: Internal Std (Ref 42), Area * (IS Conc. / IS Area)
Curve type: Linear, Origin: Exclude, Weighting: 1/x, Axis trans: None

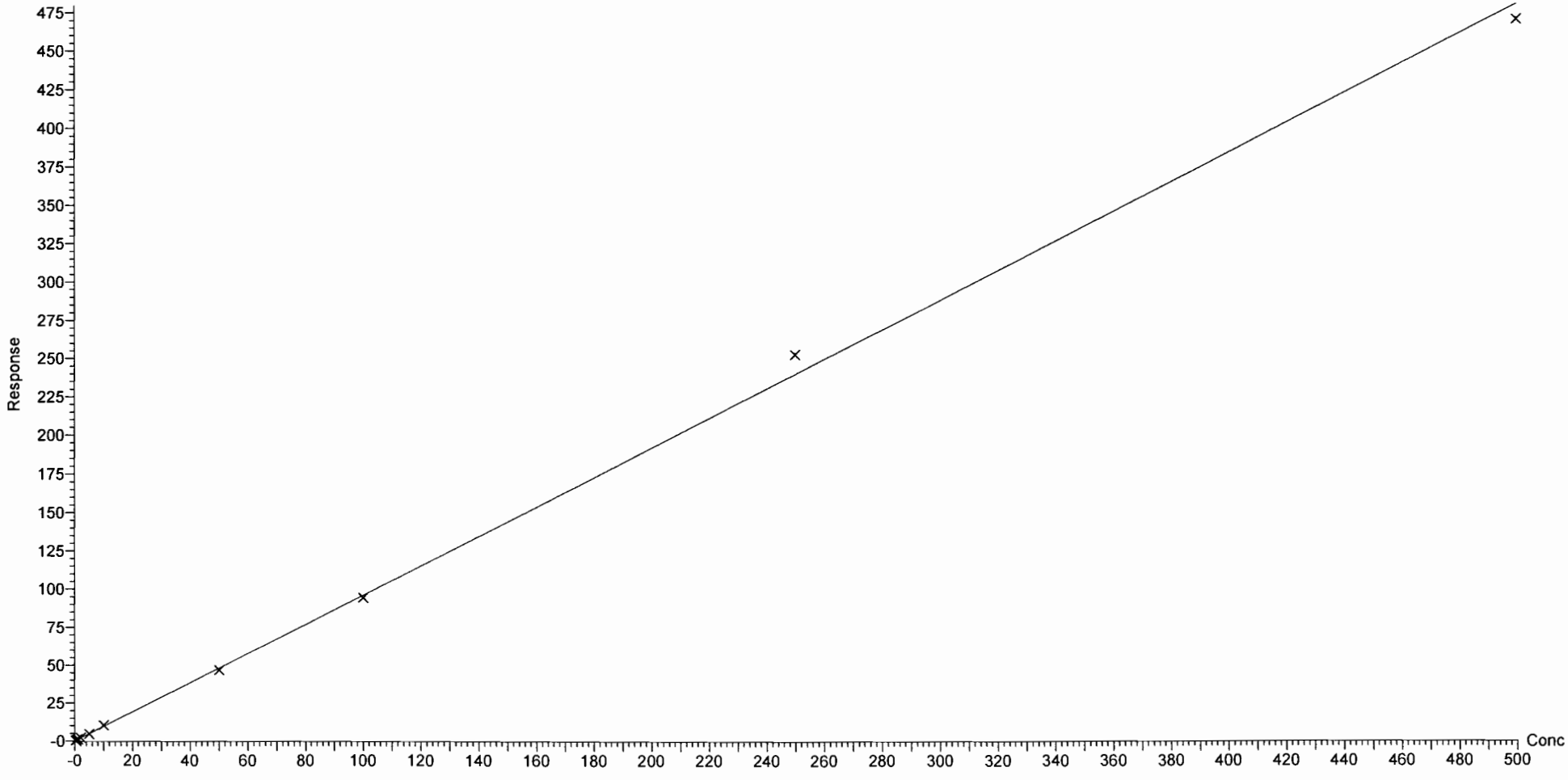

Vista Analytical Laboratory Q1

Dataset: F:\Projects\PFAS.PRO\Results\180227M1\180027M1-CRV.qld

Last Altered: Wednesday, February 28, 2018 11:20:16 Pacific Standard Time
Printed: Wednesday, February 28, 2018 11:20:36 Pacific Standard Time

Compound name: L-PFOS
Coefficient of Determination: R^2 = 0.999008
Calibration curve: 0.00026453 * x^2 + 0.959054 * x + -0.0133677
Response type: Internal Std (Ref 43), Area * (IS Conc. / IS Area)
Curve type: 2nd Order, Origin: Exclude, Weighting: 1/x, Axis trans: None

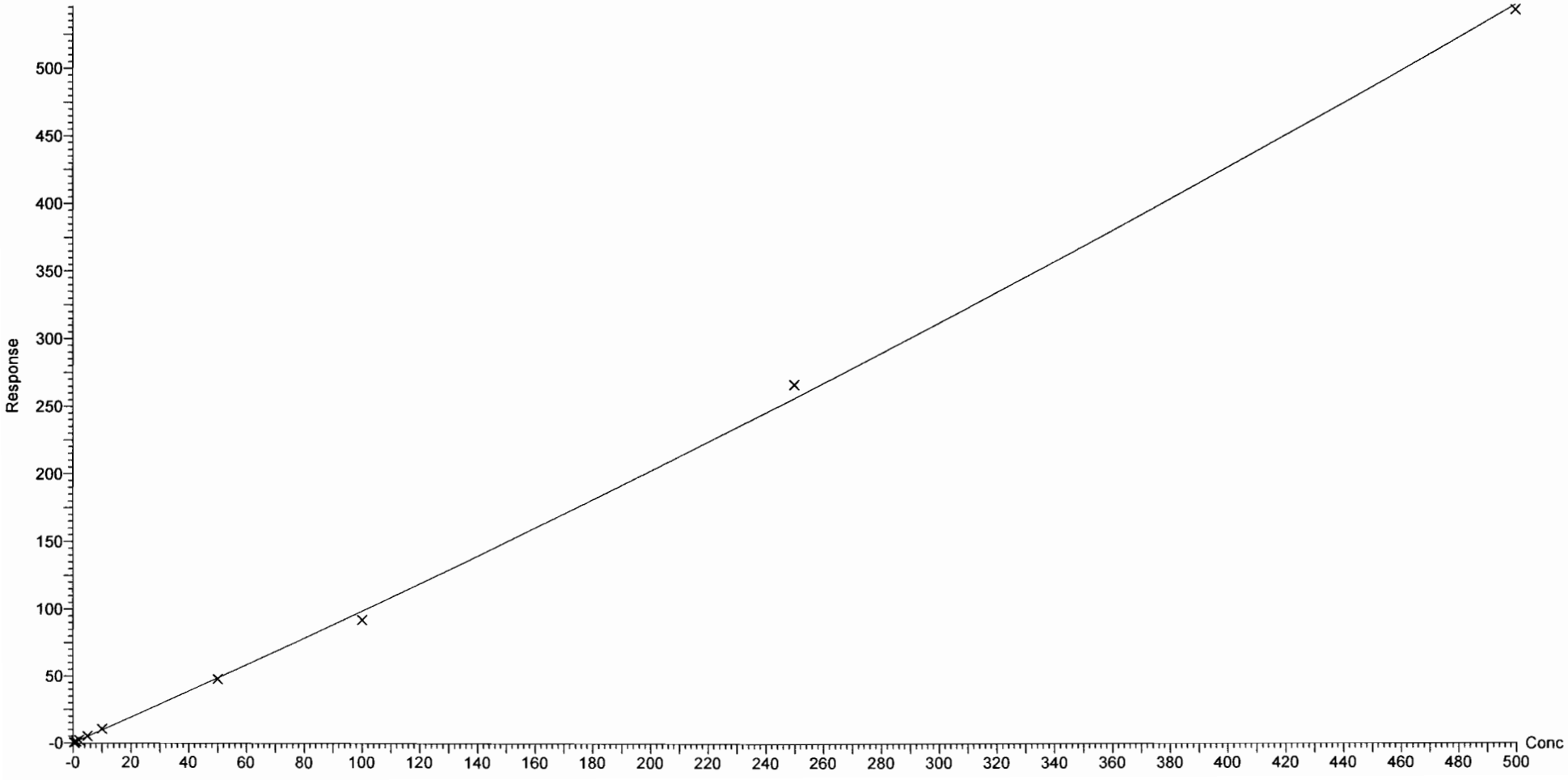

Vista Analytical Laboratory Q1

Dataset: F:\Projects\PFAS.PRO\Results\180227M1\180027M1-CRV.qld

Last Altered: Wednesday, February 28, 2018 11:20:16 Pacific Standard Time
Printed: Wednesday, February 28, 2018 11:20:36 Pacific Standard Time

Compound name: PFDA
Coefficient of Determination: R^2 = 0.999739
Calibration curve: 1.48712e-005 * x^2 + 1.48665 * x + 0.0542737
Response type: Internal Std (Ref 44), Area * (IS Conc. / IS Area)
Curve type: 2nd Order, Origin: Exclude, Weighting: 1/x, Axis trans: None

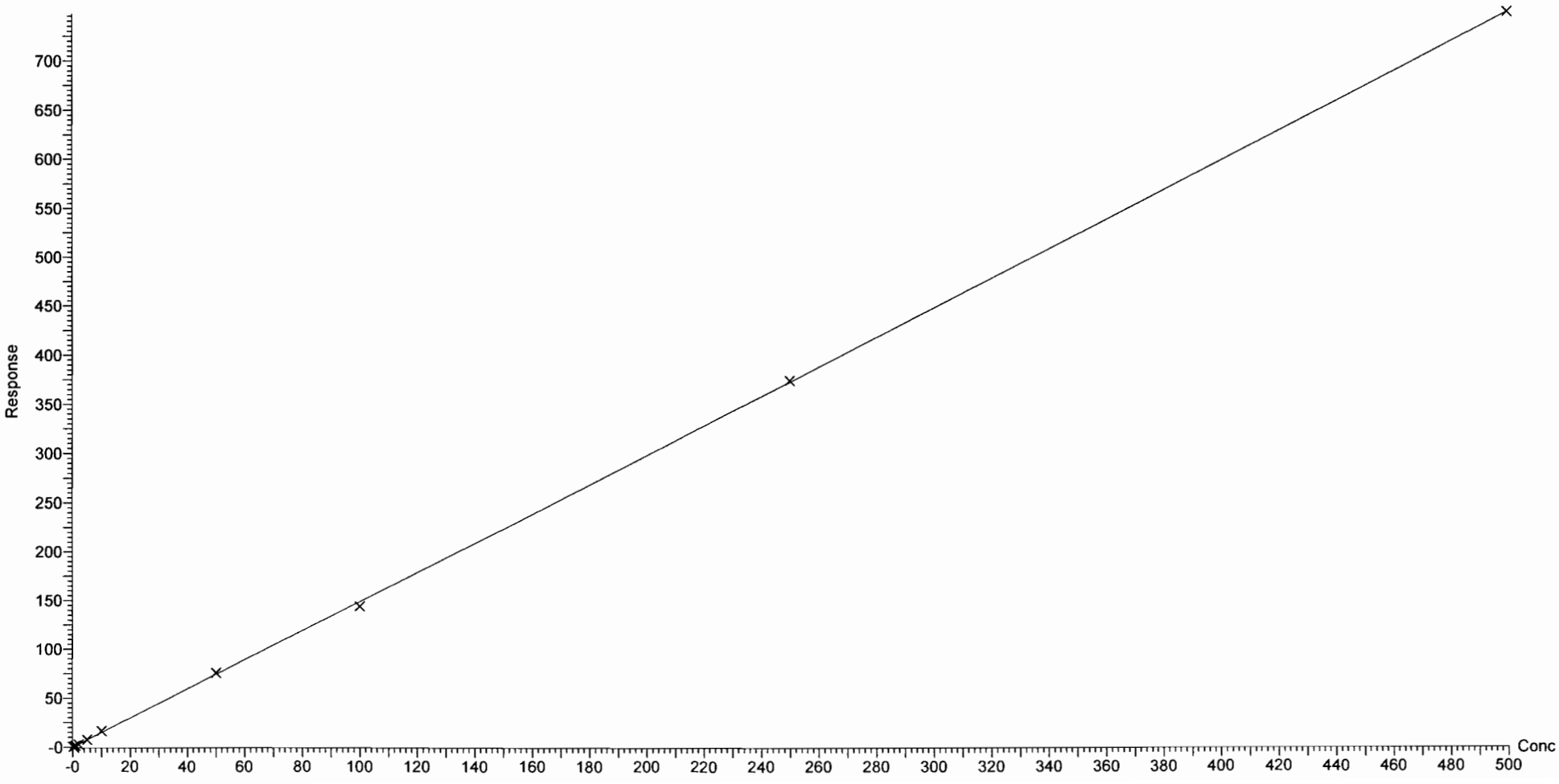

Dataset: F:\Projects\PFAS.PRO\Results\180227M1\180027M1-CRV.qld

Last Altered: Wednesday, February 28, 2018 11:20:16 Pacific Standard Time
Printed: Wednesday, February 28, 2018 11:20:36 Pacific Standard Time

Compound name: 8:2 FTS
Coefficient of Determination: R^2 = 0.993830
Calibration curve: -4.65117e-005 * x^2 + 0.226122 * x + 0.0184554
Response type: Internal Std (Ref 40), Area * (IS Conc. / IS Area)
Curve type: 2nd Order, Origin: Include, Weighting: 1/x, Axis trans: None

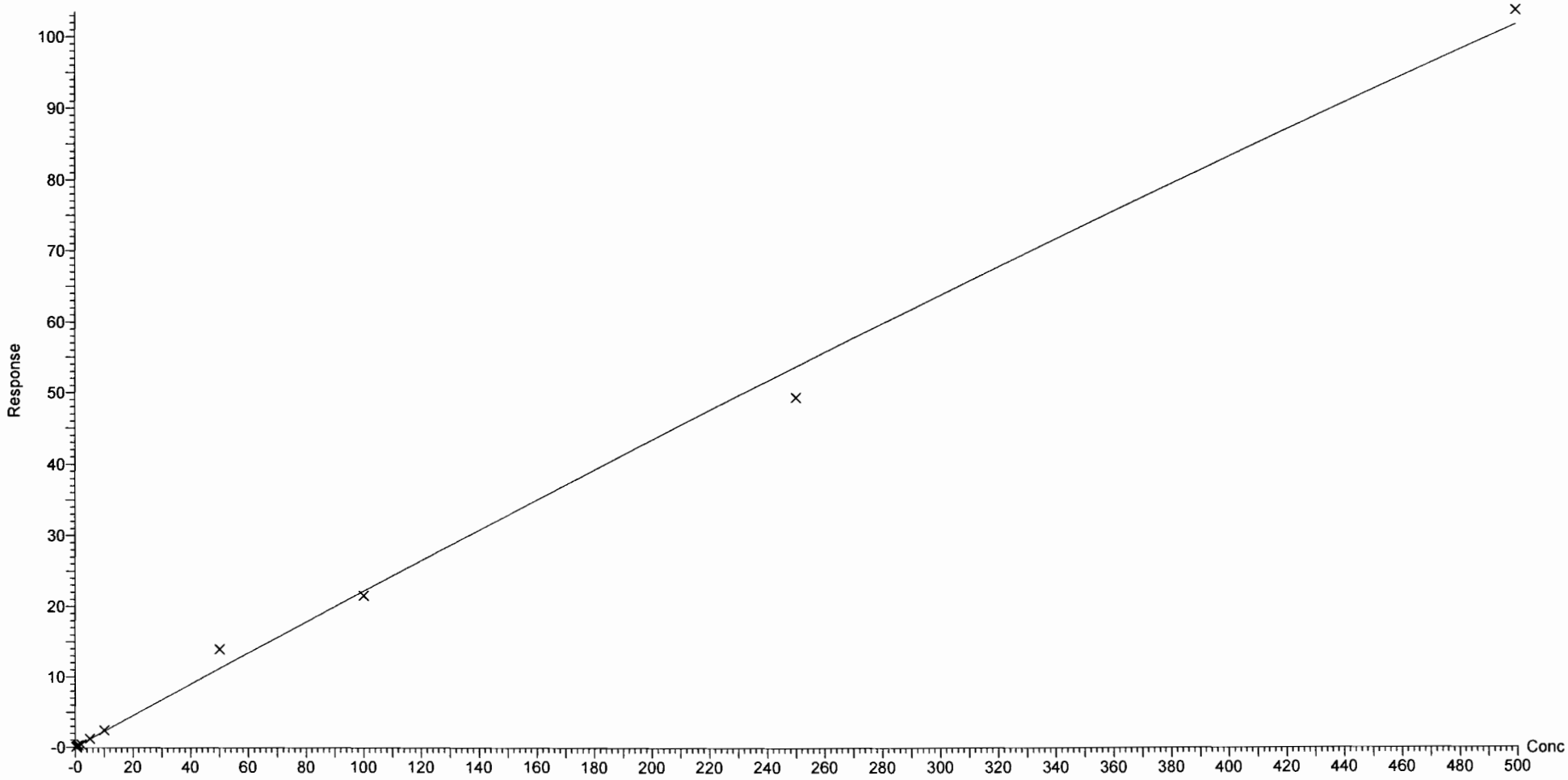

Dataset: F:\Projects\PFAS.PRO\Results\180227M1\180027M1-CRV.qld

Last Altered: Wednesday, February 28, 2018 11:20:16 Pacific Standard Time
Printed: Wednesday, February 28, 2018 11:20:36 Pacific Standard Time

Compound name: PFNS
Coefficient of Determination: R^2 = 0.999465
Calibration curve: 5.21027e-006 * x^2 + 0.831381 * x + 0.0528802
Response type: Internal Std (Ref 43), Area * (IS Conc. / IS Area)
Curve type: 2nd Order, Origin: Exclude, Weighting: 1/x, Axis trans: None

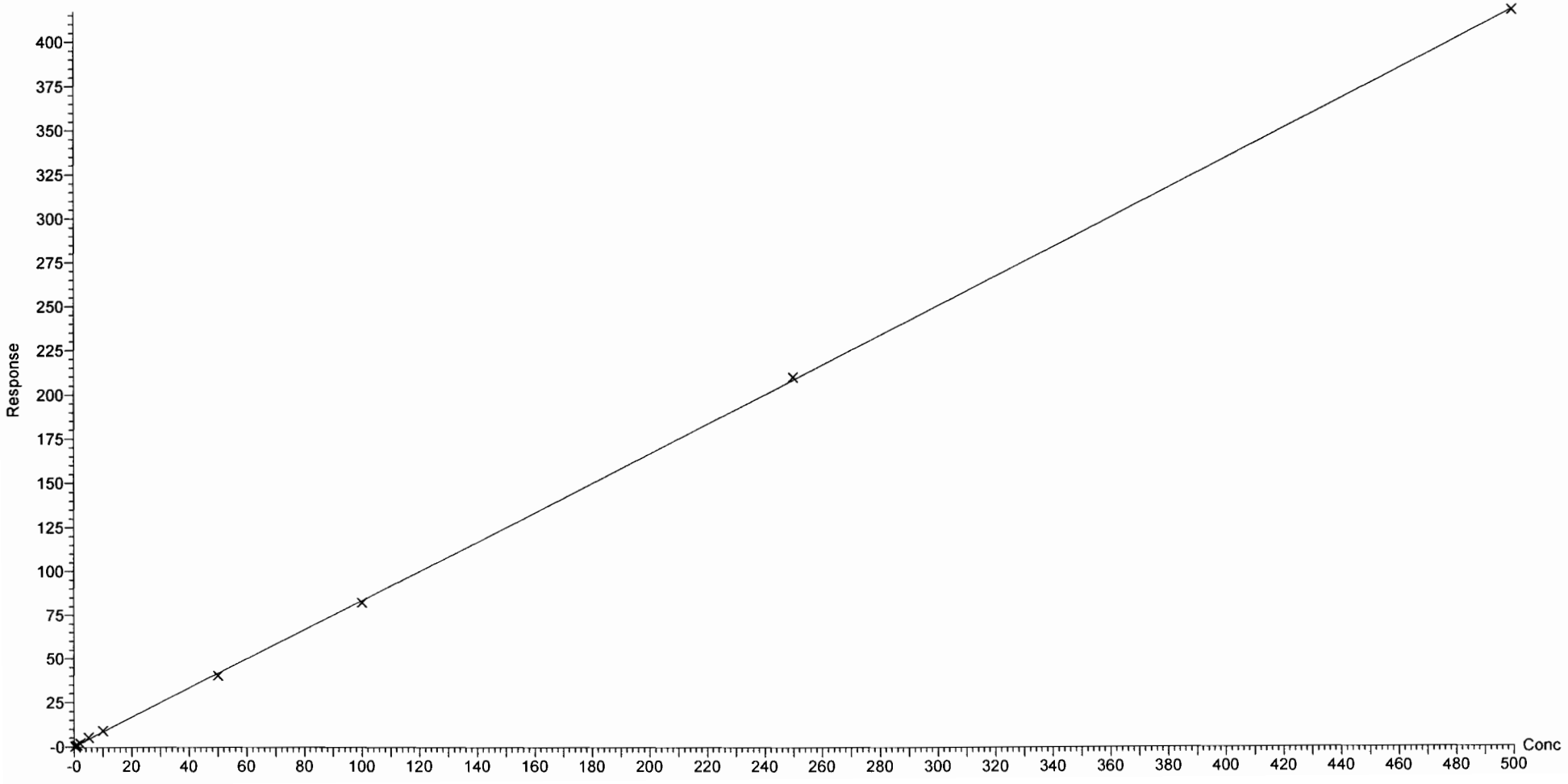

Dataset: F:\Projects\PFAS.PRO\Results\180227M1\180027M1-CRV.qld

Last Altered: Wednesday, February 28, 2018 11:20:16 Pacific Standard Time
Printed: Wednesday, February 28, 2018 11:20:36 Pacific Standard Time

Compound name: N-MeFOSAA
Coefficient of Determination: R^2 = 0.997386
Calibration curve: -0.000318065 * x^2 + 1.42542 * x + 0.0292303
Response type: Internal Std (Ref 45), Area * (IS Conc. / IS Area)
Curve type: 2nd Order, Origin: Include, Weighting: 1/x, Axis trans: None

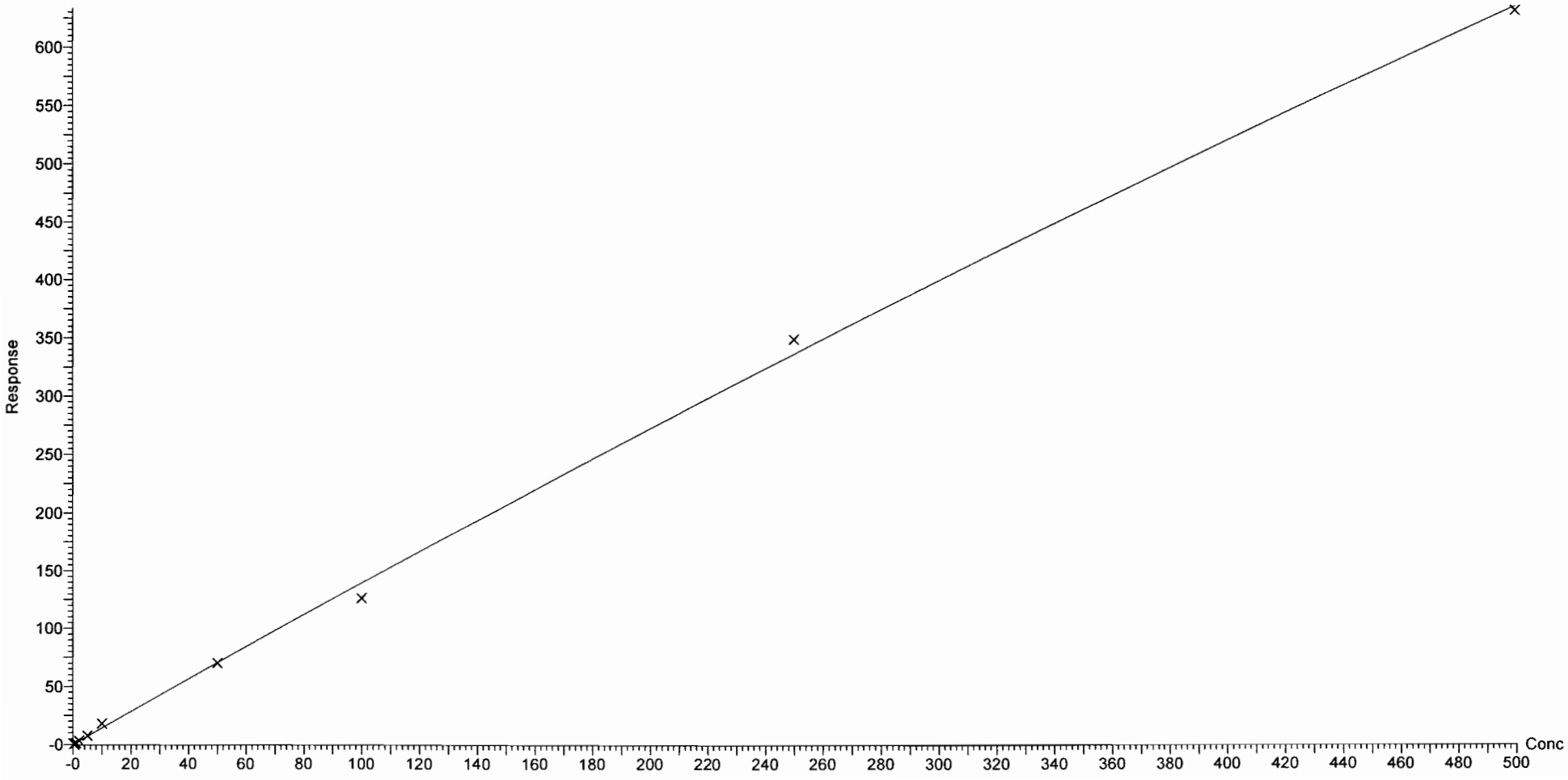

Dataset: F:\Projects\PFAS.PRO\Results\180227M1\180027M1-CRV.qld

Last Altered: Wednesday, February 28, 2018 11:20:16 Pacific Standard Time
Printed: Wednesday, February 28, 2018 11:20:36 Pacific Standard Time

Compound name: N-EtFOSAA
Coefficient of Determination: R^2 = 0.999451
Calibration curve: -0.000130894 * x^2 + 1.03929 * x + 0.00668807
Response type: Internal Std (Ref 46), Area * (IS Conc. / IS Area)
Curve type: 2nd Order, Origin: Include, Weighting: 1/x, Axis trans: None

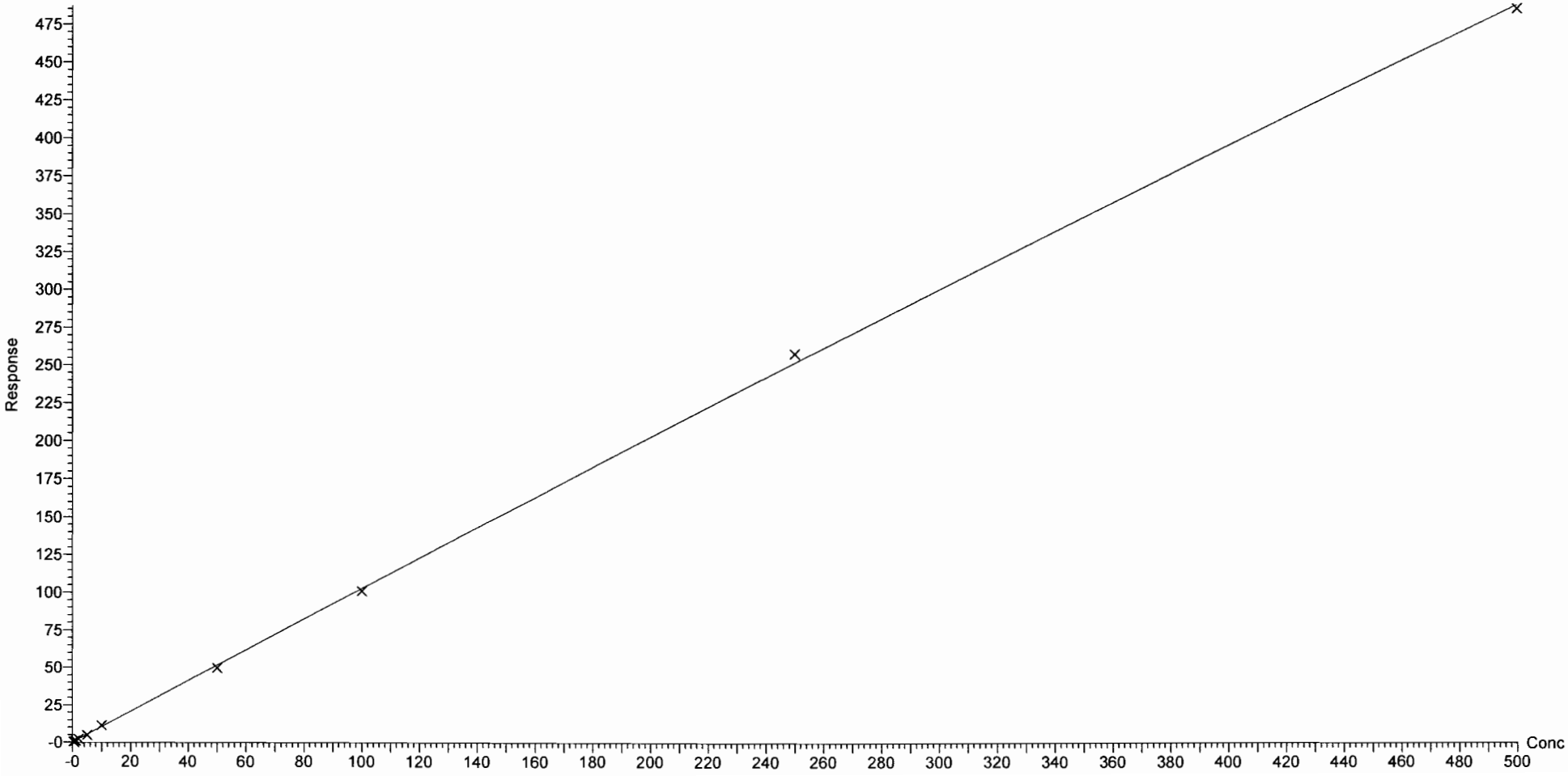

Dataset: F:\Projects\PFAS.PRO\Results\180227M1\180027M1-CRV.qld

Last Altered: Wednesday, February 28, 2018 11:20:16 Pacific Standard Time
Printed: Wednesday, February 28, 2018 11:20:36 Pacific Standard Time

Compound name: PFUdA
Coefficient of Determination: R^2 = 0.997707
Calibration curve: 0.000159522 * x^2 + 0.868175 * x + 0.113342
Response type: Internal Std (Ref 47), Area * (IS Conc. / IS Area)
Curve type: 2nd Order, Origin: Exclude, Weighting: 1/x, Axis trans: None

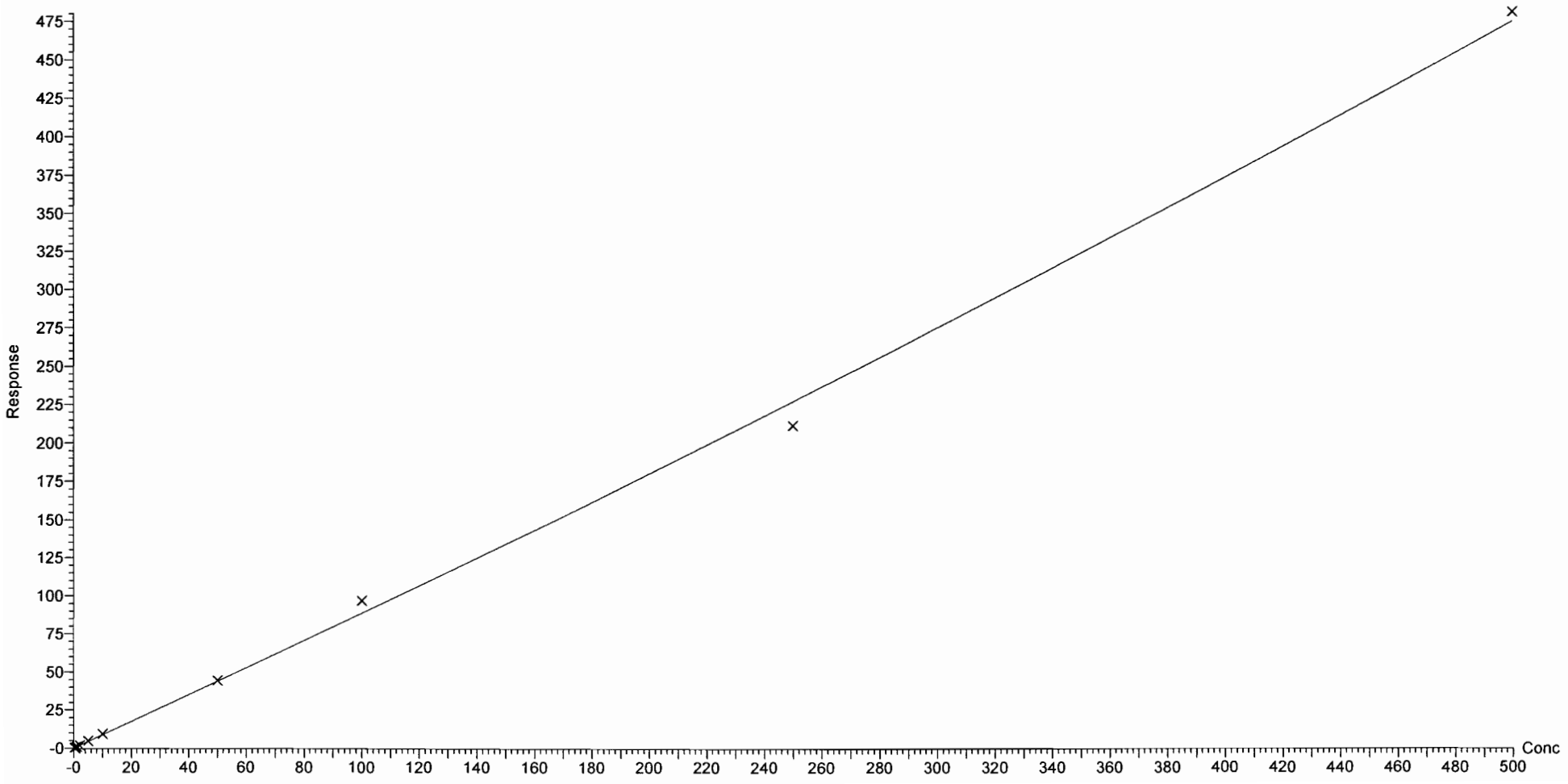

Vista Analytical Laboratory Q1

Dataset: F:\Projects\PFAS.PRO\Results\180227M1\180027M1-CRV.qld

Last Altered: Wednesday, February 28, 2018 11:20:16 Pacific Standard Time
Printed: Wednesday, February 28, 2018 11:20:36 Pacific Standard Time

Compound name: PFDS
Coefficient of Determination: R^2 = 0.998894
Calibration curve: -0.000201026 * x^2 + 0.271911 * x + 0.00376494
Response type: Internal Std (Ref 47), Area * (IS Conc. / IS Area)
Curve type: 2nd Order, Origin: Exclude, Weighting: 1/x, Axis trans: None

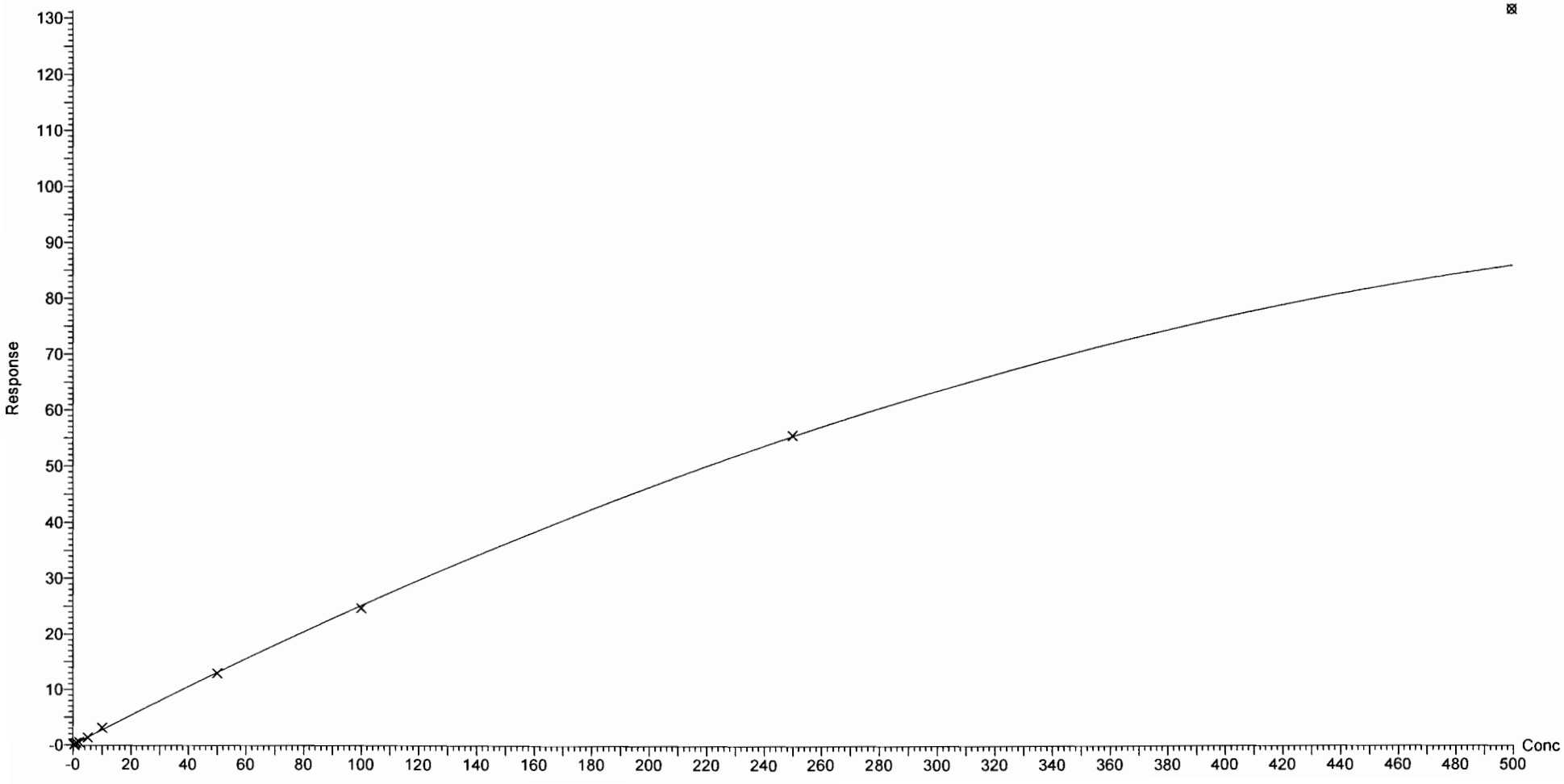

Dataset: F:\Projects\PFAS.PRO\Results\180227M1\180027M1-CRV.qld

Last Altered: Wednesday, February 28, 2018 11:20:16 Pacific Standard Time
Printed: Wednesday, February 28, 2018 11:20:36 Pacific Standard Time

Compound name: PFDoA
Coefficient of Determination: R^2 = 0.999549
Calibration curve: -0.00011004 * x^2 + 1.05563 * x + 0.0799451
Response type: Internal Std (Ref 48), Area * (IS Conc. / IS Area)
Curve type: 2nd Order, Origin: Exclude, Weighting: 1/x, Axis trans: None

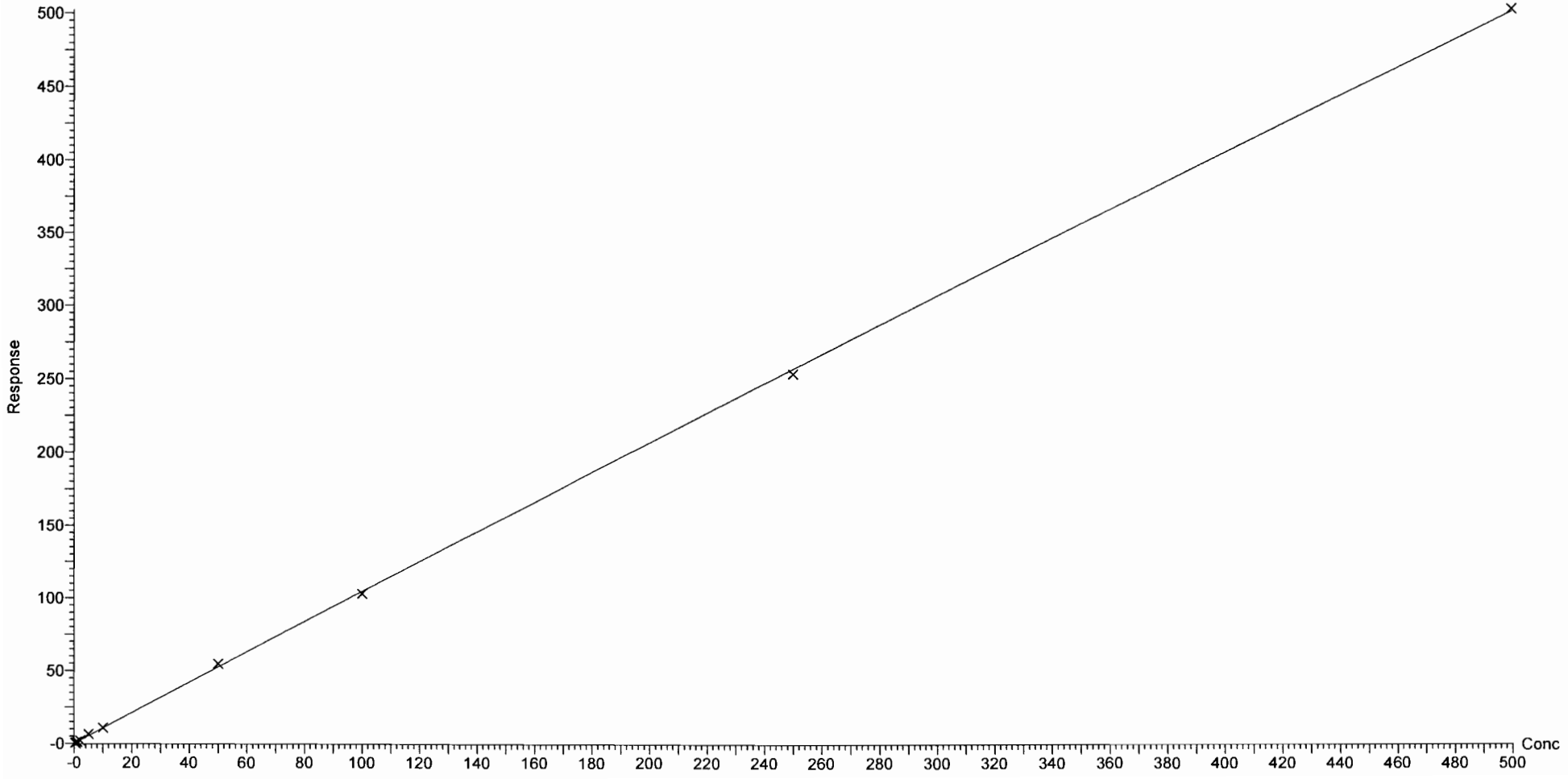

Dataset: F:\Projects\PFAS.PRO\Results\180227M1\180027M1-CRV.qld

Last Altered: Wednesday, February 28, 2018 11:20:16 Pacific Standard Time
Printed: Wednesday, February 28, 2018 11:20:36 Pacific Standard Time

Compound name: N-MeFOSA
Correlation coefficient: r = 0.998136, r^2 = 0.996275
Calibration curve: 0.844282 * x + 0.385206
Response type: Internal Std (Ref 49), Area * (IS Conc. / IS Area)
Curve type: Linear, Origin: Include, Weighting: 1/x, Axis trans: None

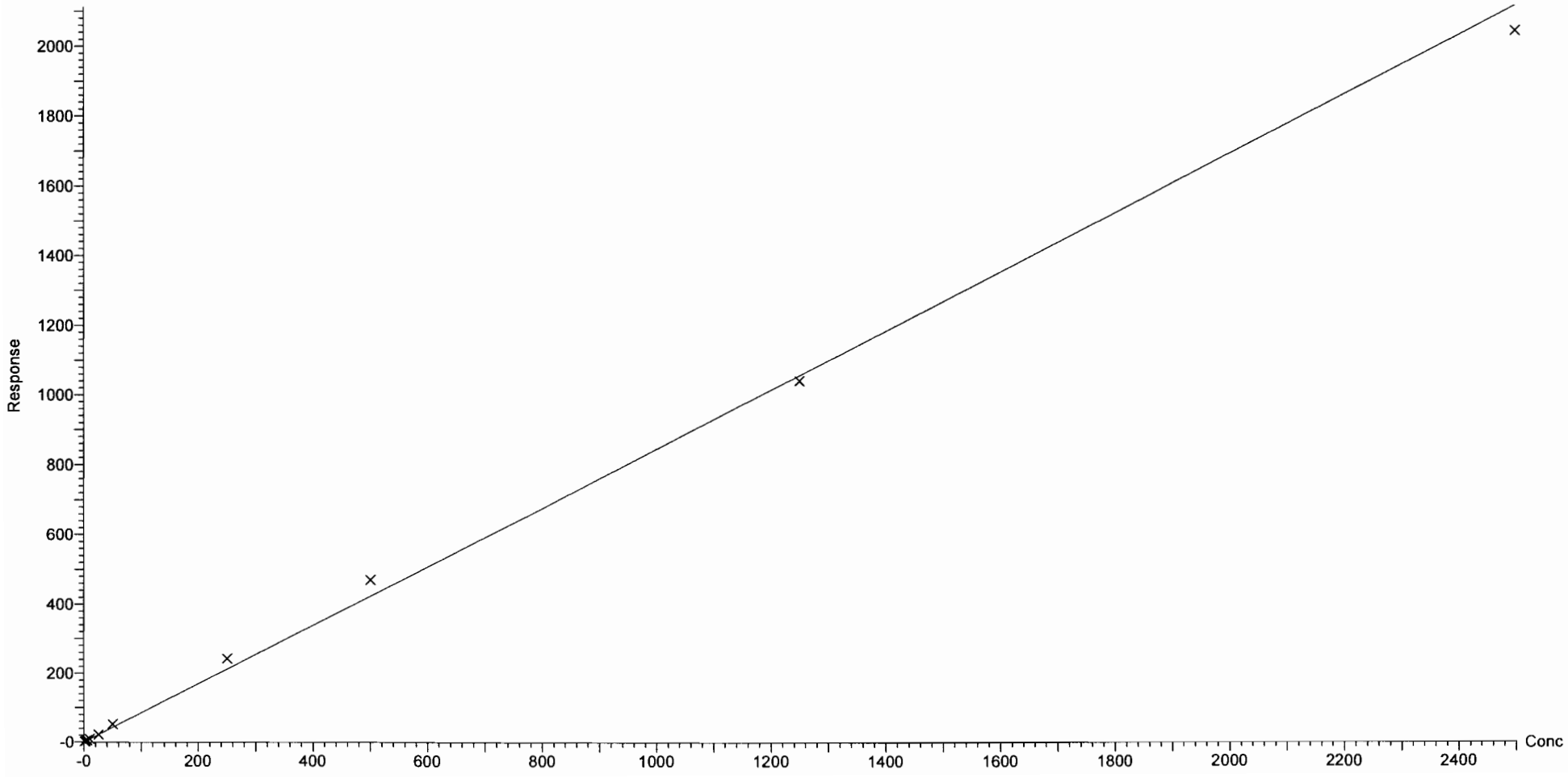

Dataset: F:\Projects\PFAS.PRO\Results\180227M1\180027M1-CRV.qld

Last Altered: Wednesday, February 28, 2018 11:20:16 Pacific Standard Time
Printed: Wednesday, February 28, 2018 11:20:36 Pacific Standard Time

Compound name: PFTrDA
Coefficient of Determination: R^2 = 0.993021
Calibration curve: -0.00996087 * x^2 + 1.43109 * x + -0.0772072
Response type: Internal Std (Ref 48), Area * (IS Conc. / IS Area)
Curve type: 2nd Order, Origin: Exclude, Weighting: 1/x, Axis trans: None

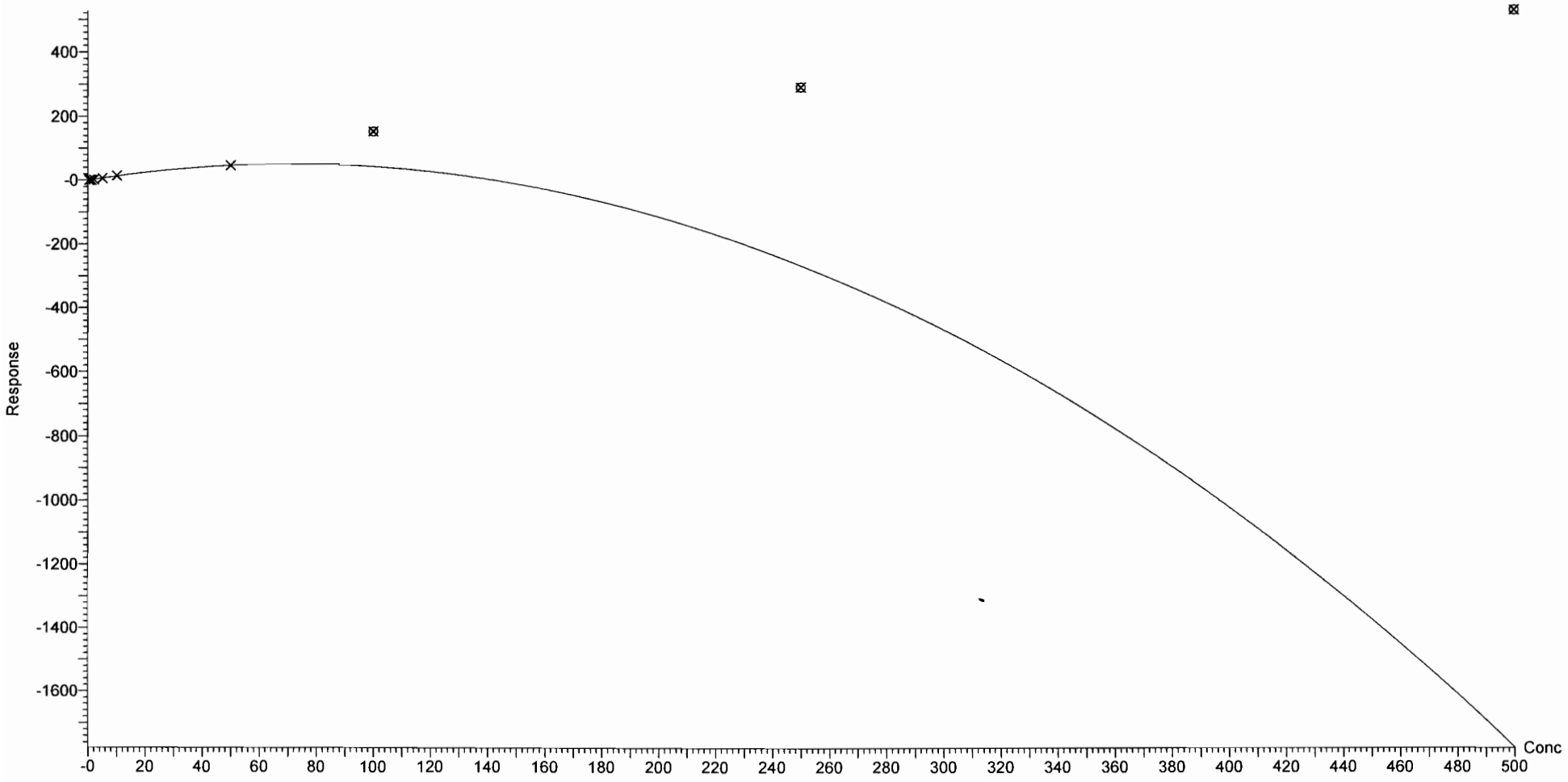

Dataset: F:\Projects\PFAS.PRO\Results\180227M1\180027M1-CRV.qld

Last Altered: Wednesday, February 28, 2018 11:20:16 Pacific Standard Time
Printed: Wednesday, February 28, 2018 11:20:36 Pacific Standard Time

Compound name: PFTeDA
Coefficient of Determination: R^2 = 0.998549
Calibration curve: -0.00119561 * x^2 + 2.03279 * x + 0.211977
Response type: Internal Std (Ref 50), Area * (IS Conc. / IS Area)
Curve type: 2nd Order, Origin: Exclude, Weighting: 1/x, Axis trans: None

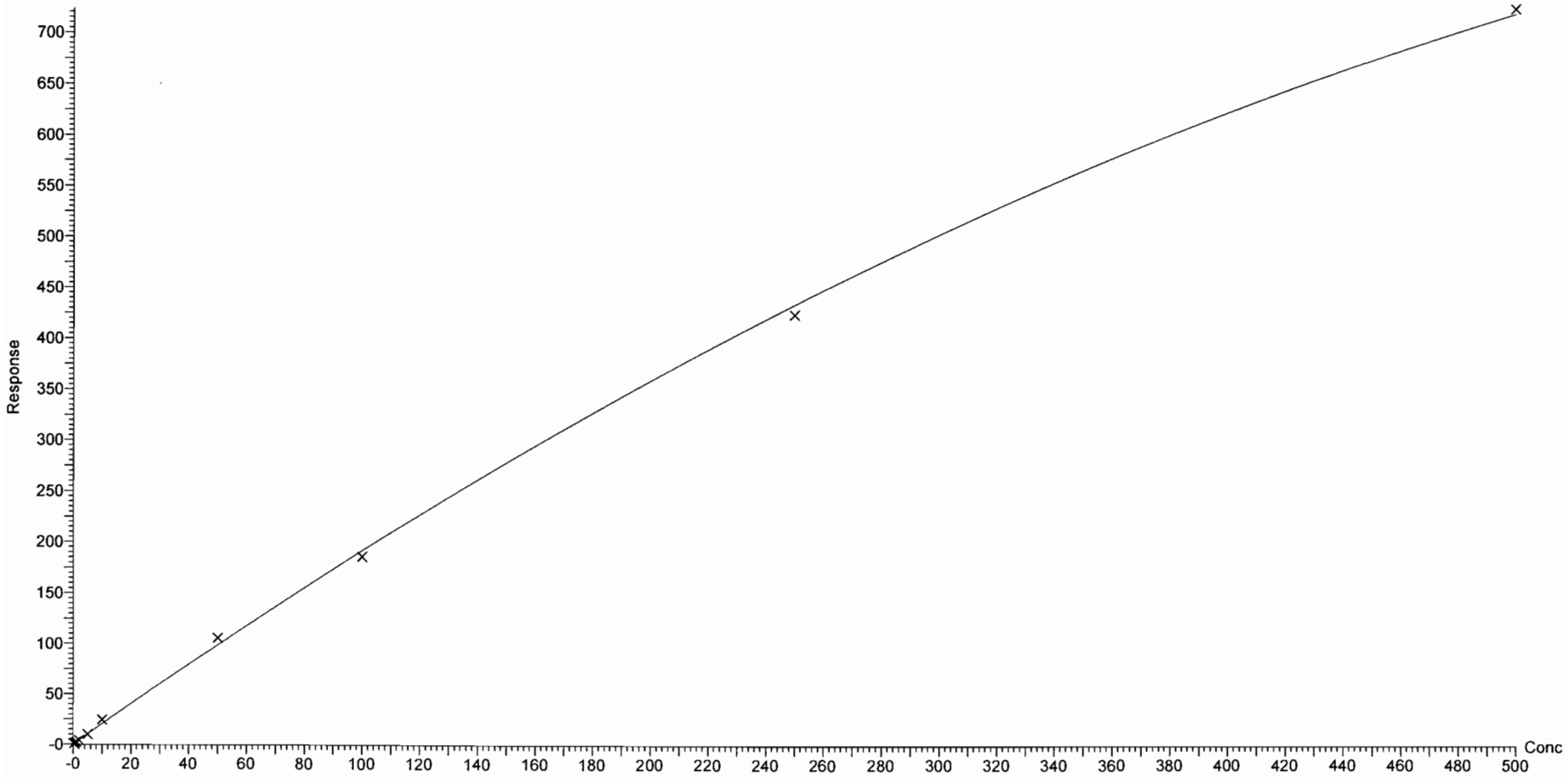

Dataset: F:\Projects\PFAS.PRO\Results\180227M1\180027M1-CRV.qld

Last Altered: Wednesday, February 28, 2018 11:20:16 Pacific Standard Time
Printed: Wednesday, February 28, 2018 11:20:36 Pacific Standard Time

Compound name: N-EtFOSA
Coefficient of Determination: R^2 = 0.999713
Calibration curve: -9.69338e-006 * x^2 + 0.822501 * x + 0.136285
Response type: Internal Std (Ref 51), Area * (IS Conc. / IS Area)
Curve type: 2nd Order, Origin: Exclude, Weighting: 1/x, Axis trans: None

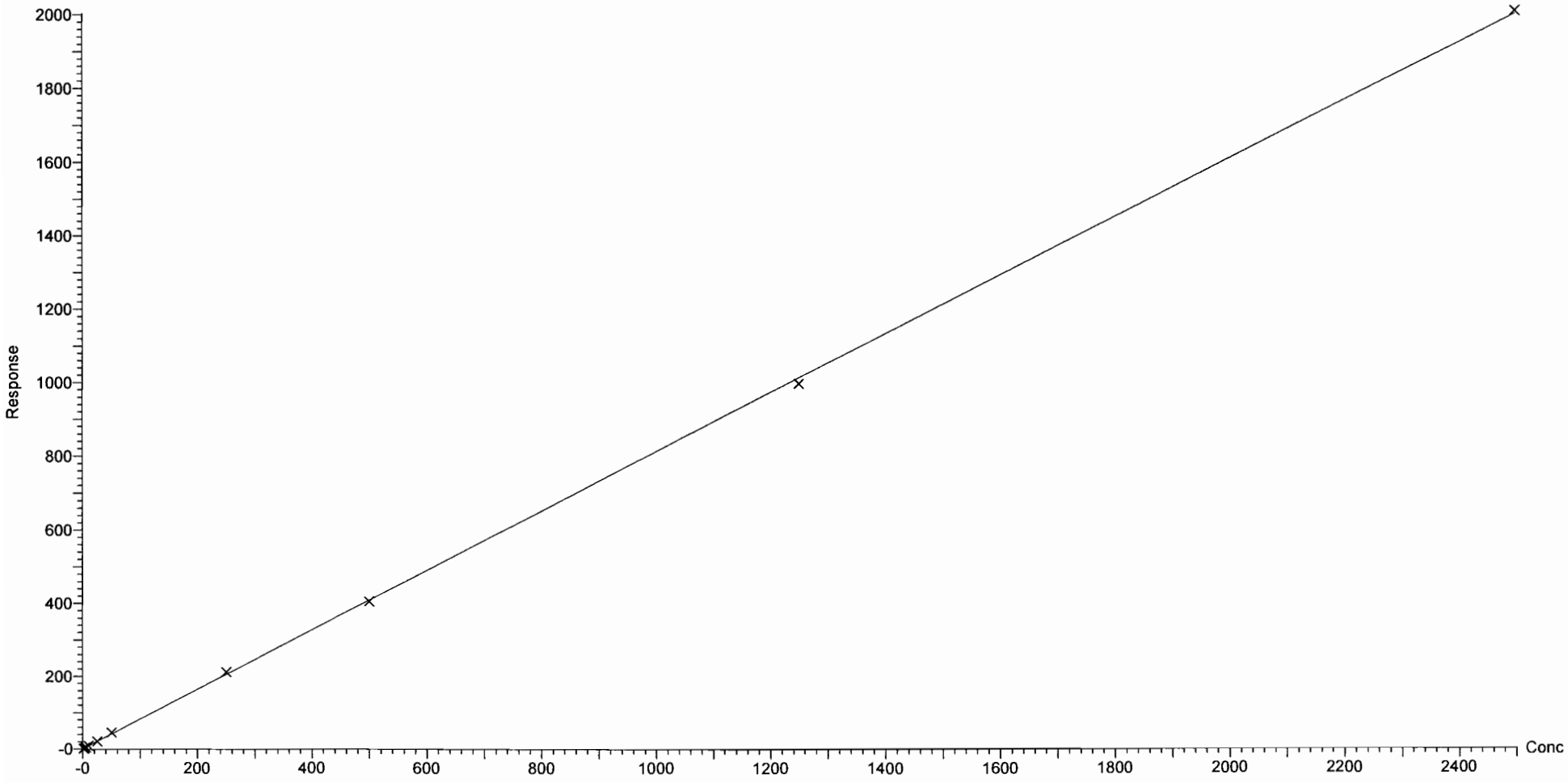

Dataset: F:\Projects\PFAS.PRO\Results\180227M1\180027M1-CRV.qld

Last Altered: Wednesday, February 28, 2018 11:20:16 Pacific Standard Time
Printed: Wednesday, February 28, 2018 11:20:36 Pacific Standard Time

Compound name: PFHxDA
Coefficient of Determination: R^2 = 0.995274
Calibration curve: -0.000335759 * x^2 + 0.591994 * x + 0.0884861
Response type: Internal Std (Ref 52), Area * (IS Conc. / IS Area)
Curve type: 2nd Order, Origin: Exclude, Weighting: 1/x, Axis trans: None

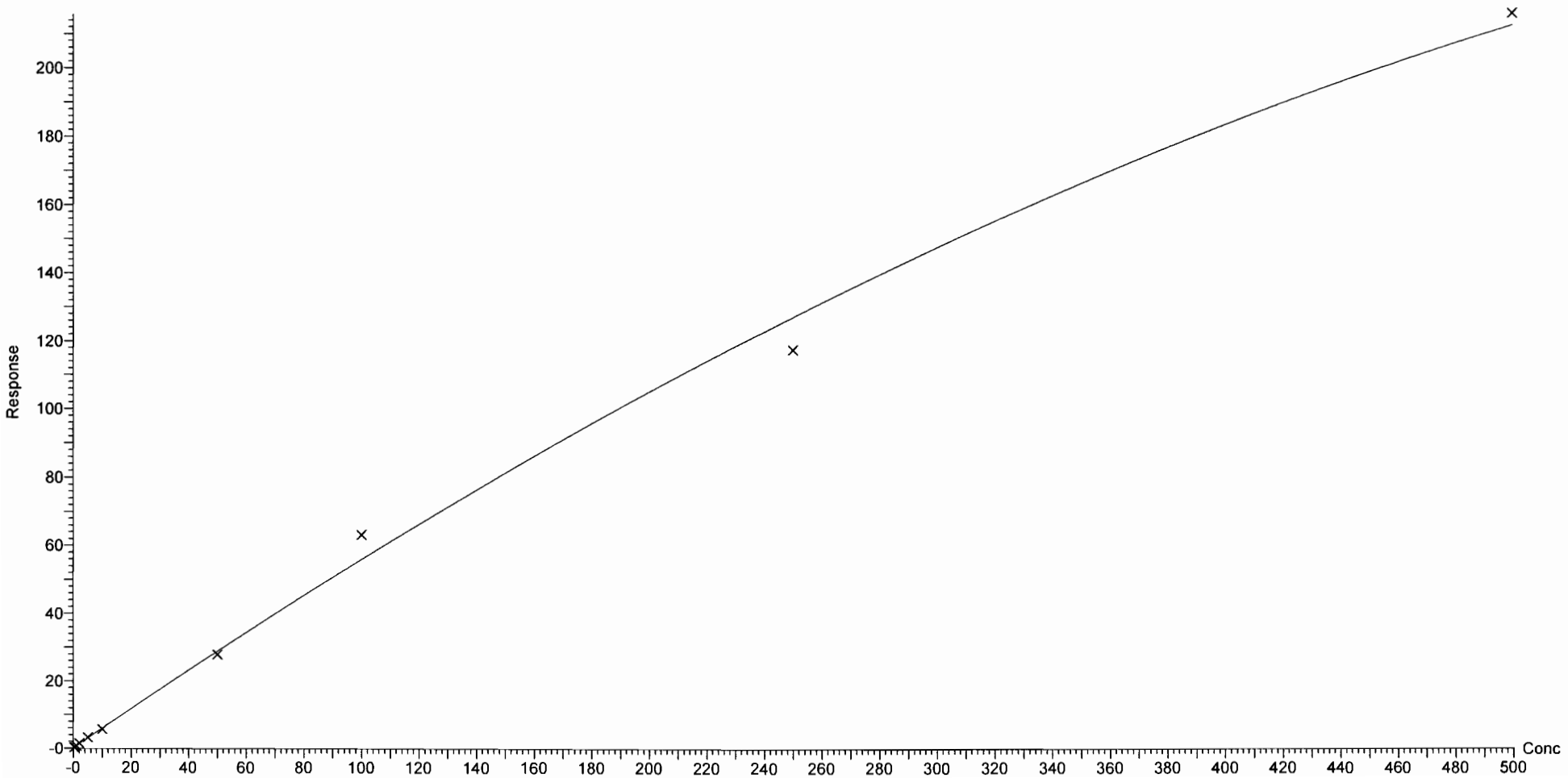

Dataset: F:\Projects\PFAS.PRO\Results\180227M1\180027M1-CRV.qld

Last Altered: Wednesday, February 28, 2018 11:20:16 Pacific Standard Time
Printed: Wednesday, February 28, 2018 11:20:36 Pacific Standard Time

Compound name: PFODA
Coefficient of Determination: R^2 = 0.996311
Calibration curve: -0.000382228 * x^2 + 0.740794 * x + 0.0260949
Response type: Internal Std (Ref 52), Area * (IS Conc. / IS Area)
Curve type: 2nd Order, Origin: Include, Weighting: 1/x, Axis trans: None

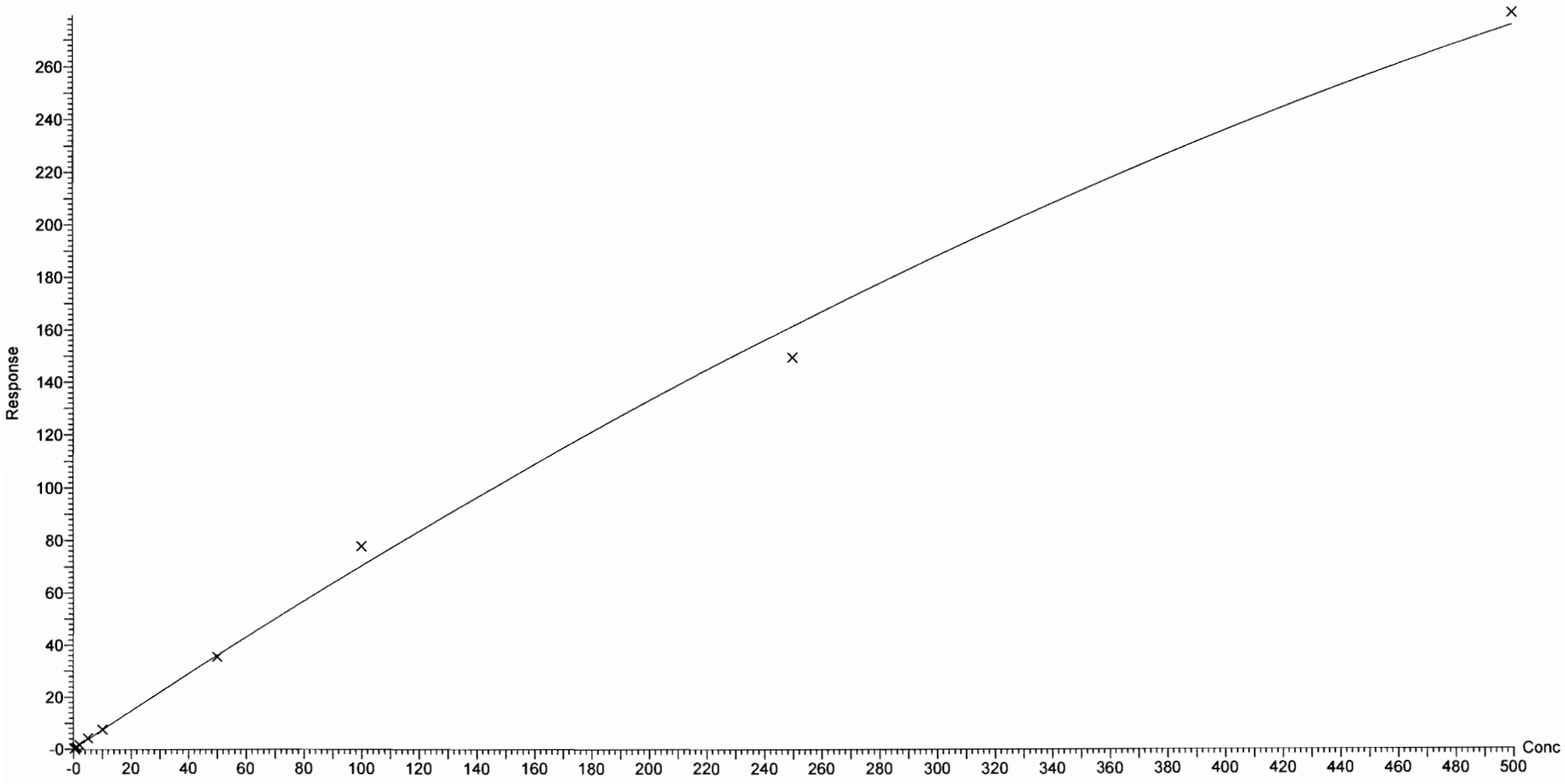

Vista Analytical Laboratory Q1

Dataset: F:\Projects\PFAS.PRO\Results\180227M1\180027M1-CRV.qld

Last Altered: Wednesday, February 28, 2018 11:20:16 Pacific Standard Time
Printed: Wednesday, February 28, 2018 11:20:36 Pacific Standard Time

Compound name: N-MeFOSE
Correlation coefficient: r = 0.997778, r^2 = 0.995562
Calibration curve: 1.02304 * x + 0.0939698
Response type: Internal Std (Ref 53), Area * (IS Conc. / IS Area)
Curve type: Linear, Origin: Exclude, Weighting: 1/x, Axis trans: None

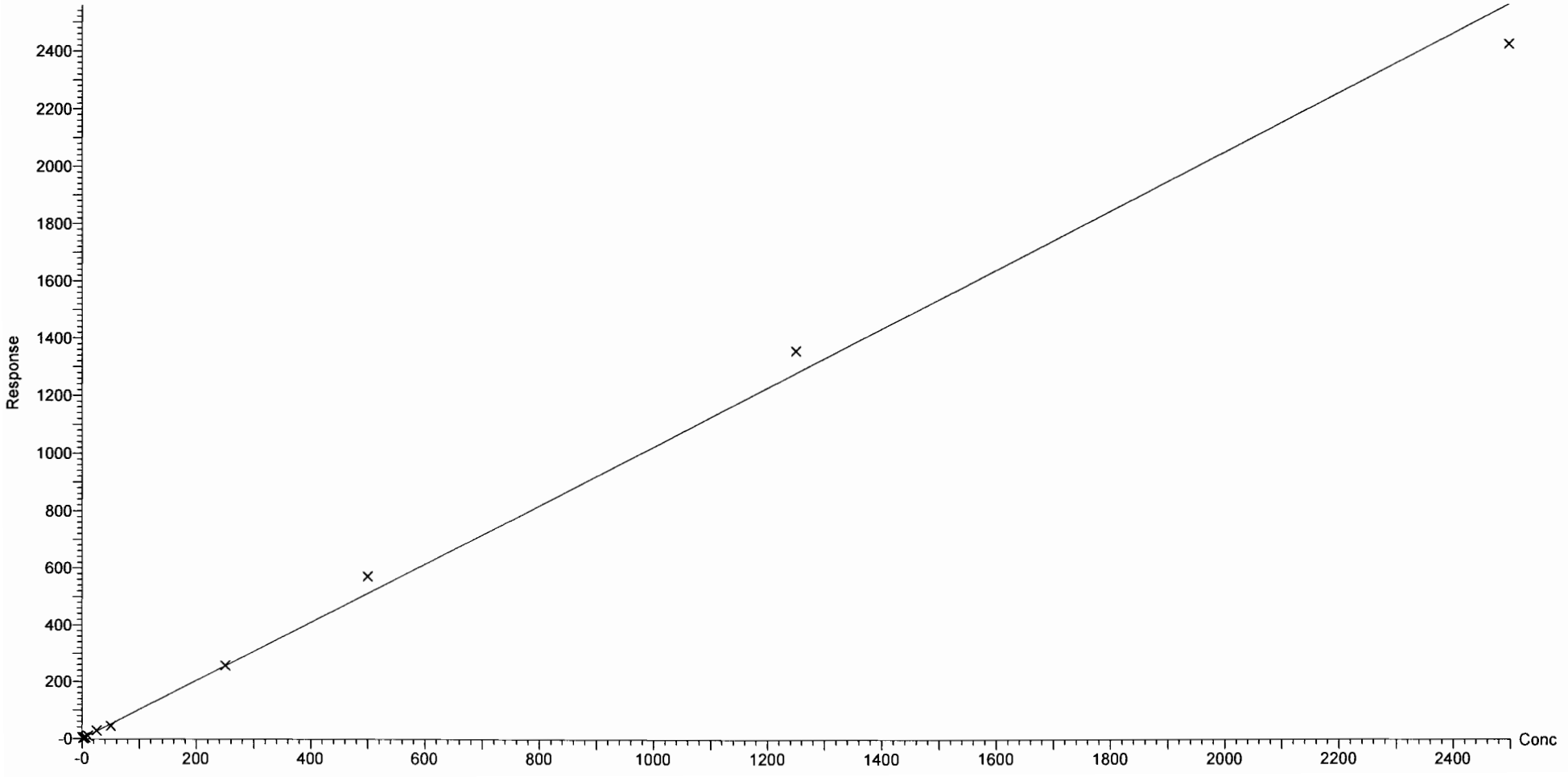

Dataset: F:\Projects\PFAS.PRO\Results\180227M1\180027M1-CRV.qld

Last Altered: Wednesday, February 28, 2018 11:20:16 Pacific Standard Time
Printed: Wednesday, February 28, 2018 11:20:36 Pacific Standard Time

Compound name: N-EtFOSE
Coefficient of Determination: R^2 = 0.999564
Calibration curve: -2.88587e-005 * x^2 + 1.21265 * x + 0.607923
Response type: Internal Std (Ref 54), Area * (IS Conc. / IS Area)
Curve type: 2nd Order, Origin: Exclude, Weighting: 1/x, Axis trans: None

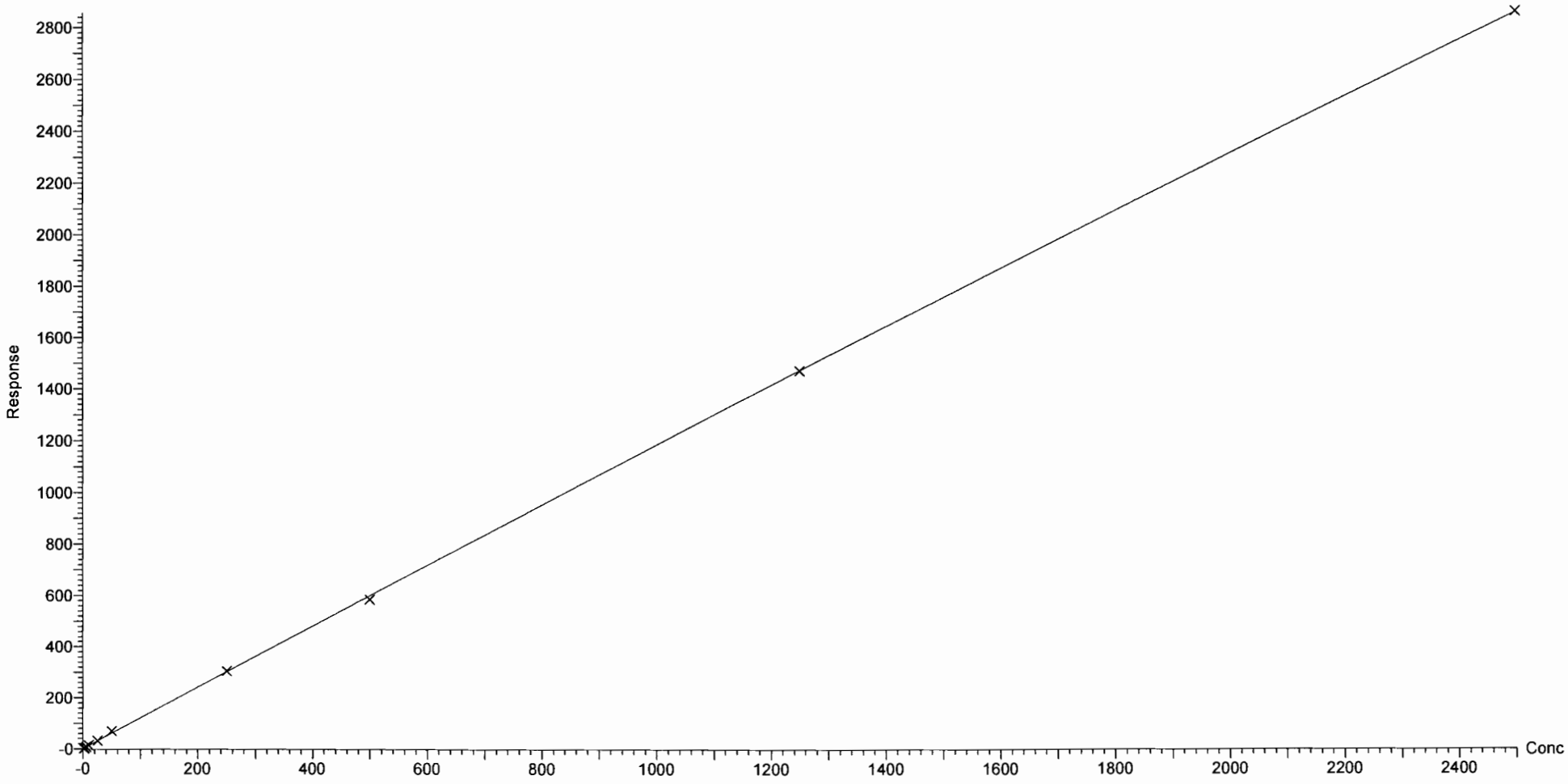

Dataset: F:\Projects\PFAS.PRO\Results\180227M1\180027M1-CRV.qld

Last Altered: Wednesday, February 28, 2018 11:15:07 Pacific Standard Time
Printed: Wednesday, February 28, 2018 11:16:29 Pacific Standard Time

Method: F:\Projects\PFAS.PRO\MethDB\PFAS_FULL_80C_022718.mdb 28 Feb 2018 09:22:07
Calibration: F:\Projects\PFAS.PRO\CurveDB\C18_VAL-PFAS_Q4_02-27-18-FULL.cdb 28 Feb 2018 11:15:07

Name: 180227M1_2, Date: 27-Feb-2018, Time: 19:30:40, ID: ST180227M1-1 PFC CS-2 18B2312, Description: PFC CS-2 18B2312

PFBA

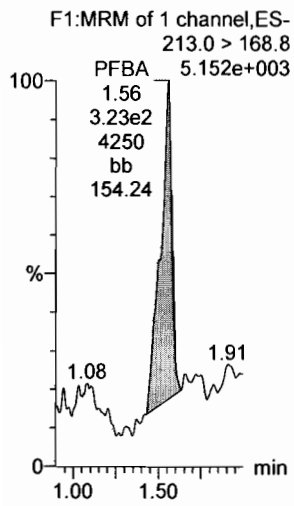

PFPeA

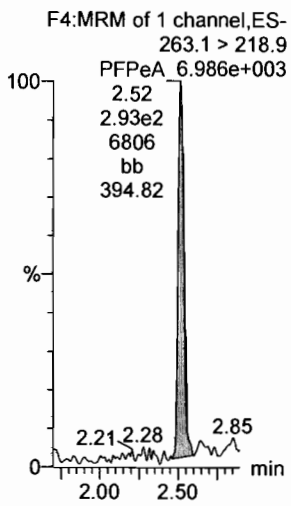

PFBS

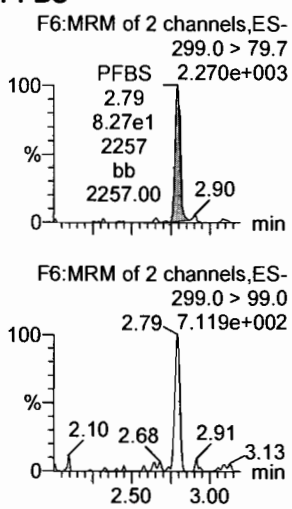

4:2 FTS

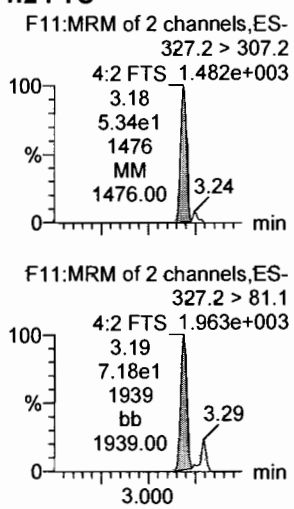

PFHxA

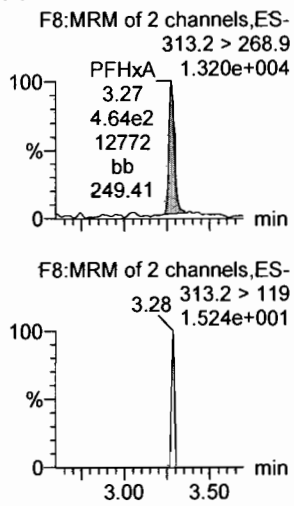

PFPeS

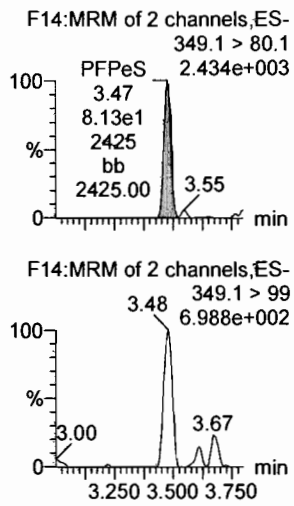

13C3-PFBA

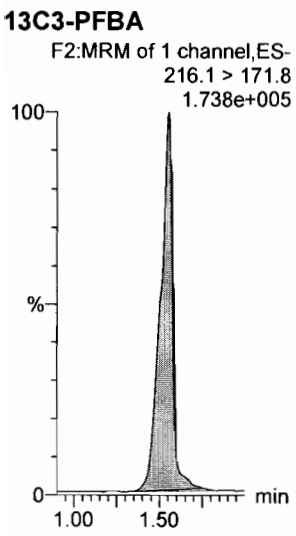

13C3-PFPeA

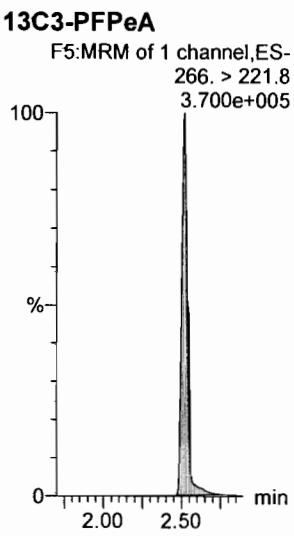

13C3-PFBS

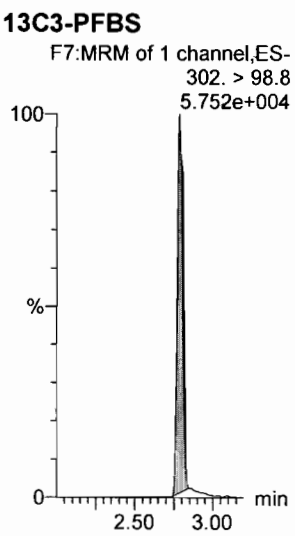

13C3-PFBS

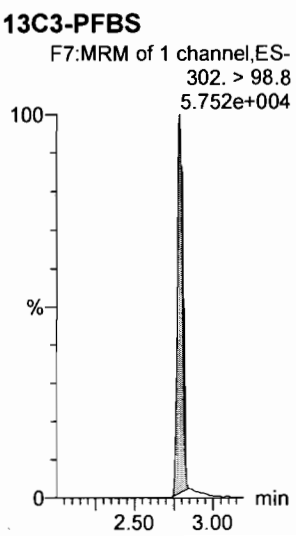

13C2-PFHxA

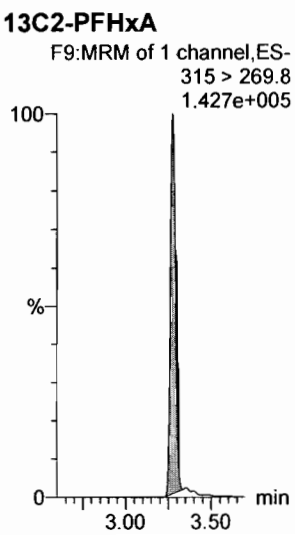

13C3-PFBS

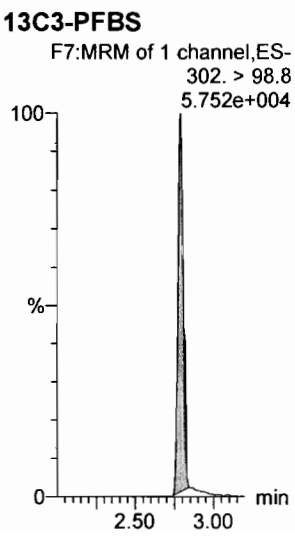

Dataset: F:\Projects\PFAS.PRO\Results\180227M1\180027M1-CRV.qld

Last Altered: Wednesday, February 28, 2018 11:15:07 Pacific Standard Time
Printed: Wednesday, February 28, 2018 11:16:29 Pacific Standard Time

Name: 180227M1_2, Date: 27-Feb-2018, Time: 19:30:40, ID: ST180227M1-1 PFC CS-2 18B2312, Description: PFC CS-2 18B2312

6:2 FTS

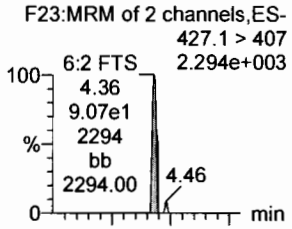

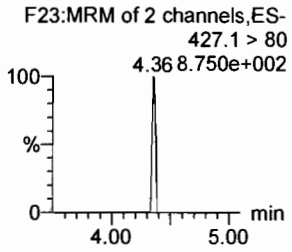

PFHpA

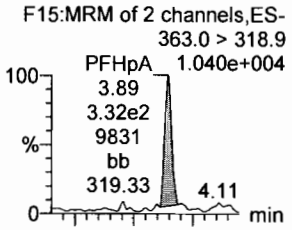

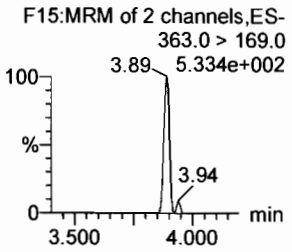

L-PFHxS

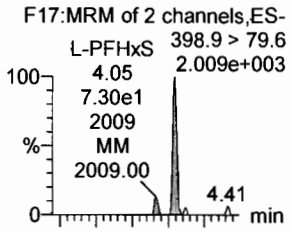

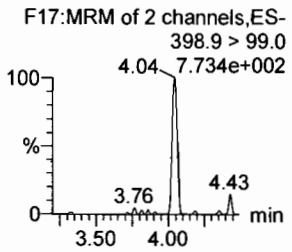

L-PFOA

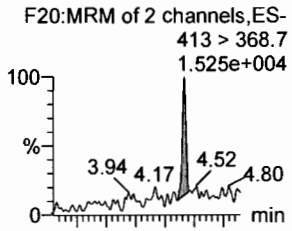

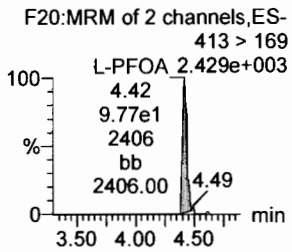

PFHpS

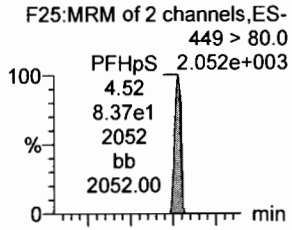

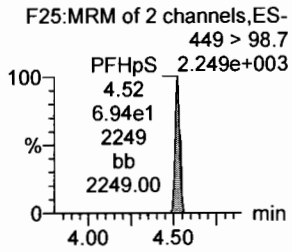

PFNA

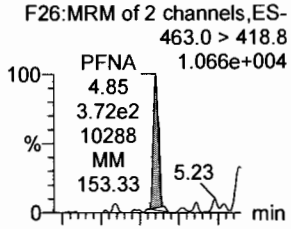

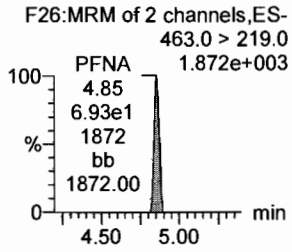

18O2-PFHxS

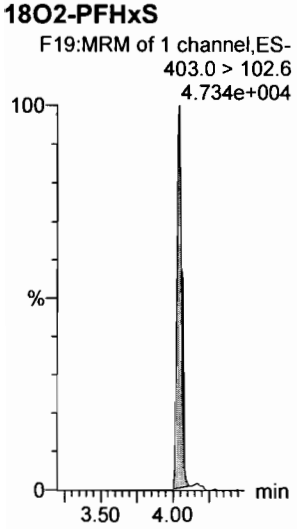

13C4-PFHpA

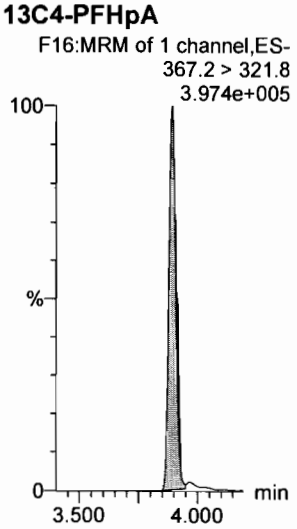

13C2-PFOA



13C2-PFOA

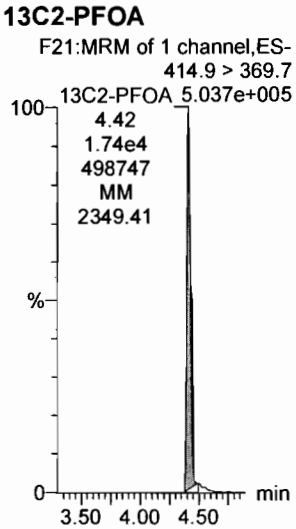

13C2-PFOA

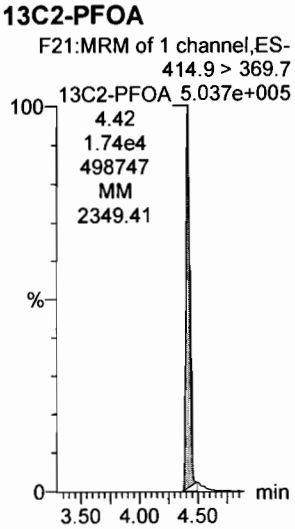

13C5-PFNA

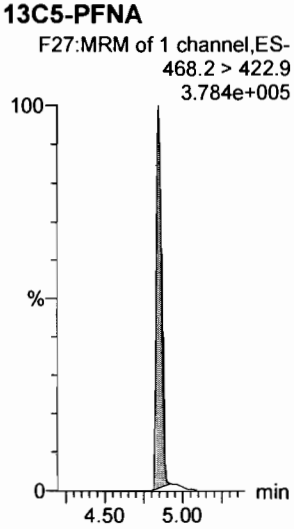

Dataset: F:\Projects\PFAS.PRO\Results\180227M1\180027M1-CRV.qld

Last Altered: Wednesday, February 28, 2018 11:15:07 Pacific Standard Time
Printed: Wednesday, February 28, 2018 11:16:29 Pacific Standard Time

Name: 180227M1_2, Date: 27-Feb-2018, Time: 19:30:40, ID: ST180227M1-1 PFC CS-2 18B2312, Description: PFC CS-2 18B2312

PFOSA

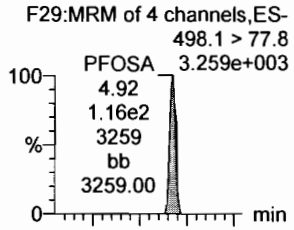

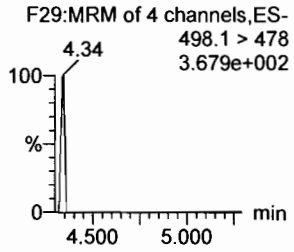

L-PFOS

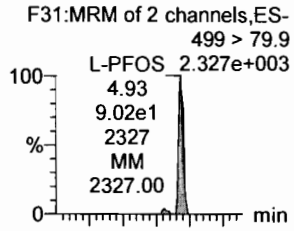

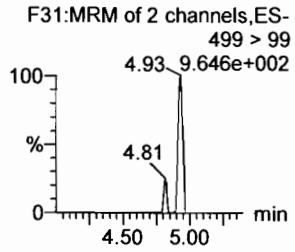

PFDA

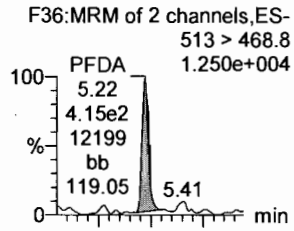

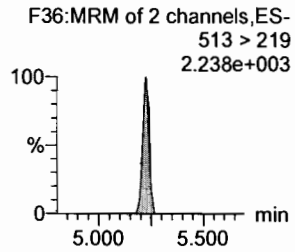

8:2 FTS

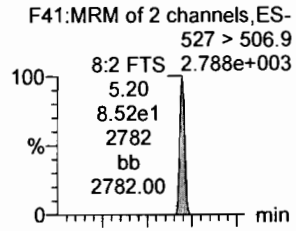

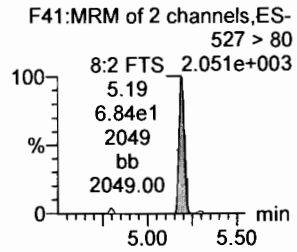

PFNS

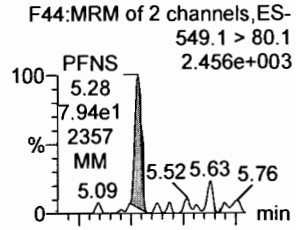

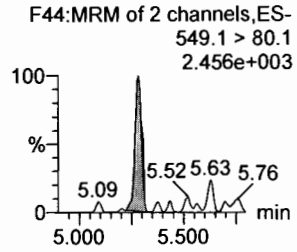

N-MeFOSAA

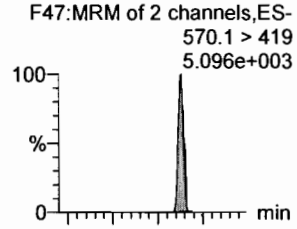

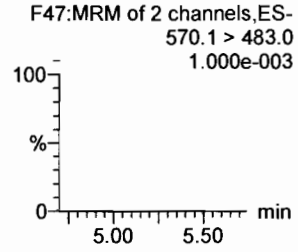

13C8-PFOSA

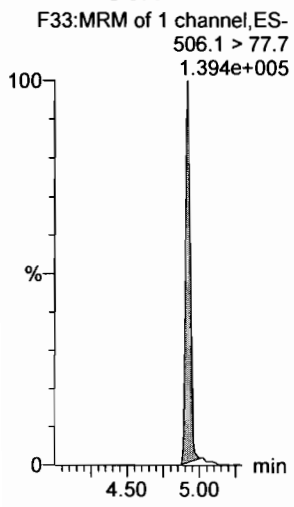

13C8-PFOS

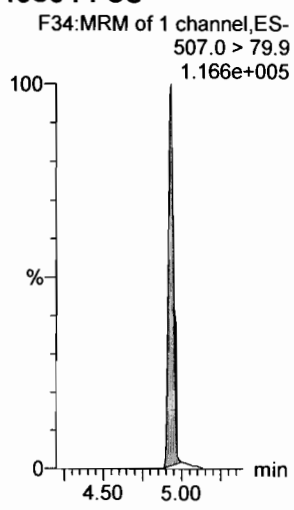

13C2-PFDA

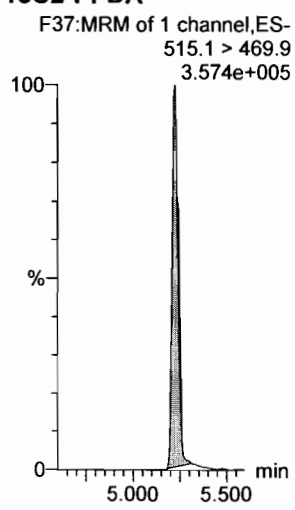

13C2-PFOA

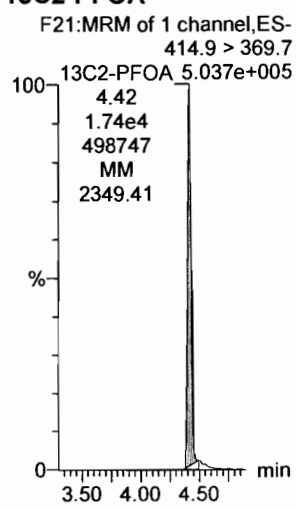

13C2-PFOA

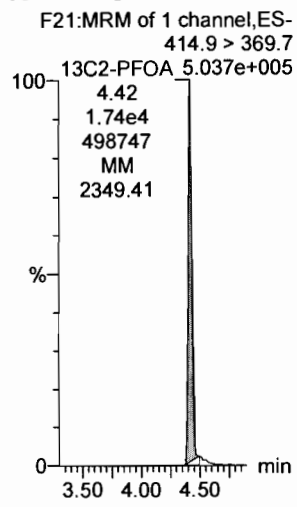

d3-N-MeFOSAA

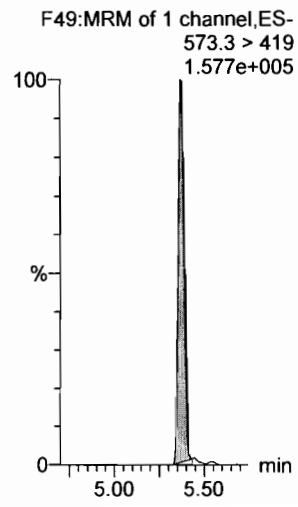

Dataset: F:\Projects\PFAS.PRO\Results\180227M1\180027M1-CRV.qld

Last Altered: Wednesday, February 28, 2018 11:15:07 Pacific Standard Time
Printed: Wednesday, February 28, 2018 11:16:29 Pacific Standard Time

Name: 180227M1_2, Date: 27-Feb-2018, Time: 19:30:40, ID: ST180227M1-1 PFC CS-2 18B2312, Description: PFC CS-2 18B2312

N-EtFOSAA

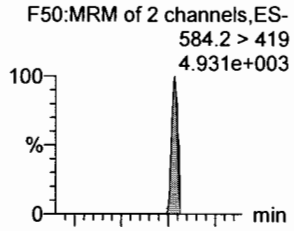

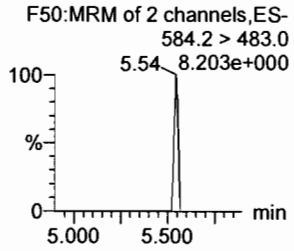

PFDoA

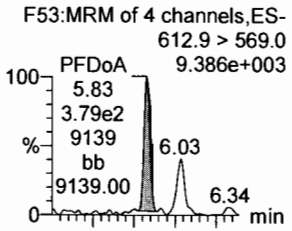

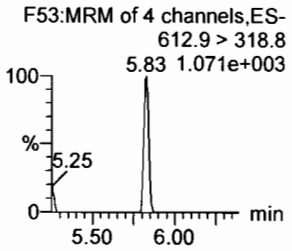

PFDS

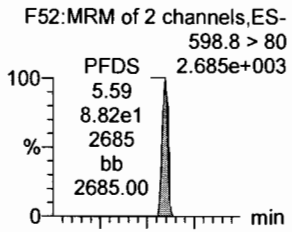

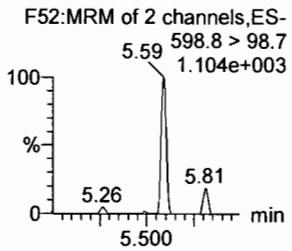

PFUdA

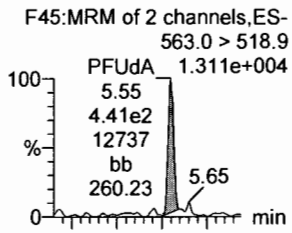

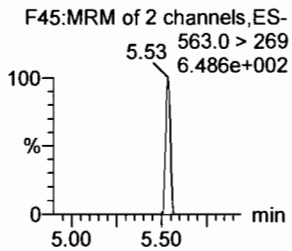

N-MeFOSA

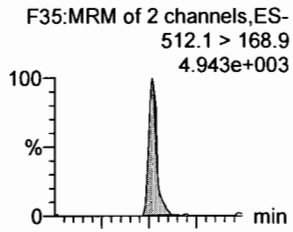

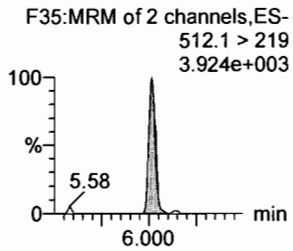

PFTrDA

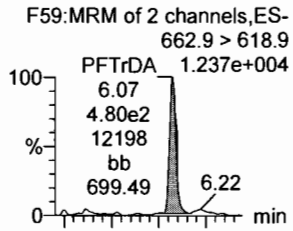

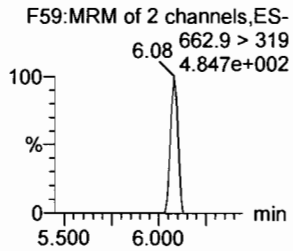

d5-N-EtFOSAA

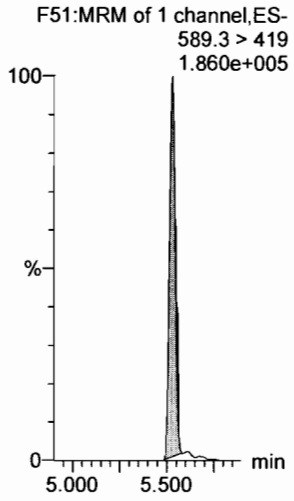

13C2-PFDoA

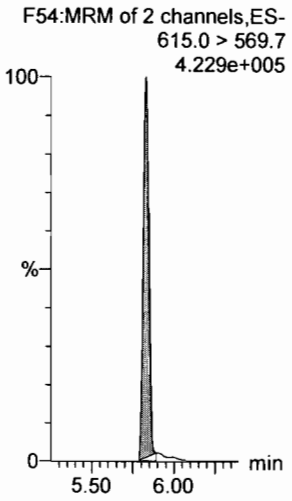

13C2-PFUdA

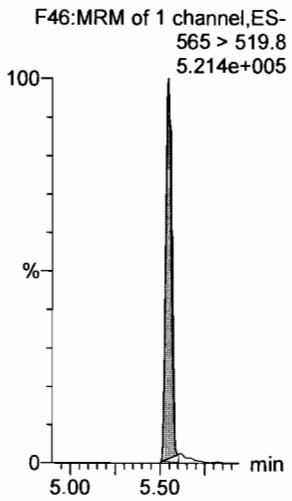

13C2-PFUdA

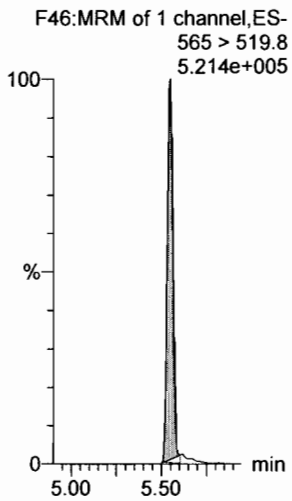

d3-N-MeFOSA

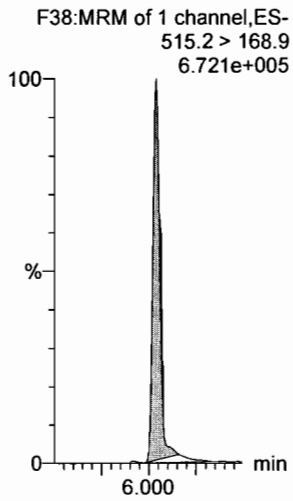

13C2-PFDoA

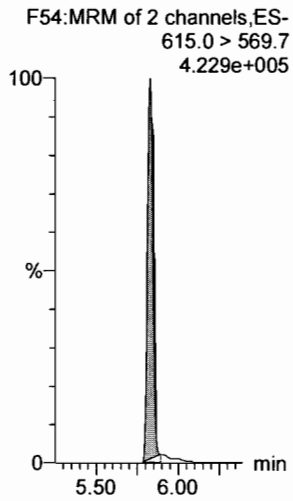

Dataset: F:\Projects\PFAS.PRO\Results\180227M1\180027M1-CRV.qld

Last Altered: Wednesday, February 28, 2018 11:15:07 Pacific Standard Time
Printed: Wednesday, February 28, 2018 11:16:29 Pacific Standard Time

Name: 180227M1_2, Date: 27-Feb-2018, Time: 19:30:40, ID: ST180227M1-1 PFC CS-2 18B2312, Description: PFC CS-2 18B2312

PFTeDA

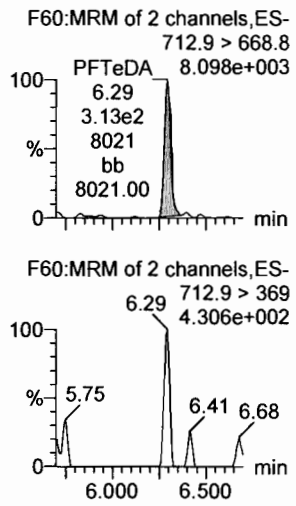

N-EtFOSA

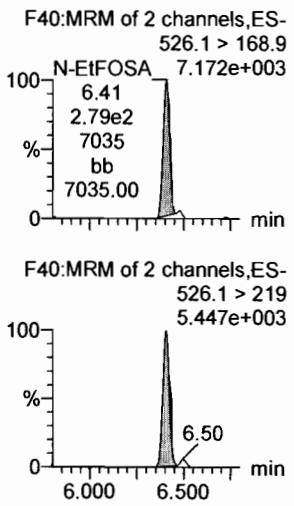

PFHxDA

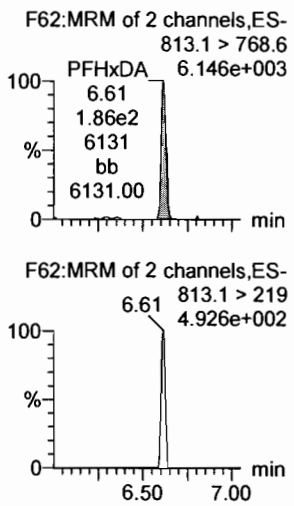

PFODA

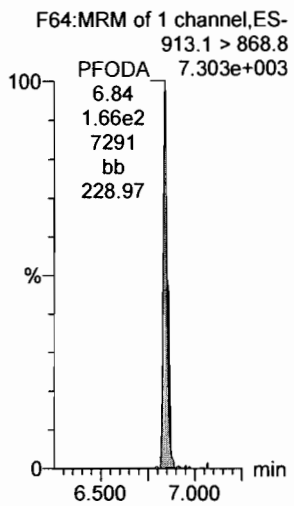

N-MeFOSE

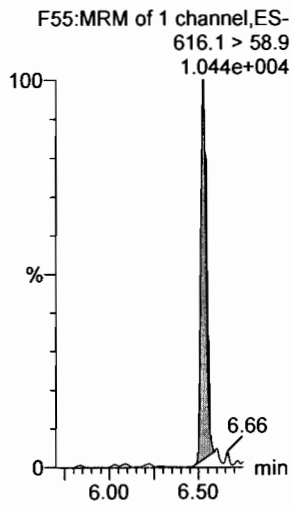

N-EtFOSE

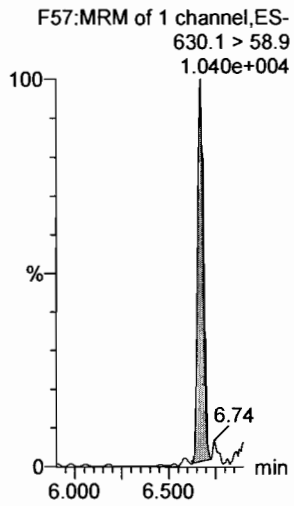

13C2-PFTeDA

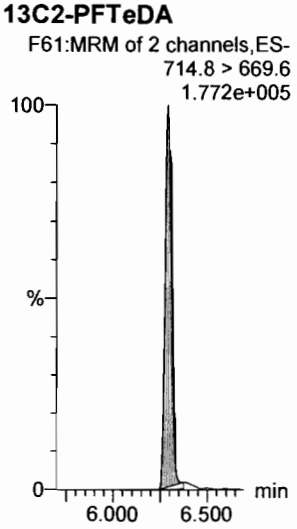

d5-N-ETFOSA

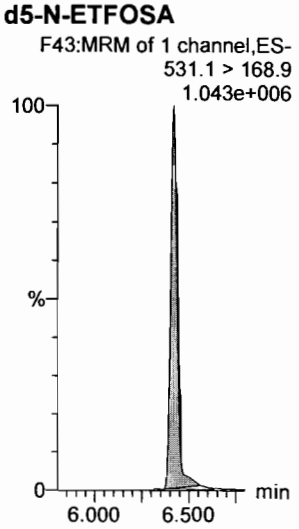

13C2-PFHxDA

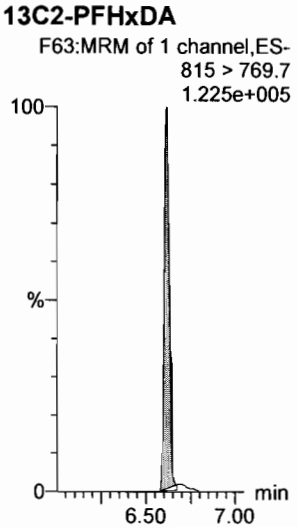

13C2-PFHxDA

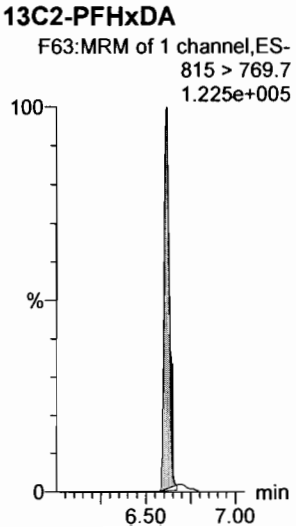

d7-N-MeFOSE

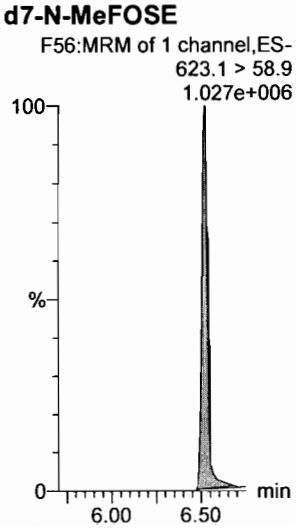

d9-N-EtFOSE

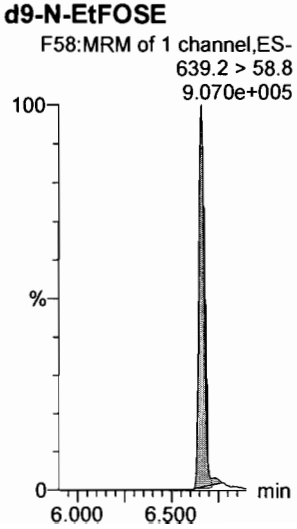

Dataset: F:\Projects\PFAS.PRO\Results\180227M1\180027M1-CRV.qld

Last Altered: Wednesday, February 28, 2018 11:15:07 Pacific Standard Time
Printed: Wednesday, February 28, 2018 11:16:29 Pacific Standard Time

Name: 180227M1_2, Date: 27-Feb-2018, Time: 19:30:40, ID: ST180227M1-1 PFC CS-2 18B2312, Description: PFC CS-2 18B2312

13C4-PFBA

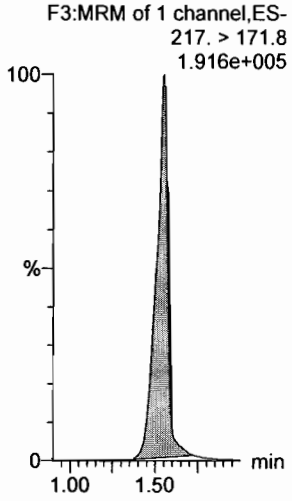

13C5-PFHxA

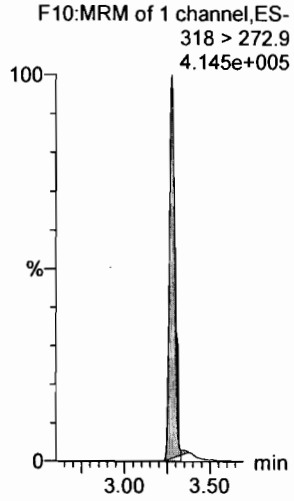

13C3-PFHxS

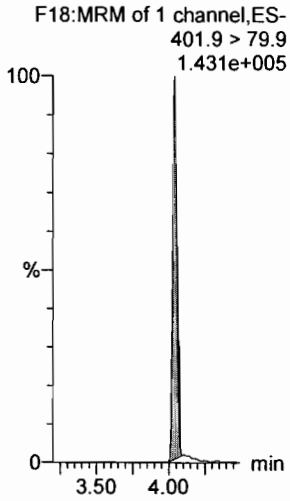

13C8-PFOA



13C9-PFNA

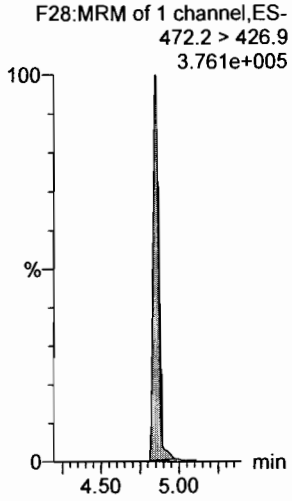

13C4-PFOS

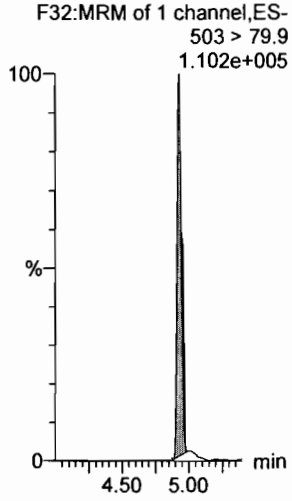

13C6-PFDA

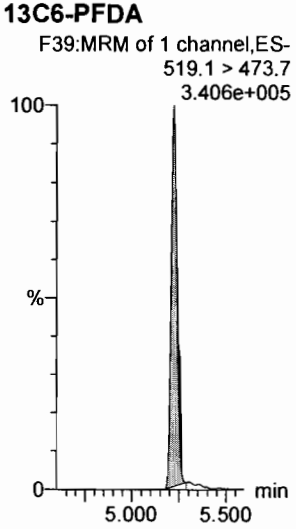

13C7-PFUdA

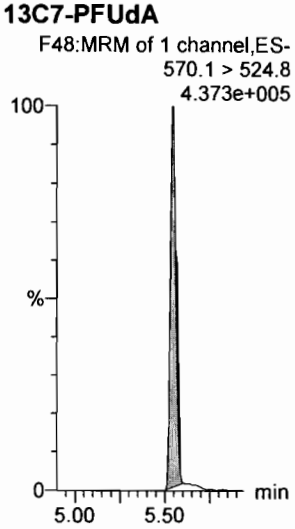

Dataset: F:\Projects\PFAS.PRO\Results\180227M1\180027M1-CRV.qld

Last Altered: Wednesday, February 28, 2018 11:15:07 Pacific Standard Time
Printed: Wednesday, February 28, 2018 11:16:29 Pacific Standard Time

Name: 180227M1_3, Date: 27-Feb-2018, Time: 19:42:07, ID: ST180227M1-2 PFC CS-1 18B2313, Description: PFC CS-1 18B2313

PFBA

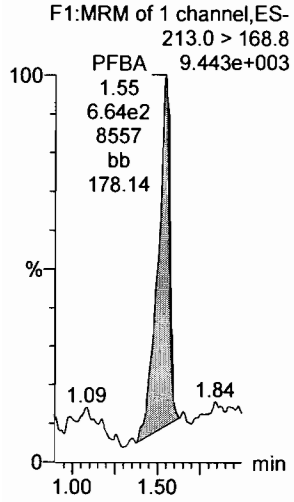

PFPeA

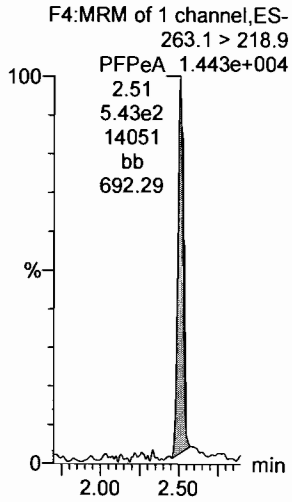

PFBS

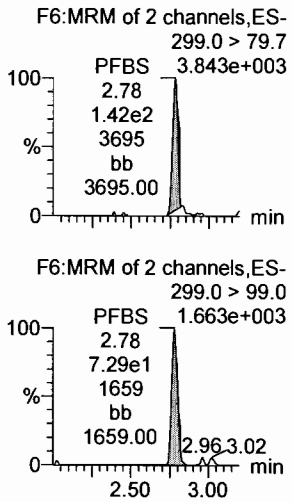

4:2 FTS

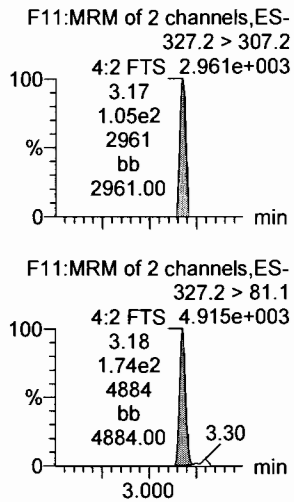

PFHxA

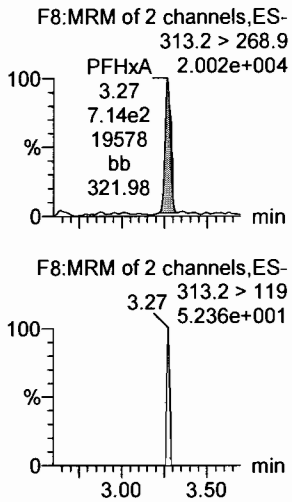

PFPeS

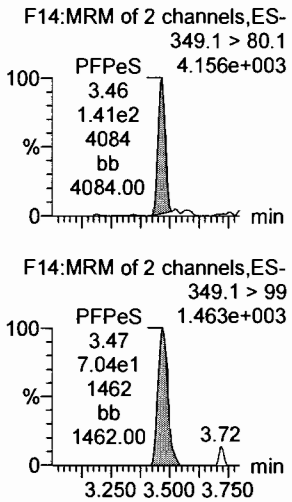

13C3-PFBA

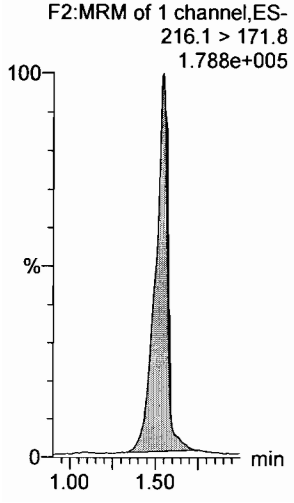

13C3-PFPeA

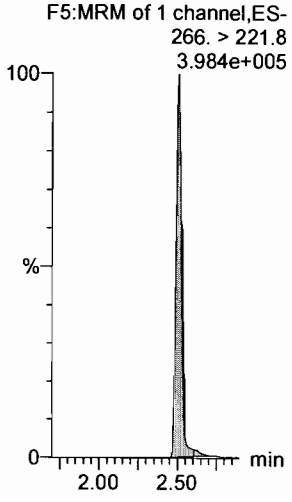

13C3-PFBS

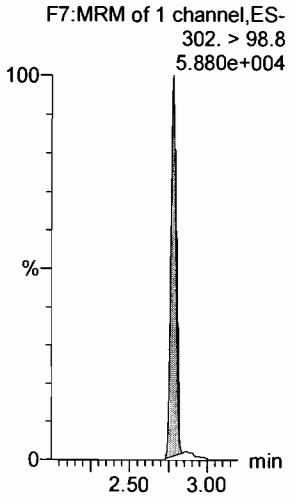

13C3-PFBS

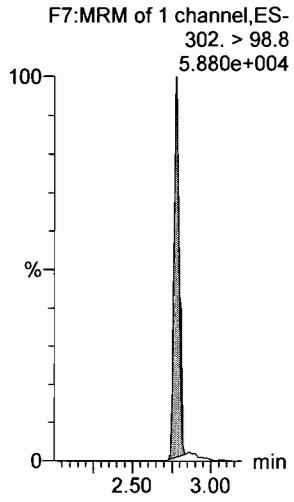

13C2-PFHxA

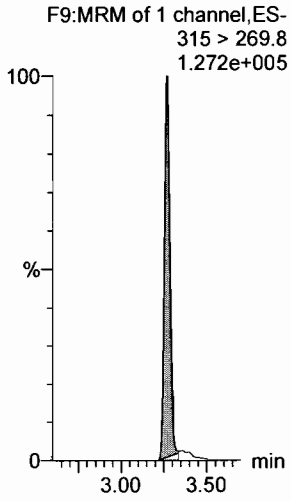

13C3-PFBS

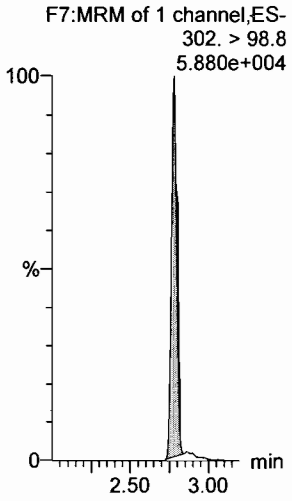

Dataset: F:\Projects\PFAS.PRO\Results\180227M1\180027M1-CRV.qld

Last Altered: Wednesday, February 28, 2018 11:15:07 Pacific Standard Time
Printed: Wednesday, February 28, 2018 11:16:29 Pacific Standard Time

Name: 180227M1_3, Date: 27-Feb-2018, Time: 19:42:07, ID: ST180227M1-2 PFC CS-1 18B2313, Description: PFC CS-1 18B2313

6:2 FTS

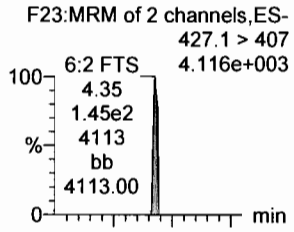

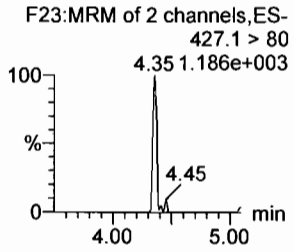

PFHpA

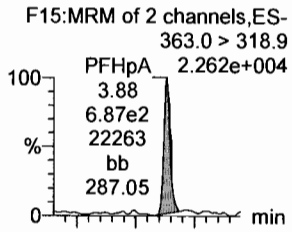

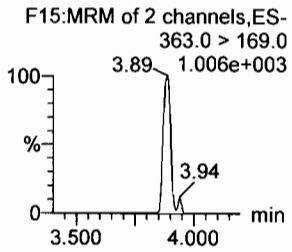

L-PFHxS

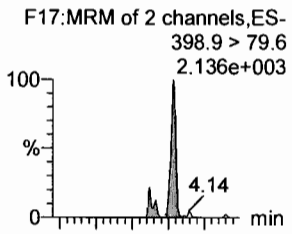

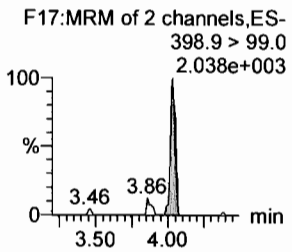

L-PFOA

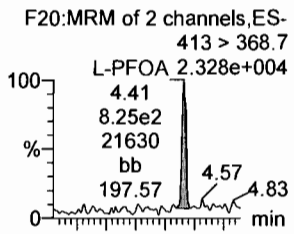

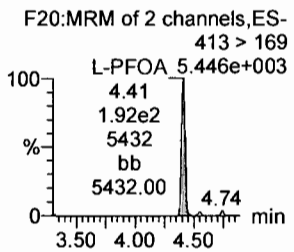

PFHpS

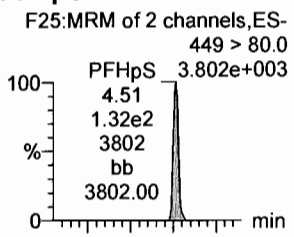

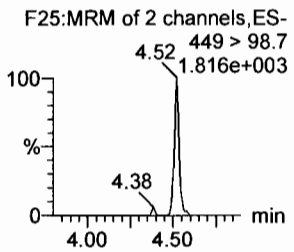

PFNA

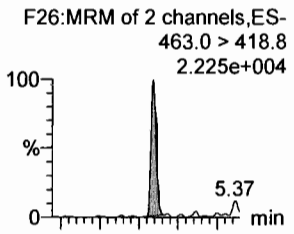

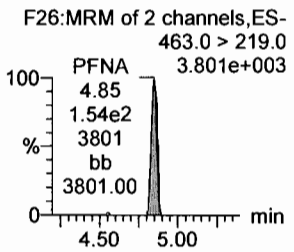

18O2-PFHxS

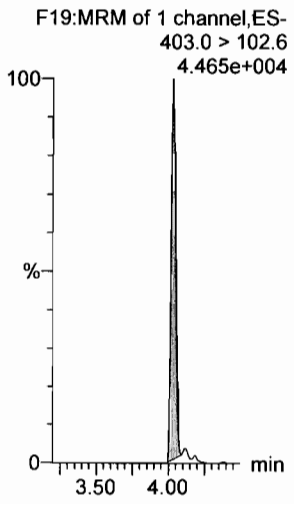

13C4-PFHpA

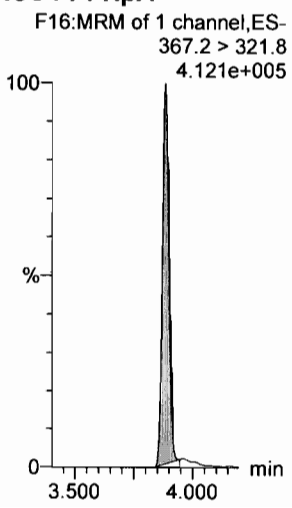

13C2-PFOA

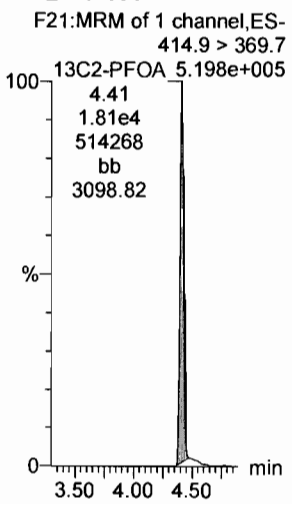

13C2-PFOA

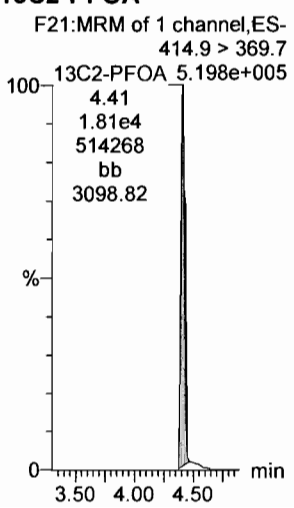

13C2-PFOA

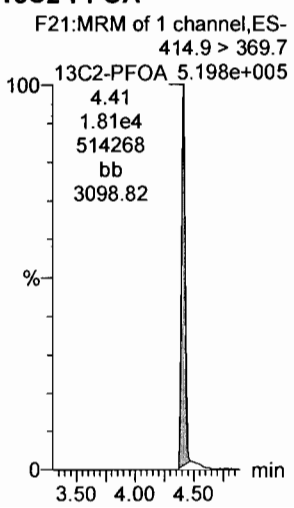

13C5-PFNA

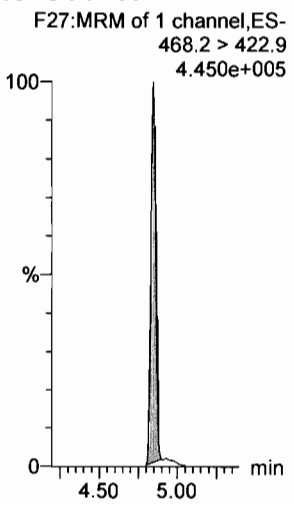

Dataset: F:\Projects\PFAS.PRO\Results\180227M1\180027M1-CRV.qld

Last Altered: Wednesday, February 28, 2018 11:15:07 Pacific Standard Time
Printed: Wednesday, February 28, 2018 11:16:29 Pacific Standard Time

Name: 180227M1_3, Date: 27-Feb-2018, Time: 19:42:07, ID: ST180227M1-2 PFC CS-1 18B2313, Description: PFC CS-1 18B2313

PFOSA

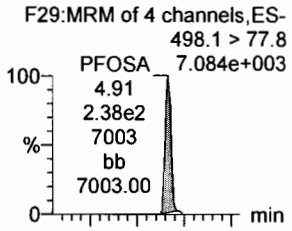

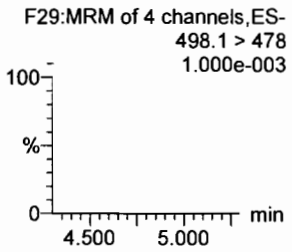

L-PFOS

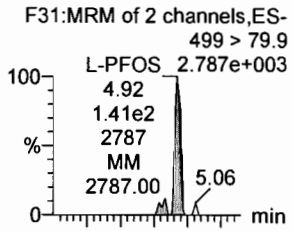

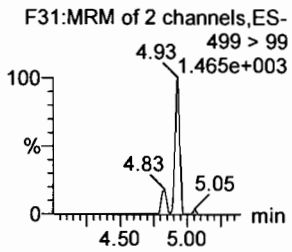

PFDA

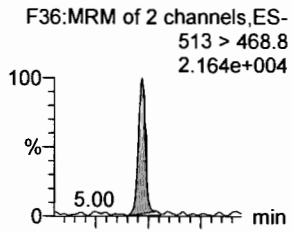

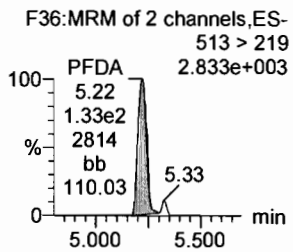

8:2 FTS

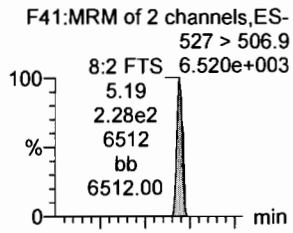

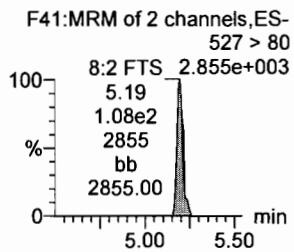

PFNS

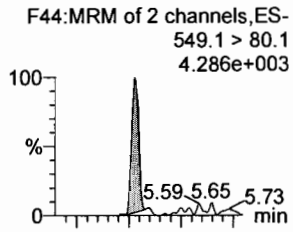

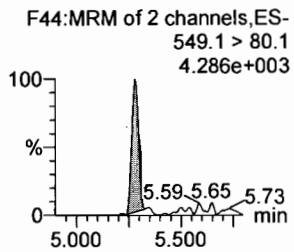

N-MeFOSAA

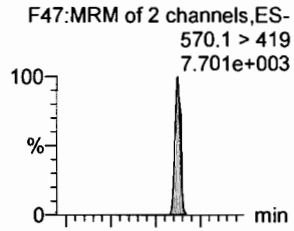

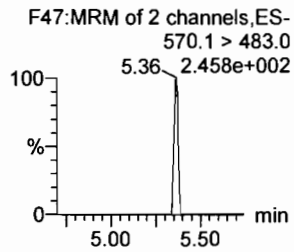

13C8-PFOSA

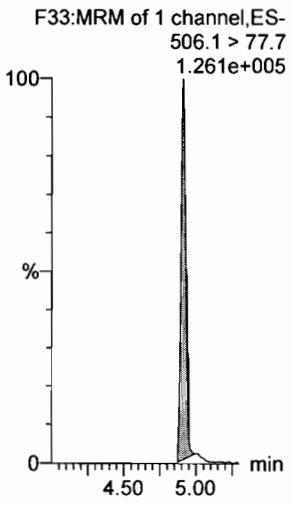

13C8-PFOS

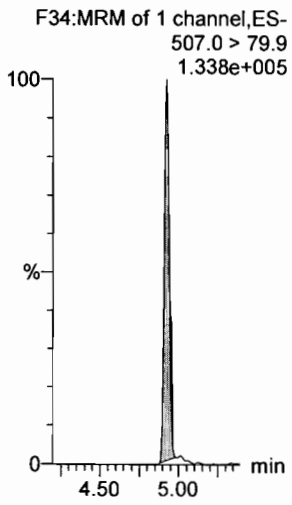

13C2-PFDA

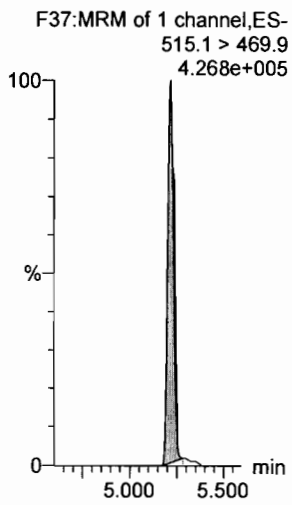

13C2-PFOA

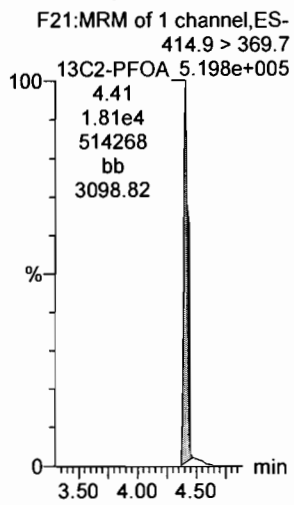

13C2-PFOA

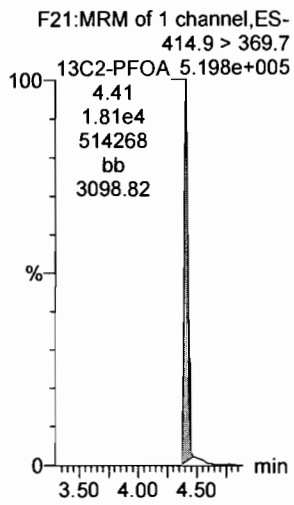

d3-N-MeFOSAA

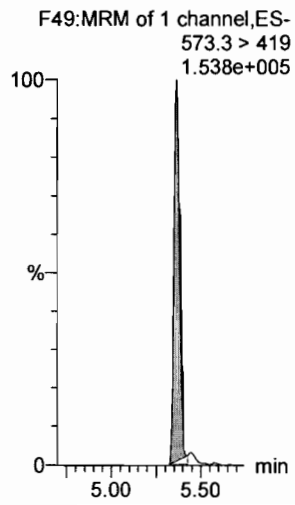

Dataset: F:\Projects\PFAS.PRO\Results\180227M1\180027M1-CRV.qld

Last Altered: Wednesday, February 28, 2018 11:15:07 Pacific Standard Time
Printed: Wednesday, February 28, 2018 11:16:29 Pacific Standard Time

Name: 180227M1_3, Date: 27-Feb-2018, Time: 19:42:07, ID: ST180227M1-2 PFC CS-1 18B2313, Description: PFC CS-1 18B2313

N-EtFOSAA

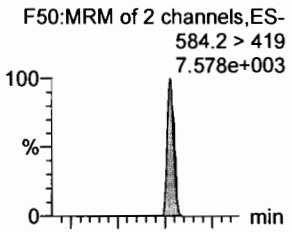

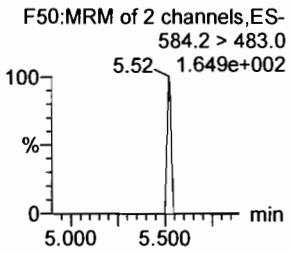

PFDoA

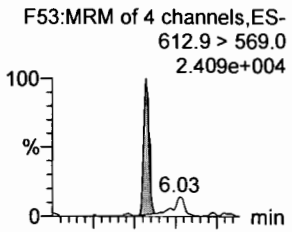

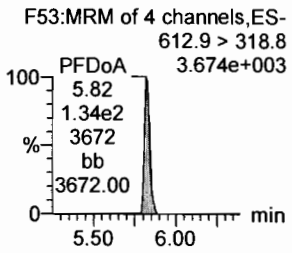

PFDS

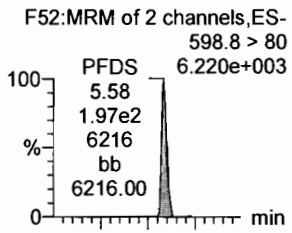

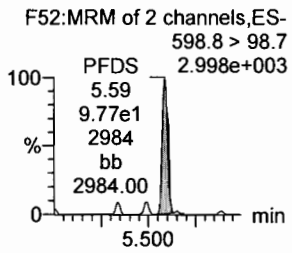

PFUdA

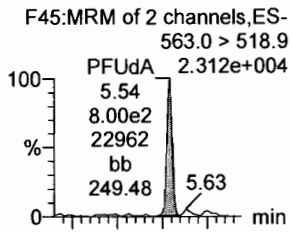

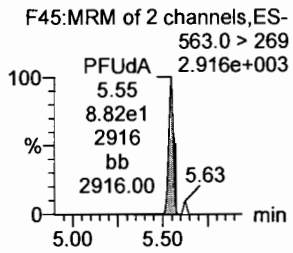

N-MeFOSA

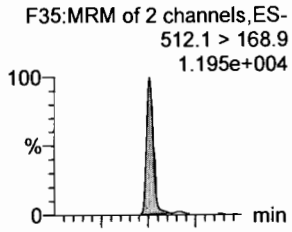

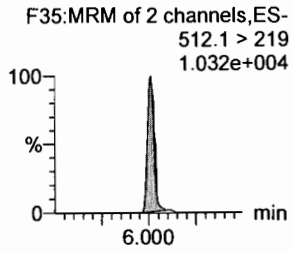

PFTrDA

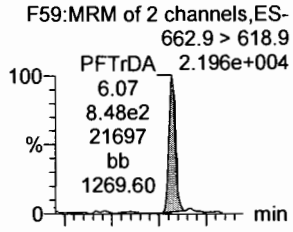

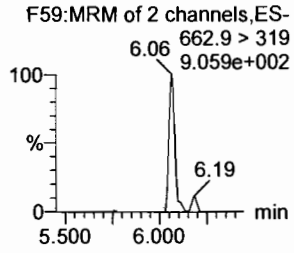

d5-N-EtFOSAA

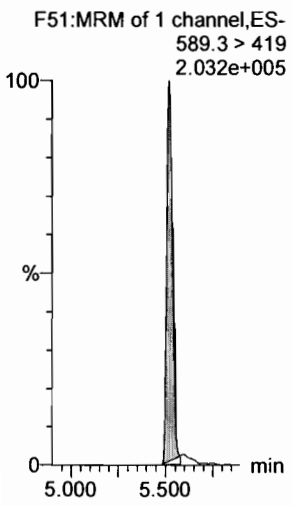

13C2-PFDoA

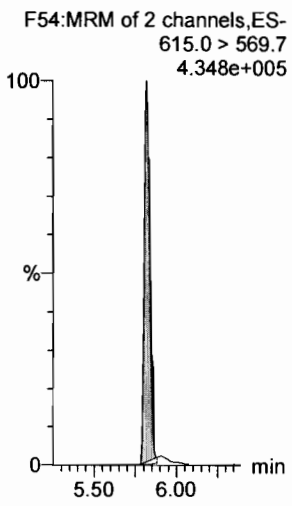

13C2-PFUdA

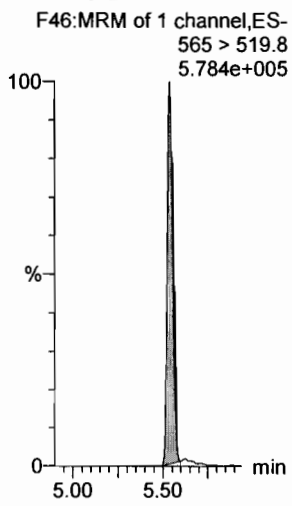

13C2-PFUdA

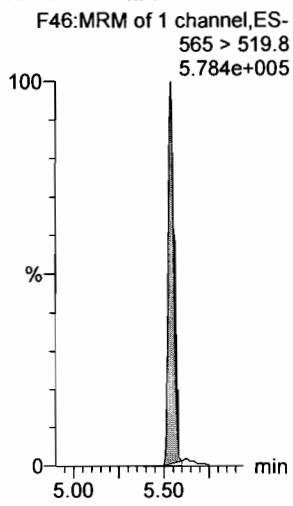

d3-N-MeFOSA

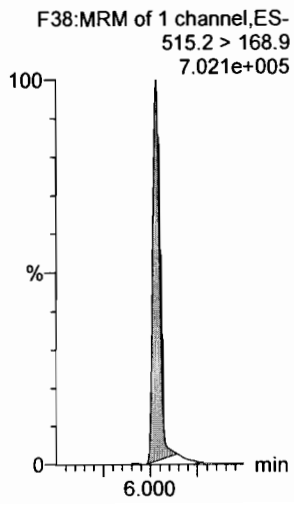

13C2-PFDoA

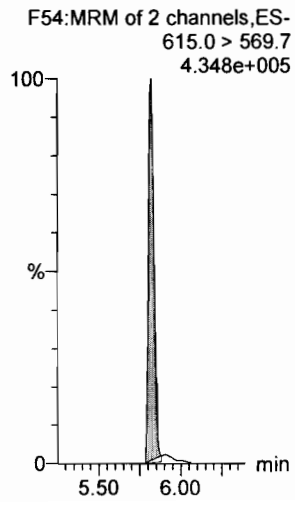

Dataset: F:\Projects\PFAS.PRO\Results\180227M1\180027M1-CRV.qld

Last Altered: Wednesday, February 28, 2018 11:15:07 Pacific Standard Time
Printed: Wednesday, February 28, 2018 11:16:29 Pacific Standard Time

Name: 180227M1_3, Date: 27-Feb-2018, Time: 19:42:07, ID: ST180227M1-2 PFC CS-1 18B2313, Description: PFC CS-1 18B2313

PFTeDA

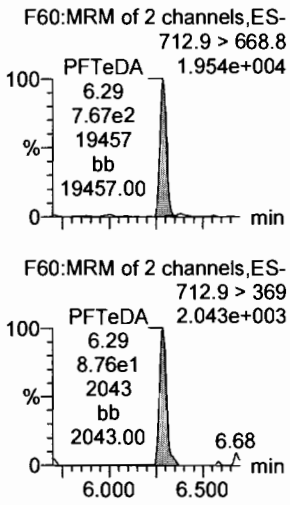

N-EtFOSA

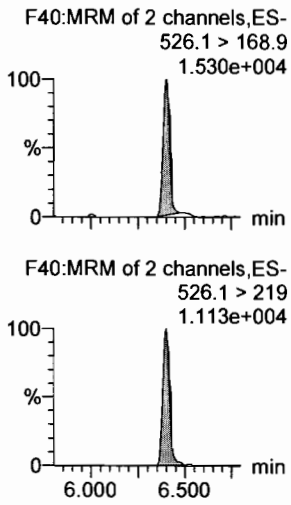

PFHxDA

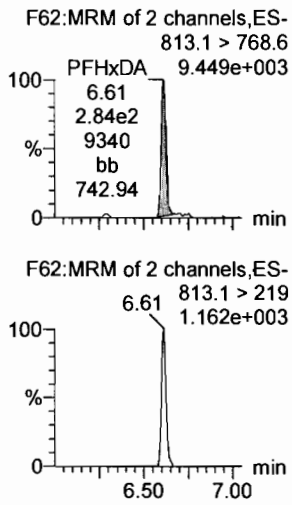

PFODA

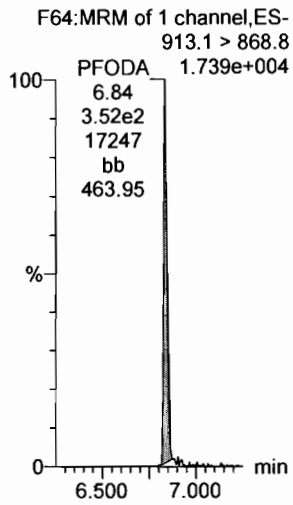

N-MeFOSE

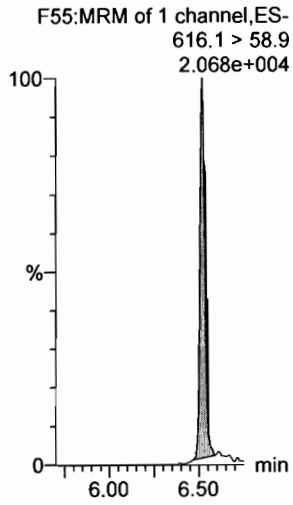

N-EtFOSE

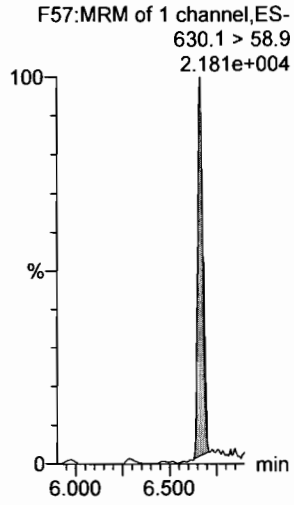

13C2-PFTeDA

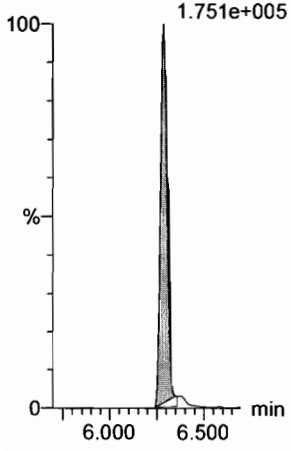

d5-N-ETFOSA

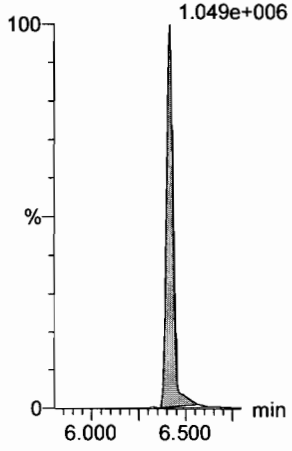

13C2-PFHxDA

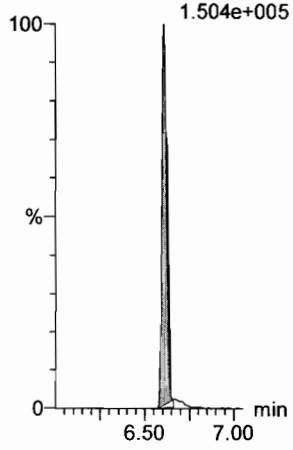

13C2-PFHxDA

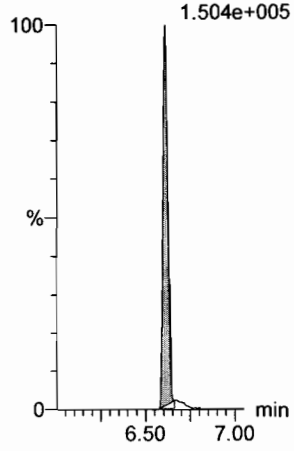

d7-N-MeFOSE

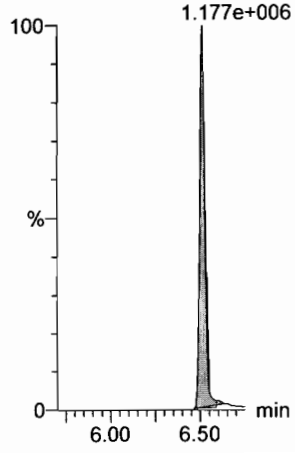

d9-N-EtFOSE



Dataset: F:\Projects\PFAS.PRO\Results\180227M1\180027M1-CRV.qld

Last Altered: Wednesday, February 28, 2018 11:15:07 Pacific Standard Time
Printed: Wednesday, February 28, 2018 11:16:29 Pacific Standard Time

Name: 180227M1_3, Date: 27-Feb-2018, Time: 19:42:07, ID: ST180227M1-2 PFC CS-1 18B2313, Description: PFC CS-1 18B2313

13C4-PFBA

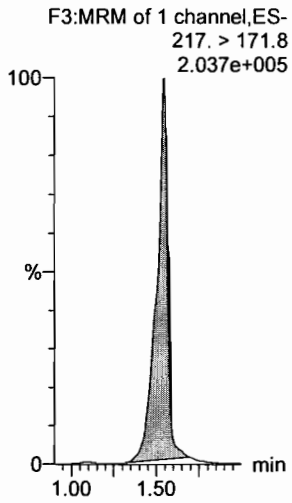

13C5-PFHxA

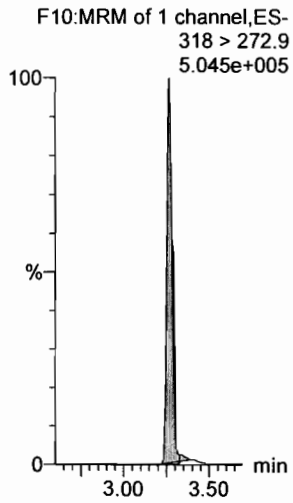

13C3-PFHxS

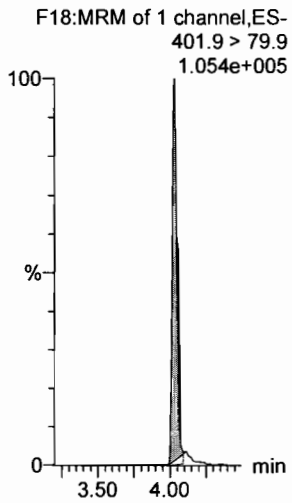

13C8-PFOA

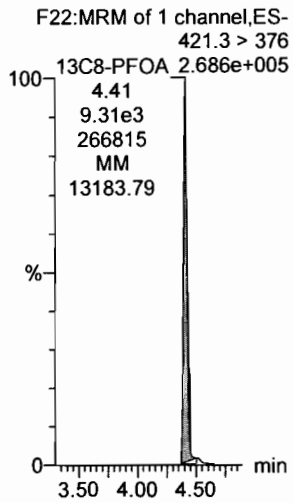

13C9-PFNA

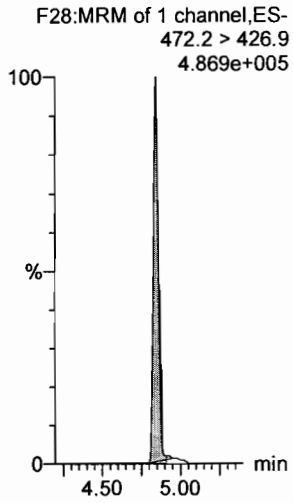

13C4-PFOS

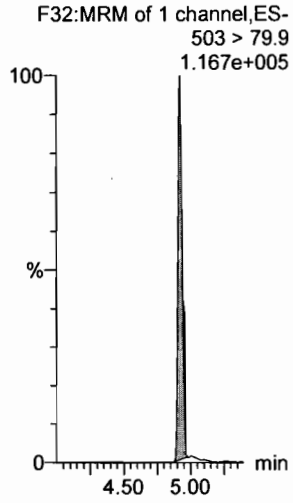

13C6-PFDA

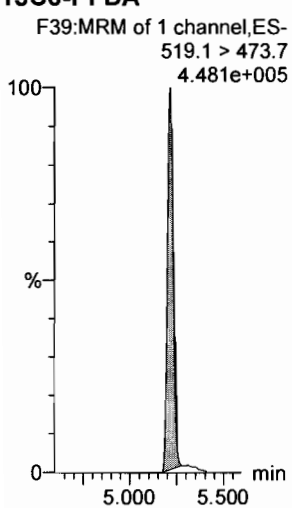

13C7-PFUdA

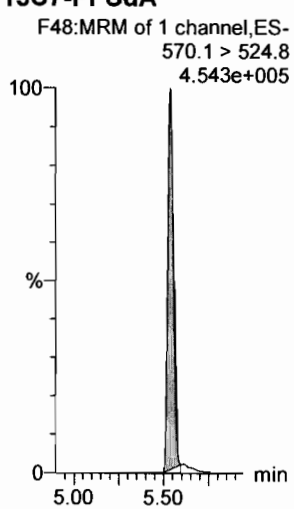

Dataset: F:\Projects\PFAS.PRO\Results\180227M1\180027M1-CRV.qld

Last Altered: Wednesday, February 28, 2018 11:15:07 Pacific Standard Time
Printed: Wednesday, February 28, 2018 11:16:29 Pacific Standard Time

Name: 180227M1_4, Date: 27-Feb-2018, Time: 19:53:34, ID: ST180227M1-3 PFC CS0 18B2314, Description: PFC CS0 18B2314

PFBA

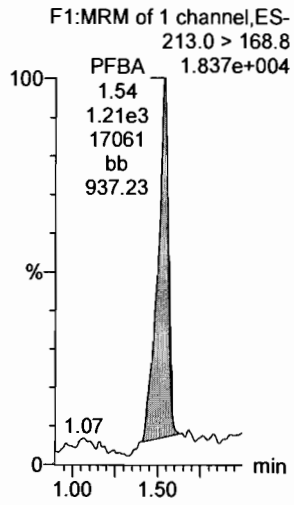

PFPeA

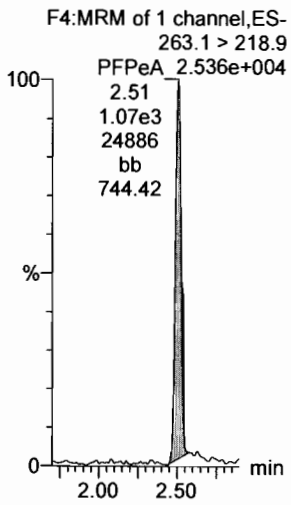

PFBS

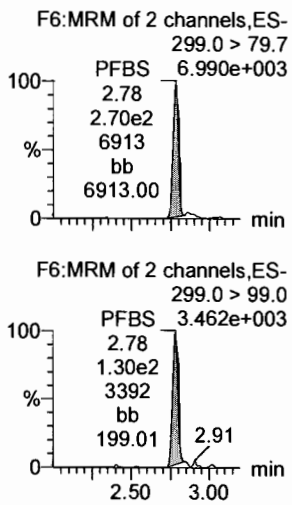

4:2 FTS

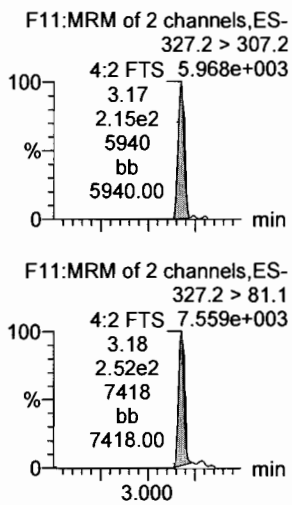

PFHxA

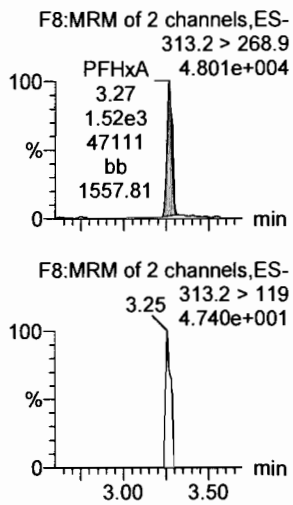

PFPeS

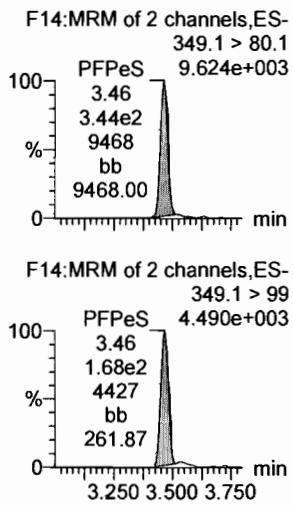

13C3-PFBA

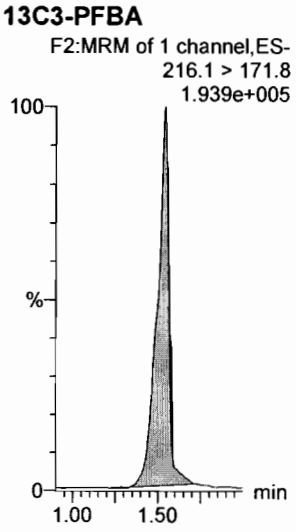

13C3-PFPeA

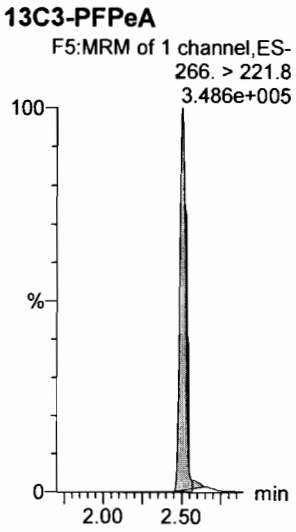

13C3-PFBS

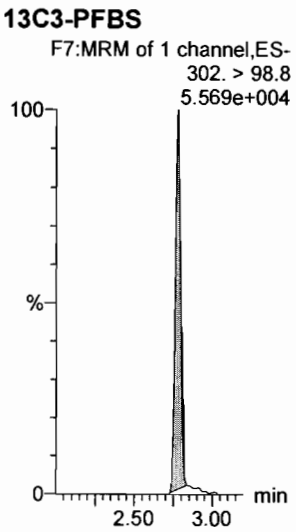

13C3-PFBS

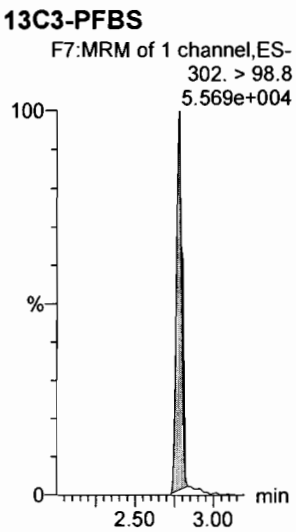

13C2-PFHxA

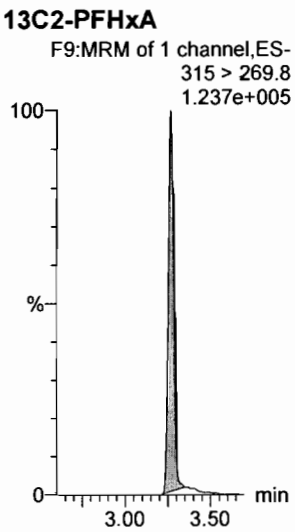

13C3-PFBS

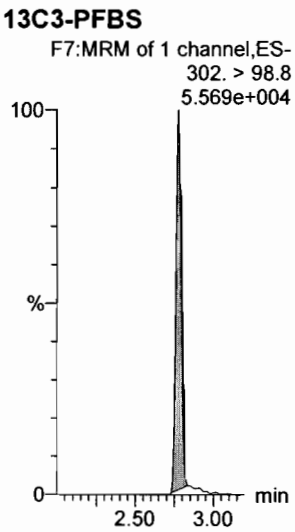

Dataset: F:\Projects\PFAS.PRO\Results\180227M1\180027M1-CRV.qld

Last Altered: Wednesday, February 28, 2018 11:15:07 Pacific Standard Time
Printed: Wednesday, February 28, 2018 11:16:29 Pacific Standard Time

Name: 180227M1_4, Date: 27-Feb-2018, Time: 19:53:34, ID: ST180227M1-3 PFC CS0 18B2314, Description: PFC CS0 18B2314

6:2 FTS

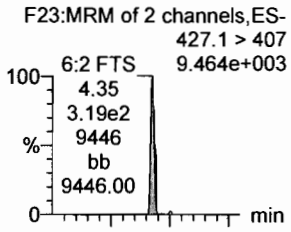

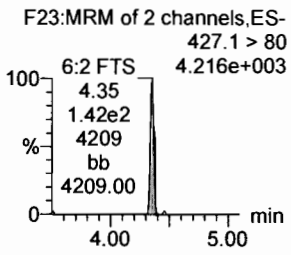

PFHpA

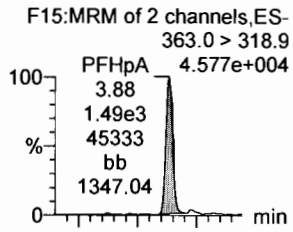

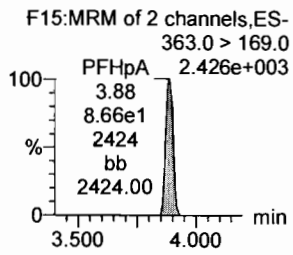

L-PFHxS

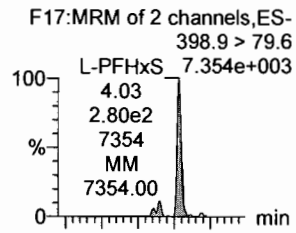

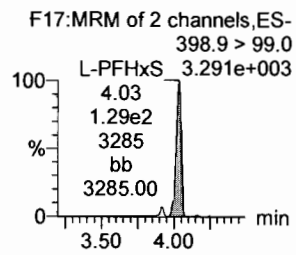

L-PFOA

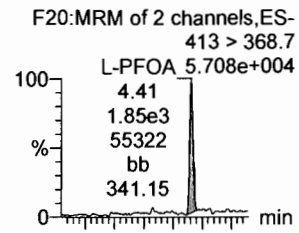



PFHpS

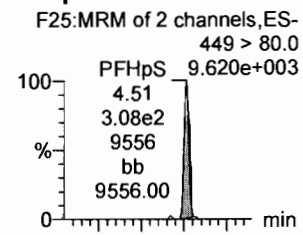

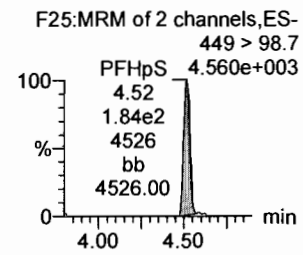

PFNA

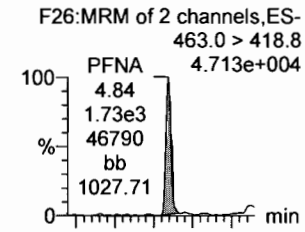

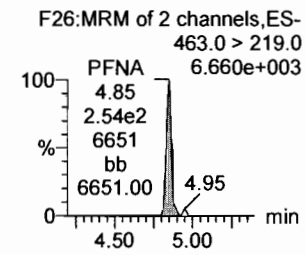

18O2-PFHxS

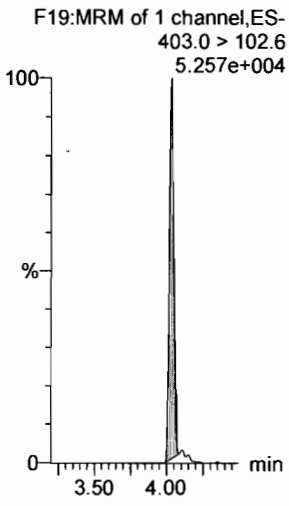

13C4-PFHpA

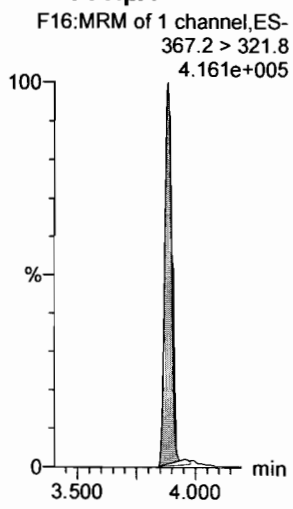

13C2-PFOA

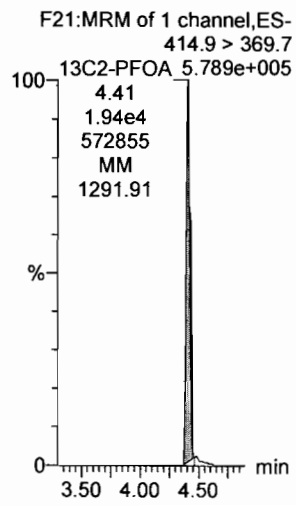

13C2-PFOA

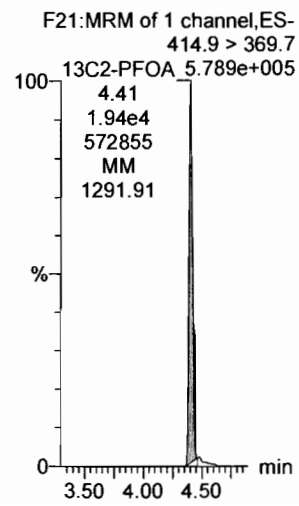

13C2-PFOA

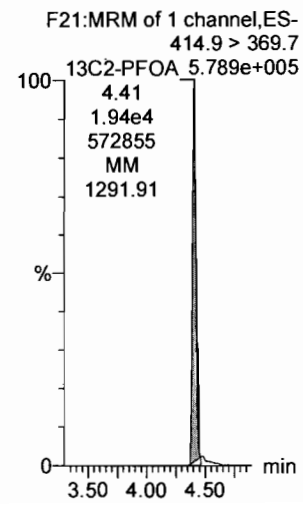

13C5-PFNA

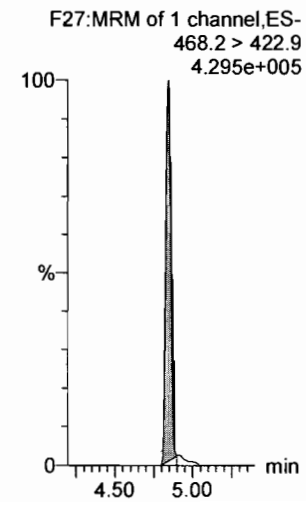

Dataset: F:\Projects\PFAS.PRO\Results\180227M1\180027M1-CRV.qld

Last Altered: Wednesday, February 28, 2018 11:15:07 Pacific Standard Time
Printed: Wednesday, February 28, 2018 11:16:29 Pacific Standard Time

Name: 180227M1_4, Date: 27-Feb-2018, Time: 19:53:34, ID: ST180227M1-3 PFC CS0 18B2314, Description: PFC CS0 18B2314

PFOSA

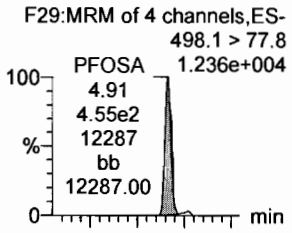

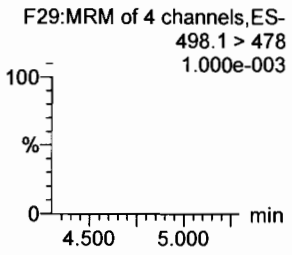

L-PFOS

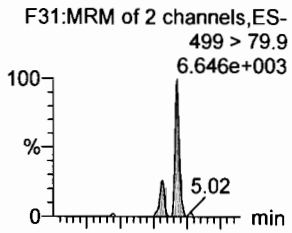

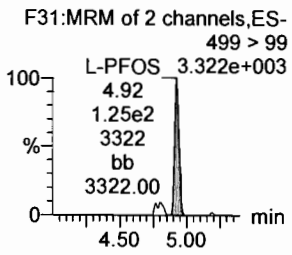

PFDA

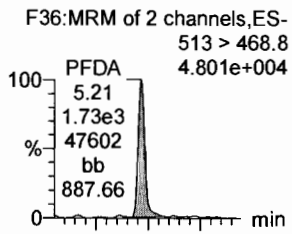

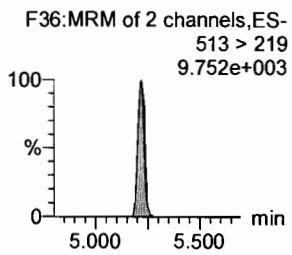

8:2 FTS

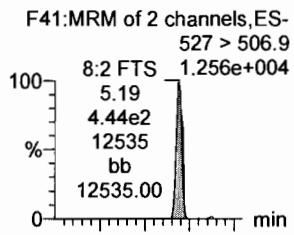

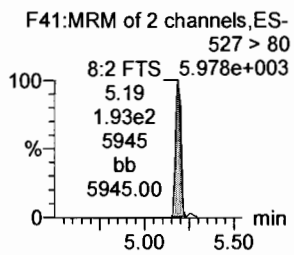

PFNS

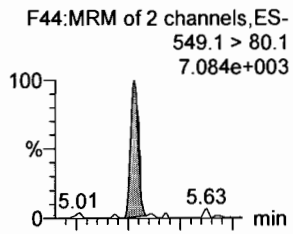

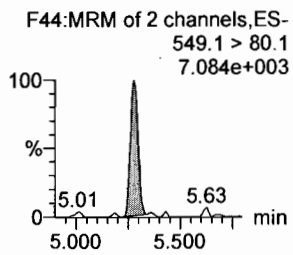

N-MeFOSAA

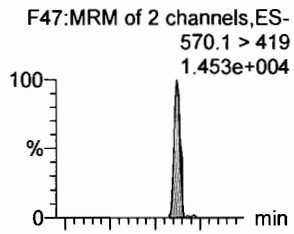

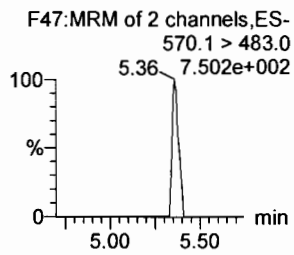

13C8-PFOSA

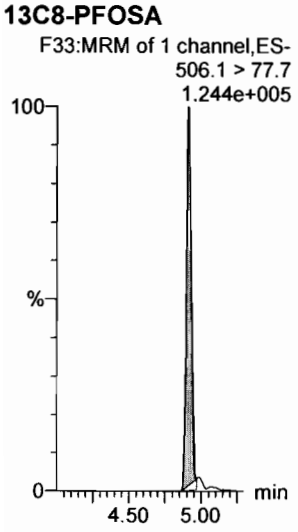

13C8-PFOS

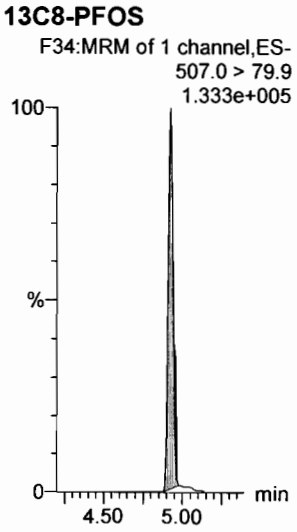

13C2-PFDA

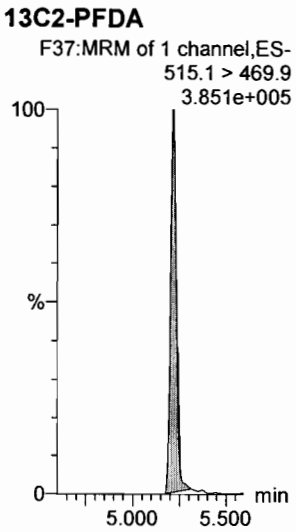

13C2-PFOA



13C2-PFOA

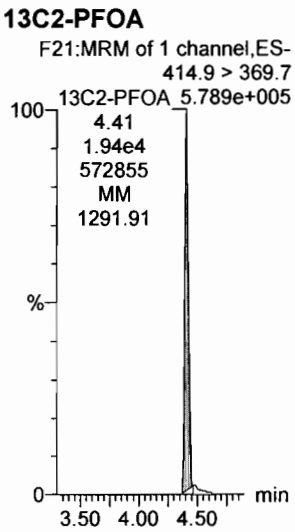

d3-N-MeFOSAA



Dataset: F:\Projects\PFAS.PRO\Results\180227M1\180027M1-CRV.qld

Last Altered: Wednesday, February 28, 2018 11:15:07 Pacific Standard Time
Printed: Wednesday, February 28, 2018 11:16:29 Pacific Standard Time

Name: 180227M1_4, Date: 27-Feb-2018, Time: 19:53:34, ID: ST180227M1-3 PFC CS0 18B2314, Description: PFC CS0 18B2314

N-EtFOSAA

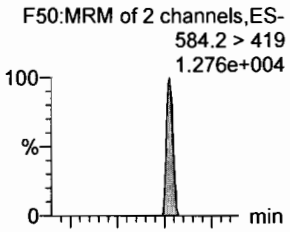

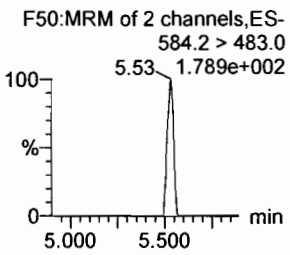

PFDoA

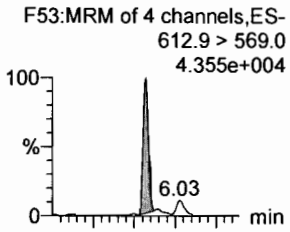

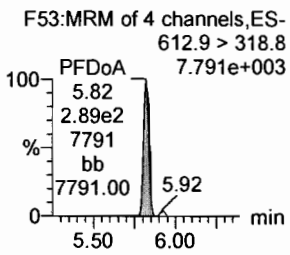

PFDS

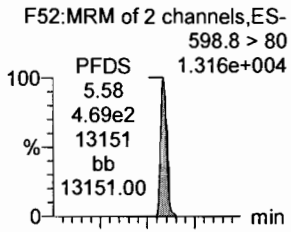

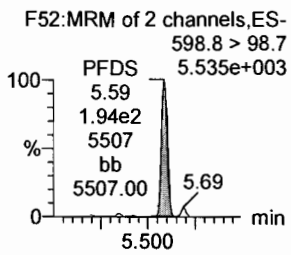

PFUdA

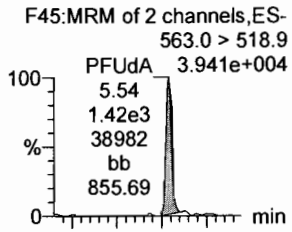

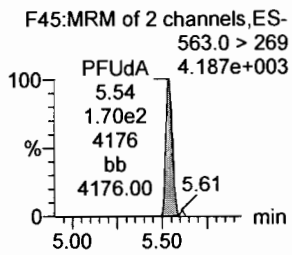

N-MeFOSA

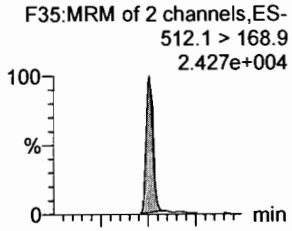

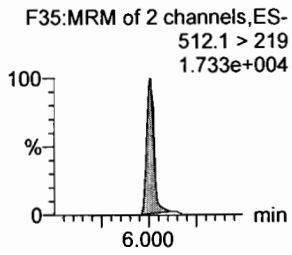

PFTrDA

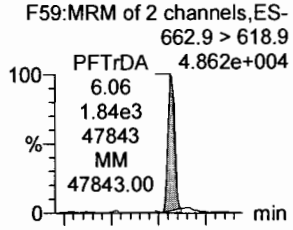

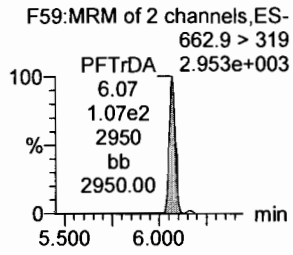

d5-N-EtFOSAA

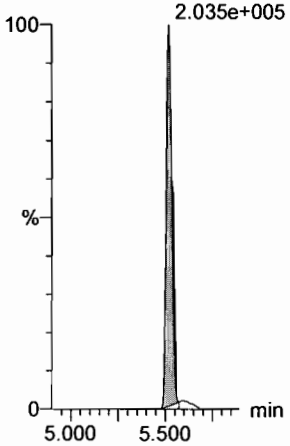

13C2-PFDoA

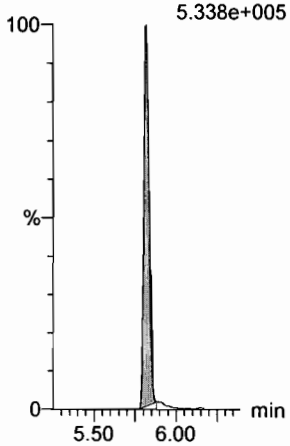

13C2-PFUdA

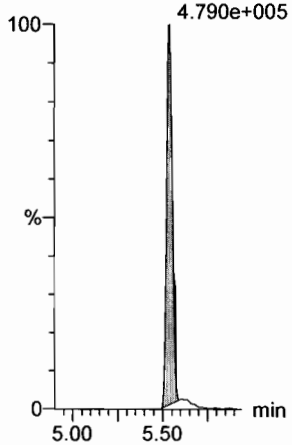

13C2-PFUdA

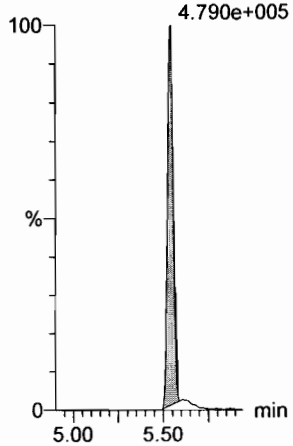

d3-N-MeFOSA

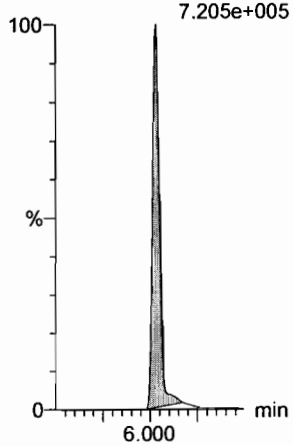

13C2-PFDoA

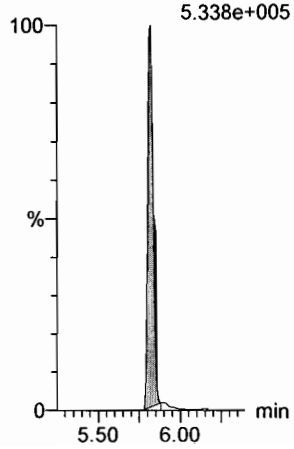

Dataset: F:\Projects\PFAS.PRO\Results\180227M1\180027M1-CRV.qld

Last Altered: Wednesday, February 28, 2018 11:15:07 Pacific Standard Time
Printed: Wednesday, February 28, 2018 11:16:29 Pacific Standard Time

Name: 180227M1_4, Date: 27-Feb-2018, Time: 19:53:34, ID: ST180227M1-3 PFC CS0 18B2314, Description: PFC CS0 18B2314

PFTeDA

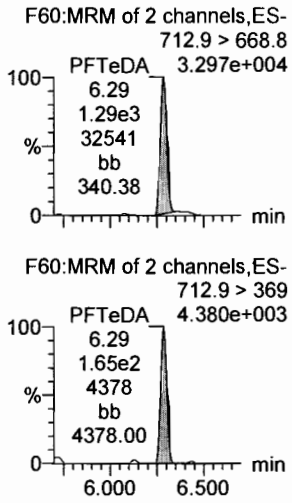

N-EtFOSA

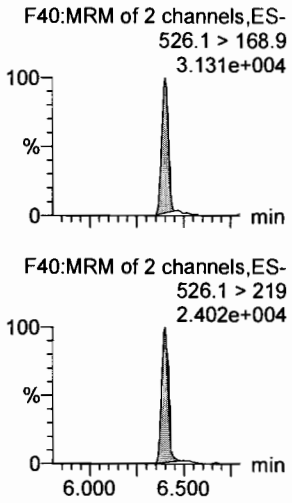

PFHxDA

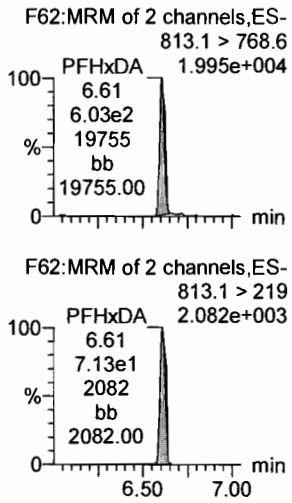

PFODA

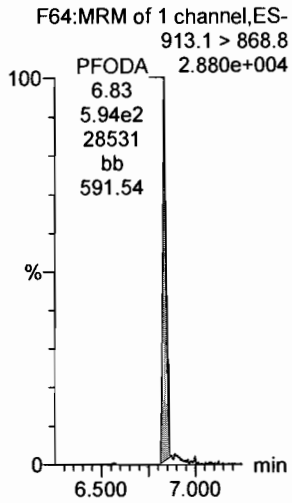

N-MeFOSE

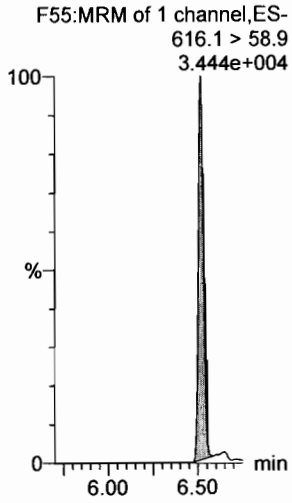

N-EtFOSE

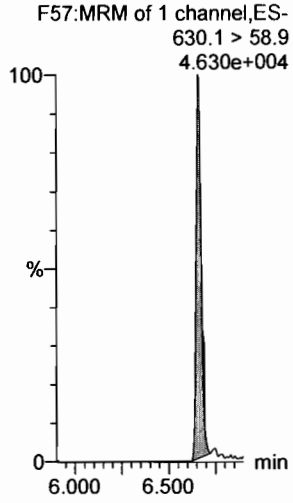

13C2-PFTeDA

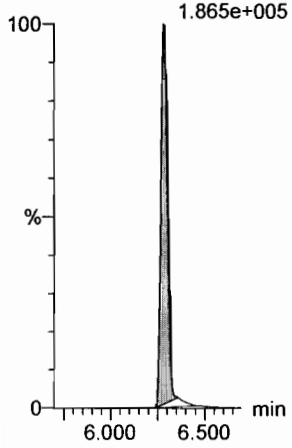

d5-N-ETFOSA

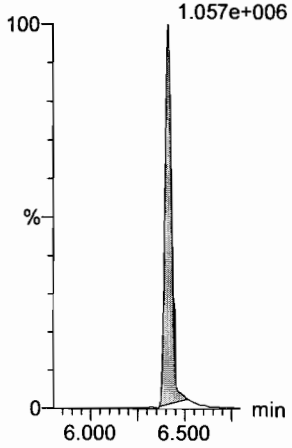

13C2-PFHxDA



13C2-PFHxDA

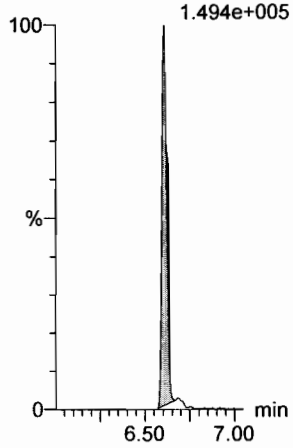

d7-N-MeFOSE

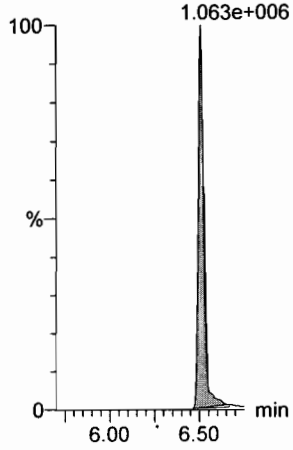

d9-N-EtFOSE

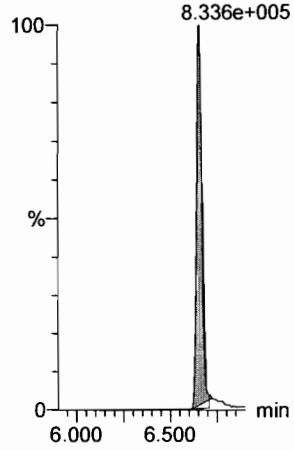

Dataset: F:\Projects\PFAS.PRO\Results\180227M1\180027M1-CRV.qld

Last Altered: Wednesday, February 28, 2018 11:15:07 Pacific Standard Time
Printed: Wednesday, February 28, 2018 11:16:29 Pacific Standard Time

Name: 180227M1_4, Date: 27-Feb-2018, Time: 19:53:34, ID: ST180227M1-3 PFC CS0 18B2314, Description: PFC CS0 18B2314

13C4-PFBA

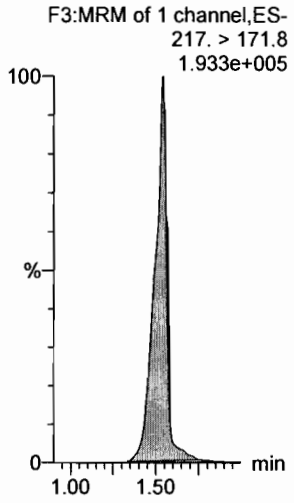

13C5-PFHxA

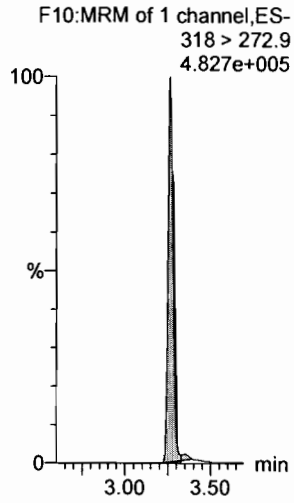

13C3-PFHxS

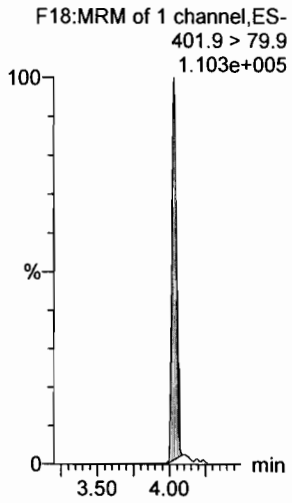

13C8-PFOA



13C9-PFNA

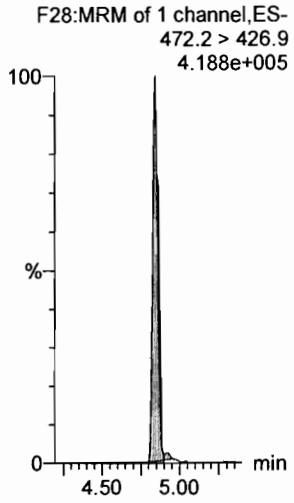

13C4-PFOS

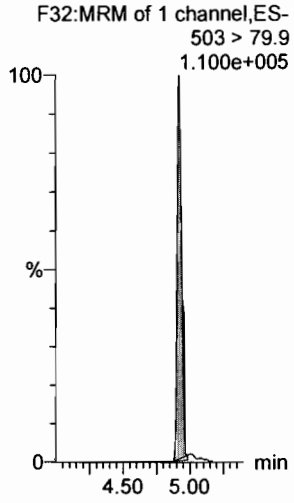

13C6-PFDA

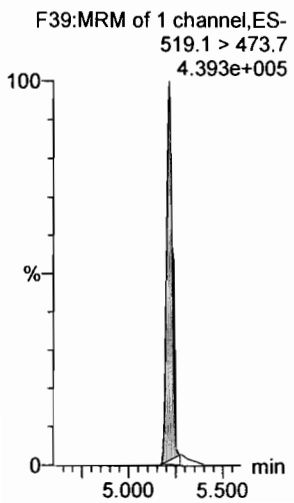

13C7-PFUdA

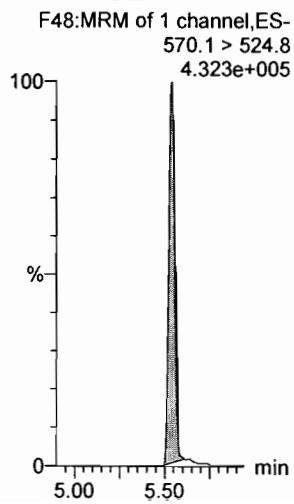

Dataset: F:\Projects\PFAS.PRO\Results\180227M1\180027M1-CRV.qld

Last Altered: Wednesday, February 28, 2018 11:15:07 Pacific Standard Time
Printed: Wednesday, February 28, 2018 11:16:29 Pacific Standard Time

Name: 180227M1_5, Date: 27-Feb-2018, Time: 20:05:03, ID: ST180227M1-4 PFC CS1 18B2315, Description: PFC CS1 18B2315

PFBA

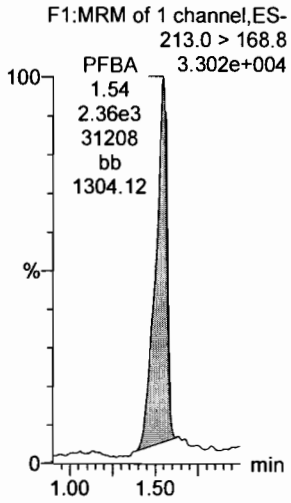

PFPeA

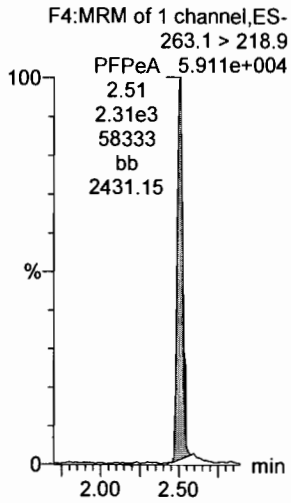

PFBS

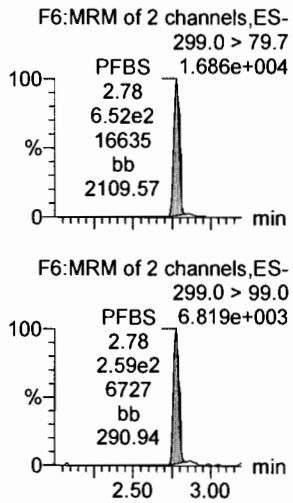

4:2 FTS

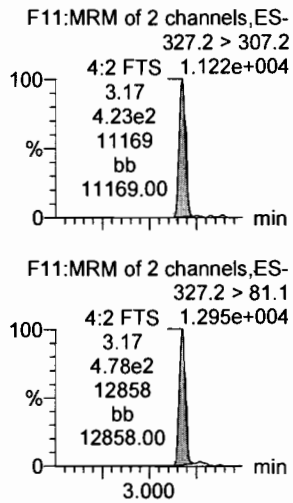

PFHxA

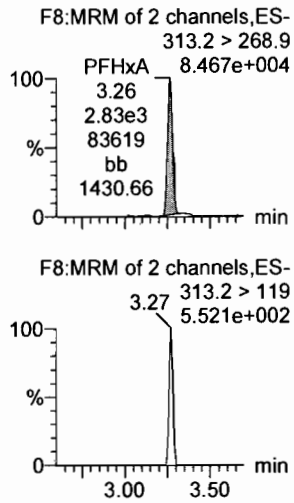

PFPeS

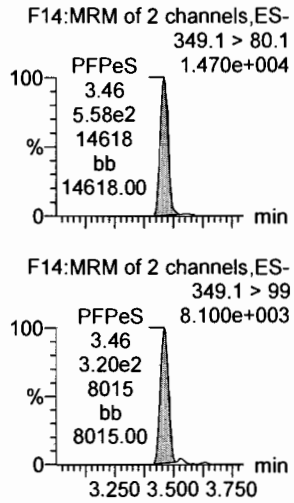

13C3-PFBA

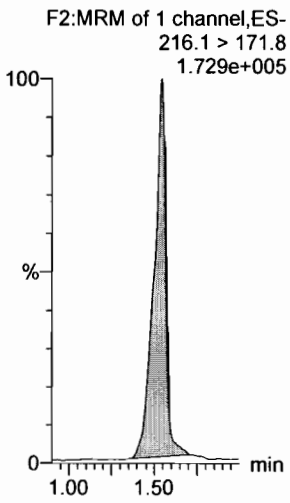

13C3-PFPeA

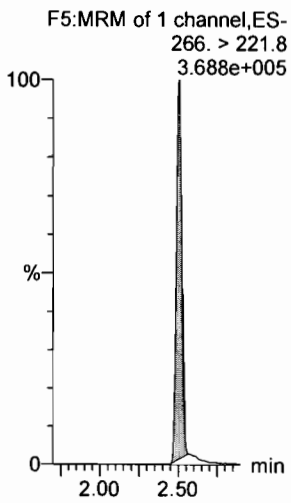

13C3-PFBS

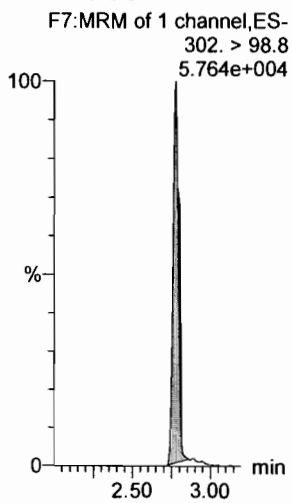

13C3-PFBS

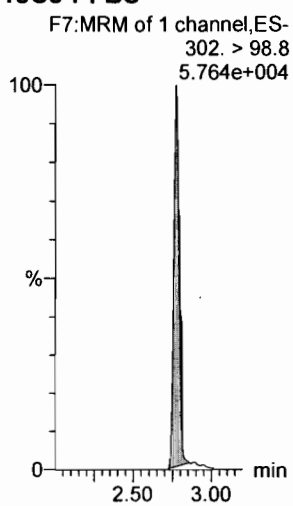

13C2-PFHxA

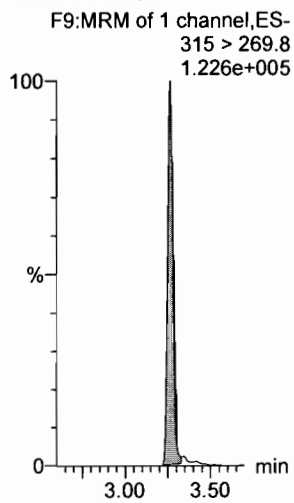

13C3-PFBS

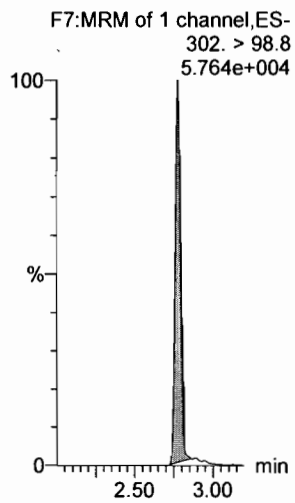

Dataset: F:\Projects\PFAS.PRO\Results\180227M1\180027M1-CRV.qld

Last Altered: Wednesday, February 28, 2018 11:15:07 Pacific Standard Time
Printed: Wednesday, February 28, 2018 11:16:29 Pacific Standard Time

Name: 180227M1_5, Date: 27-Feb-2018, Time: 20:05:03, ID: ST180227M1-4 PFC CS1 18B2315, Description: PFC CS1 18B2315

6:2 FTS

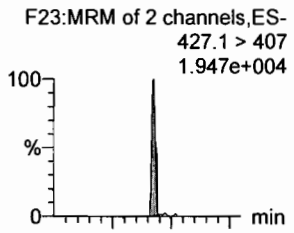

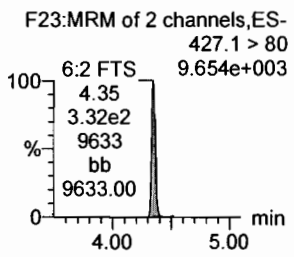

PFHpA

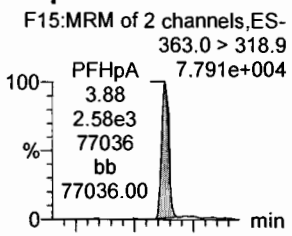

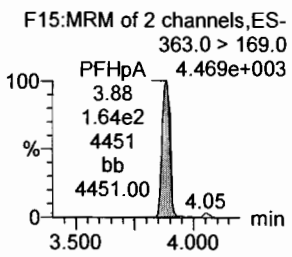

L-PFHxS

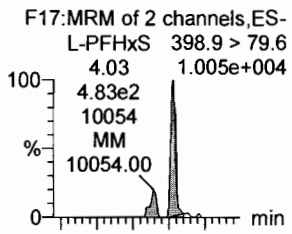

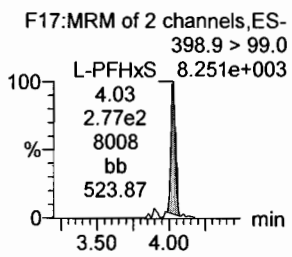

L-PFOA

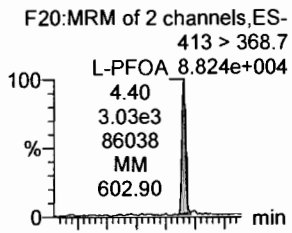

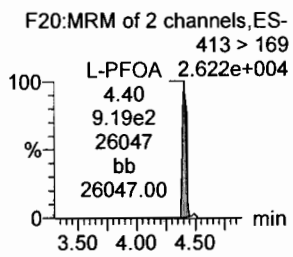

PFHpS

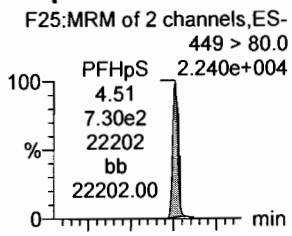

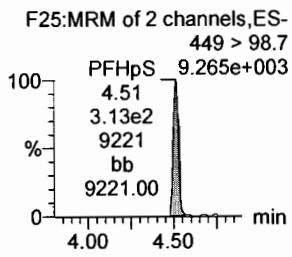

PFNA

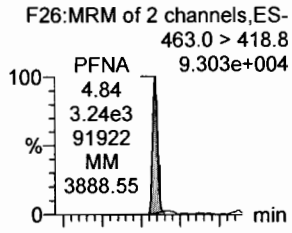

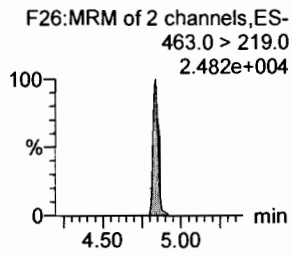

18O2-PFHxS

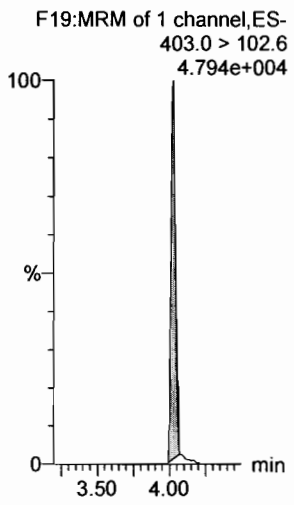

13C4-PFHpA

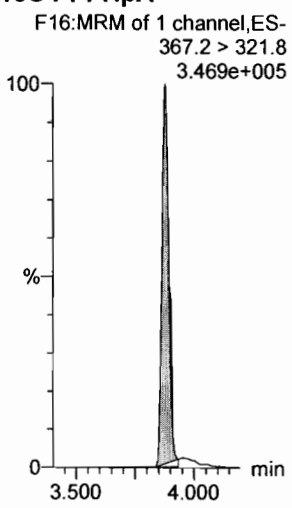

13C2-PFOA

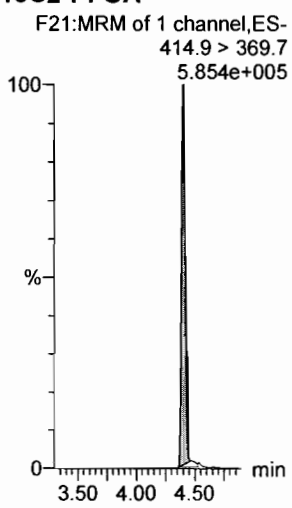

13C2-PFOA

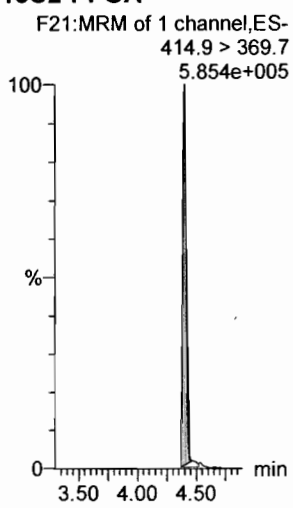

13C2-PFOA

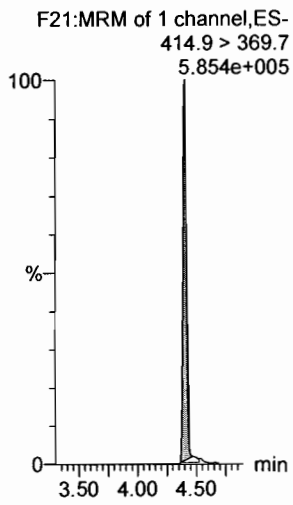

13C5-PFNA



Dataset: F:\Projects\PFAS.PRO\Results\180227M1\180027M1-CRV.qld

Last Altered: Wednesday, February 28, 2018 11:15:07 Pacific Standard Time
Printed: Wednesday, February 28, 2018 11:16:29 Pacific Standard Time

Name: 180227M1_5, Date: 27-Feb-2018, Time: 20:05:03, ID: ST180227M1-4 PFC CS1 18B2315, Description: PFC CS1 18B2315

PFOSA

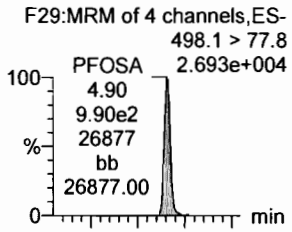

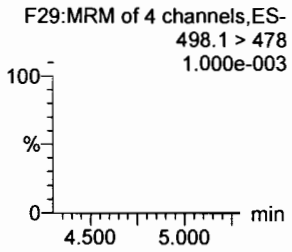

L-PFOS

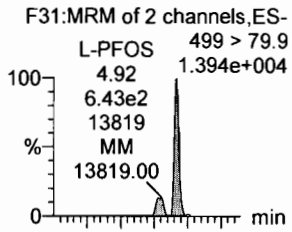

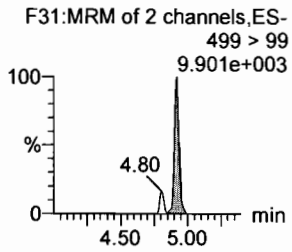

PFDA

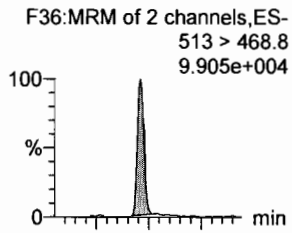

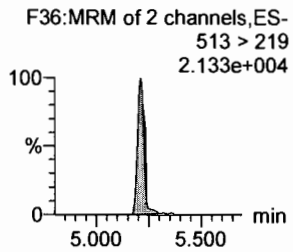

8:2 FTS

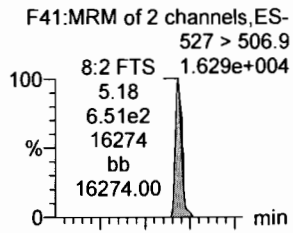

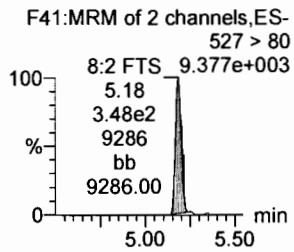

PFNS

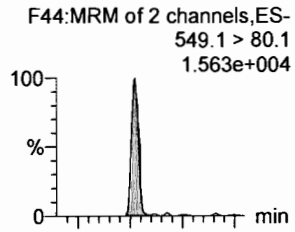

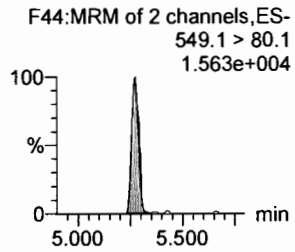

N-MeFOSAA

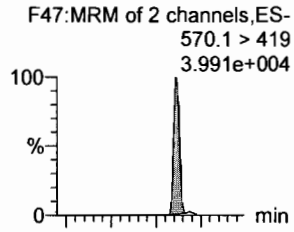

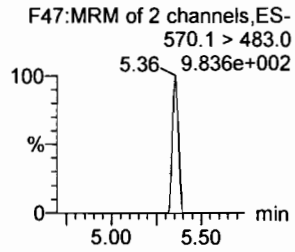

13C8-PFOSA

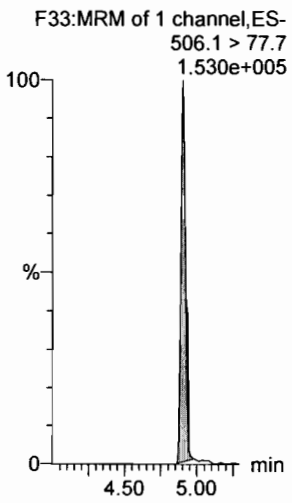

13C8-PFOS

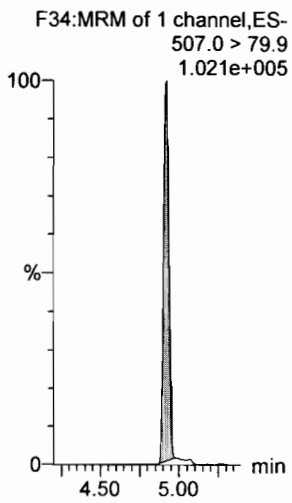

13C2-PFDA

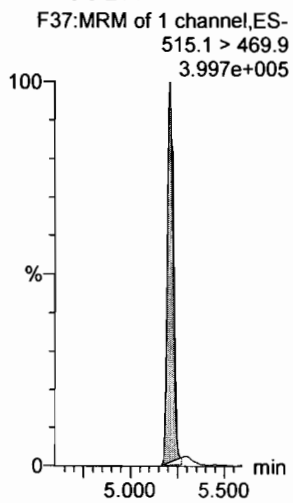

13C2-PFOA

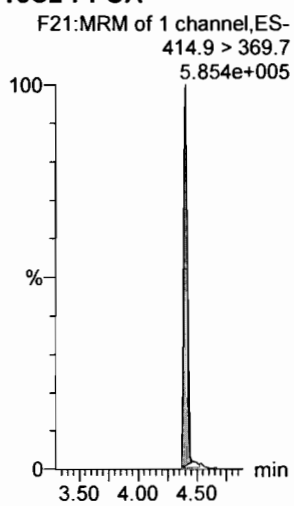

13C2-PFOA

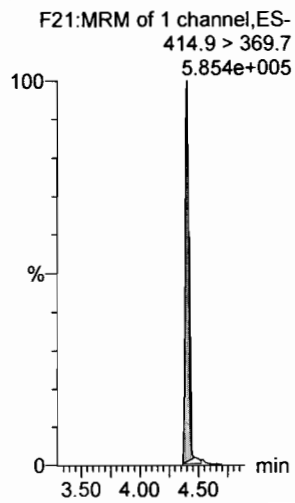

d3-N-MeFOSAA

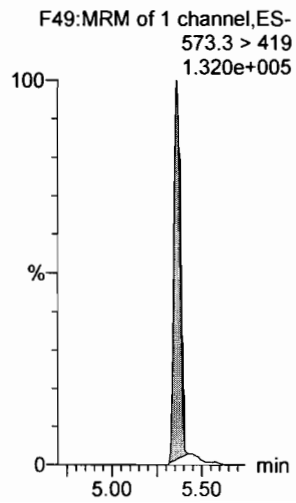

Dataset: F:\Projects\PFAS.PRO\Results\180227M1\180027M1-CRV.qld

Last Altered: Wednesday, February 28, 2018 11:15:07 Pacific Standard Time
Printed: Wednesday, February 28, 2018 11:16:29 Pacific Standard Time

Name: 180227M1_5, Date: 27-Feb-2018, Time: 20:05:03, ID: ST180227M1-4 PFC CS1 18B2315, Description: PFC CS1 18B2315

N-EtFOSAA

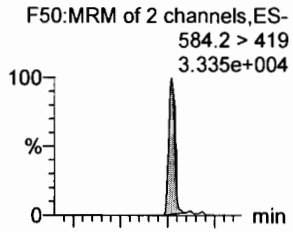

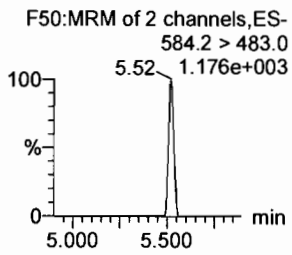

PFDoA

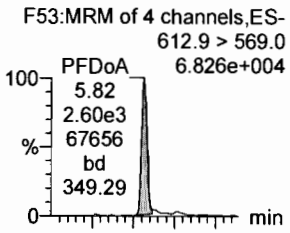

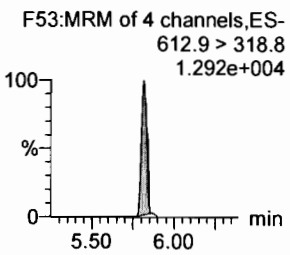

PFDS

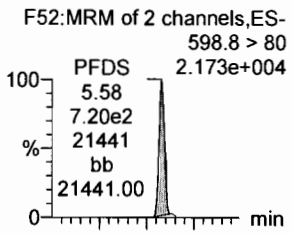

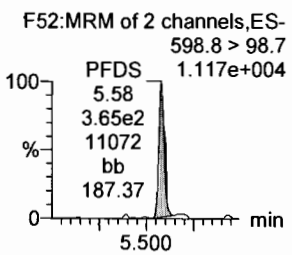

PFUdA

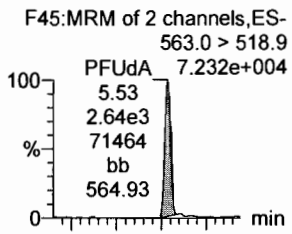

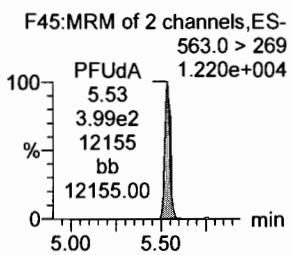

N-MeFOSA

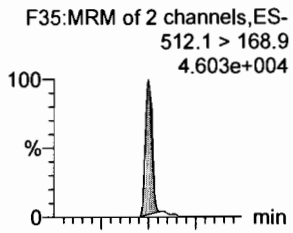

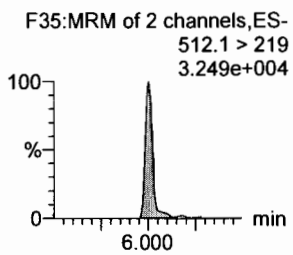

PFTrDA

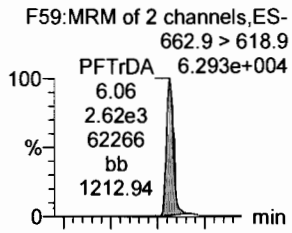

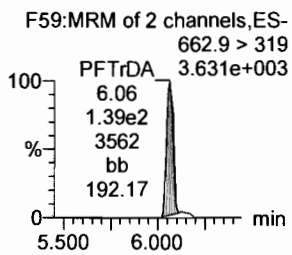

d5-N-EtFOSAA

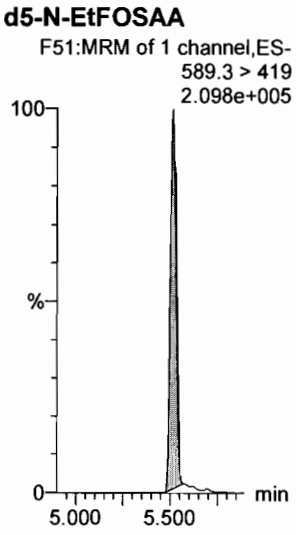

13C2-PFDoA

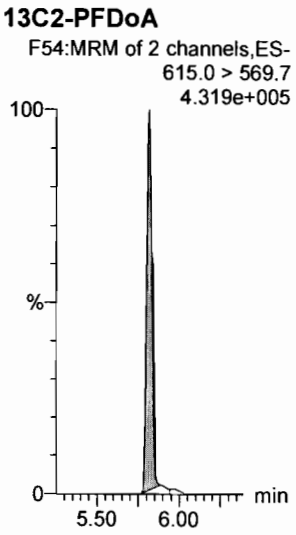

13C2-PFUdA

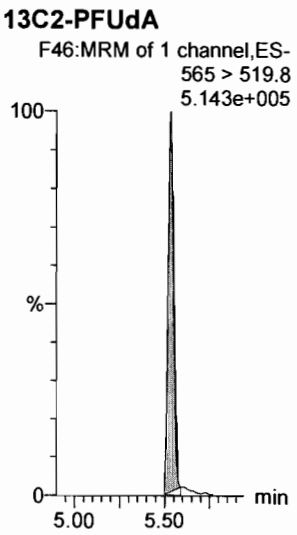

13C2-PFUdA

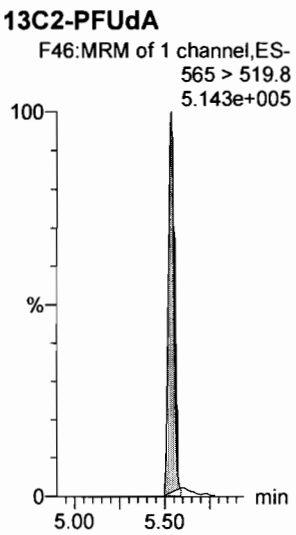

d3-N-MeFOSA

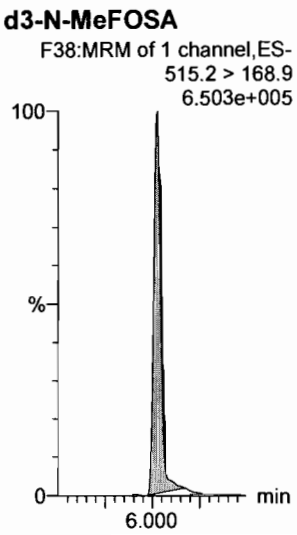

13C2-PFDoA

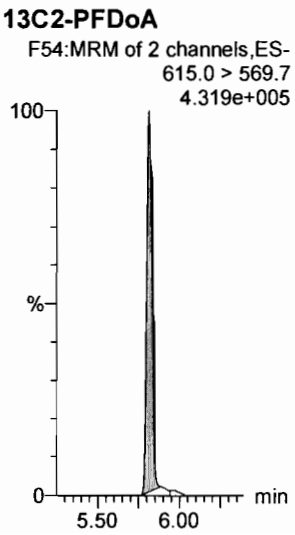

Dataset: F:\Projects\PFAS.PRO\Results\180227M1\180027M1-CRV.qld

Last Altered: Wednesday, February 28, 2018 11:15:07 Pacific Standard Time
Printed: Wednesday, February 28, 2018 11:16:29 Pacific Standard Time

Name: 180227M1_5, Date: 27-Feb-2018, Time: 20:05:03, ID: ST180227M1-4 PFC CS1 18B2315, Description: PFC CS1 18B2315

PFTeDA

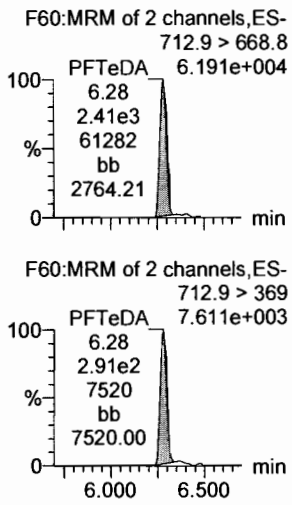

N-EtFOSA

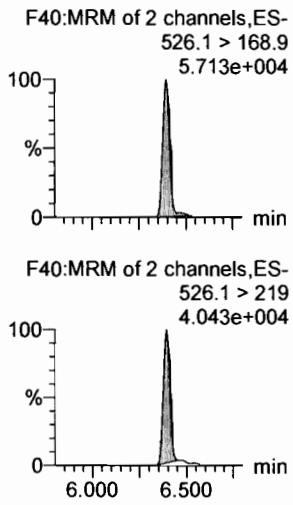

PFHxDA



PFODA

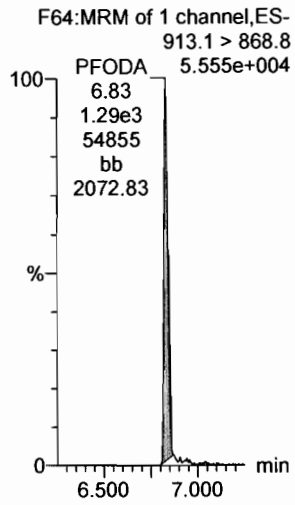

N-MeFOSE

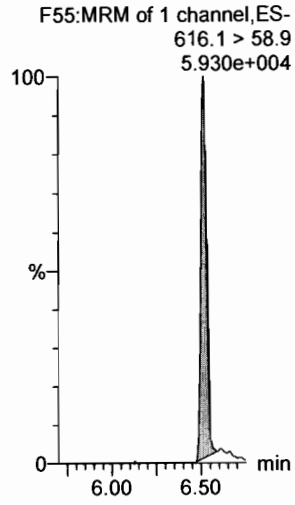

N-EtFOSE

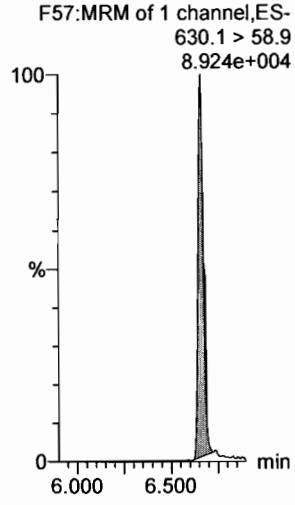

13C2-PFTeDA

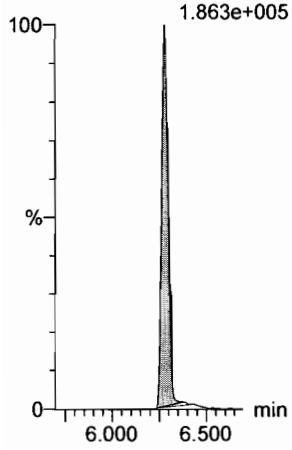

d5-N-ETFOSA

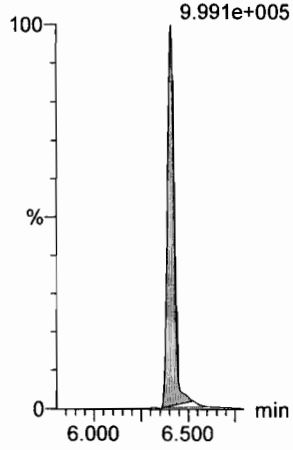

13C2-PFHxDA



13C2-PFHxDA

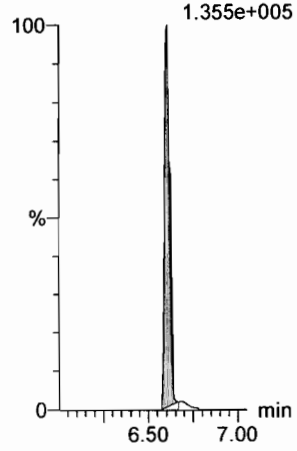

d7-N-MeFOSE

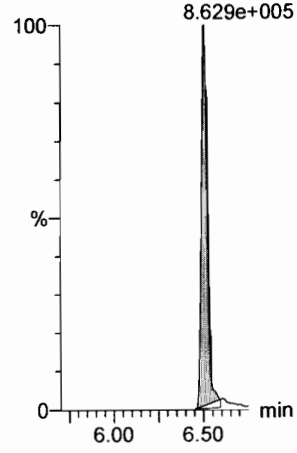

d9-N-EtFOSE

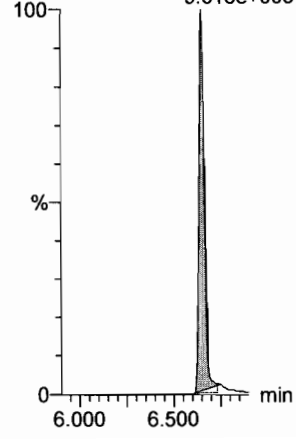

Dataset: F:\Projects\PFAS.PRO\Results\180227M1\180027M1-CRV.qld

Last Altered: Wednesday, February 28, 2018 11:15:07 Pacific Standard Time
Printed: Wednesday, February 28, 2018 11:16:29 Pacific Standard Time

Name: 180227M1_5, Date: 27-Feb-2018, Time: 20:05:03, ID: ST180227M1-4 PFC CS1 18B2315, Description: PFC CS1 18B2315

13C4-PFBA

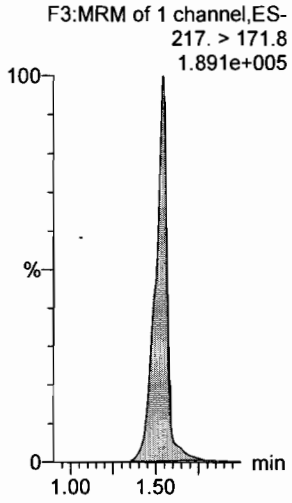

13C5-PFHxA

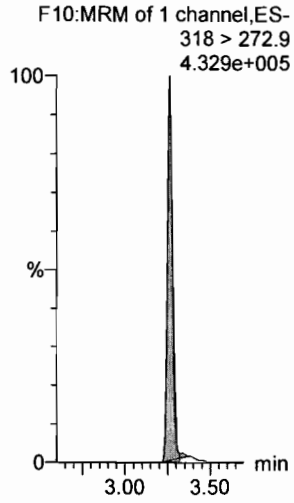

13C3-PFHxS

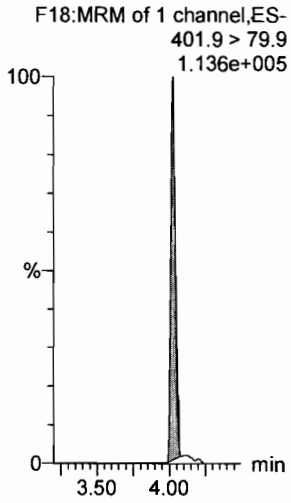

13C8-PFOA

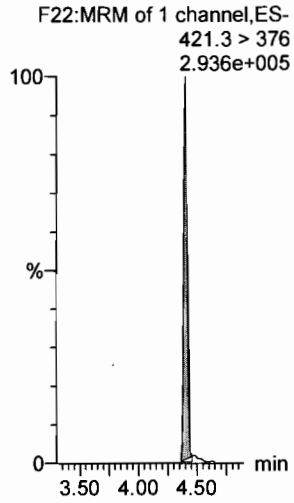

13C9-PFNA

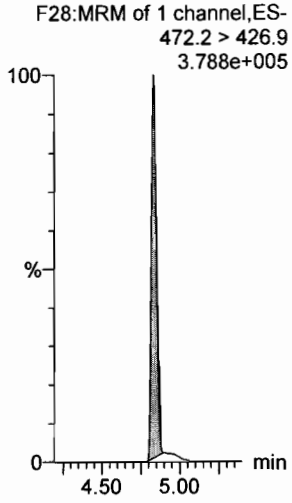

13C4-PFOS

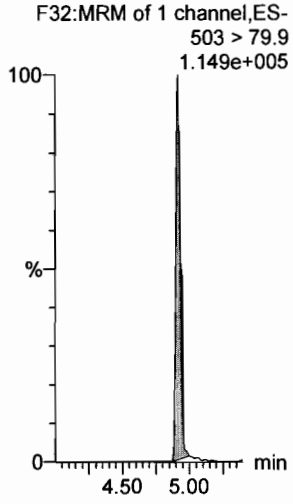

13C6-PFDA

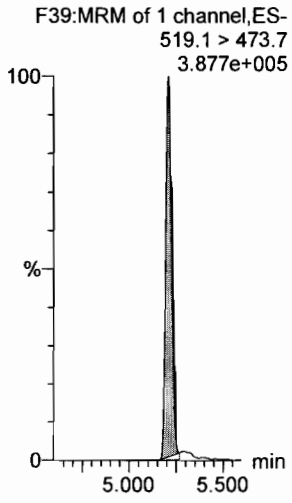

13C7-PFUdA

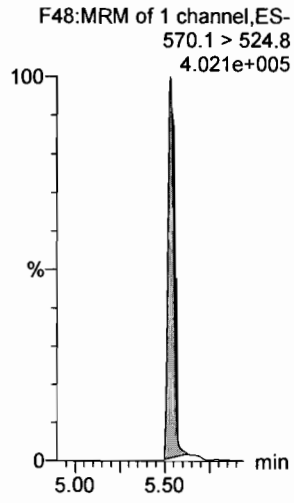

Dataset: F:\Projects\PFAS.PRO\Results\180227M1\180027M1-CRV.qld

Last Altered: Wednesday, February 28, 2018 11:15:07 Pacific Standard Time
Printed: Wednesday, February 28, 2018 11:16:29 Pacific Standard Time

Name: 180227M1_6, Date: 27-Feb-2018, Time: 20:16:34, ID: ST180227M1-5 PFC CS2 18B2316, Description: PFC CS2 18B2316

PFBA

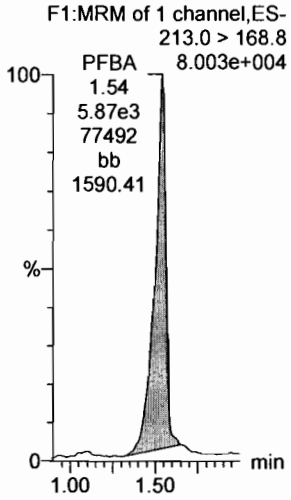

PFPeA



PFBS

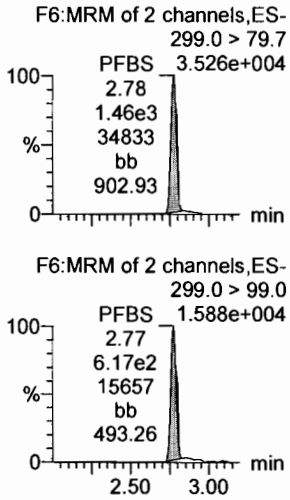

4:2 FTS

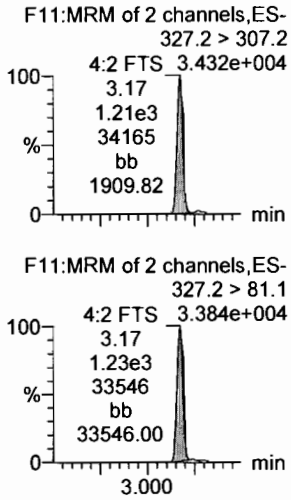

PFHxA

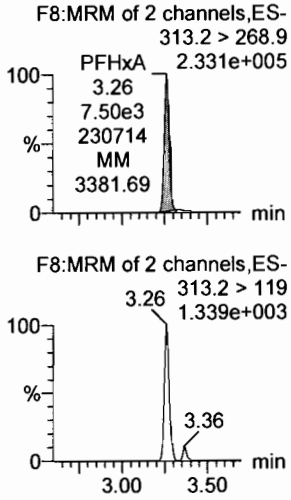

PFPeS

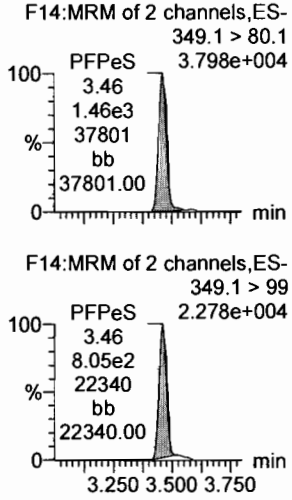

13C3-PFBA

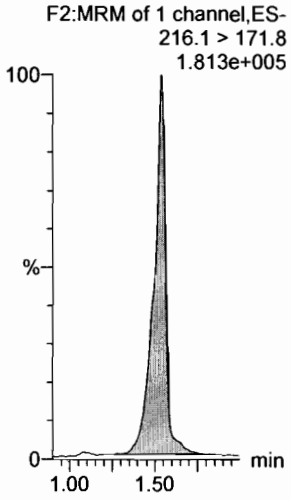

13C3-PFPeA

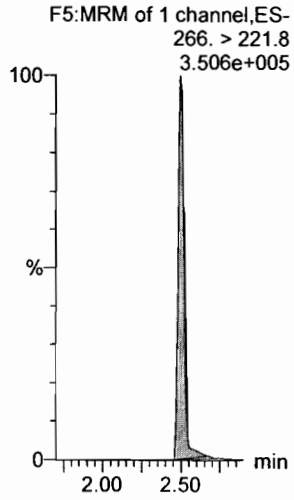

13C3-PFBS

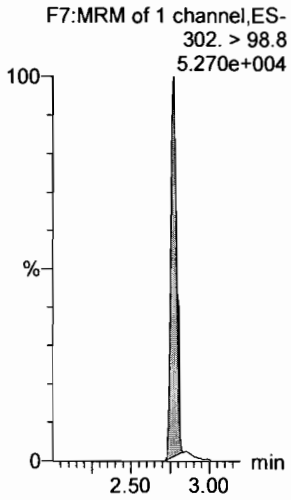

13C3-PFBS

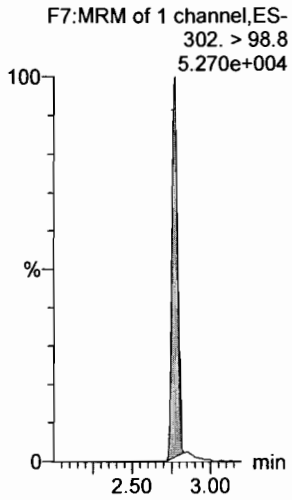

13C2-PFHxA

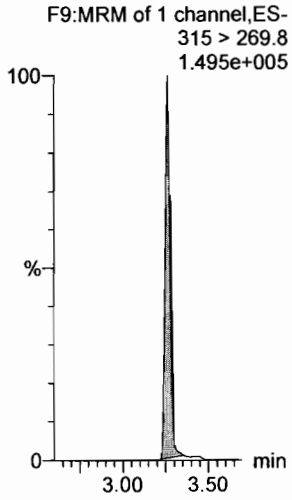

13C3-PFBS

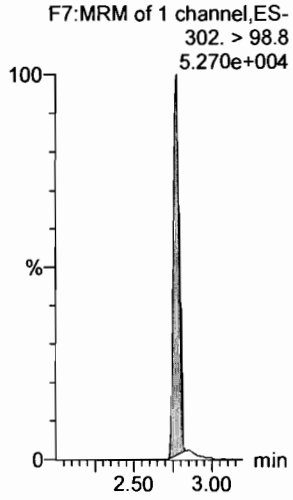

Dataset: F:\Projects\PFAS.PRO\Results\180227M1\180027M1-CRV.qld

Last Altered: Wednesday, February 28, 2018 11:15:07 Pacific Standard Time
Printed: Wednesday, February 28, 2018 11:16:29 Pacific Standard Time

Name: 180227M1_6, Date: 27-Feb-2018, Time: 20:16:34, ID: ST180227M1-5 PFC CS2 18B2316, Description: PFC CS2 18B2316

6:2 FTS

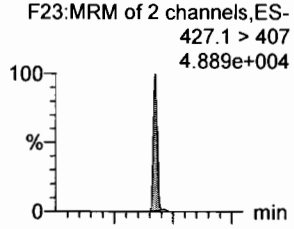

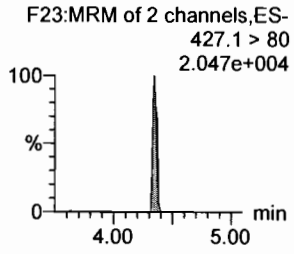

PFHpA

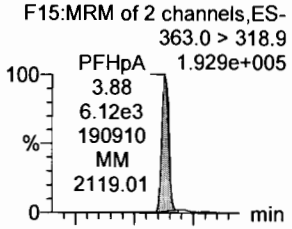

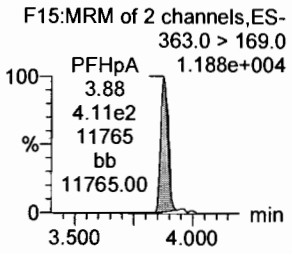

L-PFHxS

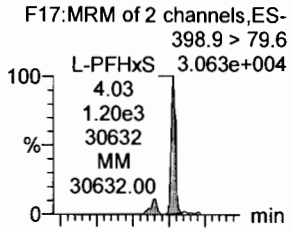

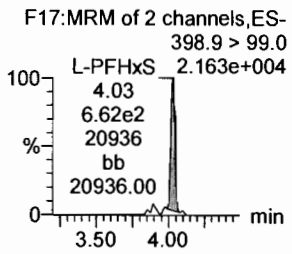

L-PFOA

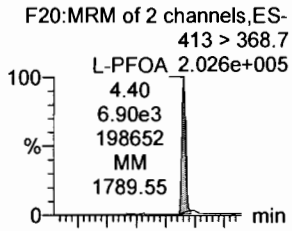

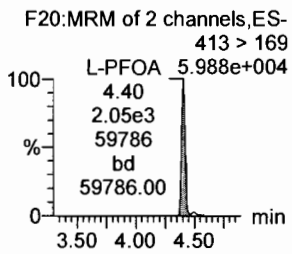

PFHpS

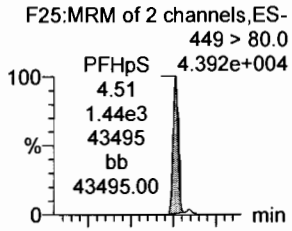

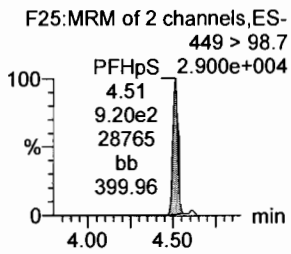

PFNA

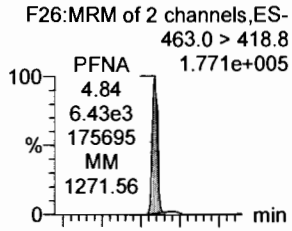

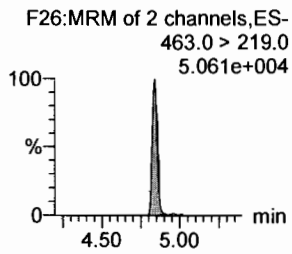

18O2-PFHxS

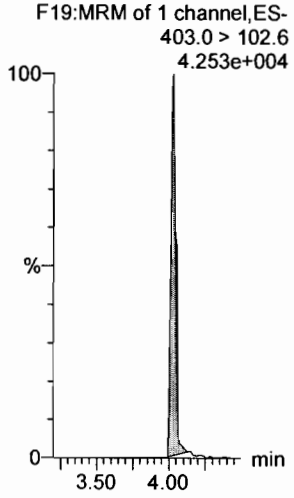

13C4-PFHpA

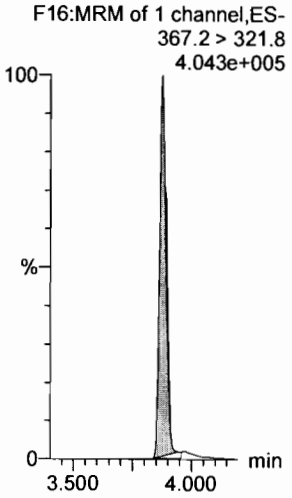

13C2-PFOA

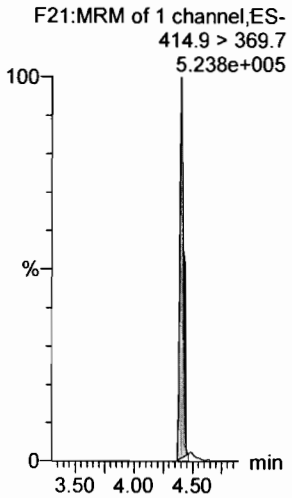

13C2-PFOA

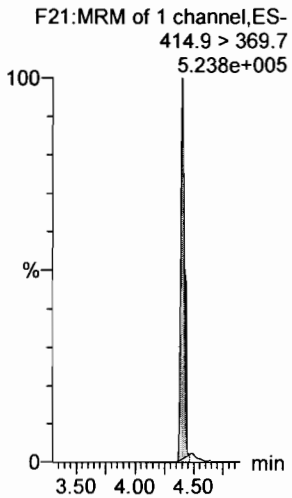

13C2-PFOA

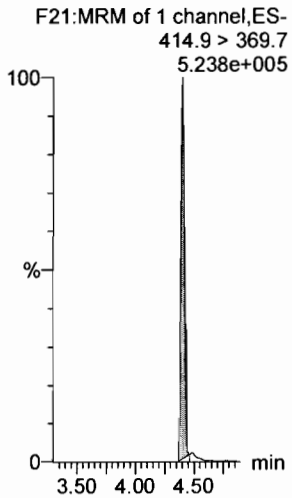

13C5-PFNA

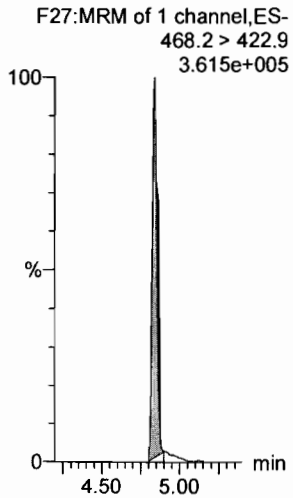

Dataset: F:\Projects\PFAS.PRO\Results\180227M1\180027M1-CRV.qld

Last Altered: Wednesday, February 28, 2018 11:15:07 Pacific Standard Time
Printed: Wednesday, February 28, 2018 11:16:29 Pacific Standard Time

Name: 180227M1_6, Date: 27-Feb-2018, Time: 20:16:34, ID: ST180227M1-5 PFC CS2 18B2316, Description: PFC CS2 18B2316

PFOSA

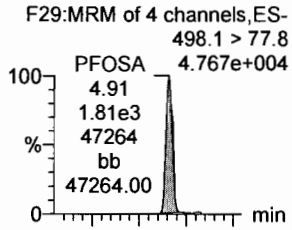

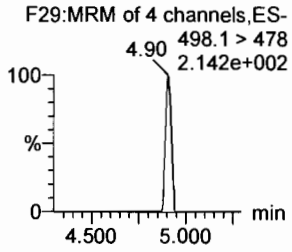

L-PFOS

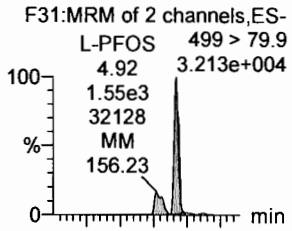

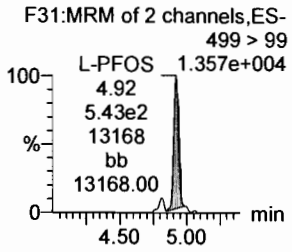

PFDA

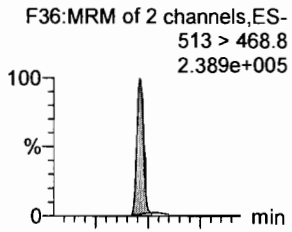

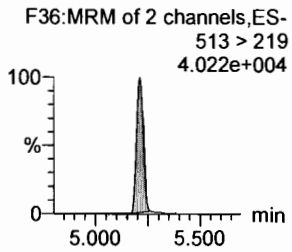

8:2 FTS

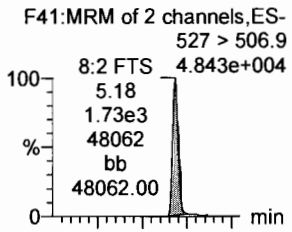

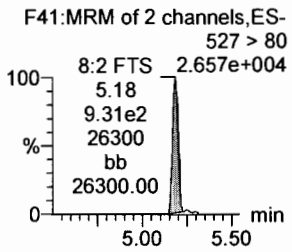

PFNS

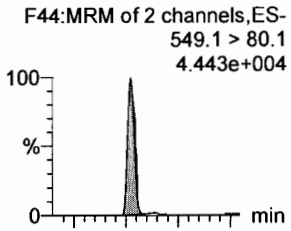

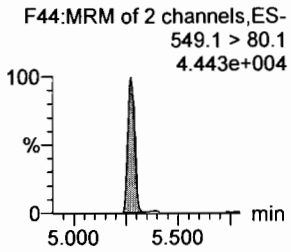

N-MeFOSAA

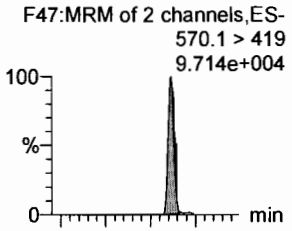

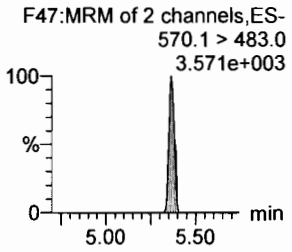

13C8-PFOSA

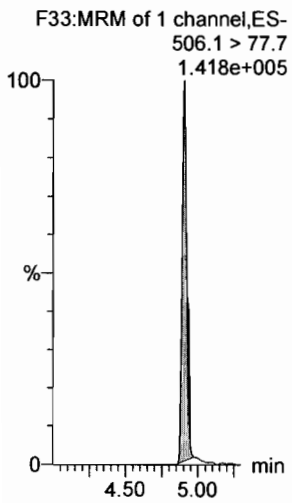

13C8-PFOS

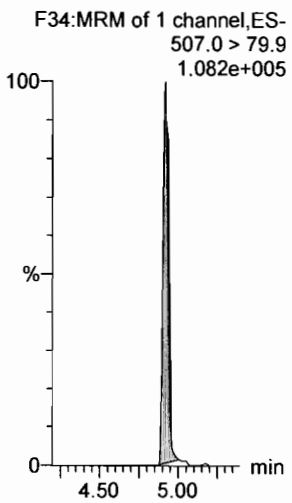

13C2-PFDA

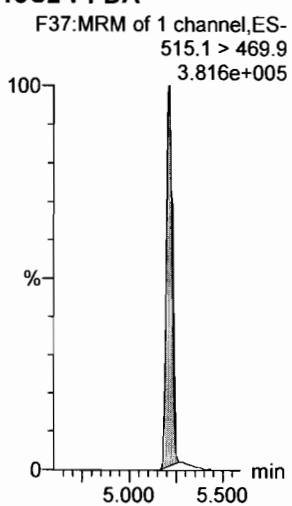

13C2-PFOA

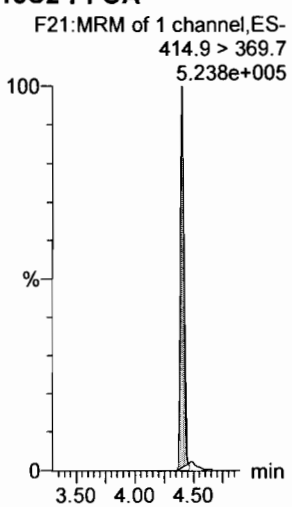

13C2-PFOA

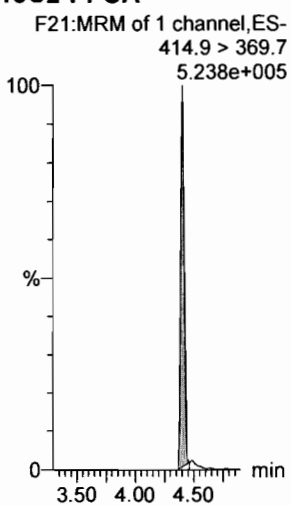

d3-N-MeFOSAA

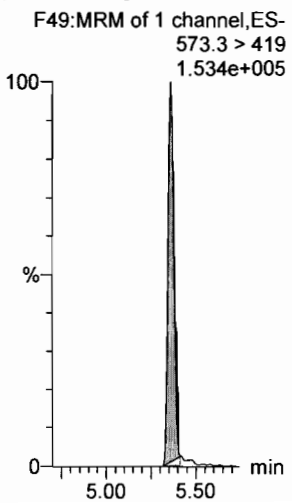

Dataset: F:\Projects\PFAS.PRO\Results\180227M1\180027M1-CRV.qld

Last Altered: Wednesday, February 28, 2018 11:15:07 Pacific Standard Time
Printed: Wednesday, February 28, 2018 11:16:29 Pacific Standard Time

Name: 180227M1_6, Date: 27-Feb-2018, Time: 20:16:34, ID: ST180227M1-5 PFC CS2 18B2316, Description: PFC CS2 18B2316

N-EtFOSAA

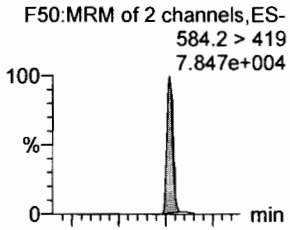

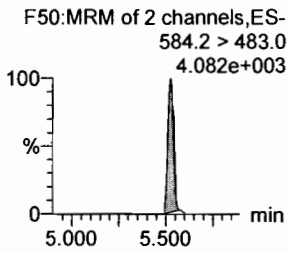

PFDoA

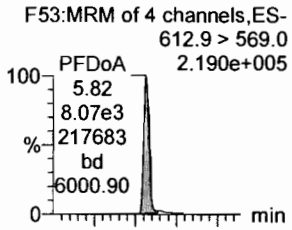

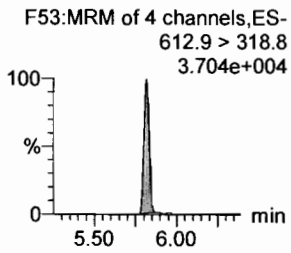

PFDS

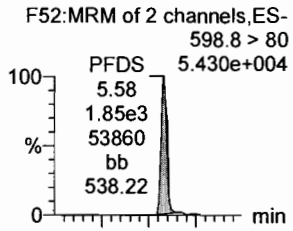

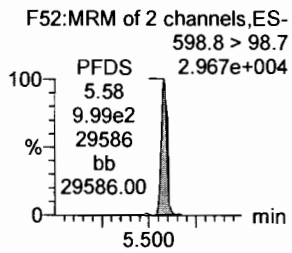

PFUdA

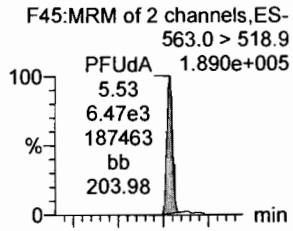

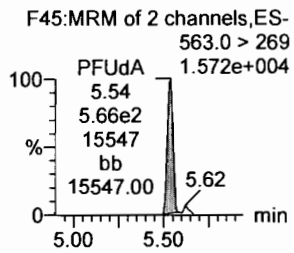

N-MeFOSA

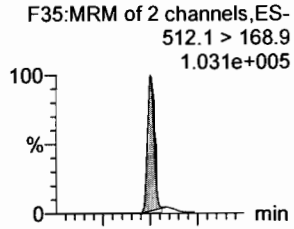

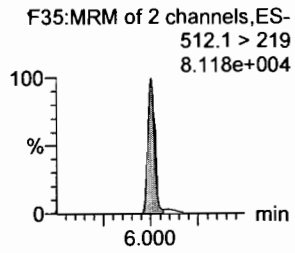

PFTrDA

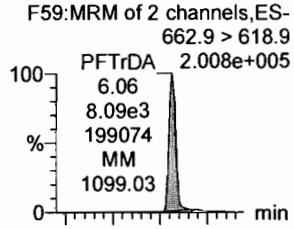

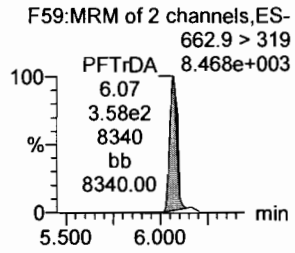

d5-N-EtFOSAA

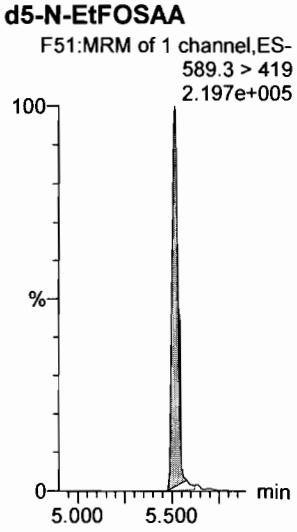

13C2-PFDoA

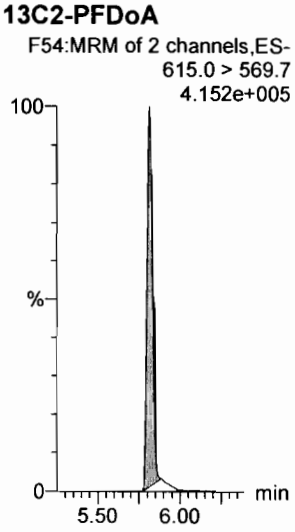

13C2-PFUdA

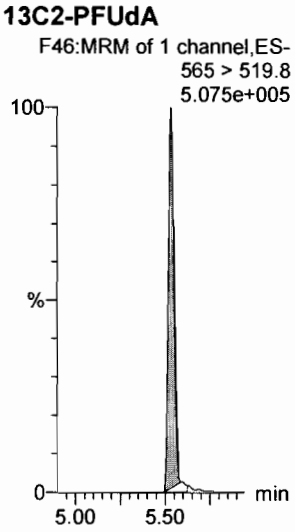

13C2-PFUdA

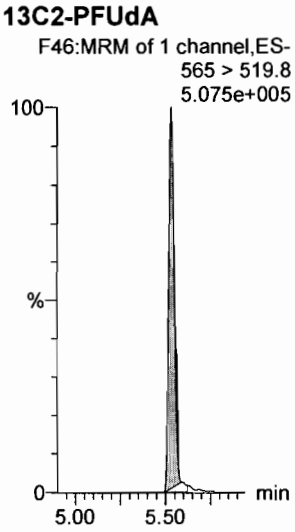

d3-N-MeFOSA

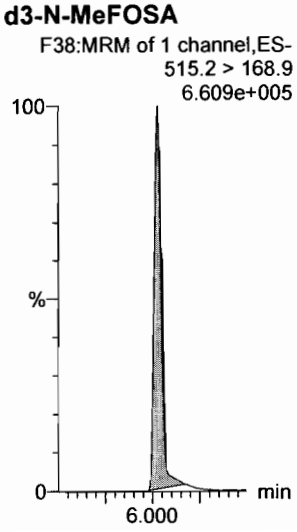

13C2-PFDoA

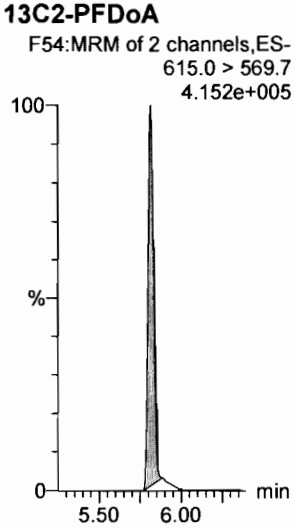

Dataset: F:\Projects\PFAS.PRO\Results\180227M1\180027M1-CRV.qld

Last Altered: Wednesday, February 28, 2018 11:15:07 Pacific Standard Time
Printed: Wednesday, February 28, 2018 11:16:29 Pacific Standard Time

Name: 180227M1_6, Date: 27-Feb-2018, Time: 20:16:34, ID: ST180227M1-5 PFC CS2 18B2316, Description: PFC CS2 18B2316

PFTeDA

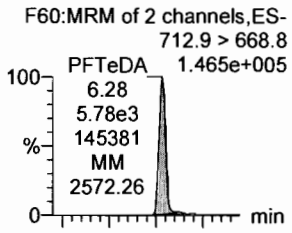

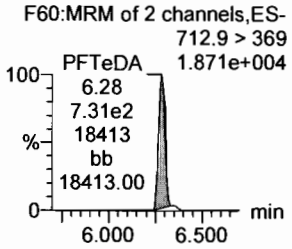

N-EtFOSA

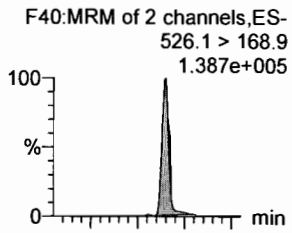

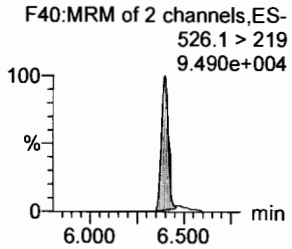

PFHxDA

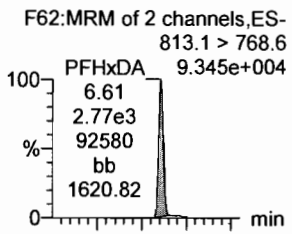

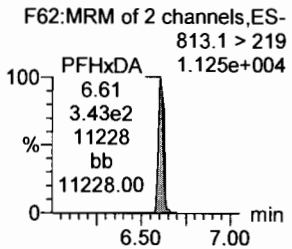

PFODA



N-MeFOSE

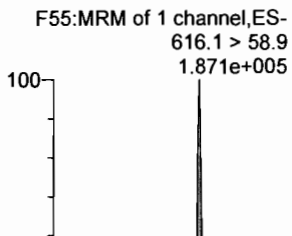

N-EtFOSE

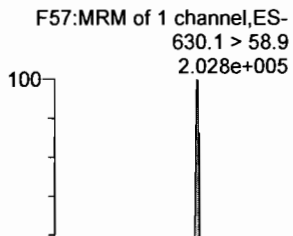

13C2-PFTeDA

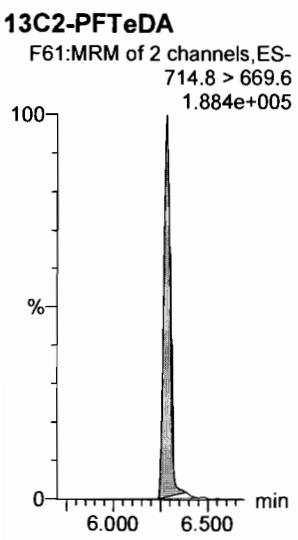

d5-N-ETFOSA

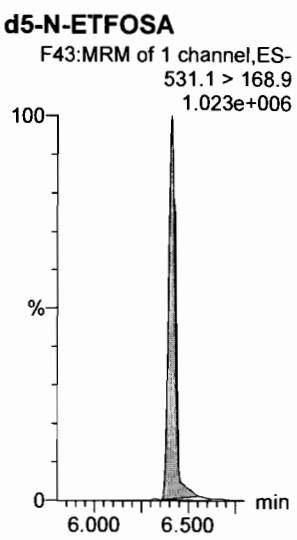

13C2-PFHxDA

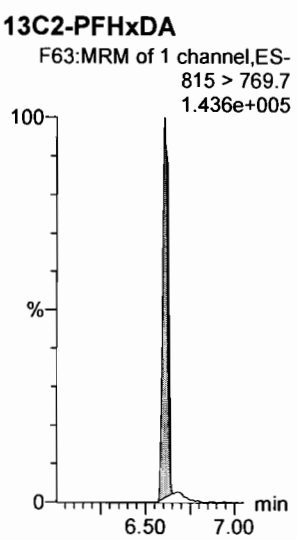

13C2-PFHxDA

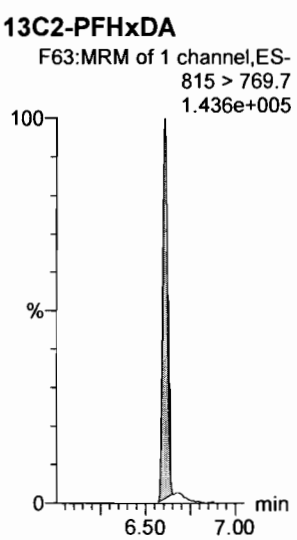

d7-N-MeFOSE

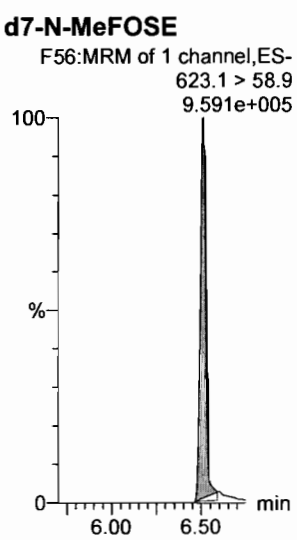

d9-N-EtFOSE

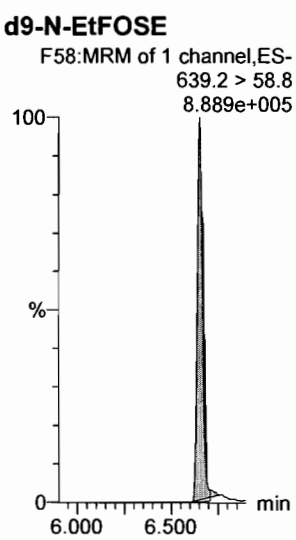

Dataset: F:\Projects\PFAS.PRO\Results\180227M1\180027M1-CRV.qld

Last Altered: Wednesday, February 28, 2018 11:15:07 Pacific Standard Time
Printed: Wednesday, February 28, 2018 11:16:29 Pacific Standard Time

Name: 180227M1_6, Date: 27-Feb-2018, Time: 20:16:34, ID: ST180227M1-5 PFC CS2 18B2316, Description: PFC CS2 18B2316

13C4-PFBA

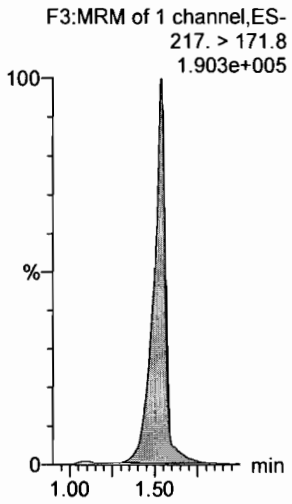

13C5-PFHxA

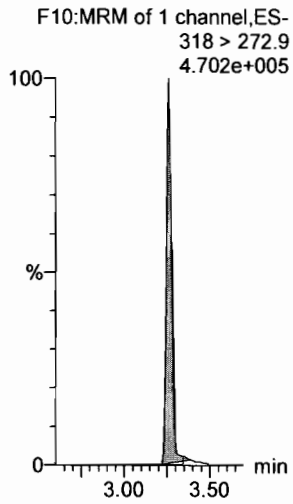

13C3-PFHxS

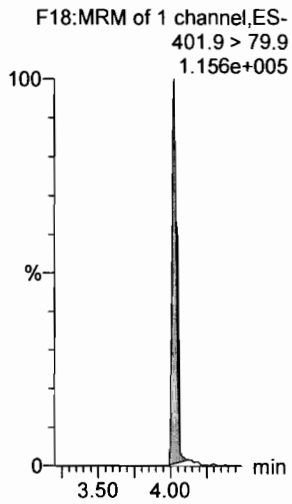

13C8-PFOA

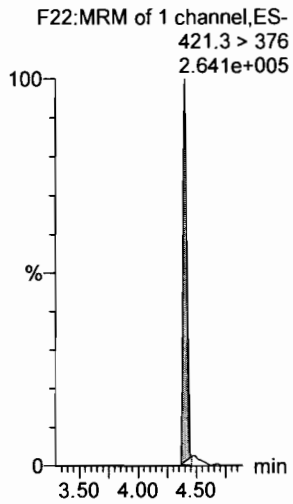

13C9-PFNA

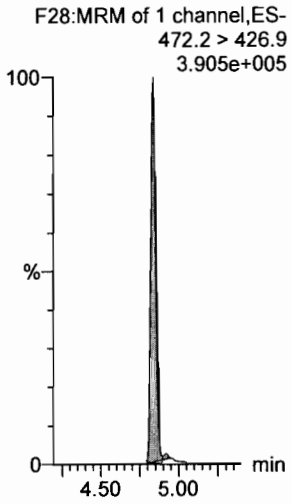

13C4-PFOS

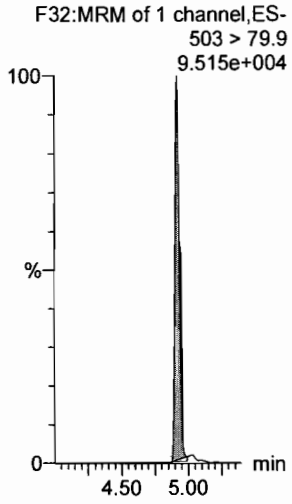

13C6-PFDA

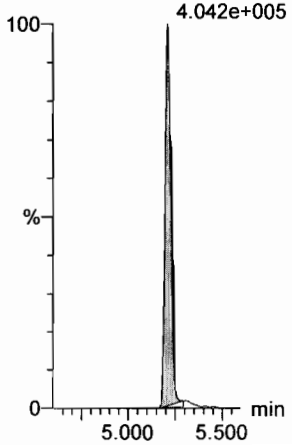

13C7-PFUdA

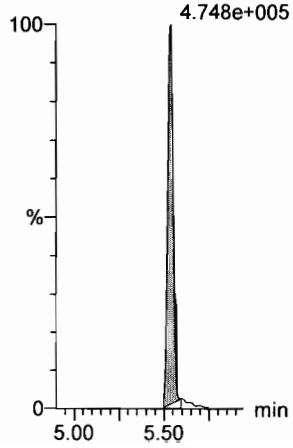

Dataset: F:\Projects\PFAS.PRO\Results\180227M1\180027M1-CRV.qld

Last Altered: Wednesday, February 28, 2018 11:15:07 Pacific Standard Time
Printed: Wednesday, February 28, 2018 11:16:29 Pacific Standard Time

Name: 180227M1_7, Date: 27-Feb-2018, Time: 20:28:00, ID: ST180227M1-6 PFC CS3 18B2317, Description: PFC CS3 18B2317

PFBA

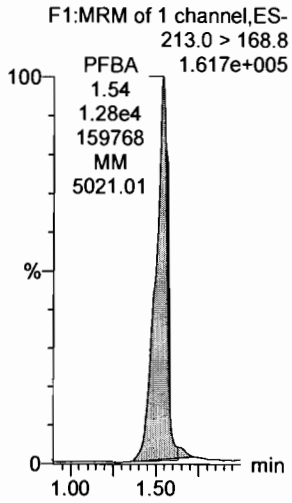

PFPeA



PFBS

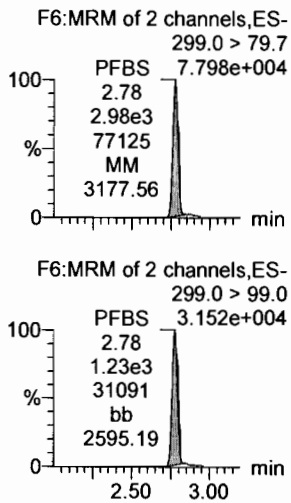

4:2 FTS

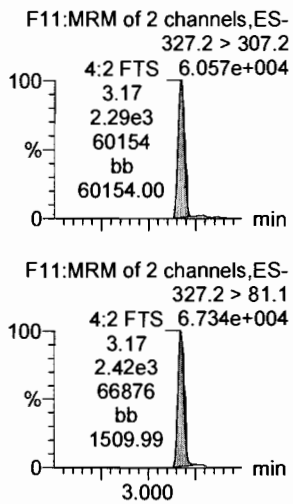

PFHxA

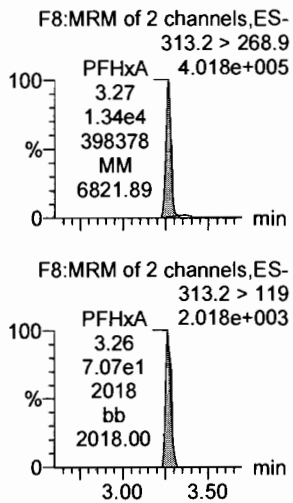

PFPeS

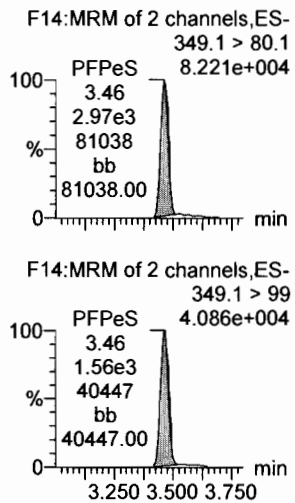

13C3-PFBA

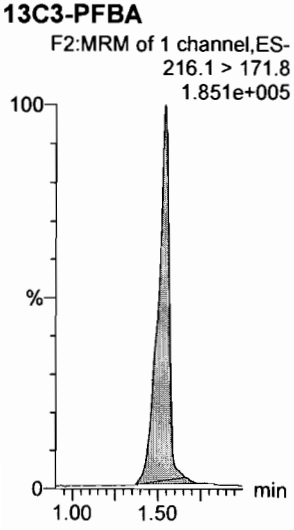

13C3-PFPeA

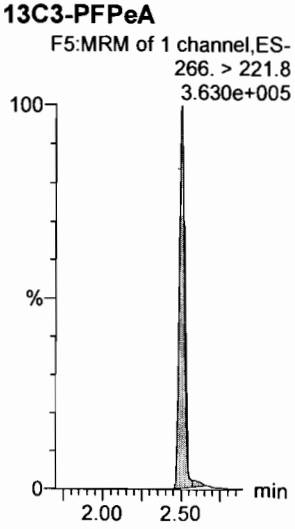

13C3-PFBS

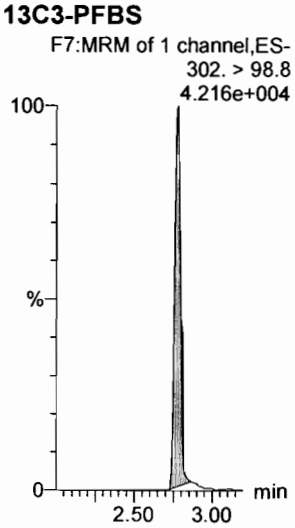

13C3-PFBS

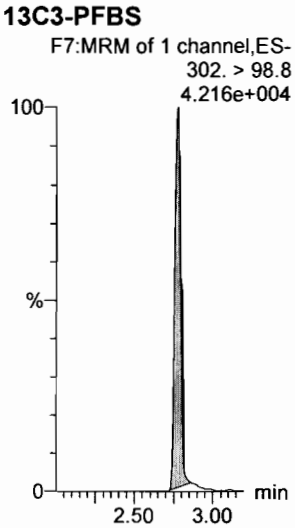

13C2-PFHxA

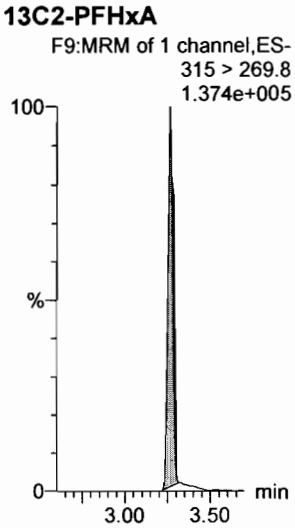

13C3-PFBS

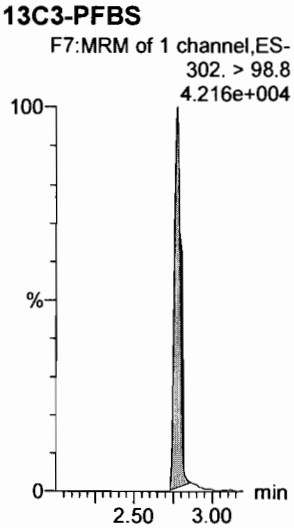

Dataset: F:\Projects\PFAS.PRO\Results\180227M1\180027M1-CRV.qld

Last Altered: Wednesday, February 28, 2018 11:15:07 Pacific Standard Time
Printed: Wednesday, February 28, 2018 11:16:29 Pacific Standard Time

Name: 180227M1_7, Date: 27-Feb-2018, Time: 20:28:00, ID: ST180227M1-6 PFC CS3 18B2317, Description: PFC CS3 18B2317

6:2 FTS

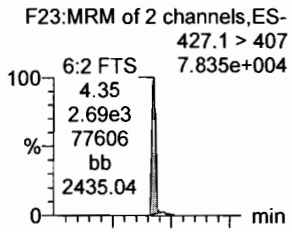

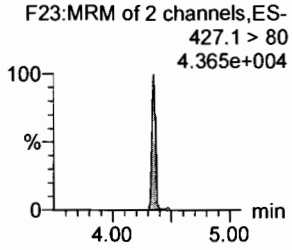

PFHpA

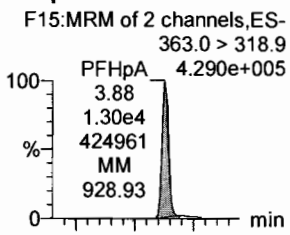

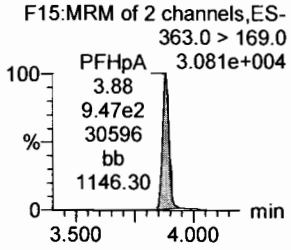

L-PFHxS

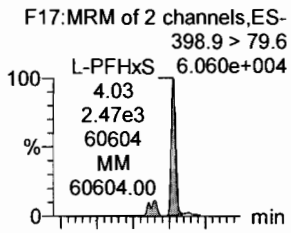

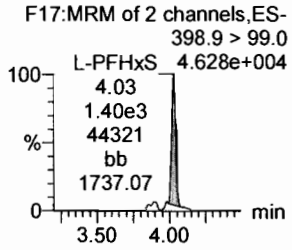

L-PFOA

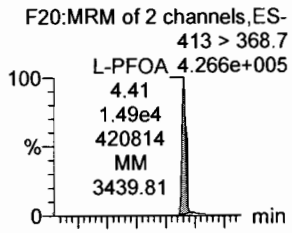

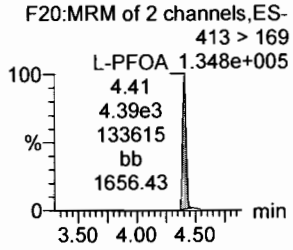

PFHpS

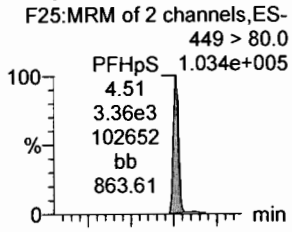

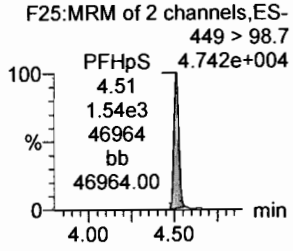

PFNA

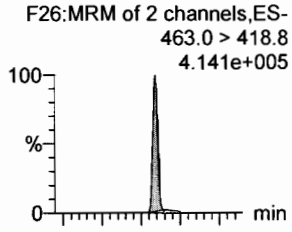

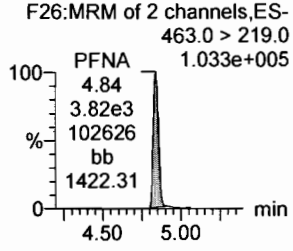

18O2-PFHxS

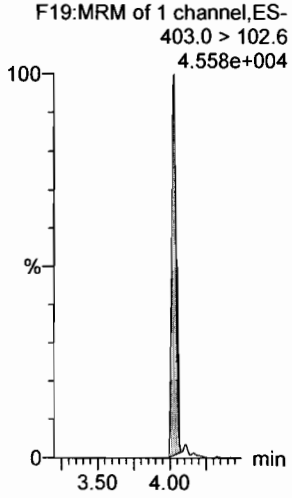

13C4-PFHpA

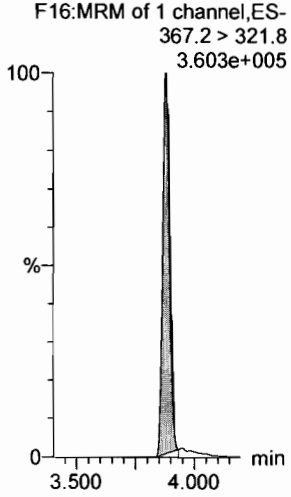

13C2-PFOA

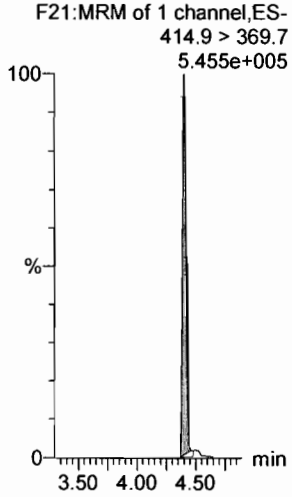

13C2-PFOA

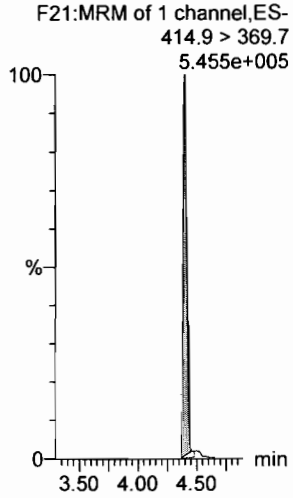

13C2-PFOA

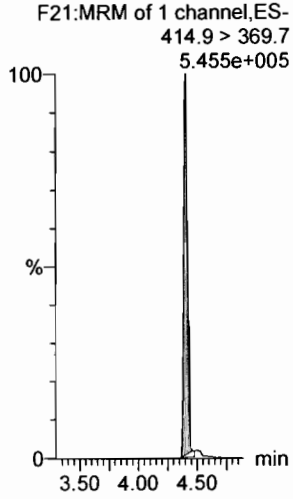

13C5-PFNA

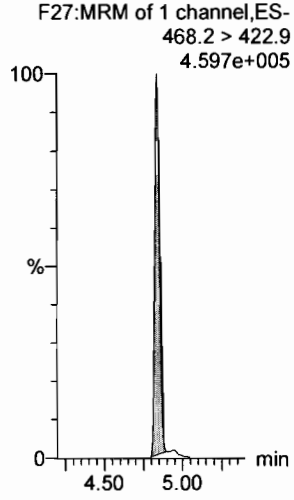

Dataset: F:\Projects\PFAS.PRO\Results\180227M1\180027M1-CRV.qld

Last Altered: Wednesday, February 28, 2018 11:15:07 Pacific Standard Time
Printed: Wednesday, February 28, 2018 11:16:29 Pacific Standard Time

Name: 180227M1_7, Date: 27-Feb-2018, Time: 20:28:00, ID: ST180227M1-6 PFC CS3 18B2317, Description: PFC CS3 18B2317

PFOSA

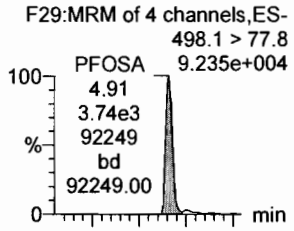

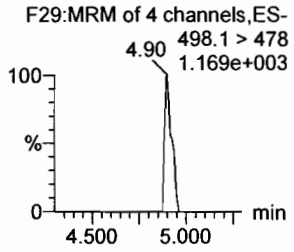

L-PFOS

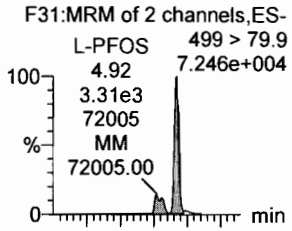

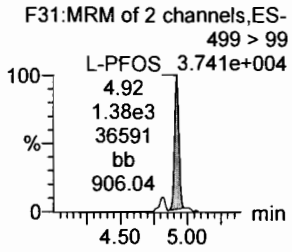

PFDA

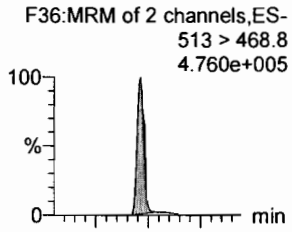

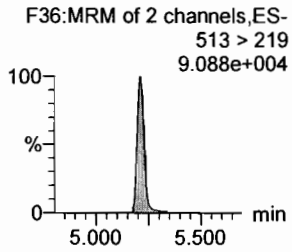

8:2 FTS

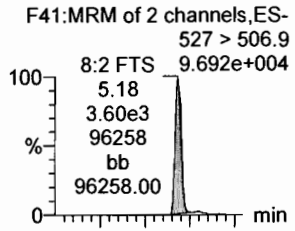

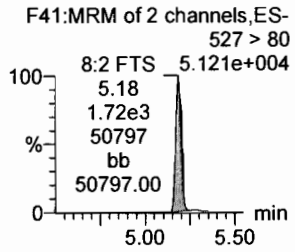

PFNS

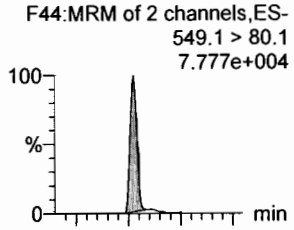

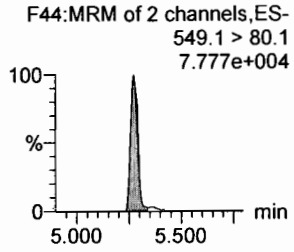

N-MeFOSAA

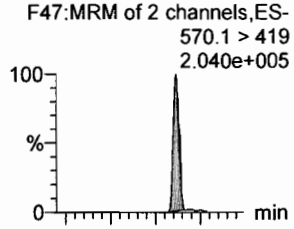

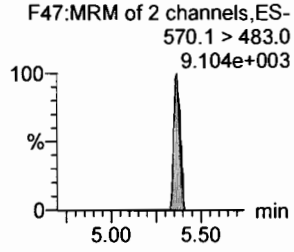

13C8-PFOSA

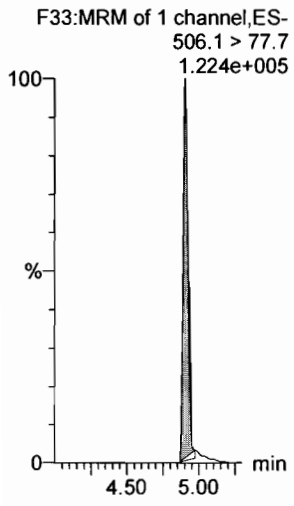

13C8-PFOS

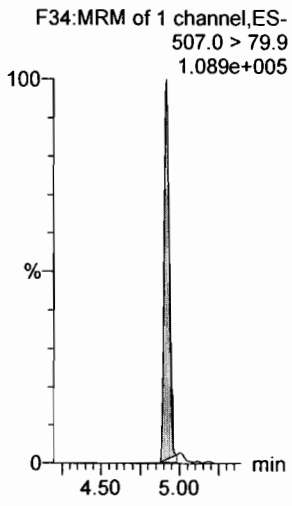

13C2-PFDA

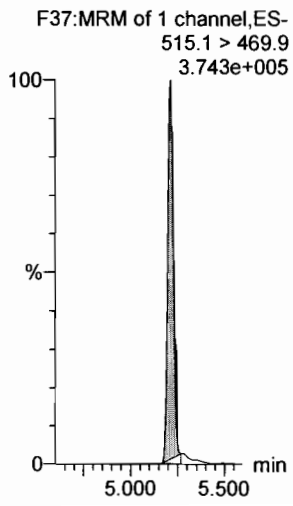

13C2-PFOA

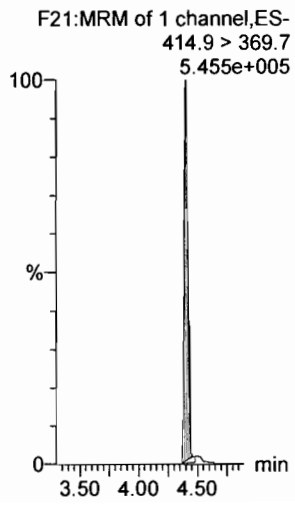

13C2-PFOA

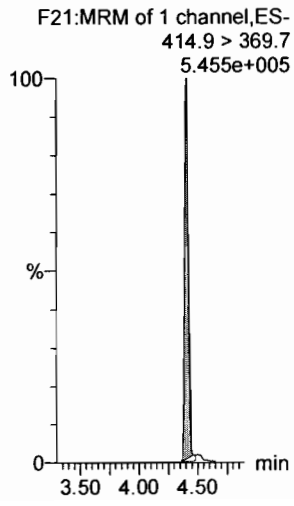

d3-N-MeFOSAA



Dataset: F:\Projects\PFAS.PRO\Results\180227M1\180027M1-CRV.qld

Last Altered: Wednesday, February 28, 2018 11:15:07 Pacific Standard Time
Printed: Wednesday, February 28, 2018 11:16:29 Pacific Standard Time

Name: 180227M1_7, Date: 27-Feb-2018, Time: 20:28:00, ID: ST180227M1-6 PFC CS3 18B2317, Description: PFC CS3 18B2317

N-EtFOSAA

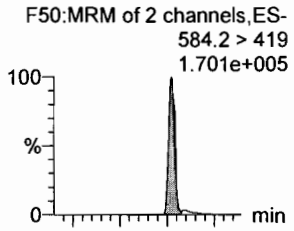

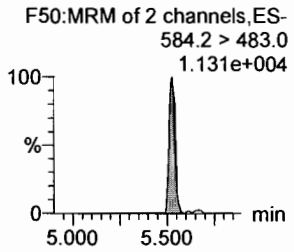

PFDoA

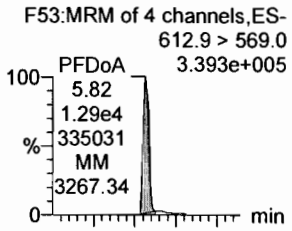

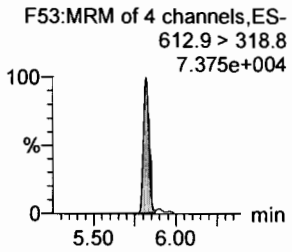

PFDS

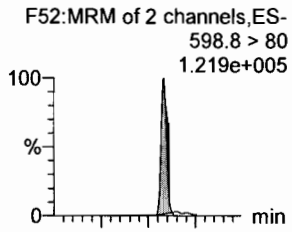

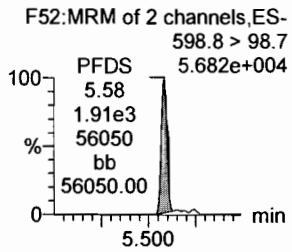

PFUdA

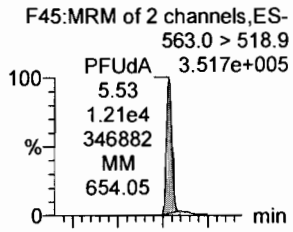

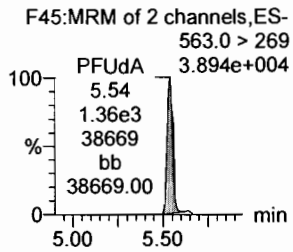

N-MeFOSA

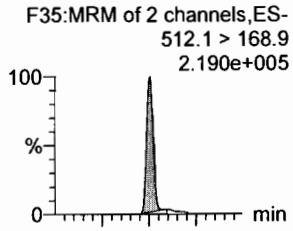

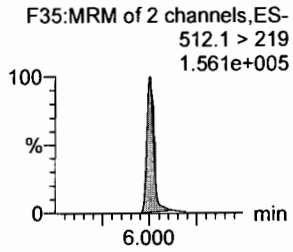

PFTrDA

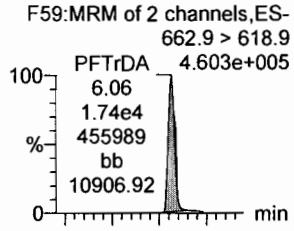

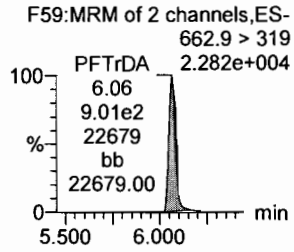

d5-N-EtFOSAA

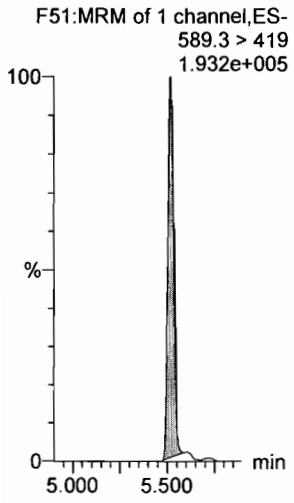

13C2-PFDoA

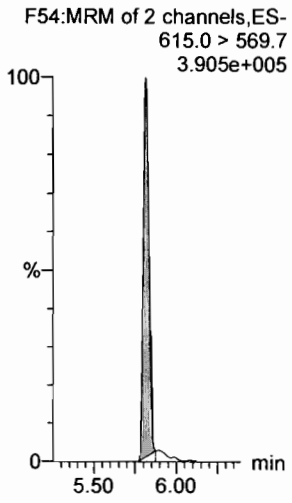

13C2-PFUdA

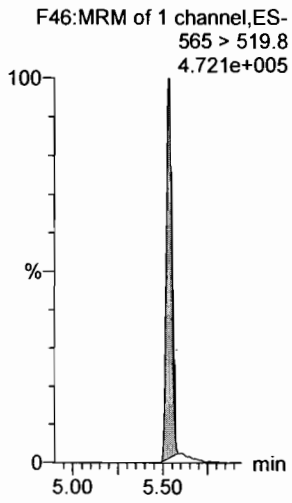

13C2-PFUdA

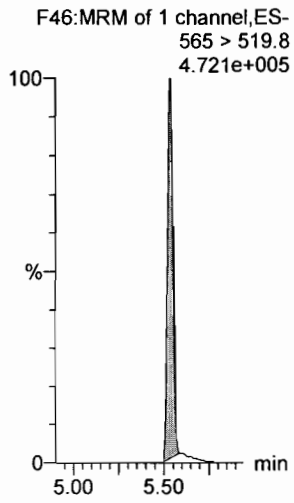

d3-N-MeFOSA

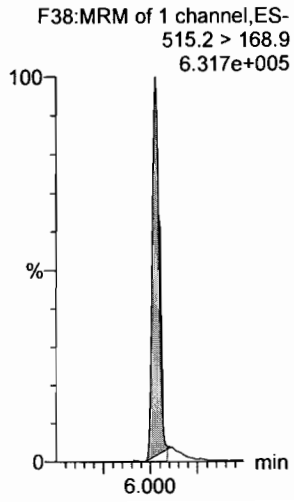

13C2-PFDoA

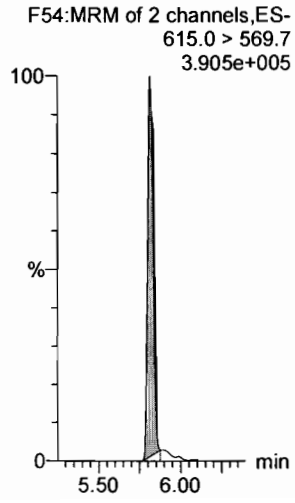

Dataset: F:\Projects\PFAS.PRO\Results\180227M1\180027M1-CRV.qld

Last Altered: Wednesday, February 28, 2018 11:15:07 Pacific Standard Time
Printed: Wednesday, February 28, 2018 11:16:29 Pacific Standard Time

Name: 180227M1_7, Date: 27-Feb-2018, Time: 20:28:00, ID: ST180227M1-6 PFC CS3 18B2317, Description: PFC CS3 18B2317

PFTeDA

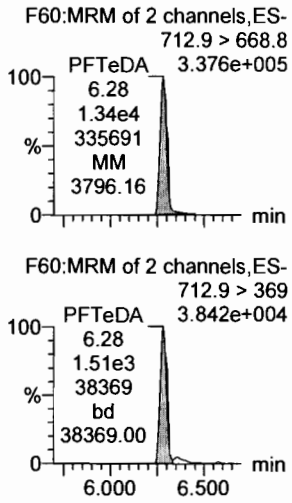

N-EtFOSA

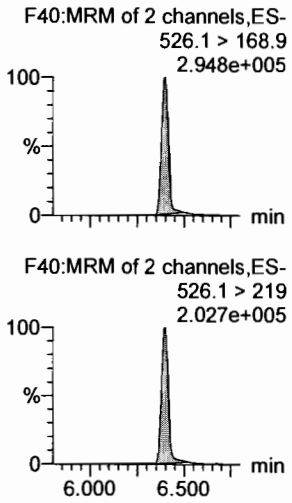

PFHxDA

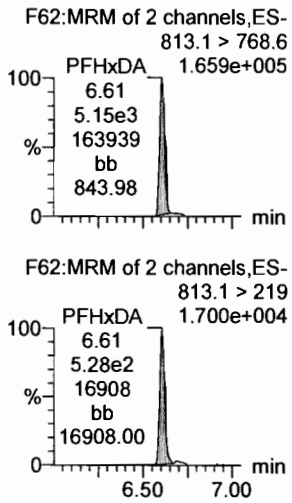

PFODA

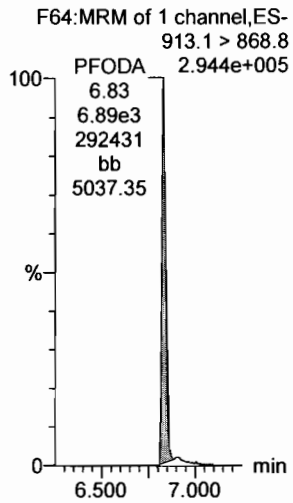

N-MeFOSE

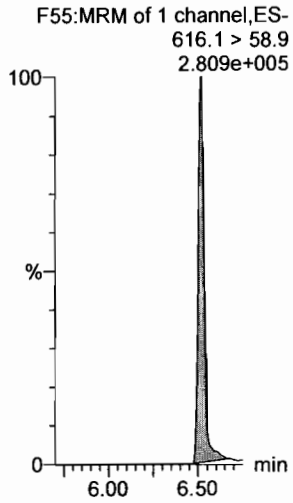

N-EtFOSE

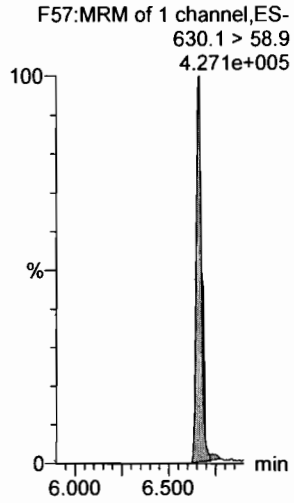

13C2-PFTeDA

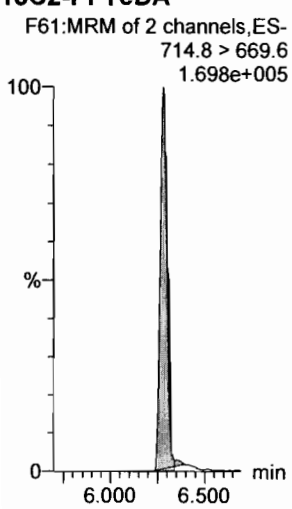

d5-N-ETFOSA

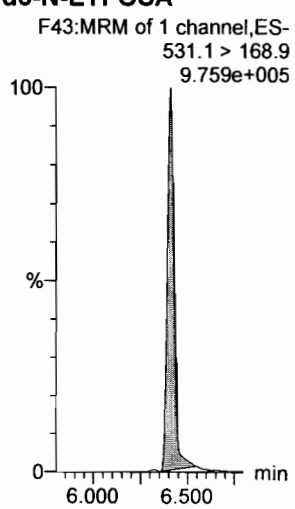

13C2-PFHxDA

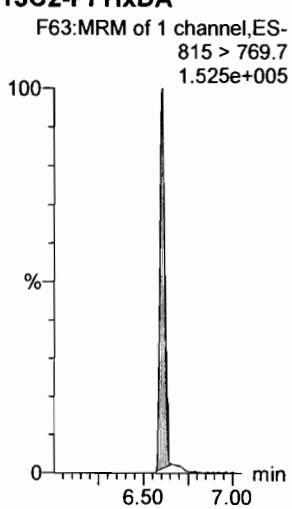

13C2-PFHxDA

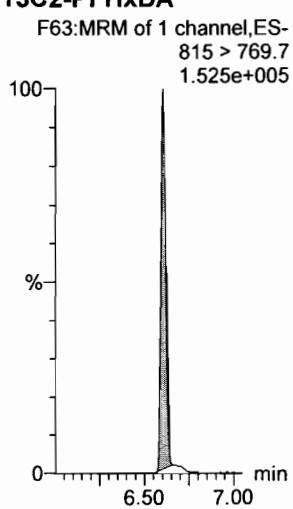

d7-N-MeFOSE

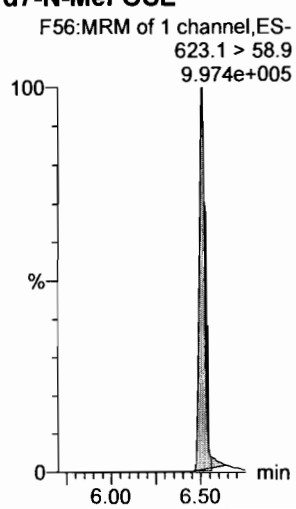

d9-N-EtFOSE

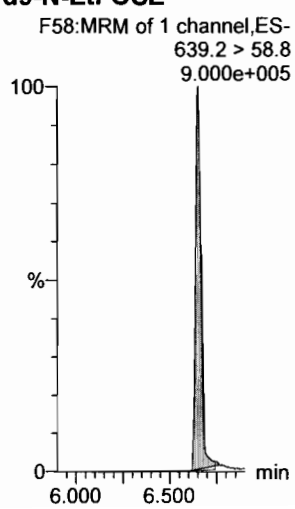

Dataset: F:\Projects\PFAS.PRO\Results\180227M1\180027M1-CRV.qld

Last Altered: Wednesday, February 28, 2018 11:15:07 Pacific Standard Time
Printed: Wednesday, February 28, 2018 11:16:29 Pacific Standard Time

Name: 180227M1_7, Date: 27-Feb-2018, Time: 20:28:00, ID: ST180227M1-6 PFC CS3 18B2317, Description: PFC CS3 18B2317

13C4-PFBA

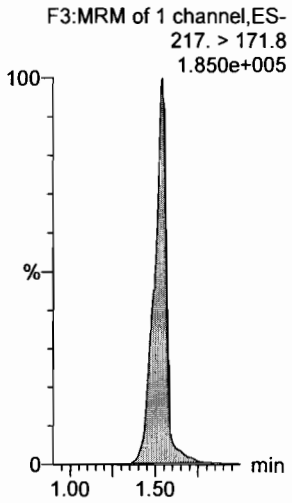

13C5-PFHxA

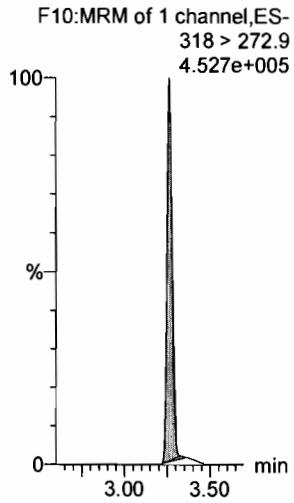

13C3-PFHxS

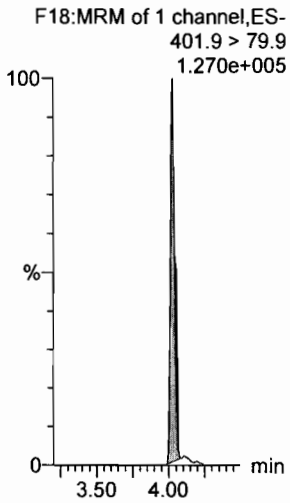

13C8-PFOA

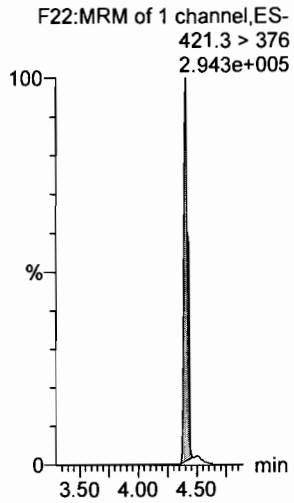

13C9-PFNA

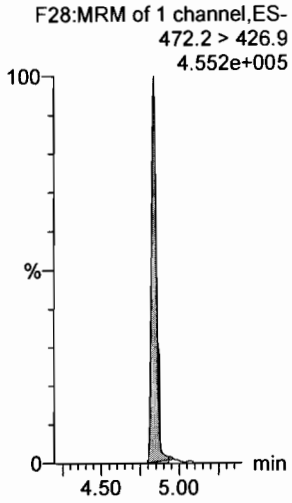

13C4-PFOS

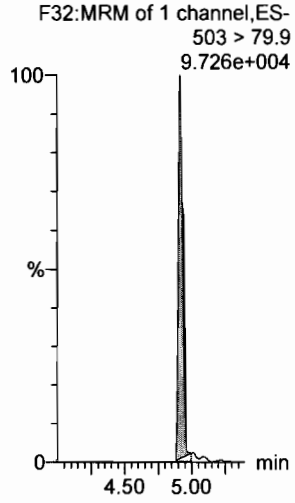

13C6-PFDA

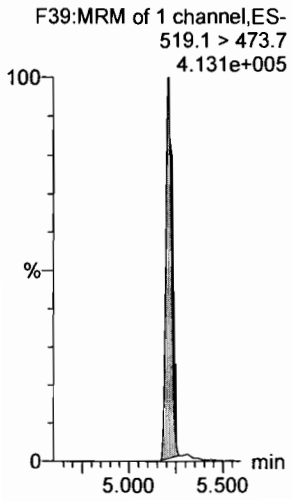

13C7-PFUdA

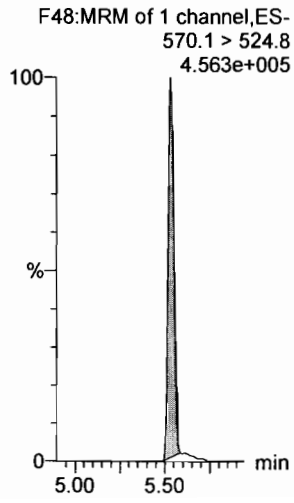

Dataset: F:\Projects\PFAS.PRO\Results\180227M1\180027M1-CRV.qld

Last Altered: Wednesday, February 28, 2018 11:15:07 Pacific Standard Time
Printed: Wednesday, February 28, 2018 11:16:29 Pacific Standard Time

Name: 180227M1_8, Date: 27-Feb-2018, Time: 20:39:30, ID: ST180227M1-7 PFC CS4 18B2318, Description: PFC CS4 18B2318

PFBA

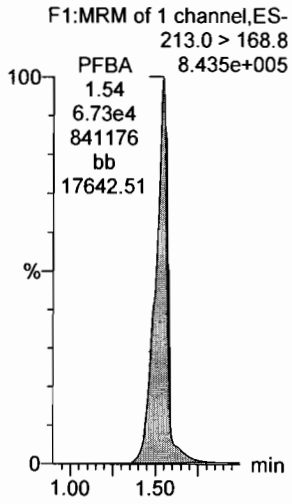

PFPeA



PFBS

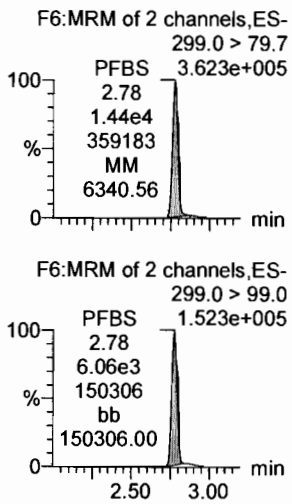

4:2 FTS

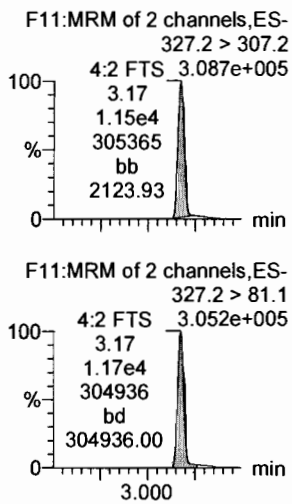

PFHxA

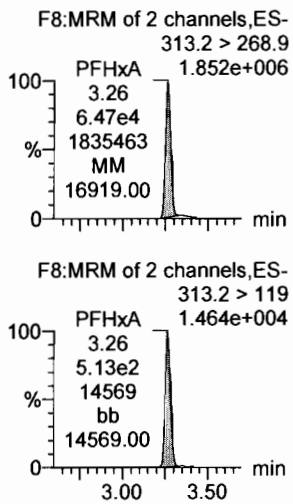

PFPeS

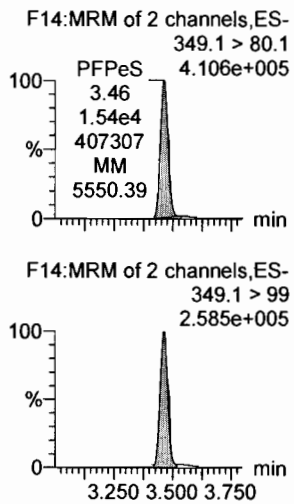

13C3-PFBA

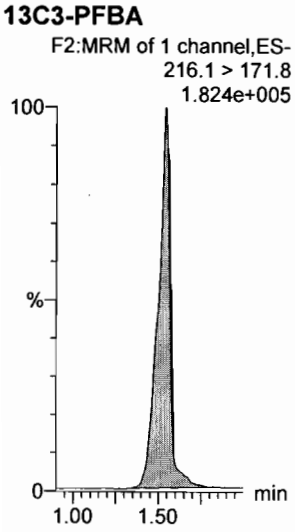

13C3-PFPeA



13C3-PFBS

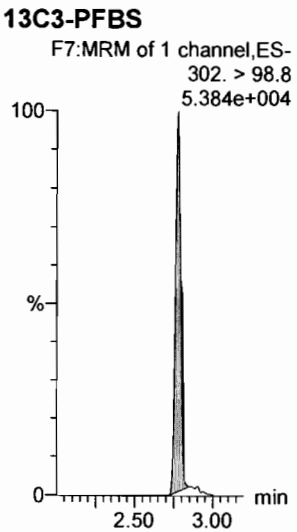

13C3-PFBS

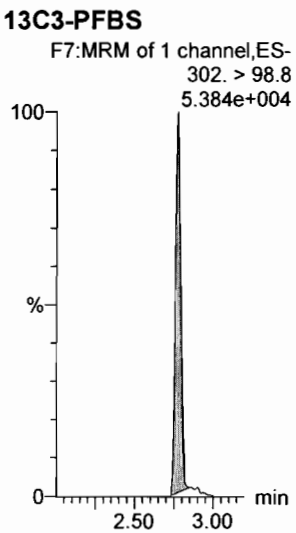

13C2-PFHxA

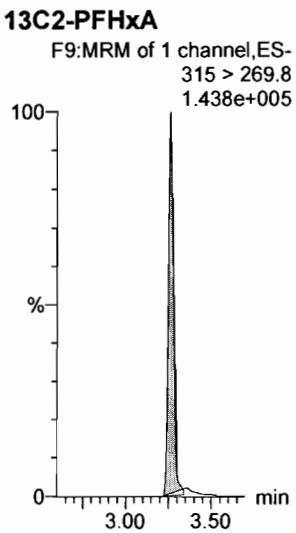

13C3-PFBS



Dataset: F:\Projects\PFAS.PRO\Results\180227M1\180027M1-CRV.qld

Last Altered: Wednesday, February 28, 2018 11:15:07 Pacific Standard Time
Printed: Wednesday, February 28, 2018 11:16:29 Pacific Standard Time

Name: 180227M1_8, Date: 27-Feb-2018, Time: 20:39:30, ID: ST180227M1-7 PFC CS4 18B2318, Description: PFC CS4 18B2318

6:2 FTS

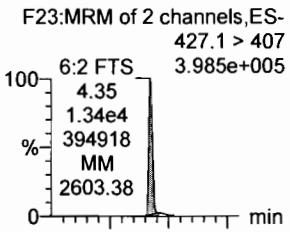

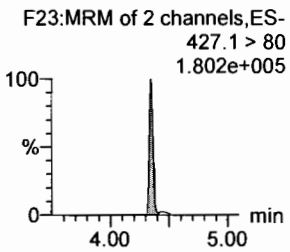

PFHpA

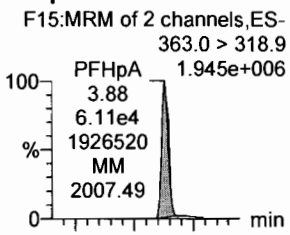

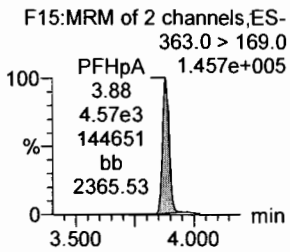

L-PFHxS

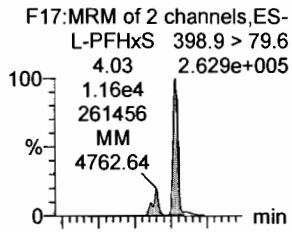

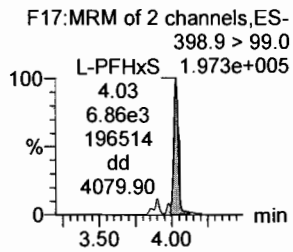

L-PFOA

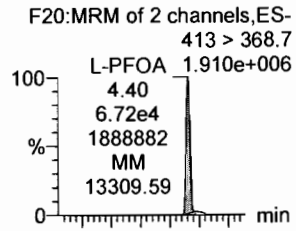

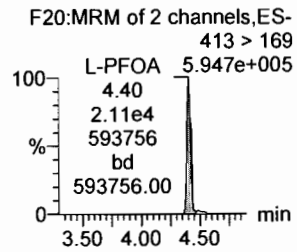

PFHpS

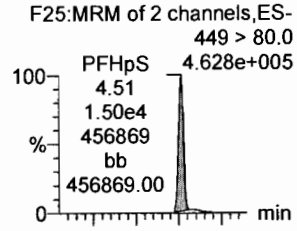

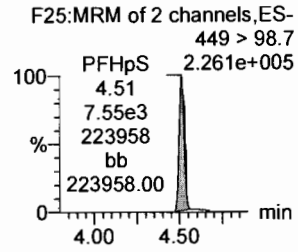

PFNA

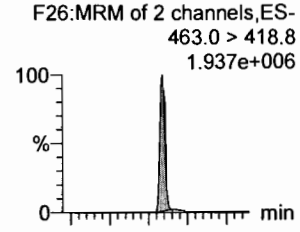

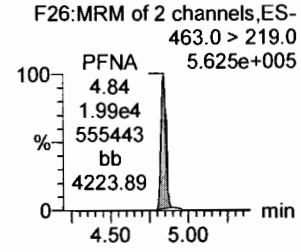

18O2-PFHxS



13C4-PFHpA

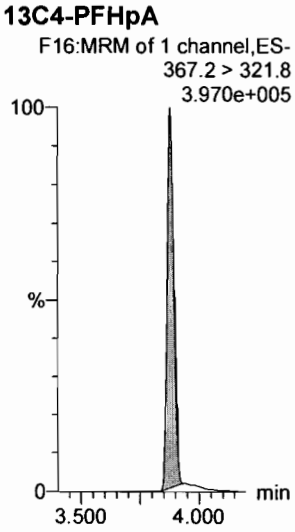

13C2-PFOA

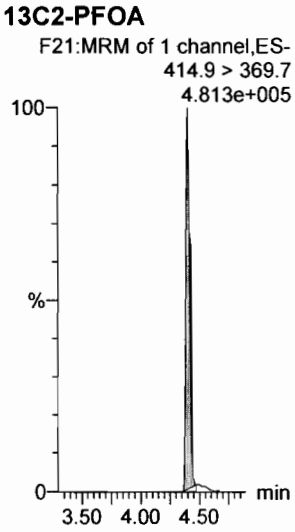

13C2-PFOA

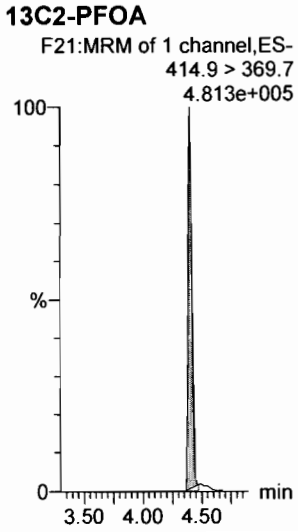

13C2-PFOA

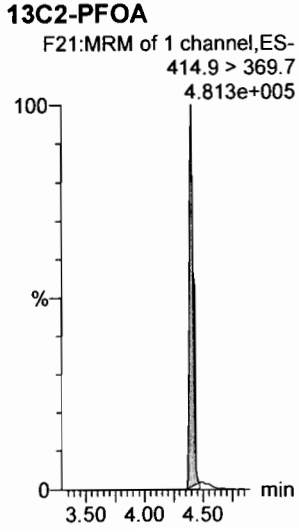

13C5-PFNA

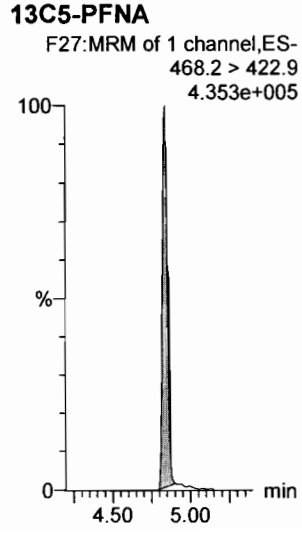

Dataset: F:\Projects\PFAS.PRO\Results\180227M1\180027M1-CRV.qld

Last Altered: Wednesday, February 28, 2018 11:15:07 Pacific Standard Time
Printed: Wednesday, February 28, 2018 11:16:29 Pacific Standard Time

Name: 180227M1_8, Date: 27-Feb-2018, Time: 20:39:30, ID: ST180227M1-7 PFC CS4 18B2318, Description: PFC CS4 18B2318

PFOSA

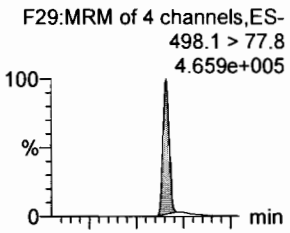

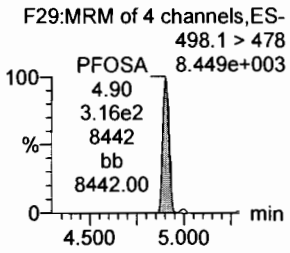

L-PFOS

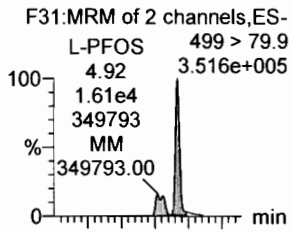

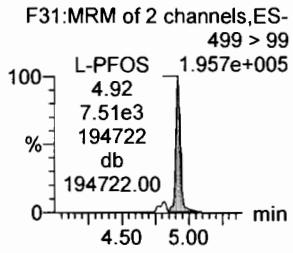

PFDA

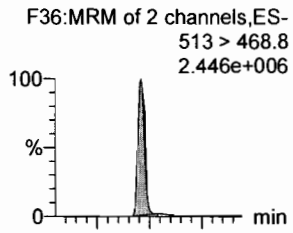

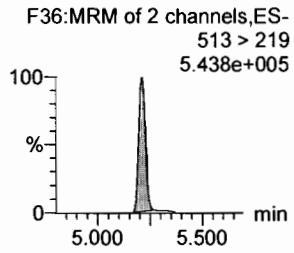

8:2 FTS

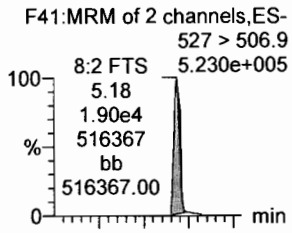

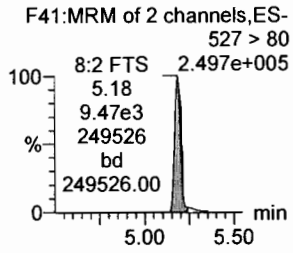

PFNS

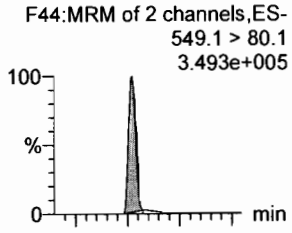

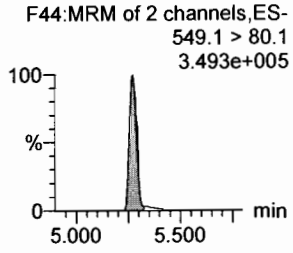

N-MeFOSAA

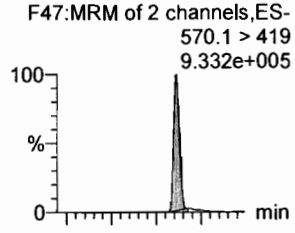

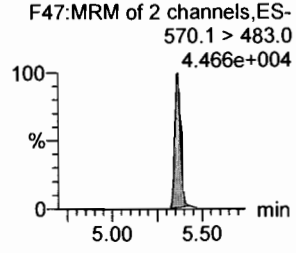

13C8-PFOSA

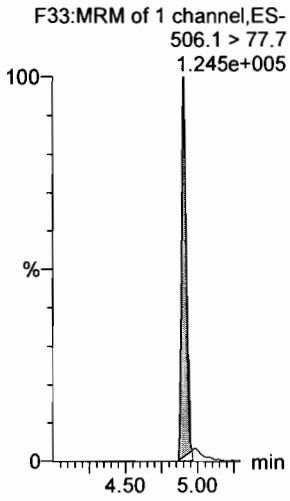

13C8-PFOS

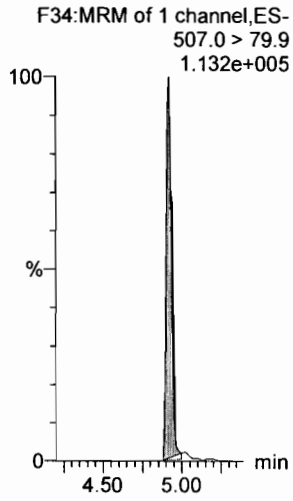

13C2-PFDA

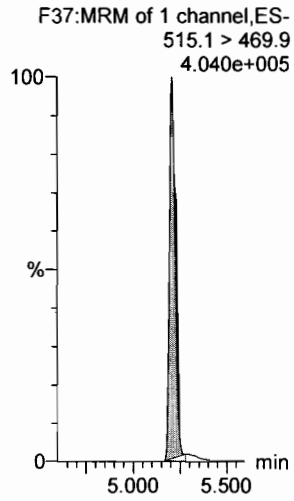

13C2-PFOA

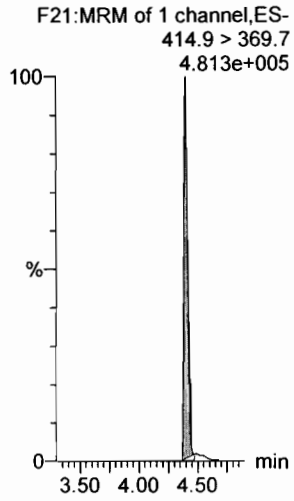

13C2-PFOA

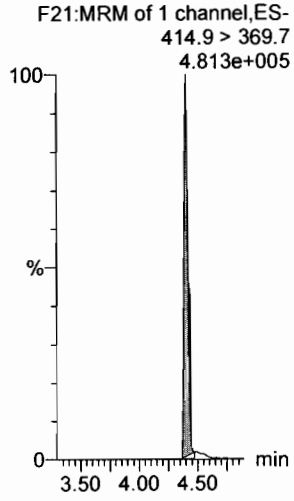

d3-N-MeFOSAA

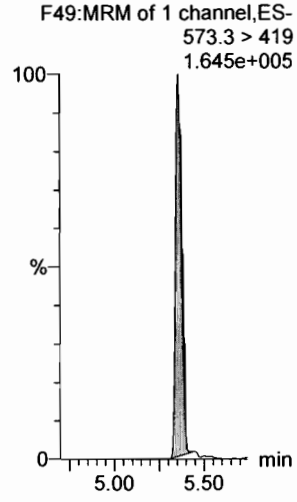

Dataset: F:\Projects\PFAS.PRO\Results\180227M1\180027M1-CRV.qld

Last Altered: Wednesday, February 28, 2018 11:15:07 Pacific Standard Time
Printed: Wednesday, February 28, 2018 11:16:29 Pacific Standard Time

Name: 180227M1_8, Date: 27-Feb-2018, Time: 20:39:30, ID: ST180227M1-7 PFC CS4 18B2318, Description: PFC CS4 18B2318

N-EtFOSAA

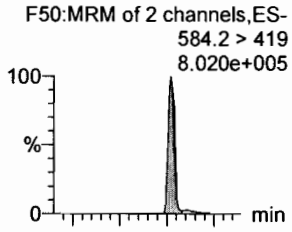

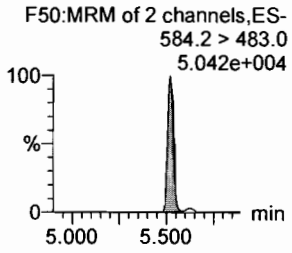

PFDoA

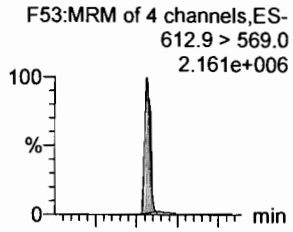

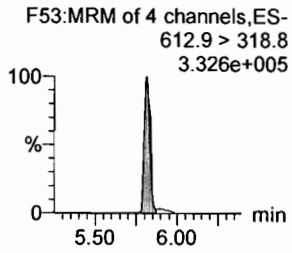

PFDS

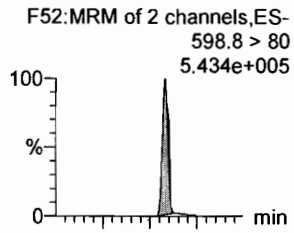

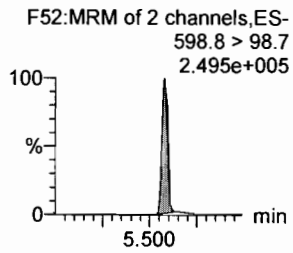

PFUdA

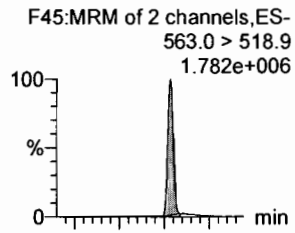

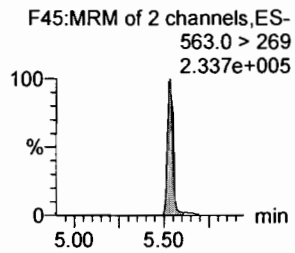

N-MeFOSA

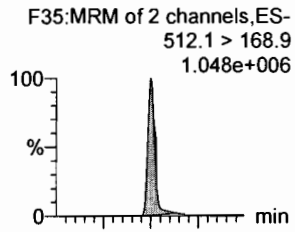

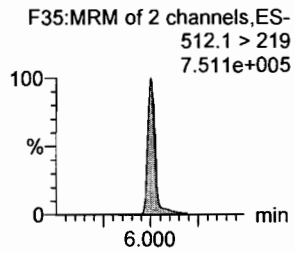

PFTrDA

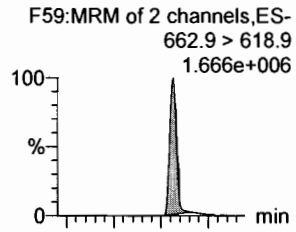

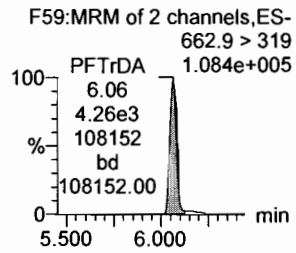

d5-N-EtFOSAA

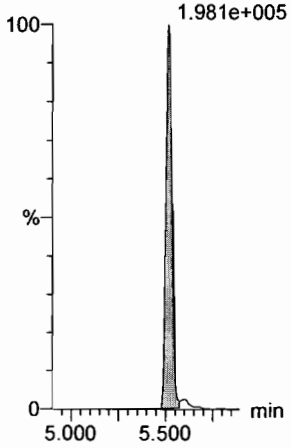

13C2-PFDoA

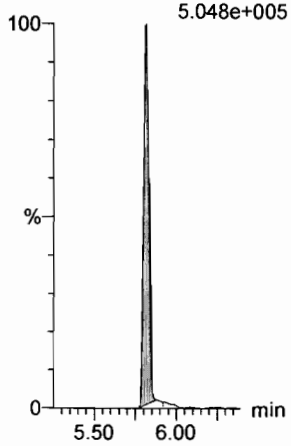

13C2-PFUdA

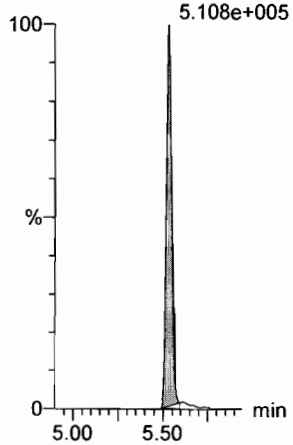

13C2-PFUdA

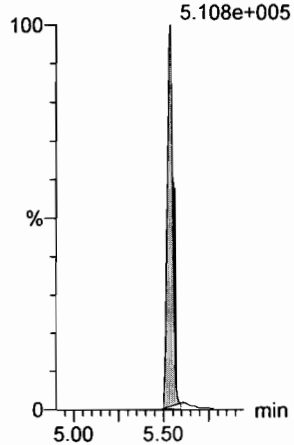

d3-N-MeFOSA

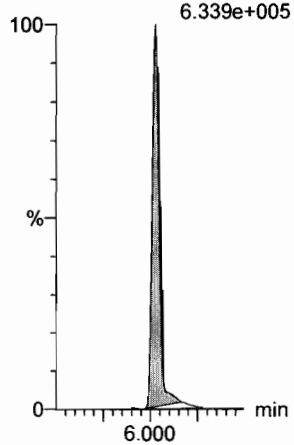

13C2-PFDoA

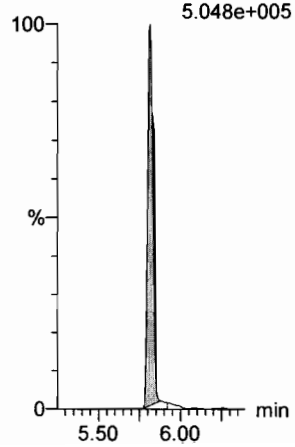

Dataset: F:\Projects\PFAS.PRO\Results\180227M1\180027M1-CRV.qld

Last Altered: Wednesday, February 28, 2018 11:15:07 Pacific Standard Time
Printed: Wednesday, February 28, 2018 11:16:29 Pacific Standard Time

Name: 180227M1_8, Date: 27-Feb-2018, Time: 20:39:30, ID: ST180227M1-7 PFC CS4 18B2318, Description: PFC CS4 18B2318

PFTeDA

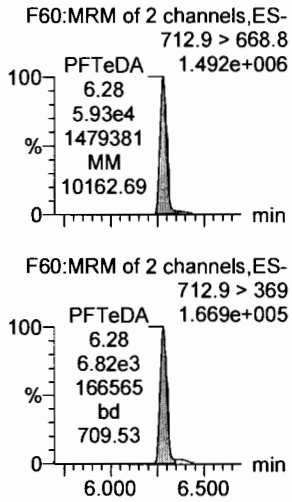

N-EtFOSA

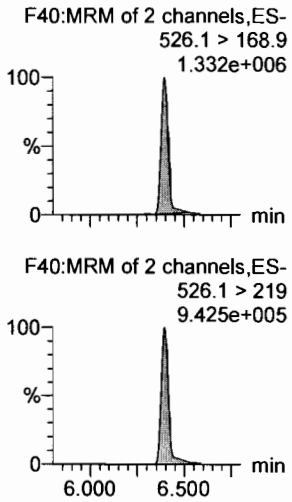

PFHxDA



PFODA

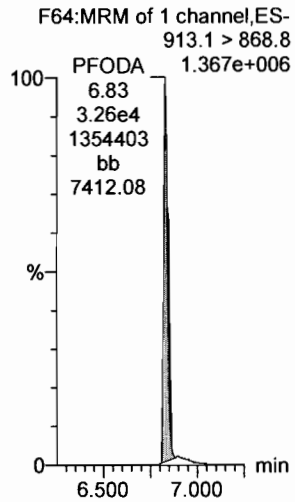

N-MeFOSE

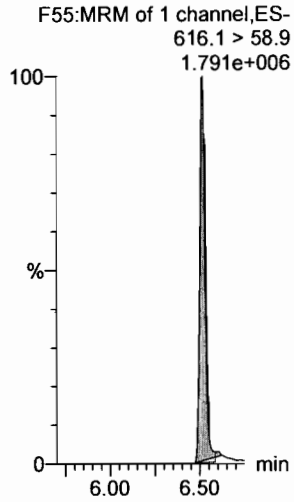

N-EtFOSE

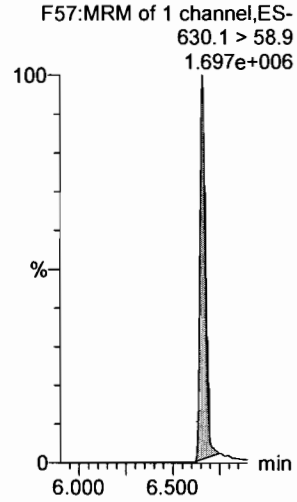

13C2-PFTeDA

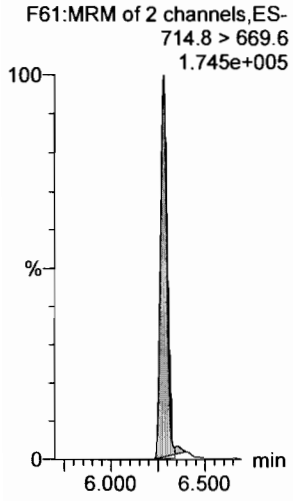

d5-N-ETFOSA

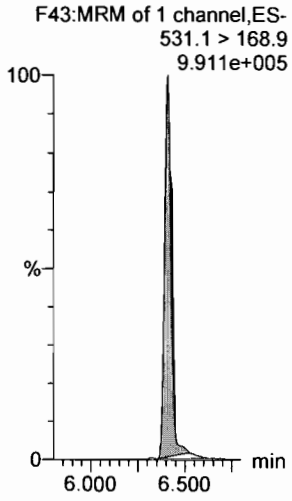

13C2-PFHxDA

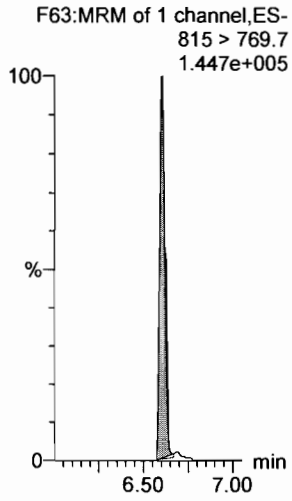

13C2-PFHxDA

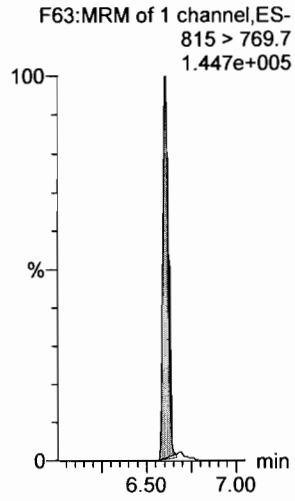

d7-N-MeFOSE

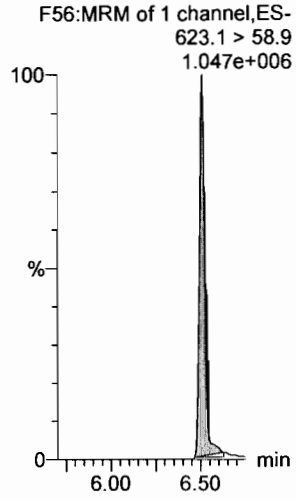

d9-N-EtFOSE

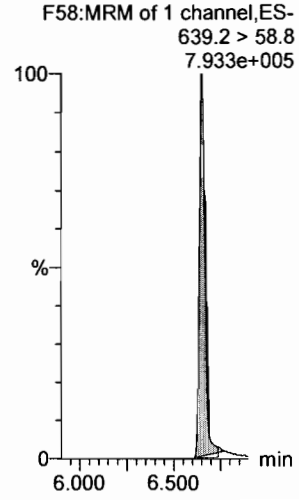

Dataset: F:\Projects\PFAS.PRO\Results\180227M1\180027M1-CRV.qld

Last Altered: Wednesday, February 28, 2018 11:15:07 Pacific Standard Time
Printed: Wednesday, February 28, 2018 11:16:29 Pacific Standard Time

Name: 180227M1_8, Date: 27-Feb-2018, Time: 20:39:30, ID: ST180227M1-7 PFC CS4 18B2318, Description: PFC CS4 18B2318

13C4-PFBA

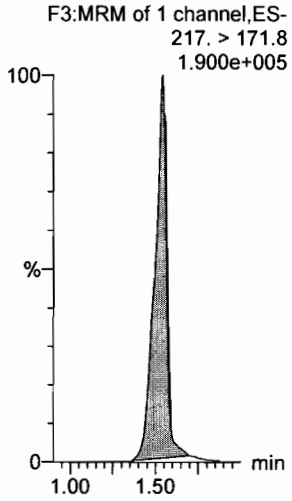

13C5-PFHxA

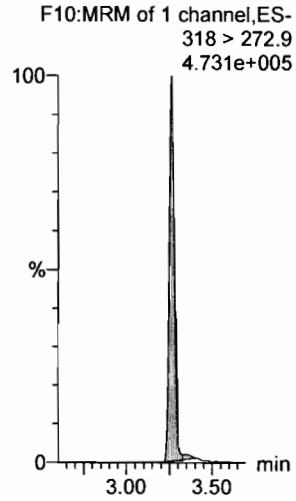

13C3-PFHxS

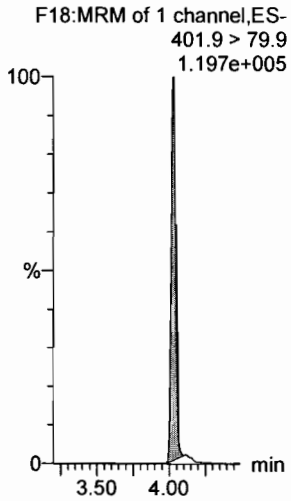

13C8-PFOA

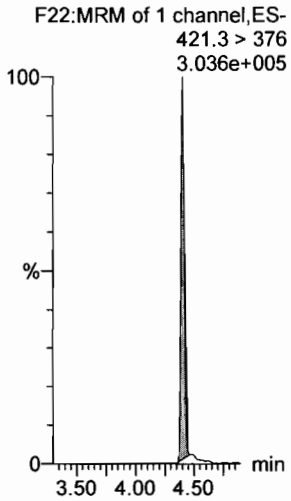

13C9-PFNA

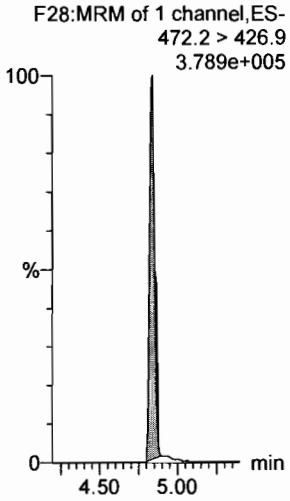

13C4-PFOS

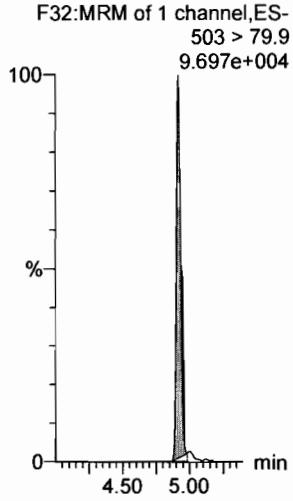

13C6-PFDA

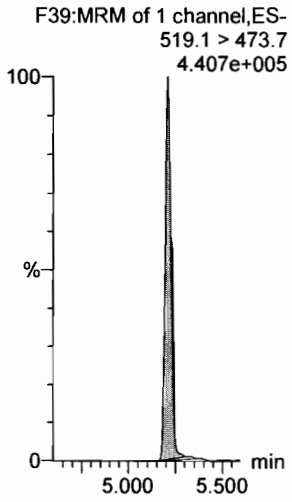

13C7-PFUdA

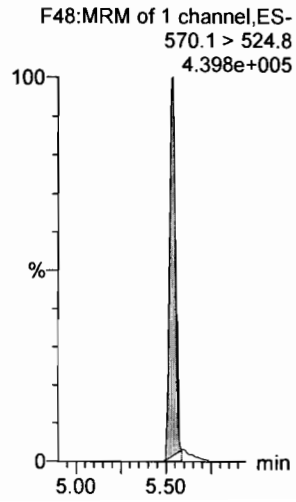

Dataset: F:\Projects\PFAS.PRO\Results\180227M1\180027M1-CRV.qld

Last Altered: Wednesday, February 28, 2018 11:15:07 Pacific Standard Time
Printed: Wednesday, February 28, 2018 11:16:29 Pacific Standard Time

Name: 180227M1_9, Date: 27-Feb-2018, Time: 20:51:00, ID: ST180227M1-8 PFC CS5 18B2319, Description: PFC CS5 18B2319

PFBA

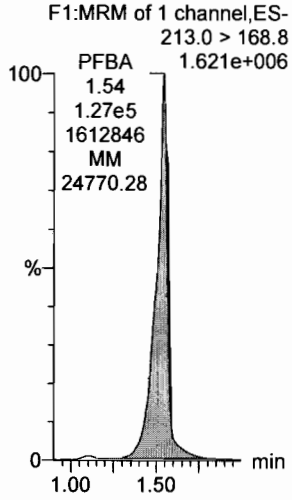

PFPeA



PFBS

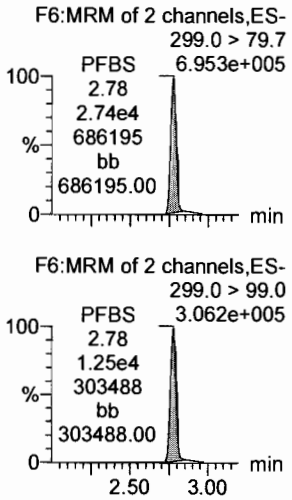

4:2 FTS

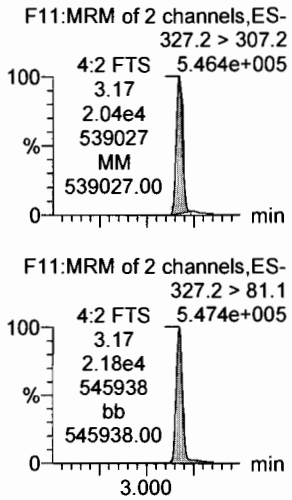

PFHxA

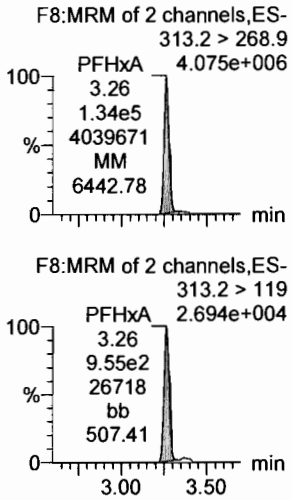

PFPeS

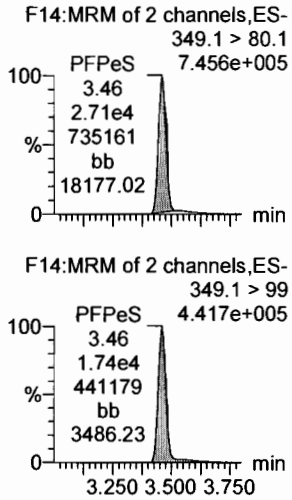

13C3-PFBA

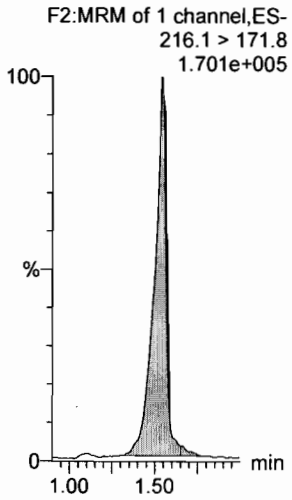

13C3-PFPeA

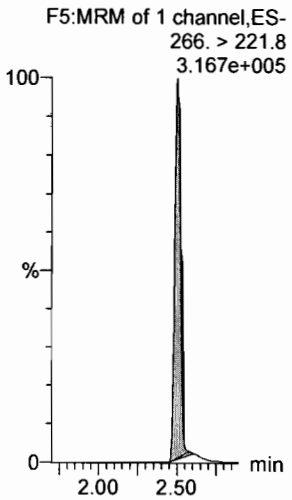

13C3-PFBS

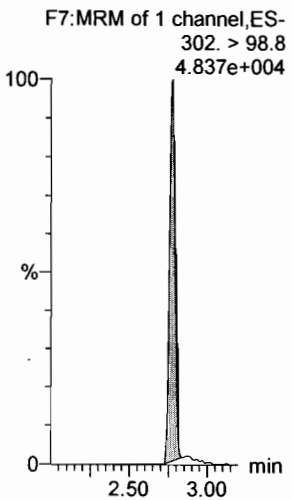

13C3-PFBS

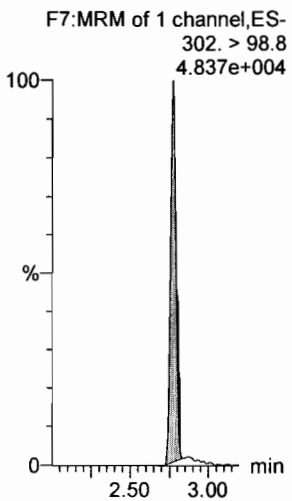

13C2-PFHxA

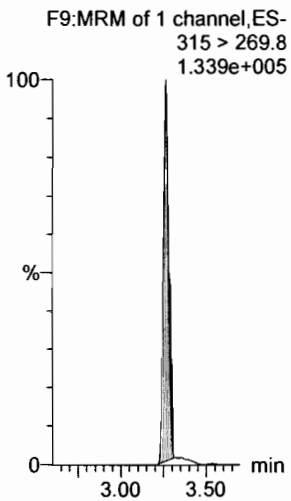

13C3-PFBS

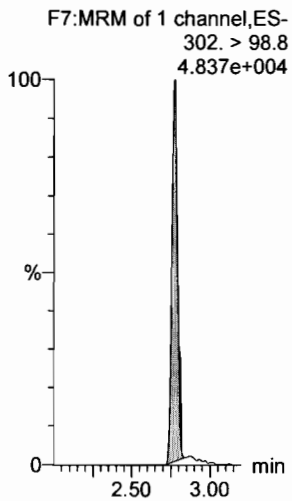

Dataset: F:\Projects\PFAS.PRO\Results\180227M1\180027M1-CRV.qld

Last Altered: Wednesday, February 28, 2018 11:15:07 Pacific Standard Time
Printed: Wednesday, February 28, 2018 11:16:29 Pacific Standard Time

Name: 180227M1_9, Date: 27-Feb-2018, Time: 20:51:00, ID: ST180227M1-8 PFC CS5 18B2319, Description: PFC CS5 18B2319

6:2 FTS

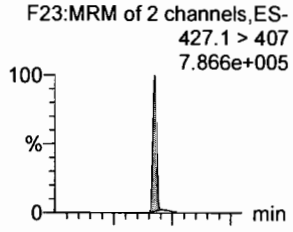

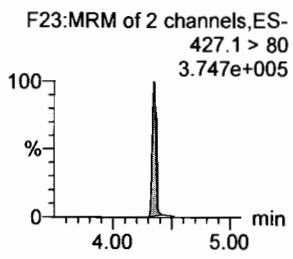

PFHpA

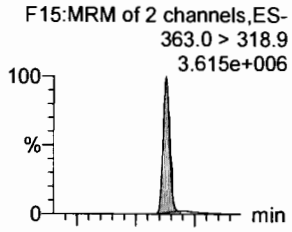

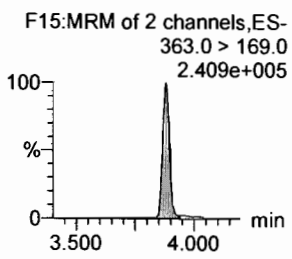

L-PFHxS

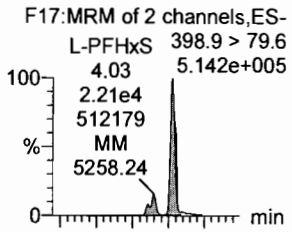

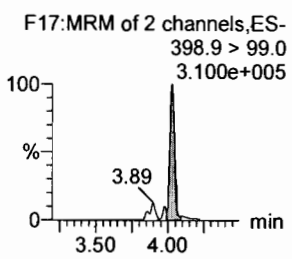

L-PFOA

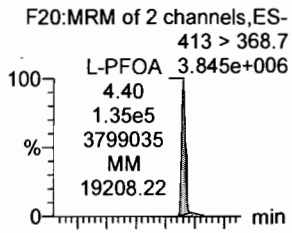

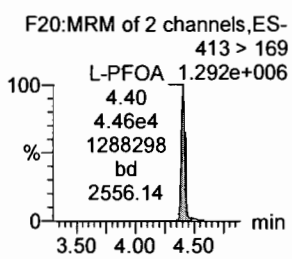

PFHpS

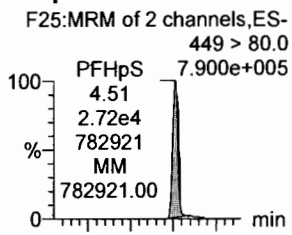

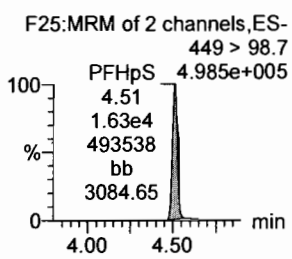

PFNA

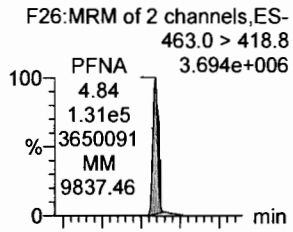

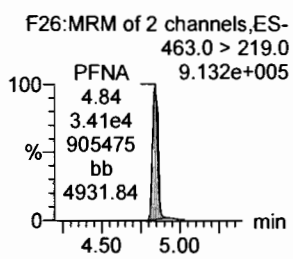

18O2-PFHxS

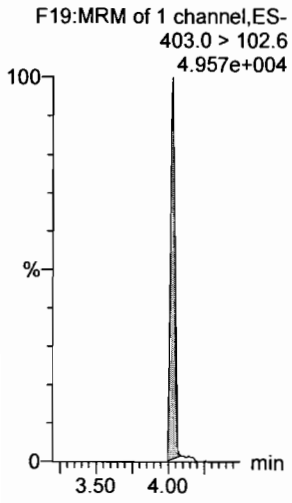

13C4-PFHpA

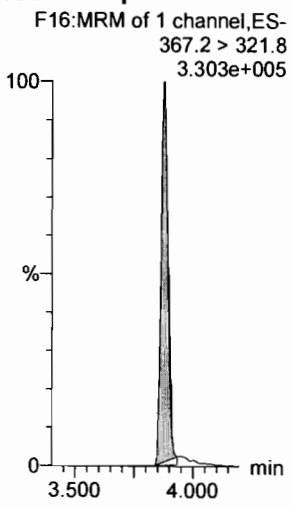

13C2-PFOA

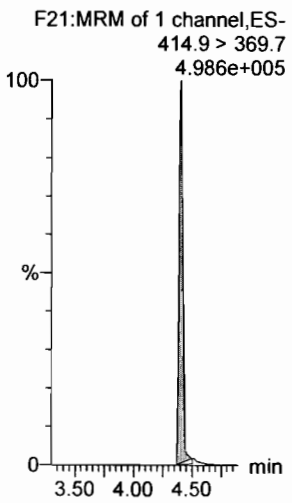

13C2-PFOA

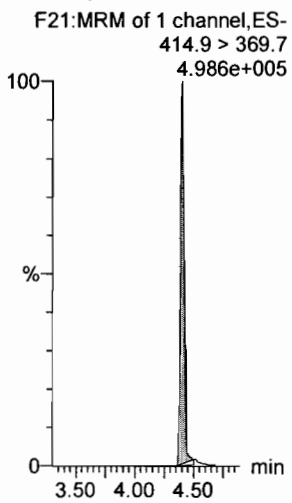

13C2-PFOA

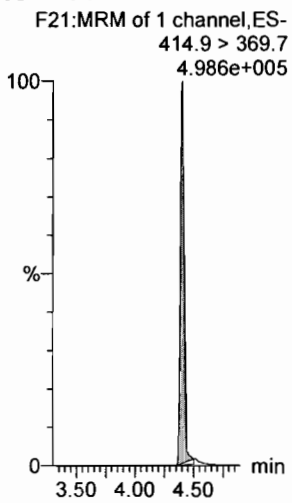

13C5-PFNA

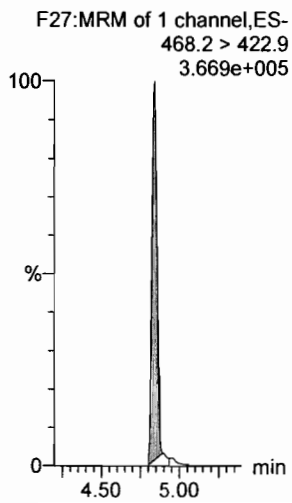

Dataset: F:\Projects\PFAS.PRO\Results\180227M1\180027M1-CRV.qld

Last Altered: Wednesday, February 28, 2018 11:15:07 Pacific Standard Time
Printed: Wednesday, February 28, 2018 11:16:29 Pacific Standard Time

Name: 180227M1_9, Date: 27-Feb-2018, Time: 20:51:00, ID: ST180227M1-8 PFC CS5 18B2319, Description: PFC CS5 18B2319

PFOSA

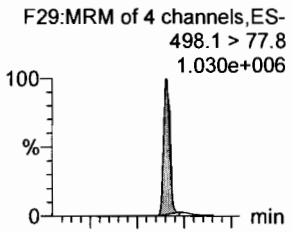

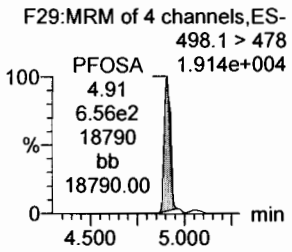

L-PFOS

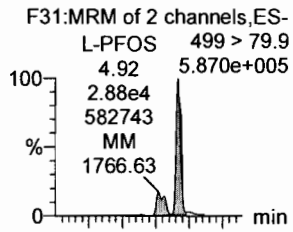

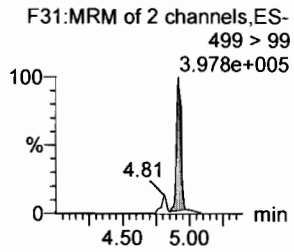

PFDA

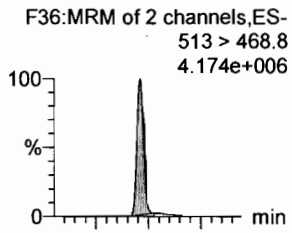

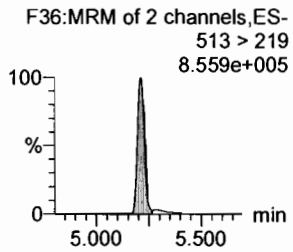

8:2 FTS

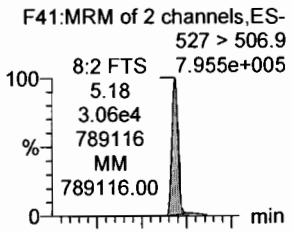

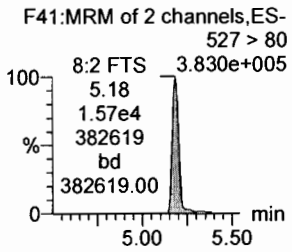

PFNS

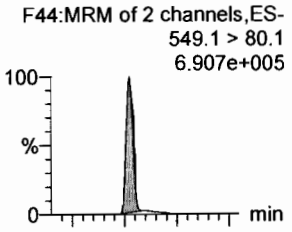

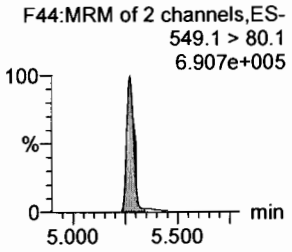

N-MeFOSAA

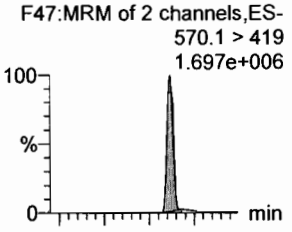

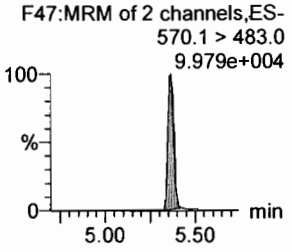

13C8-PFOSA

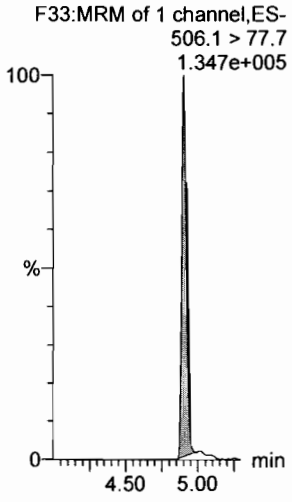

13C8-PFOS

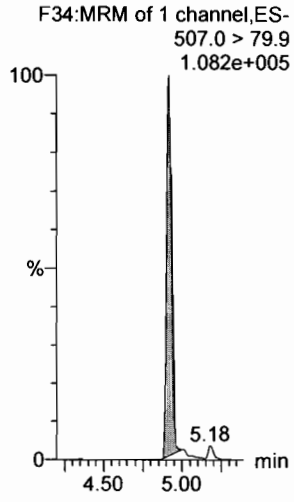

13C2-PFDA

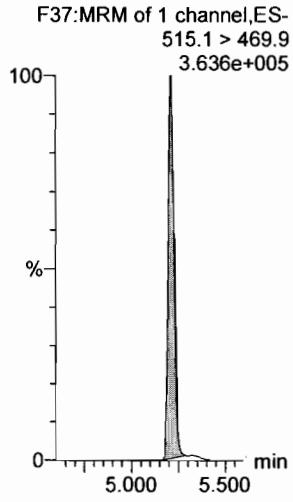

13C2-PFOA

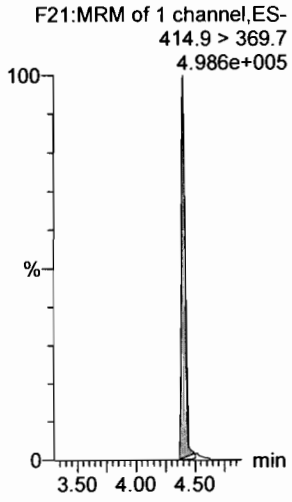

13C2-PFOA

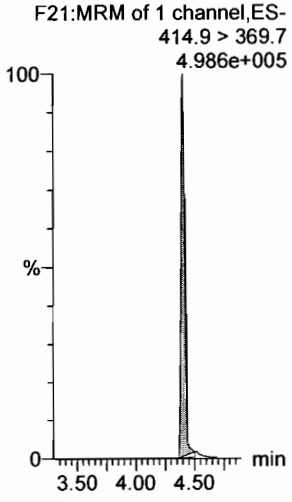

d3-N-MeFOSAA

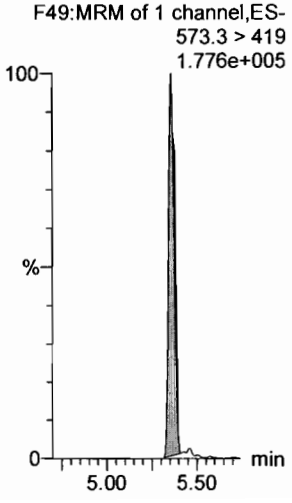

Dataset: F:\Projects\PFAS.PRO\Results\180227M1\180027M1-CRV.qld

Last Altered: Wednesday, February 28, 2018 11:15:07 Pacific Standard Time
Printed: Wednesday, February 28, 2018 11:16:29 Pacific Standard Time

Name: 180227M1_9, Date: 27-Feb-2018, Time: 20:51:00, ID: ST180227M1-8 PFC CS5 18B2319, Description: PFC CS5 18B2319

N-EtFOSAA

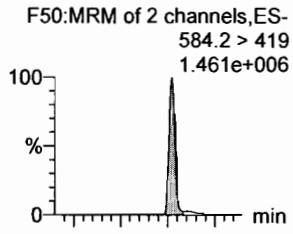

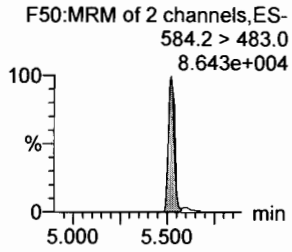

PFDoA

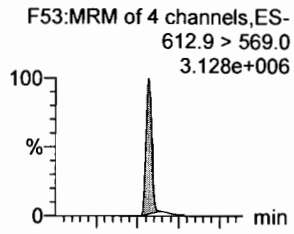

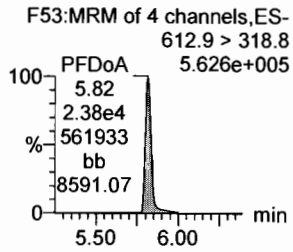

PFDS

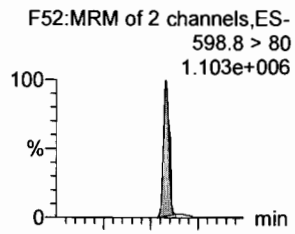

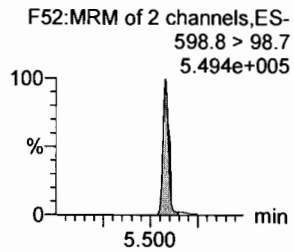

PFUdA

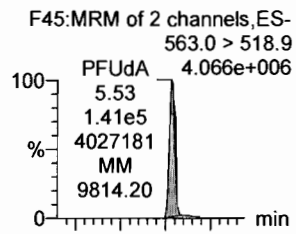

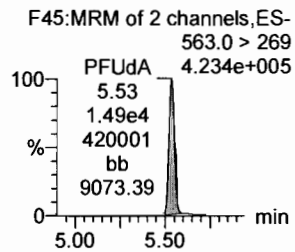

N-MeFOSA

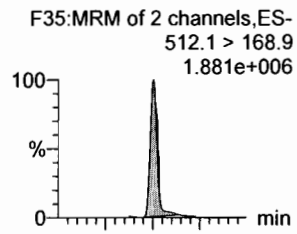

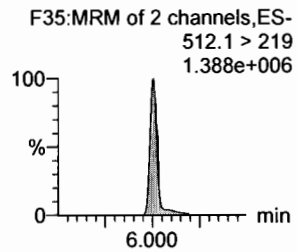

PFTrDA

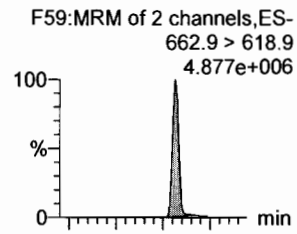

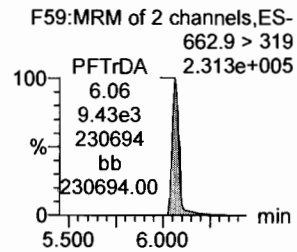

d5-N-EtFOSAA

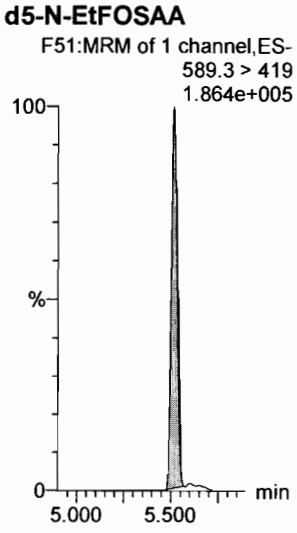

13C2-PFDoA

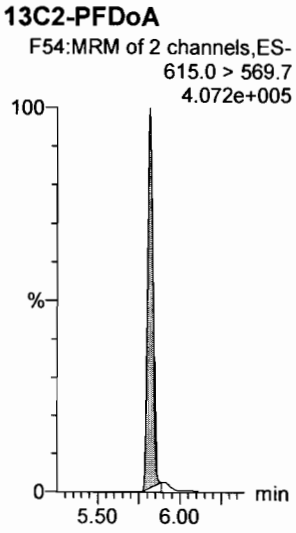

13C2-PFUdA

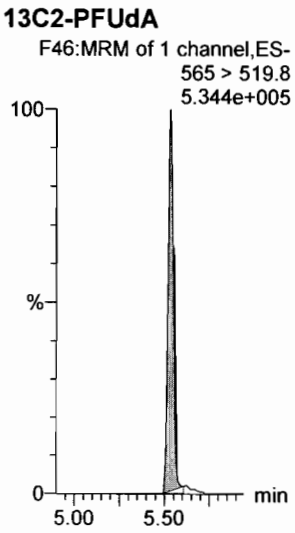

13C2-PFUdA

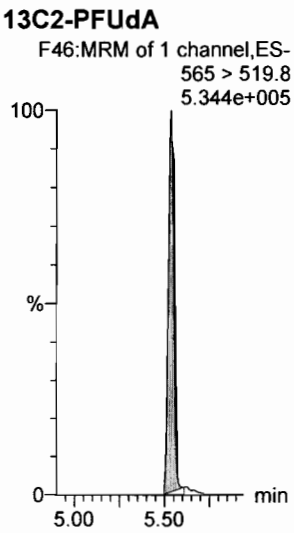

d3-N-MeFOSA



13C2-PFDoA

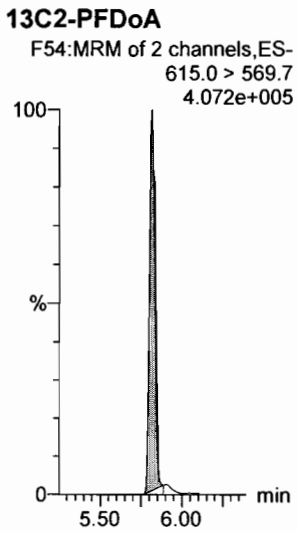

Dataset: F:\Projects\PFAS.PRO\Results\180227M1\180027M1-CRV.qld

Last Altered: Wednesday, February 28, 2018 11:15:07 Pacific Standard Time
Printed: Wednesday, February 28, 2018 11:16:29 Pacific Standard Time

Name: 180227M1_9, Date: 27-Feb-2018, Time: 20:51:00, ID: ST180227M1-8 PFC CS5 18B2319, Description: PFC CS5 18B2319

PFTeDA

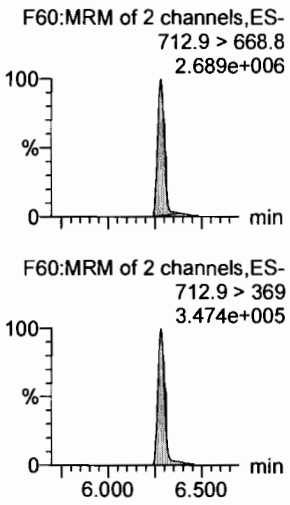

N-EtFOSA

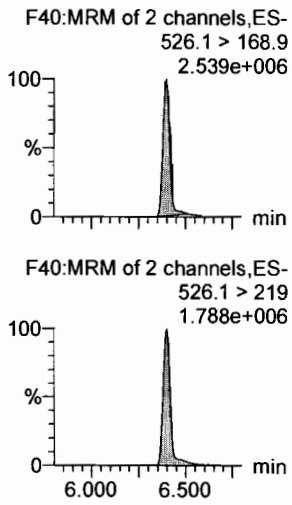

PFHxDA

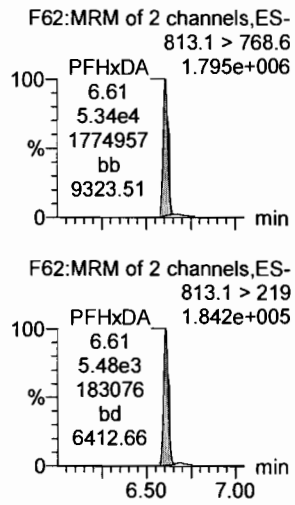

PFODA

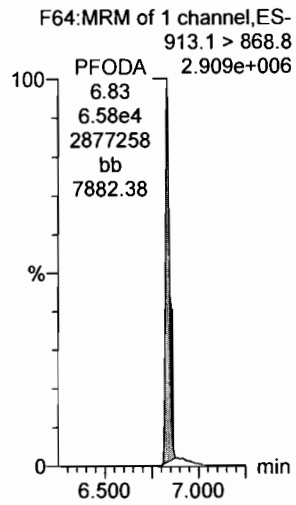

N-MeFOSE

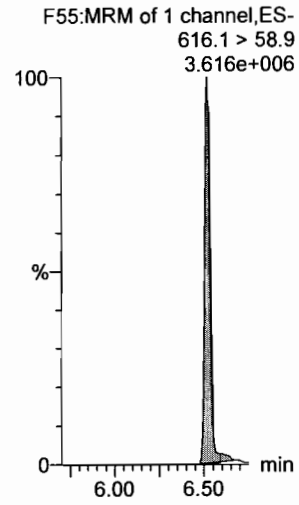

N-EtFOSE

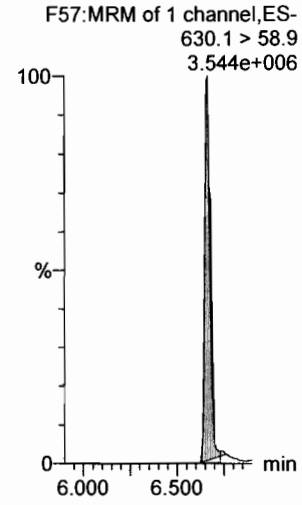

13C2-PFTeDA

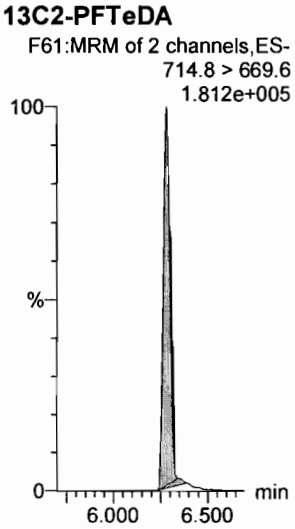

d5-N-ETFOSA

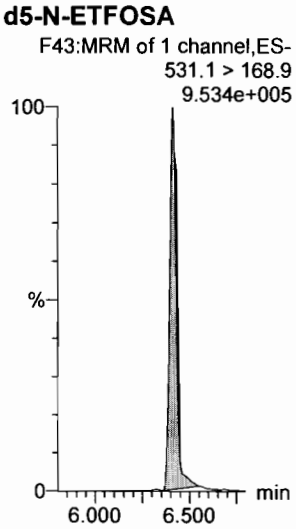

13C2-PFHxDA

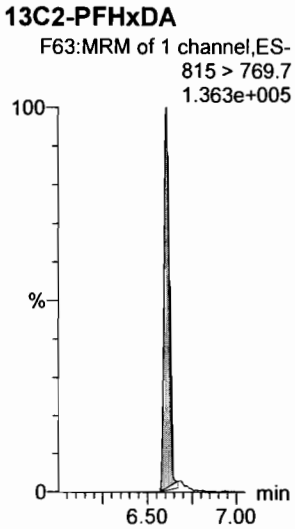

13C2-PFHxDA

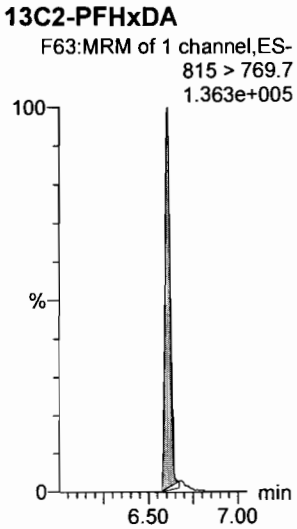

d7-N-MeFOSE

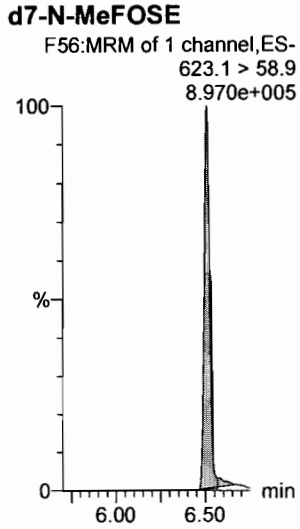

d9-N-EtFOSE

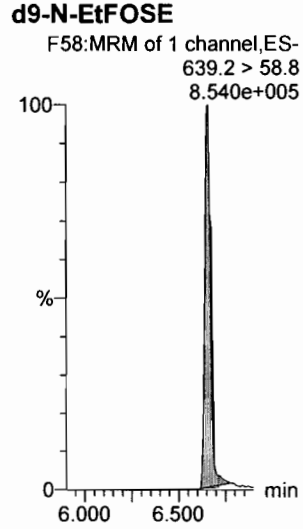

Dataset: F:\Projects\PFAS.PRO\Results\180227M1\180027M1-CRV.qld

Last Altered: Wednesday, February 28, 2018 11:15:07 Pacific Standard Time
Printed: Wednesday, February 28, 2018 11:16:29 Pacific Standard Time

Name: 180227M1_9, Date: 27-Feb-2018, Time: 20:51:00, ID: ST180227M1-8 PFC CS5 18B2319, Description: PFC CS5 18B2319

13C4-PFBA

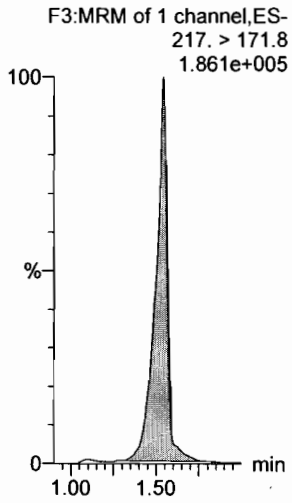

13C5-PFHxA

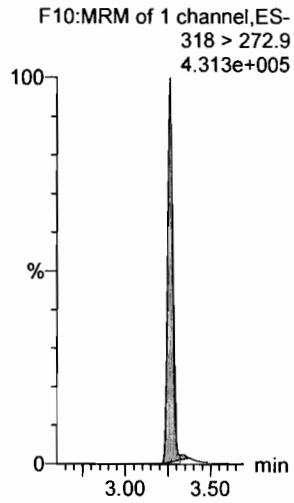

13C3-PFHxS

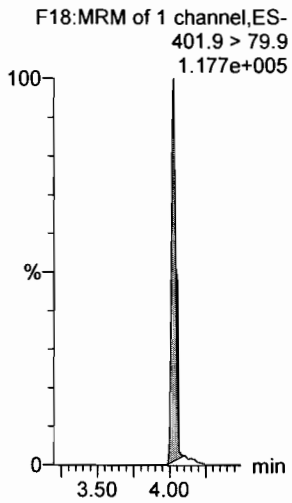

13C8-PFOA

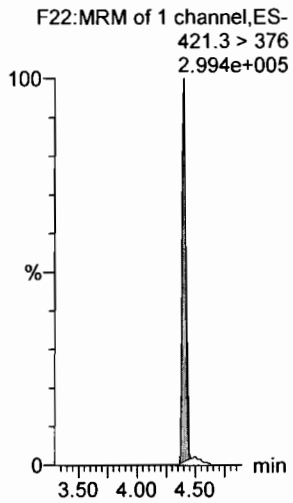

13C9-PFNA

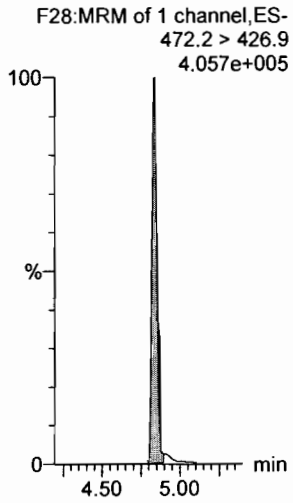

13C4-PFOS

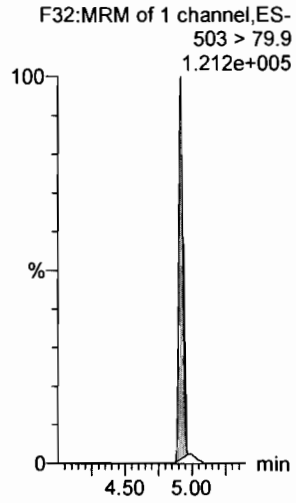

13C6-PFDA

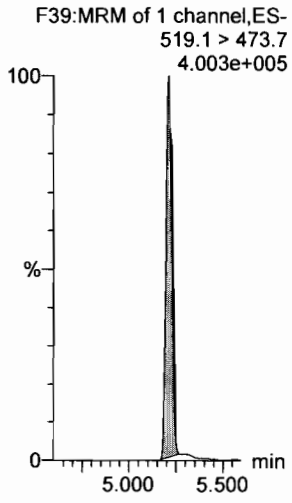

13C7-PFUdA

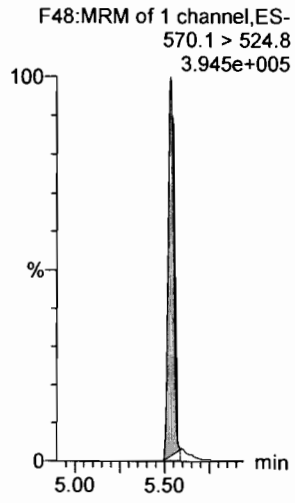

Dataset: F:\Projects\PFAS.PRO\Results\180227M1\180027M1-CRV.qld

Last Altered: Wednesday, February 28, 2018 11:15:07 Pacific Standard Time
Printed: Wednesday, February 28, 2018 11:16:29 Pacific Standard Time

Name: 180227M1_10, Date: 27-Feb-2018, Time: 21:02:27, ID: ST180227M1-9 PFC CS6 18B2320, Description: PFC CS6 18B2320

PFBA

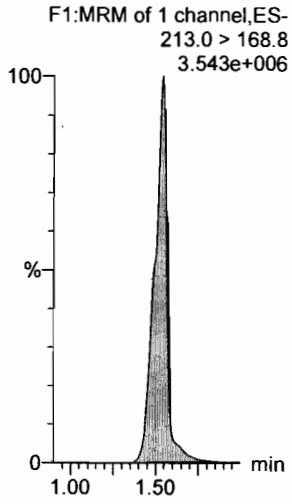

PFPeA

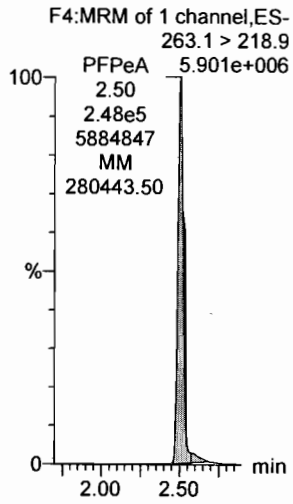

PFBS

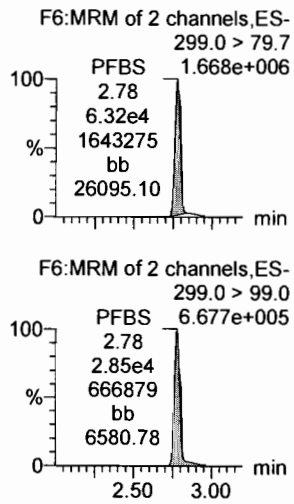

4:2 FTS

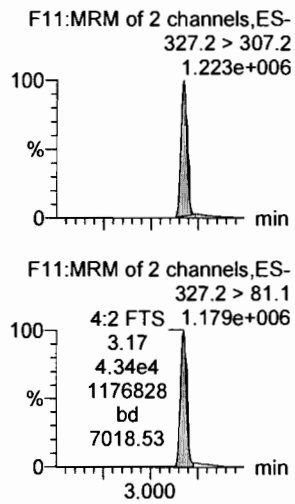

PFHxA

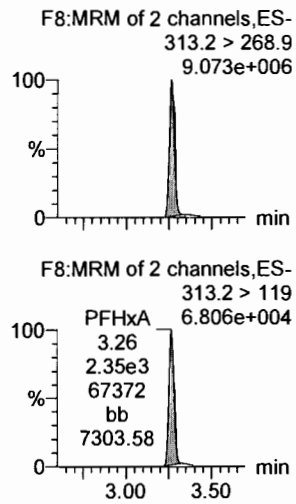

PFPeS

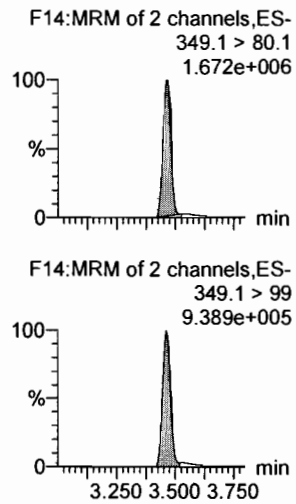

13C3-PFBA

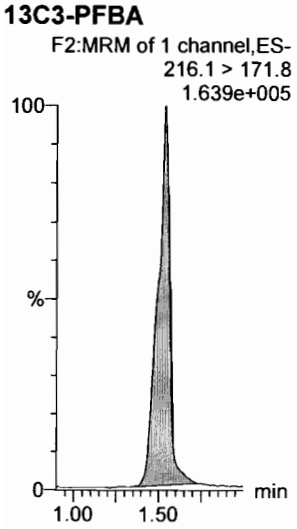

13C3-PFPeA

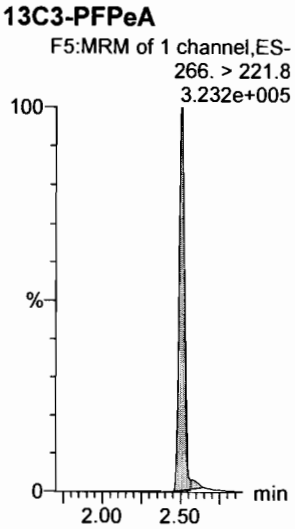

13C3-PFBS

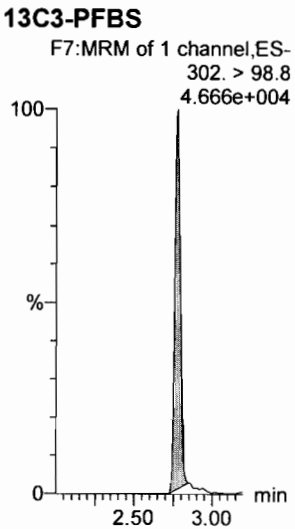

13C3-PFBS

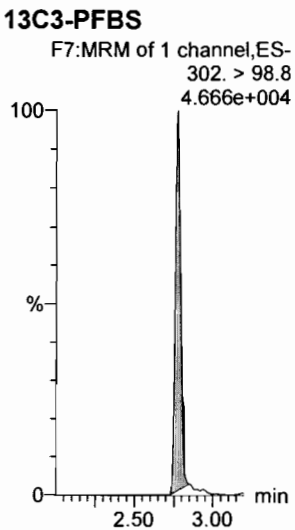

13C2-PFHxA



13C3-PFBS

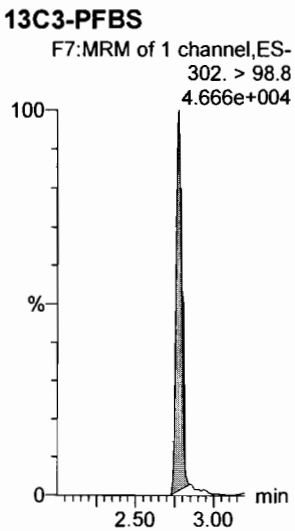

Dataset: F:\Projects\PFAS.PRO\Results\180227M1\180027M1-CRV.qld

Last Altered: Wednesday, February 28, 2018 11:15:07 Pacific Standard Time
Printed: Wednesday, February 28, 2018 11:16:29 Pacific Standard Time

Name: 180227M1_10, Date: 27-Feb-2018, Time: 21:02:27, ID: ST180227M1-9 PFC CS6 18B2320, Description: PFC CS6 18B2320

6:2 FTS

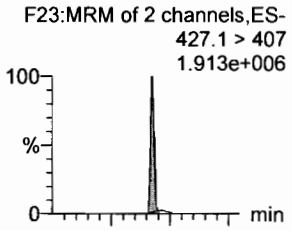

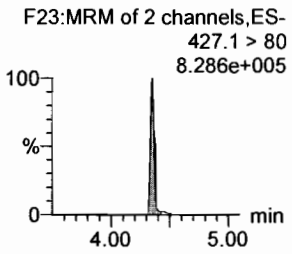

PFHpA

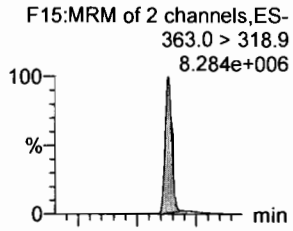

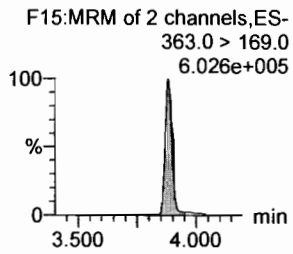

L-PFHxS

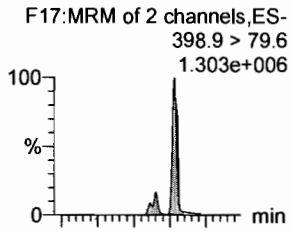

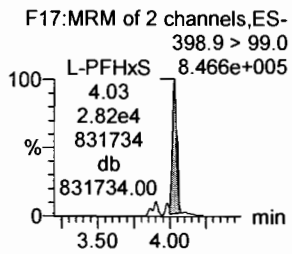

L-PFOA

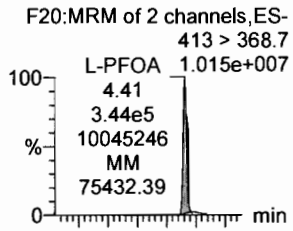

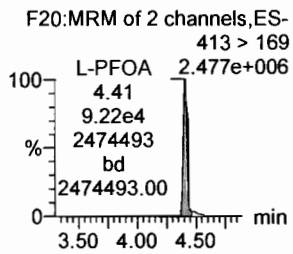

PFHpS

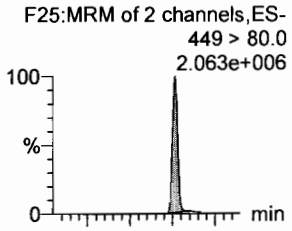

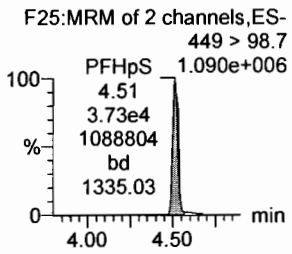

PFNA

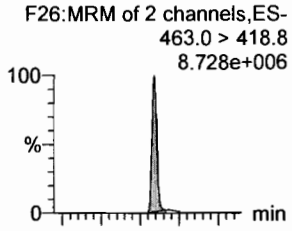

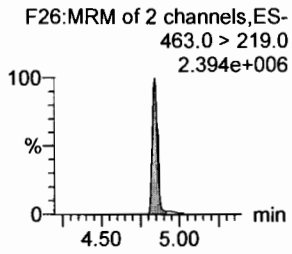

18O2-PFHxS

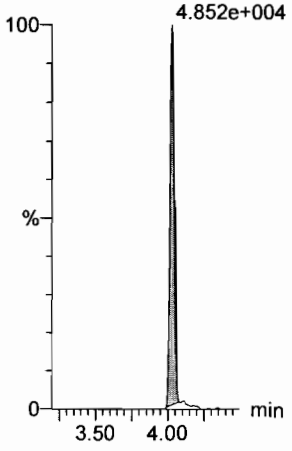

13C4-PFHpA

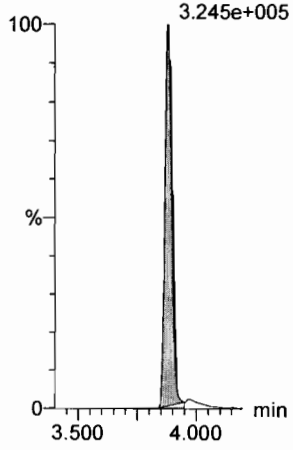

13C2-PFOA

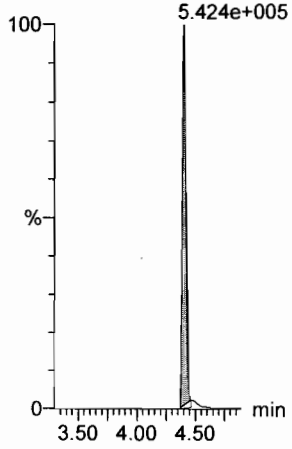

13C2-PFOA

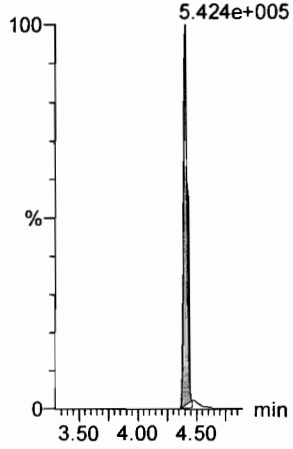

13C2-PFOA

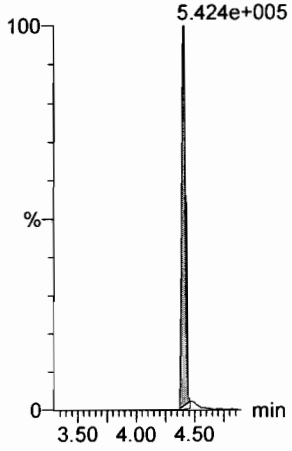

13C5-PFNA

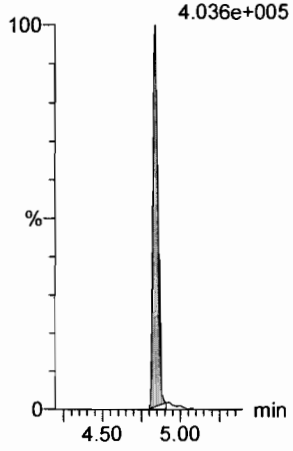

Dataset: F:\Projects\PFAS.PRO\Results\180227M1\180027M1-CRV.qld

Last Altered: Wednesday, February 28, 2018 11:15:07 Pacific Standard Time
Printed: Wednesday, February 28, 2018 11:16:29 Pacific Standard Time

Name: 180227M1_10, Date: 27-Feb-2018, Time: 21:02:27, ID: ST180227M1-9 PFC CS6 18B2320, Description: PFC CS6 18B2320

PFOSA

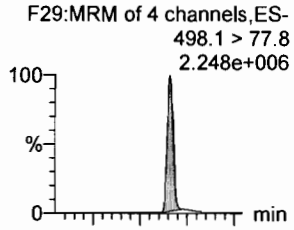

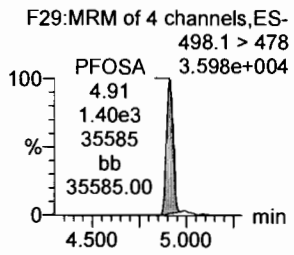

L-PFOS

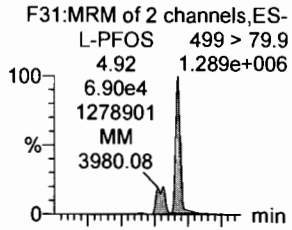

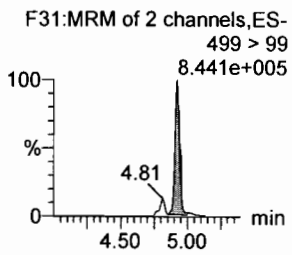

PFDA

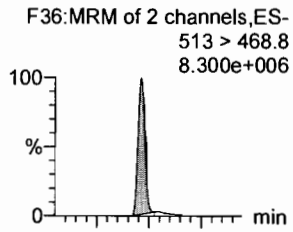

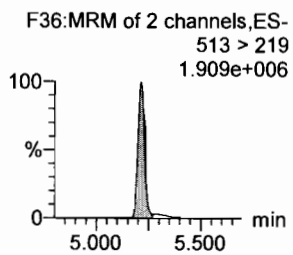

8:2 FTS

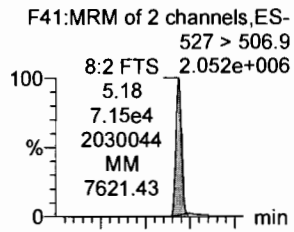

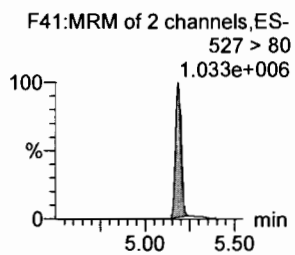

PFNS

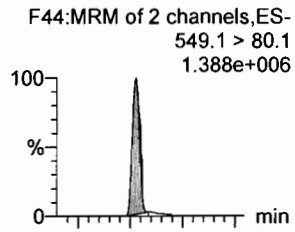

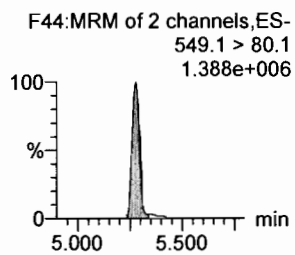

N-MeFOSAA

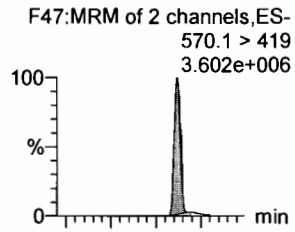

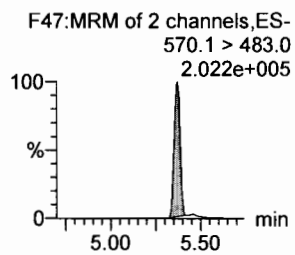

13C8-PFOSA

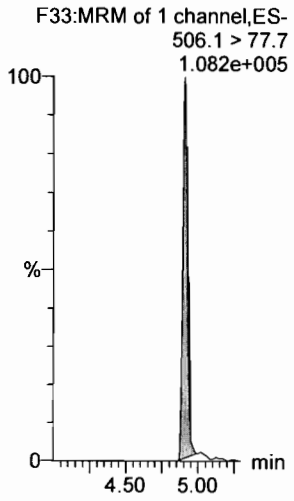

13C8-PFOS

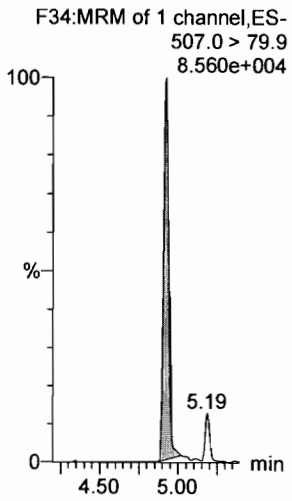

13C2-PFDA

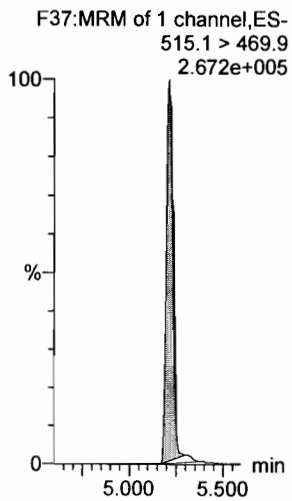

13C2-PFOA

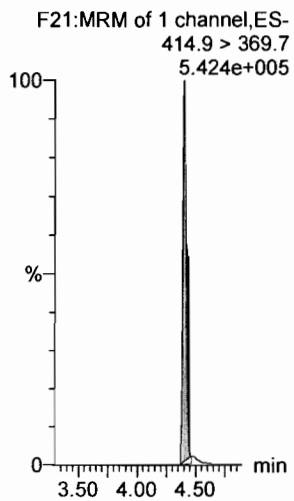

13C2-PFOA

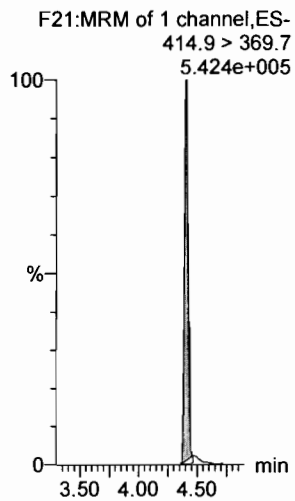

d3-N-MeFOSAA

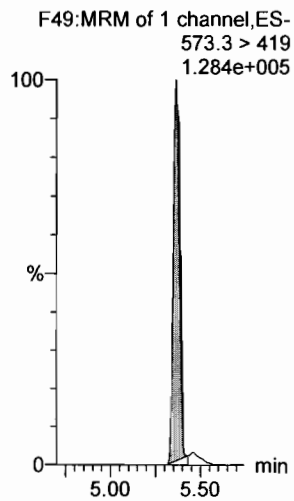

Dataset: F:\Projects\PFAS.PRO\Results\180227M1\180027M1-CRV.qld

Last Altered: Wednesday, February 28, 2018 11:15:07 Pacific Standard Time
Printed: Wednesday, February 28, 2018 11:16:29 Pacific Standard Time

Name: 180227M1_10, Date: 27-Feb-2018, Time: 21:02:27, ID: ST180227M1-9 PFC CS6 18B2320, Description: PFC CS6 18B2320

N-EtFOSAA

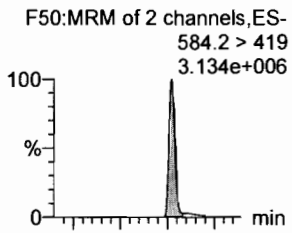

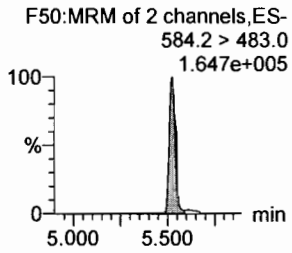

PFDoA

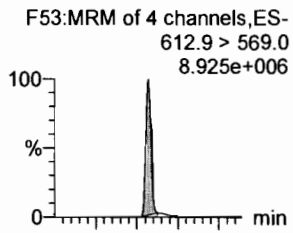

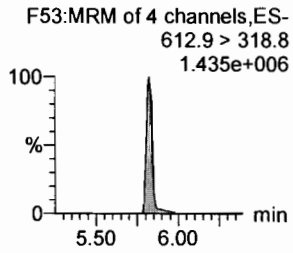

PFDS

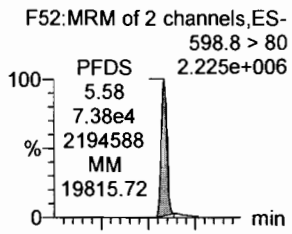

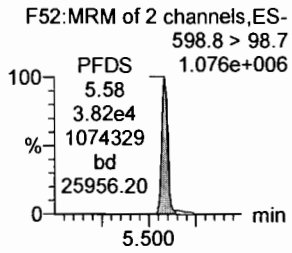

PFUdA

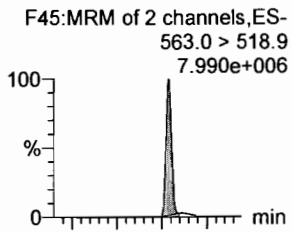

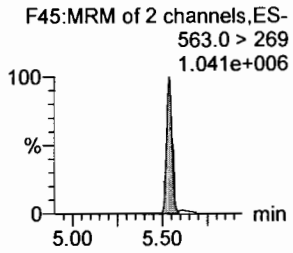

N-MeFOSA

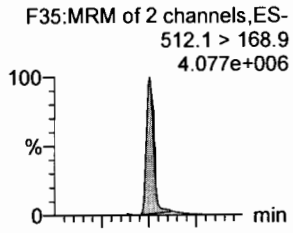

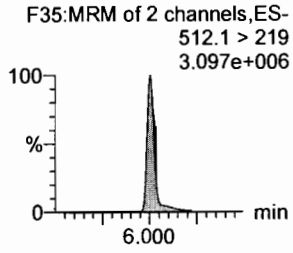

PFTrDA

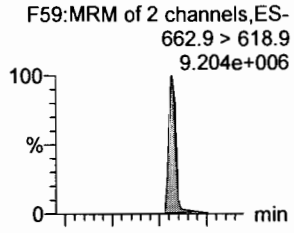

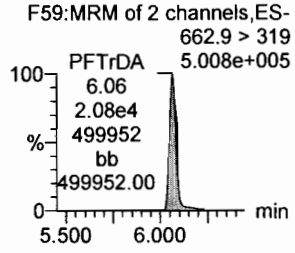

d5-N-EtFOSAA

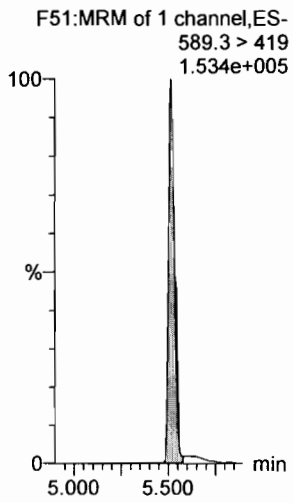

13C2-PFDoA

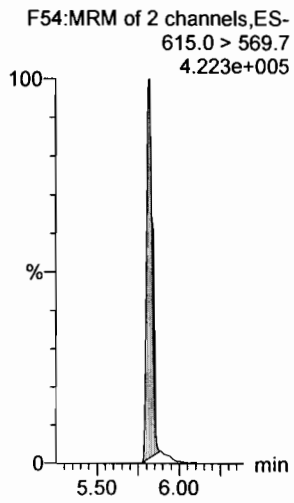

13C2-PFUdA

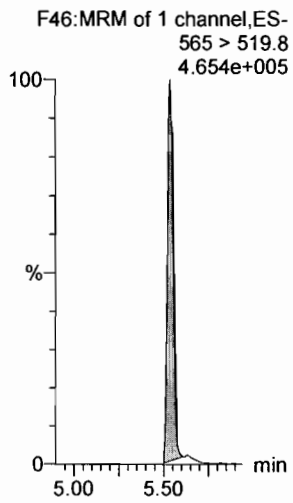

13C2-PFUdA

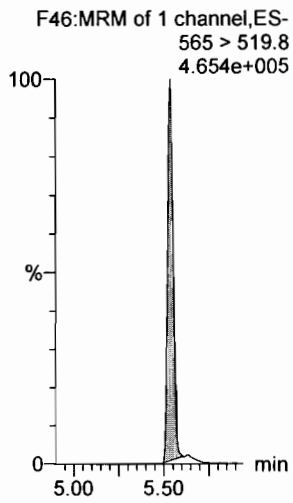

d3-N-MeFOSA

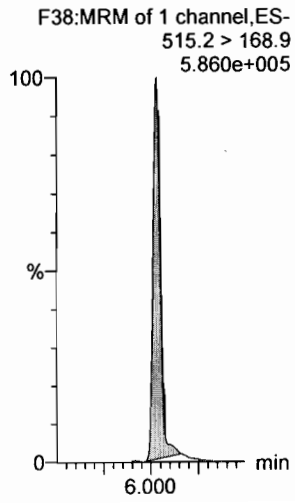

13C2-PFDoA

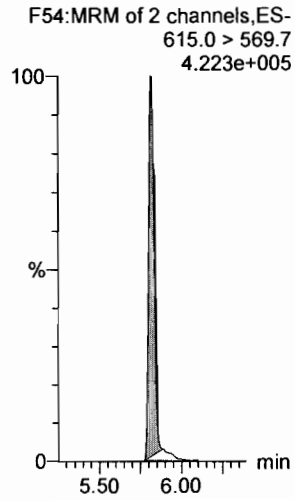

Dataset: F:\Projects\PFAS.PRO\Results\180227M1\180027M1-CRV.qld

Last Altered: Wednesday, February 28, 2018 11:15:07 Pacific Standard Time
Printed: Wednesday, February 28, 2018 11:16:29 Pacific Standard Time

Name: 180227M1_10, Date: 27-Feb-2018, Time: 21:02:27, ID: ST180227M1-9 PFC CS6 18B2320, Description: PFC CS6 18B2320

PFTeDA

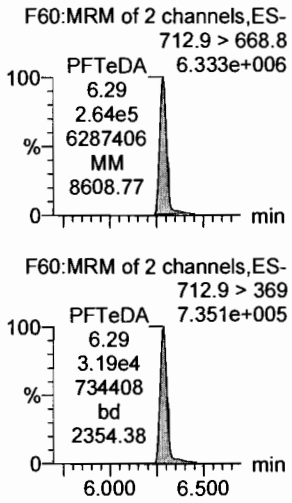

N-EtFOSA

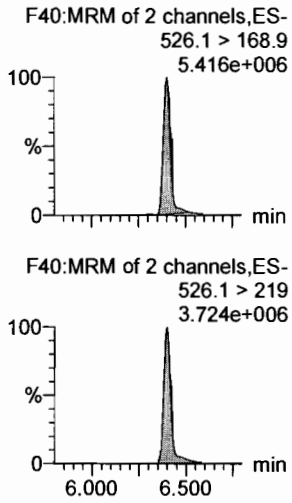

PFHxDA



PFODA

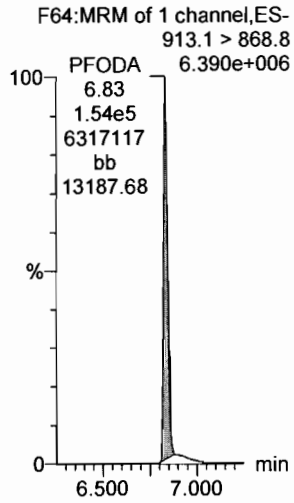

N-MeFOSE

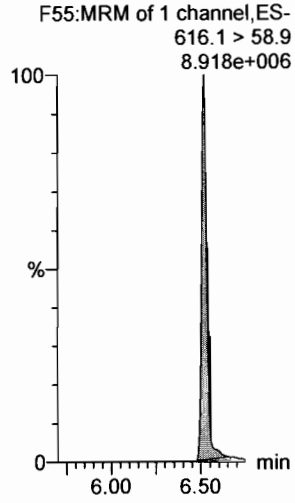

N-EtFOSE

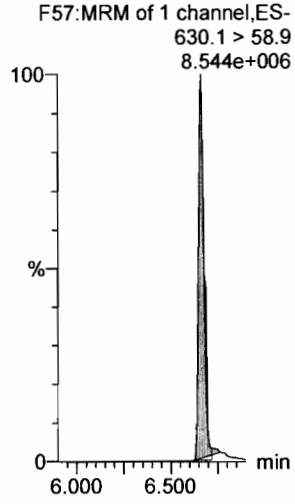

13C2-PFTeDA

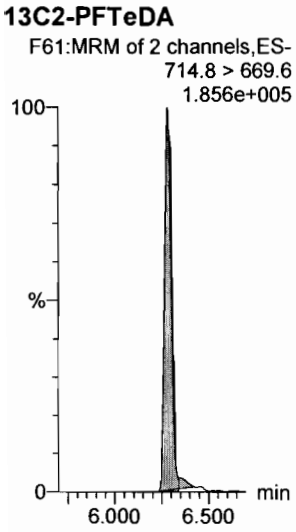

d5-N-ETFOSA

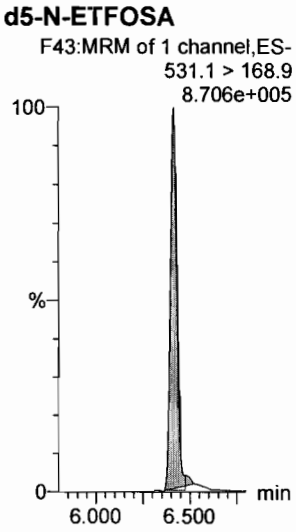

13C2-PFHxDA

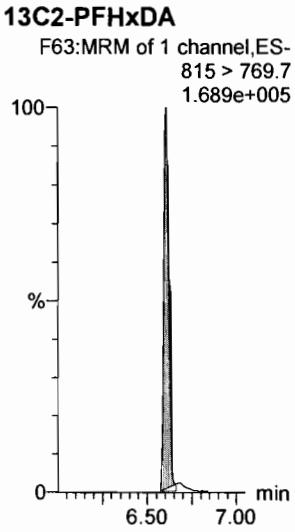

13C2-PFHxDA

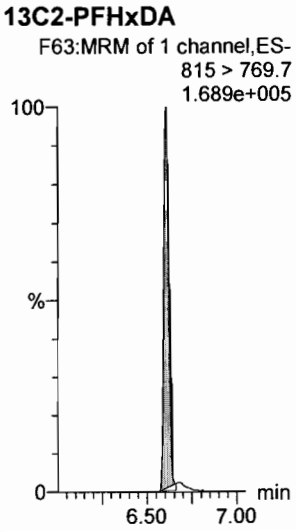

d7-N-MeFOSE

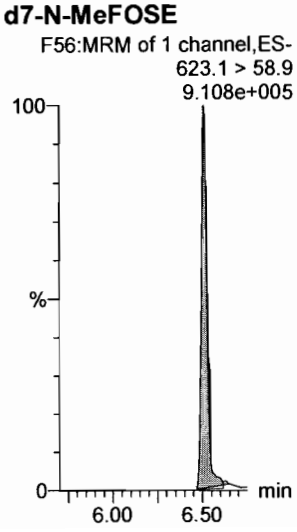

d9-N-EtFOSE

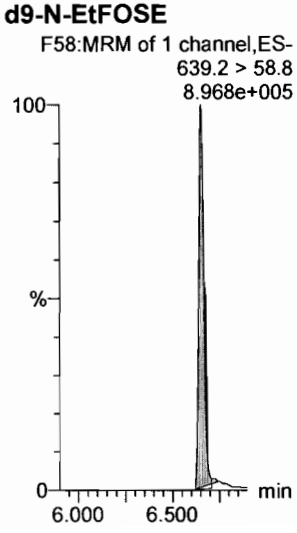

Dataset: F:\Projects\PFAS.PRO\Results\180227M1\180027M1-CRV.qld

Last Altered: Wednesday, February 28, 2018 11:15:07 Pacific Standard Time
Printed: Wednesday, February 28, 2018 11:16:29 Pacific Standard Time

Name: 180227M1_10, Date: 27-Feb-2018, Time: 21:02:27, ID: ST180227M1-9 PFC CS6 18B2320, Description: PFC CS6 18B2320

13C4-PFBA

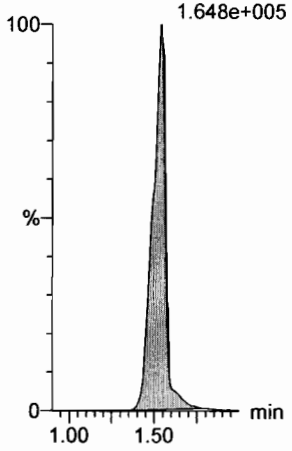

13C5-PFHxA

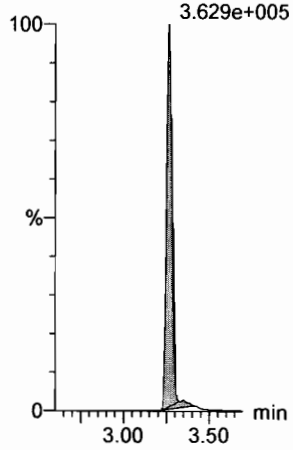

13C3-PFHxS

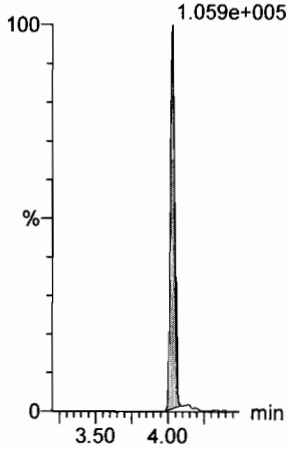

13C8-PFOA

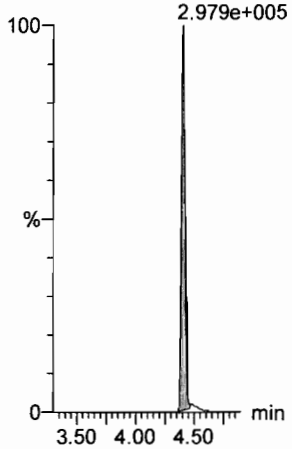

13C9-PFNA

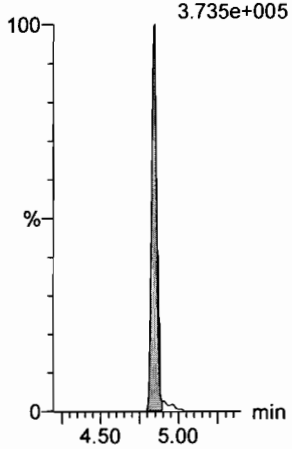

13C4-PFOS

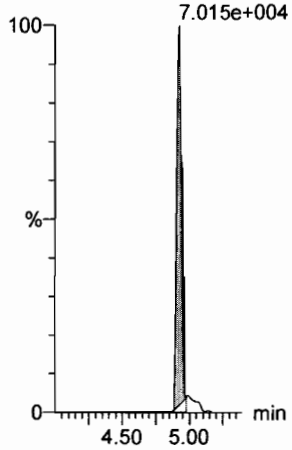

13C6-PFDA

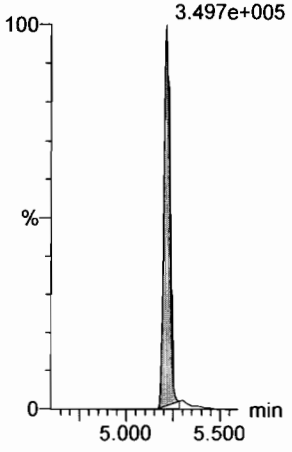

13C7-PFUdA

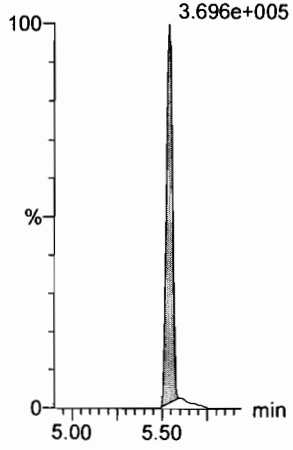

Dataset: F:\Projects\PFAS.PRO\Results\180227M1\180027M1-CRV.qld

Last Altered: Wednesday, February 28, 2018 11:15:07 Pacific Standard Time
Printed: Wednesday, February 28, 2018 11:16:29 Pacific Standard Time

Name: 180227M1_11, Date: 27-Feb-2018, Time: 21:13:56, ID: ST180227M1-10 PFC CS7 18B2321, Description: PFC CS7 18B2321

PFBA

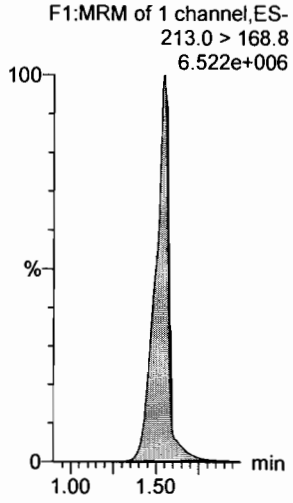

PFPeA

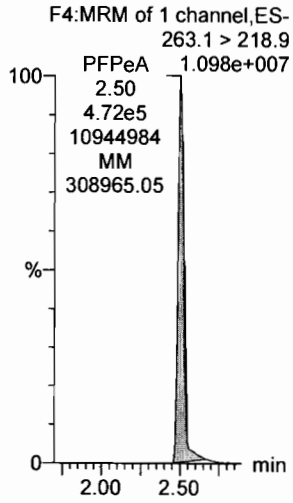

PFBS

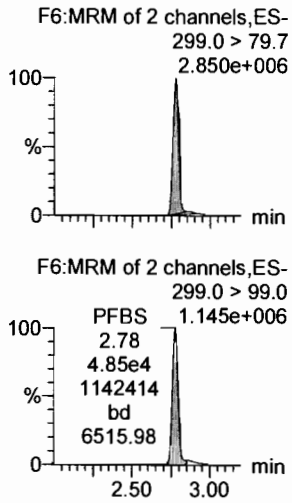

4:2 FTS

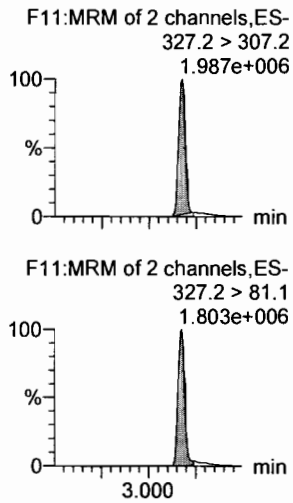

PFHxA

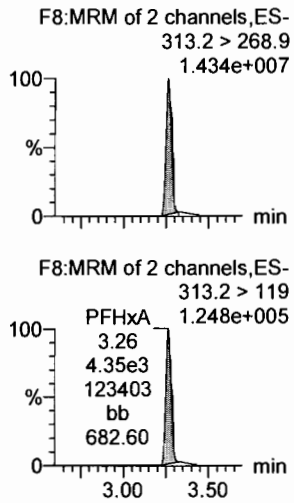

PFPeS

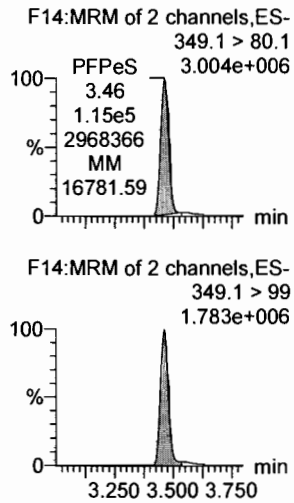

13C3-PFBA

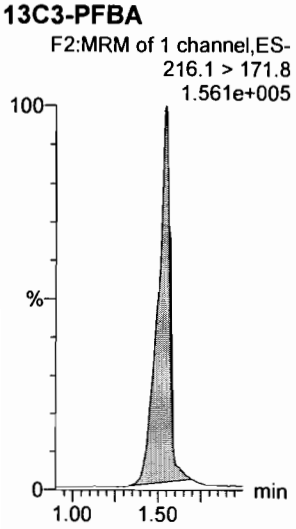

13C3-PFPeA

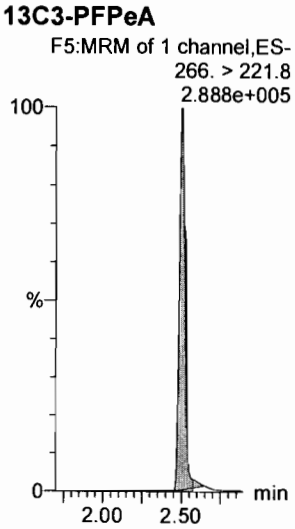

13C3-PFBS

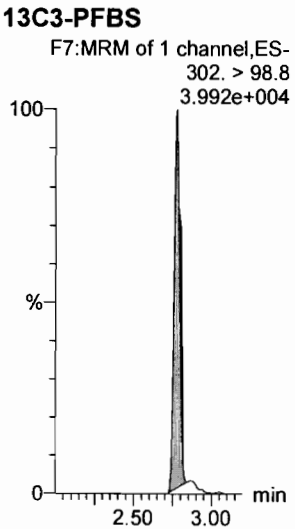

13C3-PFBS

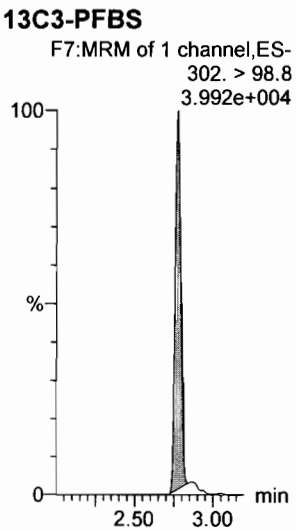

13C2-PFHxA

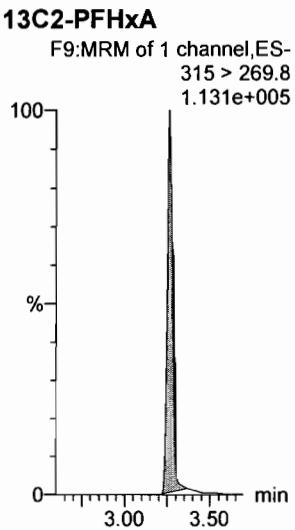

13C3-PFBS



Dataset: F:\Projects\PFAS.PRO\Results\180227M1\180027M1-CRV.qld

Last Altered: Wednesday, February 28, 2018 11:15:07 Pacific Standard Time
Printed: Wednesday, February 28, 2018 11:16:29 Pacific Standard Time

Name: 180227M1_11, Date: 27-Feb-2018, Time: 21:13:56, ID: ST180227M1-10 PFC CS7 18B2321, Description: PFC CS7 18B2321

6:2 FTS

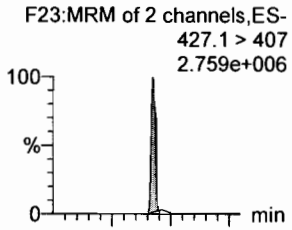

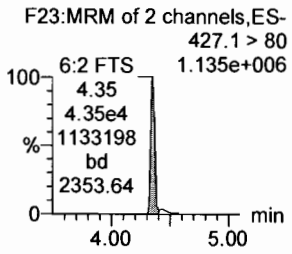

PFHpA

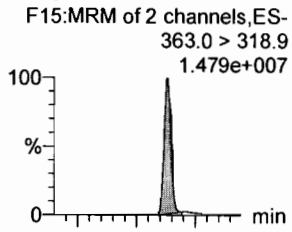

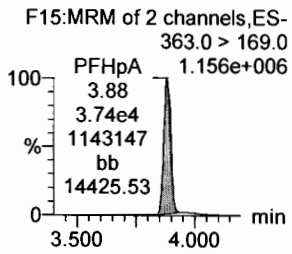

L-PFHxS

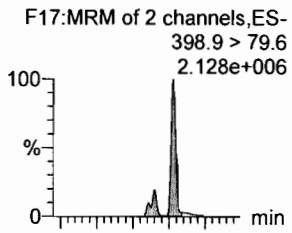

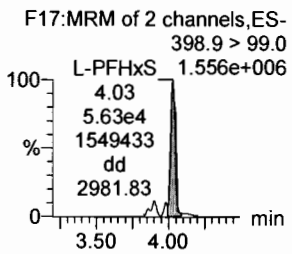

L-PFOA

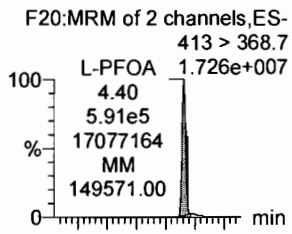

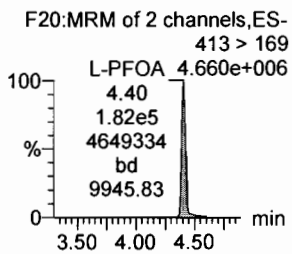

PFHpS

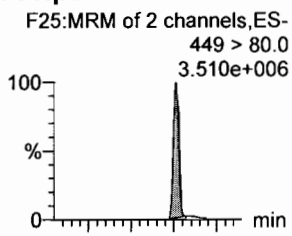

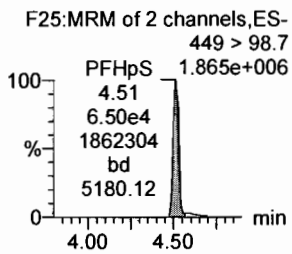

PFNA

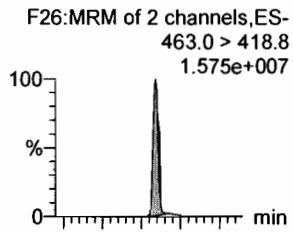

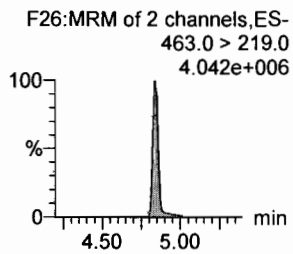

18O2-PFHxS

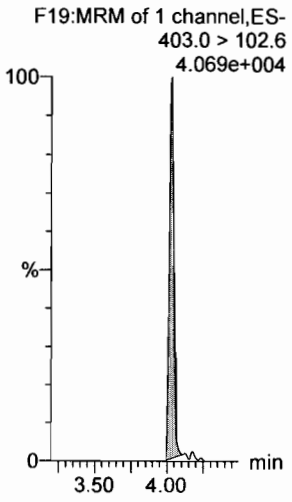

13C4-PFHpA

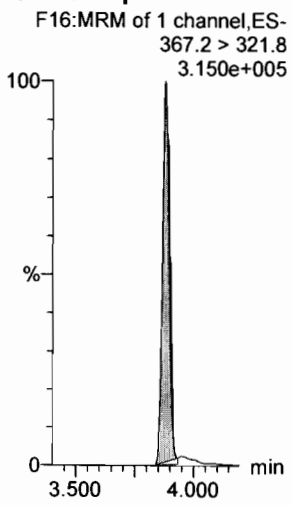

13C2-PFOA



13C2-PFOA

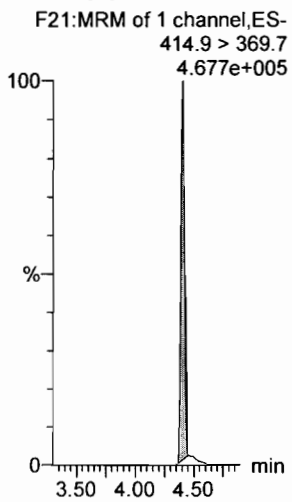

13C2-PFOA

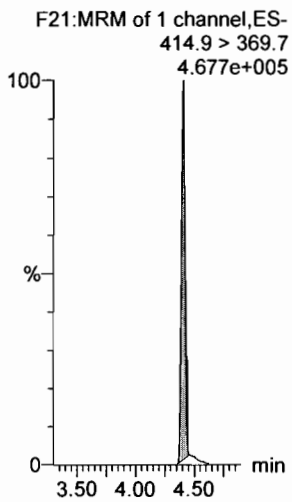

13C5-PFNA

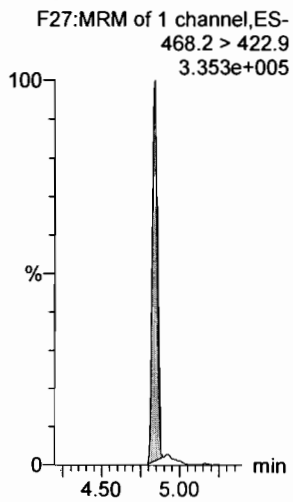

Dataset: F:\Projects\PFAS.PRO\Results\180227M1\180027M1-CRV.qld

Last Altered: Wednesday, February 28, 2018 11:15:07 Pacific Standard Time
Printed: Wednesday, February 28, 2018 11:16:29 Pacific Standard Time

Name: 180227M1_11, Date: 27-Feb-2018, Time: 21:13:56, ID: ST180227M1-10 PFC CS7 18B2321, Description: PFC CS7 18B2321

PFOSA

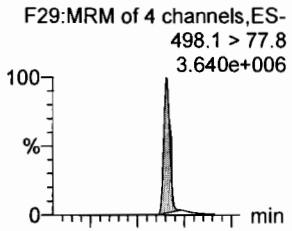

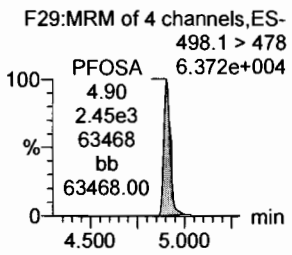

L-PFOS

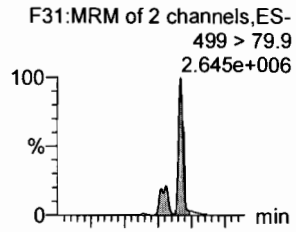

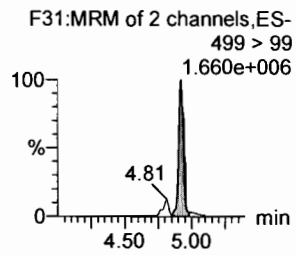

PFDA

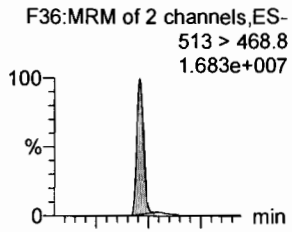

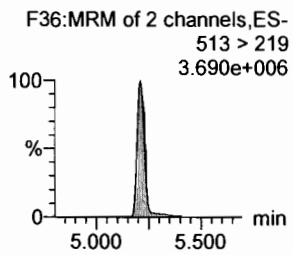

8:2 FTS

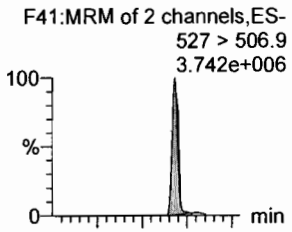

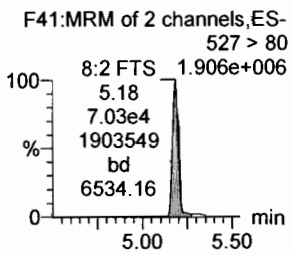

PFNS

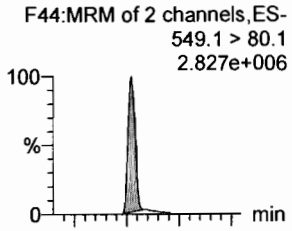

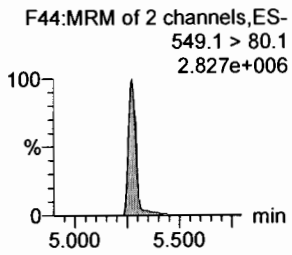

N-MeFOSAA

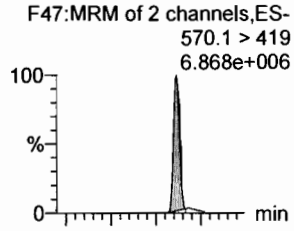

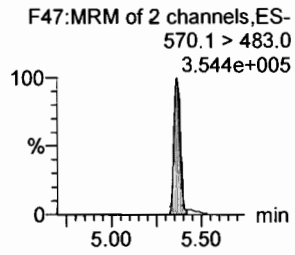

13C8-PFOSA

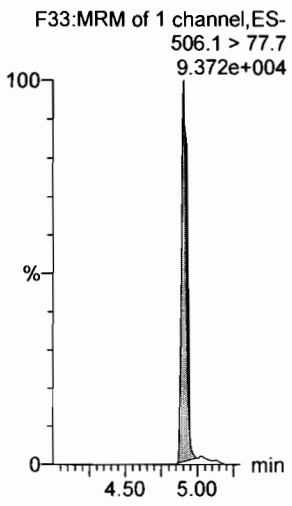

13C8-PFOS

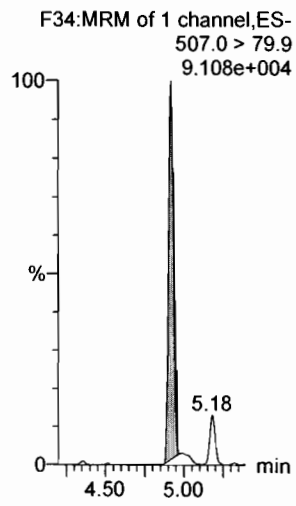

13C2-PFDA

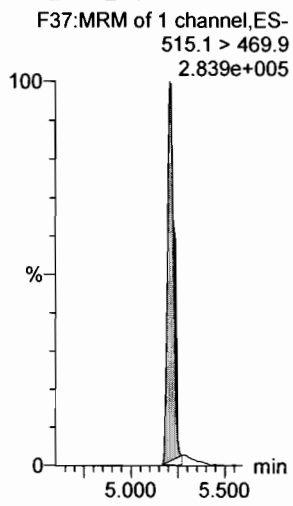

13C2-PFOA

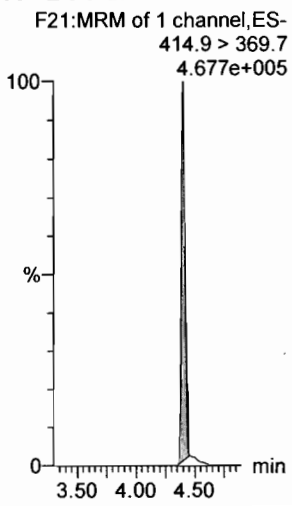

13C2-PFOA

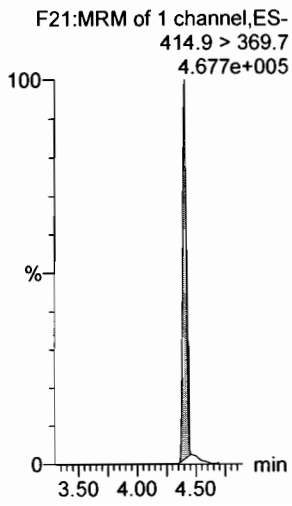

d3-N-MeFOSAA

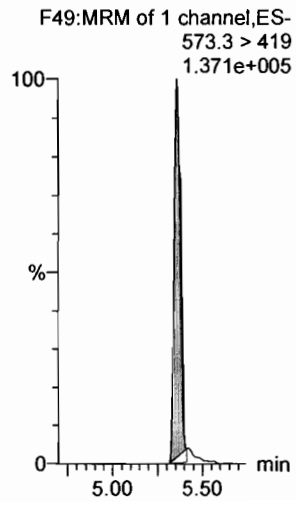

Dataset: F:\Projects\PFAS.PRO\Results\180227M1\180027M1-CRV.qld

Last Altered: Wednesday, February 28, 2018 11:15:07 Pacific Standard Time
Printed: Wednesday, February 28, 2018 11:16:29 Pacific Standard Time

Name: 180227M1_11, Date: 27-Feb-2018, Time: 21:13:56, ID: ST180227M1-10 PFC CS7 18B2321, Description: PFC CS7 18B2321

N-EtFOSAA

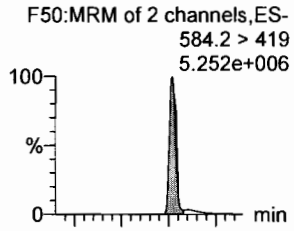

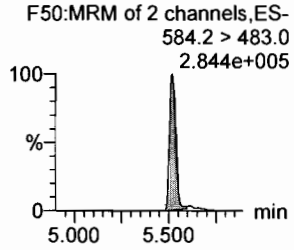

PFDoA

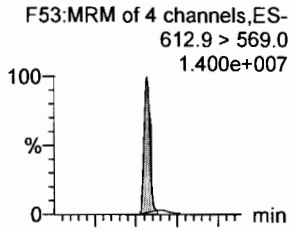

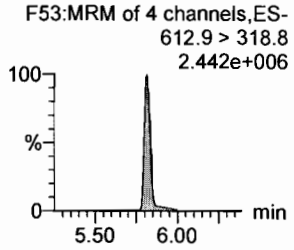

PFDS

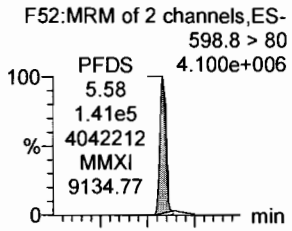

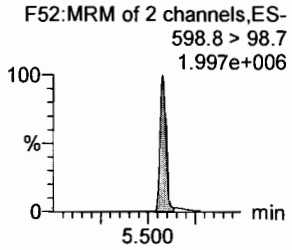

PFUdA

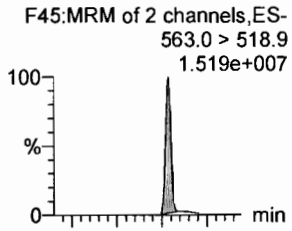

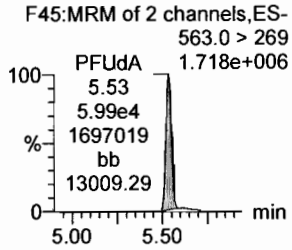

N-MeFOSA

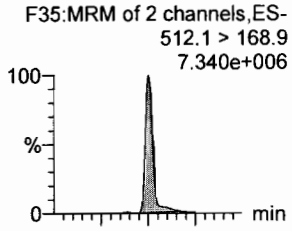

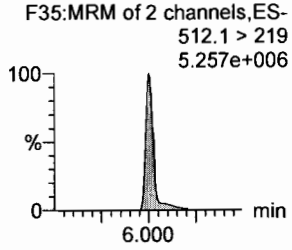

PFTrDA

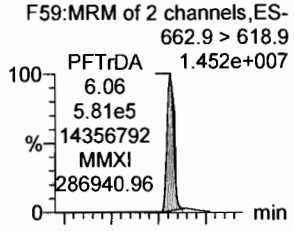

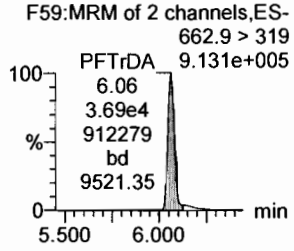

d5-N-EtFOSAA

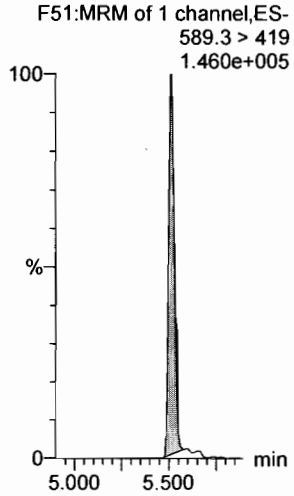

13C2-PFDoA

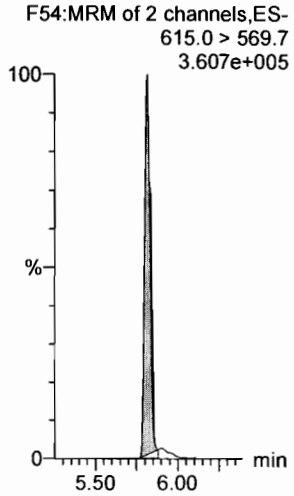

13C2-PFUdA

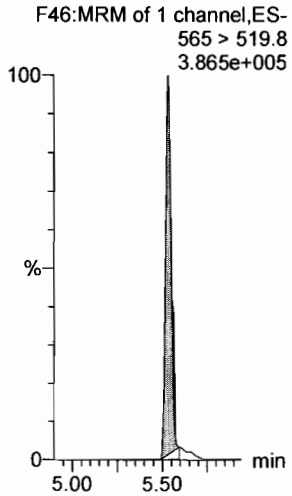

13C2-PFUdA

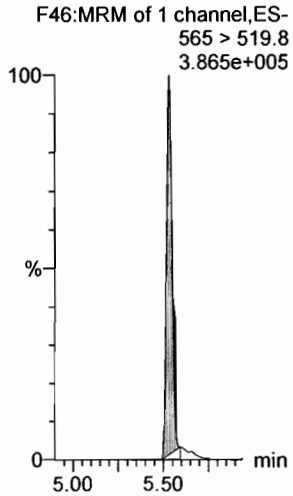

d3-N-MeFOSA

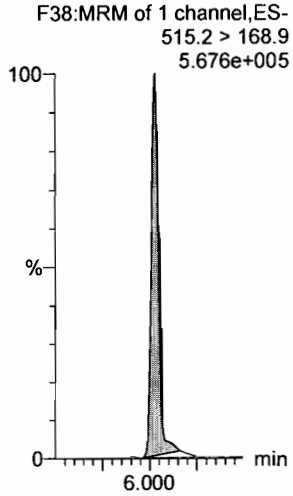

13C2-PFDoA

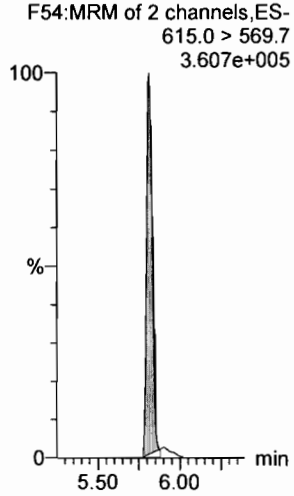

Dataset: F:\Projects\PFAS.PRO\Results\180227M1\180027M1-CRV.qld

Last Altered: Wednesday, February 28, 2018 11:15:07 Pacific Standard Time
Printed: Wednesday, February 28, 2018 11:16:29 Pacific Standard Time

Name: 180227M1_11, Date: 27-Feb-2018, Time: 21:13:56, ID: ST180227M1-10 PFC CS7 18B2321, Description: PFC CS7 18B2321

PFTeDA

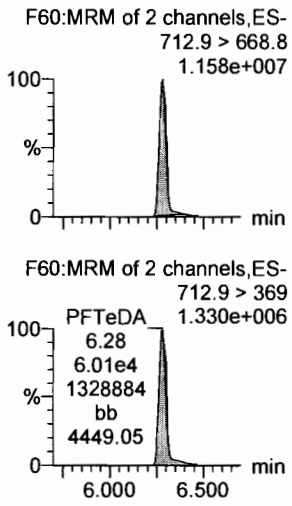

N-EtFOSA

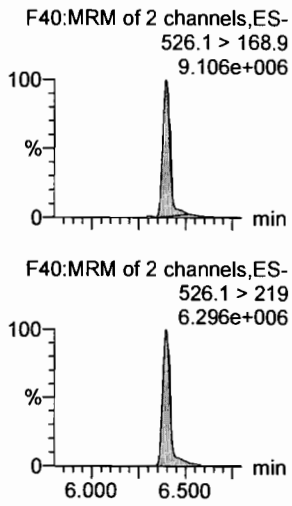

PFHxDA



PFODA

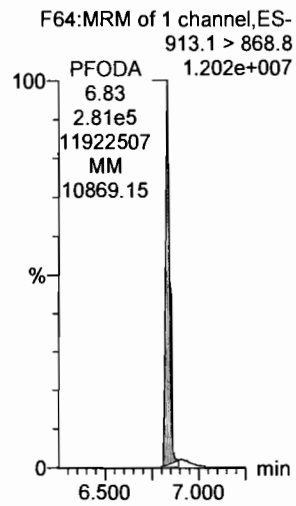

N-MeFOSE

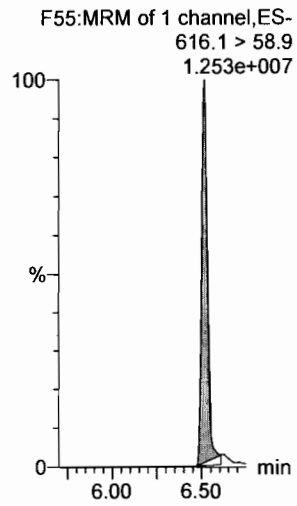

N-EtFOSE

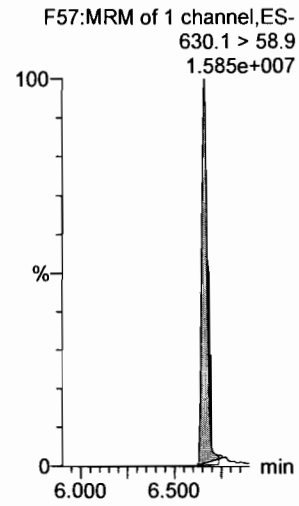

13C2-PFTeDA

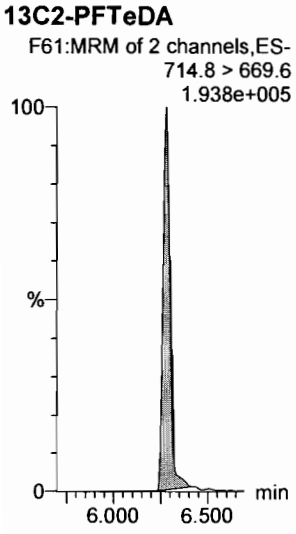

d5-N-ETFOSA

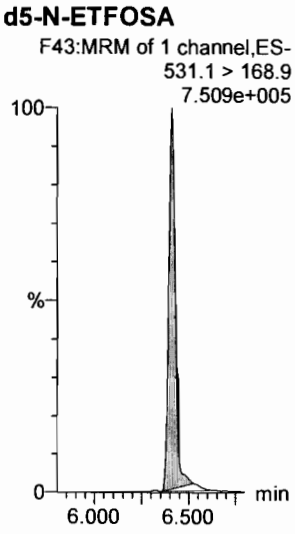

13C2-PFHxDA

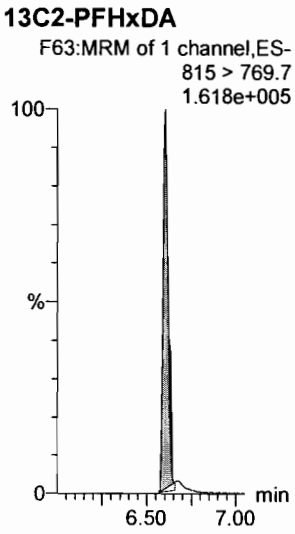

13C2-PFHxDA

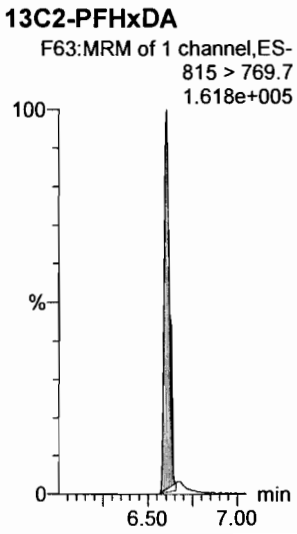

d7-N-MeFOSE

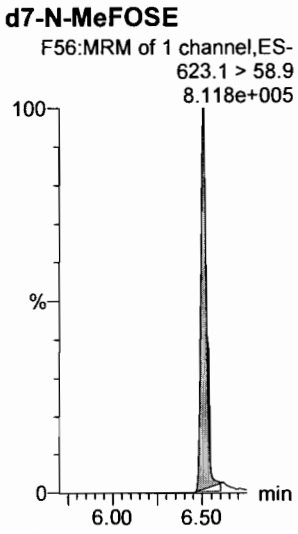

d9-N-EtFOSE

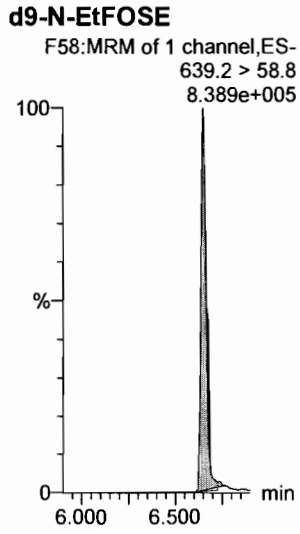

Dataset: F:\Projects\PFAS.PRO\Results\180227M1\180027M1-CRV.qld

Last Altered: Wednesday, February 28, 2018 11:15:07 Pacific Standard Time
Printed: Wednesday, February 28, 2018 11:16:29 Pacific Standard Time

Name: 180227M1_11, Date: 27-Feb-2018, Time: 21:13:56, ID: ST180227M1-10 PFC CS7 18B2321, Description: PFC CS7 18B2321

13C4-PFBA

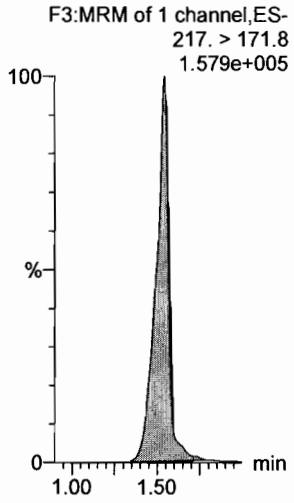

13C5-PFHxA

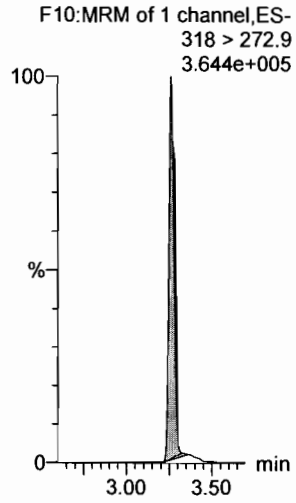

13C3-PFHxS

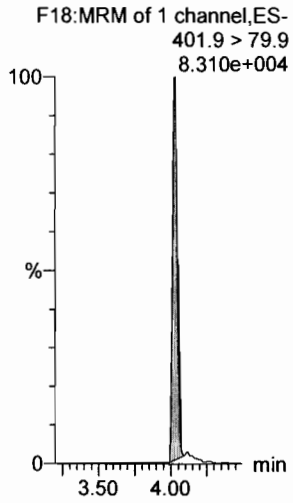

13C8-PFOA



13C9-PFNA

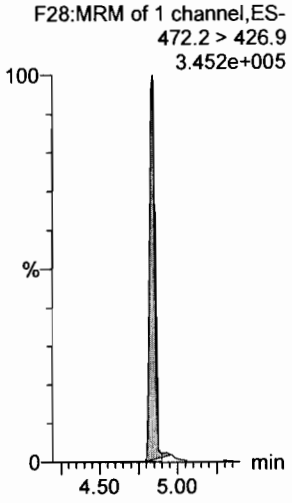

13C4-PFOS

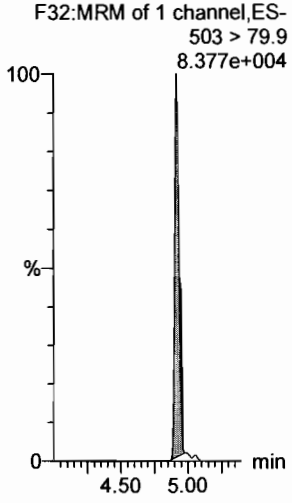

13C6-PFDA

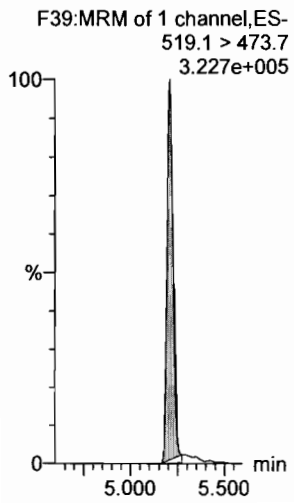

13C7-PFUdA

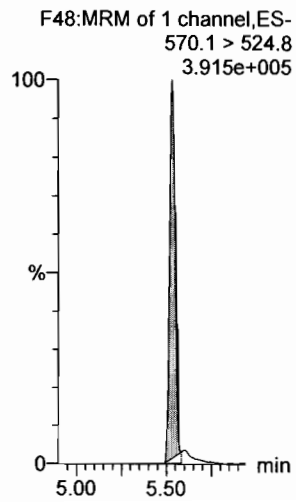

Vista Analytical Laboratory

Dataset: F:\Projects\PFAS.PRO\Results\180227M1\180027M1-13.qld

Last Altered: Wednesday, February 28, 2018 11:58:52 Pacific Standard Time
Printed: Wednesday, February 28, 2018 12:00:31 Pacific Standard Time

✓JA. 02/28/2018

(A) Not in ICV.

Method: F:\Projects\PFAS.PRO\MethDB\PFAS_FULL_80C_022718.mdb 28 Feb 2018 09:22:07
Calibration: F:\Projects\PFAS.PRO\CurveDB\C18_VAL-PFAS_Q4_02-27-18-FULL.cdb 28 Feb 2018 11:20:16

Name: 180227M1_13, Date: 27-Feb-2018, Time: 21:36:56, ID: ICV180227M1-1 PFC ICV 18B2311, Description: PFC ICV 18B2311

	#	Name	Trace	Area	IS Area	RRF	Pred.RT	RT	y Axis Resp.	Conc.	%Rec	Recovery Out
1	1	PFBA	213.0 > 168.8	1.06e4	1.30e4		1.46	1.54	10.2	8.89	88.9	NO
2	2	PFPeA	263.1 > 218.9	9.26e3	1.33e4		2.31	2.50	8.73	9.22	92.2	NO
3	3	PFBS	299.0 > 79.7	2.27e3	1.98e3		2.60	2.77	14.3	8.14	81.4	NO
4	4	4:2 FTS	327.2>307.2	1.96e3	1.98e3		3.00	3.17	12.4	9.34	93.4	NO
5	5	PFHxA	313.2 > 268.9	1.08e4	3.86e3		3.19	3.26	14.1	9.08	90.8	NO
6	6	PFPeS	349.1>80.1	2.57e3	1.98e3		3.39	3.46	16.3	9.23	92.3	NO
7	7	PFHpA	363.0 > 318.9	1.03e4	1.07e4		3.81	3.88	12.1	9.75	97.5	NO
8	8	L-PFHxS	398.9 > 79.6	1.85e3	1.50e3		4.17	4.03	15.4	8.58	85.8	NO
9	10	6:2 FTS	427.1 > 407	2.41e3	1.74e4		4.28	4.35	1.73	8.70	87.0	NO
10	11	L-PFOA	413 > 368.7	1.32e4	1.74e4		4.40	4.40	9.46	9.99	99.9	NO
11	13	PFHpS	449 > 80.0	2.22e3	1.74e4		4.44	4.51	1.59	7.78	77.8	NO
12	14	PFNA	463.0 > 418.8	1.30e4	1.45e4		4.76	4.84	11.2	9.04	90.4	NO
13	15	PFOSA	498.1 > 77.8	3.24e3	4.91e3		4.83	4.91	8.26	8.49	84.9	NO
14	16	L-PFOS	499 > 79.9	2.65e3	3.81e3		4.69	4.92	8.70	9.06	90.6	NO
15	18	PFDA	513 > 468.8	1.26e4	1.04e4		5.14	5.21	15.2	10.2	101.8	NO
16	19	8:2 FTS	527 > 506.9	3.79e3	1.74e4		5.12	5.18	2.72	12.0	119.8	NO
17	20	PFNS	549.1>80.1	2.38e3	3.81e3		5.08	5.27	7.81	9.33	93.3	NO
18	21	N-MeFOSAA	570.1 > 419	5.44e3	5.79e3		5.29	5.36	11.7	8.23	82.3	NO
19	22	N-EtFOSAA	584.2 > 419	4.74e3	7.05e3		5.45	5.52	8.40	8.09	80.9	NO
20	23	PFUdA	563.0 > 518.9	1.21e4	1.58e4		5.46	5.53	9.54	10.8	108.3	NO
21	24	PFDS	598.8 > 80	2.93e3	1.58e4		5.51	5.58	2.31	8.54	85.4	NO
22	25	PFDoA	612.9 > 569.0	1.27e4	1.43e4		5.74	5.82	11.1	10.4	104.3	NO
23	26	N-MeFOSA	512.1 > 168.9		2.45e4		5.84				(A)	NO
24	27	PFTrDA	662.9 > 618.9	1.43e4	1.43e4		5.98	6.06	12.5	9.42	94.2	NO
25	28	PFTeDA	712.9 > 668.8	1.09e4	6.23e3		6.20	6.28	21.8	10.7	106.8	NO
26	29	N-EtFOSA	526.1 > 168.9		3.79e4		6.22					NO
27	30	PFHxDA	813.1 > 768.6		4.37e3		6.51					NO
28	31	PFODA	913.1 > 868.8		4.37e3		6.74					NO
29	32	N-MeFOSE	616.1 > 58.9		2.72e4		6.31					NO
30	33	N-EtFOSE	630.1 > 58.9	6.21e1	2.63e4		6.45	6.66	0.355			NO
31	34	13C3-PFBA	216.1 > 171.8	1.30e4	1.44e4	0.940	1.46	1.54	11.3	12.0	95.9	NO
32	35	13C3-PFPeA	266. > 221.8	1.33e4	1.28e4	0.948	2.42	2.50	12.9	13.6	108.9	NO

(A) ↓

am 2/28/18

Vista Analytical Laboratory

Dataset: F:\Projects\PFAS.PRO\Results\180227M1\180027M1-13.qld

Last Altered: Wednesday, February 28, 2018 11:58:52 Pacific Standard Time
Printed: Wednesday, February 28, 2018 12:00:31 Pacific Standard Time

Name: 180227M1_13, Date: 27-Feb-2018, Time: 21:36:56, ID: ICV180227M1-1 PFC ICV 18B2311, Description: PFC ICV 18B2311

	#	Name	Trace	Area	IS Area	RRF	Pred.RT	RT	y Axis Resp.	Conc.	%Rec	Recovery Out
33	36	13C3-PFBS	302. > 98.8	1.98e3	1.28e4	0.131	2.69	2.77	1.92	14.6	117.1	NO
34	37	13C2-PFHxA	315 > 269.8	3.86e3	1.28e4	0.740	3.19	3.26	3.75	5.07	101.4	NO
35	38	13C4-PFHpA	367.2 > 321.8	1.07e4	1.28e4	0.776	3.81	3.88	10.4	13.4	106.9	NO
36	39	18O2-PFHxS	403.0 > 102.6	1.50e3	3.58e3	0.412	3.96	4.03	5.23	12.7	101.5	NO
37	40	13C2-PFOA	414.9 > 369.7	1.74e4	1.09e4	1.891	4.33	4.40	19.9	10.5	84.1	NO
38	41	13C5-PFNA	468.2 > 422.9	1.45e4	1.29e4	0.959	4.76	4.84	14.1	14.6	117.2	NO
39	42	13C8-PFOSA	506.1 > 77.7	4.91e3	1.45e4	0.308	4.83	4.90	4.22	13.7	109.6	NO
40	43	13C8-PFOS	507.0 > 79.9	3.81e3	3.58e3	1.096	4.84	4.92	13.3	12.2	97.3	NO
41	44	13C2-PFDA	515.1 > 469.9	1.04e4	1.32e4	0.926	5.14	5.21	9.79	10.6	84.6	NO
42	45	d3-N-MeFOSAA	573.3 > 419	5.79e3	1.45e4	0.359	5.29	5.36	4.98	13.9	111.2	NO
43	46	d5-N-EtFOSAA	589.3 > 419	7.05e3	1.45e4	0.435	5.45	5.52	6.06	13.9	111.5	NO
44	47	13C2-PFUdA	565 > 519.8	1.58e4	1.45e4	1.138	5.46	5.53	13.6	12.0	95.8	NO
45	48	13C2-PFDoA	615.0 > 569.7	1.43e4	1.45e4	1.059	5.74	5.82	12.3	11.6	92.9	NO
46	49	d3-N-MeFOSA	515.2 > 168.9	2.45e4	1.45e4	0.151	5.84	6.03	21.1	140	93.1	NO
47	50	13C2-PFTeDA	714.8 > 669.6	6.23e3	1.45e4	0.484	6.20	6.28	5.36	11.1	88.6	NO
48	51	d5-N-ETFOSA	531.1 > 168.9	3.79e4	1.45e4	0.215	6.22	6.41	32.6	152	101.1	NO
49	52	13C2-PFHxDA	815 > 769.7	4.37e3	1.45e4	0.741	6.51	6.61	3.76	5.07	101.5	NO
50	53	d7-N-MeFOSE	623.1 > 58.9	2.72e4	1.45e4	0.186	6.31	6.51	23.4	126	83.9	NO
51	54	d9-N-EtFOSE	639.2 > 58.8	2.63e4	1.45e4	0.159	6.45	6.65	22.6	142	94.6	NO
52	55	13C4-PFBA	217. > 171.8	1.44e4	1.44e4	1.000	1.46	1.54	12.5	12.5	100.0	NO
53	56	13C5-PFHxA	318 > 272.9	1.28e4	1.28e4	1.000	3.19	3.26	12.5	12.5	100.0	NO
54	57	13C3-PFHxS	401.9 > 79.9	3.58e3	3.58e3	1.000	3.96	4.03	12.5	12.5	100.0	NO
55	58	13C8-PFOA	421.3 > 376	1.09e4	1.09e4	1.000	4.33	4.40	12.5	12.5	100.0	NO
56	59	13C9-PFNA	472.2 > 426.9	1.29e4	1.29e4	1.000	4.70	4.84	12.5	12.5	100.0	NO
57	60	13C4-PFOS	503 > 79.9	3.58e3	3.58e3	1.000	4.84	4.92	12.5	12.5	100.0	NO
58	61	13C6-PFDA	519.1 > 473.7	1.32e4	1.32e4	1.000	5.14	5.21	12.5	12.5	100.0	NO
59	62	13C7-PFUdA	570.1 > 524.8	1.45e4	1.45e4	1.000	5.46	5.53	12.5	12.5	100.0	NO

Vista Analytical Laboratory

Dataset: F:\Projects\PFAS.PRO\Results\180227M1\180027M1-13.qld

Last Altered: Wednesday, February 28, 2018 11:58:52 Pacific Standard Time
Printed: Wednesday, February 28, 2018 11:59:04 Pacific Standard Time

Method: F:\Projects\PFAS.PRO\MethDB\PFAS_FULL_80C_022718.mdb 28 Feb 2018 09:22:07
Calibration: F:\Projects\PFAS.PRO\CurveDB\C18_VAL-PFAS_Q4_02-27-18-FULL.cdb 28 Feb 2018 11:20:16

Name: 180227M1_13, Date: 27-Feb-2018, Time: 21:36:56, ID: ICV180227M1-1 PFC ICV 18B2311, Description: PFC ICV 18B2311

PFBA

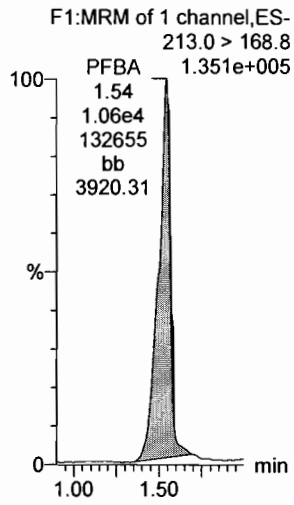

PFPeA

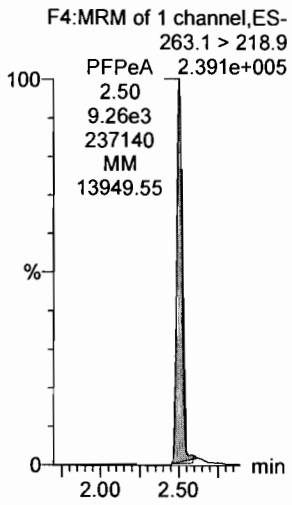

PFBS

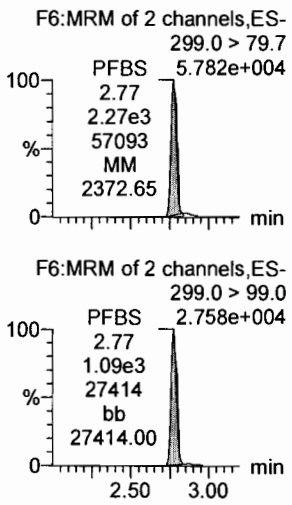

4:2 FTS

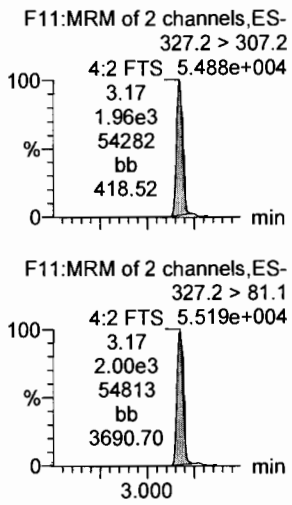

PFHxA

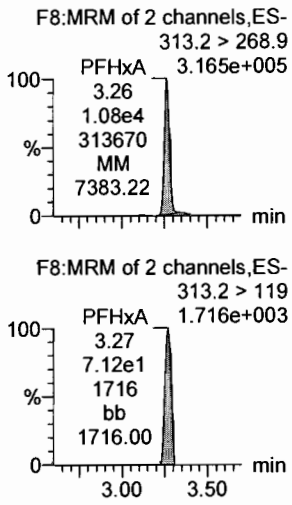

PFPeS

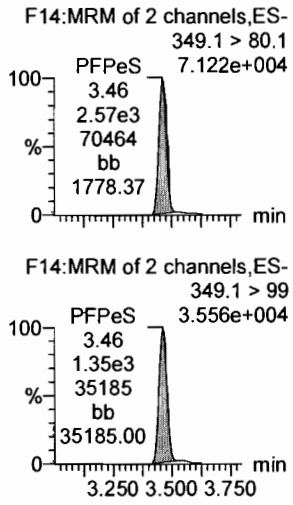

13C3-PFBA

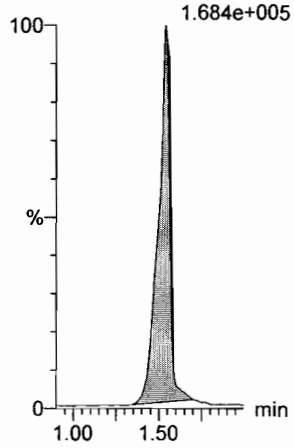

13C3-PFPeA

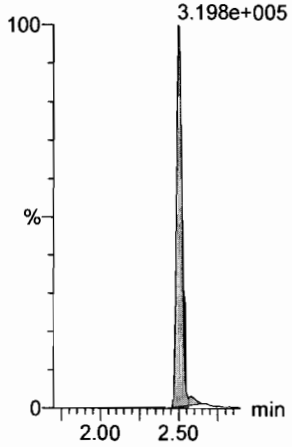

13C3-PFBS

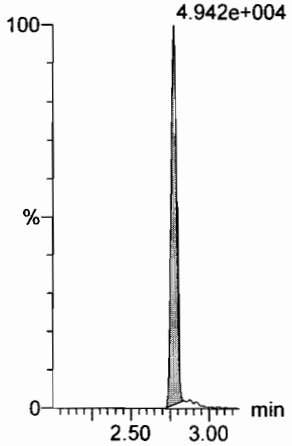

13C3-PFBS

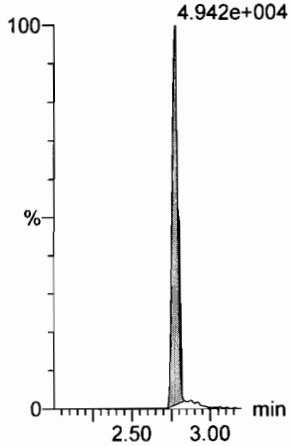

13C2-PFHxA

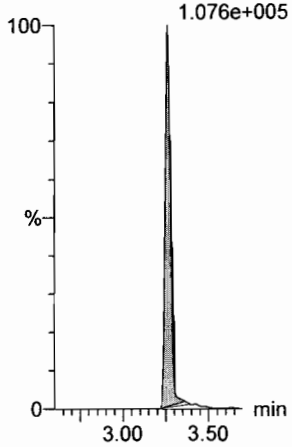

13C3-PFBS

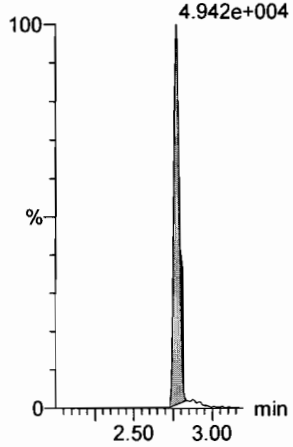

Dataset: F:\Projects\PFAS.PRO\Results\180227M1\180027M1-13.qld

Last Altered: Wednesday, February 28, 2018 11:58:52 Pacific Standard Time
Printed: Wednesday, February 28, 2018 11:59:04 Pacific Standard Time

Name: 180227M1_13, Date: 27-Feb-2018, Time: 21:36:56, ID: ICV180227M1-1 PFC ICV 18B2311, Description: PFC ICV 18B2311

6:2 FTS

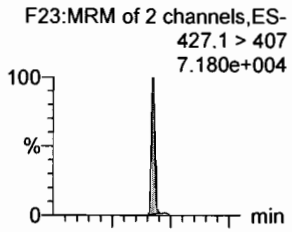

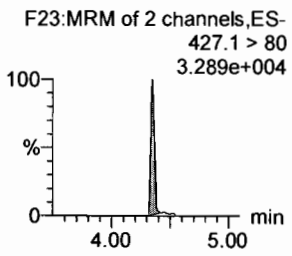

PFHpA

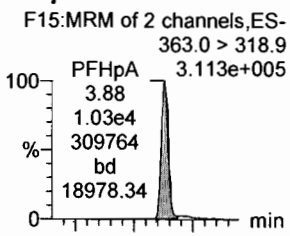

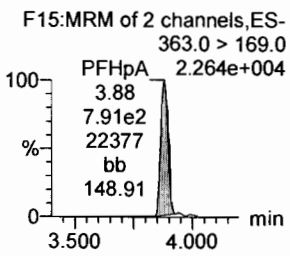

L-PFHxS

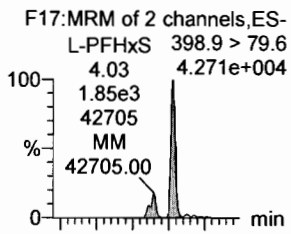

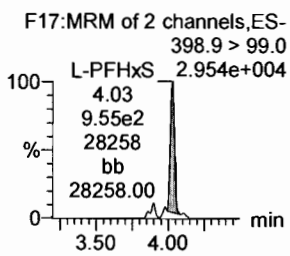

L-PFOA

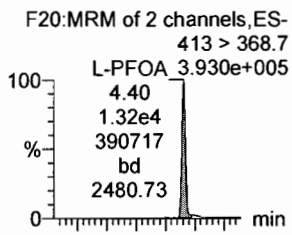

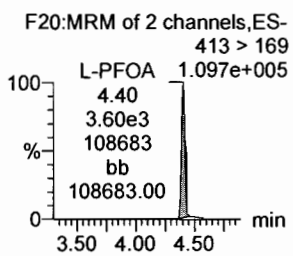

PFHpS

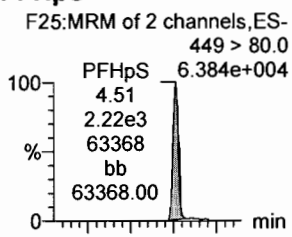

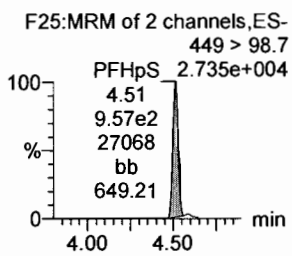

PFNA

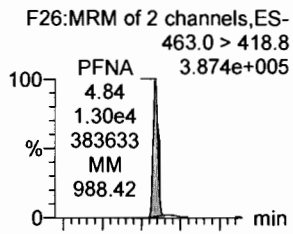

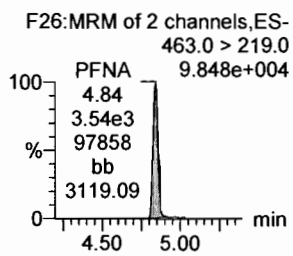

18O2-PFHxS

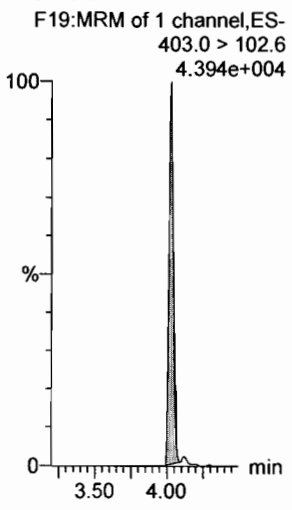

13C4-PFHpA

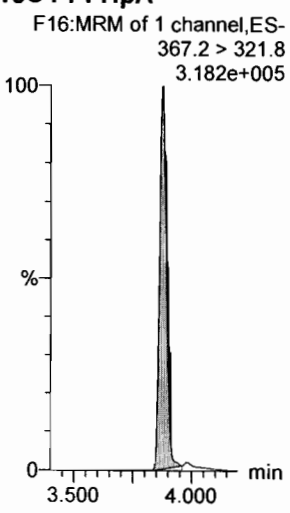

13C2-PFOA

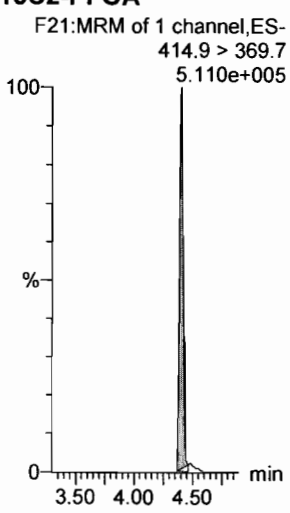

13C2-PFOA

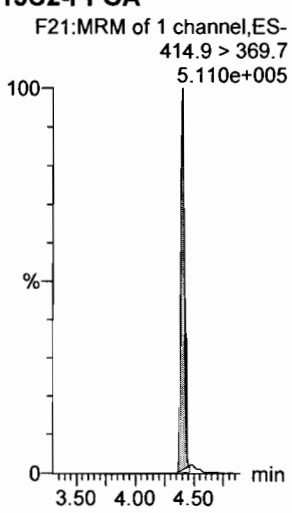

13C2-PFOA

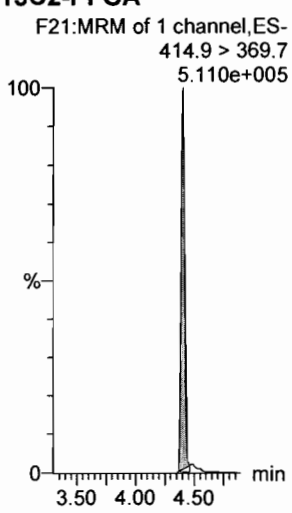

13C5-PFNA

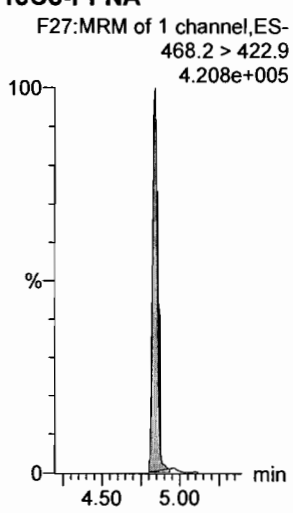

Dataset: F:\Projects\PFAS.PRO\Results\180227M1\180027M1-13.qld

Last Altered: Wednesday, February 28, 2018 11:58:52 Pacific Standard Time
Printed: Wednesday, February 28, 2018 11:59:04 Pacific Standard Time

Name: 180227M1_13, Date: 27-Feb-2018, Time: 21:36:56, ID: ICV180227M1-1 PFC ICV 18B2311, Description: PFC ICV 18B2311

PFOSA

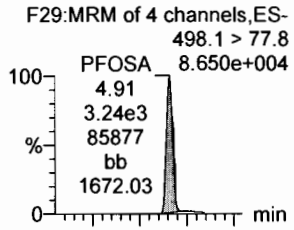

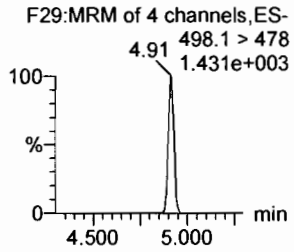

L-PFOS

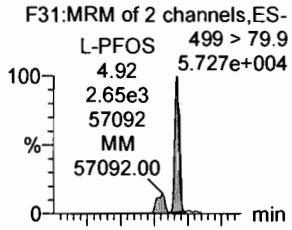

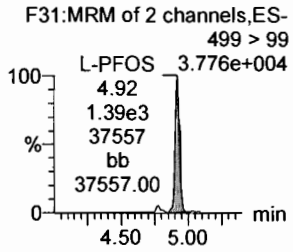

PFDA

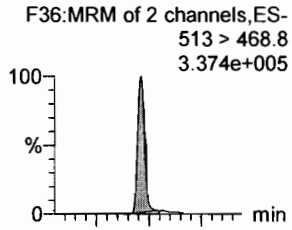

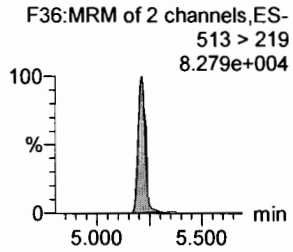

8:2 FTS

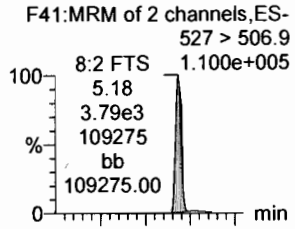

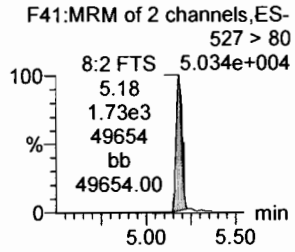

PFNS

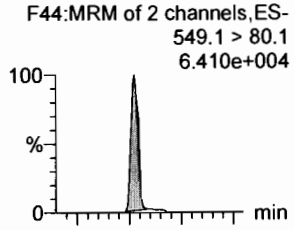

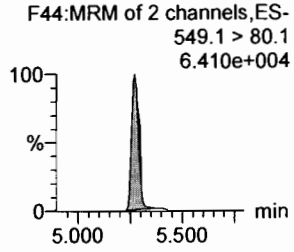

N-MeFOSAA

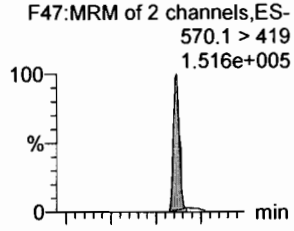

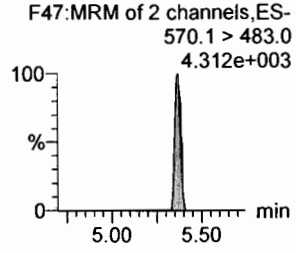

13C8-PFOSA

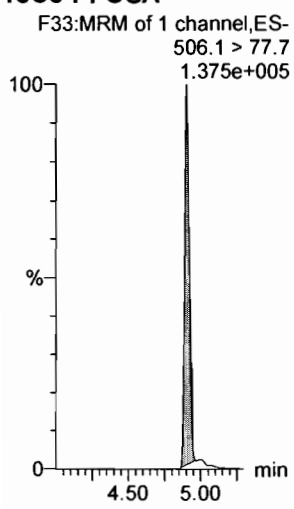

13C8-PFOS

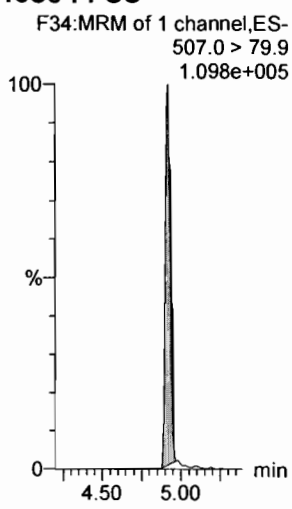

13C2-PFDA

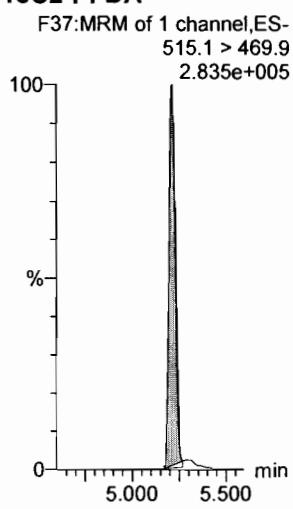

13C2-PFOA



13C2-PFOA

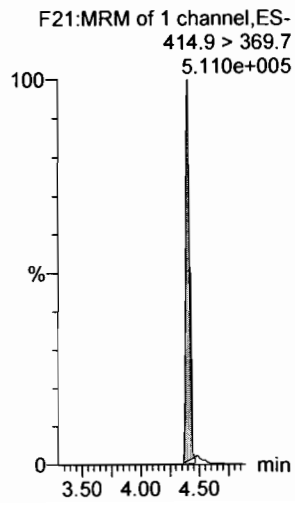

d3-N-MeFOSAA

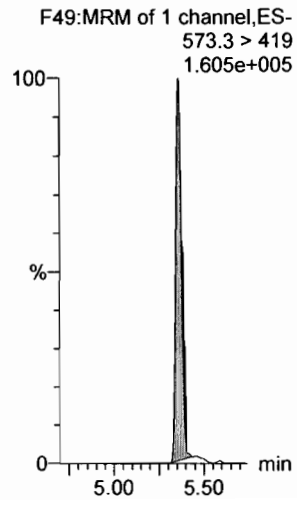

Dataset: F:\Projects\PFAS.PRO\Results\180227M1\180027M1-13.qld

Last Altered: Wednesday, February 28, 2018 11:58:52 Pacific Standard Time
Printed: Wednesday, February 28, 2018 11:59:04 Pacific Standard Time

Name: 180227M1_13, Date: 27-Feb-2018, Time: 21:36:56, ID: ICV180227M1-1 PFC ICV 18B2311, Description: PFC ICV 18B2311

N-EtFOSAA

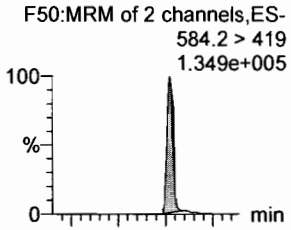

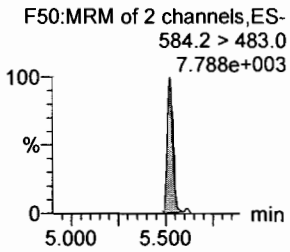

PFDoA

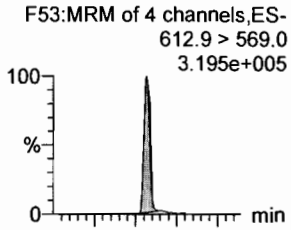

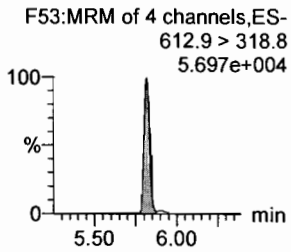

PFDS

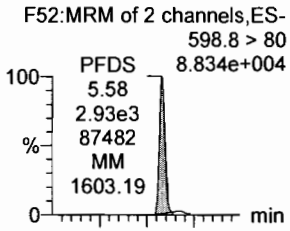

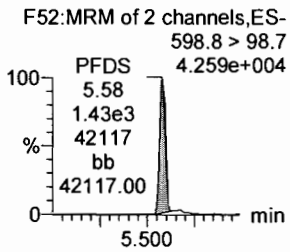

PFUdA

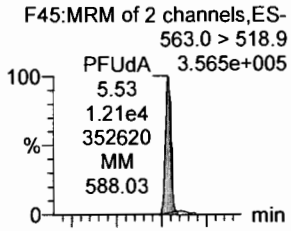

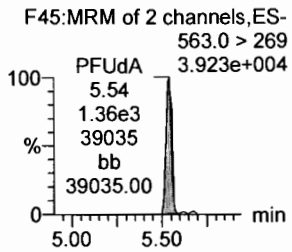

N-MeFOSA

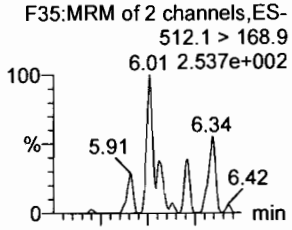

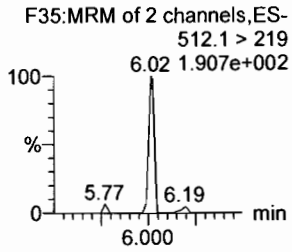

PFTrDA

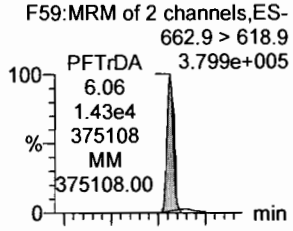

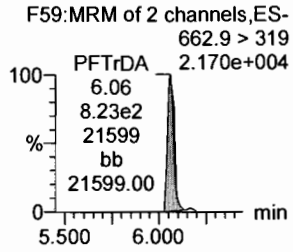

d5-N-EtFOSAA

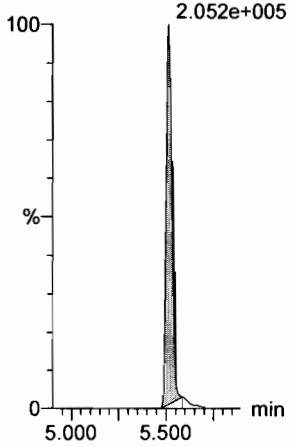

13C2-PFDoA

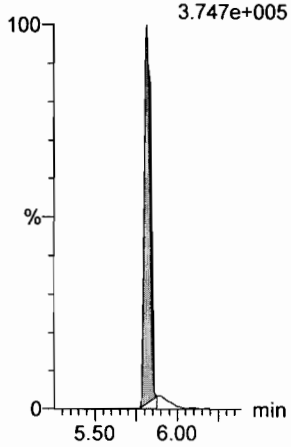

13C2-PFUdA

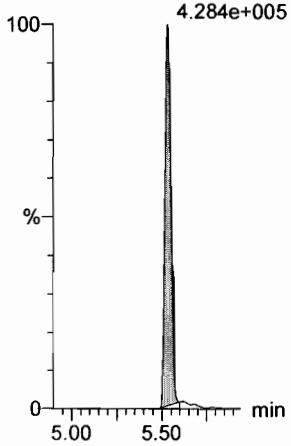

13C2-PFUdA

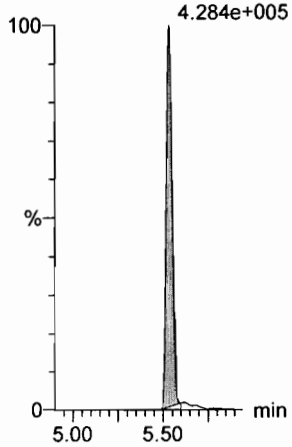

d3-N-MeFOSA

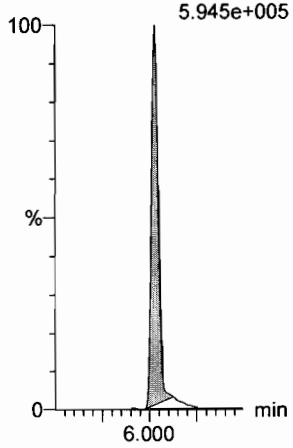

13C2-PFDoA

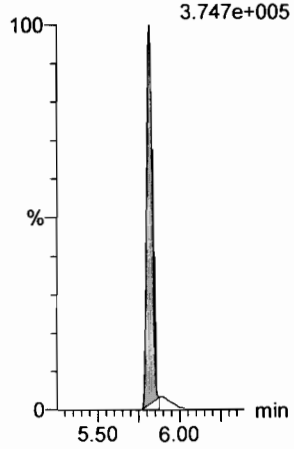

Dataset: F:\Projects\PFAS.PRO\Results\180227M1\180027M1-13.qld

Last Altered: Wednesday, February 28, 2018 11:58:52 Pacific Standard Time
Printed: Wednesday, February 28, 2018 11:59:04 Pacific Standard Time

Name: 180227M1_13, Date: 27-Feb-2018, Time: 21:36:56, ID: ICV180227M1-1 PFC ICV 18B2311, Description: PFC ICV 18B2311

PFTeDA

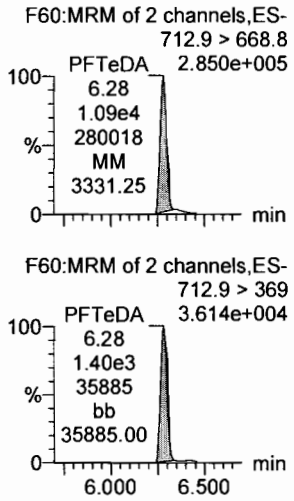

N-EtFOSA

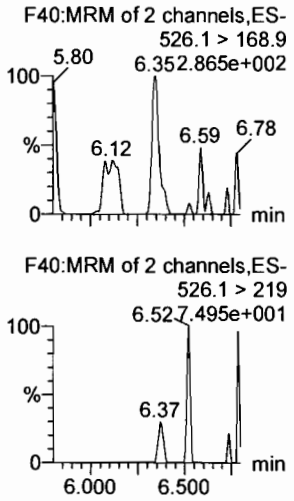

PFHxDA

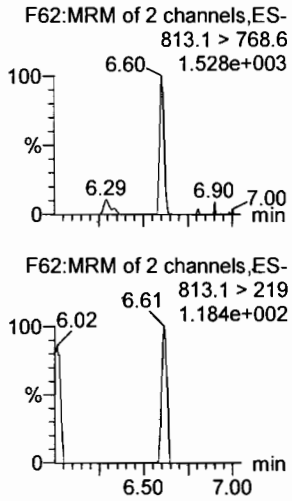

PFODA

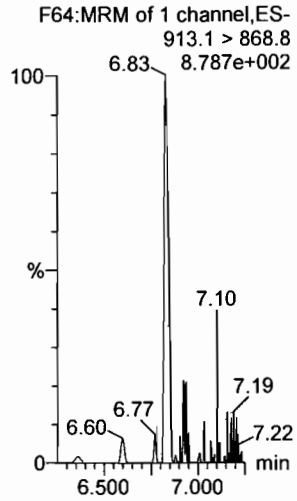

N-MeFOSE

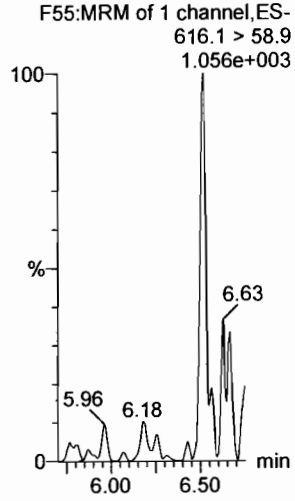

N-EtFOSE

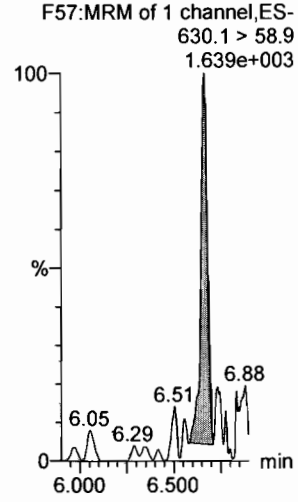

13C2-PFTeDA

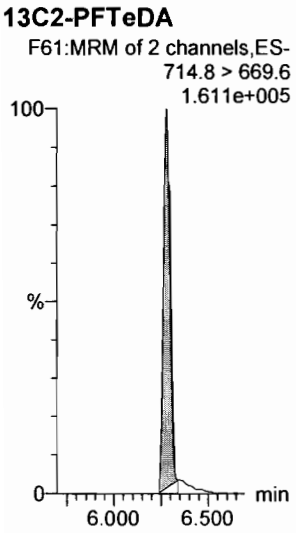

d5-N-ETFOSA

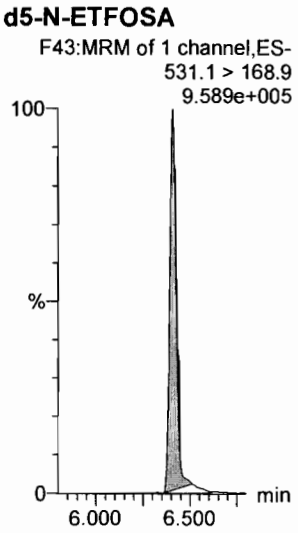

13C2-PFHxDA

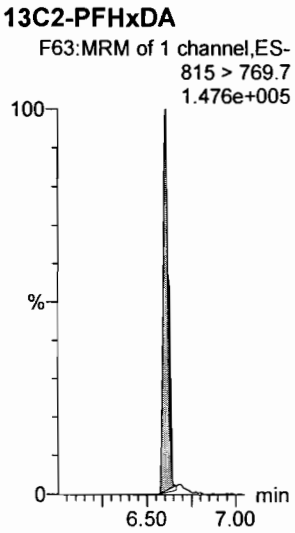

13C2-PFHxDA

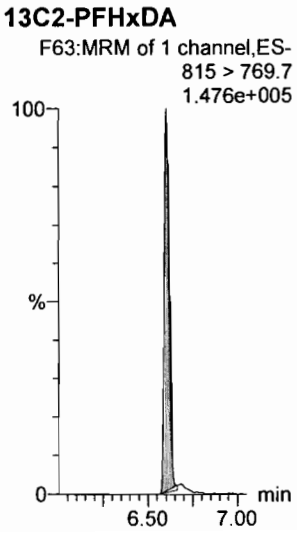

d7-N-MeFOSE

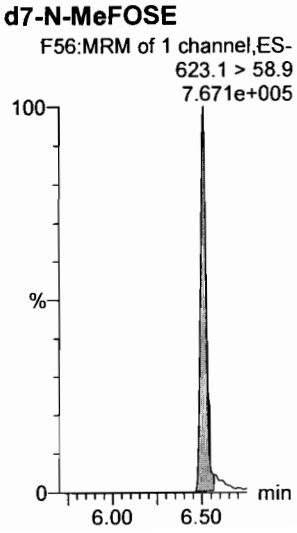

d9-N-EtFOSE

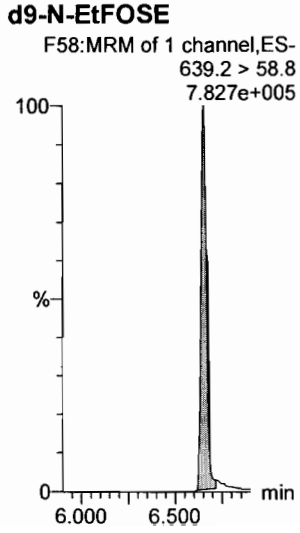

Dataset: F:\Projects\PFAS.PRO\Results\180227M1\180027M1-13.qld

Last Altered: Wednesday, February 28, 2018 11:58:52 Pacific Standard Time
Printed: Wednesday, February 28, 2018 11:59:04 Pacific Standard Time

Name: 180227M1_13, Date: 27-Feb-2018, Time: 21:36:56, ID: ICV180227M1-1 PFC ICV 18B2311, Description: PFC ICV 18B2311

13C4-PFBA

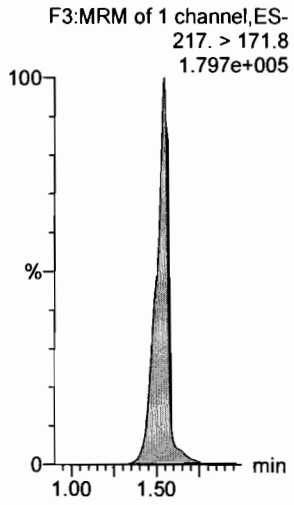

13C5-PFHxA

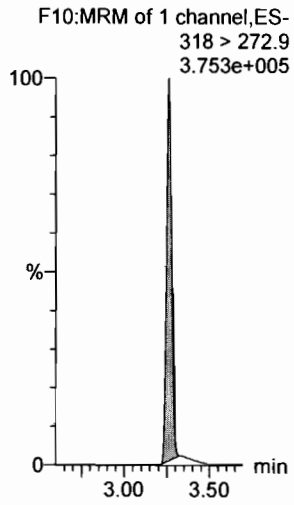

13C3-PFHxS

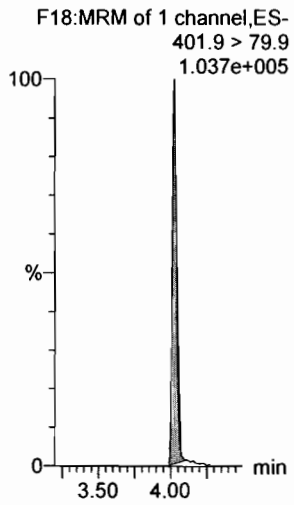

13C8-PFOA

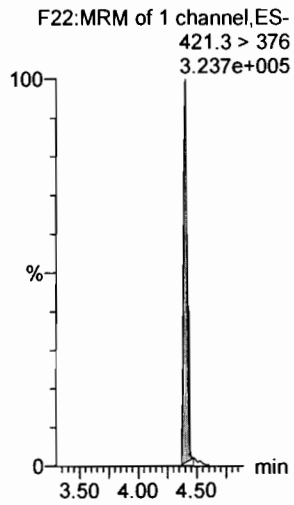

13C9-PFNA

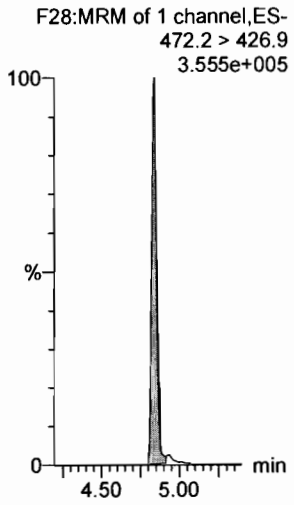

13C4-PFOS

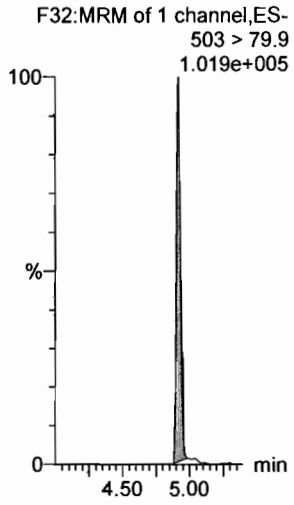

13C6-PFDA

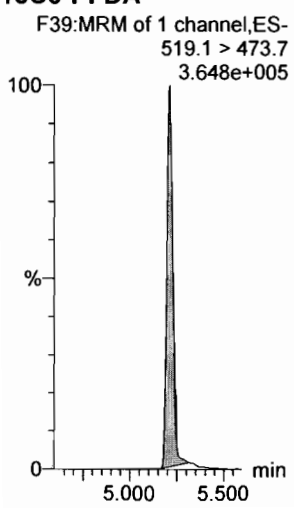

13C7-PFUdA

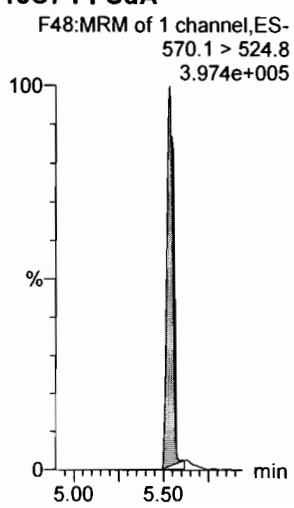

Vista Analytical Laboratory

Dataset: Untitled

Last Altered: Wednesday, February 28, 2018 11:59:38 Pacific Standard Time
Printed: Wednesday, February 28, 2018 11:59:42 Pacific Standard Time

Method: F:\Projects\PFAS.PRO\MethDB\PFAS_FULL_80C_022718.mdb 28 Feb 2018 09:22:07
Calibration: F:\Projects\PFAS.PRO\CurveDB\C18_VAL-PFAS_Q4_02-27-18-FULL.cdb 28 Feb 2018 11:20:16

Name: 180227M1_12, Date: 27-Feb-2018, Time: 21:25:26, ID: IPA, Description: IPA

PFBA

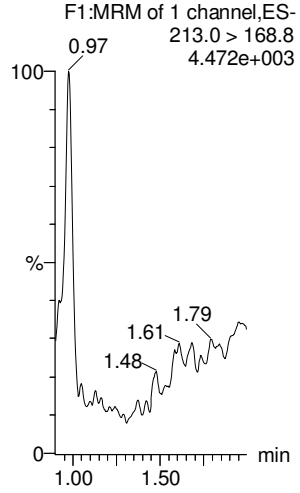

PFPeA

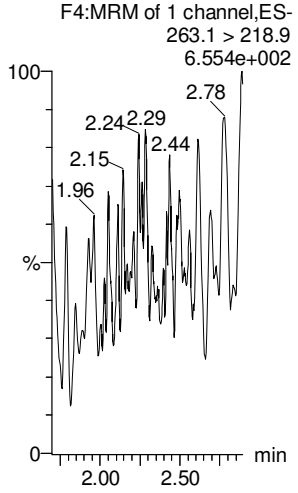

PFBS

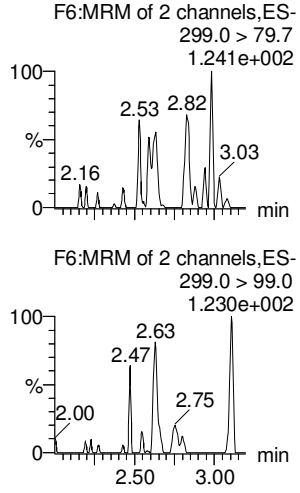

4:2 FTS

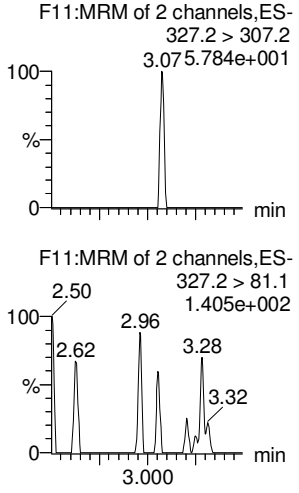

PFHxA

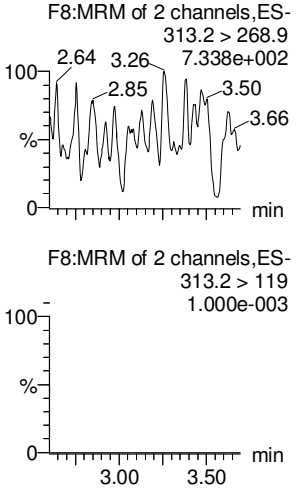

PFPeS

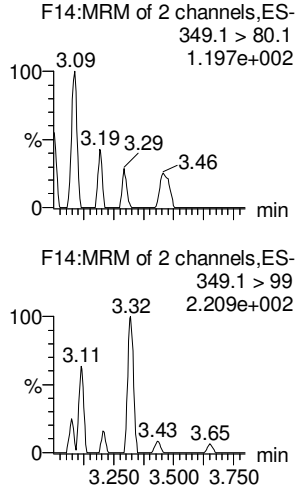

13C3-PFBA

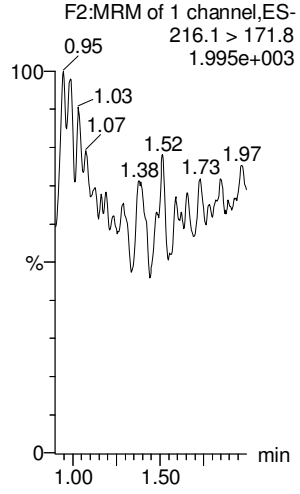

13C3-PFPeA

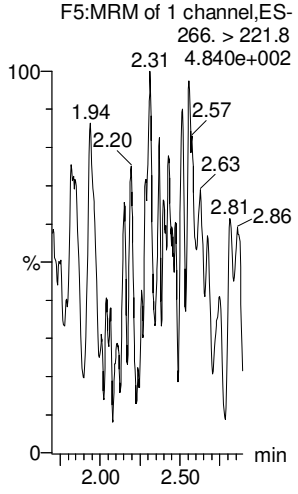

13C3-PFBS

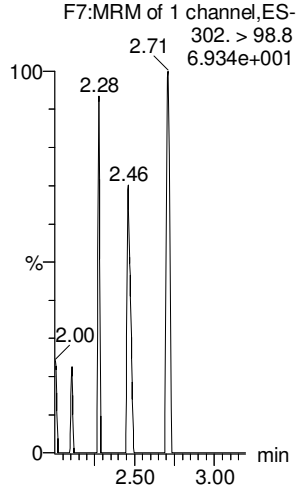

13C3-PFBS

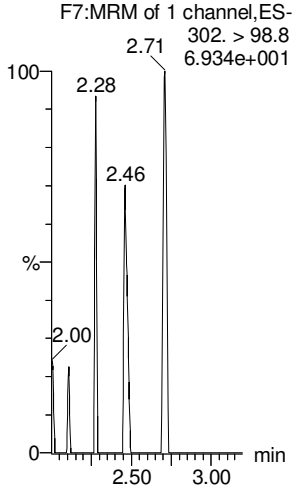

13C2-PFHxA

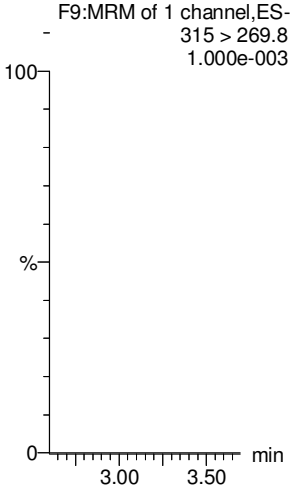

13C3-PFBS

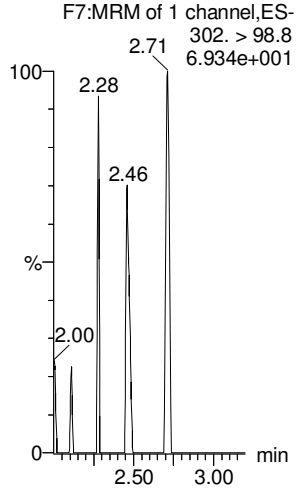

Dataset: Untitled

Last Altered: Wednesday, February 28, 2018 11:59:38 Pacific Standard Time
Printed: Wednesday, February 28, 2018 11:59:42 Pacific Standard Time

Name: 180227M1_12, Date: 27-Feb-2018, Time: 21:25:26, ID: IPA, Description: IPA

6:2 FTS

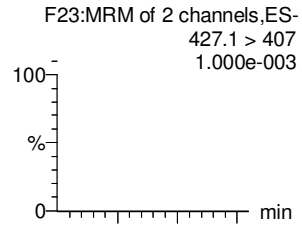

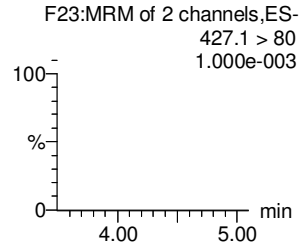

PFHpA

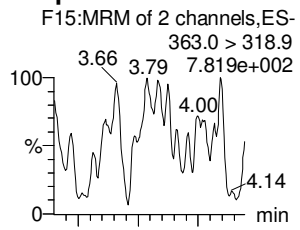

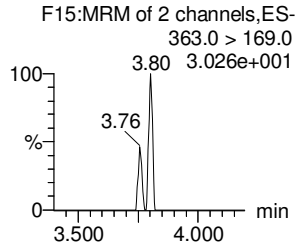

L-PFHxS

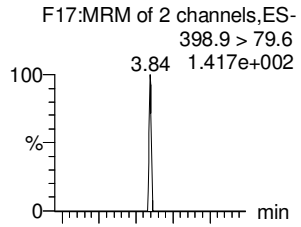

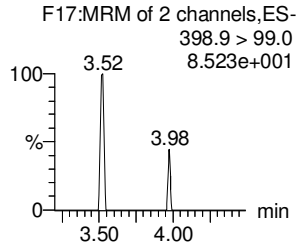

L-PFOA

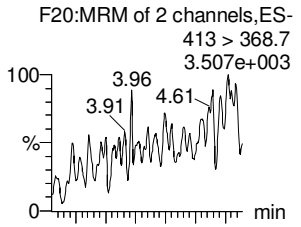

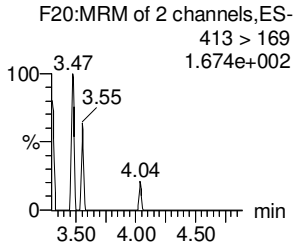

PFHpS

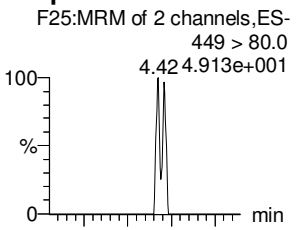

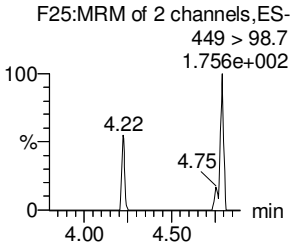

PFNA

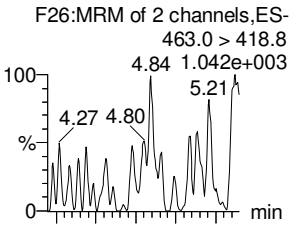

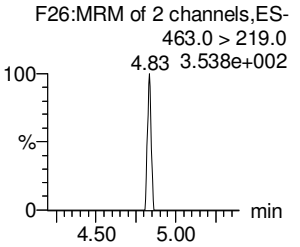

18O2-PFHxS

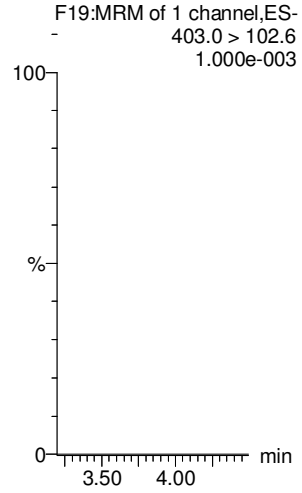

13C4-PFHpA

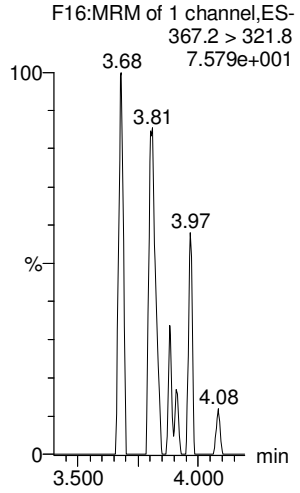

13C2-PFOA

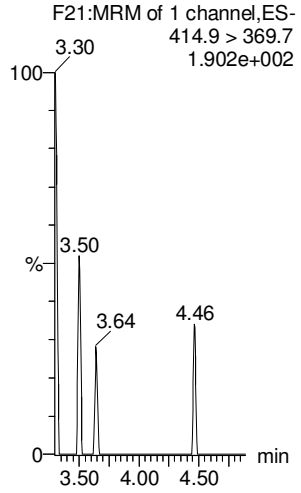

13C2-PFOA

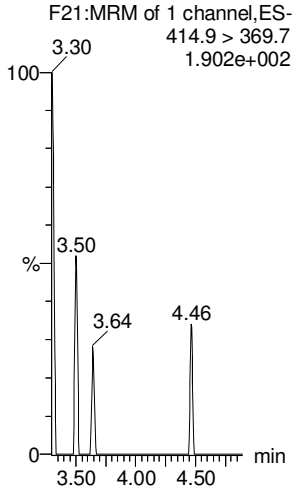

13C2-PFOA

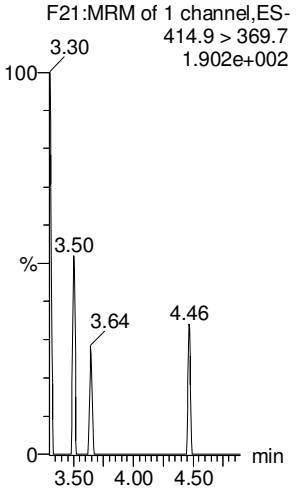

13C5-PFNA

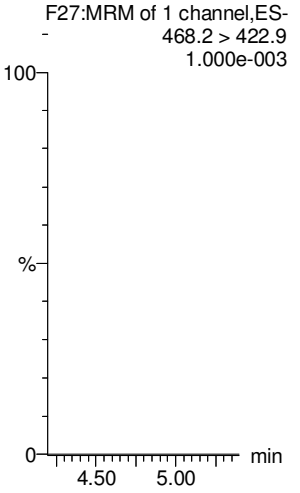

Dataset: Untitled

Last Altered: Wednesday, February 28, 2018 11:59:38 Pacific Standard Time
Printed: Wednesday, February 28, 2018 11:59:42 Pacific Standard Time

Name: 180227M1_12, Date: 27-Feb-2018, Time: 21:25:26, ID: IPA, Description: IPA

PFOSA

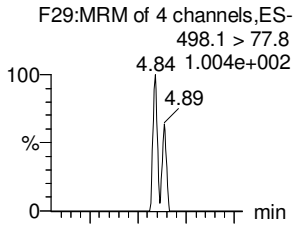

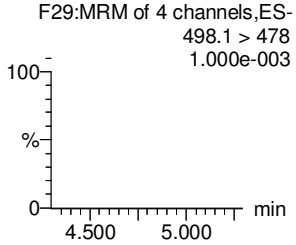

L-PFOS

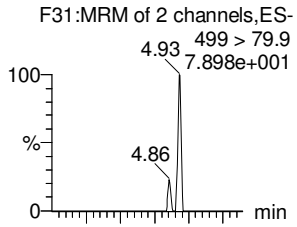

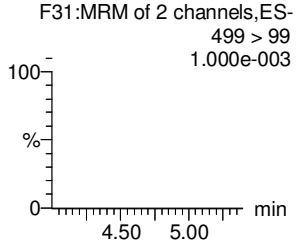

PFDA

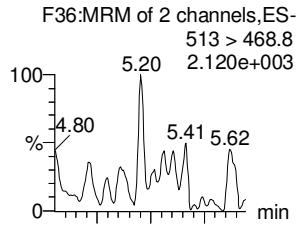

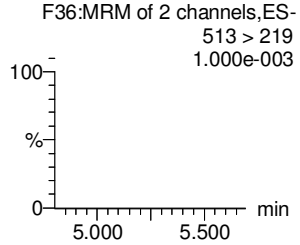

8:2 FTS

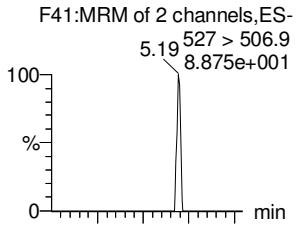

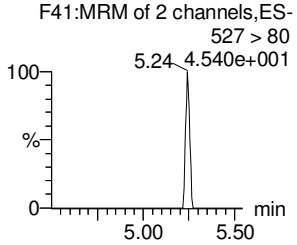

PFNS

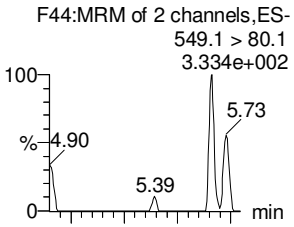

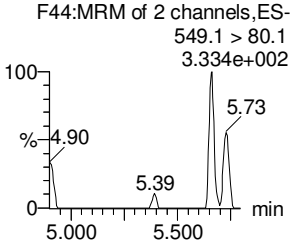

N-MeFOSAA

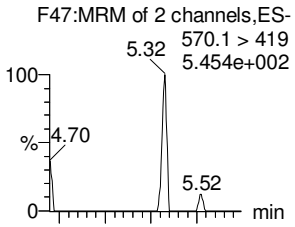

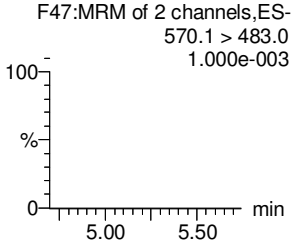

13C8-PFOSA

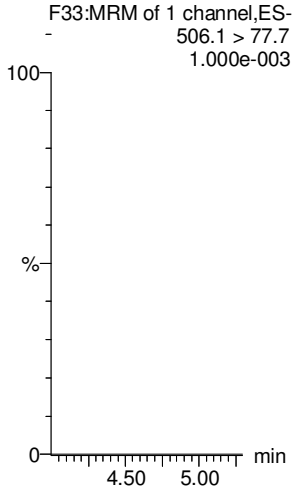

13C8-PFOS

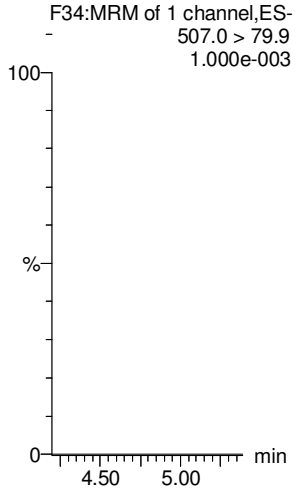

13C2-PFDA

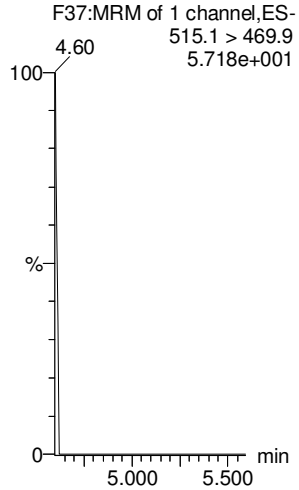

13C2-PFOA

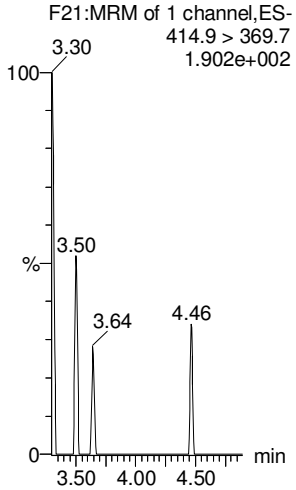

13C2-PFOA

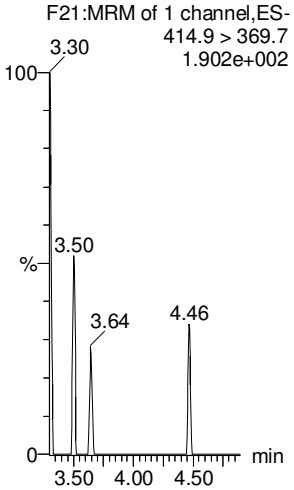

d3-N-MeFOSAA

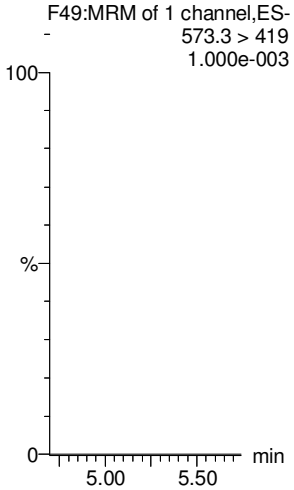

Vista Analytical Laboratory

Dataset: Untitled

Last Altered: Wednesday, February 28, 2018 11:59:38 Pacific Standard Time
Printed: Wednesday, February 28, 2018 11:59:42 Pacific Standard Time

Name: 180227M1_12, Date: 27-Feb-2018, Time: 21:25:26, ID: IPA, Description: IPA

N-EtFOSAA

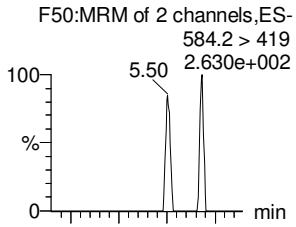

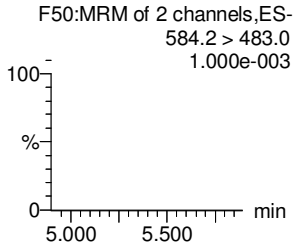

PFDoA

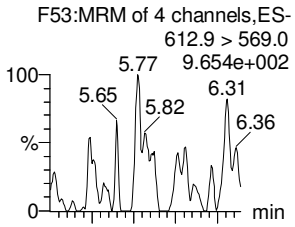

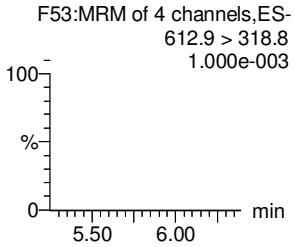

PFDS

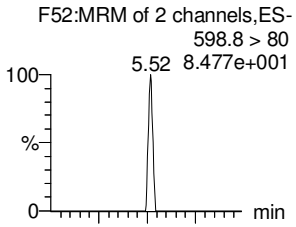

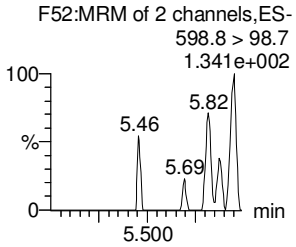

PFUdA

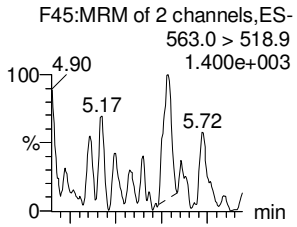

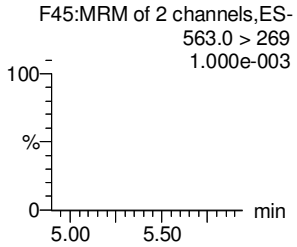

N-MeFOSA

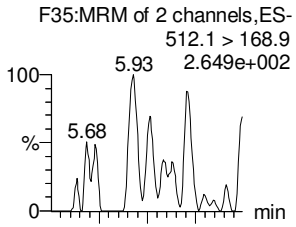

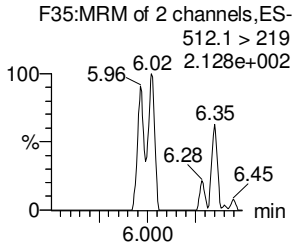

PFTrDA

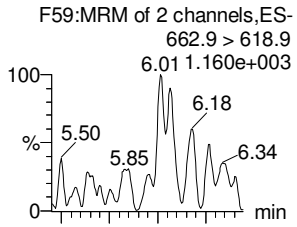

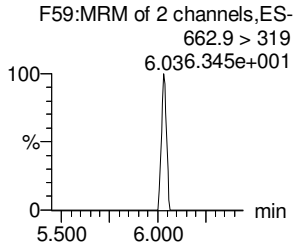

d5-N-EtFOSAA

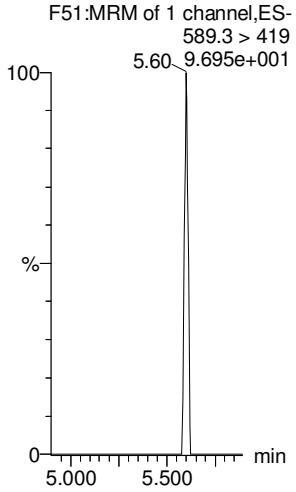

13C2-PFDoA

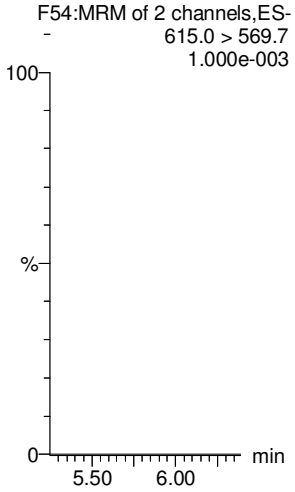

13C2-PFUdA

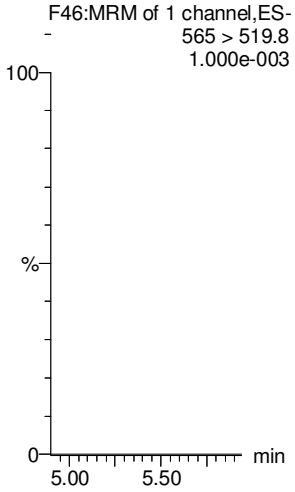

13C2-PFUdA

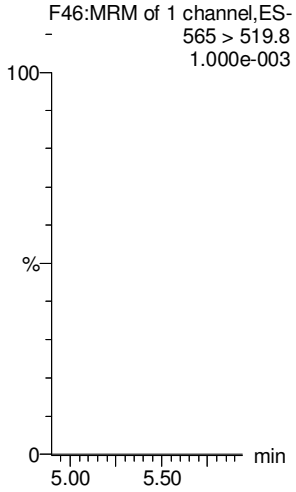

d3-N-MeFOSA

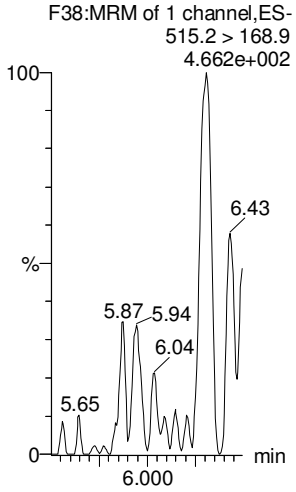

13C2-PFDoA

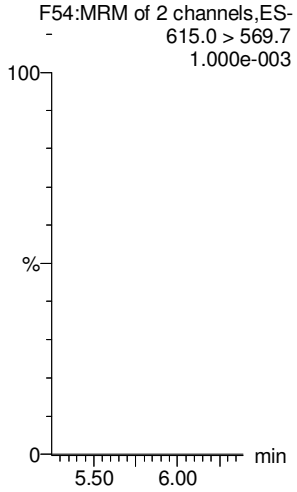

Dataset: Untitled

Last Altered: Wednesday, February 28, 2018 11:59:38 Pacific Standard Time
Printed: Wednesday, February 28, 2018 11:59:42 Pacific Standard Time

Name: 180227M1_12, Date: 27-Feb-2018, Time: 21:25:26, ID: IPA, Description: IPA

PFTeDA

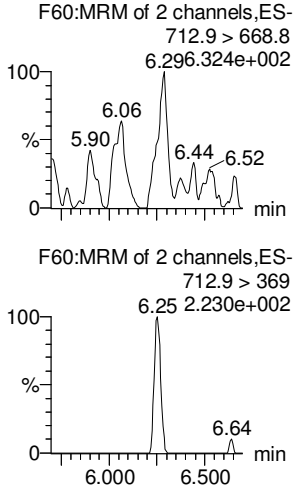

N-EtFOSA

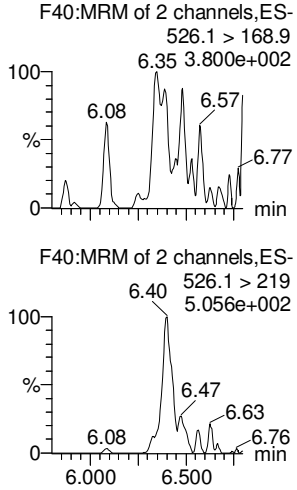

PFHxDA

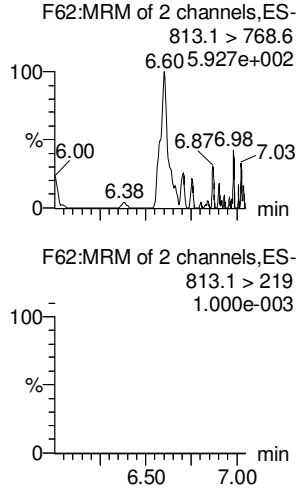

PFODA

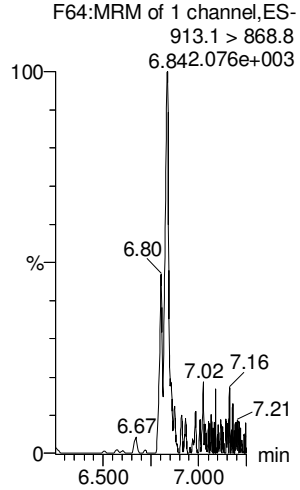

N-MeFOSE

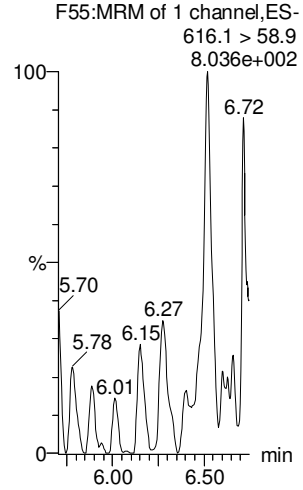

N-EtFOSE

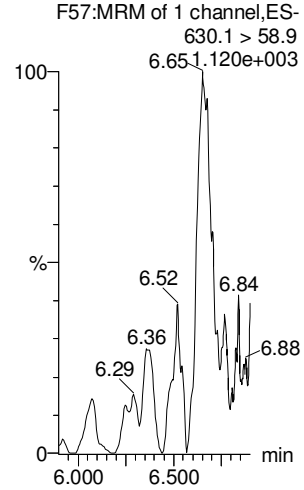

13C2-PFTeDA

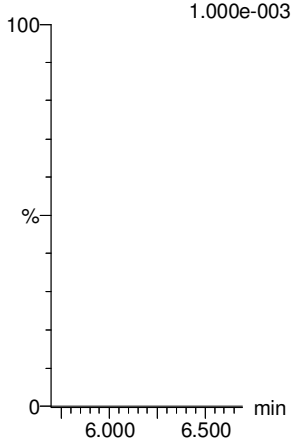

d5-N-ETFOSA

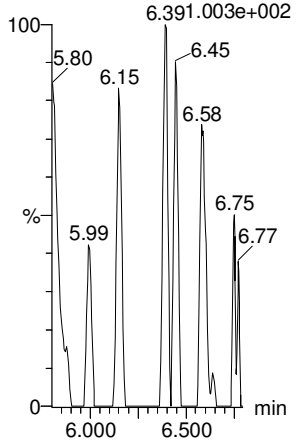

13C2-PFHxDA

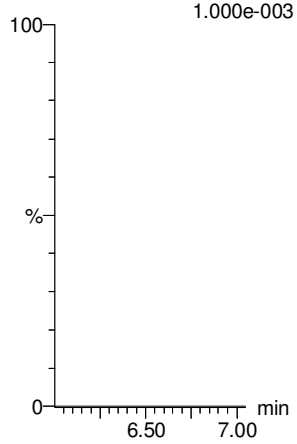

13C2-PFHxDA

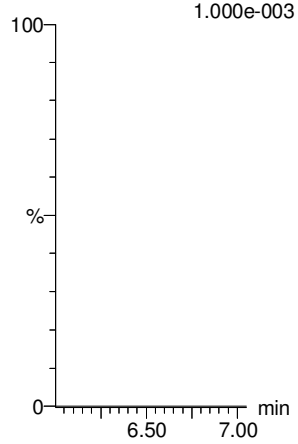

d7-N-MeFOSE

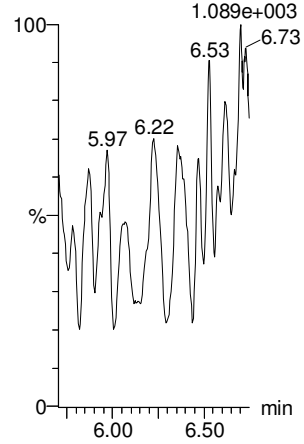

d9-N-EtFOSE

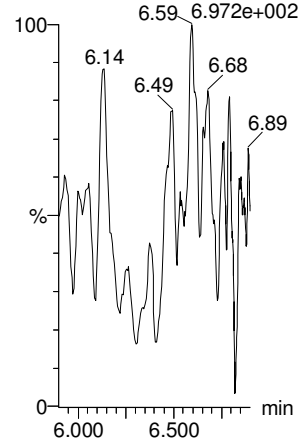

Vista Analytical Laboratory

Dataset: Untitled

Last Altered: Wednesday, February 28, 2018 11:59:38 Pacific Standard Time
Printed: Wednesday, February 28, 2018 11:59:42 Pacific Standard Time

Name: 180227M1_12, Date: 27-Feb-2018, Time: 21:25:26, ID: IPA, Description: IPA

13C4-PFBA

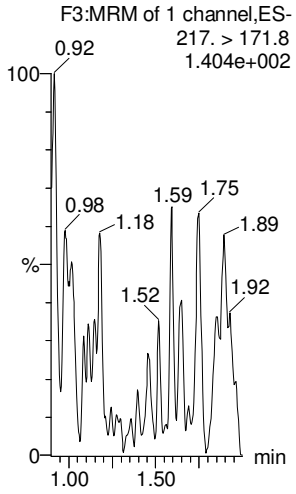

13C5-PFHxA

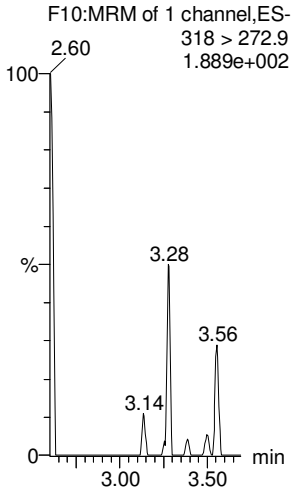

13C3-PFHxS

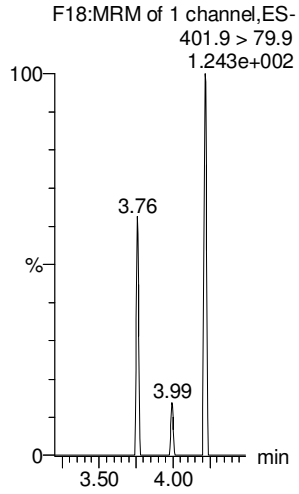

13C8-PFOA

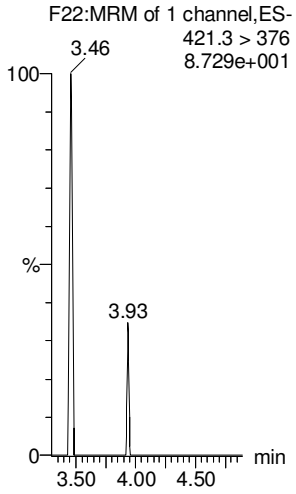

13C9-PFNA

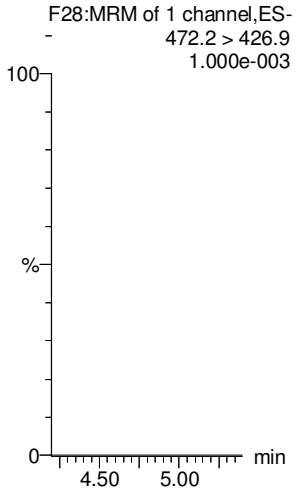

13C4-PFOS

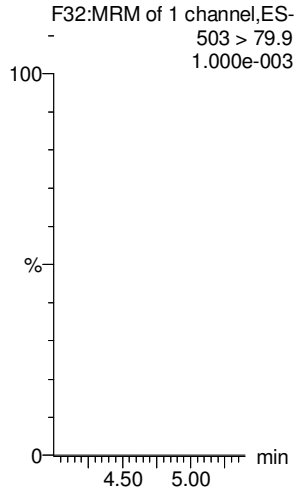

13C6-PFDA

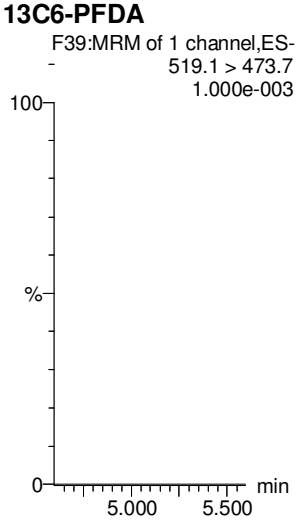

13C7-PFUdA

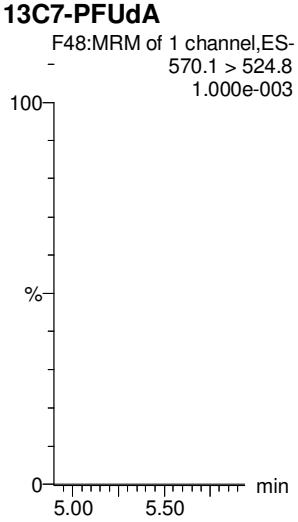

Vista Analytical Laboratory

Dataset: F:\Projects\PFAS.PRO\Results\180228M1\180228M1-CRV.qld

Last Altered: Thursday, March 01, 2018 12:54:21 Pacific Standard Time
Printed: Thursday, March 01, 2018 12:56:34 Pacific Standard Time

Rev'd JA. 03/01/2018

Method: F:\Projects\PFAS.PRO\MethDB\PFAS_FULL_80C_022718.mdb 28 Feb 2018 13:19:45
Calibration: F:\Projects\PFAS.PRO\CurveDB\C18_VAL-PFAS_Q4_02-28-18-FULL.cdb 01 Mar 2018 12:54:21

Compound name: PFBA
Correlation coefficient: r = 0.999128, r^2 = 0.998257
Calibration curve: 1.16633 * x + -0.00657388
Response type: Internal Std (Ref 34), Area * (IS Conc. / IS Area)
Curve type: Linear, Origin: Include, Weighting: 1/x, Axis trans: None

gm 3/1/18

	#	Name	Type	Std. Conc	RT	Area	IS Area	Response	Conc.	%Dev	Conc. Flag	CoD	CoD Flag	x=excluded
1	1	180228M1_2	Standard	0.250	1.47	247.554	9482.349	0.326	0.3	14.2	NO	0.998	NO	bb
2	2	180228M1_3	Standard	0.500	1.47	416.110	10405.057	0.500	0.4	-13.2	NO	0.998	NO	bb
3	3	180228M1_4	Standard	1.000	1.47	733.690	7784.448	1.178	1.0	1.6	NO	0.998	NO	bb
4	4	180228M1_5	Standard	2.000	1.47	1914.234	10499.210	2.279	2.0	-2.0	NO	0.998	NO	bb
5	5	180228M1_6	Standard	5.000	1.47	4291.185	10272.636	5.222	4.5	-10.3	NO	0.998	NO	MM
6	6	180228M1_7	Standard	10.000	1.47	7394.258	8094.981	11.418	9.8	-2.0	NO	0.998	NO	bb
7	7	180228M1_8	Standard	50.000	1.47	48191.977	10146.749	59.369	50.9	1.8	NO	0.998	NO	MM
8	8	180228M1_9	Standard	100.000	1.47	102193.359	10209.916	125.115	107.3	7.3	NO	0.998	NO	MM
9	9	180228M1_10	Standard	250.000	1.47	246942.734	10188.778	302.959	259.8	3.9	NO	0.998	NO	MM
10	10	180228M1_11	Standard	500.000	1.47	469335.375	10417.884	563.137	482.8	-3.4	NO	0.998	NO	MM

Compound name: PFPeA
Correlation coefficient: r = 0.999901, r^2 = 0.999803
Calibration curve: 0.948079 * x + 0.0338914
Response type: Internal Std (Ref 35), Area * (IS Conc. / IS Area)
Curve type: Linear, Origin: Exclude, Weighting: 1/x, Axis trans: None

	#	Name	Type	Std. Conc	RT	Area	IS Area	Response	Conc.	%Dev	Conc. Flag	CoD	CoD Flag	x=excluded
1	1	180228M1_2	Standard	0.250	2.43	322.311	14785.717	0.272	0.3	0.7	NO	1.000	NO	bb
2	2	180228M1_3	Standard	0.500	2.43	613.559	15577.599	0.492	0.5	-3.3	NO	1.000	NO	bb
3	3	180228M1_4	Standard	1.000	2.43	1090.073	13667.284	0.997	1.0	1.6	NO	1.000	NO	bb
4	4	180228M1_5	Standard	2.000	2.43	2377.582	14969.095	1.985	2.1	2.9	NO	1.000	NO	bb
5	5	180228M1_6	Standard	5.000	2.44	5486.409	15060.083	4.554	4.8	-4.7	NO	1.000	NO	MM
6	6	180228M1_7	Standard	10.000	2.43	10582.290	13277.061	9.963	10.5	4.7	NO	1.000	NO	MM
7	7	180228M1_8	Standard	50.000	2.43	55897.668	14578.932	47.927	50.5	1.0	NO	1.000	NO	MM
8	8	180228M1_9	Standard	100.000	2.43	110608.898	15053.539	91.846	96.8	-3.2	NO	1.000	NO	MM
9	9	180228M1_10	Standard	250.000	2.43	265728.188	14095.015	235.658	248.5	-0.6	NO	1.000	NO	MM
10	10	180228M1_11	Standard	500.000	2.43	501467.000	13122.153	477.691	503.8	0.8	NO	1.000	NO	MM

Dataset: F:\Projects\PFAS.PRO\Results\180228M1\180228M1-CRV.qld

Last Altered: Thursday, March 01, 2018 12:54:21 Pacific Standard Time
Printed: Thursday, March 01, 2018 12:56:34 Pacific Standard Time

Compound name: PFBS
Coefficient of Determination: R^2 = 0.999274
Calibration curve: 0.000206202 * x^2 + 1.71322 * x + 0.111292
Response type: Internal Std (Ref 36), Area * (IS Conc. / IS Area)
Curve type: 2nd Order, Origin: Exclude, Weighting: 1/x, Axis trans: None

	#	Name	Type	Std. Conc	RT	Area	IS Area	Response	Conc.	%Dev	Conc. Flag	CoD	CoD Flag	x=excluded
1	1	180228M1_2	Standard	0.250	2.71	68.275	1855.292	0.460	0.2	-18.6	NO	0.999	NO	bb
2	2	180228M1_3	Standard	0.500	2.71	148.358	1853.660	1.000	0.5	3.8	NO	0.999	NO	bb
3	3	180228M1_4	Standard	1.000	2.71	256.720	1807.427	1.775	1.0	-2.9	NO	0.999	NO	bb
4	4	180228M1_5	Standard	2.000	2.71	576.594	1822.526	3.955	2.2	12.1	NO	0.999	NO	bb
5	5	180228M1_6	Standard	5.000	2.71	1428.336	2069.823	8.626	5.0	-0.7	NO	0.999	NO	bb
6	6	180228M1_7	Standard	10.000	2.70	2633.457	1697.783	19.389	11.2	12.4	NO	0.999	NO	bb
7	7	180228M1_8	Standard	50.000	2.71	12750.972	1943.352	82.017	47.5	-4.9	NO	0.999	NO	MM
8	8	180228M1_9	Standard	100.000	2.71	24499.549	1833.062	167.067	96.3	-3.7	NO	0.999	NO	bb
9	9	180228M1_10	Standard	250.000	2.70	63060.426	1734.008	454.586	257.3	2.9	NO	0.999	NO	bb
10	10	180228M1_11	Standard	500.000	2.71	113673.430	1573.035	903.297	497.4	-0.5	NO	0.999	NO	MM

Compound name: 4:2 FTS
Coefficient of Determination: R^2 = 0.999086
Calibration curve: -0.000470192 * x^2 + 1.45893 * x + -0.0353824
Response type: Internal Std (Ref 36), Area * (IS Conc. / IS Area)
Curve type: 2nd Order, Origin: Exclude, Weighting: 1/x, Axis trans: None

	#	Name	Type	Std. Conc	RT	Area	IS Area	Response	Conc.	%Dev	Conc. Flag	CoD	CoD Flag	x=excluded
1	1	180228M1_2	Standard	0.250	3.11	54.685	1855.292	0.368	0.3	10.7	NO	0.999	NO	MM
2	2	180228M1_3	Standard	0.500	3.11	105.009	1853.660	0.708	0.5	1.9	NO	0.999	NO	bb
3	3	180228M1_4	Standard	1.000	3.11	228.436	1807.427	1.580	1.1	10.8	NO	0.999	NO	bb
4	4	180228M1_5	Standard	2.000	3.11	414.115	1822.526	2.840	2.0	-1.4	NO	0.999	NO	bb
5	5	180228M1_6	Standard	5.000	3.10	946.363	2069.823	5.715	3.9	-21.1	NO	0.999	NO	bb
6	6	180228M1_7	Standard	10.000	3.11	2031.036	1697.783	14.954	10.3	3.1	NO	0.999	NO	bb
7	7	180228M1_8	Standard	50.000	3.11	10341.320	1943.352	66.517	46.3	-7.4	NO	0.999	NO	bd
8	8	180228M1_9	Standard	100.000	3.11	21007.951	1833.062	143.257	101.5	1.5	NO	0.999	NO	MM
9	9	180228M1_10	Standard	250.000	3.10	47603.441	1734.008	343.160	256.4	2.6	NO	0.999	NO	bb
10	10	180228M1_11	Standard	500.000	3.11	76520.570	1573.035	608.065	496.1	-0.8	NO	0.999	NO	MM

Vista Analytical Laboratory

Dataset: F:\Projects\PFAS.PRO\Results\180228M1\180228M1-CRV.qld

Last Altered: Thursday, March 01, 2018 12:54:21 Pacific Standard Time
Printed: Thursday, March 01, 2018 12:56:34 Pacific Standard Time

Compound name: PFHxA
Coefficient of Determination: R^2 = 0.999642
Calibration curve: -0.000494924 * x^2 + 1.5717 * x + 0.00313049
Response type: Internal Std (Ref 37), Area * (IS Conc. / IS Area)
Curve type: 2nd Order, Origin: Include, Weighting: 1/x, Axis trans: None

	#	Name	Type	Std. Conc	RT	Area	IS Area	Response	Conc.	%Dev	Conc. Flag	CoD	CoD Flag	x=excluded
1	1	180228M1_2	Standard	0.250	3.20	352.086	4490.003	0.392	0.2	-1.0	NO	1.000	NO	bb
2	2	180228M1_3	Standard	0.500	3.20	798.305	4675.511	0.854	0.5	8.3	NO	1.000	NO	bb
3	3	180228M1_4	Standard	1.000	3.20	1170.664	3777.600	1.549	1.0	-1.6	NO	1.000	NO	bb
4	4	180228M1_5	Standard	2.000	3.20	2554.849	4051.851	3.153	2.0	0.3	NO	1.000	NO	bb
5	5	180228M1_6	Standard	5.000	3.20	6388.511	4362.427	7.322	4.7	-6.7	NO	1.000	NO	bb
6	6	180228M1_7	Standard	10.000	3.20	12198.630	3889.484	15.682	10.0	0.1	NO	1.000	NO	bb
7	7	180228M1_8	Standard	50.000	3.20	65896.070	4285.701	76.879	49.7	-0.6	NO	1.000	NO	MM
8	8	180228M1_9	Standard	100.000	3.20	130463.078	4128.800	157.992	103.9	3.9	NO	1.000	NO	MM
9	9	180228M1_10	Standard	250.000	3.20	304432.063	4293.219	354.550	244.4	-2.2	NO	1.000	NO	MM
10	10	180228M1_11	Standard	500.000	3.20	537130.063	4040.133	664.743	502.4	0.5	NO	1.000	NO	MM

Compound name: PFPeS
Correlation coefficient: r = 0.999015, r^2 = 0.998031
Calibration curve: 1.88704 * x + 0.0029417
Response type: Internal Std (Ref 36), Area * (IS Conc. / IS Area)
Curve type: Linear, Origin: Exclude, Weighting: 1/x, Axis trans: None

	#	Name	Type	Std. Conc	RT	Area	IS Area	Response	Conc.	%Dev	Conc. Flag	CoD	CoD Flag	x=excluded
1	1	180228M1_2	Standard	0.250	3.40	58.245	1855.292	0.392	0.2	-17.4	NO	0.998	NO	MM
2	2	180228M1_3	Standard	0.500	3.40	158.819	1853.660	1.071	0.6	13.2	NO	0.998	NO	bb
3	3	180228M1_4	Standard	1.000	3.39	290.622	1807.427	2.010	1.1	6.4	NO	0.998	NO	bb
4	4	180228M1_5	Standard	2.000	3.40	580.676	1822.526	3.983	2.1	5.4	NO	0.998	NO	bb
5	5	180228M1_6	Standard	5.000	3.40	1404.158	2069.823	8.480	4.5	-10.2	NO	0.998	NO	bb
6	6	180228M1_7	Standard	10.000	3.39	2788.688	1697.783	20.532	10.9	8.8	NO	0.998	NO	MM
7	7	180228M1_8	Standard	50.000	3.39	13177.732	1943.352	84.762	44.9	-10.2	NO	0.998	NO	bb
8	8	180228M1_9	Standard	100.000	3.39	28671.684	1833.062	195.518	103.6	3.6	NO	0.998	NO	bb
9	9	180228M1_10	Standard	250.000	3.39	65680.938	1734.008	473.476	250.9	0.4	NO	0.998	NO	MM
10	10	180228M1_11	Standard	500.000	3.40	105349.797	1573.035	837.154	443.6	-11.3	NO	0.998	NO	MMX

Dataset: F:\Projects\PFAS.PRO\Results\180228M1\180228M1-CRV.qld

Last Altered: Thursday, March 01, 2018 12:54:21 Pacific Standard Time
Printed: Thursday, March 01, 2018 12:56:34 Pacific Standard Time

Compound name: PFHpA
Correlation coefficient: r = 0.999379, r^2 = 0.998759
Calibration curve: 1.25016 * x + 0.120612
Response type: Internal Std (Ref 38), Area * (IS Conc. / IS Area)
Curve type: Linear, Origin: Exclude, Weighting: 1/x, Axis trans: None

	# Name	Type	Std. Conc	RT	Area	IS Area	Response	Conc.	%Dev	Conc. Flag	CoD	CoD Flag	x=excluded
1	1 180228M1_2	Standard	0.250	3.81	267.721	9494.082	0.352	0.2	-25.8	NO	0.999	NO	bb
2	2 180228M1_3	Standard	0.500	3.81	610.352	10729.822	0.711	0.5	-5.5	NO	0.999	NO	bb
3	3 180228M1_4	Standard	1.000	3.81	1128.978	9187.313	1.536	1.1	13.2	NO	0.999	NO	bb
4	4 180228M1_5	Standard	2.000	3.81	2182.246	10462.907	2.607	2.0	-0.6	NO	0.999	NO	bb
5	5 180228M1_6	Standard	5.000	3.81	5293.262	10618.592	6.231	4.9	-2.2	NO	0.999	NO	bb
6	6 180228M1_7	Standard	10.000	3.81	10706.477	9470.683	14.131	11.2	12.1	NO	0.999	NO	bb
7	7 180228M1_8	Standard	50.000	3.81	56341.387	10641.383	66.182	52.8	5.7	NO	0.999	NO	MM
8	8 180228M1_9	Standard	100.000	3.81	106077.430	9901.633	133.914	107.0	7.0	NO	0.999	NO	MM
9	9 180228M1_10	Standard	250.000	3.81	248480.719	10273.245	302.340	241.7	-3.3	NO	0.999	NO	MM
10	10 180228M1_11	Standard	500.000	3.81	456782.688	9182.921	621.783	497.3	-0.5	NO	0.999	NO	MM

Compound name: L-PFHxS
Coefficient of Determination: R^2 = 0.999679
Calibration curve: -0.000659439 * x^2 + 2.09699 * x + -0.426089
Response type: Internal Std (Ref 39), Area * (IS Conc. / IS Area)
Curve type: 2nd Order, Origin: Exclude, Weighting: 1/x, Axis trans: None

	# Name	Type	Std. Conc	RT	Area	IS Area	Response	Conc.	%Dev	Conc. Flag	CoD	CoD Flag	x=excluded
1	1 180228M1_2	Standard	0.250	3.96	54.011	1424.949	0.474	0.4	71.7	YES	1.000	NO	MMX
2	2 180228M1_3	Standard	0.500	3.96	98.041	1527.789	0.802	0.6	17.2	NO	1.000	NO	MM
3	3 180228M1_4	Standard	1.000	3.96	175.624	1372.598	1.599	1.0	-3.4	NO	1.000	NO	MM
4	4 180228M1_5	Standard	2.000	3.96	473.289	1530.425	3.866	2.0	2.4	NO	1.000	NO	MM
5	5 180228M1_6	Standard	5.000	3.96	901.317	1347.034	8.364	4.2	-16.1	NO	1.000	NO	MM
6	6 180228M1_7	Standard	10.000	3.96	2047.423	1241.597	20.613	10.1	0.6	NO	1.000	NO	MM
7	7 180228M1_8	Standard	50.000	3.96	10973.087	1347.006	101.828	49.5	-0.9	NO	1.000	NO	MM
8	8 180228M1_9	Standard	100.000	3.96	20444.072	1275.631	200.333	98.8	-1.2	NO	1.000	NO	MM
9	9 180228M1_10	Standard	250.000	3.96	49389.508	1258.126	490.705	254.6	1.8	NO	1.000	NO	MM
10	10 180228M1_11	Standard	500.000	3.96	81876.531	1163.364	879.739	497.6	-0.5	NO	1.000	NO	MM

Vista Analytical Laboratory

Dataset: F:\Projects\PFAS.PRO\Results\180228M1\180228M1-CRV.qld

Last Altered: Thursday, March 01, 2018 12:54:21 Pacific Standard Time
Printed: Thursday, March 01, 2018 12:56:34 Pacific Standard Time

Compound name: 6:2 FTS
Coefficient of Determination: R^2 = 0.999493
Calibration curve: -6.1827e-005 * x^2 + 0.213492 * x + -0.00864232
Response type: Internal Std (Ref 40), Area * (IS Conc. / IS Area)
Curve type: 2nd Order, Origin: Include, Weighting: 1/x, Axis trans: None

	#	Name	Type	Std. Conc	RT	Area	IS Area	Response	Conc.	%Dev	Conc. Flag	CoD	CoD Flag	x=excluded
1	1	180228M1_2	Standard	0.250	4.29	65.737	15975.155	0.051	0.3	12.6	NO	0.999	NO	bb
2	2	180228M1_3	Standard	0.500	4.28	115.057	15272.082	0.094	0.5	-3.7	NO	0.999	NO	bb
3	3	180228M1_4	Standard	1.000	4.28	221.243	16212.780	0.171	0.8	-16.0	NO	0.999	NO	bb
4	4	180228M1_5	Standard	2.000	4.28	521.875	15592.995	0.418	2.0	0.1	NO	0.999	NO	bb
5	5	180228M1_6	Standard	5.000	4.28	1285.330	15321.488	1.049	5.0	-0.8	NO	0.999	NO	bb
6	6	180228M1_7	Standard	10.000	4.28	2318.900	14524.955	1.996	9.4	-5.9	NO	0.999	NO	MM
7	7	180228M1_8	Standard	50.000	4.28	13680.475	16742.660	10.214	48.6	-2.9	NO	0.999	NO	MM
8	8	180228M1_9	Standard	100.000	4.28	27621.369	17006.066	20.303	97.9	-2.1	NO	0.999	NO	MM
9	9	180228M1_10	Standard	250.000	4.28	66106.016	16192.753	51.031	258.4	3.4	NO	0.999	NO	MM
10	10	180228M1_11	Standard	500.000	4.28	107732.766	14858.598	90.632	495.7	-0.9	NO	0.999	NO	MM

Compound name: L-PFOA
Coefficient of Determination: R^2 = 0.999349
Calibration curve: -0.000221149 * x^2 + 0.949975 * x + 0.169885
Response type: Internal Std (Ref 40), Area * (IS Conc. / IS Area)
Curve type: 2nd Order, Origin: Exclude, Weighting: 1/x, Axis trans: None

	#	Name	Type	Std. Conc	RT	Area	IS Area	Response	Conc.	%Dev	Conc. Flag	CoD	CoD Flag	x=excluded
1	1	180228M1_2	Standard	0.250	4.34	381.263	15975.155	0.298	0.1	-45.9	YES	0.999	NO	bbX
2	2	180228M1_3	Standard	0.500	4.34	763.655	15272.082	0.625	0.5	-4.2	NO	0.999	NO	bb
3	3	180228M1_4	Standard	1.000	4.34	1451.279	16212.780	1.119	1.0	-0.1	NO	0.999	NO	bb
4	4	180228M1_5	Standard	2.000	4.34	2506.728	15592.995	2.009	1.9	-3.1	NO	0.999	NO	bb
5	5	180228M1_6	Standard	5.000	4.34	6013.561	15321.488	4.906	5.0	-0.2	NO	0.999	NO	bb
6	6	180228M1_7	Standard	10.000	4.34	11509.463	14524.955	9.905	10.3	2.7	NO	0.999	NO	MM
7	7	180228M1_8	Standard	50.000	4.34	66777.945	16742.660	49.856	53.0	5.9	NO	0.999	NO	MM
8	8	180228M1_9	Standard	100.000	4.34	128562.219	17006.066	94.497	101.7	1.7	NO	0.999	NO	bb
9	9	180228M1_10	Standard	250.000	4.34	279958.375	16192.753	216.114	240.8	-3.7	NO	0.999	NO	MM
10	10	180228M1_11	Standard	500.000	4.34	502989.906	14858.598	423.147	504.5	0.9	NO	0.999	NO	MM

Vista Analytical Laboratory

Dataset: F:\Projects\PFAS.PRO\Results\180228M1\180228M1-CRV.qld

Last Altered: Thursday, March 01, 2018 12:54:21 Pacific Standard Time
Printed: Thursday, March 01, 2018 12:56:34 Pacific Standard Time

Compound name: PFHpS
Coefficient of Determination: R^2 = 0.998387
Calibration curve: -5.43855e-005 * x^2 + 0.223749 * x + -0.00184111
Response type: Internal Std (Ref 40), Area * (IS Conc. / IS Area)
Curve type: 2nd Order, Origin: Exclude, Weighting: 1/x, Axis trans: None

	# Name	Type	Std. Conc	RT	Area	IS Area	Response	Conc.	%Dev	Conc. Flag	CoD	CoD Flag	x=excluded
1	1 180228M1_2	Standard	0.250	4.44	50.879	15975.155	0.040	0.2	-25.5	NO	0.998	NO	MM
2	2 180228M1_3	Standard	0.500	4.45	143.780	15272.082	0.118	0.5	6.9	NO	0.998	NO	bb
3	3 180228M1_4	Standard	1.000	4.45	299.087	16212.780	0.231	1.0	3.9	NO	0.998	NO	bb
4	4 180228M1_5	Standard	2.000	4.45	593.475	15592.995	0.476	2.1	6.8	NO	0.998	NO	bb
5	5 180228M1_6	Standard	5.000	4.45	1434.391	15321.488	1.170	5.2	4.9	NO	0.998	NO	bb
6	6 180228M1_7	Standard	10.000	4.44	2740.903	14524.955	2.359	10.6	5.8	NO	0.998	NO	bb
7	7 180228M1_8	Standard	50.000	4.45	15231.757	16742.660	11.372	51.5	3.0	NO	0.998	NO	MM
8	8 180228M1_9	Standard	100.000	4.44	27075.600	17006.066	19.901	91.0	-9.0	NO	0.998	NO	MM
9	9 180228M1_10	Standard	250.000	4.44	70750.391	16192.753	54.616	260.6	4.2	NO	0.998	NO	MM
10	10 180228M1_11	Standard	500.000	4.45	116000.203	14858.598	97.587	495.9	-0.8	NO	0.998	NO	bb

Compound name: PFNA
Coefficient of Determination: R^2 = 0.999030
Calibration curve: -8.81865e-005 * x^2 + 1.2629 * x + 0.0829459
Response type: Internal Std (Ref 41), Area * (IS Conc. / IS Area)
Curve type: 2nd Order, Origin: Exclude, Weighting: 1/x, Axis trans: None

	# Name	Type	Std. Conc	RT	Area	IS Area	Response	Conc.	%Dev	Conc. Flag	CoD	CoD Flag	x=excluded
1	1 180228M1_2	Standard	0.250	4.78	376.655	13386.770	0.352	0.2	-14.9	NO	0.999	NO	bb
2	2 180228M1_3	Standard	0.500	4.78	668.434	12355.240	0.676	0.5	-6.0	NO	0.999	NO	bb
3	3 180228M1_4	Standard	1.000	4.77	1338.252	13137.864	1.273	0.9	-5.7	NO	0.999	NO	bb
4	4 180228M1_5	Standard	2.000	4.78	2984.553	12421.174	3.003	2.3	15.6	NO	0.999	NO	bb
5	5 180228M1_6	Standard	5.000	4.78	6233.700	13044.806	5.973	4.7	-6.7	NO	0.999	NO	bb
6	6 180228M1_7	Standard	10.000	4.77	12235.228	9852.600	15.523	12.2	22.4	NO	0.999	NO	bd
7	7 180228M1_8	Standard	50.000	4.78	73676.281	15582.357	59.102	46.9	-6.2	NO	0.999	NO	MM
8	8 180228M1_9	Standard	100.000	4.78	136563.500	13310.964	128.243	102.2	2.2	NO	0.999	NO	MM
9	9 180228M1_10	Standard	250.000	4.77	315388.188	12809.956	307.757	247.9	-0.8	NO	0.999	NO	MM
10	10 180228M1_11	Standard	500.000	4.78	553810.125	11338.512	610.541	500.9	0.2	NO	0.999	NO	MM

Dataset: F:\Projects\PFAS.PRO\Results\180228M1\180228M1-CRV.qld

Last Altered: Thursday, March 01, 2018 12:54:21 Pacific Standard Time
Printed: Thursday, March 01, 2018 12:56:34 Pacific Standard Time

Compound name: PFOSA
Coefficient of Determination: R^2 = 0.999639
Calibration curve: 0.000156031 * x^2 + 0.971532 * x + 0.0090602
Response type: Internal Std (Ref 42), Area * (IS Conc. / IS Area)
Curve type: 2nd Order, Origin: Exclude, Weighting: 1/x, Axis trans: None

	# Name	Type	Std. Conc	RT	Area	IS Area	Response	Conc.	%Dev	Conc. Flag	CoD	CoD Flag	x=excluded
1	1 180228M1_2	Standard	0.250	4.84	85.479	3907.384	0.273	0.3	8.9	NO	1.000	NO	bb
2	2 180228M1_3	Standard	0.500	4.84	182.516	4658.614	0.490	0.5	-1.1	NO	1.000	NO	bb
3	3 180228M1_4	Standard	1.000	4.84	293.697	4348.575	0.844	0.9	-14.0	NO	1.000	NO	bb
4	4 180228M1_5	Standard	2.000	4.84	683.418	4481.877	1.906	2.0	-2.4	NO	1.000	NO	bb
5	5 180228M1_6	Standard	5.000	4.84	1557.435	3958.071	4.919	5.0	1.0	NO	1.000	NO	bb
6	6 180228M1_7	Standard	10.000	4.84	3381.676	3967.696	10.654	10.9	9.4	NO	1.000	NO	bb
7	7 180228M1_8	Standard	50.000	4.84	16498.732	4167.121	49.491	50.5	1.0	NO	1.000	NO	MM
8	8 180228M1_9	Standard	100.000	4.84	32653.826	4312.461	94.650	95.9	-4.1	NO	1.000	NO	MM
9	9 180228M1_10	Standard	250.000	4.84	74211.438	3613.998	256.681	253.8	1.5	NO	1.000	NO	MM
10	10 180228M1_11	Standard	500.000	4.84	133248.656	3181.620	523.509	498.9	-0.2	NO	1.000	NO	MM

Compound name: L-PFOS
Coefficient of Determination: R^2 = 0.998384
Calibration curve: 1.67333e-006 * x^2 + 1.01023 * x + 0.0332659
Response type: Internal Std (Ref 43), Area * (IS Conc. / IS Area)
Curve type: 2nd Order, Origin: Exclude, Weighting: 1/x, Axis trans: None

	# Name	Type	Std. Conc	RT	Area	IS Area	Response	Conc.	%Dev	Conc. Flag	CoD	CoD Flag	x=excluded
1	1 180228M1_2	Standard	0.250	4.86	91.795	3308.733	0.347	0.3	24.1	NO	0.998	NO	MM
2	2 180228M1_3	Standard	0.500	4.86	136.756	3954.106	0.432	0.4	-21.0	NO	0.998	NO	MM
3	3 180228M1_4	Standard	1.000	4.86	283.699	3814.397	0.930	0.9	-11.3	NO	0.998	NO	MM
4	4 180228M1_5	Standard	2.000	4.86	647.524	3921.420	2.064	2.0	0.5	NO	0.998	NO	MM
5	5 180228M1_6	Standard	5.000	4.86	1757.030	4153.437	5.288	5.2	4.0	NO	0.998	NO	MM
6	6 180228M1_7	Standard	10.000	4.85	2988.751	3273.429	11.413	11.3	12.6	NO	0.998	NO	MM
7	7 180228M1_8	Standard	50.000	4.86	15513.780	4184.055	46.348	45.8	-8.3	NO	0.998	NO	MM
8	8 180228M1_9	Standard	100.000	4.85	29214.459	3794.025	96.252	95.2	-4.8	NO	0.998	NO	MM
9	9 180228M1_10	Standard	250.000	4.86	75080.922	3536.722	265.362	262.5	5.0	NO	0.998	NO	MM
10	10 180228M1_11	Standard	500.000	4.86	137847.094	3442.114	500.590	495.1	-1.0	NO	0.998	NO	MM

Dataset: F:\Projects\PFAS.PRO\Results\180228M1\180228M1-CRV.qld

Last Altered: Thursday, March 01, 2018 12:54:21 Pacific Standard Time
Printed: Thursday, March 01, 2018 12:56:34 Pacific Standard Time

Compound name: PFDA
Coefficient of Determination: R^2 = 0.994255
Calibration curve: -0.000968171 * x^2 + 1.47454 * x + 0.0163597
Response type: Internal Std (Ref 44), Area * (IS Conc. / IS Area)
Curve type: 2nd Order, Origin: Exclude, Weighting: 1/x, Axis trans: None

	#	Name	Type	Std. Conc	RT	Area	IS Area	Response	Conc.	%Dev	Conc. Flag	CoD	CoD Flag	x=excluded
1	1	180228M1_2	Standard	0.250	5.15	475.655	14256.088	0.417	0.3	8.7	NO	0.994	NO	bb
2	2	180228M1_3	Standard	0.500	5.15	637.108	14143.743	0.563	0.4	-25.8	NO	0.994	NO	MM
3	3	180228M1_4	Standard	1.000	5.15	1564.950	11984.702	1.632	1.1	9.7	NO	0.994	NO	bb
4	4	180228M1_5	Standard	2.000	5.15	3385.684	13577.180	3.117	2.1	5.3	NO	0.994	NO	bd
5	5	180228M1_6	Standard	5.000	5.15	7778.863	14018.240	6.936	4.7	-5.8	NO	0.994	NO	MM
6	6	180228M1_7	Standard	10.000	5.15	14397.587	10620.831	16.945	11.6	15.7	NO	0.994	NO	MM
7	7	180228M1_8	Standard	50.000	5.15	77208.484	15840.696	60.926	42.5	-15.0	NO	0.994	NO	MM
8	8	180228M1_9	Standard	100.000	5.15	144016.281	12124.715	148.474	108.4	8.4	NO	0.994	NO	MM
9	9	180228M1_10	Standard	250.000	5.15	335245.281	13700.789	305.863	247.7	-0.9	NO	0.994	NO	MM
10	10	180228M1_11	Standard	500.000	5.15	596377.625	12393.765	601.490			NO	0.994	NO	MMXI

Compound name: 8:2 FTS
Coefficient of Determination: R^2 = 0.994282
Calibration curve: -0.000766546 * x^2 + 0.283394 * x + -0.0147164
Response type: Internal Std (Ref 40), Area * (IS Conc. / IS Area)
Curve type: 2nd Order, Origin: Include, Weighting: 1/x, Axis trans: None

	#	Name	Type	Std. Conc	RT	Area	IS Area	Response	Conc.	%Dev	Conc. Flag	CoD	CoD Flag	x=excluded
1	1	180228M1_2	Standard	0.250	5.12	55.201	15975.155	0.043	0.2	-18.2	NO	0.994	NO	MM
2	2	180228M1_3	Standard	0.500	5.13	165.415	15272.082	0.135	0.5	6.1	NO	0.994	NO	bb
3	3	180228M1_4	Standard	1.000	5.12	273.991	16212.780	0.211	0.8	-20.1	NO	0.994	NO	bb
4	4	180228M1_5	Standard	2.000	5.12	772.434	15592.995	0.619	2.3	12.5	NO	0.994	NO	bb
5	5	180228M1_6	Standard	5.000	5.12	1417.296	15321.488	1.156	4.2	-16.4	NO	0.994	NO	bb
6	6	180228M1_7	Standard	10.000	5.12	3769.451	14524.955	3.244	11.9	18.8	NO	0.994	NO	bb
7	7	180228M1_8	Standard	50.000	5.12	15738.398	16742.660	11.750	47.7	-4.7	NO	0.994	NO	MM
8	8	180228M1_9	Standard	100.000	5.12	28384.828	17006.066	20.864	101.6	1.6	NO	0.994	NO	bb
9	9	180228M1_10	Standard	250.000	5.12	67233.742	16192.753	51.901			NO	0.994	NO	MMXI
10	10	180228M1_11	Standard	500.000	5.12	117449.680	14858.598	98.806			NO	0.994	NO	MMXI

Dataset: F:\Projects\PFAS.PRO\Results\180228M1\180228M1-CRV.qld

Last Altered: Thursday, March 01, 2018 12:54:21 Pacific Standard Time
Printed: Thursday, March 01, 2018 12:56:34 Pacific Standard Time

Compound name: PFNS
Coefficient of Determination: R^2 = 0.998832
Calibration curve: -0.000125046 * x^2 + 0.804667 * x + 2.62258e-005
Response type: Internal Std (Ref 43), Area * (IS Conc. / IS Area)
Curve type: 2nd Order, Origin: Exclude, Weighting: 1/x, Axis trans: None

	# Name	Type	Std. Conc	RT	Area	IS Area	Response	Conc.	%Dev	Conc. Flag	CoD	CoD Flag	x=excluded
1	1 180228M1_2	Standard	0.250	5.21	49.053	3308.733	0.185	0.2	-7.9	NO	0.999	NO	MM
2	2 180228M1_3	Standard	0.500	5.22	108.897	3954.106	0.344	0.4	-14.4	NO	0.999	NO	MM
3	3 180228M1_4	Standard	1.000	5.21	233.816	3814.397	0.766	1.0	-4.8	NO	0.999	NO	MM
4	4 180228M1_5	Standard	2.000	5.21	529.334	3921.420	1.687	2.1	4.9	NO	0.999	NO	MM
5	5 180228M1_6	Standard	5.000	5.21	1309.990	4153.437	3.942	4.9	-1.9	NO	0.999	NO	MM
6	6 180228M1_7	Standard	10.000	5.21	2714.145	3273.429	10.364	12.9	29.1	NO	0.999	NO	MM
7	7 180228M1_8	Standard	50.000	5.21	12828.746	4184.055	38.326	48.0	-4.0	NO	0.999	NO	MM
8	8 180228M1_9	Standard	100.000	5.21	23877.129	3794.025	78.667	99.3	-0.7	NO	0.999	NO	MM
9	9 180228M1_10	Standard	250.000	5.21	54537.754	3536.722	192.755	249.2	-0.3	NO	0.999	NO	MM
10	10 180228M1_11	Standard	500.000	5.21	102325.305	3442.114	371.593	500.8	0.2	NO	0.999	NO	MM

Compound name: N-MeFOSAA
Coefficient of Determination: R^2 = 0.998127
Calibration curve: 5.69203e-005 * x^2 + 1.34761 * x + -0.0729694
Response type: Internal Std (Ref 45), Area * (IS Conc. / IS Area)
Curve type: 2nd Order, Origin: Include, Weighting: 1/x, Axis trans: None

	# Name	Type	Std. Conc	RT	Area	IS Area	Response	Conc.	%Dev	Conc. Flag	CoD	CoD Flag	x=excluded
1	1 180228M1_2	Standard	0.250	5.30	130.873	5843.707	0.280	0.3	4.8	NO	0.998	NO	bb
2	2 180228M1_3	Standard	0.500	5.30	223.163	6143.021	0.454	0.4	-21.8	NO	0.998	NO	MM
3	3 180228M1_4	Standard	1.000	5.30	683.767	6670.816	1.281	1.0	0.5	NO	0.998	NO	bb
4	4 180228M1_5	Standard	2.000	5.30	1184.379	6477.365	2.286	1.8	-12.5	NO	0.998	NO	bb
5	5 180228M1_6	Standard	5.000	5.30	3204.028	6058.855	6.610	5.0	-0.8	NO	0.998	NO	bb
6	6 180228M1_7	Standard	10.000	5.30	6161.288	5247.615	14.676	10.9	9.4	NO	0.998	NO	bb
7	7 180228M1_8	Standard	50.000	5.30	35403.832	7100.981	62.322	46.2	-7.6	NO	0.998	NO	MM
8	8 180228M1_9	Standard	100.000	5.30	65449.563	5519.915	148.212	109.5	9.5	NO	0.998	NO	bb
9	9 180228M1_10	Standard	250.000	5.30	162801.625	6215.069	327.433	240.6	-3.8	NO	0.998	NO	MM
10	10 180228M1_11	Standard	500.000	5.30	287466.844	5190.166	692.335	503.1	0.6	NO	0.998	NO	MM

Vista Analytical Laboratory

Dataset: F:\Projects\PFAS.PRO\Results\180228M1\180228M1-CRV.qld

Last Altered: Thursday, March 01, 2018 12:54:21 Pacific Standard Time
Printed: Thursday, March 01, 2018 12:56:34 Pacific Standard Time

Compound name: N-EtFOSAA
Coefficient of Determination: R^2 = 0.995033
Calibration curve: -1.91553e-005 * x^2 + 0.941653 * x + -0.0144873
Response type: Internal Std (Ref 46), Area * (IS Conc. / IS Area)
Curve type: 2nd Order, Origin: Include, Weighting: 1/x, Axis trans: None

	#	Name	Type	Std. Conc	RT	Area	IS Area	Response	Conc.	%Dev	Conc. Flag	CoD	CoD Flag	x=excluded
1	1	180228M1_2	Standard	0.250	5.46	110.188	6743.822	0.204	0.2	-7.1	NO	0.995	NO	bb
2	2	180228M1_3	Standard	0.500	5.46	236.259	7881.525	0.375	0.4	-17.3	NO	0.995	NO	bb
3	3	180228M1_4	Standard	1.000	5.46	461.670	6253.478	0.923	1.0	-0.5	NO	0.995	NO	bb
4	4	180228M1_5	Standard	2.000	5.47	928.335	6404.463	1.812	1.9	-3.0	NO	0.995	NO	bb
5	5	180228M1_6	Standard	5.000	5.46	2696.326	6927.984	4.865	5.2	3.6	NO	0.995	NO	bb
6	6	180228M1_7	Standard	10.000	5.46	5473.932	6831.834	10.015	10.7	6.5	NO	0.995	NO	MM
7	7	180228M1_8	Standard	50.000	5.46	26493.168	6397.491	51.765	55.0	10.1	NO	0.995	NO	MM
8	8	180228M1_9	Standard	100.000	5.46	46881.355	5678.724	103.195	109.9	9.9	NO	0.995	NO	bb
9	9	180228M1_10	Standard	250.000	5.46	104648.266	6239.269	209.657	223.7	-10.5	NO	0.995	NO	MM
10	10	180228M1_11	Standard	500.000	5.46	172460.891	4529.286	475.960	510.8	2.2	NO	0.995	NO	MM

Compound name: PFUdA
Coefficient of Determination: R^2 = 0.998571
Calibration curve: -0.000180071 * x^2 + 0.990692 * x + 0.104625
Response type: Internal Std (Ref 47), Area * (IS Conc. / IS Area)
Curve type: 2nd Order, Origin: Exclude, Weighting: 1/x, Axis trans: None

	#	Name	Type	Std. Conc	RT	Area	IS Area	Response	Conc.	%Dev	Conc. Flag	CoD	CoD Flag	x=excluded
1	1	180228M1_2	Standard	0.250	5.47	378.705	15925.958	0.297	0.2	-22.2	NO	0.999	NO	bb
2	2	180228M1_3	Standard	0.500	5.47	799.564	16298.963	0.613	0.5	2.7	NO	0.999	NO	bb
3	3	180228M1_4	Standard	1.000	5.47	1419.978	16704.424	1.063	1.0	-3.3	NO	0.999	NO	bb
4	4	180228M1_5	Standard	2.000	5.48	2604.123	15914.145	2.045	2.0	-2.0	NO	0.999	NO	bb
5	5	180228M1_6	Standard	5.000	5.47	7377.620	16755.396	5.504	5.5	9.1	NO	0.999	NO	MM
6	6	180228M1_7	Standard	10.000	5.47	11556.518	13171.220	10.968	11.0	9.9	NO	0.999	NO	MM
7	7	180228M1_8	Standard	50.000	5.47	65683.992	15299.396	53.666	54.6	9.2	NO	0.999	NO	MM
8	8	180228M1_9	Standard	100.000	5.47	127710.609	16325.921	97.782	100.4	0.4	NO	0.999	NO	MM
9	9	180228M1_10	Standard	250.000	5.47	286557.750	15903.018	225.238	237.5	-5.0	NO	0.999	NO	MM
10	10	180228M1_11	Standard	500.000	5.47	517394.375	14197.834	455.522	506.3	1.3	NO	0.999	NO	MM

Vista Analytical Laboratory

Dataset: F:\Projects\PFAS.PRO\Results\180228M1\180228M1-CRV.qld

Last Altered: Thursday, March 01, 2018 12:54:21 Pacific Standard Time
Printed: Thursday, March 01, 2018 12:56:34 Pacific Standard Time

Compound name: PFDS
Coefficient of Determination: R^2 = 0.994903
Calibration curve: -2.67114e-005 * x^2 + 0.232211 * x + 0.0711457
Response type: Internal Std (Ref 47), Area * (IS Conc. / IS Area)
Curve type: 2nd Order, Origin: Exclude, Weighting: 1/x, Axis trans: None

	#	Name	Type	Std. Conc	RT	Area	IS Area	Response	Conc.	%Dev	Conc. Flag	CoD	CoD Flag	x=excluded
1	1	180228M1_2	Standard	0.250	5.52	85.828	15925.958	0.067			NO	0.995	NO	bbXI
2	2	180228M1_3	Standard	0.500	5.52	205.588	16298.963	0.158	0.4	-25.5	NO	0.995	NO	bb
3	3	180228M1_4	Standard	1.000	5.52	352.678	16704.424	0.264	0.8	-17.0	NO	0.995	NO	bb
4	4	180228M1_5	Standard	2.000	5.53	818.813	15914.145	0.643	2.5	23.2	NO	0.995	NO	bb
5	5	180228M1_6	Standard	5.000	5.52	1439.640	16755.396	1.074	4.3	-13.6	NO	0.995	NO	bb
6	6	180228M1_7	Standard	10.000	5.52	3129.479	13171.220	2.970	12.5	25.0	NO	0.995	NO	bb
7	7	180228M1_8	Standard	50.000	5.52	15212.284	15299.396	12.429	53.5	7.1	NO	0.995	NO	MM
8	8	180228M1_9	Standard	100.000	5.52	32600.979	16325.921	24.961	108.5	8.5	NO	0.995	NO	MM
9	9	180228M1_10	Standard	250.000	5.52	64873.668	15903.018	50.992	225.1	-10.0	NO	0.995	NO	MM
10	10	180228M1_11	Standard	500.000	5.52	126930.391	14197.834	111.752	511.0	2.2	NO	0.995	NO	MM

Compound name: PFDoA
Coefficient of Determination: R^2 = 0.996546
Calibration curve: 0.000353853 * x^2 + 1.24337 * x + 0.0715804
Response type: Internal Std (Ref 48), Area * (IS Conc. / IS Area)
Curve type: 2nd Order, Origin: Exclude, Weighting: 1/x, Axis trans: None

	#	Name	Type	Std. Conc	RT	Area	IS Area	Response	Conc.	%Dev	Conc. Flag	CoD	CoD Flag	x=excluded
1	1	180228M1_2	Standard	0.250	5.76	348.606	12664.562	0.344	0.2	-12.3	NO	0.997	NO	MM
2	2	180228M1_3	Standard	0.500	5.76	614.000	13667.324	0.562	0.4	-21.2	NO	0.997	NO	bb
3	3	180228M1_4	Standard	1.000	5.76	1555.454	11601.383	1.676	1.3	29.0	NO	0.997	NO	bb
4	4	180228M1_5	Standard	2.000	5.76	3124.298	15959.081	2.447	1.9	-4.5	NO	0.997	NO	bd
5	5	180228M1_6	Standard	5.000	5.76	6492.560	13821.734	5.872	4.7	-6.8	NO	0.997	NO	MM
6	6	180228M1_7	Standard	10.000	5.76	13875.409	12346.844	14.048	11.2	12.0	NO	0.997	NO	MM
7	7	180228M1_8	Standard	50.000	5.76	68623.852	13961.359	61.441	48.7	-2.6	NO	0.997	NO	MM
8	8	180228M1_9	Standard	100.000	5.76	141221.000	12237.205	144.254	112.4	12.4	NO	0.997	NO	MM
9	9	180228M1_10	Standard	250.000	5.76	312183.313	12681.970	307.704	232.1	-7.2	NO	0.997	NO	MM
10	10	180228M1_11	Standard	500.000	5.76	624633.125	10847.883	719.764	506.0	1.2	NO	0.997	NO	MM

Dataset: F:\Projects\PFAS.PRO\Results\180228M1\180228M1-CRV.qld

Last Altered: Thursday, March 01, 2018 12:54:21 Pacific Standard Time
Printed: Thursday, March 01, 2018 12:56:34 Pacific Standard Time

Compound name: N-MeFOSA
Correlation coefficient: r = 0.998328, r^2 = 0.996659
Calibration curve: 0.940855 * x + 0.495265
Response type: Internal Std (Ref 49), Area * (IS Conc. / IS Area)
Curve type: Linear, Origin: Include, Weighting: 1/x, Axis trans: None

	#	Name	Type	Std. Conc	RT	Area	IS Area	Response	Conc.	%Dev	Conc. Flag	CoD	CoD Flag	x=excluded
1	1	180228M1_2	Standard	1.250	5.96	267.646	24123.371	1.664	1.2	-0.6	NO	0.997	NO	bb
2	2	180228M1_3	Standard	2.500	5.96	389.715	25730.398	2.272	1.9	-24.5	NO	0.997	NO	bb
3	3	180228M1_4	Standard	5.000	5.96	806.205	22015.213	5.493	5.3	6.2	NO	0.997	NO	bb
4	4	180228M1_5	Standard	10.000	5.96	1801.175	24178.787	11.174	11.4	13.5	NO	0.997	NO	bb
5	5	180228M1_6	Standard	25.000	5.96	4200.801	24319.254	25.910	27.0	8.1	NO	0.997	NO	MM
6	6	180228M1_7	Standard	50.000	5.96	8308.490	22051.787	56.516	59.5	19.1	NO	0.997	NO	MM
7	7	180228M1_8	Standard	250.000	5.96	44015.723	23920.039	276.018	292.8	17.1	NO	0.997	NO	MM
8	8	180228M1_9	Standard	500.000	5.96	82756.898	24590.004	504.820	536.0	7.2	NO	0.997	NO	MM
9	9	180228M1_10	Standard	1250.000	5.96	189020.813	24281.357	1167.691	1240.6	-0.8	NO	0.997	NO	MM
10	10	180228M1_11	Standard	2500.000	5.96	339691.594	22392.834	2275.448	2418.0	-3.3	NO	0.997	NO	MM

Compound name: PFTrDA
Coefficient of Determination: R^2 = 0.995409
Calibration curve: -0.000182428 * x^2 + 1.46369 * x + -0.00500415
Response type: Internal Std (Ref 48), Area * (IS Conc. / IS Area)
Curve type: 2nd Order, Origin: Exclude, Weighting: 1/x, Axis trans: None

	#	Name	Type	Std. Conc	RT	Area	IS Area	Response	Conc.	%Dev	Conc. Flag	CoD	CoD Flag	x=excluded
1	1	180228M1_2	Standard	0.250	6.01	402.704	12664.562	0.397	0.3	10.0	NO	0.995	NO	bb
2	2	180228M1_3	Standard	0.500	6.01	829.354	13667.324	0.759	0.5	4.3	NO	0.995	NO	bb
3	3	180228M1_4	Standard	1.000	6.01	1420.583	11601.383	1.531	1.0	4.9	NO	0.995	NO	bb
4	4	180228M1_5	Standard	2.000	6.01	3323.685	15959.081	2.603	1.8	-10.9	NO	0.995	NO	bb
5	5	180228M1_6	Standard	5.000	6.01	6780.724	13821.734	6.132	4.2	-16.1	NO	0.995	NO	MM
6	6	180228M1_7	Standard	10.000	6.00	15322.589	12346.844	15.513	10.6	6.2	NO	0.995	NO	MM
7	7	180228M1_8	Standard	50.000	6.01	74660.984	13961.359	66.846	45.9	-8.1	NO	0.995	NO	MM
8	8	180228M1_9	Standard	100.000	6.01	162842.297	12237.205	166.339	115.3	15.3	NO	0.995	NO	MM
9	9	180228M1_10	Standard	250.000	6.00	335956.063	12681.970	331.136	233.0	-6.8	NO	0.995	NO	MM
10	10	180228M1_11	Standard	500.000	6.01	602399.563	10847.883	694.144	506.2	1.2	NO	0.995	NO	MM

Vista Analytical Laboratory

Dataset: F:\Projects\PFAS.PRO\Results\180228M1\180228M1-CRV.qld

Last Altered: Thursday, March 01, 2018 12:54:21 Pacific Standard Time
Printed: Thursday, March 01, 2018 12:56:34 Pacific Standard Time

Compound name: PFTeDA
Coefficient of Determination: R^2 = 0.994512
Calibration curve: -0.00192235 * x^2 + 2.41092 * x + 0.0485061
Response type: Internal Std (Ref 50), Area * (IS Conc. / IS Area)
Curve type: 2nd Order, Origin: Exclude, Weighting: 1/x, Axis trans: None

	#	Name	Type	Std. Conc	RT	Area	IS Area	Response	Conc.	%Dev	Conc. Flag	CoD	CoD Flag	x=excluded
1	1	180228M1_2	Standard	0.250	6.23	270.737	5738.226	0.590	0.2	-10.2	NO	0.995	NO	bb
2	2	180228M1_3	Standard	0.500	6.22	612.733	5226.793	1.465	0.6	17.6	NO	0.995	NO	bb
3	3	180228M1_4	Standard	1.000	6.22	943.881	5577.219	2.115	0.9	-14.2	NO	0.995	NO	bb
4	4	180228M1_5	Standard	2.000	6.23	2603.468	6212.966	5.238	2.2	7.8	NO	0.995	NO	bb
5	5	180228M1_6	Standard	5.000	6.22	5561.941	6236.167	11.149	4.6	-7.6	NO	0.995	NO	MM
6	6	180228M1_7	Standard	10.000	6.22	10385.655	5714.606	22.717	9.5	-5.3	NO	0.995	NO	MM
7	7	180228M1_8	Standard	50.000	6.22	68382.102	6118.993	139.692	60.9	21.8	NO	0.995	NO	MM
8	8	180228M1_9	Standard	100.000	6.22	102162.563	6182.767	206.547	92.5	-7.5	NO	0.995	NO	MM
9	9	180228M1_10	Standard	250.000	6.22	239234.953	6388.818	468.074	240.1	-4.0	NO	0.995	NO	MM
10	10	180228M1_11	Standard	500.000	6.22	378496.281	6455.305	732.917	517.6	3.5	NO	0.995	NO	MM

Compound name: N-EtFOSA
Coefficient of Determination: R^2 = 0.999889
Calibration curve: -4.63839e-005 * x^2 + 0.925145 * x + 0.0552316
Response type: Internal Std (Ref 51), Area * (IS Conc. / IS Area)
Curve type: 2nd Order, Origin: Exclude, Weighting: 1/x, Axis trans: None

	#	Name	Type	Std. Conc	RT	Area	IS Area	Response	Conc.	%Dev	Conc. Flag	CoD	CoD Flag	x=excluded
1	1	180228M1_2	Standard	1.250	6.37	340.693	37026.734	1.380	1.4	14.6	NO	1.000	NO	bb
2	2	180228M1_3	Standard	2.500	6.37	569.542	37631.148	2.270	2.4	-4.2	NO	1.000	NO	bb
3	3	180228M1_4	Standard	5.000	6.37	980.938	35633.254	4.129	4.4	-11.9	NO	1.000	NO	bb
4	4	180228M1_5	Standard	10.000	6.37	2341.711	37774.215	9.299	10.0	-0.0	NO	1.000	NO	bb
5	5	180228M1_6	Standard	25.000	6.37	5699.142	38238.086	22.357	24.1	-3.5	NO	1.000	NO	MM
6	6	180228M1_7	Standard	50.000	6.37	11188.006	34379.707	48.814	52.8	5.7	NO	1.000	NO	MM
7	7	180228M1_8	Standard	250.000	6.37	58475.684	38303.004	228.999	250.6	0.2	NO	1.000	NO	MM
8	8	180228M1_9	Standard	500.000	6.37	110023.188	37093.738	444.913	493.0	-1.4	NO	1.000	NO	MM
9	9	180228M1_10	Standard	1250.000	6.37	254791.813	35056.164	1090.215	1257.7	0.6	NO	1.000	NO	MM
10	10	180228M1_11	Standard	2500.000	6.37	416468.750	30909.936	2021.043	2497.1	-0.1	NO	1.000	NO	MM

Vista Analytical Laboratory

Dataset: F:\Projects\PFAS.PRO\Results\180228M1\180228M1-CRV.qld

Last Altered: Thursday, March 01, 2018 12:54:21 Pacific Standard Time
Printed: Thursday, March 01, 2018 12:56:34 Pacific Standard Time

Compound name: PFHxDA
Coefficient of Determination: R^2 = 0.998985
Calibration curve: -0.000424355 * x^2 + 0.627384 * x + 0.0611432
Response type: Internal Std (Ref 52), Area * (IS Conc. / IS Area)
Curve type: 2nd Order, Origin: Exclude, Weighting: 1/x, Axis trans: None

	#	Name	Type	Std. Conc	RT	Area	IS Area	Response	Conc.	%Dev	Conc. Flag	CoD	CoD Flag	x=excluded
1	1	180228M1_2	Standard	0.250	6.56	182.948	3935.899	0.232	0.3	9.2	NO	0.999	NO	bb
2	2	180228M1_3	Standard	0.500	6.56	278.575	4627.415	0.301	0.4	-23.5	NO	0.999	NO	bb
3	3	180228M1_4	Standard	1.000	6.56	583.744	4049.397	0.721	1.1	5.2	NO	0.999	NO	bb
4	4	180228M1_5	Standard	2.000	6.56	1243.544	4607.287	1.350	2.1	2.8	NO	0.999	NO	bb
5	5	180228M1_6	Standard	5.000	6.56	2700.197	4536.337	2.976	4.7	-6.8	NO	0.999	NO	bb
6	6	180228M1_7	Standard	10.000	6.56	5425.577	3803.405	7.133	11.4	13.6	NO	0.999	NO	bd
7	7	180228M1_8	Standard	50.000	6.56	28599.943	4814.688	29.701	48.9	-2.3	NO	0.999	NO	MM
8	8	180228M1_9	Standard	100.000	6.56	52290.676	4297.296	60.841	104.2	4.2	NO	0.999	NO	MM
9	9	180228M1_10	Standard	250.000	6.56	122119.469	4819.745	126.687	241.2	-3.5	NO	0.999	NO	MM
10	10	180228M1_11	Standard	500.000	6.56	206602.734	4940.089	209.108	507.2	1.4	NO	0.999	NO	MM

Compound name: PFODA
Coefficient of Determination: R^2 = 0.997491
Calibration curve: -0.000302638 * x^2 + 0.675498 * x + 0.0110733
Response type: Internal Std (Ref 52), Area * (IS Conc. / IS Area)
Curve type: 2nd Order, Origin: Include, Weighting: 1/x, Axis trans: None

	#	Name	Type	Std. Conc	RT	Area	IS Area	Response	Conc.	%Dev	Conc. Flag	CoD	CoD Flag	x=excluded
1	1	180228M1_2	Standard	0.250	6.80	171.865	3935.899	0.218	0.3	22.7	NO	0.997	NO	bb
2	2	180228M1_3	Standard	0.500	6.79	293.227	4627.415	0.317	0.5	-9.5	NO	0.997	NO	bb
3	3	180228M1_4	Standard	1.000	6.80	478.583	4049.397	0.591	0.9	-14.1	NO	0.997	NO	bb
4	4	180228M1_5	Standard	2.000	6.79	1281.147	4607.287	1.390	2.0	2.2	NO	0.997	NO	bb
5	5	180228M1_6	Standard	5.000	6.79	2883.985	4536.337	3.179	4.7	-6.0	NO	0.997	NO	bb
6	6	180228M1_7	Standard	10.000	6.79	5554.042	3803.405	7.301	10.8	8.5	NO	0.997	NO	bb
7	7	180228M1_8	Standard	50.000	6.79	31334.826	4814.688	32.541	49.2	-1.5	NO	0.997	NO	MM
8	8	180228M1_9	Standard	100.000	6.79	60444.203	4297.296	70.328	109.5	9.5	NO	0.997	NO	bb
9	9	180228M1_10	Standard	250.000	6.79	135907.750	4819.745	140.991	233.0	-6.8	NO	0.997	NO	MM
10	10	180228M1_11	Standard	500.000	6.79	262290.781	4940.089	265.472	509.1	1.8	NO	0.997	NO	MM

Vista Analytical Laboratory

Dataset: F:\Projects\PFAS.PRO\Results\180228M1\180228M1-CRV.qld

Last Altered: Thursday, March 01, 2018 12:54:21 Pacific Standard Time
Printed: Thursday, March 01, 2018 12:56:34 Pacific Standard Time

Compound name: N-MeFOSE
Correlation coefficient: r = 0.998755, r^2 = 0.997511
Calibration curve: 1.05289 * x + -0.00995271
Response type: Internal Std (Ref 53), Area * (IS Conc. / IS Area)
Curve type: Linear, Origin: Exclude, Weighting: 1/x, Axis trans: None

	#	Name	Type	Std. Conc	RT	Area	IS Area	Response	Conc.	%Dev	Conc. Flag	CoD	CoD Flag	x=excluded
1	1	180228M1_2	Standard	1.250	6.50	296.123	30725.480	1.446	1.4	10.6	NO	0.998	NO	bb
2	2	180228M1_3	Standard	2.500	6.50	612.079	31417.459	2.922	2.8	11.4	NO	0.998	NO	bb
3	3	180228M1_4	Standard	5.000	6.50	944.744	30768.074	4.606	4.4	-12.3	NO	0.998	NO	bb
4	4	180228M1_5	Standard	10.000	6.50	1858.745	27961.176	9.971	9.5	-5.2	NO	0.998	NO	bb
5	5	180228M1_6	Standard	25.000	6.50	4873.767	27676.352	26.415	25.1	0.4	NO	0.998	NO	MM
6	6	180228M1_7	Standard	50.000	6.50	8917.082	27794.805	48.123	45.7	-8.6	NO	0.998	NO	MM
7	7	180228M1_8	Standard	250.000	6.50	58890.406	31259.994	282.584	268.4	7.4	NO	0.998	NO	MM
8	8	180228M1_9	Standard	500.000	6.50	111681.906	31568.895	530.658	504.0	0.8	NO	0.998	NO	MM
9	9	180228M1_10	Standard	1250.000	6.50	278239.781	34289.055	1217.180	1156.1	-7.5	NO	0.998	NO	MM
10	10	180228M1_11	Standard	2500.000	6.50	470776.469	26031.857	2712.694	2576.4	3.1	NO	0.998	NO	MM

Compound name: N-EtFOSE
Coefficient of Determination: R^2 = 0.997385
Calibration curve: -2.41702e-005 * x^2 + 1.20622 * x + 0.0810787
Response type: Internal Std (Ref 54), Area * (IS Conc. / IS Area)
Curve type: 2nd Order, Origin: Exclude, Weighting: 1/x, Axis trans: None

	#	Name	Type	Std. Conc	RT	Area	IS Area	Response	Conc.	%Dev	Conc. Flag	CoD	CoD Flag	x=excluded
1	1	180228M1_2	Standard	1.250	6.65	284.228	28847.656	1.478	1.2	-7.4	NO	0.997	NO	bb
2	2	180228M1_3	Standard	2.500	6.65	544.154	27341.713	2.985	2.4	-3.7	NO	0.997	NO	bb
3	3	180228M1_4	Standard	5.000	6.65	1013.810	28330.986	5.368	4.4	-12.3	NO	0.997	NO	bb
4	4	180228M1_5	Standard	10.000	6.65	2504.453	28096.668	13.371	11.0	10.2	NO	0.997	NO	bb
5	5	180228M1_6	Standard	25.000	6.64	5889.724	30023.010	29.426	24.3	-2.6	NO	0.997	NO	bb
6	6	180228M1_7	Standard	50.000	6.65	10711.698	25378.398	63.312	52.5	5.0	NO	0.997	NO	MM
7	7	180228M1_8	Standard	250.000	6.65	61302.559	26526.193	346.653	289.0	15.6	NO	0.997	NO	MM
8	8	180228M1_9	Standard	500.000	6.65	117654.766	29547.035	597.292	500.1	0.0	NO	0.997	NO	MM
9	9	180228M1_10	Standard	1250.000	6.65	257220.953	27931.848	1381.332	1172.7	-6.2	NO	0.997	NO	MM
10	10	180228M1_11	Standard	2500.000	6.65	523318.969	27028.889	2904.220	2536.6	1.5	NO	0.997	NO	MM

Dataset: F:\Projects\PFAS.PRO\Results\180228M1\180228M1-CRV.qld

Last Altered: Thursday, March 01, 2018 12:54:21 Pacific Standard Time
Printed: Thursday, March 01, 2018 12:56:34 Pacific Standard Time

Compound name: 13C3-PFBA
Response Factor: 0.868851
RRF SD: 0.0356622, Relative SD: 4.10452
Response type: Internal Std (Ref 55), Area * (IS Conc. / IS Area)
Curve type: RF

	# Name	Type	Std. Conc	RT	Area	IS Area	Response	Conc.	%Dev	Conc. Flag	CoD	CoD Flag	x=excluded
1	1 180228M1_2	Standard	12.500	1.47	9482.349	11593.348	10.224	11.8	-5.9	NO		NO	MM
2	2 180228M1_3	Standard	12.500	1.47	10405.057	11931.247	10.901	12.5	0.4	NO		NO	MM
3	3 180228M1_4	Standard	12.500	1.47	7784.448	9237.063	10.534	12.1	-3.0	NO		NO	MM
4	4 180228M1_5	Standard	12.500	1.47	10499.210	11507.105	11.405	13.1	5.0	NO		NO	bb
5	5 180228M1_6	Standard	12.500	1.47	10272.636	11491.565	11.174	12.9	2.9	NO		NO	MM
6	6 180228M1_7	Standard	12.500	1.47	8094.981	9016.525	11.222	12.9	3.3	NO		NO	bb
7	7 180228M1_8	Standard	12.500	1.47	10146.749	12241.607	10.361	11.9	-4.6	NO		NO	MM
8	8 180228M1_9	Standard	12.500	1.47	10209.916	12272.524	10.399	12.0	-4.2	NO		NO	MM
9	9 180228M1_10	Standard	12.500	1.47	10188.778	11566.592	11.011	12.7	1.4	NO		NO	MM
10	10 180228M1_11	Standard	12.500	1.47	10417.884	11448.815	11.374	13.1	4.7	NO		NO	MM

Compound name: 13C3-PFPeA
Response Factor: 0.977712
RRF SD: 0.055538, Relative SD: 5.6804
Response type: Internal Std (Ref 56), Area * (IS Conc. / IS Area)
Curve type: RF

	# Name	Type	Std. Conc	RT	Area	IS Area	Response	Conc.	%Dev	Conc. Flag	CoD	CoD Flag	x=excluded
1	1 180228M1_2	Standard	12.500	2.43	14785.717	15645.559	11.813	12.1	-3.3	NO		NO	MM
2	2 180228M1_3	Standard	12.500	2.43	15577.599	16505.916	11.797	12.1	-3.5	NO		NO	MM
3	3 180228M1_4	Standard	12.500	2.43	13667.284	13683.021	12.486	12.8	2.2	NO		NO	MM
4	4 180228M1_5	Standard	12.500	2.43	14969.095	15625.989	11.975	12.2	-2.0	NO		NO	MM
5	5 180228M1_6	Standard	12.500	2.43	15060.083	14420.662	13.054	13.4	6.8	NO		NO	MM
6	6 180228M1_7	Standard	12.500	2.43	13277.061	14401.465	11.524	11.8	-5.7	NO		NO	MM
7	7 180228M1_8	Standard	12.500	2.43	14578.932	16223.547	11.233	11.5	-8.1	NO		NO	MM
8	8 180228M1_9	Standard	12.500	2.43	15053.539	14038.947	13.403	13.7	9.7	NO		NO	bb
9	9 180228M1_10	Standard	12.500	2.43	14095.015	13796.276	12.771	13.1	4.5	NO		NO	bb
10	10 180228M1_11	Standard	12.500	2.43	13122.153	13490.551	12.159	12.4	-0.5	NO		NO	MM

Dataset: F:\Projects\PFAS.PRO\Results\180228M1\180228M1-CRV.qld

Last Altered: Thursday, March 01, 2018 12:54:21 Pacific Standard Time
Printed: Thursday, March 01, 2018 12:56:34 Pacific Standard Time

Compound name: 13C3-PFBS
Response Factor: 0.123368
RRF SD: 0.00954076, Relative SD: 7.73358
Response type: Internal Std (Ref 56), Area * (IS Conc. / IS Area)
Curve type: RF

	# Name	Type	Std. Conc	RT	Area	IS Area	Response	Conc.	%Dev	Conc. Flag	CoD	CoD Flag	x=excluded
1	1 180228M1_2	Standard	12.500	2.71	1855.292	15645.559	1.482	12.0	-3.9	NO		NO	bb
2	2 180228M1_3	Standard	12.500	2.71	1853.660	16505.916	1.404	11.4	-9.0	NO		NO	bb
3	3 180228M1_4	Standard	12.500	2.70	1807.427	13683.021	1.651	13.4	7.1	NO		NO	bb
4	4 180228M1_5	Standard	12.500	2.71	1822.526	15625.989	1.458	11.8	-5.5	NO		NO	bb
5	5 180228M1_6	Standard	12.500	2.70	2069.823	14420.662	1.794	14.5	16.3	NO		NO	bb
6	6 180228M1_7	Standard	12.500	2.70	1697.783	14401.465	1.474	11.9	-4.4	NO		NO	bb
7	7 180228M1_8	Standard	12.500	2.70	1943.352	16223.547	1.497	12.1	-2.9	NO		NO	bb
8	8 180228M1_9	Standard	12.500	2.70	1833.062	14038.947	1.632	13.2	5.8	NO		NO	bb
9	9 180228M1_10	Standard	12.500	2.70	1734.008	13796.276	1.571	12.7	1.9	NO		NO	bb
10	10 180228M1_11	Standard	12.500	2.70	1573.035	13490.551	1.458	11.8	-5.5	NO		NO	bb

Compound name: 13C2-PFHxA
Response Factor: 0.711785
RRF SD: 0.0432026, Relative SD: 6.06961
Response type: Internal Std (Ref 56), Area * (IS Conc. / IS Area)
Curve type: RF

	# Name	Type	Std. Conc	RT	Area	IS Area	Response	Conc.	%Dev	Conc. Flag	CoD	CoD Flag	x=excluded
1	1 180228M1_2	Standard	5.000	3.20	4490.003	15645.559	3.587	5.0	0.8	NO		NO	MM
2	2 180228M1_3	Standard	5.000	3.20	4675.511	16505.916	3.541	5.0	-0.5	NO		NO	MM
3	3 180228M1_4	Standard	5.000	3.20	3777.600	13683.021	3.451	4.8	-3.0	NO		NO	MM
4	4 180228M1_5	Standard	5.000	3.20	4051.851	15625.989	3.241	4.6	-8.9	NO		NO	bb
5	5 180228M1_6	Standard	5.000	3.20	4362.427	14420.662	3.781	5.3	6.3	NO		NO	bb
6	6 180228M1_7	Standard	5.000	3.20	3889.484	14401.465	3.376	4.7	-5.1	NO		NO	MM
7	7 180228M1_8	Standard	5.000	3.20	4285.701	16223.547	3.302	4.6	-7.2	NO		NO	MM
8	8 180228M1_9	Standard	5.000	3.20	4128.800	14038.947	3.676	5.2	3.3	NO		NO	bb
9	9 180228M1_10	Standard	5.000	3.20	4293.219	13796.276	3.890	5.5	9.3	NO		NO	bb
10	10 180228M1_11	Standard	5.000	3.20	4040.133	13490.551	3.743	5.3	5.2	NO		NO	MM

Vista Analytical Laboratory

Dataset: F:\Projects\PFAS.PRO\Results\180228M1\180228M1-CRV.qld

Last Altered: Thursday, March 01, 2018 12:54:21 Pacific Standard Time
Printed: Thursday, March 01, 2018 12:56:34 Pacific Standard Time

Compound name: 13C4-PFHpA
Response Factor: 0.677842
RRF SD: 0.041447, Relative SD: 6.11455
Response type: Internal Std (Ref 56), Area * (IS Conc. / IS Area)
Curve type: RF

	# Name	Type	Std. Conc	RT	Area	IS Area	Response	Conc.	%Dev	Conc. Flag	CoD	CoD Flag	x=excluded
1	1 180228M1_2	Standard	12.500	3.81	9494.082	15645.559	7.585	11.2	-10.5	NO		NO	MM
2	2 180228M1_3	Standard	12.500	3.81	10729.822	16505.916	8.126	12.0	-4.1	NO		NO	MM
3	3 180228M1_4	Standard	12.500	3.81	9187.313	13683.021	8.393	12.4	-0.9	NO		NO	MM
4	4 180228M1_5	Standard	12.500	3.81	10462.907	15625.989	8.370	12.3	-1.2	NO		NO	MM
5	5 180228M1_6	Standard	12.500	3.81	10618.592	14420.662	9.204	13.6	8.6	NO		NO	bb
6	6 180228M1_7	Standard	12.500	3.81	9470.683	14401.465	8.220	12.1	-3.0	NO		NO	MM
7	7 180228M1_8	Standard	12.500	3.81	10641.383	16223.547	8.199	12.1	-3.2	NO		NO	MM
8	8 180228M1_9	Standard	12.500	3.81	9901.633	14038.947	8.816	13.0	4.1	NO		NO	MM
9	9 180228M1_10	Standard	12.500	3.81	10273.245	13796.276	9.308	13.7	9.9	NO		NO	MM
10	10 180228M1_11	Standard	12.500	3.81	9182.921	13490.551	8.509	12.6	0.4	NO		NO	MM

Compound name: 18O2-PFHxS
Response Factor: 0.39248
RRF SD: 0.0243553, Relative SD: 6.20549
Response type: Internal Std (Ref 57), Area * (IS Conc. / IS Area)
Curve type: RF

	# Name	Type	Std. Conc	RT	Area	IS Area	Response	Conc.	%Dev	Conc. Flag	CoD	CoD Flag	x=excluded
1	1 180228M1_2	Standard	12.500	3.96	1424.949	3801.723	4.685	11.9	-4.5	NO		NO	bb
2	2 180228M1_3	Standard	12.500	3.96	1527.789	3871.015	4.933	12.6	0.6	NO		NO	bb
3	3 180228M1_4	Standard	12.500	3.96	1372.598	3053.002	5.620	14.3	14.6	NO		NO	bb
4	4 180228M1_5	Standard	12.500	3.96	1530.425	3804.823	5.028	12.8	2.5	NO		NO	bb
5	5 180228M1_6	Standard	12.500	3.96	1347.034	3363.173	5.007	12.8	2.0	NO		NO	bb
6	6 180228M1_7	Standard	12.500	3.96	1241.597	3266.258	4.752	12.1	-3.1	NO		NO	bb
7	7 180228M1_8	Standard	12.500	3.96	1347.006	3681.151	4.574	11.7	-6.8	NO		NO	bb
8	8 180228M1_9	Standard	12.500	3.96	1275.631	3188.630	5.001	12.7	1.9	NO		NO	bb
9	9 180228M1_10	Standard	12.500	3.96	1258.126	3433.905	4.580	11.7	-6.6	NO		NO	MM
10	10 180228M1_11	Standard	12.500	3.96	1163.364	2979.374	4.881	12.4	-0.5	NO		NO	bb

Dataset: F:\Projects\PFAS.PRO\Results\180228M1\180228M1-CRV.qld

Last Altered: Thursday, March 01, 2018 12:54:21 Pacific Standard Time
Printed: Thursday, March 01, 2018 12:56:34 Pacific Standard Time

Compound name: 13C2-PFOA
Response Factor: 1.30787
RRF SD: 0.124372, Relative SD: 9.50954
Response type: Internal Std (Ref 58), Area * (IS Conc. / IS Area)
Curve type: RF

	# Name	Type	Std. Conc	RT	Area	IS Area	Response	Conc.	%Dev	Conc. Flag	CoD	CoD Flag	x=excluded
1	1 180228M1_2	Standard	12.500	4.34	15975.155	12318.786	16.210	12.4	-0.8	NO		NO	MM
2	2 180228M1_3	Standard	12.500	4.34	15272.082	12816.894	14.894	11.4	-8.9	NO		NO	MM
3	3 180228M1_4	Standard	12.500	4.34	16212.780	11239.981	18.030	13.8	10.3	NO		NO	MM
4	4 180228M1_5	Standard	12.500	4.34	15592.995	12526.418	15.560	11.9	-4.8	NO		NO	MM
5	5 180228M1_6	Standard	12.500	4.34	15321.488	12683.745	15.100	11.5	-7.6	NO		NO	MM
6	6 180228M1_7	Standard	12.500	4.34	14524.955	12527.379	14.493	11.1	-11.3	NO		NO	MM
7	7 180228M1_8	Standard	12.500	4.34	16742.660	12837.801	16.302	12.5	-0.3	NO		NO	bb
8	8 180228M1_9	Standard	12.500	4.34	17006.066	12030.187	17.670	13.5	8.1	NO		NO	MM
9	9 180228M1_10	Standard	12.500	4.34	16192.753	12772.780	15.847	12.1	-3.1	NO		NO	MM
10	10 180228M1_11	Standard	12.500	4.34	14858.598	9585.629	19.376	14.8	18.5	NO		NO	MM

Compound name: 13C5-PFNA
Response Factor: 0.976377
RRF SD: 0.136863, Relative SD: 14.0175
Response type: Internal Std (Ref 59), Area * (IS Conc. / IS Area)
Curve type: RF

	# Name	Type	Std. Conc	RT	Area	IS Area	Response	Conc.	%Dev	Conc. Flag	CoD	CoD Flag	x=excluded
1	1 180228M1_2	Standard	12.500	4.78	13386.770	11364.873	14.724	15.1	20.6	NO		NO	MM
2	2 180228M1_3	Standard	12.500	4.78	12355.240	14416.358	10.713	11.0	-12.2	NO		NO	MM
3	3 180228M1_4	Standard	12.500	4.78	13137.864	12634.902	12.998	13.3	6.5	NO		NO	MM
4	4 180228M1_5	Standard	12.500	4.78	12421.174	15210.487	10.208	10.5	-16.4	NO		NO	bb
5	5 180228M1_6	Standard	12.500	4.78	13044.806	14941.359	10.913	11.2	-10.6	NO		NO	MM
6	6 180228M1_7	Standard	12.500	4.77	9852.600	11539.751	10.672	10.9	-12.6	NO		NO	MM
7	7 180228M1_8	Standard	12.500	4.78	15582.357	12806.404	15.210	15.6	24.6	NO		NO	MM
8	8 180228M1_9	Standard	12.500	4.77	13310.964	13586.784	12.246	12.5	0.3	NO		NO	MM
9	9 180228M1_10	Standard	12.500	4.77	12809.956	13397.615	11.952	12.2	-2.1	NO		NO	bb
10	10 180228M1_11	Standard	12.500	4.78	11338.512	11419.050	12.412	12.7	1.7	NO		NO	bb

Dataset: F:\Projects\PFAS.PRO\Results\180228M1\180228M1-CRV.qld

Last Altered: Thursday, March 01, 2018 12:54:21 Pacific Standard Time
Printed: Thursday, March 01, 2018 12:56:34 Pacific Standard Time

Compound name: 13C8-PFOSA
Response Factor: 0.254282
RRF SD: 0.0244782, Relative SD: 9.62641
Response type: Internal Std (Ref 62), Area * (IS Conc. / IS Area)
Curve type: RF

	#	Name	Type	Std. Conc	RT	Area	IS Area	Response	Conc.	%Dev	Conc. Flag	CoD	CoD Flag	x=excluded
1	1	180228M1_2	Standard	12.500	4.84	3907.384	17003.807	2.872	11.3	-9.6	NO		NO	MM
2	2	180228M1_3	Standard	12.500	4.84	4658.614	18392.813	3.166	12.5	-0.4	NO		NO	bb
3	3	180228M1_4	Standard	12.500	4.84	4348.575	14425.266	3.768	14.8	18.6	NO		NO	MM
4	4	180228M1_5	Standard	12.500	4.84	4481.877	16583.193	3.378	13.3	6.3	NO		NO	MM
5	5	180228M1_6	Standard	12.500	4.84	3958.071	18456.570	2.681	10.5	-15.7	NO		NO	MM
6	6	180228M1_7	Standard	12.500	4.84	3967.696	16410.484	3.022	11.9	-4.9	NO		NO	MM
7	7	180228M1_8	Standard	12.500	4.84	4167.121	15542.622	3.351	13.2	5.4	NO		NO	MM
8	8	180228M1_9	Standard	12.500	4.84	4312.461	16255.121	3.316	13.0	4.3	NO		NO	bb
9	9	180228M1_10	Standard	12.500	4.84	3613.998	13938.016	3.241	12.7	2.0	NO		NO	bd
10	10	180228M1_11	Standard	12.500	4.84	3181.620	13307.343	2.989	11.8	-6.0	NO		NO	bb

Compound name: 13C8-PFOS
Response Factor: 1.04025
RRF SD: 0.061716, Relative SD: 5.93279
Response type: Internal Std (Ref 60), Area * (IS Conc. / IS Area)
Curve type: RF

	#	Name	Type	Std. Conc	RT	Area	IS Area	Response	Conc.	%Dev	Conc. Flag	CoD	CoD Flag	x=excluded
1	1	180228M1_2	Standard	12.500	4.86	3308.733	3201.792	12.918	12.4	-0.7	NO		NO	bb
2	2	180228M1_3	Standard	12.500	4.85	3954.106	3826.216	12.918	12.4	-0.7	NO		NO	bb
3	3	180228M1_4	Standard	12.500	4.85	3814.397	3490.879	13.658	13.1	5.0	NO		NO	bb
4	4	180228M1_5	Standard	12.500	4.86	3921.420	3961.236	12.374	11.9	-4.8	NO		NO	bb
5	5	180228M1_6	Standard	12.500	4.86	4153.437	4112.229	12.625	12.1	-2.9	NO		NO	MM
6	6	180228M1_7	Standard	12.500	4.85	3273.429	3587.525	11.406	11.0	-12.3	NO		NO	MM
7	7	180228M1_8	Standard	12.500	4.86	4184.055	4035.556	12.960	12.5	-0.3	NO		NO	bb
8	8	180228M1_9	Standard	12.500	4.85	3794.025	3354.516	14.138	13.6	8.7	NO		NO	bb
9	9	180228M1_10	Standard	12.500	4.85	3536.722	3280.875	13.475	13.0	3.6	NO		NO	MM
10	10	180228M1_11	Standard	12.500	4.85	3442.114	3173.011	13.560	13.0	4.3	NO		NO	bb

Vista Analytical Laboratory

Dataset: F:\Projects\PFAS.PRO\Results\180228M1\180228M1-CRV.qld

Last Altered: Thursday, March 01, 2018 12:54:21 Pacific Standard Time
Printed: Thursday, March 01, 2018 12:56:34 Pacific Standard Time

Compound name: 13C2-PFDA
Response Factor: 0.967028
RRF SD: 0.129972, Relative SD: 13.4404
Response type: Internal Std (Ref 61), Area * (IS Conc. / IS Area)
Curve type: RF

	# Name	Type	Std. Conc	RT	Area	IS Area	Response	Conc.	%Dev	Conc. Flag	CoD	CoD Flag	x=excluded
1	1 180228M1_2	Standard	12.500	5.15	14256.088	13225.322	13.474	13.9	11.5	NO		NO	MM
2	2 180228M1_3	Standard	12.500	5.15	14143.743	16018.604	11.037	11.4	-8.7	NO		NO	MM
3	3 180228M1_4	Standard	12.500	5.15	11984.702	14028.880	10.679	11.0	-11.7	NO		NO	MM
4	4 180228M1_5	Standard	12.500	5.15	13577.180	13571.068	12.506	12.9	3.5	NO		NO	MM
5	5 180228M1_6	Standard	12.500	5.15	14018.240	11861.205	14.773	15.3	22.2	NO		NO	MM
6	6 180228M1_7	Standard	12.500	5.15	10620.831	14274.159	9.301	9.6	-23.1	NO		NO	MM
7	7 180228M1_8	Standard	12.500	5.15	15840.696	14738.722	13.435	13.9	11.1	NO		NO	bb
8	8 180228M1_9	Standard	12.500	5.15	12124.715	13980.863	10.840	11.2	-10.3	NO		NO	MM
9	9 180228M1_10	Standard	12.500	5.15	13700.789	13835.551	12.378	12.8	2.4	NO		NO	bb
10	10 180228M1_11	Standard	12.500	5.15	12393.765	12437.702	12.456	12.9	3.0	NO		NO	MM

Compound name: d3-N-MeFOSAA
Response Factor: 0.381113
RRF SD: 0.0563944, Relative SD: 14.7973
Response type: Internal Std (Ref 62), Area * (IS Conc. / IS Area)
Curve type: RF

	# Name	Type	Std. Conc	RT	Area	IS Area	Response	Conc.	%Dev	Conc. Flag	CoD	CoD Flag	x=excluded
1	1 180228M1_2	Standard	12.500	5.30	5843.707	17003.807	4.296	11.3	-9.8	NO		NO	bb
2	2 180228M1_3	Standard	12.500	5.30	6143.021	18392.813	4.175	11.0	-12.4	NO		NO	bb
3	3 180228M1_4	Standard	12.500	5.30	6670.816	14425.266	5.780	15.2	21.3	NO		NO	bd
4	4 180228M1_5	Standard	12.500	5.30	6477.365	16583.193	4.882	12.8	2.5	NO		NO	bb
5	5 180228M1_6	Standard	12.500	5.30	6058.855	18456.570	4.103	10.8	-13.9	NO		NO	bd
6	6 180228M1_7	Standard	12.500	5.30	5247.615	16410.484	3.997	10.5	-16.1	NO		NO	bb
7	7 180228M1_8	Standard	12.500	5.30	7100.981	15542.622	5.711	15.0	19.9	NO		NO	bb
8	8 180228M1_9	Standard	12.500	5.30	5519.915	16255.121	4.245	11.1	-10.9	NO		NO	MM
9	9 180228M1_10	Standard	12.500	5.30	6215.069	13938.016	5.574	14.6	17.0	NO		NO	bb
10	10 180228M1_11	Standard	12.500	5.30	5190.166	13307.343	4.875	12.8	2.3	NO		NO	bb

Vista Analytical Laboratory

Dataset: F:\Projects\PFAS.PRO\Results\180228M1\180228M1-CRV.qld

Last Altered: Thursday, March 01, 2018 12:54:21 Pacific Standard Time
Printed: Thursday, March 01, 2018 12:56:34 Pacific Standard Time

Compound name: d5-N-EtFOSAA
Response Factor: 0.398547
RRF SD: 0.0357715, Relative SD: 8.97548
Response type: Internal Std (Ref 62), Area * (IS Conc. / IS Area)
Curve type: RF

	# Name	Type	Std. Conc	RT	Area	IS Area	Response	Conc.	%Dev	Conc. Flag	CoD	CoD Flag	x=excluded
1	1 180228M1_2	Standard	12.500	5.46	6743.822	17003.807	4.958	12.4	-0.5	NO		NO	bb
2	2 180228M1_3	Standard	12.500	5.46	7881.525	18392.813	5.356	13.4	7.5	NO		NO	MM
3	3 180228M1_4	Standard	12.500	5.45	6253.478	14425.266	5.419	13.6	8.8	NO		NO	bb
4	4 180228M1_5	Standard	12.500	5.46	6404.463	16583.193	4.828	12.1	-3.1	NO		NO	MM
5	5 180228M1_6	Standard	12.500	5.46	6927.984	18456.570	4.692	11.8	-5.8	NO		NO	MM
6	6 180228M1_7	Standard	12.500	5.46	6831.834	16410.484	5.204	13.1	4.5	NO		NO	bd
7	7 180228M1_8	Standard	12.500	5.46	6397.491	15542.622	5.145	12.9	3.3	NO		NO	MM
8	8 180228M1_9	Standard	12.500	5.46	5678.724	16255.121	4.367	11.0	-12.3	NO		NO	MM
9	9 180228M1_10	Standard	12.500	5.45	6239.269	13938.016	5.596	14.0	12.3	NO		NO	MM
10	10 180228M1_11	Standard	12.500	5.45	4529.286	13307.343	4.254	10.7	-14.6	NO		NO	bb

Compound name: 13C2-PFUdA
Response Factor: 0.984747
RRF SD: 0.112209, Relative SD: 11.3947
Response type: Internal Std (Ref 62), Area * (IS Conc. / IS Area)
Curve type: RF

	# Name	Type	Std. Conc	RT	Area	IS Area	Response	Conc.	%Dev	Conc. Flag	CoD	CoD Flag	x=excluded
1	1 180228M1_2	Standard	12.500	5.47	15925.958	17003.807	11.708	11.9	-4.9	NO		NO	bb
2	2 180228M1_3	Standard	12.500	5.47	16298.963	18392.813	11.077	11.2	-10.0	NO		NO	bb
3	3 180228M1_4	Standard	12.500	5.47	16704.424	14425.266	14.475	14.7	17.6	NO		NO	bb
4	4 180228M1_5	Standard	12.500	5.47	15914.145	16583.193	11.996	12.2	-2.5	NO		NO	MM
5	5 180228M1_6	Standard	12.500	5.47	16755.396	18456.570	11.348	11.5	-7.8	NO		NO	bb
6	6 180228M1_7	Standard	12.500	5.47	13171.220	16410.484	10.033	10.2	-18.5	NO		NO	bb
7	7 180228M1_8	Standard	12.500	5.47	15299.396	15542.622	12.304	12.5	-0.0	NO		NO	MM
8	8 180228M1_9	Standard	12.500	5.47	16325.921	16255.121	12.554	12.7	2.0	NO		NO	MM
9	9 180228M1_10	Standard	12.500	5.47	15903.018	13938.016	14.262	14.5	15.9	NO		NO	bb
10	10 180228M1_11	Standard	12.500	5.47	14197.834	13307.343	13.336	13.5	8.3	NO		NO	MM

Dataset: F:\Projects\PFAS.PRO\Results\180228M1\180228M1-CRV.qld

Last Altered: Thursday, March 01, 2018 12:54:21 Pacific Standard Time
Printed: Thursday, March 01, 2018 12:56:34 Pacific Standard Time

Compound name: 13C2-PFDoA
Response Factor: 0.813189
RRF SD: 0.0816459, Relative SD: 10.0402
Response type: Internal Std (Ref 62), Area * (IS Conc. / IS Area)
Curve type: RF

	# Name	Type	Std. Conc	RT	Area	IS Area	Response	Conc.	%Dev	Conc. Flag	CoD	CoD Flag	x=excluded
1	1 180228M1_2	Standard	12.500	5.76	12664.562	17003.807	9.310	11.4	-8.4	NO		NO	MM
2	2 180228M1_3	Standard	12.500	5.76	13667.324	18392.813	9.288	11.4	-8.6	NO		NO	bb
3	3 180228M1_4	Standard	12.500	5.76	11601.383	14425.266	10.053	12.4	-1.1	NO		NO	MM
4	4 180228M1_5	Standard	12.500	5.76	15959.081	16583.193	12.030	14.8	18.3	NO		NO	bb
5	5 180228M1_6	Standard	12.500	5.76	13821.734	18456.570	9.361	11.5	-7.9	NO		NO	MM
6	6 180228M1_7	Standard	12.500	5.76	12346.844	16410.484	9.405	11.6	-7.5	NO		NO	MM
7	7 180228M1_8	Standard	12.500	5.76	13961.359	15542.622	11.228	13.8	10.5	NO		NO	MM
8	8 180228M1_9	Standard	12.500	5.76	12237.205	16255.121	9.410	11.6	-7.4	NO		NO	MM
9	9 180228M1_10	Standard	12.500	5.76	12681.970	13938.016	11.374	14.0	11.9	NO		NO	MM
10	10 180228M1_11	Standard	12.500	5.76	10847.883	13307.343	10.190	12.5	0.2	NO		NO	MM

Compound name: d3-N-MeFOSA
Response Factor: 0.124499
RRF SD: 0.0114617, Relative SD: 9.20632
Response type: Internal Std (Ref 62), Area * (IS Conc. / IS Area)
Curve type: RF

	# Name	Type	Std. Conc	RT	Area	IS Area	Response	Conc.	%Dev	Conc. Flag	CoD	CoD Flag	x=excluded
1	1 180228M1_2	Standard	150.000	5.98	24123.371	17003.807	17.734	142.4	-5.0	NO		NO	MM
2	2 180228M1_3	Standard	150.000	5.98	25730.398	18392.813	17.487	140.5	-6.4	NO		NO	MM
3	3 180228M1_4	Standard	150.000	5.98	22015.213	14425.266	19.077	153.2	2.2	NO		NO	MM
4	4 180228M1_5	Standard	150.000	5.99	24178.787	16583.193	18.225	146.4	-2.4	NO		NO	MM
5	5 180228M1_6	Standard	150.000	5.98	24319.254	18456.570	16.471	132.3	-11.8	NO		NO	bb
6	6 180228M1_7	Standard	150.000	5.98	22051.787	16410.484	16.797	134.9	-10.1	NO		NO	MM
7	7 180228M1_8	Standard	150.000	5.98	23920.039	15542.622	19.237	154.5	3.0	NO		NO	MM
8	8 180228M1_9	Standard	150.000	5.98	24590.004	16255.121	18.909	151.9	1.3	NO		NO	MM
9	9 180228M1_10	Standard	150.000	5.98	24281.357	13938.016	21.776	174.9	16.6	NO		NO	MM
10	10 180228M1_11	Standard	150.000	5.98	22392.834	13307.343	21.034	169.0	12.6	NO		NO	MM

Dataset: F:\Projects\PFAS.PRO\Results\180228M1\180228M1-CRV.qld

Last Altered: Thursday, March 01, 2018 12:54:21 Pacific Standard Time
Printed: Thursday, March 01, 2018 12:56:34 Pacific Standard Time

Compound name: 13C2-PFTeDA
Response Factor: 0.378655
RRF SD: 0.0588818, Relative SD: 15.5502
Response type: Internal Std (Ref 62), Area * (IS Conc. / IS Area)
Curve type: RF

	#	Name	Type	Std. Conc	RT	Area	IS Area	Response	Conc.	%Dev	Conc. Flag	CoD	CoD Flag	x=excluded
1	1	180228M1_2	Standard	12.500	6.23	5738.226	17003.807	4.218	11.1	-10.9	NO		NO	MM
2	2	180228M1_3	Standard	12.500	6.23	5226.793	18392.813	3.552	9.4	-25.0	NO		NO	MM
3	3	180228M1_4	Standard	12.500	6.23	5577.219	14425.266	4.833	12.8	2.1	NO		NO	MM
4	4	180228M1_5	Standard	12.500	6.23	6212.966	16583.193	4.683	12.4	-1.1	NO		NO	bb
5	5	180228M1_6	Standard	12.500	6.23	6236.167	18456.570	4.224	11.2	-10.8	NO		NO	bb
6	6	180228M1_7	Standard	12.500	6.23	5714.606	16410.484	4.353	11.5	-8.0	NO		NO	MM
7	7	180228M1_8	Standard	12.500	6.23	6118.993	15542.622	4.921	13.0	4.0	NO		NO	MM
8	8	180228M1_9	Standard	12.500	6.23	6182.767	16255.121	4.754	12.6	0.4	NO		NO	MM
9	9	180228M1_10	Standard	12.500	6.23	6388.818	13938.016	5.730	15.1	21.1	NO		NO	MM
10	10	180228M1_11	Standard	12.500	6.23	6455.305	13307.343	6.064	16.0	28.1	NO		NO	MM

Compound name: d5-N-ETFOSA
Response Factor: 0.189355
RRF SD: 0.0144219, Relative SD: 7.61629
Response type: Internal Std (Ref 62), Area * (IS Conc. / IS Area)
Curve type: RF

	#	Name	Type	Std. Conc	RT	Area	IS Area	Response	Conc.	%Dev	Conc. Flag	CoD	CoD Flag	x=excluded
1	1	180228M1_2	Standard	150.000	6.38	37026.734	17003.807	27.219	143.7	-4.2	NO		NO	MM
2	2	180228M1_3	Standard	150.000	6.38	37631.148	18392.813	25.575	135.1	-10.0	NO		NO	MM
3	3	180228M1_4	Standard	150.000	6.38	35633.254	14425.266	30.877	163.1	8.7	NO		NO	MM
4	4	180228M1_5	Standard	150.000	6.38	37774.215	16583.193	28.473	150.4	0.2	NO		NO	MM
5	5	180228M1_6	Standard	150.000	6.38	38238.086	18456.570	25.897	136.8	-8.8	NO		NO	bb
6	6	180228M1_7	Standard	150.000	6.38	34379.707	16410.484	26.187	138.3	-7.8	NO		NO	MM
7	7	180228M1_8	Standard	150.000	6.38	38303.004	15542.622	30.805	162.7	8.5	NO		NO	MM
8	8	180228M1_9	Standard	150.000	6.38	37093.738	16255.121	28.525	150.6	0.4	NO		NO	MM
9	9	180228M1_10	Standard	150.000	6.38	35056.164	13938.016	31.439	166.0	10.7	NO		NO	MM
10	10	180228M1_11	Standard	150.000	6.38	30909.936	13307.343	29.035	153.3	2.2	NO		NO	MM

Dataset: F:\Projects\PFAS.PRO\Results\180228M1\180228M1-CRV.qld

Last Altered: Thursday, March 01, 2018 12:54:21 Pacific Standard Time
Printed: Thursday, March 01, 2018 12:56:34 Pacific Standard Time

Compound name: 13C2-PFHxDA
Response Factor: 0.702581
RRF SD: 0.119132, Relative SD: 16.9564
Response type: Internal Std (Ref 62), Area * (IS Conc. / IS Area)
Curve type: RF

	# Name	Type	Std. Conc	RT	Area	IS Area	Response	Conc.	%Dev	Conc. Flag	CoD	CoD Flag	x=excluded
1	1 180228M1_2	Standard	5.000	6.56	3935.899	17003.807	2.893	4.1	-17.6	NO		NO	MM
2	2 180228M1_3	Standard	5.000	6.56	4627.415	18392.813	3.145	4.5	-10.5	NO		NO	bb
3	3 180228M1_4	Standard	5.000	6.56	4049.397	14425.266	3.509	5.0	-0.1	NO		NO	MM
4	4 180228M1_5	Standard	5.000	6.56	4607.287	16583.193	3.473	4.9	-1.1	NO		NO	MM
5	5 180228M1_6	Standard	5.000	6.56	4536.337	18456.570	3.072	4.4	-12.5	NO		NO	MM
6	6 180228M1_7	Standard	5.000	6.56	3803.405	16410.484	2.897	4.1	-17.5	NO		NO	bb
7	7 180228M1_8	Standard	5.000	6.56	4814.688	15542.622	3.872	5.5	10.2	NO		NO	bb
8	8 180228M1_9	Standard	5.000	6.56	4297.296	16255.121	3.305	4.7	-5.9	NO		NO	bd
9	9 180228M1_10	Standard	5.000	6.56	4819.745	13938.016	4.322	6.2	23.0	NO		NO	MM
10	10 180228M1_11	Standard	5.000	6.56	4940.089	13307.343	4.640	6.6	32.1	NO		NO	MM

Compound name: d7-N-MeFOSE
Response Factor: 0.157476
RRF SD: 0.0228784, Relative SD: 14.5282
Response type: Internal Std (Ref 62), Area * (IS Conc. / IS Area)
Curve type: RF

	# Name	Type	Std. Conc	RT	Area	IS Area	Response	Conc.	%Dev	Conc. Flag	CoD	CoD Flag	x=excluded
1	1 180228M1_2	Standard	150.000	6.49	30725.480	17003.807	22.587	143.4	-4.4	NO		NO	MM
2	2 180228M1_3	Standard	150.000	6.49	31417.459	18392.813	21.352	135.6	-9.6	NO		NO	MM
3	3 180228M1_4	Standard	150.000	6.49	30768.074	14425.266	26.662	169.3	12.9	NO		NO	MM
4	4 180228M1_5	Standard	150.000	6.49	27961.176	16583.193	21.076	133.8	-10.8	NO		NO	MM
5	5 180228M1_6	Standard	150.000	6.49	27676.352	18456.570	18.744	119.0	-20.6	NO		NO	MM
6	6 180228M1_7	Standard	150.000	6.49	27794.805	16410.484	21.172	134.4	-10.4	NO		NO	MM
7	7 180228M1_8	Standard	150.000	6.49	31259.994	15542.622	25.141	159.6	6.4	NO		NO	MM
8	8 180228M1_9	Standard	150.000	6.49	31568.895	16255.121	24.276	154.2	2.8	NO		NO	MM
9	9 180228M1_10	Standard	150.000	6.49	34289.055	13938.016	30.751	195.3	30.2	NO		NO	MM
10	10 180228M1_11	Standard	150.000	6.49	26031.857	13307.343	24.453	155.3	3.5	NO		NO	MM

Dataset: F:\Projects\PFAS.PRO\Results\180228M1\180228M1-CRV.qld

Last Altered: Thursday, March 01, 2018 12:54:21 Pacific Standard Time
Printed: Thursday, March 01, 2018 12:56:34 Pacific Standard Time

Compound name: d9-N-EtFOSE
Response Factor: 0.14645
RRF SD: 0.0158906, Relative SD: 10.8505
Response type: Internal Std (Ref 62), Area * (IS Conc. / IS Area)
Curve type: RF

	# Name	Type	Std. Conc	RT	Area	IS Area	Response	Conc.	%Dev	Conc. Flag	CoD	CoD Flag	x=excluded
1	1 180228M1_2	Standard	150.000	6.63	28847.656	17003.807	21.207	144.8	-3.5	NO		NO	MM
2	2 180228M1_3	Standard	150.000	6.63	27341.713	18392.813	18.582	126.9	-15.4	NO		NO	MM
3	3 180228M1_4	Standard	150.000	6.63	28330.986	14425.266	24.550	167.6	11.8	NO		NO	MM
4	4 180228M1_5	Standard	150.000	6.64	28096.668	16583.193	21.179	144.6	-3.6	NO		NO	MM
5	5 180228M1_6	Standard	150.000	6.63	30023.010	18456.570	20.334	138.8	-7.4	NO		NO	bb
6	6 180228M1_7	Standard	150.000	6.63	25378.398	16410.484	19.331	132.0	-12.0	NO		NO	bb
7	7 180228M1_8	Standard	150.000	6.64	26526.193	15542.622	21.333	145.7	-2.9	NO		NO	MM
8	8 180228M1_9	Standard	150.000	6.63	29547.035	16255.121	22.721	155.1	3.4	NO		NO	MM
9	9 180228M1_10	Standard	150.000	6.63	27931.848	13938.016	25.050	171.0	14.0	NO		NO	MM
10	10 180228M1_11	Standard	150.000	6.63	27028.889	13307.343	25.389	173.4	15.6	NO		NO	MM

Compound name: 13C4-PFBA
Response Factor: 1
RRF SD: 0, Relative SD: 0
Response type: Internal Std (Ref 55), Area * (IS Conc. / IS Area)
Curve type: RF

	# Name	Type	Std. Conc	RT	Area	IS Area	Response	Conc.	%Dev	Conc. Flag	CoD	CoD Flag	x=excluded
1	1 180228M1_2	Standard	12.500	1.47	11593.348	11593.348	12.500	12.5	0.0	NO		NO	MM
2	2 180228M1_3	Standard	12.500	1.47	11931.247	11931.247	12.500	12.5	0.0	NO		NO	MM
3	3 180228M1_4	Standard	12.500	1.47	9237.063	9237.063	12.500	12.5	0.0	NO		NO	MM
4	4 180228M1_5	Standard	12.500	1.46	11507.105	11507.105	12.500	12.5	0.0	NO		NO	MM
5	5 180228M1_6	Standard	12.500	1.47	11491.565	11491.565	12.500	12.5	0.0	NO		NO	MM
6	6 180228M1_7	Standard	12.500	1.47	9016.525	9016.525	12.500	12.5	0.0	NO		NO	MM
7	7 180228M1_8	Standard	12.500	1.47	12241.607	12241.607	12.500	12.5	0.0	NO		NO	MM
8	8 180228M1_9	Standard	12.500	1.46	12272.524	12272.524	12.500	12.5	0.0	NO		NO	MM
9	9 180228M1_10	Standard	12.500	1.47	11566.592	11566.592	12.500	12.5	0.0	NO		NO	MM
10	10 180228M1_11	Standard	12.500	1.47	11448.815	11448.815	12.500	12.5	0.0	NO		NO	MM

Dataset: F:\Projects\PFAS.PRO\Results\180228M1\180228M1-CRV.qld

Last Altered: Thursday, March 01, 2018 12:54:21 Pacific Standard Time
Printed: Thursday, March 01, 2018 12:56:34 Pacific Standard Time

Compound name: 13C5-PFHxA
Response Factor: 1
RRF SD: 0, Relative SD: 0
Response type: Internal Std (Ref 56), Area * (IS Conc. / IS Area)
Curve type: RF

	# Name	Type	Std. Conc	RT	Area	IS Area	Response	Conc.	%Dev	Conc. Flag	CoD	CoD Flag	x=excluded
1	1 180228M1_2	Standard	12.500	3.20	15645.559	15645.559	12.500	12.5	0.0	NO		NO	MM
2	2 180228M1_3	Standard	12.500	3.20	16505.916	16505.916	12.500	12.5	0.0	NO		NO	MM
3	3 180228M1_4	Standard	12.500	3.20	13683.021	13683.021	12.500	12.5	0.0	NO		NO	MM
4	4 180228M1_5	Standard	12.500	3.20	15625.989	15625.989	12.500	12.5	0.0	NO		NO	bb
5	5 180228M1_6	Standard	12.500	3.20	14420.662	14420.662	12.500	12.5	0.0	NO		NO	MM
6	6 180228M1_7	Standard	12.500	3.20	14401.465	14401.465	12.500	12.5	0.0	NO		NO	MM
7	7 180228M1_8	Standard	12.500	3.20	16223.547	16223.547	12.500	12.5	0.0	NO		NO	MM
8	8 180228M1_9	Standard	12.500	3.20	14038.947	14038.947	12.500	12.5	0.0	NO		NO	MM
9	9 180228M1_10	Standard	12.500	3.20	13796.276	13796.276	12.500	12.5	0.0	NO		NO	MM
10	10 180228M1_11	Standard	12.500	3.20	13490.551	13490.551	12.500	12.5	0.0	NO		NO	MM

Compound name: 13C3-PFHxS
Response Factor: 1
RRF SD: 0, Relative SD: 0
Response type: Internal Std (Ref 57), Area * (IS Conc. / IS Area)
Curve type: RF

	# Name	Type	Std. Conc	RT	Area	IS Area	Response	Conc.	%Dev	Conc. Flag	CoD	CoD Flag	x=excluded
1	1 180228M1_2	Standard	12.500	3.96	3801.723	3801.723	12.500	12.5	0.0	NO		NO	bb
2	2 180228M1_3	Standard	12.500	3.96	3871.015	3871.015	12.500	12.5	0.0	NO		NO	MM
3	3 180228M1_4	Standard	12.500	3.96	3053.002	3053.002	12.500	12.5	0.0	NO		NO	MM
4	4 180228M1_5	Standard	12.500	3.96	3804.823	3804.823	12.500	12.5	0.0	NO		NO	bb
5	5 180228M1_6	Standard	12.500	3.96	3363.173	3363.173	12.500	12.5	0.0	NO		NO	MM
6	6 180228M1_7	Standard	12.500	3.96	3266.258	3266.258	12.500	12.5	0.0	NO		NO	MM
7	7 180228M1_8	Standard	12.500	3.96	3681.151	3681.151	12.500	12.5	0.0	NO		NO	bb
8	8 180228M1_9	Standard	12.500	3.96	3188.630	3188.630	12.500	12.5	0.0	NO		NO	bb
9	9 180228M1_10	Standard	12.500	3.96	3433.905	3433.905	12.500	12.5	0.0	NO		NO	bb
10	10 180228M1_11	Standard	12.500	3.96	2979.374	2979.374	12.500	12.5	0.0	NO		NO	bb

Vista Analytical Laboratory

Dataset: F:\Projects\PFAS.PRO\Results\180228M1\180228M1-CRV.qld

Last Altered: Thursday, March 01, 2018 12:54:21 Pacific Standard Time
Printed: Thursday, March 01, 2018 12:56:34 Pacific Standard Time

Compound name: 13C8-PFOA
Response Factor: 1
RRF SD: 0, Relative SD: 0
Response type: Internal Std (Ref 58), Area * (IS Conc. / IS Area)
Curve type: RF

	# Name	Type	Std. Conc	RT	Area	IS Area	Response	Conc.	%Dev	Conc. Flag	CoD	CoD Flag	x=excluded
1	1 180228M1_2	Standard	12.500	4.34	12318.786	12318.786	12.500	12.5	0.0	NO		NO	MM
2	2 180228M1_3	Standard	12.500	4.34	12816.894	12816.894	12.500	12.5	0.0	NO		NO	MM
3	3 180228M1_4	Standard	12.500	4.34	11239.981	11239.981	12.500	12.5	0.0	NO		NO	MM
4	4 180228M1_5	Standard	12.500	4.34	12526.418	12526.418	12.500	12.5	0.0	NO		NO	MM
5	5 180228M1_6	Standard	12.500	4.34	12683.745	12683.745	12.500	12.5	0.0	NO		NO	MM
6	6 180228M1_7	Standard	12.500	4.33	12527.379	12527.379	12.500	12.5	0.0	NO		NO	MM
7	7 180228M1_8	Standard	12.500	4.34	12837.801	12837.801	12.500	12.5	0.0	NO		NO	MM
8	8 180228M1_9	Standard	12.500	4.34	12030.187	12030.187	12.500	12.5	0.0	NO		NO	MM
9	9 180228M1_10	Standard	12.500	4.33	12772.780	12772.780	12.500	12.5	0.0	NO		NO	bb
10	10 180228M1_11	Standard	12.500	4.34	9585.629	9585.629	12.500	12.5	0.0	NO		NO	MM

Compound name: 13C9-PFNA
Response Factor: 1
RRF SD: 0, Relative SD: 0
Response type: Internal Std (Ref 59), Area * (IS Conc. / IS Area)
Curve type: RF

	# Name	Type	Std. Conc	RT	Area	IS Area	Response	Conc.	%Dev	Conc. Flag	CoD	CoD Flag	x=excluded
1	1 180228M1_2	Standard	12.500	4.78	11364.873	11364.873	12.500	12.5	0.0	NO		NO	MM
2	2 180228M1_3	Standard	12.500	4.78	14416.358	14416.358	12.500	12.5	0.0	NO		NO	bb
3	3 180228M1_4	Standard	12.500	4.77	12634.902	12634.902	12.500	12.5	0.0	NO		NO	bb
4	4 180228M1_5	Standard	12.500	4.78	15210.487	15210.487	12.500	12.5	0.0	NO		NO	bb
5	5 180228M1_6	Standard	12.500	4.78	14941.359	14941.359	12.500	12.5	0.0	NO		NO	bb
6	6 180228M1_7	Standard	12.500	4.77	11539.751	11539.751	12.500	12.5	0.0	NO		NO	MM
7	7 180228M1_8	Standard	12.500	4.78	12806.404	12806.404	12.500	12.5	0.0	NO		NO	MM
8	8 180228M1_9	Standard	12.500	4.77	13586.784	13586.784	12.500	12.5	0.0	NO		NO	MM
9	9 180228M1_10	Standard	12.500	4.77	13397.615	13397.615	12.500	12.5	0.0	NO		NO	MM
10	10 180228M1_11	Standard	12.500	4.78	11419.050	11419.050	12.500	12.5	0.0	NO		NO	MM

Dataset: F:\Projects\PFAS.PRO\Results\180228M1\180228M1-CRV.qld

Last Altered: Thursday, March 01, 2018 12:54:21 Pacific Standard Time
Printed: Thursday, March 01, 2018 12:56:34 Pacific Standard Time

Compound name: 13C4-PFOS
Response Factor: 1
RRF SD: 0, Relative SD: 0
Response type: Internal Std (Ref 60), Area * (IS Conc. / IS Area)
Curve type: RF

	# Name	Type	Std. Conc	RT	Area	IS Area	Response	Conc.	%Dev	Conc. Flag	CoD	CoD Flag	x=excluded
1	1 180228M1_2	Standard	12.500	4.86	3201.792	3201.792	12.500	12.5	0.0	NO		NO	MM
2	2 180228M1_3	Standard	12.500	4.86	3826.216	3826.216	12.500	12.5	0.0	NO		NO	MM
3	3 180228M1_4	Standard	12.500	4.85	3490.879	3490.879	12.500	12.5	0.0	NO		NO	MM
4	4 180228M1_5	Standard	12.500	4.86	3961.236	3961.236	12.500	12.5	0.0	NO		NO	bb
5	5 180228M1_6	Standard	12.500	4.86	4112.229	4112.229	12.500	12.5	0.0	NO		NO	bb
6	6 180228M1_7	Standard	12.500	4.85	3587.525	3587.525	12.500	12.5	0.0	NO		NO	bb
7	7 180228M1_8	Standard	12.500	4.85	4035.556	4035.556	12.500	12.5	0.0	NO		NO	bb
8	8 180228M1_9	Standard	12.500	4.85	3354.516	3354.516	12.500	12.5	0.0	NO		NO	bb
9	9 180228M1_10	Standard	12.500	4.85	3280.875	3280.875	12.500	12.5	0.0	NO		NO	MM
10	10 180228M1_11	Standard	12.500	4.86	3173.011	3173.011	12.500	12.5	0.0	NO		NO	bb

Compound name: 13C6-PFDA
Response Factor: 1
RRF SD: 0, Relative SD: 0
Response type: Internal Std (Ref 61), Area * (IS Conc. / IS Area)
Curve type: RF

	# Name	Type	Std. Conc	RT	Area	IS Area	Response	Conc.	%Dev	Conc. Flag	CoD	CoD Flag	x=excluded
1	1 180228M1_2	Standard	12.500	5.15	13225.322	13225.322	12.500	12.5	0.0	NO		NO	bb
2	2 180228M1_3	Standard	12.500	5.15	16018.604	16018.604	12.500	12.5	0.0	NO		NO	MM
3	3 180228M1_4	Standard	12.500	5.15	14028.880	14028.880	12.500	12.5	0.0	NO		NO	MM
4	4 180228M1_5	Standard	12.500	5.15	13571.068	13571.068	12.500	12.5	0.0	NO		NO	MM
5	5 180228M1_6	Standard	12.500	5.15	11861.205	11861.205	12.500	12.5	0.0	NO		NO	MM
6	6 180228M1_7	Standard	12.500	5.15	14274.159	14274.159	12.500	12.5	0.0	NO		NO	MM
7	7 180228M1_8	Standard	12.500	5.15	14738.722	14738.722	12.500	12.5	0.0	NO		NO	bb
8	8 180228M1_9	Standard	12.500	5.15	13980.863	13980.863	12.500	12.5	0.0	NO		NO	MM
9	9 180228M1_10	Standard	12.500	5.15	13835.551	13835.551	12.500	12.5	0.0	NO		NO	bb
10	10 180228M1_11	Standard	12.500	5.15	12437.702	12437.702	12.500	12.5	0.0	NO		NO	MM

Dataset: F:\Projects\PFAS.PRO\Results\180228M1\180228M1-CRV.qld

Last Altered: Thursday, March 01, 2018 12:54:21 Pacific Standard Time
Printed: Thursday, March 01, 2018 12:56:34 Pacific Standard Time

Compound name: 13C7-PFUdA
Response Factor: 1
RRF SD: 0, Relative SD: 0
Response type: Internal Std (Ref 62), Area * (IS Conc. / IS Area)
Curve type: RF

	#	Name	Type	Std. Conc	RT	Area	IS Area	Response	Conc.	%Dev	Conc. Flag	CoD	CoD Flag	x=excluded
1	1	180228M1_2	Standard	12.500	5.47	17003.807	17003.807	12.500	12.5	0.0	NO		NO	MM
2	2	180228M1_3	Standard	12.500	5.47	18392.813	18392.813	12.500	12.5	0.0	NO		NO	MM
3	3	180228M1_4	Standard	12.500	5.47	14425.266	14425.266	12.500	12.5	0.0	NO		NO	bb
4	4	180228M1_5	Standard	12.500	5.47	16583.193	16583.193	12.500	12.5	0.0	NO		NO	MM
5	5	180228M1_6	Standard	12.500	5.47	18456.570	18456.570	12.500	12.5	0.0	NO		NO	bb
6	6	180228M1_7	Standard	12.500	5.47	16410.484	16410.484	12.500	12.5	0.0	NO		NO	MM
7	7	180228M1_8	Standard	12.500	5.47	15542.622	15542.622	12.500	12.5	0.0	NO		NO	bb
8	8	180228M1_9	Standard	12.500	5.47	16255.121	16255.121	12.500	12.5	0.0	NO		NO	MM
9	9	180228M1_10	Standard	12.500	5.47	13938.016	13938.016	12.500	12.5	0.0	NO		NO	MM
10	10	180228M1_11	Standard	12.500	5.47	13307.343	13307.343	12.500	12.5	0.0	NO		NO	MM

Quantify Sample Summary Report **MassLynx MassLynx V4.1 SCN945 SCN960**
Vista Analytical Laboratory

Dataset: F:\Projects\PFAS.PRO\Results\180228M1\180228M1-CRV.qld

Last Altered: Thursday, March 01, 2018 12:54:21 Pacific Standard Time
Printed: Thursday, March 01, 2018 12:57:12 Pacific Standard Time

Method: F:\Projects\PFAS.PRO\MethDB\PFAS_FULL_80C_022718.mdb 28 Feb 2018 13:19:45
Calibration: F:\Projects\PFAS.PRO\CurveDB\C18_VAL-PFAS_Q4_02-28-18-FULL.cdb 01 Mar 2018 12:54:21

Name: 180228M1_2, Date: 28-Feb-2018, Time: 20:44:50, ID: ST180228M1-1 PFC CS-2 18B2312, Description: PFC CS-2 18B2312

	#	Name	IS#	CoD	CoD Flag	%RSD
1	1	PFBA	34	0.9983	NO	
2	2	PFPeA	35	0.9998	NO	
3	3	PFBS	36	0.9993	NO	
4	4	4:2 FTS	36	0.9991	NO	
5	5	PFHxA	37	0.9996	NO	
6	6	PFPeS	36	0.9980	NO	
7	7	PFHpA	38	0.9988	NO	
8	8	L-PFHxS	39	0.9997	NO	
9	10	6:2 FTS	40	0.9995	NO	
10	11	L-PFOA	40	0.9993	NO	
11	13	PFHpS	40	0.9984	NO	
12	14	PFNA	41	0.9990	NO	
13	15	PFOSA	42	0.9996	NO	
14	16	L-PFOS	43	0.9984	NO	
15	18	PFDA	44	0.9943	NO	
16	19	8:2 FTS	40	0.9943	NO	
17	20	PFNS	43	0.9988	NO	
18	21	N-MeFOSAA	45	0.9981	NO	
19	22	N-EtFOSAA	46	0.9950	NO	
20	23	PFUdA	47	0.9986	NO	
21	24	PFDS	47	0.9949	NO	
22	25	PFDoA	48	0.9965	NO	
23	26	N-MeFOSA	49	0.9967	NO	
24	27	PFTrDA	48	0.9954	NO	
25	28	PFTeDA	50	0.9945	NO	
26	29	N-EtFOSA	51	0.9999	NO	
27	30	PFHxDA	52	0.9990	NO	
28	31	PFODA	52	0.9975	NO	
29	32	N-MeFOSE	53	0.9975	NO	
30	33	N-EtFOSE	54	0.9974	NO	
31	34	13C3-PFBA	55		NO	4.105

Vista Analytical Laboratory

Dataset: F:\Projects\PFAS.PRO\Results\180228M1\180228M1-CRV.qld

Last Altered: Thursday, March 01, 2018 12:54:21 Pacific Standard Time
Printed: Thursday, March 01, 2018 12:57:12 Pacific Standard Time

Name: 180228M1_2, Date: 28-Feb-2018, Time: 20:44:50, ID: ST180228M1-1 PFC CS-2 18B2312, Description: PFC CS-2 18B2312

	#	Name	IS#	CoD	CoD Flag	%RSD
32	35	13C3-PFPeA	56		NO	5.680
33	36	13C3-PFBS	56		NO	7.734
34	37	13C2-PFHxA	56		NO	6.070
35	38	13C4-PFHpA	56		NO	6.115
36	39	18O2-PFHxS	57		NO	6.205
37	40	13C2-PFOA	58		NO	9.510
38	41	13C5-PFNA	59		NO	14.017
39	42	13C8-PFOSA	62		NO	9.626
40	43	13C8-PFOS	60		NO	5.933
41	44	13C2-PFDA	61		NO	13.440
42	45	d3-N-MeFOSAA	62		NO	14.797
43	46	d5-N-EtFOSAA	62		NO	8.975
44	47	13C2-PFUdA	62		NO	11.395
45	48	13C2-PFDoA	62		NO	10.040
46	49	d3-N-MeFOSA	62		NO	9.206
47	50	13C2-PFTeDA	62		NO	15.550
48	51	d5-N-ETFOSA	62		NO	7.616
49	52	13C2-PFHxDA	62		NO	16.956
50	53	d7-N-MeFOSE	62		NO	14.528
51	54	d9-N-EtFOSE	62		NO	10.850
52	55	13C4-PFBA	55		NO	0.000
53	56	13C5-PFHxA	56		NO	0.000
54	57	13C3-PFHxS	57		NO	0.000
55	58	13C8-PFOA	58		NO	0.000
56	59	13C9-PFNA	59		NO	0.000
57	60	13C4-PFOS	60		NO	0.000
58	61	13C6-PFDA	61		NO	0.000
59	62	13C7-PFUdA	62		NO	0.000

Vista Analytical Laboratory

Dataset: Untitled

Last Altered: Thursday, March 01, 2018 13:05:51 Pacific Standard Time
Printed: Thursday, March 01, 2018 13:06:01 Pacific Standard Time

Method: F:\Projects\PFAS.PRO\MethDB\PFAS_FULL_80C_022718.mdb 28 Feb 2018 13:19:45
Calibration: F:\Projects\PFAS.PRO\CurveDB\C18_VAL-PFAS_Q4_02-28-18-FULL.cdb 01 Mar 2018 12:54:21

Compound name: PFBA

	Name	ID	Acq.Date	Acq.Time
1	180228M1_1	IPA	28-Feb-18	20:33:26
2	180228M1_2	ST180228M1-1 PFC CS-2 18B2312	28-Feb-18	20:44:50
3	180228M1_3	ST180228M1-2 PFC CS-1 18B2313	28-Feb-18	20:56:17
4	180228M1_4	ST180228M1-3 PFC CS0 18B2314	28-Feb-18	21:07:44
5	180228M1_5	ST180228M1-4 PFC CS1 18B2315	28-Feb-18	21:19:13
6	180228M1_6	ST180228M1-5 PFC CS2 18B2316	28-Feb-18	21:30:43
7	180228M1_7	ST180228M1-6 PFC CS3 18B2317	28-Feb-18	21:42:12
8	180228M1_8	ST180228M1-7 PFC CS4 18B2318	28-Feb-18	21:53:43
9	180228M1_9	ST180228M1-8 PFC CS5 18B2319	28-Feb-18	22:05:09
10	180228M1_10	ST180228M1-9 PFC CS6 18B2320	28-Feb-18	22:16:39
11	180228M1_11	ST180228M1-10 PFC CS7 18B2321	28-Feb-18	22:28:09
12	180228M1_12	IPA	28-Feb-18	22:39:39
13	180228M1_13	ICV180228M1-1 PFC ICV 18B2311	28-Feb-18	22:51:06
14	180228M1_14	IPA	28-Feb-18	23:02:32

Dataset: F:\Projects\PFAS.PRO\Results\180228M1\180228M1-CRV.qld

Last Altered: Thursday, March 01, 2018 12:54:21 Pacific Standard Time
Printed: Thursday, March 01, 2018 13:01:25 Pacific Standard Time

Method: F:\Projects\PFAS.PRO\MethDB\PFAS_FULL_80C_022718.mdb 28 Feb 2018 13:19:45
Calibration: F:\Projects\PFAS.PRO\CurveDB\C18_VAL-PFAS_Q4_02-28-18-FULL.cdb 01 Mar 2018 12:54:21

Compound name: PFBA
Correlation coefficient: r = 0.999128, r^2 = 0.998257
Calibration curve: 1.16633 * x + -0.00657388
Response type: Internal Std (Ref 34), Area * (IS Conc. / IS Area)
Curve type: Linear, Origin: Include, Weighting: 1/x, Axis trans: None

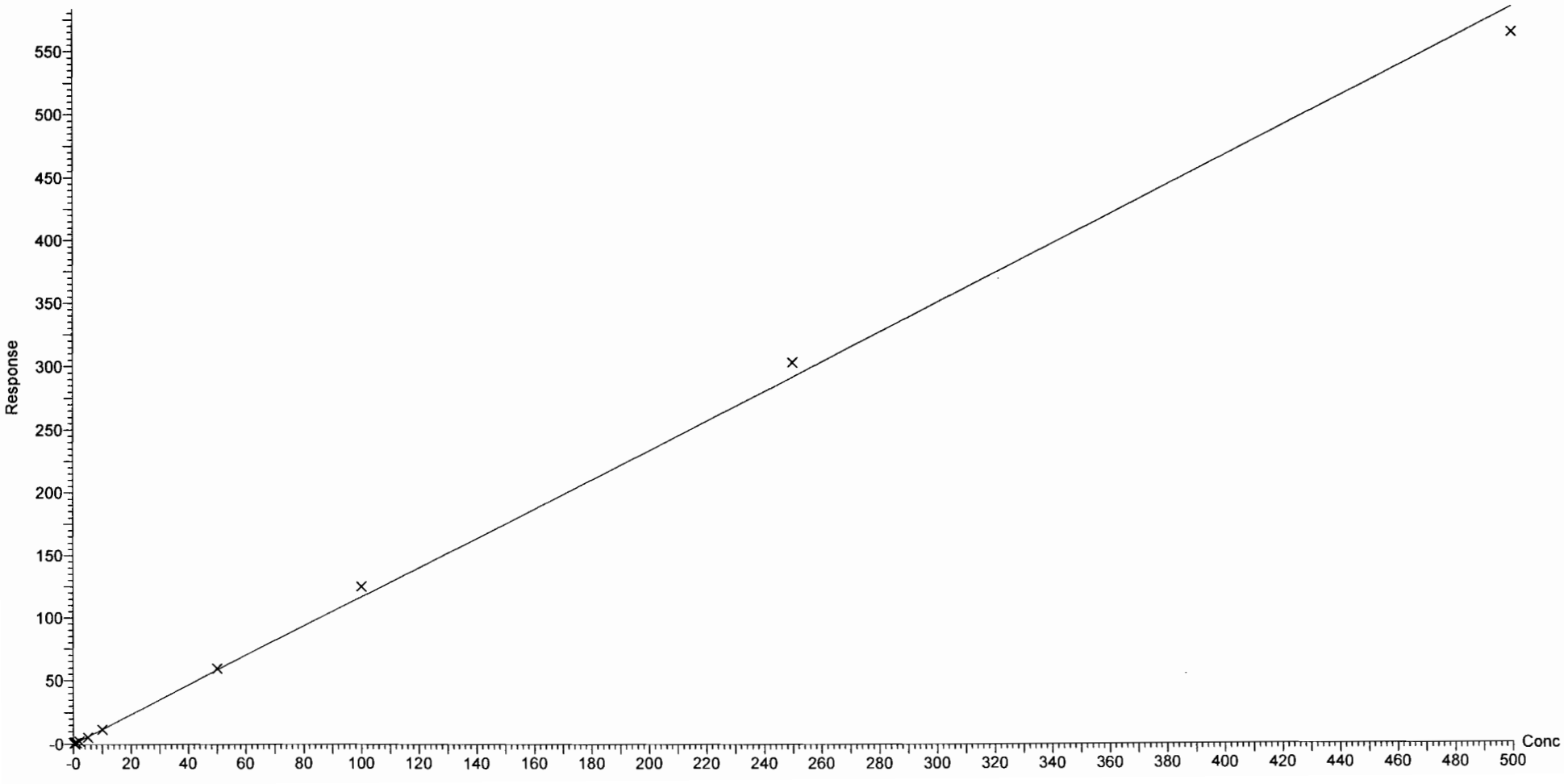

Dataset: F:\Projects\PFAS.PRO\Results\180228M1\180228M1-CRV.qld

Last Altered: Thursday, March 01, 2018 12:54:21 Pacific Standard Time
Printed: Thursday, March 01, 2018 13:01:25 Pacific Standard Time

Compound name: PFPeA
Correlation coefficient: r = 0.999901, r^2 = 0.999803
Calibration curve: 0.948079 * x + 0.0338914
Response type: Internal Std (Ref 35), Area * (IS Conc. / IS Area)
Curve type: Linear, Origin: Exclude, Weighting: 1/x, Axis trans: None

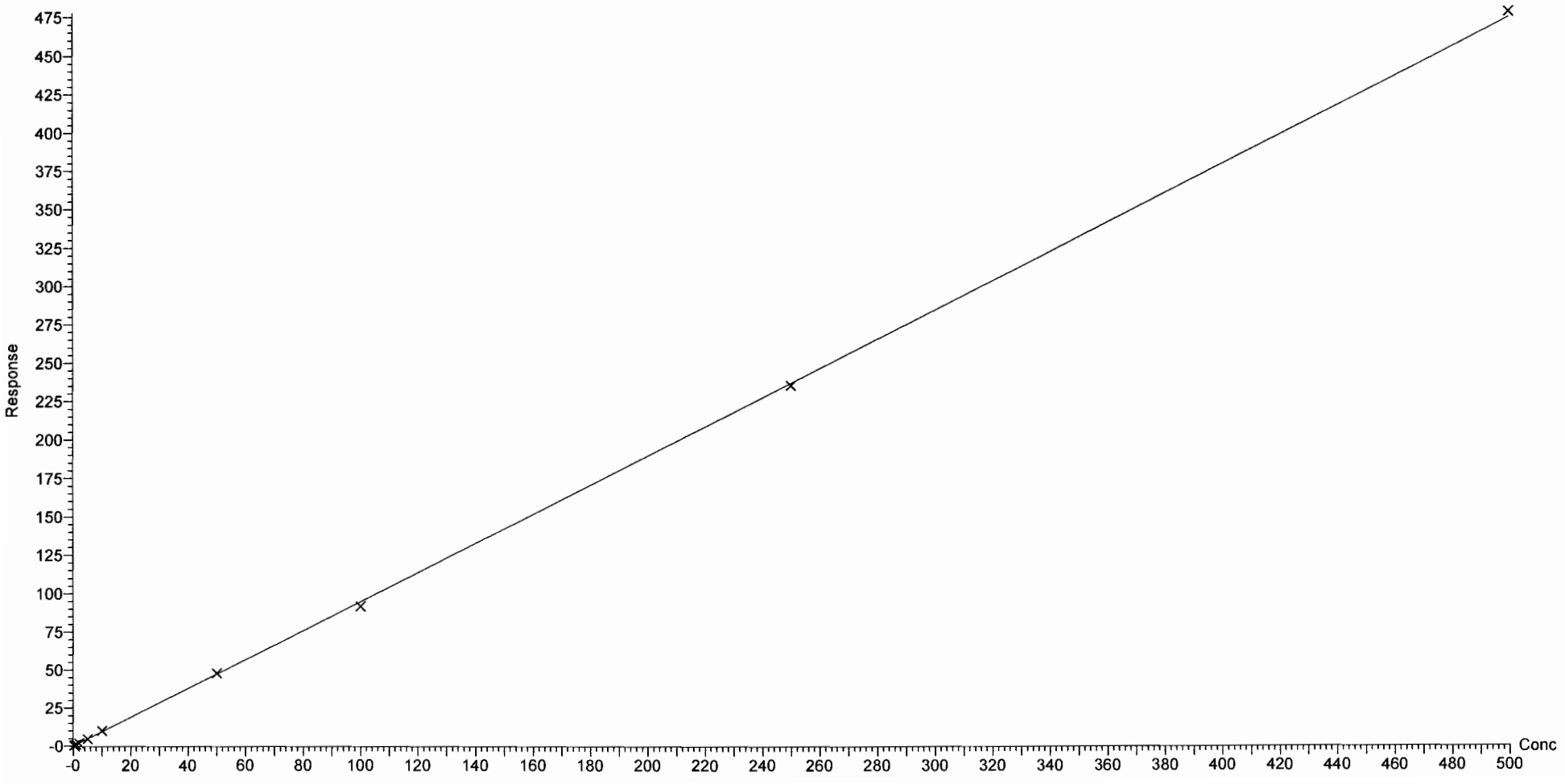

Dataset: F:\Projects\PFAS.PRO\Results\180228M1\180228M1-CRV.qld

Last Altered: Thursday, March 01, 2018 12:54:21 Pacific Standard Time
Printed: Thursday, March 01, 2018 13:01:25 Pacific Standard Time

Compound name: PFBS
Coefficient of Determination: R^2 = 0.999274
Calibration curve: 0.000206202 * x^2 + 1.71322 * x + 0.111292
Response type: Internal Std (Ref 36), Area * (IS Conc. / IS Area)
Curve type: 2nd Order, Origin: Exclude, Weighting: 1/x, Axis trans: None

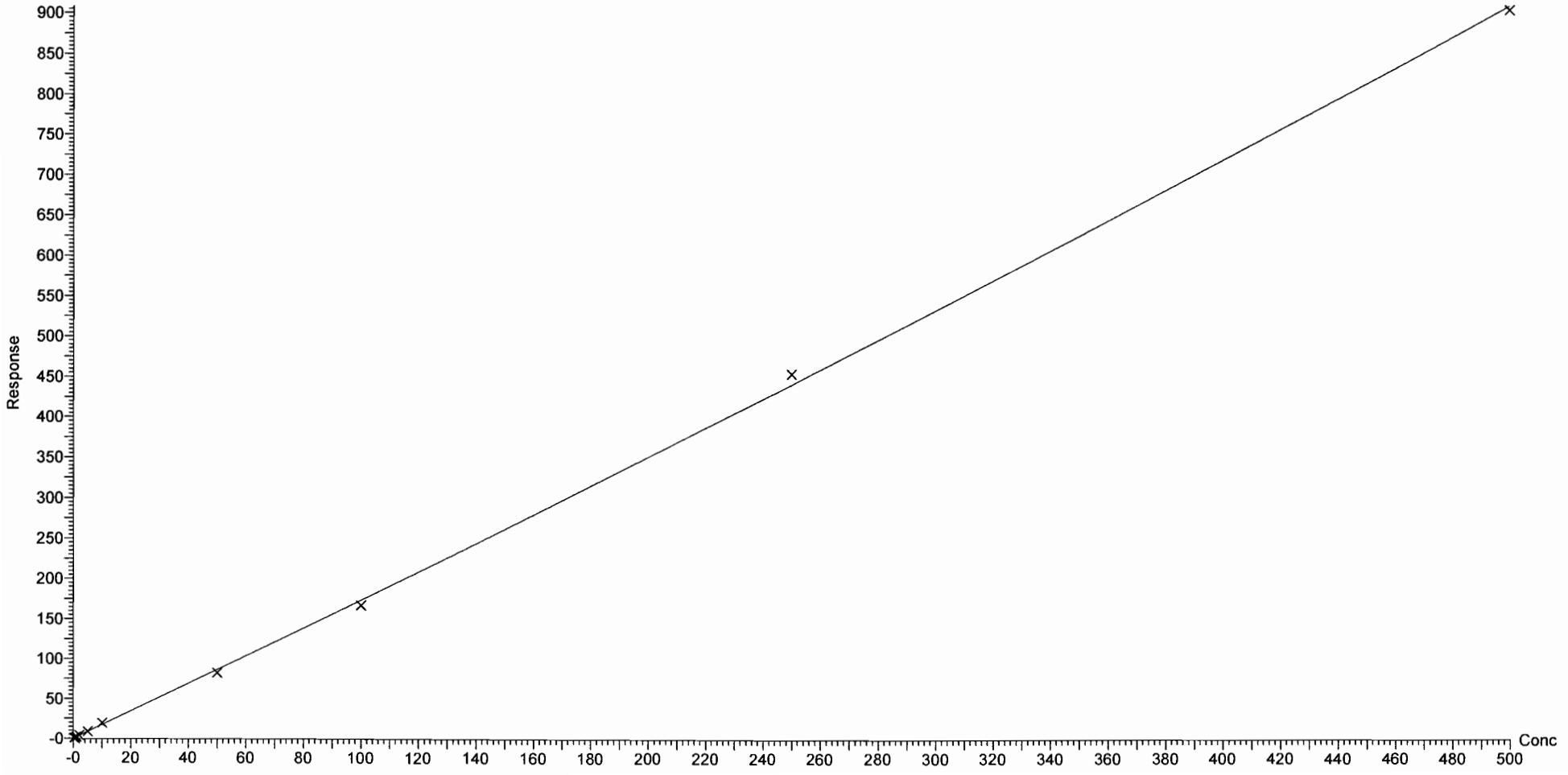

Vista Analytical Laboratory Q1

Dataset: F:\Projects\PFAS.PRO\Results\180228M1\180228M1-CRV.qld

Last Altered: Thursday, March 01, 2018 12:54:21 Pacific Standard Time
Printed: Thursday, March 01, 2018 13:01:25 Pacific Standard Time

Compound name: 4:2 FTS
Coefficient of Determination: R^2 = 0.999086
Calibration curve: -0.000470192 * x^2 + 1.45893 * x + -0.0353824
Response type: Internal Std (Ref 36), Area * (IS Conc. / IS Area)
Curve type: 2nd Order, Origin: Exclude, Weighting: 1/x, Axis trans: None

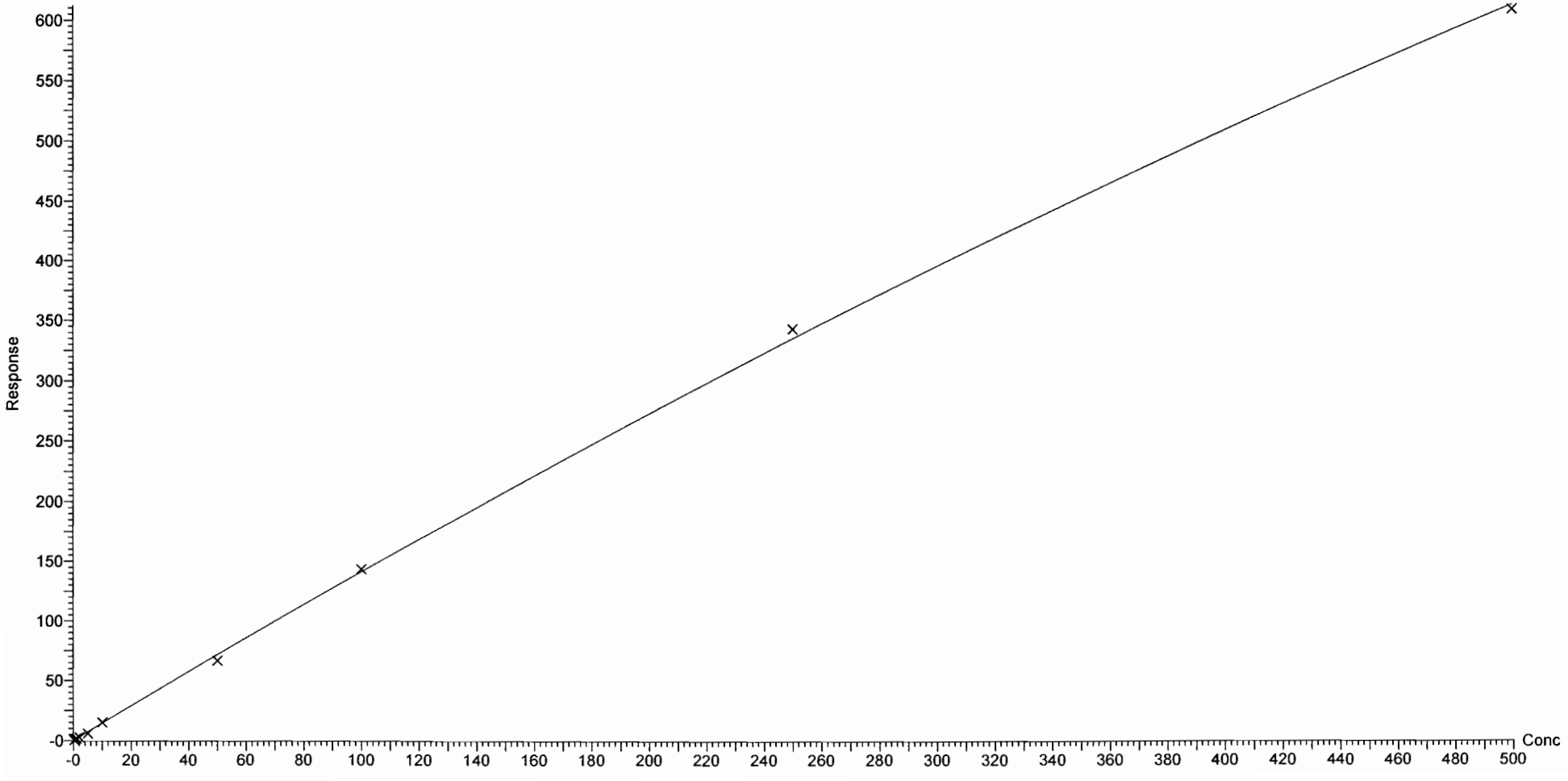

Dataset: F:\Projects\PFAS.PRO\Results\180228M1\180228M1-CRV.qld

Last Altered: Thursday, March 01, 2018 12:54:21 Pacific Standard Time
Printed: Thursday, March 01, 2018 13:01:25 Pacific Standard Time

Compound name: PFHxA
Coefficient of Determination: R^2 = 0.999642
Calibration curve: -0.000494924 * x^2 + 1.5717 * x + 0.00313049
Response type: Internal Std (Ref 37), Area * (IS Conc. / IS Area)
Curve type: 2nd Order, Origin: Include, Weighting: 1/x, Axis trans: None

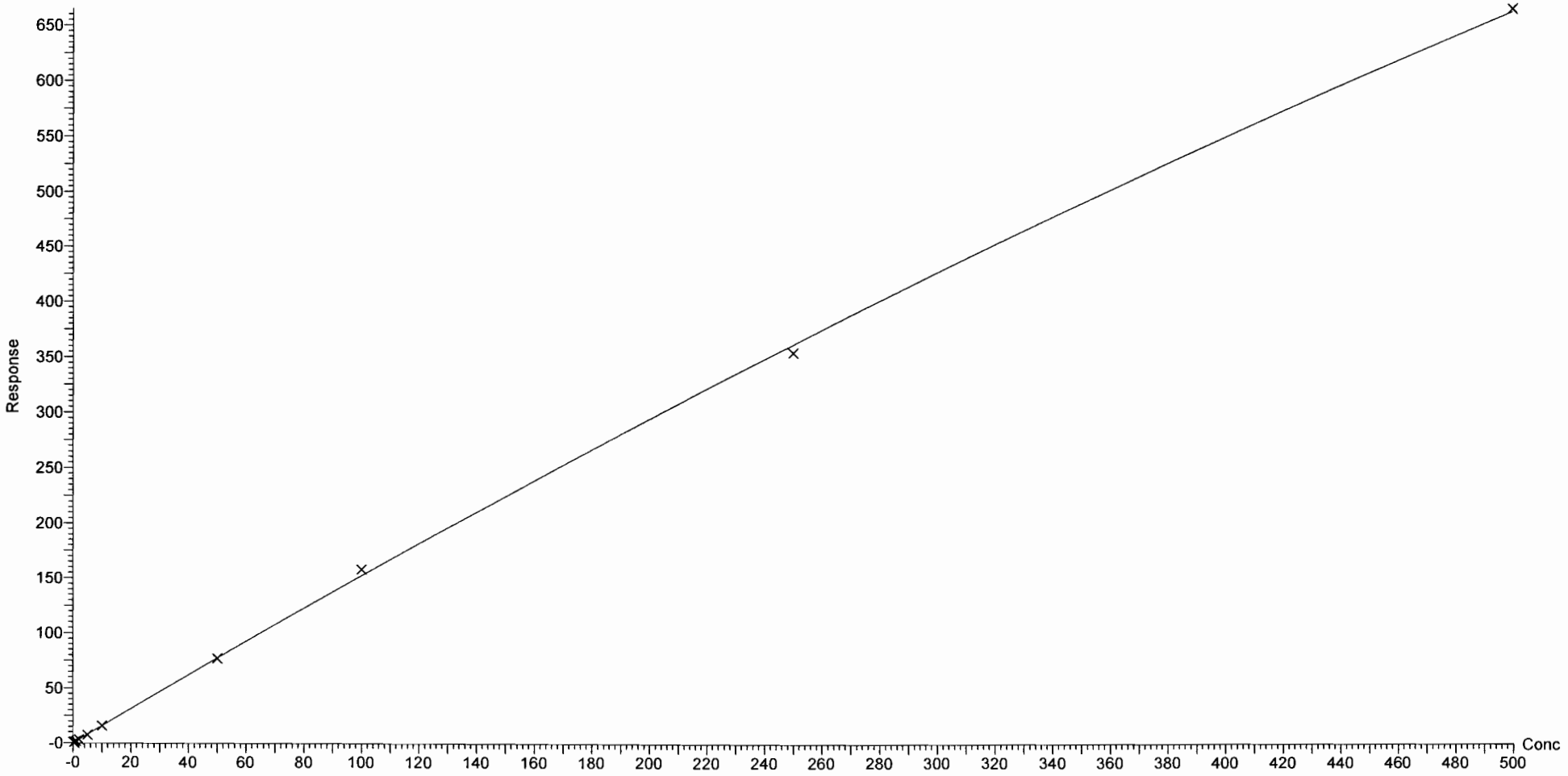

Dataset: F:\Projects\PFAS.PRO\Results\180228M1\180228M1-CRV.qld

Last Altered: Thursday, March 01, 2018 12:54:21 Pacific Standard Time
Printed: Thursday, March 01, 2018 13:01:25 Pacific Standard Time

Compound name: PFPeS
Correlation coefficient: r = 0.999015, r^2 = 0.998031
Calibration curve: 1.88704 * x + 0.0029417
Response type: Internal Std (Ref 36), Area * (IS Conc. / IS Area)
Curve type: Linear, Origin: Exclude, Weighting: 1/x, Axis trans: None

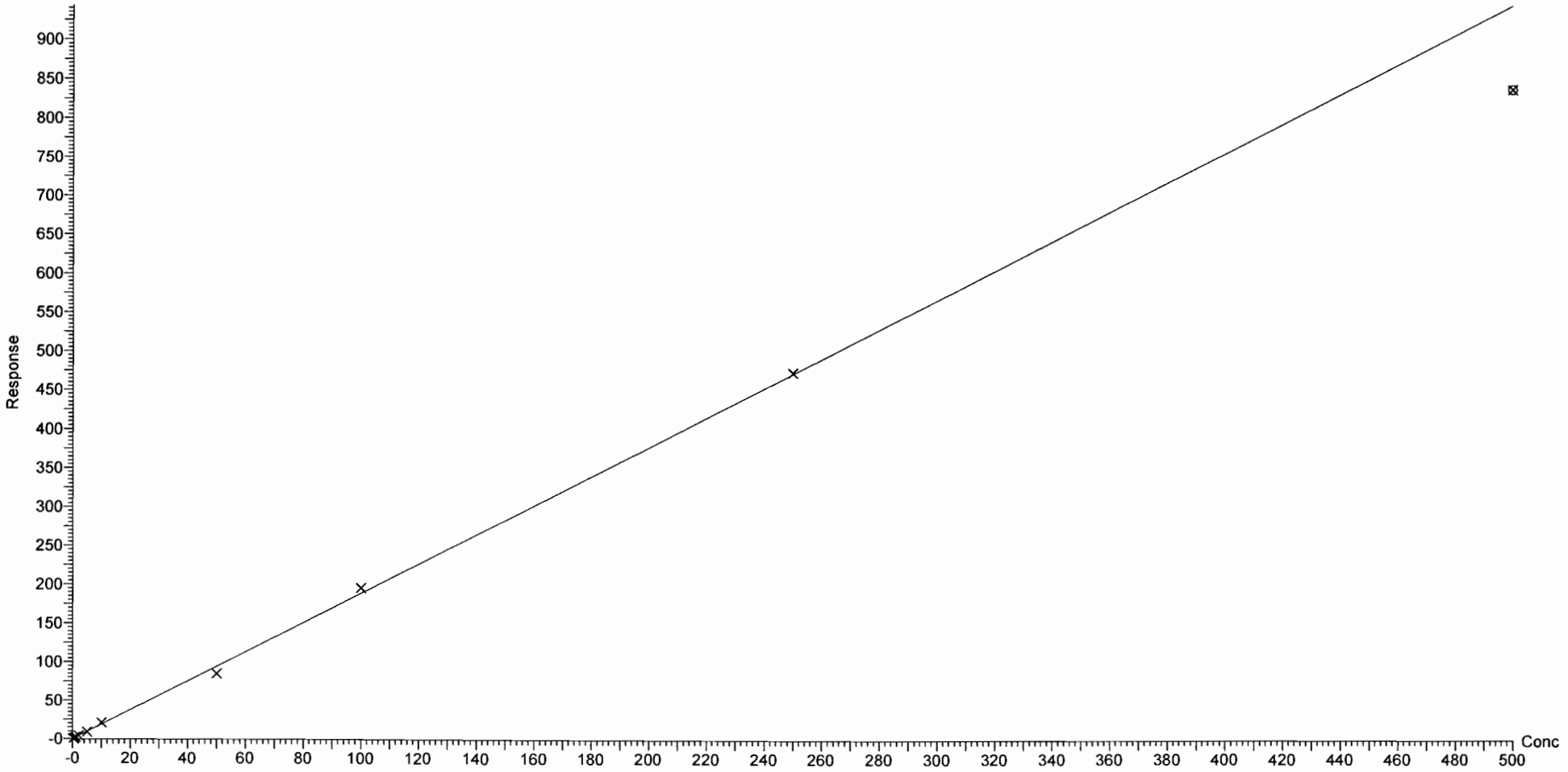

Dataset: F:\Projects\PFAS.PRO\Results\180228M1\180228M1-CRV.qld

Last Altered: Thursday, March 01, 2018 12:54:21 Pacific Standard Time
Printed: Thursday, March 01, 2018 13:01:25 Pacific Standard Time

Compound name: PFHpA
Correlation coefficient: r = 0.999379, r^2 = 0.998759
Calibration curve: 1.25016 * x + 0.120612
Response type: Internal Std (Ref 38), Area * (IS Conc. / IS Area)
Curve type: Linear, Origin: Exclude, Weighting: 1/x, Axis trans: None

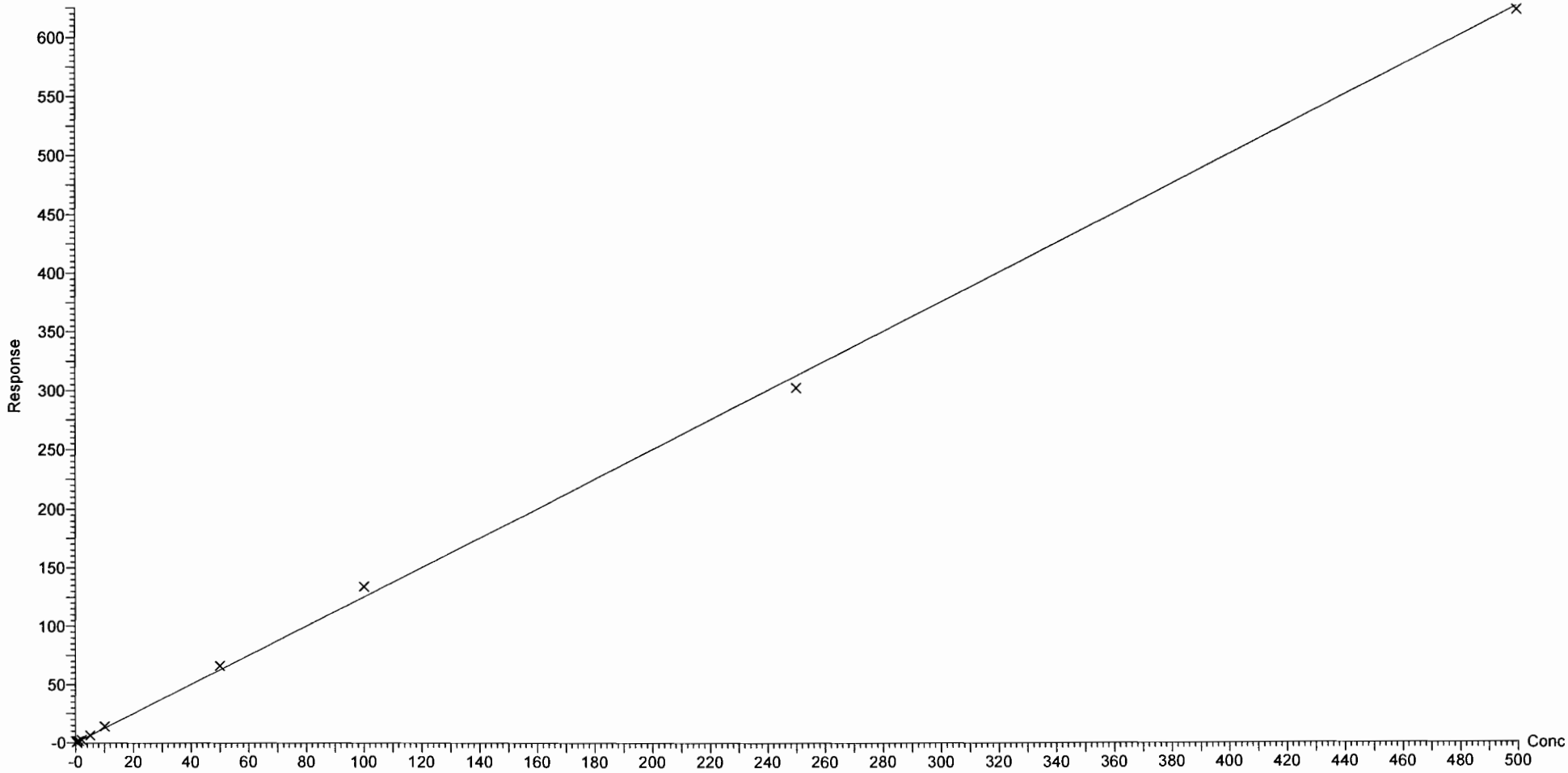

Dataset: F:\Projects\PFAS.PRO\Results\180228M1\180228M1-CRV.qld

Last Altered: Thursday, March 01, 2018 12:54:21 Pacific Standard Time
Printed: Thursday, March 01, 2018 13:01:25 Pacific Standard Time

Compound name: L-PFHxS
Coefficient of Determination: R^2 = 0.999679
Calibration curve: -0.000659439 * x^2 + 2.09699 * x + -0.426089
Response type: Internal Std (Ref 39), Area * (IS Conc. / IS Area)
Curve type: 2nd Order, Origin: Exclude, Weighting: 1/x, Axis trans: None

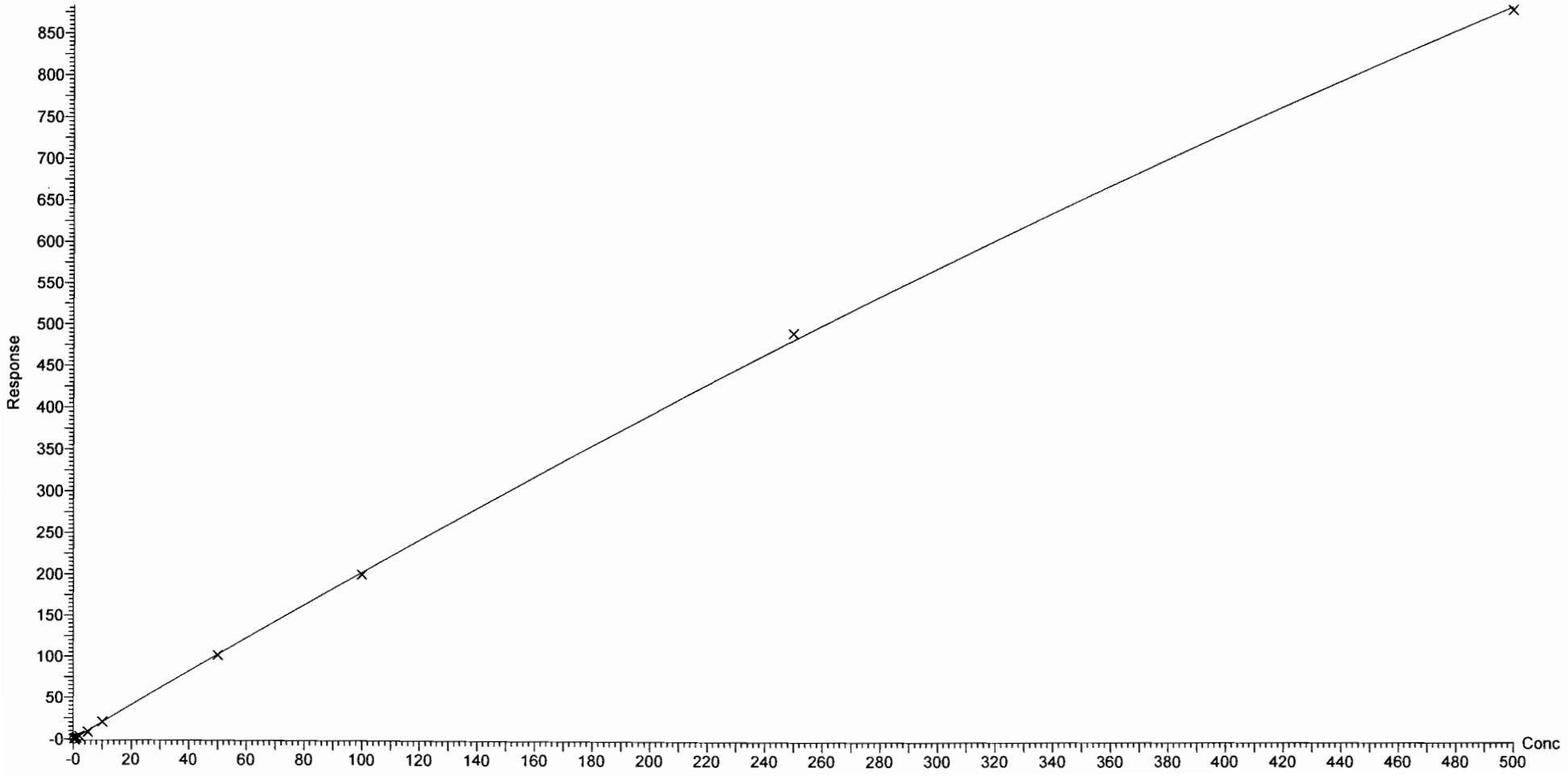

Dataset: F:\Projects\PFAS.PRO\Results\180228M1\180228M1-CRV.qld

Last Altered: Thursday, March 01, 2018 12:54:21 Pacific Standard Time
Printed: Thursday, March 01, 2018 13:01:25 Pacific Standard Time

Compound name: 6:2 FTS
Coefficient of Determination: R^2 = 0.999493
Calibration curve: -6.1827e-005 * x^2 + 0.213492 * x + -0.00864232
Response type: Internal Std (Ref 40), Area * (IS Conc. / IS Area)
Curve type: 2nd Order, Origin: Include, Weighting: 1/x, Axis trans: None

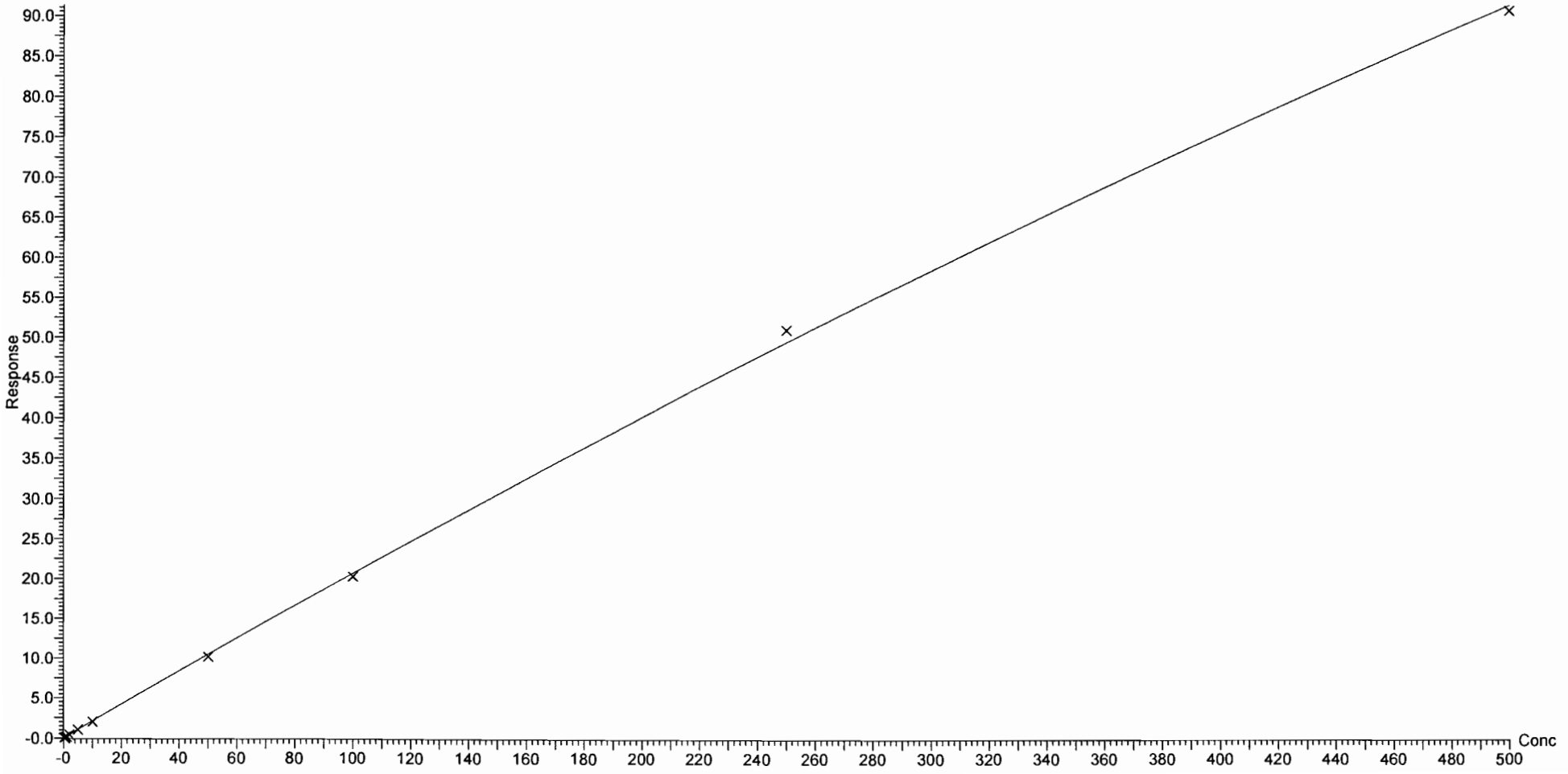

Dataset: F:\Projects\PFAS.PRO\Results\180228M1\180228M1-CRV.qld

Last Altered: Thursday, March 01, 2018 12:54:21 Pacific Standard Time
Printed: Thursday, March 01, 2018 13:01:25 Pacific Standard Time

Compound name: L-PFOA
Coefficient of Determination: R^2 = 0.999349
Calibration curve: -0.000221149 * x^2 + 0.949975 * x + 0.169885
Response type: Internal Std (Ref 40), Area * (IS Conc. / IS Area)
Curve type: 2nd Order, Origin: Exclude, Weighting: 1/x, Axis trans: None

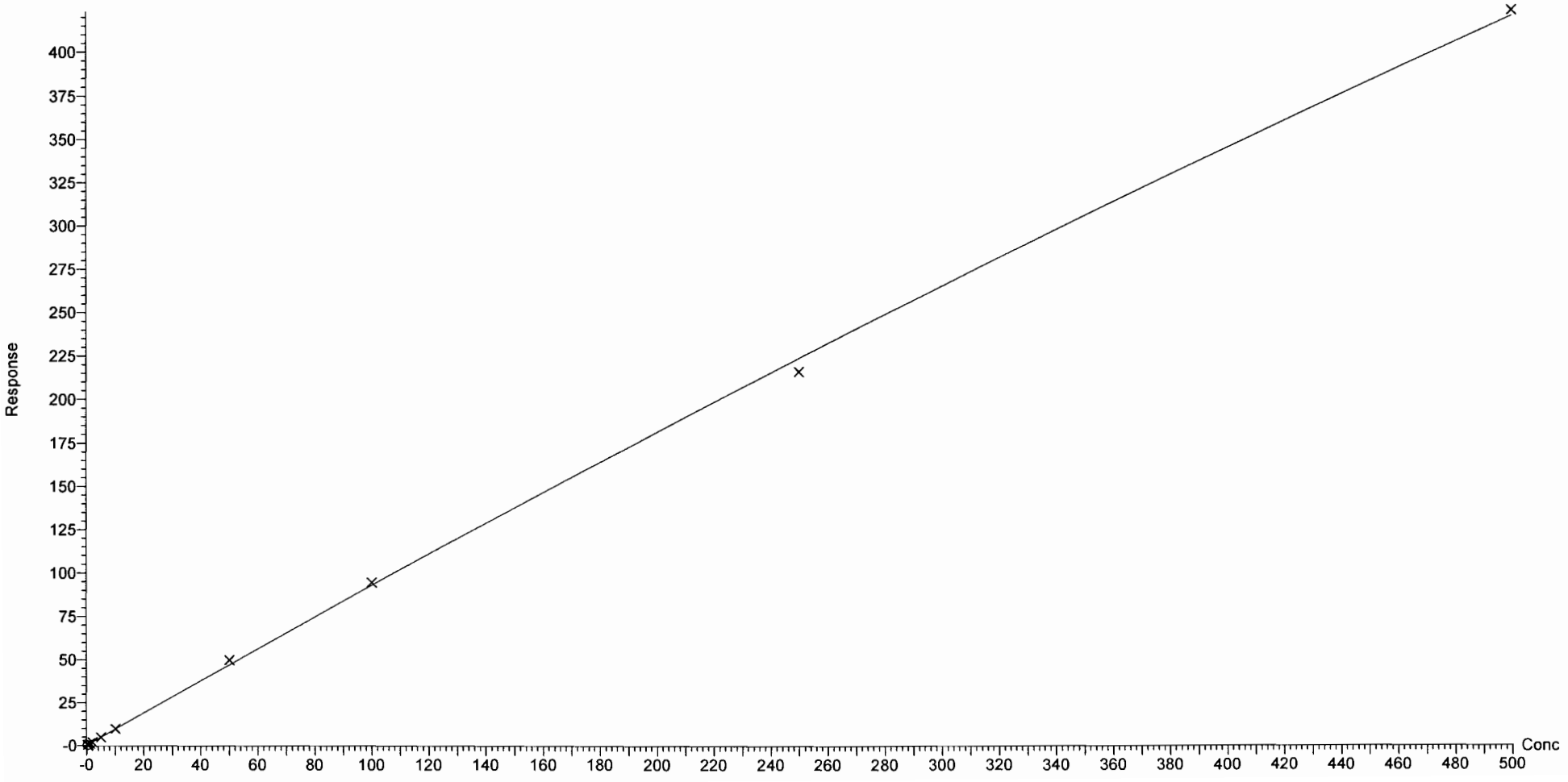

Dataset: F:\Projects\PFAS.PRO\Results\180228M1\180228M1-CRV.qld

Last Altered: Thursday, March 01, 2018 12:54:21 Pacific Standard Time
Printed: Thursday, March 01, 2018 13:01:25 Pacific Standard Time

Compound name: PFHpS
Coefficient of Determination: R^2 = 0.998387
Calibration curve: -5.43855e-005 * x^2 + 0.223749 * x + -0.00184111
Response type: Internal Std (Ref 40), Area * (IS Conc. / IS Area)
Curve type: 2nd Order, Origin: Exclude, Weighting: 1/x, Axis trans: None

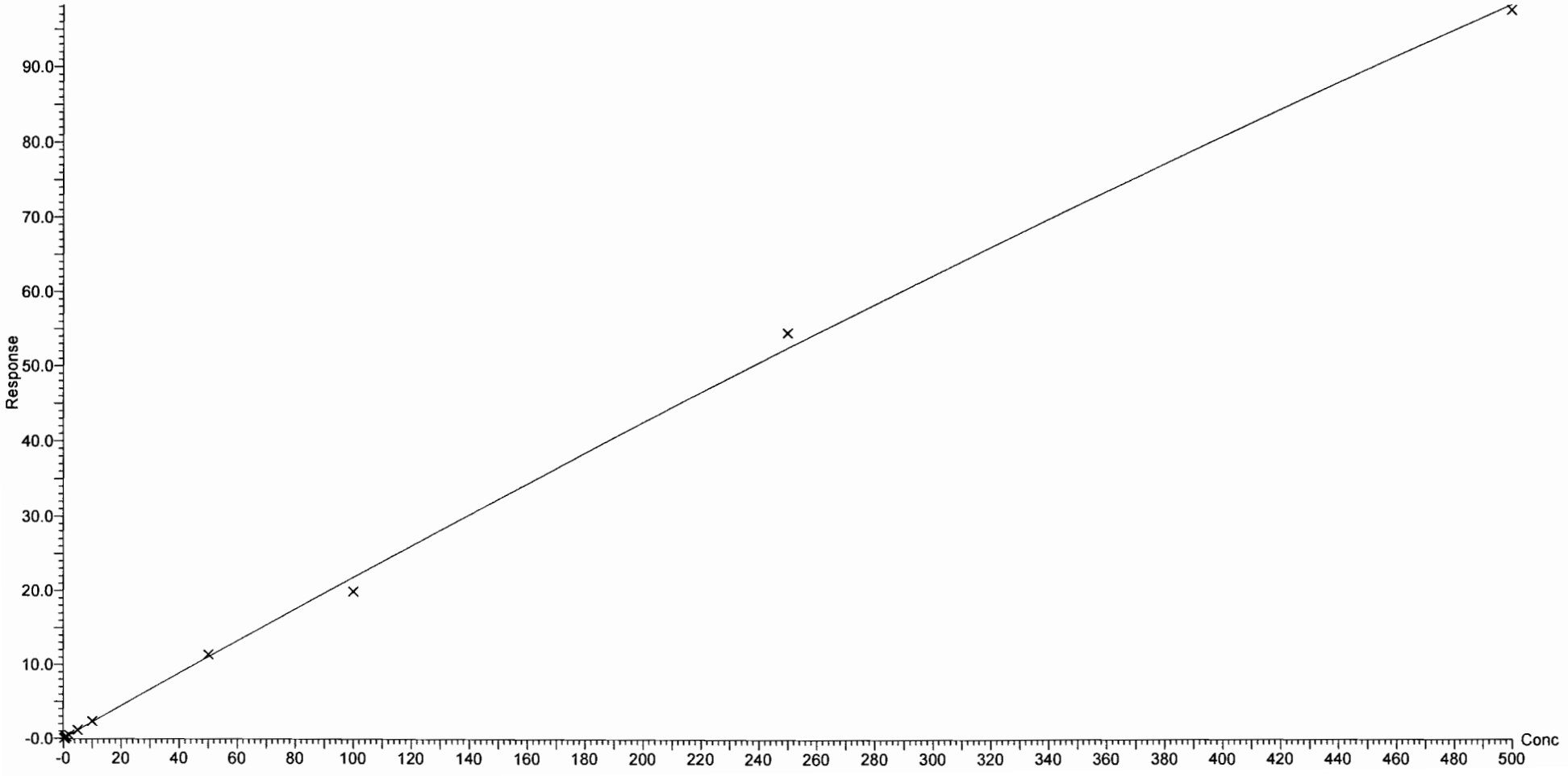

Vista Analytical Laboratory Q1

Dataset: F:\Projects\PFAS.PRO\Results\180228M1\180228M1-CRV.qld

Last Altered: Thursday, March 01, 2018 12:54:21 Pacific Standard Time
Printed: Thursday, March 01, 2018 13:01:25 Pacific Standard Time

Compound name: PFNA
Coefficient of Determination: R^2 = 0.999030
Calibration curve: -8.81865e-005 * x^2 + 1.2629 * x + 0.0829459
Response type: Internal Std (Ref 41), Area * (IS Conc. / IS Area)
Curve type: 2nd Order, Origin: Exclude, Weighting: 1/x, Axis trans: None

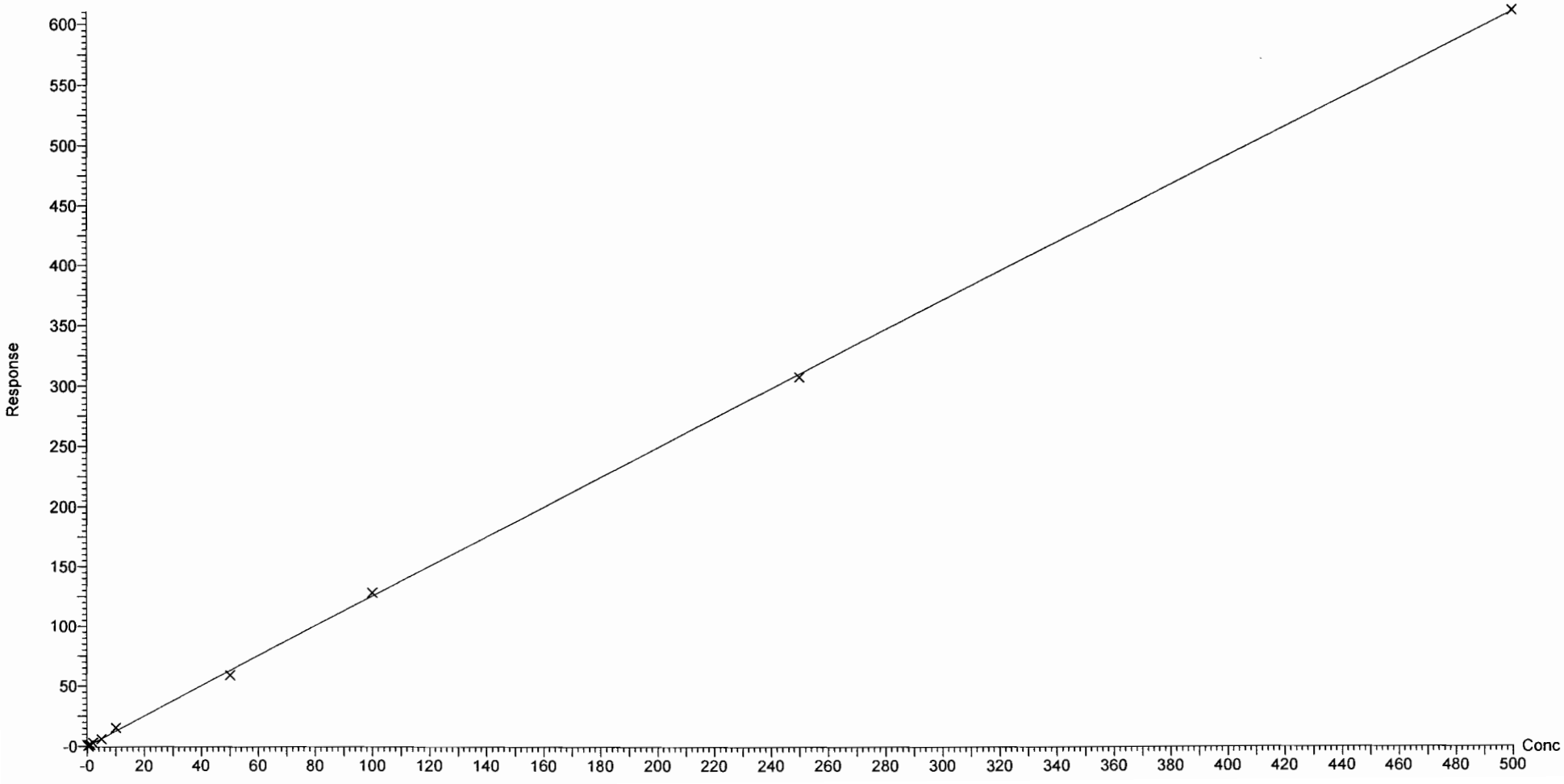

Dataset: F:\Projects\PFAS.PRO\Results\180228M1\180228M1-CRV.qld

Last Altered: Thursday, March 01, 2018 12:54:21 Pacific Standard Time
Printed: Thursday, March 01, 2018 13:01:25 Pacific Standard Time

Compound name: PFOSA
Coefficient of Determination: R^2 = 0.999639
Calibration curve: 0.000156031 * x^2 + 0.971532 * x + 0.0090602
Response type: Internal Std (Ref 42), Area * (IS Conc. / IS Area)
Curve type: 2nd Order, Origin: Exclude, Weighting: 1/x, Axis trans: None

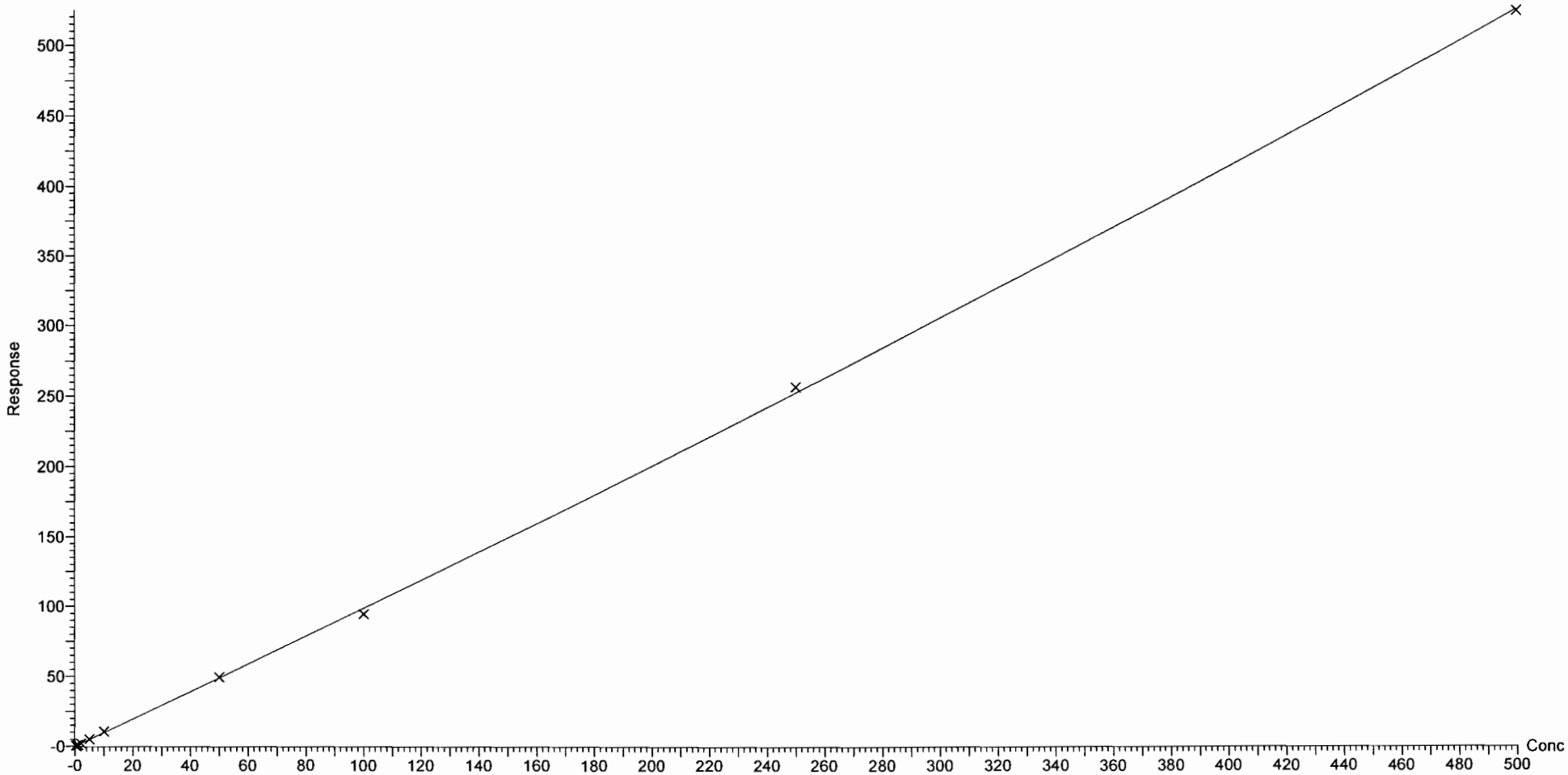

Dataset: F:\Projects\PFAS.PRO\Results\180228M1\180228M1-CRV.qld

Last Altered: Thursday, March 01, 2018 12:54:21 Pacific Standard Time
Printed: Thursday, March 01, 2018 13:01:25 Pacific Standard Time

Compound name: L-PFOS
Coefficient of Determination: R^2 = 0.998384
Calibration curve: 1.67333e-006 * x^2 + 1.01023 * x + 0.0332659
Response type: Internal Std (Ref 43), Area * (IS Conc. / IS Area)
Curve type: 2nd Order, Origin: Exclude, Weighting: 1/x, Axis trans: None

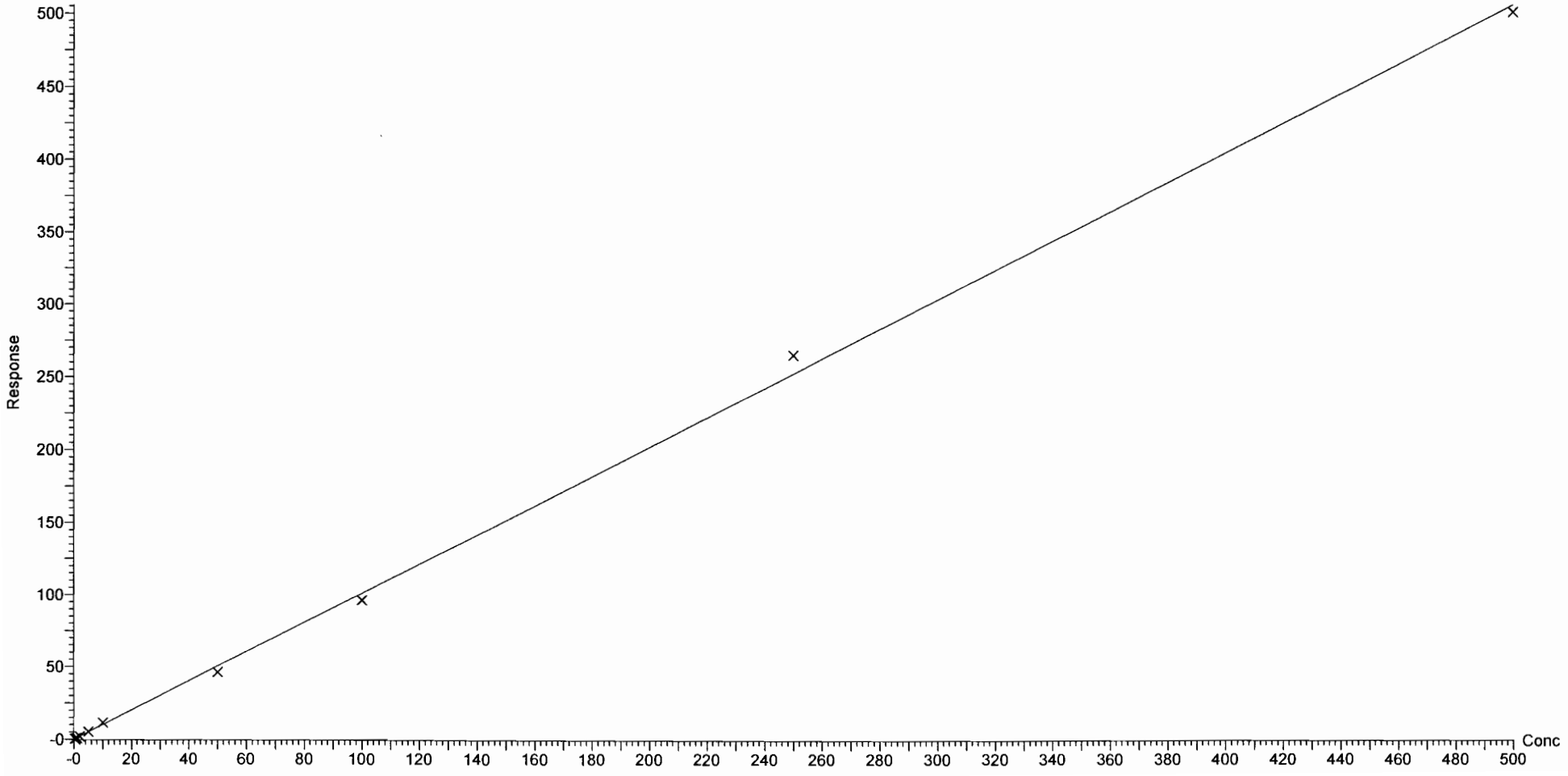

Dataset: F:\Projects\PFAS.PRO\Results\180228M1\180228M1-CRV.qld

Last Altered: Thursday, March 01, 2018 12:54:21 Pacific Standard Time
Printed: Thursday, March 01, 2018 13:01:25 Pacific Standard Time

Compound name: PFDA
Coefficient of Determination: R^2 = 0.994255
Calibration curve: -0.000968171 * x^2 + 1.47454 * x + 0.0163597
Response type: Internal Std (Ref 44), Area * (IS Conc. / IS Area)
Curve type: 2nd Order, Origin: Exclude, Weighting: 1/x, Axis trans: None

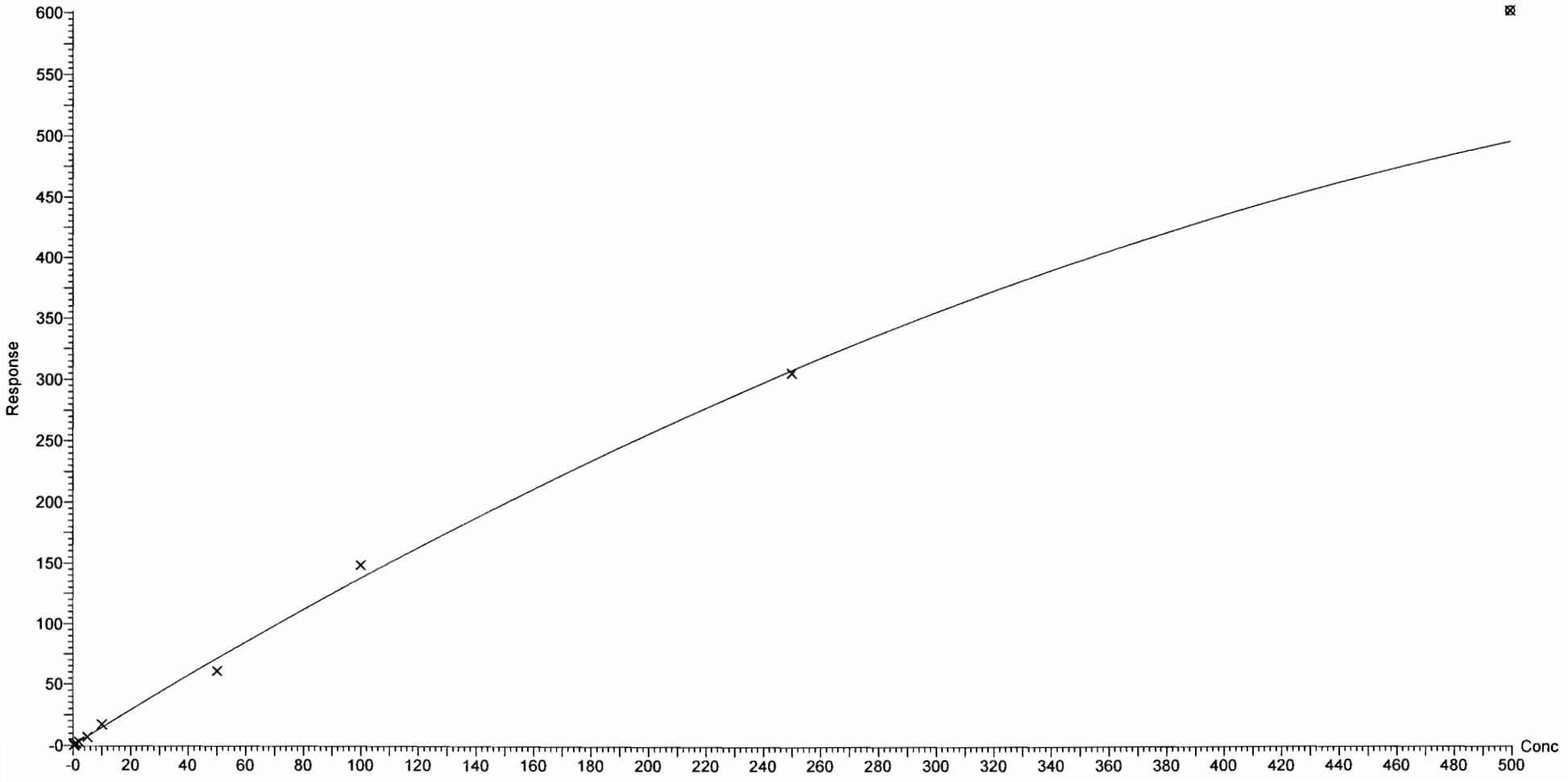

Dataset: F:\Projects\PFAS.PRO\Results\180228M1\180228M1-CRV.qld

Last Altered: Thursday, March 01, 2018 12:54:21 Pacific Standard Time
Printed: Thursday, March 01, 2018 13:01:25 Pacific Standard Time

Compound name: 8:2 FTS
Coefficient of Determination: R^2 = 0.994282
Calibration curve: -0.000766546 * x^2 + 0.283394 * x + -0.0147164
Response type: Internal Std (Ref 40), Area * (IS Conc. / IS Area)
Curve type: 2nd Order, Origin: Include, Weighting: 1/x, Axis trans: None

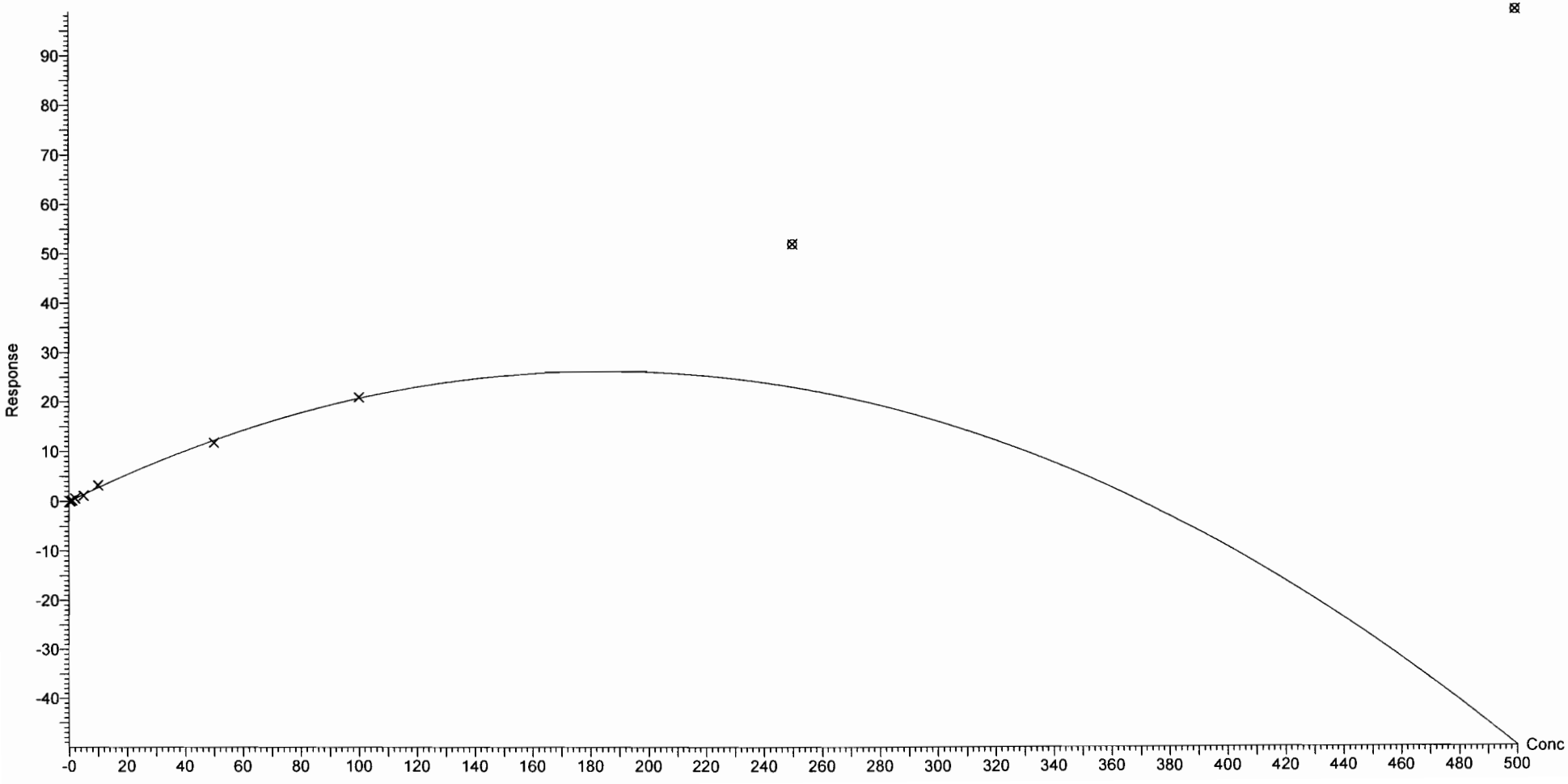

Dataset: F:\Projects\PFAS.PRO\Results\180228M1\180228M1-CRV.qld

Last Altered: Thursday, March 01, 2018 12:54:21 Pacific Standard Time
Printed: Thursday, March 01, 2018 13:01:25 Pacific Standard Time

Compound name: PFNS
Coefficient of Determination: R^2 = 0.998832
Calibration curve: -0.000125046 * x^2 + 0.804667 * x + 2.62258e-005
Response type: Internal Std (Ref 43), Area * (IS Conc. / IS Area)
Curve type: 2nd Order, Origin: Exclude, Weighting: 1/x, Axis trans: None

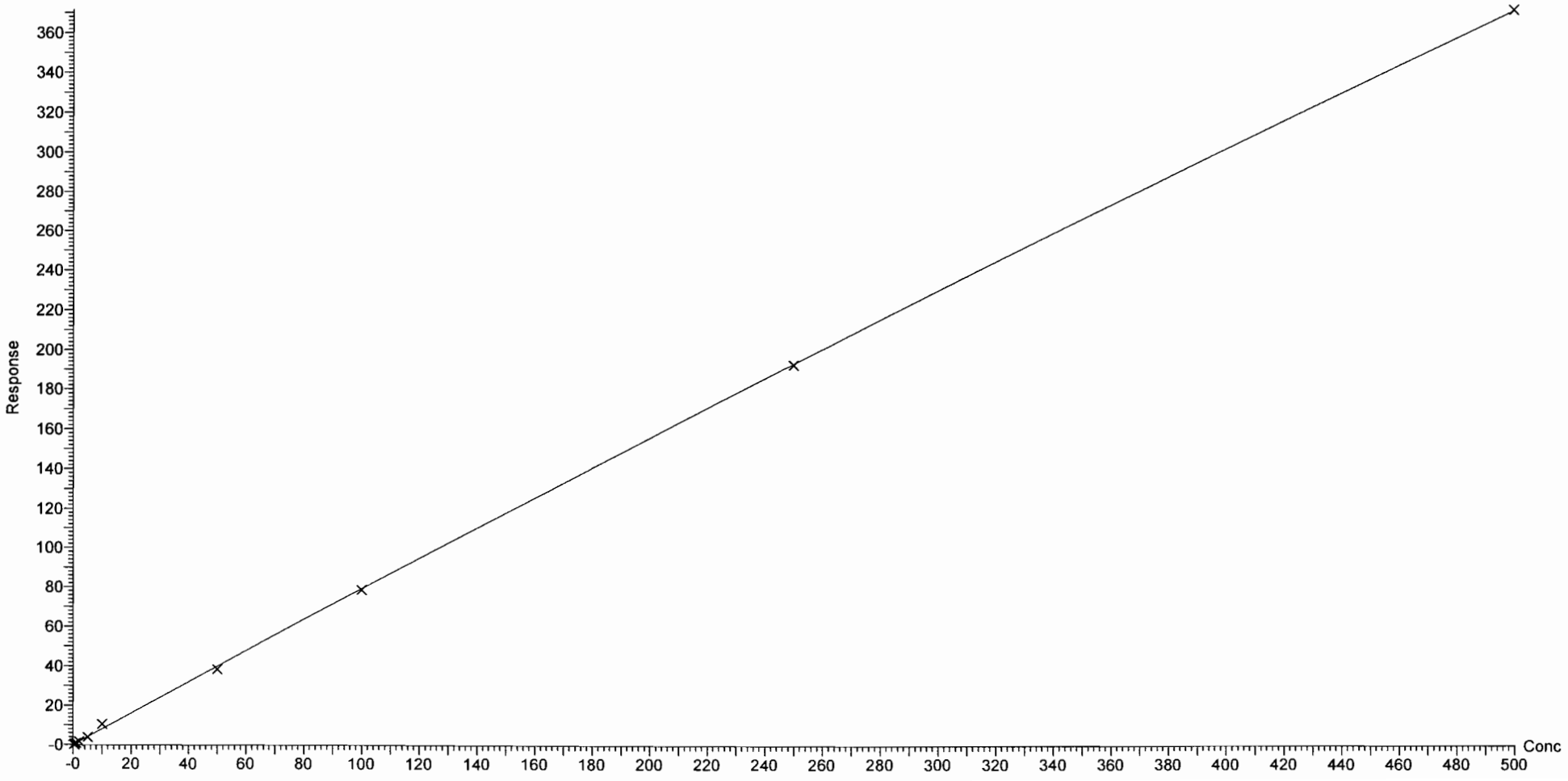

Vista Analytical Laboratory Q1

Dataset: F:\Projects\PFAS.PRO\Results\180228M1\180228M1-CRV.qld

Last Altered: Thursday, March 01, 2018 12:54:21 Pacific Standard Time
Printed: Thursday, March 01, 2018 13:01:25 Pacific Standard Time

Compound name: N-MeFOSAA
Coefficient of Determination: R^2 = 0.998127
Calibration curve: 5.69203e-005 * x^2 + 1.34761 * x + -0.0729694
Response type: Internal Std (Ref 45), Area * (IS Conc. / IS Area)
Curve type: 2nd Order, Origin: Include, Weighting: 1/x, Axis trans: None

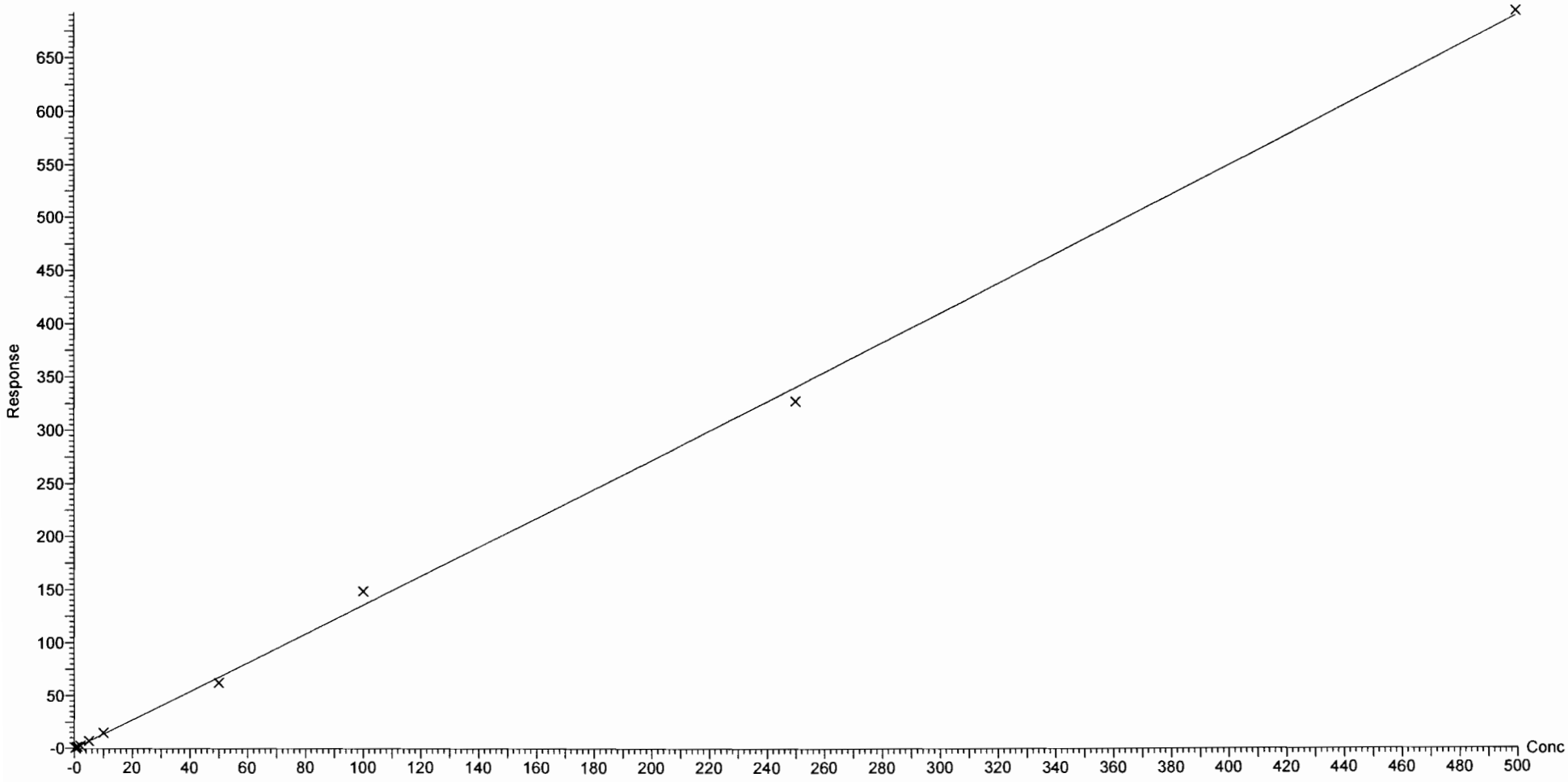

Dataset: F:\Projects\PFAS.PRO\Results\180228M1\180228M1-CRV.qld

Last Altered: Thursday, March 01, 2018 12:54:21 Pacific Standard Time
Printed: Thursday, March 01, 2018 13:01:25 Pacific Standard Time

Compound name: N-EtFOSAA
Coefficient of Determination: R^2 = 0.995033
Calibration curve: -1.91553e-005 * x^2 + 0.941653 * x + -0.0144873
Response type: Internal Std (Ref 46), Area * (IS Conc. / IS Area)
Curve type: 2nd Order, Origin: Include, Weighting: 1/x, Axis trans: None

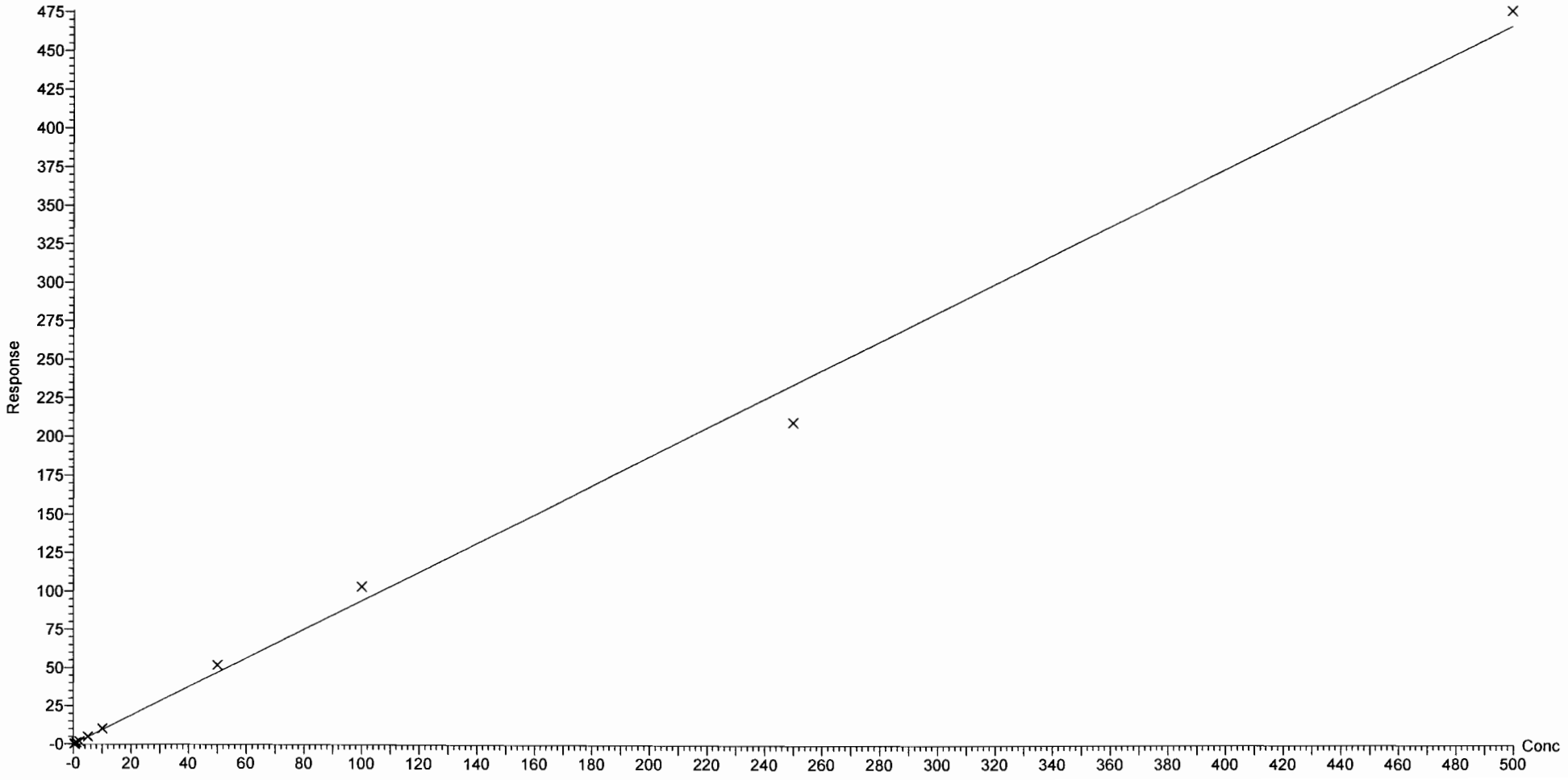

Vista Analytical Laboratory Q1

Dataset: F:\Projects\PFAS.PRO\Results\180228M1\180228M1-CRV.qld

Last Altered: Thursday, March 01, 2018 12:54:21 Pacific Standard Time
Printed: Thursday, March 01, 2018 13:01:25 Pacific Standard Time

Compound name: PFUdA
Coefficient of Determination: R^2 = 0.998571
Calibration curve: -0.000180071 * x^2 + 0.990692 * x + 0.104625
Response type: Internal Std (Ref 47), Area * (IS Conc. / IS Area)
Curve type: 2nd Order, Origin: Exclude, Weighting: 1/x, Axis trans: None

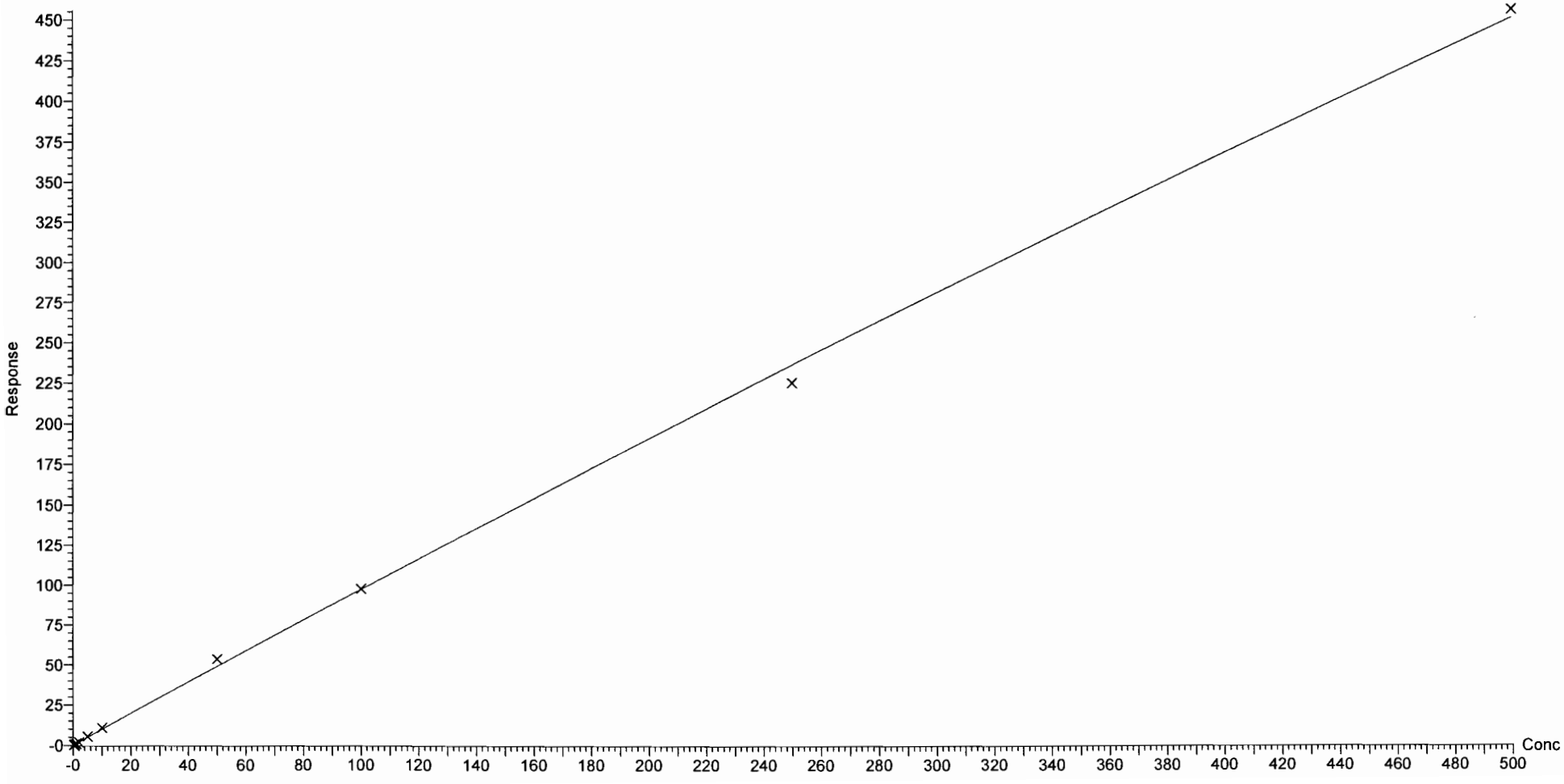

Dataset: F:\Projects\PFAS.PRO\Results\180228M1\180228M1-CRV.qld

Last Altered: Thursday, March 01, 2018 12:54:21 Pacific Standard Time
Printed: Thursday, March 01, 2018 13:01:25 Pacific Standard Time

Compound name: PFDS
Coefficient of Determination: R^2 = 0.994903
Calibration curve: -2.67114e-005 * x^2 + 0.232211 * x + 0.0711457
Response type: Internal Std (Ref 47), Area * (IS Conc. / IS Area)
Curve type: 2nd Order, Origin: Exclude, Weighting: 1/x, Axis trans: None

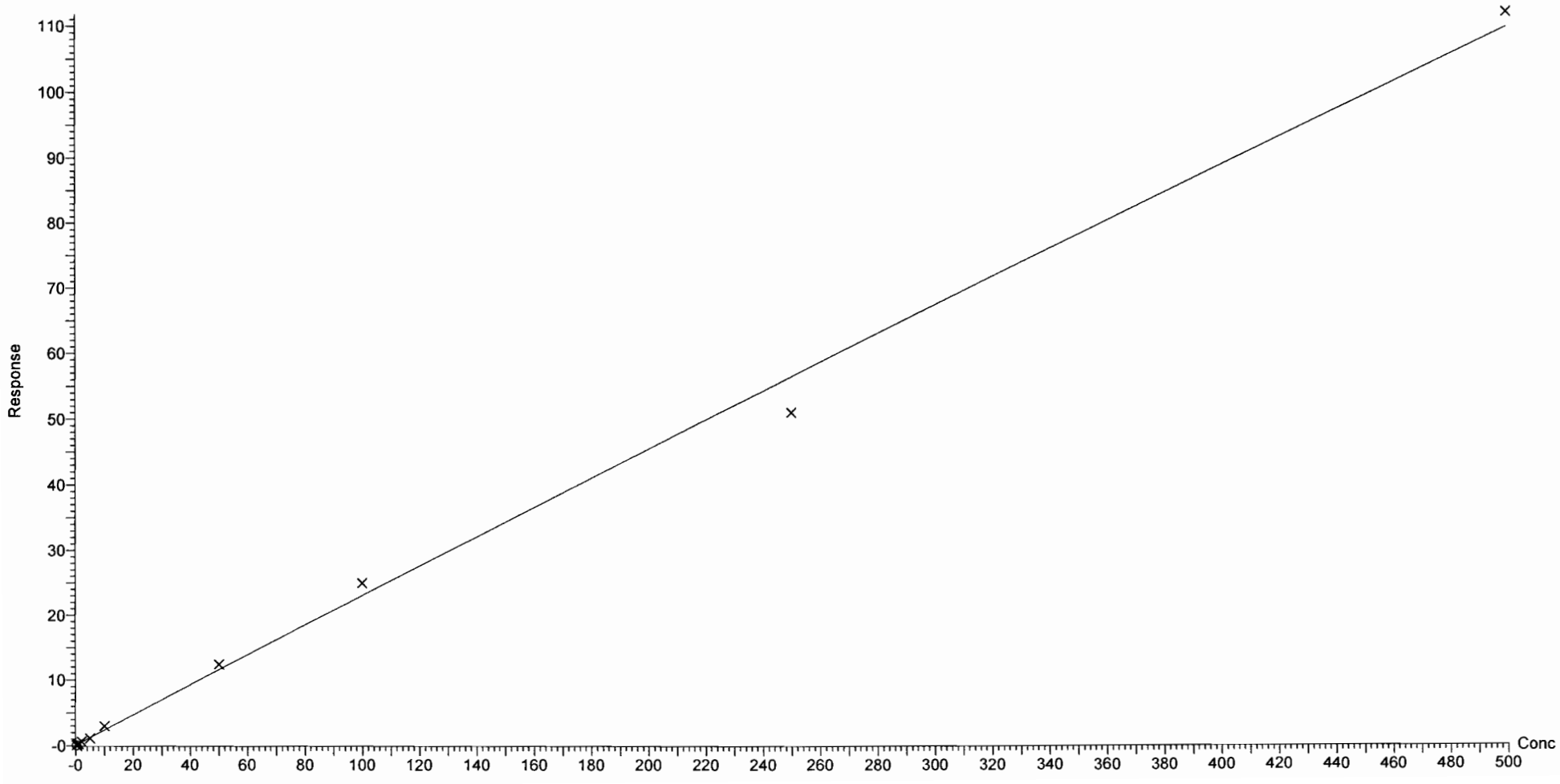

Vista Analytical Laboratory Q1

Dataset: F:\Projects\PFAS.PRO\Results\180228M1\180228M1-CRV.qld

Last Altered: Thursday, March 01, 2018 12:54:21 Pacific Standard Time
Printed: Thursday, March 01, 2018 13:01:25 Pacific Standard Time

Compound name: PFDoA
Coefficient of Determination: R^2 = 0.996546
Calibration curve: 0.000353853 * x^2 + 1.24337 * x + 0.0715804
Response type: Internal Std (Ref 48), Area * (IS Conc. / IS Area)
Curve type: 2nd Order, Origin: Exclude, Weighting: 1/x, Axis trans: None

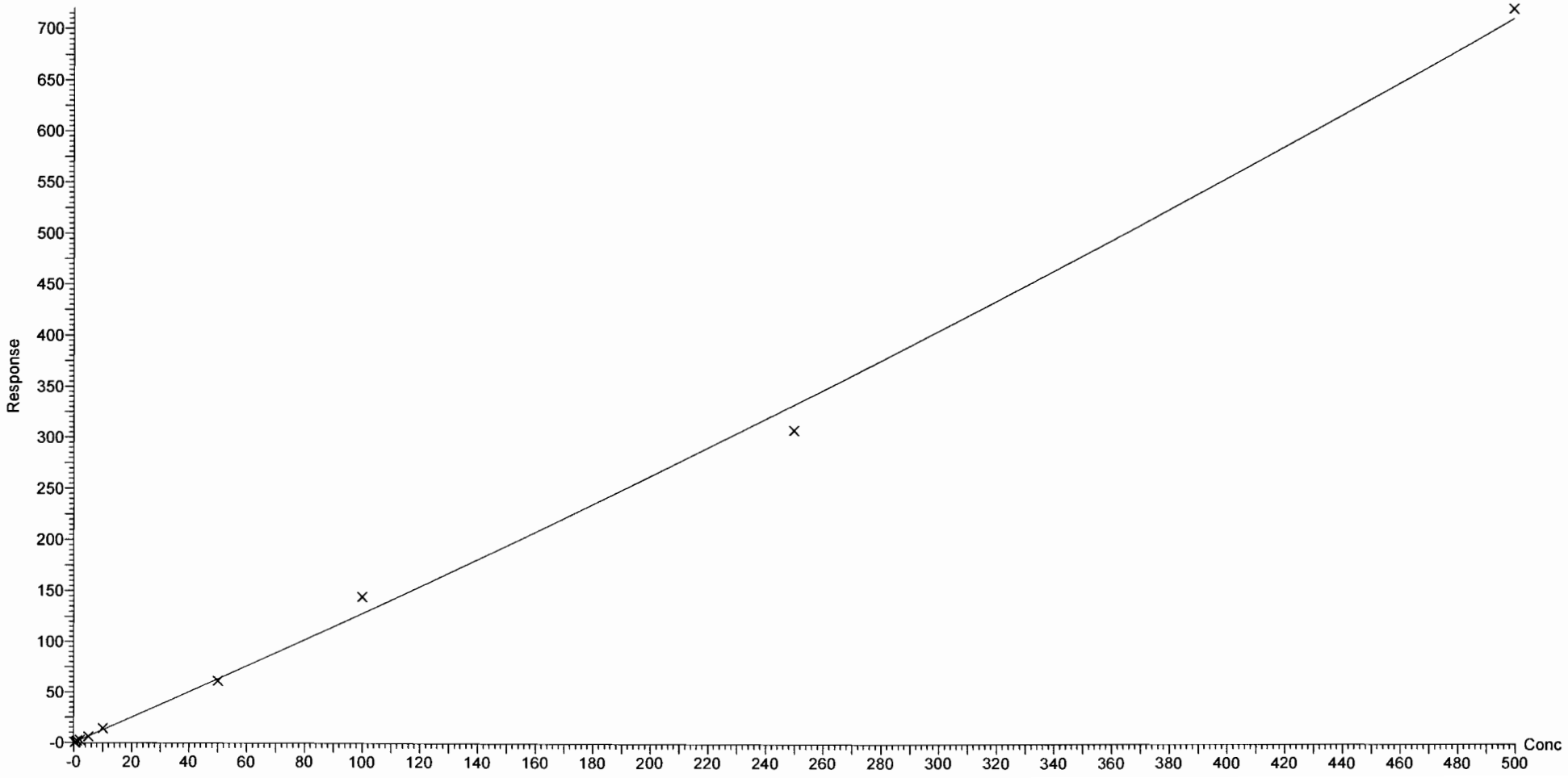

Dataset: F:\Projects\PFAS.PRO\Results\180228M1\180228M1-CRV.qld

Last Altered: Thursday, March 01, 2018 12:54:21 Pacific Standard Time
Printed: Thursday, March 01, 2018 13:01:25 Pacific Standard Time

Compound name: N-MeFOSA
Correlation coefficient: r = 0.998328, r^2 = 0.996659
Calibration curve: 0.940855 * x + 0.495265
Response type: Internal Std (Ref 49), Area * (IS Conc. / IS Area)
Curve type: Linear, Origin: Include, Weighting: 1/x, Axis trans: None

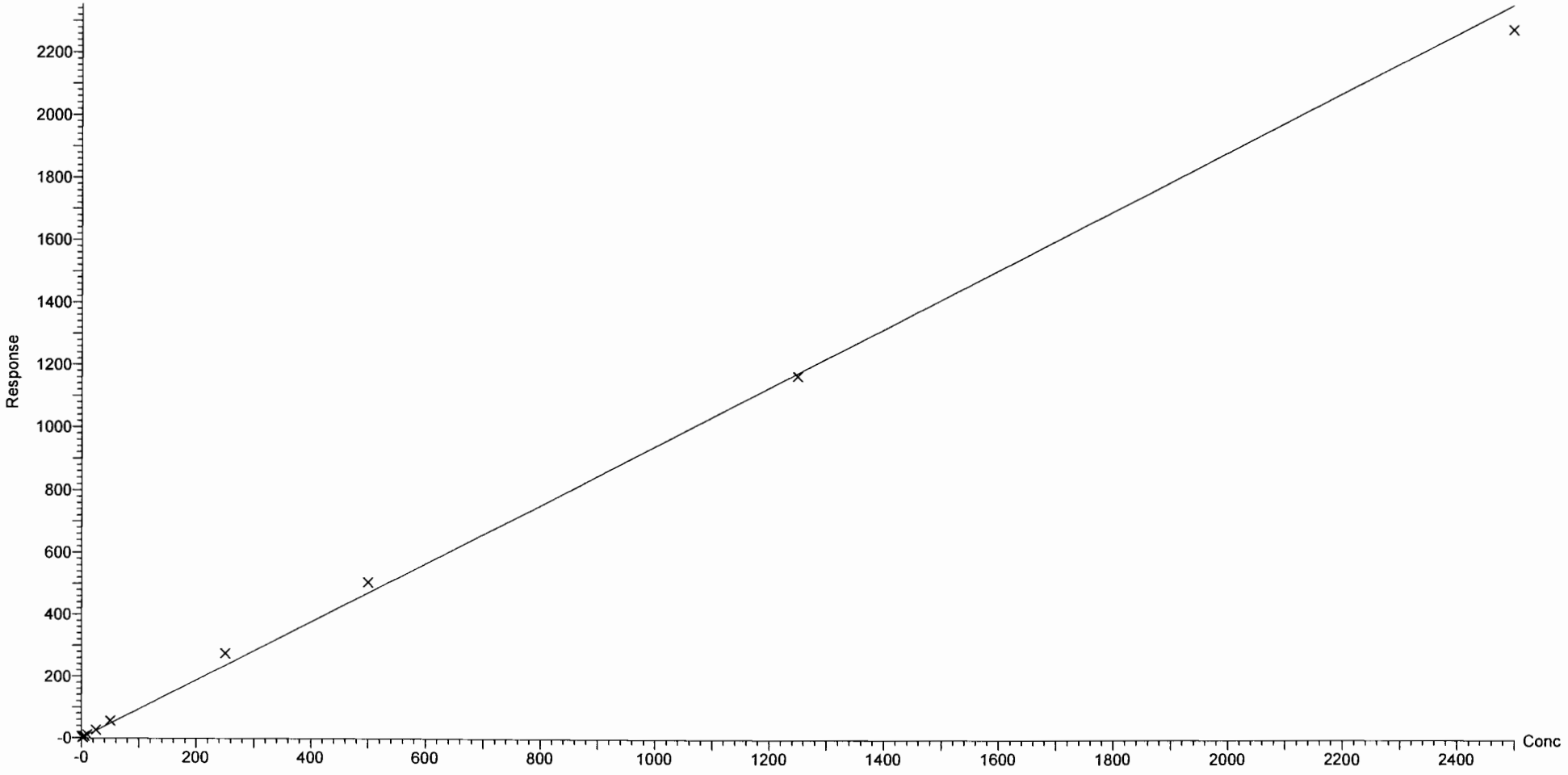

Dataset: F:\Projects\PFAS.PRO\Results\180228M1\180228M1-CRV.qld

Last Altered: Thursday, March 01, 2018 12:54:21 Pacific Standard Time
Printed: Thursday, March 01, 2018 13:01:25 Pacific Standard Time

Compound name: PFTrDA
Coefficient of Determination: R^2 = 0.995409
Calibration curve: -0.000182428 * x^2 + 1.46369 * x + -0.00500415
Response type: Internal Std (Ref 48), Area * (IS Conc. / IS Area)
Curve type: 2nd Order, Origin: Exclude, Weighting: 1/x, Axis trans: None

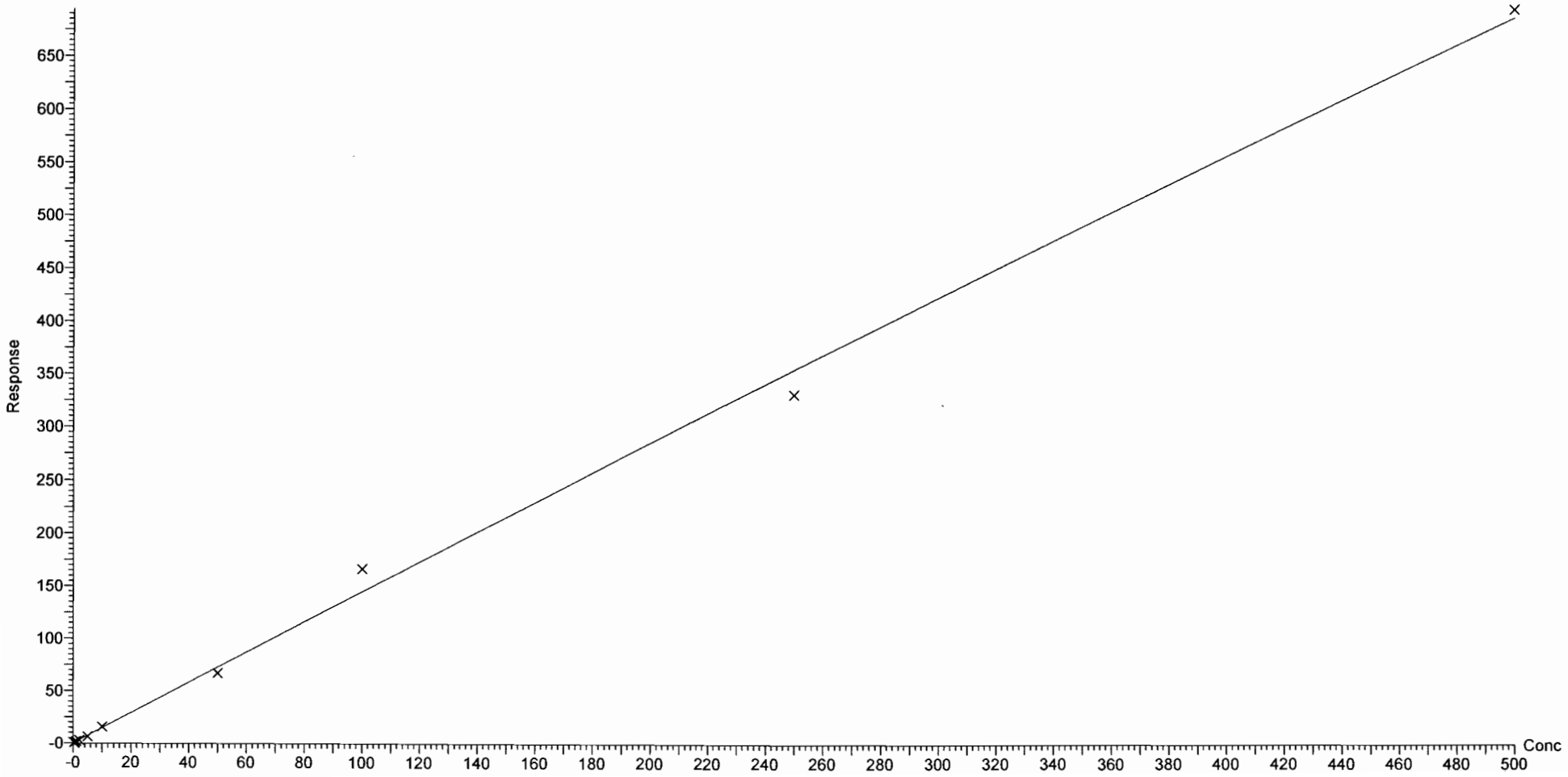

Dataset: F:\Projects\PFAS.PRO\Results\180228M1\180228M1-CRV.qld

Last Altered: Thursday, March 01, 2018 12:54:21 Pacific Standard Time
Printed: Thursday, March 01, 2018 13:01:25 Pacific Standard Time

Compound name: PFTeDA
Coefficient of Determination: R^2 = 0.994512
Calibration curve: -0.00192235 * x^2 + 2.41092 * x + 0.0485061
Response type: Internal Std (Ref 50), Area * (IS Conc. / IS Area)
Curve type: 2nd Order, Origin: Exclude, Weighting: 1/x, Axis trans: None

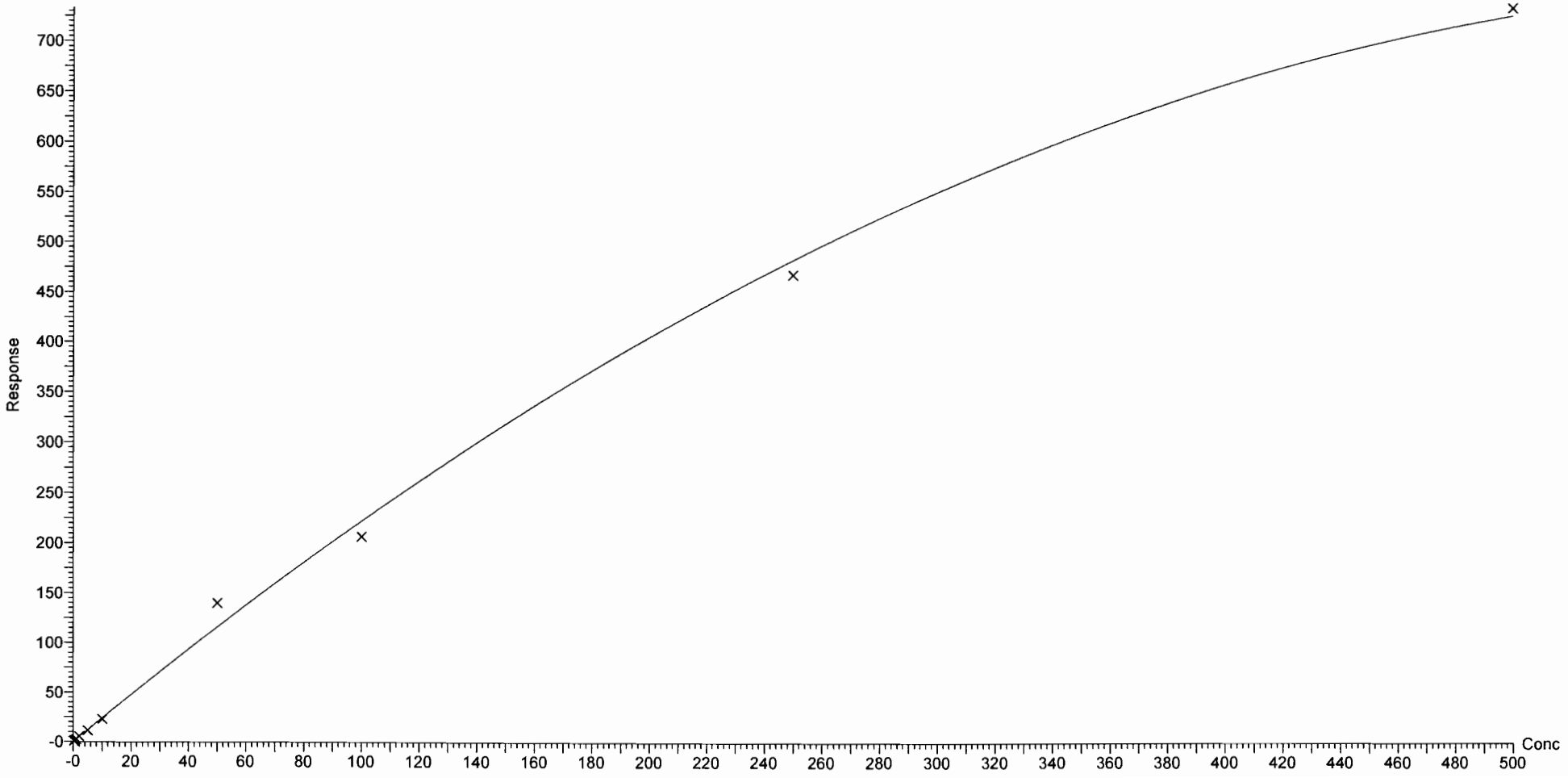

Vista Analytical Laboratory Q1

Dataset: F:\Projects\PFAS.PRO\Results\180228M1\180228M1-CRV.qld

Last Altered: Thursday, March 01, 2018 12:54:21 Pacific Standard Time
Printed: Thursday, March 01, 2018 13:01:25 Pacific Standard Time

Compound name: N-EtFOSA
Coefficient of Determination: R^2 = 0.999889
Calibration curve: -4.63839e-005 * x^2 + 0.925145 * x + 0.0552316
Response type: Internal Std (Ref 51), Area * (IS Conc. / IS Area)
Curve type: 2nd Order, Origin: Exclude, Weighting: 1/x, Axis trans: None

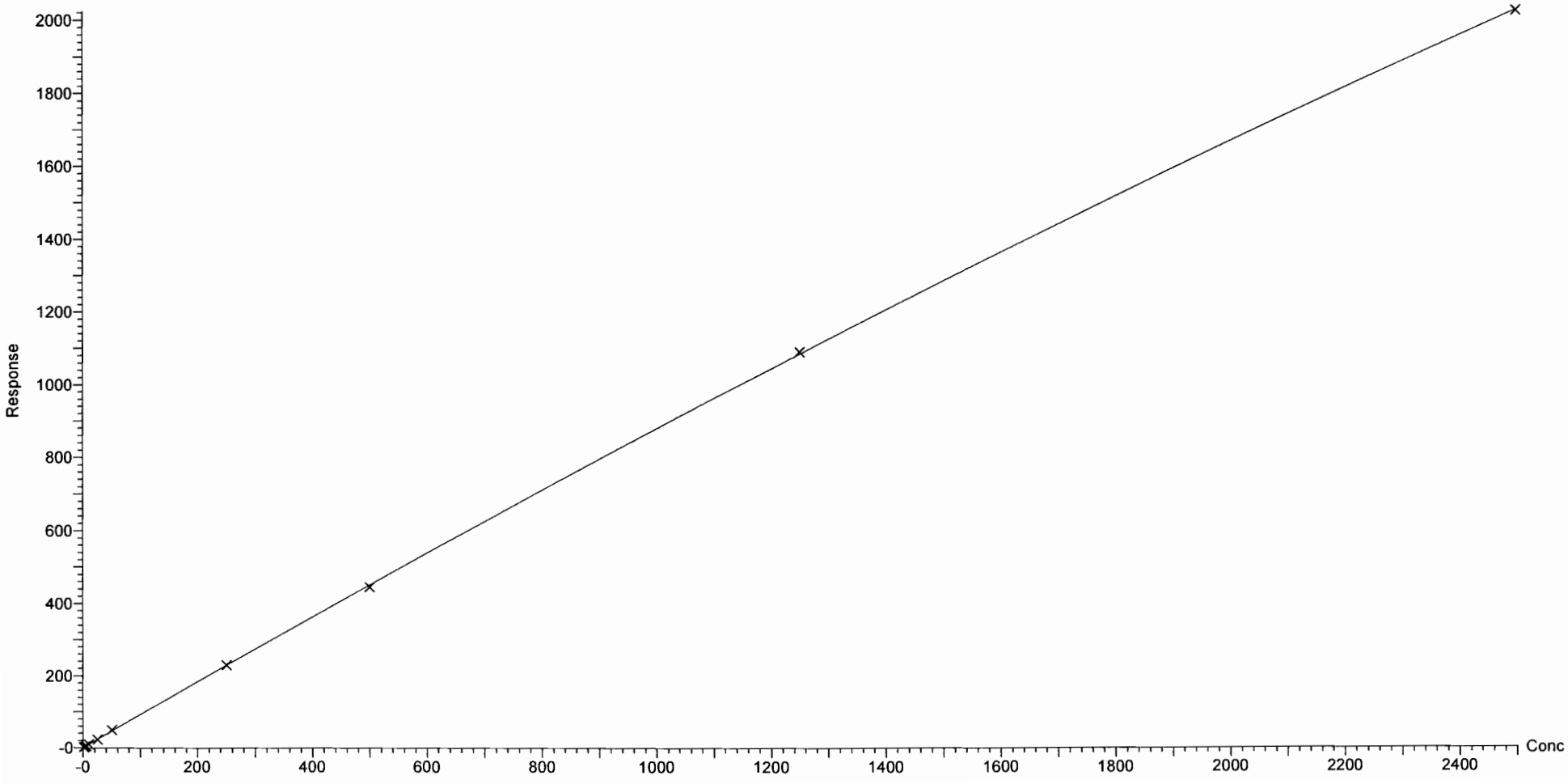

Vista Analytical Laboratory Q1

Dataset: F:\Projects\PFAS.PRO\Results\180228M1\180228M1-CRV.qld

Last Altered: Thursday, March 01, 2018 12:54:21 Pacific Standard Time
Printed: Thursday, March 01, 2018 13:01:25 Pacific Standard Time

Compound name: PFHxDA
Coefficient of Determination: R^2 = 0.998985
Calibration curve: -0.000424355 * x^2 + 0.627384 * x + 0.0611432
Response type: Internal Std (Ref 52), Area * (IS Conc. / IS Area)
Curve type: 2nd Order, Origin: Exclude, Weighting: 1/x, Axis trans: None

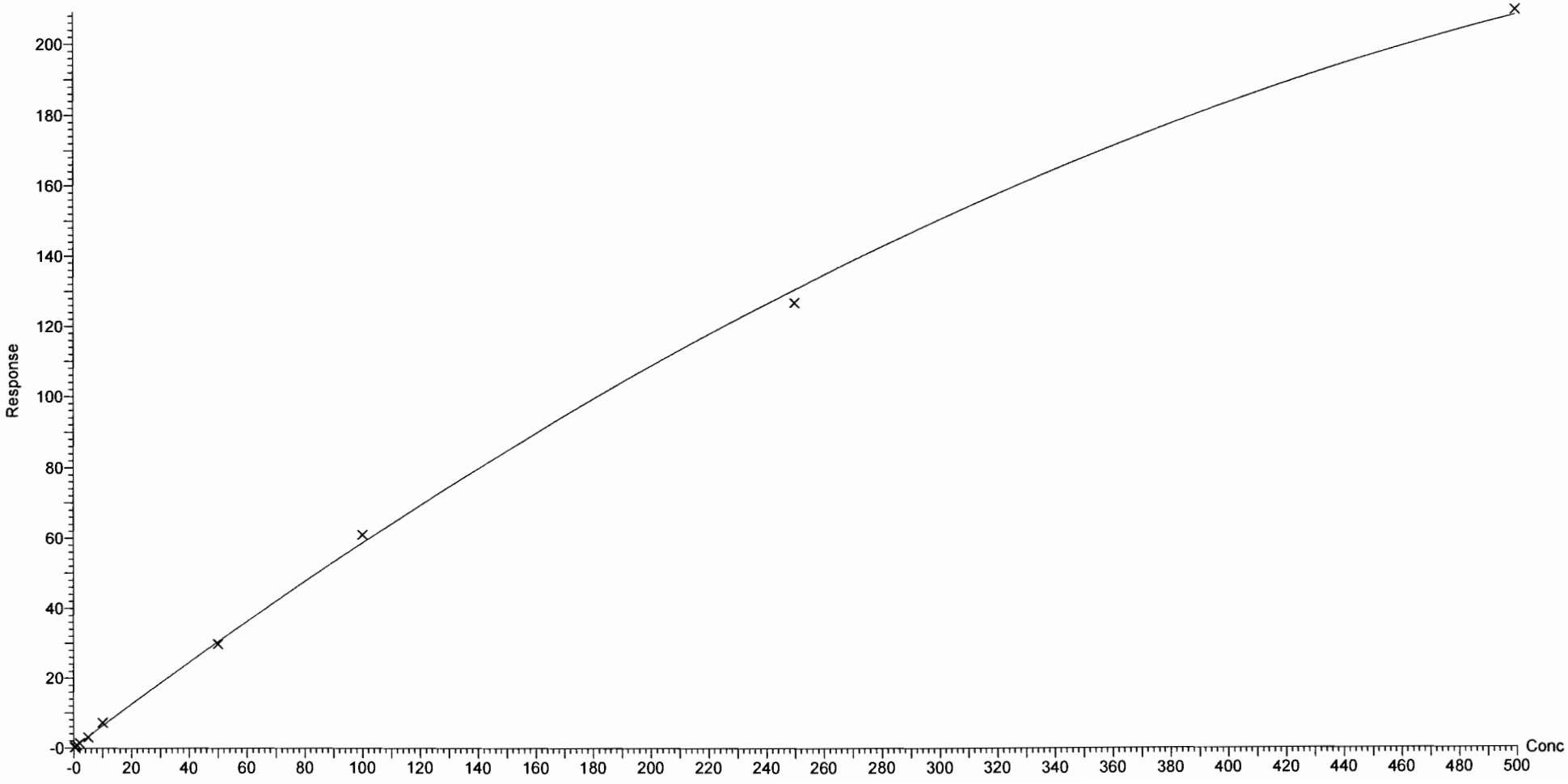

Dataset: F:\Projects\PFAS.PRO\Results\180228M1\180228M1-CRV.qld

Last Altered: Thursday, March 01, 2018 12:54:21 Pacific Standard Time
Printed: Thursday, March 01, 2018 13:01:25 Pacific Standard Time

Compound name: PFODA
Coefficient of Determination: R^2 = 0.997491
Calibration curve: -0.000302638 * x^2 + 0.675498 * x + 0.0110733
Response type: Internal Std (Ref 52), Area * (IS Conc. / IS Area)
Curve type: 2nd Order, Origin: Include, Weighting: 1/x, Axis trans: None

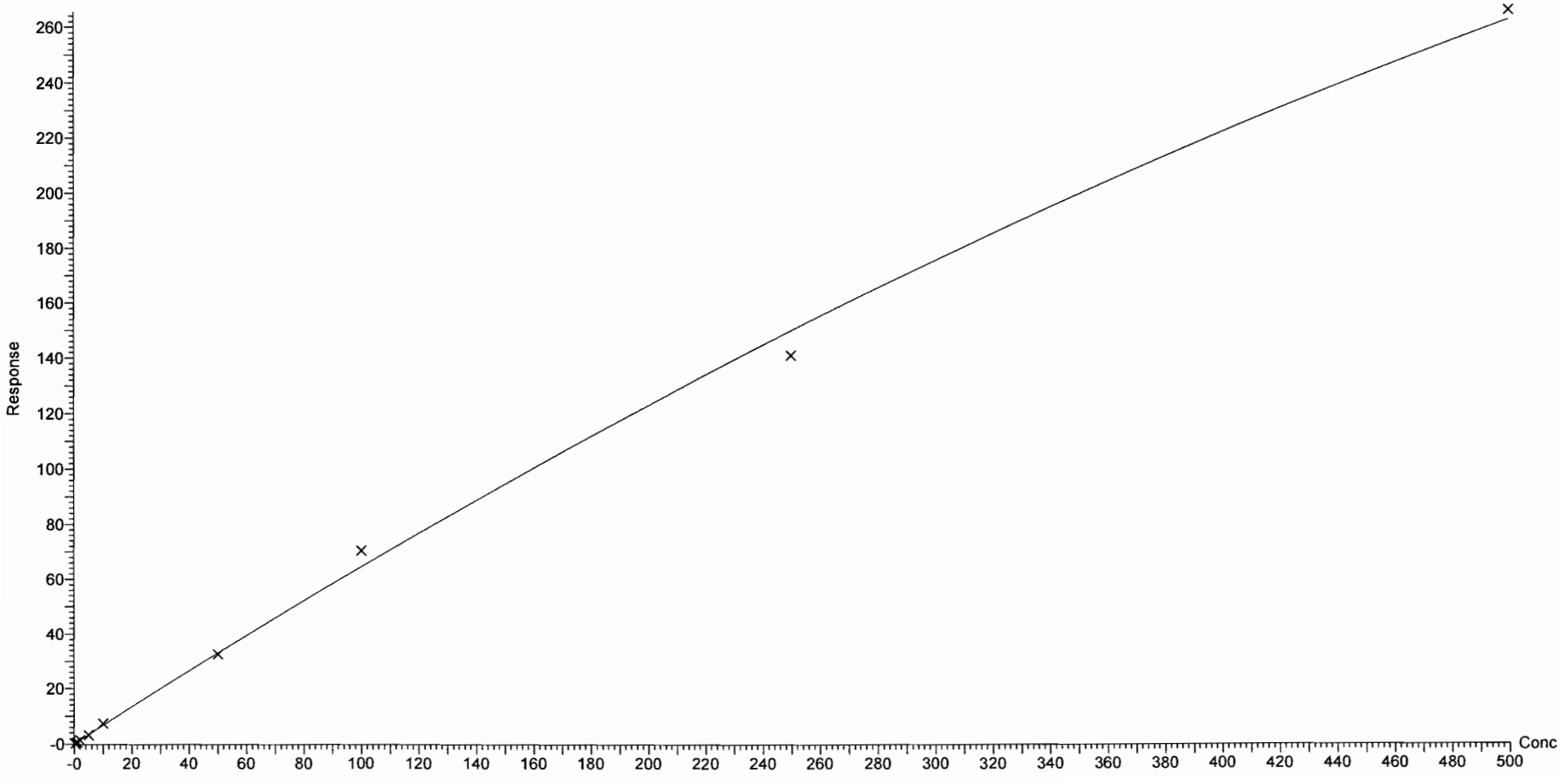

Dataset: F:\Projects\PFAS.PRO\Results\180228M1\180228M1-CRV.qld

Last Altered: Thursday, March 01, 2018 12:54:21 Pacific Standard Time
Printed: Thursday, March 01, 2018 13:01:25 Pacific Standard Time

Compound name: N-MeFOSE
Correlation coefficient: r = 0.998755, r^2 = 0.997511
Calibration curve: 1.05289 * x + -0.00995271
Response type: Internal Std (Ref 53), Area * (IS Conc. / IS Area)
Curve type: Linear, Origin: Exclude, Weighting: 1/x, Axis trans: None

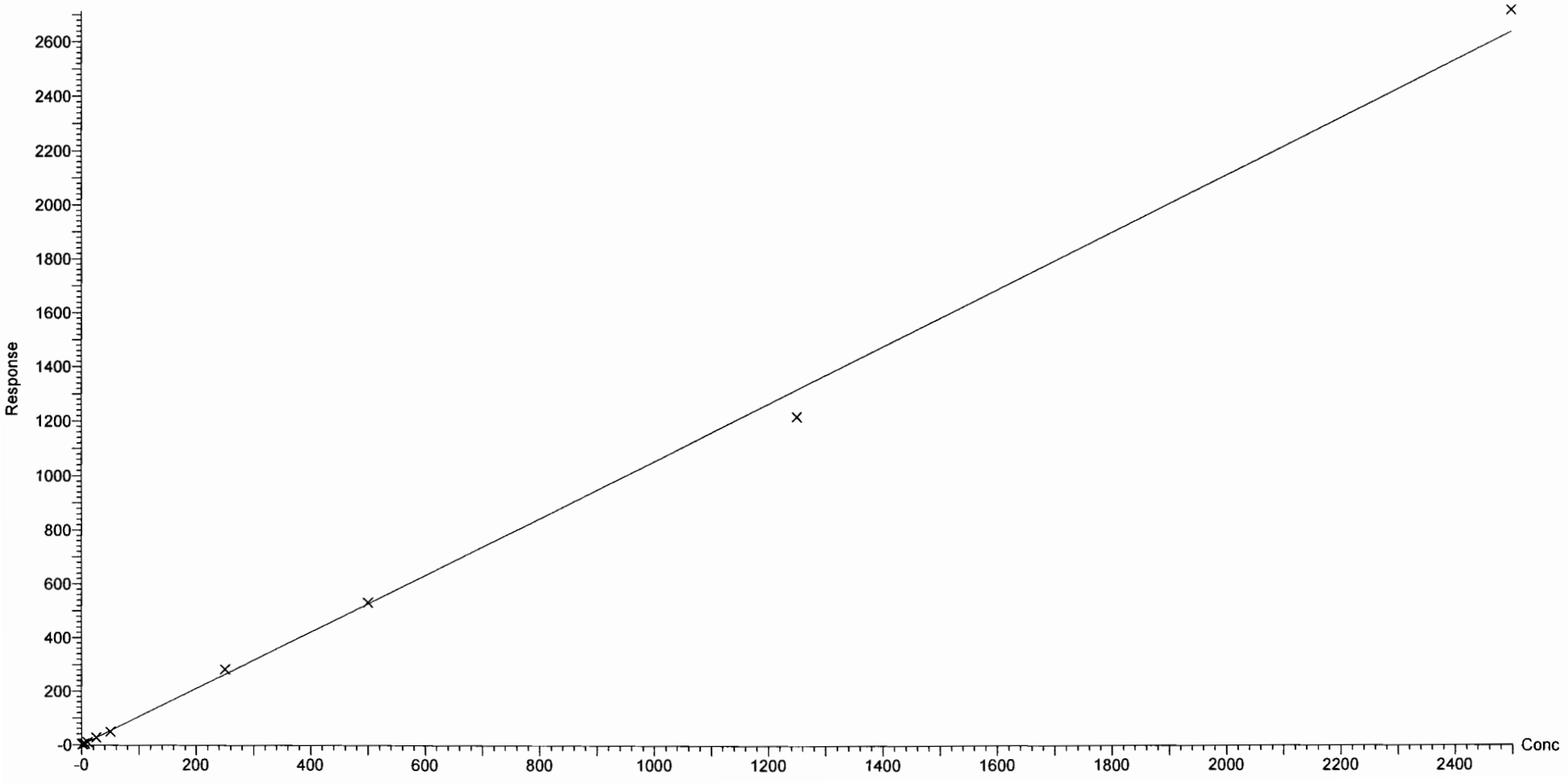

Dataset: F:\Projects\PFAS.PRO\Results\180228M1\180228M1-CRV.qld

Last Altered: Thursday, March 01, 2018 12:54:21 Pacific Standard Time
Printed: Thursday, March 01, 2018 13:01:25 Pacific Standard Time

Compound name: N-EtFOSE
Coefficient of Determination: R^2 = 0.997385
Calibration curve: -2.41702e-005 * x^2 + 1.20622 * x + 0.0810787
Response type: Internal Std (Ref 54), Area * (IS Conc. / IS Area)
Curve type: 2nd Order, Origin: Exclude, Weighting: 1/x, Axis trans: None

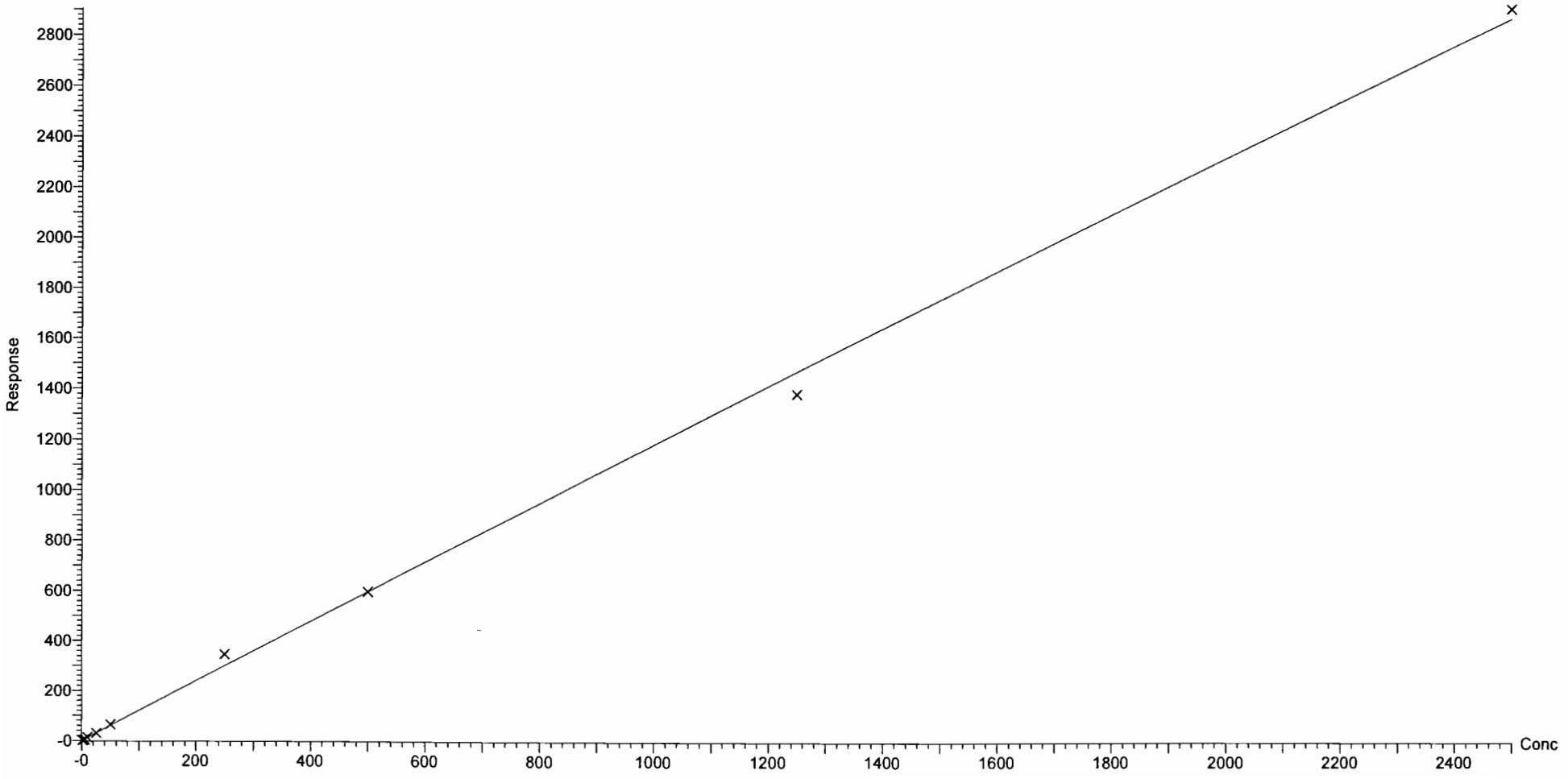

Vista Analytical Laboratory

Dataset: Untitled

Last Altered: Thursday, March 01, 2018 12:47:57 Pacific Standard Time
Printed: Thursday, March 01, 2018 12:48:35 Pacific Standard Time

Method: F:\Projects\PFAS.PRO\MethDB\PFAS_FULL_80C_022718.mdb 28 Feb 2018 13:19:45
Calibration: 01 Mar 2018 12:47:57

Name: 180228M1_2, Date: 28-Feb-2018, Time: 20:44:50, ID: ST180228M1-1 PFC CS-2 18B2312, Description: PFC CS-2 18B2312

PFBA

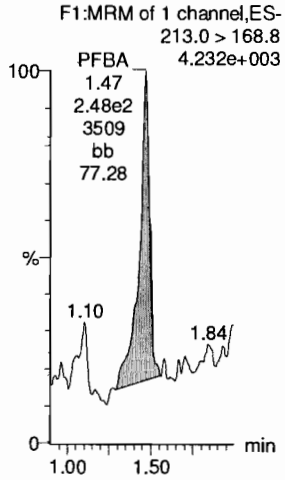

PFPeA

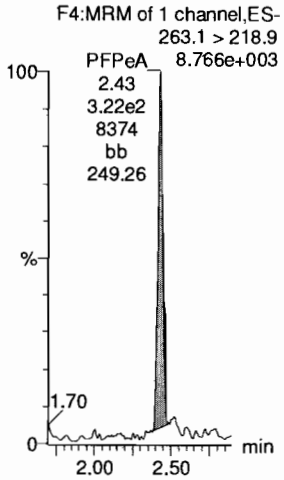

PFBS

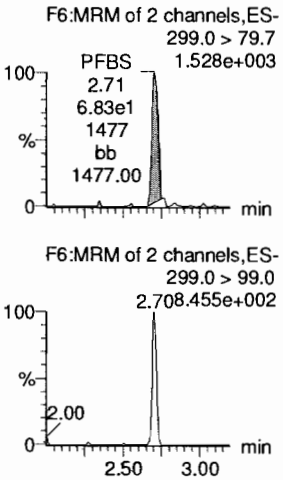

4:2 FTS

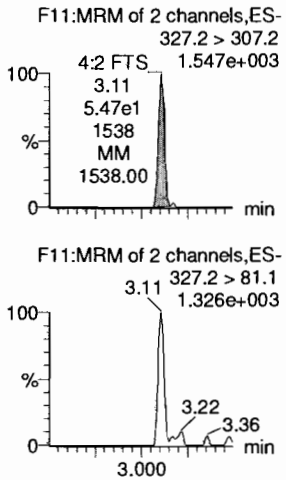

PFHxA

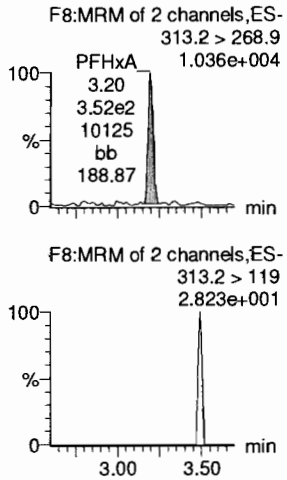

PFPeS

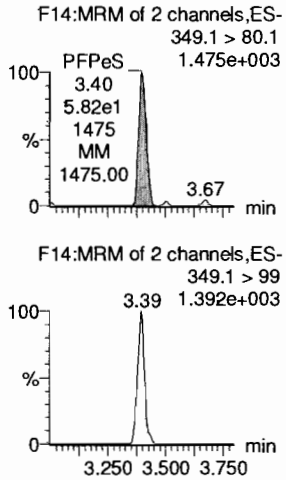

13C3-PFBA

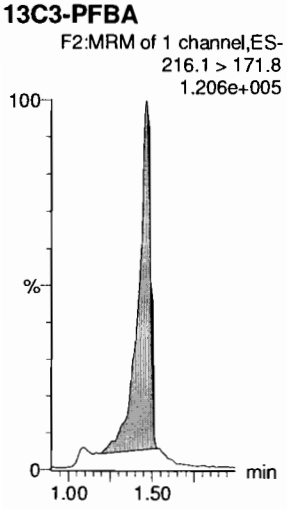

13C3-PFPeA

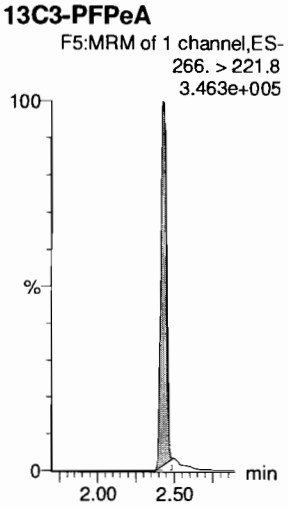

13C3-PFBS

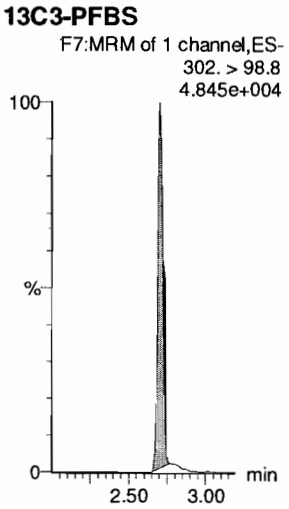

13C3-PFBS

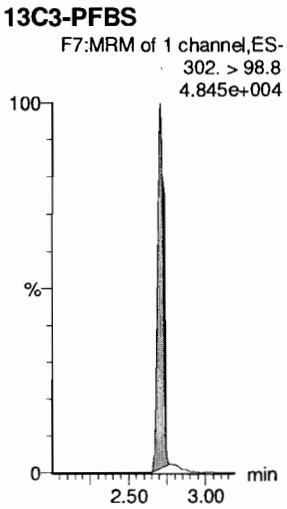

13C2-PFHxA

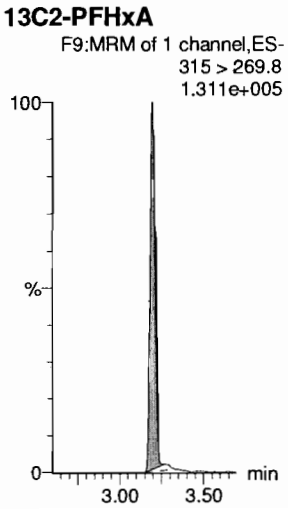

13C3-PFBS

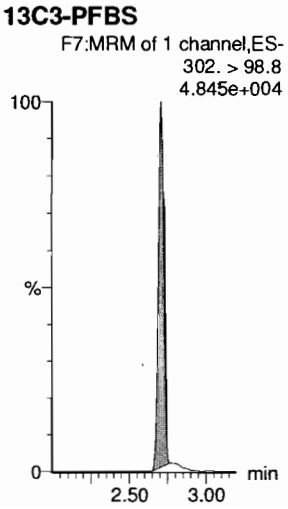

Dataset: Untitled

Last Altered: Thursday, March 01, 2018 12:45:16 Pacific Standard Time
Printed: Thursday, March 01, 2018 12:45:40 Pacific Standard Time

Name: 180228M1_2, Date: 28-Feb-2018, Time: 20:44:50, ID: ST180228M1-1 PFC CS-2 18B2312, Description: PFC CS-2 18B2312

6:2 FTS

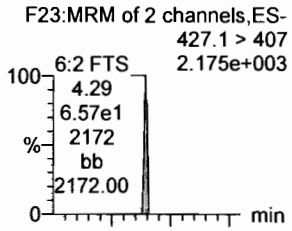

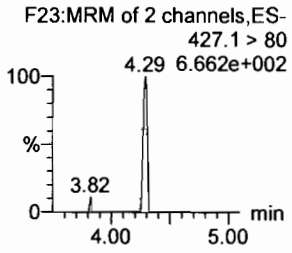

PFHpA

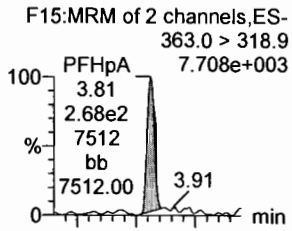

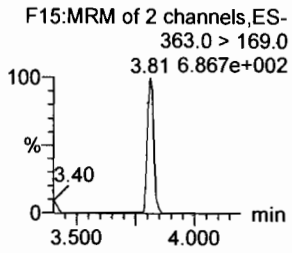

L-PFHxS

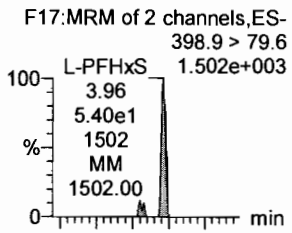

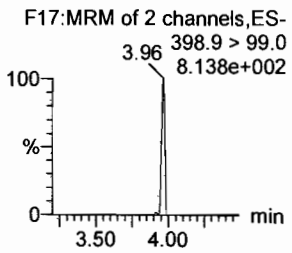

L-PFOA

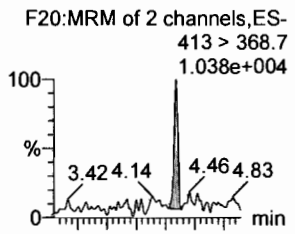

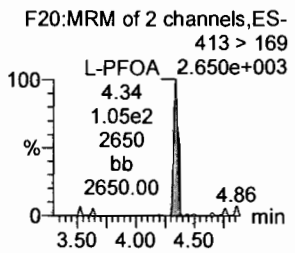

PFHpS

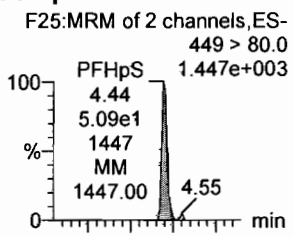

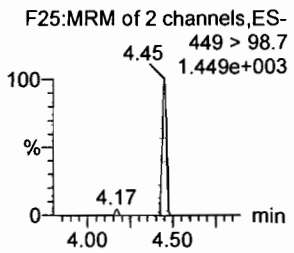

PFNA

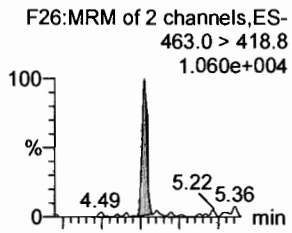

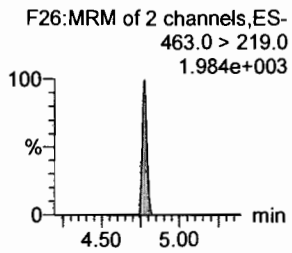

18O2-PFHxS

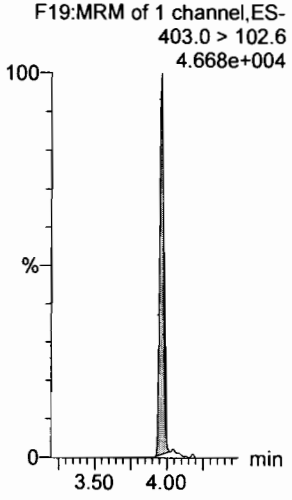

13C4-PFHpA

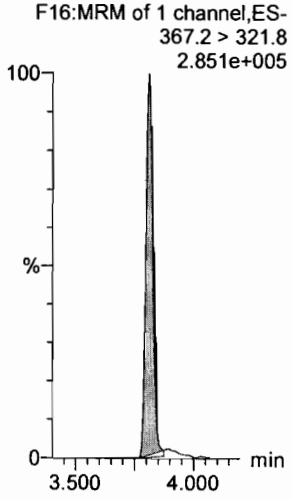

13C2-PFOA

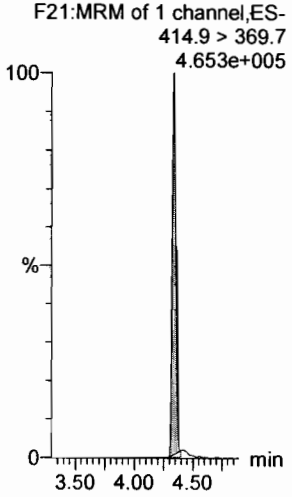

13C2-PFOA

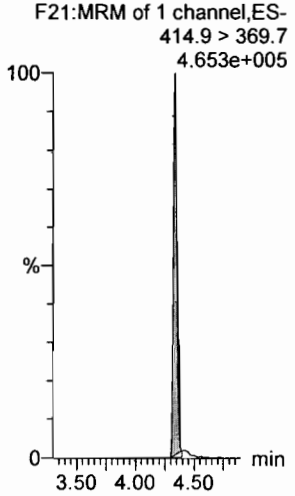

13C2-PFOA

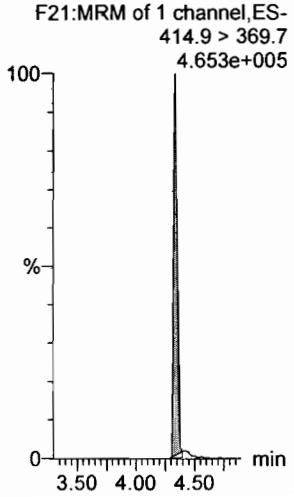

13C5-PFNA

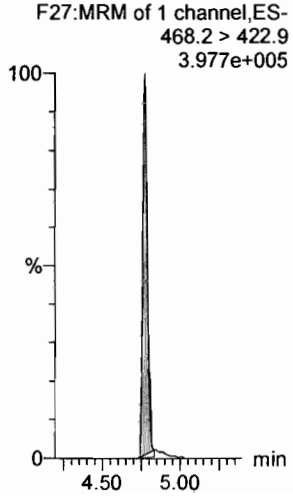

Dataset: Untitled

Last Altered: Thursday, March 01, 2018 12:45:16 Pacific Standard Time
Printed: Thursday, March 01, 2018 12:45:40 Pacific Standard Time

Name: 180228M1_2, Date: 28-Feb-2018, Time: 20:44:50, ID: ST180228M1-1 PFC CS-2 18B2312, Description: PFC CS-2 18B2312

PFOSA

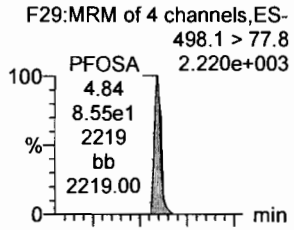

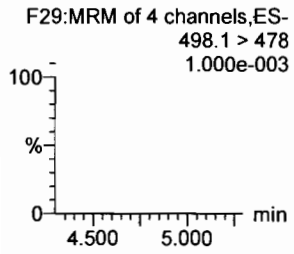

L-PFOS

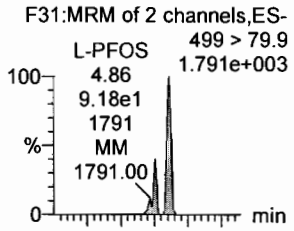

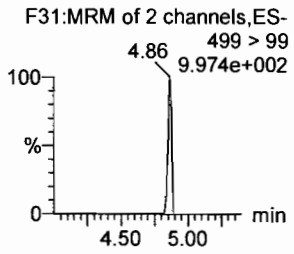

PFDA

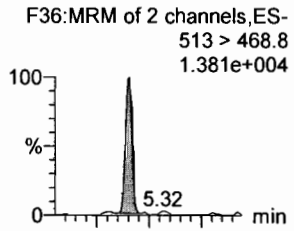

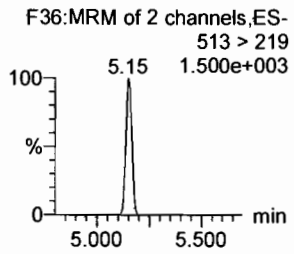

8:2 FTS

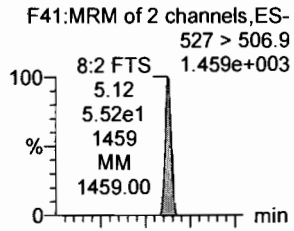

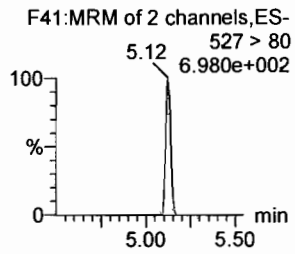

PFNS

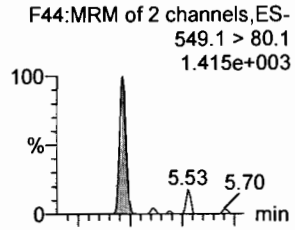

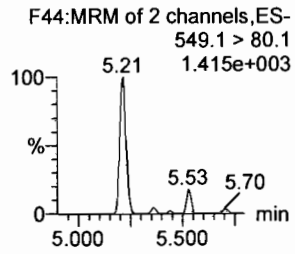

N-MeFOSAA

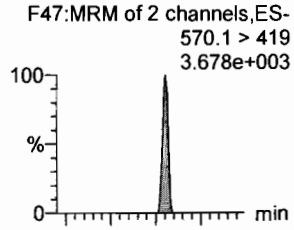

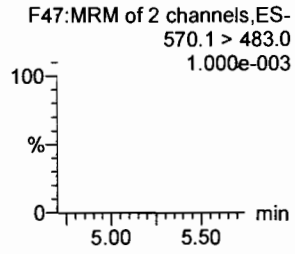

13C8-PFOSA

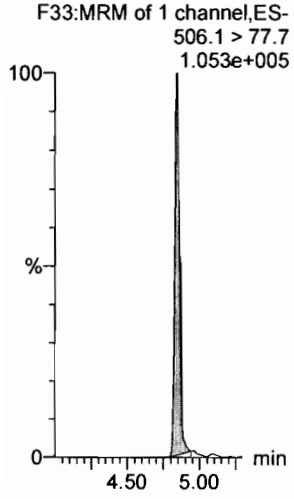

13C8-PFOS

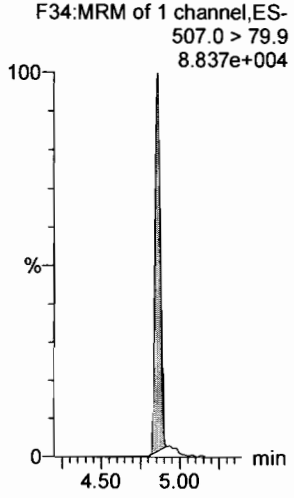

13C2-PFDA

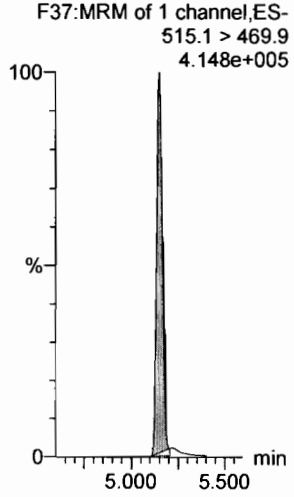

13C2-PFOA

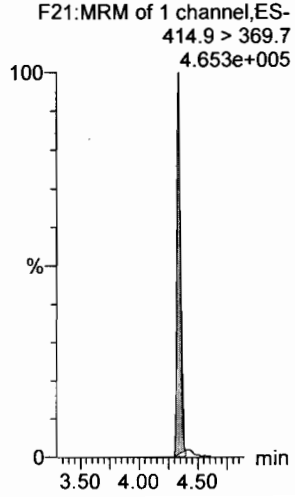

13C2-PFOA

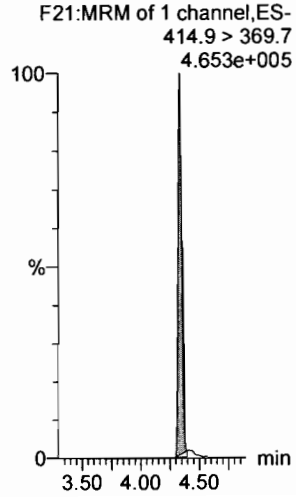

d3-N-MeFOSAA

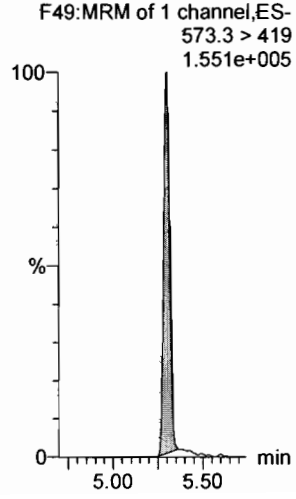

Dataset: Untitled

Last Altered: Thursday, March 01, 2018 12:45:16 Pacific Standard Time
Printed: Thursday, March 01, 2018 12:45:40 Pacific Standard Time

Name: 180228M1_2, Date: 28-Feb-2018, Time: 20:44:50, ID: ST180228M1-1 PFC CS-2 18B2312, Description: PFC CS-2 18B2312

N-EtFOSAA

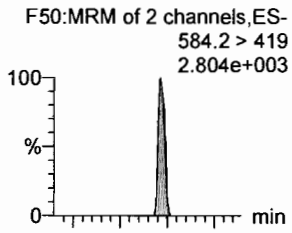

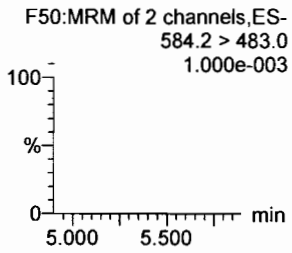

PFDoA

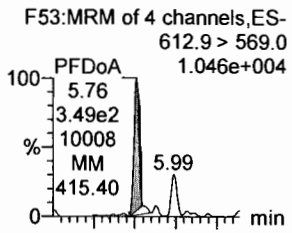

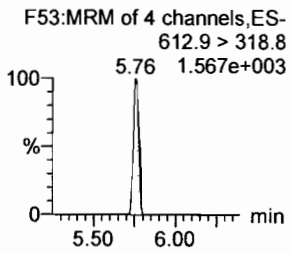

PFDS

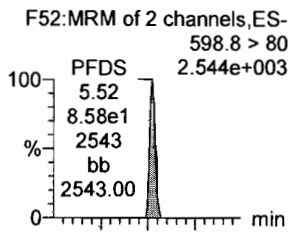

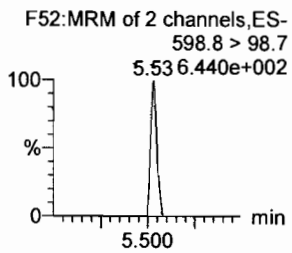

PFUdA

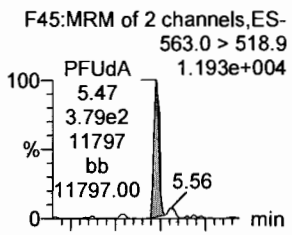

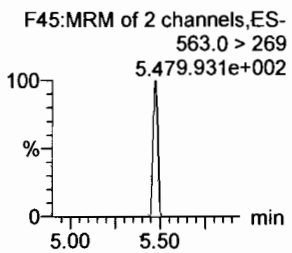

N-MeFOSA

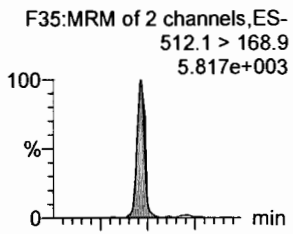

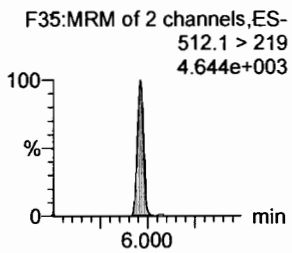

PFTrDA

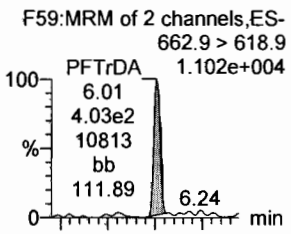

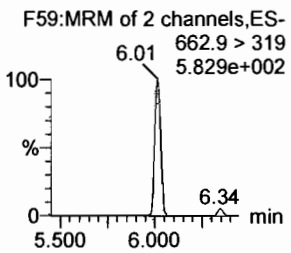

d5-N-EtFOSAA

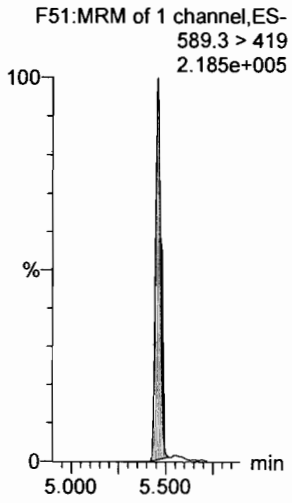

13C2-PFDoA

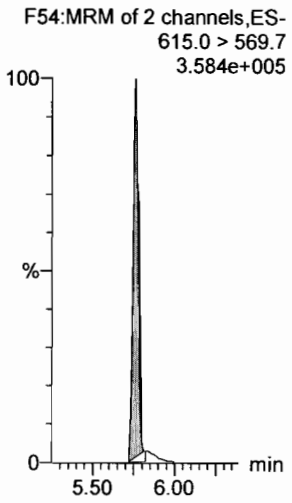

13C2-PFUdA

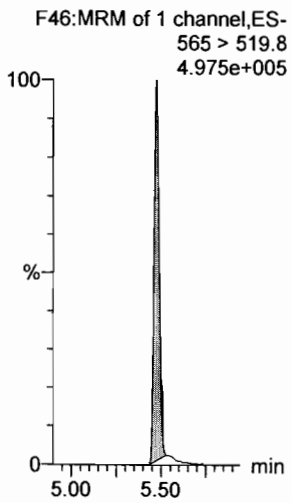

13C2-PFUdA

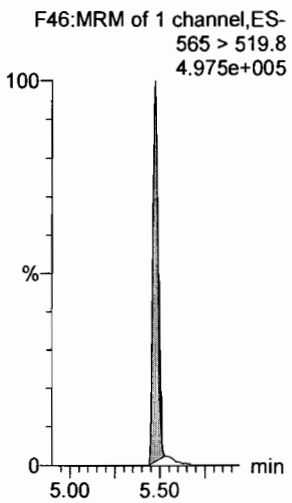

d3-N-MeFOSA

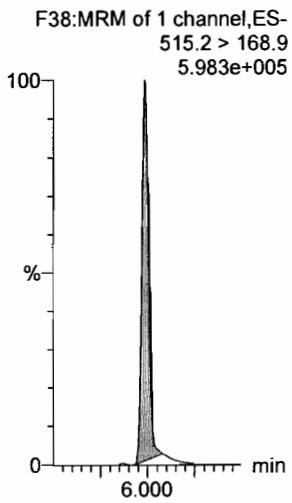

13C2-PFDoA

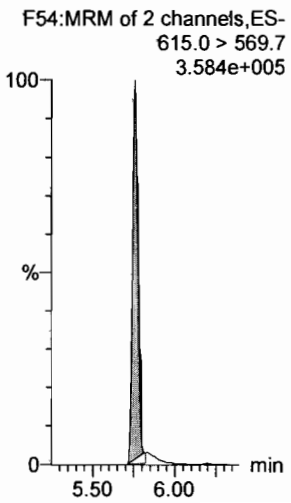

Dataset: Untitled

Last Altered: Thursday, March 01, 2018 12:45:16 Pacific Standard Time
Printed: Thursday, March 01, 2018 12:45:40 Pacific Standard Time

Name: 180228M1_2, Date: 28-Feb-2018, Time: 20:44:50, ID: ST180228M1-1 PFC CS-2 18B2312, Description: PFC CS-2 18B2312

PFTeDA

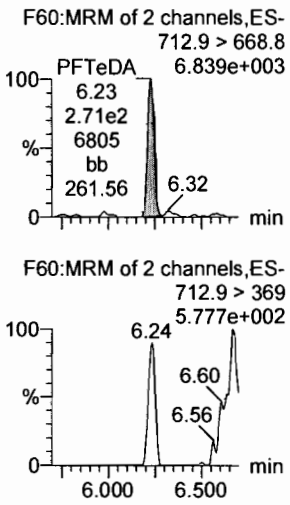

N-EtFOSA

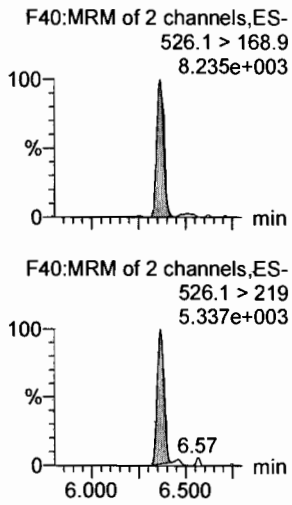

PFHxDA



PFODA



N-MeFOSE

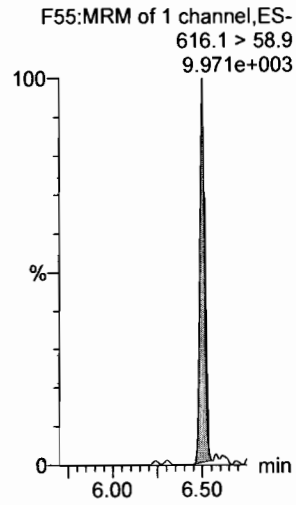

N-EtFOSE

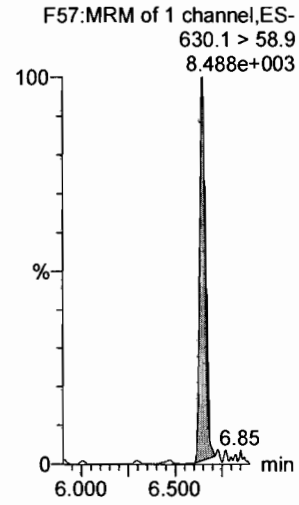

13C2-PFTeDA

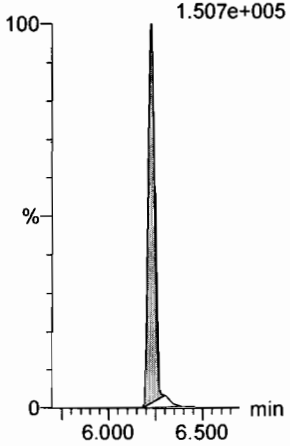

d5-N-ETFOSA

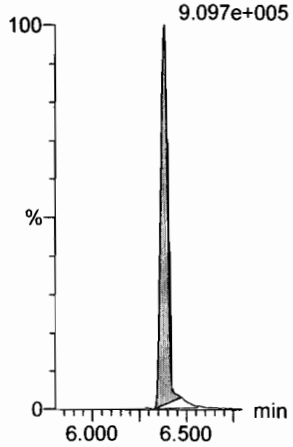

13C2-PFHxDA



13C2-PFHxDA

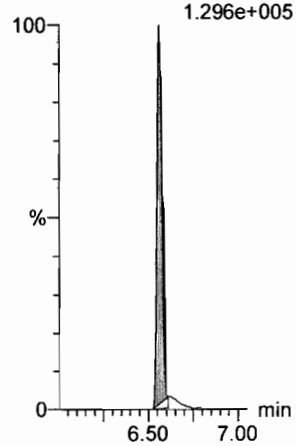

d7-N-MeFOSE

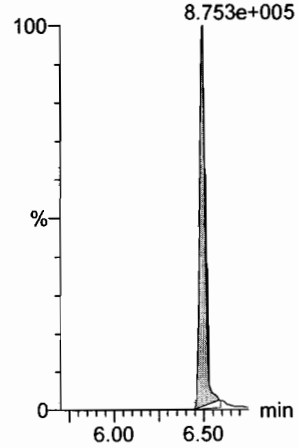

d9-N-EtFOSE

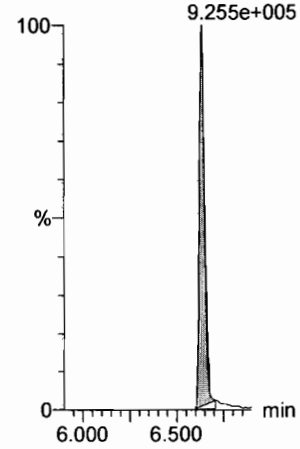

Dataset: Untitled

Last Altered: Thursday, March 01, 2018 12:45:16 Pacific Standard Time
Printed: Thursday, March 01, 2018 12:45:40 Pacific Standard Time

Name: 180228M1_2, Date: 28-Feb-2018, Time: 20:44:50, ID: ST180228M1-1 PFC CS-2 18B2312, Description: PFC CS-2 18B2312

13C4-PFBA

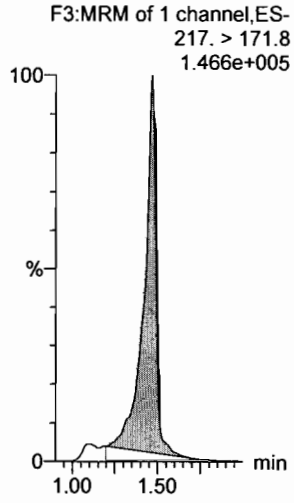

13C5-PFHxA

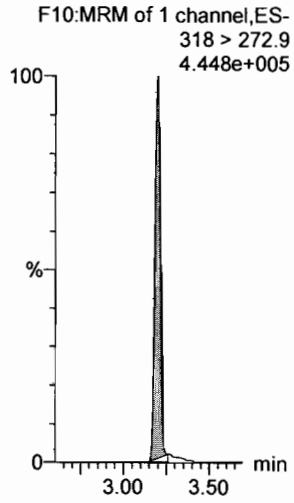

13C3-PFHxS

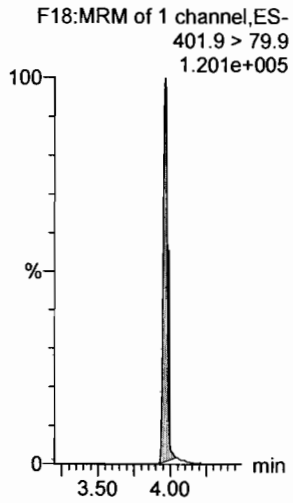

13C8-PFOA

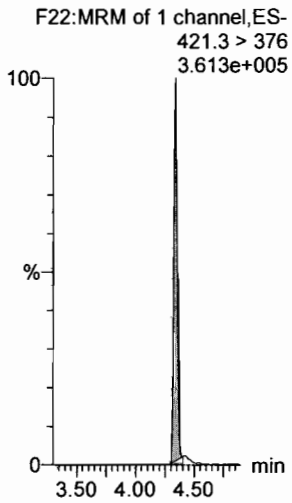

13C9-PFNA

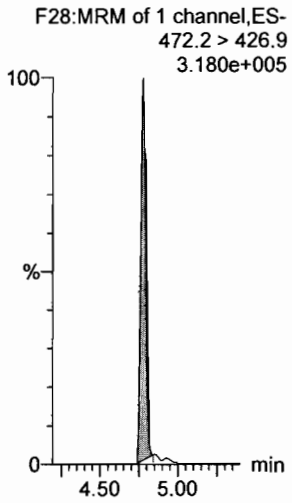

13C4-PFOS

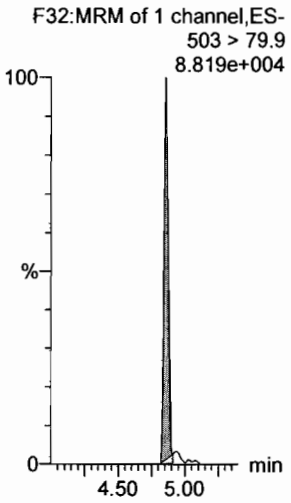

13C6-PFDA

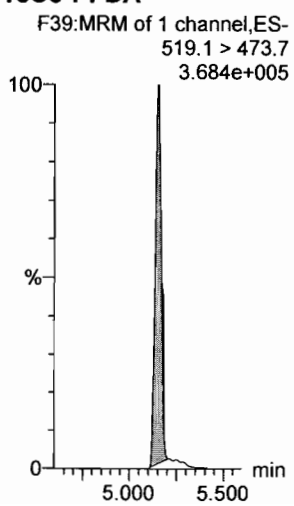

13C7-PFUdA

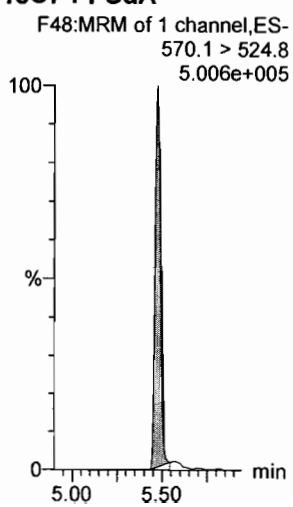

Dataset: Untitled

Last Altered: Thursday, March 01, 2018 12:45:16 Pacific Standard Time
Printed: Thursday, March 01, 2018 12:45:40 Pacific Standard Time

Name: 180228M1_3, Date: 28-Feb-2018, Time: 20:56:17, ID: ST180228M1-2 PFC CS-1 18B2313, Description: PFC CS-1 18B2313

PFBA

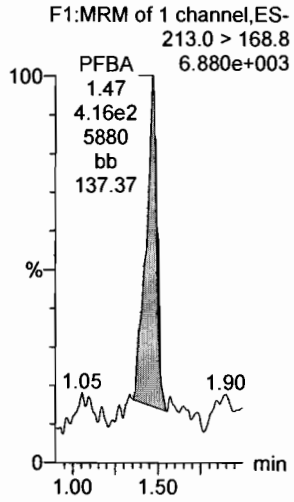

PFPeA

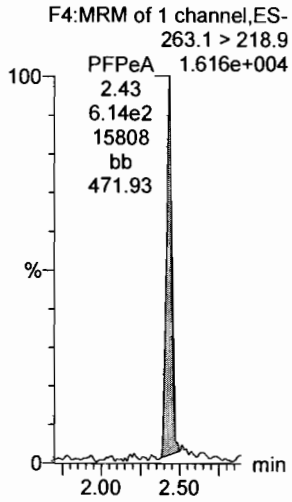

PFBS

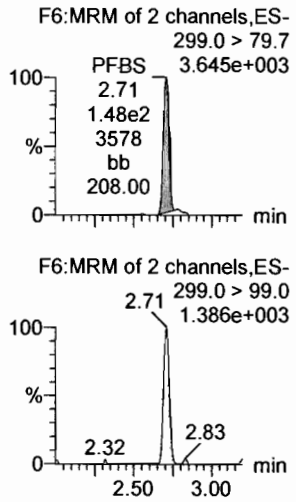

4:2 FTS

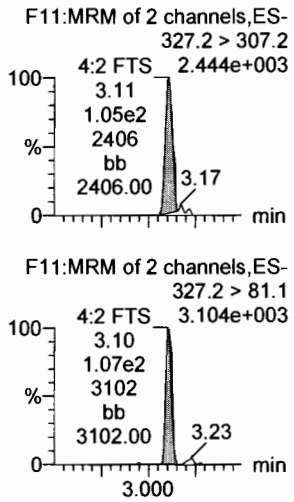

PFHxA

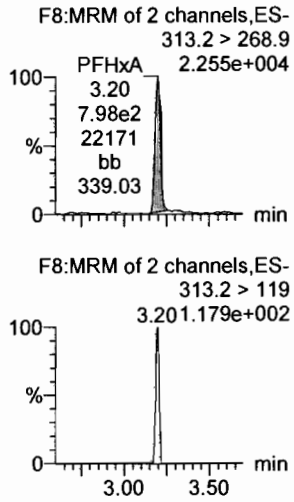

PFPeS

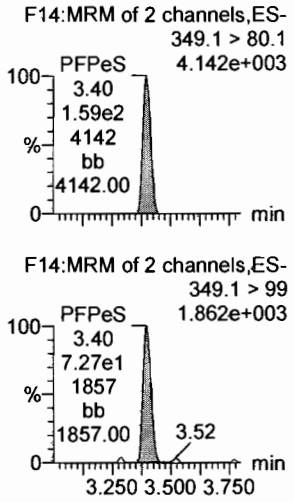

13C3-PFBA

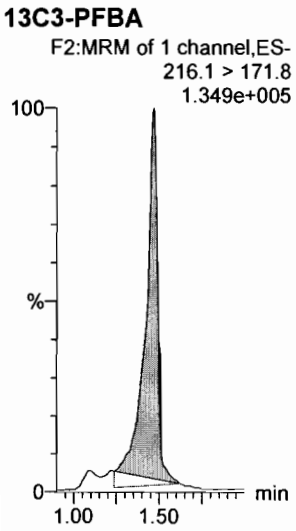

13C3-PFPeA

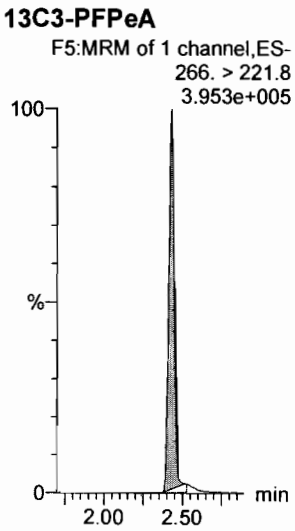

13C3-PFBS

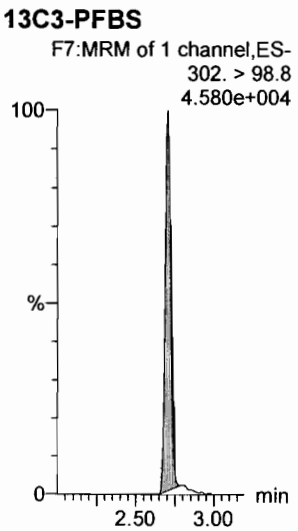

13C3-PFBS

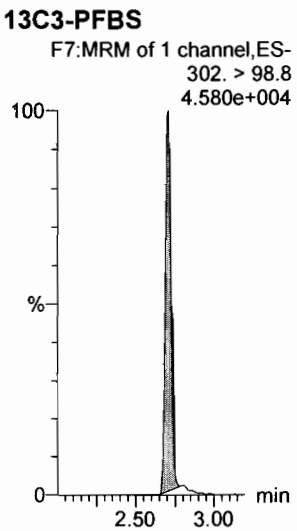

13C2-PFHxA

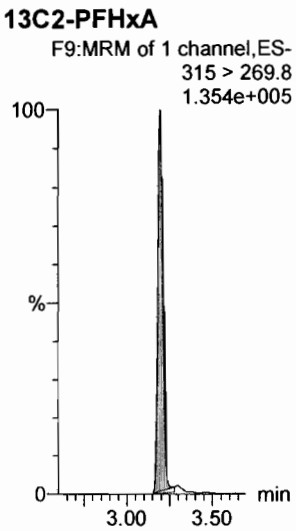

13C3-PFBS

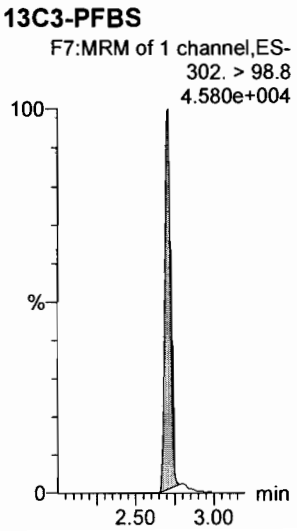

Dataset: Untitled

Last Altered: Thursday, March 01, 2018 12:45:16 Pacific Standard Time
Printed: Thursday, March 01, 2018 12:45:40 Pacific Standard Time

Name: 180228M1_3, Date: 28-Feb-2018, Time: 20:56:17, ID: ST180228M1-2 PFC CS-1 18B2313, Description: PFC CS-1 18B2313

6:2 FTS

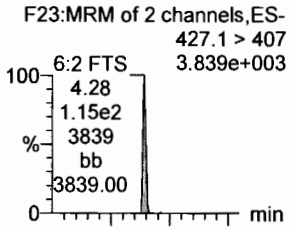

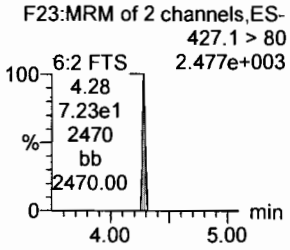

PFHpA

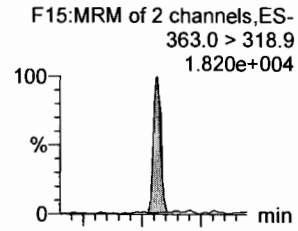

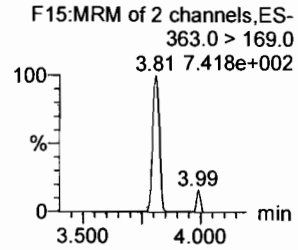

L-PFHxS

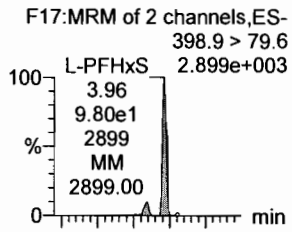

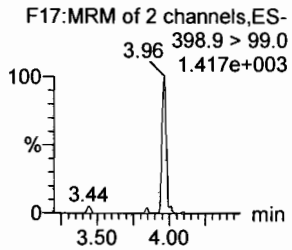

L-PFOA

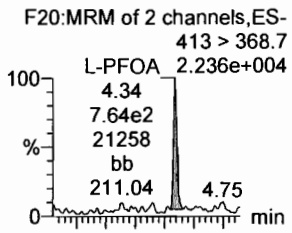

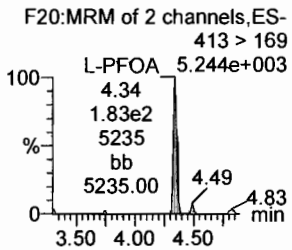

PFHpS

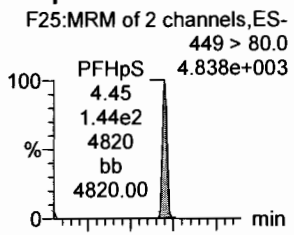

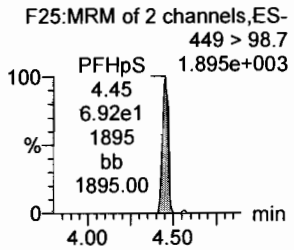

PFNA

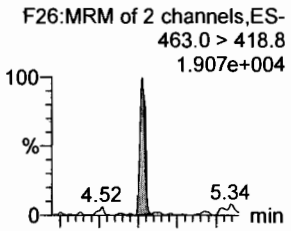

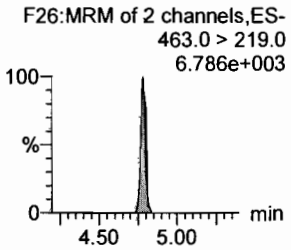

18O2-PFHxS

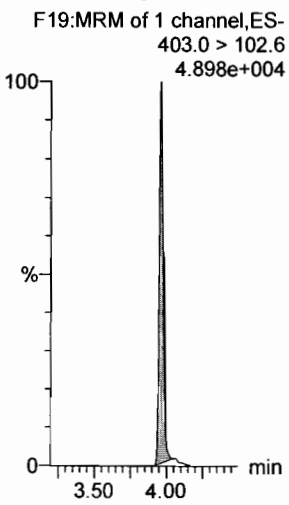

13C4-PFHpA

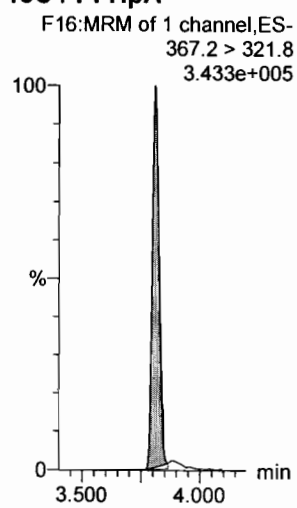

13C2-PFOA

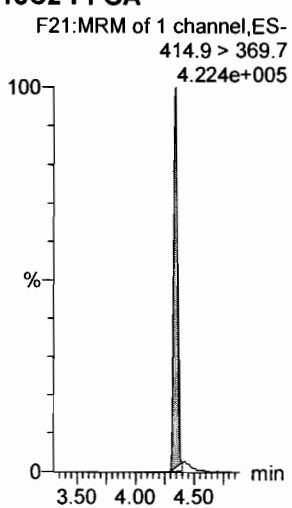

13C2-PFOA

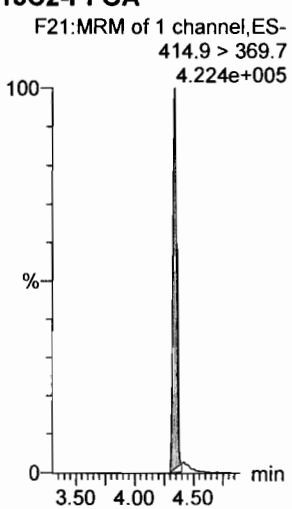

13C2-PFOA



13C5-PFNA

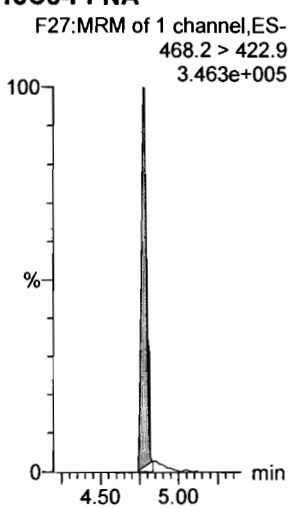

Dataset: Untitled

Last Altered: Thursday, March 01, 2018 12:45:16 Pacific Standard Time
Printed: Thursday, March 01, 2018 12:45:40 Pacific Standard Time

Name: 180228M1_3, Date: 28-Feb-2018, Time: 20:56:17, ID: ST180228M1-2 PFC CS-1 18B2313, Description: PFC CS-1 18B2313

PFOSA

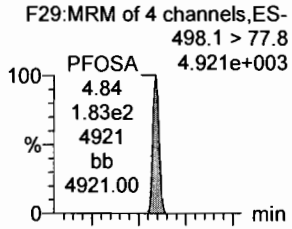

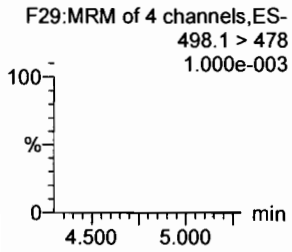

L-PFOS

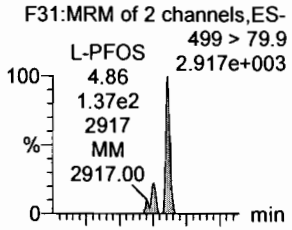

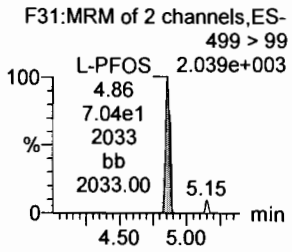

PFDA

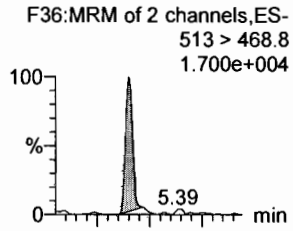

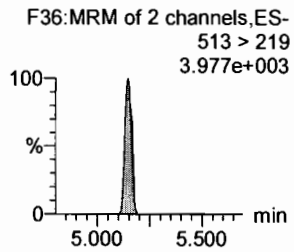

8:2 FTS

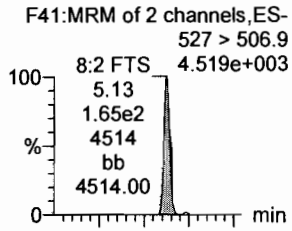

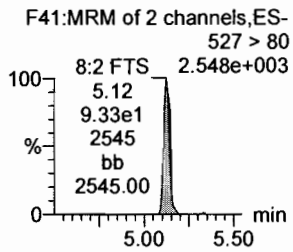

PFNS

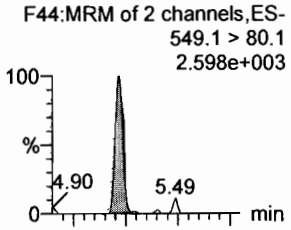

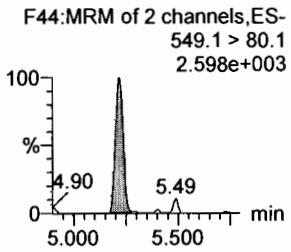

N-MeFOSAA

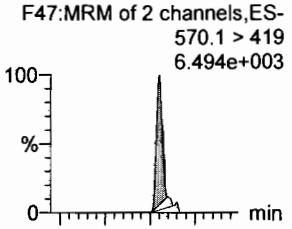

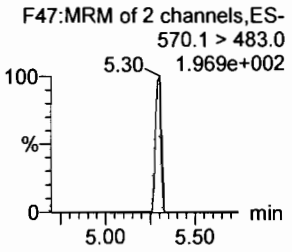

13C8-PFOSA

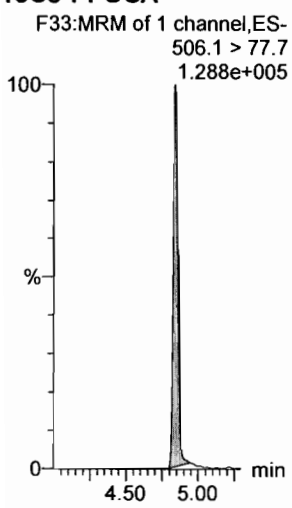

13C8-PFOS

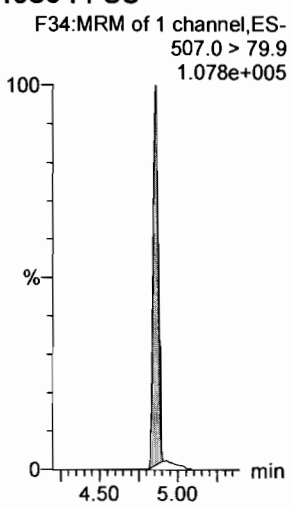

13C2-PFDA

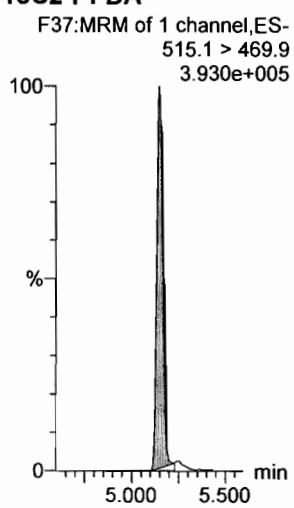

13C2-PFOA

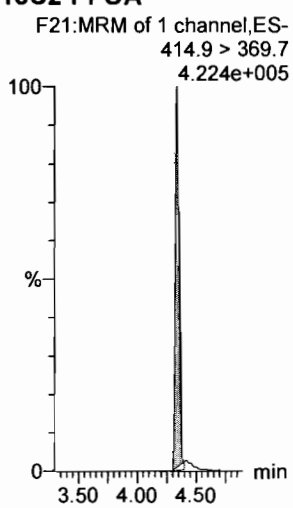

13C2-PFOA

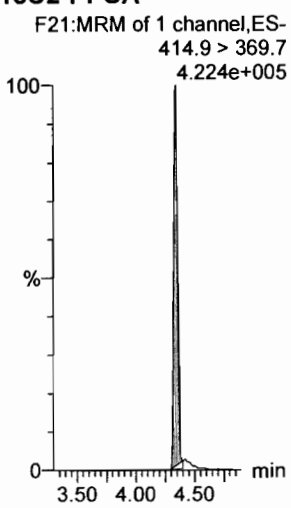

d3-N-MeFOSAA

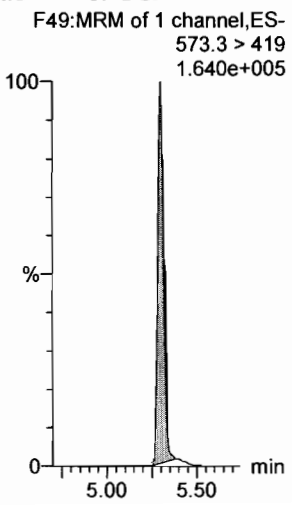

Dataset: Untitled

Last Altered: Thursday, March 01, 2018 12:45:16 Pacific Standard Time
Printed: Thursday, March 01, 2018 12:45:40 Pacific Standard Time

Name: 180228M1_3, Date: 28-Feb-2018, Time: 20:56:17, ID: ST180228M1-2 PFC CS-1 18B2313, Description: PFC CS-1 18B2313

N-EtFOSAA

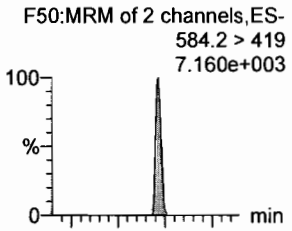

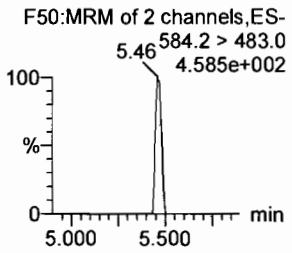

PFDoA

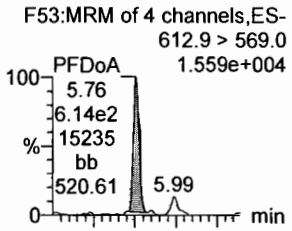

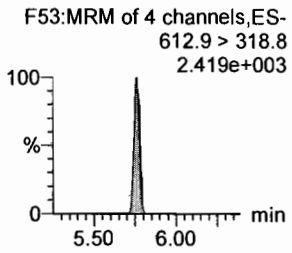

PFDS

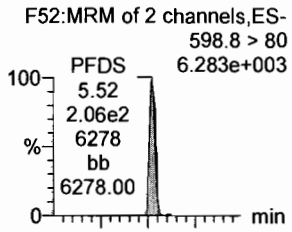

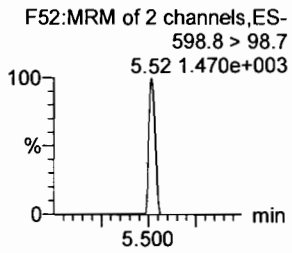

PFUdA

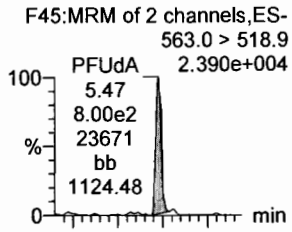

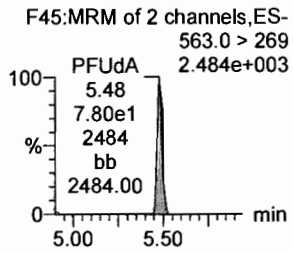

N-MeFOSA

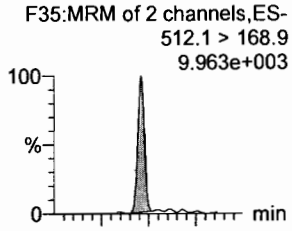

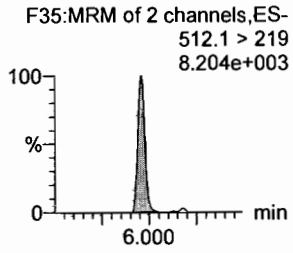

PFTrDA

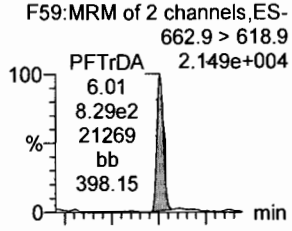

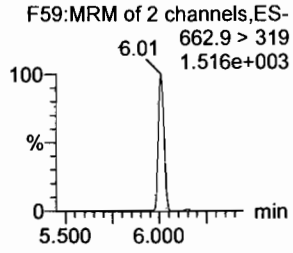

d5-N-EtFOSAA

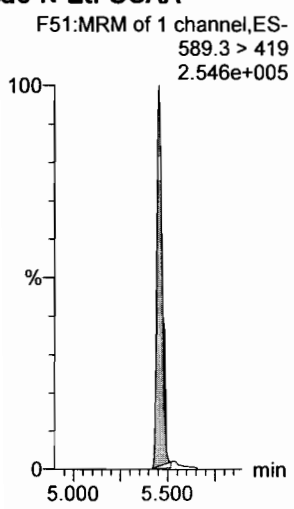

13C2-PFDoA

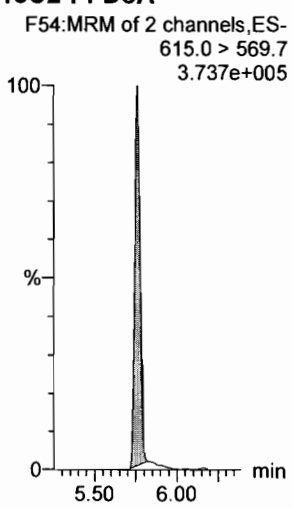

13C2-PFUdA



13C2-PFUdA

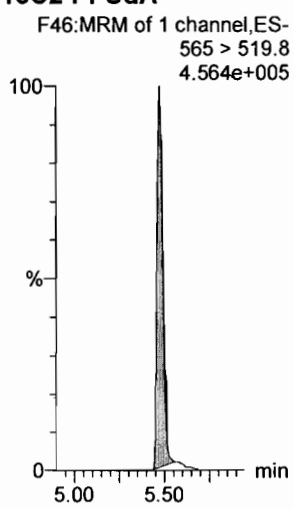

d3-N-MeFOSA

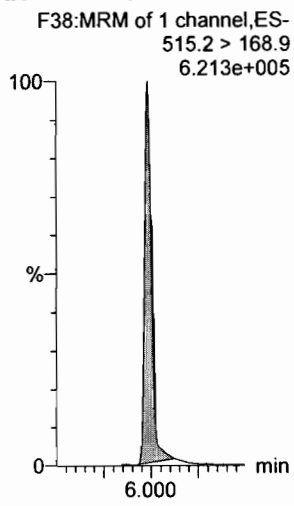

13C2-PFDoA

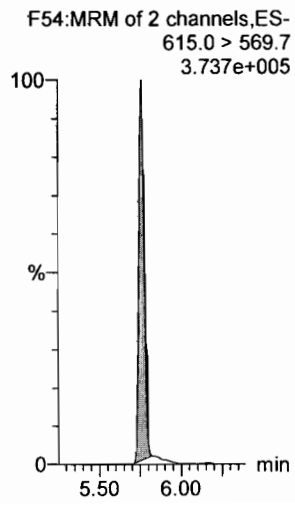

Dataset: Untitled

Last Altered: Thursday, March 01, 2018 12:45:16 Pacific Standard Time
Printed: Thursday, March 01, 2018 12:45:40 Pacific Standard Time

Name: 180228M1_3, Date: 28-Feb-2018, Time: 20:56:17, ID: ST180228M1-2 PFC CS-1 18B2313, Description: PFC CS-1 18B2313

PFTeDA

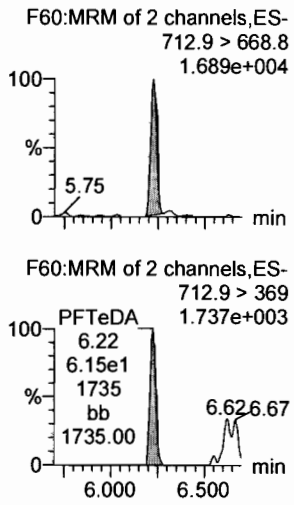

N-EtFOSA

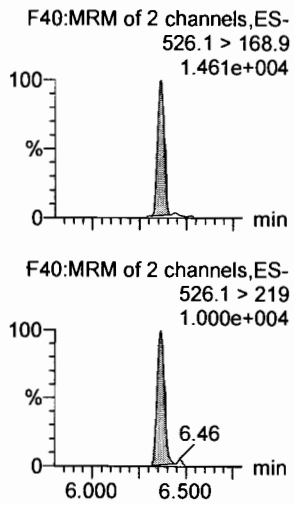

PFHxDA



PFODA

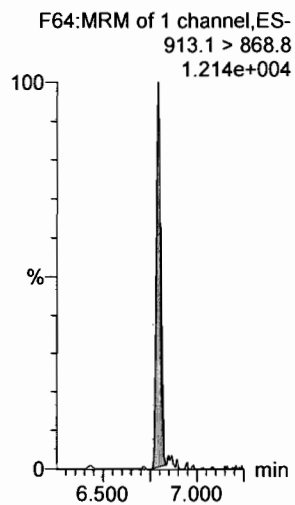

N-MeFOSE

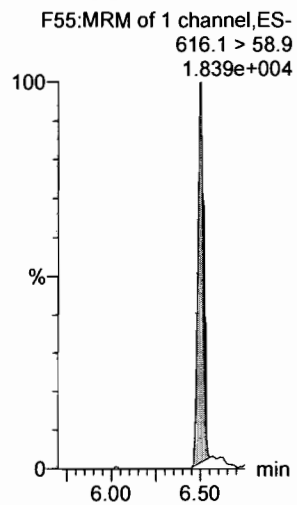

N-EtFOSE



13C2-PFTeDA

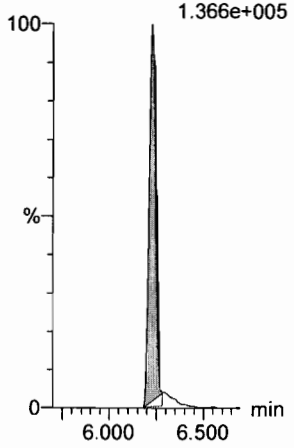

d5-N-ETFOSA

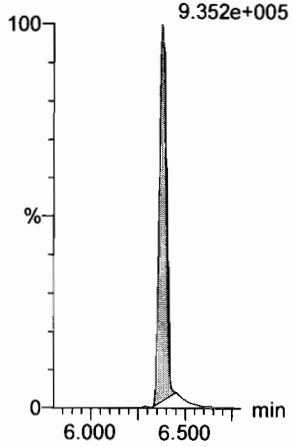

13C2-PFHxDA

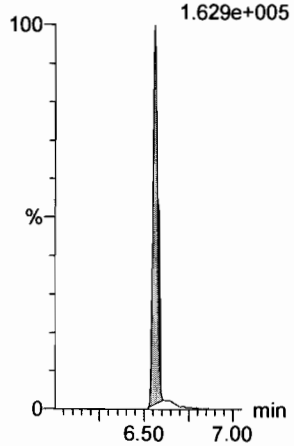

13C2-PFHxDA

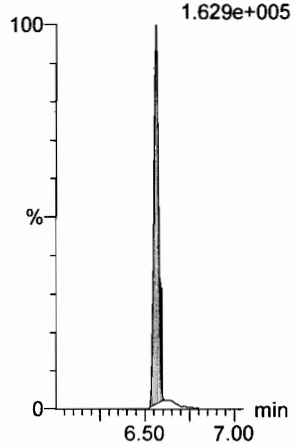

d7-N-MeFOSE

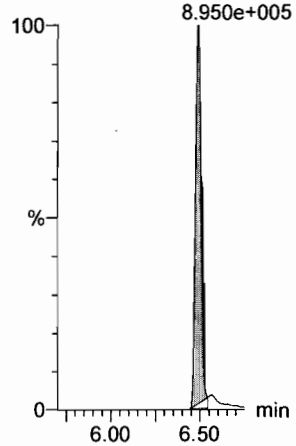

d9-N-EtFOSE

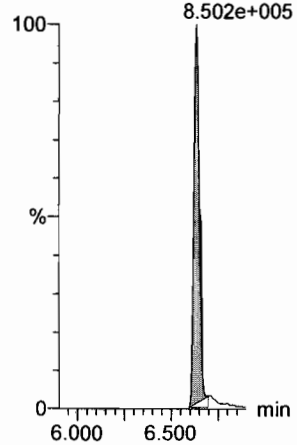

Dataset: Untitled

Last Altered: Thursday, March 01, 2018 12:45:16 Pacific Standard Time
Printed: Thursday, March 01, 2018 12:45:40 Pacific Standard Time

Name: 180228M1_3, Date: 28-Feb-2018, Time: 20:56:17, ID: ST180228M1-2 PFC CS-1 18B2313, Description: PFC CS-1 18B2313

13C4-PFBA

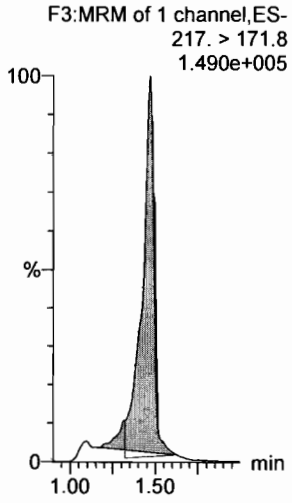

13C5-PFHxA

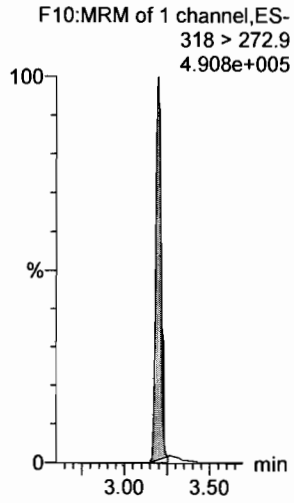

13C3-PFHxS

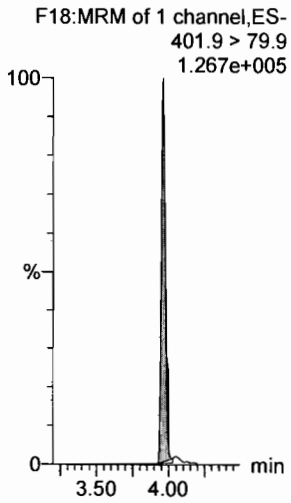

13C8-PFOA



13C9-PFNA

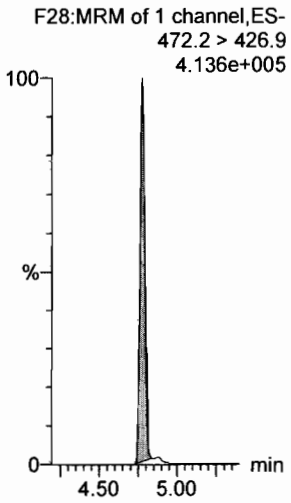

13C4-PFOS

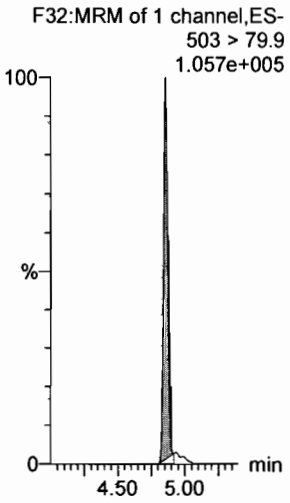

13C6-PFDA

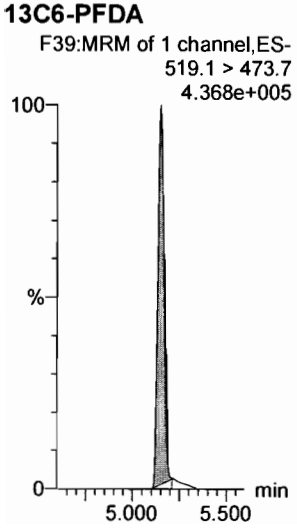

13C7-PFUdA



Dataset: Untitled

Last Altered: Thursday, March 01, 2018 12:45:16 Pacific Standard Time
Printed: Thursday, March 01, 2018 12:45:40 Pacific Standard Time

Name: 180228M1_4, Date: 28-Feb-2018, Time: 21:07:44, ID: ST180228M1-3 PFC CS0 18B2314, Description: PFC CS0 18B2314

PFBA

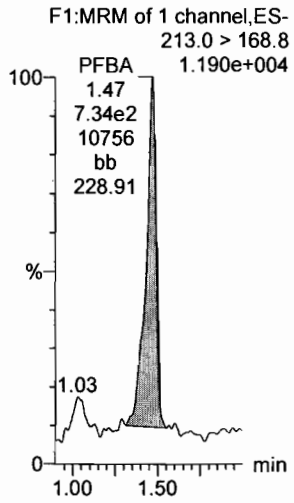

PFPeA

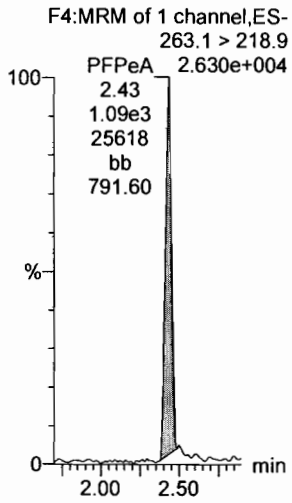

PFBS

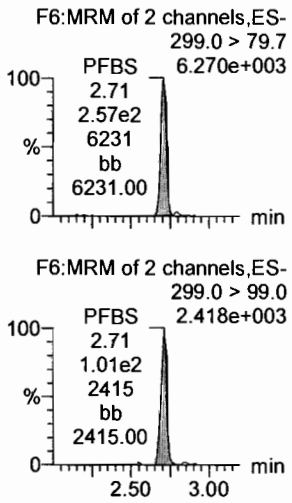

4:2 FTS

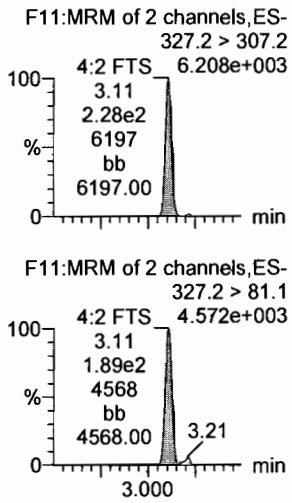

PFHxA

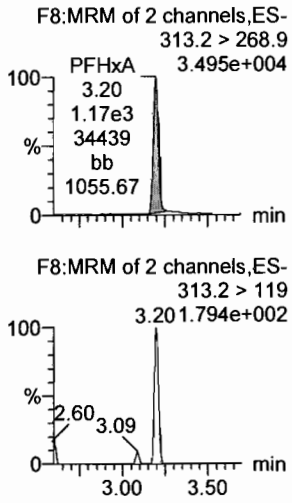

PFPeS

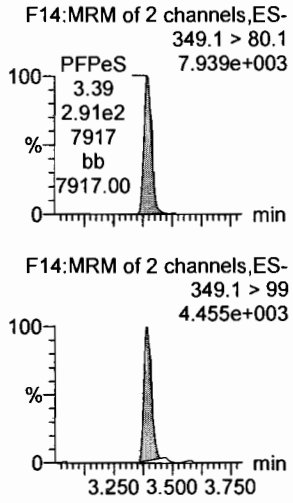

13C3-PFBA

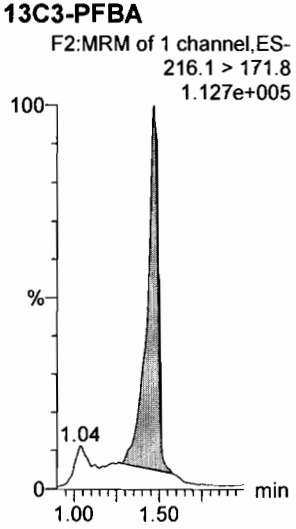

13C3-PFPeA

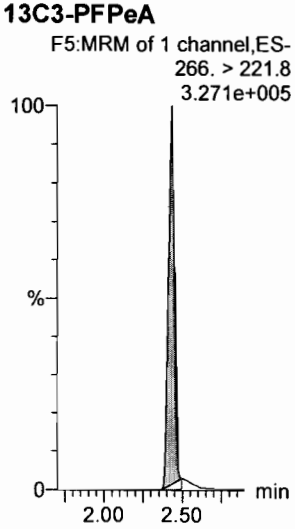

13C3-PFBS

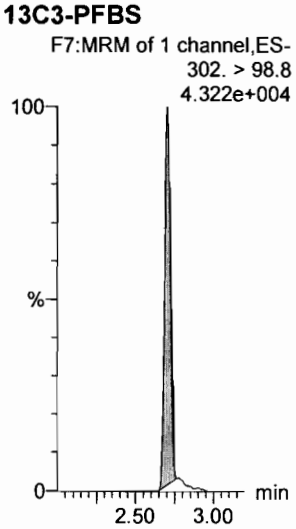

13C3-PFBS

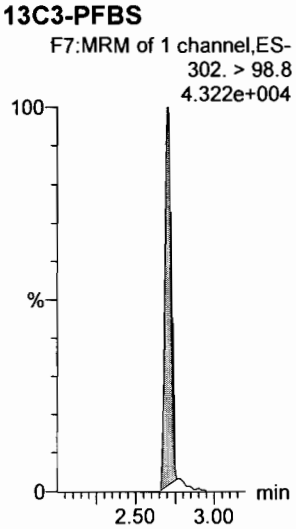

13C2-PFHxA



13C3-PFBS

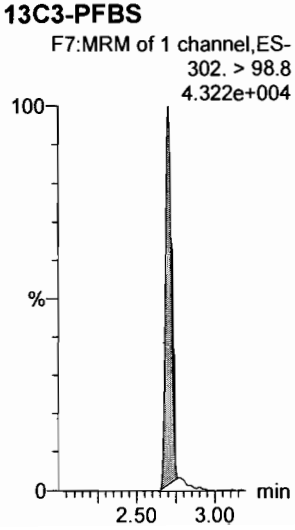

Dataset: Untitled

Last Altered: Thursday, March 01, 2018 12:45:16 Pacific Standard Time
Printed: Thursday, March 01, 2018 12:45:40 Pacific Standard Time

Name: 180228M1_4, Date: 28-Feb-2018, Time: 21:07:44, ID: ST180228M1-3 PFC CS0 18B2314, Description: PFC CS0 18B2314

6:2 FTS

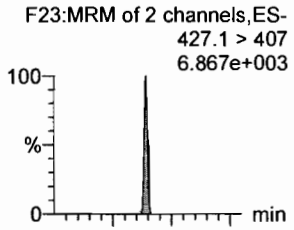

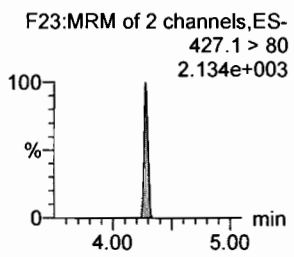

PFHpA

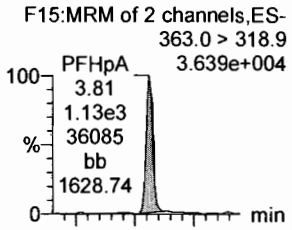

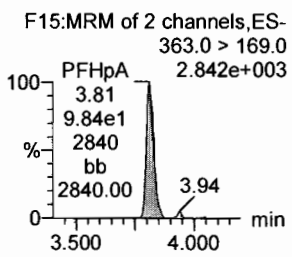

L-PFHxS

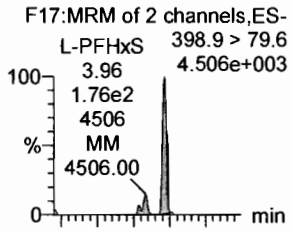

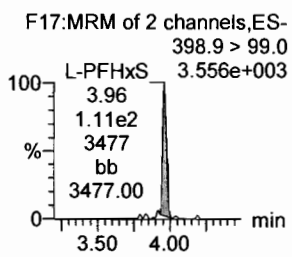

L-PFOA

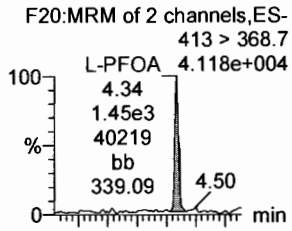

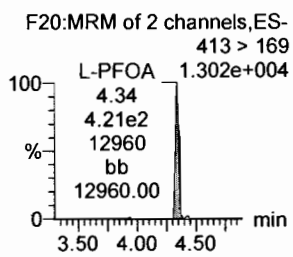

PFHpS

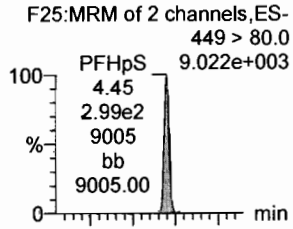

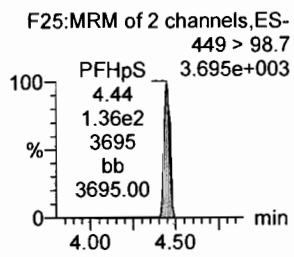

PFNA

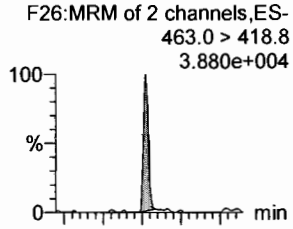

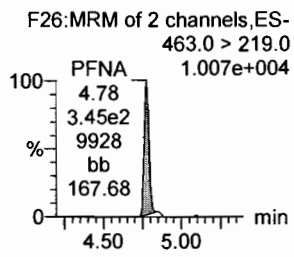

18O2-PFHxS

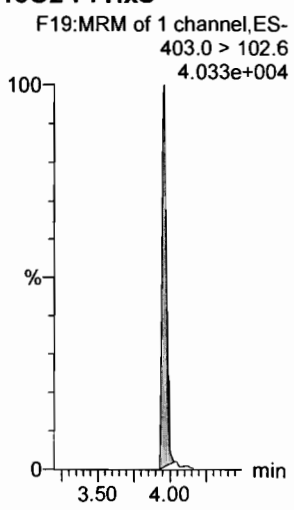

13C4-PFHpA

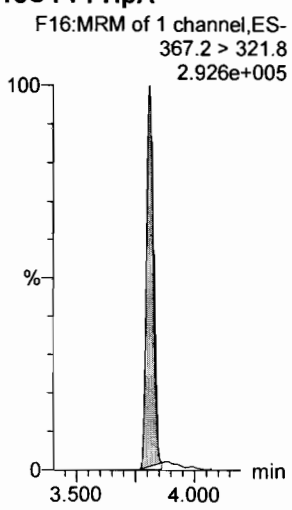

13C2-PFOA

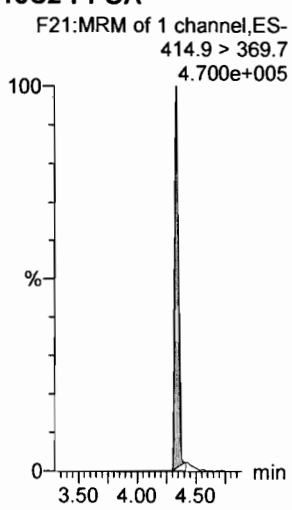

13C2-PFOA



13C2-PFOA

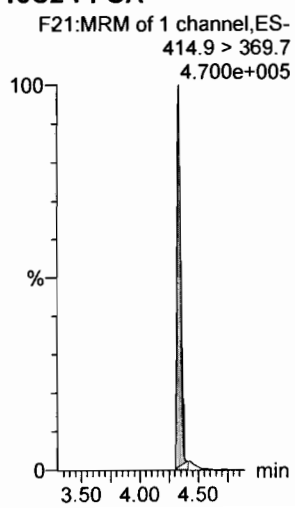

13C5-PFNA

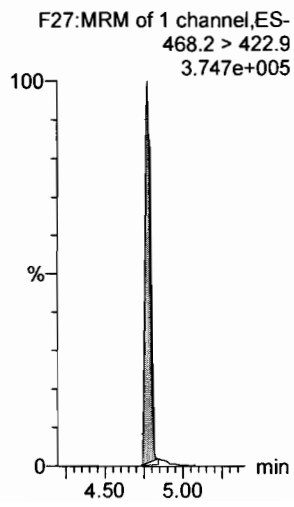

Dataset: Untitled

Last Altered: Thursday, March 01, 2018 12:45:16 Pacific Standard Time
Printed: Thursday, March 01, 2018 12:45:40 Pacific Standard Time

Name: 180228M1_4, Date: 28-Feb-2018, Time: 21:07:44, ID: ST180228M1-3 PFC CS0 18B2314, Description: PFC CS0 18B2314

PFOSA

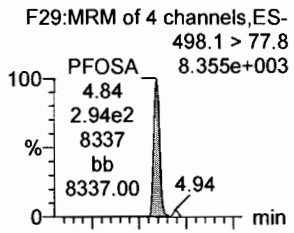

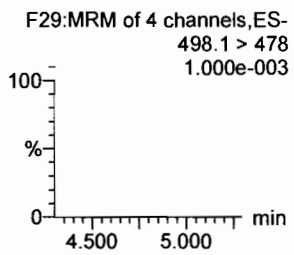

L-PFOS

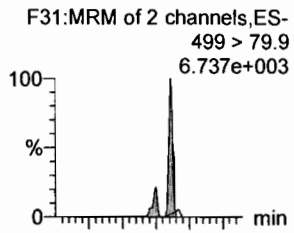

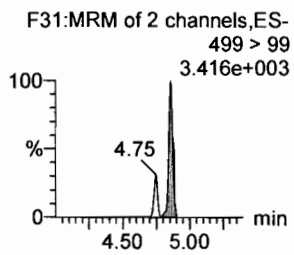

PFDA

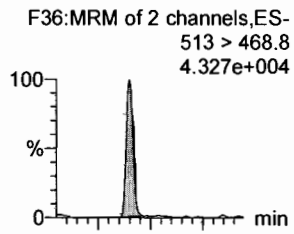

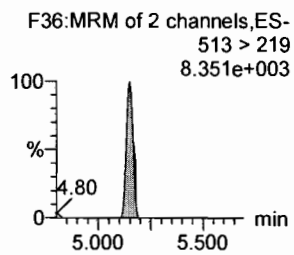

8:2 FTS

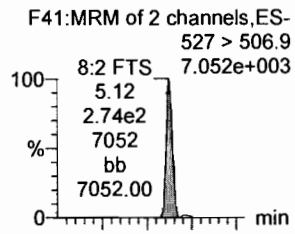

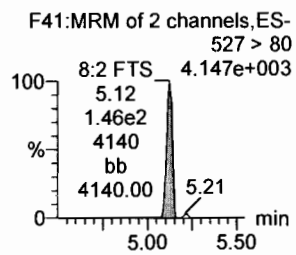

PFNS

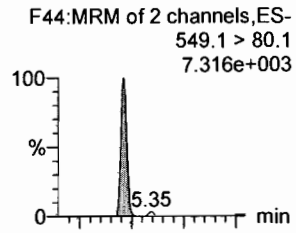

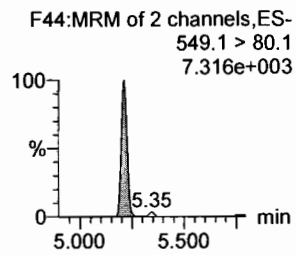

N-MeFOSAA

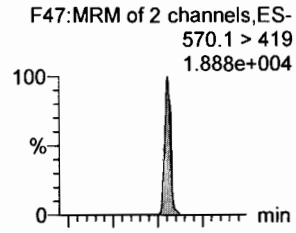

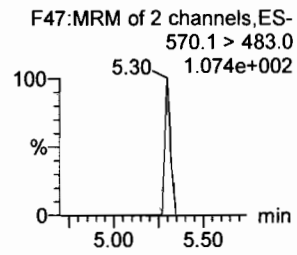

13C8-PFOSA

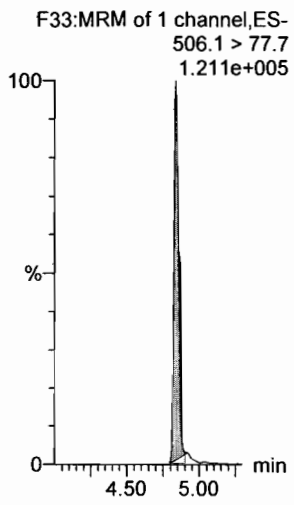

13C8-PFOS

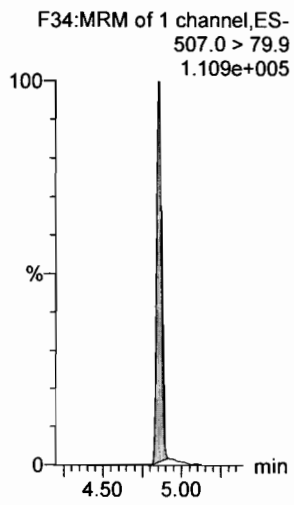

13C2-PFDA

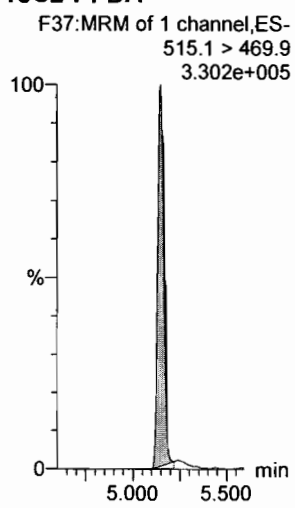

13C2-PFOA

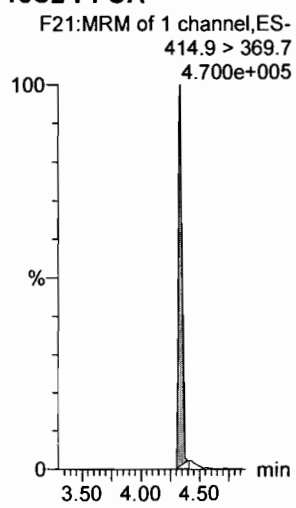

13C2-PFOA

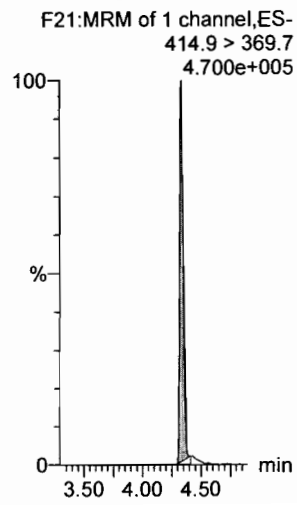

d3-N-MeFOSAA

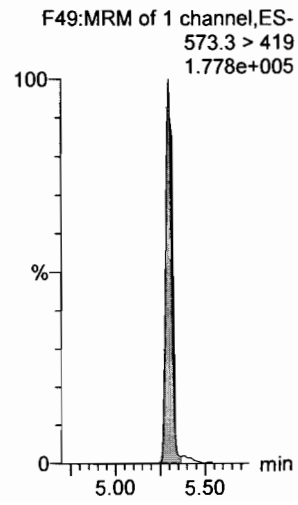

Dataset: Untitled

Last Altered: Thursday, March 01, 2018 12:45:16 Pacific Standard Time
Printed: Thursday, March 01, 2018 12:45:40 Pacific Standard Time

Name: 180228M1_4, Date: 28-Feb-2018, Time: 21:07:44, ID: ST180228M1-3 PFC CS0 18B2314, Description: PFC CS0 18B2314

N-EtFOSAA

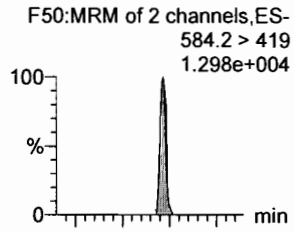

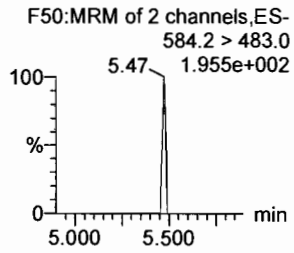

PFDoA

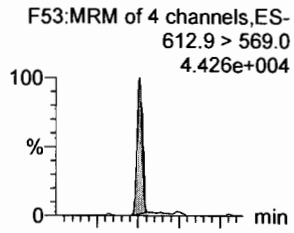

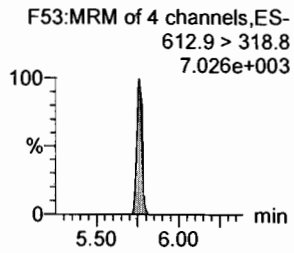

PFDS

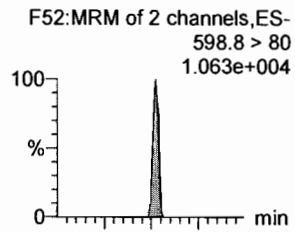

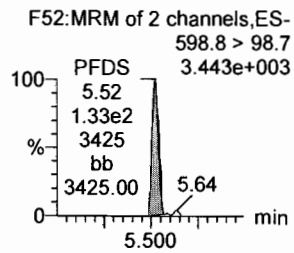

PFUdA

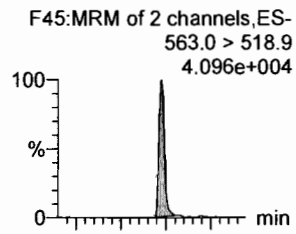

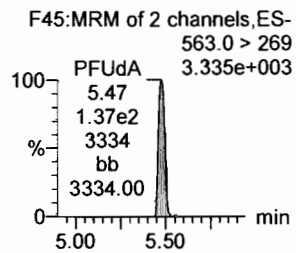

N-MeFOSA

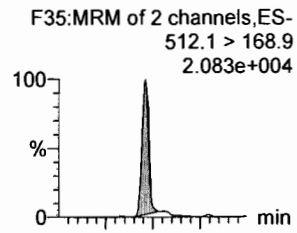

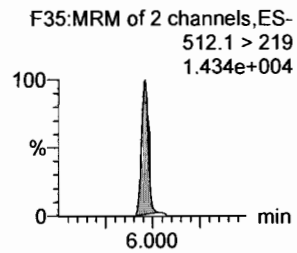

PFTrDA

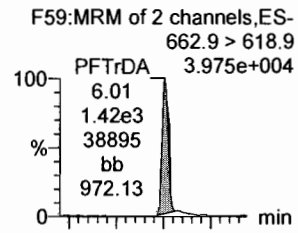

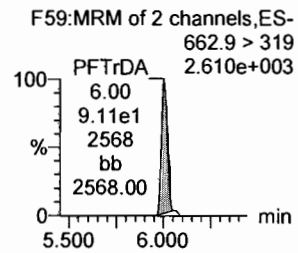

d5-N-EtFOSAA

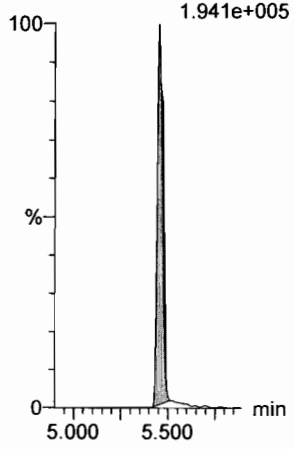

13C2-PFDoA

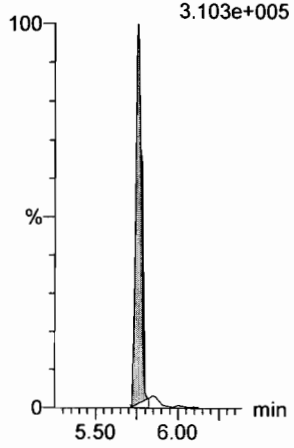

13C2-PFUdA

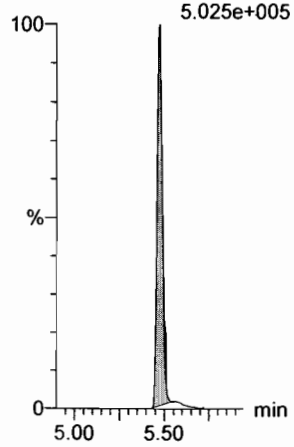

13C2-PFUdA

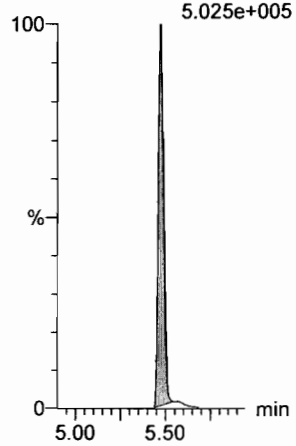

d3-N-MeFOSA

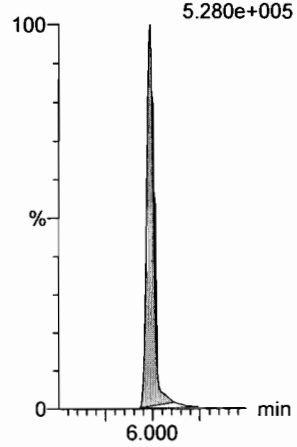

13C2-PFDoA

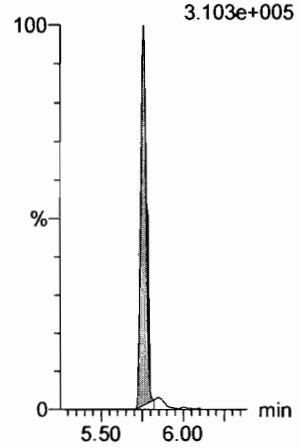

Dataset: Untitled

Last Altered: Thursday, March 01, 2018 12:45:16 Pacific Standard Time
Printed: Thursday, March 01, 2018 12:45:40 Pacific Standard Time

Name: 180228M1_4, Date: 28-Feb-2018, Time: 21:07:44, ID: ST180228M1-3 PFC CS0 18B2314, Description: PFC CS0 18B2314

PFTeDA

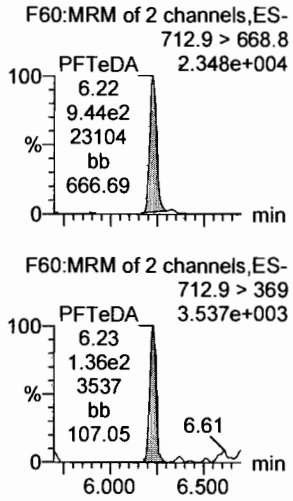

N-EtFOSA

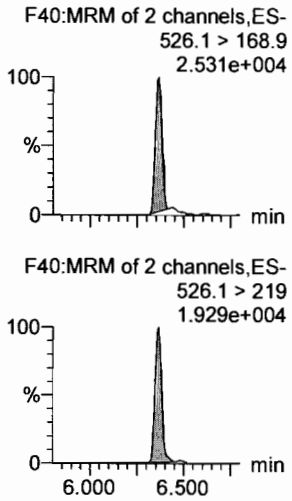

PFHxDA

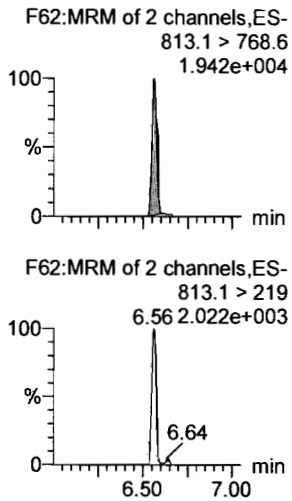

PFODA

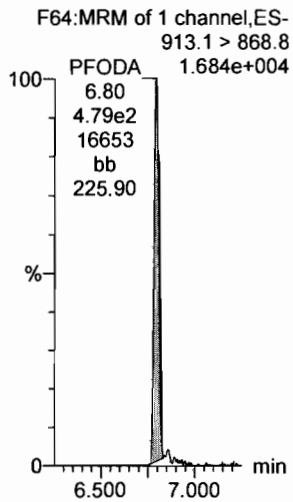

N-MeFOSE

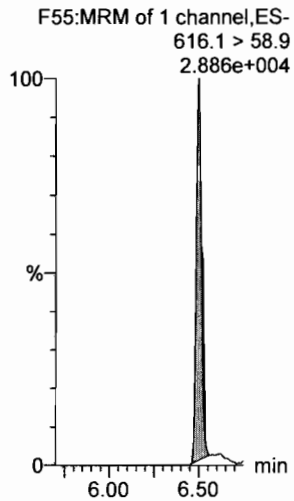

N-EtFOSE

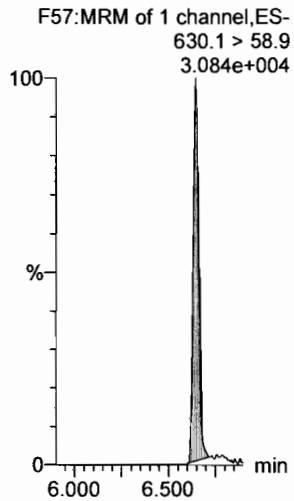

13C2-PFTeDA

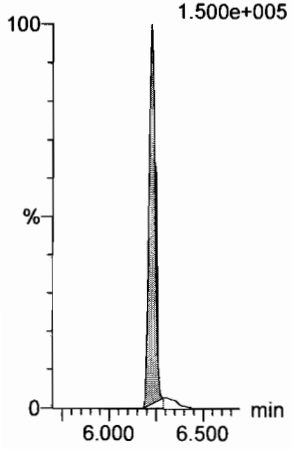

d5-N-ETFOSA

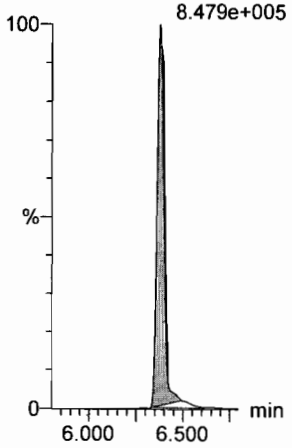

13C2-PFHxDA

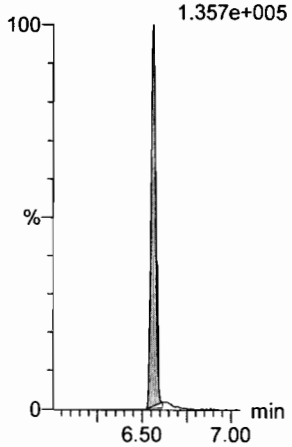

13C2-PFHxDA

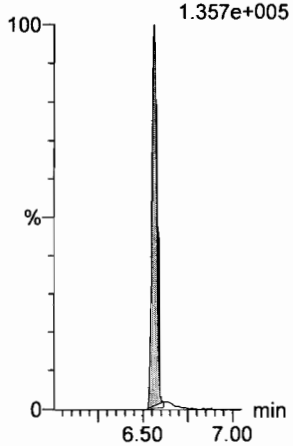

d7-N-MeFOSE

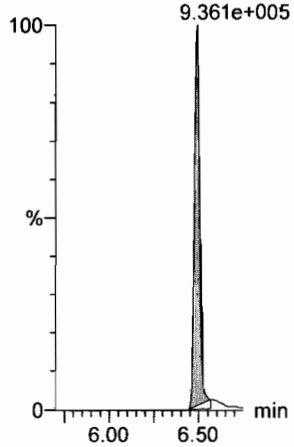

d9-N-EtFOSE

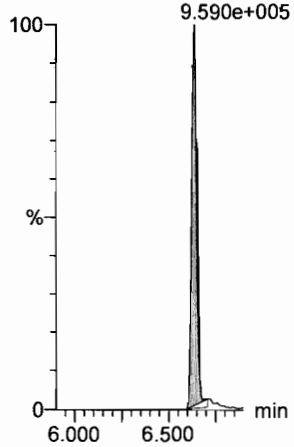

Dataset: Untitled

Last Altered: Thursday, March 01, 2018 12:45:16 Pacific Standard Time
Printed: Thursday, March 01, 2018 12:45:40 Pacific Standard Time

Name: 180228M1_4, Date: 28-Feb-2018, Time: 21:07:44, ID: ST180228M1-3 PFC CS0 18B2314, Description: PFC CS0 18B2314

13C4-PFBA

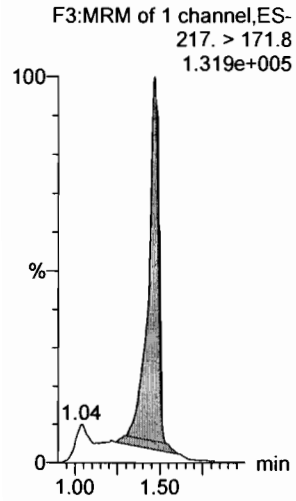

13C5-PFHxA

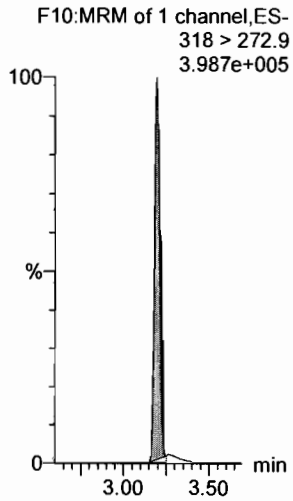

13C3-PFHxS

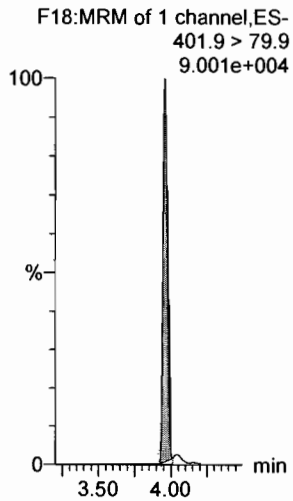

13C8-PFOA

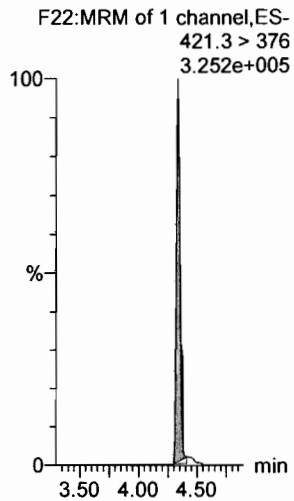

13C9-PFNA

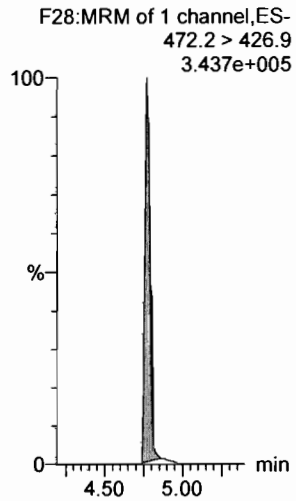

13C4-PFOS

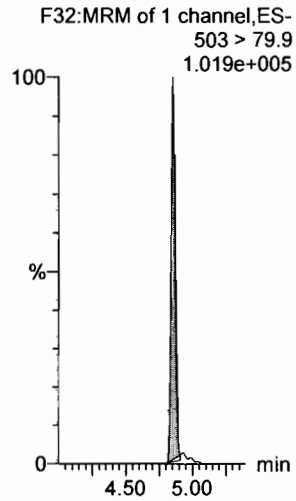

13C6-PFDA

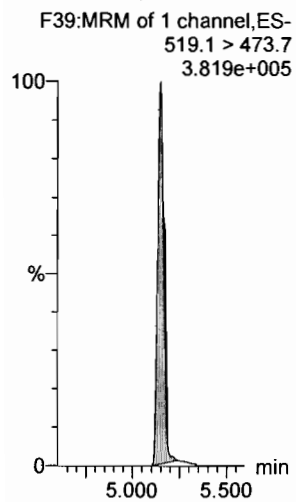

13C7-PFUdA

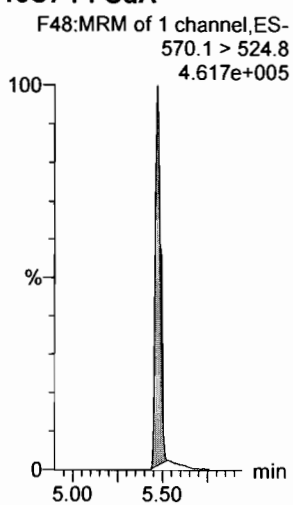

Dataset: Untitled

Last Altered: Thursday, March 01, 2018 12:45:16 Pacific Standard Time
Printed: Thursday, March 01, 2018 12:45:40 Pacific Standard Time

Name: 180228M1_5, Date: 28-Feb-2018, Time: 21:19:13, ID: ST180228M1-4 PFC CS1 18B2315, Description: PFC CS1 18B2315

PFBA

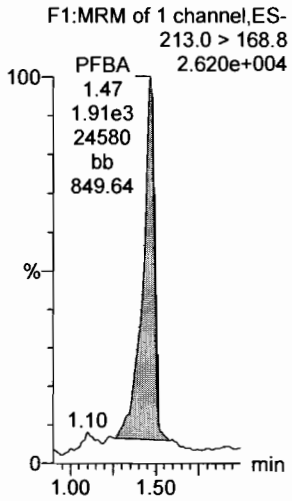

PFPeA

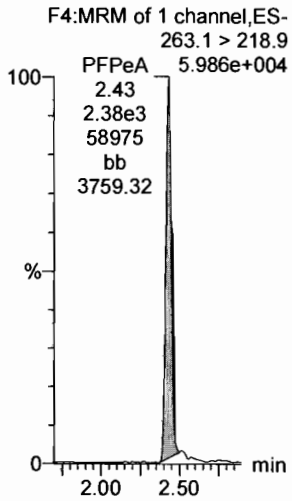

PFBS

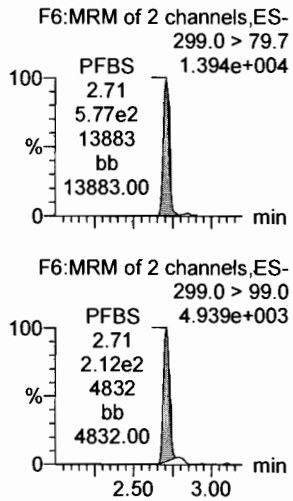

4:2 FTS

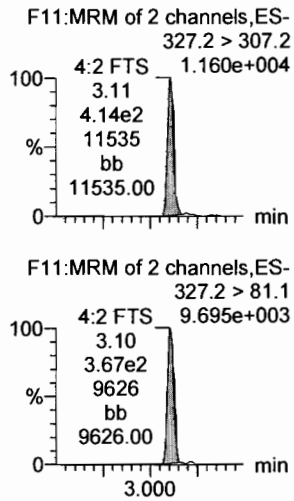

PFHxA

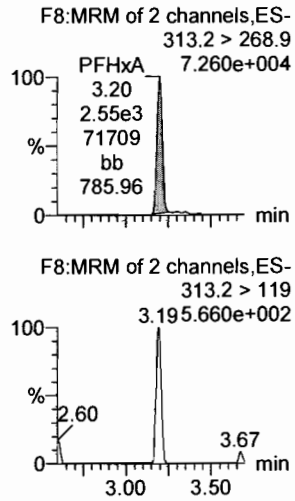

PFPeS

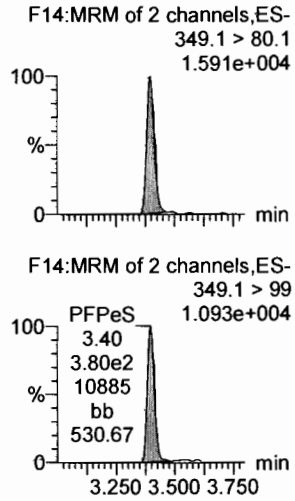

13C3-PFBA

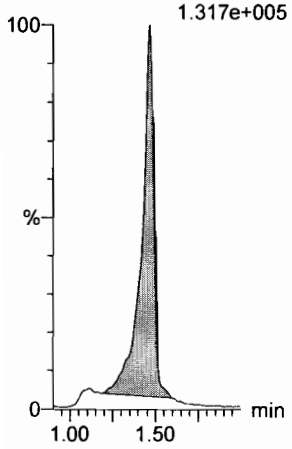

13C3-PFPeA

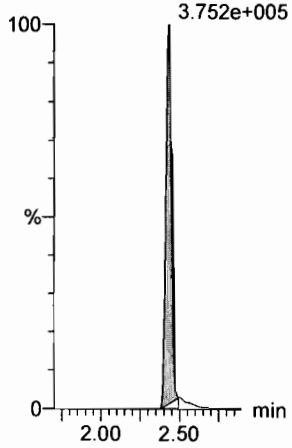

13C3-PFBS

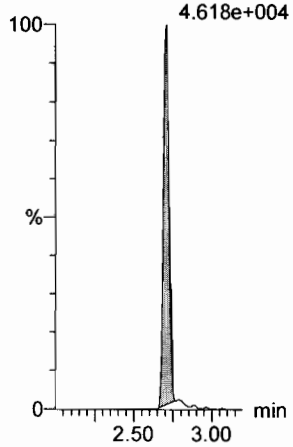

13C3-PFBS

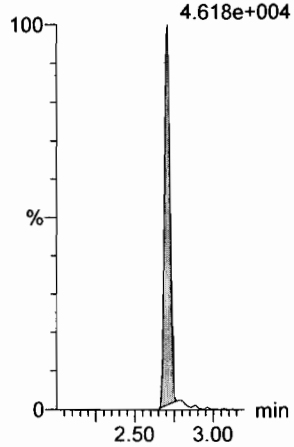

13C2-PFHxA

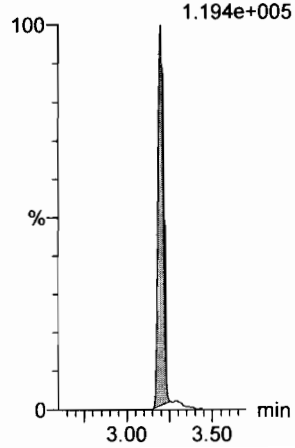

13C3-PFBS

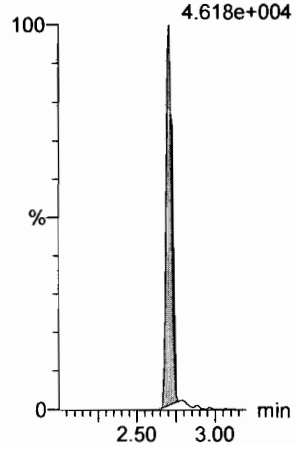

Dataset: Untitled

Last Altered: Thursday, March 01, 2018 12:45:16 Pacific Standard Time
Printed: Thursday, March 01, 2018 12:45:40 Pacific Standard Time

Name: 180228M1_5, Date: 28-Feb-2018, Time: 21:19:13, ID: ST180228M1-4 PFC CS1 18B2315, Description: PFC CS1 18B2315

6:2 FTS

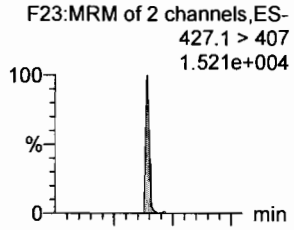

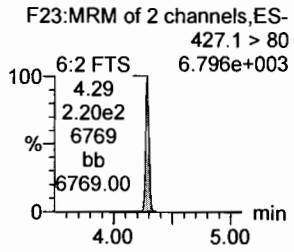

PFHpA

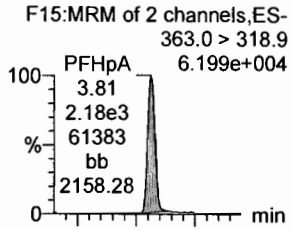

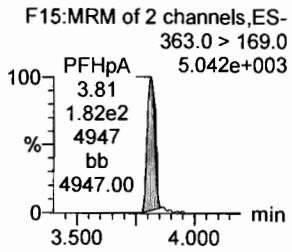

L-PFHxS

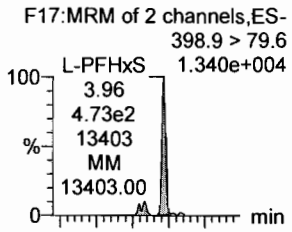

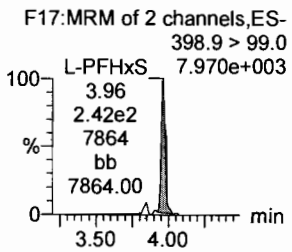

L-PFOA

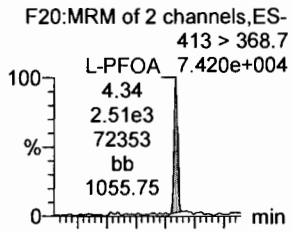

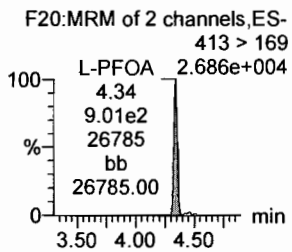

PFHpS

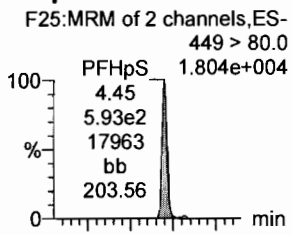

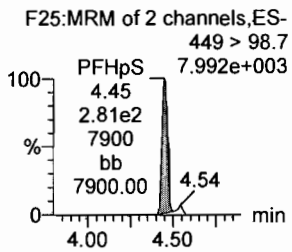

PFNA

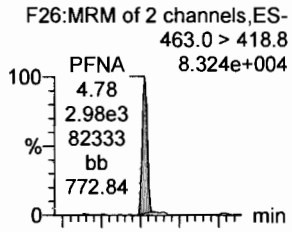

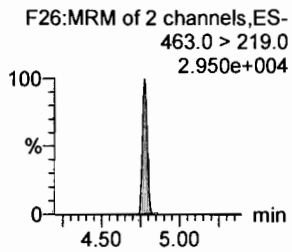

18O2-PFHxS

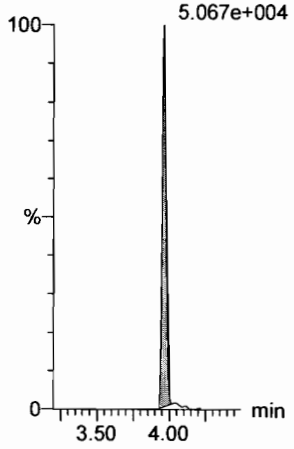

13C4-PFHpA

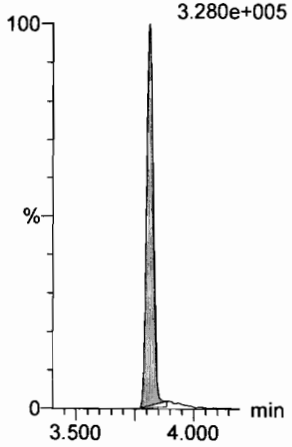

13C2-PFOA

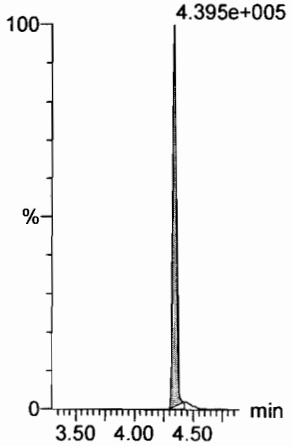

13C2-PFOA



13C2-PFOA

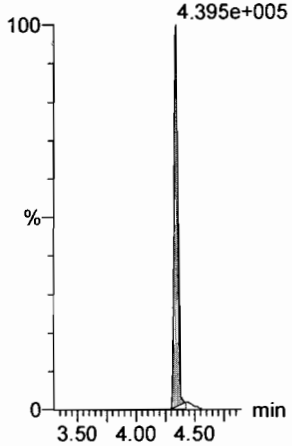

13C5-PFNA

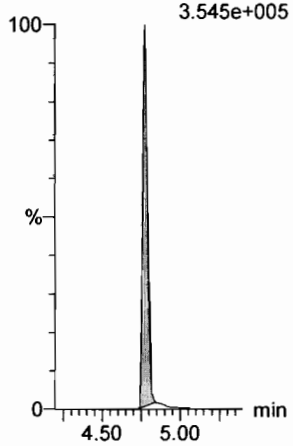

Dataset: Untitled

Last Altered: Thursday, March 01, 2018 12:45:16 Pacific Standard Time
Printed: Thursday, March 01, 2018 12:45:40 Pacific Standard Time

Name: 180228M1_5, Date: 28-Feb-2018, Time: 21:19:13, ID: ST180228M1-4 PFC CS1 18B2315, Description: PFC CS1 18B2315

PFOSA

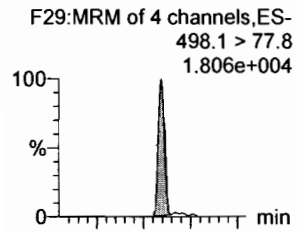

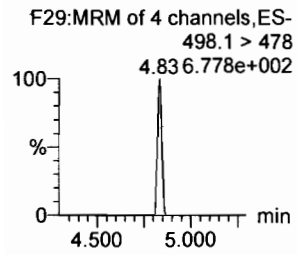

L-PFOS

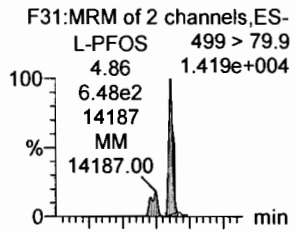

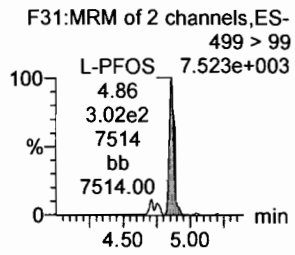

PFDA

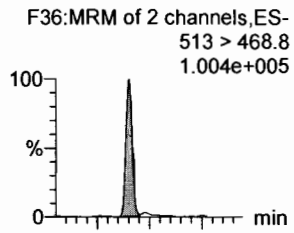

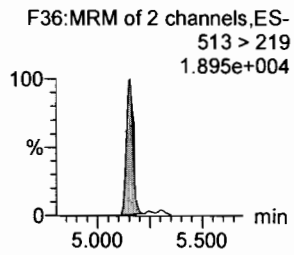

8:2 FTS

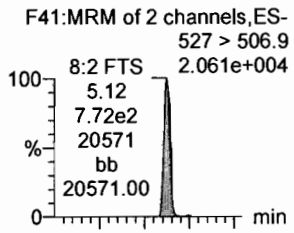

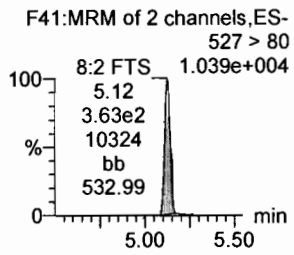

PFNS

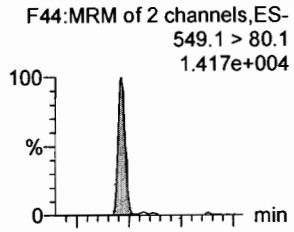

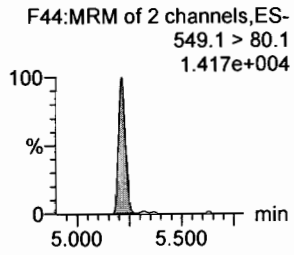

N-MeFOSAA

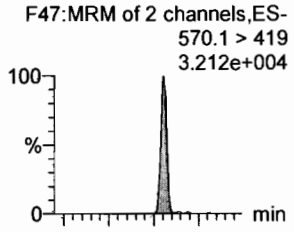

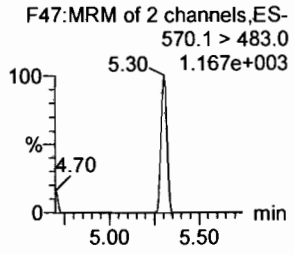

13C8-PFOSA

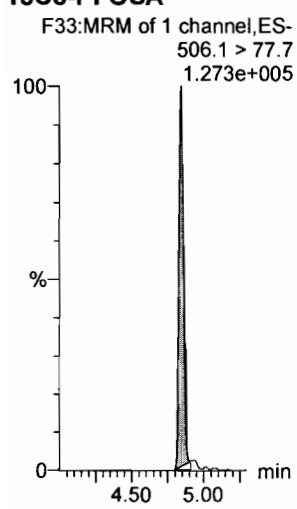

13C8-PFOS

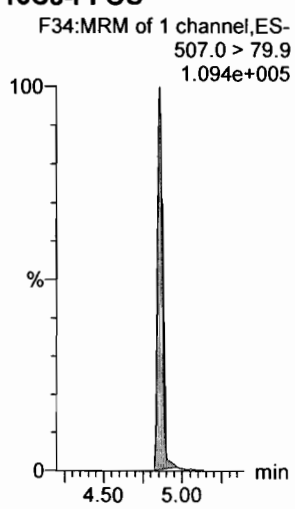

13C2-PFDA

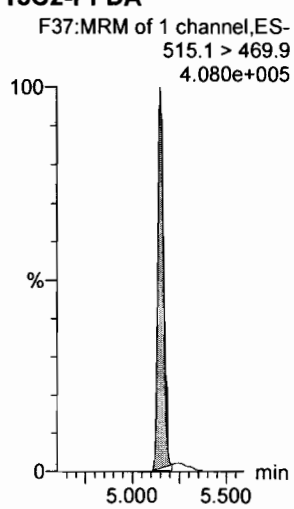

13C2-PFOA

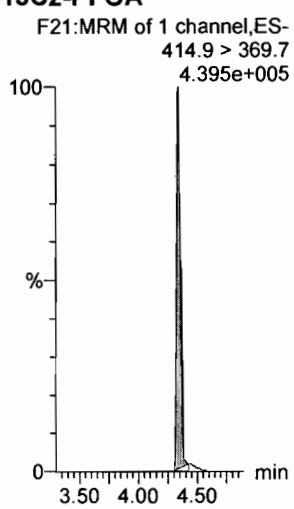

13C2-PFOA

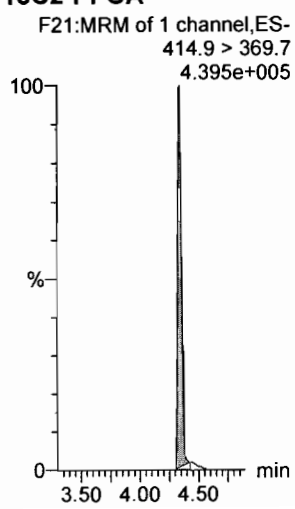

d3-N-MeFOSAA

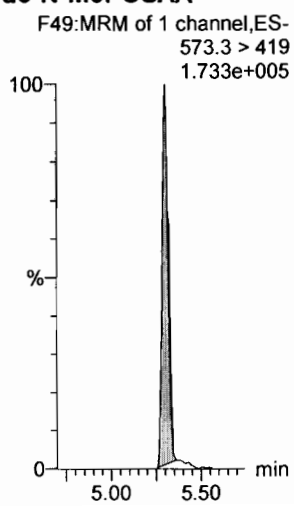

Dataset: Untitled

Last Altered: Thursday, March 01, 2018 12:45:16 Pacific Standard Time
Printed: Thursday, March 01, 2018 12:45:40 Pacific Standard Time

Name: 180228M1_5, Date: 28-Feb-2018, Time: 21:19:13, ID: ST180228M1-4 PFC CS1 18B2315, Description: PFC CS1 18B2315

N-EtFOSAA

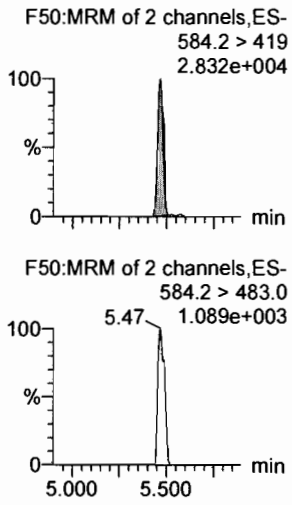

PFDoA

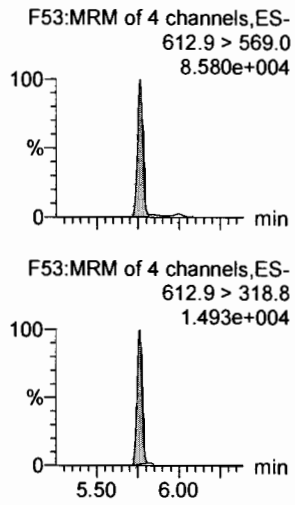

PFDS

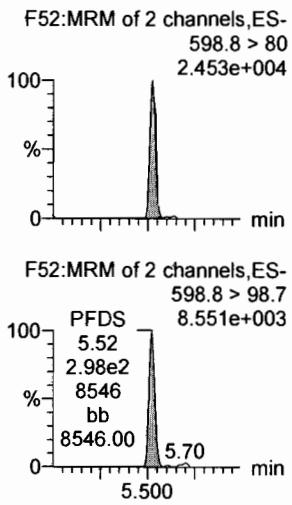

PFUdA

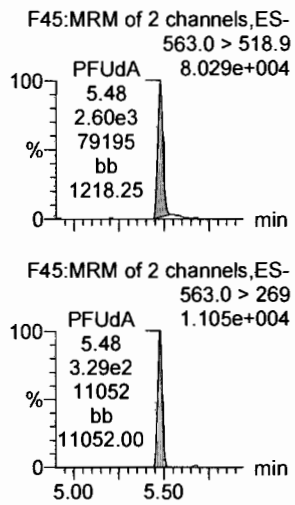

N-MeFOSA

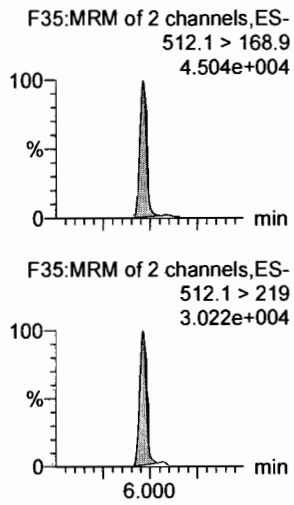

PFTrDA

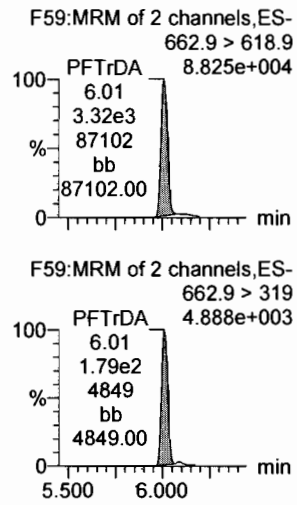

d5-N-EtFOSAA

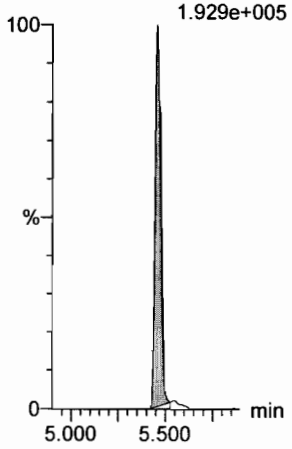

13C2-PFDoA

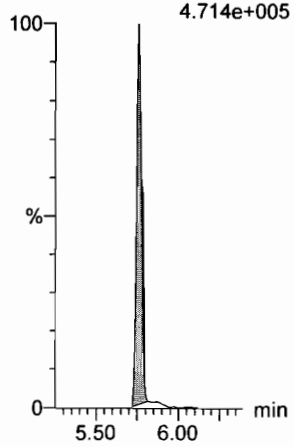

13C2-PFUdA

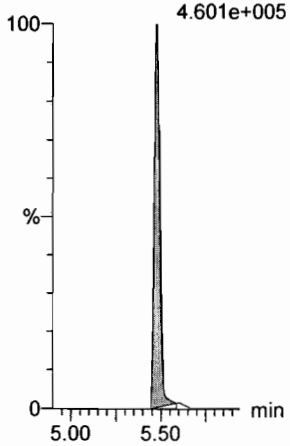

13C2-PFUdA

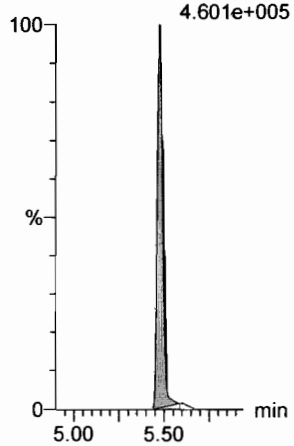

d3-N-MeFOSA

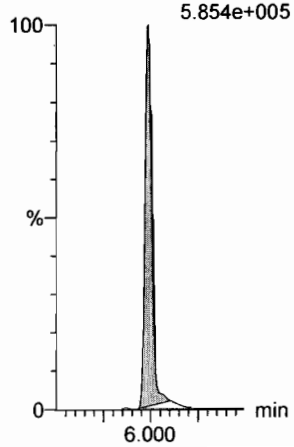

13C2-PFDoA

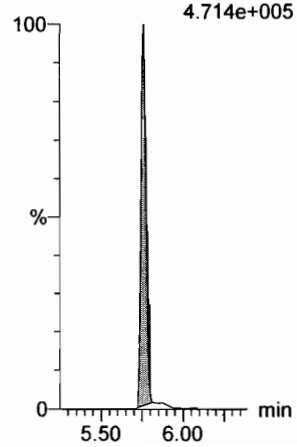

Dataset: Untitled

Last Altered: Thursday, March 01, 2018 12:45:16 Pacific Standard Time
Printed: Thursday, March 01, 2018 12:45:40 Pacific Standard Time

Name: 180228M1_5, Date: 28-Feb-2018, Time: 21:19:13, ID: ST180228M1-4 PFC CS1 18B2315, Description: PFC CS1 18B2315

PFTeDA

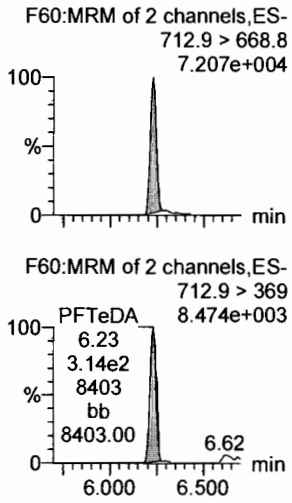

N-EtFOSA

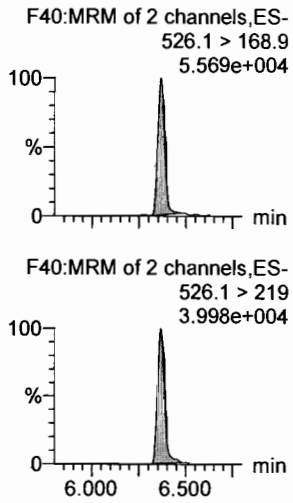

PFHxDA

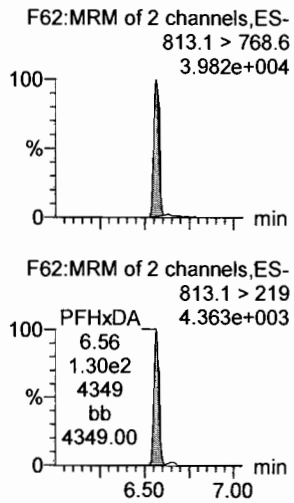

PFODA



N-MeFOSE



N-EtFOSE



13C2-PFTeDA

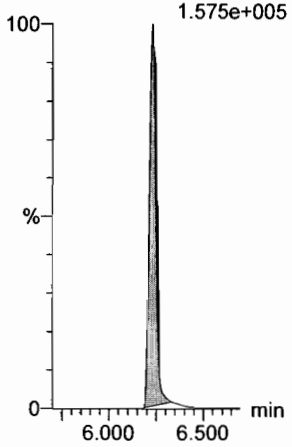

d5-N-ETFOSA

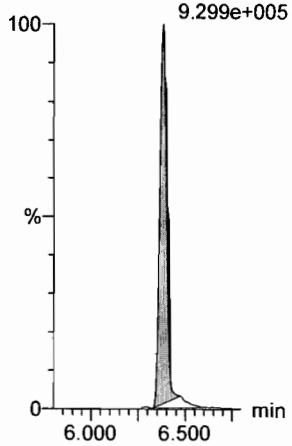

13C2-PFHxDA

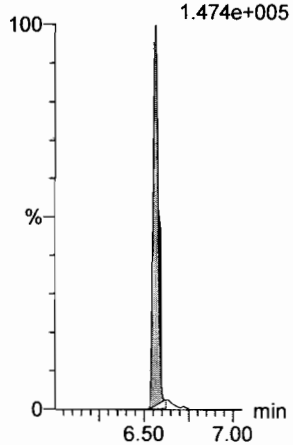

13C2-PFHxDA

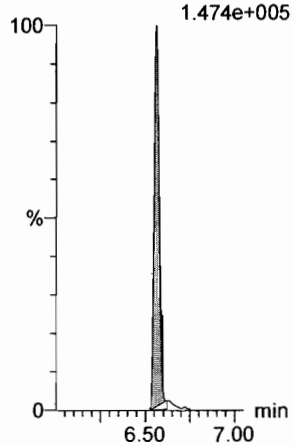

d7-N-MeFOSE



d9-N-EtFOSE

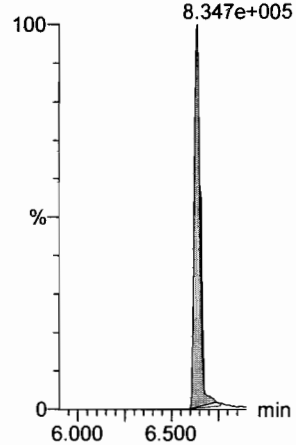

Dataset: Untitled

Last Altered: Thursday, March 01, 2018 12:45:16 Pacific Standard Time
Printed: Thursday, March 01, 2018 12:45:40 Pacific Standard Time

Name: 180228M1_5, Date: 28-Feb-2018, Time: 21:19:13, ID: ST180228M1-4 PFC CS1 18B2315, Description: PFC CS1 18B2315

13C4-PFBA

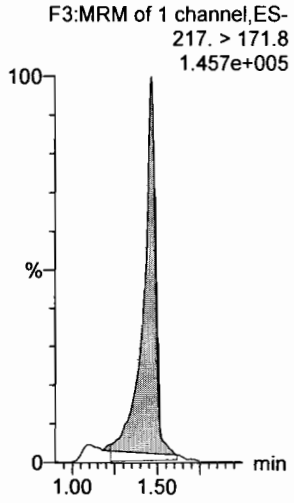

13C5-PFHxA

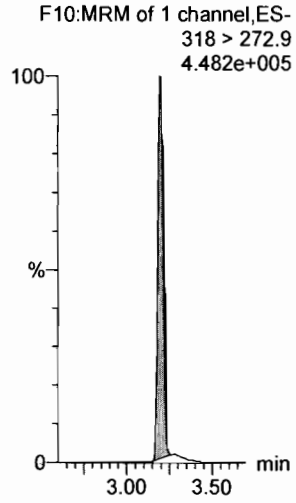

13C3-PFHxS

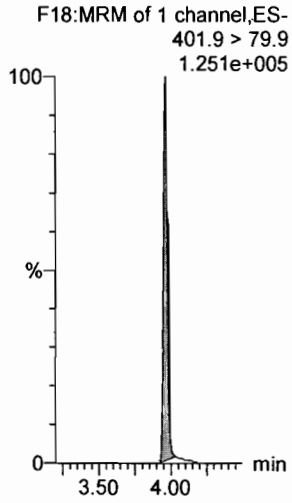

13C8-PFOA

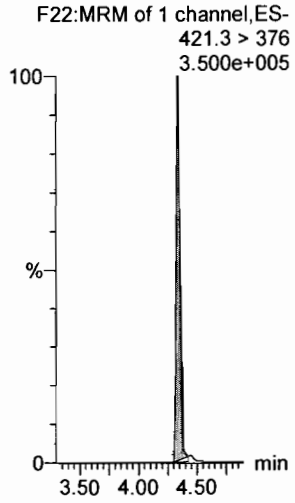

13C9-PFNA

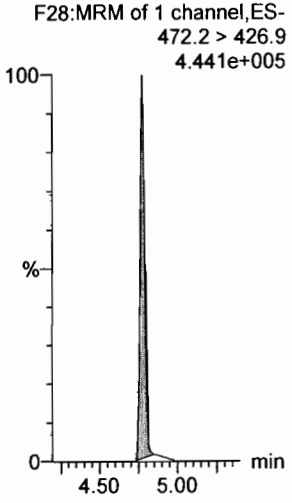

13C4-PFOS

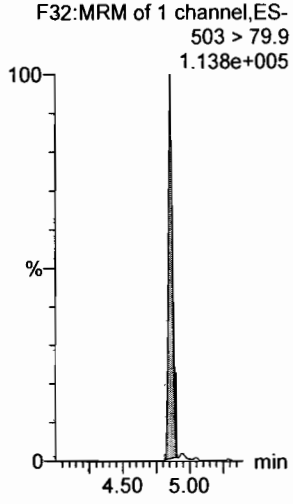

13C6-PFDA

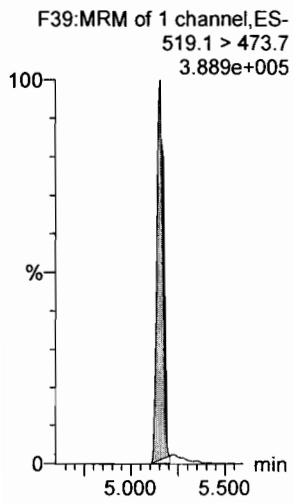

13C7-PFUdA

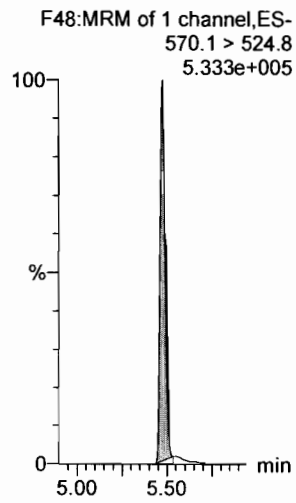

Dataset: Untitled

Last Altered: Thursday, March 01, 2018 12:45:16 Pacific Standard Time
Printed: Thursday, March 01, 2018 12:45:40 Pacific Standard Time

Name: 180228M1_6, Date: 28-Feb-2018, Time: 21:30:43, ID: ST180228M1-5 PFC CS2 18B2316, Description: PFC CS2 18B2316

PFBA

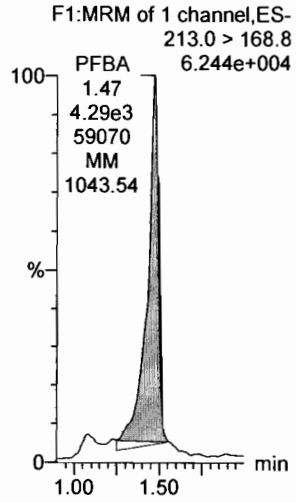

PFPeA

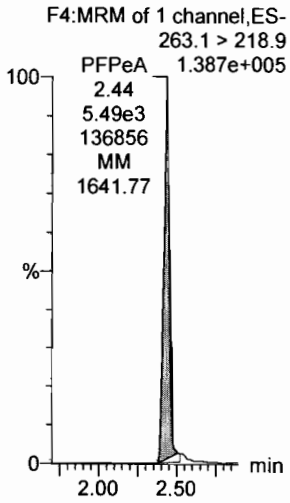

PFBS

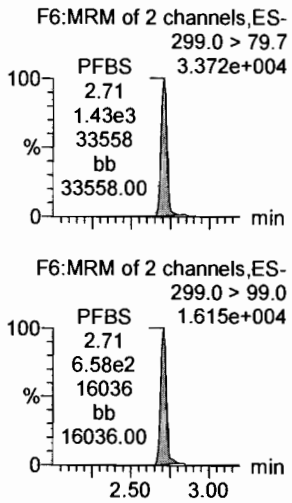

4:2 FTS

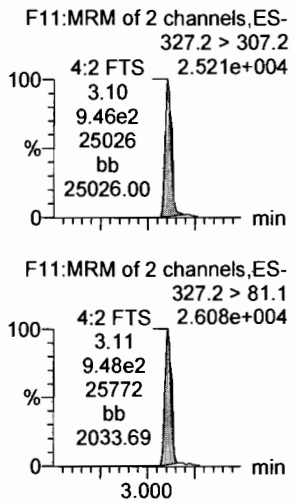

PFHxA

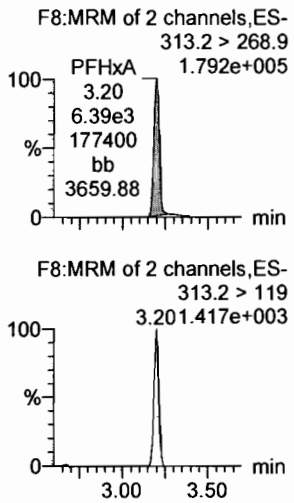

PFPeS

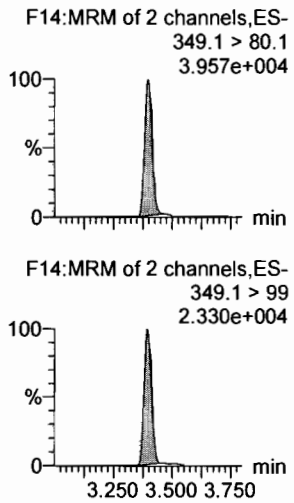

13C3-PFBA

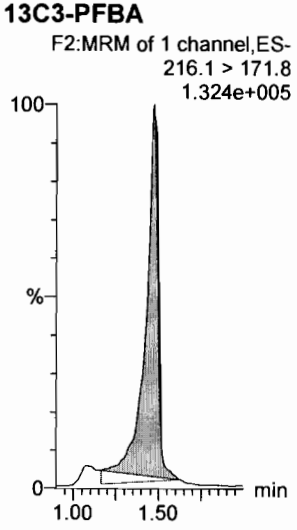

13C3-PFPeA

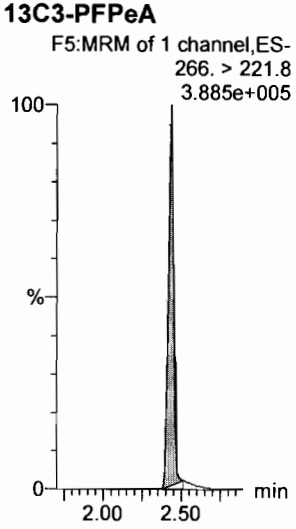

13C3-PFBS

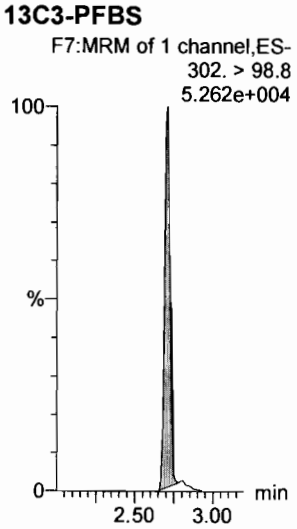

13C3-PFBS

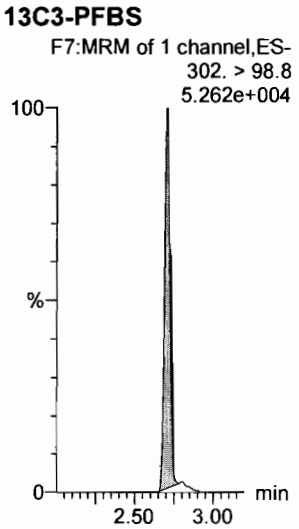

13C2-PFHxA



13C3-PFBS

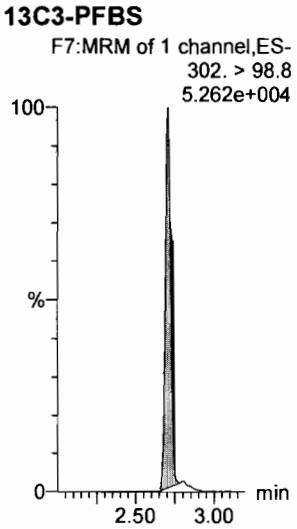

Dataset: Untitled

Last Altered: Thursday, March 01, 2018 12:45:16 Pacific Standard Time
Printed: Thursday, March 01, 2018 12:45:40 Pacific Standard Time

Name: 180228M1_6, Date: 28-Feb-2018, Time: 21:30:43, ID: ST180228M1-5 PFC CS2 18B2316, Description: PFC CS2 18B2316

6:2 FTS

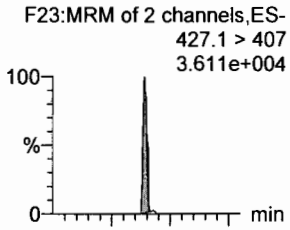

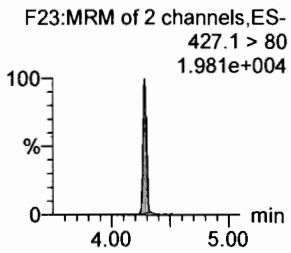

PFHpA

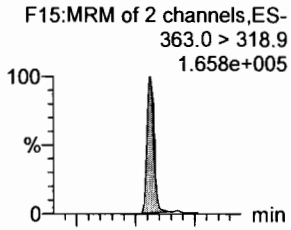

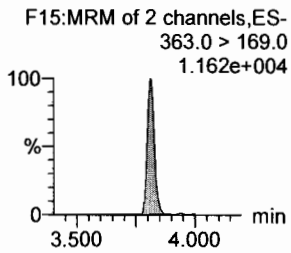

L-PFHxS

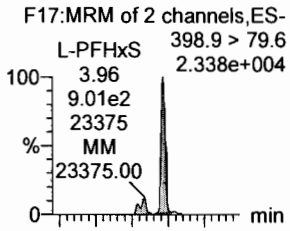

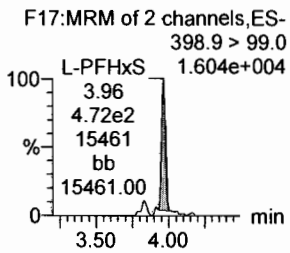

L-PFOA

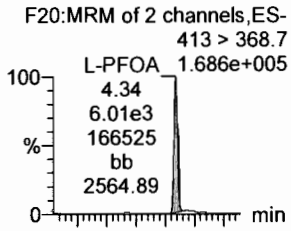

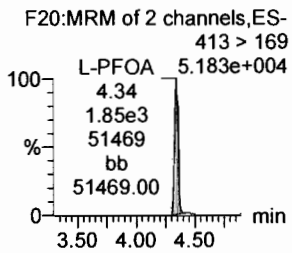

PFHpS

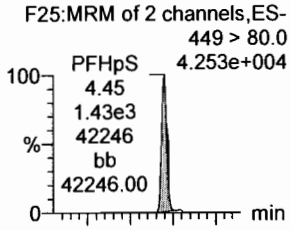

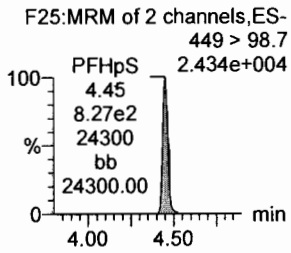

PFNA

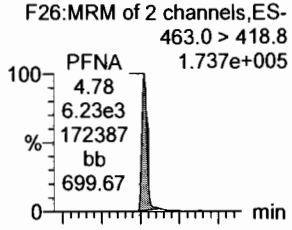

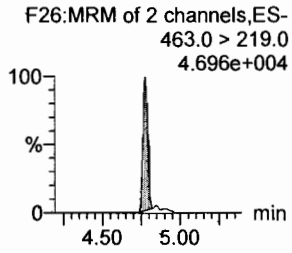

18O2-PFHxS

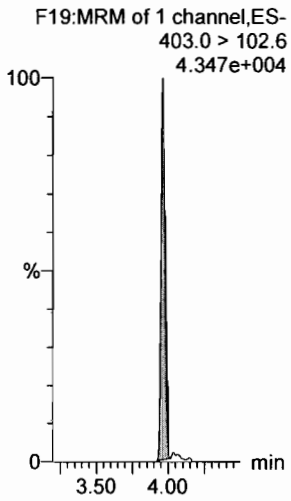

13C4-PFHpA

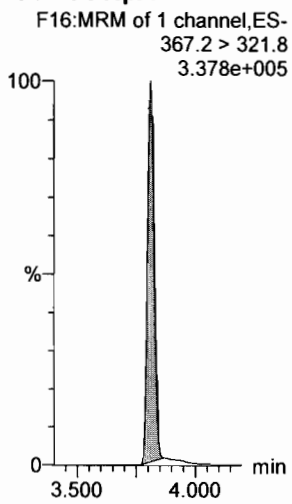

13C2-PFOA

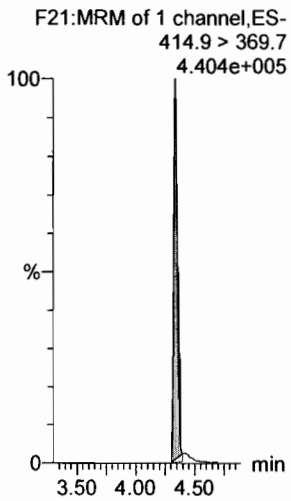

13C2-PFOA

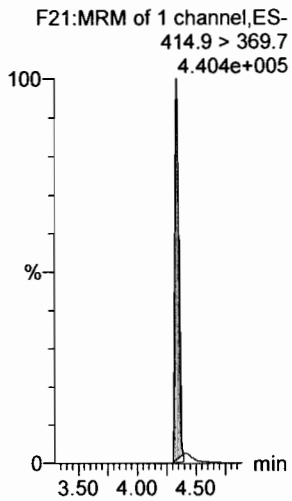

13C2-PFOA

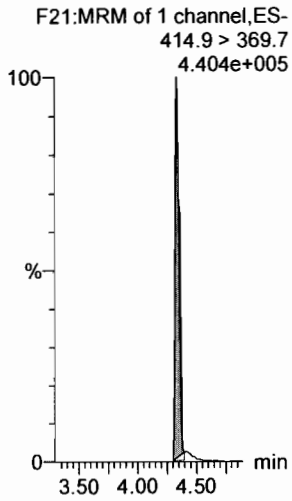

13C5-PFNA

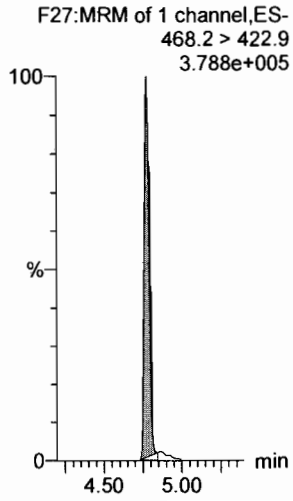

Dataset: Untitled

Last Altered: Thursday, March 01, 2018 12:45:16 Pacific Standard Time
Printed: Thursday, March 01, 2018 12:45:40 Pacific Standard Time

Name: 180228M1_6, Date: 28-Feb-2018, Time: 21:30:43, ID: ST180228M1-5 PFC CS2 18B2316, Description: PFC CS2 18B2316

PFOSA

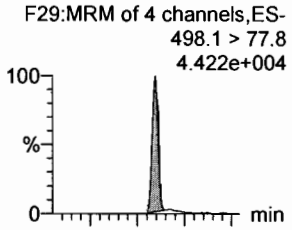

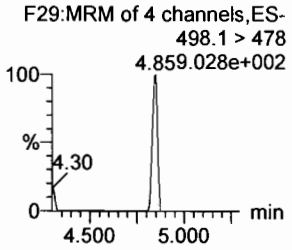

L-PFOS

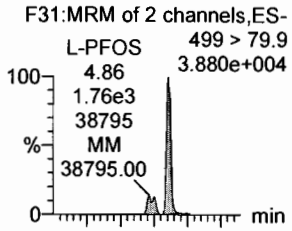

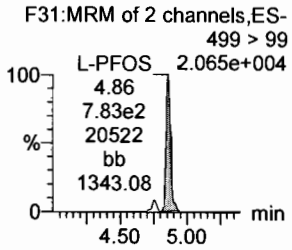

PFDA

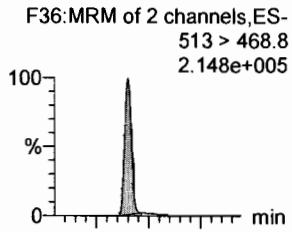

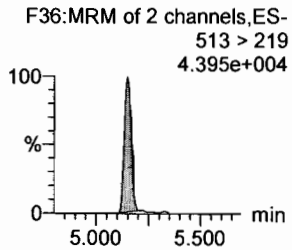

8:2 FTS

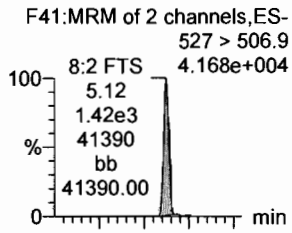

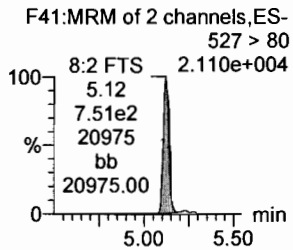

PFNS

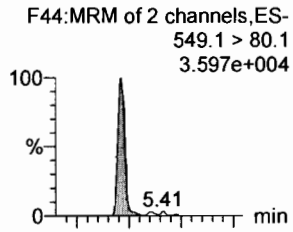

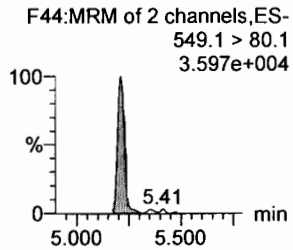

N-MeFOSAA

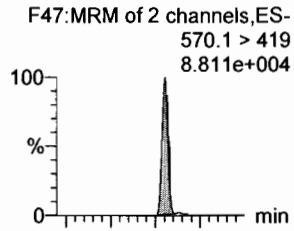

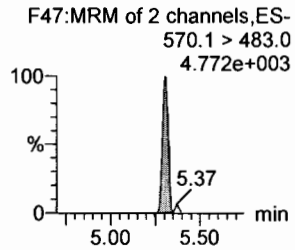

13C8-PFOSA

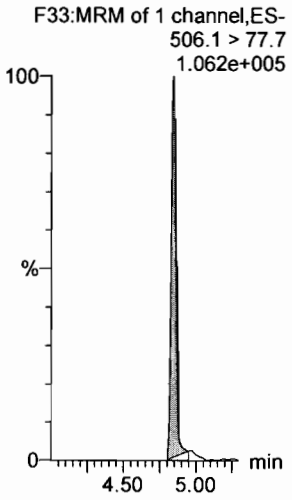

13C8-PFOS

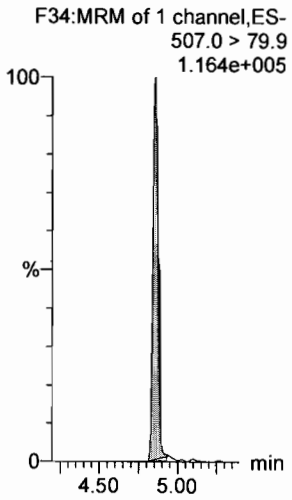

13C2-PFDA

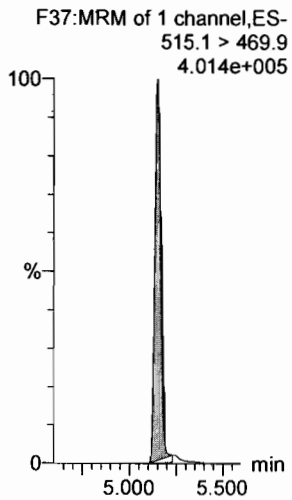

13C2-PFOA

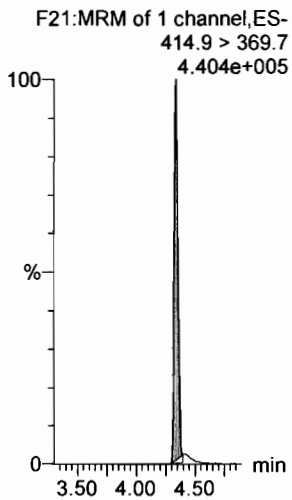

13C2-PFOA

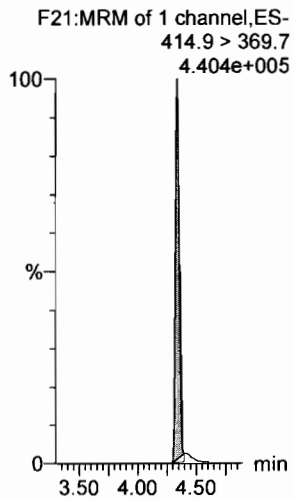

d3-N-MeFOSAA

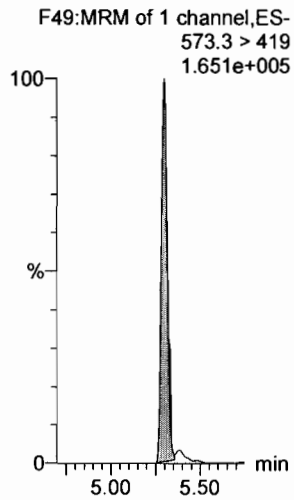

Dataset: Untitled

Last Altered: Thursday, March 01, 2018 12:45:16 Pacific Standard Time
Printed: Thursday, March 01, 2018 12:45:40 Pacific Standard Time

Name: 180228M1_6, Date: 28-Feb-2018, Time: 21:30:43, ID: ST180228M1-5 PFC CS2 18B2316, Description: PFC CS2 18B2316

N-EtFOSAA

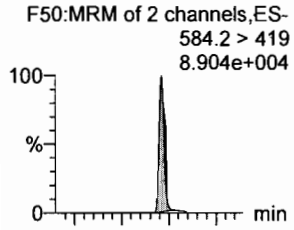

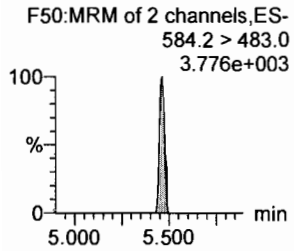

PFDoA

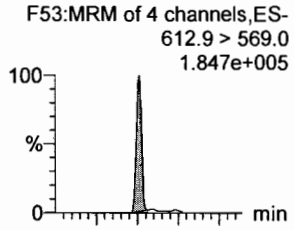

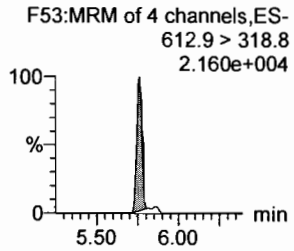

PFDS

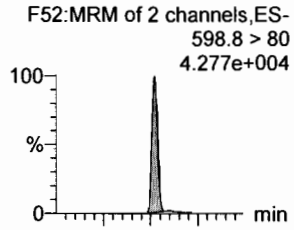

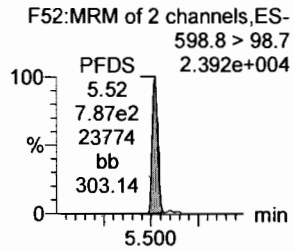

PFUdA

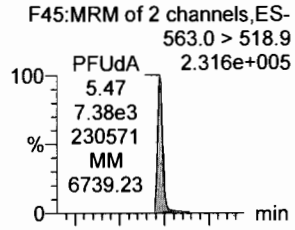

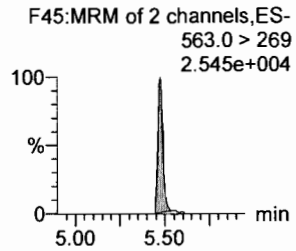

N-MeFOSA

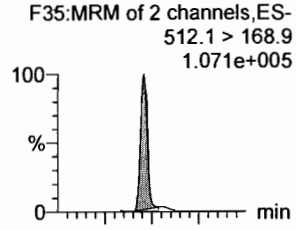

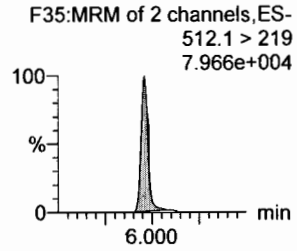

PFTrDA

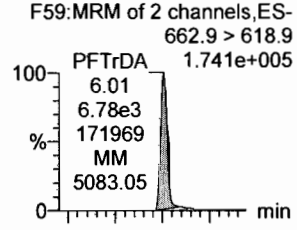

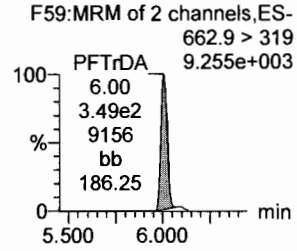

d5-N-EtFOSAA

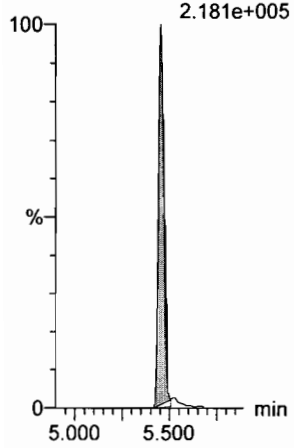

13C2-PFDoA



13C2-PFUdA

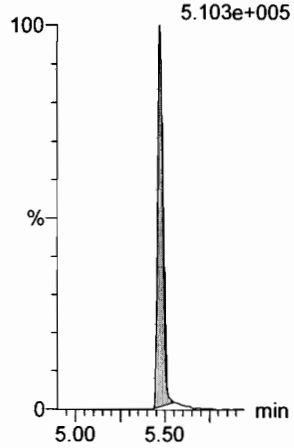

13C2-PFUdA

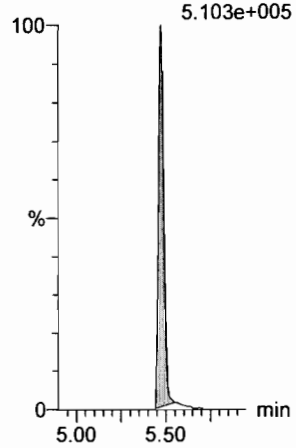

d3-N-MeFOSA

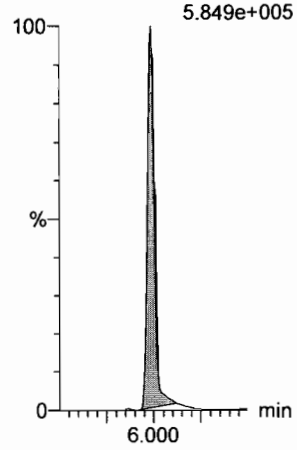

13C2-PFDoA

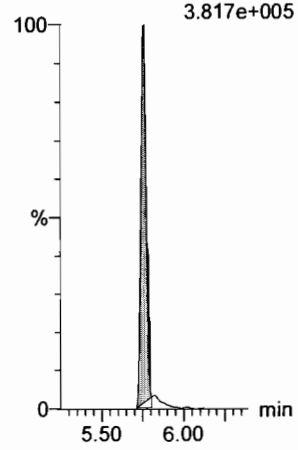

Dataset: Untitled

Last Altered: Thursday, March 01, 2018 12:45:16 Pacific Standard Time
Printed: Thursday, March 01, 2018 12:45:40 Pacific Standard Time

Name: 180228M1_6, Date: 28-Feb-2018, Time: 21:30:43, ID: ST180228M1-5 PFC CS2 18B2316, Description: PFC CS2 18B2316

PFTeDA

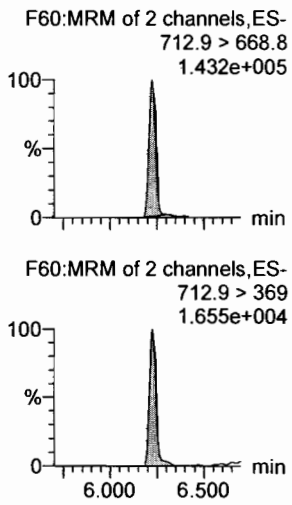

N-EtFOSA

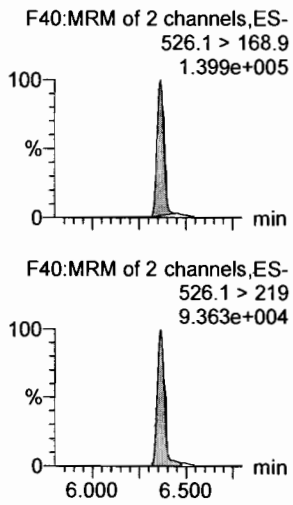

PFHxDA

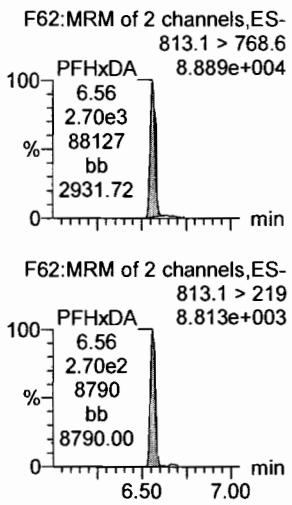

PFODA



N-MeFOSE

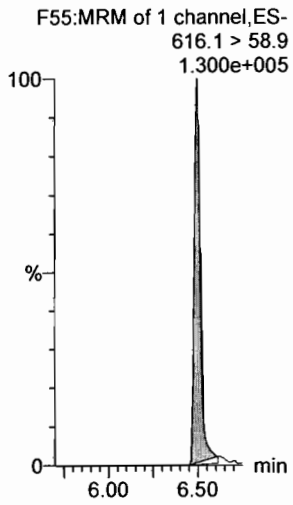

N-EtFOSE

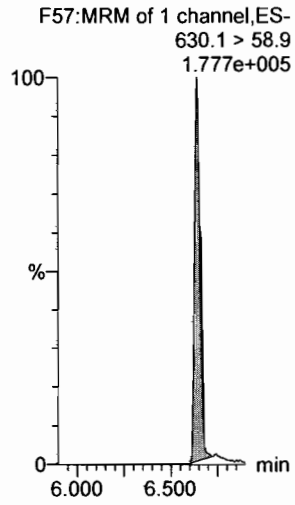

13C2-PFTeDA



d5-N-ETFOSA

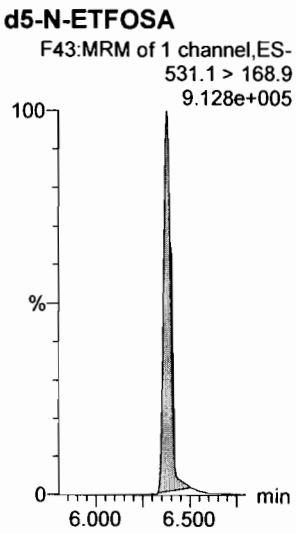

13C2-PFHxDA

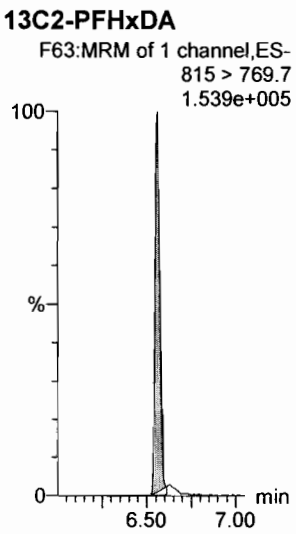

13C2-PFHxDA

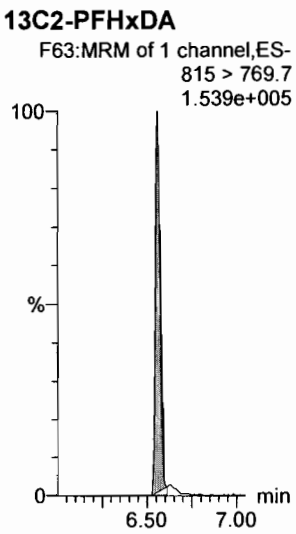

d7-N-MeFOSE

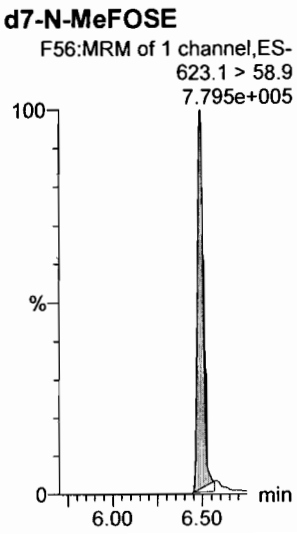

d9-N-EtFOSE

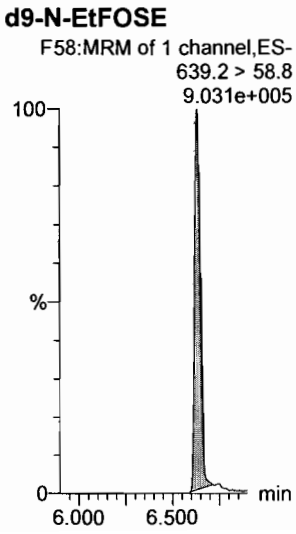

Dataset: Untitled

Last Altered: Thursday, March 01, 2018 12:45:16 Pacific Standard Time
Printed: Thursday, March 01, 2018 12:45:40 Pacific Standard Time

Name: 180228M1_6, Date: 28-Feb-2018, Time: 21:30:43, ID: ST180228M1-5 PFC CS2 18B2316, Description: PFC CS2 18B2316

13C4-PFBA

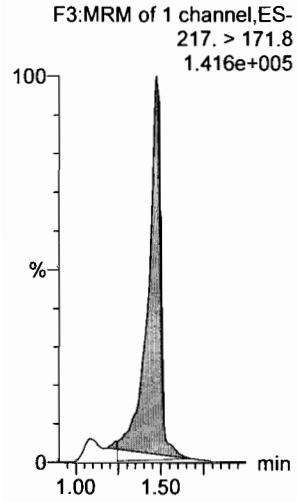

13C5-PFHxA

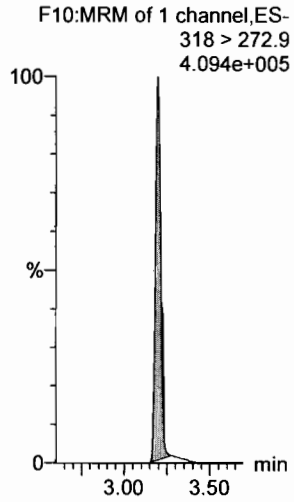

13C3-PFHxS

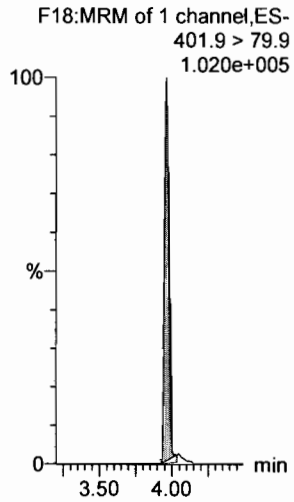

13C8-PFOA

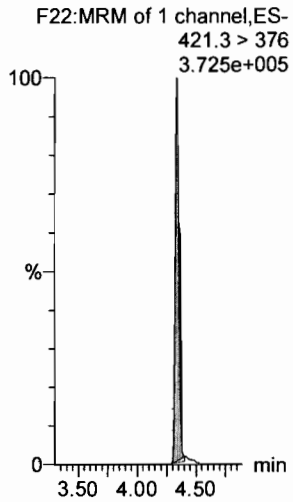

13C9-PFNA

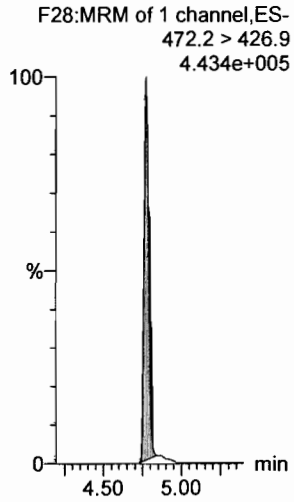

13C4-PFOS

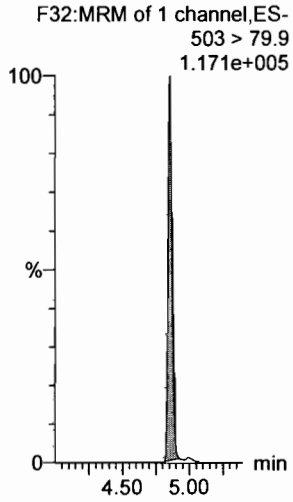

13C6-PFDA

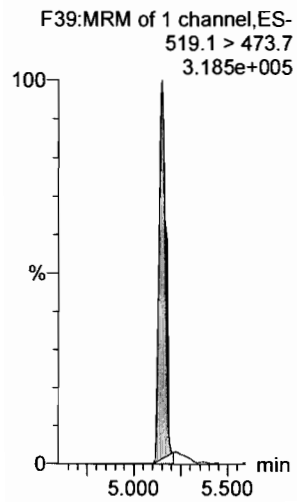

13C7-PFUdA

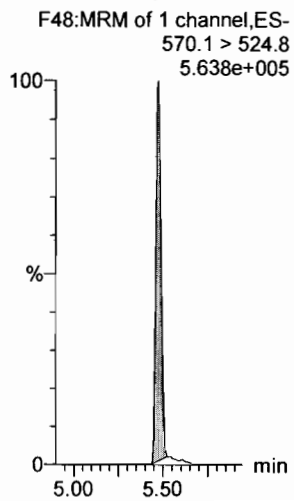

Dataset: Untitled

Last Altered: Thursday, March 01, 2018 12:45:16 Pacific Standard Time
Printed: Thursday, March 01, 2018 12:45:40 Pacific Standard Time

Name: 180228M1_7, Date: 28-Feb-2018, Time: 21:42:12, ID: ST180228M1-6 PFC CS3 18B2317, Description: PFC CS3 18B2317

PFBA

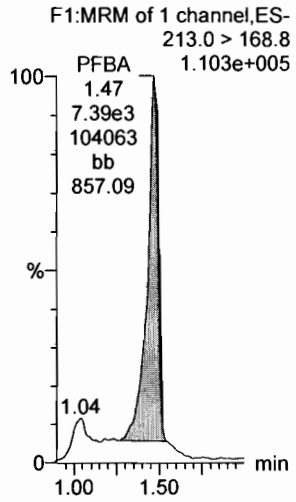

PFPeA

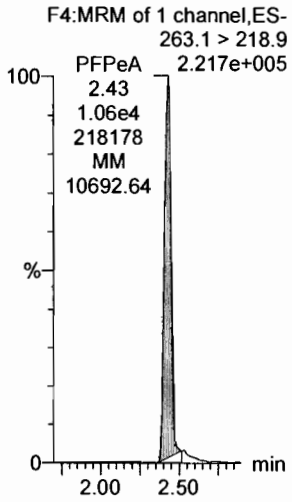

PFBS

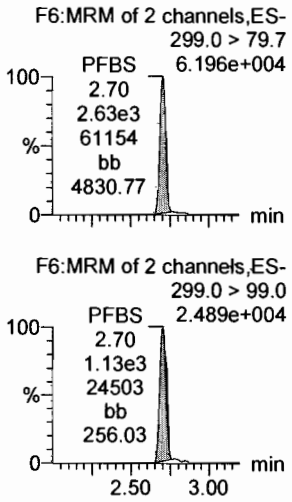

4:2 FTS

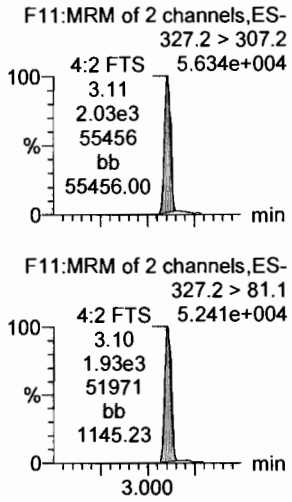

PFHxA

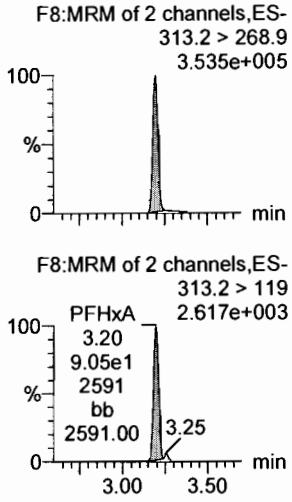

PFPeS

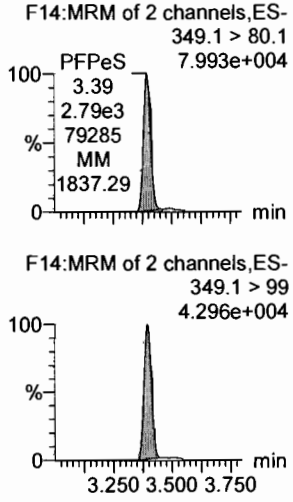

13C3-PFBA

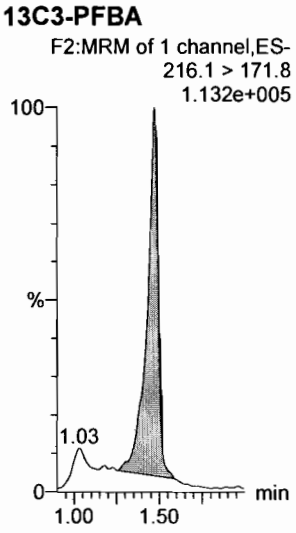

13C3-PFPeA

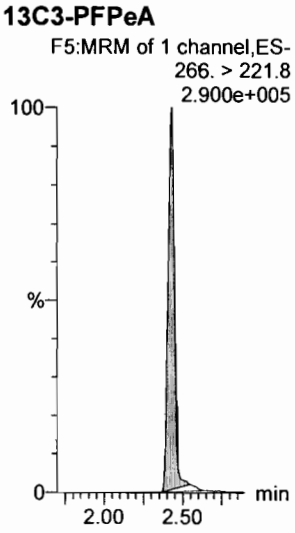

13C3-PFBS

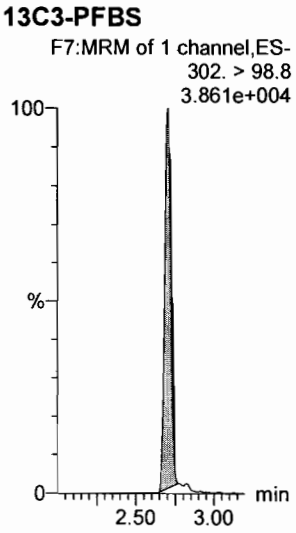

13C3-PFBS

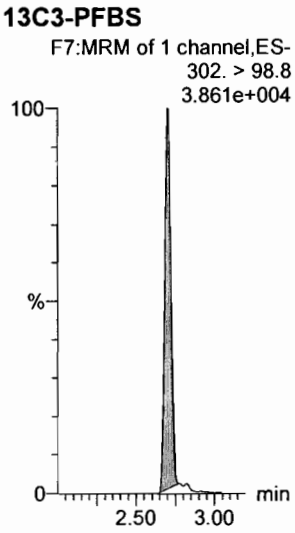

13C2-PFHxA

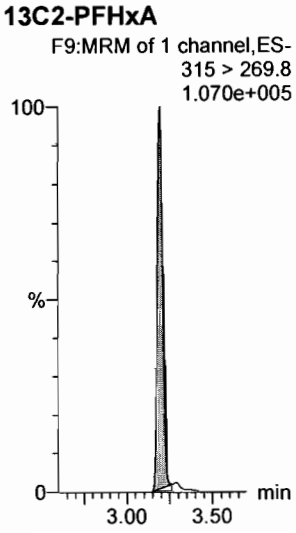

13C3-PFBS

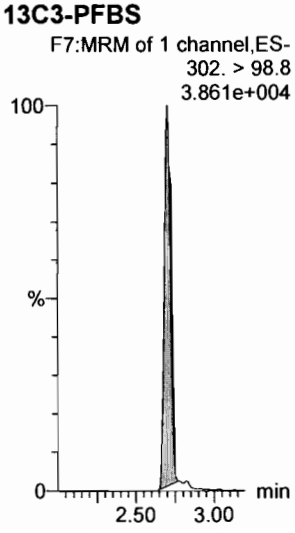

Dataset: Untitled

Last Altered: Thursday, March 01, 2018 12:45:16 Pacific Standard Time
Printed: Thursday, March 01, 2018 12:45:40 Pacific Standard Time

Name: 180228M1_7, Date: 28-Feb-2018, Time: 21:42:12, ID: ST180228M1-6 PFC CS3 18B2317, Description: PFC CS3 18B2317

6:2 FTS

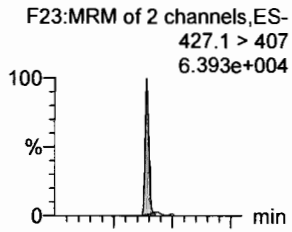

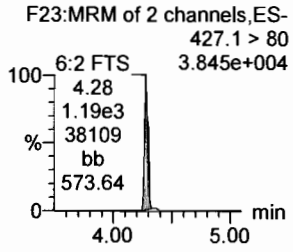

PFHpA

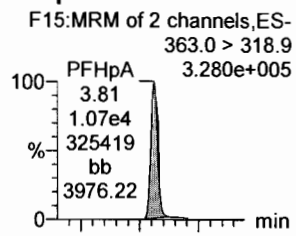

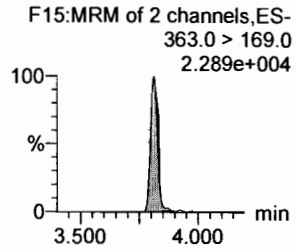

L-PFHxS

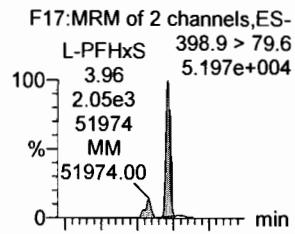

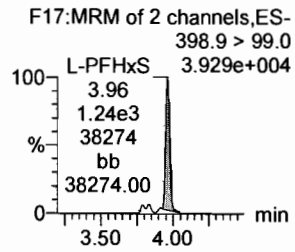

L-PFOA

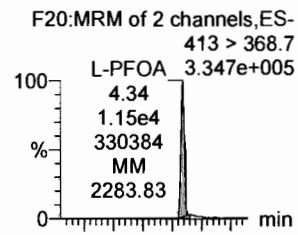

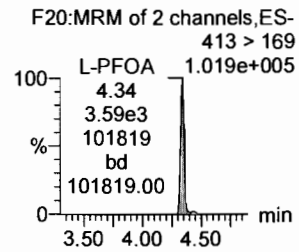

PFHpS

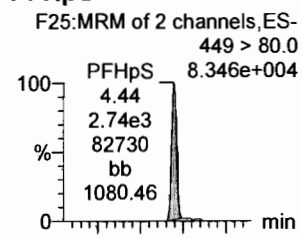

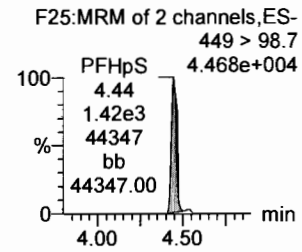

PFNA

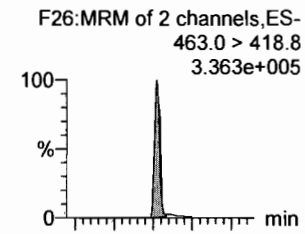

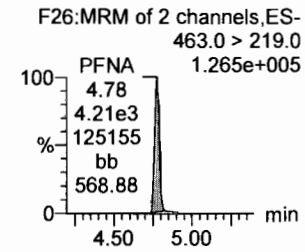

18O2-PFHxS

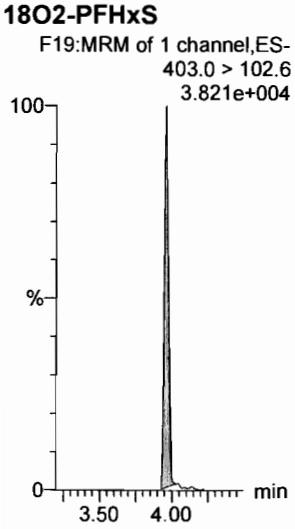

13C4-PFHpA

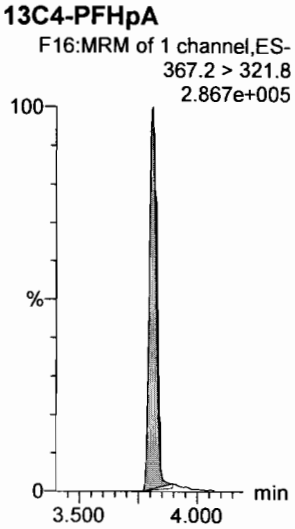

13C2-PFOA



13C2-PFOA

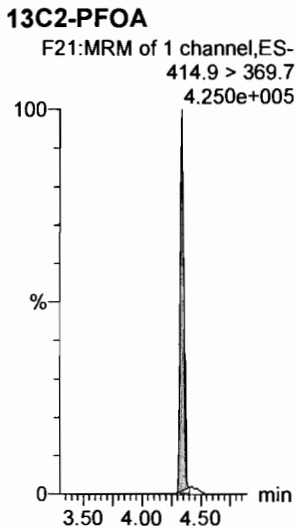

13C2-PFOA

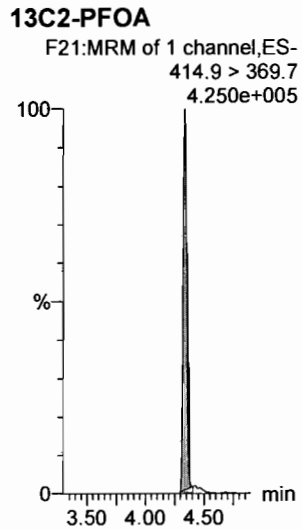

13C5-PFNA

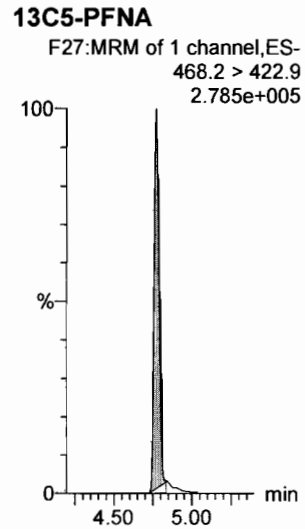

Dataset: Untitled

Last Altered: Thursday, March 01, 2018 12:45:16 Pacific Standard Time
Printed: Thursday, March 01, 2018 12:45:40 Pacific Standard Time

Name: 180228M1_7, Date: 28-Feb-2018, Time: 21:42:12, ID: ST180228M1-6 PFC CS3 18B2317, Description: PFC CS3 18B2317

PFOSA

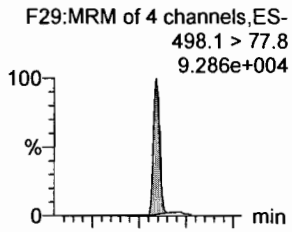

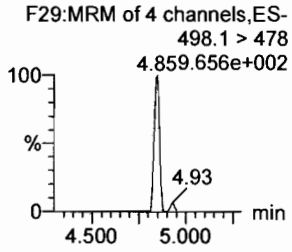

L-PFOS

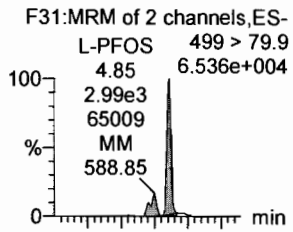

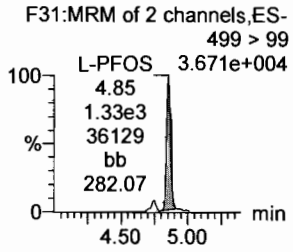

PFDA

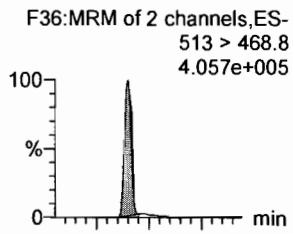

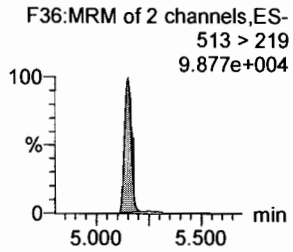

8:2 FTS

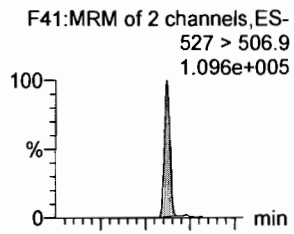

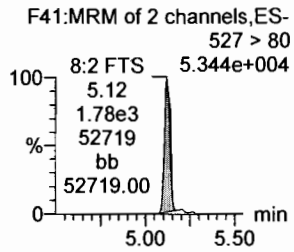

PFNS

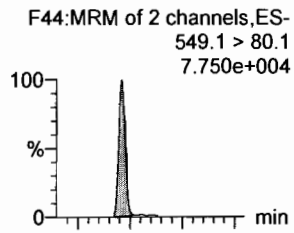

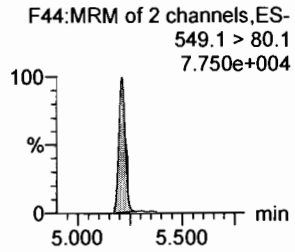

N-MeFOSAA

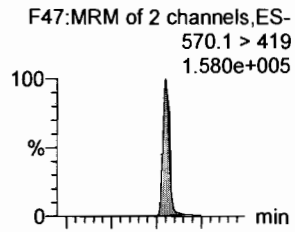

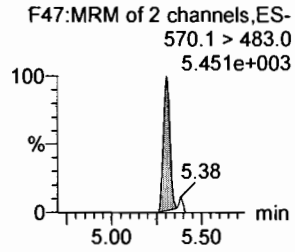

13C8-PFOSA

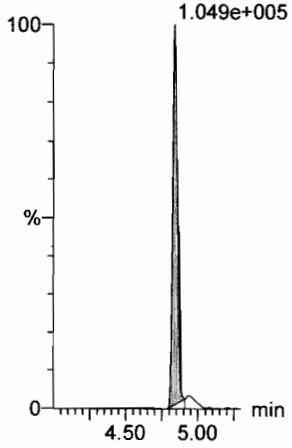

13C8-PFOS

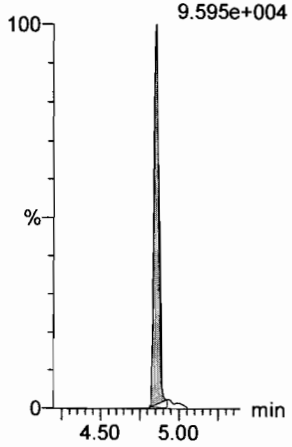

13C2-PFDA

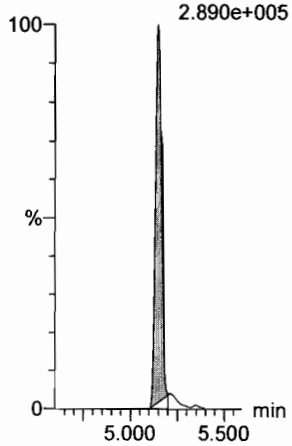

13C2-PFOA



13C2-PFOA



d3-N-MeFOSAA

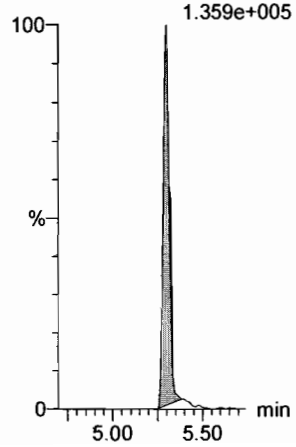

Dataset: Untitled

Last Altered: Thursday, March 01, 2018 12:45:16 Pacific Standard Time
Printed: Thursday, March 01, 2018 12:45:40 Pacific Standard Time

Name: 180228M1_7, Date: 28-Feb-2018, Time: 21:42:12, ID: ST180228M1-6 PFC CS3 18B2317, Description: PFC CS3 18B2317

N-EtFOSAA

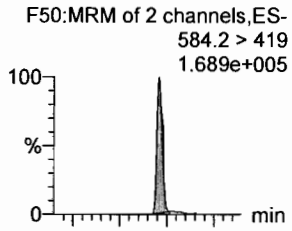

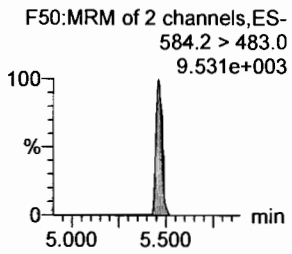

PFDoA

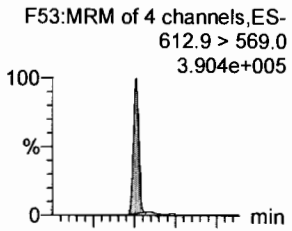

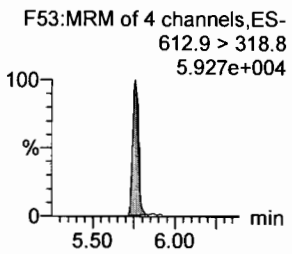

PFDS

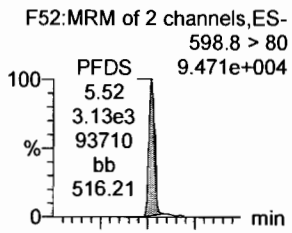

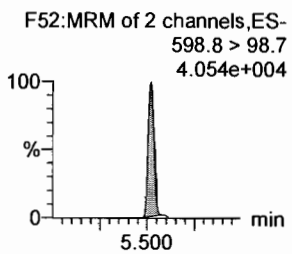

PFUdA

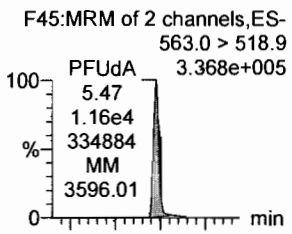

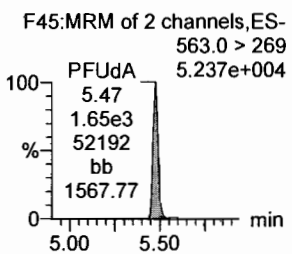

N-MeFOSA

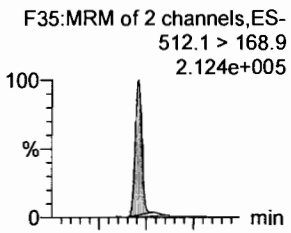

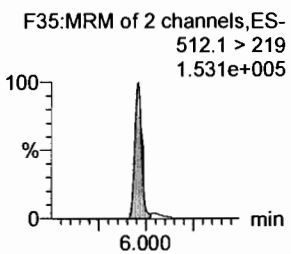

PFTrDA

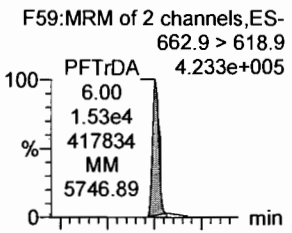

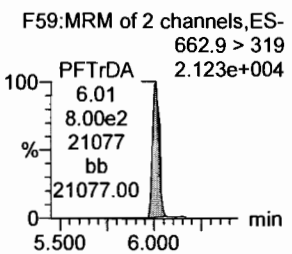

d5-N-EtFOSAA

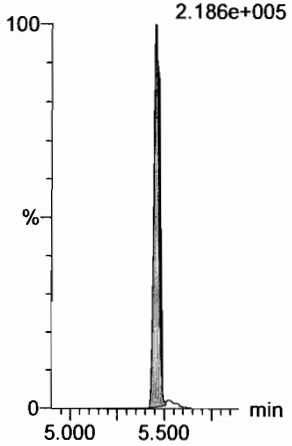

13C2-PFDoA

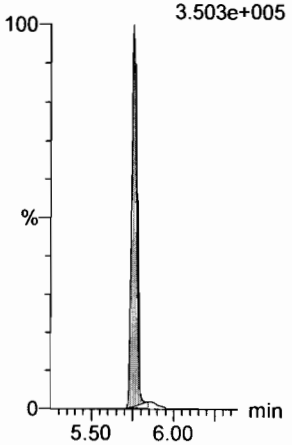

13C2-PFUdA

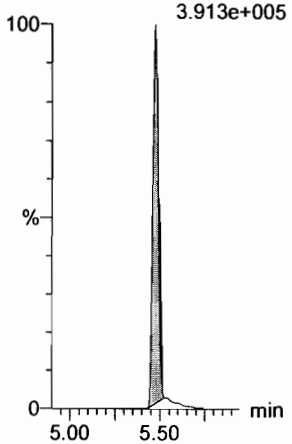

13C2-PFUdA

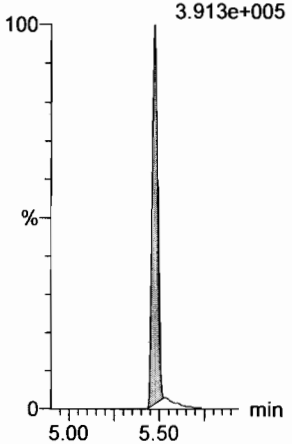

d3-N-MeFOSA

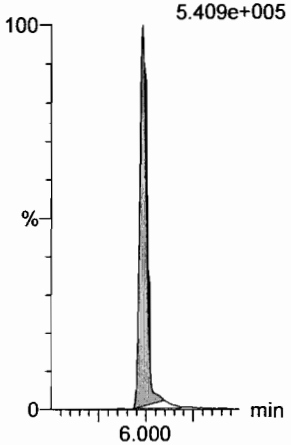

13C2-PFDoA

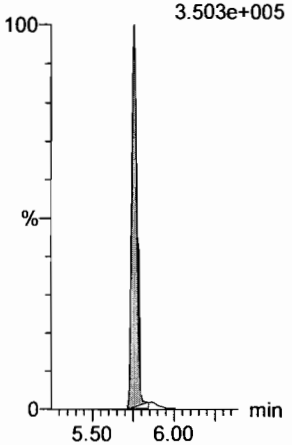

Dataset: Untitled

Last Altered: Thursday, March 01, 2018 12:45:16 Pacific Standard Time
Printed: Thursday, March 01, 2018 12:45:40 Pacific Standard Time

Name: 180228M1_7, Date: 28-Feb-2018, Time: 21:42:12, ID: ST180228M1-6 PFC CS3 18B2317, Description: PFC CS3 18B2317

PFTeDA

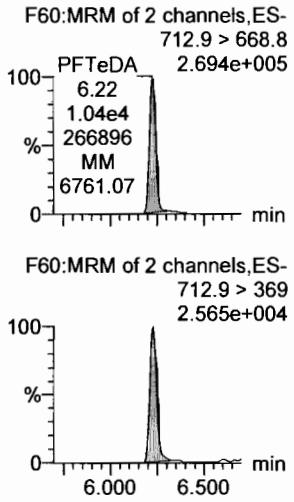

N-EtFOSA

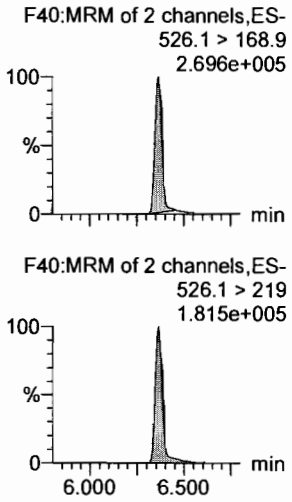

PFHxDA

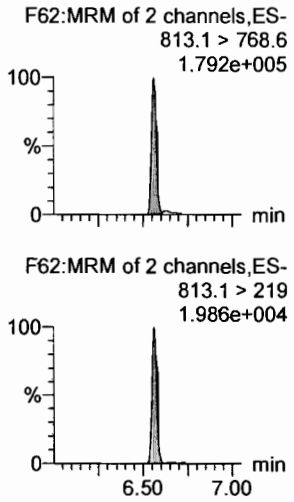

PFODA



N-MeFOSE

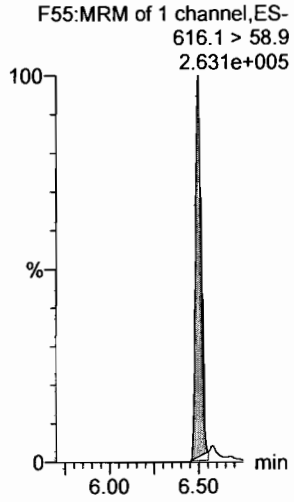

N-EtFOSE

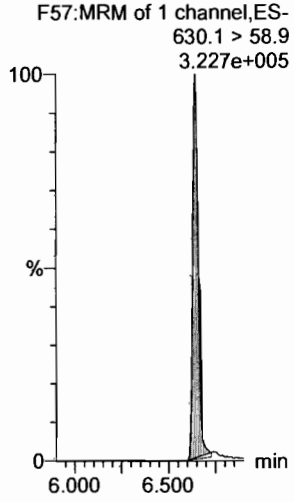

13C2-PFTeDA

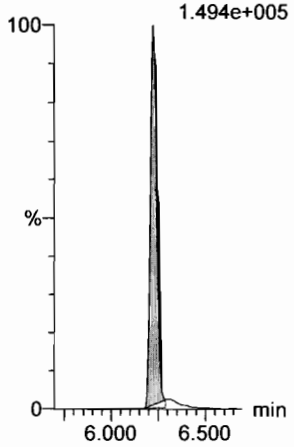

d5-N-ETFOSA

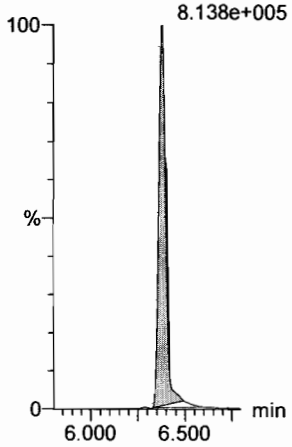

13C2-PFHxDA

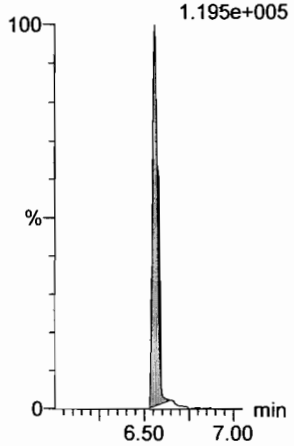

13C2-PFHxDA



d7-N-MeFOSE

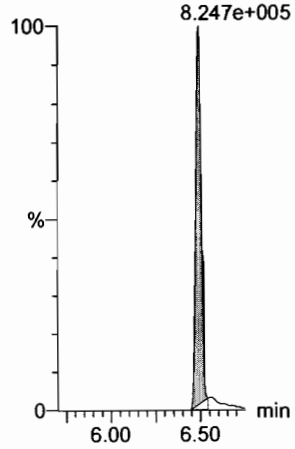

d9-N-EtFOSE

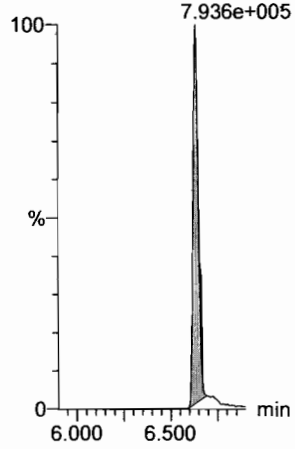

Vista Analytical Laboratory

Dataset: Untitled

Last Altered: Thursday, March 01, 2018 12:50:56 Pacific Standard Time
Printed: Thursday, March 01, 2018 12:51:05 Pacific Standard Time

Name: 180228M1_7, Date: 28-Feb-2018, Time: 21:42:12, ID: ST180228M1-6 PFC CS3 18B2317, Description: PFC CS3 18B2317

13C4-PFBA

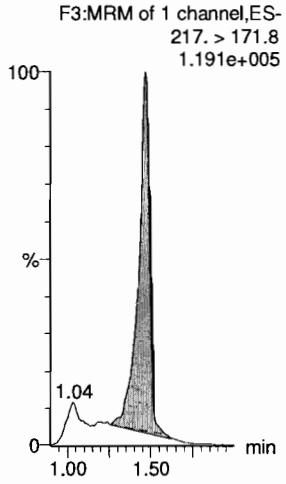

13C5-PFHxA

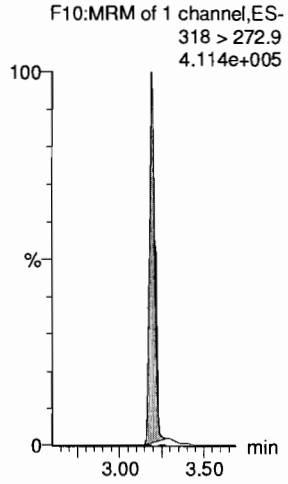

13C3-PFHxS

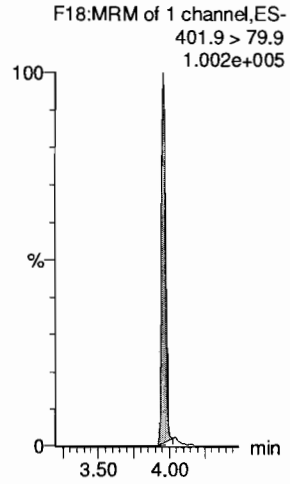

13C8-PFOA

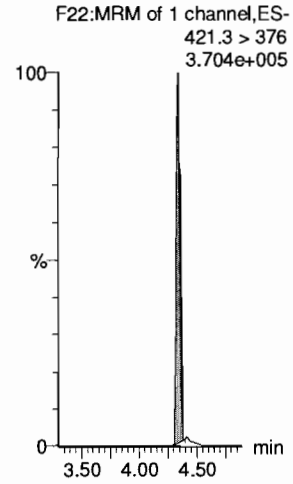

13C9-PFNA

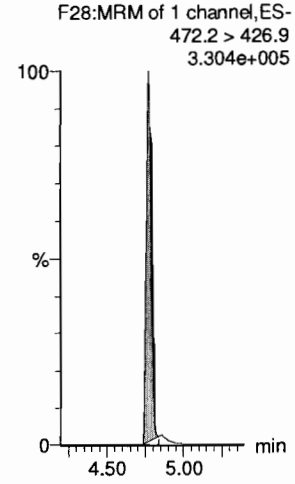

13C4-PFOS

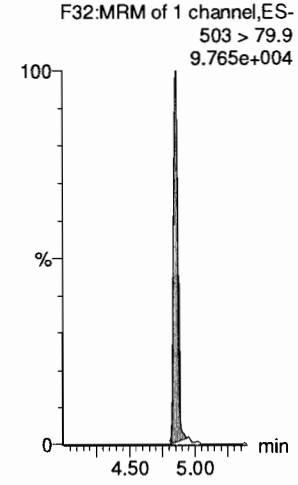

13C6-PFDA

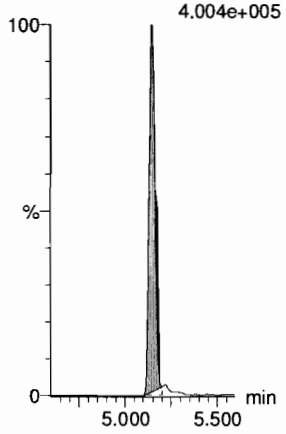

13C7-PFUdA

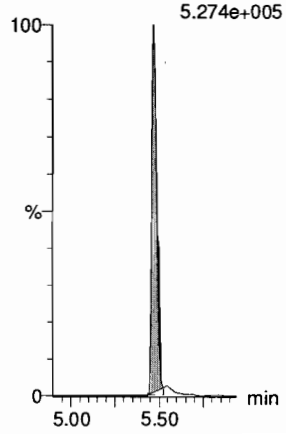

Dataset: Untitled

Last Altered: Thursday, March 01, 2018 12:45:16 Pacific Standard Time
Printed: Thursday, March 01, 2018 12:45:40 Pacific Standard Time

Name: 180228M1_8, Date: 28-Feb-2018, Time: 21:53:43, ID: ST180228M1-7 PFC CS4 18B2318, Description: PFC CS4 18B2318

PFBA

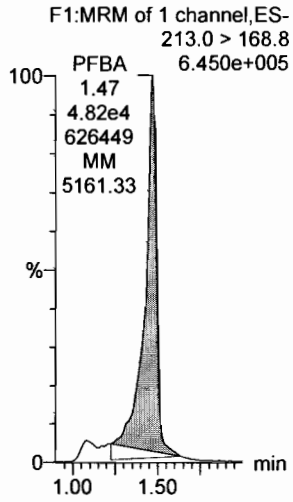

PFPeA

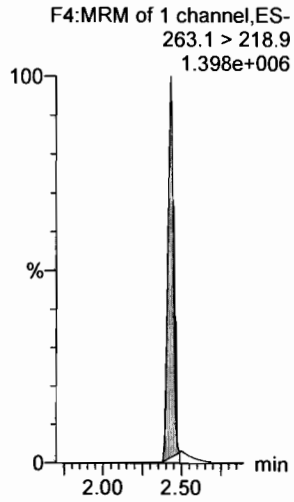

PFBS

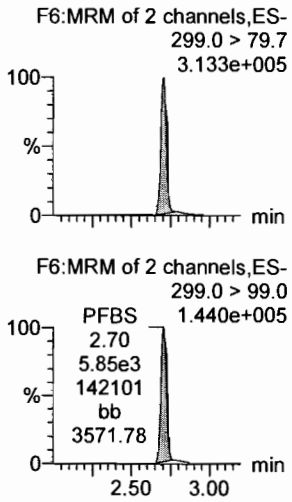

4:2 FTS

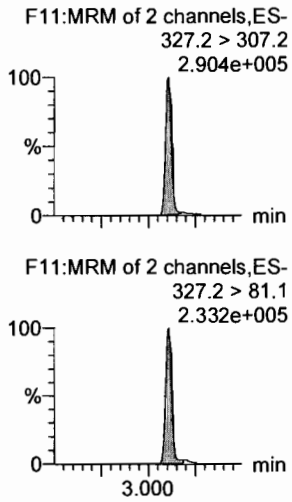

PFHxA

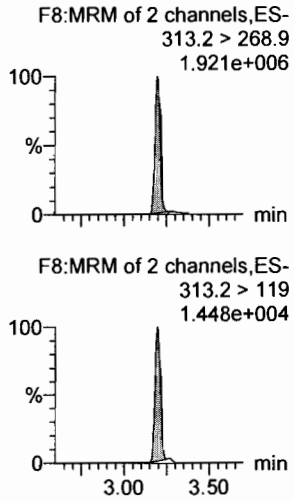

PFPeS

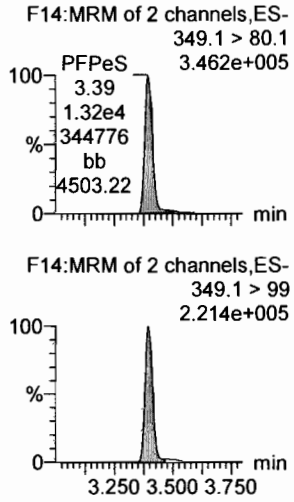

13C3-PFBA

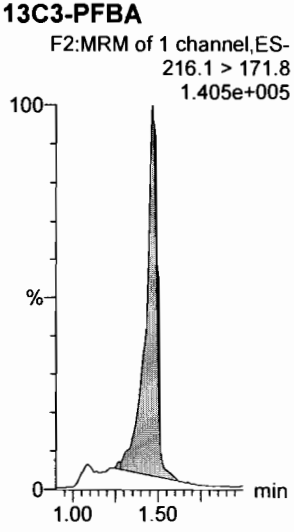

13C3-PFPeA

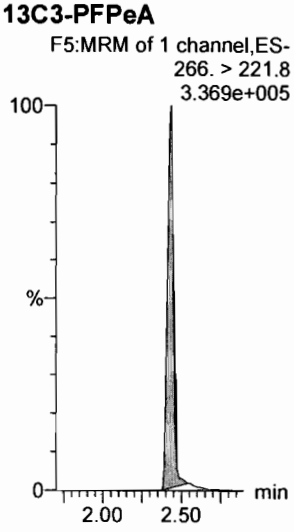

13C3-PFBS

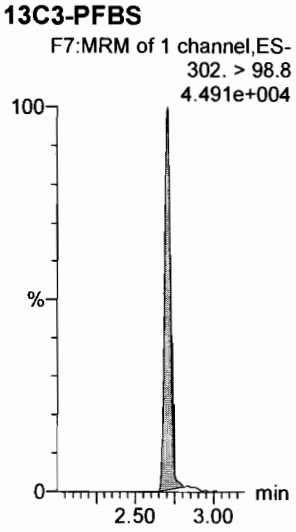

13C3-PFBS

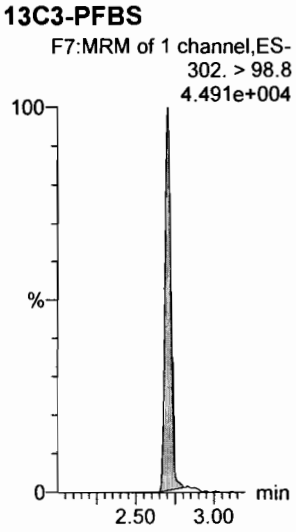

13C2-PFHxA

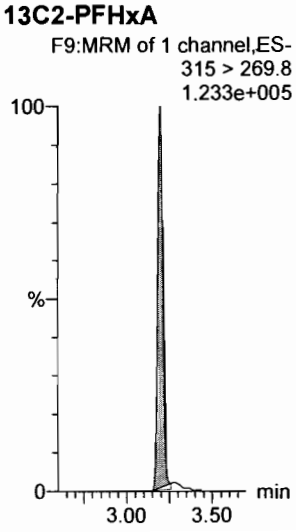

13C3-PFBS

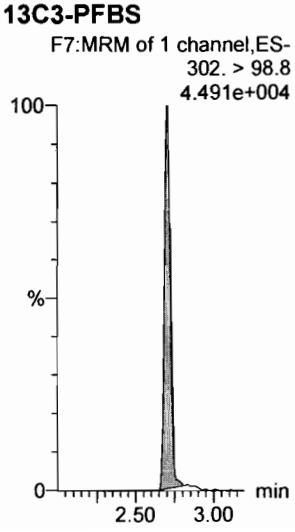

Dataset: Untitled

Last Altered: Thursday, March 01, 2018 12:45:16 Pacific Standard Time
Printed: Thursday, March 01, 2018 12:45:40 Pacific Standard Time

Name: 180228M1_8, Date: 28-Feb-2018, Time: 21:53:43, ID: ST180228M1-7 PFC CS4 18B2318, Description: PFC CS4 18B2318

6:2 FTS

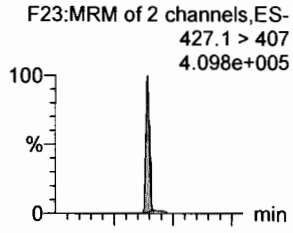

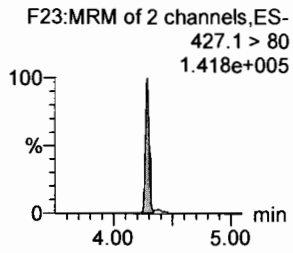

PFHpA

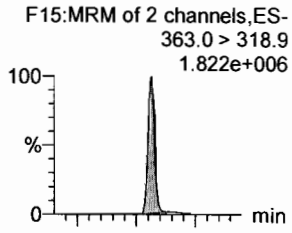

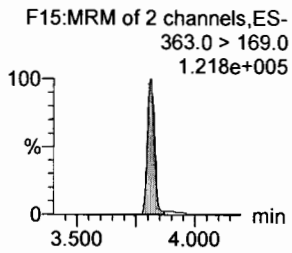

L-PFHxS

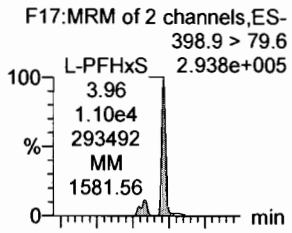

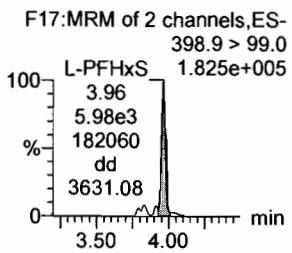

L-PFOA

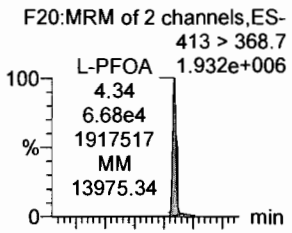

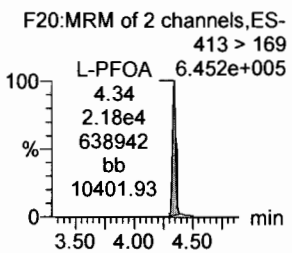

PFHpS

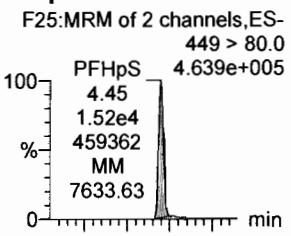

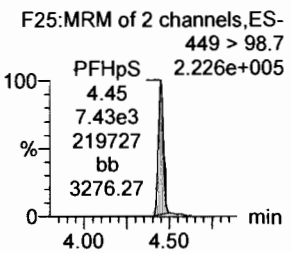

PFNA

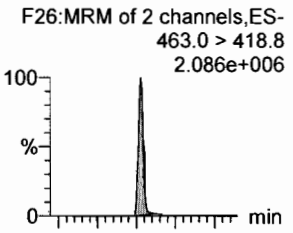

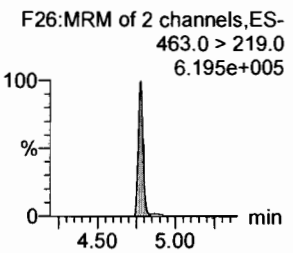

18O2-PFHxS

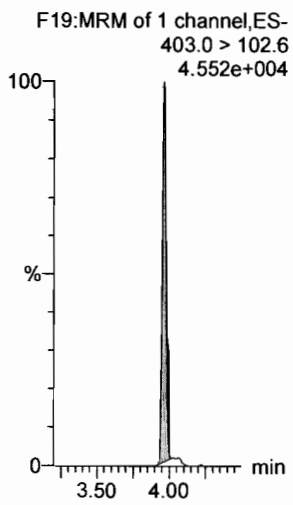

13C4-PFHpA

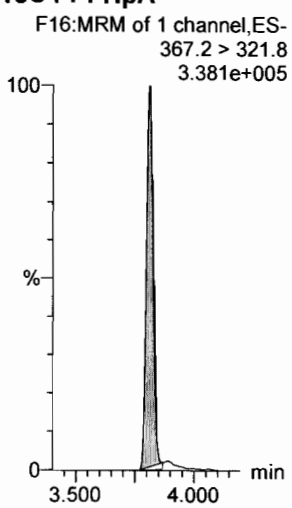

13C2-PFOA

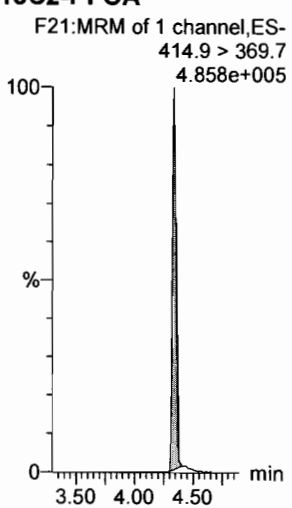

13C2-PFOA

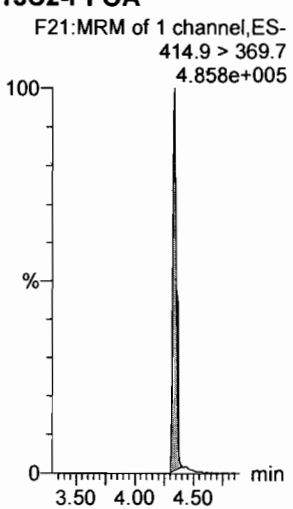

13C2-PFOA

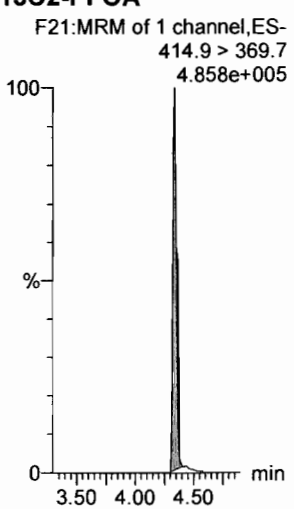

13C5-PFNA



Dataset: Untitled

Last Altered: Thursday, March 01, 2018 12:45:16 Pacific Standard Time
Printed: Thursday, March 01, 2018 12:45:40 Pacific Standard Time

Name: 180228M1_8, Date: 28-Feb-2018, Time: 21:53:43, ID: ST180228M1-7 PFC CS4 18B2318, Description: PFC CS4 18B2318

PFOSA

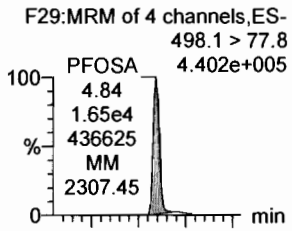

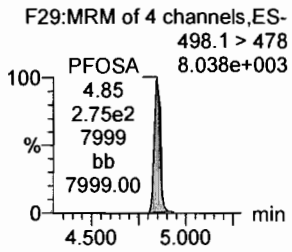

L-PFOS

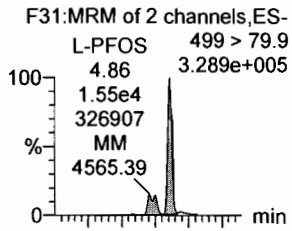

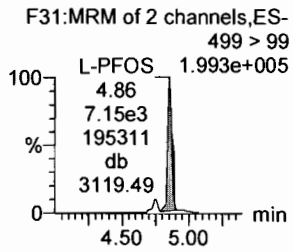

PFDA

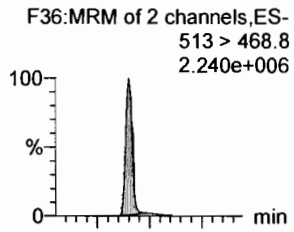

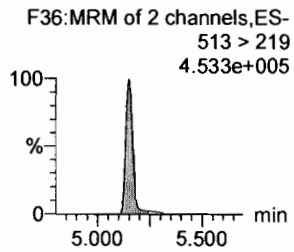

8:2 FTS

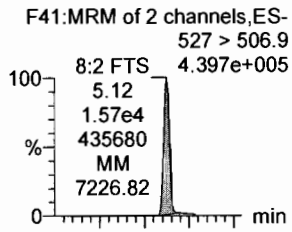

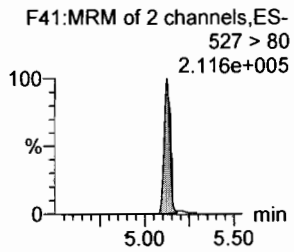

PFNS

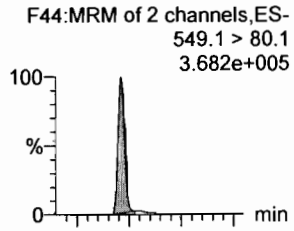

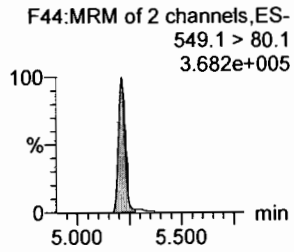

N-MeFOSAA

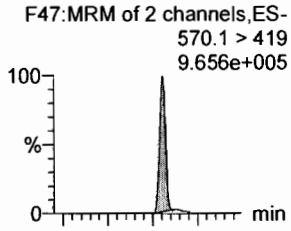

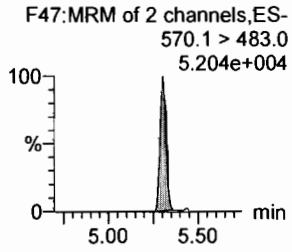

13C8-PFOSA

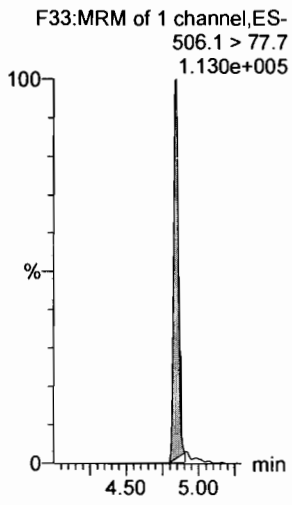

13C8-PFOS

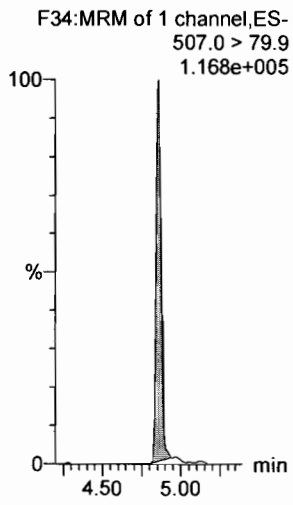

13C2-PFDA

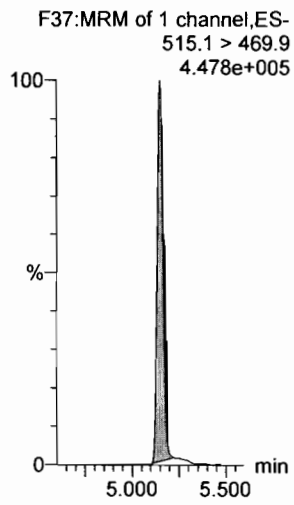

13C2-PFOA

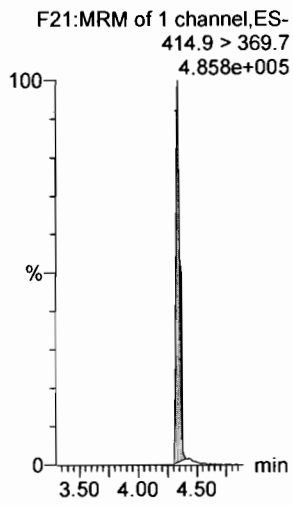

13C2-PFOA

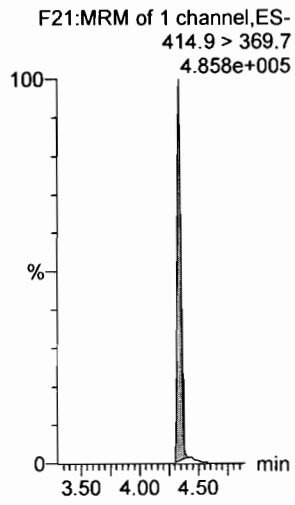

d3-N-MeFOSAA

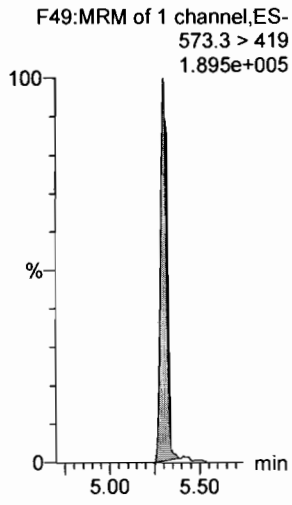

Dataset: Untitled

Last Altered: Thursday, March 01, 2018 12:45:16 Pacific Standard Time
Printed: Thursday, March 01, 2018 12:45:40 Pacific Standard Time

Name: 180228M1_8, Date: 28-Feb-2018, Time: 21:53:43, ID: ST180228M1-7 PFC CS4 18B2318, Description: PFC CS4 18B2318

N-EtFOSAA

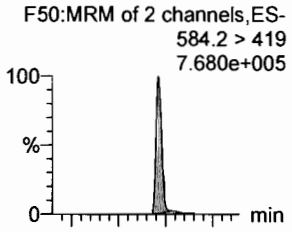

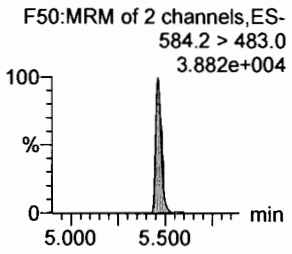

PFDoA

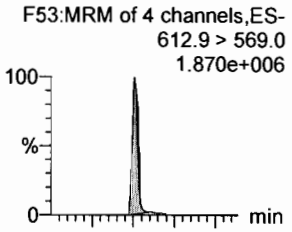

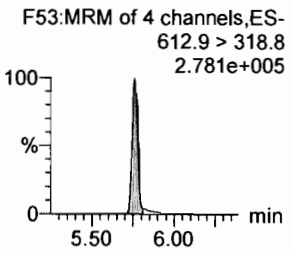

PFDS

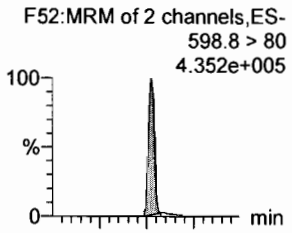

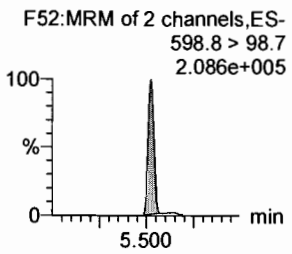

PFUdA

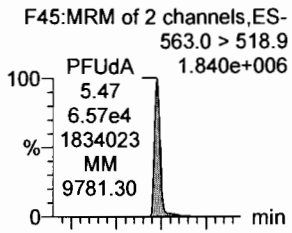

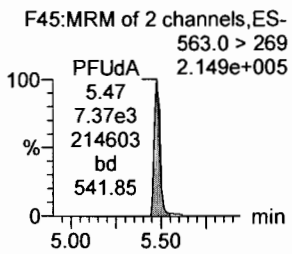

N-MeFOSA

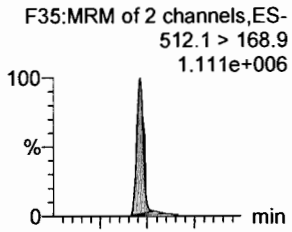

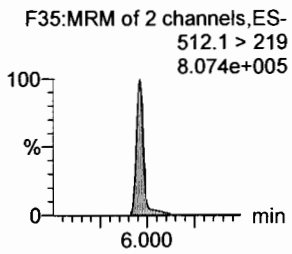

PFTrDA

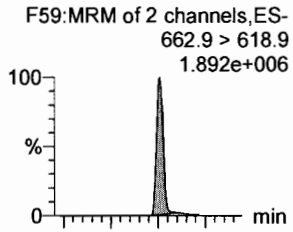

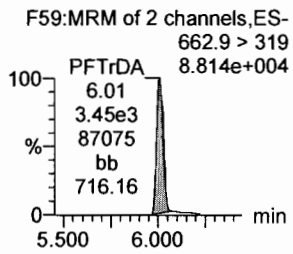

d5-N-EtFOSAA

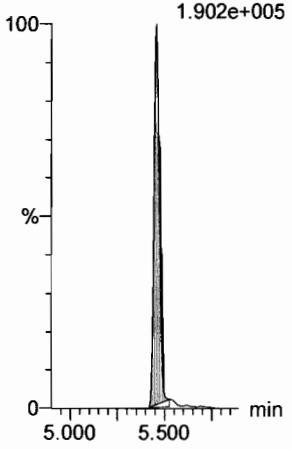

13C2-PFDoA

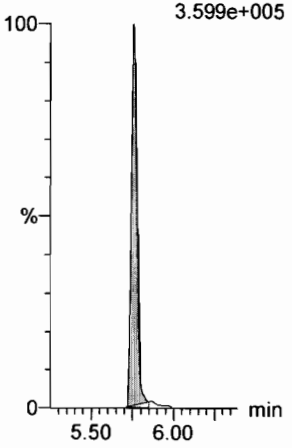

13C2-PFUdA

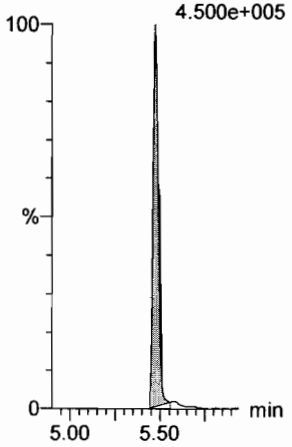

13C2-PFUdA

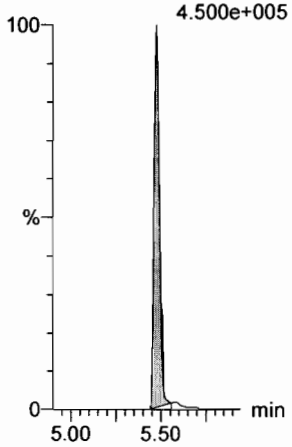

d3-N-MeFOSA

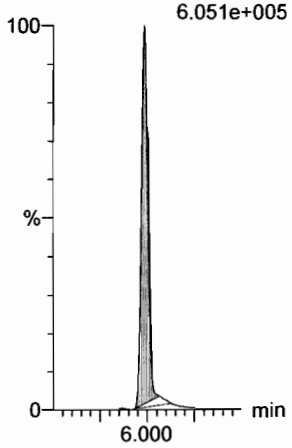

13C2-PFDoA

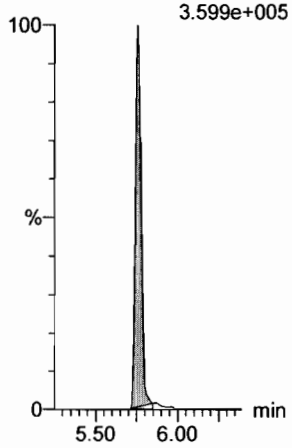

Dataset: Untitled

Last Altered: Thursday, March 01, 2018 12:45:16 Pacific Standard Time
Printed: Thursday, March 01, 2018 12:45:40 Pacific Standard Time

Name: 180228M1_8, Date: 28-Feb-2018, Time: 21:53:43, ID: ST180228M1-7 PFC CS4 18B2318, Description: PFC CS4 18B2318

PFTeDA

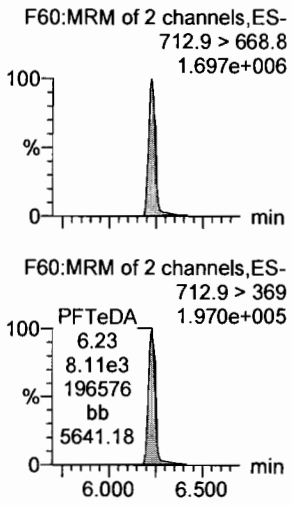

N-EtFOSA

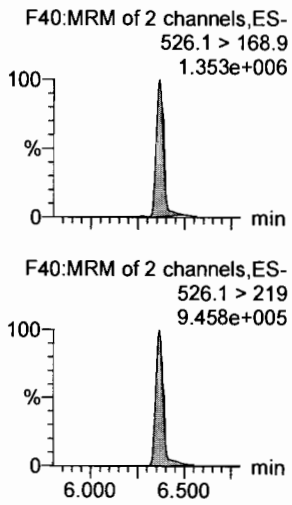

PFHxDA

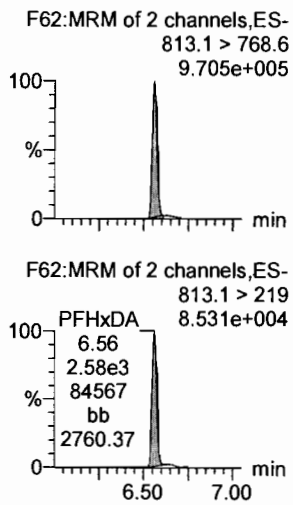

PFODA



N-MeFOSE

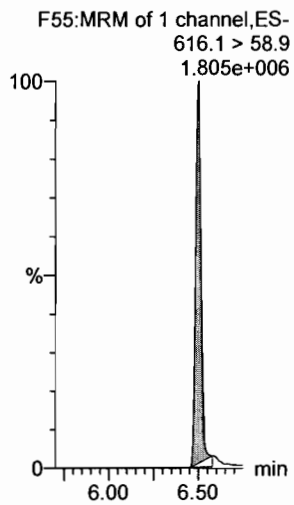

N-EtFOSE

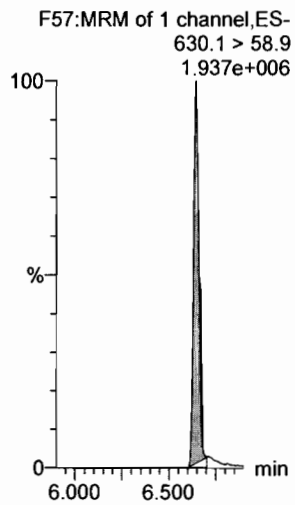

13C2-PFTeDA

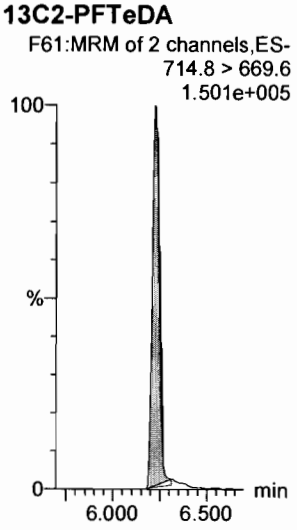

d5-N-ETFOSA

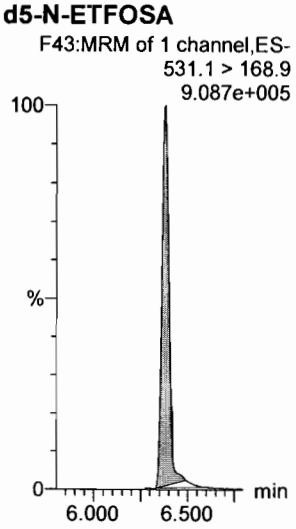

13C2-PFHxDA

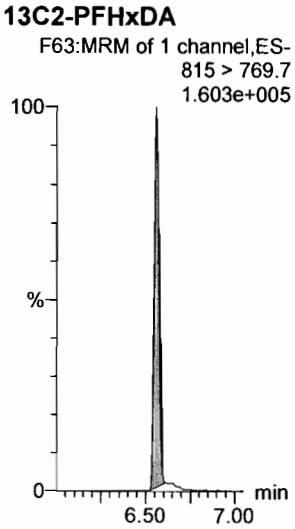

13C2-PFHxDA

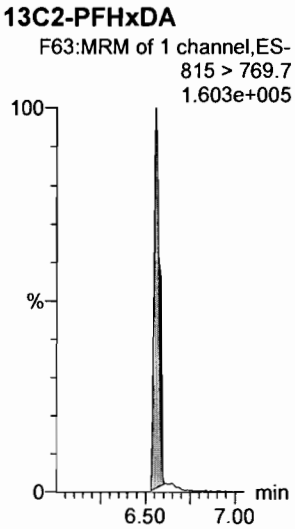

d7-N-MeFOSE

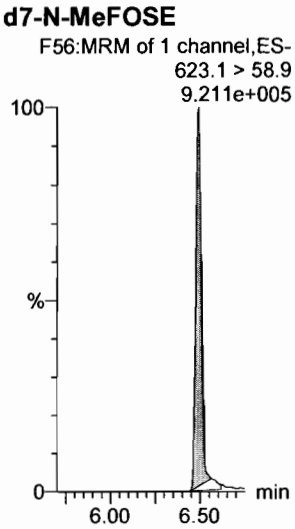

d9-N-EtFOSE

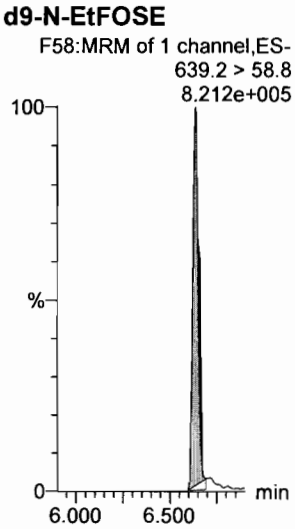

Dataset: Untitled

Last Altered: Thursday, March 01, 2018 12:45:16 Pacific Standard Time
Printed: Thursday, March 01, 2018 12:45:40 Pacific Standard Time

Name: 180228M1_8, Date: 28-Feb-2018, Time: 21:53:43, ID: ST180228M1-7 PFC CS4 18B2318, Description: PFC CS4 18B2318

13C4-PFBA

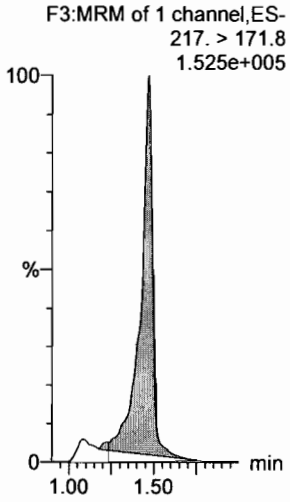

13C5-PFHxA

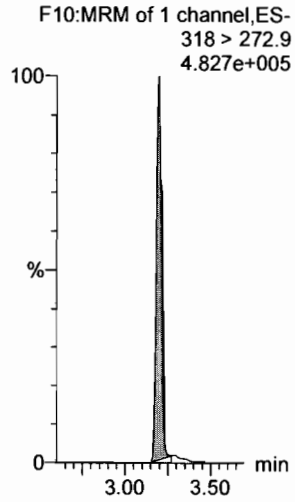

13C3-PFHxS

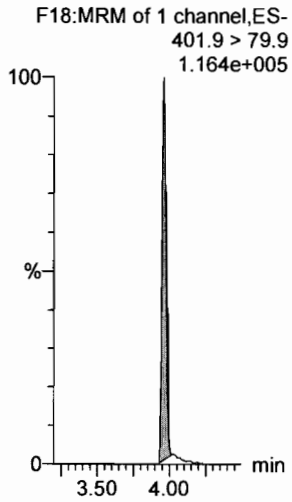

13C8-PFOA

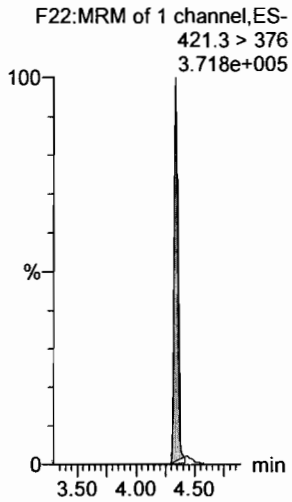

13C9-PFNA

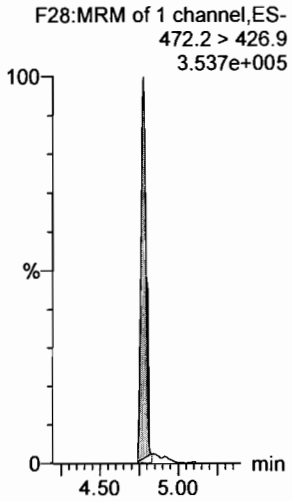

13C4-PFOS

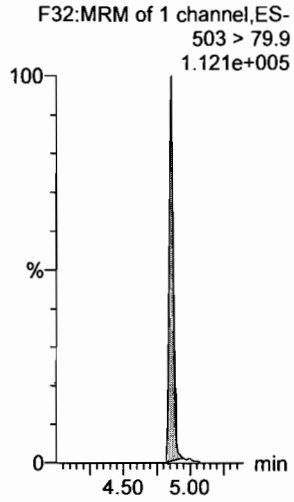

13C6-PFDA

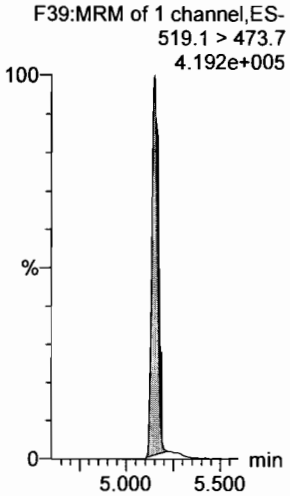

13C7-PFUdA

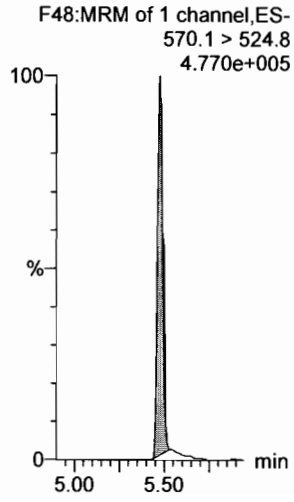

Dataset: Untitled

Last Altered: Thursday, March 01, 2018 12:45:16 Pacific Standard Time
Printed: Thursday, March 01, 2018 12:45:40 Pacific Standard Time

Name: 180228M1_9, Date: 28-Feb-2018, Time: 22:05:09, ID: ST180228M1-8 PFC CS5 18B2319, Description: PFC CS5 18B2319

PFBA

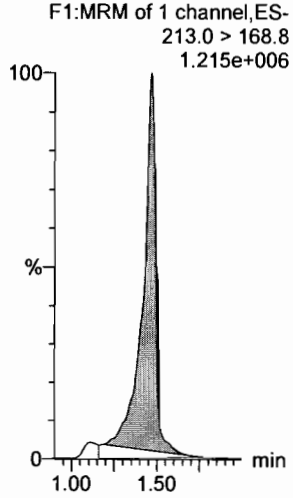

PFPeA

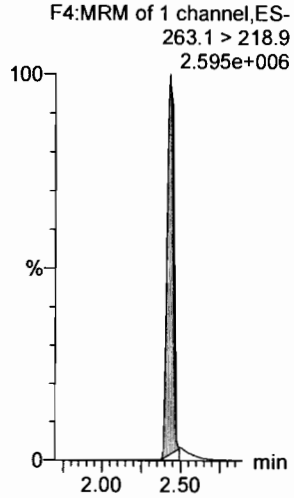

PFBS

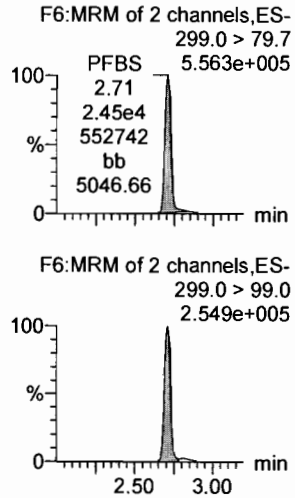

4:2 FTS

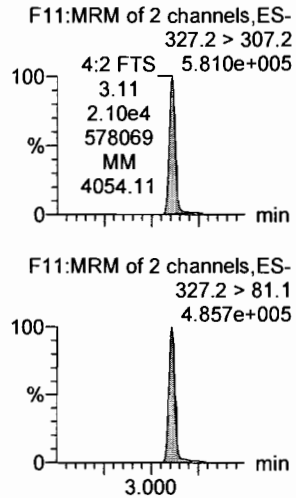

PFHxA

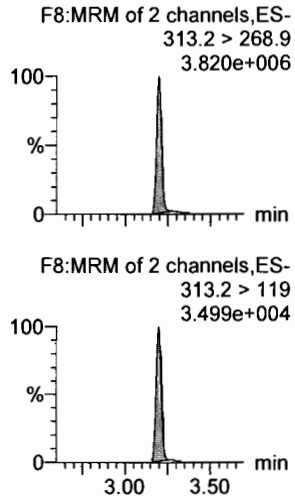

PFPeS

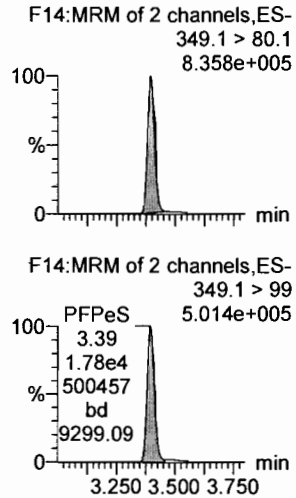

13C3-PFBA

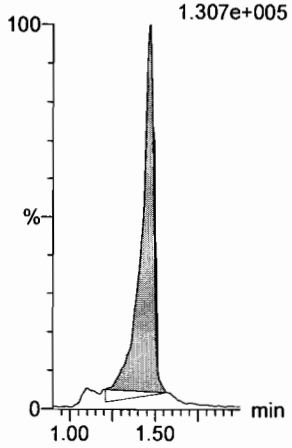

13C3-PFPeA

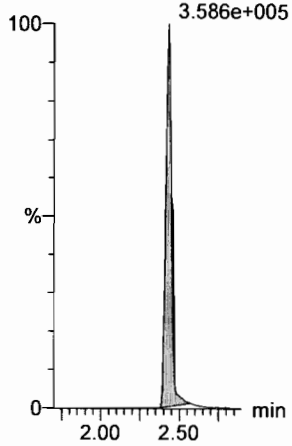

13C3-PFBS

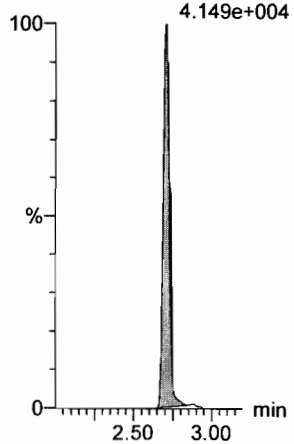

13C3-PFBS

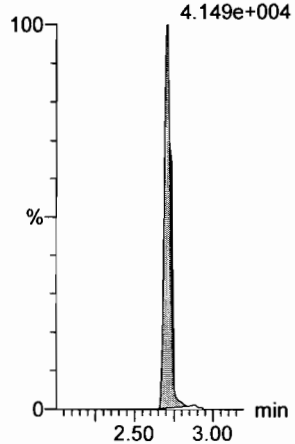

13C2-PFHxA

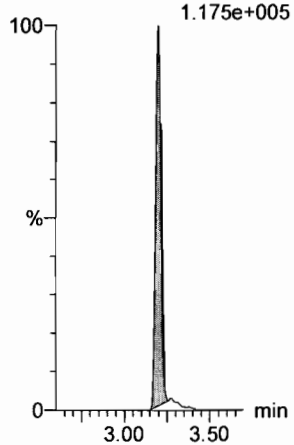

13C3-PFBS



Dataset: Untitled

Last Altered: Thursday, March 01, 2018 12:45:16 Pacific Standard Time
Printed: Thursday, March 01, 2018 12:45:40 Pacific Standard Time

Name: 180228M1_9, Date: 28-Feb-2018, Time: 22:05:09, ID: ST180228M1-8 PFC CS5 18B2319, Description: PFC CS5 18B2319

6:2 FTS

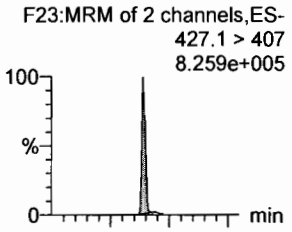

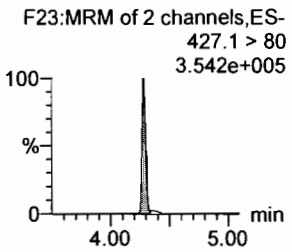

PFHpA

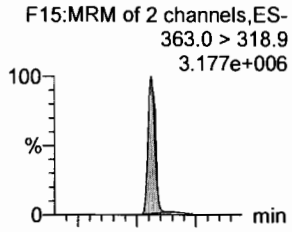

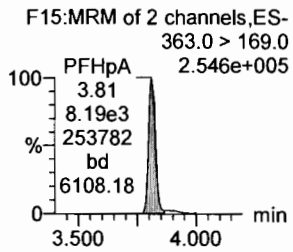

L-PFHxS

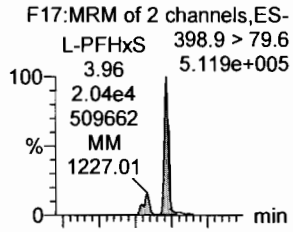

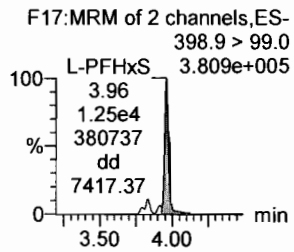

L-PFOA

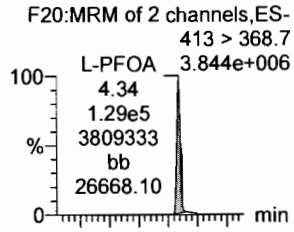

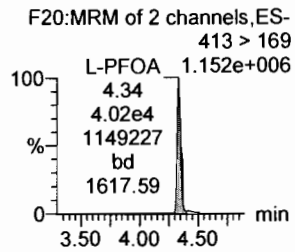

PFHpS

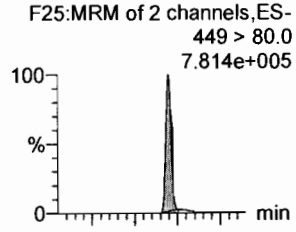

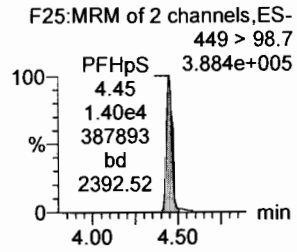

PFNA

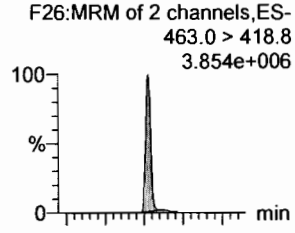

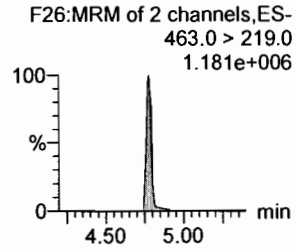

18O2-PFHxS

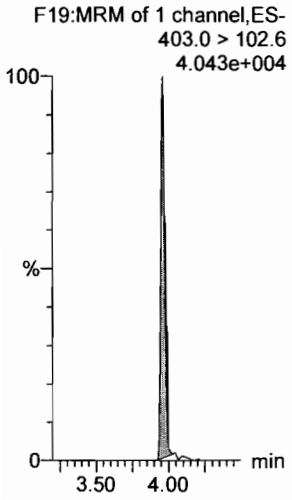

13C4-PFHpA

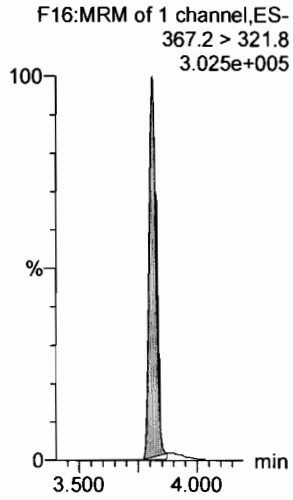

13C2-PFOA

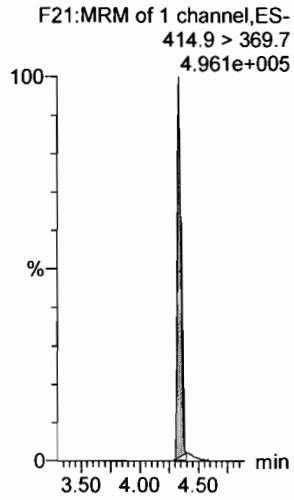

13C2-PFOA

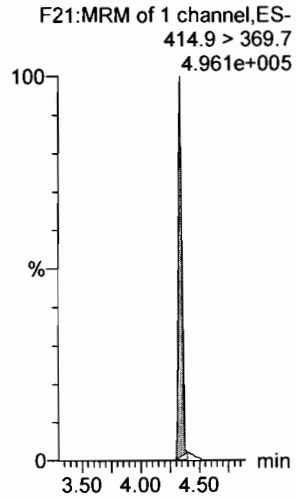

13C2-PFOA

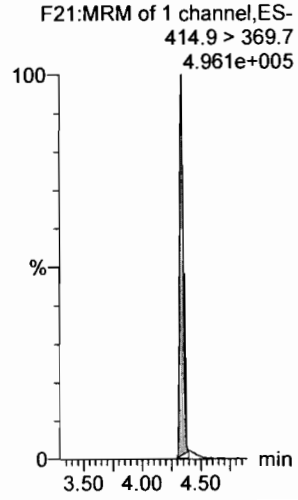

13C5-PFNA

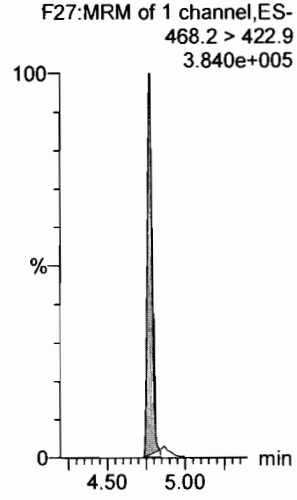

Dataset: Untitled

Last Altered: Thursday, March 01, 2018 12:45:16 Pacific Standard Time
Printed: Thursday, March 01, 2018 12:45:40 Pacific Standard Time

Name: 180228M1_9, Date: 28-Feb-2018, Time: 22:05:09, ID: ST180228M1-8 PFC CS5 18B2319, Description: PFC CS5 18B2319

PFOSA

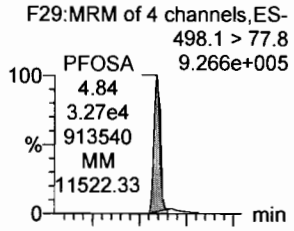

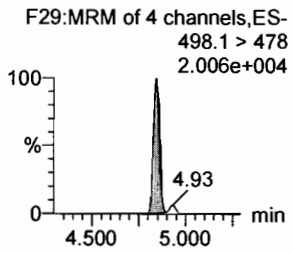

L-PFOS

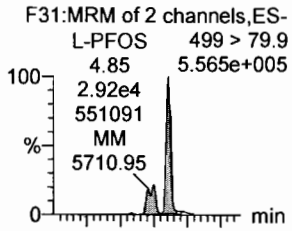

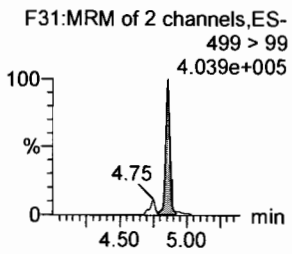

PFDA

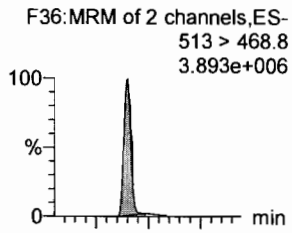

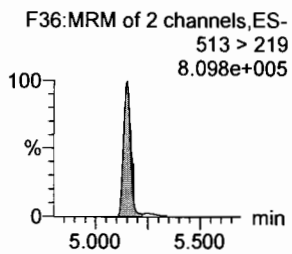

8:2 FTS

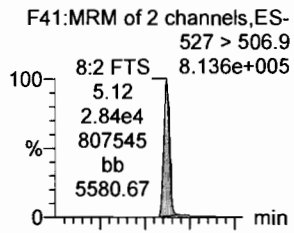

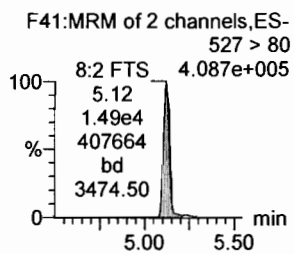

PFNS

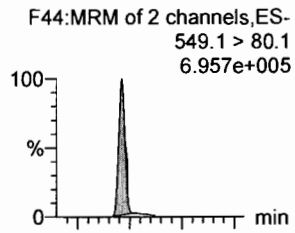

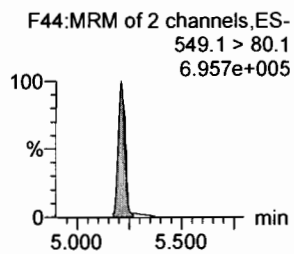

N-MeFOSAA

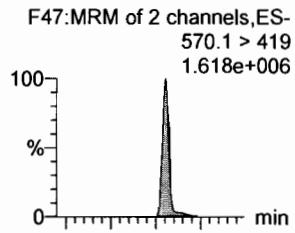

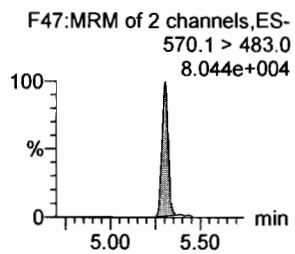

13C8-PFOSA

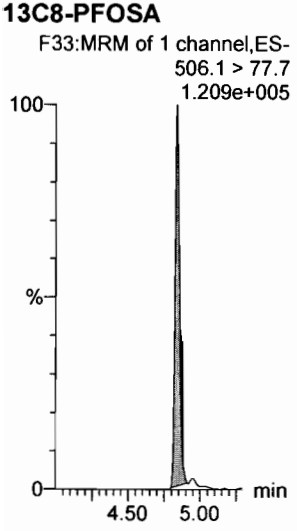

13C8-PFOS

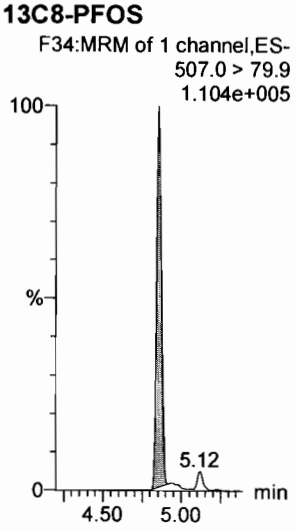

13C2-PFDA

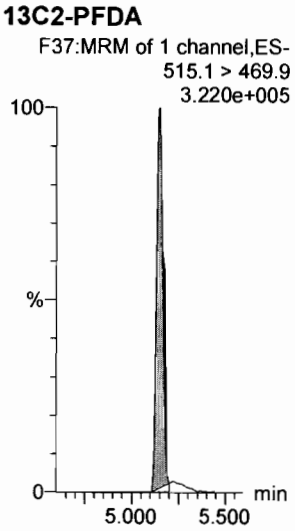

13C2-PFOA

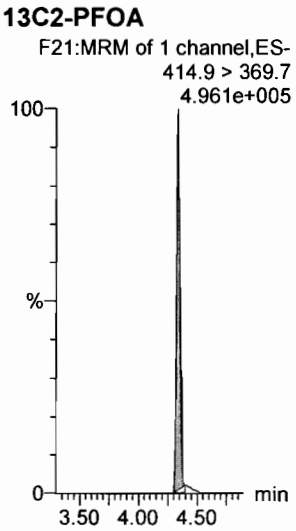

13C2-PFOA

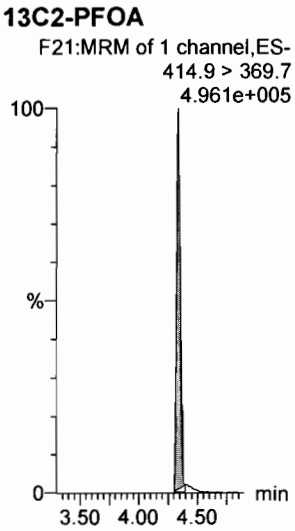

d3-N-MeFOSAA



Dataset: Untitled

Last Altered: Thursday, March 01, 2018 12:45:16 Pacific Standard Time
Printed: Thursday, March 01, 2018 12:45:40 Pacific Standard Time

Name: 180228M1_9, Date: 28-Feb-2018, Time: 22:05:09, ID: ST180228M1-8 PFC CS5 18B2319, Description: PFC CS5 18B2319

N-EtFOSAA

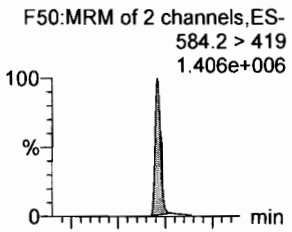

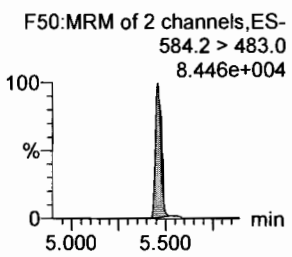

PFDoA

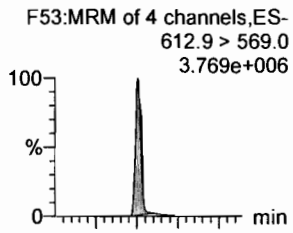

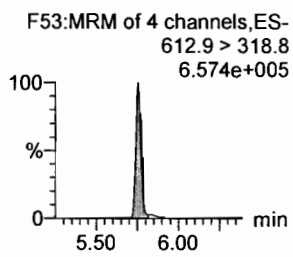

PFDS

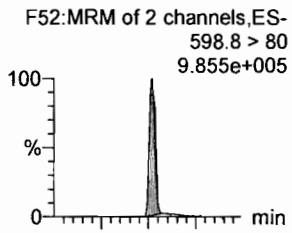

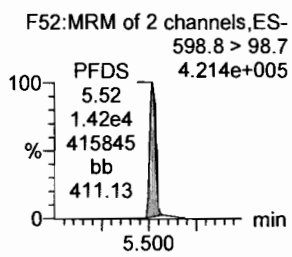

PFUdA

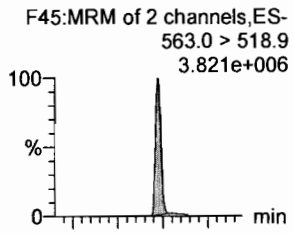

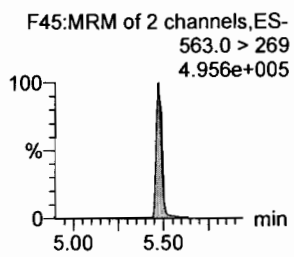

N-MeFOSA

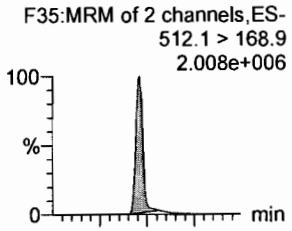

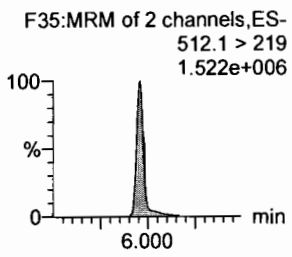

PFTrDA

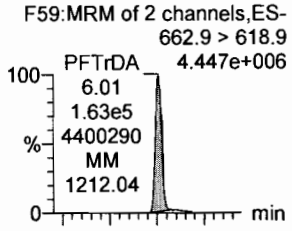

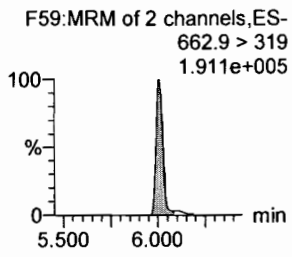

d5-N-EtFOSAA

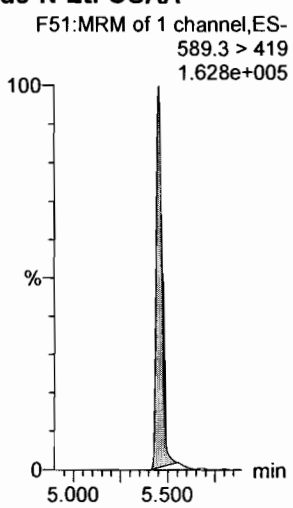

13C2-PFDoA

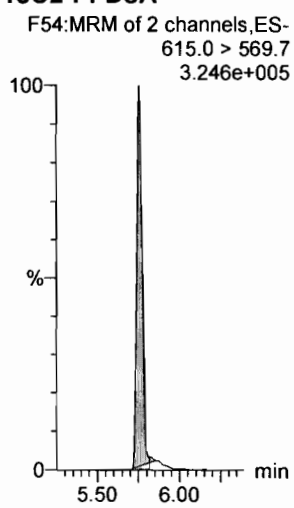

13C2-PFUdA

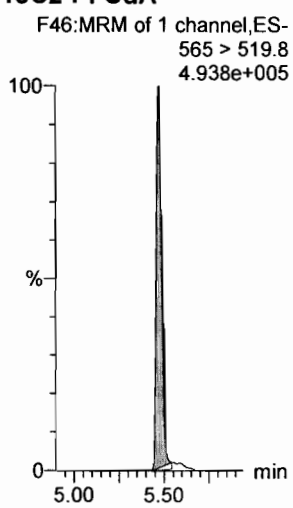

13C2-PFUdA

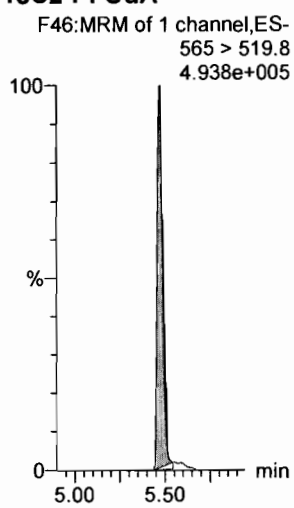

d3-N-MeFOSA

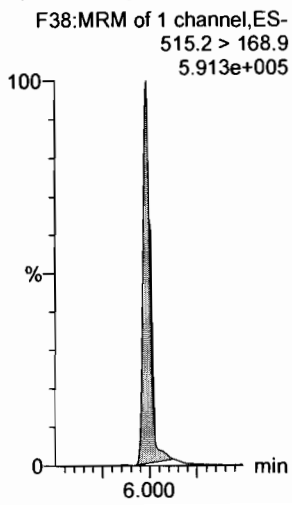

13C2-PFDoA

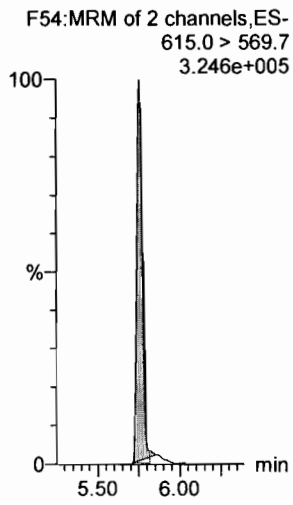

Dataset: Untitled

Last Altered: Thursday, March 01, 2018 12:45:16 Pacific Standard Time
Printed: Thursday, March 01, 2018 12:45:40 Pacific Standard Time

Name: 180228M1_9, Date: 28-Feb-2018, Time: 22:05:09, ID: ST180228M1-8 PFC CS5 18B2319, Description: PFC CS5 18B2319

PFTeDA

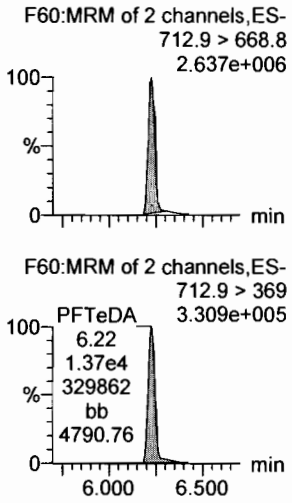

N-EtFOSA

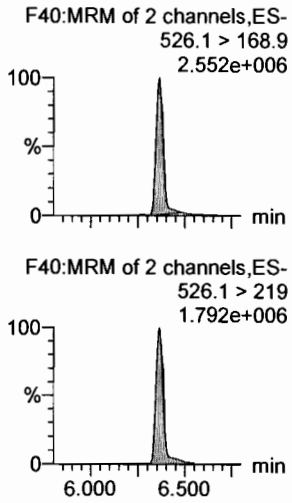

PFHxDA

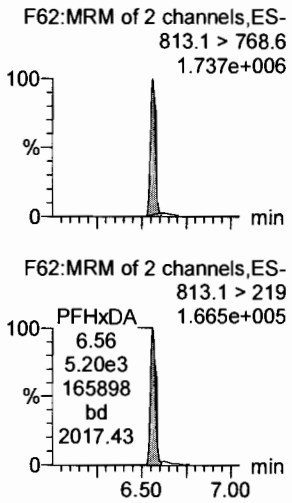

PFODA



N-MeFOSE

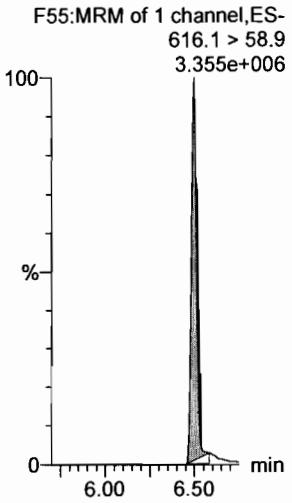

N-EtFOSE

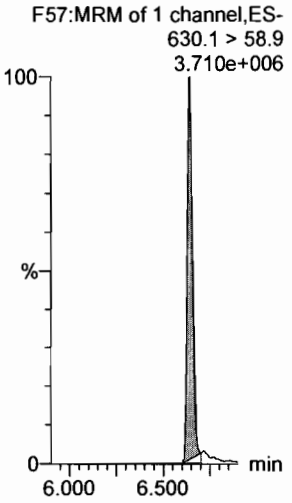

13C2-PFTeDA

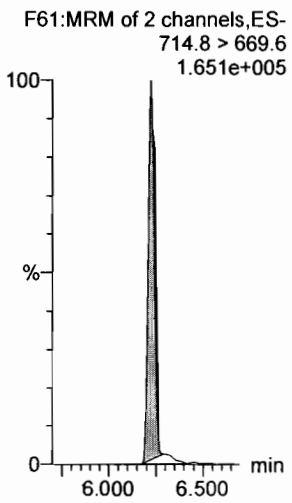

d5-N-ETFOSA

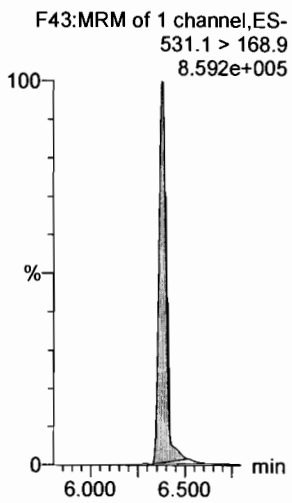

13C2-PFHxDA

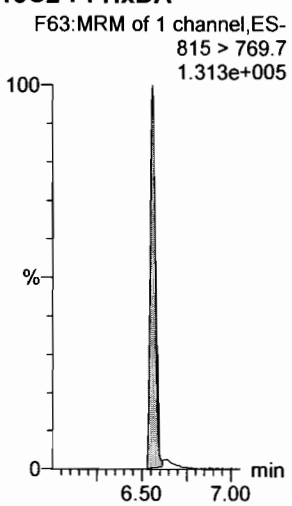

13C2-PFHxDA

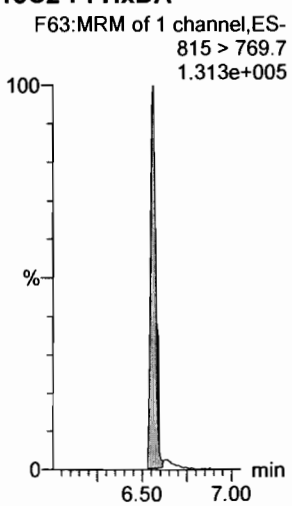

d7-N-MeFOSE

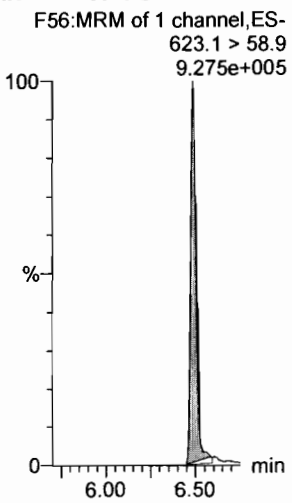

d9-N-EtFOSE

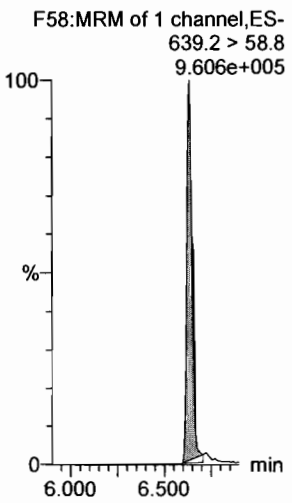

Dataset: Untitled

Last Altered: Thursday, March 01, 2018 12:45:16 Pacific Standard Time
Printed: Thursday, March 01, 2018 12:45:40 Pacific Standard Time

Name: 180228M1_9, Date: 28-Feb-2018, Time: 22:05:09, ID: ST180228M1-8 PFC CS5 18B2319, Description: PFC CS5 18B2319

13C4-PFBA

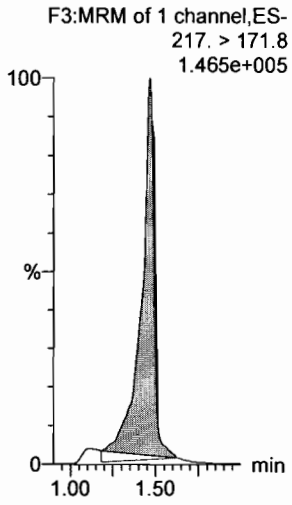

13C5-PFHxA

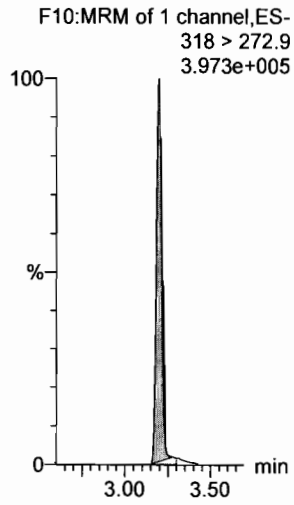

13C3-PFHxS

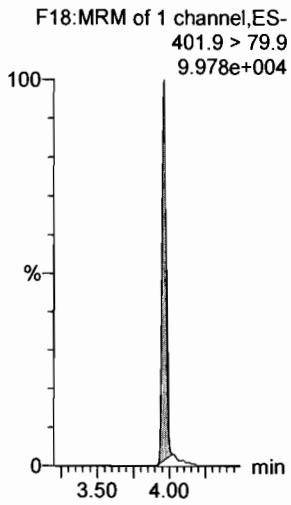

13C8-PFOA

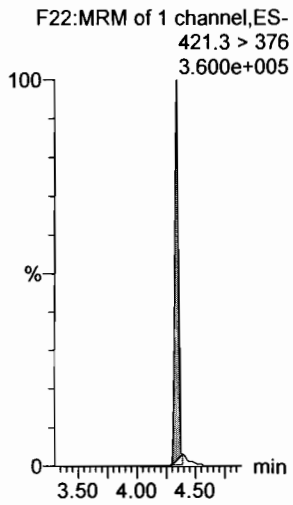

13C9-PFNA

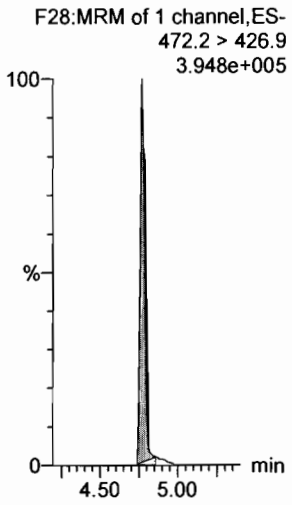

13C4-PFOS

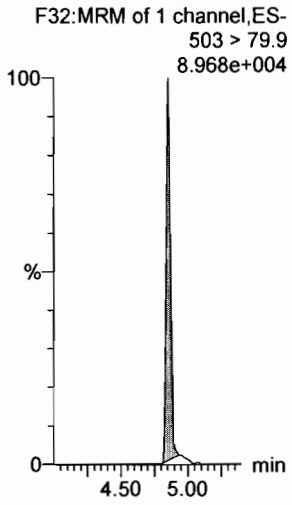

13C6-PFDA

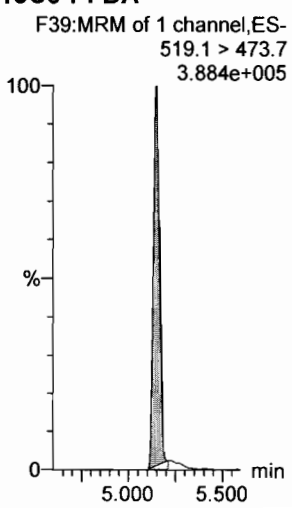

13C7-PFUdA

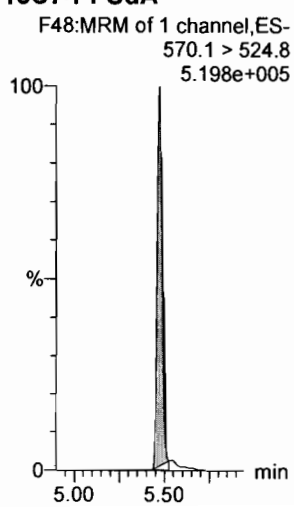

Dataset: Untitled

Last Altered: Thursday, March 01, 2018 12:45:16 Pacific Standard Time
Printed: Thursday, March 01, 2018 12:45:40 Pacific Standard Time

Name: 180228M1_10, Date: 28-Feb-2018, Time: 22:16:39, ID: ST180228M1-9 PFC CS6 18B2320, Description: PFC CS6 18B2320

PFBA

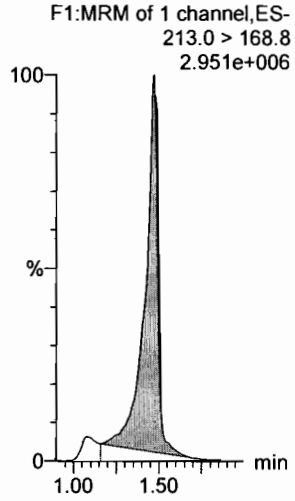

PFPeA

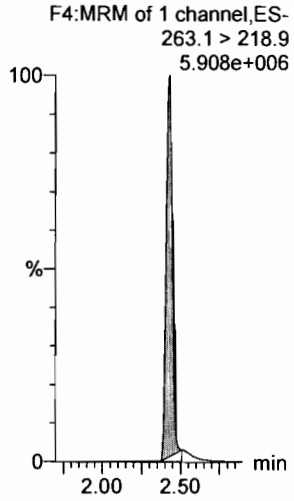

PFBS

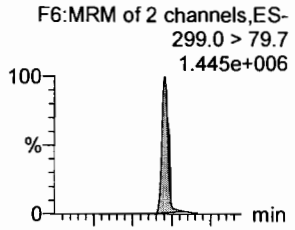

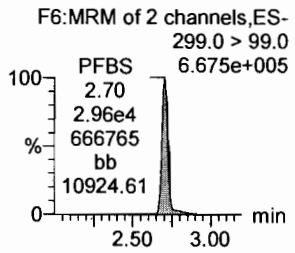

4:2 FTS

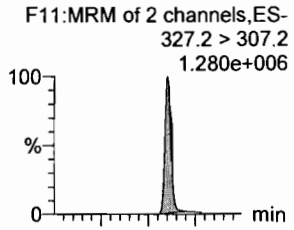

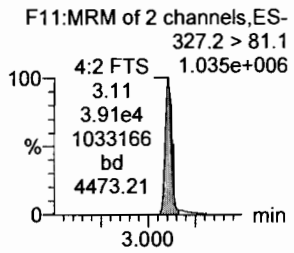

PFHxA

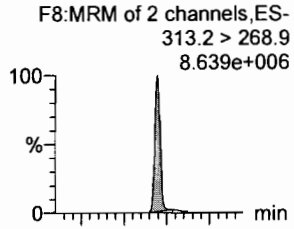

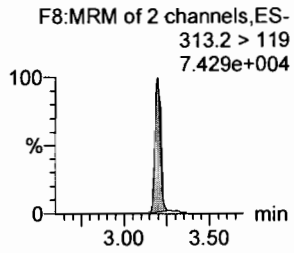

PFPeS

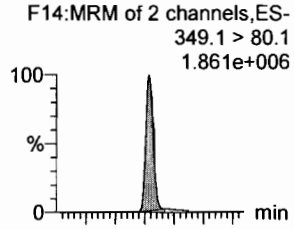

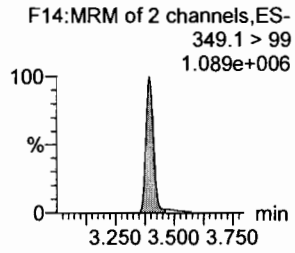

13C3-PFBA

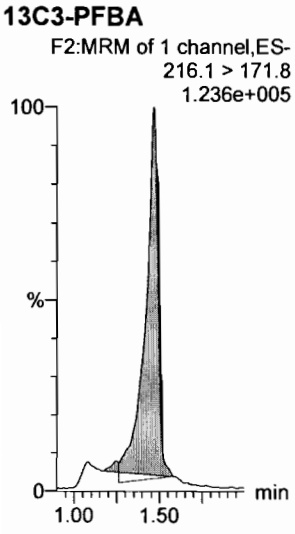

13C3-PFPeA

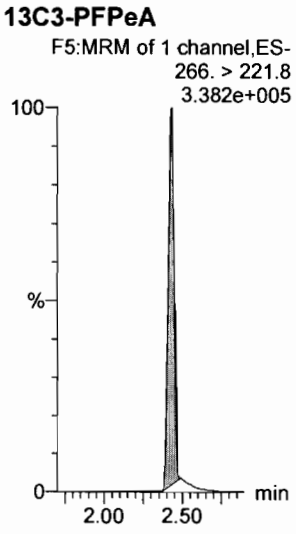

13C3-PFBS



13C3-PFBS

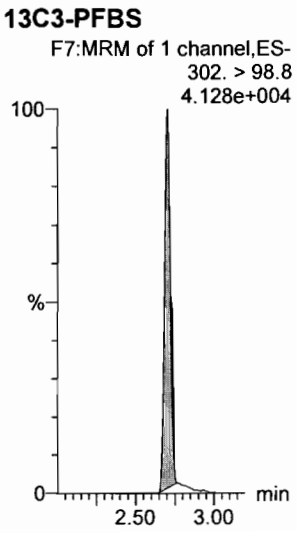

13C2-PFHxA

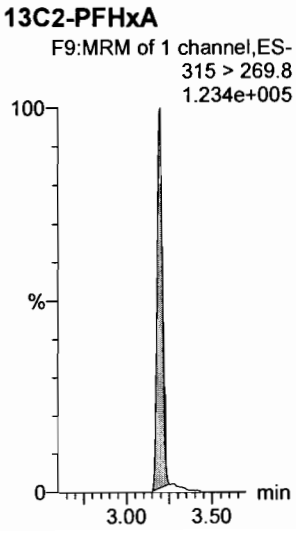

13C3-PFBS

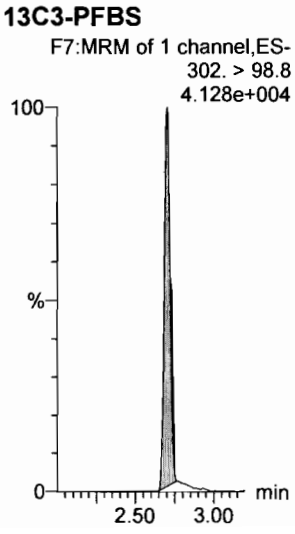

Dataset: Untitled

Last Altered: Thursday, March 01, 2018 12:45:16 Pacific Standard Time
Printed: Thursday, March 01, 2018 12:45:40 Pacific Standard Time

Name: 180228M1_10, Date: 28-Feb-2018, Time: 22:16:39, ID: ST180228M1-9 PFC CS6 18B2320, Description: PFC CS6 18B2320

6:2 FTS

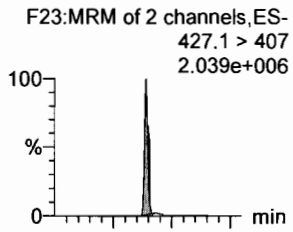

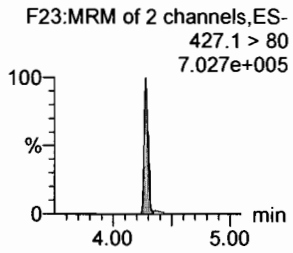

PFHpA

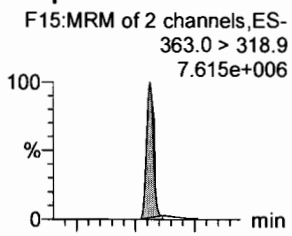

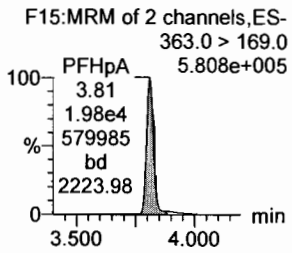

L-PFHxS

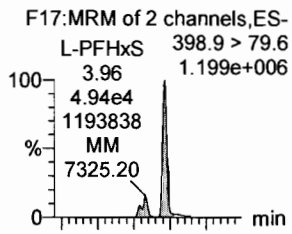

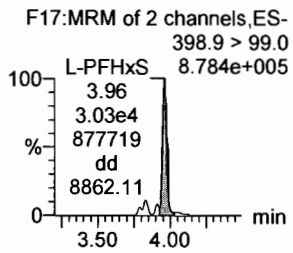

L-PFOA

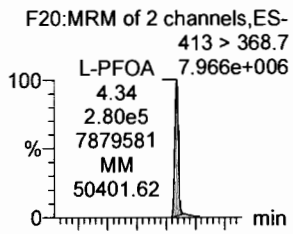

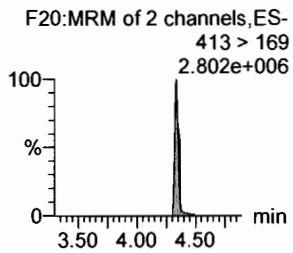

PFHpS

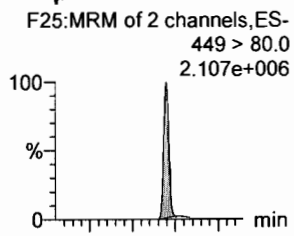

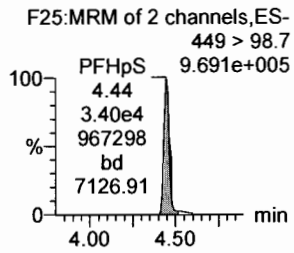

PFNA

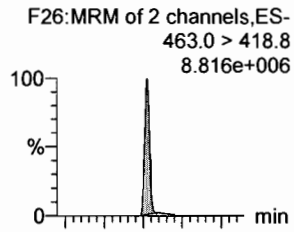

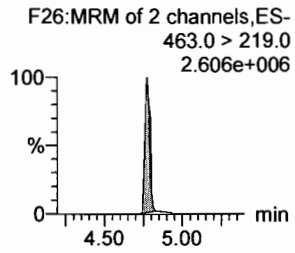

18O2-PFHxS

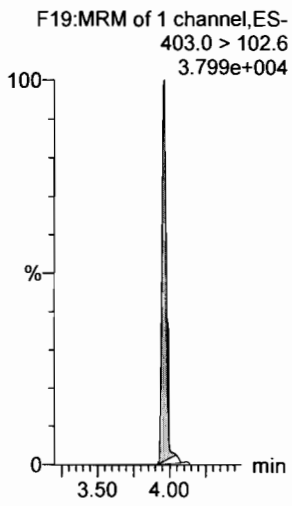

13C4-PFHpA

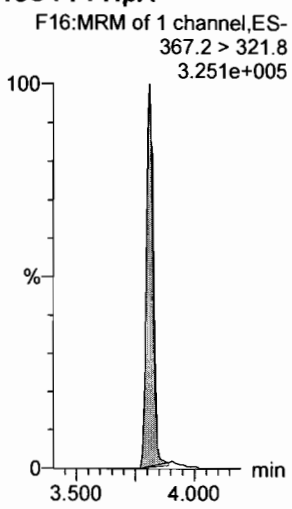

13C2-PFOA

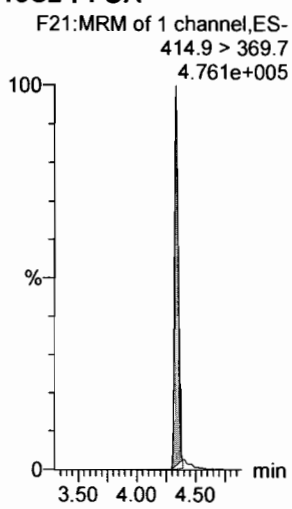

13C2-PFOA

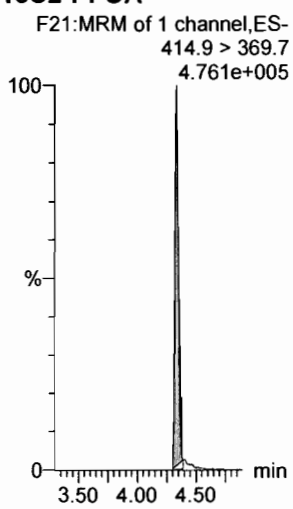

13C2-PFOA

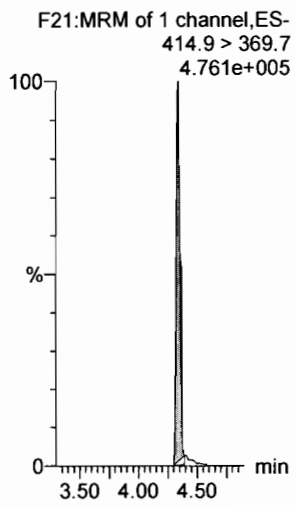

13C5-PFNA

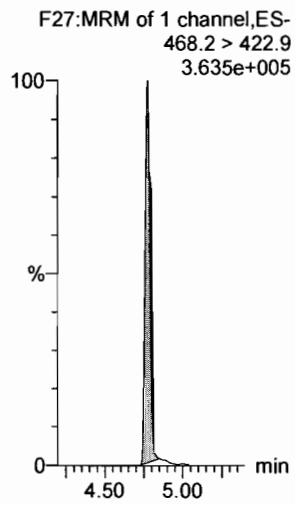

Dataset: Untitled

Last Altered: Thursday, March 01, 2018 12:45:16 Pacific Standard Time
Printed: Thursday, March 01, 2018 12:45:40 Pacific Standard Time

Name: 180228M1_10, Date: 28-Feb-2018, Time: 22:16:39, ID: ST180228M1-9 PFC CS6 18B2320, Description: PFC CS6 18B2320

PFOSA

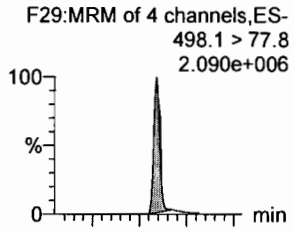

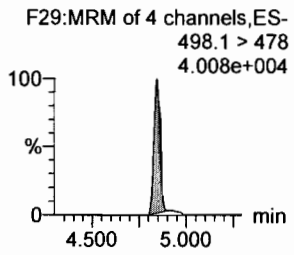

L-PFOS

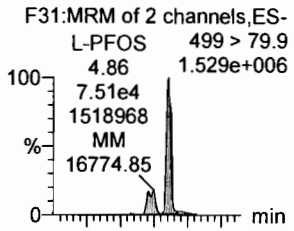

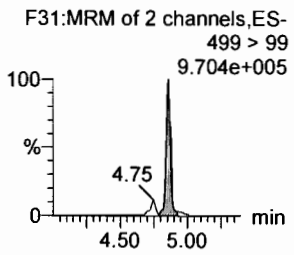

PFDA

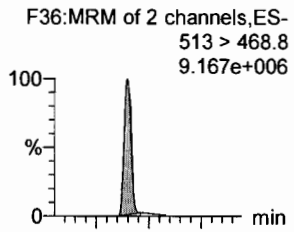

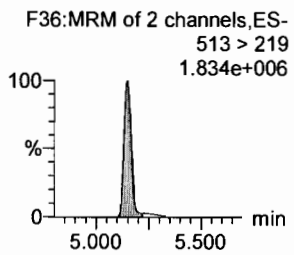

8:2 FTS

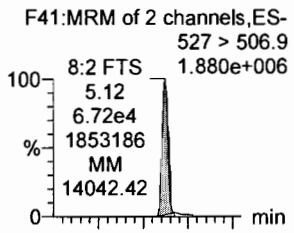

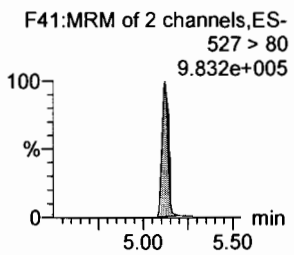

PFNS

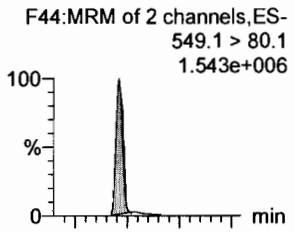

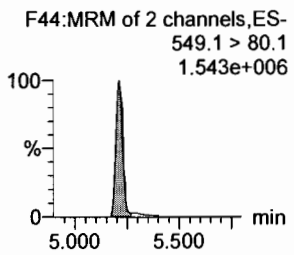

N-MeFOSAA

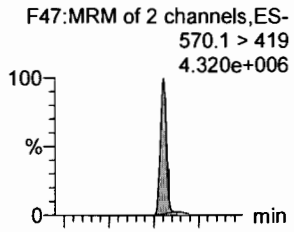

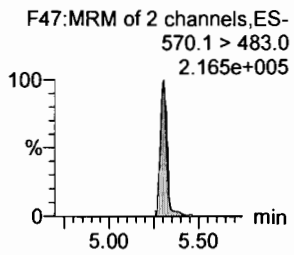

13C8-PFOSA

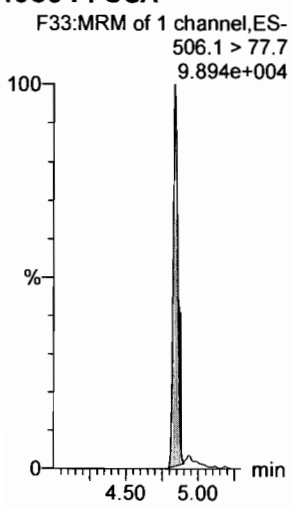

13C8-PFOS

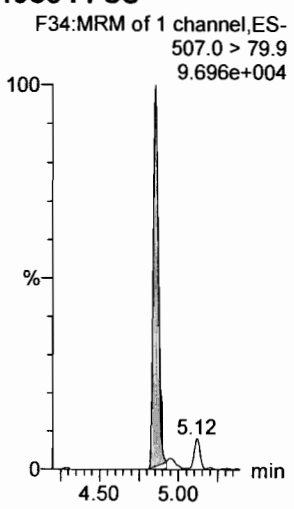

13C2-PFDA

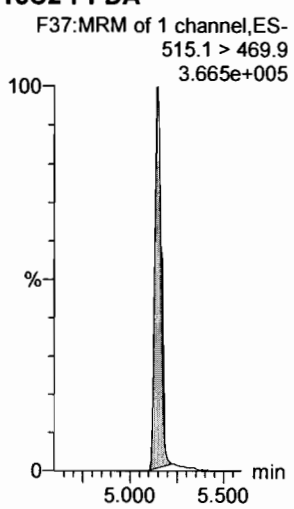

13C2-PFOA

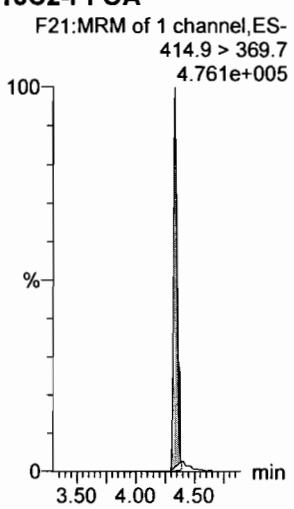

13C2-PFOA

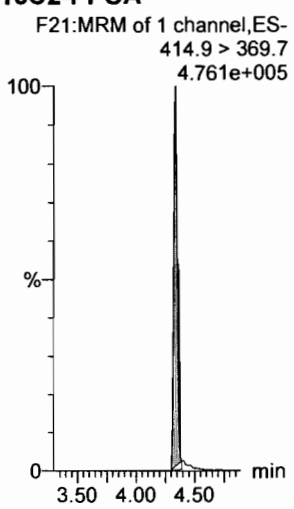

d3-N-MeFOSAA

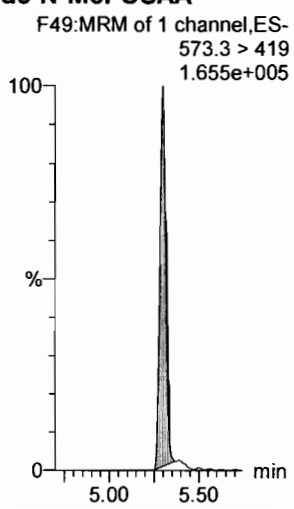

Dataset: Untitled

Last Altered: Thursday, March 01, 2018 12:45:16 Pacific Standard Time
Printed: Thursday, March 01, 2018 12:45:40 Pacific Standard Time

Name: 180228M1_10, Date: 28-Feb-2018, Time: 22:16:39, ID: ST180228M1-9 PFC CS6 18B2320, Description: PFC CS6 18B2320

N-EtFOSAA

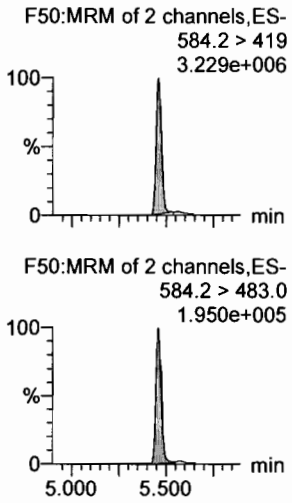

PFDoA

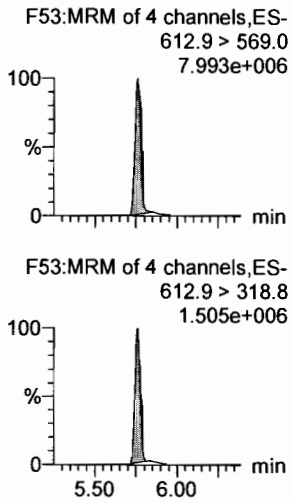

PFDS

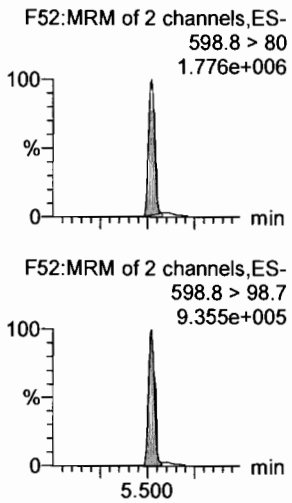

PFUdA

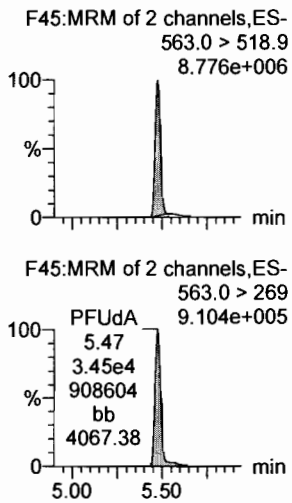

N-MeFOSA

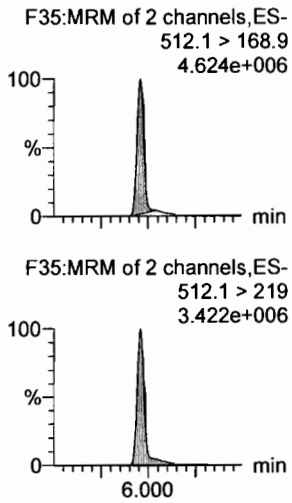

PFTrDA

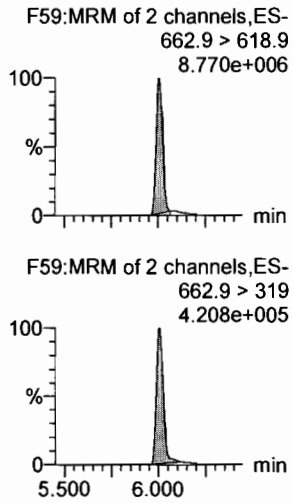

d5-N-EtFOSAA

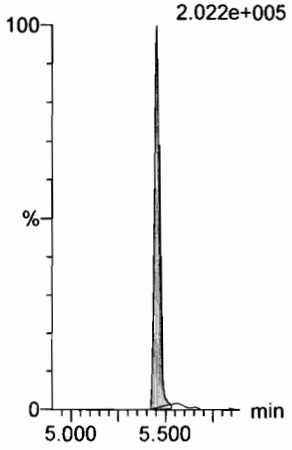

13C2-PFDoA

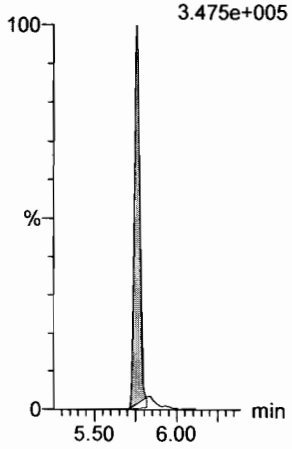

13C2-PFUdA

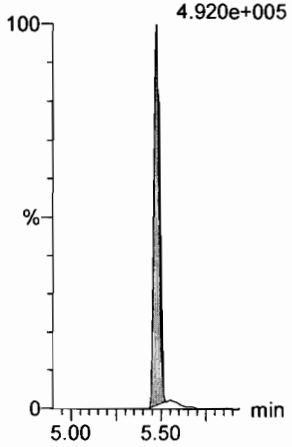

13C2-PFUdA

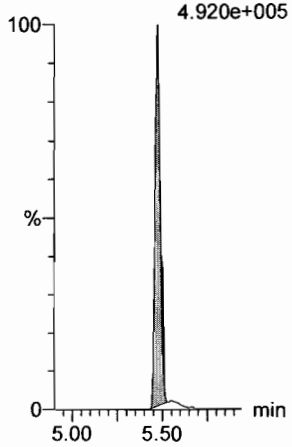

d3-N-MeFOSA

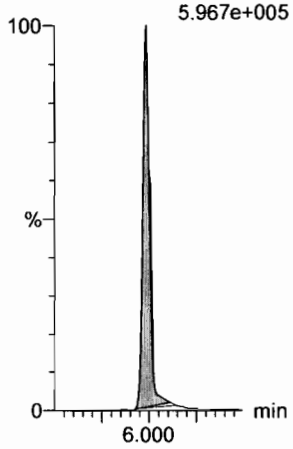

13C2-PFDoA

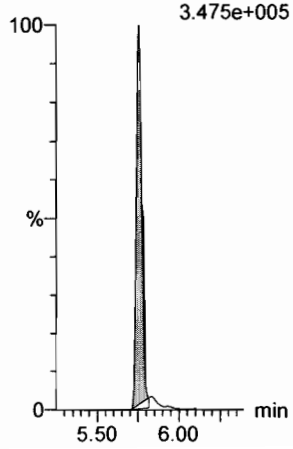

Dataset: Untitled

Last Altered: Thursday, March 01, 2018 12:45:16 Pacific Standard Time
Printed: Thursday, March 01, 2018 12:45:40 Pacific Standard Time

Name: 180228M1_10, Date: 28-Feb-2018, Time: 22:16:39, ID: ST180228M1-9 PFC CS6 18B2320, Description: PFC CS6 18B2320

PFTeDA

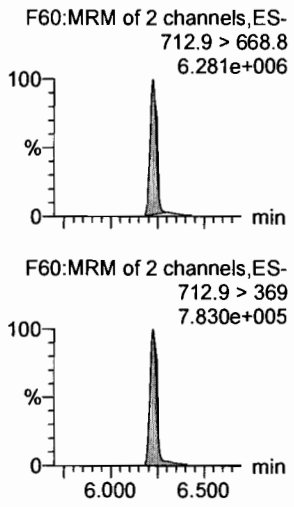

N-EtFOSA

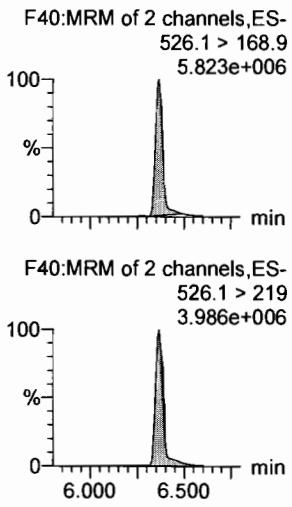

PFHxDA

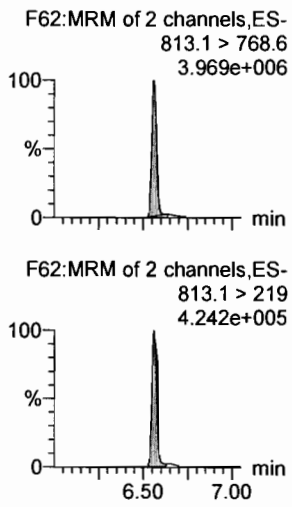

PFODA



N-MeFOSE

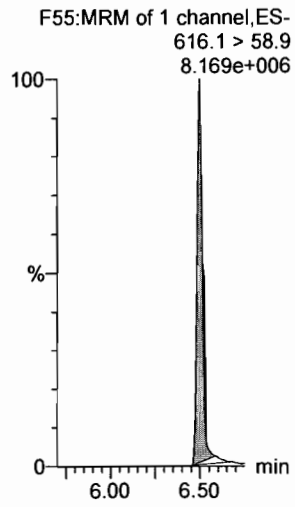

N-EtFOSE

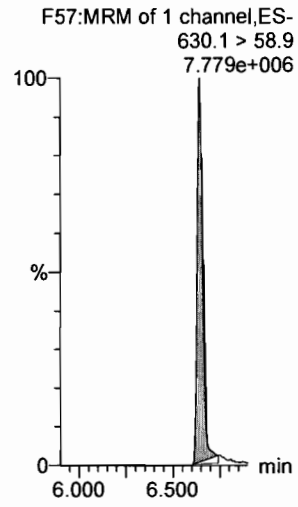

13C2-PFTeDA

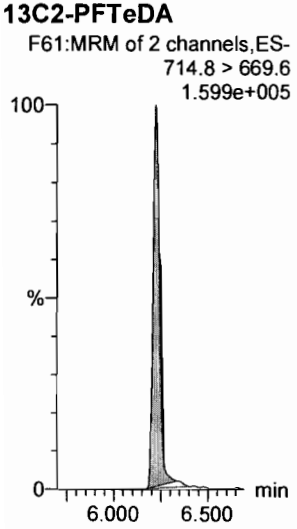

d5-N-ETFOSA

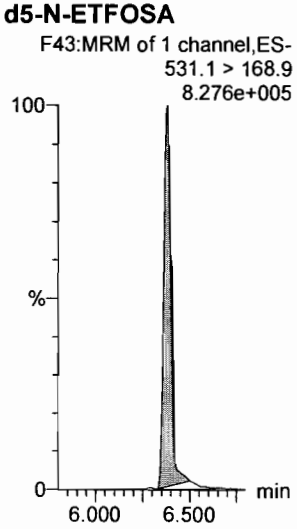

13C2-PFHxDA



13C2-PFHxDA

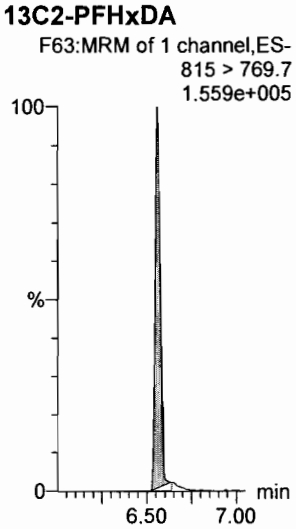

d7-N-MeFOSE

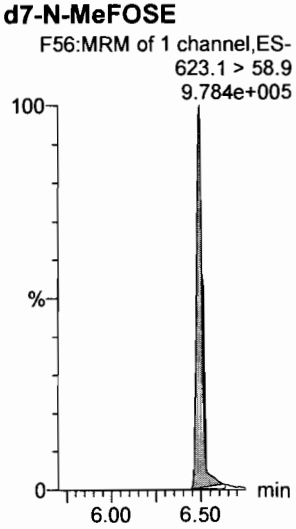

d9-N-EtFOSE

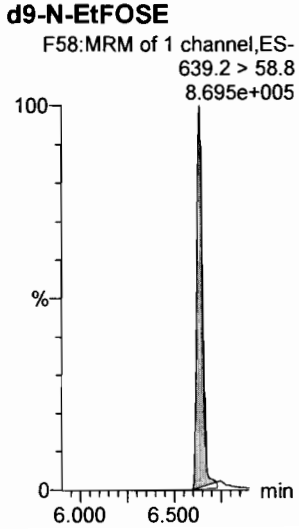

Dataset: Untitled

Last Altered: Thursday, March 01, 2018 12:45:16 Pacific Standard Time
Printed: Thursday, March 01, 2018 12:45:40 Pacific Standard Time

Name: 180228M1_10, Date: 28-Feb-2018, Time: 22:16:39, ID: ST180228M1-9 PFC CS6 18B2320, Description: PFC CS6 18B2320

13C4-PFBA

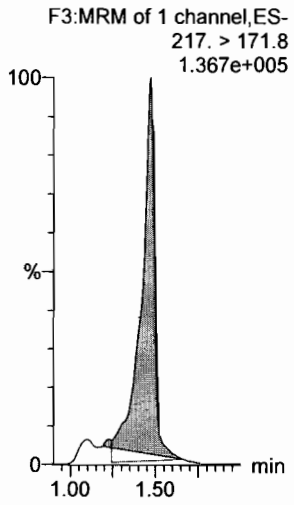

13C5-PFHxA

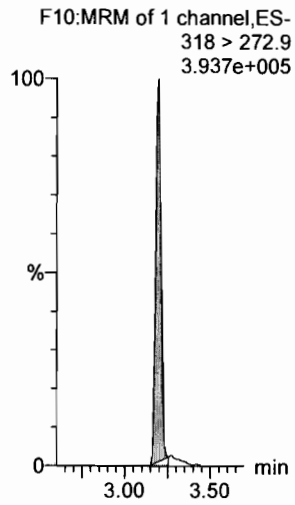

13C3-PFHxS

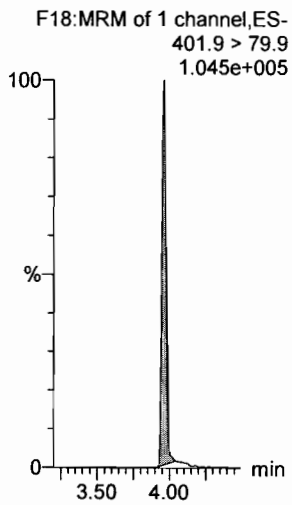

13C8-PFOA

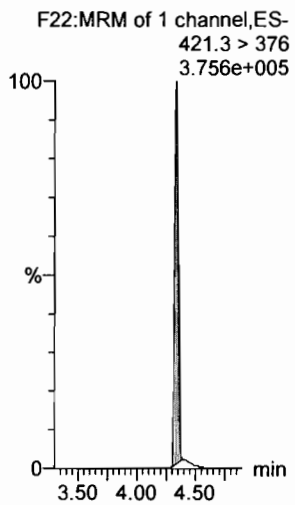

13C9-PFNA

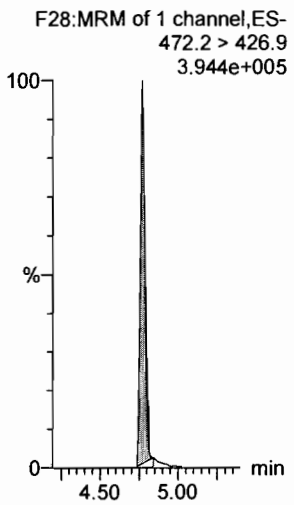

13C4-PFOS

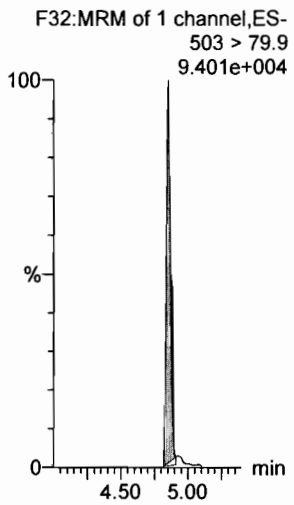

13C6-PFDA

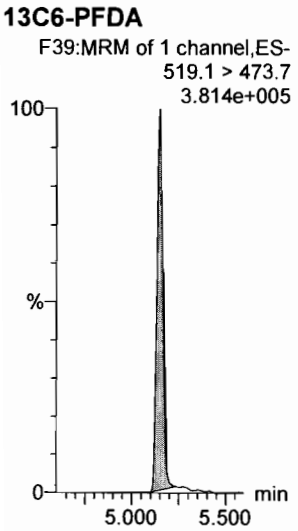

13C7-PFUdA

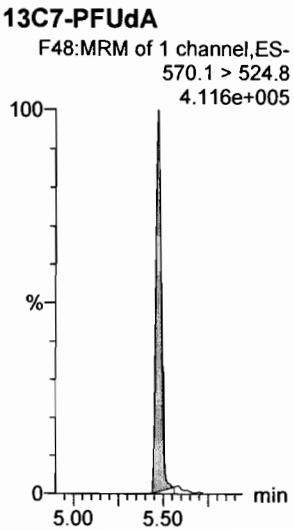

Dataset: Untitled

Last Altered: Thursday, March 01, 2018 12:45:16 Pacific Standard Time
Printed: Thursday, March 01, 2018 12:45:40 Pacific Standard Time

Name: 180228M1_11, Date: 28-Feb-2018, Time: 22:28:09, ID: ST180228M1-10 PFC CS7 18B2321, Description: PFC CS7 18B2321

PFBA

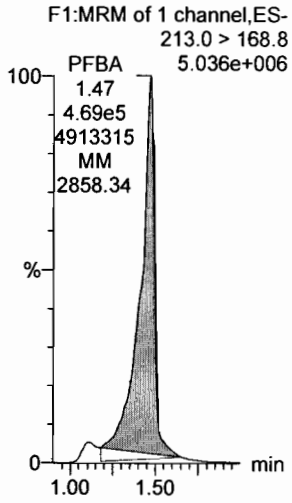

PFPeA

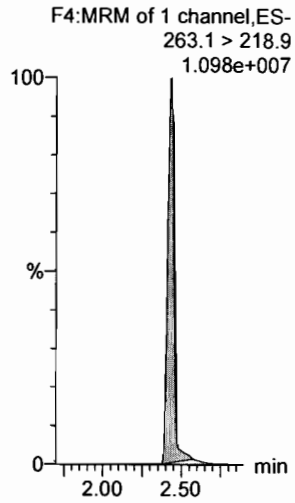

PFBS

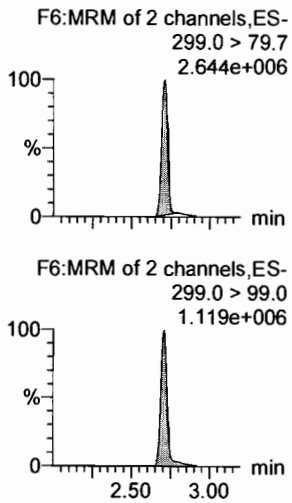

4:2 FTS

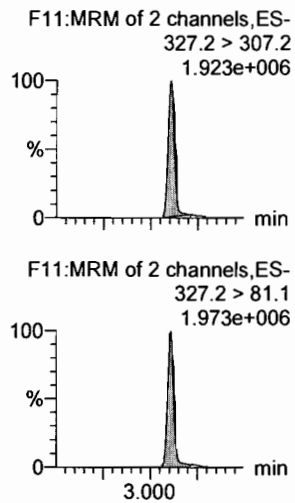

PFHxA

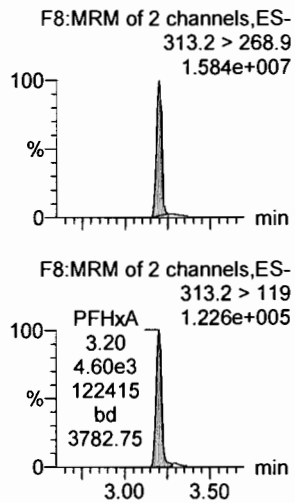

PFPeS

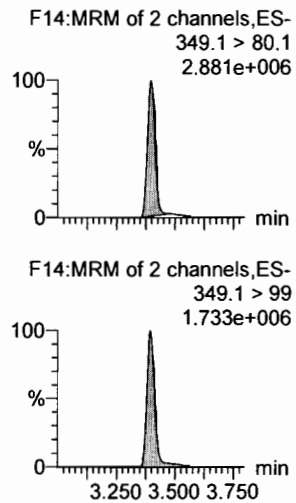

13C3-PFBA

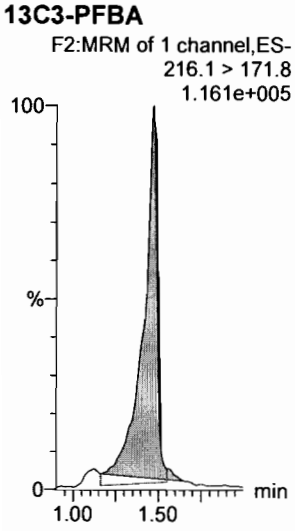

13C3-PFPeA

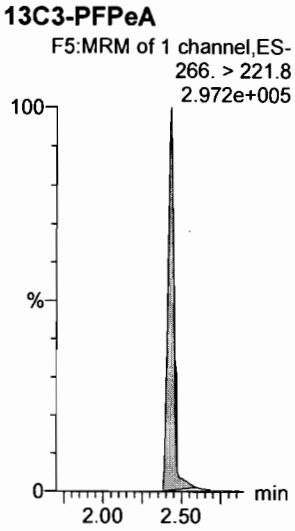

13C3-PFBS

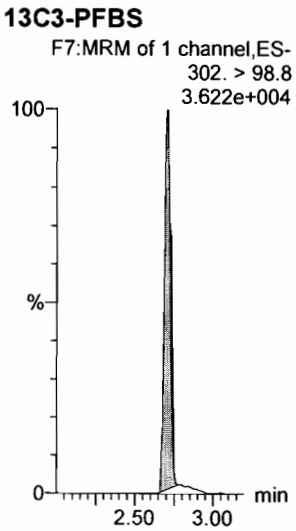

13C3-PFBS

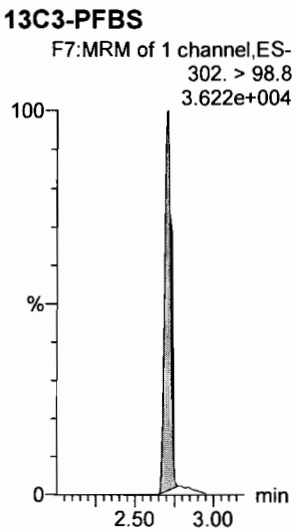

13C2-PFHxA



13C3-PFBS

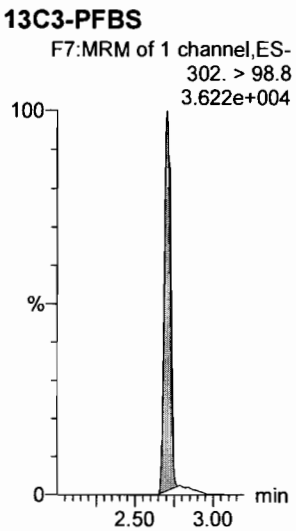

Dataset: Untitled

Last Altered: Thursday, March 01, 2018 12:45:16 Pacific Standard Time
Printed: Thursday, March 01, 2018 12:45:40 Pacific Standard Time

Name: 180228M1_11, Date: 28-Feb-2018, Time: 22:28:09, ID: ST180228M1-10 PFC CS7 18B2321, Description: PFC CS7 18B2321

6:2 FTS

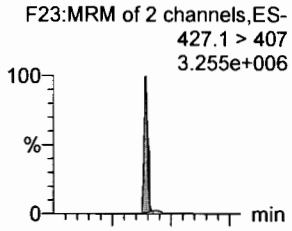

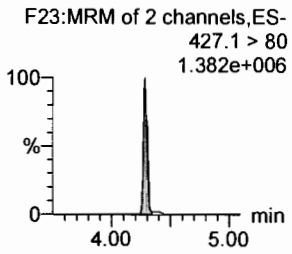

PFHpA

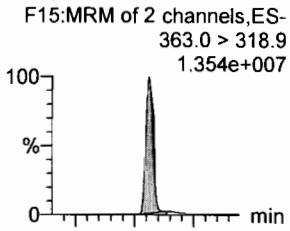

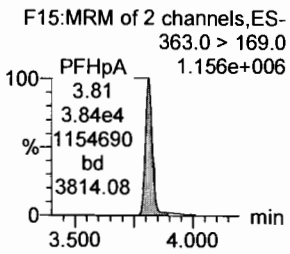

L-PFHxS

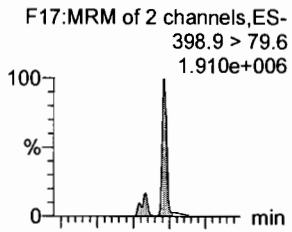

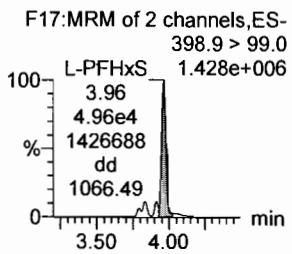

L-PFOA

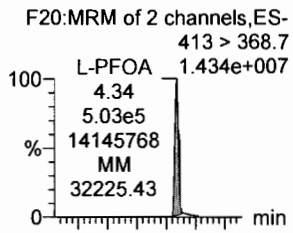

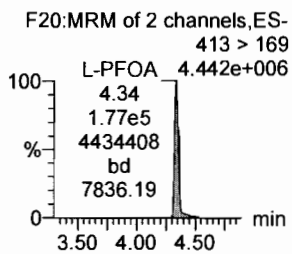

PFHpS

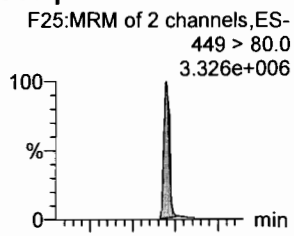

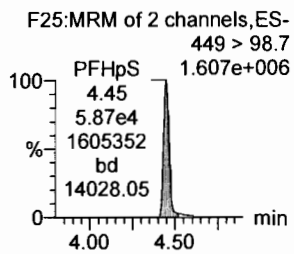

PFNA

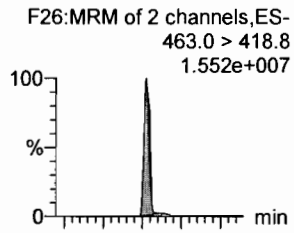

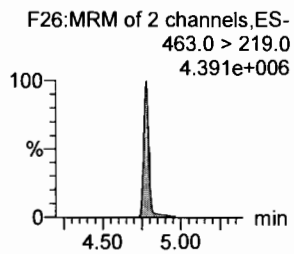

18O2-PFHxS

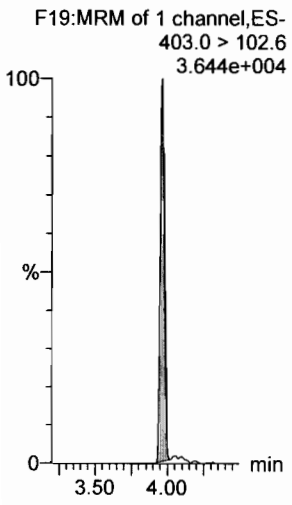

13C4-PFHpA

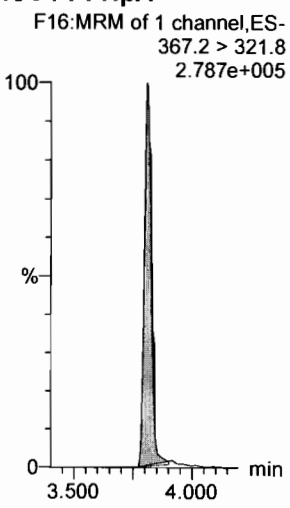

13C2-PFOA

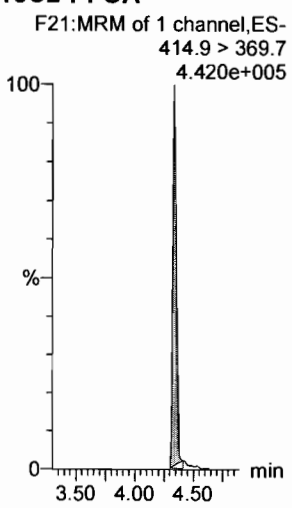

13C2-PFOA

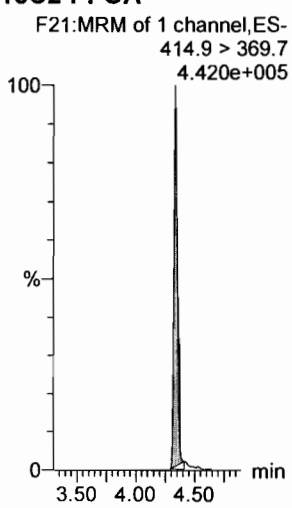

13C2-PFOA

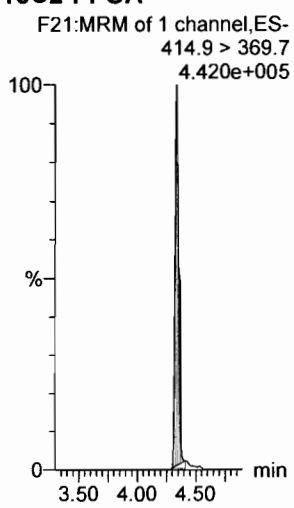

13C5-PFNA

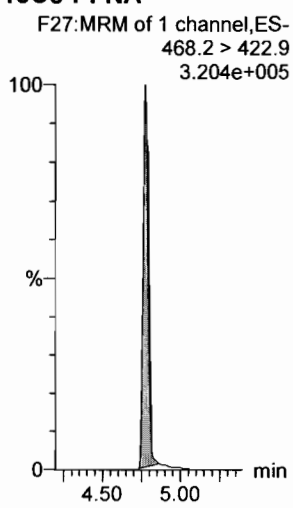

Dataset: Untitled

Last Altered: Thursday, March 01, 2018 12:45:16 Pacific Standard Time
Printed: Thursday, March 01, 2018 12:45:40 Pacific Standard Time

Name: 180228M1_11, Date: 28-Feb-2018, Time: 22:28:09, ID: ST180228M1-10 PFC CS7 18B2321, Description: PFC CS7 18B2321

PFOSA

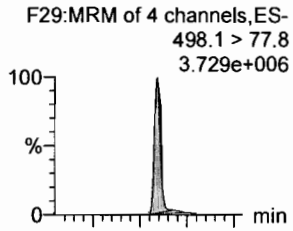

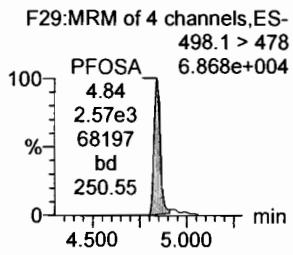

L-PFOS

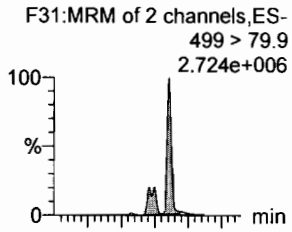

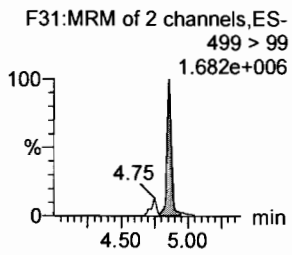

PFDA

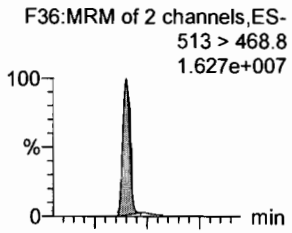

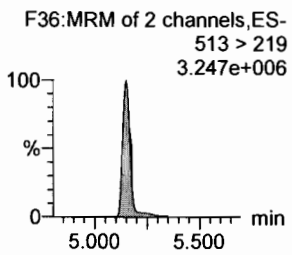

8:2 FTS

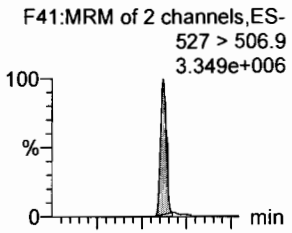

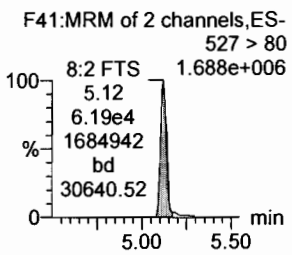

PFNS

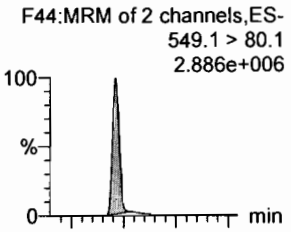

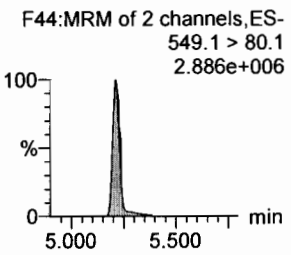

N-MeFOSAA

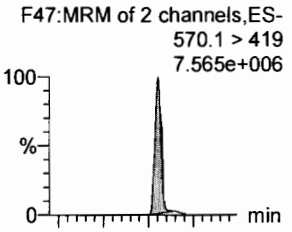

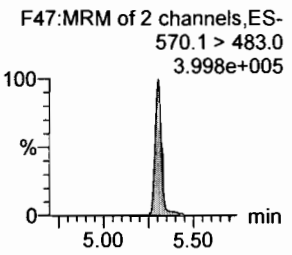

13C8-PFOSA

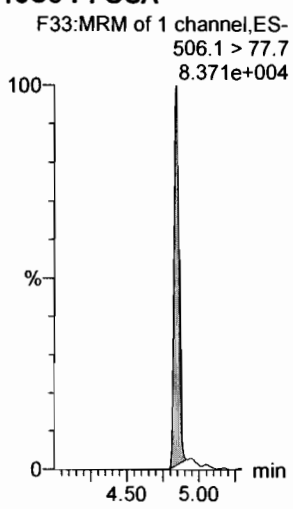

13C8-PFOS

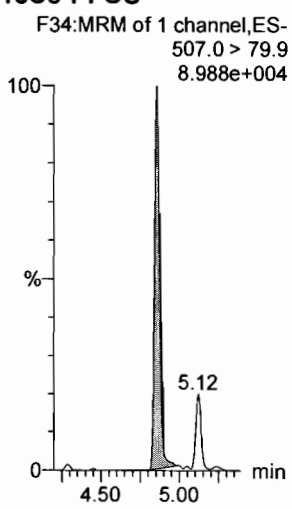

13C2-PFDA

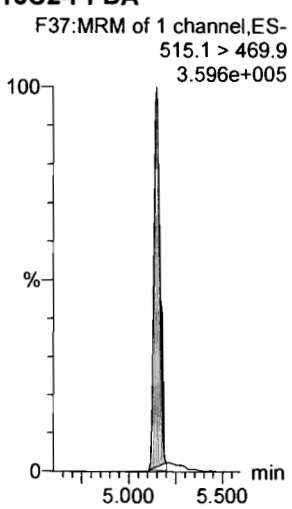

13C2-PFOA

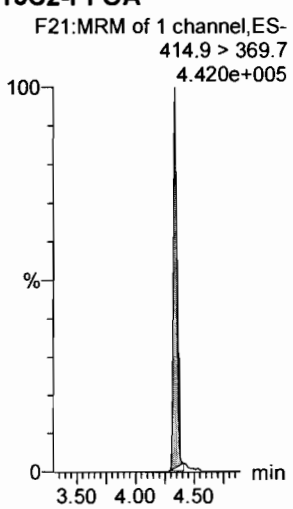

13C2-PFOA

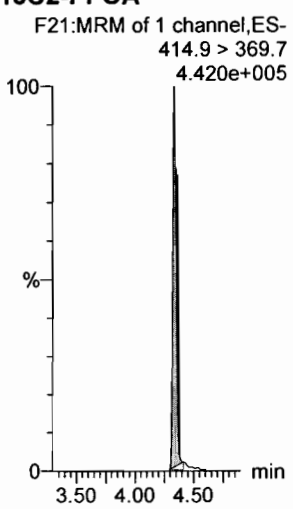

d3-N-MeFOSAA

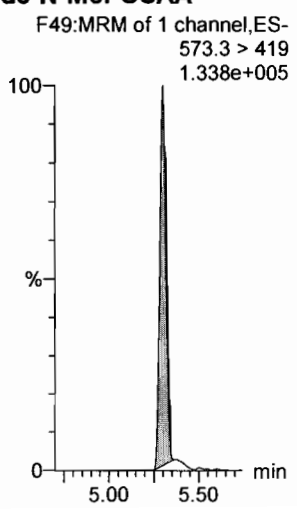

Dataset: Untitled

Last Altered: Thursday, March 01, 2018 12:45:16 Pacific Standard Time
Printed: Thursday, March 01, 2018 12:45:40 Pacific Standard Time

Name: 180228M1_11, Date: 28-Feb-2018, Time: 22:28:09, ID: ST180228M1-10 PFC CS7 18B2321, Description: PFC CS7 18B2321

N-EtFOSAA

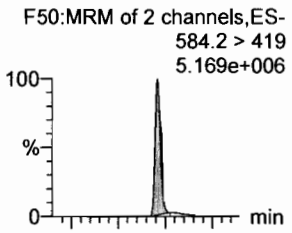

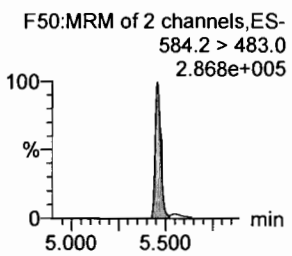

PFDoA

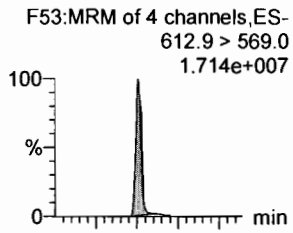

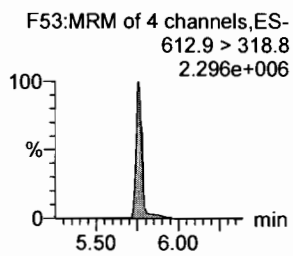

PFDS

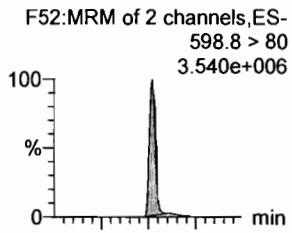

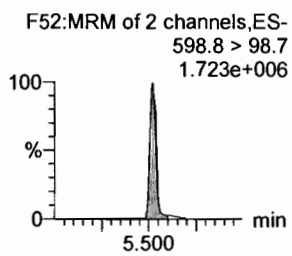

PFUdA

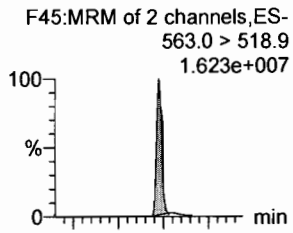

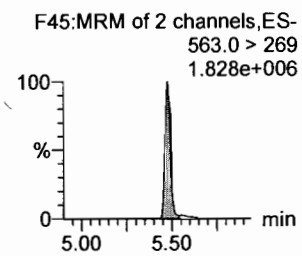

N-MeFOSA

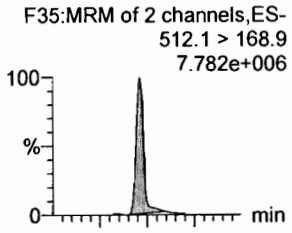

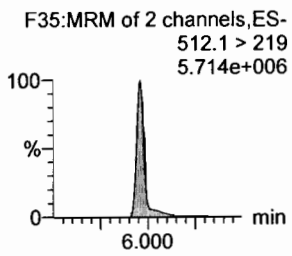

PFTrDA

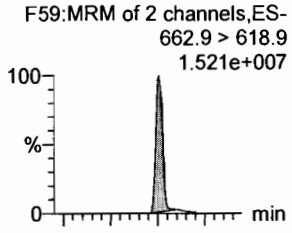

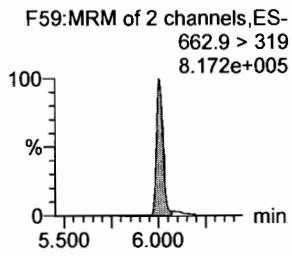

d5-N-EtFOSAA

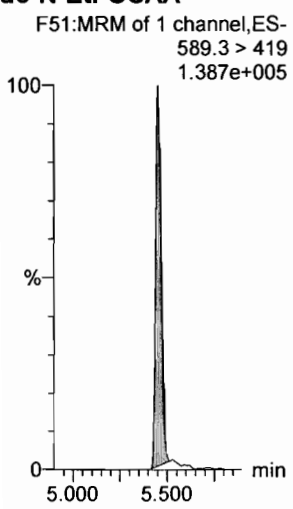

13C2-PFDoA

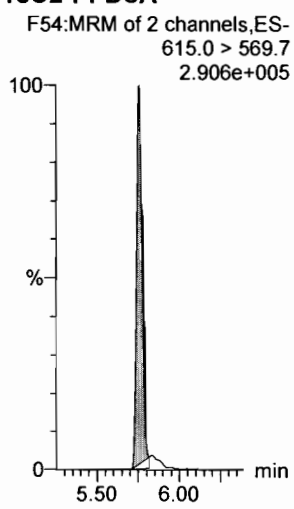

13C2-PFUdA

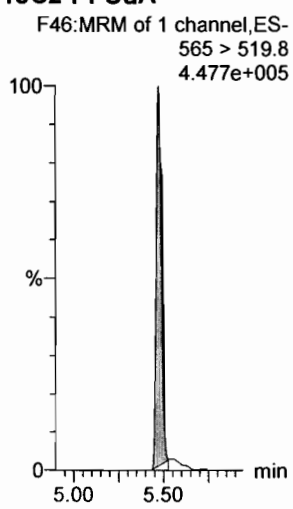

13C2-PFUdA

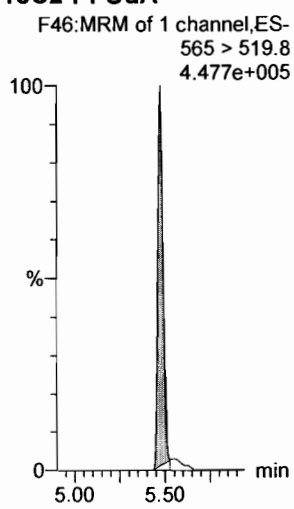

d3-N-MeFOSA

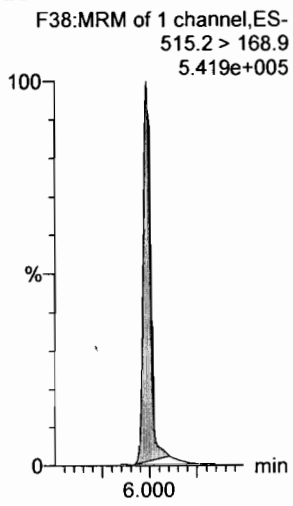

13C2-PFDoA

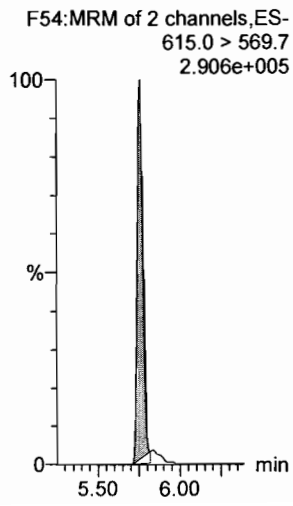

Dataset: Untitled

Last Altered: Thursday, March 01, 2018 12:45:16 Pacific Standard Time
Printed: Thursday, March 01, 2018 12:45:40 Pacific Standard Time

Name: 180228M1_11, Date: 28-Feb-2018, Time: 22:28:09, ID: ST180228M1-10 PFC CS7 18B2321, Description: PFC CS7 18B2321

PFTeDA

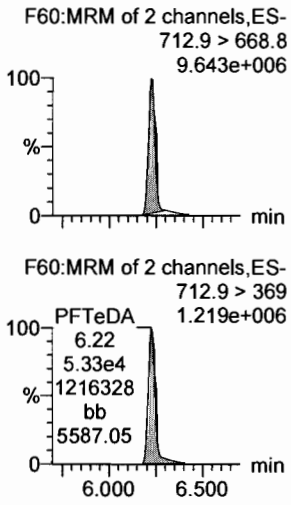

N-EtFOSA

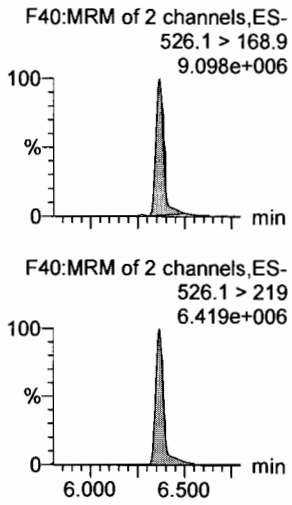

PFHxDA

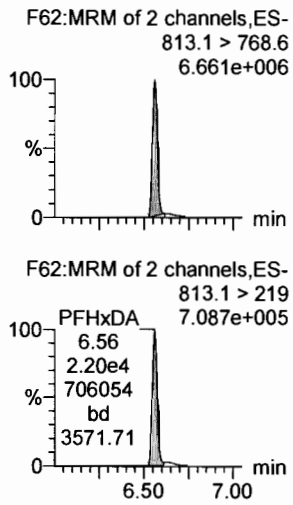

PFODA

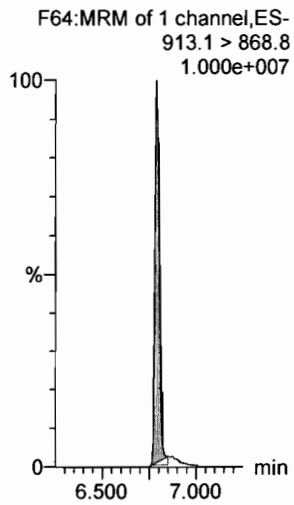

N-MeFOSE

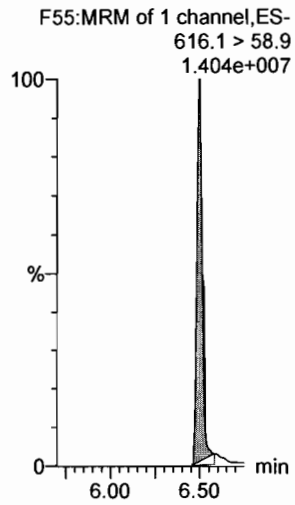

N-EtFOSE

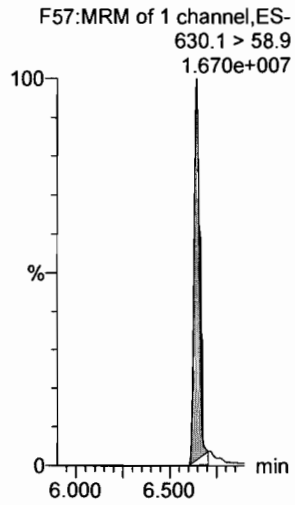

13C2-PFTeDA

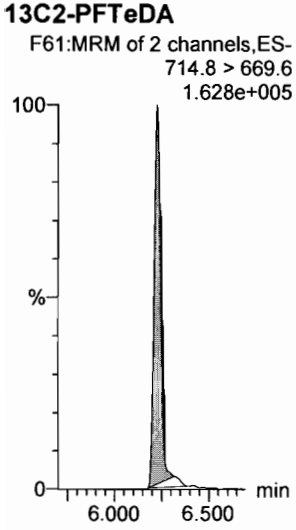

d5-N-ETFOSA

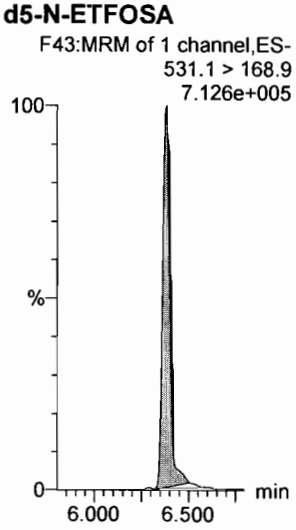

13C2-PFHxDA

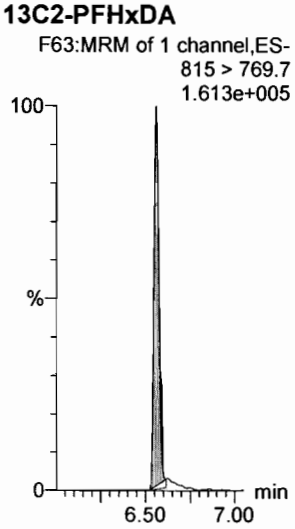

13C2-PFHxDA



d7-N-MeFOSE

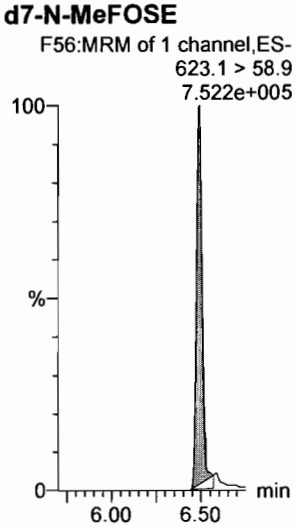

d9-N-EtFOSE

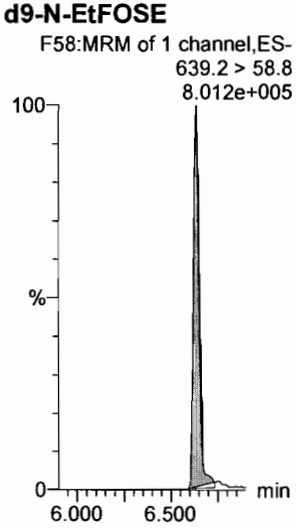

Dataset: Untitled

Last Altered: Thursday, March 01, 2018 12:45:16 Pacific Standard Time
Printed: Thursday, March 01, 2018 12:45:40 Pacific Standard Time

Name: 180228M1_11, Date: 28-Feb-2018, Time: 22:28:09, ID: ST180228M1-10 PFC CS7 18B2321, Description: PFC CS7 18B2321

13C4-PFBA

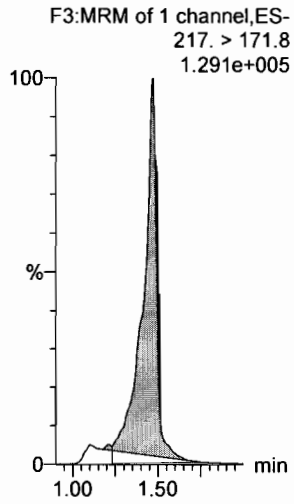

13C5-PFHxA

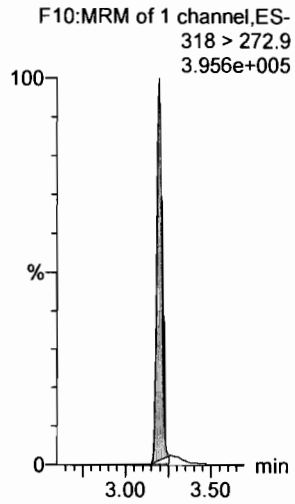

13C3-PFHxS

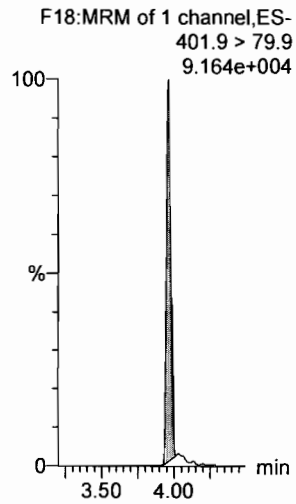

13C8-PFOA

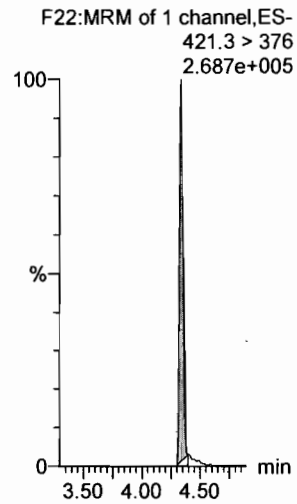

13C9-PFNA

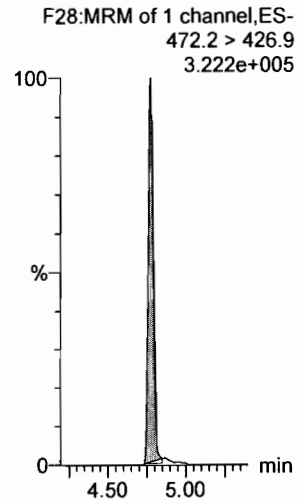

13C4-PFOS

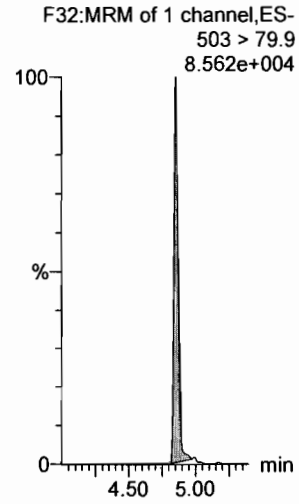

13C6-PFDA

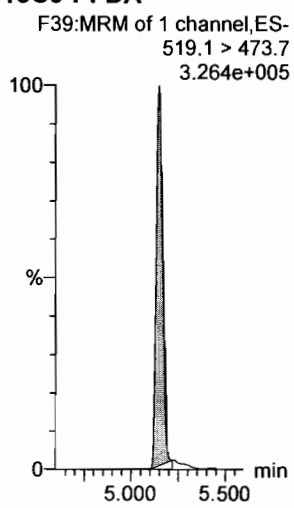

13C7-PFUdA

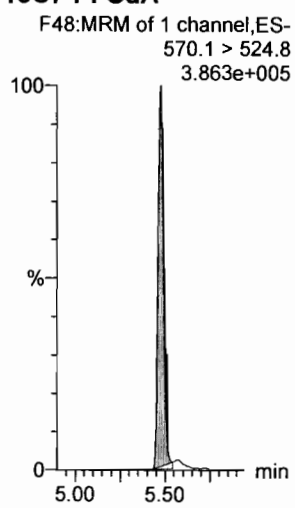

Vista Analytical Laboratory

Dataset: F:\Projects\PFAS.PRO\Results\180228M1\180228M1-13.qld

Last Altered: Thursday, March 01, 2018 13:05:20 Pacific Standard Time
Printed: Thursday, March 01, 2018 13:05:35 Pacific Standard Time

Rev'd JA 03/01/2018

(A) Not in ICV.

Method: F:\Projects\PFAS.PRO\MethDB\PFAS_FULL_80C_022718.mdb 28 Feb 2018 13:19:45
Calibration: F:\Projects\PFAS.PRO\CurveDB\C18_VAL-PFAS_Q4_02-28-18-FULL.cdb 01 Mar 2018 12:54:21

Name: 180228M1_13, Date: 28-Feb-2018, Time: 22:51:06, ID: ICV180228M1-1 PFC ICV 18B2311, Description: PFC ICV 18B2311

	#	Name	Trace	Area	IS Area	RRF	Pred.RT	RT	y Axis Resp.	Conc.	%Rec	Recovery Out
1	1	PFBA	213.0 > 168.8	7.86e3	9.63e3		1.46	1.47	10.2	8.75	87.5	NO
2	2	PFPeA	263.1 > 218.9	9.72e3	1.39e4		2.31	2.43	8.74	9.18	91.8	NO
3	3	PFBS	299.0 > 79.7	1.97e3	1.74e3		2.60	2.70	14.1	8.17	81.7	NO
4	4	4:2 FTS	327.2>307.2	1.74e3	1.74e3		3.00	3.11	12.4	8.58	85.8	NO
5	5	PFHxA	313.2 > 268.9	1.10e4	4.34e3		3.19	3.20	12.7	8.08	80.8	NO
6	6	PFPeS	349.1>80.1	2.39e3	1.74e3		3.39	3.39	17.1	9.06	90.6	NO
7	7	PFHpA	363.0 > 318.9	9.10e3	9.01e3		3.81	3.81	12.6	10.0	100.0	NO
8	8	L-PFHxS	398.9 > 79.6	1.74e3	1.33e3		4.17	3.96	16.4	8.03	80.3	NO
9	10	6:2 FTS	427.1 > 407	2.33e3	1.61e4		4.28	4.28	1.81	8.53	85.3	NO
10	11	L-PFOA	413 > 368.7	1.14e4	1.61e4		4.40	4.34	8.83	9.14	91.4	NO
11	13	PFHpS	449 > 80.0	2.53e3	1.61e4		4.44	4.44	1.96	8.80	88.0	NO
12	14	PFNA	463.0 > 418.8	1.17e4	1.20e4		4.76	4.77	12.2	9.62	96.2	NO
13	15	PFOSA	498.1 > 77.8	2.91e3	4.19e3		4.83	4.84	8.67	8.90	89.0	NO
14	16	L-PFOS	499 > 79.9	2.46e3	3.30e3		4.90	4.85	9.31	9.19	91.9	NO
15	18	PFDA	513 > 468.8	1.44e4	1.40e4		5.14	5.15	12.9	8.78	87.8	NO
16	19	8:2 FTS	527 > 506.9	2.94e3	1.61e4		5.12	5.12	2.28	8.30	83.0	NO
17	20	PFNS	549.1>80.1	2.11e3	3.30e3		5.08	5.21	8.01	9.97	99.7	NO
18	21	N-MeFOSAA	570.1 > 419	6.11e3	4.68e3		5.29	5.30	16.3	12.2	121.6	NO
19	22	N-EtFOSAA	584.2 > 419	4.65e3	6.48e3		5.45	5.46	8.97	9.54	95.4	NO
20	23	PFUdA	563.0 > 518.9	1.26e4	1.46e4		5.46	5.47	10.8	10.9	108.5	NO
21	24	PFDS	598.8 > 80	2.92e3	1.46e4		5.51	5.52	2.51	10.5	105.0	NO
22	25	PFDoA	612.9 > 569.0	1.36e4	1.46e4		5.74	5.76	11.7	9.34	93.4	NO
23	26	N-MeFOSA	512.1 > 168.9		2.16e4		5.84				(A)	NO
24	27	PFTrDA	662.9 > 618.9	1.40e4	1.46e4		5.98	6.01	12.0	8.24	82.4	NO
25	28	PFTeDA	712.9 > 668.8	1.03e4	5.44e3		6.20	6.22	23.7	9.89	98.9	NO
26	29	N-EtFOSA	526.1 > 168.9		3.53e4		6.22				(A)	NO
27	30	PFHxDA	813.1 > 768.6		3.82e3		6.51					NO
28	31	PFODA	913.1 > 868.8		3.82e3		6.74					NO
29	32	N-MeFOSE	616.1 > 58.9		2.58e4		6.31					NO
30	33	N-EtFOSE	630.1 > 58.9		2.91e4		6.45					NO
31	34	13C3-PFBA	216.1 > 171.8	9.63e3	1.04e4	0.869	1.46	1.47	11.5	13.3	106.3	NO

dm 3/1/18

Vista Analytical Laboratory

Dataset: F:\Projects\PFAS.PRO\Results\180228M1\180228M1-13.qld

Last Altered: Thursday, March 01, 2018 13:05:20 Pacific Standard Time
Printed: Thursday, March 01, 2018 13:05:35 Pacific Standard Time

Name: 180228M1_13, Date: 28-Feb-2018, Time: 22:51:06, ID: ICV180228M1-1 PFC ICV 18B2311, Description: PFC ICV 18B2311

	#	Name	Trace	Area	IS Area	RRF	Pred.RT	RT	y Axis Resp.	Conc.	%Rec	Recovery Out
32	35	13C3-PFPeA	266. > 221.8	1.39e4	1.29e4	0.978	2.42	2.43	13.4	13.8	110.0	NO
33	36	13C3-PFBS	302. > 98.8	1.74e3	1.29e4	0.123	2.69	2.70	1.69	13.7	109.5	NO
34	37	13C2-PFHxA	315 > 269.8	4.34e3	1.29e4	0.712	3.19	3.20	4.20	5.90	118.0	NO
35	38	13C4-PFHpA	367.2 > 321.8	9.01e3	1.29e4	0.678	3.81	3.81	8.72	12.9	102.9	NO
36	39	18O2-PFHxS	403.0 > 102.6	1.33e3	3.55e3	0.392	3.96	3.96	4.68	11.9	95.4	NO
37	40	13C2-PFOA	414.9 > 369.7	1.61e4	1.24e4	1.308	4.33	4.34	16.2	12.4	99.1	NO
38	41	13C5-PFNA	468.2 > 422.9	1.20e4	1.31e4	0.976	4.76	4.77	11.4	11.7	93.7	NO
39	42	13C8-PFOSA	506.1 > 77.7	4.19e3	1.83e4	0.254	4.83	4.84	2.86	11.2	89.9	NO
40	43	13C8-PFOS	507.0 > 79.9	3.30e3	3.44e3	1.040	4.84	4.85	12.0	11.5	92.0	NO
41	44	13C2-PFDA	515.1 > 469.9	1.40e4	1.48e4	0.967	5.14	5.15	11.8	12.2	97.7	NO
42	45	d3-N-MeFOSAA	573.3 > 419	4.68e3	1.83e4	0.381	5.29	5.30	3.19	8.37	67.0	NO
43	46	d5-N-EtFOSAA	589.3 > 419	6.48e3	1.83e4	0.399	5.45	5.46	4.42	11.1	88.7	NO
44	47	13C2-PFUdA	565 > 519.8	1.46e4	1.83e4	0.985	5.46	5.47	9.94	10.1	80.8	NO
45	48	13C2-PFDoA	615.0 > 569.7	1.46e4	1.83e4	0.813	5.74	5.76	9.92	12.2	97.6	NO
46	49	d3-N-MeFOSA	515.2 > 168.9	2.16e4	1.83e4	0.124	5.84	5.98	14.8	118	79.0	NO
47	50	13C2-PFTeDA	714.8 > 669.6	5.44e3	1.83e4	0.379	6.20	6.23	3.71	9.79	78.3	NO
48	51	d5-N-ETFOSA	531.1 > 168.9	3.53e4	1.83e4	0.189	6.22	6.38	24.1	127	84.7	NO
49	52	13C2-PFHxDA	815 > 769.7	3.82e3	1.83e4	0.703	6.51	6.56	2.61	3.71	74.2	NO
50	53	d7-N-MeFOSE	623.1 > 58.9	2.58e4	1.83e4	0.157	6.31	6.49	17.6	112	74.4	NO
51	54	d9-N-EtFOSE	639.2 > 58.8	2.91e4	1.83e4	0.146	6.45	6.63	19.8	135	90.3	NO
52	55	13C4-PFBA	217. > 171.8	1.04e4	1.04e4	1.000	1.46	1.47	12.5	12.5	100.0	NO
53	56	13C5-PFHxA	318 > 272.9	1.29e4	1.29e4	1.000	3.19	3.20	12.5	12.5	100.0	NO
54	57	13C3-PFHxS	401.9 > 79.9	3.55e3	3.55e3	1.000	3.96	3.96	12.5	12.5	100.0	NO
55	58	13C8-PFOA	421.3 > 376	1.24e4	1.24e4	1.000	4.33	4.34	12.5	12.5	100.0	NO
56	59	13C9-PFNA	472.2 > 426.9	1.31e4	1.31e4	1.000	4.70	4.77	12.5	12.5	100.0	NO
57	60	13C4-PFOS	503 > 79.9	3.44e3	3.44e3	1.000	4.84	4.85	12.5	12.5	100.0	NO
58	61	13C6-PFDA	519.1 > 473.7	1.48e4	1.48e4	1.000	5.14	5.15	12.5	12.5	100.0	NO
59	62	13C7-PFUdA	570.1 > 524.8	1.83e4	1.83e4	1.000	5.46	5.47	12.5	12.5	100.0	NO

Dataset: F:\Projects\PFAS.PRO\Results\180228M1\180228M1-13.qld

Last Altered: Thursday, March 01, 2018 13:05:20 Pacific Standard Time
Printed: Thursday, March 01, 2018 13:05:35 Pacific Standard Time

Method: F:\Projects\PFAS.PRO\MethDB\PFAS_FULL_80C_022718.mdb 28 Feb 2018 13:19:45
Calibration: F:\Projects\PFAS.PRO\CurveDB\C18_VAL-PFAS_Q4_02-28-18-FULL.cdb 01 Mar 2018 12:54:21

Name: 180228M1_13, Date: 28-Feb-2018, Time: 22:51:06, ID: ICV180228M1-1 PFC ICV 18B2311, Description: PFC ICV 18B2311

PFBA

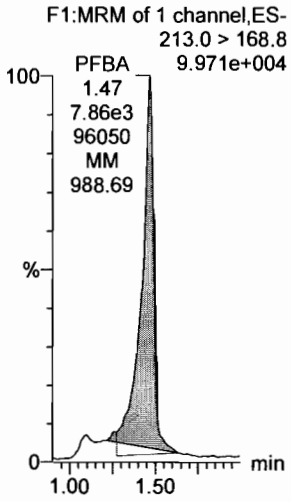

PFPeA



PFBS

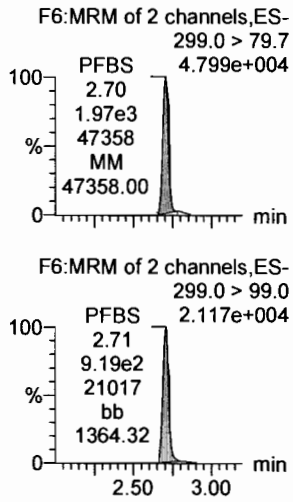

4:2 FTS

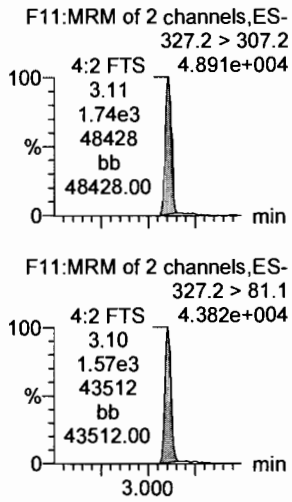

PFHxA



PFPeS

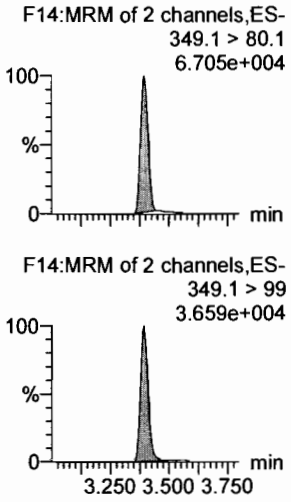

13C3-PFBA

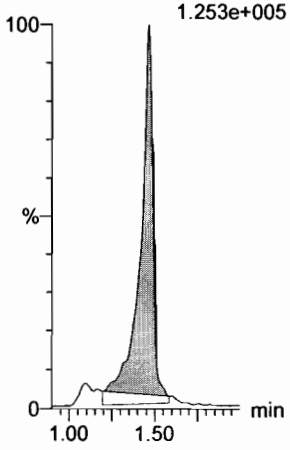

13C3-PFPeA

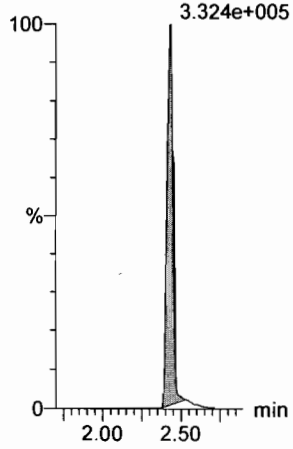

13C3-PFBS

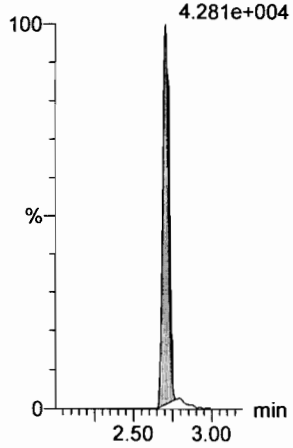

13C3-PFBS

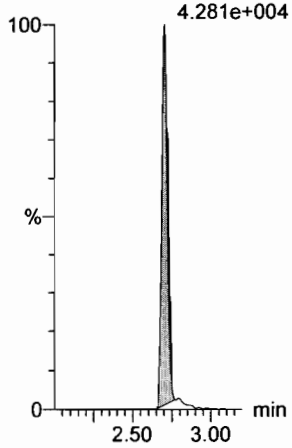

13C2-PFHxA

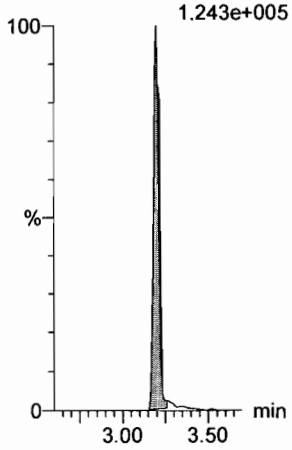

13C3-PFBS

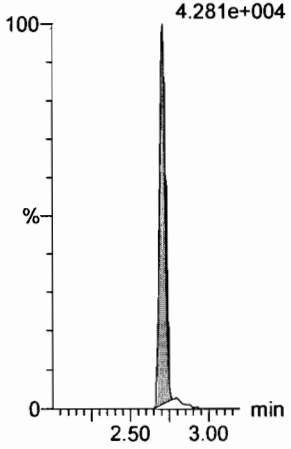

Dataset: F:\Projects\PFAS.PRO\Results\180228M1\180228M1-13.qld

Last Altered: Thursday, March 01, 2018 13:05:20 Pacific Standard Time
Printed: Thursday, March 01, 2018 13:05:35 Pacific Standard Time

Name: 180228M1_13, Date: 28-Feb-2018, Time: 22:51:06, ID: ICV180228M1-1 PFC ICV 18B2311, Description: PFC ICV 18B2311

6:2 FTS

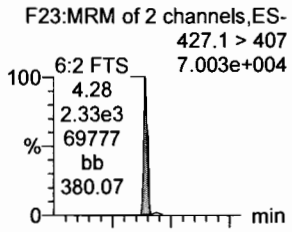

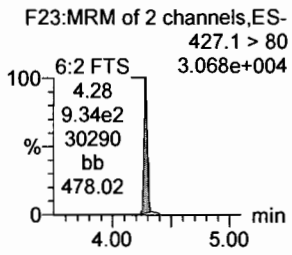

PFHpA

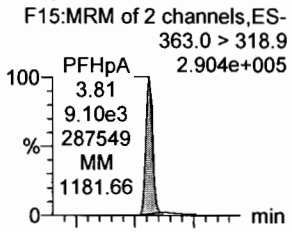

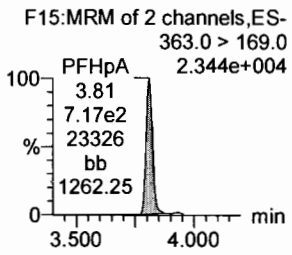

L-PFHxS

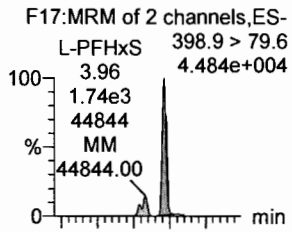

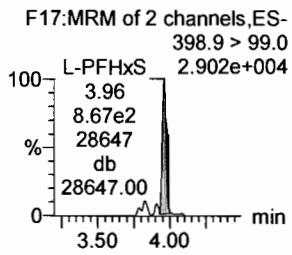

L-PFOA

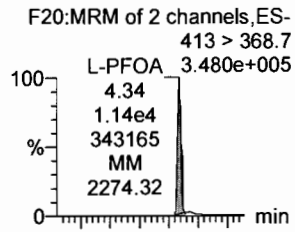

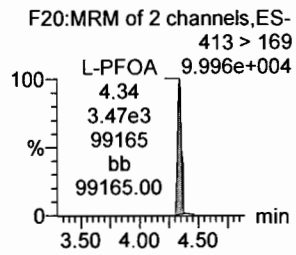

PFHpS

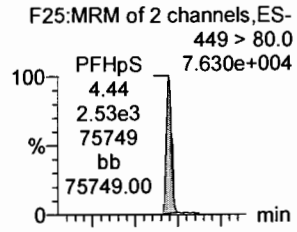

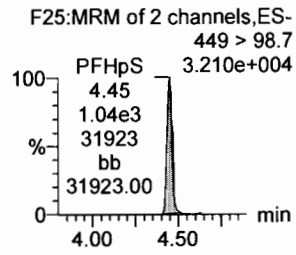

PFNA

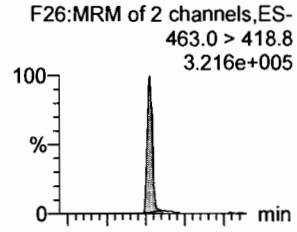

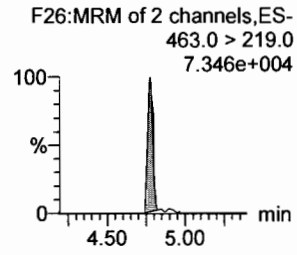

18O2-PFHxS

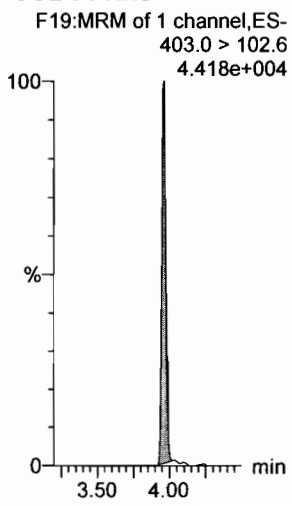

13C4-PFHpA

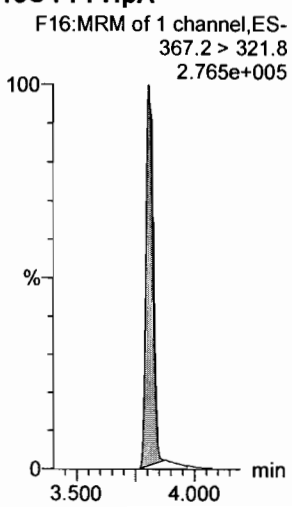

13C2-PFOA

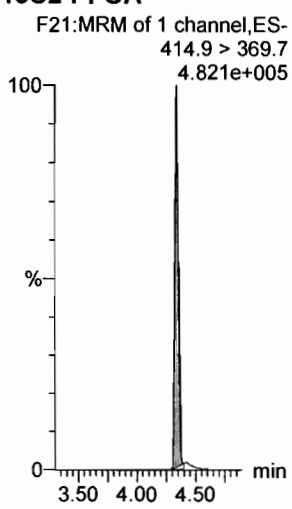

13C2-PFOA

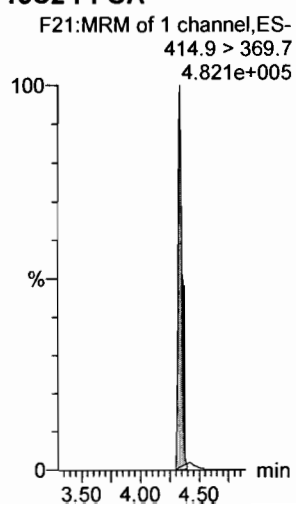

13C2-PFOA



13C5-PFNA

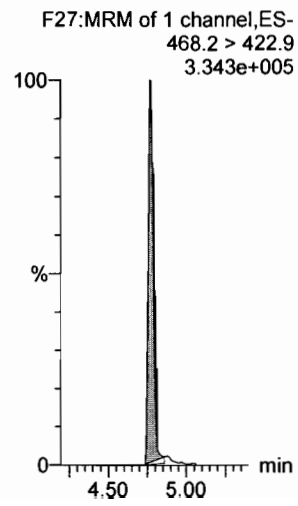

Dataset: F:\Projects\PFAS.PRO\Results\180228M1\180228M1-13.qld

Last Altered: Thursday, March 01, 2018 13:05:20 Pacific Standard Time
Printed: Thursday, March 01, 2018 13:05:35 Pacific Standard Time

Name: 180228M1_13, Date: 28-Feb-2018, Time: 22:51:06, ID: ICV180228M1-1 PFC ICV 18B2311, Description: PFC ICV 18B2311

PFOSA

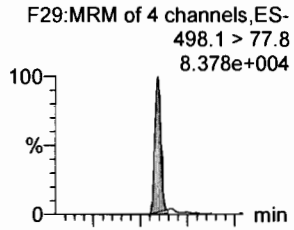

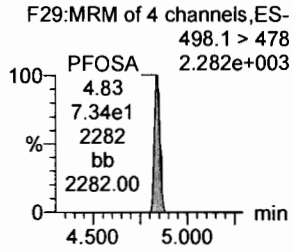

L-PFOS

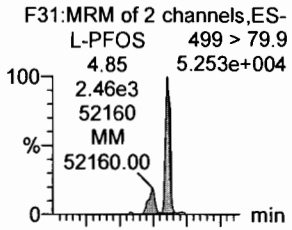

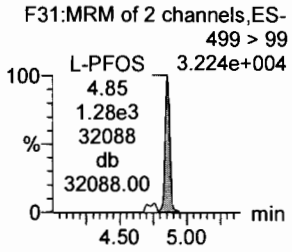

PFDA

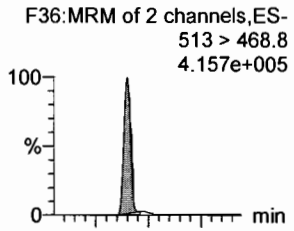

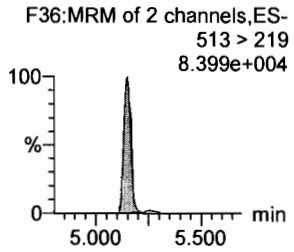

8:2 FTS

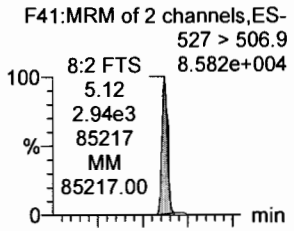

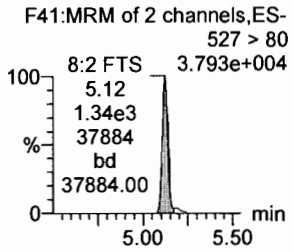

PFNS

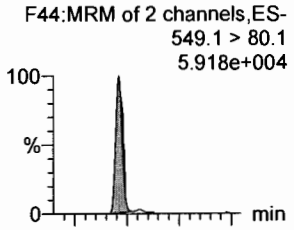

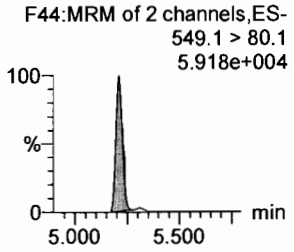

N-MeFOSAA

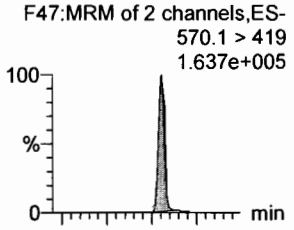

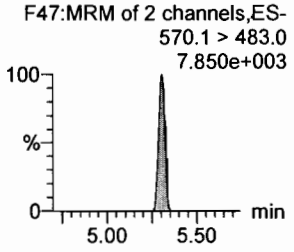

13C8-PFOSA

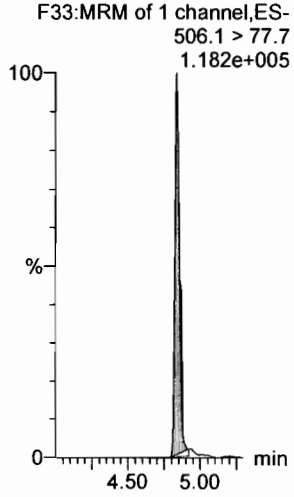

13C8-PFOS

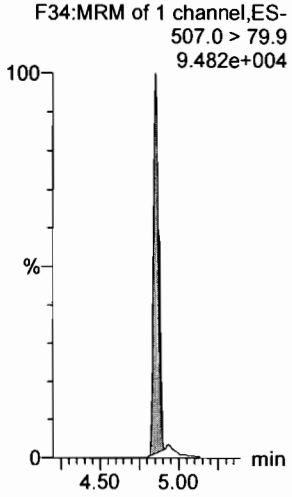

13C2-PFDA

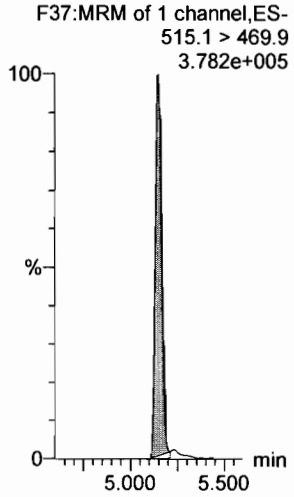

13C2-PFOA

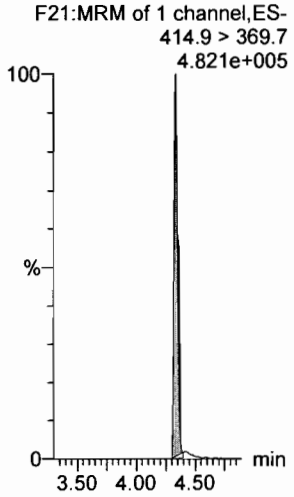

13C2-PFOA

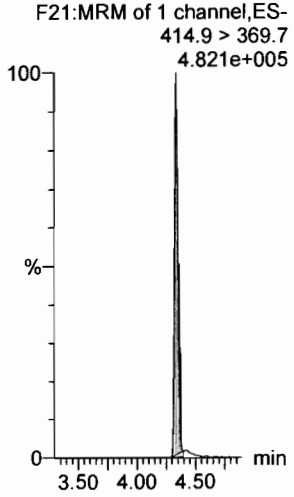

d3-N-MeFOSAA

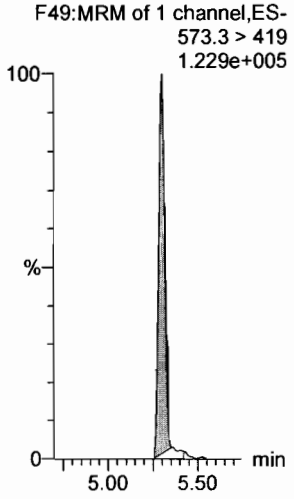

Dataset: F:\Projects\PFAS.PRO\Results\180228M1\180228M1-13.qld

Last Altered: Thursday, March 01, 2018 13:05:20 Pacific Standard Time
Printed: Thursday, March 01, 2018 13:05:35 Pacific Standard Time

Name: 180228M1_13, Date: 28-Feb-2018, Time: 22:51:06, ID: ICV180228M1-1 PFC ICV 18B2311, Description: PFC ICV 18B2311

N-EtFOSAA

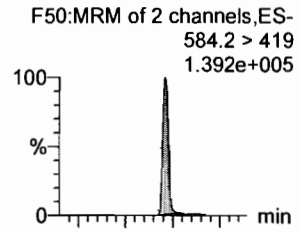

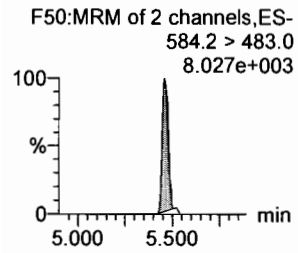

PFDoA

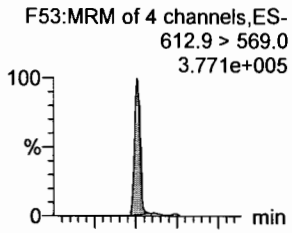

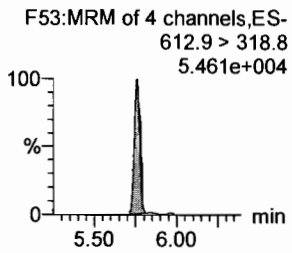

PFDS

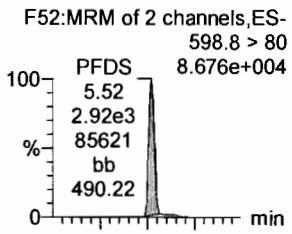

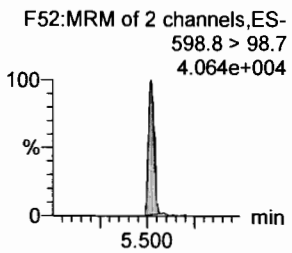

PFUdA

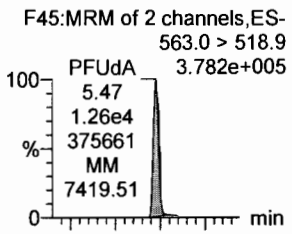

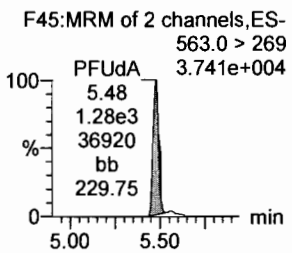

N-MeFOSA

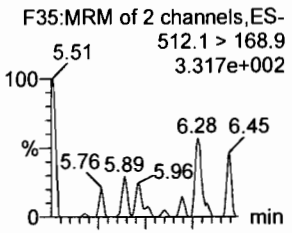

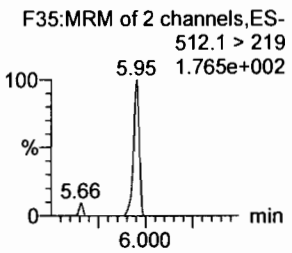

PFTrDA

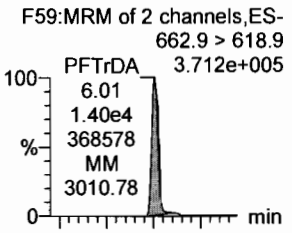

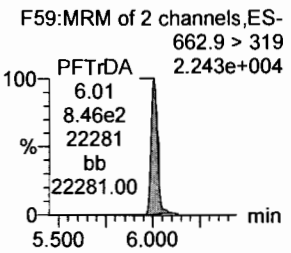

d5-N-EtFOSAA

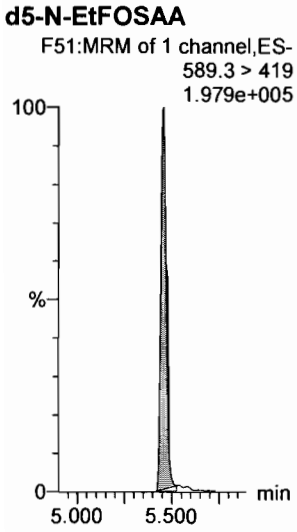

13C2-PFDoA

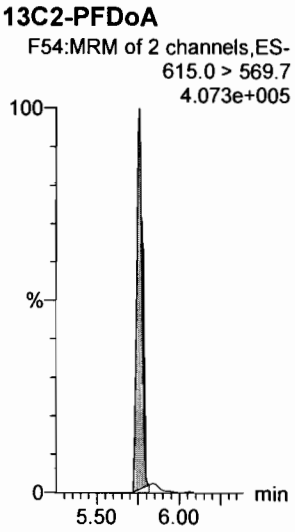

13C2-PFUdA

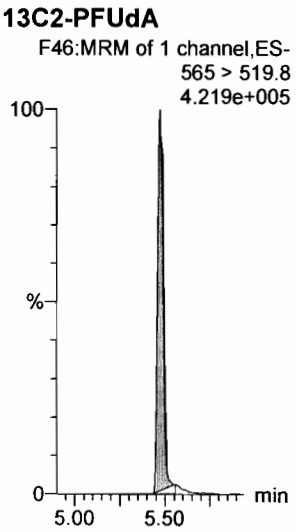

13C2-PFUdA

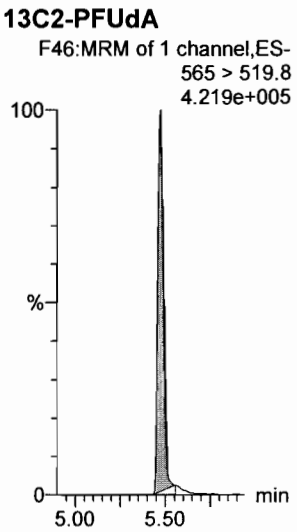

d3-N-MeFOSA



13C2-PFDoA

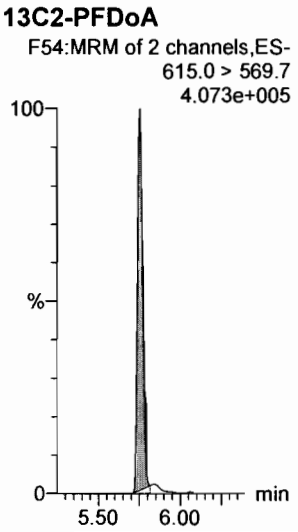

Vista Analytical Laboratory

Dataset: F:\Projects\PFAS.PRO\Results\180228M1\180228M1-13.qld

Last Altered: Thursday, March 01, 2018 13:05:20 Pacific Standard Time
Printed: Thursday, March 01, 2018 13:05:35 Pacific Standard Time

Name: 180228M1_13, Date: 28-Feb-2018, Time: 22:51:06, ID: ICV180228M1-1 PFC ICV 18B2311, Description: PFC ICV 18B2311

PFTeDA



N-EtFOSA

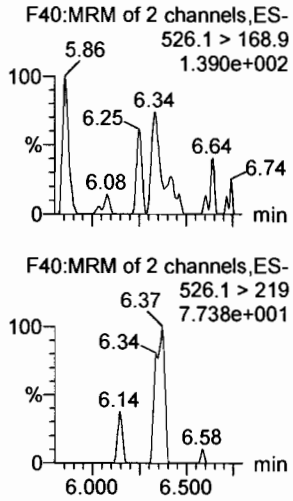

PFHxDA

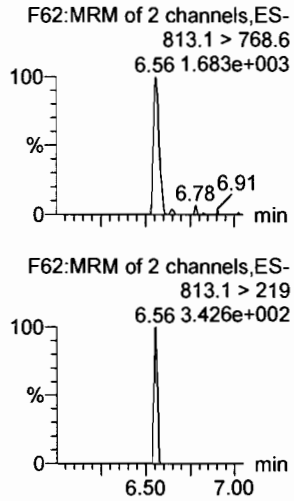

PFODA

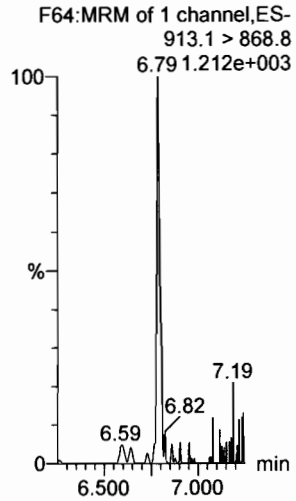

N-MeFOSE

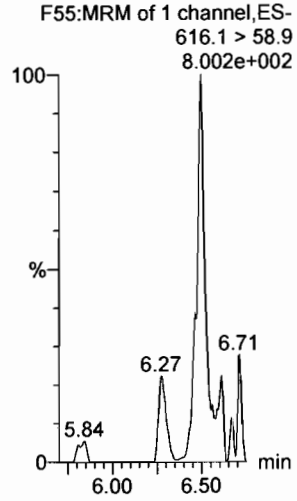

N-EtFOSE

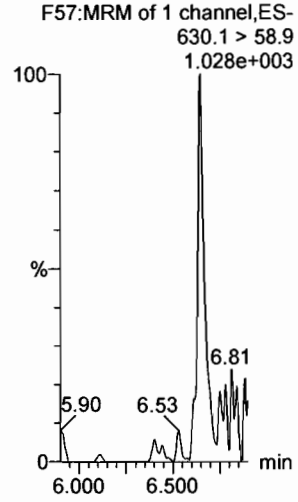

13C2-PFTeDA

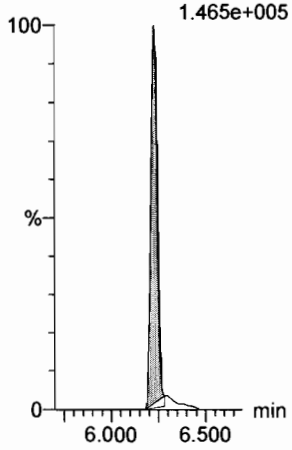

d5-N-ETFOSA

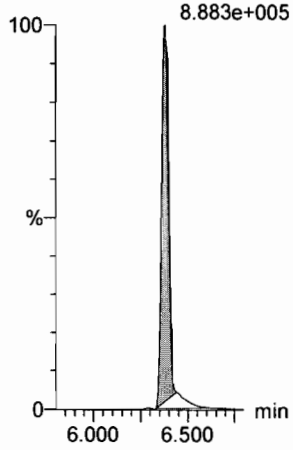

13C2-PFHxDA



13C2-PFHxDA

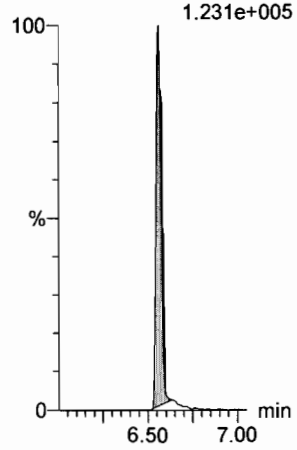

d7-N-MeFOSE

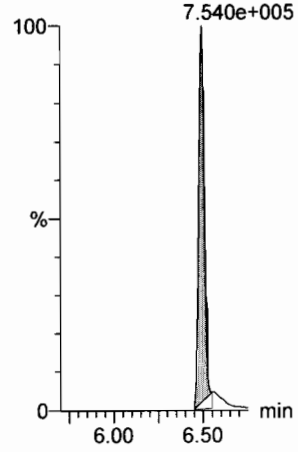

d9-N-EtFOSE

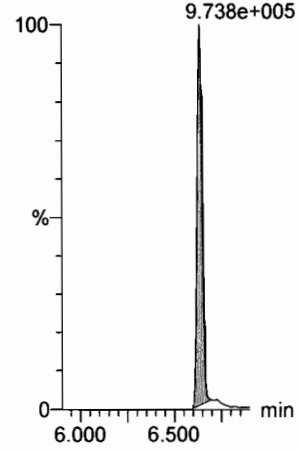

Dataset: F:\Projects\PFAS.PRO\Results\180228M1\180228M1-13.qld

Last Altered: Thursday, March 01, 2018 13:05:20 Pacific Standard Time
Printed: Thursday, March 01, 2018 13:05:35 Pacific Standard Time

Name: 180228M1_13, Date: 28-Feb-2018, Time: 22:51:06, ID: ICV180228M1-1 PFC ICV 18B2311, Description: PFC ICV 18B2311

13C4-PFBA

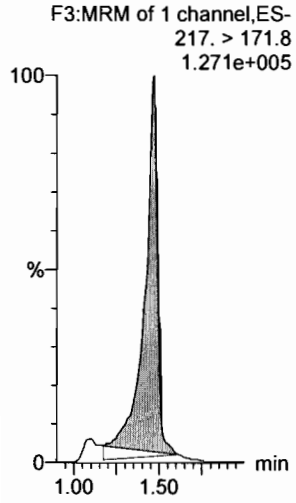

13C5-PFHxA

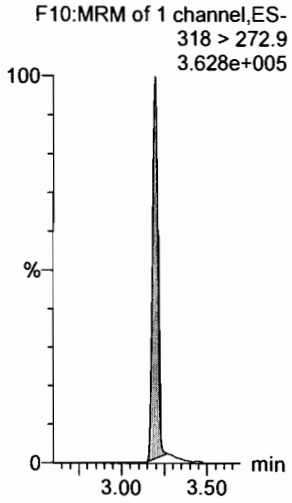

13C3-PFHxS

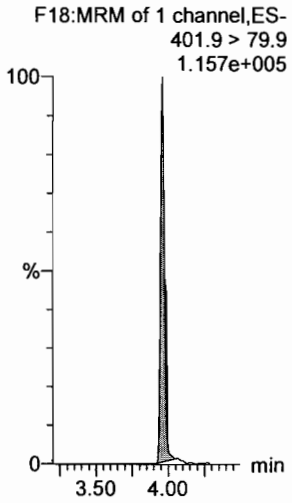

13C8-PFOA

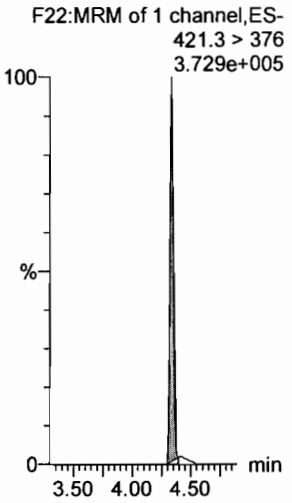

13C9-PFNA

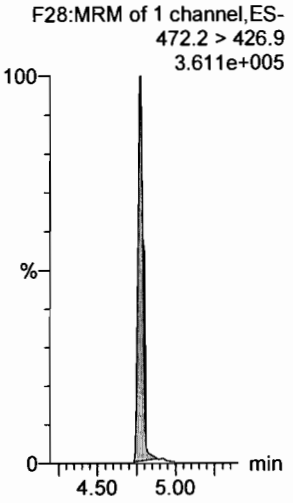

13C4-PFOS

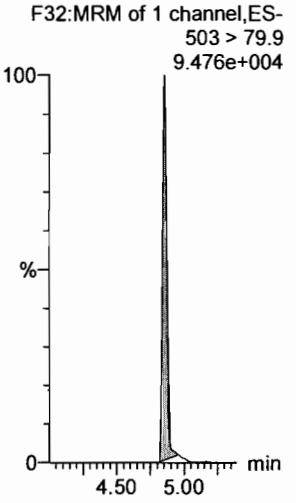

13C6-PFDA

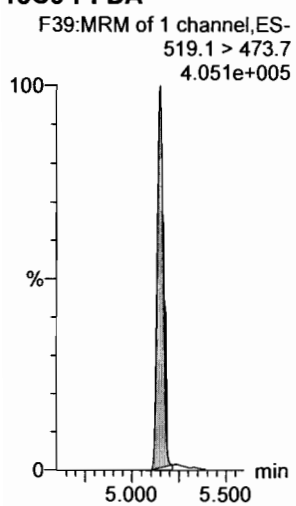

13C7-PFUdA

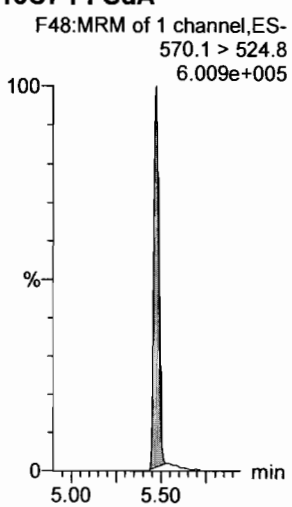

Vista Analytical Laboratory

Dataset: Untitled

Last Altered: Thursday, March 01, 2018 14:33:03 Pacific Standard Time
Printed: Thursday, March 01, 2018 14:33:08 Pacific Standard Time

Method: F:\Projects\PFAS.PRO\MethDB\PFAS_FULL_80C_022718.mdb 28 Feb 2018 13:19:45
Calibration: F:\Projects\PFAS.PRO\CurveDB\C18_VAL-PFAS_Q4_02-28-18-FULL.cdb 01 Mar 2018 12:54:21

Name: 180228M1_12, Date: 28-Feb-2018, Time: 22:39:39, ID: IPA, Description: IPA

PFBA

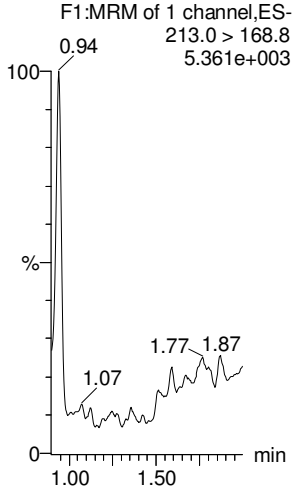

PFPeA

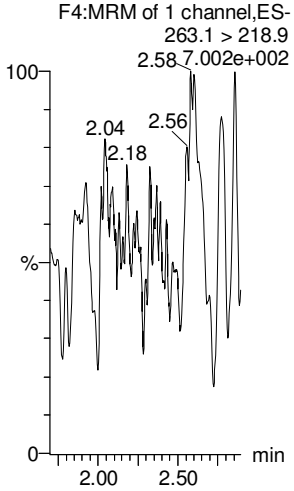

PFBS

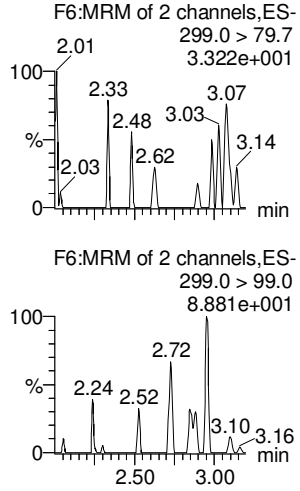

4:2 FTS

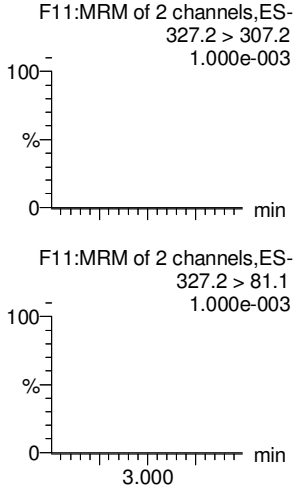

PFHxA

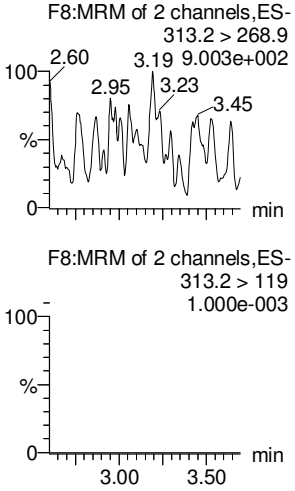

PFPeS

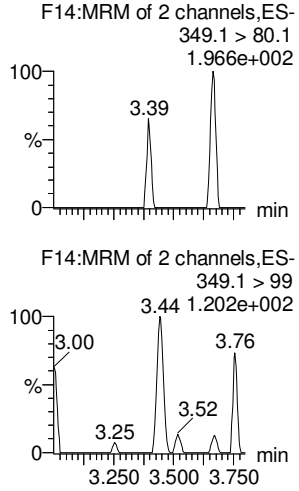

13C3-PFBA

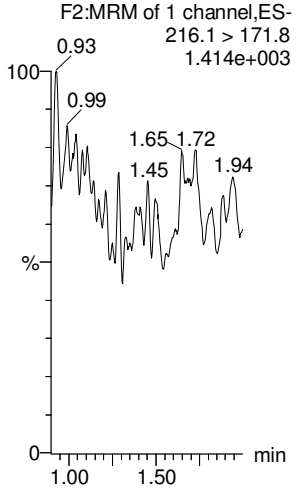

13C3-PFPeA

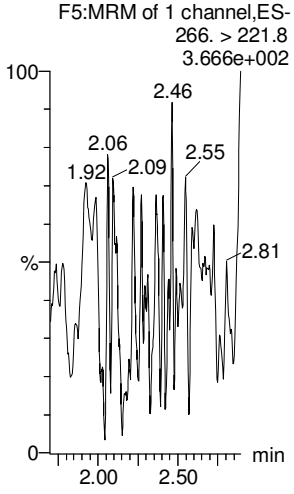

13C3-PFBS

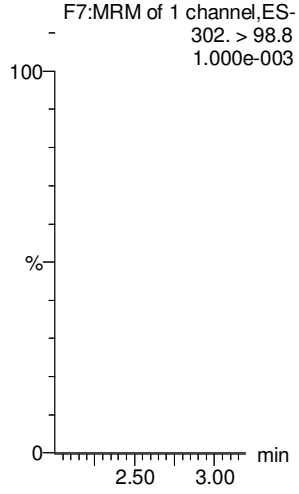

13C3-PFBS

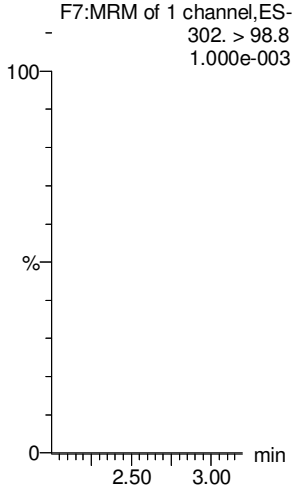

13C2-PFHxA

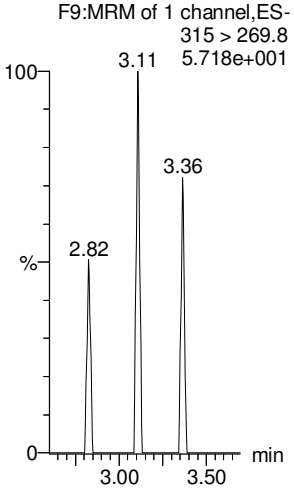

13C3-PFBS

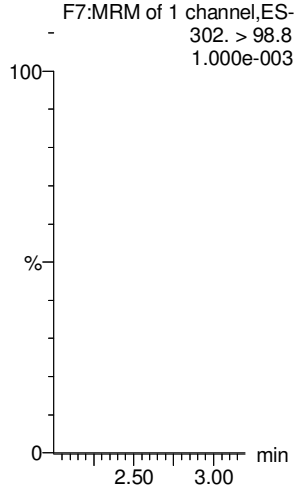

GM 3/1/2018

Vista Analytical Laboratory

Dataset: Untitled

Last Altered: Thursday, March 01, 2018 14:33:03 Pacific Standard Time
Printed: Thursday, March 01, 2018 14:33:08 Pacific Standard Time

Name: 180228M1_12, Date: 28-Feb-2018, Time: 22:39:39, ID: IPA, Description: IPA

6:2 FTS

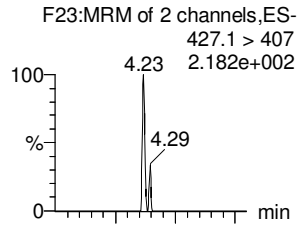

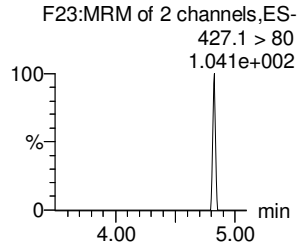

PFHpA

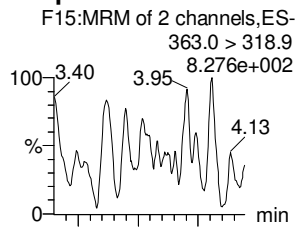

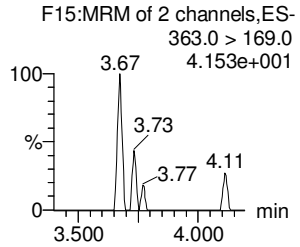

L-PFHxS

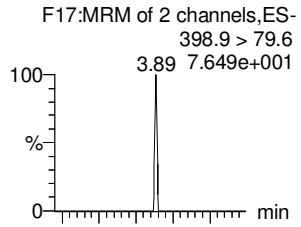

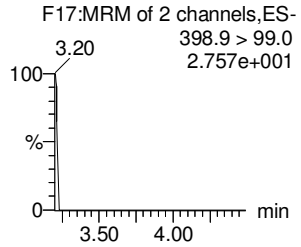

L-PFOA

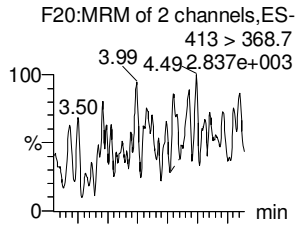

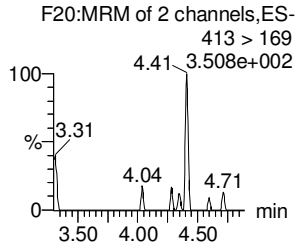

PFHpS

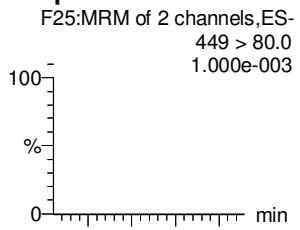

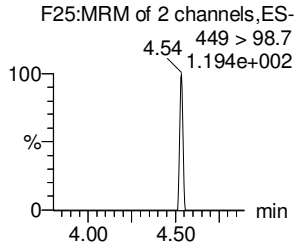

PFNA

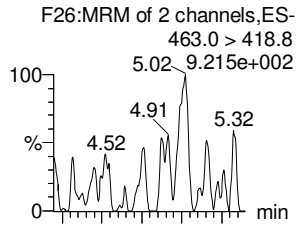

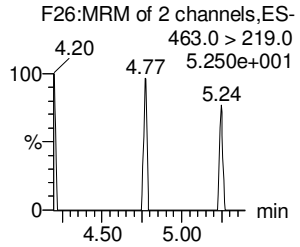

18O2-PFHxS

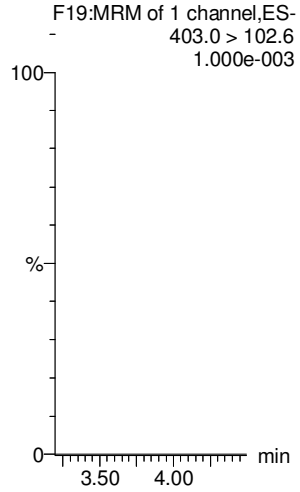

13C4-PFHpA

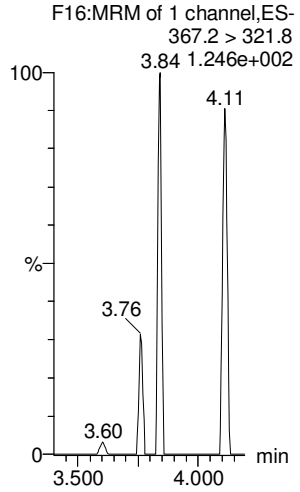

13C2-PFOA

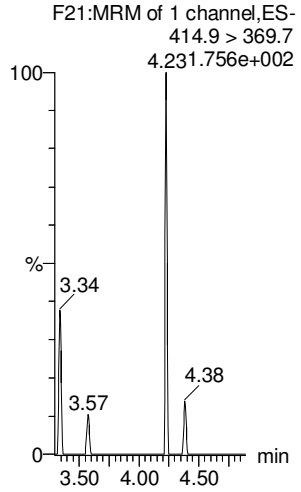

13C2-PFOA

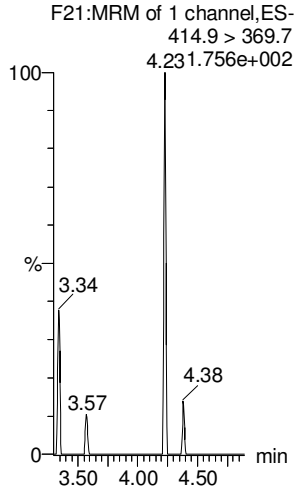

13C2-PFOA

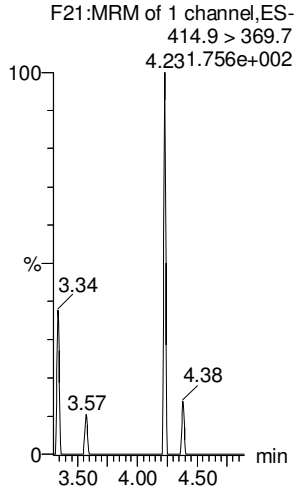

13C5-PFNA

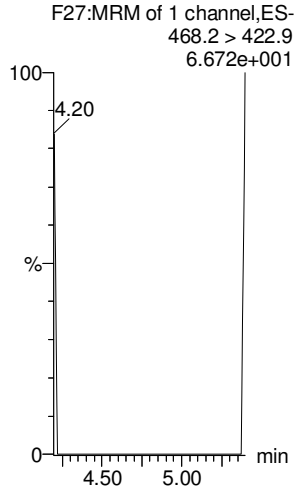

GM 3/1/2018

Vista Analytical Laboratory

Dataset: Untitled

Last Altered: Thursday, March 01, 2018 14:33:03 Pacific Standard Time
Printed: Thursday, March 01, 2018 14:33:08 Pacific Standard Time

Name: 180228M1_12, Date: 28-Feb-2018, Time: 22:39:39, ID: IPA, Description: IPA

PFOSA

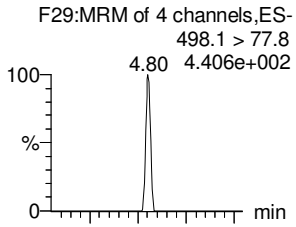

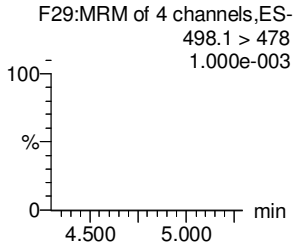

L-PFOS

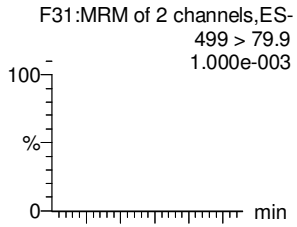

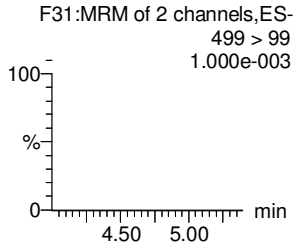

PFDA

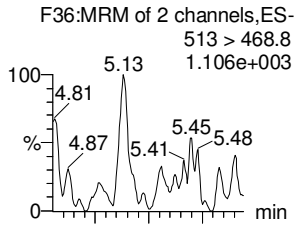

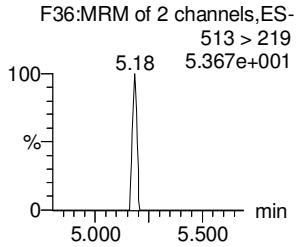

8:2 FTS

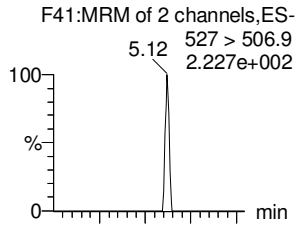

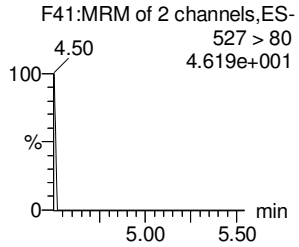

PFNS

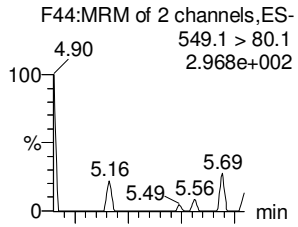

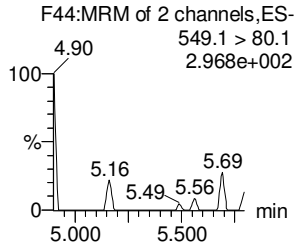

N-MeFOSAA

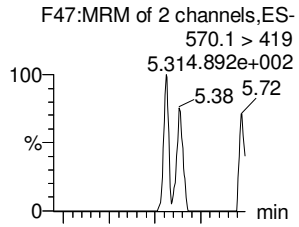

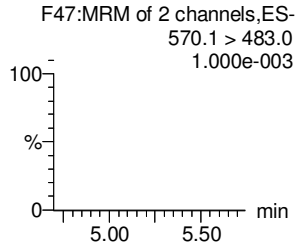

13C8-PFOSA

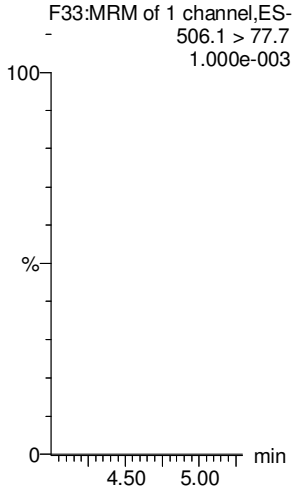

13C8-PFOS

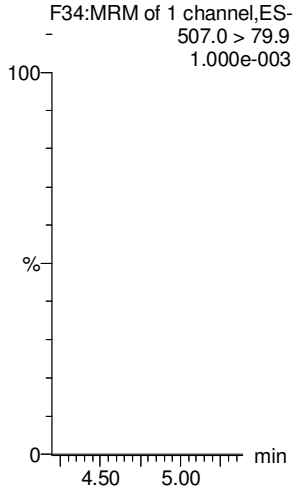

13C2-PFDA

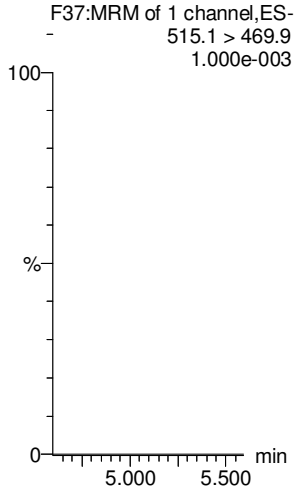

13C2-PFOA

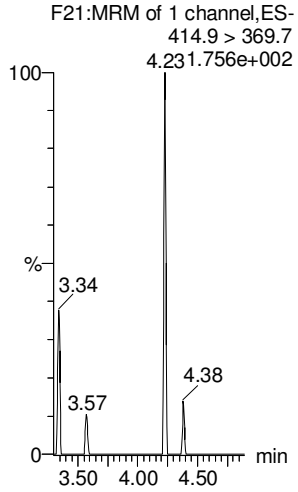

13C2-PFOA

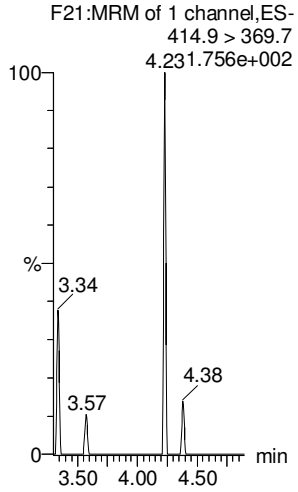

d3-N-MeFOSAA

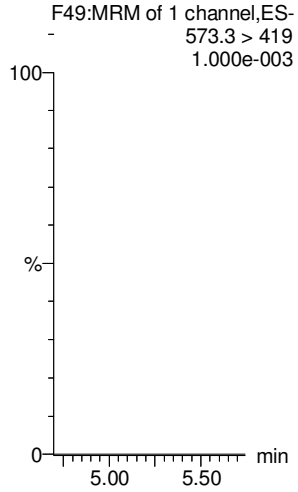

GM 3/1/2018

Vista Analytical Laboratory

Dataset: Untitled

Last Altered: Thursday, March 01, 2018 14:33:03 Pacific Standard Time
Printed: Thursday, March 01, 2018 14:33:08 Pacific Standard Time

Name: 180228M1_12, Date: 28-Feb-2018, Time: 22:39:39, ID: IPA, Description: IPA

N-EtFOSAA

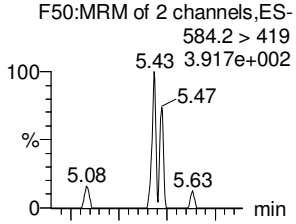

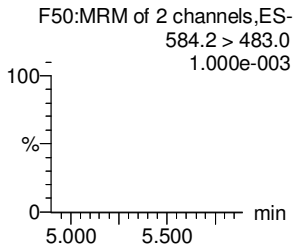

PFDoA

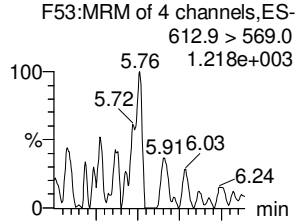

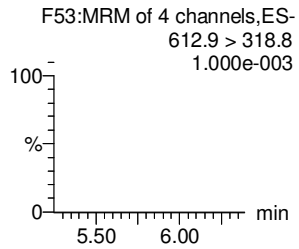

PFDS

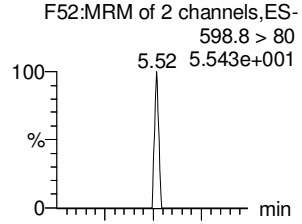

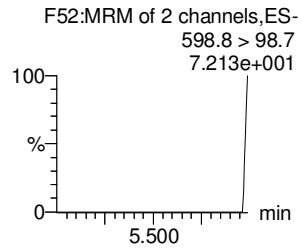

PFUdA

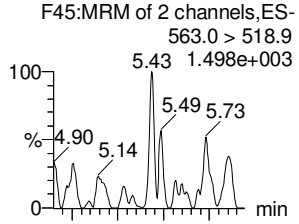

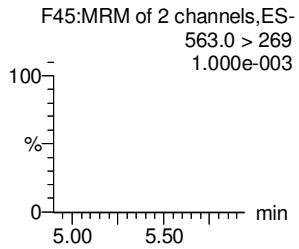

N-MeFOSA

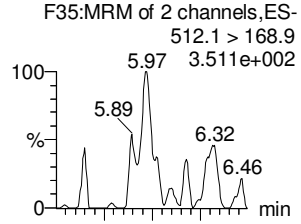

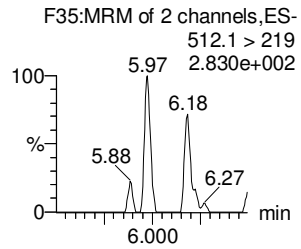

PFTrDA

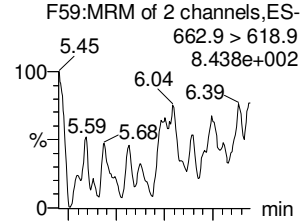

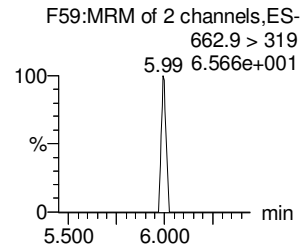

d5-N-EtFOSAA

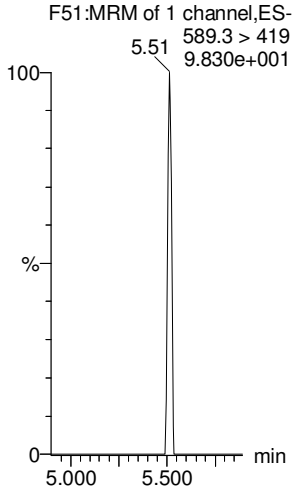

13C2-PFDoA

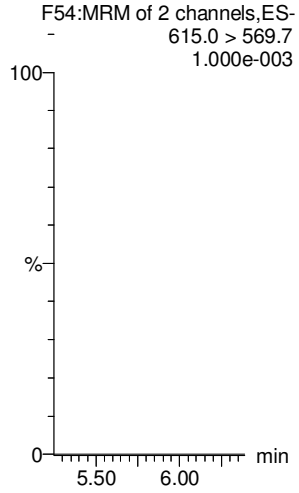

13C2-PFUdA

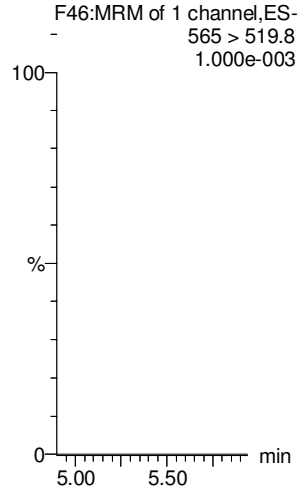

13C2-PFUdA

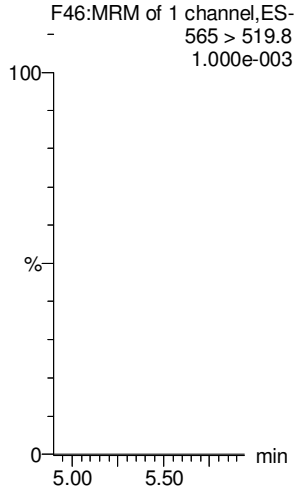

d3-N-MeFOSA

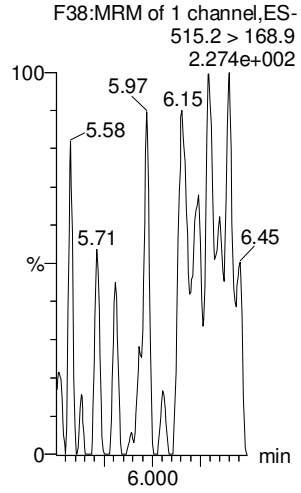

13C2-PFDoA

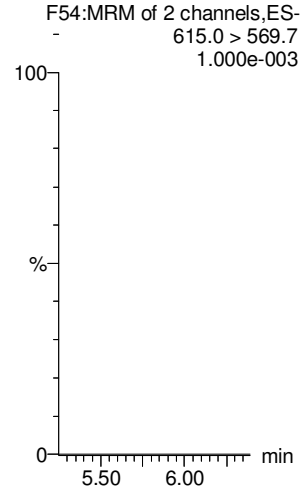

GM 3/1/2018

Vista Analytical Laboratory

Dataset: Untitled

Last Altered: Thursday, March 01, 2018 14:33:03 Pacific Standard Time
Printed: Thursday, March 01, 2018 14:33:08 Pacific Standard Time

Name: 180228M1_12, Date: 28-Feb-2018, Time: 22:39:39, ID: IPA, Description: IPA

PFTeDA

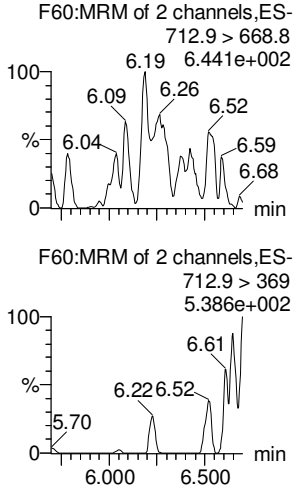

N-EtFOSA

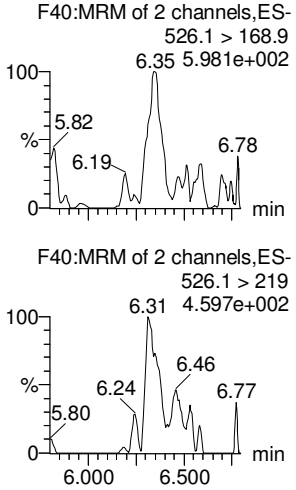

PFHxDA

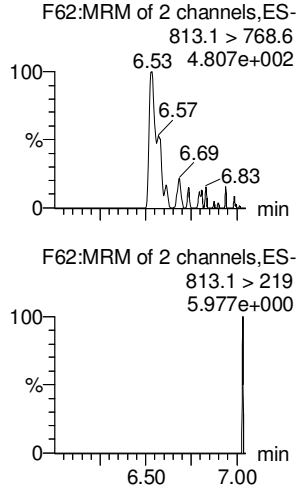

PFODA

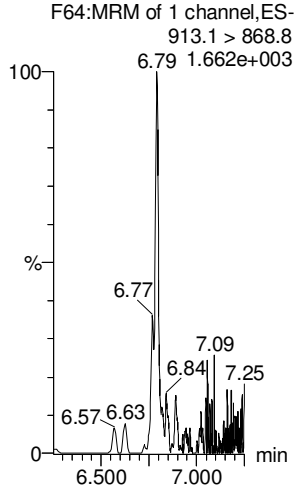

N-MeFOSE

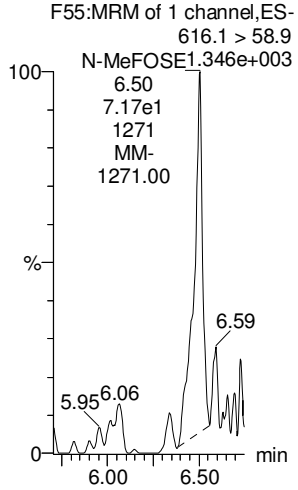

N-EtFOSE

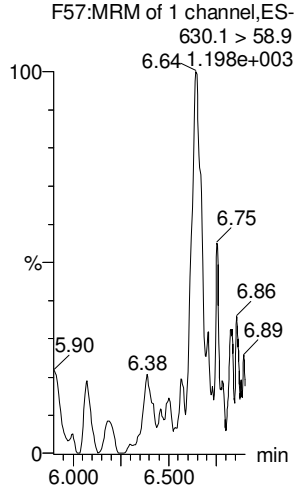

13C2-PFTeDA

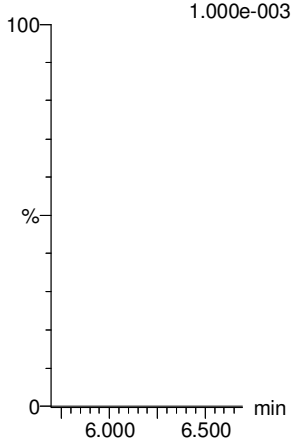

d5-N-ETFOSA

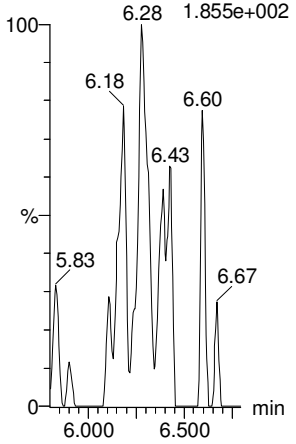

13C2-PFHxDA

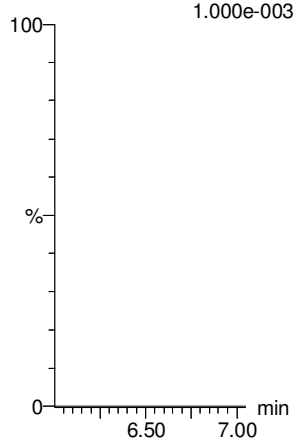

13C2-PFHxDA

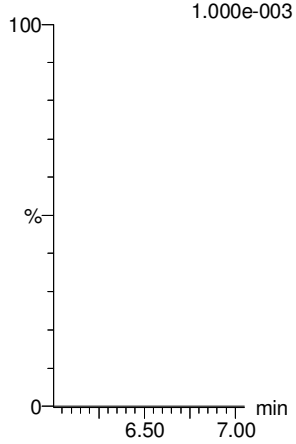

d7-N-MeFOSE

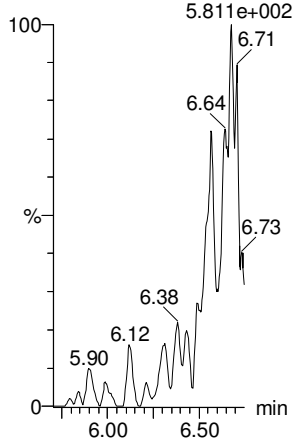

d9-N-EtFOSE

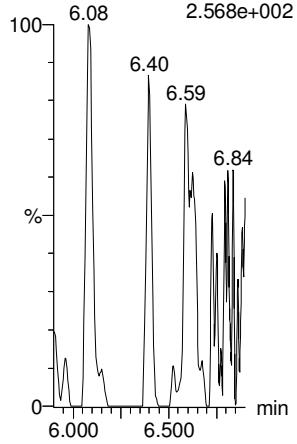

GM 3/1/2018

Vista Analytical Laboratory

Dataset: Untitled

Last Altered: Thursday, March 01, 2018 14:33:03 Pacific Standard Time
Printed: Thursday, March 01, 2018 14:33:08 Pacific Standard Time

Name: 180228M1_12, Date: 28-Feb-2018, Time: 22:39:39, ID: IPA, Description: IPA

13C4-PFBA

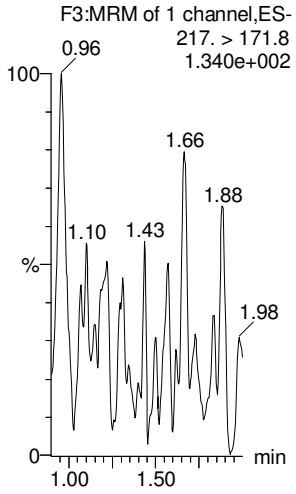

13C5-PFHxA

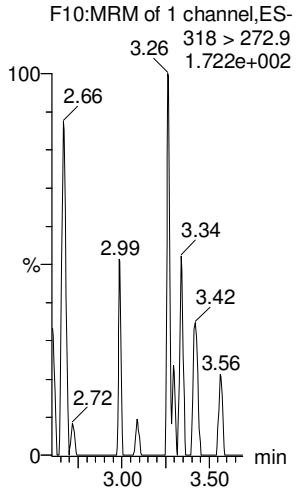

13C3-PFHxS

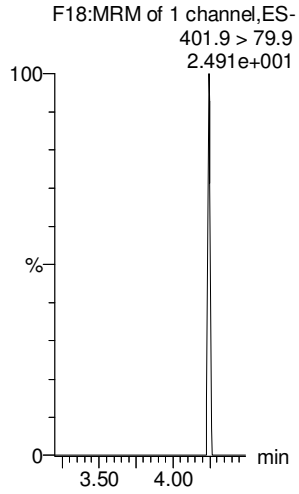

13C8-PFOA

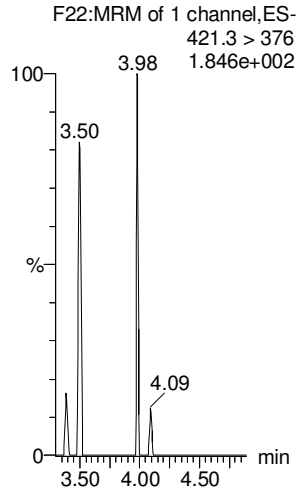

13C9-PFNA

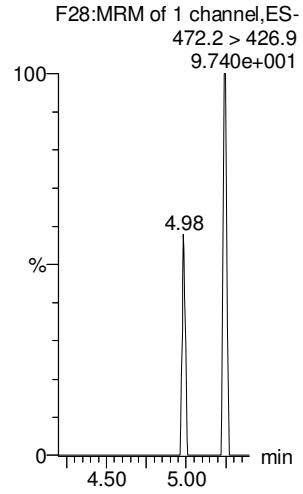

13C4-PFOS

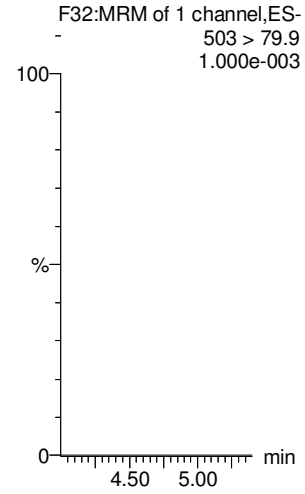

13C6-PFDA

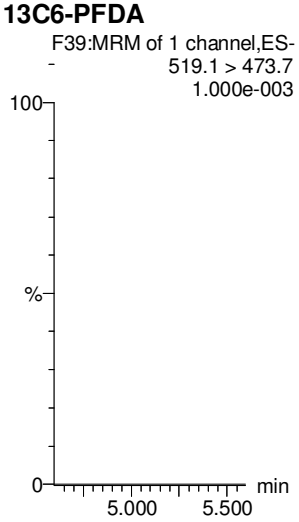

13C7-PFUdA

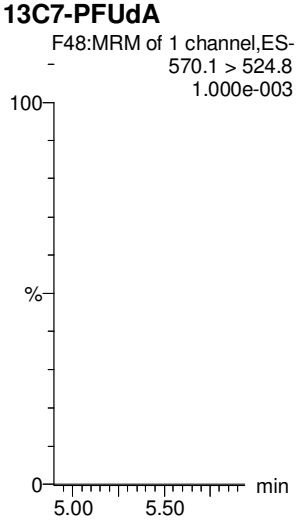

GM 3/1/2018

Vista Analytical Laboratory

Dataset: F:\Projects\PFAS.PRO\Results\180301M1\180301M1-CRV.qld

MJT 3/5/18

Last Altered: Saturday, March 03, 2018 05:10:16 Pacific Standard Time
Printed: Saturday, March 03, 2018 05:11:05 Pacific Standard Time

Method: F:\Projects\PFAS.PRO\MethDB\PFAS_FULL_80C_022718.mdb 28 Feb 2018 13:19:45
Calibration: F:\Projects\PFAS.PRO\CurveDB\C18_VAL-PFAS_Q4_03-01-18-FULL.cdb 03 Mar 2018 05:10:16

Compound name: PFBA
Correlation coefficient: r = 0.999933, r^2 = 0.999866
Calibration curve: 1.21518 * x + -0.0256219
Response type: Internal Std (Ref 34), Area * (IS Conc. / IS Area)
Curve type: Linear, Origin: Include, Weighting: 1/x, Axis trans: None

gm 3/3/18

	#	Name	Type	Std. Conc	RT	Area	IS Area	Response	Conc.	%Dev	Conc. Flag	CoD	CoD Flag	x=excluded
1	1	180301M1_2	Standard	0.250	1.46	135.658	6286.779	0.270	0.2	-2.8	NO	1.000	NO	MM
2	2	180301M1_3	Standard	0.500	1.45	266.757	6958.397	0.479	0.4	-16.9	NO	1.000	NO	MM
3	3	180301M1_4	Standard	1.000	1.45	721.749	6946.079	1.299	1.1	9.0	NO	1.000	NO	bb
4	4	180301M1_5	Standard	2.000	1.44	1460.232	6882.975	2.652	2.2	10.2	NO	1.000	NO	MM
5	5	180301M1_6	Standard	5.000	1.45	3164.139	6660.850	5.938	4.9	-1.8	NO	1.000	NO	MM
6	6	180301M1_7	Standard	10.000	1.44	5863.623	6222.417	11.779	9.7	-2.9	NO	1.000	NO	bb
7	7	180301M1_8	Standard	50.000	1.44	32314.246	6796.288	59.434	48.9	-2.1	NO	1.000	NO	MM
8	8	180301M1_9	Standard	100.000	1.45	61229.617	6412.225	119.361	98.2	-1.8	NO	1.000	NO	MM
9	9	180301M1_10	Standard	250.000	1.45	162441.047	6672.185	304.325	250.5	0.2	NO	1.000	NO	MM
10	10	180301M1_11	Standard	500.000	1.45	291507.344	5967.153	610.650	502.5	0.5	NO	1.000	NO	MM

Compound name: PFPeA
Correlation coefficient: r = 0.999732, r^2 = 0.999463
Calibration curve: 1.00597 * x + 0.00234598
Response type: Internal Std (Ref 35), Area * (IS Conc. / IS Area)
Curve type: Linear, Origin: Exclude, Weighting: 1/x, Axis trans: None

	#	Name	Type	Std. Conc	RT	Area	IS Area	Response	Conc.	%Dev	Conc. Flag	CoD	CoD Flag	x=excluded
1	1	180301M1_2	Standard	0.250	2.42	245.356	12365.768	0.248	0.2	-2.3	NO	0.999	NO	MM
2	2	180301M1_3	Standard	0.500	2.42	503.459	13322.704	0.472	0.5	-6.6	NO	0.999	NO	bb
3	3	180301M1_4	Standard	1.000	2.41	1147.483	12966.504	1.106	1.1	9.7	NO	0.999	NO	bb
4	4	180301M1_5	Standard	2.000	2.42	2135.908	13260.860	2.013	2.0	-0.0	NO	0.999	NO	bb
5	5	180301M1_6	Standard	5.000	2.42	5119.511	12760.613	5.015	5.0	-0.3	NO	0.999	NO	MM
6	6	180301M1_7	Standard	10.000	2.41	10018.637	12144.494	10.312	10.2	2.5	NO	0.999	NO	MM
7	7	180301M1_8	Standard	50.000	2.41	48048.945	12385.531	48.493	48.2	-3.6	NO	0.999	NO	MM
8	8	180301M1_9	Standard	100.000	2.42	98040.086	11897.310	103.007	102.4	2.4	NO	0.999	NO	MM
9	9	180301M1_10	Standard	250.000	2.42	242837.563	12462.676	243.565	242.1	-3.2	NO	0.999	NO	MM

Dataset: F:\Projects\PFAS.PRO\Results\180301M1\180301M1-CRV.qld

Last Altered: Saturday, March 03, 2018 05:10:16 Pacific Standard Time
Printed: Saturday, March 03, 2018 05:11:05 Pacific Standard Time

Compound name: PFPeA

	#	Name	Type	Std. Conc	RT	Area	IS Area	Response	Conc.	%Dev	Conc. Flag	CoD	CoD Flag	x=excluded
10	10	180301M1_11	Standard	500.000	2.41	410959.500	10071.927	510.031	507.0	1.4	NO	0.999	NO	MM

Compound name: PFBS
Coefficient of Determination: R^2 = 0.999738
Calibration curve: -0.0001083 * x^2 + 1.80781 * x + -0.110765
Response type: Internal Std (Ref 36), Area * (IS Conc. / IS Area)
Curve type: 2nd Order, Origin: Exclude, Weighting: 1/x, Axis trans: None

	#	Name	Type	Std. Conc	RT	Area	IS Area	Response	Conc.	%Dev	Conc. Flag	CoD	CoD Flag	x=excluded
1	1	180301M1_2	Standard	0.250	2.70	53.841	1714.972	0.392	0.3	11.3	NO	1.000	NO	MM
2	2	180301M1_3	Standard	0.500	2.69	98.916	1691.487	0.731	0.5	-6.9	NO	1.000	NO	bb
3	3	180301M1_4	Standard	1.000	2.68	242.299	1654.450	1.831	1.1	7.4	NO	1.000	NO	bb
4	4	180301M1_5	Standard	2.000	2.69	478.066	1621.268	3.686	2.1	5.0	NO	1.000	NO	MM
5	5	180301M1_6	Standard	5.000	2.70	1029.630	1622.102	7.934	4.5	-11.0	NO	1.000	NO	MM
6	6	180301M1_7	Standard	10.000	2.69	2138.917	1609.169	16.615	9.3	-7.4	NO	1.000	NO	bb
7	7	180301M1_8	Standard	50.000	2.68	11191.259	1565.804	89.341	49.6	-0.7	NO	1.000	NO	MM
8	8	180301M1_9	Standard	100.000	2.69	22311.174	1509.528	184.753	102.9	2.9	NO	1.000	NO	MM
9	9	180301M1_10	Standard	250.000	2.70	51515.148	1456.884	441.998	248.2	-0.7	NO	1.000	NO	MM
10	10	180301M1_11	Standard	500.000	2.69	88628.734	1262.763	877.329	500.4	0.1	NO	1.000	NO	MM

Compound name: 4:2 FTS
Coefficient of Determination: R^2 = 0.999555
Calibration curve: -9.45792e-005 * x^2 + 1.39095 * x + 0.0149965
Response type: Internal Std (Ref 36), Area * (IS Conc. / IS Area)
Curve type: 2nd Order, Origin: Exclude, Weighting: 1/x, Axis trans: None

	#	Name	Type	Std. Conc	RT	Area	IS Area	Response	Conc.	%Dev	Conc. Flag	CoD	CoD Flag	x=excluded
1	1	180301M1_2	Standard	0.250	3.10	50.905	1714.972	0.371	0.3	2.4	NO	1.000	NO	MM
2	2	180301M1_3	Standard	0.500	3.09	106.086	1691.487	0.784	0.6	10.6	NO	1.000	NO	bb
3	3	180301M1_4	Standard	1.000	3.08	181.856	1654.450	1.374	1.0	-2.3	NO	1.000	NO	bb
4	4	180301M1_5	Standard	2.000	3.09	354.889	1621.268	2.736	2.0	-2.2	NO	1.000	NO	bb
5	5	180301M1_6	Standard	5.000	3.10	798.517	1622.102	6.153	4.4	-11.7	NO	1.000	NO	bb
6	6	180301M1_7	Standard	10.000	3.09	1768.300	1609.169	13.736	9.9	-1.3	NO	1.000	NO	bb
7	7	180301M1_8	Standard	50.000	3.09	9027.716	1565.804	72.069	52.0	4.0	NO	1.000	NO	MM

Dataset: F:\Projects\PFAS.PRO\Results\180301M1\180301M1-CRV.qld

Last Altered: Saturday, March 03, 2018 05:10:16 Pacific Standard Time
Printed: Saturday, March 03, 2018 05:11:05 Pacific Standard Time

Compound name: 4:2 FTS

	#	Name	Type	Std. Conc	RT	Area	IS Area	Response	Conc.	%Dev	Conc. Flag	CoD	CoD Flag	x=excluded
8	8	180301M1_9	Standard	100.000	3.09	17111.162	1509.528	141.693	102.6	2.6	NO	1.000	NO	MM
9	9	180301M1_10	Standard	250.000	3.10	38839.133	1456.884	333.238	243.6	-2.6	NO	1.000	NO	bb
10	10	180301M1_11	Standard	500.000	3.09	68207.023	1262.763	675.176	502.6	0.5	NO	1.000	NO	bb

Compound name: PFHxA
Coefficient of Determination: R^2 = 0.999401
Calibration curve: -0.000167228 * x^2 + 1.53598 * x + 0.061558
Response type: Internal Std (Ref 37), Area * (IS Conc. / IS Area)
Curve type: 2nd Order, Origin: Include, Weighting: 1/x, Axis trans: None

	#	Name	Type	Std. Conc	RT	Area	IS Area	Response	Conc.	%Dev	Conc. Flag	CoD	CoD Flag	x=excluded
1	1	180301M1_2	Standard	0.250	3.19	309.128	3787.204	0.408	0.2	-9.7	NO	0.999	NO	bb
2	2	180301M1_3	Standard	0.500	3.18	635.117	3818.646	0.832	0.5	0.3	NO	0.999	NO	bb
3	3	180301M1_4	Standard	1.000	3.18	1247.199	3524.773	1.769	1.1	11.2	NO	0.999	NO	bb
4	4	180301M1_5	Standard	2.000	3.19	2459.177	3797.590	3.238	2.1	3.4	NO	0.999	NO	bb
5	5	180301M1_6	Standard	5.000	3.19	5797.657	3804.469	7.620	4.9	-1.5	NO	0.999	NO	bb
6	6	180301M1_7	Standard	10.000	3.18	11413.377	3334.226	17.115	11.1	11.2	NO	0.999	NO	MM
7	7	180301M1_8	Standard	50.000	3.18	60329.688	3732.596	80.815	52.9	5.8	NO	0.999	NO	MM
8	8	180301M1_9	Standard	100.000	3.19	103893.352	3575.754	145.275	95.5	-4.5	NO	0.999	NO	MM
9	9	180301M1_10	Standard	250.000	3.19	265609.688	3561.678	372.872	249.5	-0.2	NO	0.999	NO	MM
10	10	180301M1_11	Standard	500.000	3.18	488983.531	3360.802	727.480	500.9	0.2	NO	0.999	NO	MM

Compound name: PFPeS
Correlation coefficient: r = 0.999511, r^2 = 0.999022
Calibration curve: 1.97048 * x + -0.0874669
Response type: Internal Std (Ref 36), Area * (IS Conc. / IS Area)
Curve type: Linear, Origin: Exclude, Weighting: 1/x, Axis trans: None

	#	Name	Type	Std. Conc	RT	Area	IS Area	Response	Conc.	%Dev	Conc. Flag	CoD	CoD Flag	x=excluded
1	1	180301M1_2	Standard	0.250	3.39	50.239	1714.972	0.366	0.2	-7.9	NO	0.999	NO	MM
2	2	180301M1_3	Standard	0.500	3.39	112.011	1691.487	0.828	0.5	-7.1	NO	0.999	NO	bb
3	3	180301M1_4	Standard	1.000	3.38	233.117	1654.450	1.761	0.9	-6.2	NO	0.999	NO	bb
4	4	180301M1_5	Standard	2.000	3.39	599.905	1621.268	4.625	2.4	19.6	NO	0.999	NO	bb
5	5	180301M1_6	Standard	5.000	3.39	1320.434	1622.102	10.175	5.2	4.2	NO	0.999	NO	bb

Dataset: F:\Projects\PFAS.PRO\Results\180301M1\180301M1-CRV.qld

Last Altered: Saturday, March 03, 2018 05:10:16 Pacific Standard Time
Printed: Saturday, March 03, 2018 05:11:05 Pacific Standard Time

Compound name: PFPeS

	#	Name	Type	Std. Conc	RT	Area	IS Area	Response	Conc.	%Dev	Conc. Flag	CoD	CoD Flag	x=excluded
6	6	180301M1_7	Standard	10.000	3.38	2292.361	1609.169	17.807	9.1	-9.2	NO	0.999	NO	bb
7	7	180301M1_8	Standard	50.000	3.38	12515.984	1565.804	99.917	50.8	1.5	NO	0.999	NO	MM
8	8	180301M1_9	Standard	100.000	3.39	24927.375	1509.528	206.417	104.8	4.8	NO	0.999	NO	bb
9	9	180301M1_10	Standard	250.000	3.39	58963.379	1456.884	505.903	256.8	2.7	NO	0.999	NO	MM
10	10	180301M1_11	Standard	500.000	3.38	97152.781	1262.763	961.708	488.1	-2.4	NO	0.999	NO	MM

Compound name: PFHpA
Correlation coefficient: r = 0.999214, r^2 = 0.998428
Calibration curve: 1.37003 * x + -0.0299465
Response type: Internal Std (Ref 38), Area * (IS Conc. / IS Area)
Curve type: Linear, Origin: Exclude, Weighting: 1/x, Axis trans: None

	#	Name	Type	Std. Conc	RT	Area	IS Area	Response	Conc.	%Dev	Conc. Flag	CoD	CoD Flag	x=excluded
1	1	180301M1_2	Standard	0.250	3.81	251.998	8476.845	0.372	0.3	17.2	NO	0.998	NO	bb
2	2	180301M1_3	Standard	0.500	3.80	495.658	9463.217	0.655	0.5	-0.1	NO	0.998	NO	MM
3	3	180301M1_4	Standard	1.000	3.80	946.567	8861.947	1.335	1.0	-0.4	NO	0.998	NO	bb
4	4	180301M1_5	Standard	2.000	3.80	1955.142	9052.763	2.700	2.0	-0.4	NO	0.998	NO	bb
5	5	180301M1_6	Standard	5.000	3.81	4927.217	9795.044	6.288	4.6	-7.8	NO	0.998	NO	MM
6	6	180301M1_7	Standard	10.000	3.80	9441.985	9084.935	12.991	9.5	-5.0	NO	0.998	NO	bb
7	7	180301M1_8	Standard	50.000	3.79	45158.984	8543.293	66.074	48.2	-3.5	NO	0.998	NO	MM
8	8	180301M1_9	Standard	100.000	3.80	89408.023	7947.266	140.627	102.7	2.7	NO	0.998	NO	MM
9	9	180301M1_10	Standard	250.000	3.81	221058.953	8559.754	322.817	235.6	-5.7	NO	0.998	NO	MM
10	10	180301M1_11	Standard	500.000	3.80	380069.250	6743.052	704.557	514.3	2.9	NO	0.998	NO	MM

Vista Analytical Laboratory

Dataset: F:\Projects\PFAS.PRO\Results\180301M1\180301M1-CRV.qld

Last Altered: Saturday, March 03, 2018 05:24:54 Pacific Standard Time
Printed: Saturday, March 03, 2018 05:25:50 Pacific Standard Time

Method: F:\Projects\PFAS.PRO\MethDB\PFAS_FULL_80C_022718.mdb 28 Feb 2018 13:19:45
Calibration: F:\Projects\PFAS.PRO\CurveDB\C18_VAL-PFAS_Q4_03-01-18-FULL.cdb 03 Mar 2018 05:24:54

Compound name: L-PFHxS
Coefficient of Determination: R^2 = 0.999223
Calibration curve: 0.00128029 * x^2 + 1.60315 * x + 0.660702
Response type: Internal Std (Ref 39), Area * (IS Conc. / IS Area)
Curve type: 2nd Order, Origin: Exclude, Weighting: 1/x, Axis trans: None

	#	Name	Type	Std. Conc	RT	Area	IS Area	Response	Conc.	%Dev	Conc. Flag	CoD	CoD Flag	x=excluded
1	1	180301M1_2	Standard	0.250	3.96	57.637	1054.533	0.683	0.0	-94.4	YES	0.999	NO	MMX
2	2	180301M1_3	Standard	0.500	3.95	71.996	1224.092	0.735	0.0	-90.7	YES	0.999	NO	MMX
3	3	180301M1_4	Standard	1.000	3.94	189.406	1204.419	1.966	0.8	-18.6	NO	0.999	NO	MM
4	4	180301M1_5	Standard	2.000	3.95	344.175	1163.666	3.697	1.9	-5.4	NO	0.999	NO	MM
5	5	180301M1_6	Standard	5.000	3.96	890.283	1078.241	10.321	6.0	19.9	NO	0.999	NO	MM
6	6	180301M1_7	Standard	10.000	3.95	1522.598	1082.008	17.590	10.5	4.7	NO	0.999	NO	MM
7	7	180301M1_8	Standard	50.000	3.95	8605.534	1255.073	85.708	51.0	1.9	NO	0.999	NO	MM
8	8	180301M1_9	Standard	100.000	3.95	15853.970	1176.479	168.447	97.1	-2.9	NO	0.999	NO	MM
9	9	180301M1_10	Standard	250.000	3.96	38320.910	991.333	483.199	250.8	0.3	NO	0.999	NO	MM
10	10	180301M1_11	Standard	500.000	3.95	70201.594	990.943	885.540	414.7	-17.1	NO	0.999	NO	MMX

Compound name: 6:2 FTS
Coefficient of Determination: R^2 = 0.996330
Calibration curve: 5.72594e-005 * x^2 + 0.17718 * x + 0.0436809
Response type: Internal Std (Ref 40), Area * (IS Conc. / IS Area)
Curve type: 2nd Order, Origin: Include, Weighting: 1/x, Axis trans: None

	#	Name	Type	Std. Conc	RT	Area	IS Area	Response	Conc.	%Dev	Conc. Flag	CoD	CoD Flag	x=excluded
1	1	180301M1_2	Standard	0.250	4.28	35.845	14065.086	0.032			NO	0.996	NO	MMXI
2	2	180301M1_3	Standard	0.500	4.27	138.375	13570.739	0.127	0.5	-5.4	NO	0.996	NO	bb
3	3	180301M1_4	Standard	1.000	4.27	249.441	13951.717	0.223	1.0	1.4	NO	0.996	NO	bb
4	4	180301M1_5	Standard	2.000	4.28	584.407	15361.831	0.476	2.4	21.8	NO	0.996	NO	bb
5	5	180301M1_6	Standard	5.000	4.28	1074.214	15073.758	0.891	4.8	-4.5	NO	0.996	NO	bb
6	6	180301M1_7	Standard	10.000	4.28	2368.426	12984.561	2.280	12.6	25.7	NO	0.996	NO	bb
7	7	180301M1_8	Standard	50.000	4.27	12267.751	14714.071	10.422	57.5	15.0	NO	0.996	NO	bb
8	8	180301M1_9	Standard	100.000	4.28	20133.938	13559.312	18.561	101.2	1.2	NO	0.996	NO	MM
9	9	180301M1_10	Standard	250.000	4.28	51324.082	14544.747	44.109	231.4	-7.4	NO	0.996	NO	MM
10	10	180301M1_11	Standard	500.000	4.27	98072.203	11713.109	104.661	507.3	1.5	NO	0.996	NO	MM

Dataset: F:\Projects\PFAS.PRO\Results\180301M1\180301M1-CRV.qld

Last Altered: Saturday, March 03, 2018 05:10:16 Pacific Standard Time
Printed: Saturday, March 03, 2018 05:11:05 Pacific Standard Time

Compound name: L-PFOA
Correlation coefficient: r = 0.999526, r^2 = 0.999052
Calibration curve: 0.967604 * x + 0.0816853
Response type: Internal Std (Ref 40), Area * (IS Conc. / IS Area)
Curve type: Linear, Origin: Exclude, Weighting: 1/x, Axis trans: None

	#	Name	Type	Std. Conc	RT	Area	IS Area	Response	Conc.	%Dev	Conc. Flag	CoD	CoD Flag	x=excluded
1	1	180301M1_2	Standard	0.250	4.34	305.118	14065.086	0.271	0.2	-21.7	NO	0.999	NO	bb
2	2	180301M1_3	Standard	0.500	4.33	584.660	13570.739	0.539	0.5	-5.6	NO	0.999	NO	bb
3	3	180301M1_4	Standard	1.000	4.32	1282.137	13951.717	1.149	1.1	10.3	NO	0.999	NO	bb
4	4	180301M1_5	Standard	2.000	4.33	2575.411	15361.831	2.096	2.1	4.1	NO	0.999	NO	bb
5	5	180301M1_6	Standard	5.000	4.34	5770.047	15073.758	4.785	4.9	-2.8	NO	0.999	NO	bb
6	6	180301M1_7	Standard	10.000	4.32	10780.984	12984.561	10.379	10.6	6.4	NO	0.999	NO	bb
7	7	180301M1_8	Standard	50.000	4.32	63838.750	14714.071	54.233	56.0	11.9	NO	0.999	NO	MM
8	8	180301M1_9	Standard	100.000	4.33	103285.234	13559.312	95.216	98.3	-1.7	NO	0.999	NO	MM
9	9	180301M1_10	Standard	250.000	4.34	281551.250	14544.747	241.970	250.0	-0.0	NO	0.999	NO	bb
10	10	180301M1_11	Standard	500.000	4.32	449002.719	11713.109	479.167	495.1	-1.0	NO	0.999	NO	MM

Compound name: PFHpS
Coefficient of Determination: R^2 = 0.998869
Calibration curve: -5.90696e-005 * x^2 + 0.236416 * x + 0.00450455
Response type: Internal Std (Ref 40), Area * (IS Conc. / IS Area)
Curve type: 2nd Order, Origin: Exclude, Weighting: 1/x, Axis trans: None

	#	Name	Type	Std. Conc	RT	Area	IS Area	Response	Conc.	%Dev	Conc. Flag	CoD	CoD Flag	x=excluded
1	1	180301M1_2	Standard	0.250	4.45	51.803	14065.086	0.046	0.2	-29.7	NO	0.999	NO	MM
2	2	180301M1_3	Standard	0.500	4.44	121.503	13570.739	0.112	0.5	-9.1	NO	0.999	NO	MM
3	3	180301M1_4	Standard	1.000	4.44	330.637	13951.717	0.296	1.2	23.4	NO	0.999	NO	bb
4	4	180301M1_5	Standard	2.000	4.44	581.020	15361.831	0.473	2.0	-0.9	NO	0.999	NO	bb
5	5	180301M1_6	Standard	5.000	4.44	1346.987	15073.758	1.117	4.7	-5.8	NO	0.999	NO	bb
6	6	180301M1_7	Standard	10.000	4.44	3016.936	12984.561	2.904	12.3	23.0	NO	0.999	NO	bb
7	7	180301M1_8	Standard	50.000	4.43	13649.974	14714.071	11.596	49.6	-0.7	NO	0.999	NO	MM
8	8	180301M1_9	Standard	100.000	4.44	25504.992	13559.312	23.512	102.0	2.0	NO	0.999	NO	MM
9	9	180301M1_10	Standard	250.000	4.44	62671.105	14544.747	53.861	242.5	-3.0	NO	0.999	NO	MM
10	10	180301M1_11	Standard	500.000	4.44	97574.805	11713.109	104.130	503.9	0.8	NO	0.999	NO	MM

Dataset: F:\Projects\PFAS.PRO\Results\180301M1\180301M1-CRV.qld

Last Altered: Saturday, March 03, 2018 05:10:16 Pacific Standard Time
Printed: Saturday, March 03, 2018 05:11:05 Pacific Standard Time

Compound name: PFNA
Coefficient of Determination: R^2 = 0.999673
Calibration curve: -0.00096212 * x^2 + 1.44117 * x + -0.0367972
Response type: Internal Std (Ref 41), Area * (IS Conc. / IS Area)
Curve type: 2nd Order, Origin: Exclude, Weighting: 1/x, Axis trans: None

	#	Name	Type	Std. Conc	RT	Area	IS Area	Response	Conc.	%Dev	Conc. Flag	CoD	CoD Flag	x=excluded
1	1	180301M1_2	Standard	0.250	4.78	296.057	10980.739	0.337	0.3	3.8	NO	1.000	NO	bb
2	2	180301M1_3	Standard	0.500	4.77	606.913	10286.331	0.738	0.5	7.5	NO	1.000	NO	bb
3	3	180301M1_4	Standard	1.000	4.76	1245.287	11316.348	1.376	1.0	-1.9	NO	1.000	NO	bb
4	4	180301M1_5	Standard	2.000	4.77	2777.847	11950.156	2.906	2.0	2.2	NO	1.000	NO	bb
5	5	180301M1_6	Standard	5.000	4.78	6551.431	12301.189	6.657	4.7	-6.8	NO	1.000	NO	MM
6	6	180301M1_7	Standard	10.000	4.76	11311.691	10657.583	13.267	9.3	-7.1	NO	1.000	NO	MM
7	7	180301M1_8	Standard	50.000	4.76	59706.488	10470.964	71.276	51.2	2.5	NO	1.000	NO	MM
8	8	180301M1_9	Standard	100.000	4.77	114508.359	10642.840	134.490	100.0	0.0	NO	1.000	NO	bb
9	9	180301M1_10	Standard	250.000	4.78	265976.781	11088.648	299.830	249.7	-0.1	NO	1.000	NO	MM
10	10	180301M1_11	Standard	500.000	4.76	569968.375	9629.197	739.896			NO	1.000	NO	MMXI

Compound name: PFOSA
Correlation coefficient: r = 0.996929, r^2 = 0.993868
Calibration curve: 1.06783 * x + -0.0152718
Response type: Internal Std (Ref 42), Area * (IS Conc. / IS Area)
Curve type: Linear, Origin: Exclude, Weighting: 1/x, Axis trans: None

	#	Name	Type	Std. Conc	RT	Area	IS Area	Response	Conc.	%Dev	Conc. Flag	CoD	CoD Flag	x=excluded
1	1	180301M1_2	Standard	0.250	4.84	64.754	3122.339	0.259	0.3	2.8	NO	0.994	NO	bb
2	2	180301M1_3	Standard	0.500	4.83	144.831	2975.654	0.608	0.6	16.8	NO	0.994	NO	bb
3	3	180301M1_4	Standard	1.000	4.83	270.277	3549.686	0.952	0.9	-9.4	NO	0.994	NO	bb
4	4	180301M1_5	Standard	2.000	4.83	652.958	3856.607	2.116	2.0	-0.2	NO	0.994	NO	MM
5	5	180301M1_6	Standard	5.000	4.84	1289.733	3514.271	4.587	4.3	-13.8	NO	0.994	NO	bb
6	6	180301M1_7	Standard	10.000	4.83	3085.219	3264.274	11.814	11.1	10.8	NO	0.994	NO	MM
7	7	180301M1_8	Standard	50.000	4.83	13911.107	3510.666	49.532	46.4	-7.2	NO	0.994	NO	MM
8	8	180301M1_9	Standard	100.000	4.84	23547.014	3001.923	98.050	91.8	-8.2	NO	0.994	NO	MM
9	9	180301M1_10	Standard	250.000	4.84	60896.184	2542.120	299.436	280.4	12.2	NO	0.994	NO	bb
10	10	180301M1_11	Standard	500.000	4.83	99631.414	2425.020	513.560	481.0	-3.8	NO	0.994	NO	MM

Dataset: F:\Projects\PFAS.PRO\Results\180301M1\180301M1-CRV.qld

Last Altered: Saturday, March 03, 2018 05:10:16 Pacific Standard Time
Printed: Saturday, March 03, 2018 05:11:05 Pacific Standard Time

Compound name: L-PFOS
Correlation coefficient: r = 0.997880, r^2 = 0.995765
Calibration curve: 1.10479 * x + 0.0220104
Response type: Internal Std (Ref 43), Area * (IS Conc. / IS Area)
Curve type: Linear, Origin: Exclude, Weighting: 1/x, Axis trans: None

	#	Name	Type	Std. Conc	RT	Area	IS Area	Response	Conc.	%Dev	Conc. Flag	CoD	CoD Flag	x=excluded
1	1	180301M1_2	Standard	0.250	4.85	89.171	3696.443	0.302	0.3	1.2	NO	0.996	NO	MM
2	2	180301M1_3	Standard	0.500	4.85	169.439	3351.062	0.632	0.6	10.4	NO	0.996	NO	MM
3	3	180301M1_4	Standard	1.000	4.84	355.173	3584.908	1.238	1.1	10.1	NO	0.996	NO	MM
4	4	180301M1_5	Standard	2.000	4.85	578.526	3753.576	1.927	1.7	-13.8	NO	0.996	NO	MM
5	5	180301M1_6	Standard	5.000	4.86	1407.449	3361.240	5.234	4.7	-5.6	NO	0.996	NO	MM
6	6	180301M1_7	Standard	10.000	4.85	2956.756	3438.096	10.750	9.7	-2.9	NO	0.996	NO	MM
7	7	180301M1_8	Standard	50.000	4.84	13835.647	3502.931	49.372	44.7	-10.7	NO	0.996	NO	MM
8	8	180301M1_9	Standard	100.000	4.85	28217.340	2755.735	127.994	115.8	15.8	NO	0.996	NO	MM
9	9	180301M1_10	Standard	250.000	4.85	65539.914	3129.026	261.822	237.0	-5.2	NO	0.996	NO	MM
10	10	180301M1_11	Standard	500.000	4.85	119348.211	2683.294	555.978	503.2	0.6	NO	0.996	NO	MM

Compound name: PFDA
Coefficient of Determination: R^2 = 0.997944
Calibration curve: -0.00034341 * x^2 + 1.4956 * x + -0.0888583
Response type: Internal Std (Ref 44), Area * (IS Conc. / IS Area)
Curve type: 2nd Order, Origin: Exclude, Weighting: 1/x, Axis trans: None

	#	Name	Type	Std. Conc	RT	Area	IS Area	Response	Conc.	%Dev	Conc. Flag	CoD	CoD Flag	x=excluded
1	1	180301M1_2	Standard	0.250	5.15	389.910	12822.903	0.380	0.3	25.4	NO	0.998	NO	bb
2	2	180301M1_3	Standard	0.500	5.15	761.650	12881.018	0.739	0.6	10.7	NO	0.998	NO	bb
3	3	180301M1_4	Standard	1.000	5.14	1194.680	11452.913	1.304	0.9	-6.9	NO	0.998	NO	MM
4	4	180301M1_5	Standard	2.000	5.15	3038.890	13884.592	2.736	1.9	-5.5	NO	0.998	NO	bb
5	5	180301M1_6	Standard	5.000	5.15	6874.391	12813.107	6.706	4.5	-9.0	NO	0.998	NO	bb
6	6	180301M1_7	Standard	10.000	5.15	12174.607	11921.728	12.765	8.6	-13.9	NO	0.998	NO	MM
7	7	180301M1_8	Standard	50.000	5.14	66152.906	10989.300	75.247	51.0	1.9	NO	0.998	NO	bd
8	8	180301M1_9	Standard	100.000	5.15	134541.344	12425.440	135.349	92.5	-7.5	NO	0.998	NO	bd
9	9	180301M1_10	Standard	250.000	5.15	300541.719	10085.922	372.477	265.3	6.1	NO	0.998	NO	bd
10	10	180301M1_11	Standard	500.000	5.14	571950.938	10934.418	653.842	493.1	-1.4	NO	0.998	NO	bd

Vista Analytical Laboratory

Dataset: F:\Projects\PFAS.PRO\Results\180301M1\180301M1-CRV.qld

Last Altered: Monday, March 05, 2018 08:17:35 Pacific Standard Time
Printed: Monday, March 05, 2018 08:19:39 Pacific Standard Time

Method: F:\Projects\PFAS.PRO\MethDB\PFAS_FULL_80C_022718.mdb 28 Feb 2018 13:19:45
Calibration: F:\Projects\PFAS.PRO\CurveDB\C18_VAL-PFAS_Q4_03-01-18-FULL.cdb 05 Mar 2018 08:17:35

Compound name: 8:2 FTS
Coefficient of Determination: R^2 = 0.999048
Calibration curve: -5.52562e-006 * x^2 + 0.206679 * x + 0.0472478
Response type: Internal Std (Ref 40), Area * (IS Conc. / IS Area)
Curve type: 2nd Order, Origin: Include, Weighting: 1/x, Axis trans: None

	#	Name	Type	Std. Conc	RT	Area	IS Area	Response	Conc.	%Dev	Conc. Flag	CoD	CoD Flag	x=excluded
1	1	180301M1_2	Standard	0.250	5.13	42.385	14065.086	0.038			NO	0.999	NO	MMXI
2	2	180301M1_3	Standard	0.500	5.11	166.839	13570.739	0.154	0.5	3.0	NO	0.999	NO	bb
3	3	180301M1_4	Standard	1.000	5.11	342.088	13951.717	0.306	1.3	25.4	NO	0.999	NO	bb
4	4	180301M1_5	Standard	2.000	5.12	541.099	15361.831	0.440	1.9	-4.9	NO	0.999	NO	bb
5	5	180301M1_6	Standard	5.000	5.12	1356.505	15073.758	1.125	5.2	4.3	NO	0.999	NO	bb
6	6	180301M1_7	Standard	10.000	5.11	2528.957	12984.561	2.435	11.6	15.5	NO	0.999	NO	MM
7	7	180301M1_8	Standard	50.000	5.11	12796.081	14714.071	10.871	52.4	4.9	NO	0.999	NO	MM
8	8	180301M1_9	Standard	100.000	5.12	22418.646	13559.312	20.667	100.0	0.0	NO	0.999	NO	MM
9	9	180301M1_10	Standard	250.000	5.12	57790.691	14544.747	49.666	241.6	-3.3	NO	0.999	NO	bb
10	10	180301M1_11	Standard	500.000	5.11	96328.086	11713.109	102.799	503.9	0.8	NO	0.999	NO	MM

Compound name: PFNS
Coefficient of Determination: R^2 = 0.996592
Calibration curve: -0.000247687 * x^2 + 0.933776 * x + -0.0403232
Response type: Internal Std (Ref 43), Area * (IS Conc. / IS Area)
Curve type: 2nd Order, Origin: Exclude, Weighting: 1/x, Axis trans: None

	#	Name	Type	Std. Conc	RT	Area	IS Area	Response	Conc.	%Dev	Conc. Flag	CoD	CoD Flag	x=excluded
1	1	180301M1_2	Standard	0.250	5.21	38.575	3696.443	0.130	0.2	-26.8	NO	0.997	NO	MMX
2	2	180301M1_3	Standard	0.500	5.21	146.026	3351.062	0.545	0.6	25.3	NO	0.997	NO	MM
3	3	180301M1_4	Standard	1.000	5.21	217.955	3584.908	0.760	0.9	-14.3	NO	0.997	NO	MM
4	4	180301M1_5	Standard	2.000	5.21	542.925	3753.576	1.808	2.0	-1.0	NO	0.997	NO	MM
5	5	180301M1_6	Standard	5.000	5.21	1268.198	3361.240	4.716	5.1	2.0	NO	0.997	NO	MM
6	6	180301M1_7	Standard	10.000	5.20	2111.757	3438.096	7.678	8.3	-17.2	NO	0.997	NO	MM
7	7	180301M1_8	Standard	50.000	5.20	12608.370	3502.931	44.992	48.9	-2.3	NO	0.997	NO	MM
8	8	180301M1_9	Standard	100.000	5.21	22442.521	2755.735	101.799	112.4	12.4	NO	0.997	NO	MM
9	9	180301M1_10	Standard	250.000	5.21	51389.672	3129.026	205.294	234.5	-6.2	NO	0.997	NO	MM
10	10	180301M1_11	Standard	500.000	5.21	87837.703	2683.294	409.188	506.2	1.2	NO	0.997	NO	MM

Vista Analytical Laboratory

Dataset: F:\Projects\PFAS.PRO\Results\180301M1\180301M1-CRV.qld

Last Altered: Saturday, March 03, 2018 05:10:16 Pacific Standard Time
Printed: Saturday, March 03, 2018 05:11:05 Pacific Standard Time

Compound name: N-MeFOSAA
Coefficient of Determination: R^2 = 0.998328
Calibration curve: -0.000367023 * x^2 + 1.50008 * x + -0.201302
Response type: Internal Std (Ref 45), Area * (IS Conc. / IS Area)
Curve type: 2nd Order, Origin: Include, Weighting: 1/x, Axis trans: None

	#	Name	Type	Std. Conc	RT	Area	IS Area	Response	Conc.	%Dev	Conc. Flag	CoD	CoD Flag	x=excluded
1	1	180301M1_2	Standard	0.250	5.31	87.007	5325.746	0.204	0.3	8.1	NO	0.998	NO	bb
2	2	180301M1_3	Standard	0.500	5.30	183.248	5552.029	0.413	0.4	-18.1	NO	0.998	NO	bb
3	3	180301M1_4	Standard	1.000	5.29	585.730	6131.177	1.194	0.9	-7.0	NO	0.998	NO	bb
4	4	180301M1_5	Standard	2.000	5.30	1298.840	6101.043	2.661	1.9	-4.5	NO	0.998	NO	bb
5	5	180301M1_6	Standard	5.000	5.30	2525.429	5737.662	5.502	3.8	-23.9	NO	0.998	NO	MM
6	6	180301M1_7	Standard	10.000	5.29	6212.387	5563.671	13.957	9.5	-5.4	NO	0.998	NO	MM
7	7	180301M1_8	Standard	50.000	5.29	29608.037	5190.762	71.300	48.2	-3.5	NO	0.998	NO	bb
8	8	180301M1_9	Standard	100.000	5.30	54271.961	4812.808	140.957	96.4	-3.6	NO	0.998	NO	MM
9	9	180301M1_10	Standard	250.000	5.30	135935.922	4584.626	370.630	264.3	5.7	NO	0.998	NO	MM
10	10	180301M1_11	Standard	500.000	5.30	220822.406	4246.339	650.038	492.9	-1.4	NO	0.998	NO	MM

Compound name: N-EtFOSAA
Coefficient of Determination: R^2 = 0.999538
Calibration curve: 0.000106014 * x^2 + 0.966433 * x + 0.00598936
Response type: Internal Std (Ref 46), Area * (IS Conc. / IS Area)
Curve type: 2nd Order, Origin: Include, Weighting: 1/x, Axis trans: None

	#	Name	Type	Std. Conc	RT	Area	IS Area	Response	Conc.	%Dev	Conc. Flag	CoD	CoD Flag	x=excluded
1	1	180301M1_2	Standard	0.250	5.47	144.541	6104.505	0.296	0.3	20.0	NO	1.000	NO	bb
2	2	180301M1_3	Standard	0.500	5.45	229.996	5753.462	0.500	0.5	2.2	NO	1.000	NO	bb
3	3	180301M1_4	Standard	1.000	5.46	449.484	6360.894	0.883	0.9	-9.2	NO	1.000	NO	bb
4	4	180301M1_5	Standard	2.000	5.46	727.960	5862.503	1.552	1.6	-20.0	NO	1.000	NO	bb
5	5	180301M1_6	Standard	5.000	5.46	2247.923	6225.583	4.513	4.7	-6.8	NO	1.000	NO	MM
6	6	180301M1_7	Standard	10.000	5.45	5243.269	5873.237	11.159	11.5	15.3	NO	1.000	NO	bb
7	7	180301M1_8	Standard	50.000	5.45	21932.760	5463.563	50.180	51.6	3.2	NO	1.000	NO	bb
8	8	180301M1_9	Standard	100.000	5.46	38373.723	5000.331	95.928	98.2	-1.8	NO	1.000	NO	MM
9	9	180301M1_10	Standard	250.000	5.46	97658.953	4945.935	246.816	248.6	-0.6	NO	1.000	NO	MM
10	10	180301M1_11	Standard	500.000	5.45	172862.234	4231.750	510.611	500.8	0.2	NO	1.000	NO	MM

Dataset: F:\Projects\PFAS.PRO\Results\180301M1\180301M1-CRV.qld

Last Altered: Saturday, March 03, 2018 05:10:16 Pacific Standard Time
Printed: Saturday, March 03, 2018 05:11:05 Pacific Standard Time

Compound name: PFUdA
Coefficient of Determination: R^2 = 0.999538
Calibration curve: -0.000236603 * x^2 + 1.05753 * x + -0.0119524
Response type: Internal Std (Ref 47), Area * (IS Conc. / IS Area)
Curve type: 2nd Order, Origin: Exclude, Weighting: 1/x, Axis trans: None

	#	Name	Type	Std. Conc	RT	Area	IS Area	Response	Conc.	%Dev	Conc. Flag	CoD	CoD Flag	x=excluded
1	1	180301M1_2	Standard	0.250	5.48	305.914	16576.887	0.231	0.2	-8.2	NO	1.000	NO	bb
2	2	180301M1_3	Standard	0.500	5.47	554.018	15377.665	0.450	0.4	-12.6	NO	1.000	NO	bb
3	3	180301M1_4	Standard	1.000	5.47	1371.983	13273.690	1.292	1.2	23.3	NO	1.000	NO	bb
4	4	180301M1_5	Standard	2.000	5.47	2897.488	16384.205	2.211	2.1	5.1	NO	1.000	NO	bb
5	5	180301M1_6	Standard	5.000	5.47	5965.454	15134.521	4.927	4.7	-6.5	NO	1.000	NO	MM
6	6	180301M1_7	Standard	10.000	5.47	11928.685	13745.954	10.847	10.3	2.9	NO	1.000	NO	MM
7	7	180301M1_8	Standard	50.000	5.47	51475.262	12956.695	49.661	47.5	-5.0	NO	1.000	NO	MM
8	8	180301M1_9	Standard	100.000	5.48	104736.586	12777.180	102.464	99.1	-0.9	NO	1.000	NO	MM
9	9	180301M1_10	Standard	250.000	5.48	252705.500	12373.797	255.283	256.1	2.4	NO	1.000	NO	MM
10	10	180301M1_11	Standard	500.000	5.47	471807.594	12623.556	467.190	497.1	-0.6	NO	1.000	NO	MM

Compound name: PFDS
Coefficient of Determination: R^2 = 0.999378
Calibration curve: -0.000168442 * x^2 + 0.285232 * x + -0.0186889
Response type: Internal Std (Ref 47), Area * (IS Conc. / IS Area)
Curve type: 2nd Order, Origin: Exclude, Weighting: 1/x, Axis trans: None

	#	Name	Type	Std. Conc	RT	Area	IS Area	Response	Conc.	%Dev	Conc. Flag	CoD	CoD Flag	x=excluded
1	1	180301M1_2	Standard	0.250	5.52	72.228	16576.887	0.054	0.3	2.6	NO	0.999	NO	bb
2	2	180301M1_3	Standard	0.500	5.52	117.052	15377.665	0.095	0.4	-20.2	NO	0.999	NO	bb
3	3	180301M1_4	Standard	1.000	5.51	372.191	13273.690	0.350	1.3	29.5	NO	0.999	NO	bb
4	4	180301M1_5	Standard	2.000	5.52	778.823	16384.205	0.594	2.2	7.6	NO	0.999	NO	bb
5	5	180301M1_6	Standard	5.000	5.53	1408.711	15134.521	1.163	4.2	-16.9	NO	0.999	NO	bb
6	6	180301M1_7	Standard	10.000	5.52	2915.837	13745.954	2.652	9.4	-5.9	NO	0.999	NO	MM
7	7	180301M1_8	Standard	50.000	5.51	14751.914	12956.695	14.232	51.5	3.1	NO	0.999	NO	bb
8	8	180301M1_9	Standard	100.000	5.52	27659.584	12777.180	27.060	101.0	1.0	NO	0.999	NO	bb
9	9	180301M1_10	Standard	250.000	5.53	59630.488	12373.797	60.239	247.4	-1.0	NO	0.999	NO	bb
10	10	180301M1_11	Standard	500.000	5.52	101659.477	12623.556	100.664	501.5	0.3	NO	0.999	NO	MM

Dataset: F:\Projects\PFAS.PRO\Results\180301M1\180301M1-CRV.qld

Last Altered: Saturday, March 03, 2018 05:10:16 Pacific Standard Time
Printed: Saturday, March 03, 2018 05:11:05 Pacific Standard Time

Compound name: PFDoA
Coefficient of Determination: R^2 = 0.993413
Calibration curve: -0.000423255 * x^2 + 1.34335 * x + -0.0396021
Response type: Internal Std (Ref 48), Area * (IS Conc. / IS Area)
Curve type: 2nd Order, Origin: Exclude, Weighting: 1/x, Axis trans: None

	#	Name	Type	Std. Conc	RT	Area	IS Area	Response	Conc.	%Dev	Conc. Flag	CoD	CoD Flag	x=excluded
1	1	180301M1_2	Standard	0.250	5.77	310.345	15442.216	0.251	0.2	-13.4	NO	0.993	NO	bb
2	2	180301M1_3	Standard	0.500	5.76	666.939	11919.504	0.699	0.6	10.0	NO	0.993	NO	bb
3	3	180301M1_4	Standard	1.000	5.75	1411.515	12353.530	1.428	1.1	9.3	NO	0.993	NO	bb
4	4	180301M1_5	Standard	2.000	5.76	2704.145	12168.458	2.778	2.1	4.9	NO	0.993	NO	bb
5	5	180301M1_6	Standard	5.000	5.76	6000.544	15522.450	4.832	3.6	-27.4	NO	0.993	NO	MM
6	6	180301M1_7	Standard	10.000	5.75	12498.354	11707.082	13.345	10.0	-0.0	NO	0.993	NO	MM
7	7	180301M1_8	Standard	50.000	5.76	68659.461	10268.462	83.581	63.5	27.0	NO	0.993	NO	MM
8	8	180301M1_9	Standard	100.000	5.76	129569.016	13304.902	121.731	93.4	-6.6	NO	0.993	NO	MM
9	9	180301M1_10	Standard	250.000	5.76	287817.156	12227.076	294.242	236.7	-5.3	NO	0.993	NO	MM
10	10	180301M1_11	Standard	500.000	5.76	509688.031	11112.972	573.303	508.2	1.6	NO	0.993	NO	MM

Compound name: N-MeFOSA
Correlation coefficient: r = 0.998917, r^2 = 0.997835
Calibration curve: 0.994576 * x + 0.438959
Response type: Internal Std (Ref 49), Area * (IS Conc. / IS Area)
Curve type: Linear, Origin: Include, Weighting: 1/x, Axis trans: None

	#	Name	Type	Std. Conc	RT	Area	IS Area	Response	Conc.	%Dev	Conc. Flag	CoD	CoD Flag	x=excluded
1	1	180301M1_2	Standard	1.250	5.98	186.714	19430.975	1.441	1.0	-19.4	NO	0.998	NO	bb
2	2	180301M1_3	Standard	2.500	5.96	383.161	19963.918	2.879	2.5	-1.9	NO	0.998	NO	MM
3	3	180301M1_4	Standard	5.000	5.96	777.951	20908.160	5.581	5.2	3.4	NO	0.998	NO	bb
4	4	180301M1_5	Standard	10.000	5.97	1623.659	19626.619	12.409	12.0	20.4	NO	0.998	NO	bb
5	5	180301M1_6	Standard	25.000	5.98	3569.793	19976.902	26.804	26.5	6.0	NO	0.998	NO	MM
6	6	180301M1_7	Standard	50.000	5.96	7478.803	19503.240	57.520	57.4	14.8	NO	0.998	NO	MM
7	7	180301M1_8	Standard	250.000	5.96	35522.484	20458.707	260.445	261.4	4.6	NO	0.998	NO	MM
8	8	180301M1_9	Standard	500.000	5.98	69486.766	19000.861	548.555	551.1	10.2	NO	0.998	NO	MM
9	9	180301M1_10	Standard	1250.000	5.98	158205.500	19039.311	1246.412	1252.8	0.2	NO	0.998	NO	MM
10	10	180301M1_11	Standard	2500.000	5.96	270487.344	16827.104	2411.176	2423.9	-3.0	NO	0.998	NO	MM

Dataset: F:\Projects\PFAS.PRO\Results\180301M1\180301M1-CRV.qld

Last Altered: Saturday, March 03, 2018 05:10:16 Pacific Standard Time
Printed: Saturday, March 03, 2018 05:11:05 Pacific Standard Time

Compound name: PFTrDA
Coefficient of Determination: R^2 = 0.997006
Calibration curve: -0.000880373 * x^2 + 1.53263 * x + -0.0775313
Response type: Internal Std (Ref 48), Area * (IS Conc. / IS Area)
Curve type: 2nd Order, Origin: Exclude, Weighting: 1/x, Axis trans: None

	#	Name	Type	Std. Conc	RT	Area	IS Area	Response	Conc.	%Dev	Conc. Flag	CoD	CoD Flag	x=excluded
1	1	180301M1_2	Standard	0.250	6.01	283.584	15442.216	0.230	0.2	-19.8	NO	0.997	NO	bb
2	2	180301M1_3	Standard	0.500	6.00	797.691	11919.504	0.837	0.6	19.3	NO	0.997	NO	bb
3	3	180301M1_4	Standard	1.000	6.00	1583.673	12353.530	1.602	1.1	9.7	NO	0.997	NO	bb
4	4	180301M1_5	Standard	2.000	6.01	2973.294	12168.458	3.054	2.0	2.3	NO	0.997	NO	bb
5	5	180301M1_6	Standard	5.000	6.01	6972.146	15522.450	5.615	3.7	-25.6	NO	0.997	NO	MM
6	6	180301M1_7	Standard	10.000	6.00	14996.301	11707.082	16.012	10.6	5.6	NO	0.997	NO	MM
7	7	180301M1_8	Standard	50.000	6.00	70159.586	10268.462	85.407	57.7	15.4	NO	0.997	NO	MM
8	8	180301M1_9	Standard	100.000	6.01	146035.859	13304.902	137.201	94.7	-5.3	NO	0.997	NO	MM
9	9	180301M1_10	Standard	250.000	6.01	314247.469	12227.076	321.262	243.8	-2.5	NO	0.997	NO	MM
10	10	180301M1_11	Standard	500.000	6.00	488860.344	11112.972	549.876	505.8	1.2	NO	0.997	NO	MM

Compound name: PFTeDA
Coefficient of Determination: R^2 = 0.993273
Calibration curve: -0.00419288 * x^2 + 2.8068 * x + -0.471093
Response type: Internal Std (Ref 50), Area * (IS Conc. / IS Area)
Curve type: 2nd Order, Origin: Exclude, Weighting: 1/x, Axis trans: None

	#	Name	Type	Std. Conc	RT	Area	IS Area	Response	Conc.	%Dev	Conc. Flag	CoD	CoD Flag	x=excluded
1	1	180301M1_2	Standard	0.250	6.24	336.729	5865.007	0.718	0.4	69.5	YES	0.993	NO	bbX
2	2	180301M1_3	Standard	0.500	6.22	549.624	5712.738	1.203	0.6	19.4	NO	0.993	NO	bb
3	3	180301M1_4	Standard	1.000	6.22	1027.831	4378.253	2.934	1.2	21.6	NO	0.993	NO	MM
4	4	180301M1_5	Standard	2.000	6.23	2081.338	6134.594	4.241	1.7	-15.8	NO	0.993	NO	MM
5	5	180301M1_6	Standard	5.000	6.23	5828.747	5885.092	12.380	4.6	-7.8	NO	0.993	NO	MM
6	6	180301M1_7	Standard	10.000	6.22	10331.209	5778.615	22.348	8.2	-17.7	NO	0.993	NO	MM
7	7	180301M1_8	Standard	50.000	6.22	51949.906	5470.535	118.704	45.6	-8.9	NO	0.993	NO	MM
8	8	180301M1_9	Standard	100.000	6.23	97243.602	4639.086	262.023	112.4	12.4	NO	0.993	NO	MM
9	9	180301M1_10	Standard	250.000	6.23	247757.969	7168.373	432.033	240.5	-3.8	NO	0.993	NO	MM
10	10	180301M1_11	Standard	500.000	6.22	341479.250	6003.183	711.038			NO	0.993	NO	MMXI

Dataset: F:\Projects\PFAS.PRO\Results\180301M1\180301M1-CRV.qld

Last Altered: Saturday, March 03, 2018 05:10:16 Pacific Standard Time
Printed: Saturday, March 03, 2018 05:11:05 Pacific Standard Time

Compound name: N-EtFOSA
Coefficient of Determination: R^2 = 0.999634
Calibration curve: -1.21629e-005 * x^2 + 0.887616 * x + 0.203022
Response type: Internal Std (Ref 51), Area * (IS Conc. / IS Area)
Curve type: 2nd Order, Origin: Exclude, Weighting: 1/x, Axis trans: None

	#	Name	Type	Std. Conc	RT	Area	IS Area	Response	Conc.	%Dev	Conc. Flag	CoD	CoD Flag	x=excluded
1	1	180301M1_2	Standard	1.250	6.39	239.284	31435.953	1.142	1.1	-15.4	NO	1.000	NO	bb
2	2	180301M1_3	Standard	2.500	6.38	528.133	31336.100	2.528	2.6	4.8	NO	1.000	NO	bb
3	3	180301M1_4	Standard	5.000	6.38	1053.613	31941.109	4.948	5.3	6.9	NO	1.000	NO	bb
4	4	180301M1_5	Standard	10.000	6.39	2017.825	32079.422	9.435	10.4	4.0	NO	1.000	NO	MM
5	5	180301M1_6	Standard	25.000	6.39	4560.371	32482.930	21.059	23.5	-6.0	NO	1.000	NO	MM
6	6	180301M1_7	Standard	50.000	6.38	9155.515	30051.453	45.699	51.3	2.6	NO	1.000	NO	MM
7	7	180301M1_8	Standard	250.000	6.38	46388.273	30597.180	227.414	256.9	2.8	NO	1.000	NO	MM
8	8	180301M1_9	Standard	500.000	6.39	89473.047	29718.752	451.599	512.1	2.4	NO	1.000	NO	MM
9	9	180301M1_10	Standard	1250.000	6.38	198472.422	28033.447	1061.977	1216.5	-2.7	NO	1.000	NO	MM
10	10	180301M1_11	Standard	2500.000	6.38	330181.063	22984.035	2154.851	2514.1	0.6	NO	1.000	NO	MM

Compound name: PFHxDA
Coefficient of Determination: R^2 = 0.998566
Calibration curve: -0.000485193 * x^2 + 0.665208 * x + 0.0130071
Response type: Internal Std (Ref 52), Area * (IS Conc. / IS Area)
Curve type: 2nd Order, Origin: Exclude, Weighting: 1/x, Axis trans: None

	#	Name	Type	Std. Conc	RT	Area	IS Area	Response	Conc.	%Dev	Conc. Flag	CoD	CoD Flag	x=excluded
1	1	180301M1_2	Standard	0.250	6.57	163.832	4743.615	0.173	0.2	-4.0	NO	0.999	NO	bb
2	2	180301M1_3	Standard	0.500	6.56	323.968	4135.667	0.392	0.6	13.9	NO	0.999	NO	bb
3	3	180301M1_4	Standard	1.000	6.56	609.263	4143.816	0.735	1.1	8.6	NO	0.999	NO	bb
4	4	180301M1_5	Standard	2.000	6.57	1039.773	4520.493	1.150	1.7	-14.4	NO	0.999	NO	bb
5	5	180301M1_6	Standard	5.000	6.57	2985.585	4638.950	3.218	4.8	-3.3	NO	0.999	NO	bb
6	6	180301M1_7	Standard	10.000	6.56	5371.568	4118.911	6.521	9.9	-1.5	NO	0.999	NO	MM
7	7	180301M1_8	Standard	50.000	6.56	25761.932	4191.027	30.735	47.9	-4.3	NO	0.999	NO	MM
8	8	180301M1_9	Standard	100.000	6.57	50401.836	3815.245	66.053	107.7	7.7	NO	0.999	NO	MM
9	9	180301M1_10	Standard	250.000	6.57	118017.953	4471.259	131.974	240.6	-3.8	NO	0.999	NO	MM
10	10	180301M1_11	Standard	500.000	6.56	189995.125	4468.608	212.589	507.2	1.4	NO	0.999	NO	MM

Vista Analytical Laboratory

Dataset: F:\Projects\PFAS.PRO\Results\180301M1\180301M1-CRV.qld

Last Altered: Saturday, March 03, 2018 05:10:16 Pacific Standard Time
Printed: Saturday, March 03, 2018 05:11:05 Pacific Standard Time

Compound name: PFODA
Coefficient of Determination: R^2 = 0.998904
Calibration curve: -0.0004654 * x^2 + 0.777509 * x + -0.020895
Response type: Internal Std (Ref 52), Area * (IS Conc. / IS Area)
Curve type: 2nd Order, Origin: Include, Weighting: 1/x, Axis trans: None

	#	Name	Type	Std. Conc	RT	Area	IS Area	Response	Conc.	%Dev	Conc. Flag	CoD	CoD Flag	x=excluded
1	1	180301M1_2	Standard	0.250	6.80	179.012	4743.615	0.189	0.3	7.8	NO	0.999	NO	bb
2	2	180301M1_3	Standard	0.500	6.80	317.347	4135.667	0.384	0.5	4.1	NO	0.999	NO	bb
3	3	180301M1_4	Standard	1.000	6.80	556.386	4143.816	0.671	0.9	-10.9	NO	0.999	NO	bb
4	4	180301M1_5	Standard	2.000	6.80	1401.404	4520.493	1.550	2.0	1.1	NO	0.999	NO	bb
5	5	180301M1_6	Standard	5.000	6.80	3410.436	4638.950	3.676	4.8	-4.6	NO	0.999	NO	bb
6	6	180301M1_7	Standard	10.000	6.80	6153.795	4118.911	7.470	9.7	-3.1	NO	0.999	NO	bb
7	7	180301M1_8	Standard	50.000	6.79	28931.480	4191.027	34.516	45.7	-8.7	NO	0.999	NO	MM
8	8	180301M1_9	Standard	100.000	6.80	56101.789	3815.245	73.523	100.7	0.7	NO	0.999	NO	bb
9	9	180301M1_10	Standard	250.000	6.80	153060.531	4471.259	171.160	260.9	4.4	NO	0.999	NO	bb
10	10	180301M1_11	Standard	500.000	6.80	241012.422	4468.608	269.673	491.4	-1.7	NO	0.999	NO	MM

Compound name: N-MeFOSE
Correlation coefficient: r = 0.999522, r^2 = 0.999045
Calibration curve: 1.0094 * x + 0.120335
Response type: Internal Std (Ref 53), Area * (IS Conc. / IS Area)
Curve type: Linear, Origin: Exclude, Weighting: 1/x, Axis trans: None

	#	Name	Type	Std. Conc	RT	Area	IS Area	Response	Conc.	%Dev	Conc. Flag	CoD	CoD Flag	x=excluded
1	1	180301M1_2	Standard	1.250	6.52	263.698	25171.217	1.571	1.4	15.0	NO	0.999	NO	bb
2	2	180301M1_3	Standard	2.500	6.52	454.962	24186.930	2.822	2.7	7.0	NO	0.999	NO	MM
3	3	180301M1_4	Standard	5.000	6.51	953.305	32816.160	4.357	4.2	-16.0	NO	0.999	NO	MM
4	4	180301M1_5	Standard	10.000	6.52	1936.999	27135.879	10.707	10.5	4.9	NO	0.999	NO	MM
5	5	180301M1_6	Standard	25.000	6.52	5260.113	31261.170	25.240	24.9	-0.5	NO	0.999	NO	MM
6	6	180301M1_7	Standard	50.000	6.51	8537.024	28120.146	45.539	45.0	-10.0	NO	0.999	NO	MM
7	7	180301M1_8	Standard	250.000	6.51	50810.363	30349.900	251.123	248.7	-0.5	NO	0.999	NO	MM
8	8	180301M1_9	Standard	500.000	6.52	103934.172	31855.229	489.406	484.7	-3.1	NO	0.999	NO	MM
9	9	180301M1_10	Standard	1250.000	6.52	244084.141	27737.973	1319.946	1307.5	4.6	NO	0.999	NO	MM
10	10	180301M1_11	Standard	2500.000	6.51	436820.938	26341.955	2487.406	2464.1	-1.4	NO	0.999	NO	MM

Dataset: F:\Projects\PFAS.PRO\Results\180301M1\180301M1-CRV.qld

Last Altered: Saturday, March 03, 2018 05:10:16 Pacific Standard Time
Printed: Saturday, March 03, 2018 05:11:05 Pacific Standard Time

Compound name: N-EtFOSE
Coefficient of Determination: R^2 = 0.993042
Calibration curve: -0.000246473 * x^2 + 1.20272 * x + 0.124292
Response type: Internal Std (Ref 54), Area * (IS Conc. / IS Area)
Curve type: 2nd Order, Origin: Exclude, Weighting: 1/x, Axis trans: None

	#	Name	Type	Std. Conc	RT	Area	IS Area	Response	Conc.	%Dev	Conc. Flag	CoD	CoD Flag	x=excluded
1	1	180301M1_2	Standard	1.250	6.67	222.951	26117.539	1.280	1.0	-23.1	NO	0.993	NO	bb
2	2	180301M1_3	Standard	2.500	6.66	463.170	23251.111	2.988	2.4	-4.7	NO	0.993	NO	MM
3	3	180301M1_4	Standard	5.000	6.66	1149.973	26150.514	6.596	5.4	7.7	NO	0.993	NO	MM
4	4	180301M1_5	Standard	10.000	6.66	2040.274	24856.543	12.312	10.2	1.5	NO	0.993	NO	bb
5	5	180301M1_6	Standard	25.000	6.66	5198.791	25267.814	30.862	25.7	2.8	NO	0.993	NO	MM
6	6	180301M1_7	Standard	50.000	6.66	11182.269	22910.215	73.214	61.5	23.1	NO	0.993	NO	MM
7	7	180301M1_8	Standard	250.000	6.66	46595.750	26975.457	259.101	225.8	-9.7	NO	0.993	NO	MM
8	8	180301M1_9	Standard	500.000	6.66	80980.250	22020.955	551.613	512.3	2.5	NO	0.993	NO	MM
9	9	180301M1_10	Standard	1250.000	6.66	243051.375	24780.598	1471.220			NO	0.993	NO	MMXI
10	10	180301M1_11	Standard	2500.000	6.66	451897.781	20888.084	3245.136			NO	0.993	NO	MMXI

Compound name: 13C3-PFBA
Response Factor: 0.895413
RRF SD: 0.0321544, Relative SD: 3.59101
Response type: Internal Std (Ref 55), Area * (IS Conc. / IS Area)
Curve type: RF

	#	Name	Type	Std. Conc	RT	Area	IS Area	Response	Conc.	%Dev	Conc. Flag	CoD	CoD Flag	x=excluded
1	1	180301M1_2	Standard	12.500	1.45	6286.779	6898.718	11.391	12.7	1.8	NO		NO	bb
2	2	180301M1_3	Standard	12.500	1.45	6958.397	7463.416	11.654	13.0	4.1	NO		NO	MM
3	3	180301M1_4	Standard	12.500	1.45	6946.079	7584.892	11.447	12.8	2.3	NO		NO	MM
4	4	180301M1_5	Standard	12.500	1.45	6882.975	7839.470	10.975	12.3	-1.9	NO		NO	bb
5	5	180301M1_6	Standard	12.500	1.45	6660.850	7334.360	11.352	12.7	1.4	NO		NO	bb
6	6	180301M1_7	Standard	12.500	1.44	6222.417	6935.251	11.215	12.5	0.2	NO		NO	MM
7	7	180301M1_8	Standard	12.500	1.44	6796.288	7399.419	11.481	12.8	2.6	NO		NO	MM
8	8	180301M1_9	Standard	12.500	1.45	6412.225	7165.229	11.186	12.5	-0.1	NO		NO	MM
9	9	180301M1_10	Standard	12.500	1.45	6672.185	7579.697	11.003	12.3	-1.7	NO		NO	MM
10	10	180301M1_11	Standard	12.500	1.45	5967.153	7297.714	10.221	11.4	-8.7	NO		NO	bb

Dataset: F:\Projects\PFAS.PRO\Results\180301M1\180301M1-CRV.qld

Last Altered: Saturday, March 03, 2018 05:10:16 Pacific Standard Time
Printed: Saturday, March 03, 2018 05:11:05 Pacific Standard Time

Compound name: 13C3-PFPeA
Response Factor: 0.98257
RRF SD: 0.0535399, Relative SD: 5.44897
Response type: Internal Std (Ref 56), Area * (IS Conc. / IS Area)
Curve type: RF

	#	Name	Type	Std. Conc	RT	Area	IS Area	Response	Conc.	%Dev	Conc. Flag	CoD	CoD Flag	x=excluded
1	1	180301M1_2	Standard	12.500	2.42	12365.768	12637.336	12.231	12.4	-0.4	NO		NO	MM
2	2	180301M1_3	Standard	12.500	2.42	13322.704	13338.066	12.486	12.7	1.7	NO		NO	MM
3	3	180301M1_4	Standard	12.500	2.41	12966.504	13082.495	12.389	12.6	0.9	NO		NO	MM
4	4	180301M1_5	Standard	12.500	2.42	13260.860	12947.299	12.803	13.0	4.2	NO		NO	MM
5	5	180301M1_6	Standard	12.500	2.42	12760.613	13690.900	11.651	11.9	-5.1	NO		NO	MM
6	6	180301M1_7	Standard	12.500	2.41	12144.494	11574.014	13.116	13.3	6.8	NO		NO	bb
7	7	180301M1_8	Standard	12.500	2.41	12385.531	14232.165	10.878	11.1	-11.4	NO		NO	MM
8	8	180301M1_9	Standard	12.500	2.42	11897.310	12182.840	12.207	12.4	-0.6	NO		NO	MM
9	9	180301M1_10	Standard	12.500	2.42	12462.676	11950.871	13.035	13.3	6.1	NO		NO	MM
10	10	180301M1_11	Standard	12.500	2.41	10071.927	10469.692	12.025	12.2	-2.1	NO		NO	MM

Compound name: 13C3-PFBS
Response Factor: 0.124816
RRF SD: 0.00825755, Relative SD: 6.61577
Response type: Internal Std (Ref 56), Area * (IS Conc. / IS Area)
Curve type: RF

	#	Name	Type	Std. Conc	RT	Area	IS Area	Response	Conc.	%Dev	Conc. Flag	CoD	CoD Flag	x=excluded
1	1	180301M1_2	Standard	12.500	2.70	1714.972	12637.336	1.696	13.6	8.7	NO		NO	bb
2	2	180301M1_3	Standard	12.500	2.69	1691.487	13338.066	1.585	12.7	1.6	NO		NO	bb
3	3	180301M1_4	Standard	12.500	2.69	1654.450	13082.495	1.581	12.7	1.3	NO		NO	bb
4	4	180301M1_5	Standard	12.500	2.69	1621.268	12947.299	1.565	12.5	0.3	NO		NO	bb
5	5	180301M1_6	Standard	12.500	2.70	1622.102	13690.900	1.481	11.9	-5.1	NO		NO	bb
6	6	180301M1_7	Standard	12.500	2.69	1609.169	11574.014	1.738	13.9	11.4	NO		NO	bb
7	7	180301M1_8	Standard	12.500	2.68	1565.804	14232.165	1.375	11.0	-11.9	NO		NO	bb
8	8	180301M1_9	Standard	12.500	2.69	1509.528	12182.840	1.549	12.4	-0.7	NO		NO	bb
9	9	180301M1_10	Standard	12.500	2.70	1456.884	11950.871	1.524	12.2	-2.3	NO		NO	MM
10	10	180301M1_11	Standard	12.500	2.69	1262.763	10469.692	1.508	12.1	-3.4	NO		NO	bb

Dataset: F:\Projects\PFAS.PRO\Results\180301M1\180301M1-CRV.qld

Last Altered: Saturday, March 03, 2018 05:10:16 Pacific Standard Time
Printed: Saturday, March 03, 2018 05:11:05 Pacific Standard Time

Compound name: 13C2-PFHxA
Response Factor: 0.722371
RRF SD: 0.0415692, Relative SD: 5.75455
Response type: Internal Std (Ref 56), Area * (IS Conc. / IS Area)
Curve type: RF

	#	Name	Type	Std. Conc	RT	Area	IS Area	Response	Conc.	%Dev	Conc. Flag	CoD	CoD Flag	x=excluded
1	1	180301M1_2	Standard	5.000	3.19	3787.204	12637.336	3.746	5.2	3.7	NO		NO	bb
2	2	180301M1_3	Standard	5.000	3.18	3818.646	13338.066	3.579	5.0	-0.9	NO		NO	bb
3	3	180301M1_4	Standard	5.000	3.18	3524.773	13082.495	3.368	4.7	-6.8	NO		NO	MM
4	4	180301M1_5	Standard	5.000	3.18	3797.590	12947.299	3.666	5.1	1.5	NO		NO	bb
5	5	180301M1_6	Standard	5.000	3.19	3804.469	13690.900	3.474	4.8	-3.8	NO		NO	bb
6	6	180301M1_7	Standard	5.000	3.18	3334.226	11574.014	3.601	5.0	-0.3	NO		NO	MM
7	7	180301M1_8	Standard	5.000	3.18	3732.596	14232.165	3.278	4.5	-9.2	NO		NO	MM
8	8	180301M1_9	Standard	5.000	3.19	3575.754	12182.840	3.669	5.1	1.6	NO		NO	MM
9	9	180301M1_10	Standard	5.000	3.19	3561.678	11950.871	3.725	5.2	3.1	NO		NO	bb
10	10	180301M1_11	Standard	5.000	3.18	3360.802	10469.692	4.013	5.6	11.1	NO		NO	MM

Compound name: 13C4-PFHpA
Response Factor: 0.687016
RRF SD: 0.0503692, Relative SD: 7.33159
Response type: Internal Std (Ref 56), Area * (IS Conc. / IS Area)
Curve type: RF

	#	Name	Type	Std. Conc	RT	Area	IS Area	Response	Conc.	%Dev	Conc. Flag	CoD	CoD Flag	x=excluded
1	1	180301M1_2	Standard	12.500	3.81	8476.845	12637.336	8.385	12.2	-2.4	NO		NO	bb
2	2	180301M1_3	Standard	12.500	3.80	9463.217	13338.066	8.869	12.9	3.3	NO		NO	bb
3	3	180301M1_4	Standard	12.500	3.79	8861.947	13082.495	8.467	12.3	-1.4	NO		NO	bb
4	4	180301M1_5	Standard	12.500	3.80	9052.763	12947.299	8.740	12.7	1.8	NO		NO	bb
5	5	180301M1_6	Standard	12.500	3.81	9795.044	13690.900	8.943	13.0	4.1	NO		NO	MM
6	6	180301M1_7	Standard	12.500	3.80	9084.935	11574.014	9.812	14.3	14.3	NO		NO	MM
7	7	180301M1_8	Standard	12.500	3.79	8543.293	14232.165	7.504	10.9	-12.6	NO		NO	bb
8	8	180301M1_9	Standard	12.500	3.80	7947.266	12182.840	8.154	11.9	-5.0	NO		NO	MM
9	9	180301M1_10	Standard	12.500	3.81	8559.754	11950.871	8.953	13.0	4.3	NO		NO	MM
10	10	180301M1_11	Standard	12.500	3.80	6743.052	10469.692	8.051	11.7	-6.3	NO		NO	MM

Dataset: F:\Projects\PFAS.PRO\Results\180301M1\180301M1-CRV.qld

Last Altered: Saturday, March 03, 2018 05:10:16 Pacific Standard Time
Printed: Saturday, March 03, 2018 05:11:05 Pacific Standard Time

Compound name: 18O2-PFHxS
Response Factor: 0.367004
RRF SD: 0.0346949, Relative SD: 9.45355
Response type: Internal Std (Ref 57), Area * (IS Conc. / IS Area)
Curve type: RF

	#	Name	Type	Std. Conc	RT	Area	IS Area	Response	Conc.	%Dev	Conc. Flag	CoD	CoD Flag	x=excluded
1	1	180301M1_2	Standard	12.500	3.96	1054.533	3293.152	4.003	10.9	-12.7	NO		NO	bb
2	2	180301M1_3	Standard	12.500	3.95	1224.092	3627.427	4.218	11.5	-8.1	NO		NO	bb
3	3	180301M1_4	Standard	12.500	3.95	1204.419	3576.785	4.209	11.5	-8.2	NO		NO	bb
4	4	180301M1_5	Standard	12.500	3.96	1163.666	2921.085	4.980	13.6	8.5	NO		NO	bb
5	5	180301M1_6	Standard	12.500	3.96	1078.241	2796.654	4.819	13.1	5.1	NO		NO	bb
6	6	180301M1_7	Standard	12.500	3.95	1082.008	3099.898	4.363	11.9	-4.9	NO		NO	bb
7	7	180301M1_8	Standard	12.500	3.94	1255.073	3242.319	4.839	13.2	5.5	NO		NO	bb
8	8	180301M1_9	Standard	12.500	3.95	1176.479	2897.150	5.076	13.8	10.6	NO		NO	bb
9	9	180301M1_10	Standard	12.500	3.96	991.333	2958.918	4.188	11.4	-8.7	NO		NO	bb
10	10	180301M1_11	Standard	12.500	3.95	990.943	2390.894	5.181	14.1	12.9	NO		NO	bb

Compound name: 13C2-PFOA
Response Factor: 1.26009
RRF SD: 0.0559455, Relative SD: 4.4398
Response type: Internal Std (Ref 58), Area * (IS Conc. / IS Area)
Curve type: RF

	#	Name	Type	Std. Conc	RT	Area	IS Area	Response	Conc.	%Dev	Conc. Flag	CoD	CoD Flag	x=excluded
1	1	180301M1_2	Standard	12.500	4.34	14065.086	11175.605	15.732	12.5	-0.1	NO		NO	MM
2	2	180301M1_3	Standard	12.500	4.33	13570.739	11106.500	15.273	12.1	-3.0	NO		NO	bb
3	3	180301M1_4	Standard	12.500	4.32	13951.717	11332.271	15.389	12.2	-2.3	NO		NO	MM
4	4	180301M1_5	Standard	12.500	4.33	15361.831	11590.600	16.567	13.1	5.2	NO		NO	bb
5	5	180301M1_6	Standard	12.500	4.34	15073.758	12038.324	15.652	12.4	-0.6	NO		NO	MM
6	6	180301M1_7	Standard	12.500	4.32	12984.561	11378.594	14.264	11.3	-9.4	NO		NO	MM
7	7	180301M1_8	Standard	12.500	4.32	14714.071	11411.040	16.118	12.8	2.3	NO		NO	bb
8	8	180301M1_9	Standard	12.500	4.33	13559.312	10123.110	16.743	13.3	6.3	NO		NO	MM
9	9	180301M1_10	Standard	12.500	4.34	14544.747	11434.049	15.901	12.6	0.9	NO		NO	MM
10	10	180301M1_11	Standard	12.500	4.32	11713.109	9225.055	15.871	12.6	0.8	NO		NO	MM

Dataset: F:\Projects\PFAS.PRO\Results\180301M1\180301M1-CRV.qld

Last Altered: Saturday, March 03, 2018 05:10:16 Pacific Standard Time
Printed: Saturday, March 03, 2018 05:11:05 Pacific Standard Time

Compound name: 13C5-PFNA
Response Factor: 0.959285
RRF SD: 0.0538361, Relative SD: 5.6121
Response type: Internal Std (Ref 59), Area * (IS Conc. / IS Area)
Curve type: RF

	#	Name	Type	Std. Conc	RT	Area	IS Area	Response	Conc.	%Dev	Conc. Flag	CoD	CoD Flag	x=excluded
1	1	180301M1_2	Standard	12.500	4.78	10980.739	11713.663	11.718	12.2	-2.3	NO		NO	MM
2	2	180301M1_3	Standard	12.500	4.77	10286.331	11570.663	11.113	11.6	-7.3	NO		NO	MM
3	3	180301M1_4	Standard	12.500	4.76	11316.348	11157.871	12.678	13.2	5.7	NO		NO	MM
4	4	180301M1_5	Standard	12.500	4.77	11950.156	12864.314	11.612	12.1	-3.2	NO		NO	bb
5	5	180301M1_6	Standard	12.500	4.78	12301.189	11918.772	12.901	13.4	7.6	NO		NO	MM
6	6	180301M1_7	Standard	12.500	4.76	10657.583	10315.065	12.915	13.5	7.7	NO		NO	MM
7	7	180301M1_8	Standard	12.500	4.76	10470.964	11629.393	11.255	11.7	-6.1	NO		NO	bb
8	8	180301M1_9	Standard	12.500	4.77	10642.840	11271.441	11.803	12.3	-1.6	NO		NO	MM
9	9	180301M1_10	Standard	12.500	4.78	11088.648	11197.493	12.378	12.9	3.2	NO		NO	bb
10	10	180301M1_11	Standard	12.500	4.76	9629.197	10431.502	11.539	12.0	-3.8	NO		NO	MM

Compound name: 13C8-PFOSA
Response Factor: 0.228991
RRF SD: 0.0267681, Relative SD: 11.6896
Response type: Internal Std (Ref 62), Area * (IS Conc. / IS Area)
Curve type: RF

	#	Name	Type	Std. Conc	RT	Area	IS Area	Response	Conc.	%Dev	Conc. Flag	CoD	CoD Flag	x=excluded
1	1	180301M1_2	Standard	12.500	4.84	3122.339	15336.645	2.545	11.1	-11.1	NO		NO	bb
2	2	180301M1_3	Standard	12.500	4.84	2975.654	12869.193	2.890	12.6	1.0	NO		NO	bb
3	3	180301M1_4	Standard	12.500	4.83	3549.686	14299.881	3.103	13.6	8.4	NO		NO	bd
4	4	180301M1_5	Standard	12.500	4.84	3856.607	14741.061	3.270	14.3	14.3	NO		NO	MM
5	5	180301M1_6	Standard	12.500	4.84	3514.271	15203.104	2.889	12.6	0.9	NO		NO	MM
6	6	180301M1_7	Standard	12.500	4.83	3264.274	13054.862	3.126	13.6	9.2	NO		NO	MM
7	7	180301M1_8	Standard	12.500	4.83	3510.666	13441.544	3.265	14.3	14.1	NO		NO	MM
8	8	180301M1_9	Standard	12.500	4.84	3001.923	13691.178	2.741	12.0	-4.2	NO		NO	bb
9	9	180301M1_10	Standard	12.500	4.84	2542.120	13470.846	2.359	10.3	-17.6	NO		NO	bb
10	10	180301M1_11	Standard	12.500	4.83	2425.020	12442.481	2.436	10.6	-14.9	NO		NO	MM

Dataset: F:\Projects\PFAS.PRO\Results\180301M1\180301M1-CRV.qld

Last Altered: Saturday, March 03, 2018 05:10:16 Pacific Standard Time
Printed: Saturday, March 03, 2018 05:11:05 Pacific Standard Time

Compound name: 13C8-PFOS
Response Factor: 1.05302
RRF SD: 0.0785005, Relative SD: 7.45479
Response type: Internal Std (Ref 60), Area * (IS Conc. / IS Area)
Curve type: RF

	#	Name	Type	Std. Conc	RT	Area	IS Area	Response	Conc.	%Dev	Conc. Flag	CoD	CoD Flag	x=excluded
1	1	180301M1_2	Standard	12.500	4.86	3696.443	3272.799	14.118	13.4	7.3	NO		NO	bb
2	2	180301M1_3	Standard	12.500	4.85	3351.062	3570.073	11.733	11.1	-10.9	NO		NO	MM
3	3	180301M1_4	Standard	12.500	4.84	3584.908	3152.786	14.213	13.5	8.0	NO		NO	MM
4	4	180301M1_5	Standard	12.500	4.85	3753.576	3423.723	13.704	13.0	4.1	NO		NO	bb
5	5	180301M1_6	Standard	12.500	4.86	3361.240	3385.483	12.410	11.8	-5.7	NO		NO	MM
6	6	180301M1_7	Standard	12.500	4.84	3438.096	3068.465	14.006	13.3	6.4	NO		NO	MM
7	7	180301M1_8	Standard	12.500	4.84	3502.931	3433.175	12.754	12.1	-3.1	NO		NO	bb
8	8	180301M1_9	Standard	12.500	4.85	2755.735	2974.182	11.582	11.0	-12.0	NO		NO	MM
9	9	180301M1_10	Standard	12.500	4.86	3129.026	2924.657	13.373	12.7	1.6	NO		NO	MM
10	10	180301M1_11	Standard	12.500	4.84	2683.294	2442.329	13.733	13.0	4.3	NO		NO	bb

Compound name: 13C2-PFDA
Response Factor: 0.977016
RRF SD: 0.129323, Relative SD: 13.2365
Response type: Internal Std (Ref 61), Area * (IS Conc. / IS Area)
Curve type: RF

	#	Name	Type	Std. Conc	RT	Area	IS Area	Response	Conc.	%Dev	Conc. Flag	CoD	CoD Flag	x=excluded
1	1	180301M1_2	Standard	12.500	5.15	12822.903	12905.657	12.420	12.7	1.7	NO		NO	MM
2	2	180301M1_3	Standard	12.500	5.14	12881.018	13366.000	12.046	12.3	-1.4	NO		NO	bb
3	3	180301M1_4	Standard	12.500	5.14	11452.913	13986.014	10.236	10.5	-16.2	NO		NO	MM
4	4	180301M1_5	Standard	12.500	5.15	13884.592	13896.420	12.489	12.8	2.3	NO		NO	bb
5	5	180301M1_6	Standard	12.500	5.15	12813.107	13302.936	12.040	12.3	-1.4	NO		NO	bb
6	6	180301M1_7	Standard	12.500	5.14	11921.728	13109.354	11.368	11.6	-6.9	NO		NO	MM
7	7	180301M1_8	Standard	12.500	5.14	10989.300	10569.340	12.997	13.3	6.4	NO		NO	MM
8	8	180301M1_9	Standard	12.500	5.15	12425.440	12520.412	12.405	12.7	1.6	NO		NO	MM
9	9	180301M1_10	Standard	12.500	5.15	10085.922	12384.302	10.180	10.4	-16.6	NO		NO	bb
10	10	180301M1_11	Standard	12.500	5.14	10934.418	8571.460	15.946	16.3	30.6	NO		NO	MM

Dataset: F:\Projects\PFAS.PRO\Results\180301M1\180301M1-CRV.qld

Last Altered: Saturday, March 03, 2018 05:10:16 Pacific Standard Time
Printed: Saturday, March 03, 2018 05:11:05 Pacific Standard Time

Compound name: d3-N-MeFOSAA
Response Factor: 0.38442
RRF SD: 0.0381611, Relative SD: 9.92691
Response type: Internal Std (Ref 62), Area * (IS Conc. / IS Area)
Curve type: RF

	#	Name	Type	Std. Conc	RT	Area	IS Area	Response	Conc.	%Dev	Conc. Flag	CoD	CoD Flag	x=excluded
1	1	180301M1_2	Standard	12.500	5.30	5325.746	15336.645	4.341	11.3	-9.7	NO		NO	MM
2	2	180301M1_3	Standard	12.500	5.29	5552.029	12869.193	5.393	14.0	12.2	NO		NO	MM
3	3	180301M1_4	Standard	12.500	5.29	6131.177	14299.881	5.359	13.9	11.5	NO		NO	bb
4	4	180301M1_5	Standard	12.500	5.30	6101.043	14741.061	5.174	13.5	7.7	NO		NO	MM
5	5	180301M1_6	Standard	12.500	5.30	5737.662	15203.104	4.718	12.3	-1.8	NO		NO	bb
6	6	180301M1_7	Standard	12.500	5.29	5563.671	13054.862	5.327	13.9	10.9	NO		NO	bb
7	7	180301M1_8	Standard	12.500	5.29	5190.762	13441.544	4.827	12.6	0.5	NO		NO	MM
8	8	180301M1_9	Standard	12.500	5.30	4812.808	13691.178	4.394	11.4	-8.6	NO		NO	MM
9	9	180301M1_10	Standard	12.500	5.30	4584.626	13470.846	4.254	11.1	-11.5	NO		NO	bb
10	10	180301M1_11	Standard	12.500	5.29	4246.339	12442.481	4.266	11.1	-11.2	NO		NO	MM

Compound name: d5-N-EtFOSAA
Response Factor: 0.402596
RRF SD: 0.0375098, Relative SD: 9.31696
Response type: Internal Std (Ref 62), Area * (IS Conc. / IS Area)
Curve type: RF

	#	Name	Type	Std. Conc	RT	Area	IS Area	Response	Conc.	%Dev	Conc. Flag	CoD	CoD Flag	x=excluded
1	1	180301M1_2	Standard	12.500	5.46	6104.505	15336.645	4.975	12.4	-1.1	NO		NO	bb
2	2	180301M1_3	Standard	12.500	5.45	5753.462	12869.193	5.588	13.9	11.0	NO		NO	bb
3	3	180301M1_4	Standard	12.500	5.45	6360.894	14299.881	5.560	13.8	10.5	NO		NO	MM
4	4	180301M1_5	Standard	12.500	5.46	5862.503	14741.061	4.971	12.3	-1.2	NO		NO	MM
5	5	180301M1_6	Standard	12.500	5.46	6225.583	15203.104	5.119	12.7	1.7	NO		NO	MM
6	6	180301M1_7	Standard	12.500	5.45	5873.237	13054.862	5.624	14.0	11.7	NO		NO	MM
7	7	180301M1_8	Standard	12.500	5.45	5463.563	13441.544	5.081	12.6	1.0	NO		NO	bb
8	8	180301M1_9	Standard	12.500	5.46	5000.331	13691.178	4.565	11.3	-9.3	NO		NO	MM
9	9	180301M1_10	Standard	12.500	5.46	4945.935	13470.846	4.589	11.4	-8.8	NO		NO	MM
10	10	180301M1_11	Standard	12.500	5.45	4231.750	12442.481	4.251	10.6	-15.5	NO		NO	MM

Dataset: F:\Projects\PFAS.PRO\Results\180301M1\180301M1-CRV.qld

Last Altered: Saturday, March 03, 2018 05:10:16 Pacific Standard Time
Printed: Saturday, March 03, 2018 05:11:05 Pacific Standard Time

Compound name: 13C2-PFUdA
Response Factor: 1.01942
RRF SD: 0.0905302, Relative SD: 8.88055
Response type: Internal Std (Ref 62), Area * (IS Conc. / IS Area)
Curve type: RF

	#	Name	Type	Std. Conc	RT	Area	IS Area	Response	Conc.	%Dev	Conc. Flag	CoD	CoD Flag	x=excluded
1	1	180301M1_2	Standard	12.500	5.48	16576.887	15336.645	13.511	13.3	6.0	NO		NO	MM
2	2	180301M1_3	Standard	12.500	5.47	15377.665	12869.193	14.937	14.7	17.2	NO		NO	MM
3	3	180301M1_4	Standard	12.500	5.47	13273.690	14299.881	11.603	11.4	-8.9	NO		NO	MM
4	4	180301M1_5	Standard	12.500	5.47	16384.205	14741.061	13.893	13.6	9.0	NO		NO	MM
5	5	180301M1_6	Standard	12.500	5.48	15134.521	15203.104	12.444	12.2	-2.3	NO		NO	MM
6	6	180301M1_7	Standard	12.500	5.47	13745.954	13054.862	13.162	12.9	3.3	NO		NO	MM
7	7	180301M1_8	Standard	12.500	5.47	12956.695	13441.544	12.049	11.8	-5.4	NO		NO	bb
8	8	180301M1_9	Standard	12.500	5.47	12777.180	13691.178	11.666	11.4	-8.5	NO		NO	MM
9	9	180301M1_10	Standard	12.500	5.48	12373.797	13470.846	11.482	11.3	-9.9	NO		NO	MM
10	10	180301M1_11	Standard	12.500	5.47	12623.556	12442.481	12.682	12.4	-0.5	NO		NO	MM

Compound name: 13C2-PFDoA
Response Factor: 0.907676
RRF SD: 0.0794454, Relative SD: 8.75262
Response type: Internal Std (Ref 62), Area * (IS Conc. / IS Area)
Curve type: RF

	#	Name	Type	Std. Conc	RT	Area	IS Area	Response	Conc.	%Dev	Conc. Flag	CoD	CoD Flag	x=excluded
1	1	180301M1_2	Standard	12.500	5.77	15442.216	15336.645	12.586	13.9	10.9	NO		NO	MM
2	2	180301M1_3	Standard	12.500	5.76	11919.504	12869.193	11.578	12.8	2.0	NO		NO	bb
3	3	180301M1_4	Standard	12.500	5.75	12353.530	14299.881	10.799	11.9	-4.8	NO		NO	MM
4	4	180301M1_5	Standard	12.500	5.76	12168.458	14741.061	10.319	11.4	-9.1	NO		NO	MM
5	5	180301M1_6	Standard	12.500	5.76	15522.450	15203.104	12.763	14.1	12.5	NO		NO	bb
6	6	180301M1_7	Standard	12.500	5.75	11707.082	13054.862	11.210	12.3	-1.2	NO		NO	MM
7	7	180301M1_8	Standard	12.500	5.75	10268.462	13441.544	9.549	10.5	-15.8	NO		NO	MM
8	8	180301M1_9	Standard	12.500	5.76	13304.902	13691.178	12.147	13.4	7.1	NO		NO	MM
9	9	180301M1_10	Standard	12.500	5.76	12227.076	13470.846	11.346	12.5	-0.0	NO		NO	MM
10	10	180301M1_11	Standard	12.500	5.76	11112.972	12442.481	11.164	12.3	-1.6	NO		NO	MM

Dataset: F:\Projects\PFAS.PRO\Results\180301M1\180301M1-CRV.qld

Last Altered: Saturday, March 03, 2018 05:10:16 Pacific Standard Time
Printed: Saturday, March 03, 2018 05:11:05 Pacific Standard Time

Compound name: d3-N-MeFOSA
Response Factor: 0.117462
RRF SD: 0.00795202, Relative SD: 6.76989
Response type: Internal Std (Ref 62), Area * (IS Conc. / IS Area)
Curve type: RF

	#	Name	Type	Std. Conc	RT	Area	IS Area	Response	Conc.	%Dev	Conc. Flag	CoD	CoD Flag	x=excluded
1	1	180301M1_2	Standard	150.000	6.01	19430.975	15336.645	15.837	134.8	-10.1	NO		NO	MM
2	2	180301M1_3	Standard	150.000	5.99	19963.918	12869.193	19.391	165.1	10.1	NO		NO	MM
3	3	180301M1_4	Standard	150.000	5.99	20908.160	14299.881	18.277	155.6	3.7	NO		NO	MM
4	4	180301M1_5	Standard	150.000	6.00	19626.619	14741.061	16.643	141.7	-5.5	NO		NO	MM
5	5	180301M1_6	Standard	150.000	6.01	19976.902	15203.104	16.425	139.8	-6.8	NO		NO	MM
6	6	180301M1_7	Standard	150.000	5.99	19503.240	13054.862	18.674	159.0	6.0	NO		NO	MM
7	7	180301M1_8	Standard	150.000	5.99	20458.707	13441.544	19.026	162.0	8.0	NO		NO	MM
8	8	180301M1_9	Standard	150.000	6.01	19000.861	13691.178	17.348	147.7	-1.5	NO		NO	MM
9	9	180301M1_10	Standard	150.000	6.01	19039.311	13470.846	17.667	150.4	0.3	NO		NO	MM
10	10	180301M1_11	Standard	150.000	5.99	16827.104	12442.481	16.905	143.9	-4.1	NO		NO	MM

Compound name: 13C2-PFTeDA
Response Factor: 0.413883
RRF SD: 0.0661742, Relative SD: 15.9886
Response type: Internal Std (Ref 62), Area * (IS Conc. / IS Area)
Curve type: RF

	#	Name	Type	Std. Conc	RT	Area	IS Area	Response	Conc.	%Dev	Conc. Flag	CoD	CoD Flag	x=excluded
1	1	180301M1_2	Standard	12.500	6.24	5865.007	15336.645	4.780	11.5	-7.6	NO		NO	MM
2	2	180301M1_3	Standard	12.500	6.23	5712.738	12869.193	5.549	13.4	7.3	NO		NO	MM
3	3	180301M1_4	Standard	12.500	6.23	4378.253	14299.881	3.827	9.2	-26.0	NO		NO	MM
4	4	180301M1_5	Standard	12.500	6.23	6134.594	14741.061	5.202	12.6	0.5	NO		NO	MM
5	5	180301M1_6	Standard	12.500	6.24	5885.092	15203.104	4.839	11.7	-6.5	NO		NO	MM
6	6	180301M1_7	Standard	12.500	6.23	5778.615	13054.862	5.533	13.4	6.9	NO		NO	MM
7	7	180301M1_8	Standard	12.500	6.23	5470.535	13441.544	5.087	12.3	-1.7	NO		NO	MM
8	8	180301M1_9	Standard	12.500	6.23	4639.086	13691.178	4.235	10.2	-18.1	NO		NO	MM
9	9	180301M1_10	Standard	12.500	6.23	7168.373	13470.846	6.652	16.1	28.6	NO		NO	MM
10	10	180301M1_11	Standard	12.500	6.23	6003.183	12442.481	6.031	14.6	16.6	NO		NO	MM

Dataset: F:\Projects\PFAS.PRO\Results\180301M1\180301M1-CRV.qld

Last Altered: Saturday, March 03, 2018 05:10:16 Pacific Standard Time
Printed: Saturday, March 03, 2018 05:11:05 Pacific Standard Time

Compound name: d5-N-ETFOSA
Response Factor: 0.180903
RRF SD: 0.0133415, Relative SD: 7.37496
Response type: Internal Std (Ref 62), Area * (IS Conc. / IS Area)
Curve type: RF

	#	Name	Type	Std. Conc	RT	Area	IS Area	Response	Conc.	%Dev	Conc. Flag	CoD	CoD Flag	x=excluded
1	1	180301M1_2	Standard	150.000	6.41	31435.953	15336.645	25.622	141.6	-5.6	NO		NO	MM
2	2	180301M1_3	Standard	150.000	6.39	31336.100	12869.193	30.437	168.3	12.2	NO		NO	MM
3	3	180301M1_4	Standard	150.000	6.39	31941.109	14299.881	27.921	154.3	2.9	NO		NO	MM
4	4	180301M1_5	Standard	150.000	6.40	32079.422	14741.061	27.202	150.4	0.2	NO		NO	MM
5	5	180301M1_6	Standard	150.000	6.40	32482.930	15203.104	26.707	147.6	-1.6	NO		NO	MM
6	6	180301M1_7	Standard	150.000	6.39	30051.453	13054.862	28.774	159.1	6.0	NO		NO	MM
7	7	180301M1_8	Standard	150.000	6.39	30597.180	13441.544	28.454	157.3	4.9	NO		NO	MM
8	8	180301M1_9	Standard	150.000	6.40	29718.752	13691.178	27.133	150.0	-0.0	NO		NO	MM
9	9	180301M1_10	Standard	150.000	6.40	28033.447	13470.846	26.013	143.8	-4.1	NO		NO	MM
10	10	180301M1_11	Standard	150.000	6.39	22984.035	12442.481	23.090	127.6	-14.9	NO		NO	MM

Compound name: 13C2-PFHxDA
Response Factor: 0.782316
RRF SD: 0.0552679, Relative SD: 7.06465
Response type: Internal Std (Ref 62), Area * (IS Conc. / IS Area)
Curve type: RF

	#	Name	Type	Std. Conc	RT	Area	IS Area	Response	Conc.	%Dev	Conc. Flag	CoD	CoD Flag	x=excluded
1	1	180301M1_2	Standard	5.000	6.57	4743.615	15336.645	3.866	4.9	-1.2	NO		NO	bb
2	2	180301M1_3	Standard	5.000	6.56	4135.667	12869.193	4.017	5.1	2.7	NO		NO	MM
3	3	180301M1_4	Standard	5.000	6.56	4143.816	14299.881	3.622	4.6	-7.4	NO		NO	bb
4	4	180301M1_5	Standard	5.000	6.57	4520.493	14741.061	3.833	4.9	-2.0	NO		NO	MM
5	5	180301M1_6	Standard	5.000	6.57	4638.950	15203.104	3.814	4.9	-2.5	NO		NO	MM
6	6	180301M1_7	Standard	5.000	6.56	4118.911	13054.862	3.944	5.0	0.8	NO		NO	MM
7	7	180301M1_8	Standard	5.000	6.56	4191.027	13441.544	3.897	5.0	-0.4	NO		NO	MM
8	8	180301M1_9	Standard	5.000	6.57	3815.245	13691.178	3.483	4.5	-10.9	NO		NO	bb
9	9	180301M1_10	Standard	5.000	6.56	4471.259	13470.846	4.149	5.3	6.1	NO		NO	MM
10	10	180301M1_11	Standard	5.000	6.56	4468.608	12442.481	4.489	5.7	14.8	NO		NO	MM

Dataset: F:\Projects\PFAS.PRO\Results\180301M1\180301M1-CRV.qld

Last Altered: Saturday, March 03, 2018 05:10:16 Pacific Standard Time
Printed: Saturday, March 03, 2018 05:11:05 Pacific Standard Time

Compound name: d7-N-MeFOSE
Response Factor: 0.171895
RRF SD: 0.0182886, Relative SD: 10.6394
Response type: Internal Std (Ref 62), Area * (IS Conc. / IS Area)
Curve type: RF

	#	Name	Type	Std. Conc	RT	Area	IS Area	Response	Conc.	%Dev	Conc. Flag	CoD	CoD Flag	x=excluded
1	1	180301M1_2	Standard	150.000	6.51	25171.217	15336.645	20.516	119.3	-20.4	NO		NO	MM
2	2	180301M1_3	Standard	150.000	6.51	24186.930	12869.193	23.493	136.7	-8.9	NO		NO	MM
3	3	180301M1_4	Standard	150.000	6.51	32816.160	14299.881	28.686	166.9	11.3	NO		NO	MM
4	4	180301M1_5	Standard	150.000	6.51	27135.879	14741.061	23.010	133.9	-10.8	NO		NO	MM
5	5	180301M1_6	Standard	150.000	6.51	31261.170	15203.104	25.703	149.5	-0.3	NO		NO	MM
6	6	180301M1_7	Standard	150.000	6.51	28120.146	13054.862	26.925	156.6	4.4	NO		NO	MM
7	7	180301M1_8	Standard	150.000	6.51	30349.900	13441.544	28.224	164.2	9.5	NO		NO	MM
8	8	180301M1_9	Standard	150.000	6.51	31855.229	13691.178	29.084	169.2	12.8	NO		NO	MM
9	9	180301M1_10	Standard	150.000	6.51	27737.973	13470.846	25.739	149.7	-0.2	NO		NO	MM
10	10	180301M1_11	Standard	150.000	6.51	26341.955	12442.481	26.464	154.0	2.6	NO		NO	MM

Compound name: d9-N-EtFOSE
Response Factor: 0.14646
RRF SD: 0.00970344, Relative SD: 6.62533
Response type: Internal Std (Ref 62), Area * (IS Conc. / IS Area)
Curve type: RF

	#	Name	Type	Std. Conc	RT	Area	IS Area	Response	Conc.	%Dev	Conc. Flag	CoD	CoD Flag	x=excluded
1	1	180301M1_2	Standard	150.000	6.66	26117.539	15336.645	21.287	145.3	-3.1	NO		NO	MM
2	2	180301M1_3	Standard	150.000	6.65	23251.111	12869.193	22.584	154.2	2.8	NO		NO	MM
3	3	180301M1_4	Standard	150.000	6.65	26150.514	14299.881	22.859	156.1	4.1	NO		NO	MM
4	4	180301M1_5	Standard	150.000	6.66	24856.543	14741.061	21.078	143.9	-4.1	NO		NO	MM
5	5	180301M1_6	Standard	150.000	6.65	25267.814	15203.104	20.775	141.8	-5.4	NO		NO	MM
6	6	180301M1_7	Standard	150.000	6.65	22910.215	13054.862	21.936	149.8	-0.1	NO		NO	MM
7	7	180301M1_8	Standard	150.000	6.65	26975.457	13441.544	25.086	171.3	14.2	NO		NO	MM
8	8	180301M1_9	Standard	150.000	6.66	22020.955	13691.178	20.105	137.3	-8.5	NO		NO	MM
9	9	180301M1_10	Standard	150.000	6.65	24780.598	13470.846	22.995	157.0	4.7	NO		NO	MM
10	10	180301M1_11	Standard	150.000	6.65	20888.084	12442.481	20.985	143.3	-4.5	NO		NO	MM

Dataset: F:\Projects\PFAS.PRO\Results\180301M1\180301M1-CRV.qld

Last Altered: Saturday, March 03, 2018 05:10:16 Pacific Standard Time
Printed: Saturday, March 03, 2018 05:11:05 Pacific Standard Time

Compound name: 13C4-PFBA
Response Factor: 1
RRF SD: 1.2274e-016, Relative SD: 1.2274e-014
Response type: Internal Std (Ref 55), Area * (IS Conc. / IS Area)
Curve type: RF

	#	Name	Type	Std. Conc	RT	Area	IS Area	Response	Conc.	%Dev	Conc. Flag	CoD	CoD Flag	x=excluded
1	1	180301M1_2	Standard	12.500	1.45	6898.718	6898.718	12.500	12.5	0.0	NO		NO	bb
2	2	180301M1_3	Standard	12.500	1.45	7463.416	7463.416	12.500	12.5	0.0	NO		NO	MM
3	3	180301M1_4	Standard	12.500	1.45	7584.892	7584.892	12.500	12.5	0.0	NO		NO	MM
4	4	180301M1_5	Standard	12.500	1.44	7839.470	7839.470	12.500	12.5	0.0	NO		NO	MM
5	5	180301M1_6	Standard	12.500	1.45	7334.360	7334.360	12.500	12.5	0.0	NO		NO	bb
6	6	180301M1_7	Standard	12.500	1.44	6935.251	6935.251	12.500	12.5	0.0	NO		NO	bb
7	7	180301M1_8	Standard	12.500	1.44	7399.419	7399.419	12.500	12.5	0.0	NO		NO	MM
8	8	180301M1_9	Standard	12.500	1.45	7165.229	7165.229	12.500	12.5	0.0	NO		NO	MM
9	9	180301M1_10	Standard	12.500	1.45	7579.697	7579.697	12.500	12.5	0.0	NO		NO	MM
10	10	180301M1_11	Standard	12.500	1.45	7297.714	7297.714	12.500	12.5	0.0	NO		NO	MM

Compound name: 13C5-PFHxA
Response Factor: 1
RRF SD: 0, Relative SD: 0
Response type: Internal Std (Ref 56), Area * (IS Conc. / IS Area)
Curve type: RF

	#	Name	Type	Std. Conc	RT	Area	IS Area	Response	Conc.	%Dev	Conc. Flag	CoD	CoD Flag	x=excluded
1	1	180301M1_2	Standard	12.500	3.19	12637.336	12637.336	12.500	12.5	0.0	NO		NO	MM
2	2	180301M1_3	Standard	12.500	3.18	13338.066	13338.066	12.500	12.5	0.0	NO		NO	MM
3	3	180301M1_4	Standard	12.500	3.18	13082.495	13082.495	12.500	12.5	0.0	NO		NO	MM
4	4	180301M1_5	Standard	12.500	3.18	12947.299	12947.299	12.500	12.5	0.0	NO		NO	MM
5	5	180301M1_6	Standard	12.500	3.19	13690.900	13690.900	12.500	12.5	0.0	NO		NO	MM
6	6	180301M1_7	Standard	12.500	3.18	11574.014	11574.014	12.500	12.5	0.0	NO		NO	MM
7	7	180301M1_8	Standard	12.500	3.18	14232.165	14232.165	12.500	12.5	0.0	NO		NO	MM
8	8	180301M1_9	Standard	12.500	3.19	12182.840	12182.840	12.500	12.5	0.0	NO		NO	MM
9	9	180301M1_10	Standard	12.500	3.19	11950.871	11950.871	12.500	12.5	0.0	NO		NO	MM
10	10	180301M1_11	Standard	12.500	3.18	10469.692	10469.692	12.500	12.5	0.0	NO		NO	MM

Dataset: F:\Projects\PFAS.PRO\Results\180301M1\180301M1-CRV.qld

Last Altered: Saturday, March 03, 2018 05:10:16 Pacific Standard Time
Printed: Saturday, March 03, 2018 05:11:05 Pacific Standard Time

Compound name: 13C3-PFHxS
Response Factor: 1
RRF SD: 7.40149e-017, Relative SD: 7.40149e-015
Response type: Internal Std (Ref 57), Area * (IS Conc. / IS Area)
Curve type: RF

	#	Name	Type	Std. Conc	RT	Area	IS Area	Response	Conc.	%Dev	Conc. Flag	CoD	CoD Flag	x=excluded
1	1	180301M1_2	Standard	12.500	3.96	3293.152	3293.152	12.500	12.5	0.0	NO		NO	bb
2	2	180301M1_3	Standard	12.500	3.95	3627.427	3627.427	12.500	12.5	0.0	NO		NO	bb
3	3	180301M1_4	Standard	12.500	3.95	3576.785	3576.785	12.500	12.5	0.0	NO		NO	bb
4	4	180301M1_5	Standard	12.500	3.95	2921.085	2921.085	12.500	12.5	0.0	NO		NO	bb
5	5	180301M1_6	Standard	12.500	3.96	2796.654	2796.654	12.500	12.5	0.0	NO		NO	bb
6	6	180301M1_7	Standard	12.500	3.95	3099.898	3099.898	12.500	12.5	0.0	NO		NO	bb
7	7	180301M1_8	Standard	12.500	3.95	3242.319	3242.319	12.500	12.5	0.0	NO		NO	bb
8	8	180301M1_9	Standard	12.500	3.95	2897.150	2897.150	12.500	12.5	0.0	NO		NO	MM
9	9	180301M1_10	Standard	12.500	3.96	2958.918	2958.918	12.500	12.5	0.0	NO		NO	MM
10	10	180301M1_11	Standard	12.500	3.95	2390.894	2390.894	12.500	12.5	0.0	NO		NO	bb

Compound name: 13C8-PFOA
Response Factor: 1
RRF SD: 0, Relative SD: 0
Response type: Internal Std (Ref 58), Area * (IS Conc. / IS Area)
Curve type: RF

	#	Name	Type	Std. Conc	RT	Area	IS Area	Response	Conc.	%Dev	Conc. Flag	CoD	CoD Flag	x=excluded
1	1	180301M1_2	Standard	12.500	4.34	11175.605	11175.605	12.500	12.5	0.0	NO		NO	MM
2	2	180301M1_3	Standard	12.500	4.33	11106.500	11106.500	12.500	12.5	0.0	NO		NO	bb
3	3	180301M1_4	Standard	12.500	4.33	11332.271	11332.271	12.500	12.5	0.0	NO		NO	bb
4	4	180301M1_5	Standard	12.500	4.33	11590.600	11590.600	12.500	12.5	0.0	NO		NO	MM
5	5	180301M1_6	Standard	12.500	4.34	12038.324	12038.324	12.500	12.5	0.0	NO		NO	MM
6	6	180301M1_7	Standard	12.500	4.33	11378.594	11378.594	12.500	12.5	0.0	NO		NO	bb
7	7	180301M1_8	Standard	12.500	4.32	11411.040	11411.040	12.500	12.5	0.0	NO		NO	MM
8	8	180301M1_9	Standard	12.500	4.33	10123.110	10123.110	12.500	12.5	0.0	NO		NO	MM
9	9	180301M1_10	Standard	12.500	4.33	11434.049	11434.049	12.500	12.5	0.0	NO		NO	bb
10	10	180301M1_11	Standard	12.500	4.33	9225.055	9225.055	12.500	12.5	0.0	NO		NO	MM

Dataset: F:\Projects\PFAS.PRO\Results\180301M1\180301M1-CRV.qld

Last Altered: Saturday, March 03, 2018 05:10:16 Pacific Standard Time
Printed: Saturday, March 03, 2018 05:11:05 Pacific Standard Time

Compound name: 13C9-PFNA
Response Factor: 1
RRF SD: 3.70074e-017, Relative SD: 3.70074e-015
Response type: Internal Std (Ref 59), Area * (IS Conc. / IS Area)
Curve type: RF

	#	Name	Type	Std. Conc	RT	Area	IS Area	Response	Conc.	%Dev	Conc. Flag	CoD	CoD Flag	x=excluded
1	1	180301M1_2	Standard	12.500	4.78	11713.663	11713.663	12.500	12.5	0.0	NO		NO	MM
2	2	180301M1_3	Standard	12.500	4.77	11570.663	11570.663	12.500	12.5	0.0	NO		NO	MM
3	3	180301M1_4	Standard	12.500	4.76	11157.871	11157.871	12.500	12.5	0.0	NO		NO	MM
4	4	180301M1_5	Standard	12.500	4.77	12864.314	12864.314	12.500	12.5	0.0	NO		NO	bb
5	5	180301M1_6	Standard	12.500	4.78	11918.772	11918.772	12.500	12.5	0.0	NO		NO	MM
6	6	180301M1_7	Standard	12.500	4.76	10315.065	10315.065	12.500	12.5	0.0	NO		NO	MM
7	7	180301M1_8	Standard	12.500	4.76	11629.393	11629.393	12.500	12.5	0.0	NO		NO	MM
8	8	180301M1_9	Standard	12.500	4.77	11271.441	11271.441	12.500	12.5	0.0	NO		NO	bb
9	9	180301M1_10	Standard	12.500	4.77	11197.493	11197.493	12.500	12.5	0.0	NO		NO	bb
10	10	180301M1_11	Standard	12.500	4.76	10431.502	10431.502	12.500	12.5	0.0	NO		NO	bb

Compound name: 13C4-PFOS
Response Factor: 1
RRF SD: 7.40149e-017, Relative SD: 7.40149e-015
Response type: Internal Std (Ref 60), Area * (IS Conc. / IS Area)
Curve type: RF

	#	Name	Type	Std. Conc	RT	Area	IS Area	Response	Conc.	%Dev	Conc. Flag	CoD	CoD Flag	x=excluded
1	1	180301M1_2	Standard	12.500	4.86	3272.799	3272.799	12.500	12.5	0.0	NO		NO	bb
2	2	180301M1_3	Standard	12.500	4.85	3570.073	3570.073	12.500	12.5	0.0	NO		NO	bb
3	3	180301M1_4	Standard	12.500	4.84	3152.786	3152.786	12.500	12.5	0.0	NO		NO	bb
4	4	180301M1_5	Standard	12.500	4.85	3423.723	3423.723	12.500	12.5	0.0	NO		NO	MM
5	5	180301M1_6	Standard	12.500	4.86	3385.483	3385.483	12.500	12.5	0.0	NO		NO	MM
6	6	180301M1_7	Standard	12.500	4.84	3068.465	3068.465	12.500	12.5	0.0	NO		NO	MM
7	7	180301M1_8	Standard	12.500	4.84	3433.175	3433.175	12.500	12.5	0.0	NO		NO	bb
8	8	180301M1_9	Standard	12.500	4.85	2974.182	2974.182	12.500	12.5	0.0	NO		NO	bb
9	9	180301M1_10	Standard	12.500	4.86	2924.657	2924.657	12.500	12.5	0.0	NO		NO	bb
10	10	180301M1_11	Standard	12.500	4.84	2442.329	2442.329	12.500	12.5	0.0	NO		NO	bb

Dataset: F:\Projects\PFAS.PRO\Results\180301M1\180301M1-CRV.qld

Last Altered: Saturday, March 03, 2018 05:10:16 Pacific Standard Time
Printed: Saturday, March 03, 2018 05:11:05 Pacific Standard Time

Compound name: 13C6-PFDA
Response Factor: 1
RRF SD: 0, Relative SD: 0
Response type: Internal Std (Ref 61), Area * (IS Conc. / IS Area)
Curve type: RF

	#	Name	Type	Std. Conc	RT	Area	IS Area	Response	Conc.	%Dev	Conc. Flag	CoD	CoD Flag	x=excluded
1	1	180301M1_2	Standard	12.500	5.15	12905.657	12905.657	12.500	12.5	0.0	NO		NO	MM
2	2	180301M1_3	Standard	12.500	5.14	13366.000	13366.000	12.500	12.5	0.0	NO		NO	MM
3	3	180301M1_4	Standard	12.500	5.14	13986.014	13986.014	12.500	12.5	0.0	NO		NO	MM
4	4	180301M1_5	Standard	12.500	5.15	13896.420	13896.420	12.500	12.5	0.0	NO		NO	MM
5	5	180301M1_6	Standard	12.500	5.15	13302.936	13302.936	12.500	12.5	0.0	NO		NO	MM
6	6	180301M1_7	Standard	12.500	5.14	13109.354	13109.354	12.500	12.5	0.0	NO		NO	MM
7	7	180301M1_8	Standard	12.500	5.14	10569.340	10569.340	12.500	12.5	0.0	NO		NO	MM
8	8	180301M1_9	Standard	12.500	5.15	12520.412	12520.412	12.500	12.5	0.0	NO		NO	MM
9	9	180301M1_10	Standard	12.500	5.15	12384.302	12384.302	12.500	12.5	0.0	NO		NO	MM
10	10	180301M1_11	Standard	12.500	5.14	8571.460	8571.460	12.500	12.5	0.0	NO		NO	MM

Compound name: 13C7-PFUdA
Response Factor: 1
RRF SD: 0, Relative SD: 0
Response type: Internal Std (Ref 62), Area * (IS Conc. / IS Area)
Curve type: RF

	#	Name	Type	Std. Conc	RT	Area	IS Area	Response	Conc.	%Dev	Conc. Flag	CoD	CoD Flag	x=excluded
1	1	180301M1_2	Standard	12.500	5.48	15336.645	15336.645	12.500	12.5	0.0	NO		NO	MM
2	2	180301M1_3	Standard	12.500	5.47	12869.193	12869.193	12.500	12.5	0.0	NO		NO	MM
3	3	180301M1_4	Standard	12.500	5.46	14299.881	14299.881	12.500	12.5	0.0	NO		NO	bb
4	4	180301M1_5	Standard	12.500	5.47	14741.061	14741.061	12.500	12.5	0.0	NO		NO	MM
5	5	180301M1_6	Standard	12.500	5.48	15203.104	15203.104	12.500	12.5	0.0	NO		NO	MM
6	6	180301M1_7	Standard	12.500	5.47	13054.862	13054.862	12.500	12.5	0.0	NO		NO	MM
7	7	180301M1_8	Standard	12.500	5.47	13441.544	13441.544	12.500	12.5	0.0	NO		NO	bb
8	8	180301M1_9	Standard	12.500	5.47	13691.178	13691.178	12.500	12.5	0.0	NO		NO	MM
9	9	180301M1_10	Standard	12.500	5.48	13470.846	13470.846	12.500	12.5	0.0	NO		NO	bb
10	10	180301M1_11	Standard	12.500	5.47	12442.481	12442.481	12.500	12.5	0.0	NO		NO	MM

Vista Analytical Laboratory

Dataset: F:\Projects\PFAS.PRO\Results\180301M1\180301M1-CRV.qld

Last Altered: Monday, March 05, 2018 08:17:35 Pacific Standard Time
Printed: Monday, March 05, 2018 08:20:27 Pacific Standard Time

Method: F:\Projects\PFAS.PRO\MethDB\PFAS_FULL_80C_022718.mdb 28 Feb 2018 13:19:45
Calibration: F:\Projects\PFAS.PRO\CurveDB\C18_VAL-PFAS_Q4_03-01-18-FULL.cdb 05 Mar 2018 08:17:35

Name: 180301M1_2, Date: 02-Mar-2018, Time: 00:51:52, ID: ST180301M1-1 PFC CS-2 18B2312, Description: PFC CS-2 18B2312

	#	Name	IS#	CoD	CoD Flag	%RSD
1	1	PFBA	34	0.9999	NO	
2	2	PFPeA	35	0.9995	NO	
3	3	PFBS	36	0.9997	NO	
4	4	4:2 FTS	36	0.9996	NO	
5	5	PFHxA	37	0.9994	NO	
6	6	PFPeS	36	0.9990	NO	
7	7	PFHpA	38	0.9984	NO	
8	8	L-PFHxS	39	0.9992	NO	
9	10	6:2 FTS	40	0.9963	NO	
10	11	L-PFOA	40	0.9991	NO	
11	13	PFHpS	40	0.9989	NO	
12	14	PFNA	41	0.9997	NO	
13	15	PFOSA	42	0.9939	NO	
14	16	L-PFOS	43	0.9958	NO	
15	18	PFDA	44	0.9979	NO	
16	19	8:2 FTS	40	0.9990	NO	
17	20	PFNS	43	0.9966	NO	
18	21	N-MeFOSAA	45	0.9983	NO	
19	22	N-EtFOSAA	46	0.9995	NO	
20	23	PFUdA	47	0.9995	NO	
21	24	PFDS	47	0.9994	NO	
22	25	PFDoA	48	0.9934	NO	
23	26	N-MeFOSA	49	0.9978	NO	
24	27	PFTrDA	48	0.9970	NO	
25	28	PFTeDA	50	0.9933	NO	
26	29	N-EtFOSA	51	0.9996	NO	
27	30	PFHxDA	52	0.9986	NO	
28	31	PFODA	52	0.9989	NO	
29	32	N-MeFOSE	53	0.9990	NO	
30	33	N-EtFOSE	54	0.9930	NO	
31	34	13C3-PFBA	55		NO	3.591
32	35	13C3-PFPeA	56		NO	5.449

Dataset: F:\Projects\PFAS.PRO\Results\180301M1\180301M1-CRV.qld

Last Altered: Monday, March 05, 2018 08:17:35 Pacific Standard Time
Printed: Monday, March 05, 2018 08:20:27 Pacific Standard Time

Name: 180301M1_2, Date: 02-Mar-2018, Time: 00:51:52, ID: ST180301M1-1 PFC CS-2 18B2312, Description: PFC CS-2 18B2312

	#	Name	IS#	CoD	CoD Flag	%RSD
33	36	13C3-PFBS	56		NO	6.616
34	37	13C2-PFHxA	56		NO	5.755
35	38	13C4-PFHpA	56		NO	7.332
36	39	18O2-PFHxS	57		NO	9.454
37	40	13C2-PFOA	58		NO	4.440
38	41	13C5-PFNA	59		NO	5.612
39	42	13C8-PFOSA	62		NO	11.690
40	43	13C8-PFOS	60		NO	7.455
41	44	13C2-PFDA	61		NO	13.237
42	45	d3-N-MeFOSAA	62		NO	9.927
43	46	d5-N-EtFOSAA	62		NO	9.317
44	47	13C2-PFUdA	62		NO	8.881
45	48	13C2-PFDoA	62		NO	8.753
46	49	d3-N-MeFOSA	62		NO	6.770
47	50	13C2-PFTeDA	62		NO	15.989
48	51	d5-N-ETFOSA	62		NO	7.375
49	52	13C2-PFHxDA	62		NO	7.065
50	53	d7-N-MeFOSE	62		NO	10.639
51	54	d9-N-EtFOSE	62		NO	6.625
52	55	13C4-PFBA	55		NO	0.000
53	56	13C5-PFHxA	56		NO	0.000
54	57	13C3-PFHxS	57		NO	0.000
55	58	13C8-PFOA	58		NO	0.000
56	59	13C9-PFNA	59		NO	0.000
57	60	13C4-PFOS	60		NO	0.000
58	61	13C6-PFDA	61		NO	0.000
59	62	13C7-PFUdA	62		NO	0.000

Quantify Compound Summary Report **MassLynx MassLynx V4.1 SCN945 SCN960**
Vista Analytical Laboratory

Dataset: Untitled

Last Altered: Saturday, March 03, 2018 05:31:32 Pacific Standard Time
Printed: Saturday, March 03, 2018 05:33:13 Pacific Standard Time

Method: F:\Projects\PFAS.PRO\MethDB\PFAS_FULL_80C_022718.mdb 28 Feb 2018 13:19:45
Calibration: F:\Projects\PFAS.PRO\CurveDB\C18_VAL-PFAS_Q4_03-01-18-FULL.cdb 03 Mar 2018 05:24:54

Compound name: PFBA

	Name	ID	Acq.Date	Acq.Time
1	180301M1_1	IPA	02-Mar-18	00:40:28
2	180301M1_2	ST180301M1-1 PFC CS-2 18B2312	02-Mar-18	00:51:52
3	180301M1_3	ST180301M1-2 PFC CS-1 18B2313	02-Mar-18	01:03:19
4	180301M1_4	ST180301M1-3 PFC CS0 18B2314	02-Mar-18	01:14:50
5	180301M1_5	ST180301M1-4 PFC CS1 18B2315	02-Mar-18	01:26:16
6	180301M1_6	ST180301M1-5 PFC CS2 18B2316	02-Mar-18	01:37:43
7	180301M1_7	ST180301M1-6 PFC CS3 18B2317	02-Mar-18	01:49:10
8	180301M1_8	ST180301M1-7 PFC CS4 18B2318	02-Mar-18	02:00:37
9	180301M1_9	ST180301M1-8 PFC CS5 18B2319	02-Mar-18	02:12:06
10	180301M1_10	ST180301M1-9 PFC CS6 18B2320	02-Mar-18	02:23:33
11	180301M1_11	ST180301M1-10 PFC CS7 18B2321	02-Mar-18	02:35:03
12	180301M1_12	IPA	02-Mar-18	02:46:32
13	180301M1_13	ICV180301M1-1 PFC ICV 18B2311	02-Mar-18	02:58:02
14	180301M1_14	IPA	02-Mar-18	03:09:32

Dataset: F:\Projects\PFAS.PRO\Results\180301M1\180301M1-CRV.qld

Last Altered: Saturday, March 03, 2018 05:10:16 Pacific Standard Time
Printed: Saturday, March 03, 2018 05:16:32 Pacific Standard Time

Method: F:\Projects\PFAS.PRO\MethDB\PFAS_FULL_80C_022718.mdb 28 Feb 2018 13:19:45
Calibration: F:\Projects\PFAS.PRO\CurveDB\C18_VAL-PFAS_Q4_03-01-18-FULL.cdb 03 Mar 2018 05:10:16

Compound name: PFBA
Correlation coefficient: r = 0.999933, r^2 = 0.999866
Calibration curve: 1.21518 * x + -0.0256219
Response type: Internal Std (Ref 34), Area * (IS Conc. / IS Area)
Curve type: Linear, Origin: Include, Weighting: 1/x, Axis trans: None

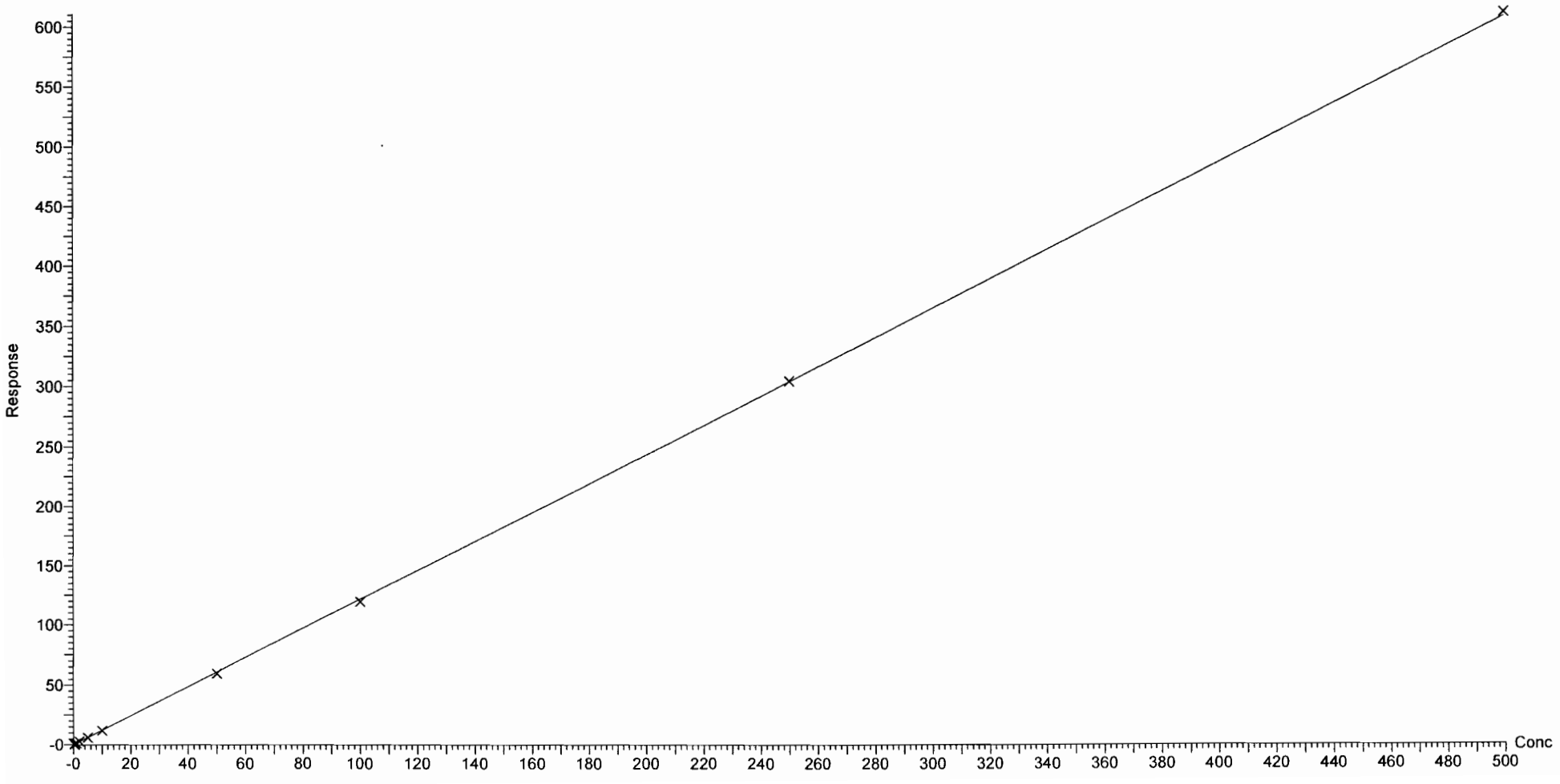

Dataset: F:\Projects\PFAS.PRO\Results\180301M1\180301M1-CRV.qld

Last Altered: Saturday, March 03, 2018 05:10:16 Pacific Standard Time
Printed: Saturday, March 03, 2018 05:16:32 Pacific Standard Time

Compound name: PFPeA
Correlation coefficient: r = 0.999732, r^2 = 0.999463
Calibration curve: 1.00597 * x + 0.00234598
Response type: Internal Std (Ref 35), Area * (IS Conc. / IS Area)
Curve type: Linear, Origin: Exclude, Weighting: 1/x, Axis trans: None

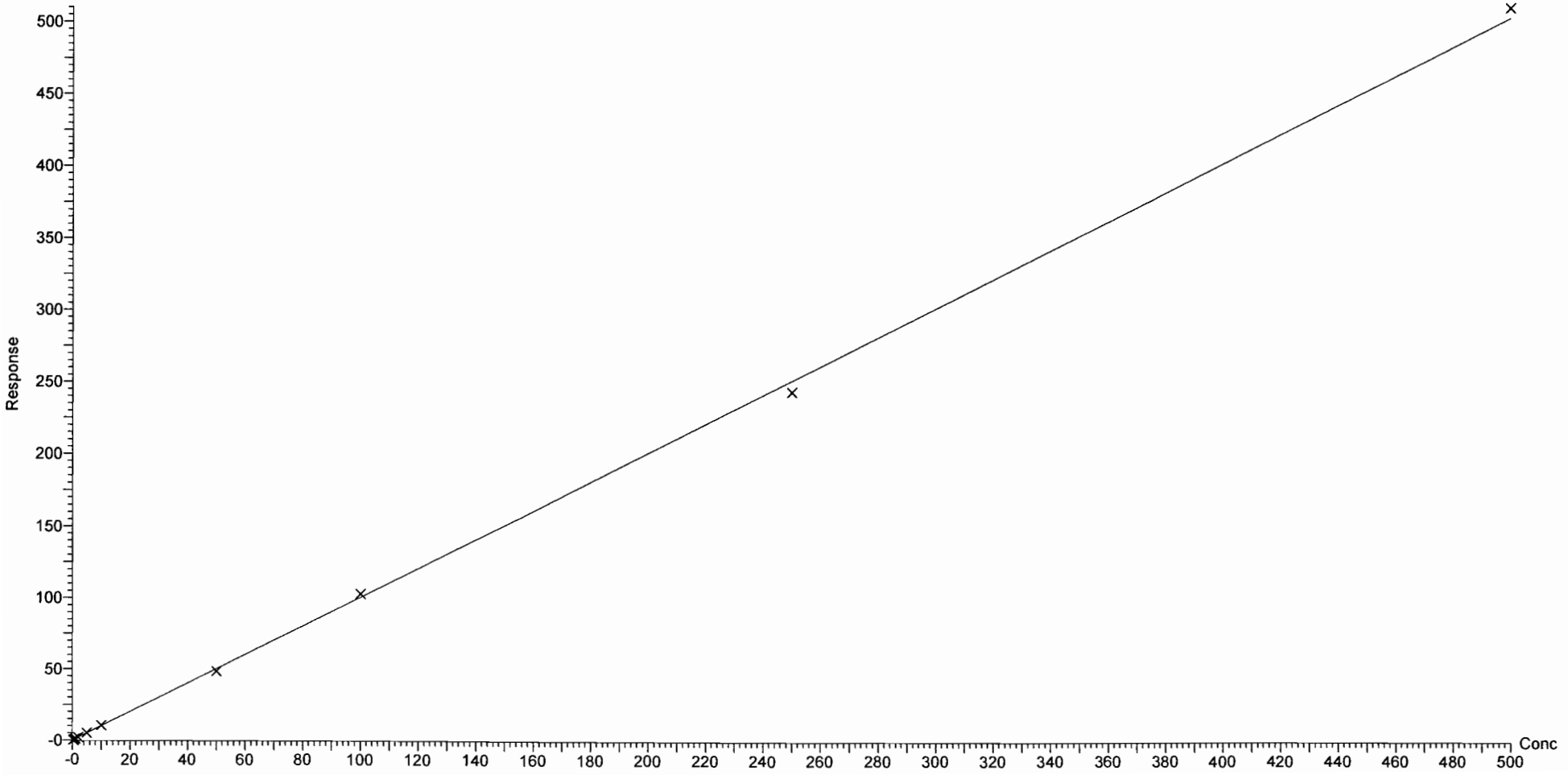

Dataset: F:\Projects\PFAS.PRO\Results\180301M1\180301M1-CRV.qld

Last Altered: Saturday, March 03, 2018 05:10:16 Pacific Standard Time
Printed: Saturday, March 03, 2018 05:16:32 Pacific Standard Time

Compound name: PFBS
Coefficient of Determination: R^2 = 0.999738
Calibration curve: -0.0001083 * x^2 + 1.80781 * x + -0.110765
Response type: Internal Std (Ref 36), Area * (IS Conc. / IS Area)
Curve type: 2nd Order, Origin: Exclude, Weighting: 1/x, Axis trans: None

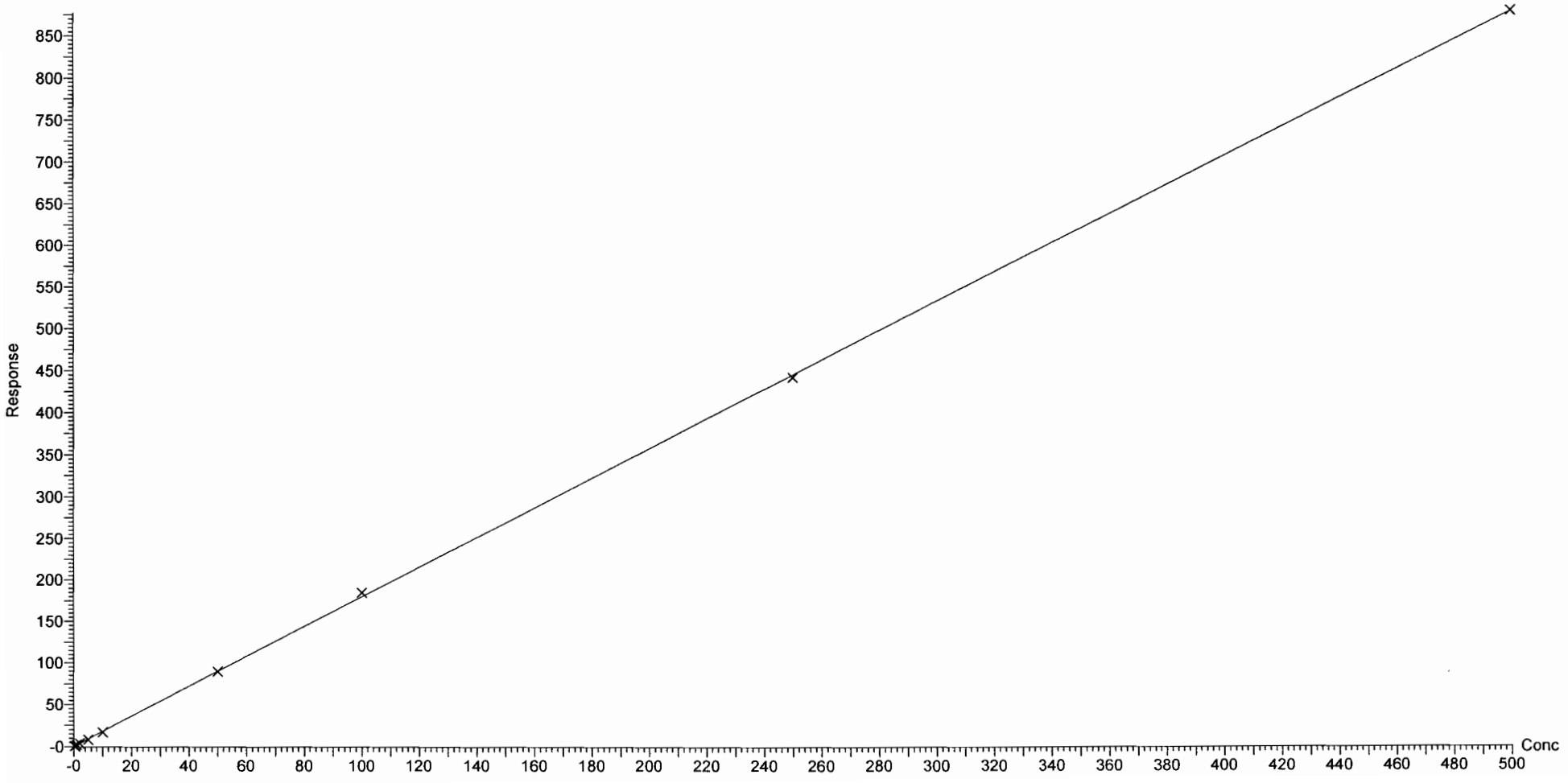

Dataset: F:\Projects\PFAS.PRO\Results\180301M1\180301M1-CRV.qld

Last Altered: Saturday, March 03, 2018 05:10:16 Pacific Standard Time
Printed: Saturday, March 03, 2018 05:16:32 Pacific Standard Time

Compound name: 4:2 FTS
Coefficient of Determination: R^2 = 0.999555
Calibration curve: -9.45792e-005 * x^2 + 1.39095 * x + 0.0149965
Response type: Internal Std (Ref 36), Area * (IS Conc. / IS Area)
Curve type: 2nd Order, Origin: Exclude, Weighting: 1/x, Axis trans: None

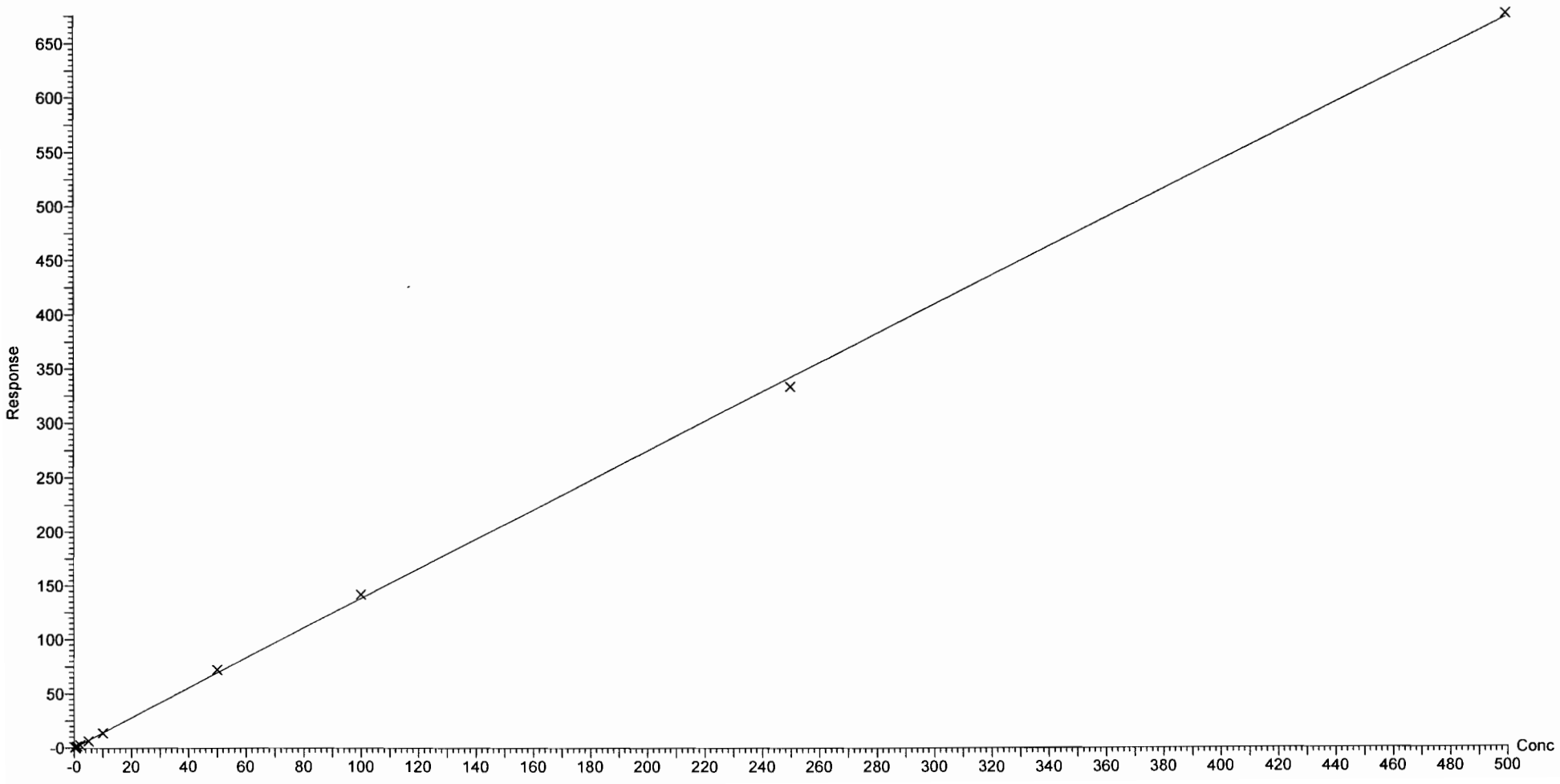

Dataset: F:\Projects\PFAS.PRO\Results\180301M1\180301M1-CRV.qld

Last Altered: Saturday, March 03, 2018 05:10:16 Pacific Standard Time
Printed: Saturday, March 03, 2018 05:16:32 Pacific Standard Time

Compound name: PFHxA
Coefficient of Determination: R^2 = 0.999401
Calibration curve: -0.000167228 * x^2 + 1.53598 * x + 0.061558
Response type: Internal Std (Ref 37), Area * (IS Conc. / IS Area)
Curve type: 2nd Order, Origin: Include, Weighting: 1/x, Axis trans: None

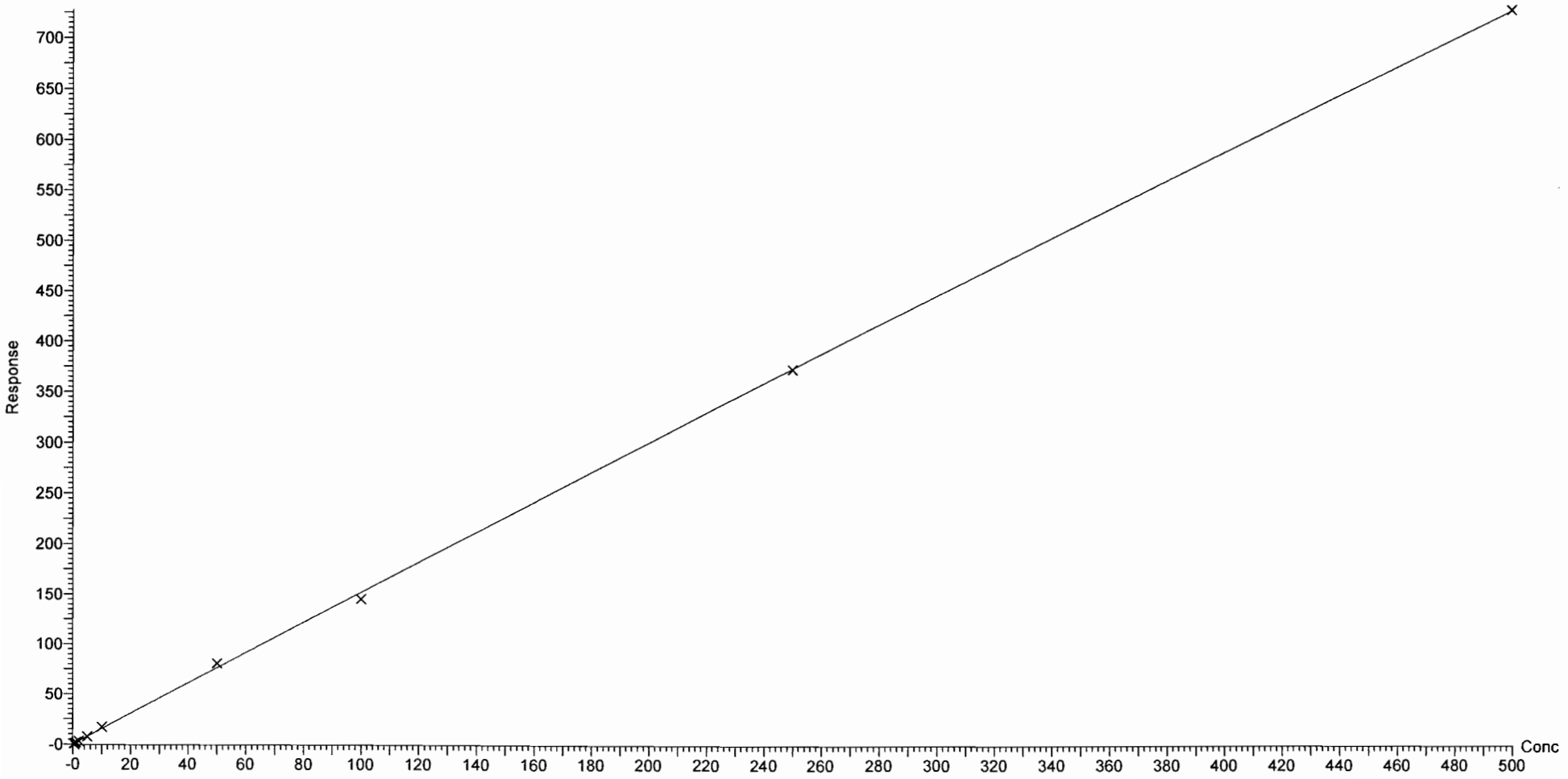

Dataset: F:\Projects\PFAS.PRO\Results\180301M1\180301M1-CRV.qld

Last Altered: Saturday, March 03, 2018 05:10:16 Pacific Standard Time
Printed: Saturday, March 03, 2018 05:16:32 Pacific Standard Time

Compound name: PFPeS
Correlation coefficient: r = 0.999511, r^2 = 0.999022
Calibration curve: 1.97048 * x + -0.0874669
Response type: Internal Std (Ref 36), Area * (IS Conc. / IS Area)
Curve type: Linear, Origin: Exclude, Weighting: 1/x, Axis trans: None

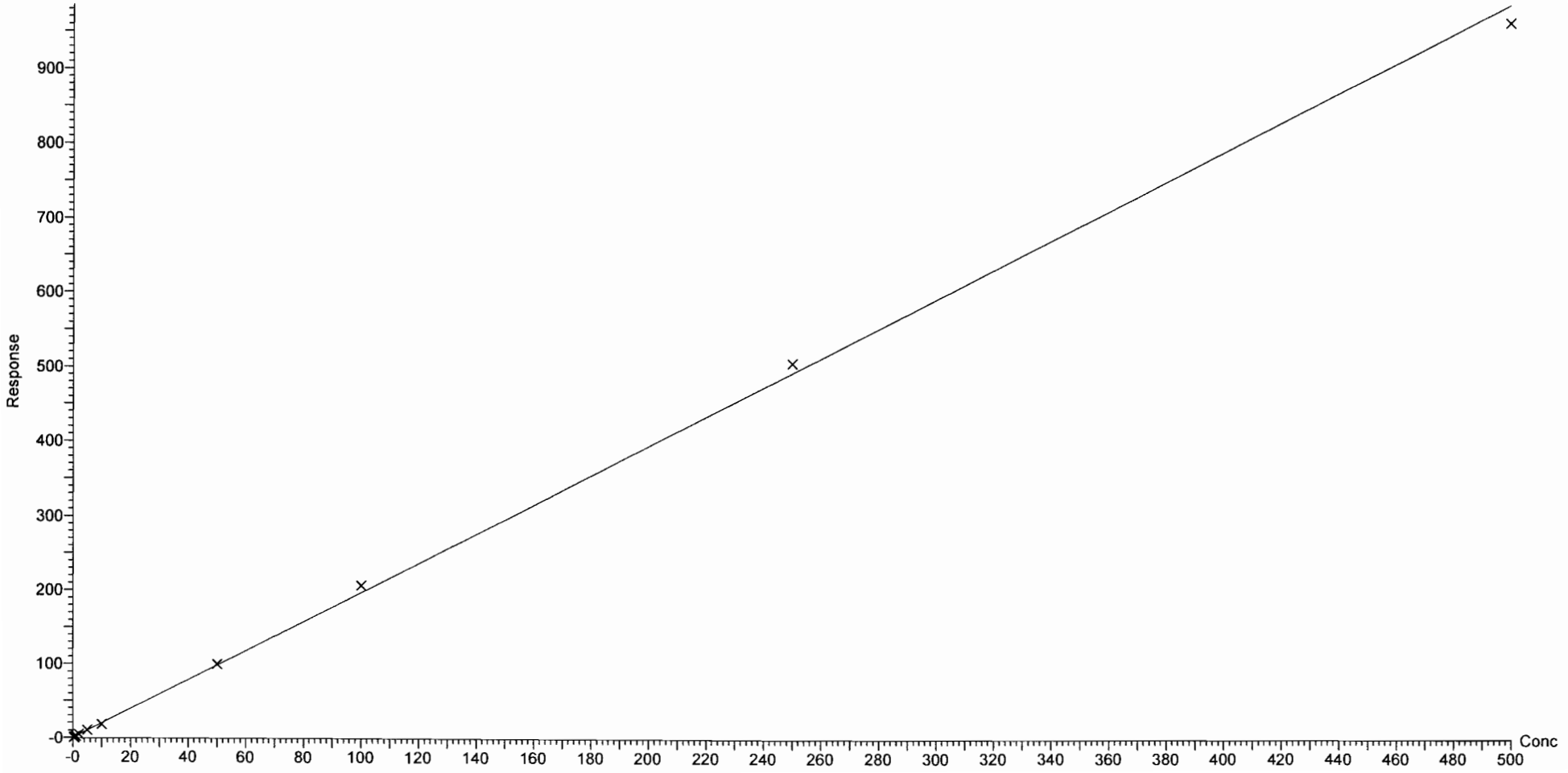

Dataset: F:\Projects\PFAS.PRO\Results\180301M1\180301M1-CRV.qld

Last Altered: Saturday, March 03, 2018 05:10:16 Pacific Standard Time
Printed: Saturday, March 03, 2018 05:16:32 Pacific Standard Time

Compound name: PFHpA
Correlation coefficient: r = 0.999214, r^2 = 0.998428
Calibration curve: 1.37003 * x + -0.0299465
Response type: Internal Std (Ref 38), Area * (IS Conc. / IS Area)
Curve type: Linear, Origin: Exclude, Weighting: 1/x, Axis trans: None

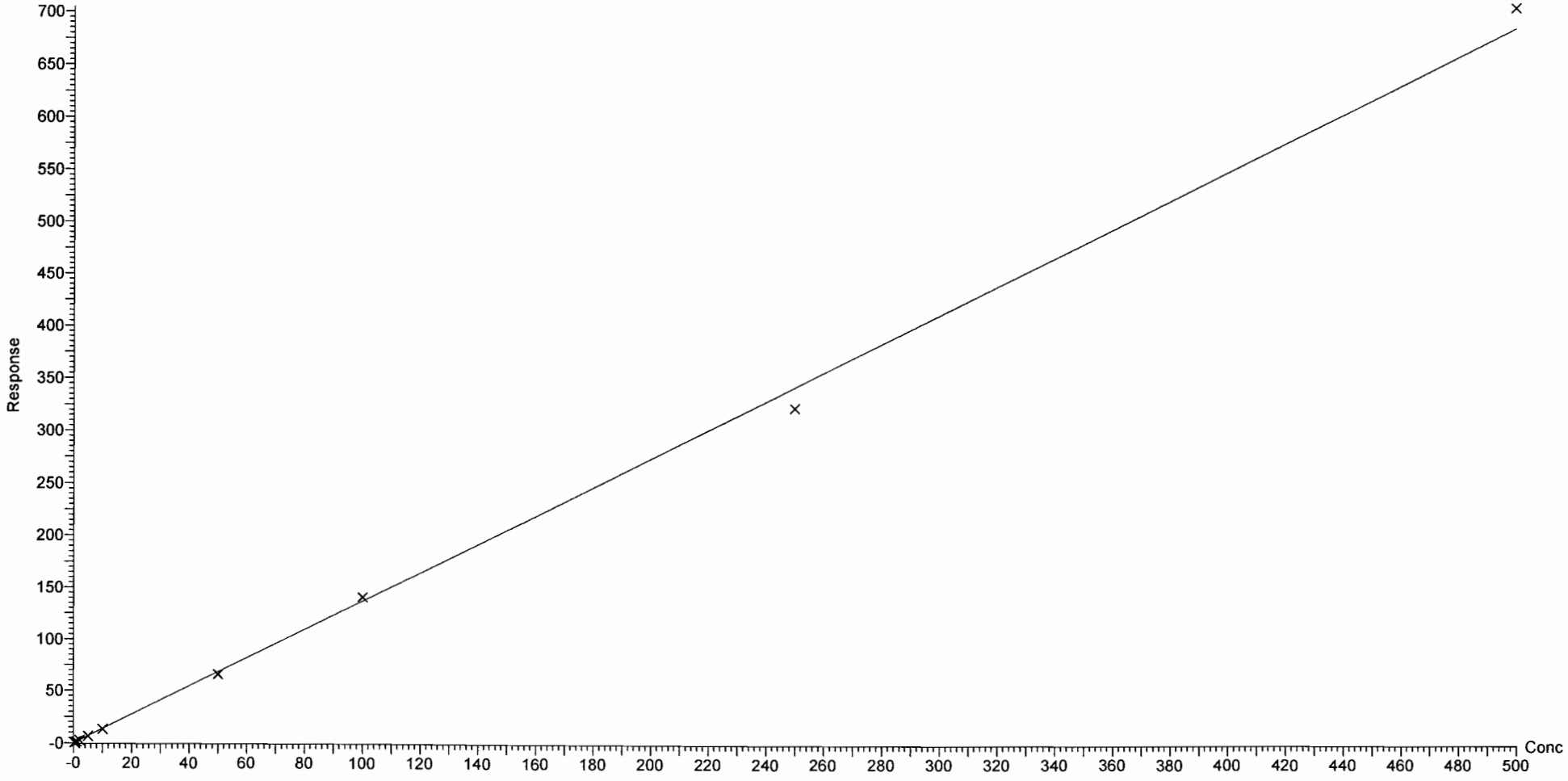

Vista Analytical Laboratory Q1

Dataset: F:\Projects\PFAS.PRO\Results\180301M1\180301M1-CRV.qld

Last Altered: Saturday, March 03, 2018 05:24:54 Pacific Standard Time
Printed: Saturday, March 03, 2018 05:25:18 Pacific Standard Time

Method: F:\Projects\PFAS.PRO\MethDB\PFAS_FULL_80C_022718.mdb 28 Feb 2018 13:19:45
Calibration: F:\Projects\PFAS.PRO\CurveDB\C18_VAL-PFAS_Q4_03-01-18-FULL.cdb 03 Mar 2018 05:24:54

Compound name: L-PFHxS
Coefficient of Determination: R^2 = 0.999223
Calibration curve: 0.00128029 * x^2 + 1.60315 * x + 0.660702
Response type: Internal Std (Ref 39), Area * (IS Conc. / IS Area)
Curve type: 2nd Order, Origin: Exclude, Weighting: 1/x, Axis trans: None

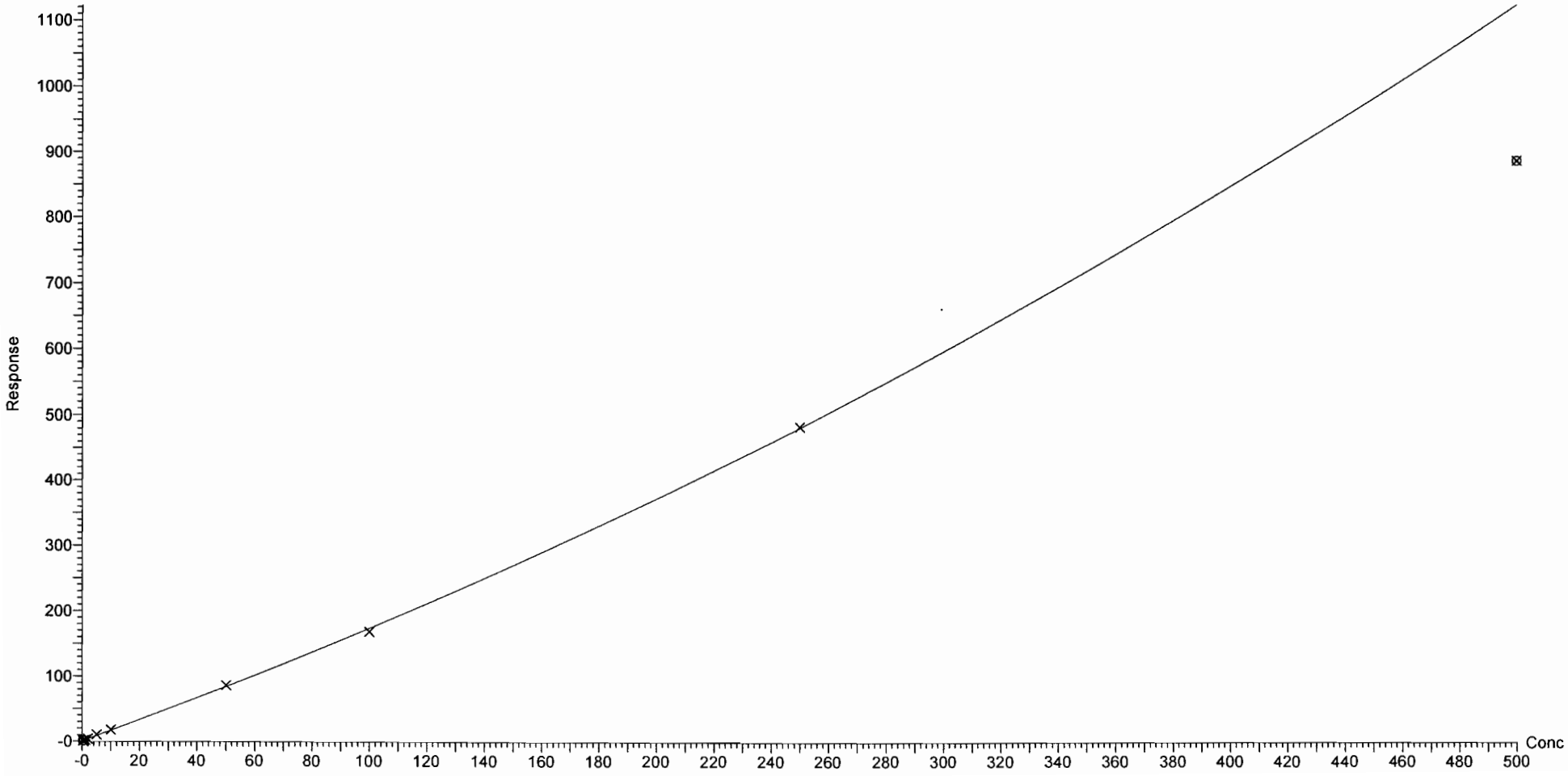

Dataset: F:\Projects\PFAS.PRO\Results\180301M1\180301M1-CRV.qld

Last Altered: Saturday, March 03, 2018 05:10:16 Pacific Standard Time
Printed: Saturday, March 03, 2018 05:16:32 Pacific Standard Time

Compound name: 6:2 FTS
Coefficient of Determination: R^2 = 0.996330
Calibration curve: 5.72594e-005 * x^2 + 0.17718 * x + 0.0436809
Response type: Internal Std (Ref 40), Area * (IS Conc. / IS Area)
Curve type: 2nd Order, Origin: Include, Weighting: 1/x, Axis trans: None

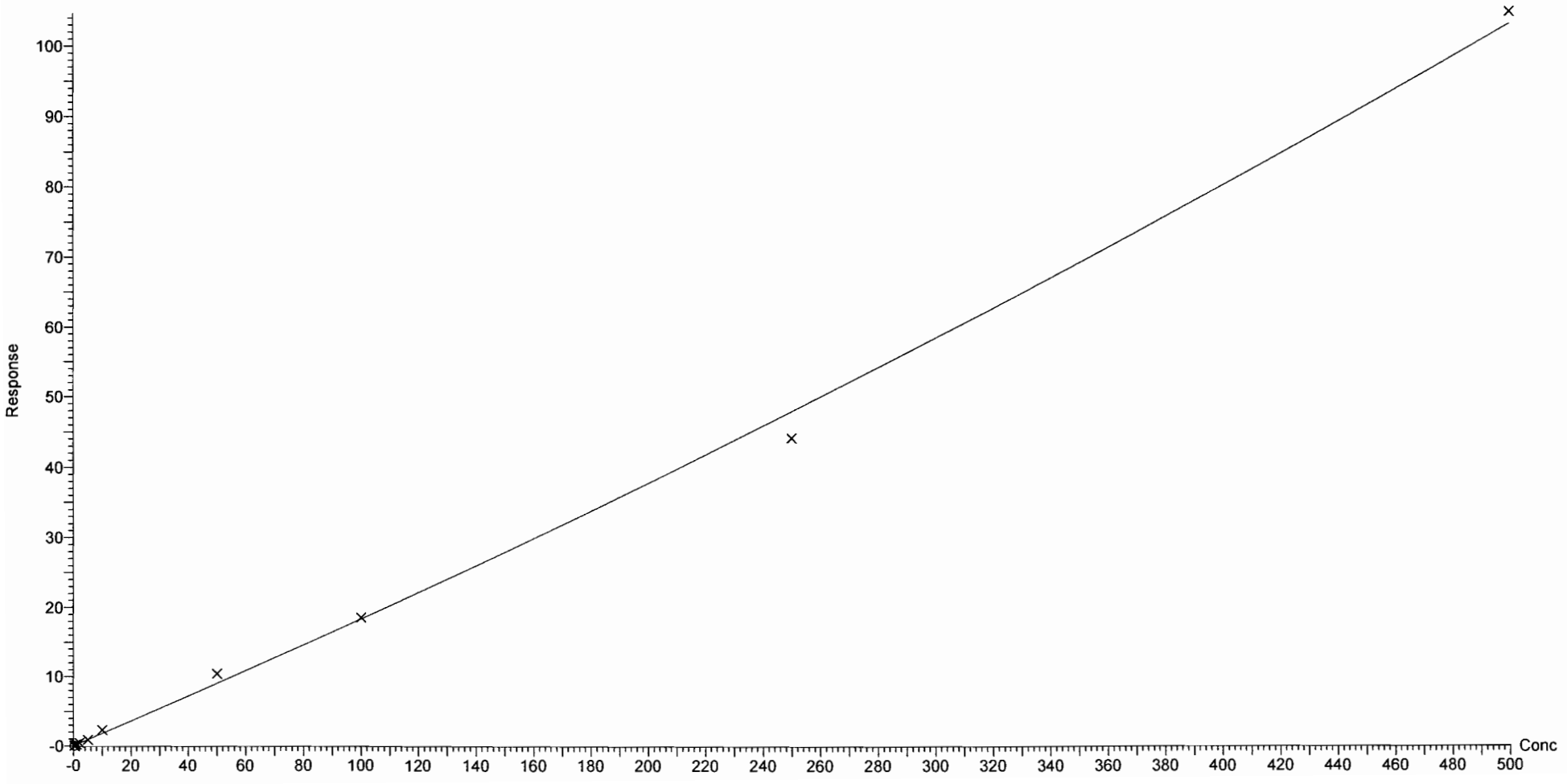

Vista Analytical Laboratory Q1

Dataset: F:\Projects\PFAS.PRO\Results\180301M1\180301M1-CRV.qld

Last Altered: Saturday, March 03, 2018 05:10:16 Pacific Standard Time
Printed: Saturday, March 03, 2018 05:16:32 Pacific Standard Time

Compound name: L-PFOA
Correlation coefficient: r = 0.999526, r^2 = 0.999052
Calibration curve: 0.967604 * x + 0.0816853
Response type: Internal Std (Ref 40), Area * (IS Conc. / IS Area)
Curve type: Linear, Origin: Exclude, Weighting: 1/x, Axis trans: None

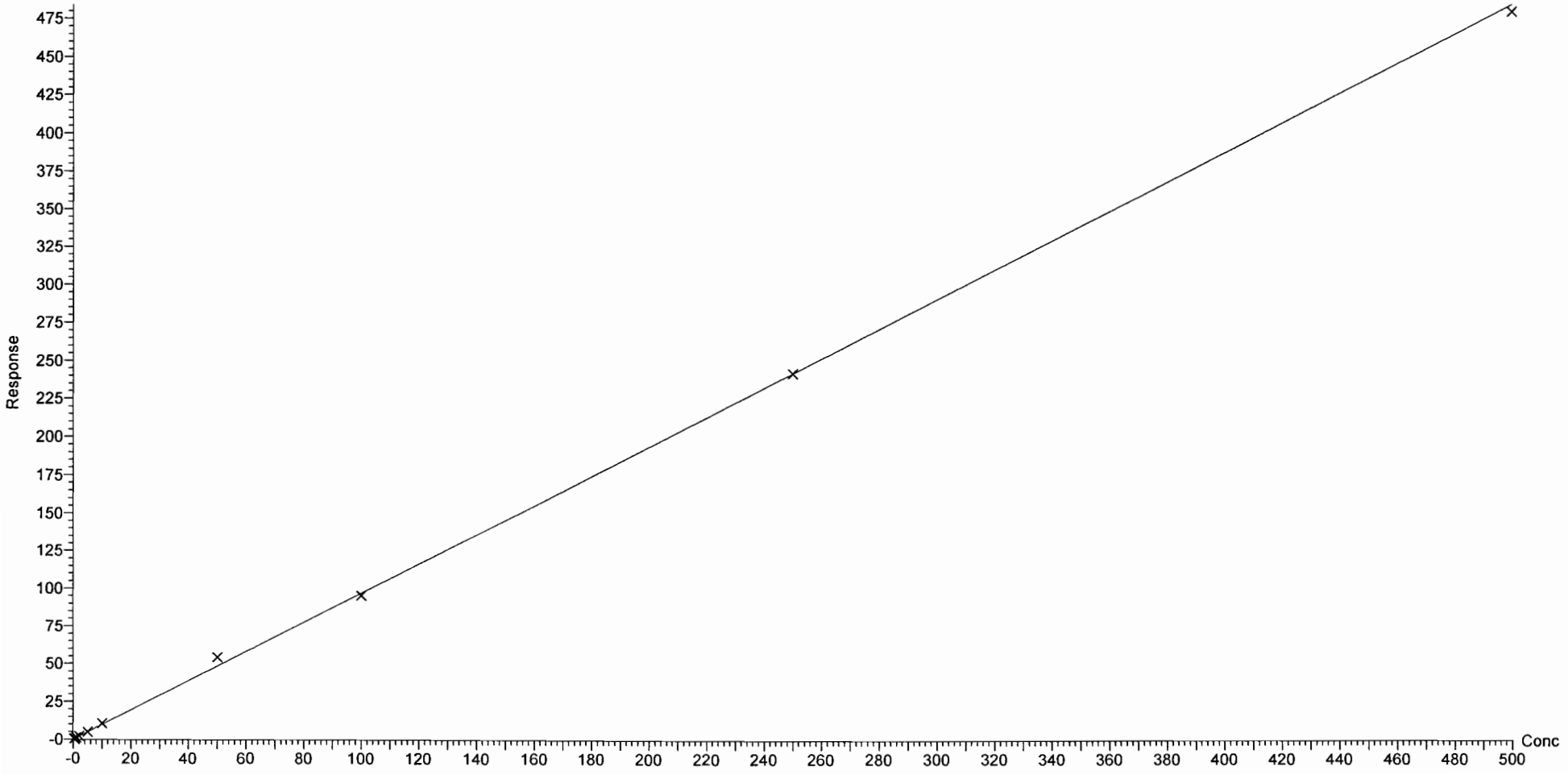

Dataset: F:\Projects\PFAS.PRO\Results\180301M1\180301M1-CRV.qld

Last Altered: Saturday, March 03, 2018 05:10:16 Pacific Standard Time
Printed: Saturday, March 03, 2018 05:16:32 Pacific Standard Time

Compound name: PFHpS
Coefficient of Determination: R^2 = 0.998869
Calibration curve: -5.90696e-005 * x^2 + 0.236416 * x + 0.00450455
Response type: Internal Std (Ref 40), Area * (IS Conc. / IS Area)
Curve type: 2nd Order, Origin: Exclude, Weighting: 1/x, Axis trans: None

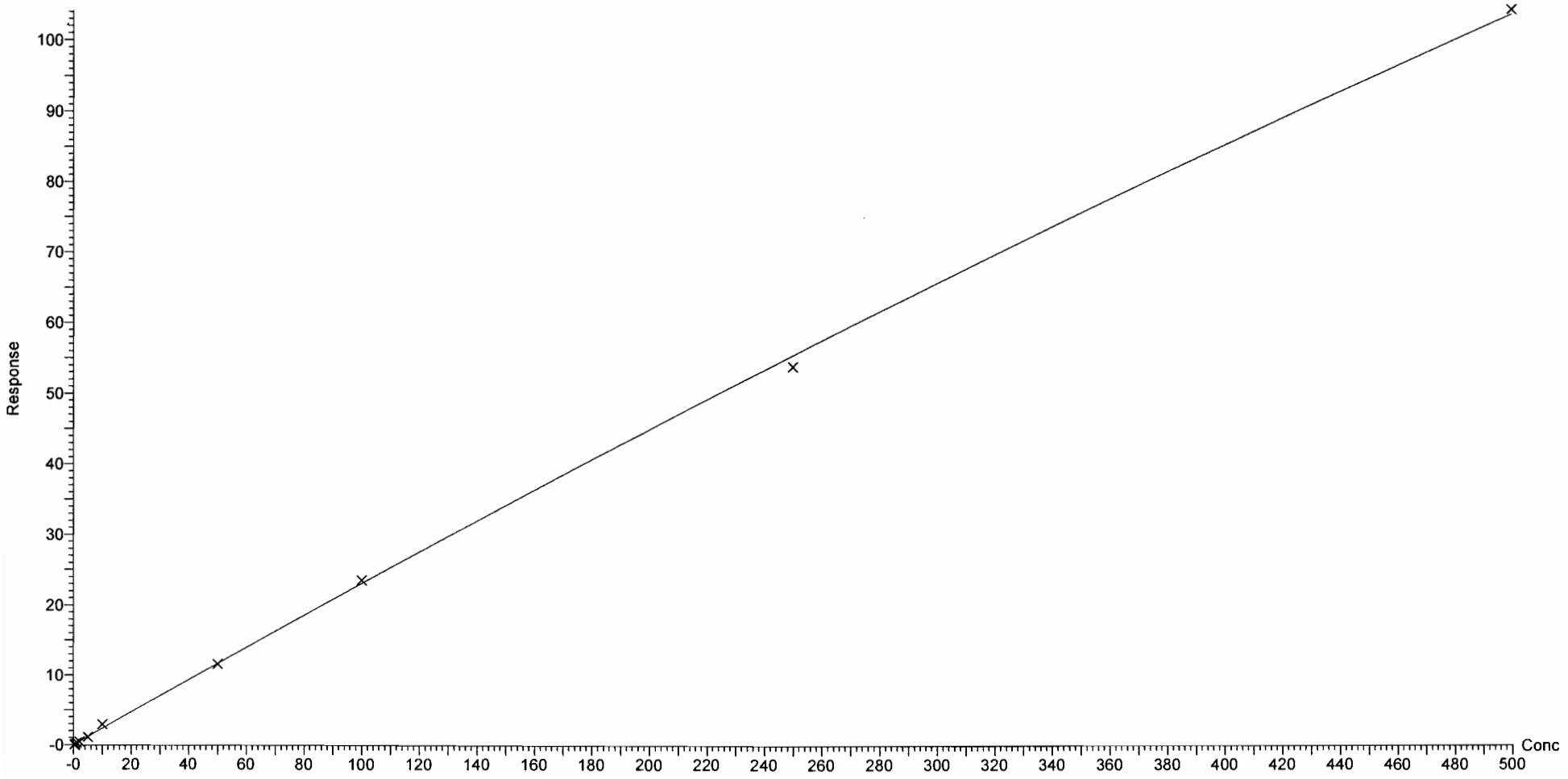

Dataset: F:\Projects\PFAS.PRO\Results\180301M1\180301M1-CRV.qld

Last Altered: Saturday, March 03, 2018 05:10:16 Pacific Standard Time
Printed: Saturday, March 03, 2018 05:16:32 Pacific Standard Time

Compound name: PFNA
Coefficient of Determination: R^2 = 0.999673
Calibration curve: -0.00096212 * x^2 + 1.44117 * x + -0.0367972
Response type: Internal Std (Ref 41), Area * (IS Conc. / IS Area)
Curve type: 2nd Order, Origin: Exclude, Weighting: 1/x, Axis trans: None

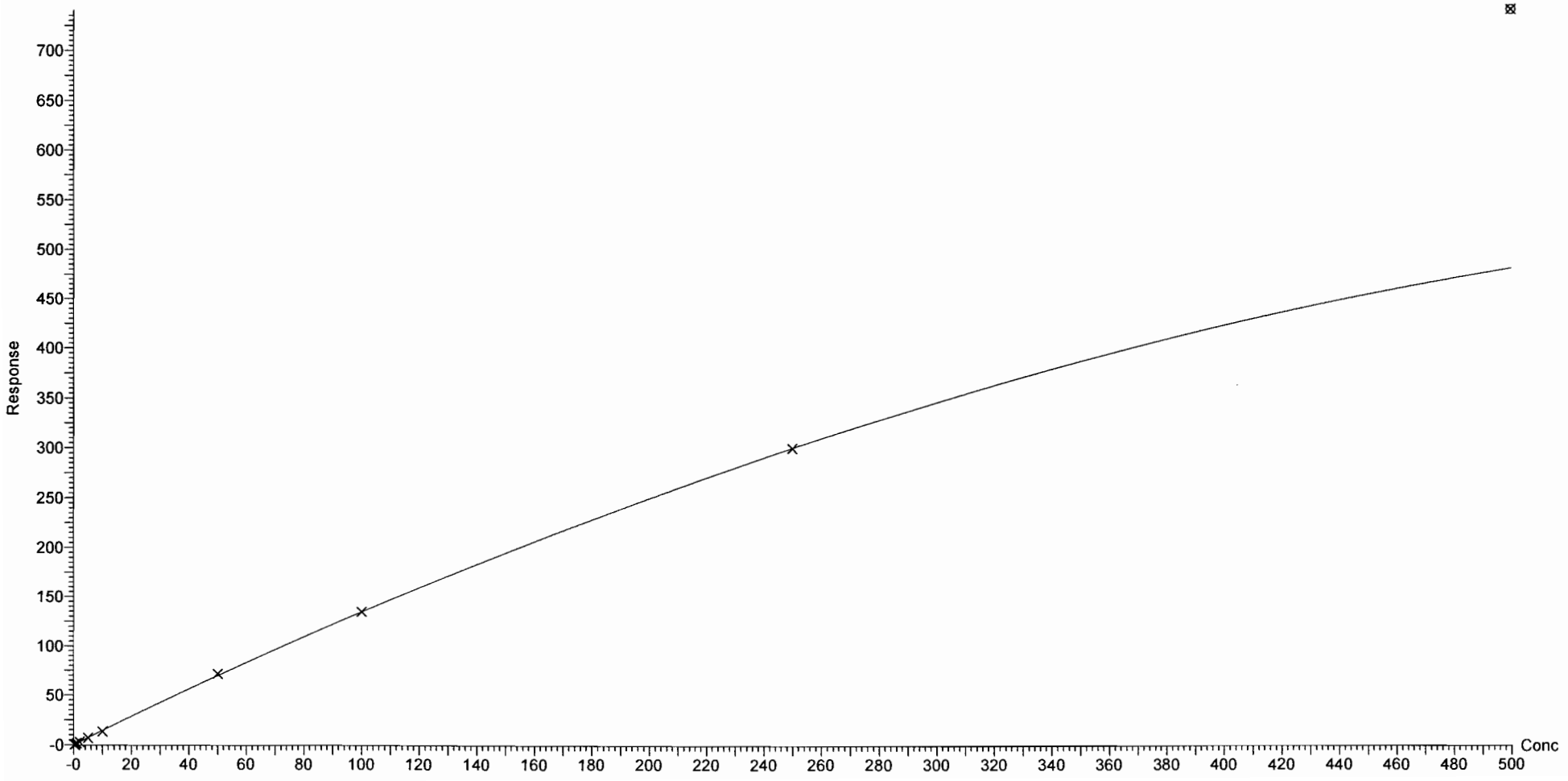

Dataset: F:\Projects\PFAS.PRO\Results\180301M1\180301M1-CRV.qld

Last Altered: Saturday, March 03, 2018 05:10:16 Pacific Standard Time
Printed: Saturday, March 03, 2018 05:16:32 Pacific Standard Time

Compound name: PFOSA
Correlation coefficient: r = 0.996929, r^2 = 0.993868
Calibration curve: 1.06783 * x + -0.0152718
Response type: Internal Std (Ref 42), Area * (IS Conc. / IS Area)
Curve type: Linear, Origin: Exclude, Weighting: 1/x, Axis trans: None

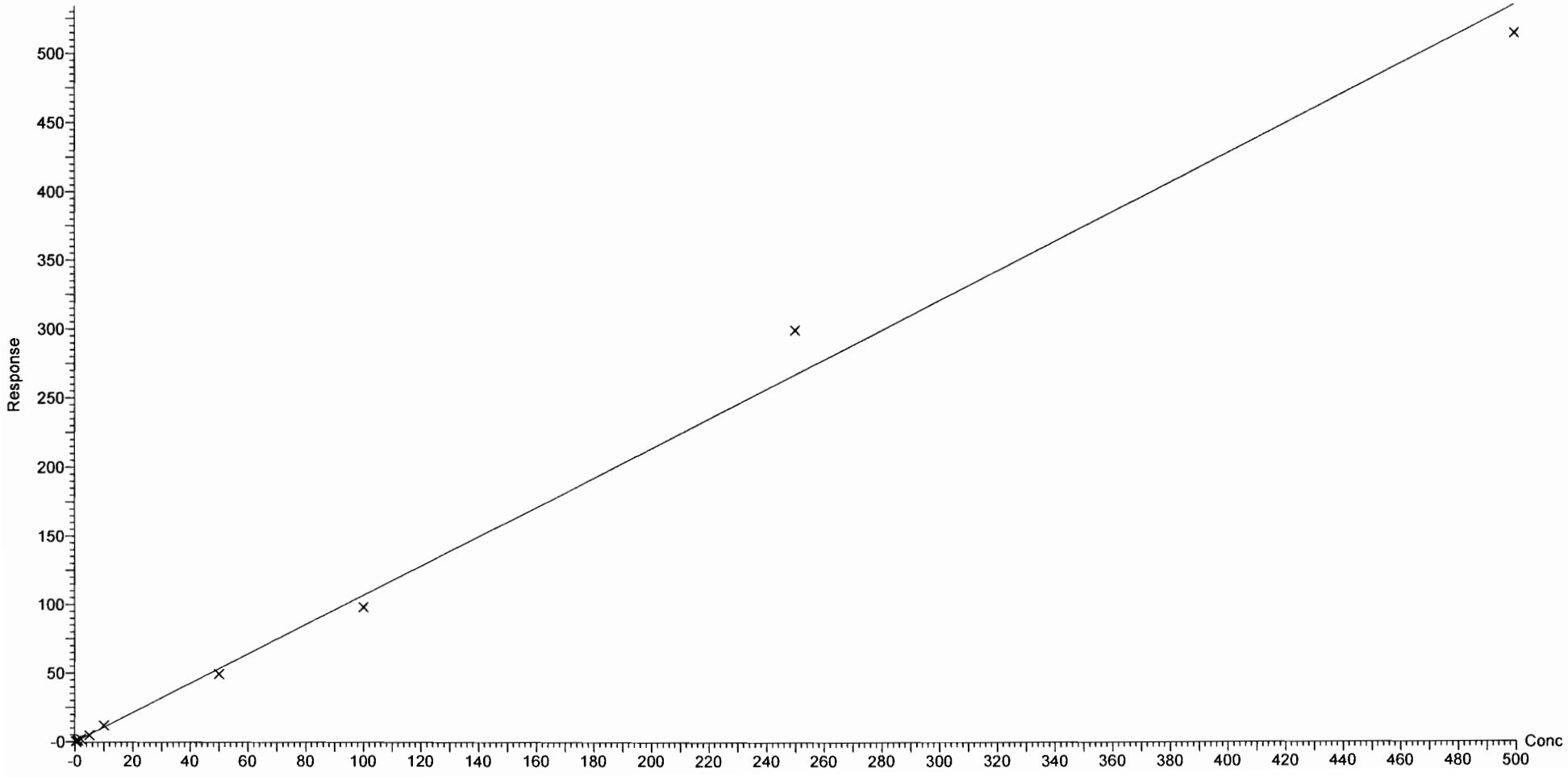

Dataset: F:\Projects\PFAS.PRO\Results\180301M1\180301M1-CRV.qld

Last Altered: Saturday, March 03, 2018 05:10:16 Pacific Standard Time
Printed: Saturday, March 03, 2018 05:16:32 Pacific Standard Time

Compound name: L-PFOS
Correlation coefficient: r = 0.997880, r^2 = 0.995765
Calibration curve: 1.10479 * x + 0.0220104
Response type: Internal Std (Ref 43), Area * (IS Conc. / IS Area)
Curve type: Linear, Origin: Exclude, Weighting: 1/x, Axis trans: None

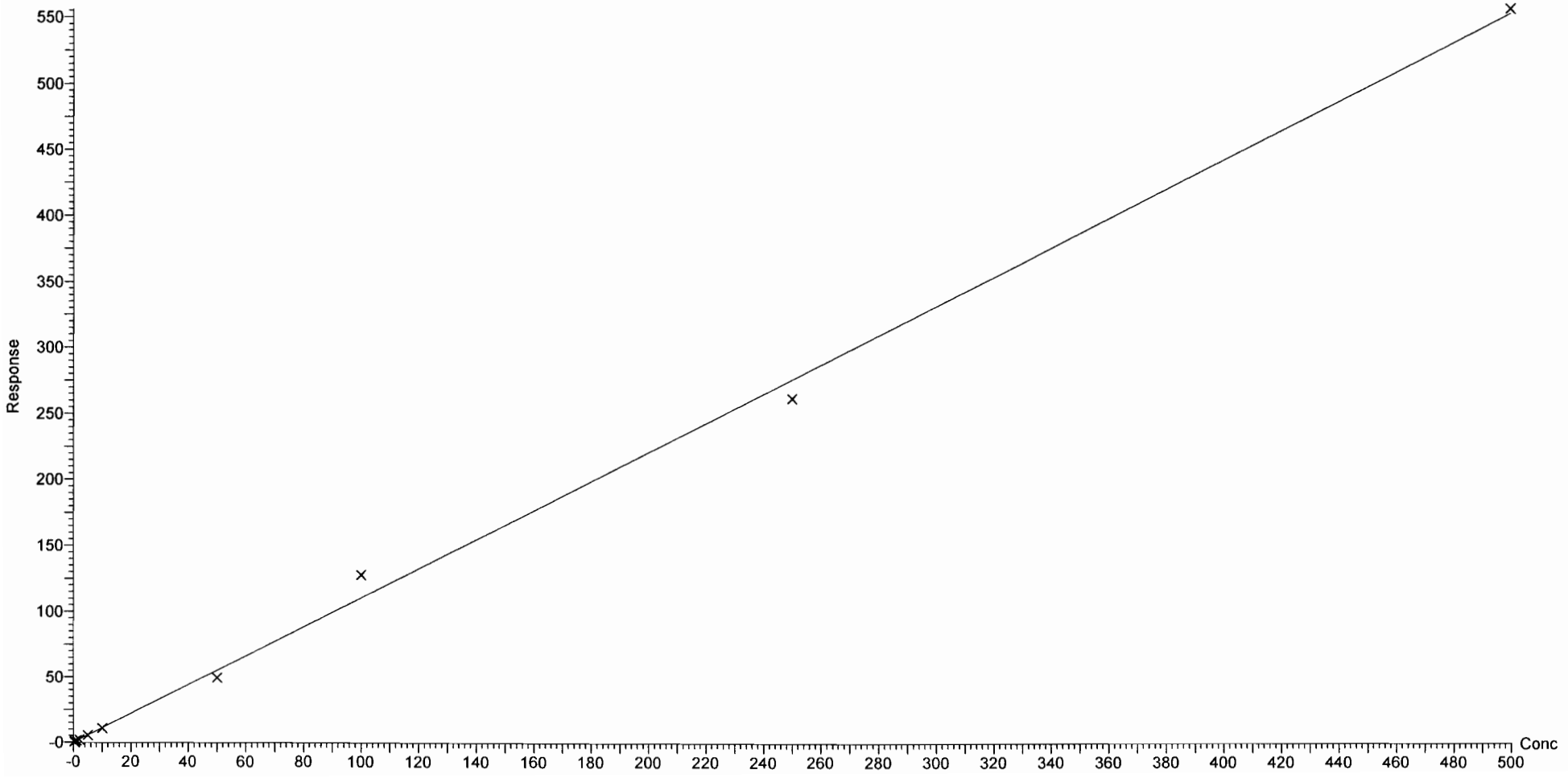

Dataset: F:\Projects\PFAS.PRO\Results\180301M1\180301M1-CRV.qld

Last Altered: Saturday, March 03, 2018 05:10:16 Pacific Standard Time
Printed: Saturday, March 03, 2018 05:16:32 Pacific Standard Time

Compound name: PFDA
Coefficient of Determination: R^2 = 0.997944
Calibration curve: -0.00034341 * x^2 + 1.4956 * x + -0.0888583
Response type: Internal Std (Ref 44), Area * (IS Conc. / IS Area)
Curve type: 2nd Order, Origin: Exclude, Weighting: 1/x, Axis trans: None

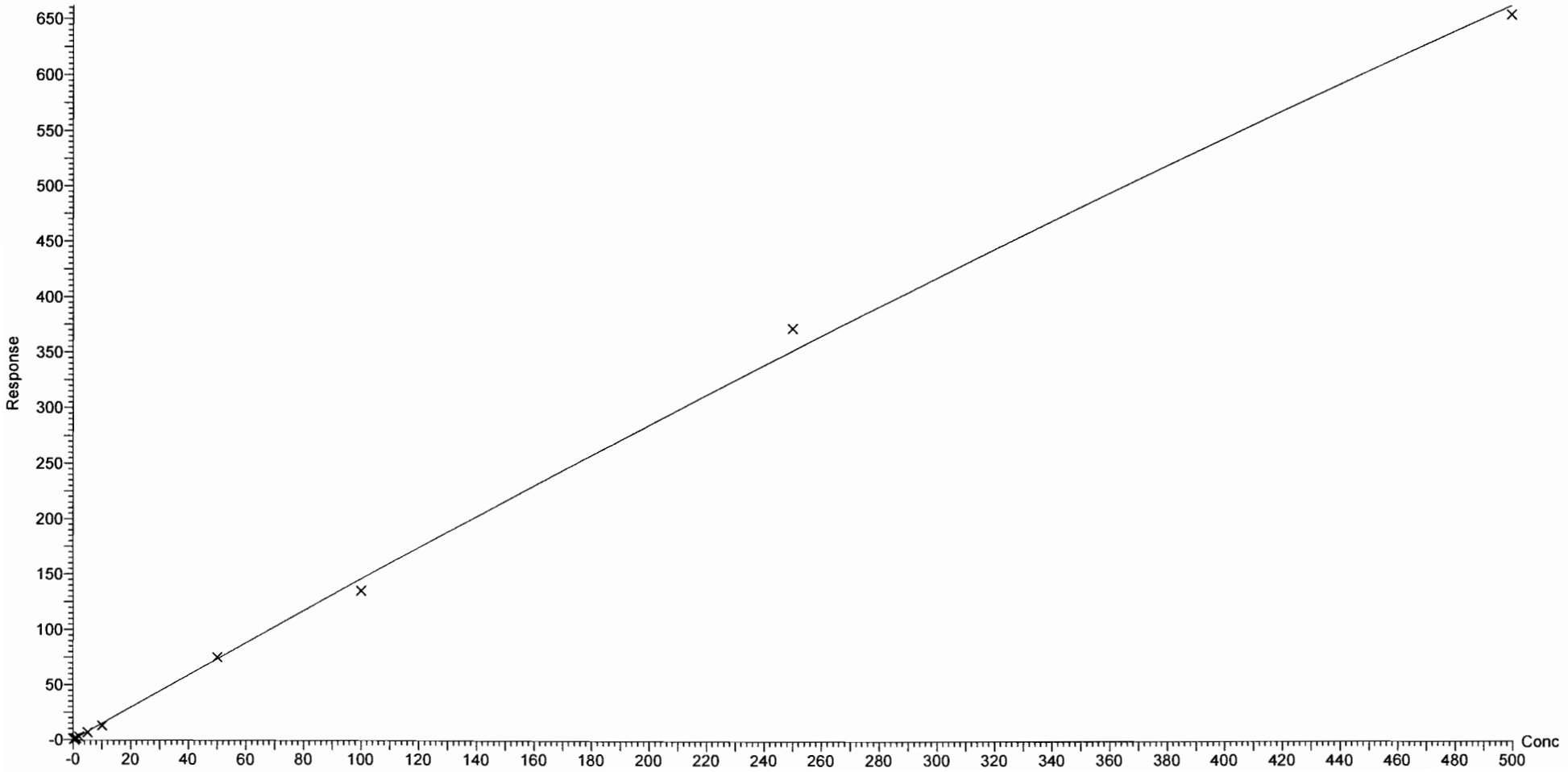

Vista Analytical Laboratory Q1

Dataset: F:\Projects\PFAS.PRO\Results\180301M1\180301M1-CRV.qld

Last Altered: Saturday, March 03, 2018 05:10:16 Pacific Standard Time
Printed: Saturday, March 03, 2018 05:16:32 Pacific Standard Time

Compound name: 8:2 FTS
Coefficient of Determination: R^2 = 0.999048
Calibration curve: -5.52562e-006 * x^2 + 0.206679 * x + 0.0472478
Response type: Internal Std (Ref 40), Area * (IS Conc. / IS Area)
Curve type: 2nd Order, Origin: Include, Weighting: 1/x, Axis trans: None

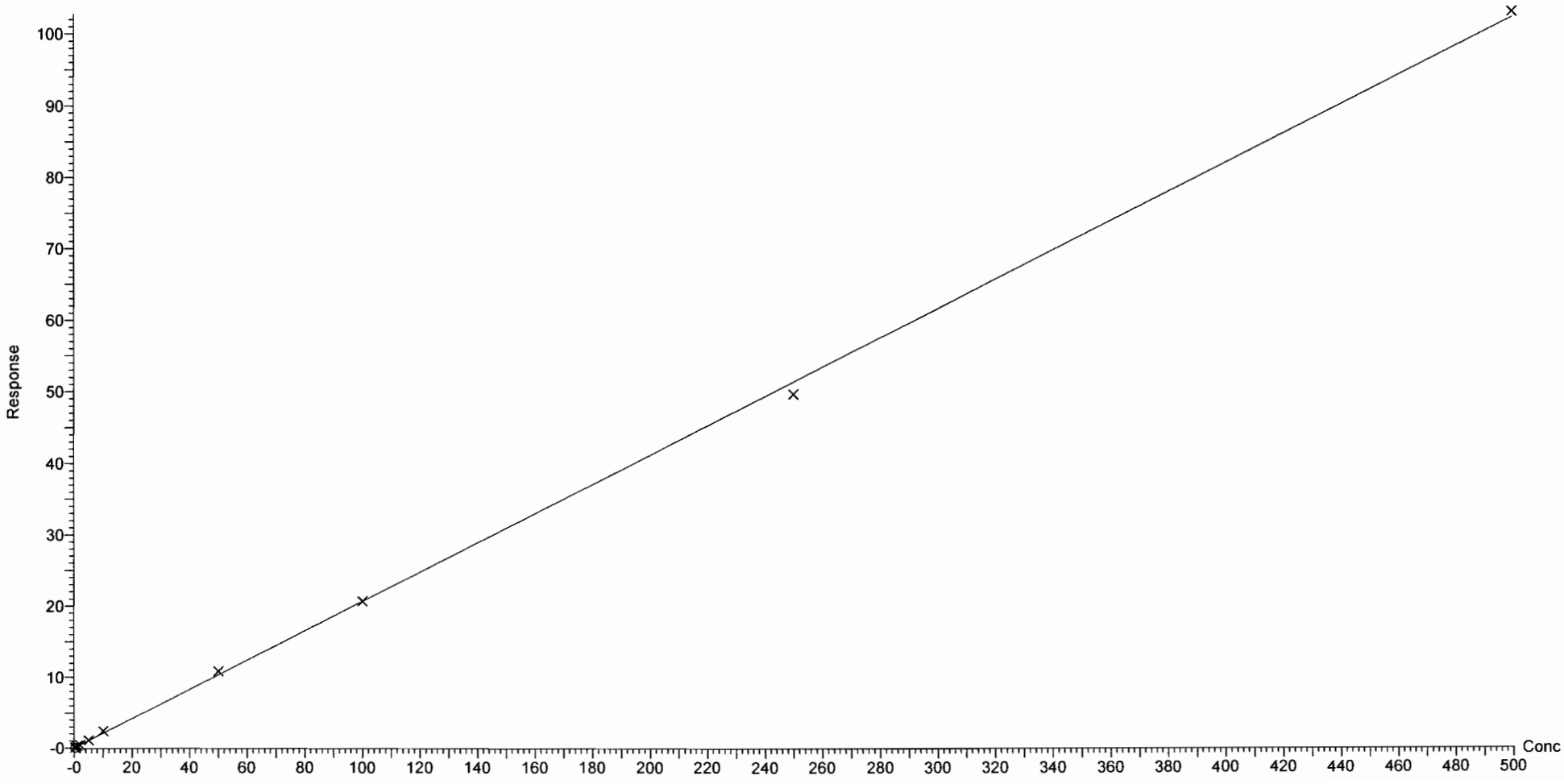

Vista Analytical Laboratory Q1

Dataset: F:\Projects\PFAS.PRO\Results\180301M1\180301M1-CRV.qld

Last Altered: Monday, March 05, 2018 08:17:35 Pacific Standard Time
Printed: Monday, March 05, 2018 08:19:15 Pacific Standard Time

Method: F:\Projects\PFAS.PRO\MethDB\PFAS_FULL_80C_022718.mdb 28 Feb 2018 13:19:45
Calibration: F:\Projects\PFAS.PRO\CurveDB\C18_VAL-PFAS_Q4_03-01-18-FULL.cdb 05 Mar 2018 08:17:35

Compound name: PFNS
Coefficient of Determination: R^2 = 0.996592
Calibration curve: -0.000247687 * x^2 + 0.933776 * x + -0.0403232
Response type: Internal Std (Ref 43), Area * (IS Conc. / IS Area)
Curve type: 2nd Order, Origin: Exclude, Weighting: 1/x, Axis trans: None

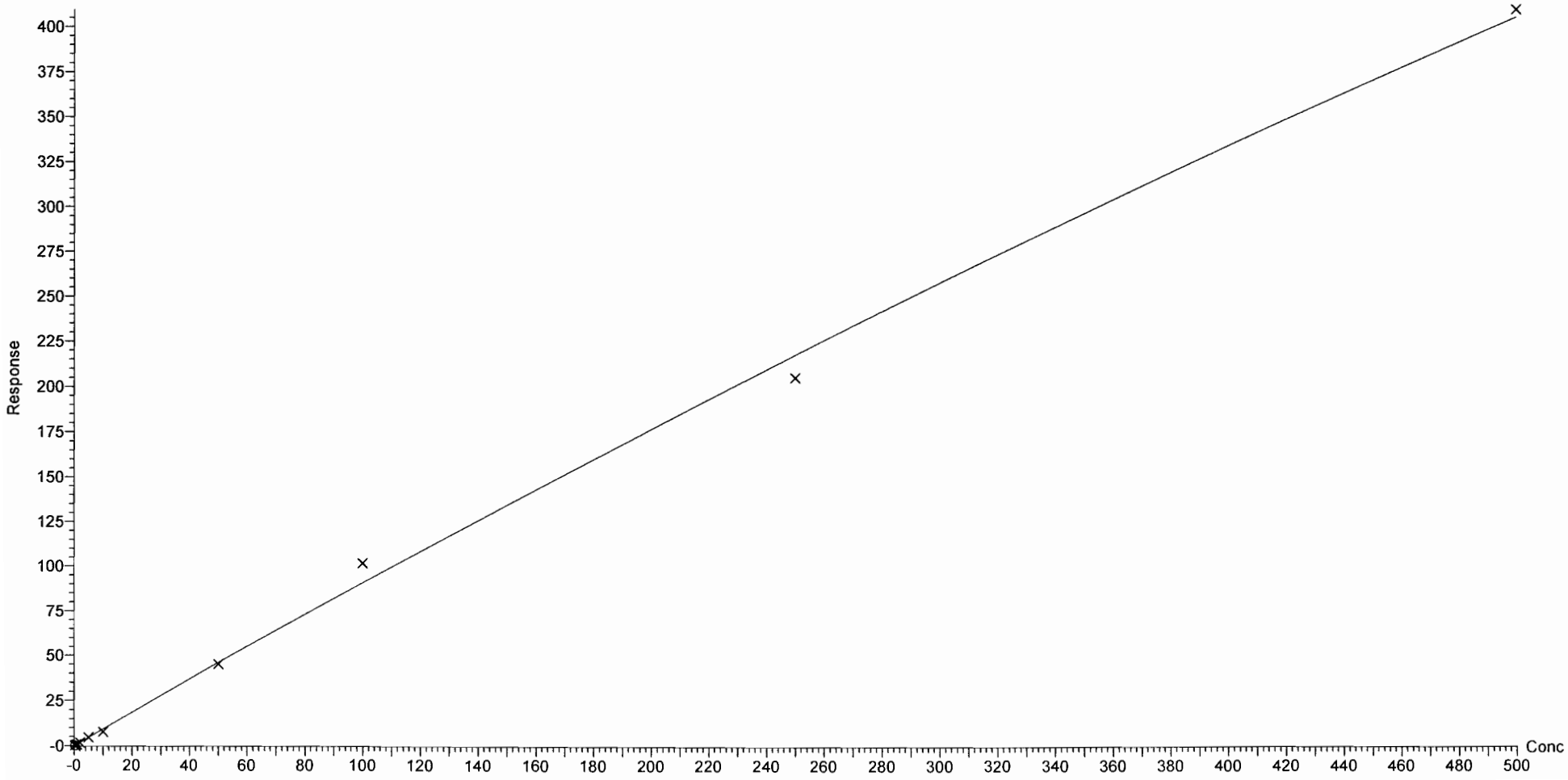

Dataset: F:\Projects\PFAS.PRO\Results\180301M1\180301M1-CRV.qld

Last Altered: Saturday, March 03, 2018 05:10:16 Pacific Standard Time
Printed: Saturday, March 03, 2018 05:16:32 Pacific Standard Time

Compound name: N-MeFOSAA
Coefficient of Determination: R^2 = 0.998328
Calibration curve: -0.000367023 * x^2 + 1.50008 * x + -0.201302
Response type: Internal Std (Ref 45), Area * (IS Conc. / IS Area)
Curve type: 2nd Order, Origin: Include, Weighting: 1/x, Axis trans: None

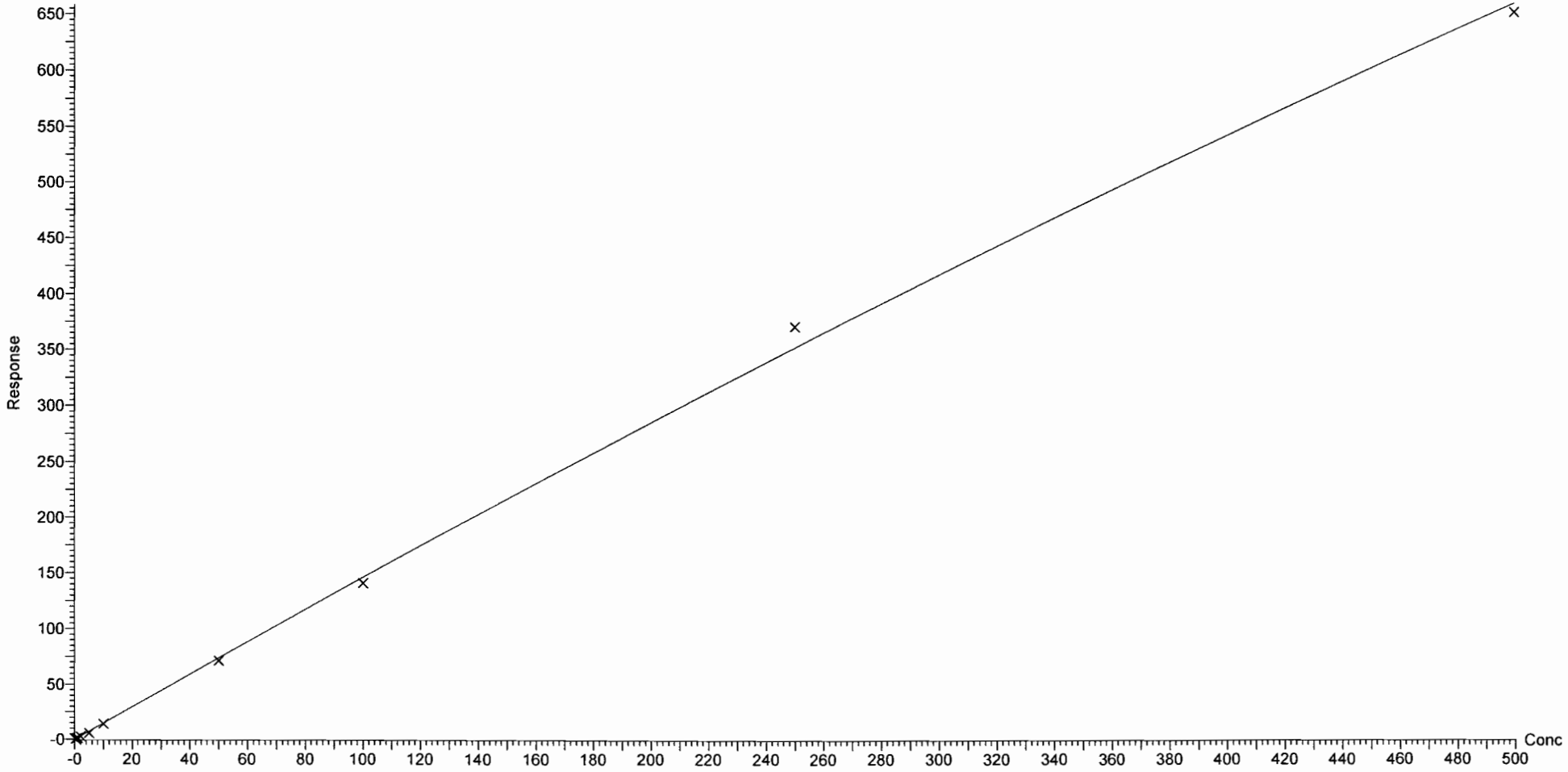

Dataset: F:\Projects\PFAS.PRO\Results\180301M1\180301M1-CRV.qld

Last Altered: Saturday, March 03, 2018 05:10:16 Pacific Standard Time
Printed: Saturday, March 03, 2018 05:16:32 Pacific Standard Time

Compound name: N-EtFOSAA
Coefficient of Determination: R^2 = 0.999538
Calibration curve: 0.000106014 * x^2 + 0.966433 * x + 0.00598936
Response type: Internal Std (Ref 46), Area * (IS Conc. / IS Area)
Curve type: 2nd Order, Origin: Include, Weighting: 1/x, Axis trans: None

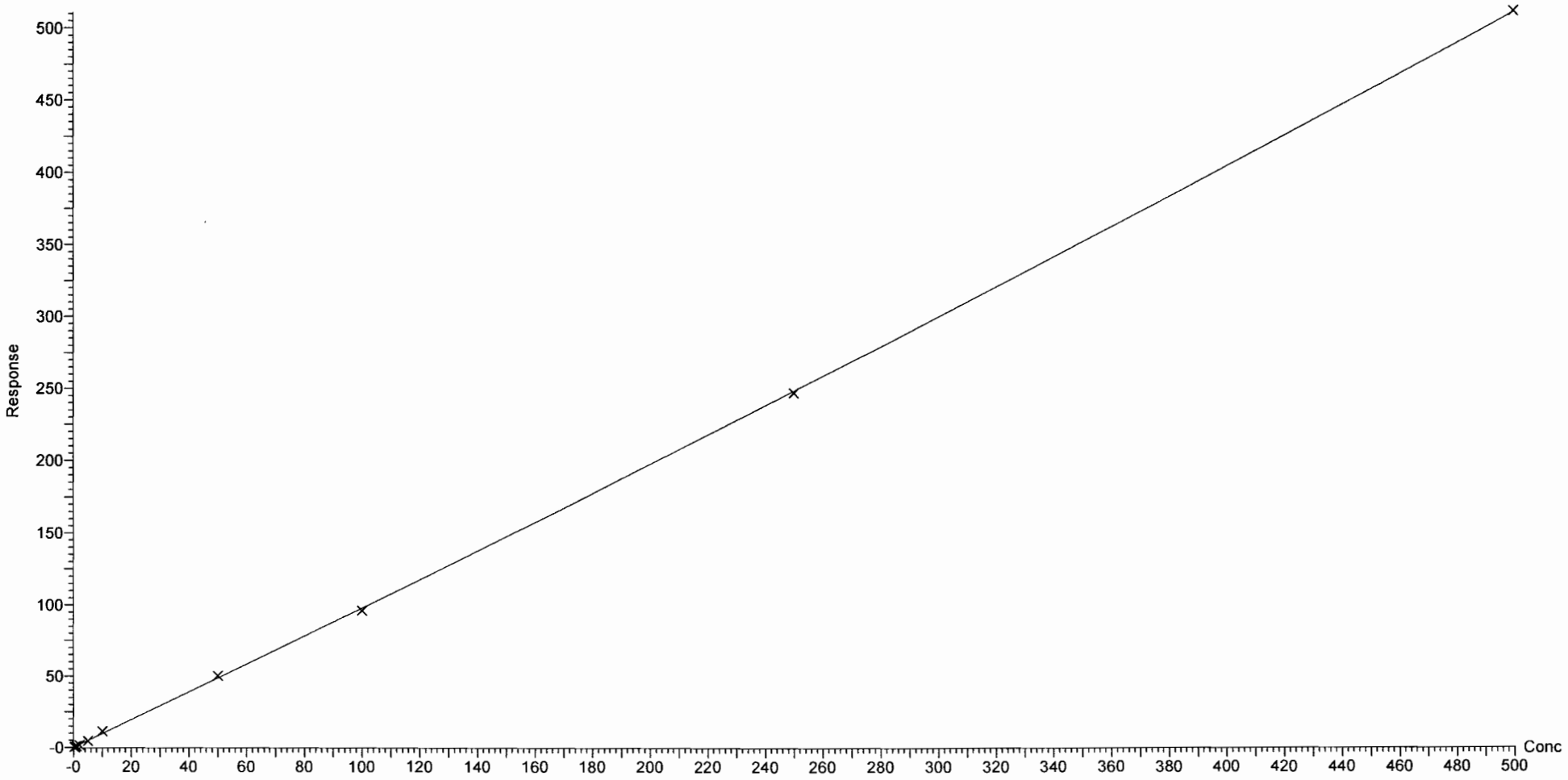

Dataset: F:\Projects\PFAS.PRO\Results\180301M1\180301M1-CRV.qld

Last Altered: Saturday, March 03, 2018 05:10:16 Pacific Standard Time
Printed: Saturday, March 03, 2018 05:16:32 Pacific Standard Time

Compound name: PFUdA
Coefficient of Determination: R^2 = 0.999538
Calibration curve: -0.000236603 * x^2 + 1.05753 * x + -0.0119524
Response type: Internal Std (Ref 47), Area * (IS Conc. / IS Area)
Curve type: 2nd Order, Origin: Exclude, Weighting: 1/x, Axis trans: None

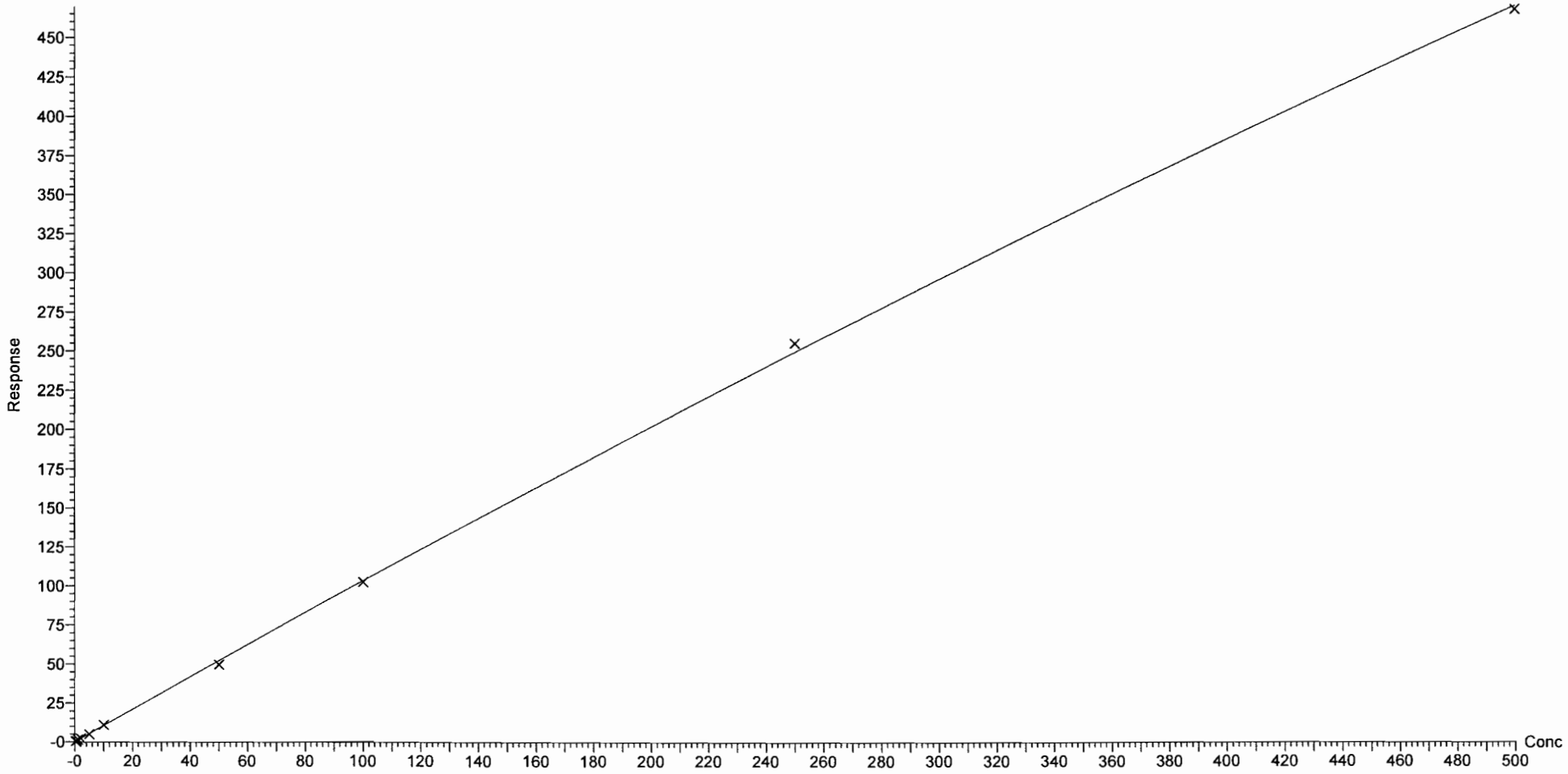

Dataset: F:\Projects\PFAS.PRO\Results\180301M1\180301M1-CRV.qld

Last Altered: Saturday, March 03, 2018 05:10:16 Pacific Standard Time
Printed: Saturday, March 03, 2018 05:16:32 Pacific Standard Time

Compound name: PFDS
Coefficient of Determination: R^2 = 0.999378
Calibration curve: -0.000168442 * x^2 + 0.285232 * x + -0.0186889
Response type: Internal Std (Ref 47), Area * (IS Conc. / IS Area)
Curve type: 2nd Order, Origin: Exclude, Weighting: 1/x, Axis trans: None

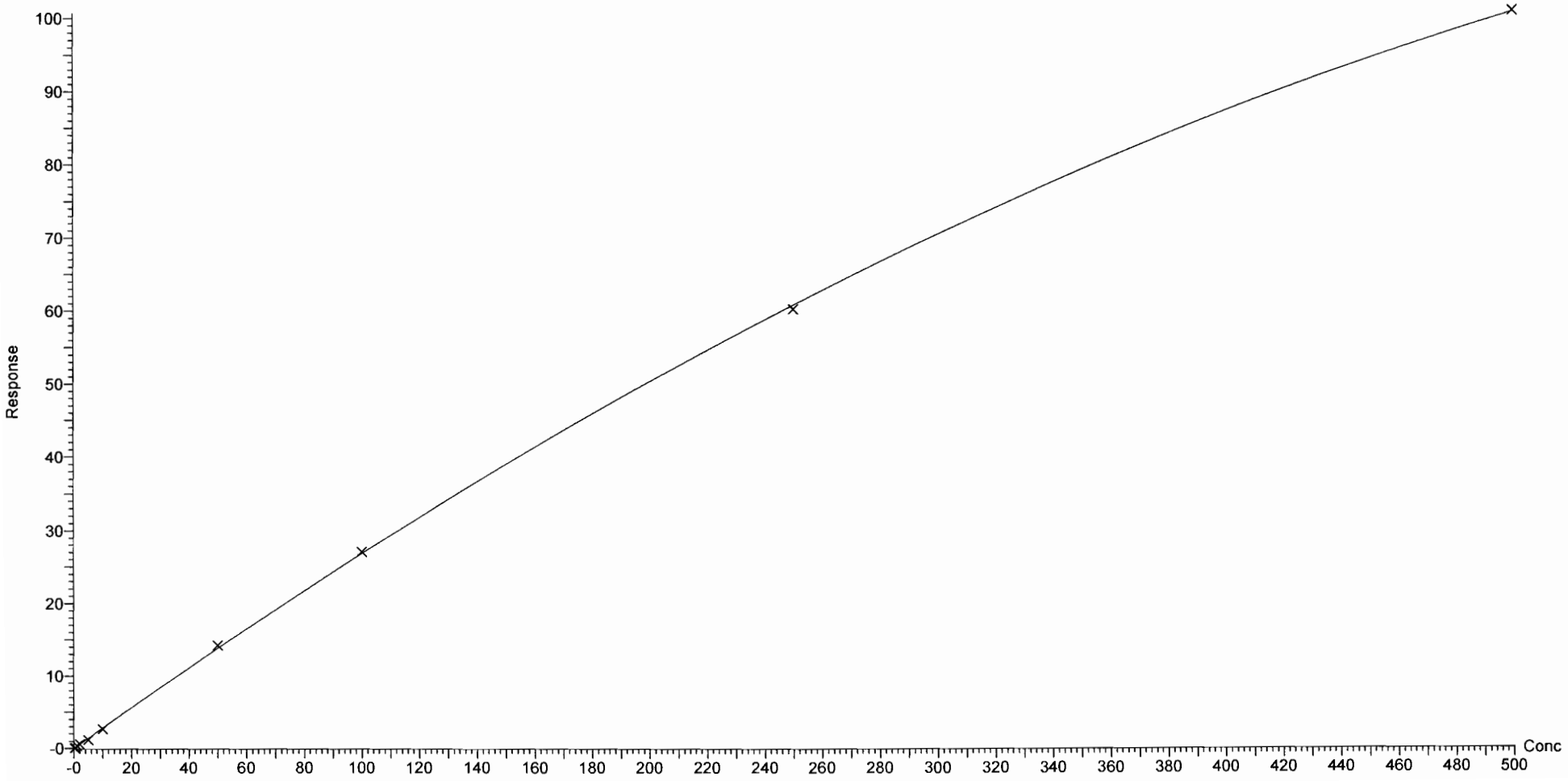

Dataset: F:\Projects\PFAS.PRO\Results\180301M1\180301M1-CRV.qld

Last Altered: Saturday, March 03, 2018 05:10:16 Pacific Standard Time
Printed: Saturday, March 03, 2018 05:16:32 Pacific Standard Time

Compound name: PFDoA
Coefficient of Determination: R^2 = 0.993413
Calibration curve: -0.000423255 * x^2 + 1.34335 * x + -0.0396021
Response type: Internal Std (Ref 48), Area * (IS Conc. / IS Area)
Curve type: 2nd Order, Origin: Exclude, Weighting: 1/x, Axis trans: None

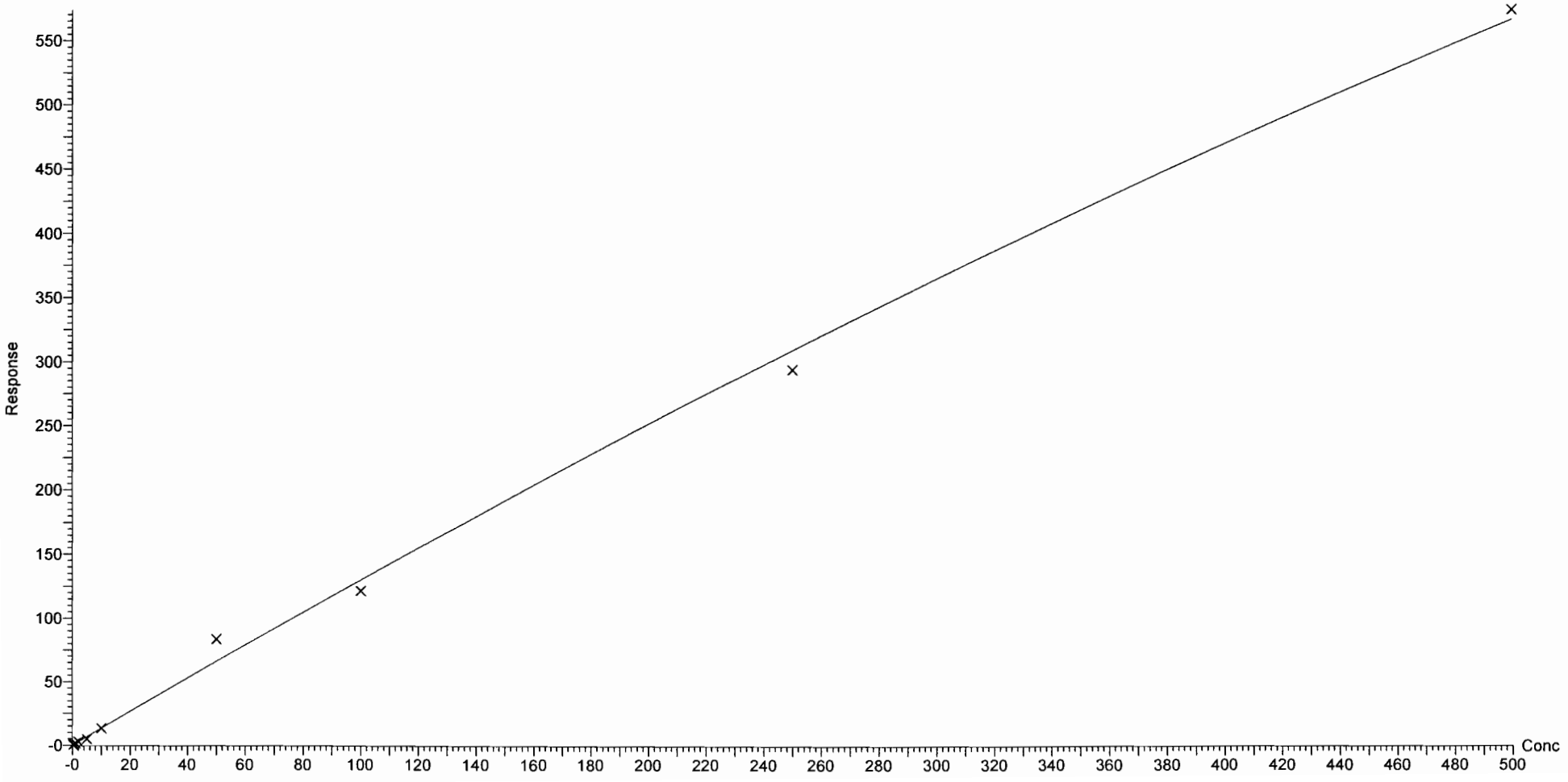

Vista Analytical Laboratory Q1

Dataset: F:\Projects\PFAS.PRO\Results\180301M1\180301M1-CRV.qld

Last Altered: Saturday, March 03, 2018 05:10:16 Pacific Standard Time
Printed: Saturday, March 03, 2018 05:16:32 Pacific Standard Time

Compound name: N-MeFOSA
Correlation coefficient: r = 0.998917, r^2 = 0.997835
Calibration curve: 0.994576 * x + 0.438959
Response type: Internal Std (Ref 49), Area * (IS Conc. / IS Area)
Curve type: Linear, Origin: Include, Weighting: 1/x, Axis trans: None

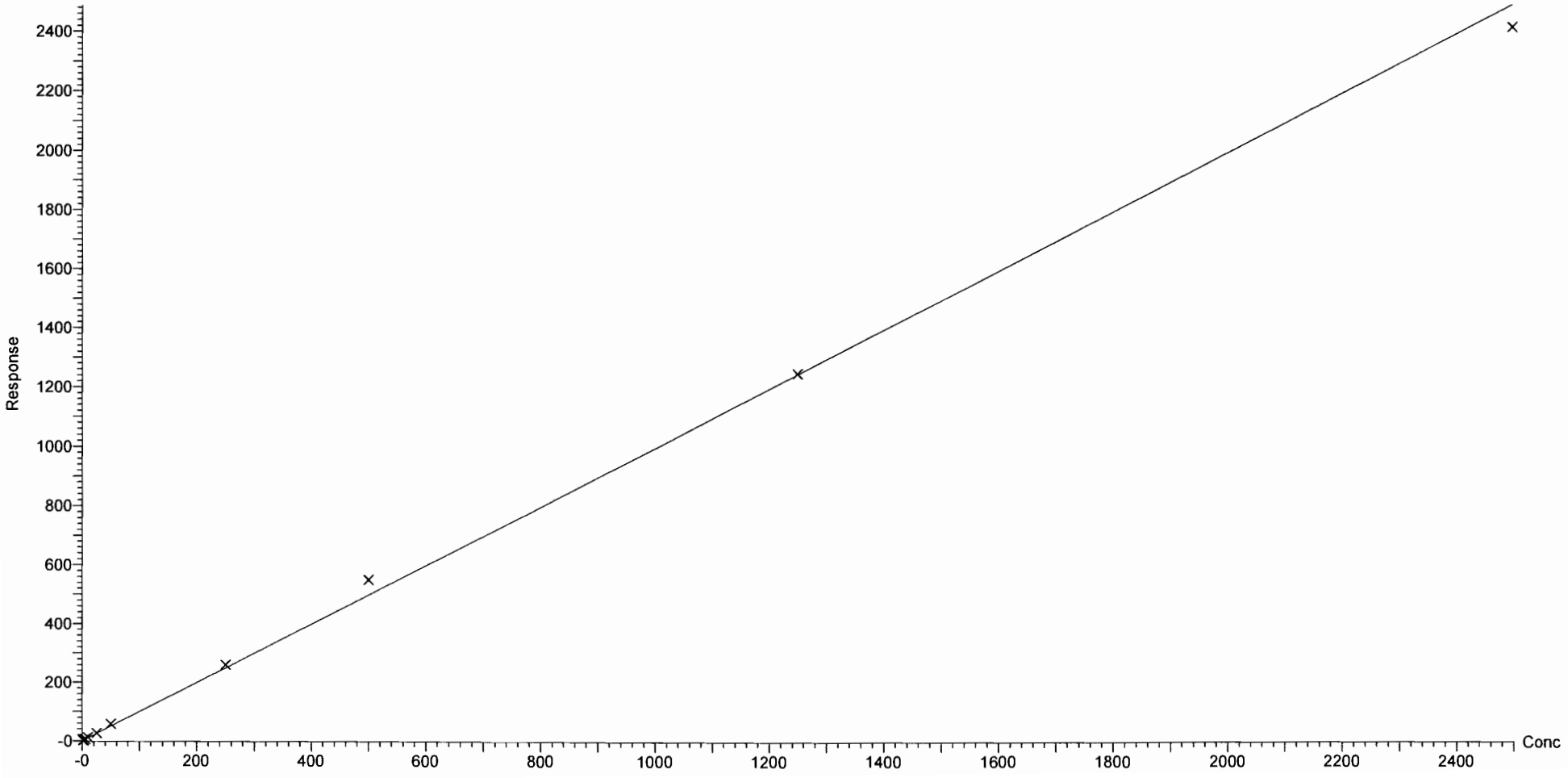

Dataset: F:\Projects\PFAS.PRO\Results\180301M1\180301M1-CRV.qld

Last Altered: Saturday, March 03, 2018 05:10:16 Pacific Standard Time
Printed: Saturday, March 03, 2018 05:16:32 Pacific Standard Time

Compound name: PFTrDA
Coefficient of Determination: R^2 = 0.997006
Calibration curve: -0.000880373 * x^2 + 1.53263 * x + -0.0775313
Response type: Internal Std (Ref 48), Area * (IS Conc. / IS Area)
Curve type: 2nd Order, Origin: Exclude, Weighting: 1/x, Axis trans: None

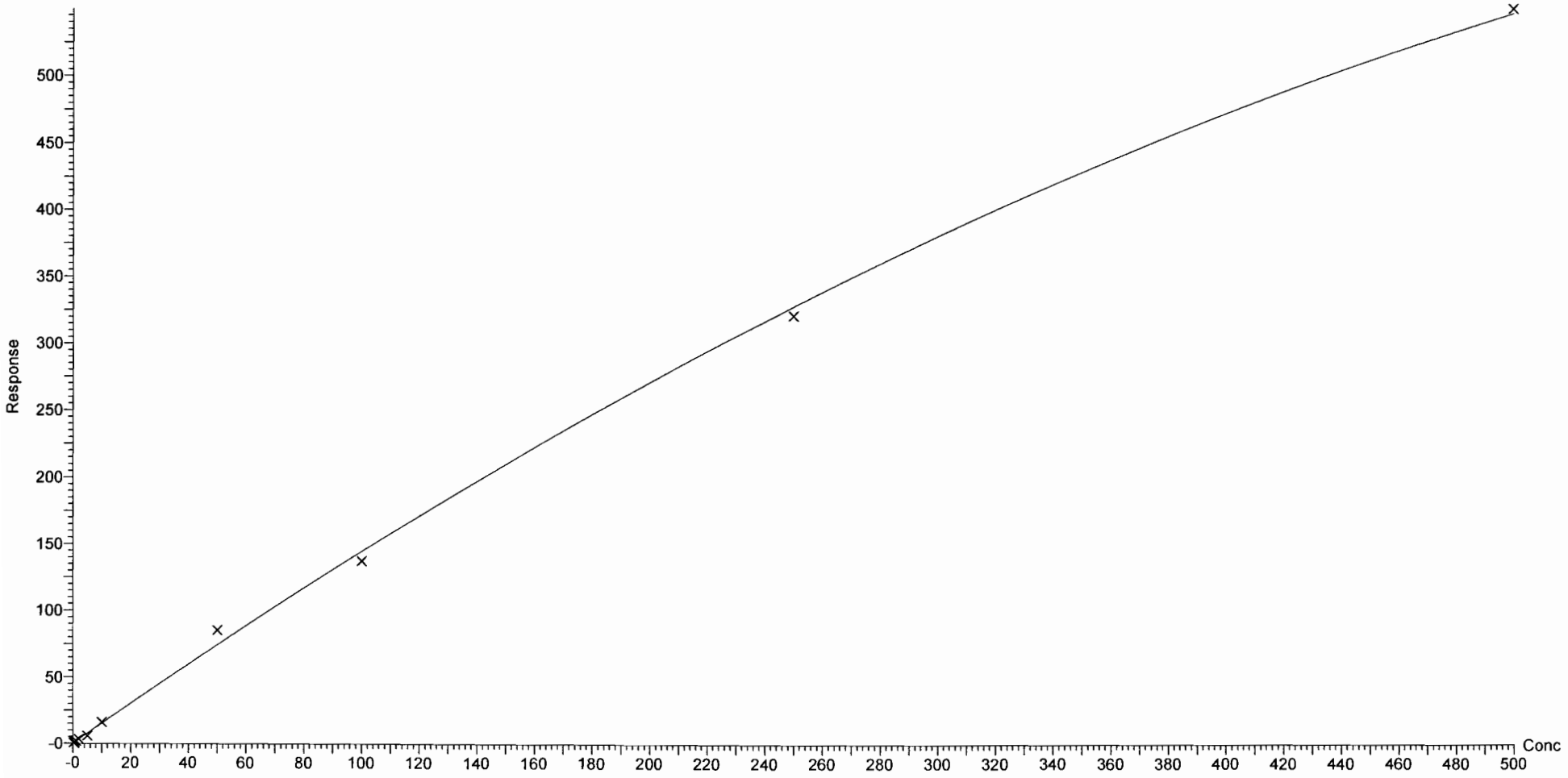

Dataset: F:\Projects\PFAS.PRO\Results\180301M1\180301M1-CRV.qld

Last Altered: Saturday, March 03, 2018 05:10:16 Pacific Standard Time
Printed: Saturday, March 03, 2018 05:16:32 Pacific Standard Time

Compound name: PFTeDA
Coefficient of Determination: R^2 = 0.993273
Calibration curve: -0.00419288 * x^2 + 2.8068 * x + -0.471093
Response type: Internal Std (Ref 50), Area * (IS Conc. / IS Area)
Curve type: 2nd Order, Origin: Exclude, Weighting: 1/x, Axis trans: None

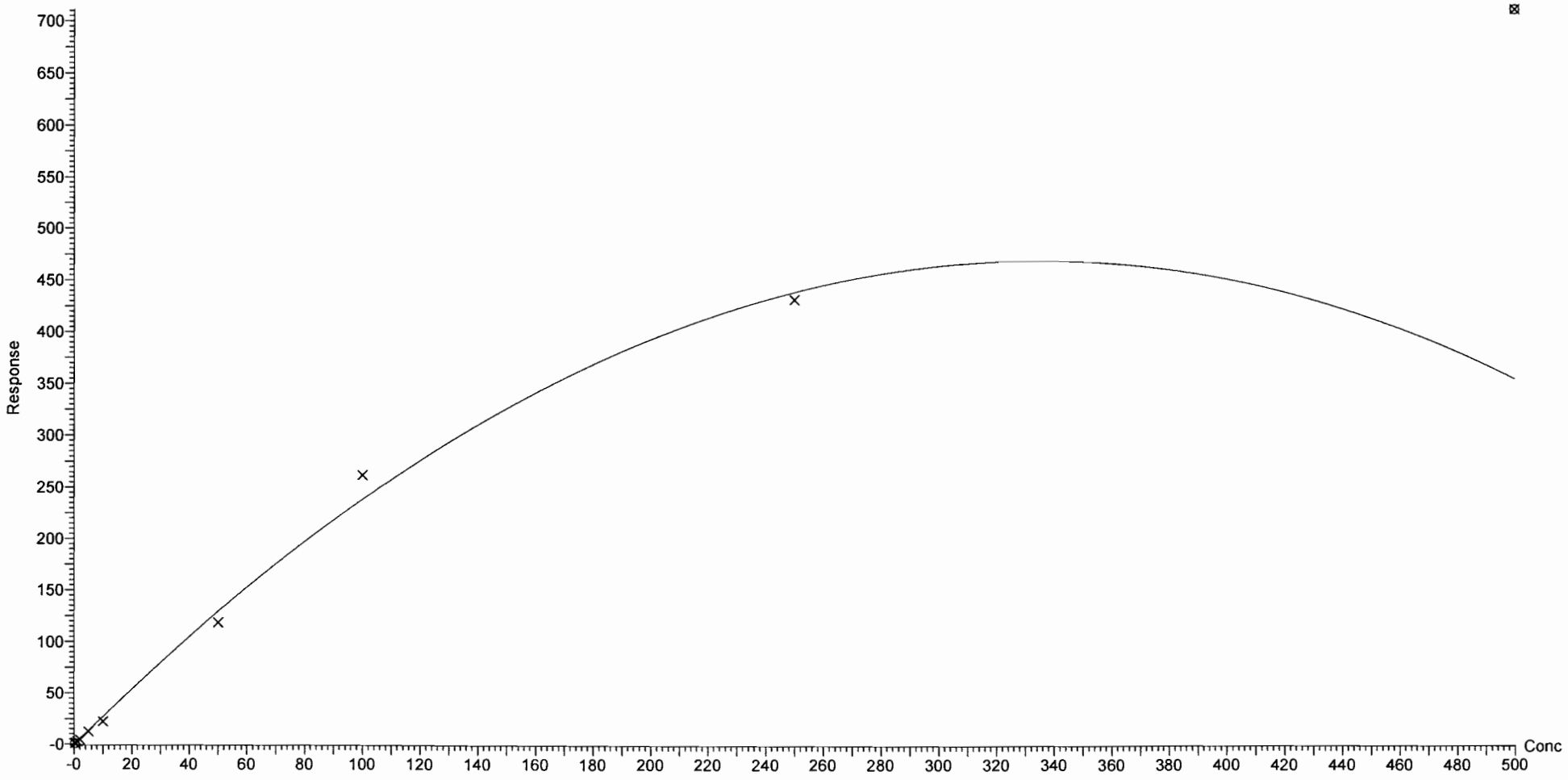

Dataset: F:\Projects\PFAS.PRO\Results\180301M1\180301M1-CRV.qld

Last Altered: Saturday, March 03, 2018 05:10:16 Pacific Standard Time
Printed: Saturday, March 03, 2018 05:16:32 Pacific Standard Time

Compound name: N-EtFOSA
Coefficient of Determination: R^2 = 0.999634
Calibration curve: -1.21629e-005 * x^2 + 0.887616 * x + 0.203022
Response type: Internal Std (Ref 51), Area * (IS Conc. / IS Area)
Curve type: 2nd Order, Origin: Exclude, Weighting: 1/x, Axis trans: None

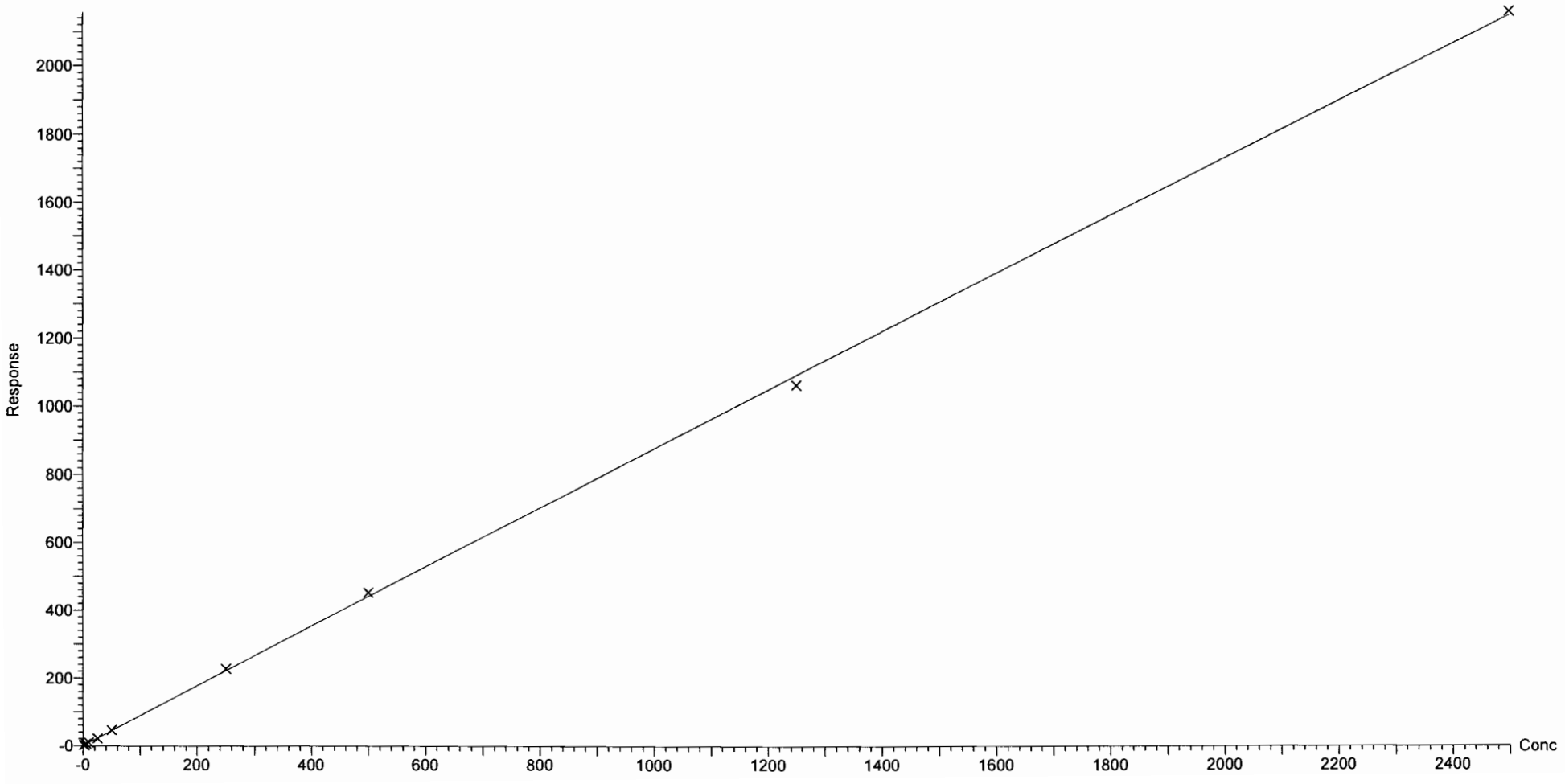

Vista Analytical Laboratory Q1

Dataset: F:\Projects\PFAS.PRO\Results\180301M1\180301M1-CRV.qld

Last Altered: Saturday, March 03, 2018 05:10:16 Pacific Standard Time
Printed: Saturday, March 03, 2018 05:16:32 Pacific Standard Time

Compound name: PFHxDA
Coefficient of Determination: R^2 = 0.998566
Calibration curve: -0.000485193 * x^2 + 0.665208 * x + 0.0130071
Response type: Internal Std (Ref 52), Area * (IS Conc. / IS Area)
Curve type: 2nd Order, Origin: Exclude, Weighting: 1/x, Axis trans: None

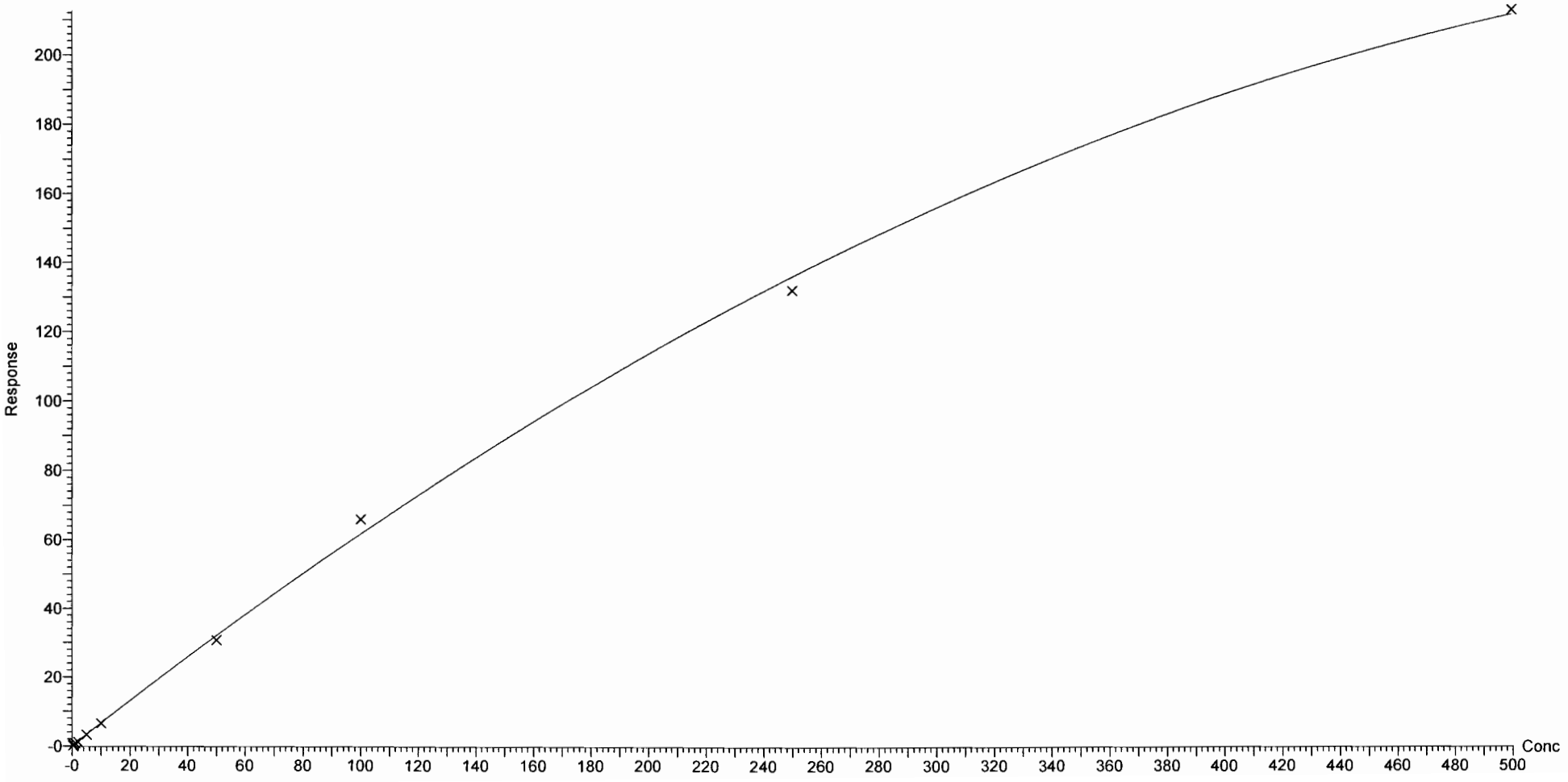

Dataset: F:\Projects\PFAS.PRO\Results\180301M1\180301M1-CRV.qld

Last Altered: Saturday, March 03, 2018 05:10:16 Pacific Standard Time
Printed: Saturday, March 03, 2018 05:16:32 Pacific Standard Time

Compound name: PFODA
Coefficient of Determination: R^2 = 0.998904
Calibration curve: -0.0004654 * x^2 + 0.777509 * x + -0.020895
Response type: Internal Std (Ref 52), Area * (IS Conc. / IS Area)
Curve type: 2nd Order, Origin: Include, Weighting: 1/x, Axis trans: None

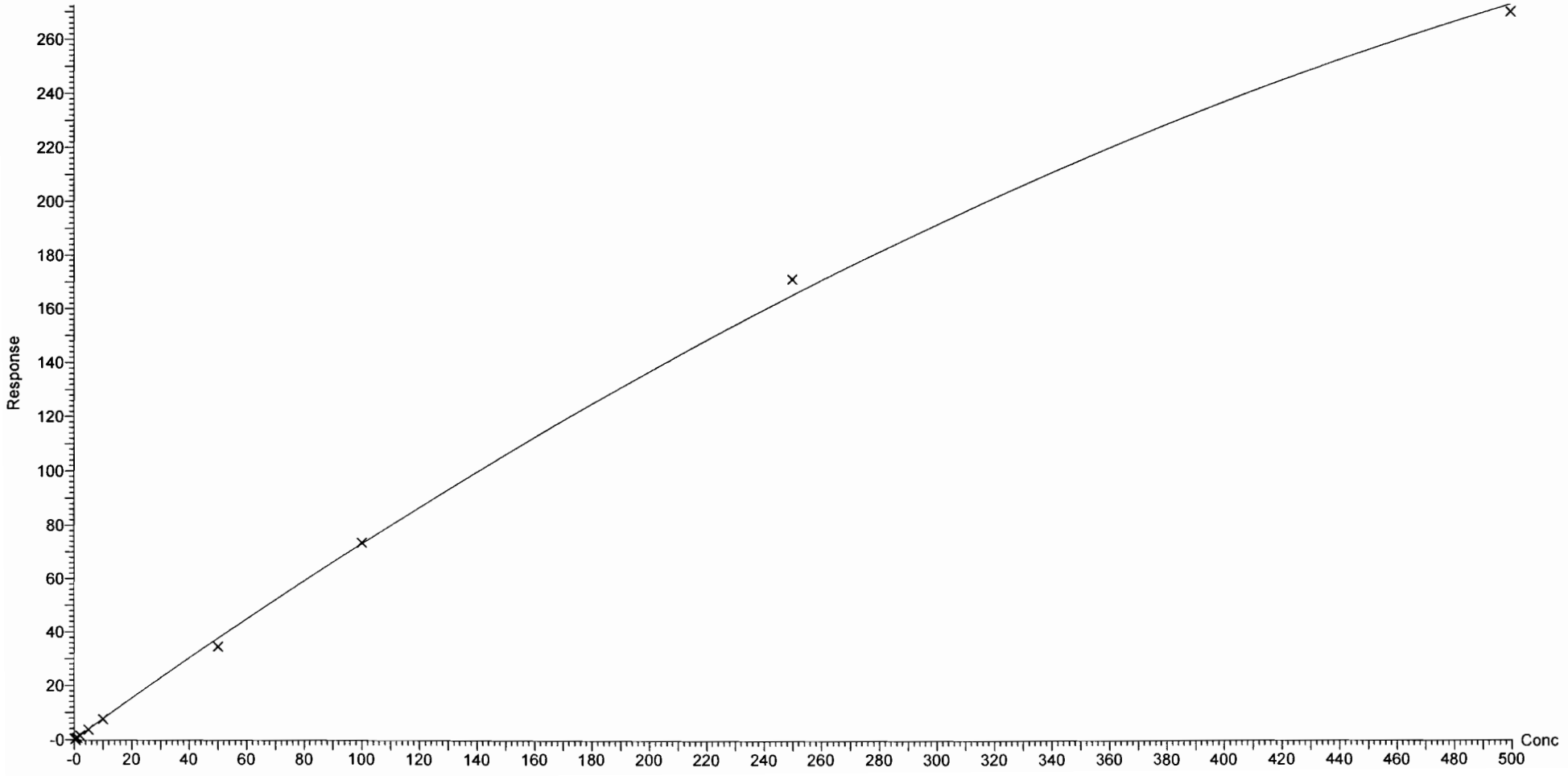

Vista Analytical Laboratory Q1

Dataset: F:\Projects\PFAS.PRO\Results\180301M1\180301M1-CRV.qld

Last Altered: Saturday, March 03, 2018 05:10:16 Pacific Standard Time
Printed: Saturday, March 03, 2018 05:16:32 Pacific Standard Time

Compound name: N-MeFOSE
Correlation coefficient: r = 0.999522, r^2 = 0.999045
Calibration curve: 1.0094 * x + 0.120335
Response type: Internal Std (Ref 53), Area * (IS Conc. / IS Area)
Curve type: Linear, Origin: Exclude, Weighting: 1/x, Axis trans: None

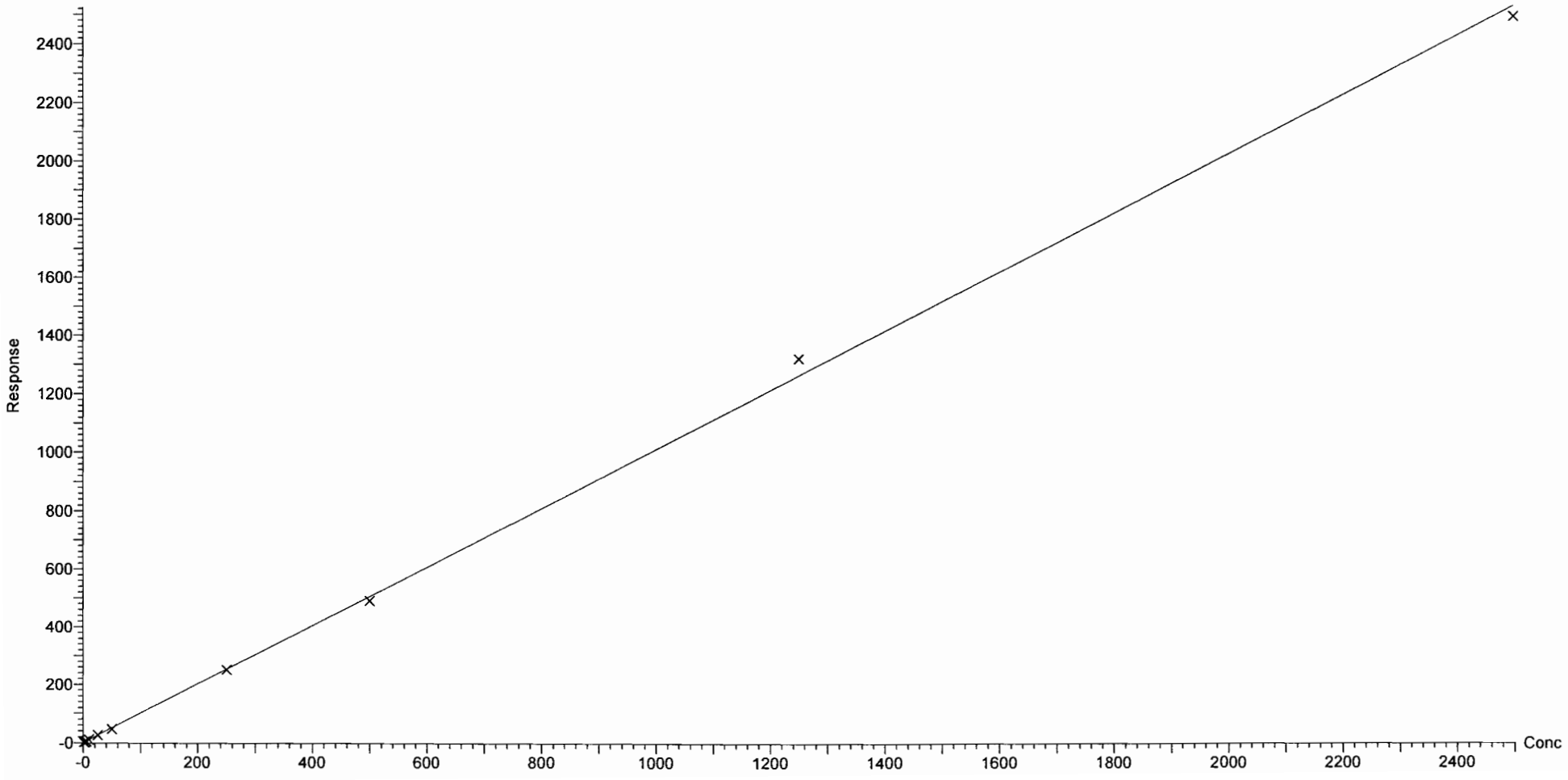

Vista Analytical Laboratory Q1

Dataset: F:\Projects\PFAS.PRO\Results\180301M1\180301M1-CRV.qld

Last Altered: Saturday, March 03, 2018 05:10:16 Pacific Standard Time
Printed: Saturday, March 03, 2018 05:16:32 Pacific Standard Time

Compound name: N-EtFOSE
Coefficient of Determination: R^2 = 0.993042
Calibration curve: -0.000246473 * x^2 + 1.20272 * x + 0.124292
Response type: Internal Std (Ref 54), Area * (IS Conc. / IS Area)
Curve type: 2nd Order, Origin: Exclude, Weighting: 1/x, Axis trans: None

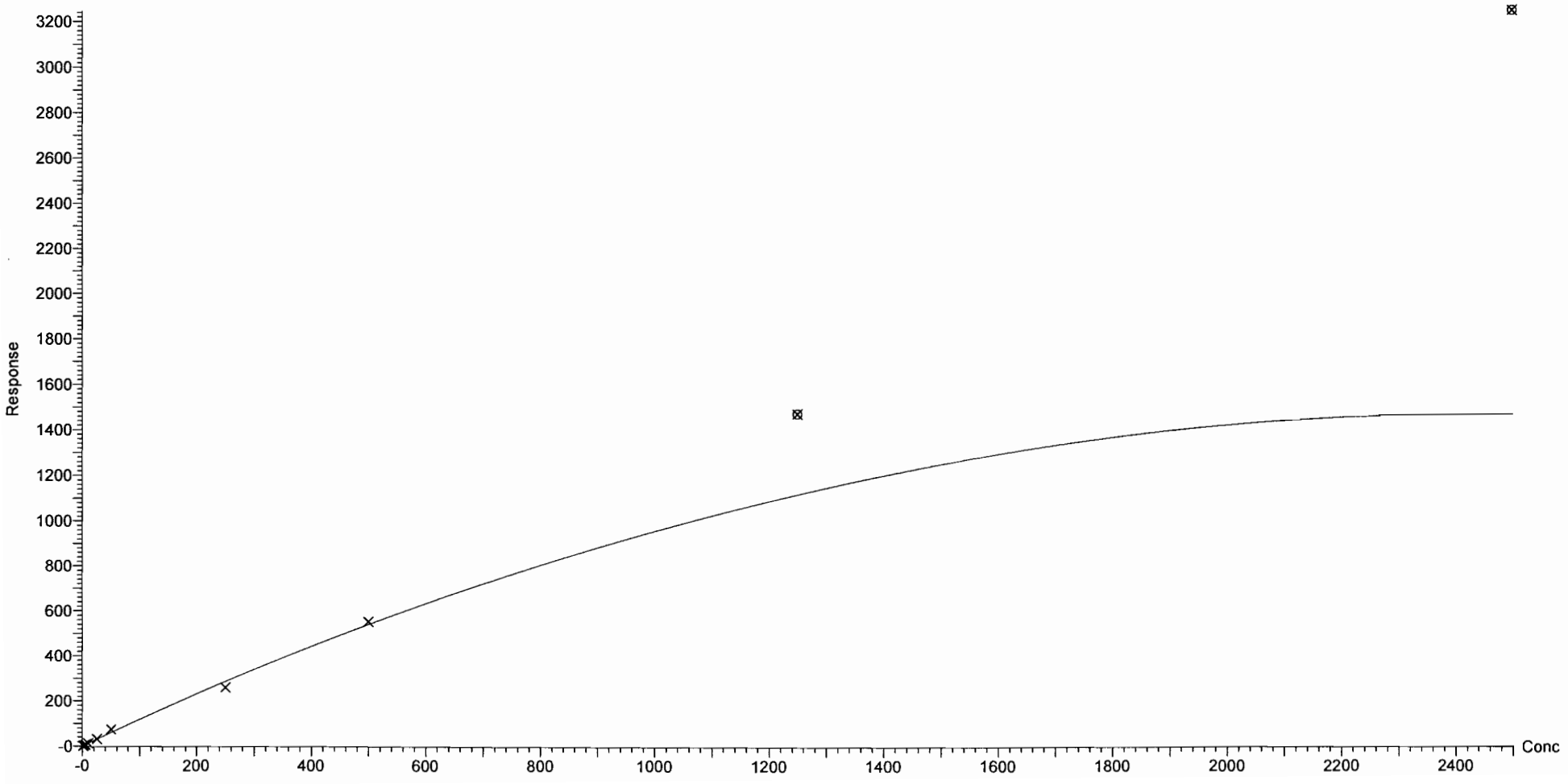

Vista Analytical Laboratory

Dataset: F:\Projects\PFAS.PRO\Results\180301M1\180301M1-CRV.qld

Last Altered: Saturday, March 03, 2018 04:52:09 Pacific Standard Time
Printed: Saturday, March 03, 2018 04:52:49 Pacific Standard Time

Method: F:\Projects\PFAS.PRO\MethDB\PFAS_FULL_80C_022718.mdb 28 Feb 2018 13:19:45
Calibration: 03 Mar 2018 04:52:09

Name: 180301M1_2, Date: 02-Mar-2018, Time: 00:51:52, ID: ST180301M1-1 PFC CS-2 18B2312, Description: PFC CS-2 18B2312

PFBA

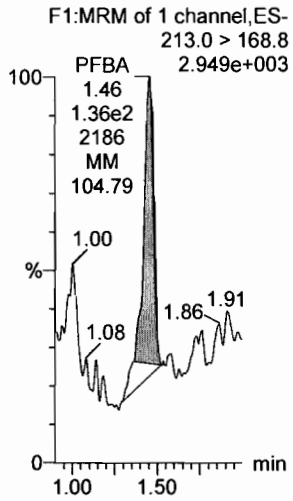

PFPeA

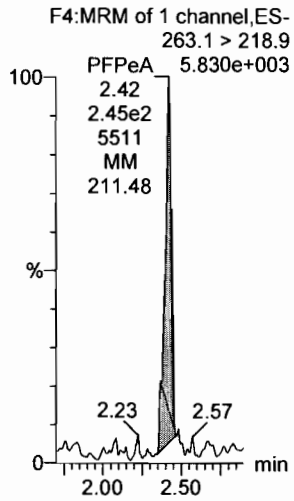

PFBS

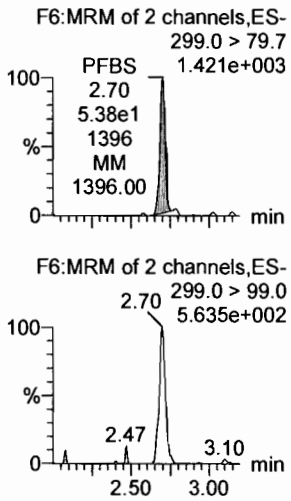

4:2 FTS

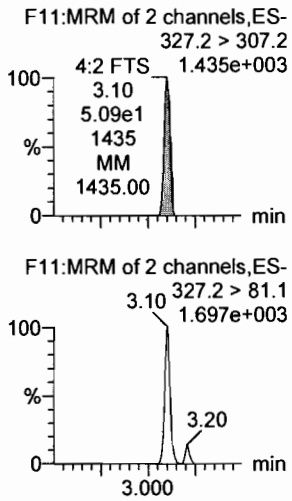

PFHxA

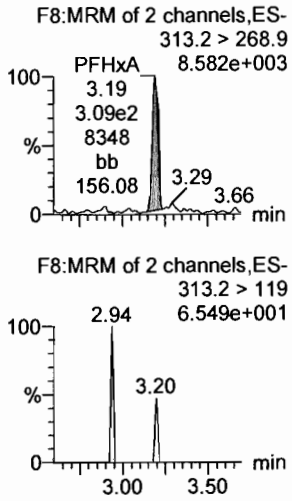

PFPeS

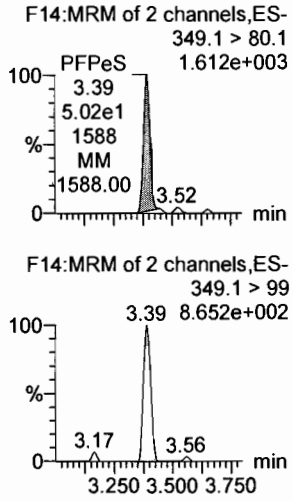

13C3-PFBA

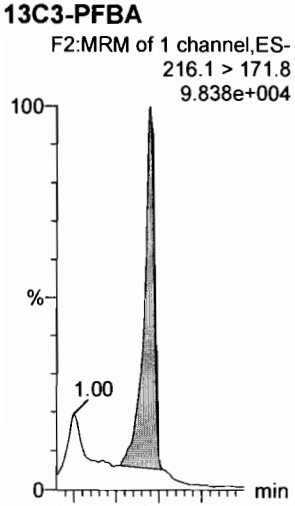

13C3-PFPeA

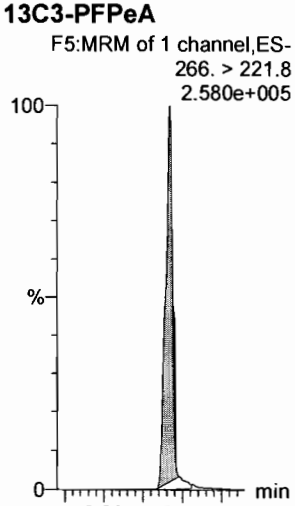

13C3-PFBS

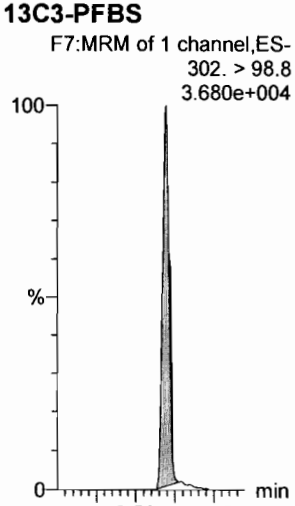

13C3-PFBS

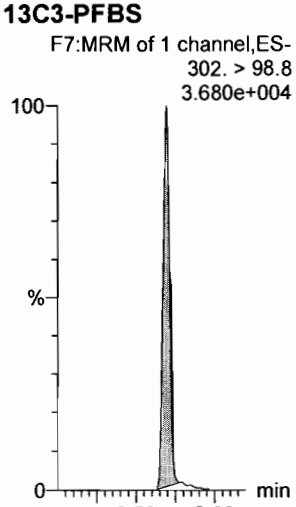

13C2-PFHxA

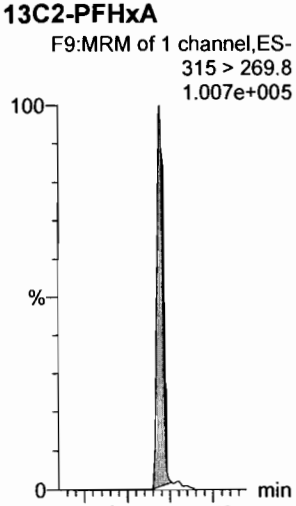

13C3-PFBS

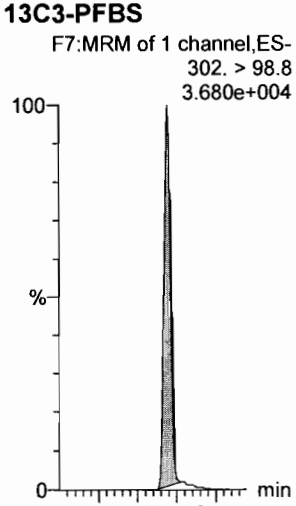

Dataset: F:\Projects\PFAS.PRO\Results\180301M1\180301M1-CRV.qld

Last Altered: Saturday, March 03, 2018 04:52:09 Pacific Standard Time
Printed: Saturday, March 03, 2018 04:52:49 Pacific Standard Time

Name: 180301M1_2, Date: 02-Mar-2018, Time: 00:51:52, ID: ST180301M1-1 PFC CS-2 18B2312, Description: PFC CS-2 18B2312

6:2 FTS

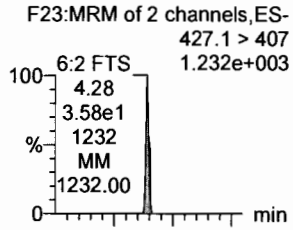

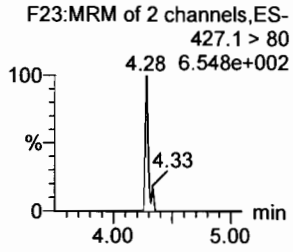

PFHpA

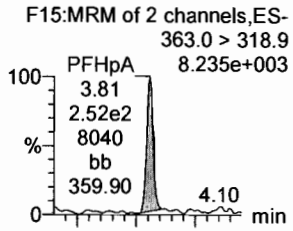

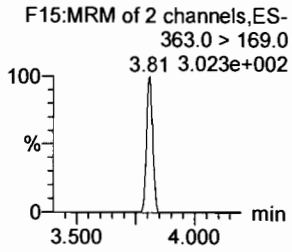

L-PFHxS

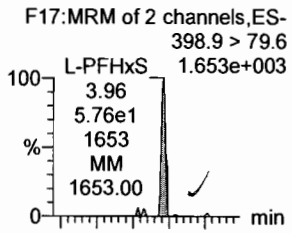

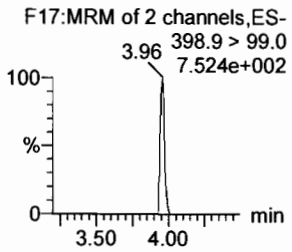

L-PFOA

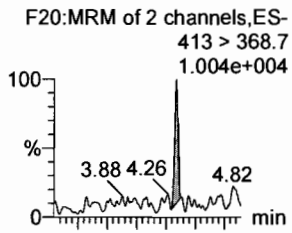

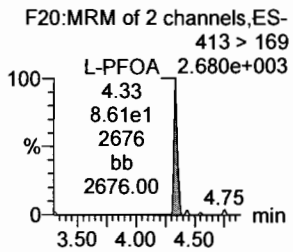

PFHpS

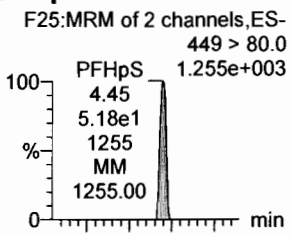

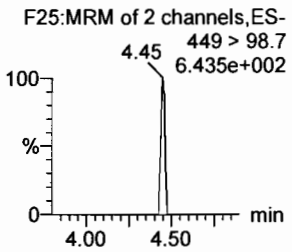

PFNA

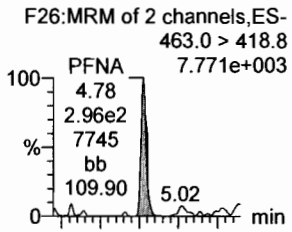

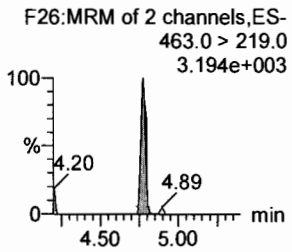

18O2-PFHxS

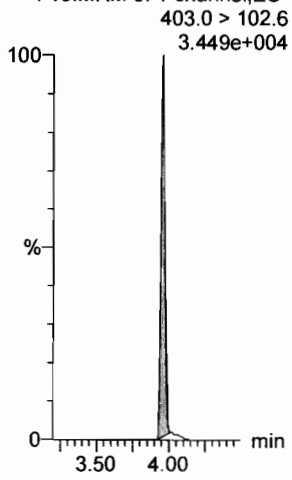

13C4-PFHpA

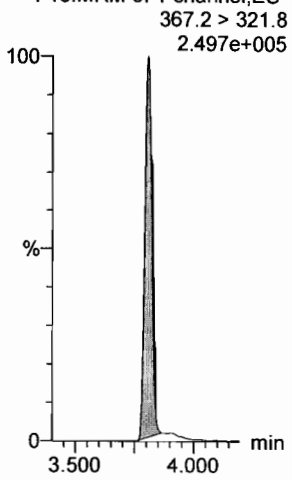

13C2-PFOA



13C2-PFOA

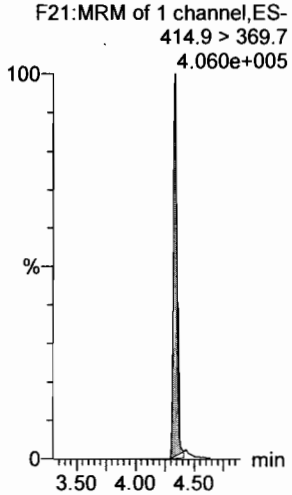

13C2-PFOA

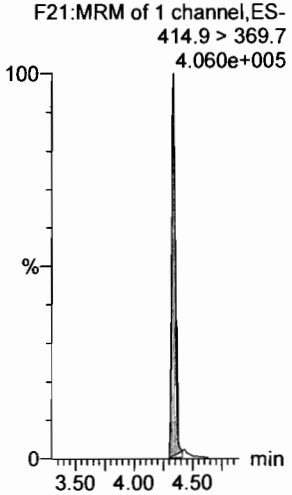

13C5-PFNA

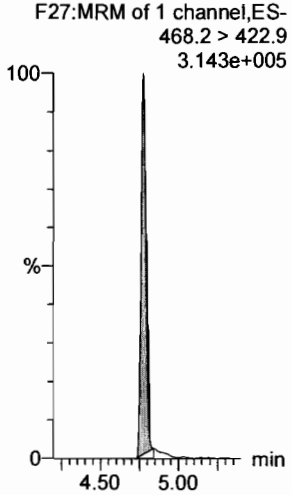

Dataset: F:\Projects\PFAS.PRO\Results\180301M1\180301M1-CRV.qld

Last Altered: Saturday, March 03, 2018 04:52:09 Pacific Standard Time
Printed: Saturday, March 03, 2018 04:52:49 Pacific Standard Time

Name: 180301M1_2, Date: 02-Mar-2018, Time: 00:51:52, ID: ST180301M1-1 PFC CS-2 18B2312, Description: PFC CS-2 18B2312

PFOSA

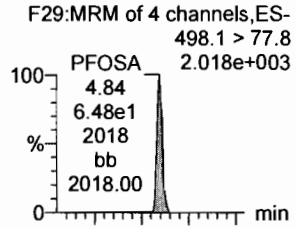

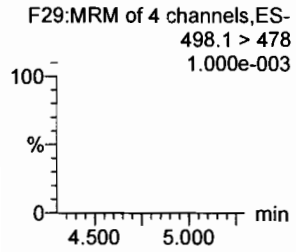

L-PFOS

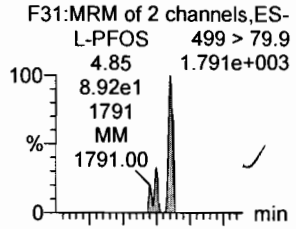

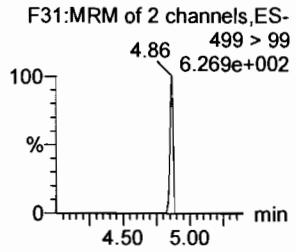

PFDA

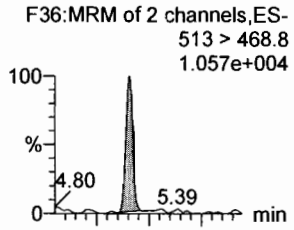

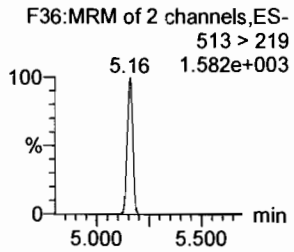

8:2 FTS

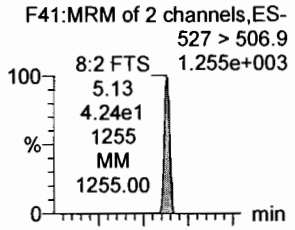

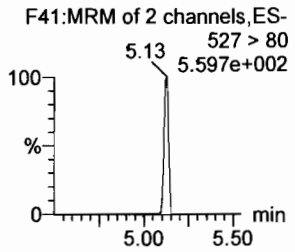

PFNS

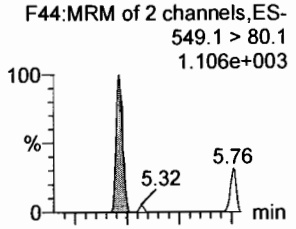

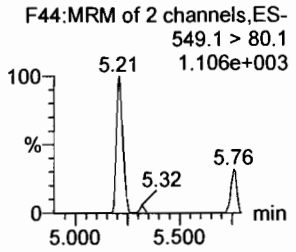

N-MeFOSAA

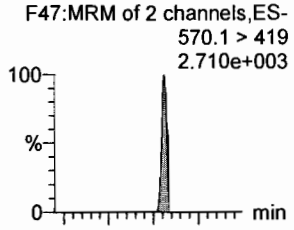

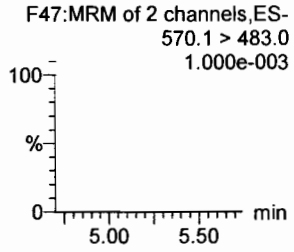

13C8-PFOSA

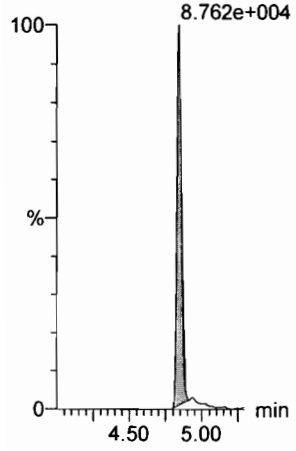

13C8-PFOS

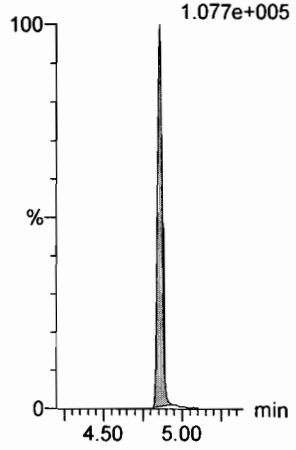

13C2-PFDA

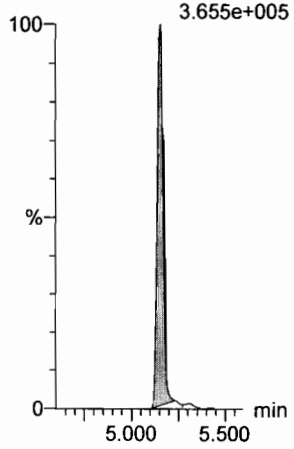

13C2-PFOA

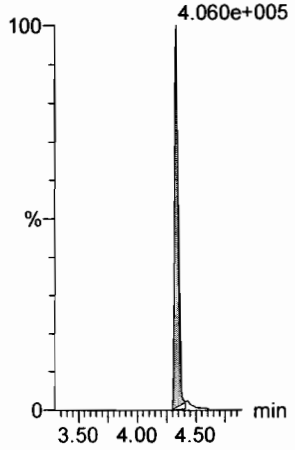

13C2-PFOA

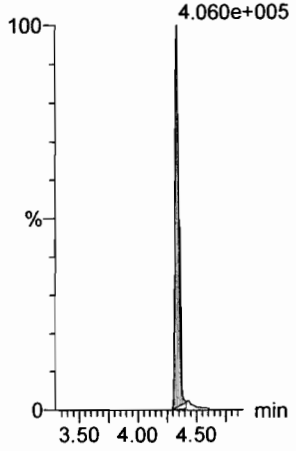

d3-N-MeFOSAA

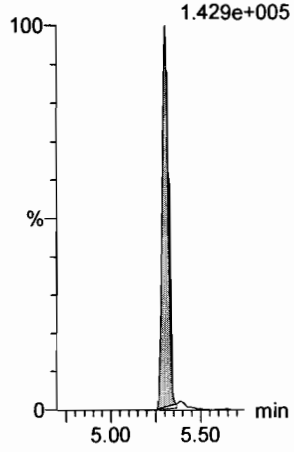

Dataset: F:\Projects\PFAS.PRO\Results\180301M1\180301M1-CRV.qld

Last Altered: Saturday, March 03, 2018 04:52:09 Pacific Standard Time
Printed: Saturday, March 03, 2018 04:52:49 Pacific Standard Time

Name: 180301M1_2, Date: 02-Mar-2018, Time: 00:51:52, ID: ST180301M1-1 PFC CS-2 18B2312, Description: PFC CS-2 18B2312

N-EtFOSAA

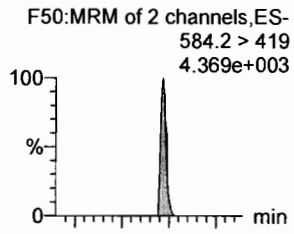

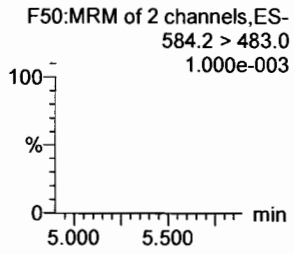

PFDoA

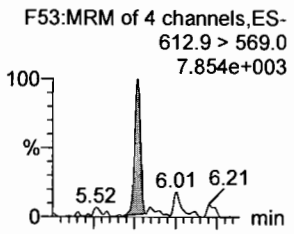

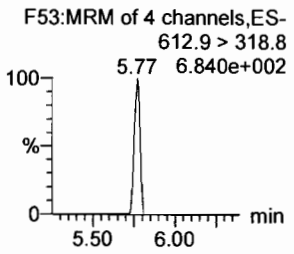

PFDS

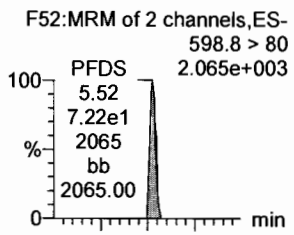

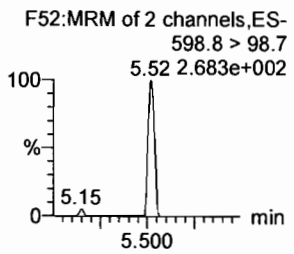

PFUdA

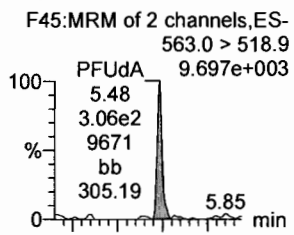

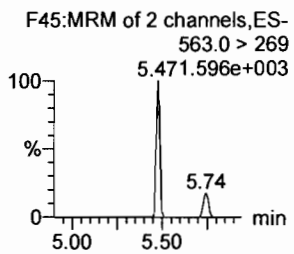

N-MeFOSA

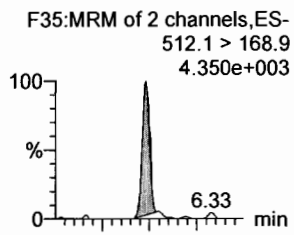

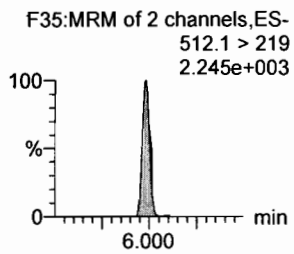

PFTrDA

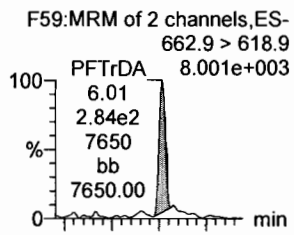

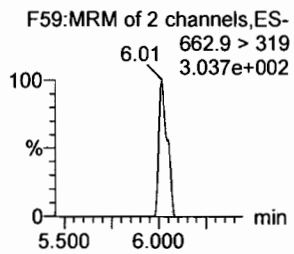

d5-N-EtFOSAA

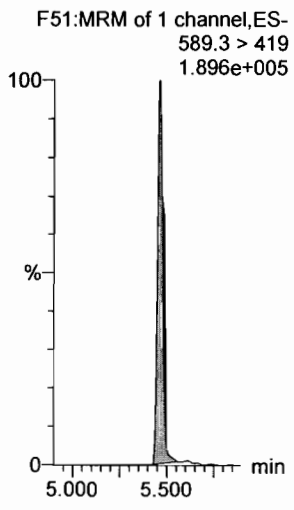

13C2-PFDoA

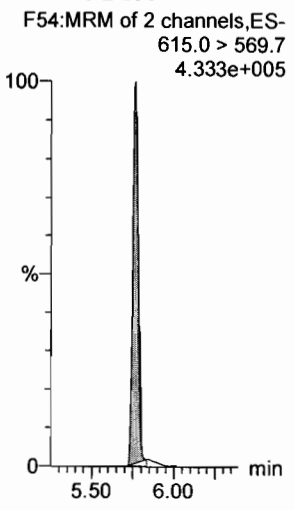

13C2-PFUdA

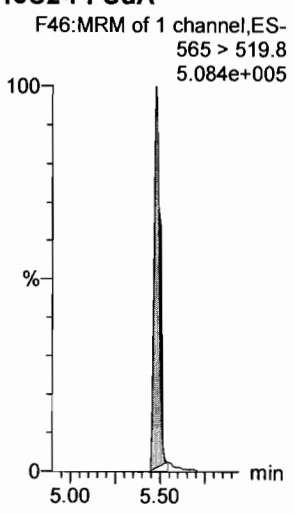

13C2-PFUdA

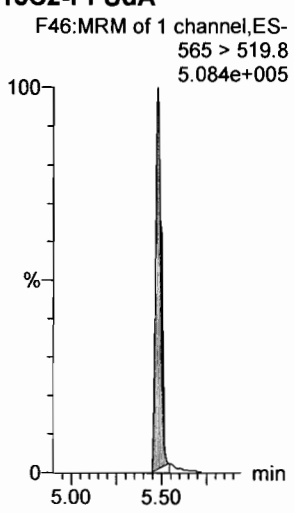

d3-N-MeFOSA

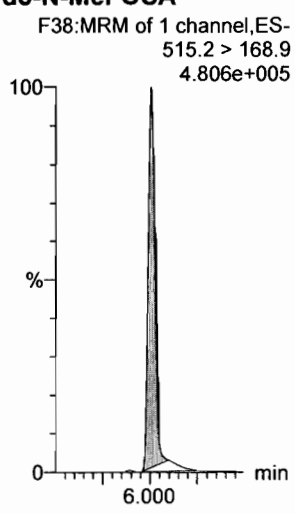

13C2-PFDoA

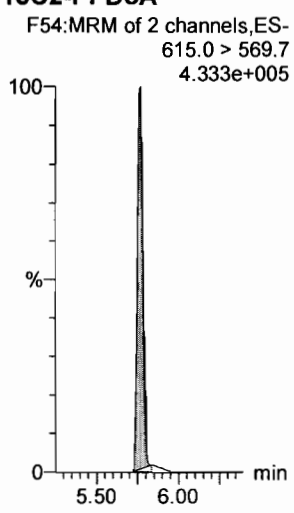

Dataset: F:\Projects\PFAS.PRO\Results\180301M1\180301M1-CRV.qld

Last Altered: Saturday, March 03, 2018 04:52:09 Pacific Standard Time
Printed: Saturday, March 03, 2018 04:52:49 Pacific Standard Time

Name: 180301M1_2, Date: 02-Mar-2018, Time: 00:51:52, ID: ST180301M1-1 PFC CS-2 18B2312, Description: PFC CS-2 18B2312

PFTeDA

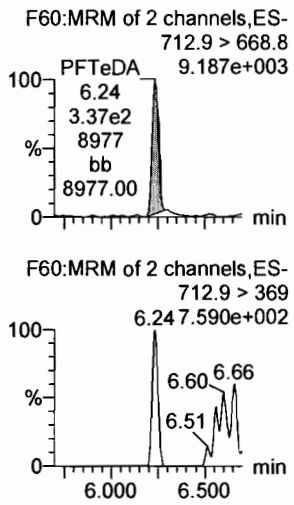

N-EtFOSA

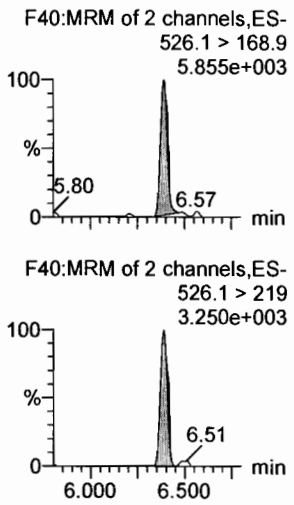

PFHxDA

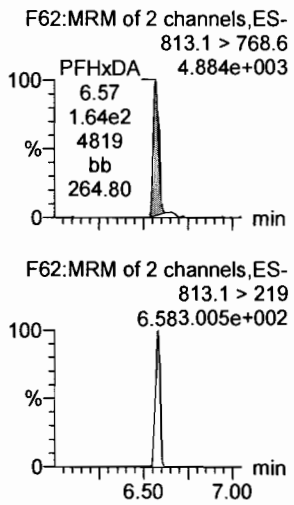

PFODA

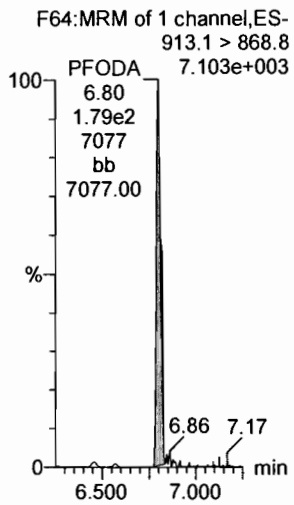

N-MeFOSE

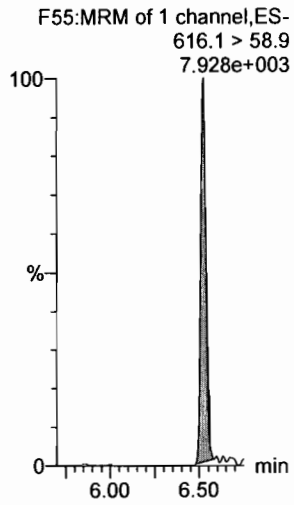

N-EtFOSE

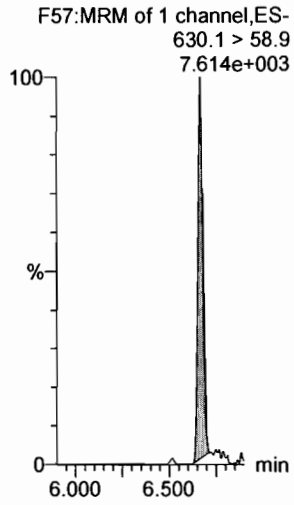

13C2-PFTeDA

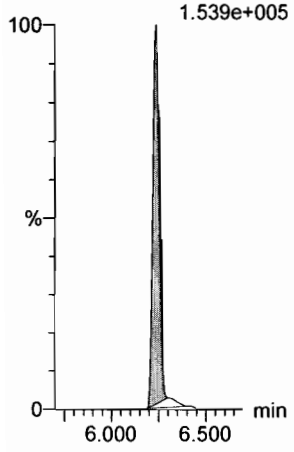

d5-N-ETFOSA

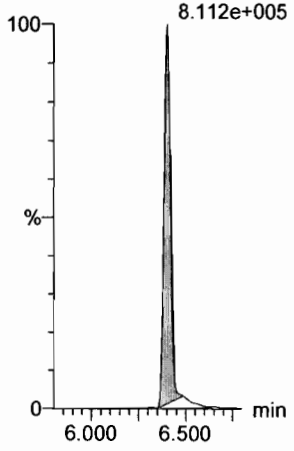

13C2-PFHxDA

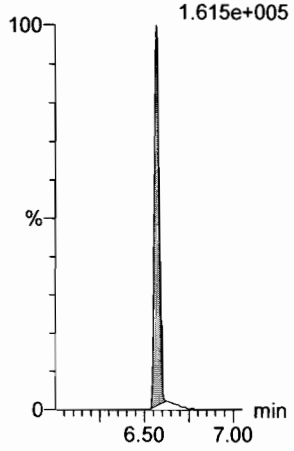

13C2-PFHxDA

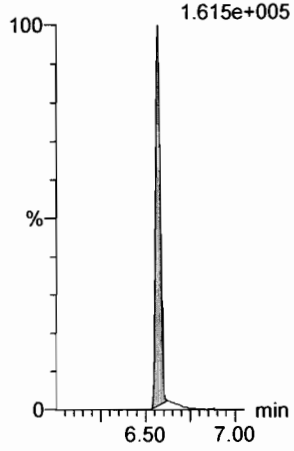

d7-N-MeFOSE

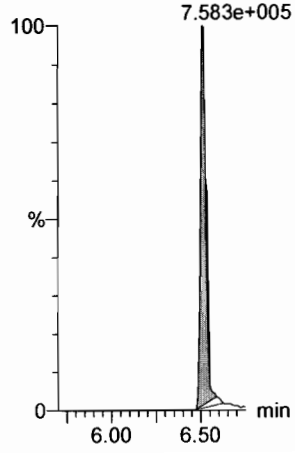

d9-N-EtFOSE

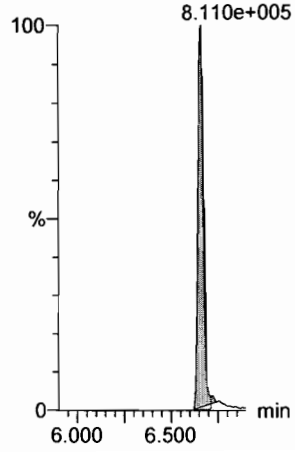

Dataset: F:\Projects\PFAS.PRO\Results\180301M1\180301M1-CRV.qld

Last Altered: Saturday, March 03, 2018 04:52:09 Pacific Standard Time
Printed: Saturday, March 03, 2018 04:52:49 Pacific Standard Time

Name: 180301M1_2, Date: 02-Mar-2018, Time: 00:51:52, ID: ST180301M1-1 PFC CS-2 18B2312, Description: PFC CS-2 18B2312

13C4-PFBA

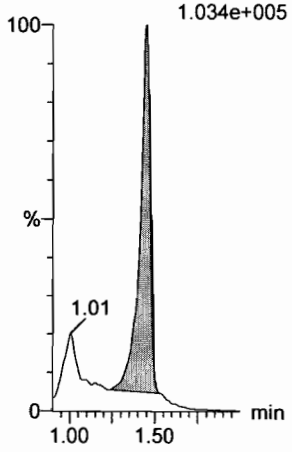

13C5-PFHxA

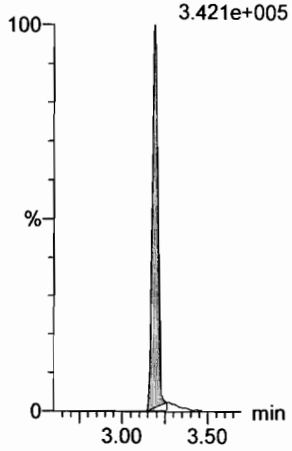

13C3-PFHxS

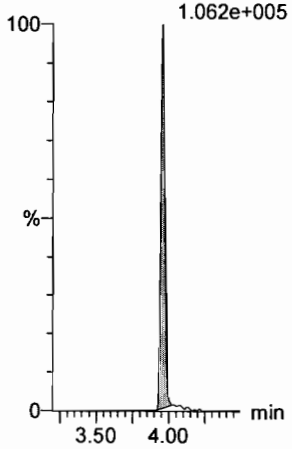

13C8-PFOA

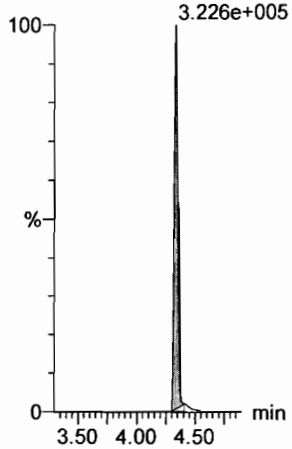

13C9-PFNA

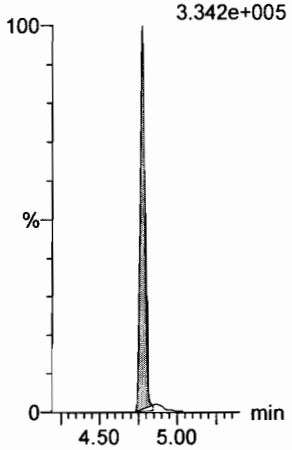

13C4-PFOS

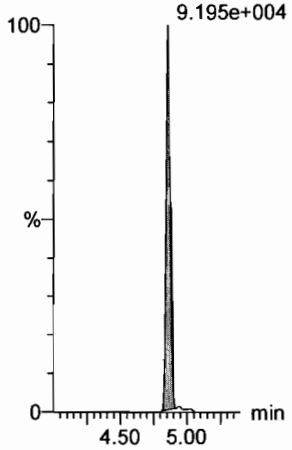

13C6-PFDA

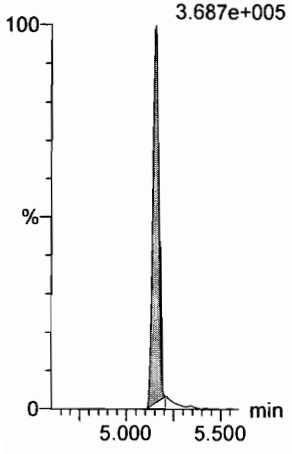

13C7-PFUdA

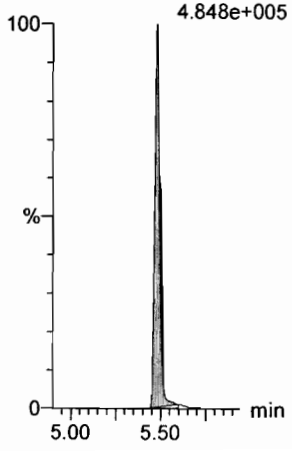

Vista Analytical Laboratory

Dataset: F:\Projects\PFAS.PRO\Results\180301M1\180301M1-CRV.qld

Last Altered: Saturday, March 03, 2018 04:53:40 Pacific Standard Time
Printed: Saturday, March 03, 2018 04:54:03 Pacific Standard Time

Method: F:\Projects\PFAS.PRO\MethDB\PFAS_FULL_80C_022718.mdb 28 Feb 2018 13:19:45
Calibration: 03 Mar 2018 04:53:40

Name: 180301M1_3, Date: 02-Mar-2018, Time: 01:03:19, ID: ST180301M1-2 PFC CS-1 18B2313, Description: PFC CS-1 18B2313

PFBA

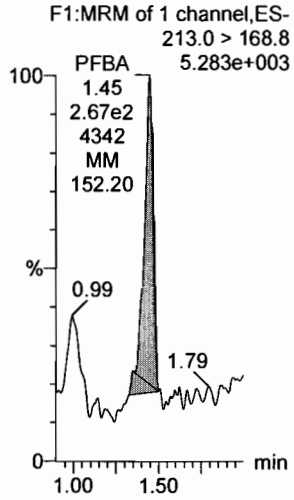

PFPeA

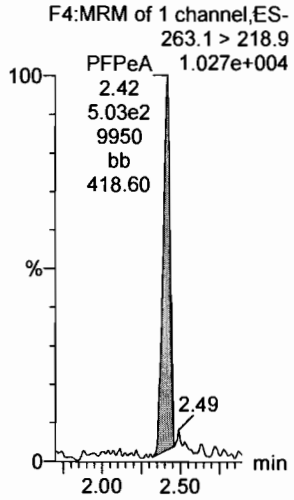

PFBS

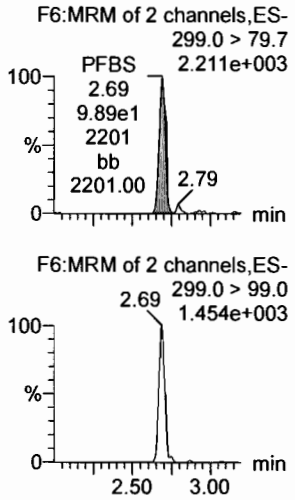

4:2 FTS

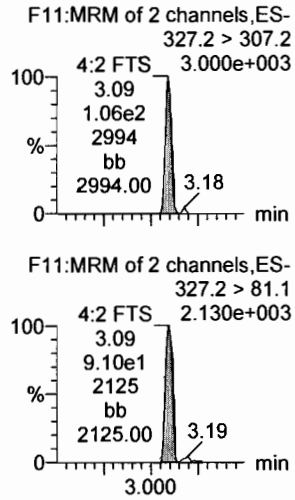

PFHxA

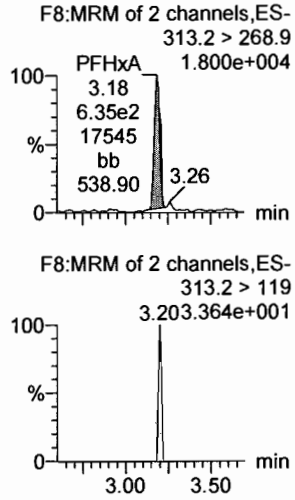

PFPeS

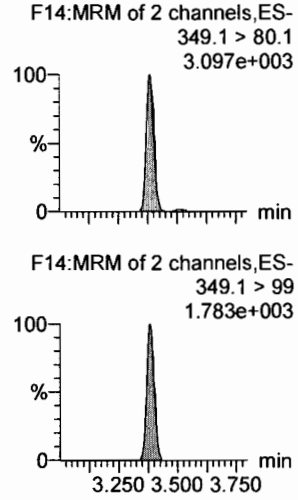

13C3-PFBA

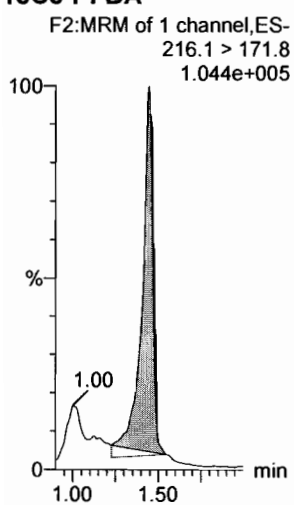

13C3-PFPeA

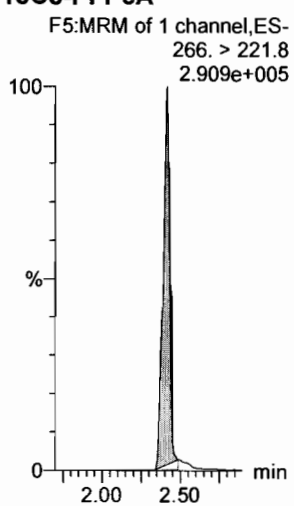

13C3-PFBS

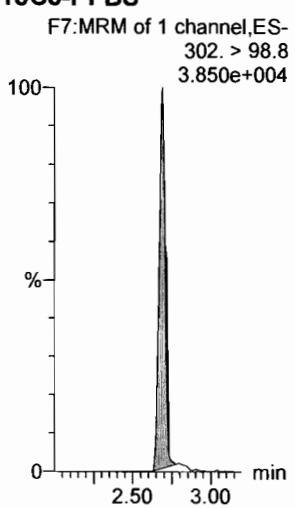

13C3-PFBS

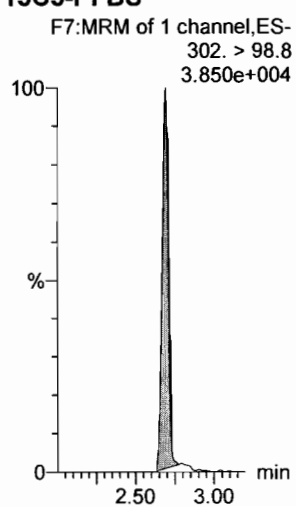

13C2-PFHxA



13C3-PFBS

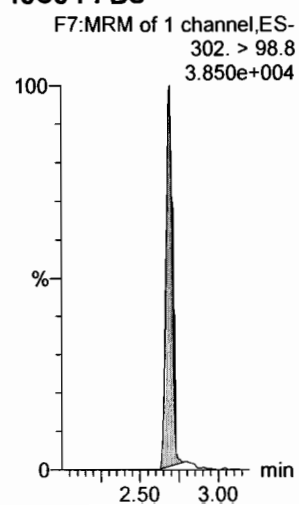

Dataset: F:\Projects\PFAS.PRO\Results\180301M1\180301M1-CRV.qld

Last Altered: Saturday, March 03, 2018 04:53:40 Pacific Standard Time
Printed: Saturday, March 03, 2018 04:54:03 Pacific Standard Time

Name: 180301M1_3, Date: 02-Mar-2018, Time: 01:03:19, ID: ST180301M1-2 PFC CS-1 18B2313, Description: PFC CS-1 18B2313

6:2 FTS

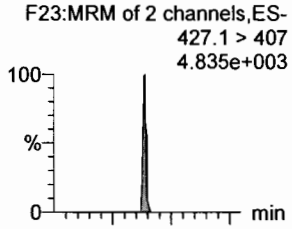

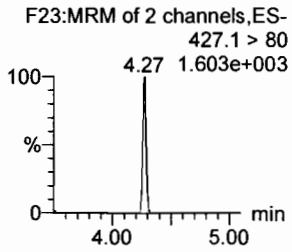

PFHpA

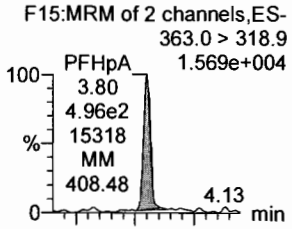

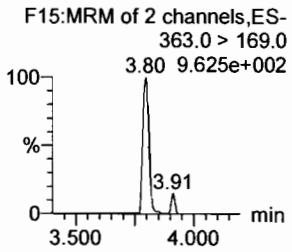

L-PFHxS

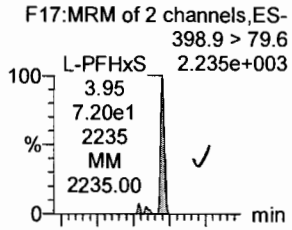

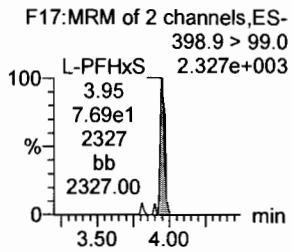

L-PFOA

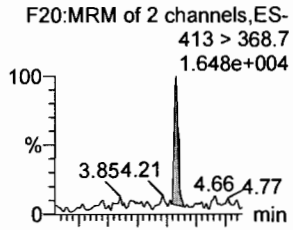

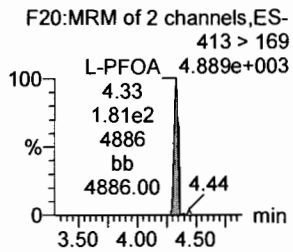

PFHpS

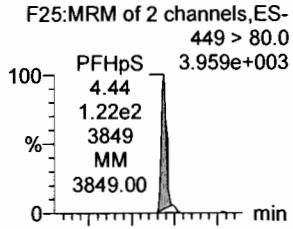

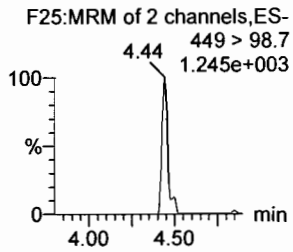

PFNA

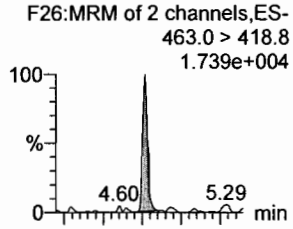

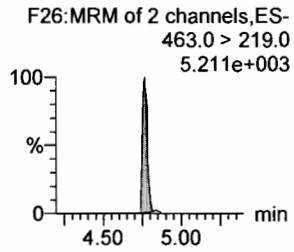

18O2-PFHxS

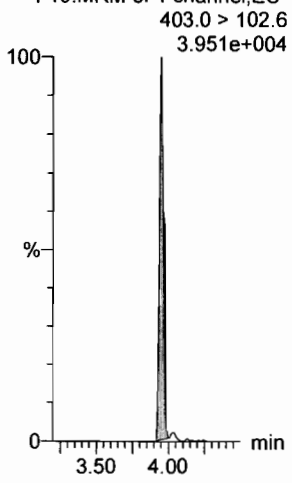

13C4-PFHpA

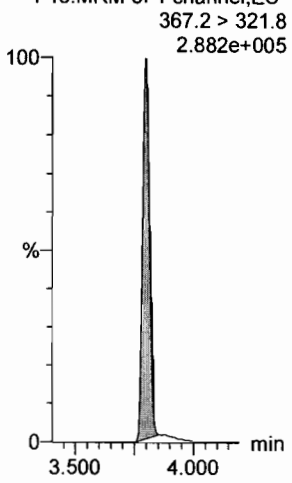

13C2-PFOA

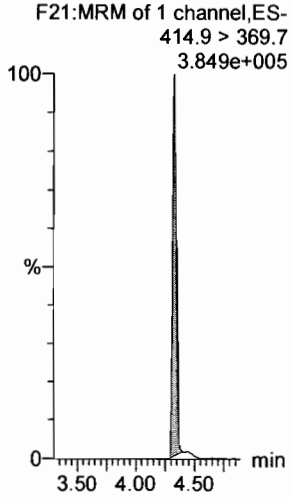

13C2-PFOA

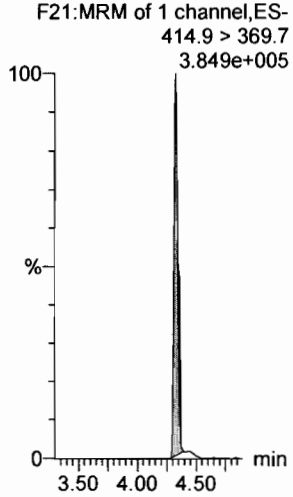

13C2-PFOA

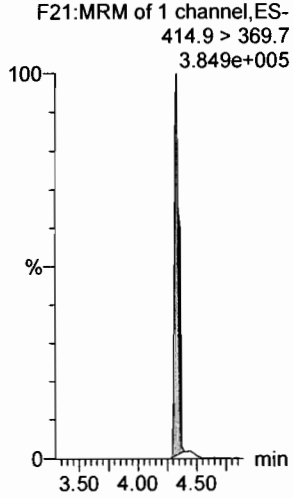

13C5-PFNA

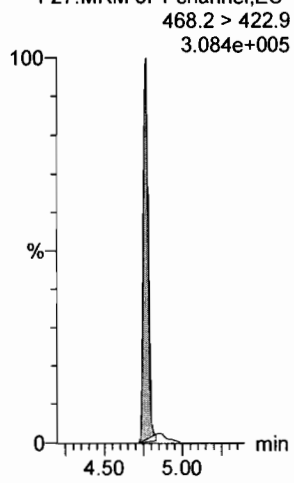

Dataset: F:\Projects\PFAS.PRO\Results\180301M1\180301M1-CRV.qld

Last Altered: Saturday, March 03, 2018 04:53:40 Pacific Standard Time
Printed: Saturday, March 03, 2018 04:54:03 Pacific Standard Time

Name: 180301M1_3, Date: 02-Mar-2018, Time: 01:03:19, ID: ST180301M1-2 PFC CS-1 18B2313, Description: PFC CS-1 18B2313

PFOSA

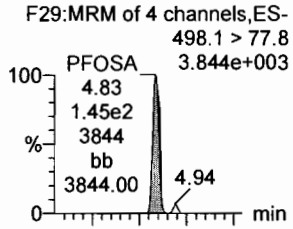

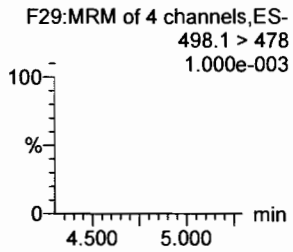

L-PFOS

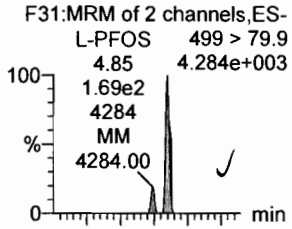

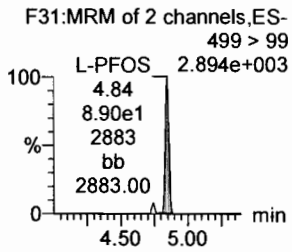

PFDA

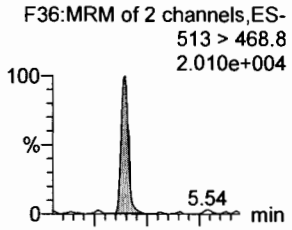

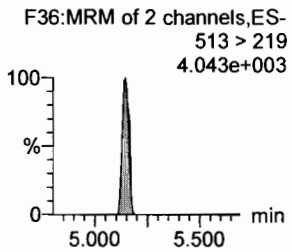

8:2 FTS

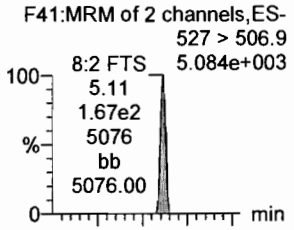

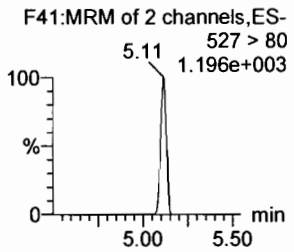

PFNS

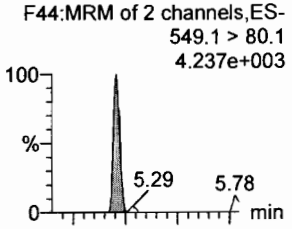

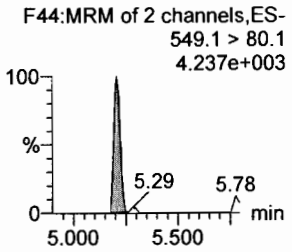

N-MeFOSAA

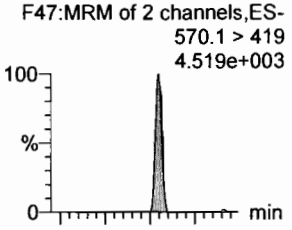

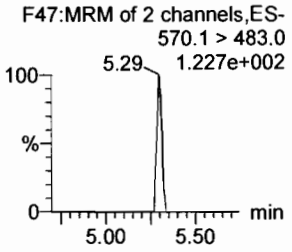

13C8-PFOSA

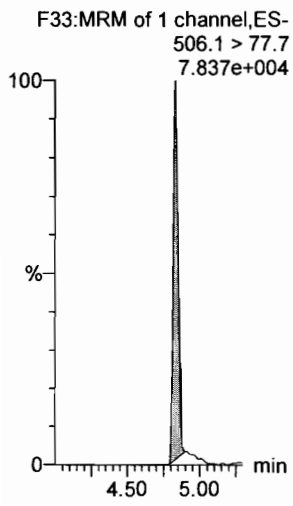

13C8-PFOS

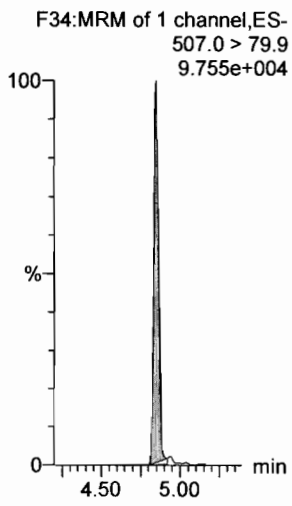

13C2-PFDA

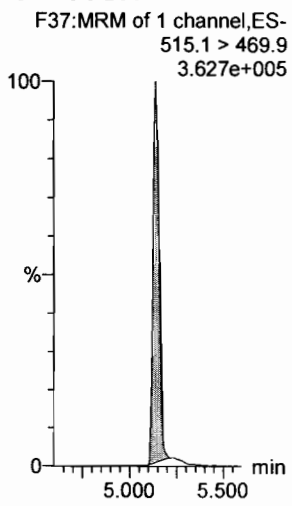

13C2-PFOA

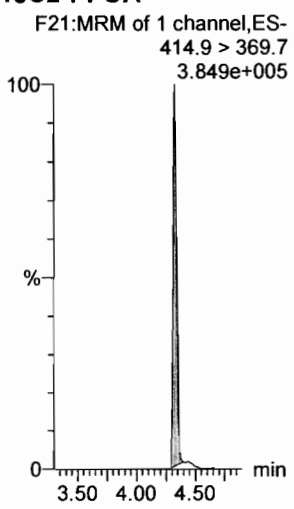

13C2-PFOA

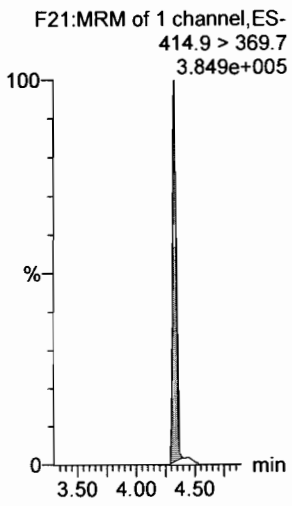

d3-N-MeFOSAA

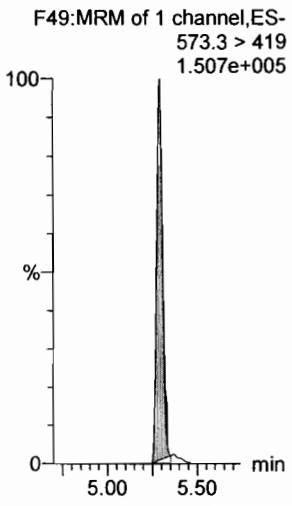

Dataset: F:\Projects\PFAS.PRO\Results\180301M1\180301M1-CRV.qld

Last Altered: Saturday, March 03, 2018 04:53:40 Pacific Standard Time
Printed: Saturday, March 03, 2018 04:54:03 Pacific Standard Time

Name: 180301M1_3, Date: 02-Mar-2018, Time: 01:03:19, ID: ST180301M1-2 PFC CS-1 18B2313, Description: PFC CS-1 18B2313

N-EtFOSAA

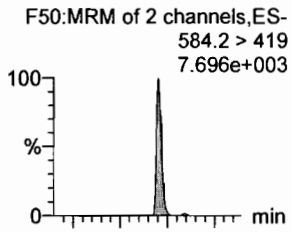

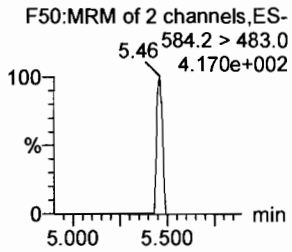

PFDoA

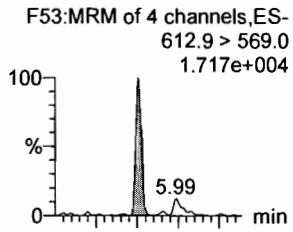

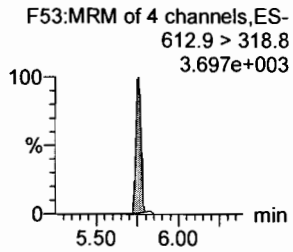

PFDS

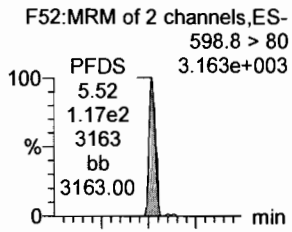

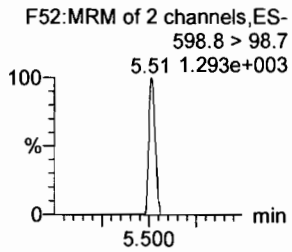

PFUdA

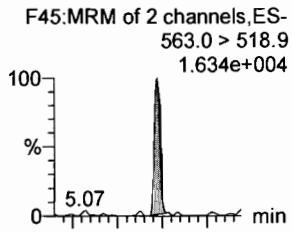

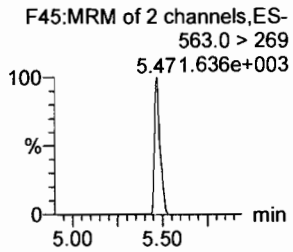

N-MeFOSA

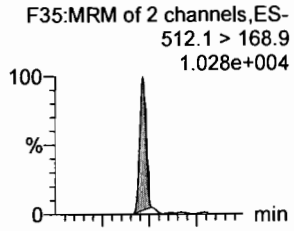

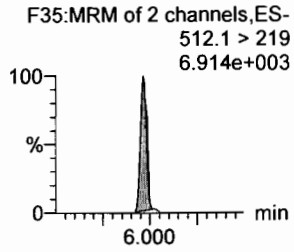

PFTrDA

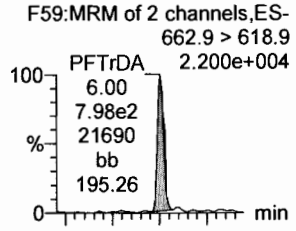

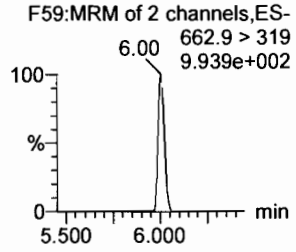

d5-N-EtFOSAA

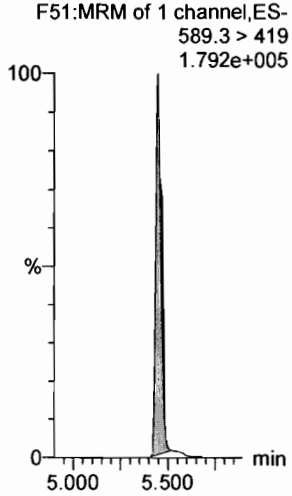

13C2-PFDoA

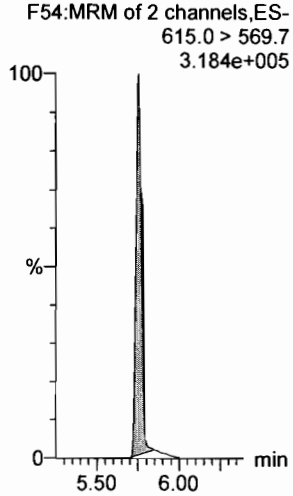

13C2-PFUdA

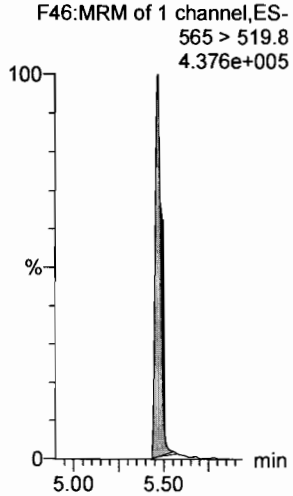

13C2-PFUdA

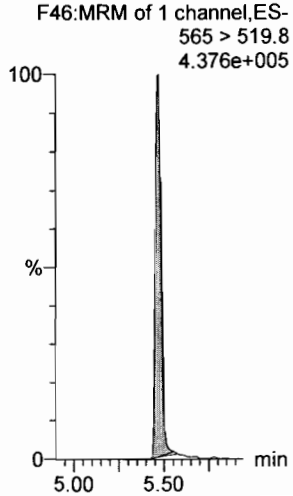

d3-N-MeFOSA

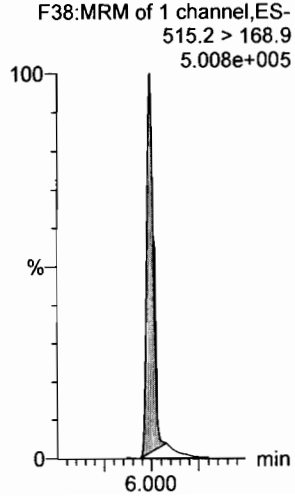

13C2-PFDoA

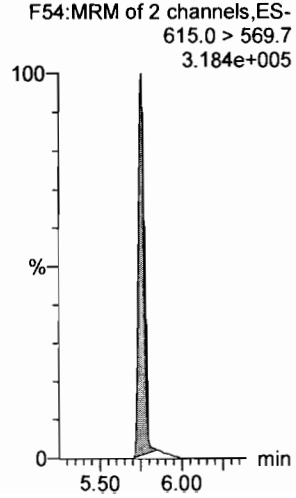

Dataset: F:\Projects\PFAS.PRO\Results\180301M1\180301M1-CRV.qld

Last Altered: Saturday, March 03, 2018 04:53:40 Pacific Standard Time
Printed: Saturday, March 03, 2018 04:54:03 Pacific Standard Time

Name: 180301M1_3, Date: 02-Mar-2018, Time: 01:03:19, ID: ST180301M1-2 PFC CS-1 18B2313, Description: PFC CS-1 18B2313

PFTeDA

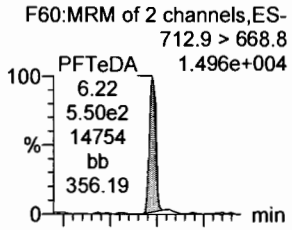

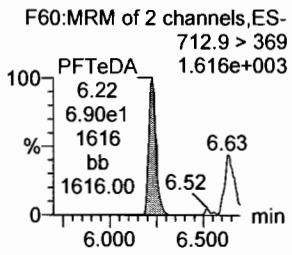

N-EtFOSA

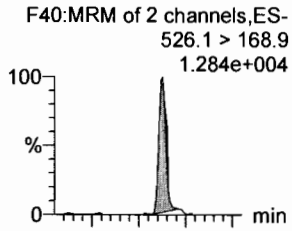

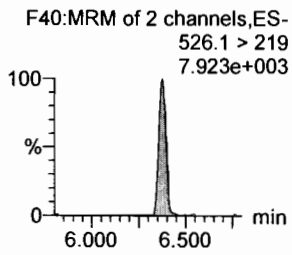

PFHxDA

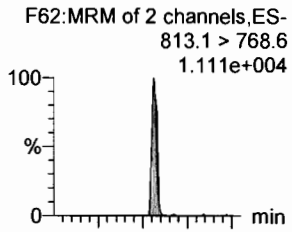

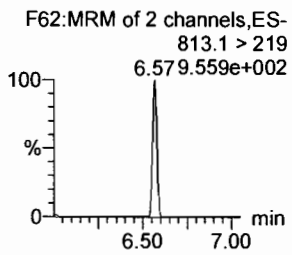

PFODA

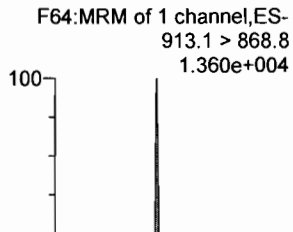

N-MeFOSE



N-EtFOSE



13C2-PFTeDA

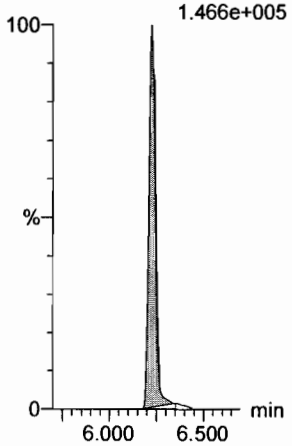

d5-N-ETFOSA

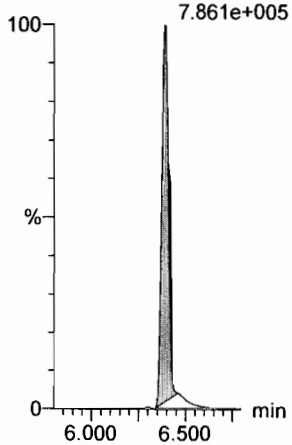

13C2-PFHxDA

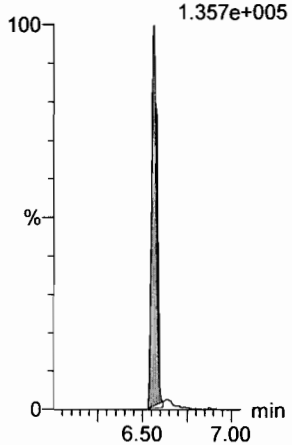

13C2-PFHxDA

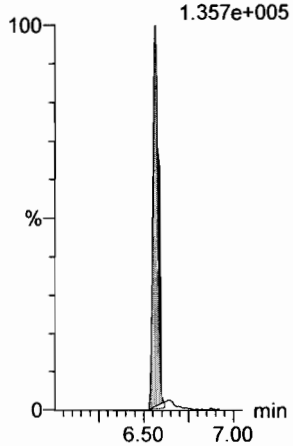

d7-N-MeFOSE

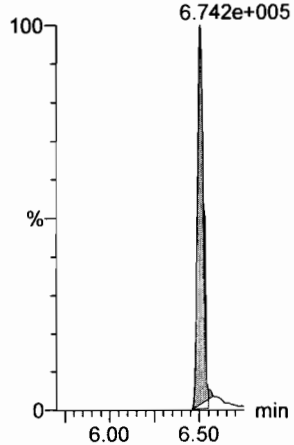

d9-N-EtFOSE

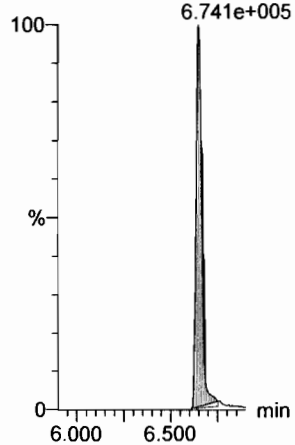

Dataset: F:\Projects\PFAS.PRO\Results\180301M1\180301M1-CRV.qld

Last Altered: Saturday, March 03, 2018 04:53:40 Pacific Standard Time
Printed: Saturday, March 03, 2018 04:54:03 Pacific Standard Time

Name: 180301M1_3, Date: 02-Mar-2018, Time: 01:03:19, ID: ST180301M1-2 PFC CS-1 18B2313, Description: PFC CS-1 18B2313

13C4-PFBA

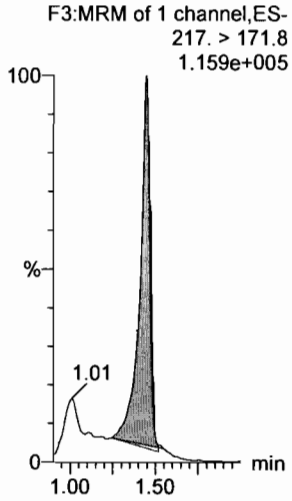

13C5-PFHxA

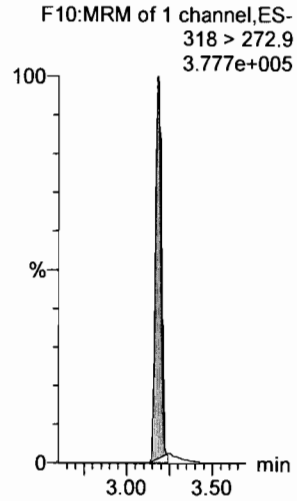

13C3-PFHxS

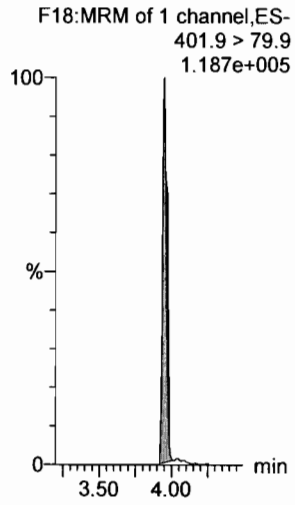

13C8-PFOA

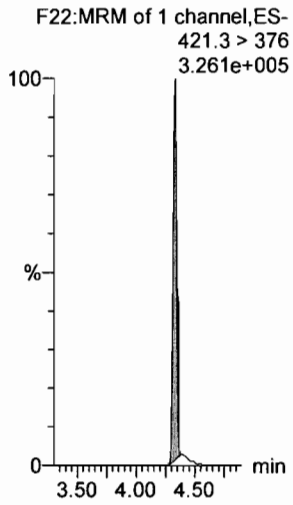

13C9-PFNA

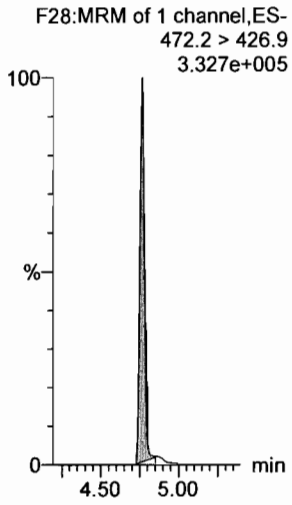

13C4-PFOS

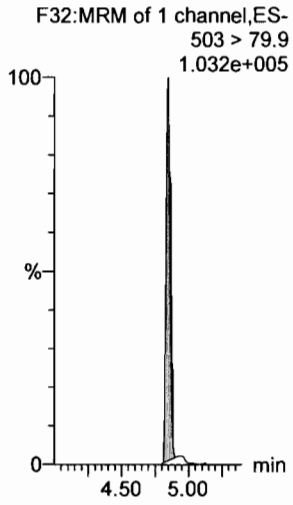

13C6-PFDA

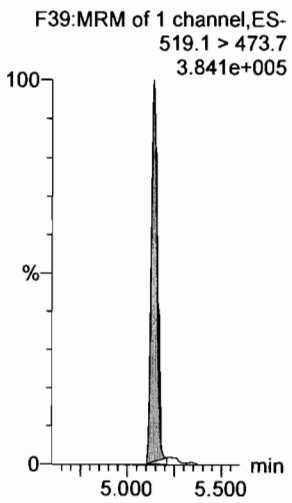

13C7-PFUdA



Vista Analytical Laboratory

Dataset: F:\Projects\PFAS.PRO\Results\180301M1\180301M1-CRV.qld

Last Altered: Saturday, March 03, 2018 04:55:45 Pacific Standard Time
Printed: Saturday, March 03, 2018 04:55:51 Pacific Standard Time

Method: F:\Projects\PFAS.PRO\MethDB\PFAS_FULL_80C_022718.mdb 28 Feb 2018 13:19:45
Calibration: 03 Mar 2018 04:55:45

Name: 180301M1_4, Date: 02-Mar-2018, Time: 01:14:50, ID: ST180301M1-3 PFC CS0 18B2314, Description: PFC CS0 18B2314

PFBA

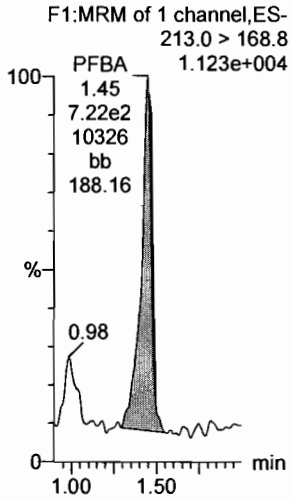

PFPeA

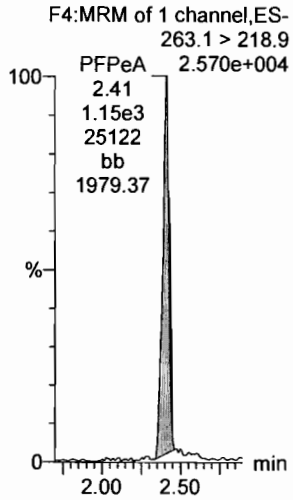

PFBS

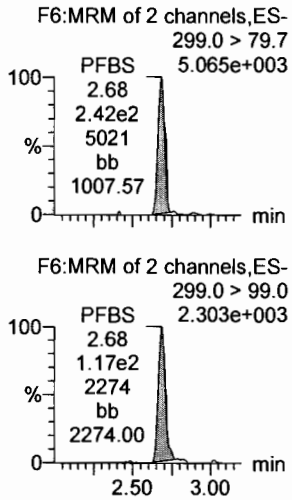

4:2 FTS

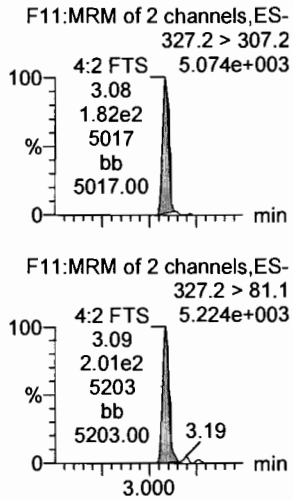

PFHxA

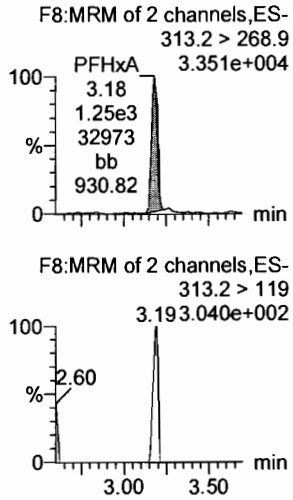

PFPeS

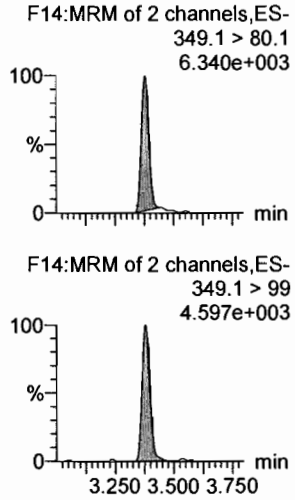

13C3-PFBA

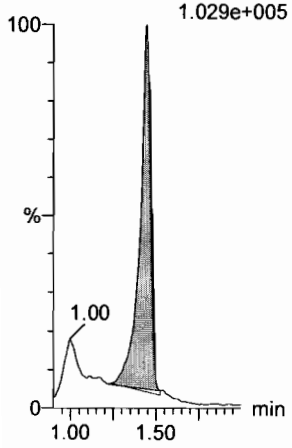

13C3-PFPeA

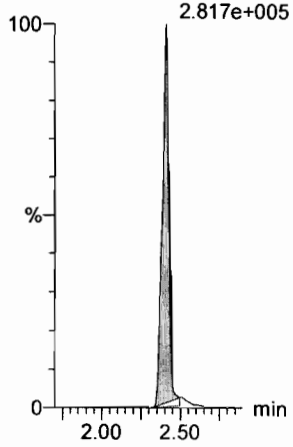

13C3-PFBS

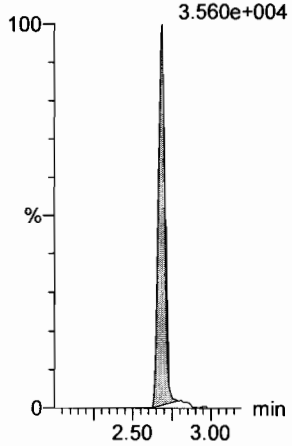

13C3-PFBS

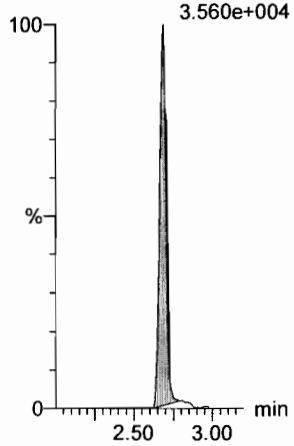

13C2-PFHxA

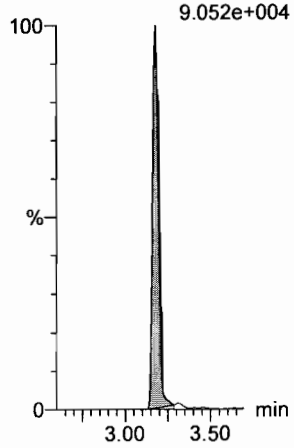

13C3-PFBS

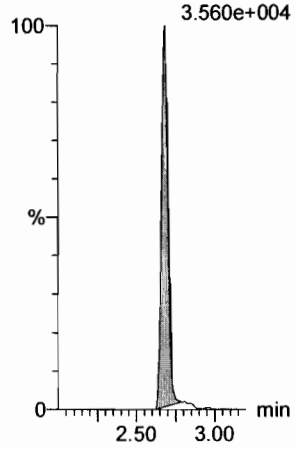

Vista Analytical Laboratory

Dataset: F:\Projects\PFAS.PRO\Results\180301M1\180301M1-CRV.qld

Last Altered: Saturday, March 03, 2018 04:55:45 Pacific Standard Time
Printed: Saturday, March 03, 2018 04:55:51 Pacific Standard Time

Name: 180301M1_4, Date: 02-Mar-2018, Time: 01:14:50, ID: ST180301M1-3 PFC CS0 18B2314, Description: PFC CS0 18B2314

6:2 FTS

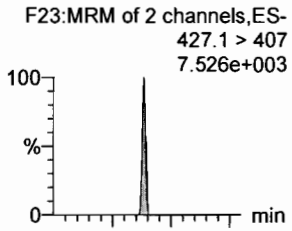

PFHpA

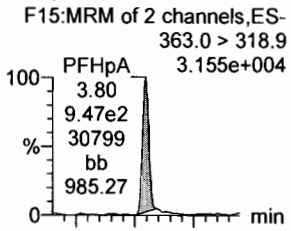

L-PFHxS

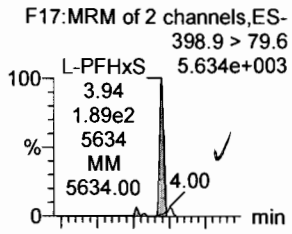

L-PFOA

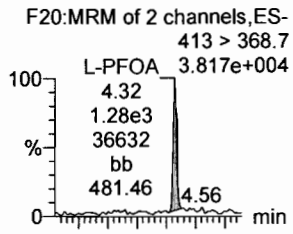

PFHpS

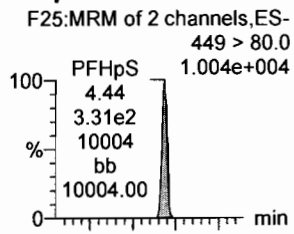

PFNA

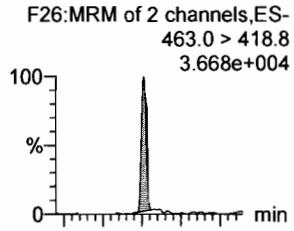

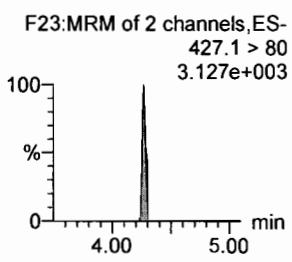

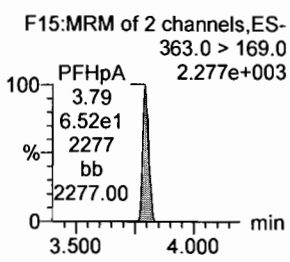

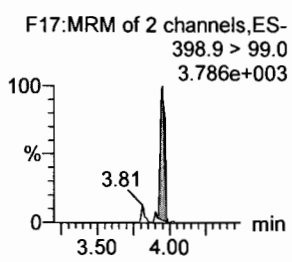



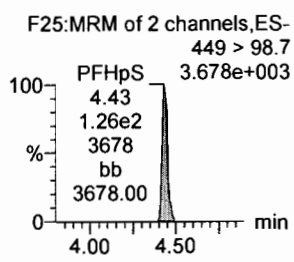

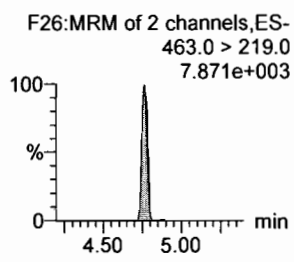

18O2-PFHxS

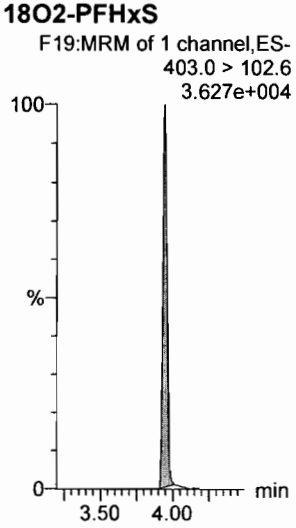

13C4-PFHpA

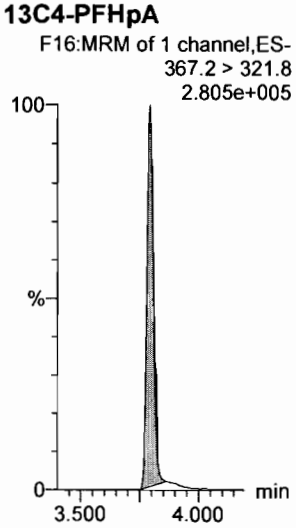

13C2-PFOA

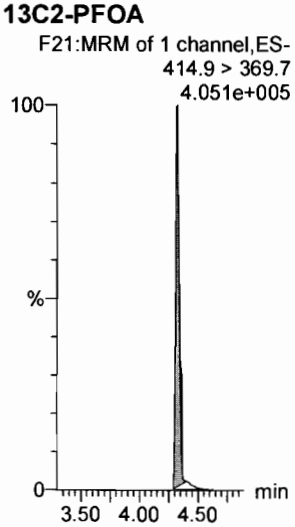

13C2-PFOA

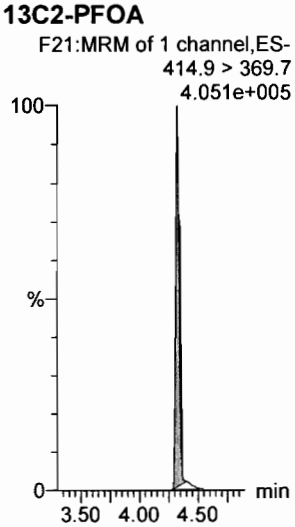

13C2-PFOA

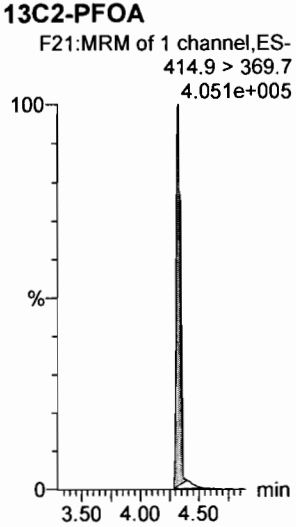

13C5-PFNA

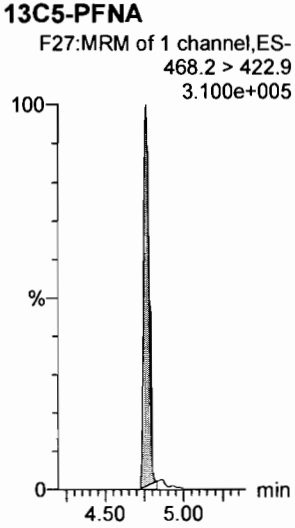

Dataset: F:\Projects\PFAS.PRO\Results\180301M1\180301M1-CRV.qld

Last Altered: Saturday, March 03, 2018 04:55:45 Pacific Standard Time
Printed: Saturday, March 03, 2018 04:55:51 Pacific Standard Time

Name: 180301M1_4, Date: 02-Mar-2018, Time: 01:14:50, ID: ST180301M1-3 PFC CS0 18B2314, Description: PFC CS0 18B2314

PFOSA

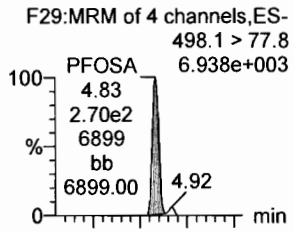

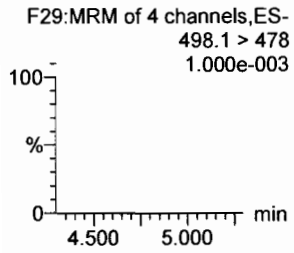

L-PFOS

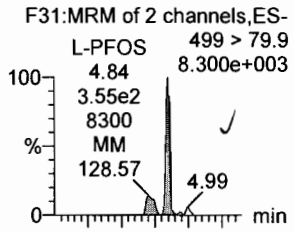

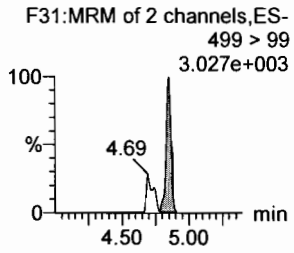

PFDA

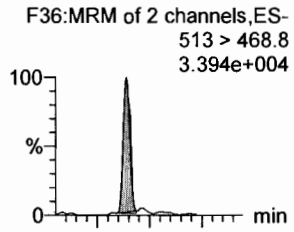

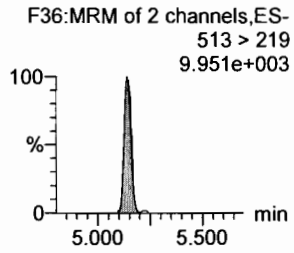

8:2 FTS

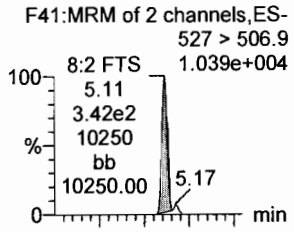

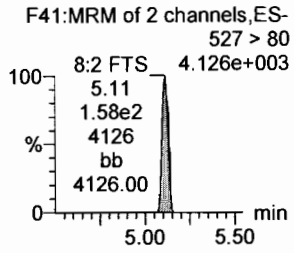

PFNS

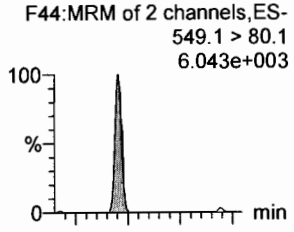

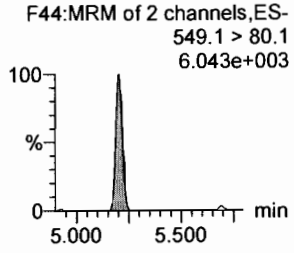

N-MeFOSAA

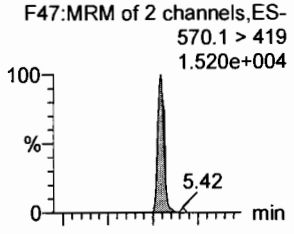

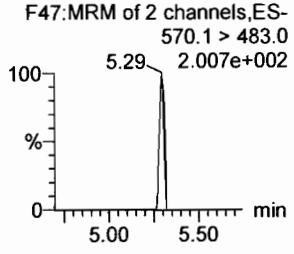

13C8-PFOSA

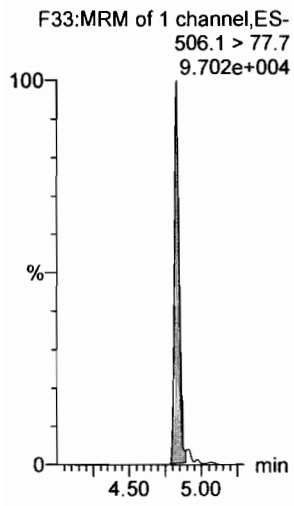

13C8-PFOS

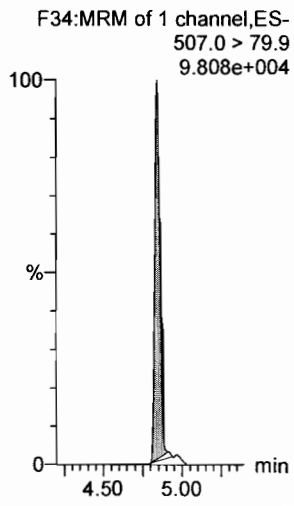

13C2-PFDA

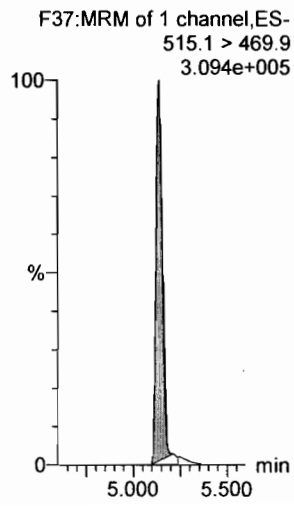

13C2-PFOA

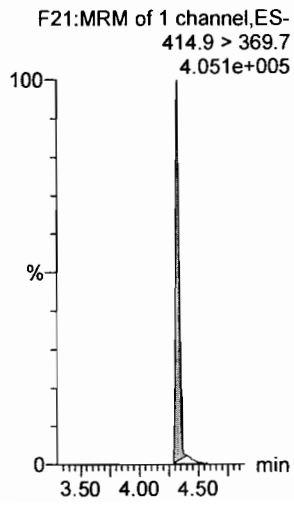

13C2-PFOA



d3-N-MeFOSAA

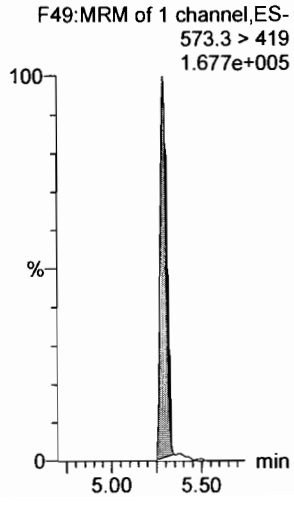

Dataset: F:\Projects\PFAS.PRO\Results\180301M1\180301M1-CRV.qld

Last Altered: Saturday, March 03, 2018 04:55:45 Pacific Standard Time
Printed: Saturday, March 03, 2018 04:55:51 Pacific Standard Time

Name: 180301M1_4, Date: 02-Mar-2018, Time: 01:14:50, ID: ST180301M1-3 PFC CS0 18B2314, Description: PFC CS0 18B2314

N-EtFOSAA

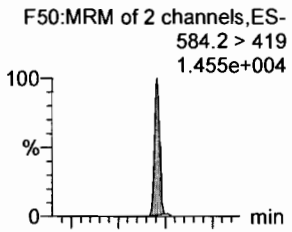

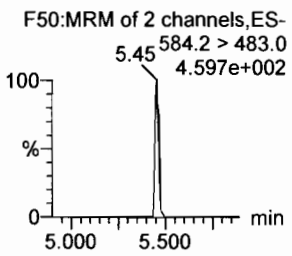

PFDoA

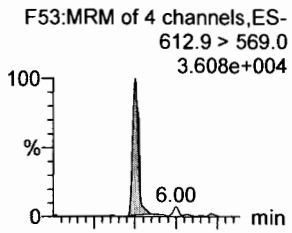

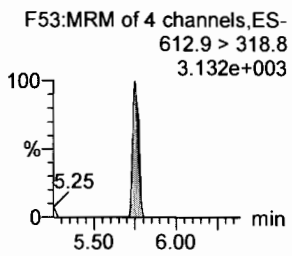

PFDS

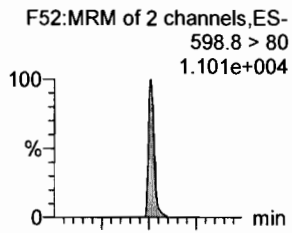

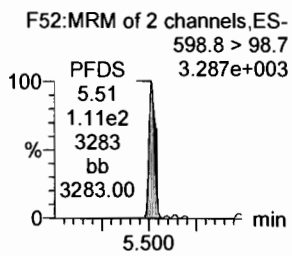

PFUdA

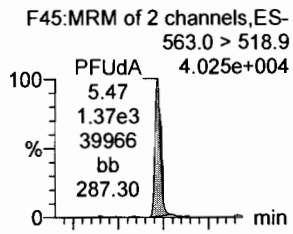

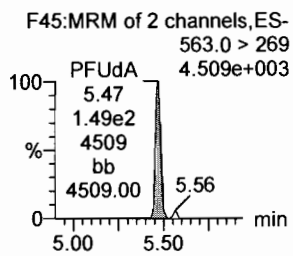

N-MeFOSA

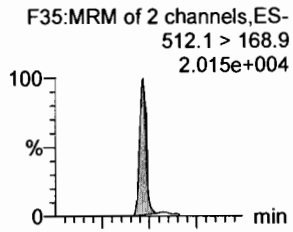

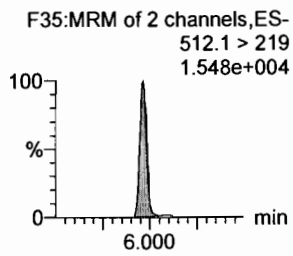

PFTrDA

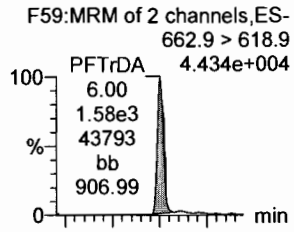

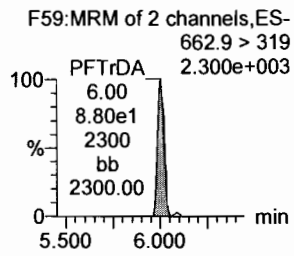

d5-N-EtFOSAA

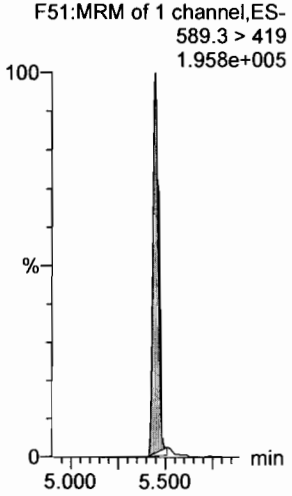

13C2-PFDoA

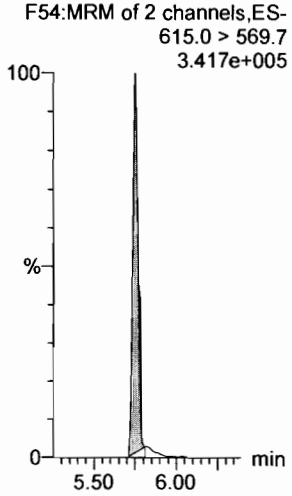

13C2-PFUdA

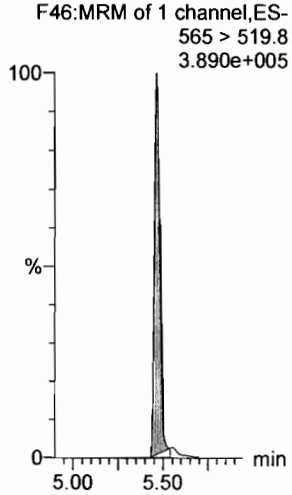

13C2-PFUdA

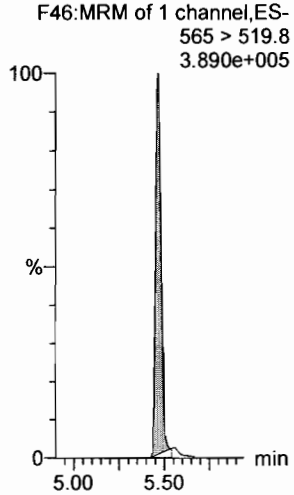

d3-N-MeFOSA

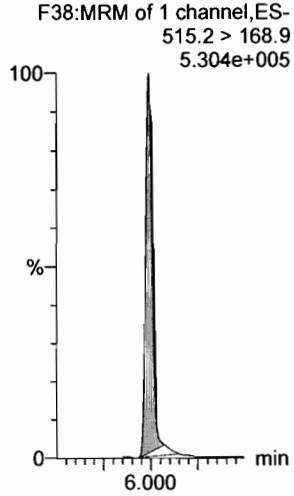

13C2-PFDoA

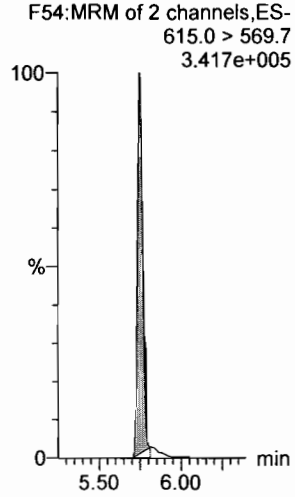

Dataset: F:\Projects\PFAS.PRO\Results\180301M1\180301M1-CRV.qld

Last Altered: Saturday, March 03, 2018 04:55:45 Pacific Standard Time
Printed: Saturday, March 03, 2018 04:55:51 Pacific Standard Time

Name: 180301M1_4, Date: 02-Mar-2018, Time: 01:14:50, ID: ST180301M1-3 PFC CS0 18B2314, Description: PFC CS0 18B2314

PFTeDA

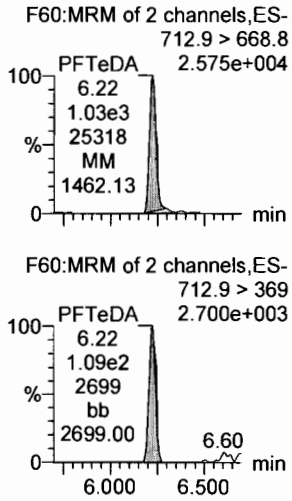

N-EtFOSA

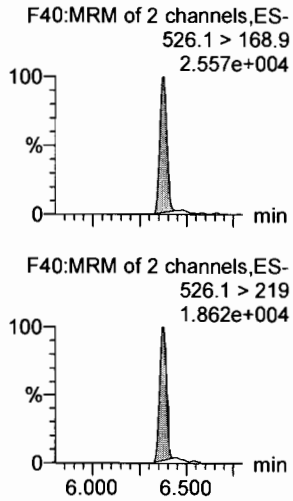

PFHxDA

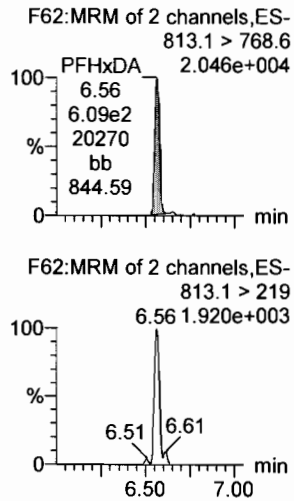

PFODA



N-MeFOSE

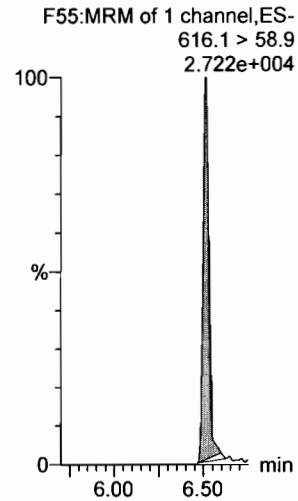

N-EtFOSE

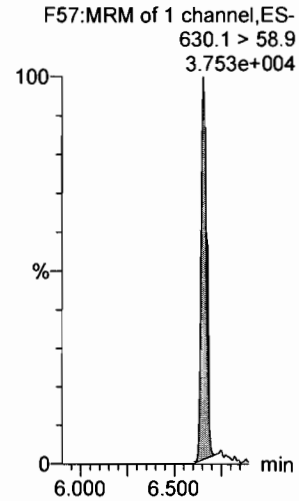

13C2-PFTeDA

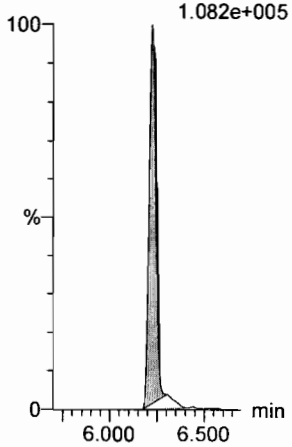

d5-N-ETFOSA

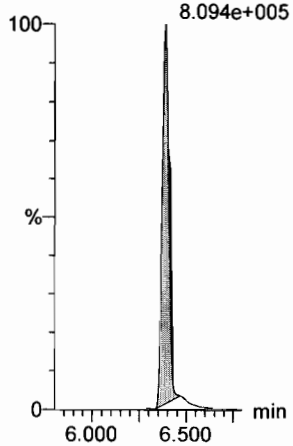

13C2-PFHxDA

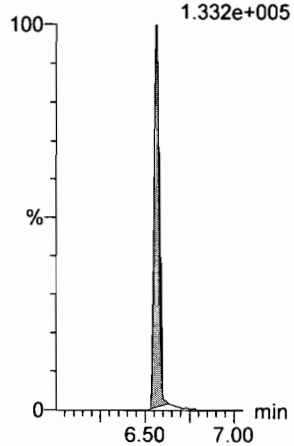

13C2-PFHxDA

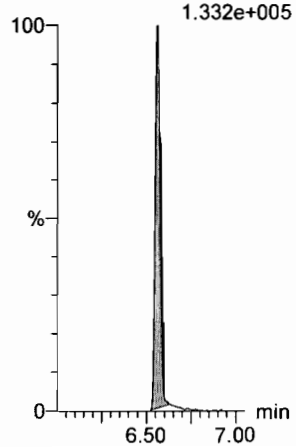

d7-N-MeFOSE

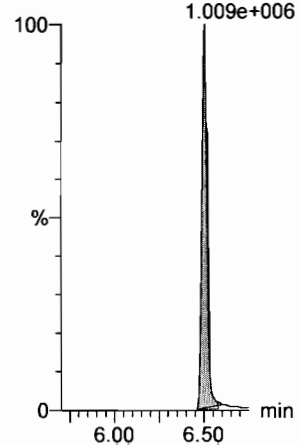

d9-N-EtFOSE

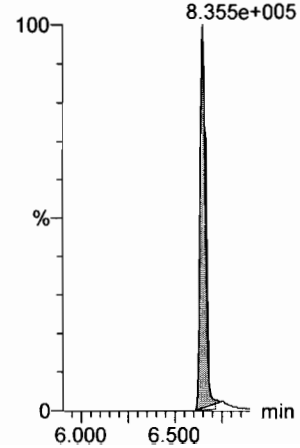

Dataset: F:\Projects\PFAS.PRO\Results\180301M1\180301M1-CRV.qld

Last Altered: Saturday, March 03, 2018 04:55:45 Pacific Standard Time
Printed: Saturday, March 03, 2018 04:55:51 Pacific Standard Time

Name: 180301M1_4, Date: 02-Mar-2018, Time: 01:14:50, ID: ST180301M1-3 PFC CS0 18B2314, Description: PFC CS0 18B2314

13C4-PFBA

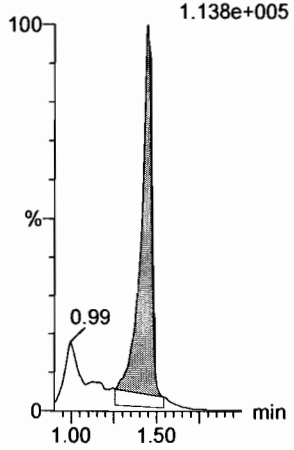

13C5-PFHxA

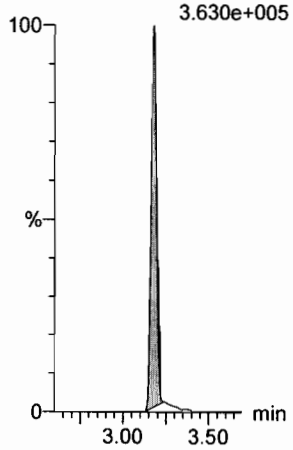

13C3-PFHxS

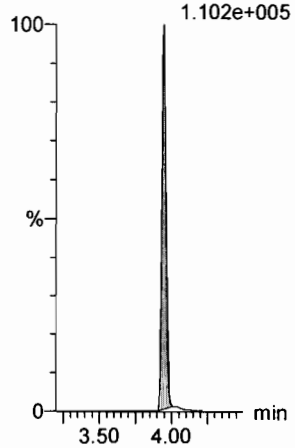

13C8-PFOA

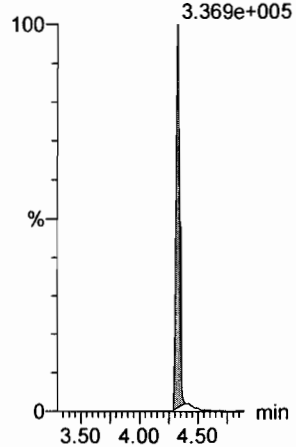

13C9-PFNA

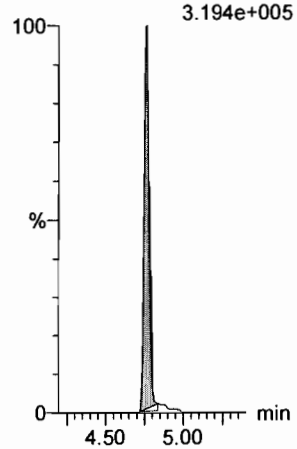

13C4-PFOS

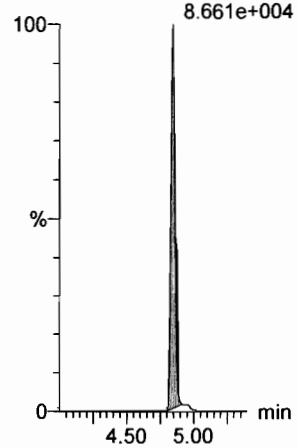

13C6-PFDA

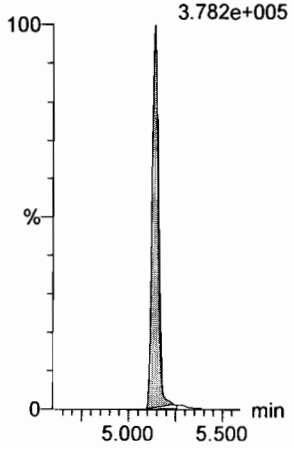

13C7-PFUdA

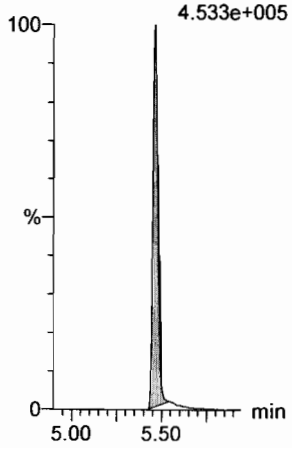

Dataset: F:\Projects\PFAS.PRO\Results\180301M1\180301M1-CRV.qld

Last Altered: Saturday, March 03, 2018 04:46:56 Pacific Standard Time
Printed: Saturday, March 03, 2018 04:47:38 Pacific Standard Time

Name: 180301M1_5, Date: 02-Mar-2018, Time: 01:26:16, ID: ST180301M1-4 PFC CS1 18B2315, Description: PFC CS1 18B2315

PFBA

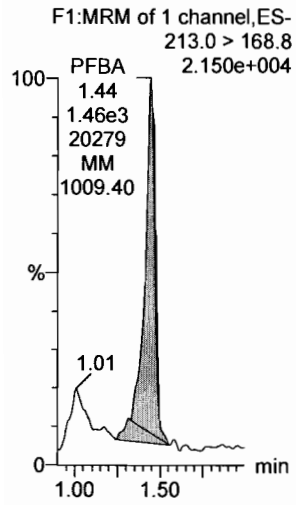

PFPeA

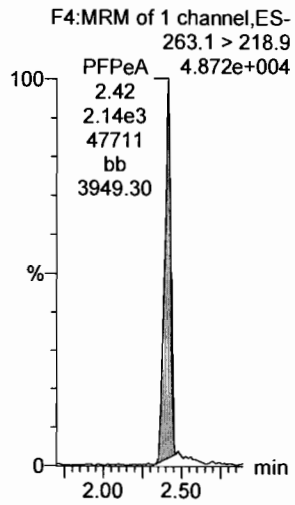

PFBS

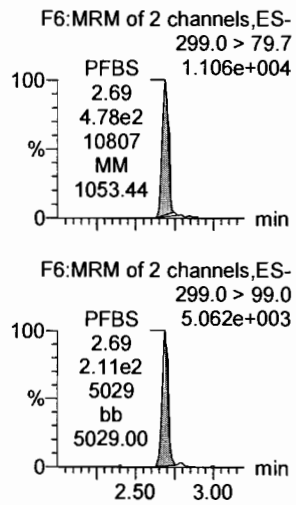

4:2 FTS

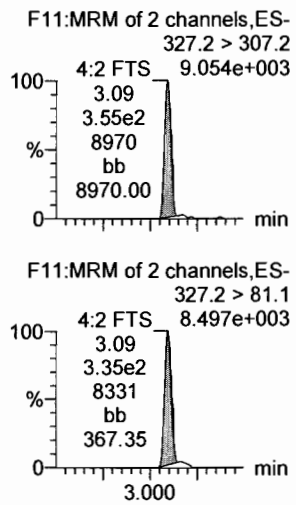

PFHxA

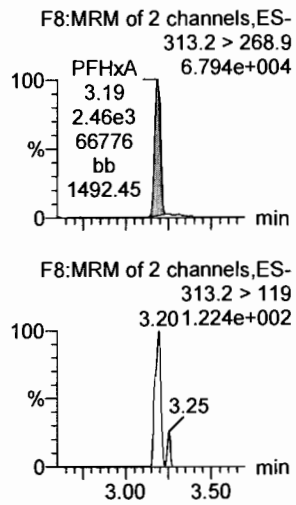

PFPeS

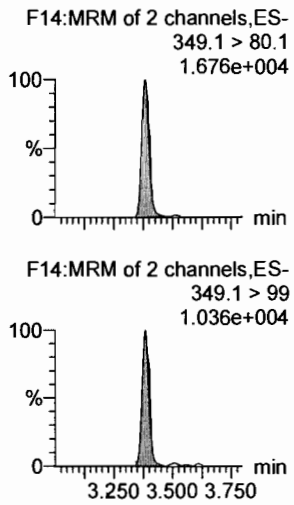

13C3-PFBA

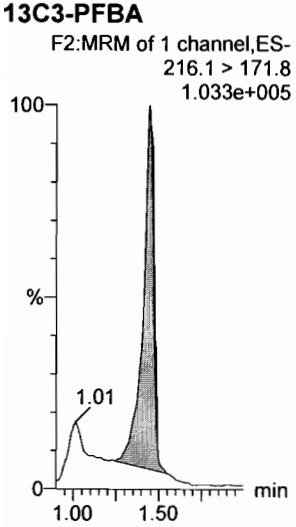

13C3-PFPeA

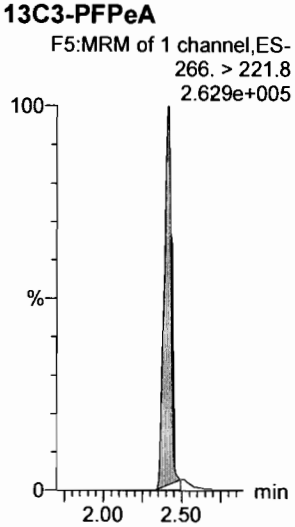

13C3-PFBS

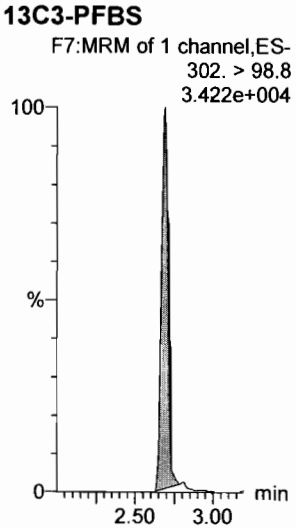

13C3-PFBS

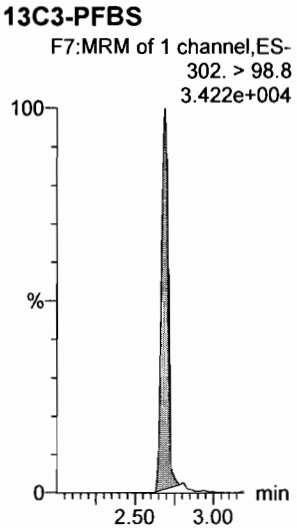

13C2-PFHxA

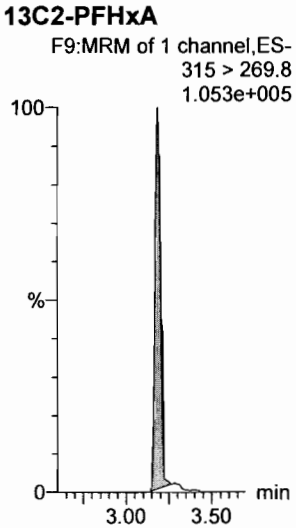

13C3-PFBS

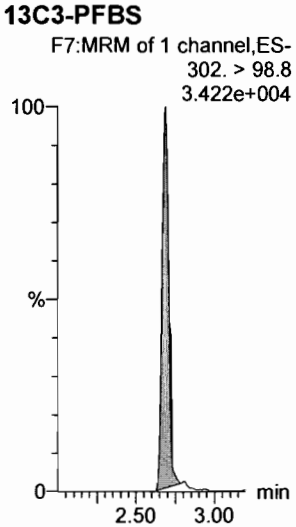

Dataset: F:\Projects\PFAS.PRO\Results\180301M1\180301M1-CRV.qld

Last Altered: Saturday, March 03, 2018 04:46:56 Pacific Standard Time
Printed: Saturday, March 03, 2018 04:47:38 Pacific Standard Time

Name: 180301M1_5, Date: 02-Mar-2018, Time: 01:26:16, ID: ST180301M1-4 PFC CS1 18B2315, Description: PFC CS1 18B2315

6:2 FTS

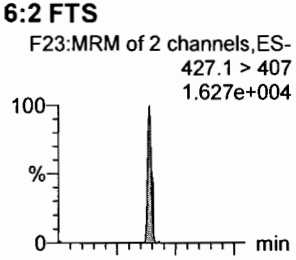

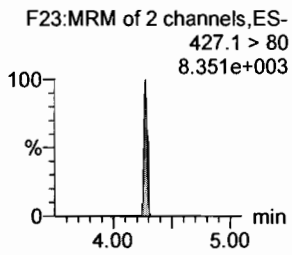

PFHpA

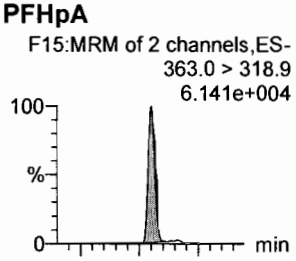

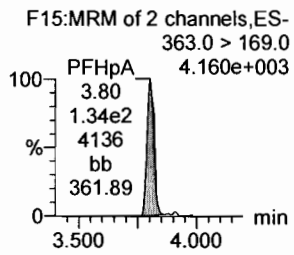

L-PFHxS

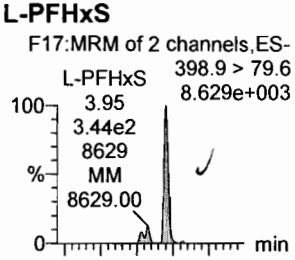

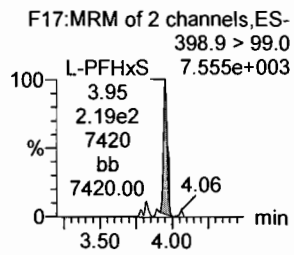

L-PFOA

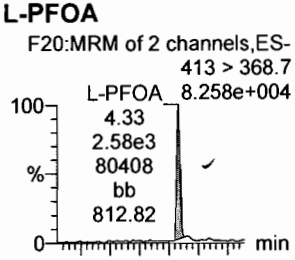



PFHpS

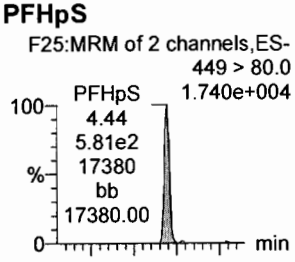

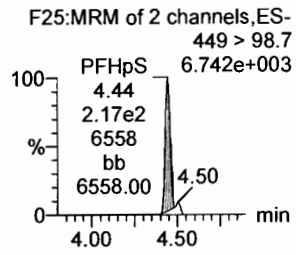

PFNA

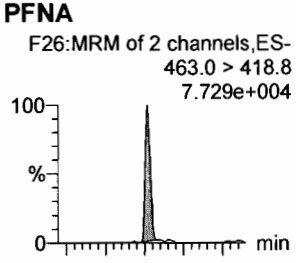

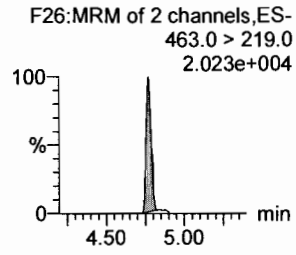

18O2-PFHxS

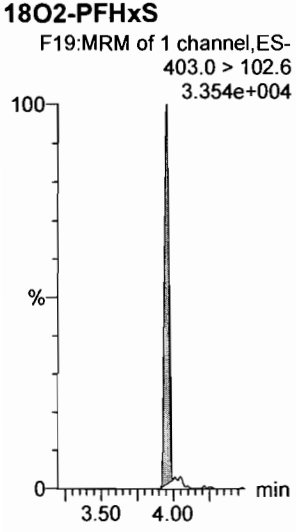

13C4-PFHpA

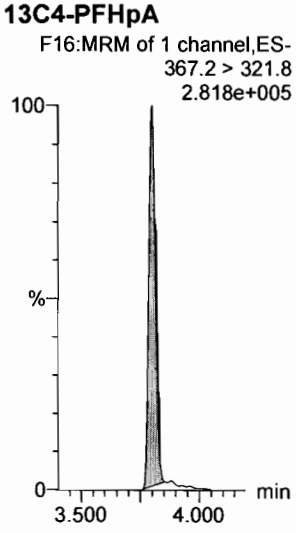

13C2-PFOA

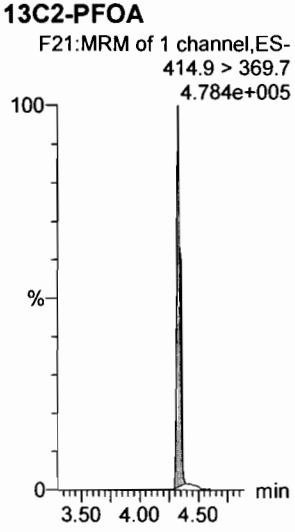

13C2-PFOA

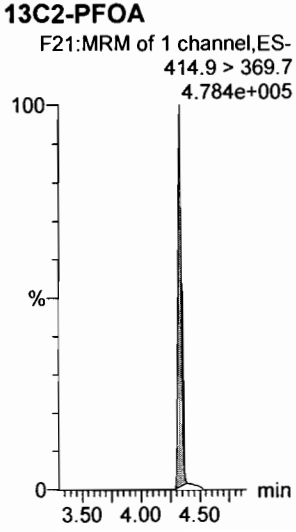

13C2-PFOA

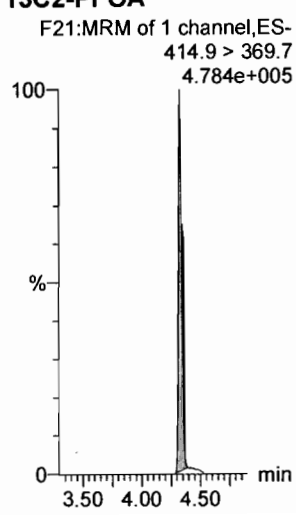

13C5-PFNA

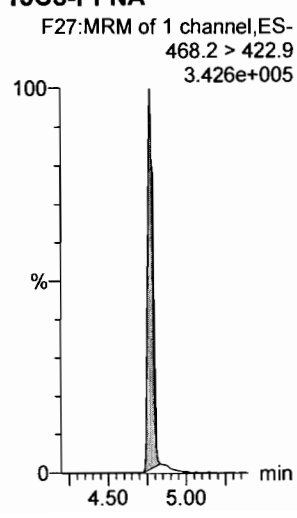

Dataset: F:\Projects\PFAS.PRO\Results\180301M1\180301M1-CRV.qld

Last Altered: Saturday, March 03, 2018 04:46:56 Pacific Standard Time
Printed: Saturday, March 03, 2018 04:47:38 Pacific Standard Time

Name: 180301M1_5, Date: 02-Mar-2018, Time: 01:26:16, ID: ST180301M1-4 PFC CS1 18B2315, Description: PFC CS1 18B2315

PFOSA

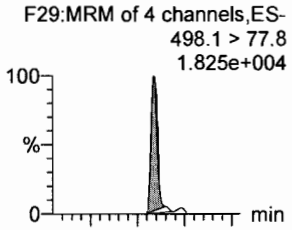

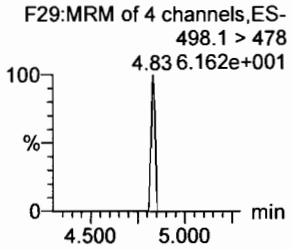

L-PFOS

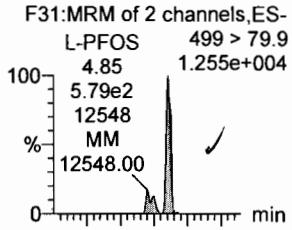

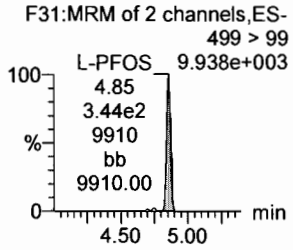

PFDA

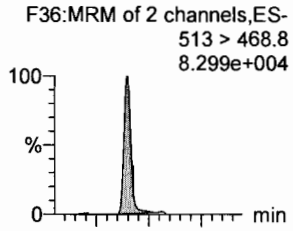

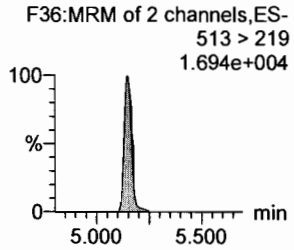

8:2 FTS

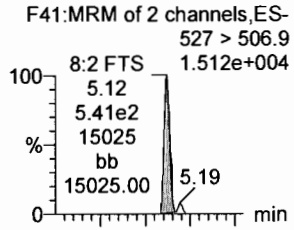

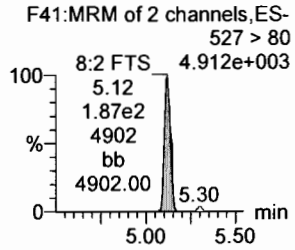

PFNS

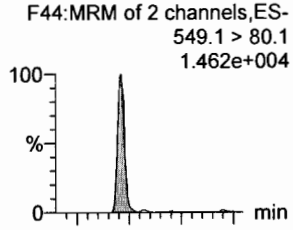

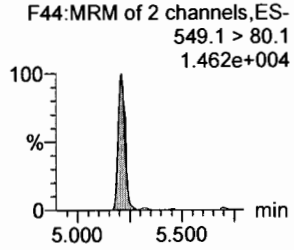

N-MeFOSAA

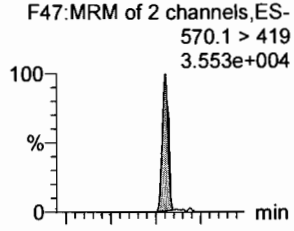

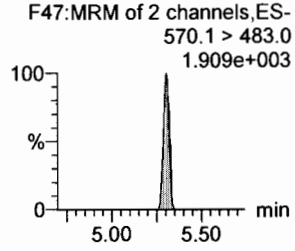

13C8-PFOSA

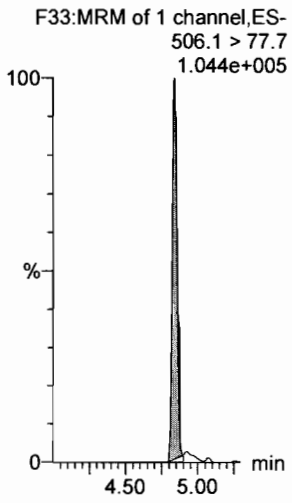

13C8-PFOS

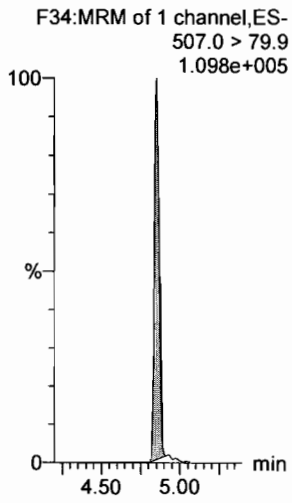

13C2-PFDA

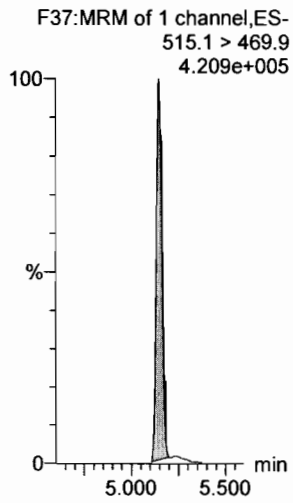

13C2-PFOA

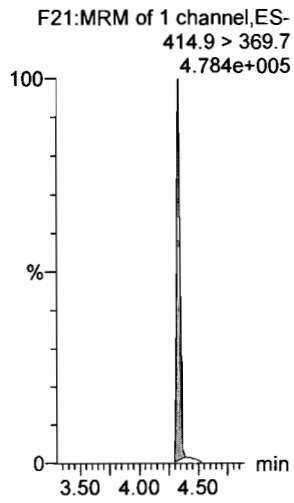

13C2-PFOA

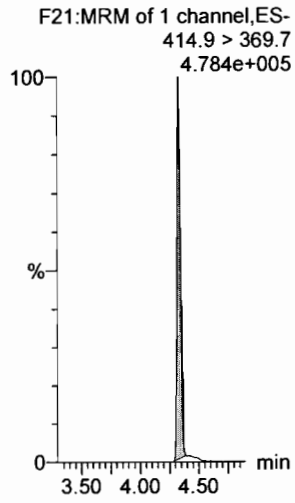

d3-N-MeFOSAA

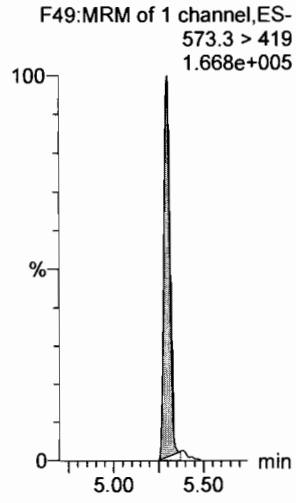

Dataset: F:\Projects\PFAS.PRO\Results\180301M1\180301M1-CRV.qld

Last Altered: Saturday, March 03, 2018 04:46:56 Pacific Standard Time
Printed: Saturday, March 03, 2018 04:47:38 Pacific Standard Time

Name: 180301M1_5, Date: 02-Mar-2018, Time: 01:26:16, ID: ST180301M1-4 PFC CS1 18B2315, Description: PFC CS1 18B2315

N-EtFOSAA

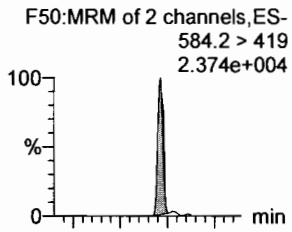

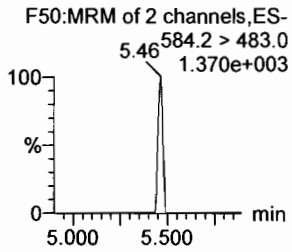

PFDoA

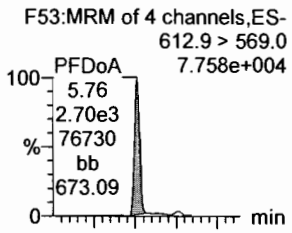

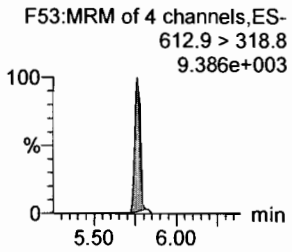

PFDS

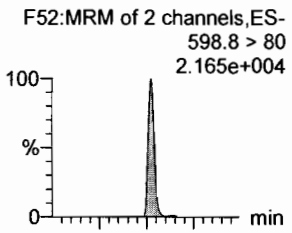

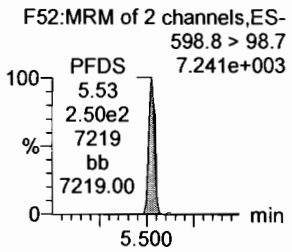

PFUdA

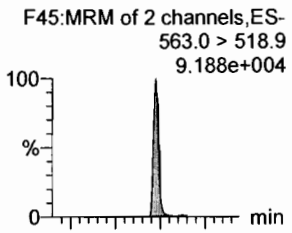

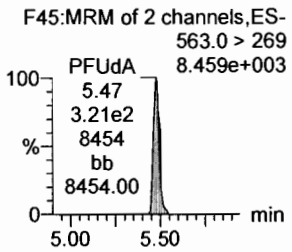

N-MeFOSA

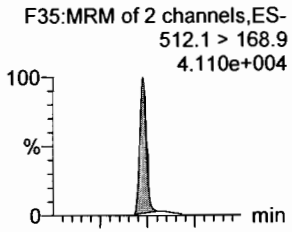

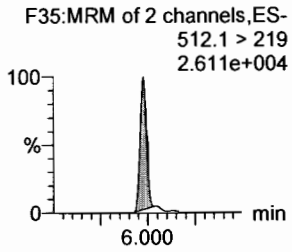

PFTrDA

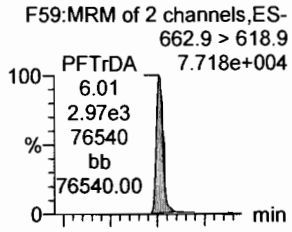

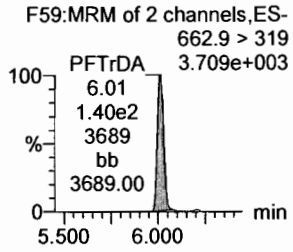

d5-N-EtFOSAA



13C2-PFDoA

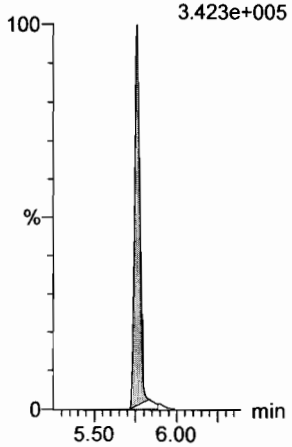

13C2-PFUdA

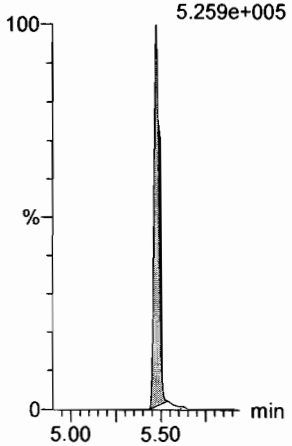

13C2-PFUdA

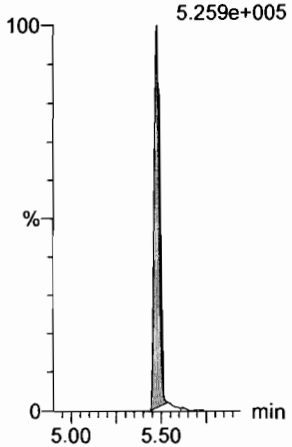

d3-N-MeFOSA

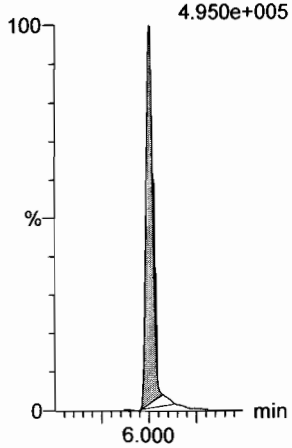

13C2-PFDoA

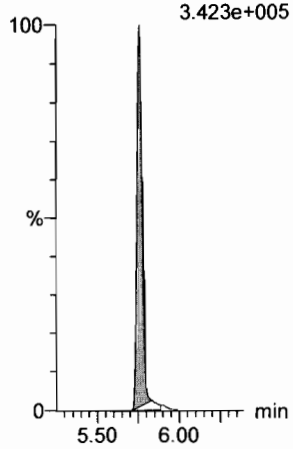

Dataset: F:\Projects\PFAS.PRO\Results\180301M1\180301M1-CRV.qld

Last Altered: Saturday, March 03, 2018 04:46:56 Pacific Standard Time
Printed: Saturday, March 03, 2018 04:47:38 Pacific Standard Time

Name: 180301M1_5, Date: 02-Mar-2018, Time: 01:26:16, ID: ST180301M1-4 PFC CS1 18B2315, Description: PFC CS1 18B2315

PFTeDA

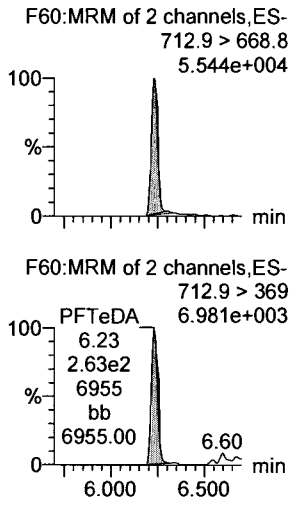

N-EtFOSA

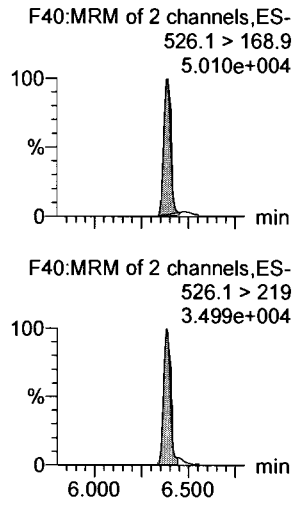

PFHxDA

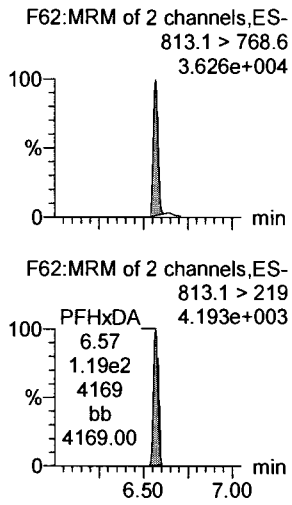

PFODA

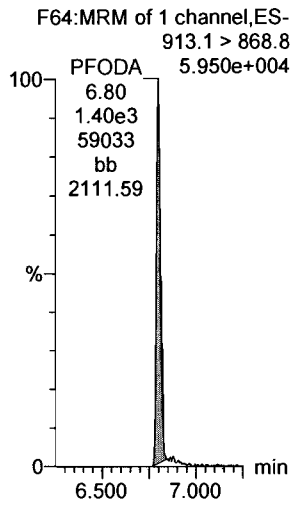

N-MeFOSE

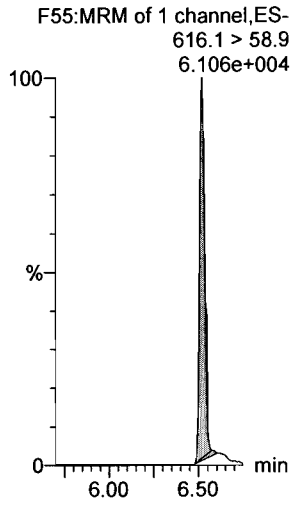

N-EtFOSE

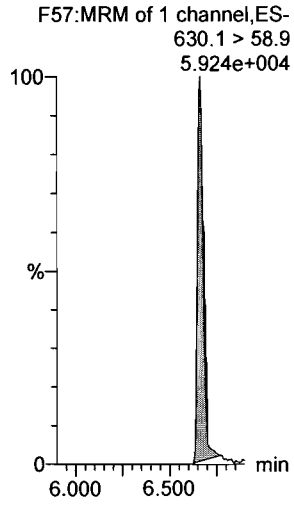

13C2-PFTeDA

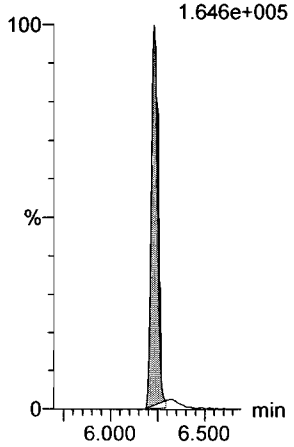

d5-N-ETFOSA

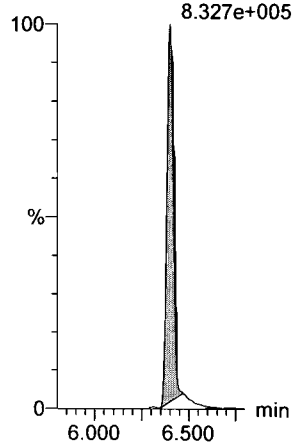

13C2-PFHxDA

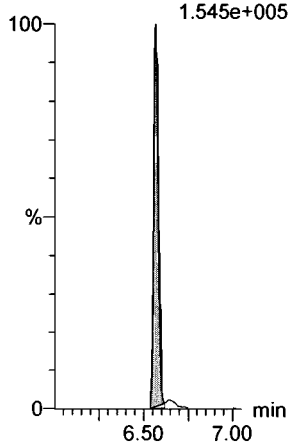

13C2-PFHxDA

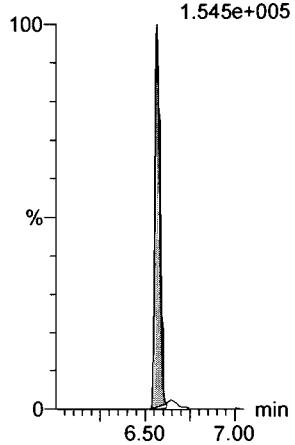

d7-N-MeFOSE

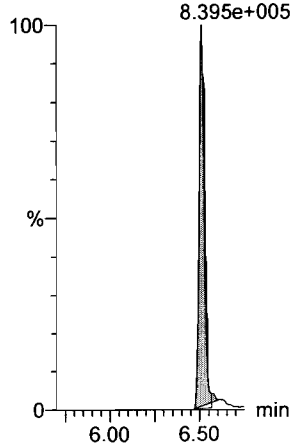

d9-N-EtFOSE

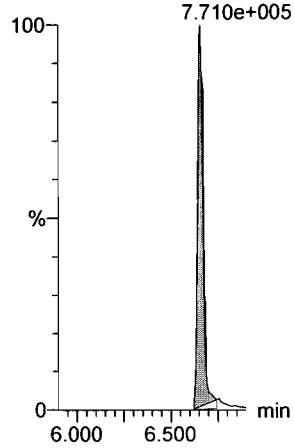

Dataset: F:\Projects\PFAS.PRO\Results\180301M1\180301M1-CRV.qld

Last Altered: Saturday, March 03, 2018 04:46:56 Pacific Standard Time
Printed: Saturday, March 03, 2018 04:47:38 Pacific Standard Time

Name: 180301M1_5, Date: 02-Mar-2018, Time: 01:26:16, ID: ST180301M1-4 PFC CS1 18B2315, Description: PFC CS1 18B2315

13C4-PFBA

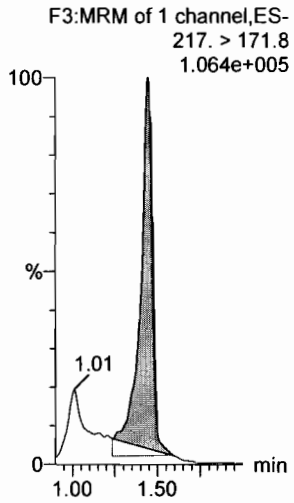

13C5-PFHxA

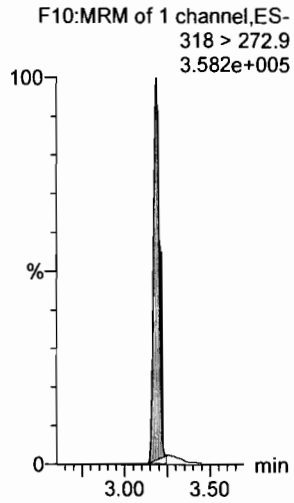

13C3-PFHxS

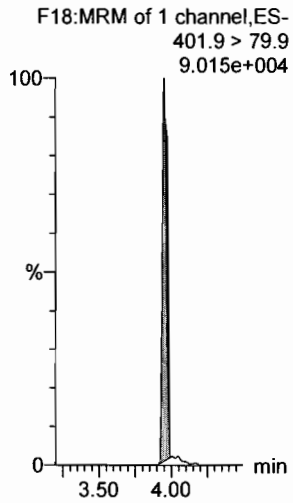

13C8-PFOA

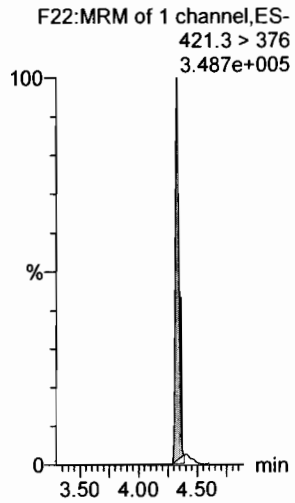

13C9-PFNA

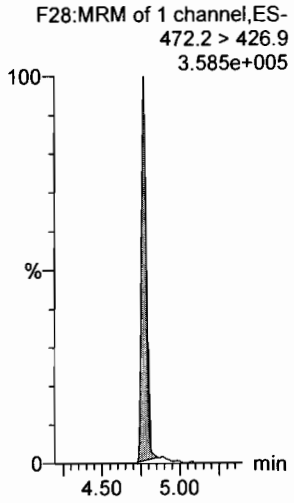

13C4-PFOS

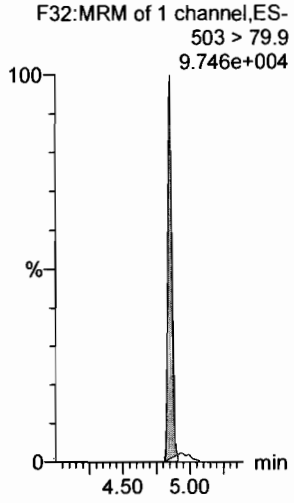

13C6-PFDA

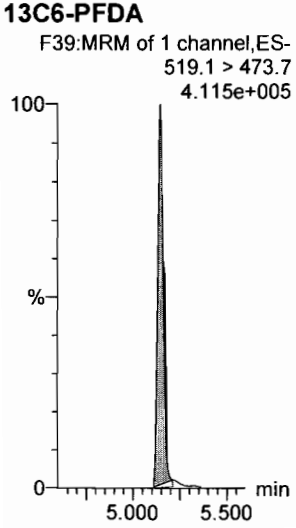

13C7-PFUdA

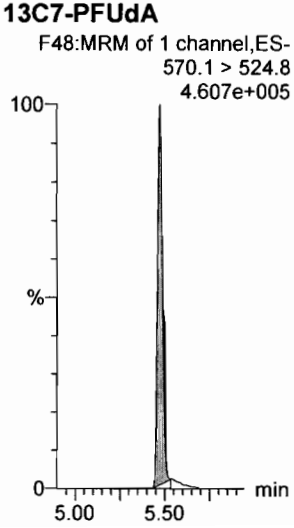

Dataset: F:\Projects\PFAS.PRO\Results\180301M1\180301M1-CRV.qld

Last Altered: Saturday, March 03, 2018 04:46:56 Pacific Standard Time
Printed: Saturday, March 03, 2018 04:47:38 Pacific Standard Time

Name: 180301M1_6, Date: 02-Mar-2018, Time: 01:37:43, ID: ST180301M1-5 PFC CS2 18B2316, Description: PFC CS2 18B2316

PFBA

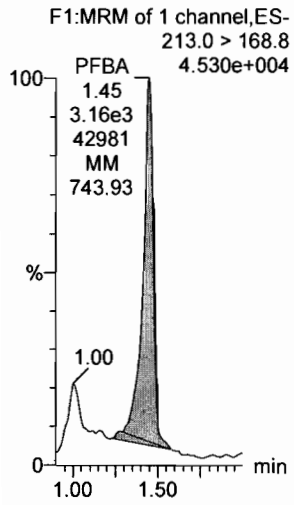

PFPeA

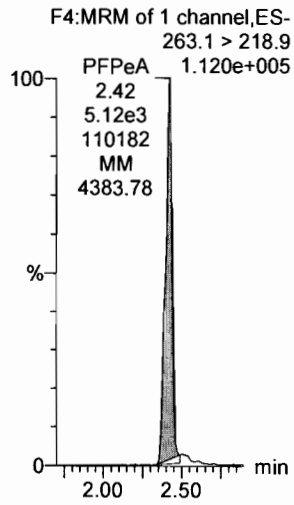

PFBS

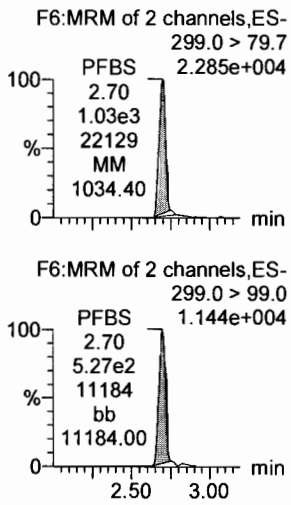

4:2 FTS

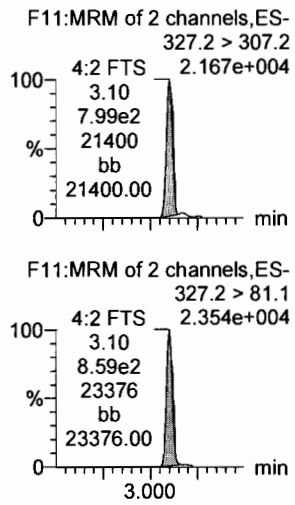

PFHxA

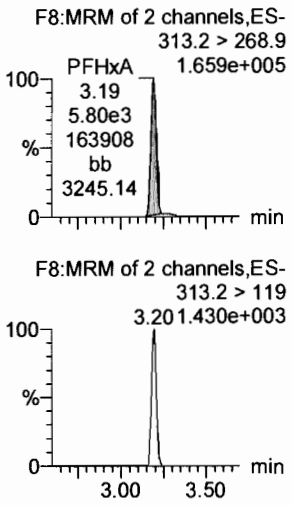

PFPeS

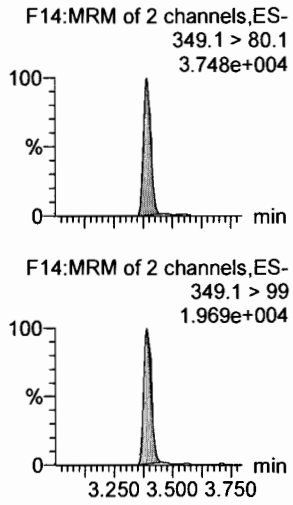

13C3-PFBA

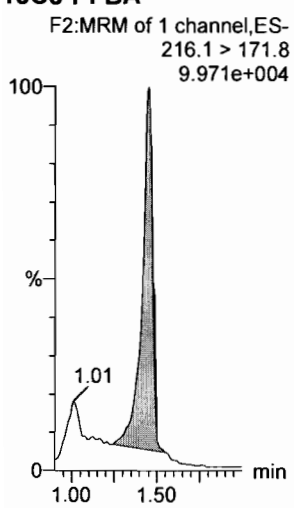

13C3-PFPeA

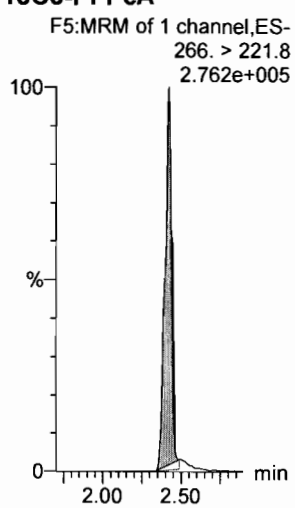

13C3-PFBS

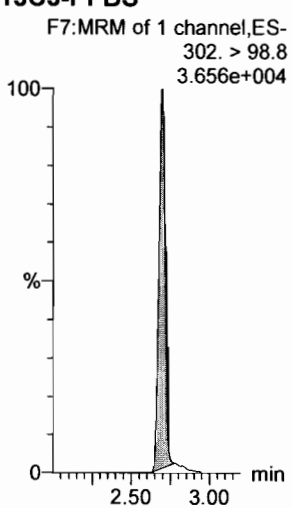

13C3-PFBS

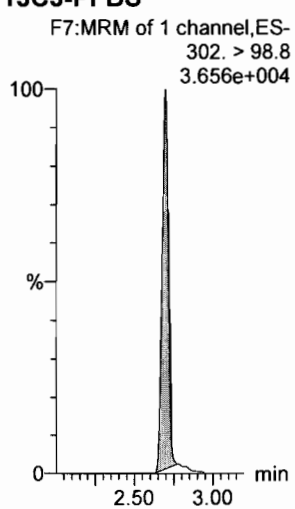

13C2-PFHxA

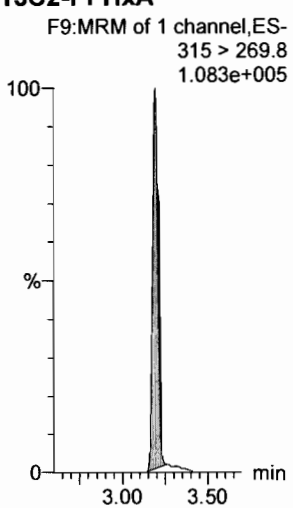

13C3-PFBS

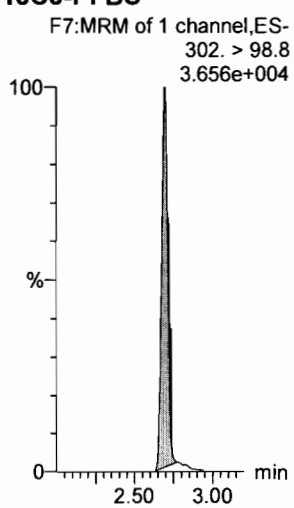

Dataset: F:\Projects\PFAS.PRO\Results\180301M1\180301M1-CRV.qld

Last Altered: Saturday, March 03, 2018 04:46:56 Pacific Standard Time
Printed: Saturday, March 03, 2018 04:47:38 Pacific Standard Time

Name: 180301M1_6, Date: 02-Mar-2018, Time: 01:37:43, ID: ST180301M1-5 PFC CS2 18B2316, Description: PFC CS2 18B2316

6:2 FTS

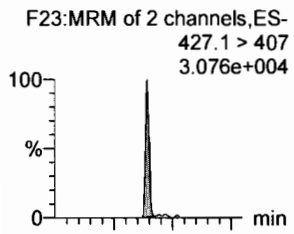

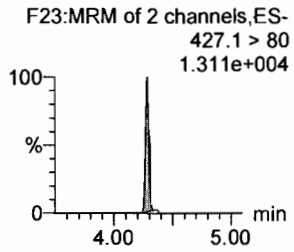

PFHpA

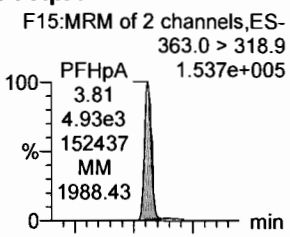

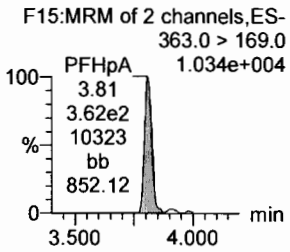

L-PFHxS

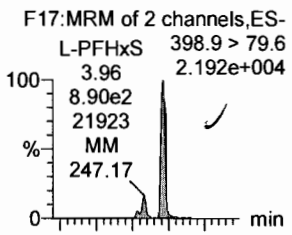

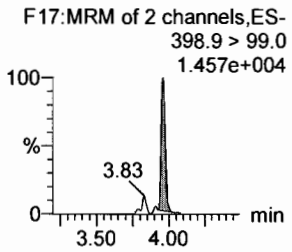

L-PFOA

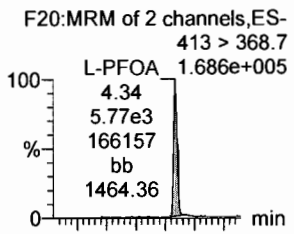



PFHpS

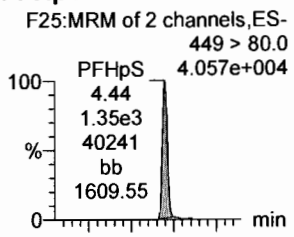

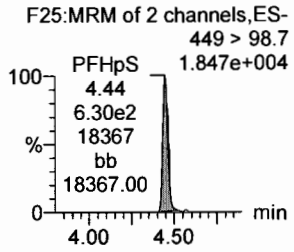

PFNA

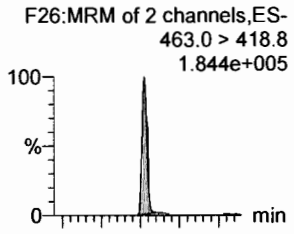

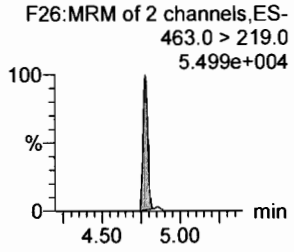

18O2-PFHxS

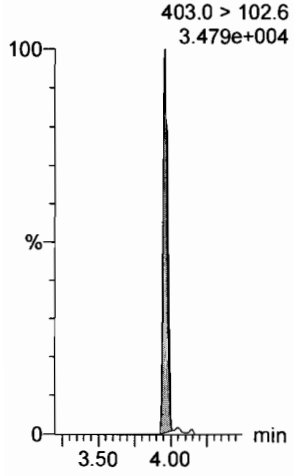

13C4-PFHpA

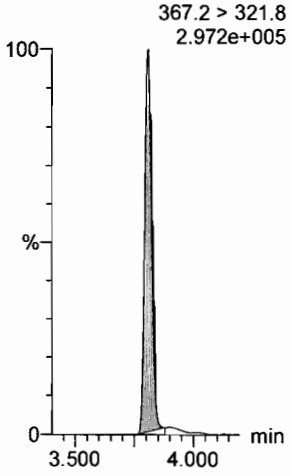

13C2-PFOA

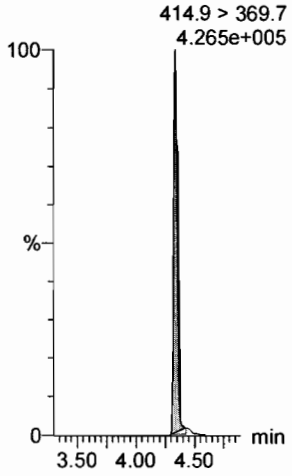

13C2-PFOA

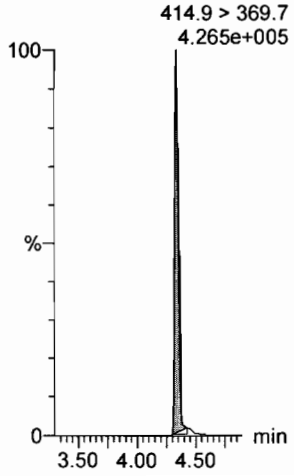

13C2-PFOA



13C5-PFNA

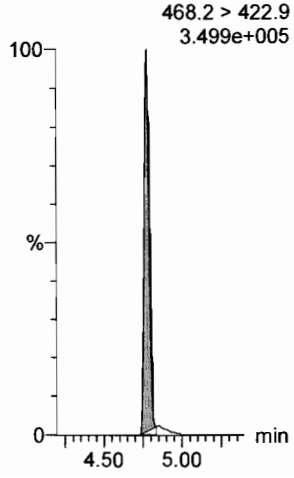

Dataset: F:\Projects\PFAS.PRO\Results\180301M1\180301M1-CRV.qld

Last Altered: Saturday, March 03, 2018 04:46:56 Pacific Standard Time
Printed: Saturday, March 03, 2018 04:47:38 Pacific Standard Time

Name: 180301M1_6, Date: 02-Mar-2018, Time: 01:37:43, ID: ST180301M1-5 PFC CS2 18B2316, Description: PFC CS2 18B2316

PFOSA

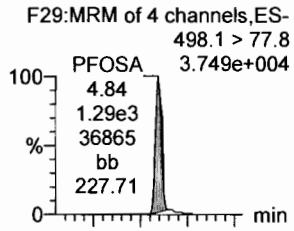

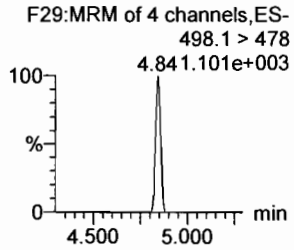

L-PFOS

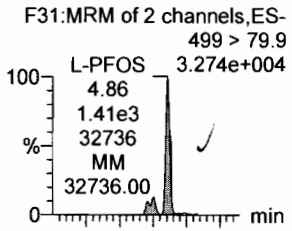

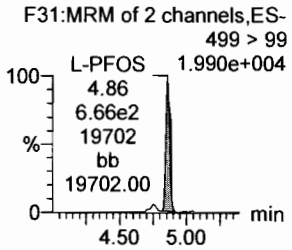

PFDA

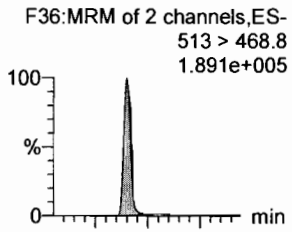

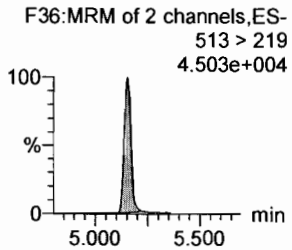

8:2 FTS

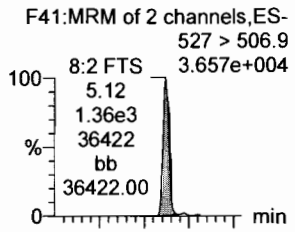

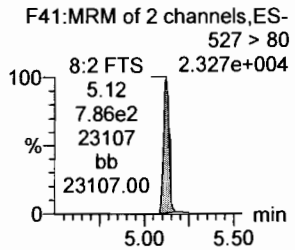

PFNS

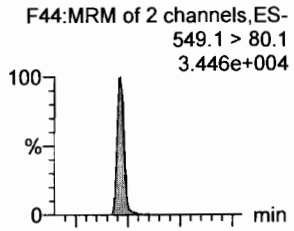

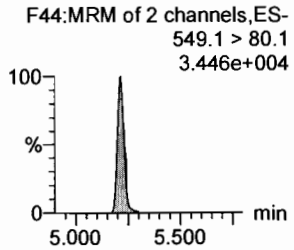

N-MeFOSAA

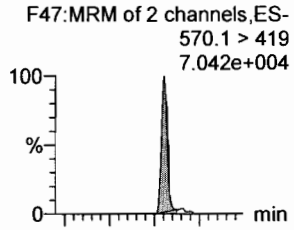

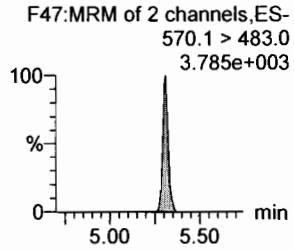

13C8-PFOSA

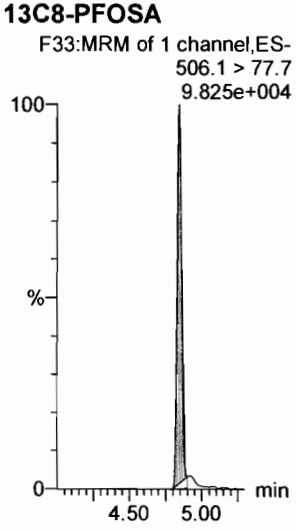

13C8-PFOS



13C2-PFDA

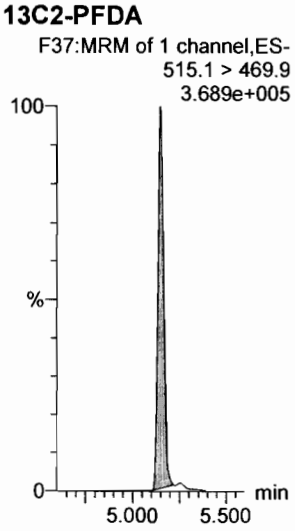

13C2-PFOA

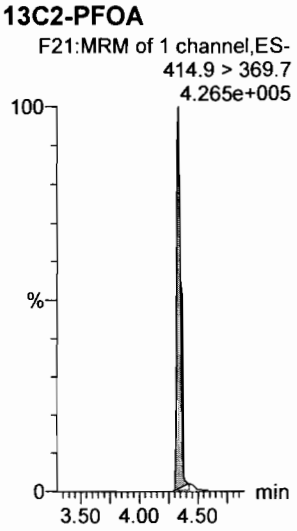

13C2-PFOA

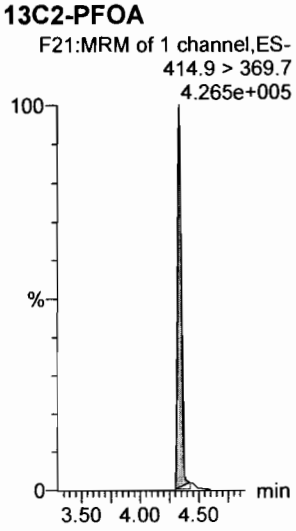

d3-N-MeFOSAA

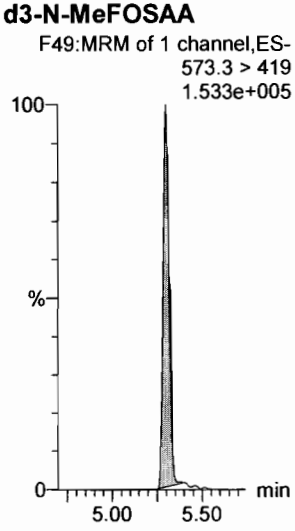

Dataset: F:\Projects\PFAS.PRO\Results\180301M1\180301M1-CRV.qld

Last Altered: Saturday, March 03, 2018 04:46:56 Pacific Standard Time
Printed: Saturday, March 03, 2018 04:47:38 Pacific Standard Time

Name: 180301M1_6, Date: 02-Mar-2018, Time: 01:37:43, ID: ST180301M1-5 PFC CS2 18B2316, Description: PFC CS2 18B2316

N-EtFOSAA

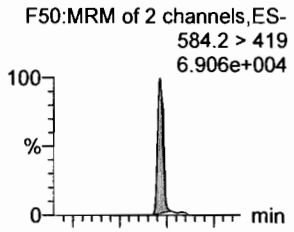

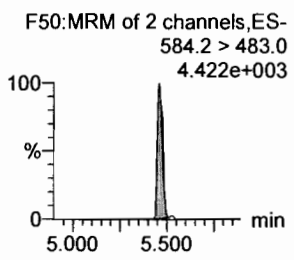

PFDoA

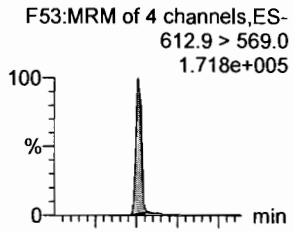

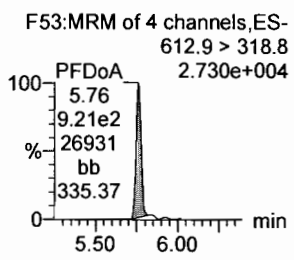

PFDS

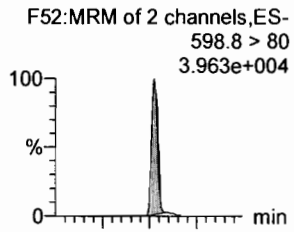

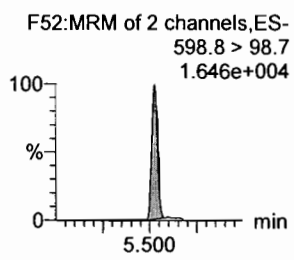

PFUdA

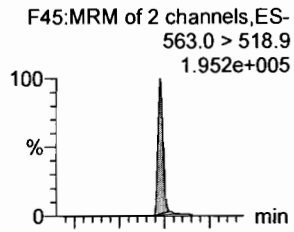

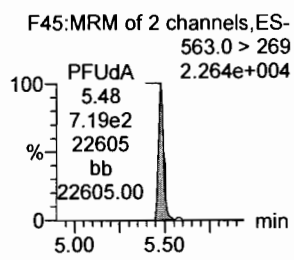

N-MeFOSA

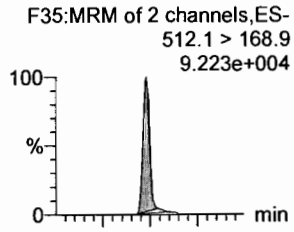

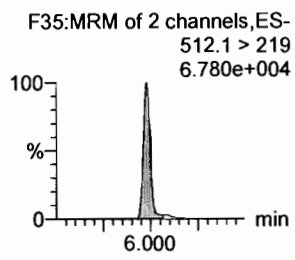

PFTrDA

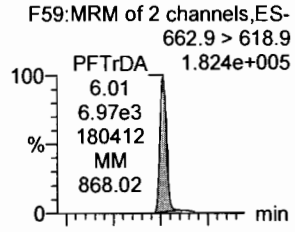

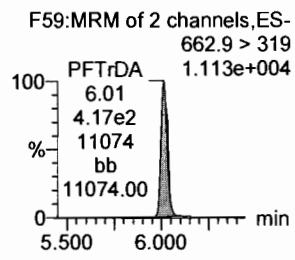

d5-N-EtFOSAA

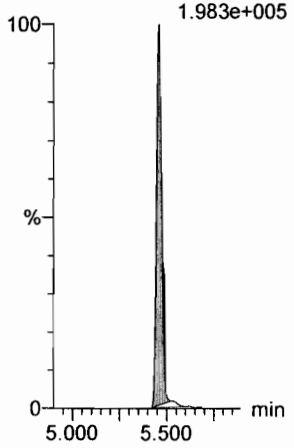

13C2-PFDoA

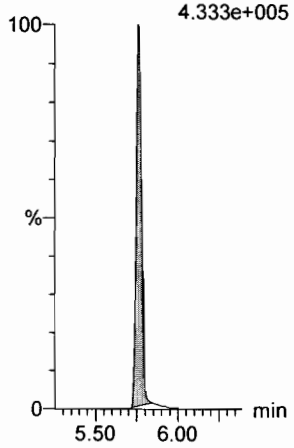

13C2-PFUdA



13C2-PFUdA

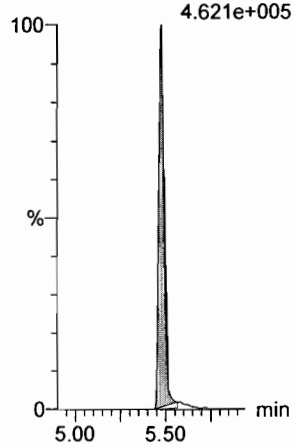

d3-N-MeFOSA

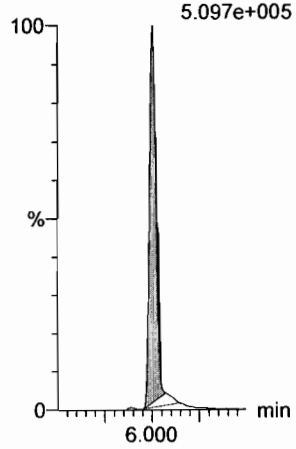

13C2-PFDoA

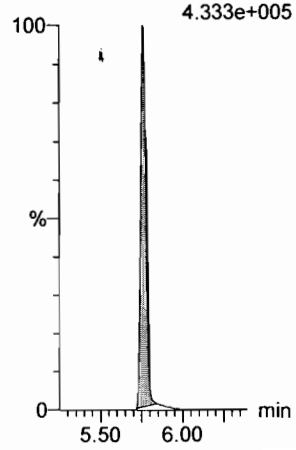

Dataset: F:\Projects\PFAS.PRO\Results\180301M1\180301M1-CRV.qld

Last Altered: Saturday, March 03, 2018 04:46:56 Pacific Standard Time
Printed: Saturday, March 03, 2018 04:47:38 Pacific Standard Time

Name: 180301M1_6, Date: 02-Mar-2018, Time: 01:37:43, ID: ST180301M1-5 PFC CS2 18B2316, Description: PFC CS2 18B2316

PFTeDA

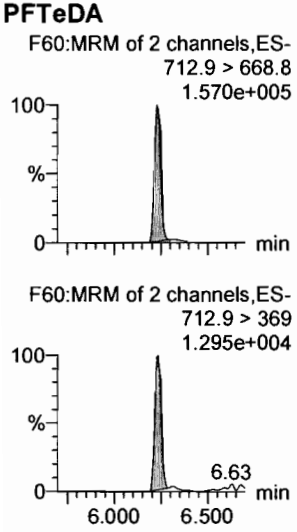

N-EtFOSA

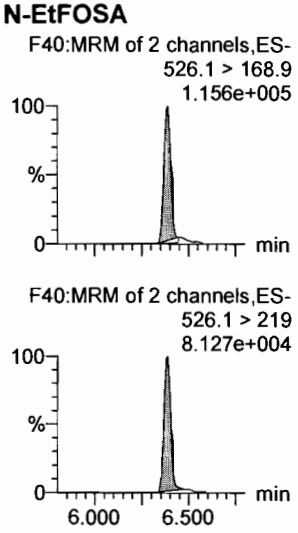

PFHxDA

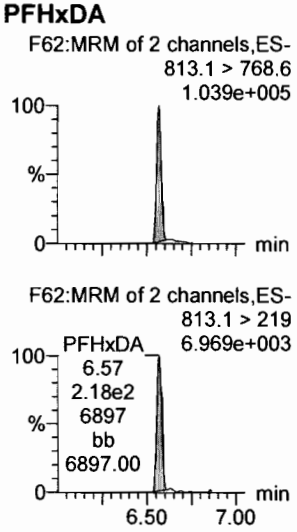

PFODA



N-MeFOSE

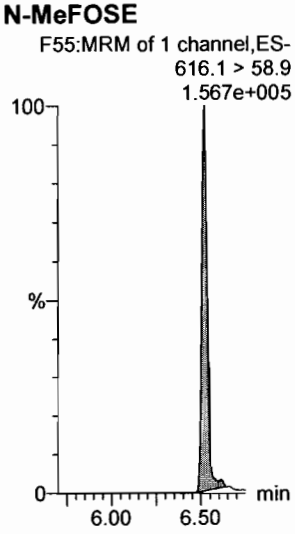

N-EtFOSE

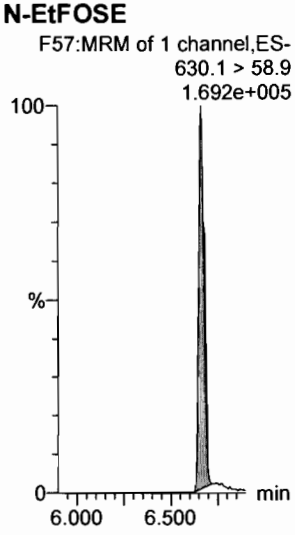

13C2-PFTeDA

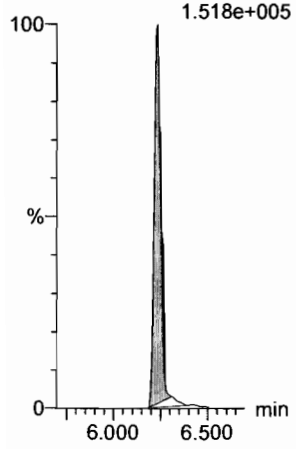

d5-N-ETFOSA

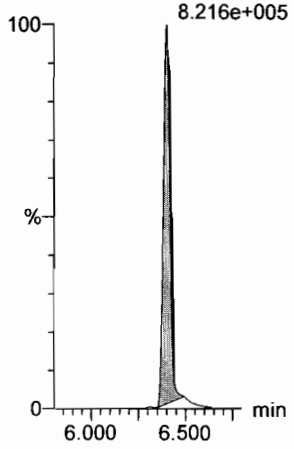

13C2-PFHxDA

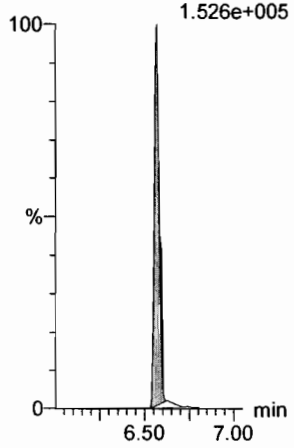

13C2-PFHxDA

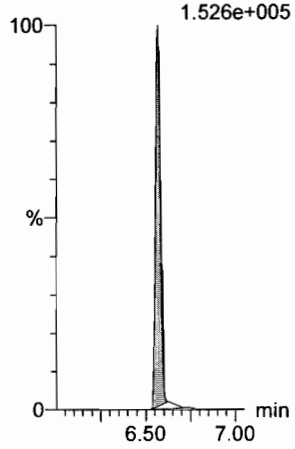

d7-N-MeFOSE

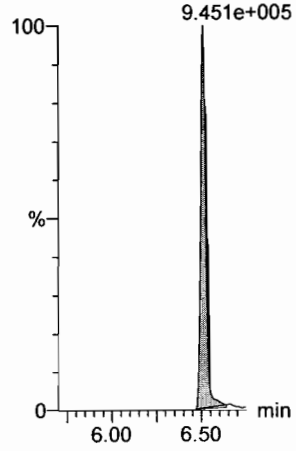

d9-N-EtFOSE

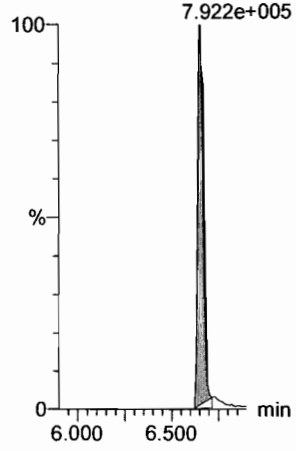

Dataset: F:\Projects\PFAS.PRO\Results\180301M1\180301M1-CRV.qld

Last Altered: Saturday, March 03, 2018 04:46:56 Pacific Standard Time
Printed: Saturday, March 03, 2018 04:47:38 Pacific Standard Time

Name: 180301M1_6, Date: 02-Mar-2018, Time: 01:37:43, ID: ST180301M1-5 PFC CS2 18B2316, Description: PFC CS2 18B2316

13C4-PFBA

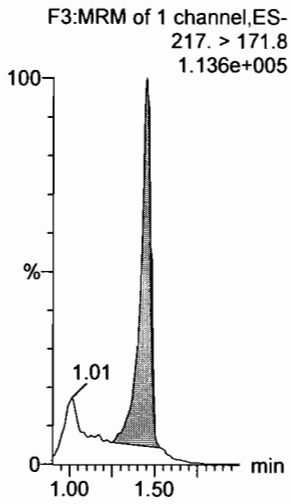

13C5-PFHxA

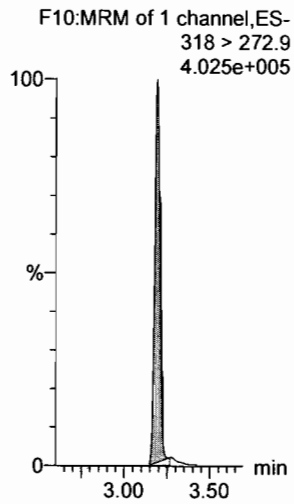

13C3-PFHxS

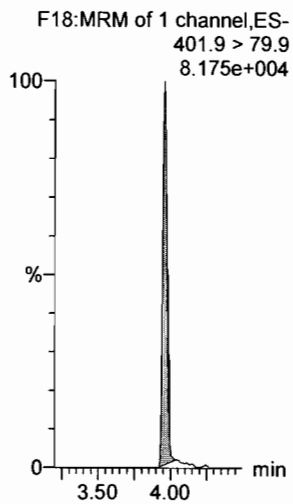

13C8-PFOA



13C9-PFNA

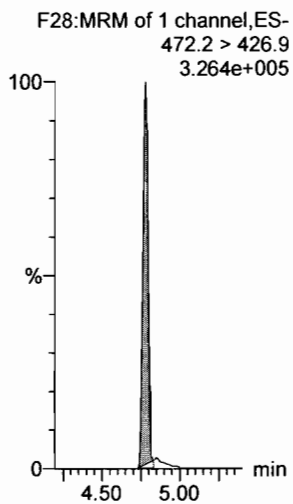

13C4-PFOS

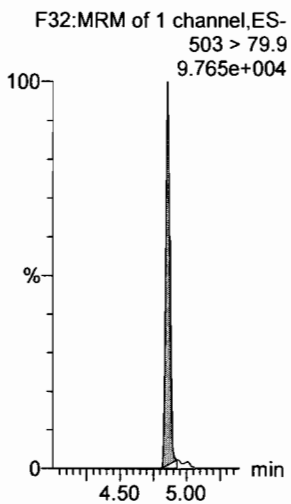

13C6-PFDA

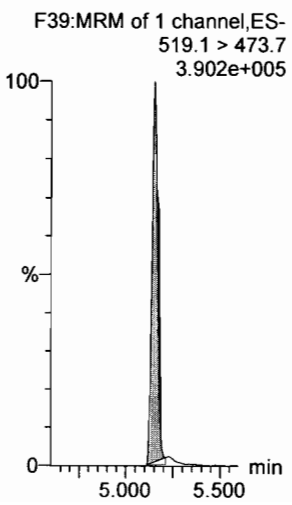

13C7-PFUdA

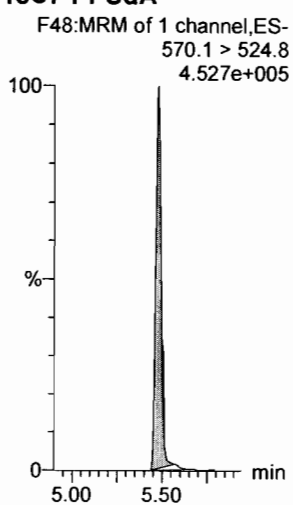

Dataset: F:\Projects\PFAS.PRO\Results\180301M1\180301M1-CRV.qld

Last Altered: Saturday, March 03, 2018 04:59:10 Pacific Standard Time
Printed: Saturday, March 03, 2018 04:59:27 Pacific Standard Time

Name: 180301M1_7, Date: 02-Mar-2018, Time: 01:49:10, ID: ST180301M1-6 PFC CS3 18B2317, Description: PFC CS3 18B2317

PFBA

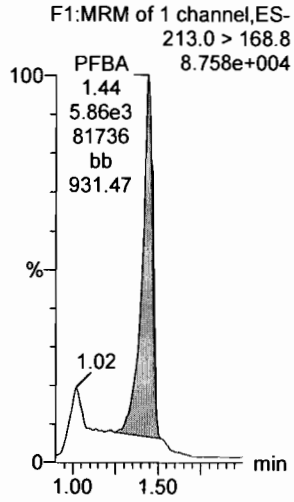

PFPeA

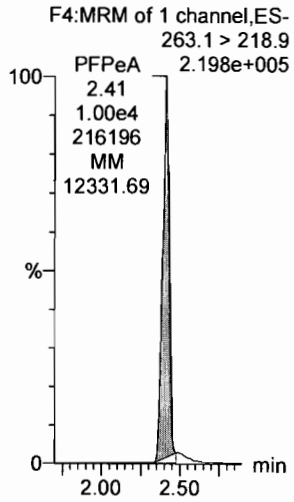

PFBS

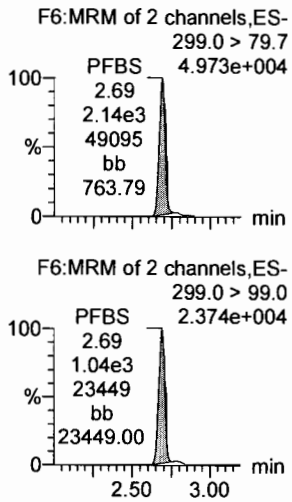

4:2 FTS

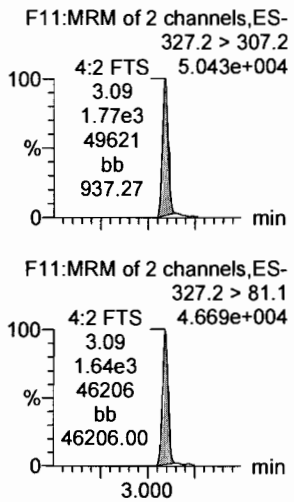

PFHxA



PFPeS

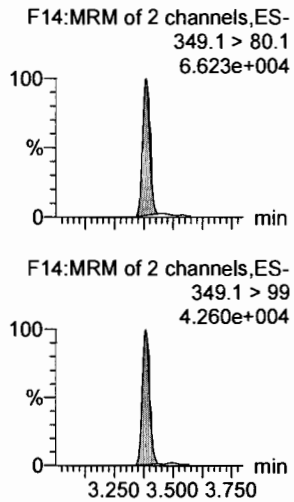

13C3-PFBA

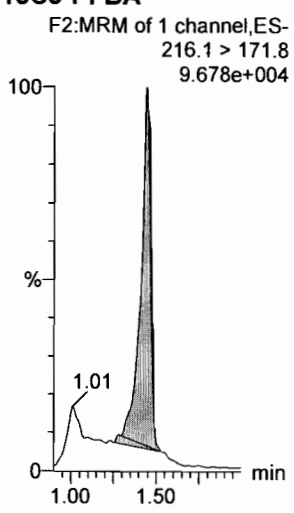

13C3-PFPeA

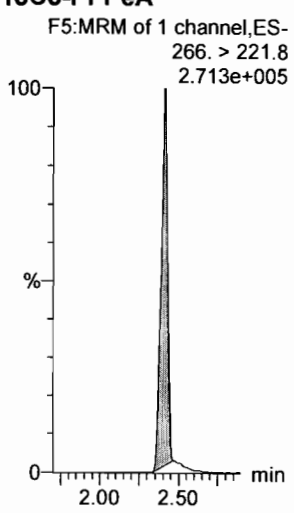

13C3-PFBS

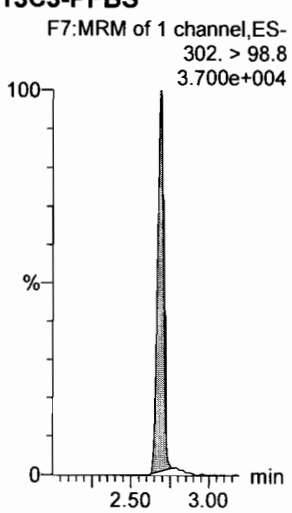

13C3-PFBS

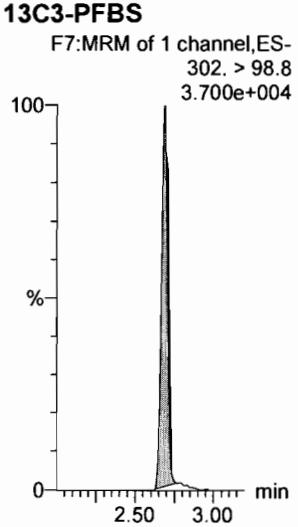

13C2-PFHxA

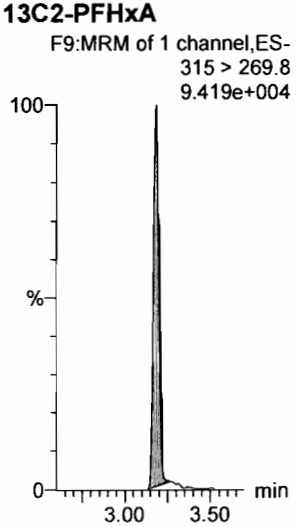

13C3-PFBS

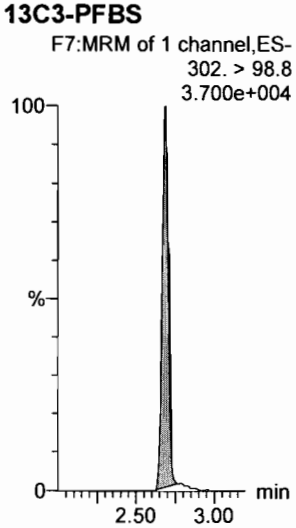

Dataset: F:\Projects\PFAS.PRO\Results\180301M1\180301M1-CRV.qld

Last Altered: Saturday, March 03, 2018 04:59:10 Pacific Standard Time
Printed: Saturday, March 03, 2018 04:59:27 Pacific Standard Time

Name: 180301M1_7, Date: 02-Mar-2018, Time: 01:49:10, ID: ST180301M1-6 PFC CS3 18B2317, Description: PFC CS3 18B2317

6:2 FTS

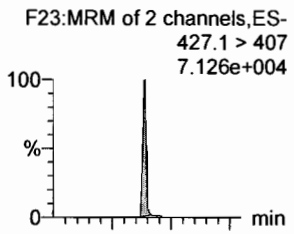

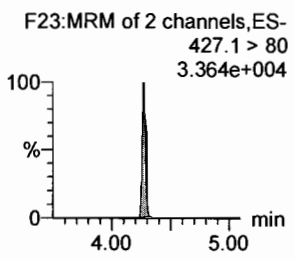

PFHpA

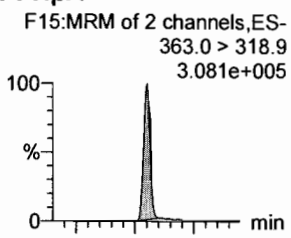

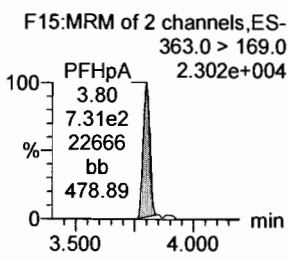

L-PFHxS

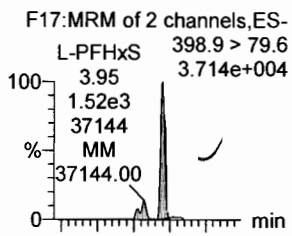

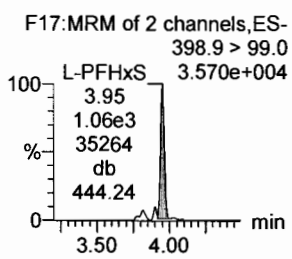

L-PFOA

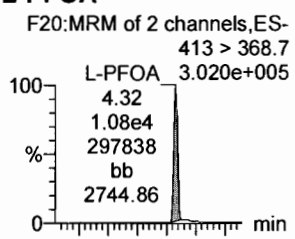

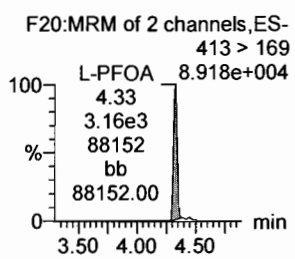

PFHpS

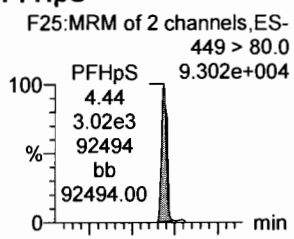

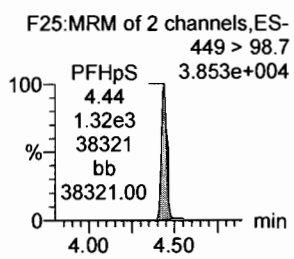

PFNA

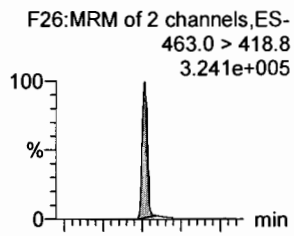

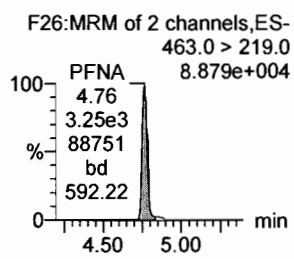

18O2-PFHxS

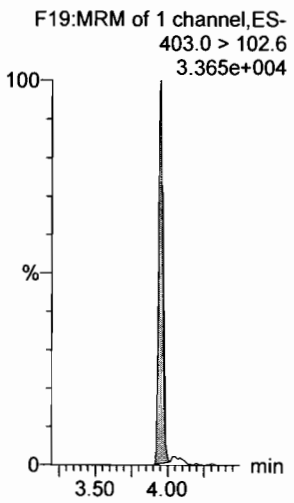

13C4-PFHpA

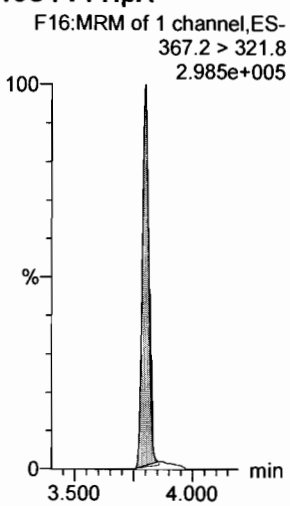

13C2-PFOA

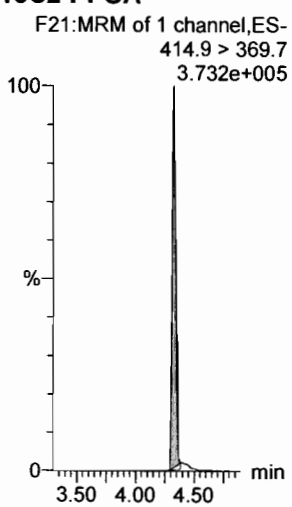

13C2-PFOA

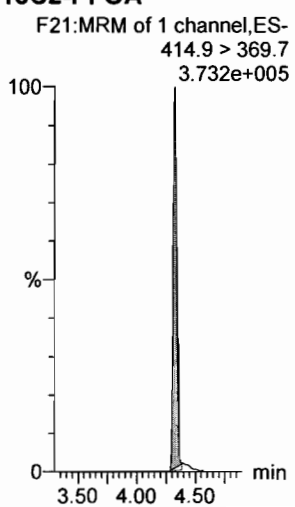

13C2-PFOA

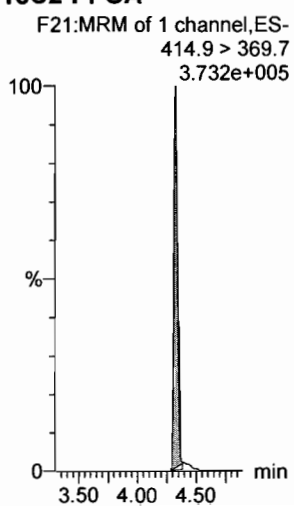

13C5-PFNA

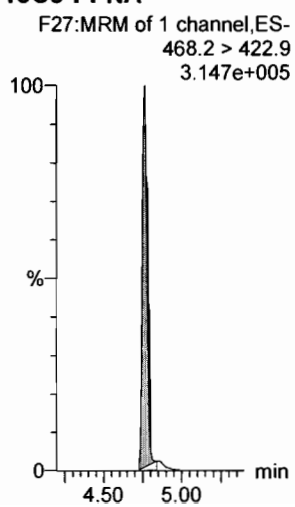

Dataset: F:\Projects\PFAS.PRO\Results\180301M1\180301M1-CRV.qld

Last Altered: Saturday, March 03, 2018 04:59:10 Pacific Standard Time
Printed: Saturday, March 03, 2018 04:59:27 Pacific Standard Time

Name: 180301M1_7, Date: 02-Mar-2018, Time: 01:49:10, ID: ST180301M1-6 PFC CS3 18B2317, Description: PFC CS3 18B2317

PFOSA

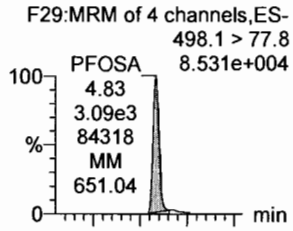

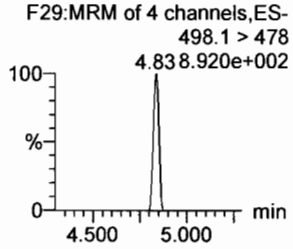

L-PFOS

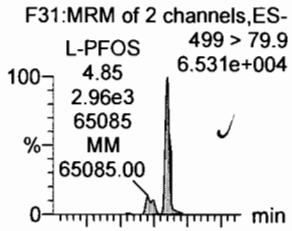

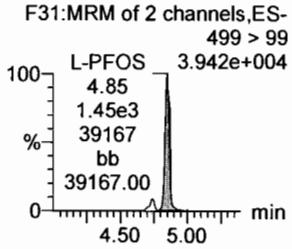

PFDA

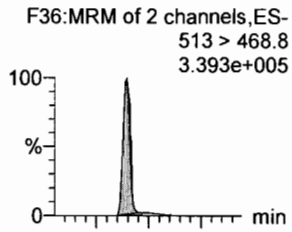

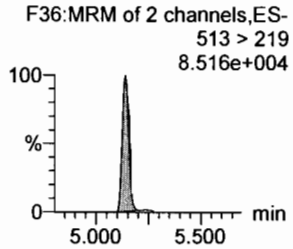

8:2 FTS

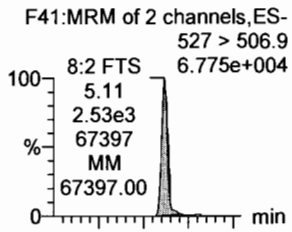

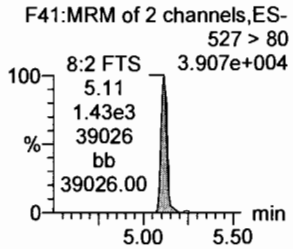

PFNS

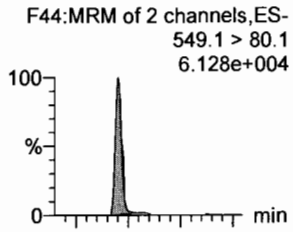

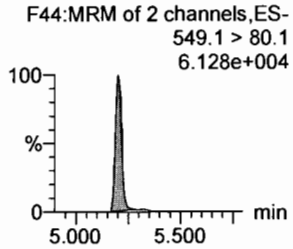

N-MeFOSAA

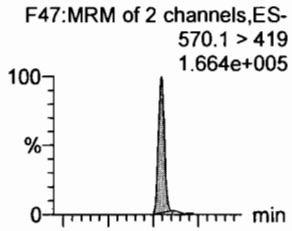

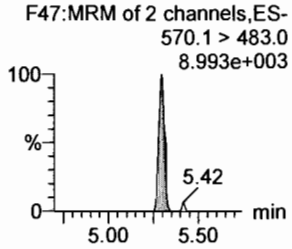

13C8-PFOSA

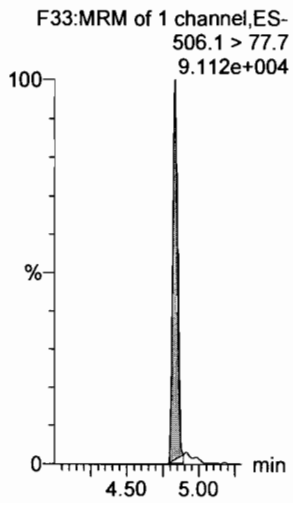

13C8-PFOS

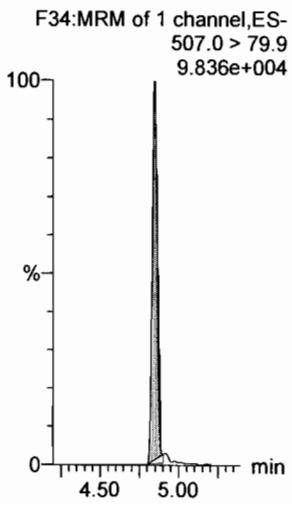

13C2-PFDA

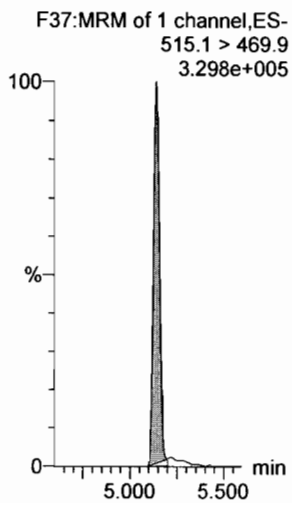

13C2-PFOA

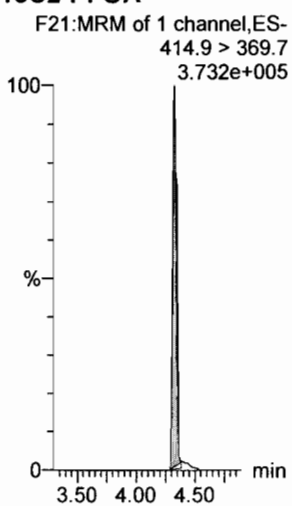

13C2-PFOA

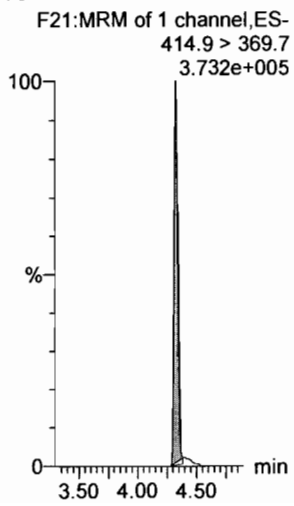

d3-N-MeFOSAA

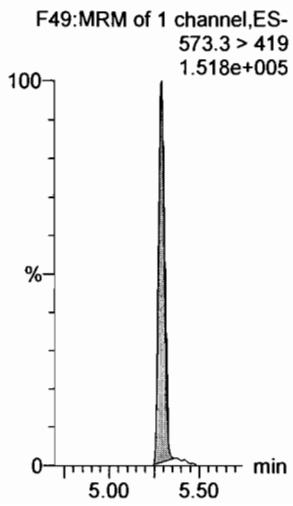

Dataset: F:\Projects\PFAS.PRO\Results\180301M1\180301M1-CRV.qld

Last Altered: Saturday, March 03, 2018 04:59:10 Pacific Standard Time
Printed: Saturday, March 03, 2018 04:59:27 Pacific Standard Time

Name: 180301M1_7, Date: 02-Mar-2018, Time: 01:49:10, ID: ST180301M1-6 PFC CS3 18B2317, Description: PFC CS3 18B2317

N-EtFOSAA

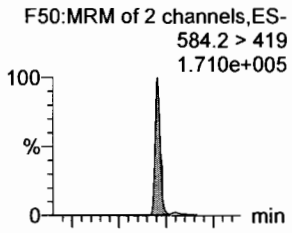

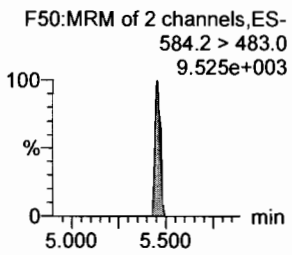

PFDoA

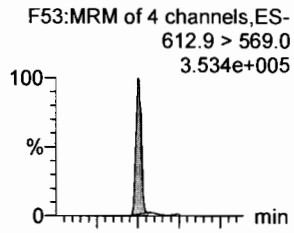

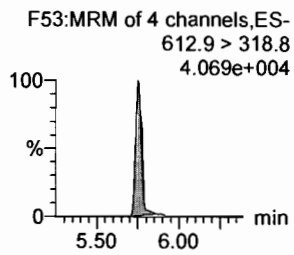

PFDS

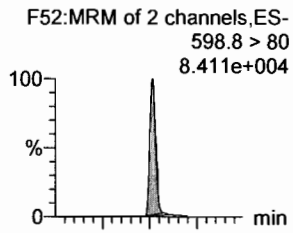

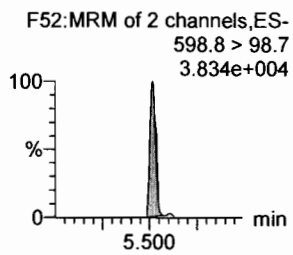

PFUdA

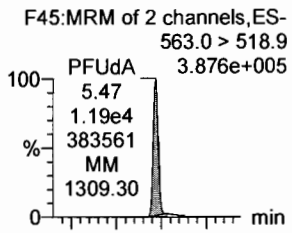

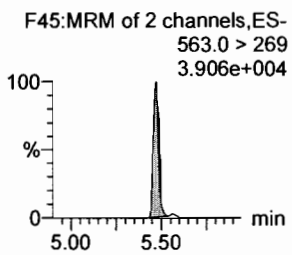

N-MeFOSA

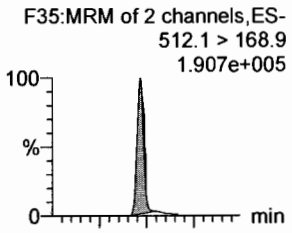

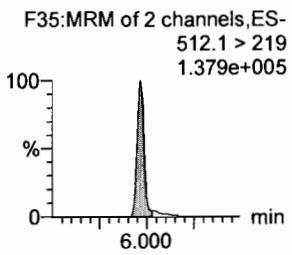

PFTrDA

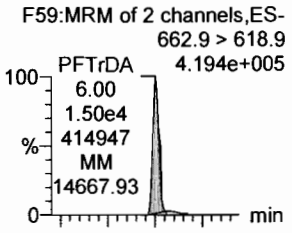

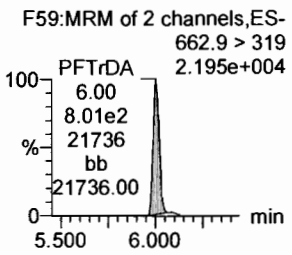

d5-N-EtFOSAA

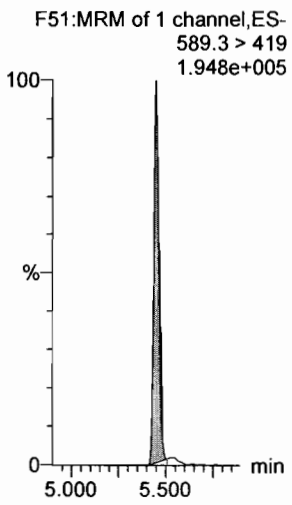

13C2-PFDoA

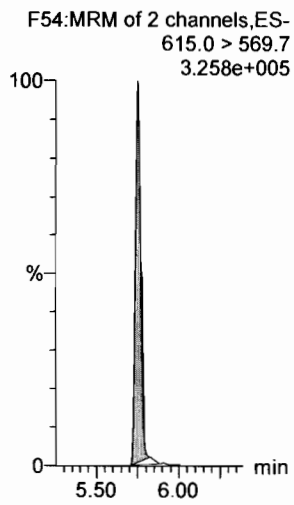

13C2-PFUdA

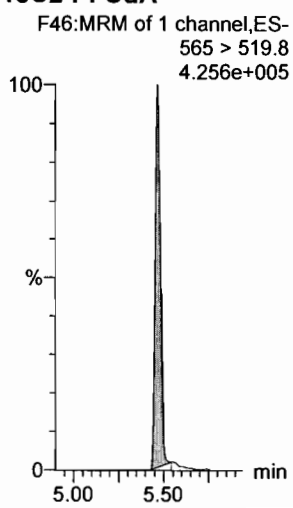

13C2-PFUdA

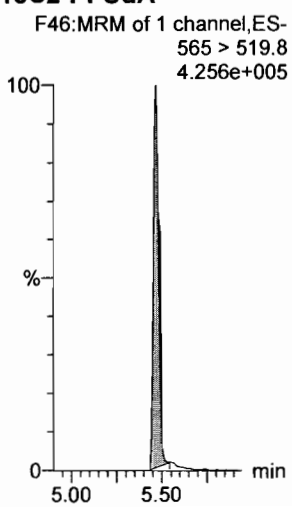

d3-N-MeFOSA

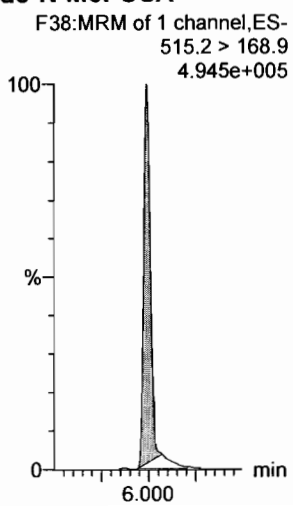

13C2-PFDoA

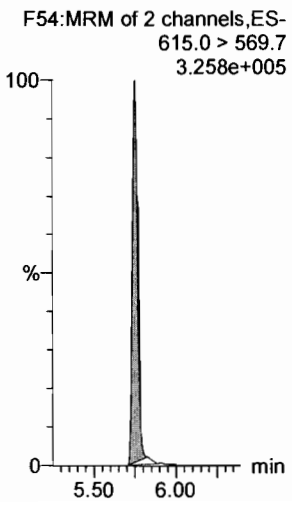

Dataset: F:\Projects\PFAS.PRO\Results\180301M1\180301M1-CRV.qld

Last Altered: Saturday, March 03, 2018 04:59:10 Pacific Standard Time
Printed: Saturday, March 03, 2018 04:59:27 Pacific Standard Time

Name: 180301M1_7, Date: 02-Mar-2018, Time: 01:49:10, ID: ST180301M1-6 PFC CS3 18B2317, Description: PFC CS3 18B2317

PFTeDA

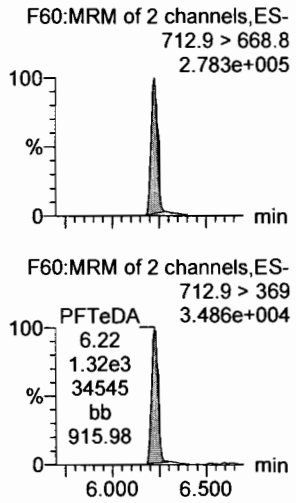

N-EtFOSA

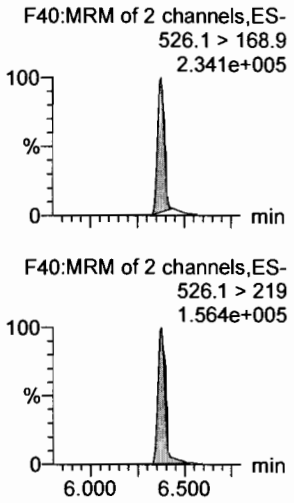

PFHxDA

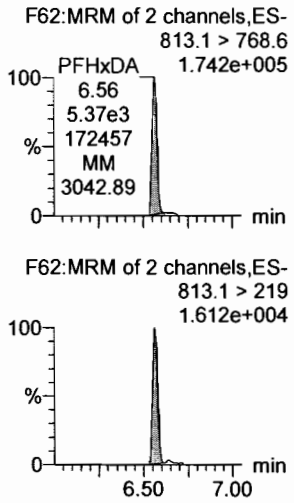

PFODA

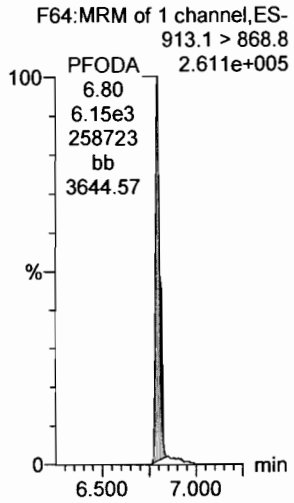

N-MeFOSE

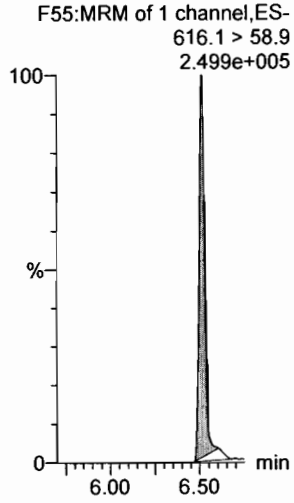

N-EtFOSE

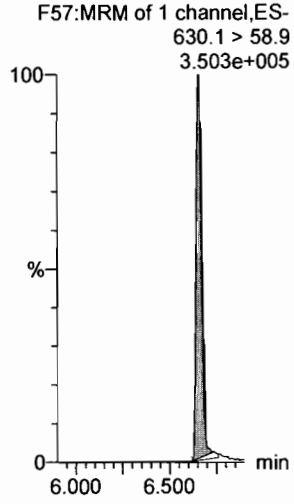

13C2-PFTeDA

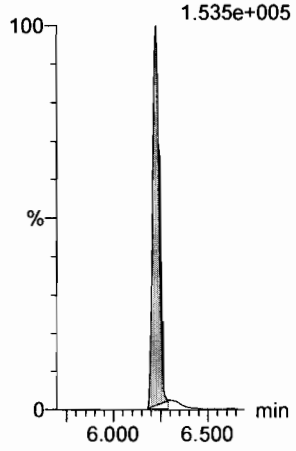

d5-N-ETFOSA

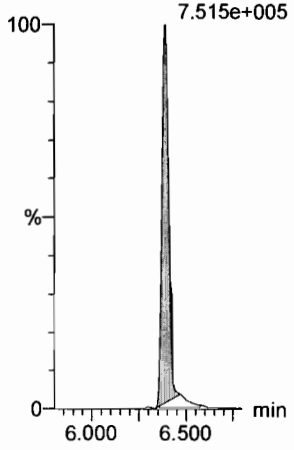

13C2-PFHxDA

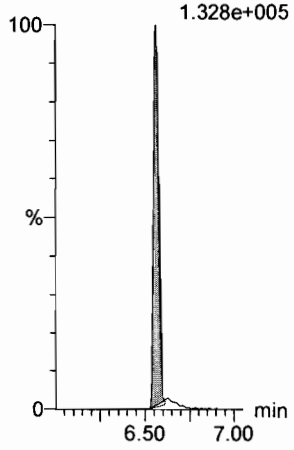

13C2-PFHxDA

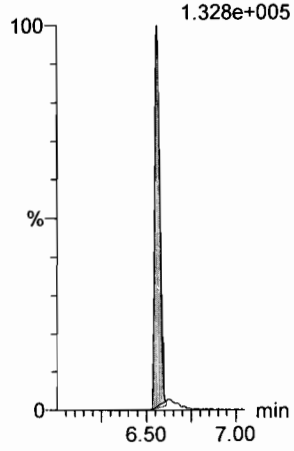

d7-N-MeFOSE

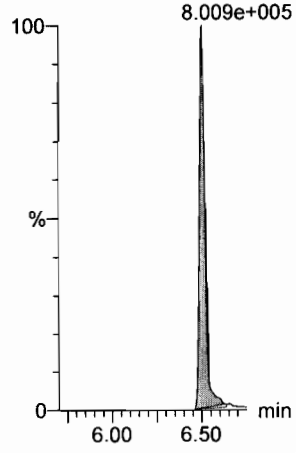

d9-N-EtFOSE

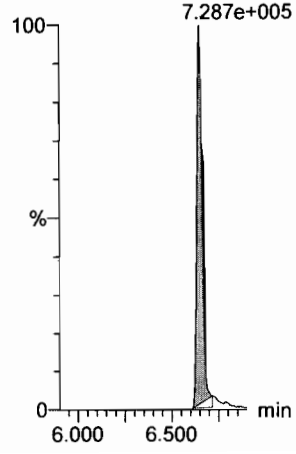

Dataset: F:\Projects\PFAS.PRO\Results\180301M1\180301M1-CRV.qld

Last Altered: Saturday, March 03, 2018 04:59:10 Pacific Standard Time
Printed: Saturday, March 03, 2018 04:59:27 Pacific Standard Time

Name: 180301M1_7, Date: 02-Mar-2018, Time: 01:49:10, ID: ST180301M1-6 PFC CS3 18B2317, Description: PFC CS3 18B2317

13C4-PFBA

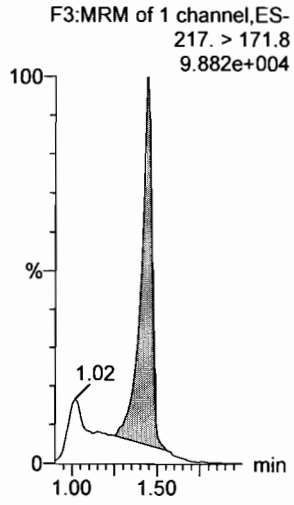

13C5-PFHxA

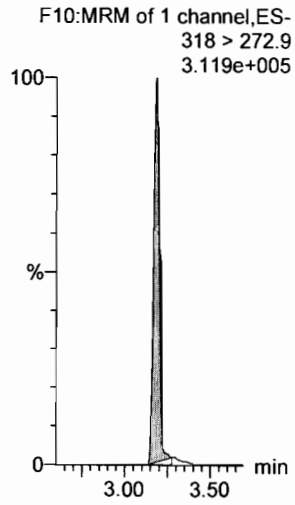

13C3-PFHxS

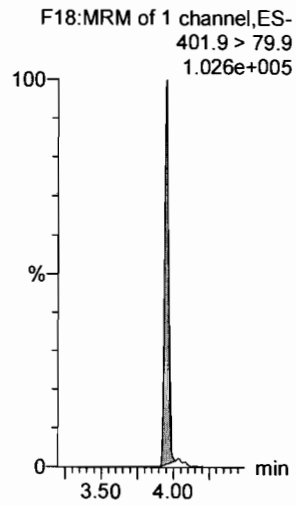

13C8-PFOA

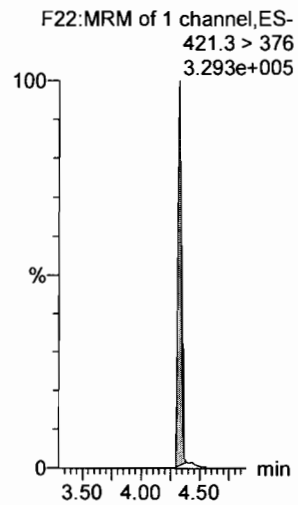

13C9-PFNA

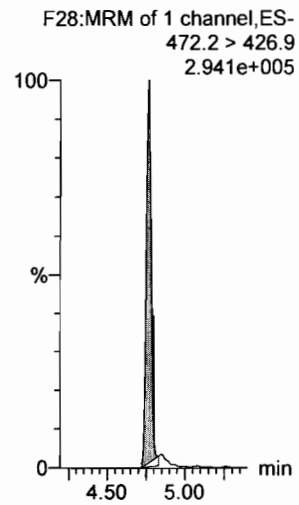

13C4-PFOS

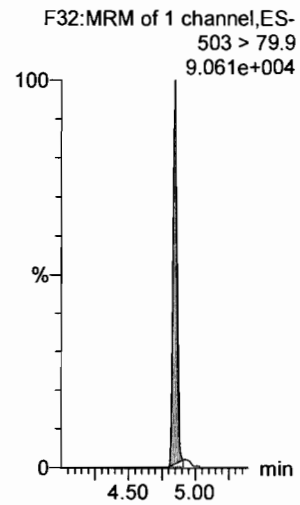

13C6-PFDA

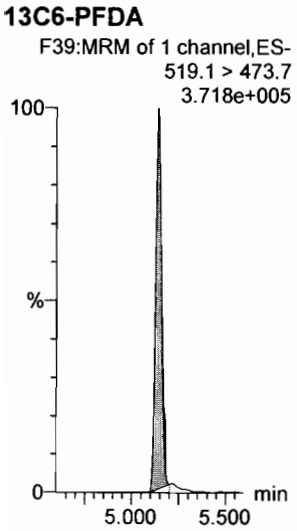

13C7-PFUdA

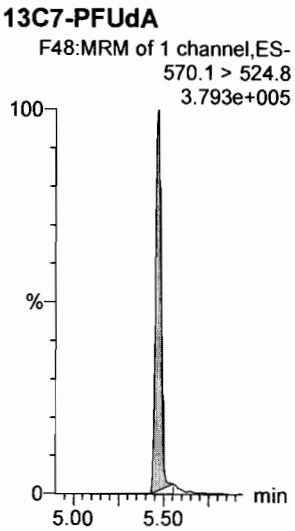

Dataset: F:\Projects\PFAS.PRO\Results\180301M1\180301M1-CRV.qld

Last Altered: Saturday, March 03, 2018 05:00:34 Pacific Standard Time
Printed: Saturday, March 03, 2018 05:01:20 Pacific Standard Time

Method: F:\Projects\PFAS.PRO\MethDB\PFAS_FULL_80C_022718.mdb 28 Feb 2018 13:19:45
Calibration: 03 Mar 2018 05:00:34

Name: 180301M1_8, Date: 02-Mar-2018, Time: 02:00:37, ID: ST180301M1-7 PFC CS4 18B2318, Description: PFC CS4 18B2318

PFBA

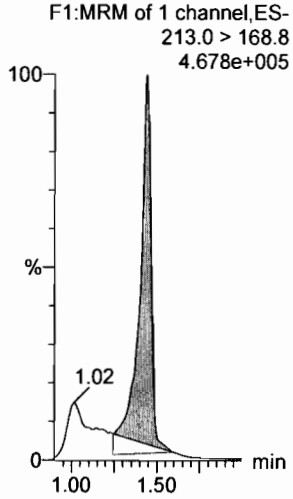

PFPeA

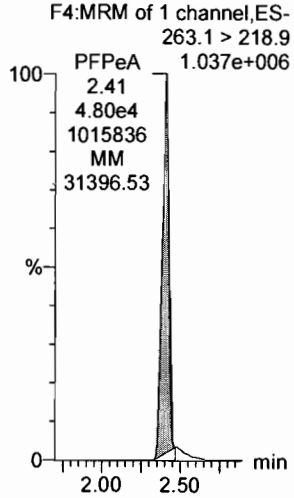

PFBS

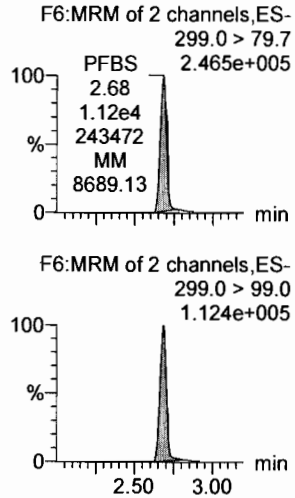

4:2 FTS

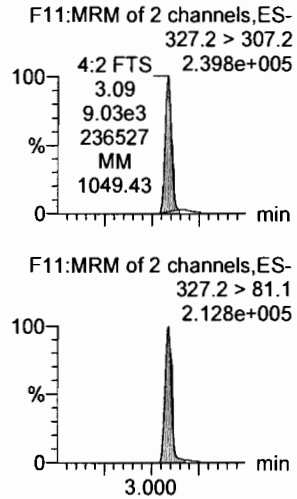

PFHxA

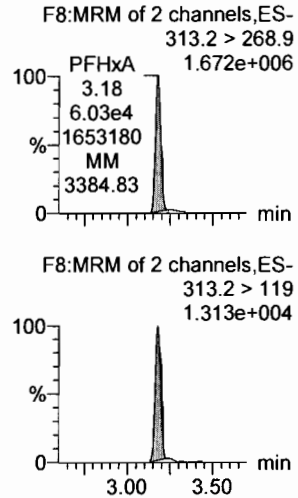

PFPeS

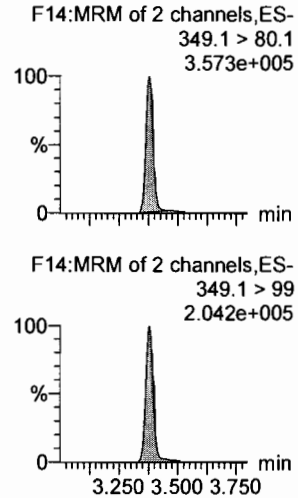

13C3-PFBA

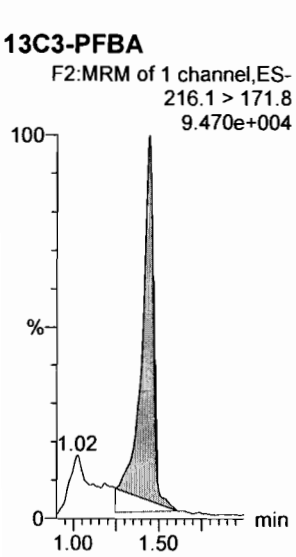

13C3-PFPeA

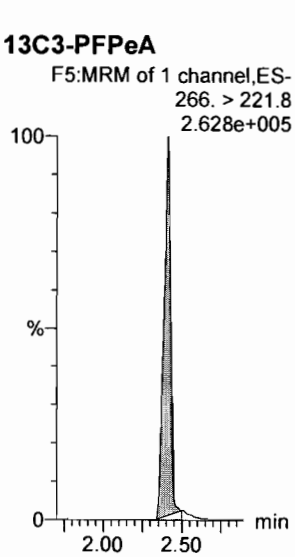

13C3-PFBS

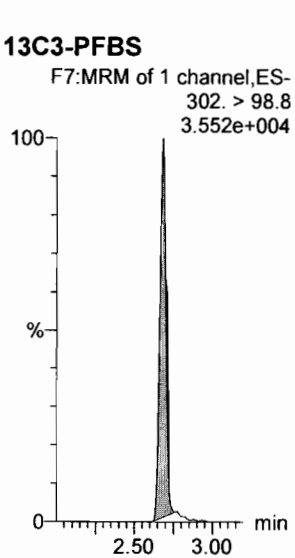

13C3-PFBS

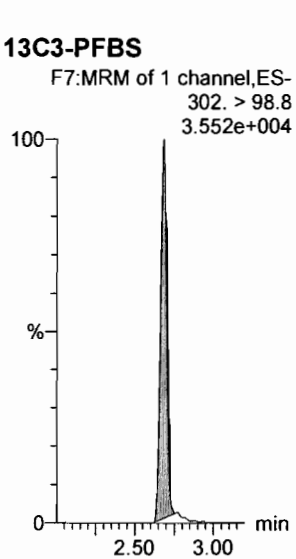

13C2-PFHxA

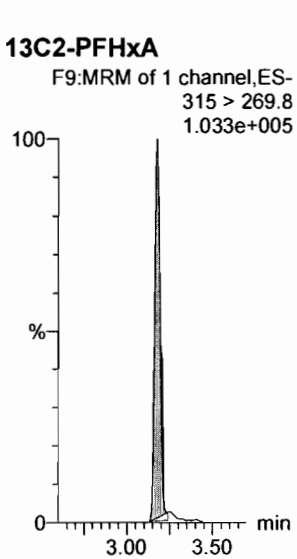

13C3-PFBS

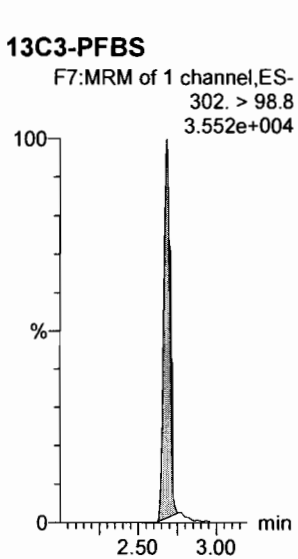

Dataset: F:\Projects\PFAS.PRO\Results\180301M1\180301M1-CRV.qld

Last Altered: Saturday, March 03, 2018 05:00:34 Pacific Standard Time
Printed: Saturday, March 03, 2018 05:01:20 Pacific Standard Time

Name: 180301M1_8, Date: 02-Mar-2018, Time: 02:00:37, ID: ST180301M1-7 PFC CS4 18B2318, Description: PFC CS4 18B2318

6:2 FTS

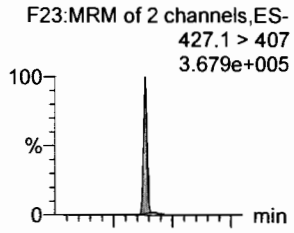

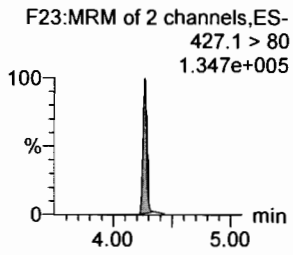

PFHpA

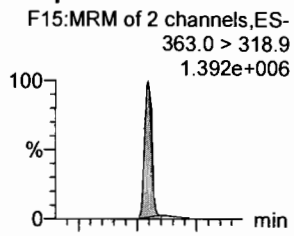

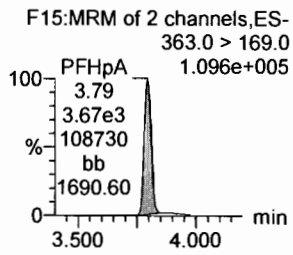

L-PFHxS

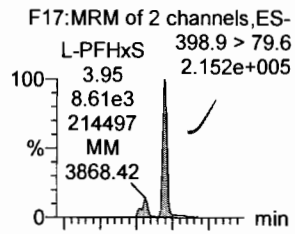

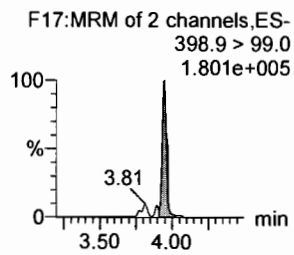

L-PFOA

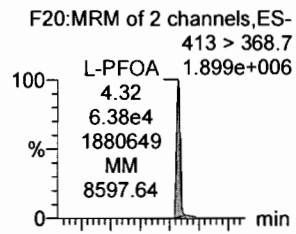

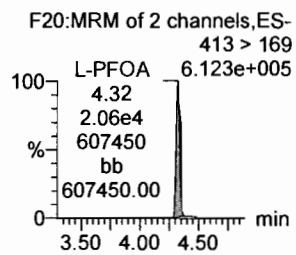

PFHpS

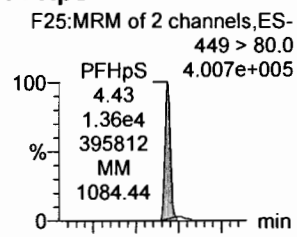

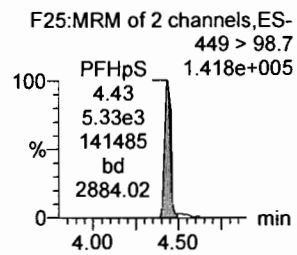

PFNA

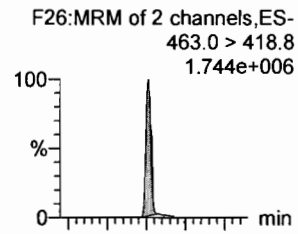

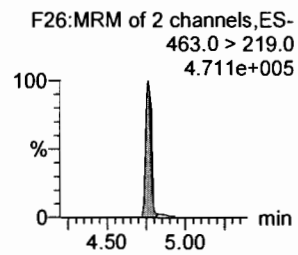

18O2-PFHxS



13C4-PFHpA

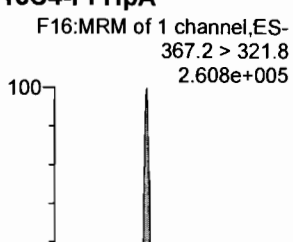

13C2-PFOA



13C2-PFOA



13C2-PFOA



13C5-PFNA



Dataset: F:\Projects\PFAS.PRO\Results\180301M1\180301M1-CRV.qld

Last Altered: Saturday, March 03, 2018 05:00:34 Pacific Standard Time
Printed: Saturday, March 03, 2018 05:01:20 Pacific Standard Time

Name: 180301M1_8, Date: 02-Mar-2018, Time: 02:00:37, ID: ST180301M1-7 PFC CS4 18B2318, Description: PFC CS4 18B2318

PFOSA

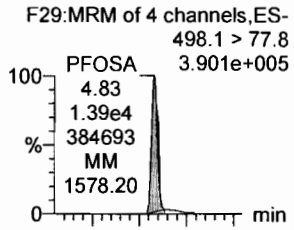

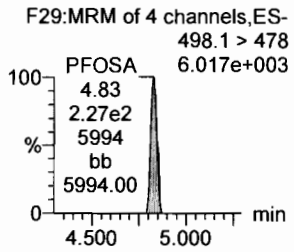

L-PFOS

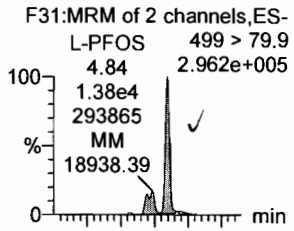

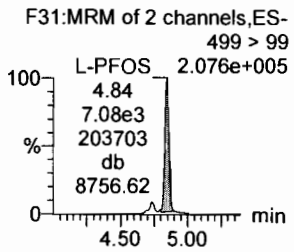

PFDA

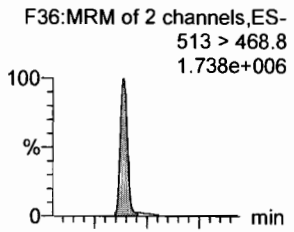

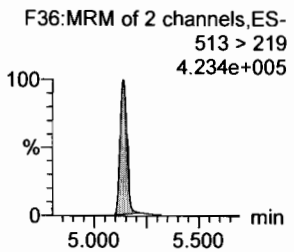

8:2 FTS

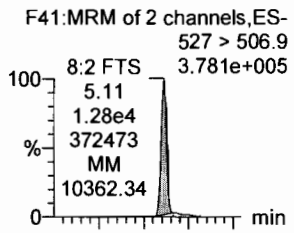

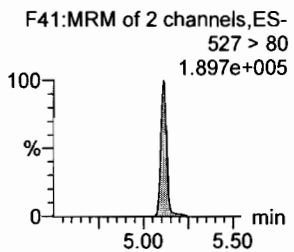

PFNS

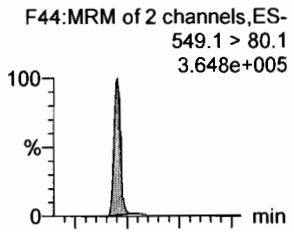

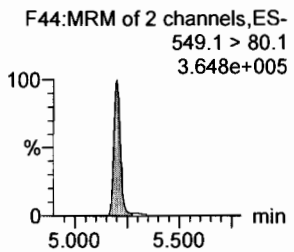

N-MeFOSAA

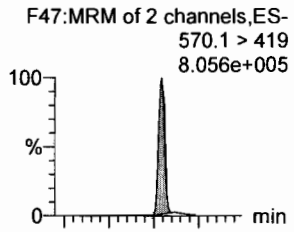

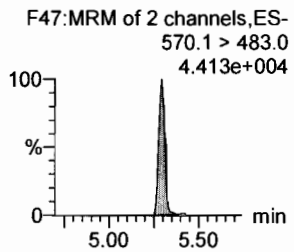

13C8-PFOSA

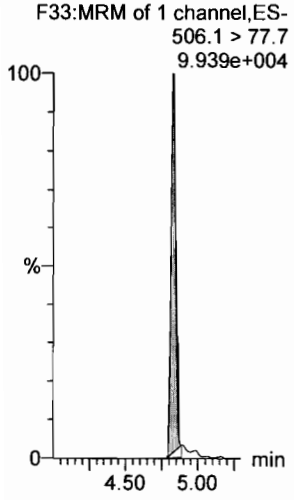

13C8-PFOS

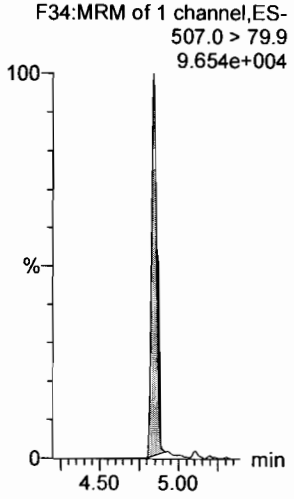

13C2-PFDA

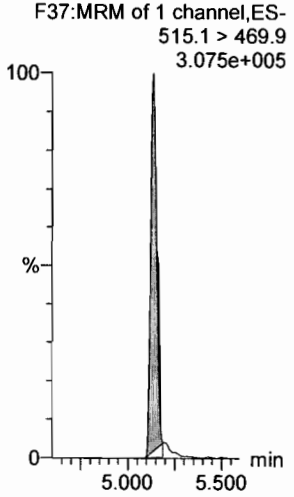

13C2-PFOA

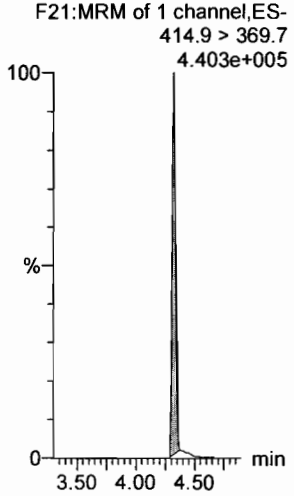

13C2-PFOA

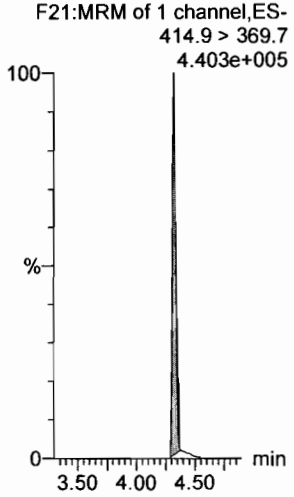

d3-N-MeFOSAA

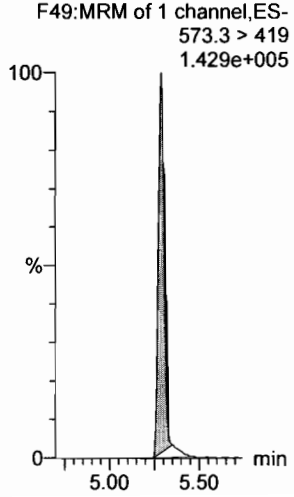

Dataset: F:\Projects\PFAS.PRO\Results\180301M1\180301M1-CRV.qld

Last Altered: Saturday, March 03, 2018 05:00:34 Pacific Standard Time
Printed: Saturday, March 03, 2018 05:01:20 Pacific Standard Time

Name: 180301M1_8, Date: 02-Mar-2018, Time: 02:00:37, ID: ST180301M1-7 PFC CS4 18B2318, Description: PFC CS4 18B2318

N-EtFOSAA

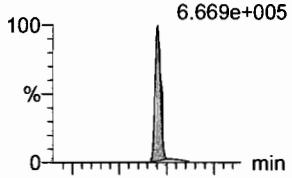

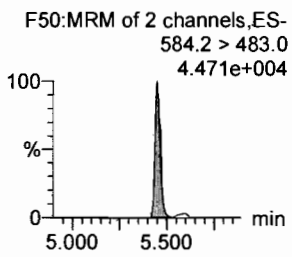

PFDoA

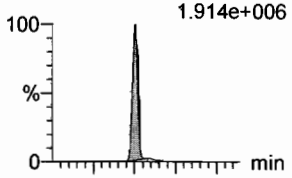

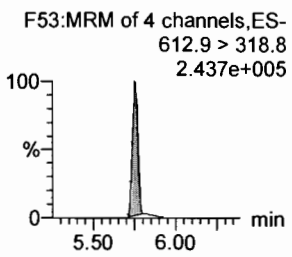

PFDS

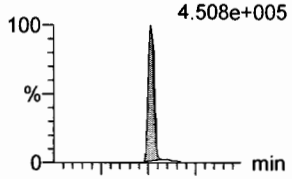

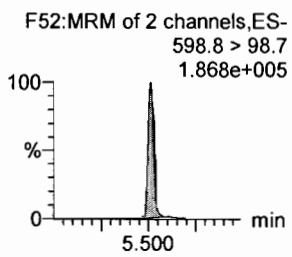

PFUdA

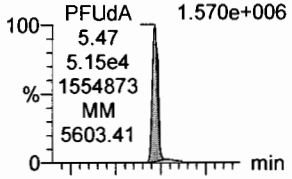

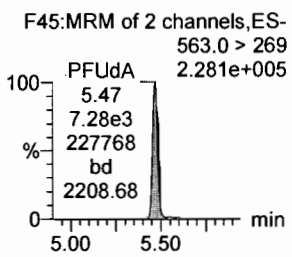

N-MeFOSA

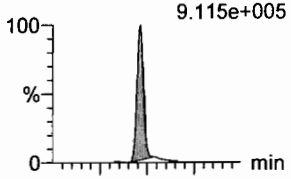

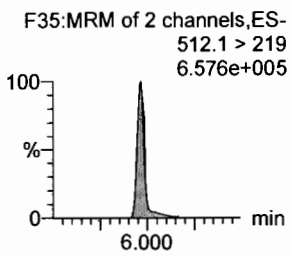

PFTrDA

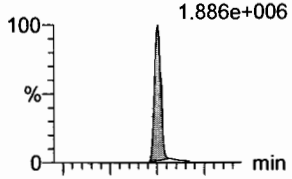

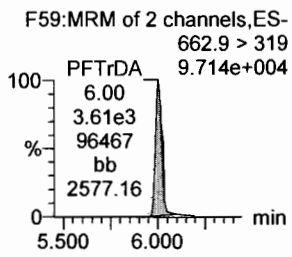

d5-N-EtFOSAA

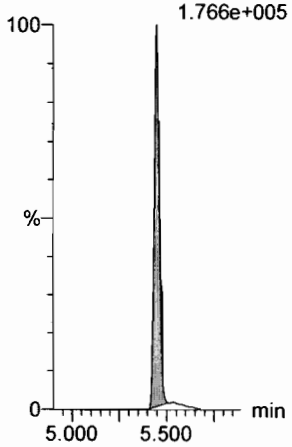

13C2-PFDoA

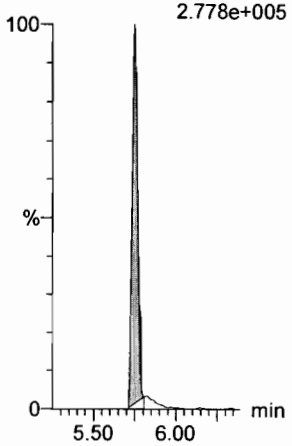

13C2-PFUdA

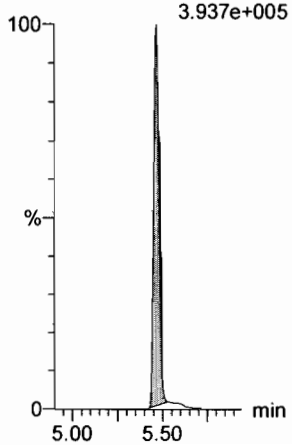

13C2-PFUdA

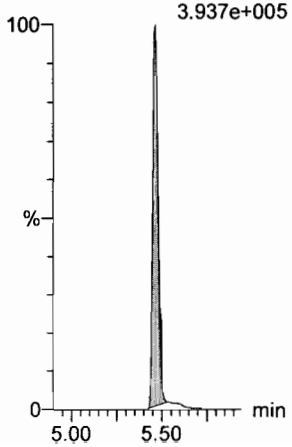

d3-N-MeFOSA

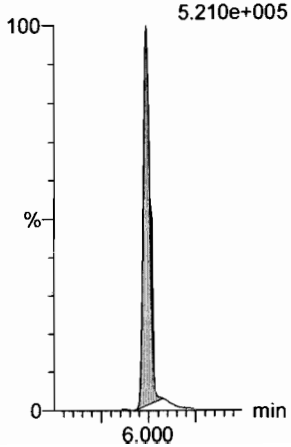

13C2-PFDoA

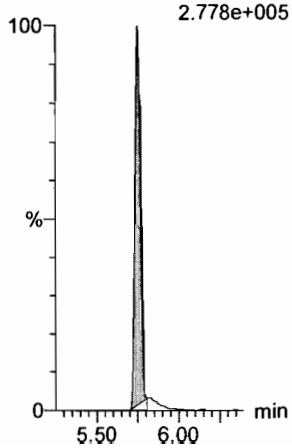

Dataset: F:\Projects\PFAS.PRO\Results\180301M1\180301M1-CRV.qld

Last Altered: Saturday, March 03, 2018 05:00:34 Pacific Standard Time
Printed: Saturday, March 03, 2018 05:01:20 Pacific Standard Time

Name: 180301M1_8, Date: 02-Mar-2018, Time: 02:00:37, ID: ST180301M1-7 PFC CS4 18B2318, Description: PFC CS4 18B2318

PFTeDA

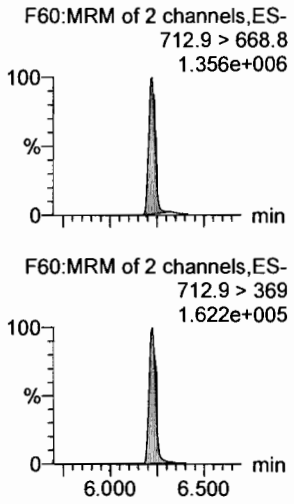

N-EtFOSA

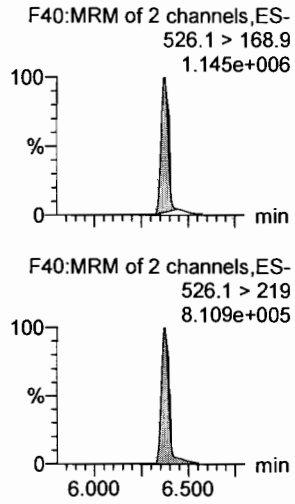

PFHxDA

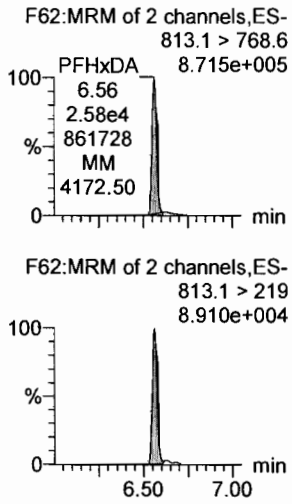

PFODA

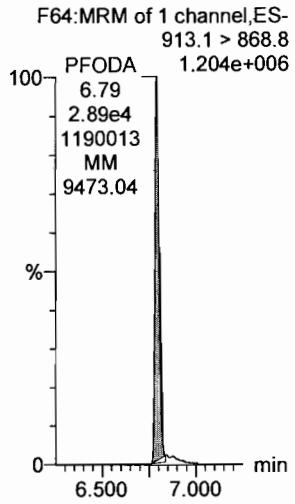

N-MeFOSE

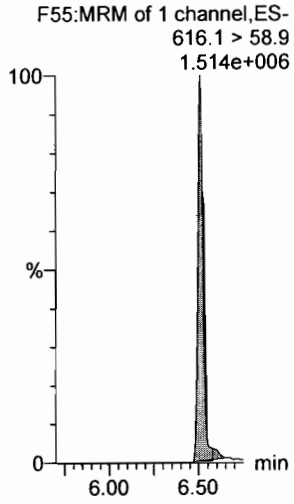

N-EtFOSE

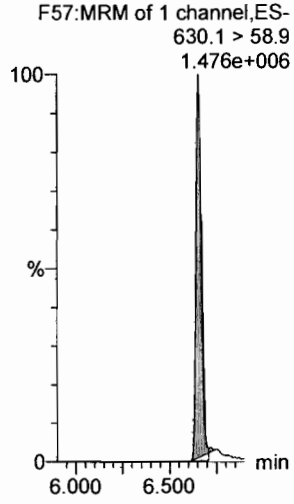

13C2-PFTeDA

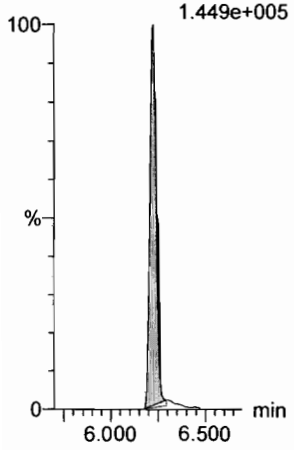

d5-N-ETFOSA

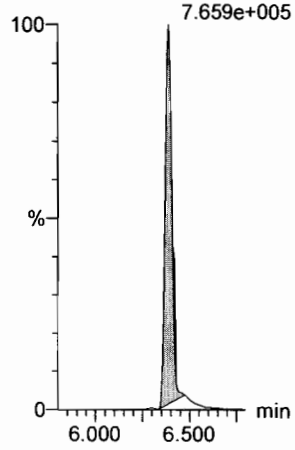

13C2-PFHxDA



13C2-PFHxDA

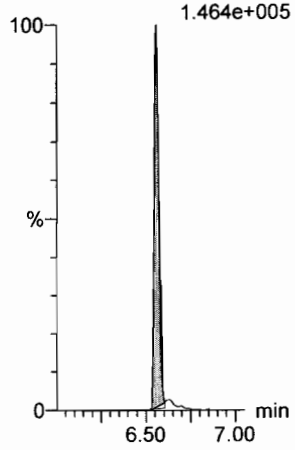

d7-N-MeFOSE

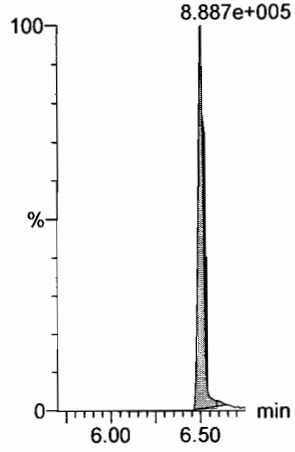

d9-N-EtFOSE

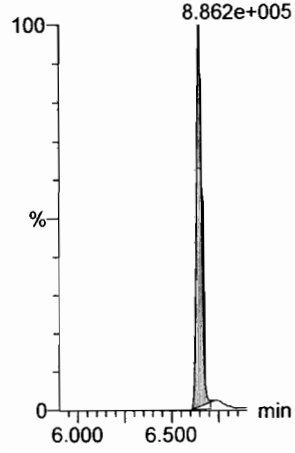

Dataset: F:\Projects\PFAS.PRO\Results\180301M1\180301M1-CRV.qld

Last Altered: Saturday, March 03, 2018 05:00:34 Pacific Standard Time
Printed: Saturday, March 03, 2018 05:01:20 Pacific Standard Time

Name: 180301M1_8, Date: 02-Mar-2018, Time: 02:00:37, ID: ST180301M1-7 PFC CS4 18B2318, Description: PFC CS4 18B2318

13C4-PFBA

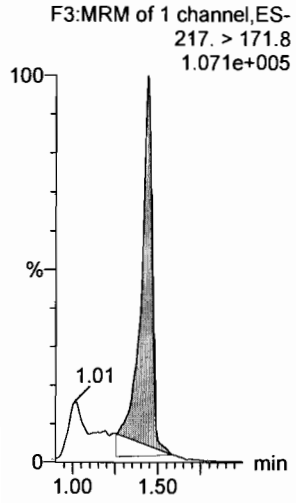

13C5-PFHxA

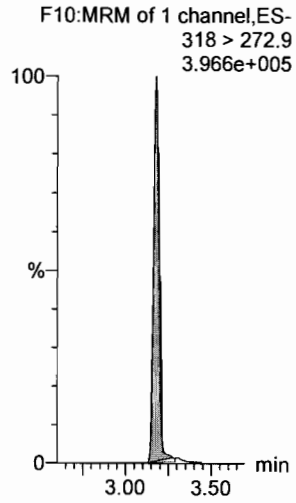

13C3-PFHxS

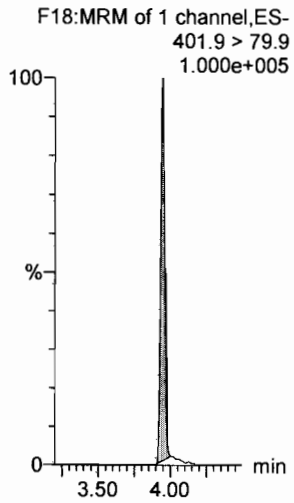

13C8-PFOA

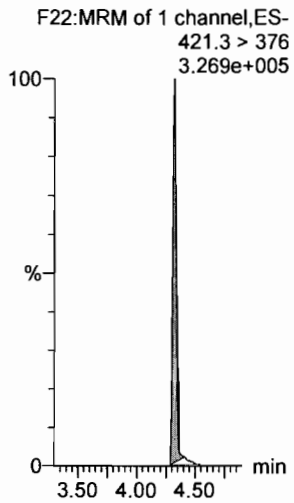

13C9-PFNA

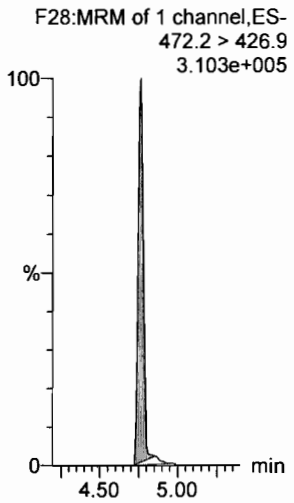

13C4-PFOS

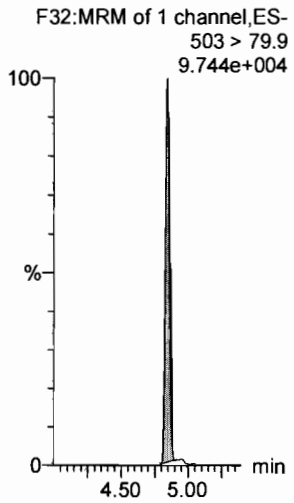

13C6-PFDA

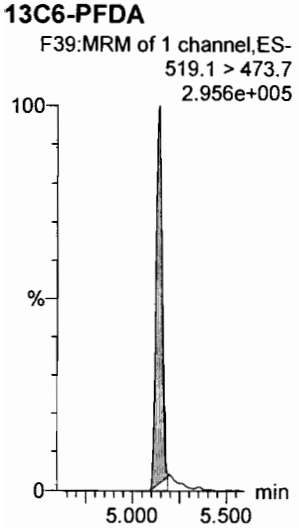

13C7-PFUdA

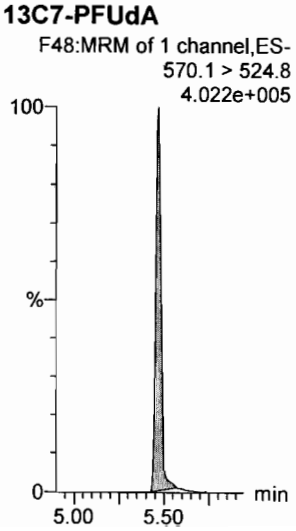

Vista Analytical Laboratory

Dataset: F:\Projects\PFAS.PRO\Results\180301M1\180301M1-CRV.qld

Last Altered: Saturday, March 03, 2018 05:01:46 Pacific Standard Time
Printed: Saturday, March 03, 2018 05:04:12 Pacific Standard Time

Method: F:\Projects\PFAS.PRO\MethDB\PFAS_FULL_80C_022718.mdb 28 Feb 2018 13:19:45
Calibration: 03 Mar 2018 05:01:46

Name: 180301M1_9, Date: 02-Mar-2018, Time: 02:12:06, ID: ST180301M1-8 PFC CS5 18B2319, Description: PFC CS5 18B2319

PFBA

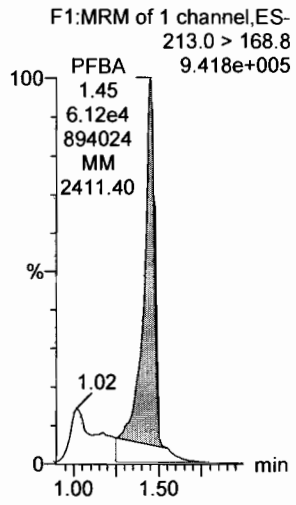

PFPeA

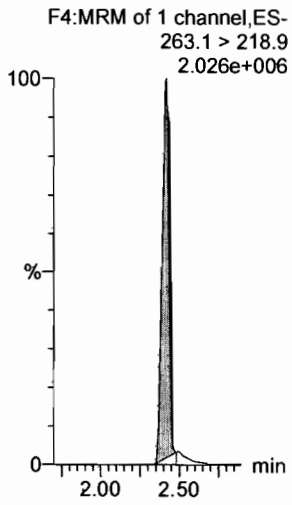

PFBS

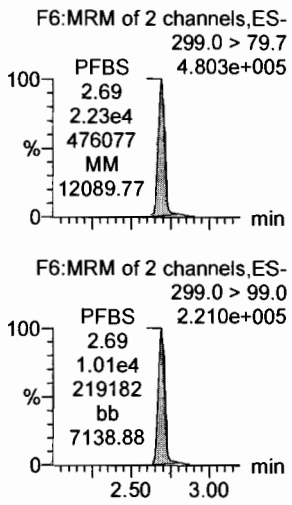

4:2 FTS

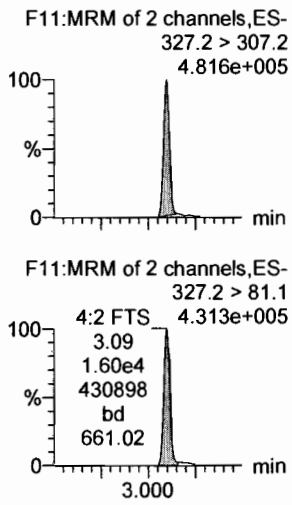

PFHxA

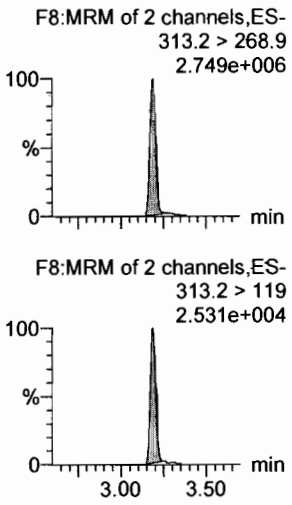

PFPeS

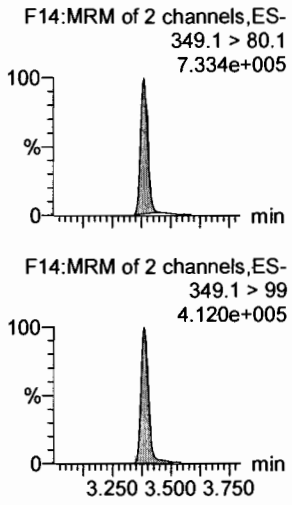

13C3-PFBA

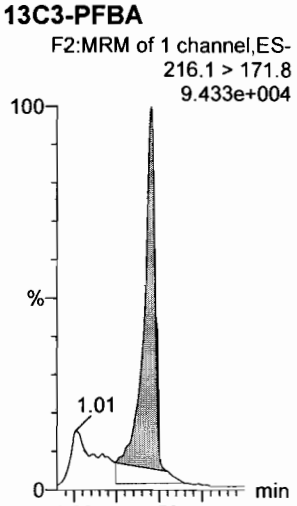

13C3-PFPeA

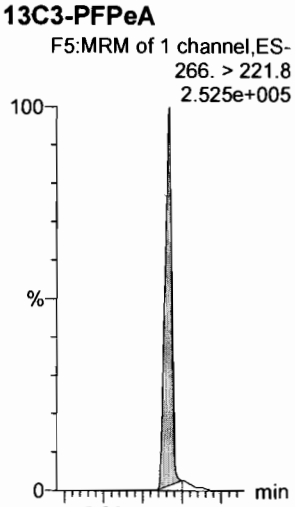

13C3-PFBS

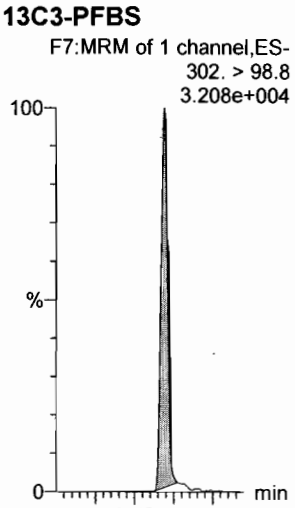

13C3-PFBS

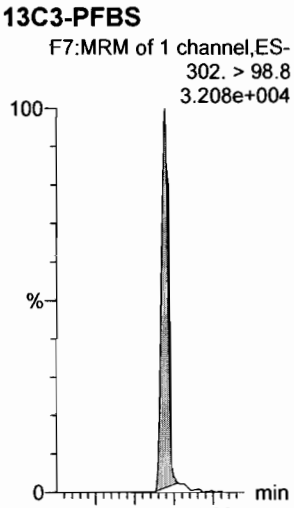

13C2-PFHxA

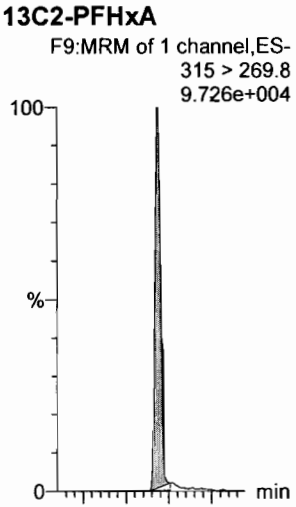

13C3-PFBS

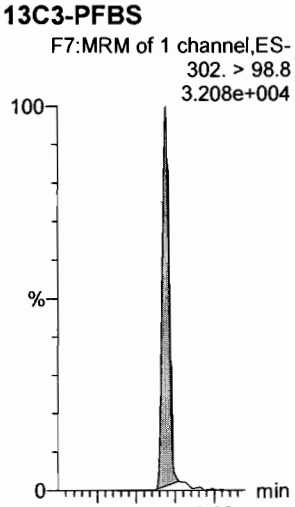

Dataset: F:\Projects\PFAS.PRO\Results\180301M1\180301M1-CRV.qld

Last Altered: Saturday, March 03, 2018 05:01:46 Pacific Standard Time
Printed: Saturday, March 03, 2018 05:04:12 Pacific Standard Time

Name: 180301M1_9, Date: 02-Mar-2018, Time: 02:12:06, ID: ST180301M1-8 PFC CS5 18B2319, Description: PFC CS5 18B2319

6:2 FTS

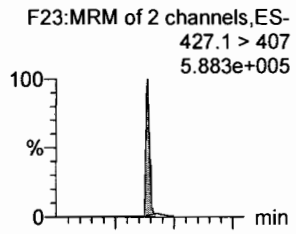

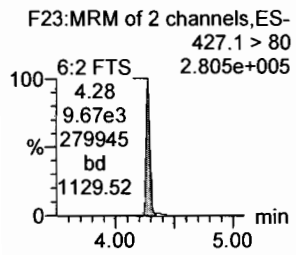

PFHpA

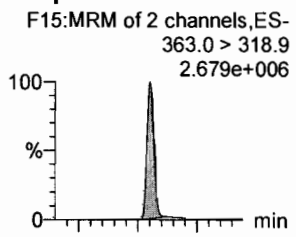

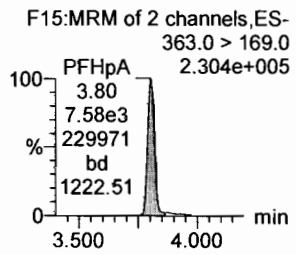

L-PFHxS

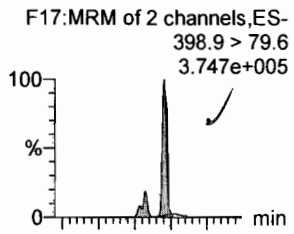

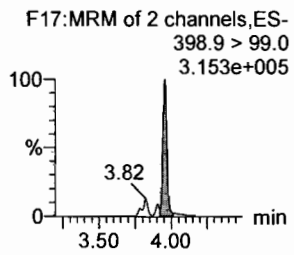

L-PFOA

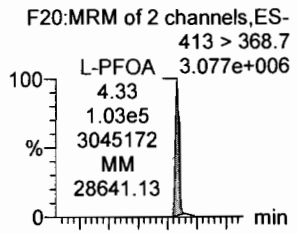

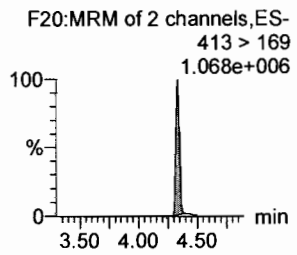

PFHpS

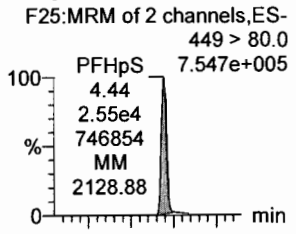

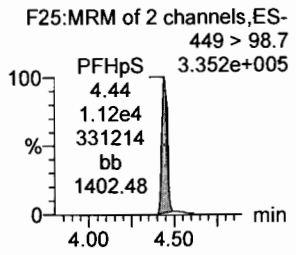

PFNA

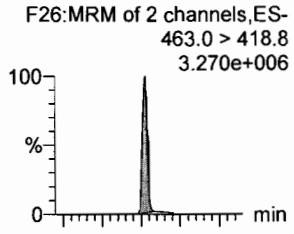

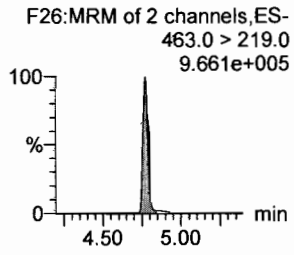

18O2-PFHxS

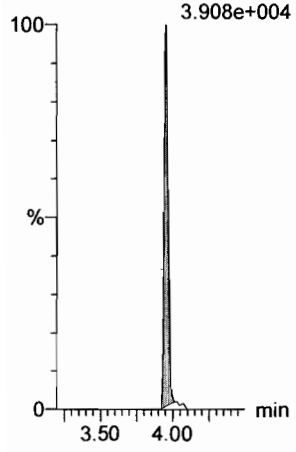

13C4-PFHpA

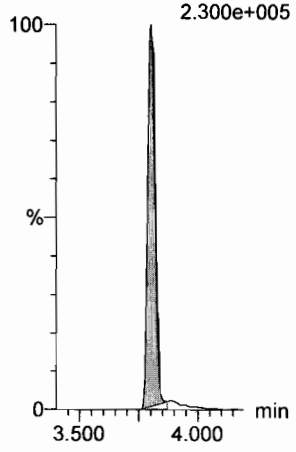

13C2-PFOA

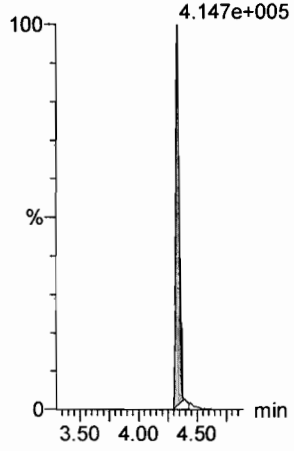

13C2-PFOA

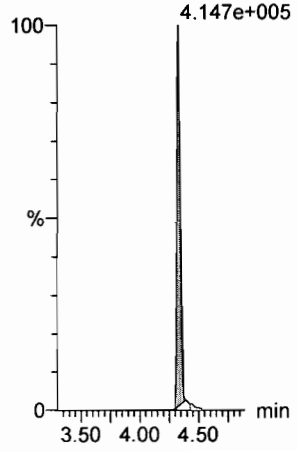

13C2-PFOA

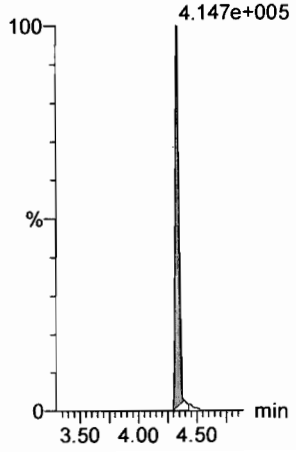

13C5-PFNA

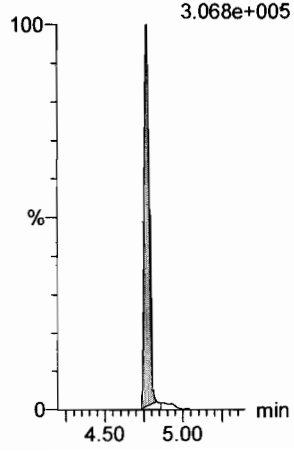

Dataset: F:\Projects\PFAS.PRO\Results\180301M1\180301M1-CRV.qld

Last Altered: Saturday, March 03, 2018 05:01:46 Pacific Standard Time
Printed: Saturday, March 03, 2018 05:04:12 Pacific Standard Time

Name: 180301M1_9, Date: 02-Mar-2018, Time: 02:12:06, ID: ST180301M1-8 PFC CS5 18B2319, Description: PFC CS5 18B2319

PFOSA

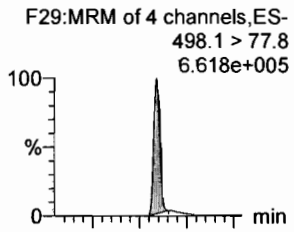

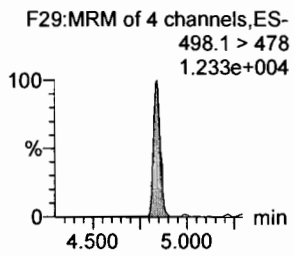

L-PFOS

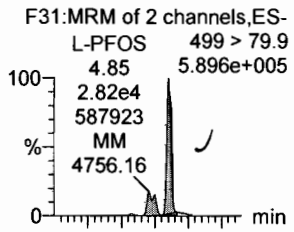

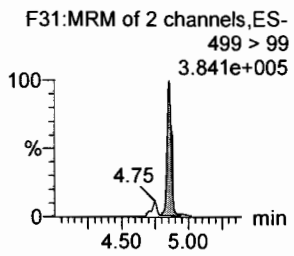

PFDA

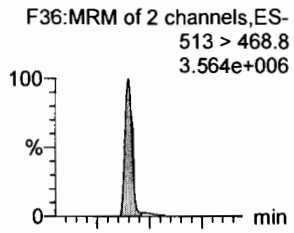

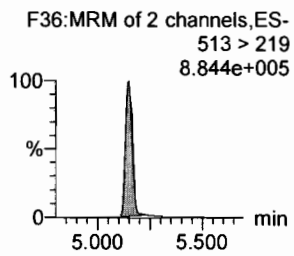

8:2 FTS

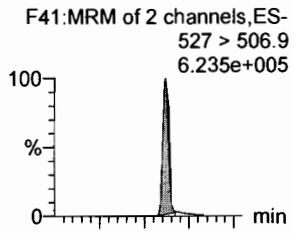

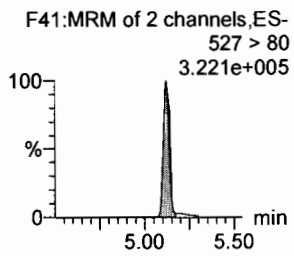

PFNS

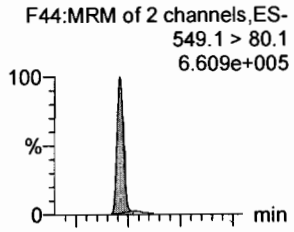

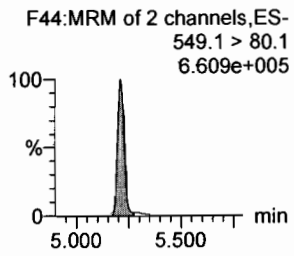

N-MeFOSAA

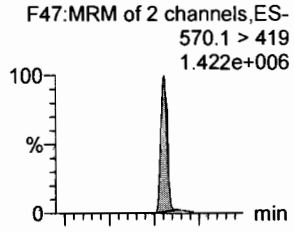

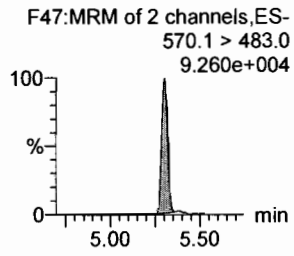

13C8-PFOSA

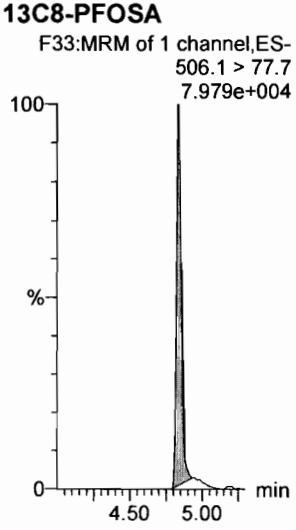

13C8-PFOS

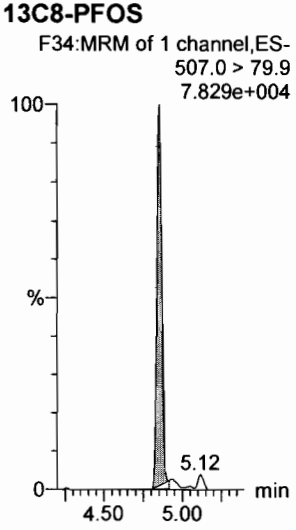

13C2-PFDA

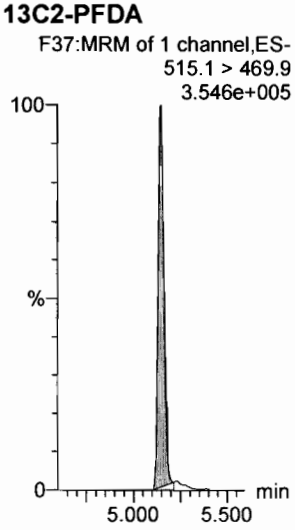

13C2-PFOA



13C2-PFOA

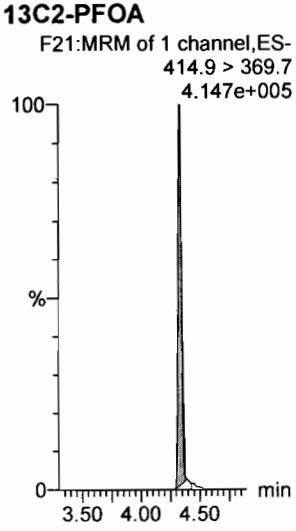

d3-N-MeFOSAA

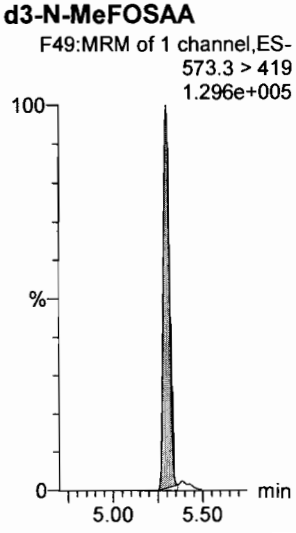

Dataset: F:\Projects\PFAS.PRO\Results\180301M1\180301M1-CRV.qld

Last Altered: Saturday, March 03, 2018 05:01:46 Pacific Standard Time
Printed: Saturday, March 03, 2018 05:04:12 Pacific Standard Time

Name: 180301M1_9, Date: 02-Mar-2018, Time: 02:12:06, ID: ST180301M1-8 PFC CS5 18B2319, Description: PFC CS5 18B2319

N-EtFOSAA

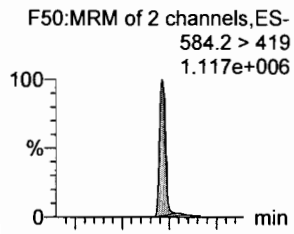

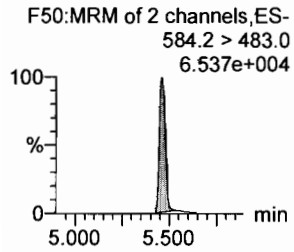

PFDoA

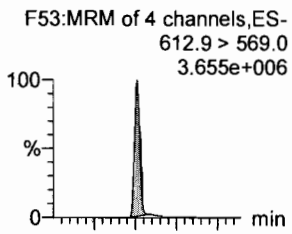

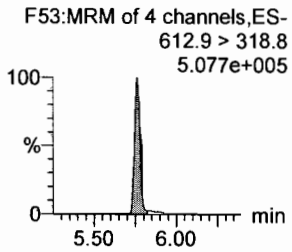

PFDS

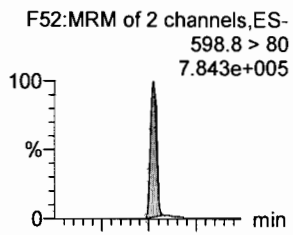

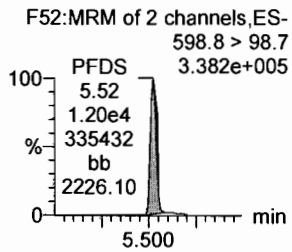

PFUdA

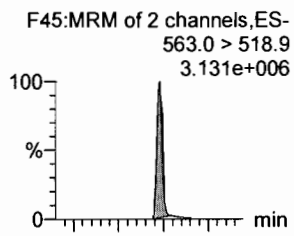

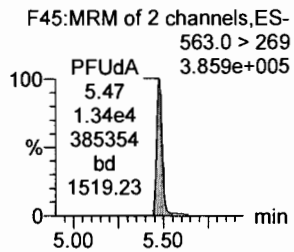

N-MeFOSA

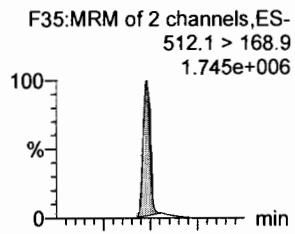

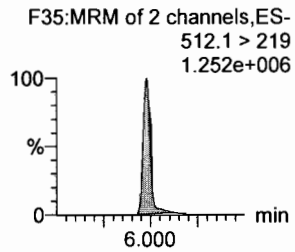

PFTrDA

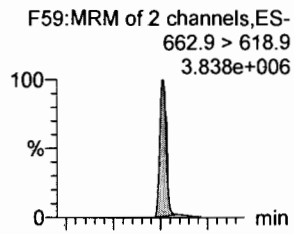

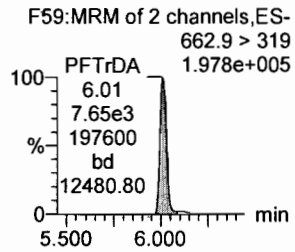

d5-N-EtFOSAA

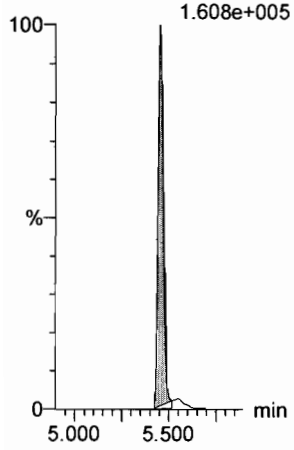

13C2-PFDoA

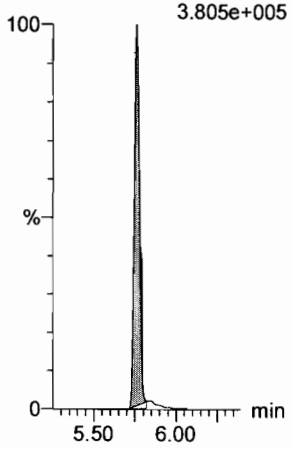

13C2-PFUdA

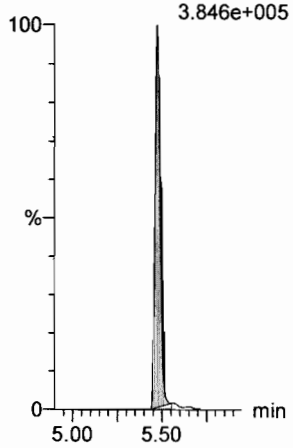

13C2-PFUdA

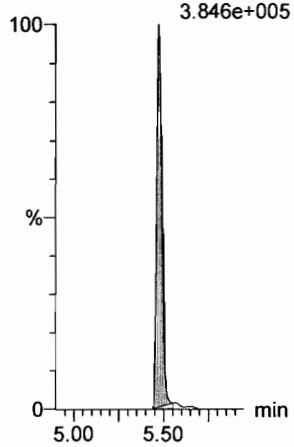

d3-N-MeFOSA

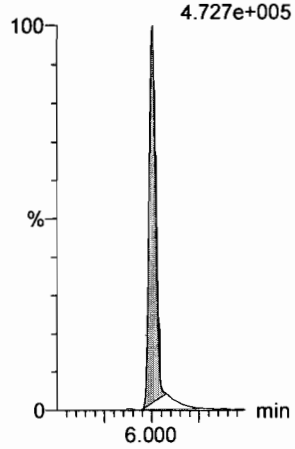

13C2-PFDoA

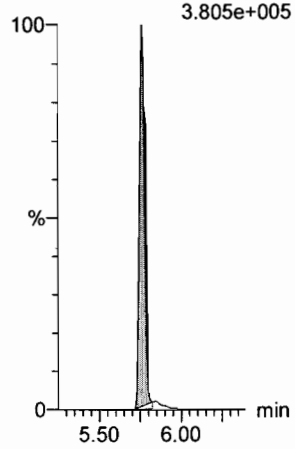

Dataset: F:\Projects\PFAS.PRO\Results\180301M1\180301M1-CRV.qld

Last Altered: Saturday, March 03, 2018 05:01:46 Pacific Standard Time
Printed: Saturday, March 03, 2018 05:04:12 Pacific Standard Time

Name: 180301M1_9, Date: 02-Mar-2018, Time: 02:12:06, ID: ST180301M1-8 PFC CS5 18B2319, Description: PFC CS5 18B2319

PFTeDA

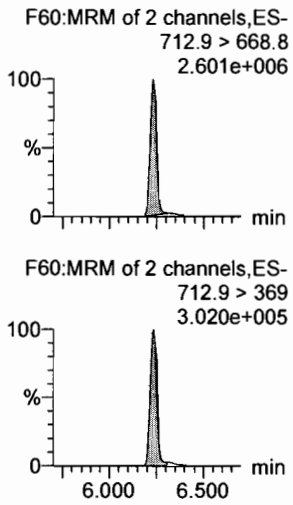

N-EtFOSA

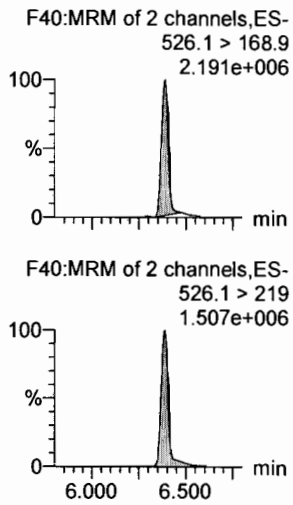

PFHxDA

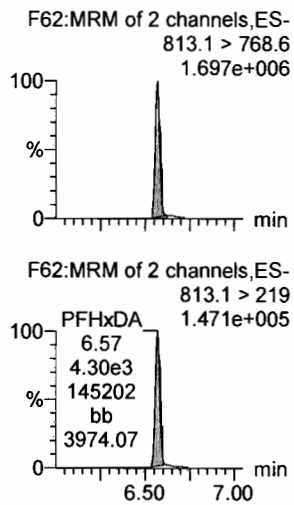

PFODA

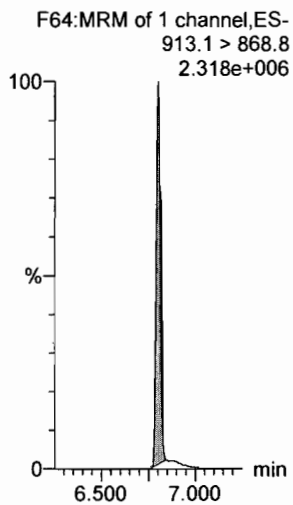

N-MeFOSE

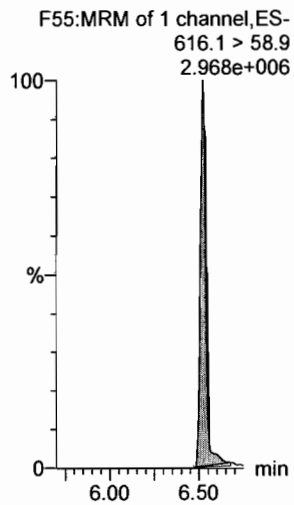

N-EtFOSE

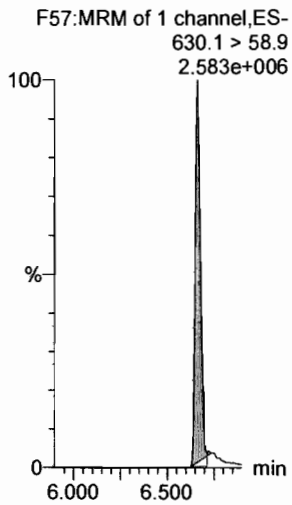

13C2-PFTeDA

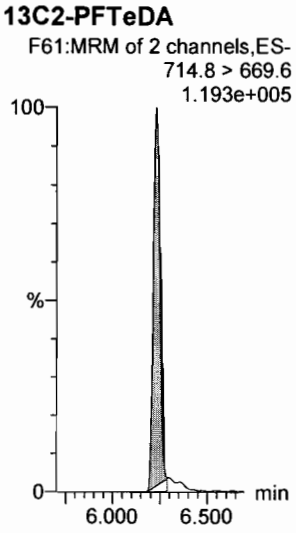

d5-N-ETFOSA

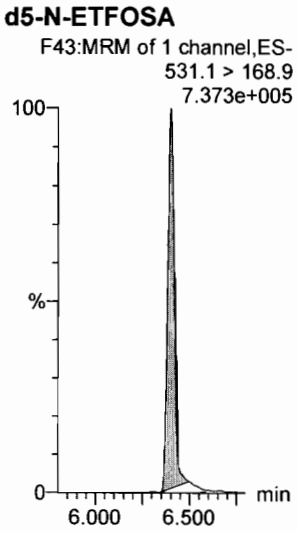

13C2-PFHxDA



13C2-PFHxDA

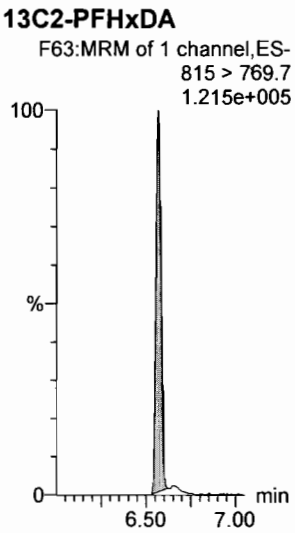

d7-N-MeFOSE

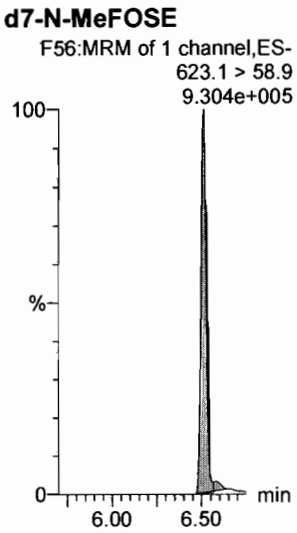

d9-N-EtFOSE

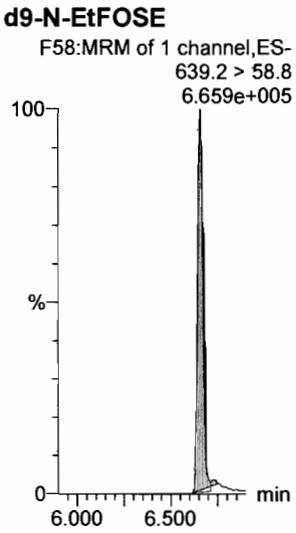

Dataset: F:\Projects\PFAS.PRO\Results\180301M1\180301M1-CRV.qld

Last Altered: Saturday, March 03, 2018 05:01:46 Pacific Standard Time
Printed: Saturday, March 03, 2018 05:04:12 Pacific Standard Time

Name: 180301M1_9, Date: 02-Mar-2018, Time: 02:12:06, ID: ST180301M1-8 PFC CS5 18B2319, Description: PFC CS5 18B2319

13C4-PFBA

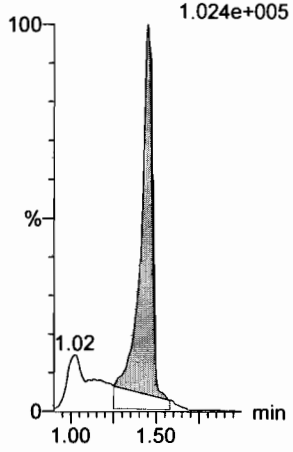

13C5-PFHxA

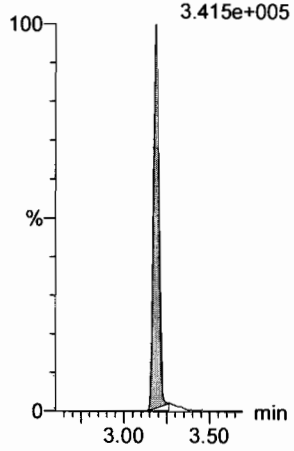

13C3-PFHxS

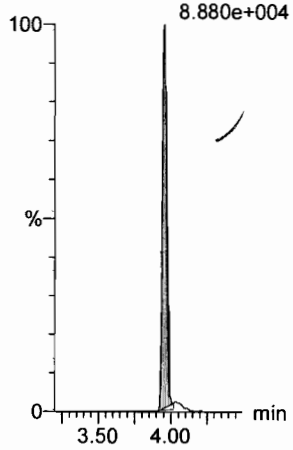

13C8-PFOA



13C9-PFNA

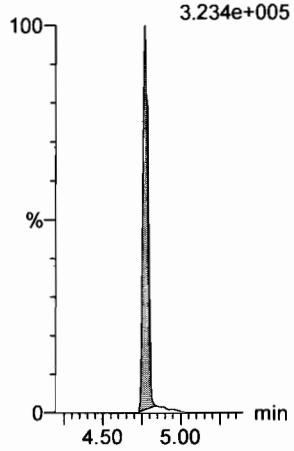

13C4-PFOS

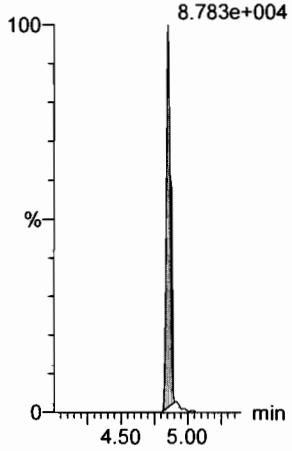

13C6-PFDA

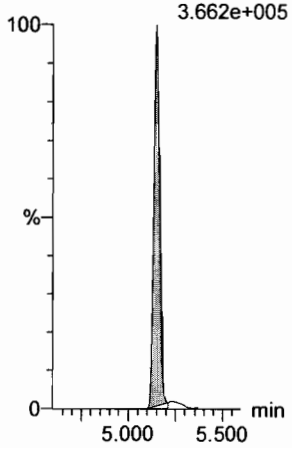

13C7-PFUdA

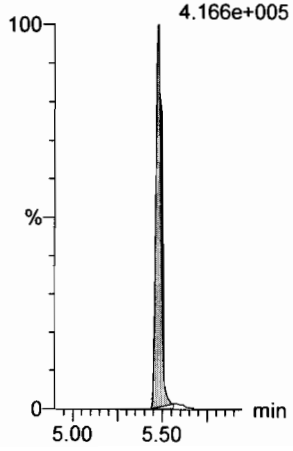

Dataset: F:\Projects\PFAS.PRO\Results\180301M1\180301M1-CRV.qld

Last Altered: Saturday, March 03, 2018 04:46:56 Pacific Standard Time
Printed: Saturday, March 03, 2018 04:47:38 Pacific Standard Time

Name: 180301M1_10, Date: 02-Mar-2018, Time: 02:23:33, ID: ST180301M1-9 PFC CS6 18B2320, Description: PFC CS6 18B2320

PFBA

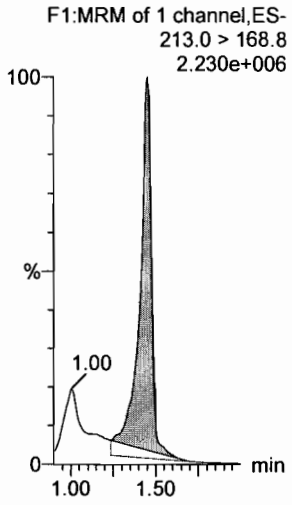

PFPeA

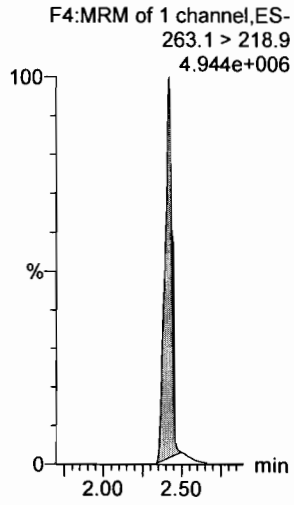

PFBS

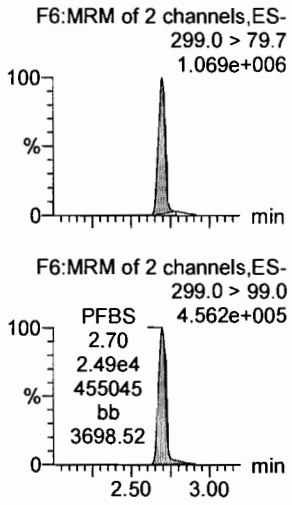

4:2 FTS

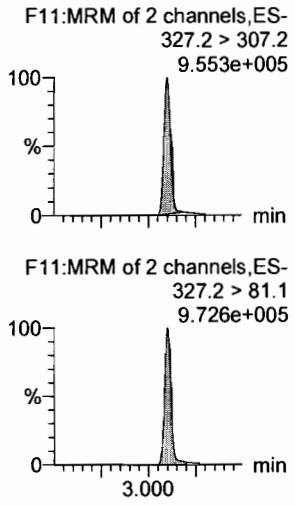

PFHxA

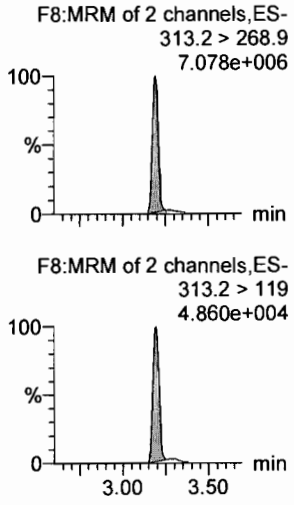

PFPeS

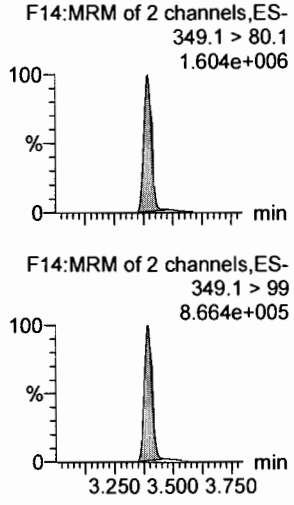

13C3-PFBA

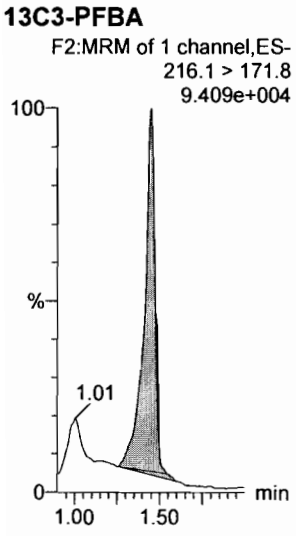

13C3-PFPeA

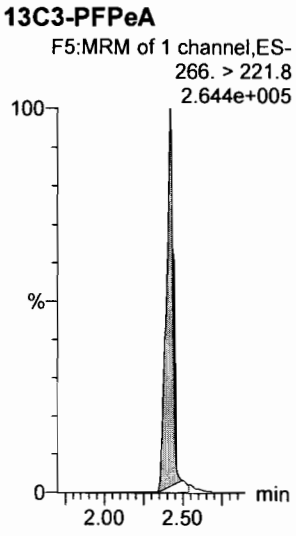

13C3-PFBS

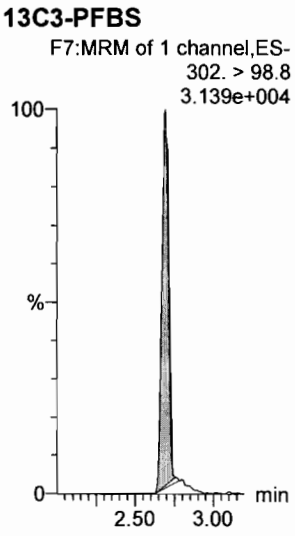

13C3-PFBS

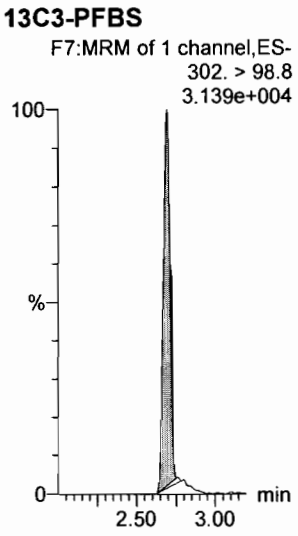

13C2-PFHxA



13C3-PFBS

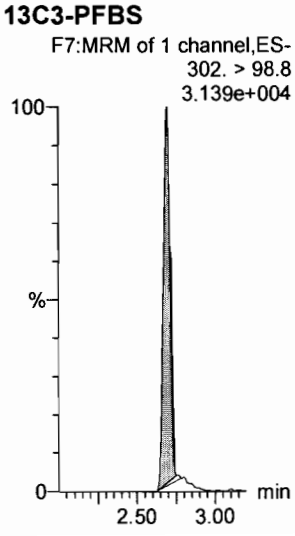

Dataset: F:\Projects\PFAS.PRO\Results\180301M1\180301M1-CRV.qld

Last Altered: Saturday, March 03, 2018 04:46:56 Pacific Standard Time
Printed: Saturday, March 03, 2018 04:47:38 Pacific Standard Time

Name: 180301M1_10, Date: 02-Mar-2018, Time: 02:23:33, ID: ST180301M1-9 PFC CS6 18B2320, Description: PFC CS6 18B2320

6:2 FTS

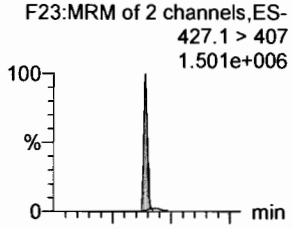

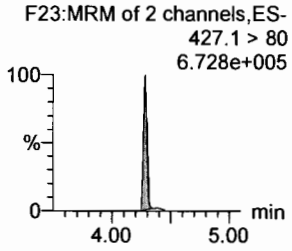

PFHpA

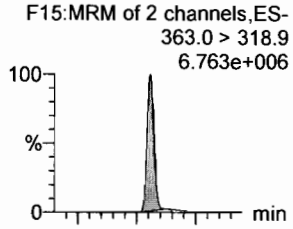

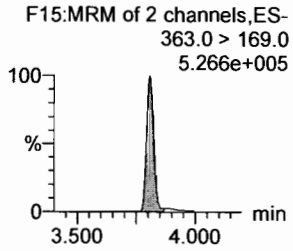

L-PFHxS

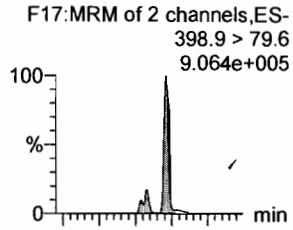

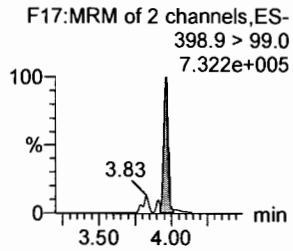

L-PFOA

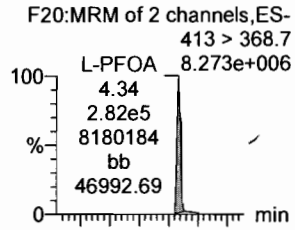

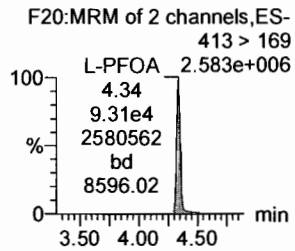

PFHpS

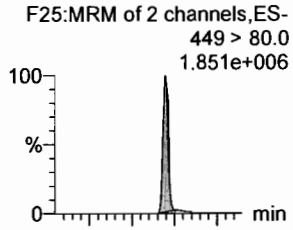

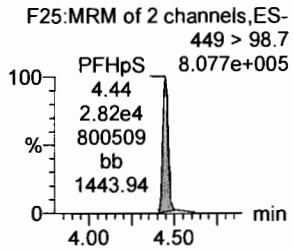

PFNA

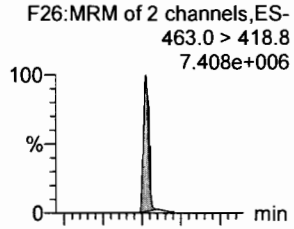

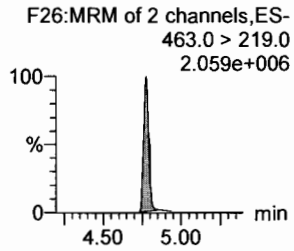

18O2-PFHxS

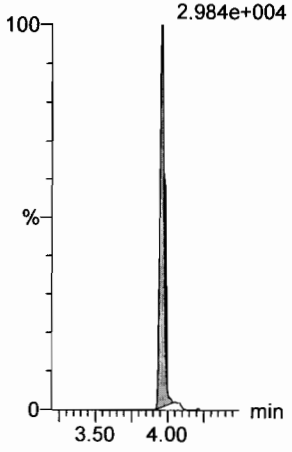

13C4-PFHpA

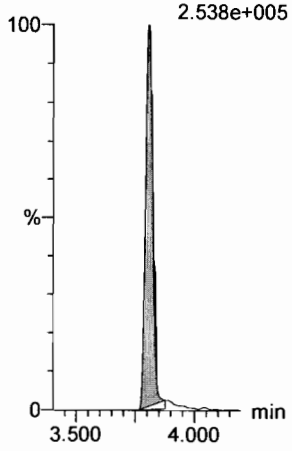

13C2-PFOA

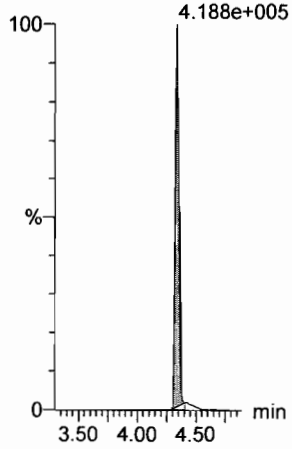

13C2-PFOA

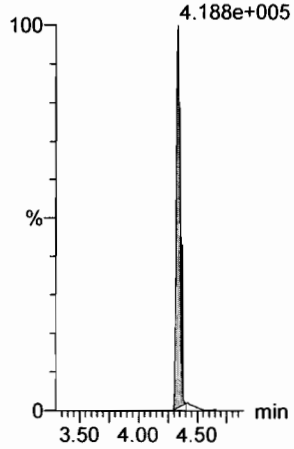

13C2-PFOA

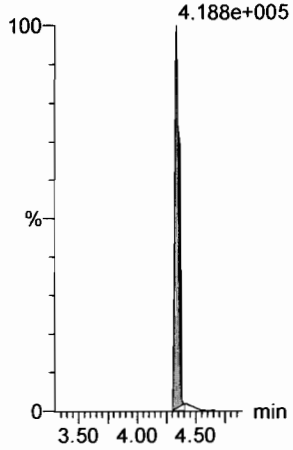

13C5-PFNA

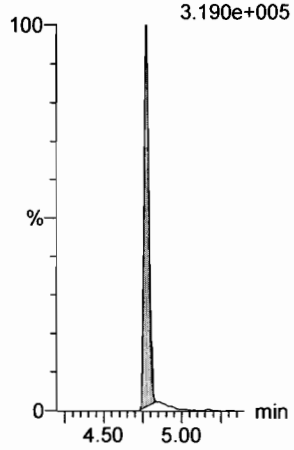

Dataset: F:\Projects\PFAS.PRO\Results\180301M1\180301M1-CRV.qld

Last Altered: Saturday, March 03, 2018 04:46:56 Pacific Standard Time
Printed: Saturday, March 03, 2018 04:47:38 Pacific Standard Time

Name: 180301M1_10, Date: 02-Mar-2018, Time: 02:23:33, ID: ST180301M1-9 PFC CS6 18B2320, Description: PFC CS6 18B2320

PFOSA

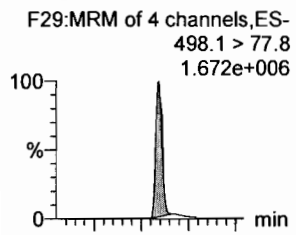

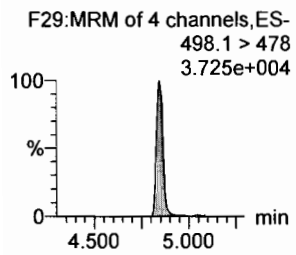

L-PFOS

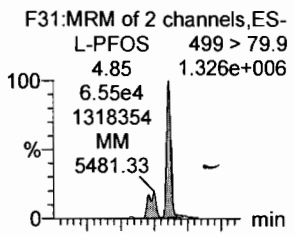

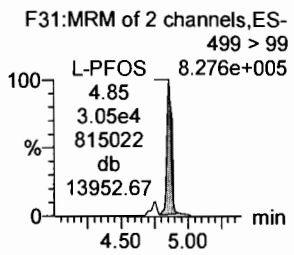

PFDA

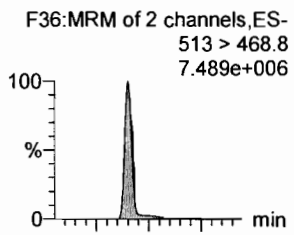

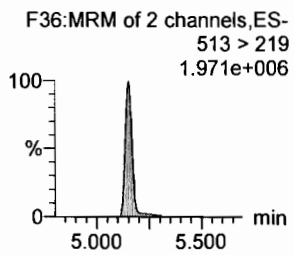

8:2 FTS

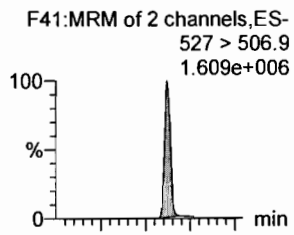

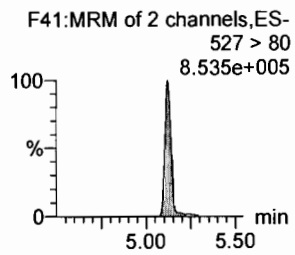

PFNS

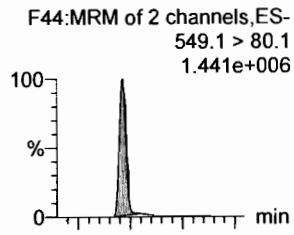

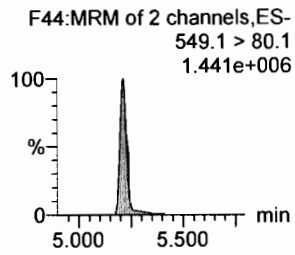

N-MeFOSAA

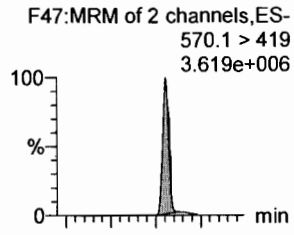

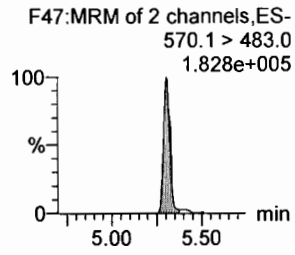

13C8-PFOSA

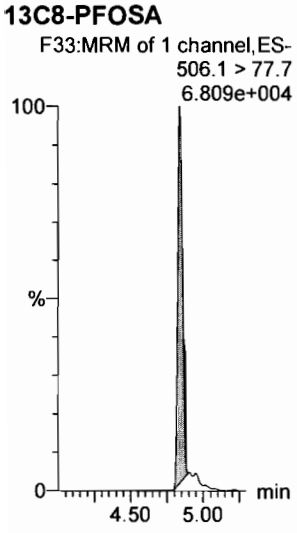

13C8-PFOS



13C2-PFDA



13C2-PFOA

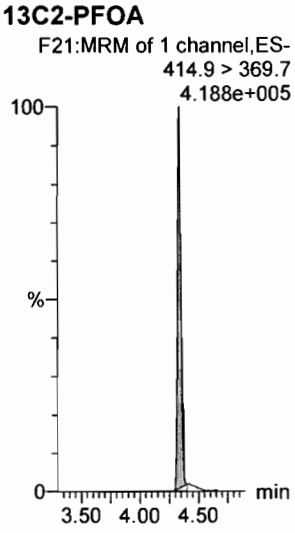

13C2-PFOA

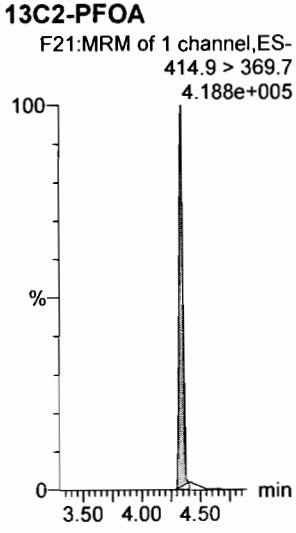

d3-N-MeFOSAA

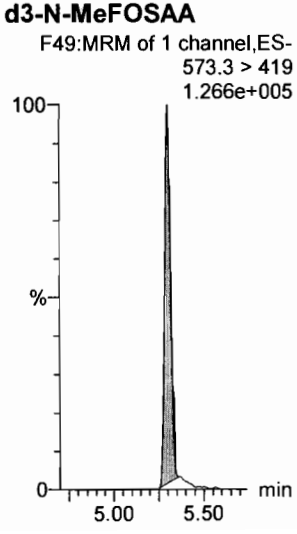

Dataset: F:\Projects\PFAS.PRO\Results\180301M1\180301M1-CRV.qld

Last Altered: Saturday, March 03, 2018 04:46:56 Pacific Standard Time
Printed: Saturday, March 03, 2018 04:47:38 Pacific Standard Time

Name: 180301M1_10, Date: 02-Mar-2018, Time: 02:23:33, ID: ST180301M1-9 PFC CS6 18B2320, Description: PFC CS6 18B2320

N-EtFOSAA

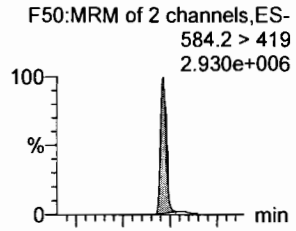

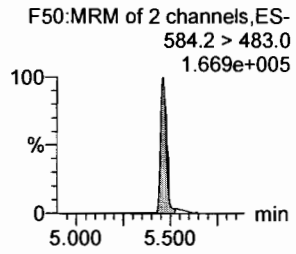

PFDoA

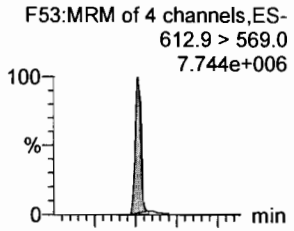

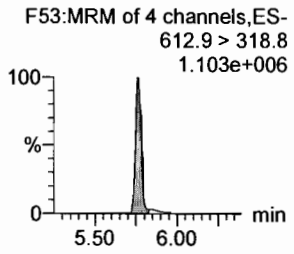

PFDS

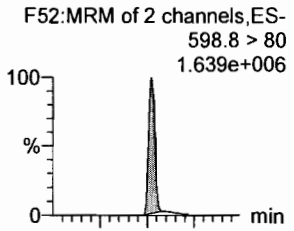

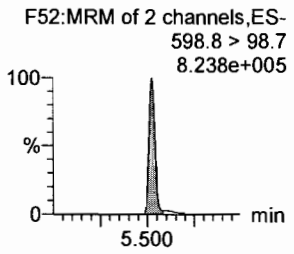

PFUdA

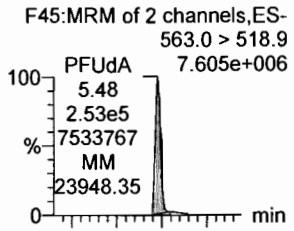

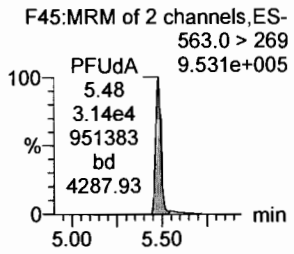

N-MeFOSA

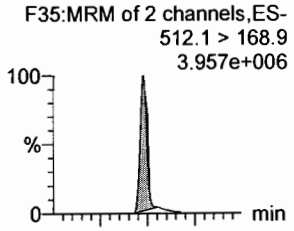

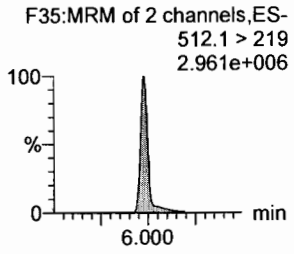

PFTrDA

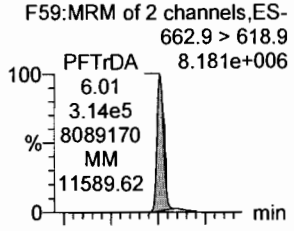

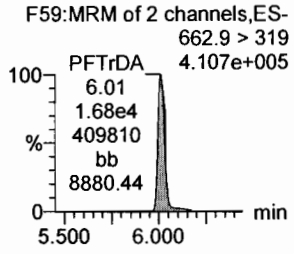

d5-N-EtFOSAA

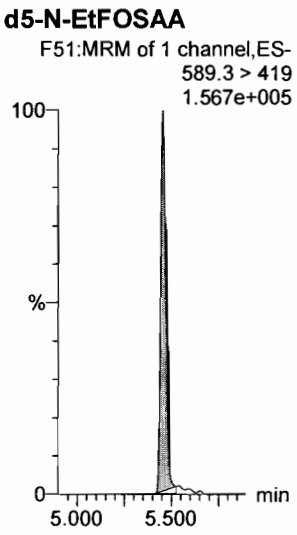

13C2-PFDoA



13C2-PFUdA



13C2-PFUdA



d3-N-MeFOSA

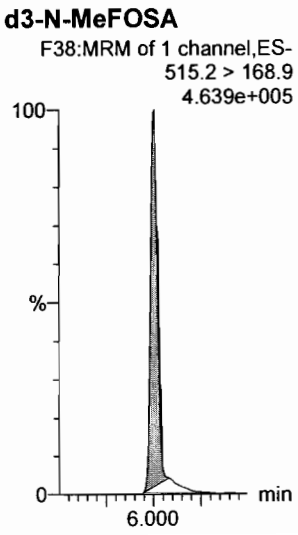

13C2-PFDoA

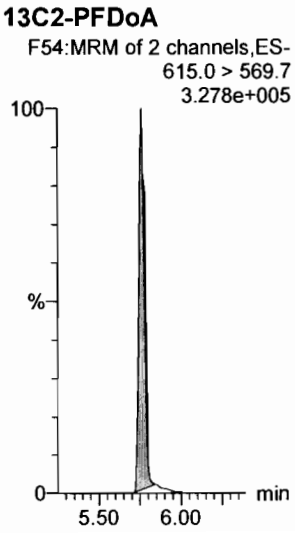

Dataset: F:\Projects\PFAS.PRO\Results\180301M1\180301M1-CRV.qld

Last Altered: Saturday, March 03, 2018 04:46:56 Pacific Standard Time
Printed: Saturday, March 03, 2018 04:47:38 Pacific Standard Time

Name: 180301M1_10, Date: 02-Mar-2018, Time: 02:23:33, ID: ST180301M1-9 PFC CS6 18B2320, Description: PFC CS6 18B2320

PFTeDA

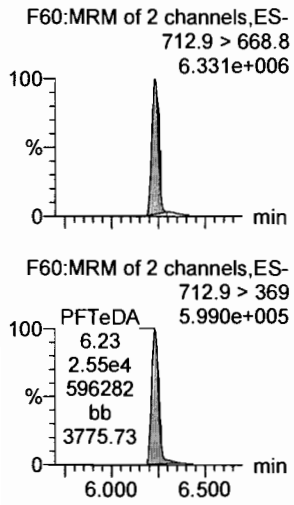

N-EtFOSA

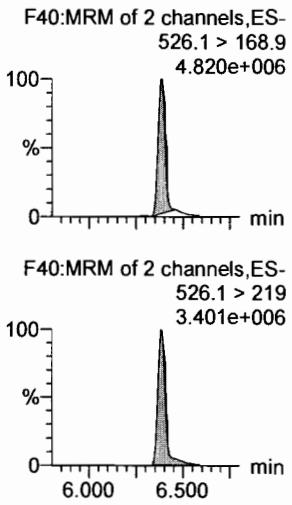

PFHxDA

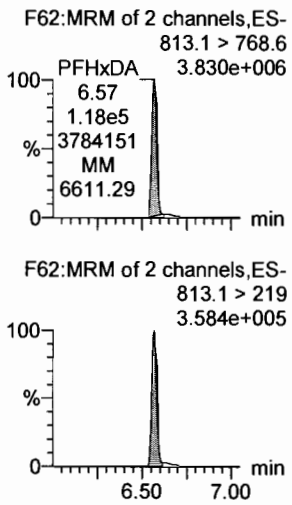

PFODA

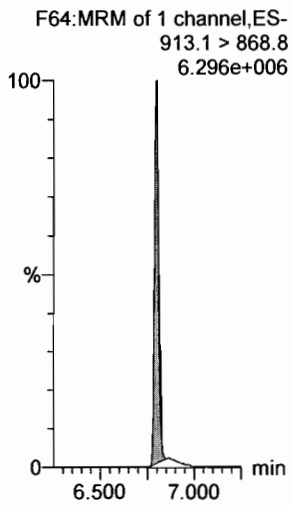

N-MeFOSE

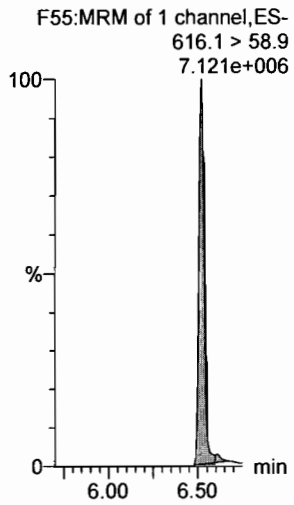

N-EtFOSE

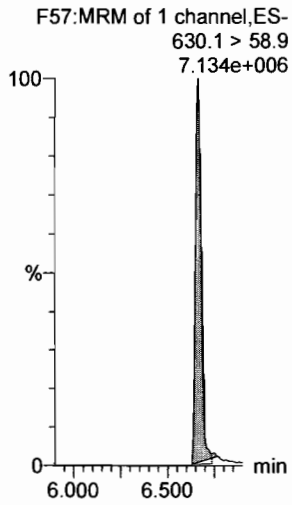

13C2-PFTeDA

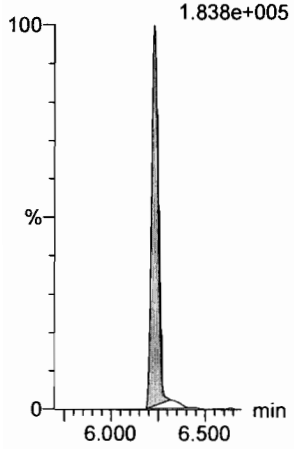

d5-N-ETFOSA

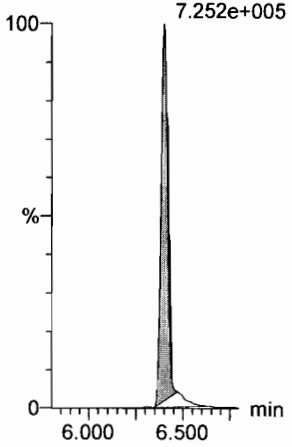

13C2-PFHxDA

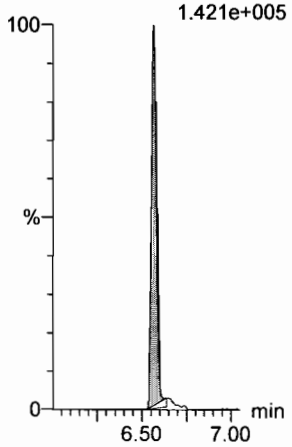

13C2-PFHxDA

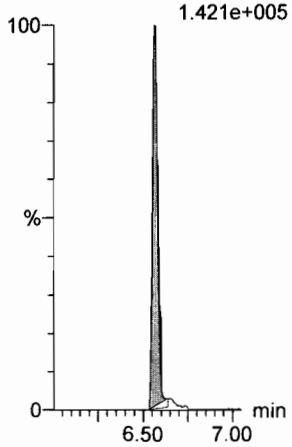

d7-N-MeFOSE

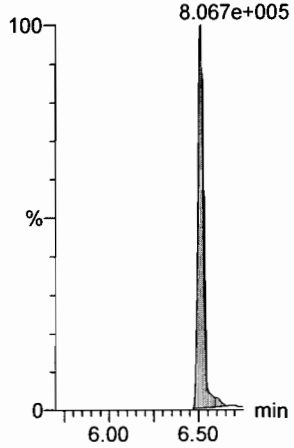

d9-N-EtFOSE

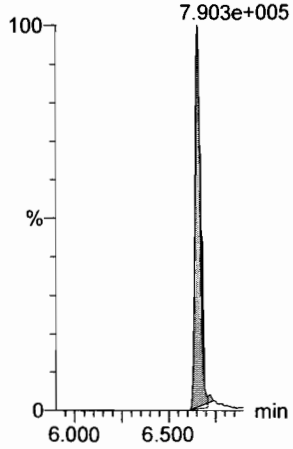

Dataset: F:\Projects\PFAS.PRO\Results\180301M1\180301M1-CRV.qld

Last Altered: Saturday, March 03, 2018 04:46:56 Pacific Standard Time
Printed: Saturday, March 03, 2018 04:47:38 Pacific Standard Time

Name: 180301M1_10, Date: 02-Mar-2018, Time: 02:23:33, ID: ST180301M1-9 PFC CS6 18B2320, Description: PFC CS6 18B2320

13C4-PFBA

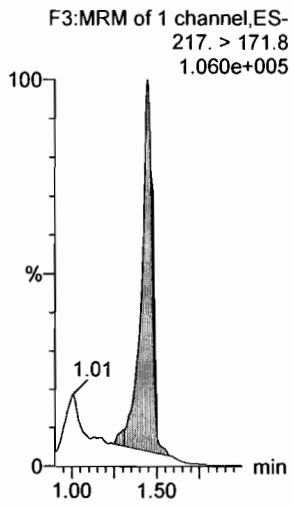

13C5-PFHxA

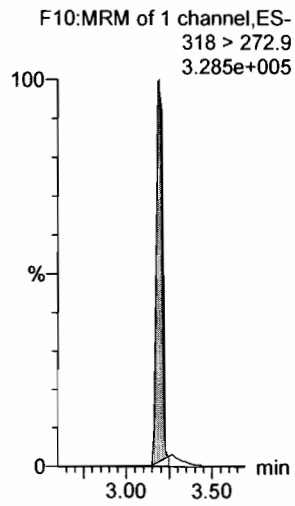

13C3-PFHxS

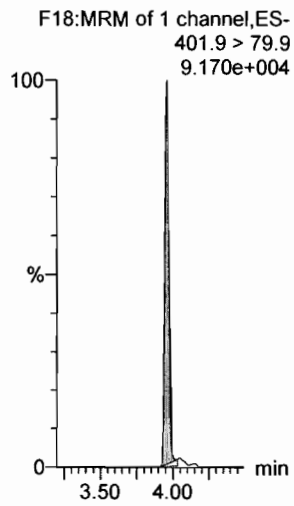

13C8-PFOA

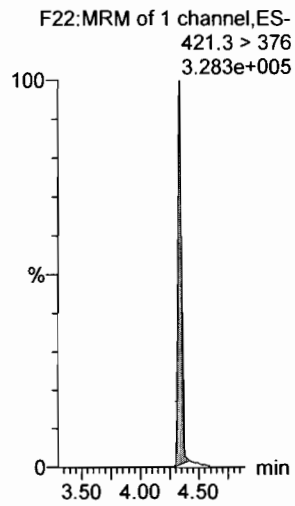

13C9-PFNA

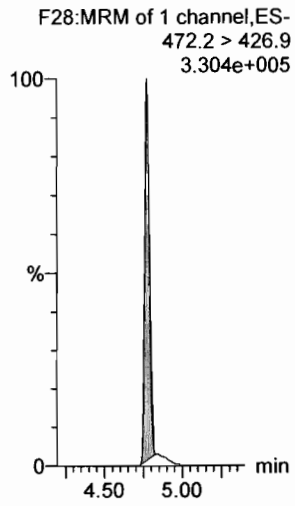

13C4-PFOS

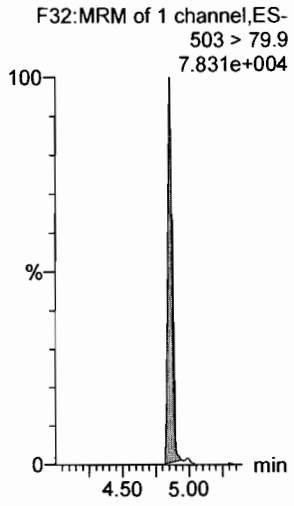

13C6-PFDA

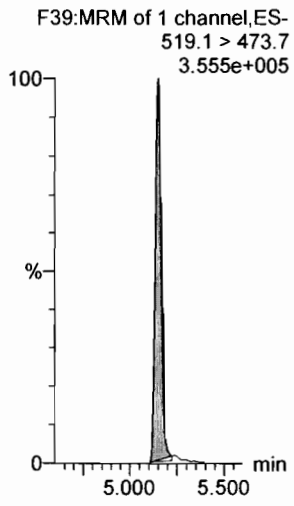

13C7-PFUdA

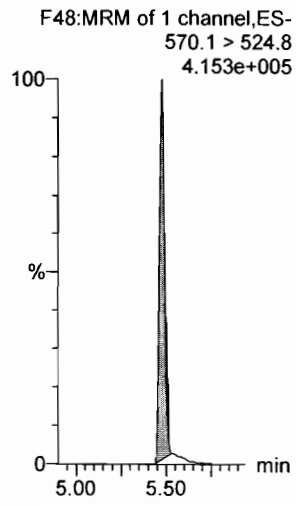

Vista Analytical Laboratory

Dataset: F:\Projects\PFAS.PRO\Results\180301M1\180301M1-CRV.qld

Last Altered: Saturday, March 03, 2018 05:04:35 Pacific Standard Time
Printed: Saturday, March 03, 2018 05:05:07 Pacific Standard Time

Method: F:\Projects\PFAS.PRO\MethDB\PFAS_FULL_80C_022718.mdb 28 Feb 2018 13:19:45
Calibration: 03 Mar 2018 05:04:35

Name: 180301M1_11, Date: 02-Mar-2018, Time: 02:35:03, ID: ST180301M1-10 PFC CS7 18B2321, Description: PFC CS7 18B2321

PFBA

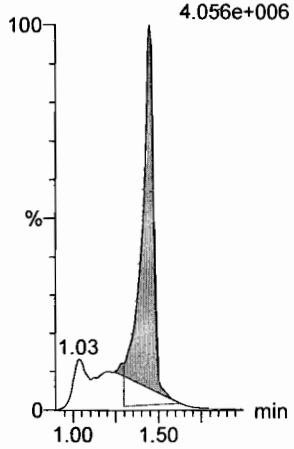

PFPeA

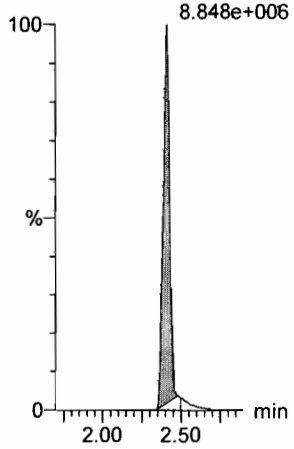

PFBS

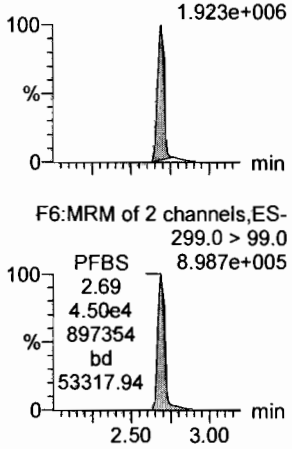

4:2 FTS

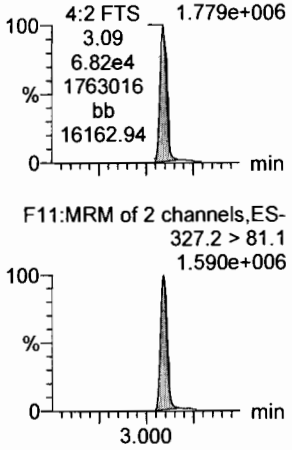

PFHxA

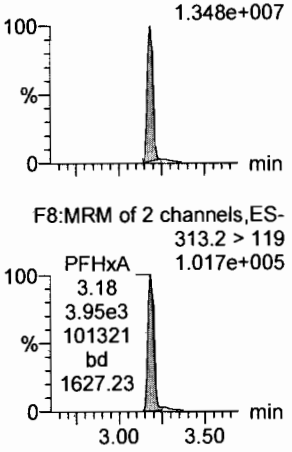

PFPeS

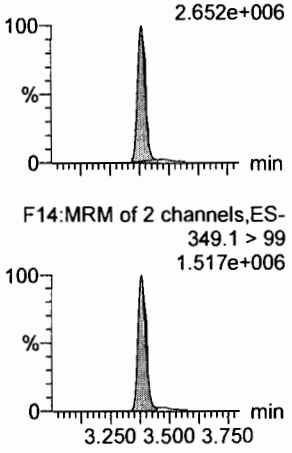

13C3-PFBA

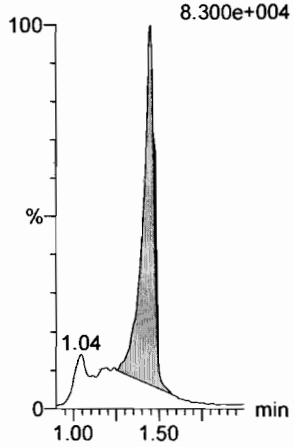

13C3-PFPeA

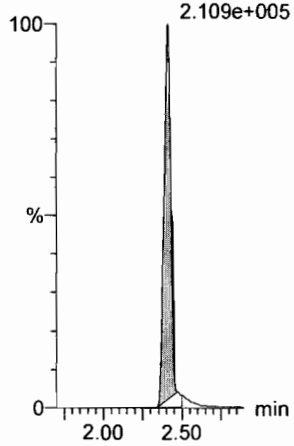

13C3-PFBS

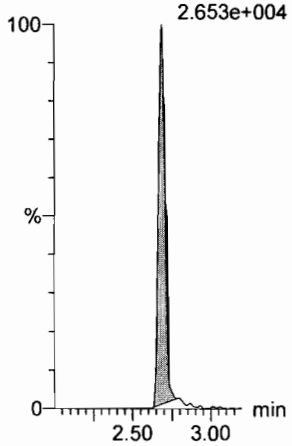

13C3-PFBS

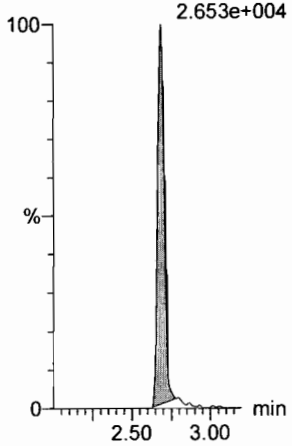

13C2-PFHxA

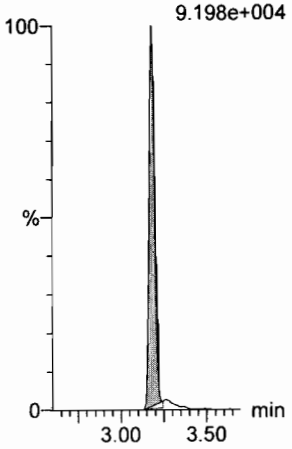

13C3-PFBS

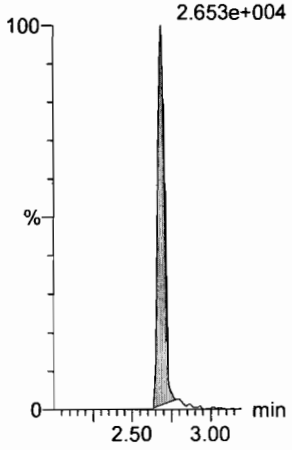

Dataset: F:\Projects\PFAS.PRO\Results\180301M1\180301M1-CRV.qld

Last Altered: Saturday, March 03, 2018 05:04:35 Pacific Standard Time
Printed: Saturday, March 03, 2018 05:05:07 Pacific Standard Time

Name: 180301M1_11, Date: 02-Mar-2018, Time: 02:35:03, ID: ST180301M1-10 PFC CS7 18B2321, Description: PFC CS7 18B2321

6:2 FTS

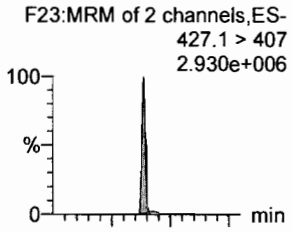

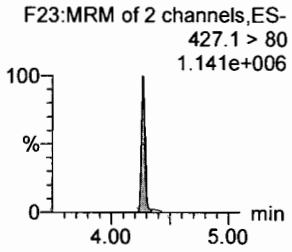

PFHpA

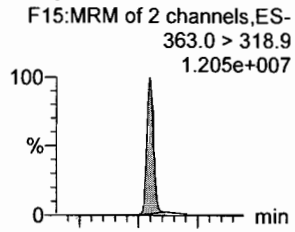

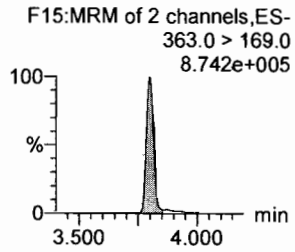

L-PFHxS

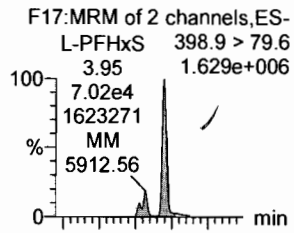

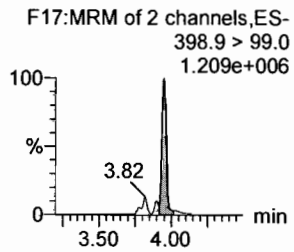

L-PFOA

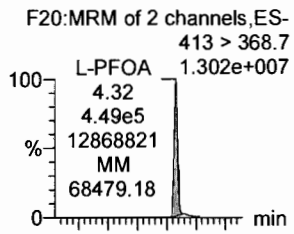

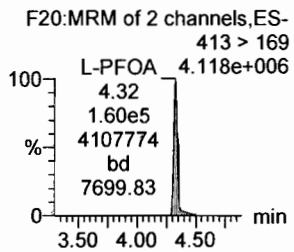

PFHpS

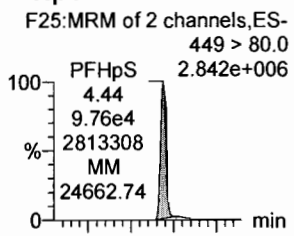

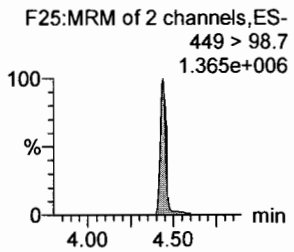

PFNA

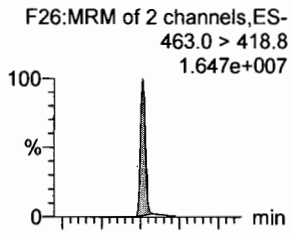

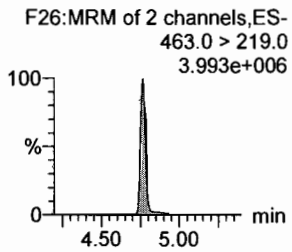

18O2-PFHxS

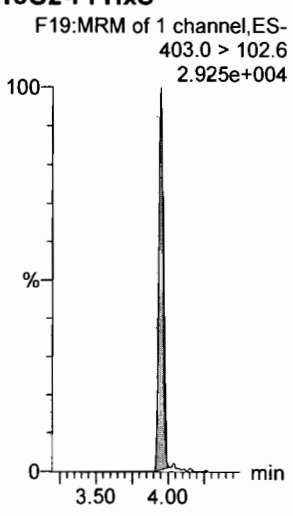

13C4-PFHpA

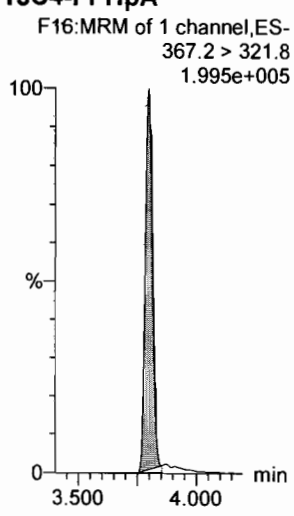

13C2-PFOA



13C2-PFOA

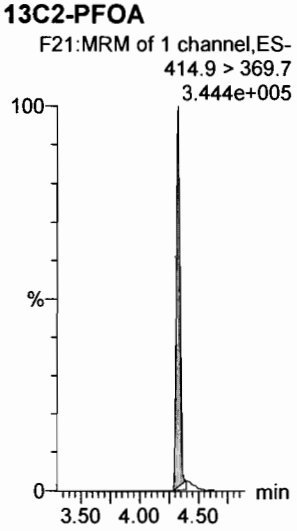

13C2-PFOA

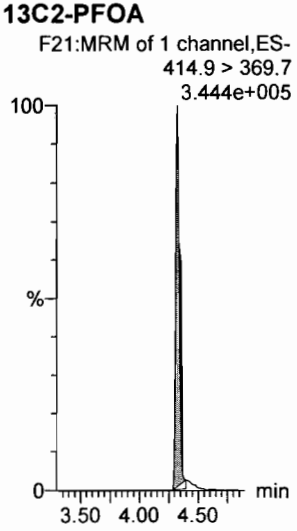

13C5-PFNA

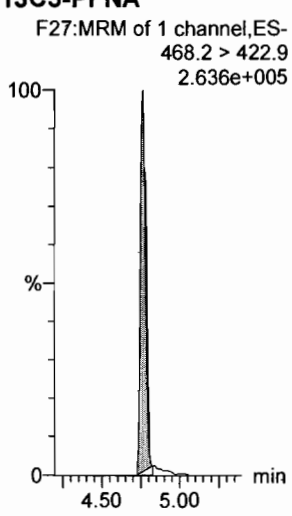

Dataset: F:\Projects\PFAS.PRO\Results\180301M1\180301M1-CRV.qld

Last Altered: Saturday, March 03, 2018 05:04:35 Pacific Standard Time
Printed: Saturday, March 03, 2018 05:05:07 Pacific Standard Time

Name: 180301M1_11, Date: 02-Mar-2018, Time: 02:35:03, ID: ST180301M1-10 PFC CS7 18B2321, Description: PFC CS7 18B2321

PFOSA

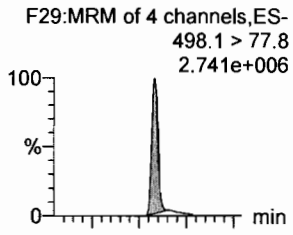

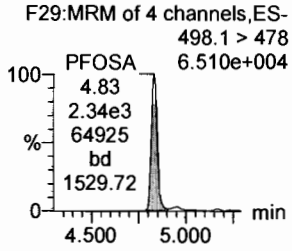

L-PFOS

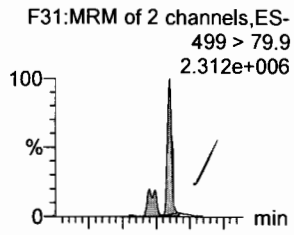

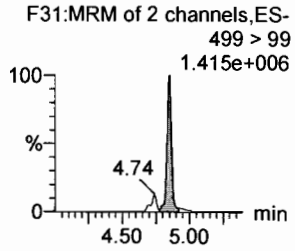

PFDA

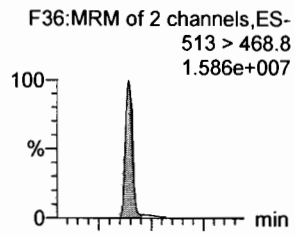

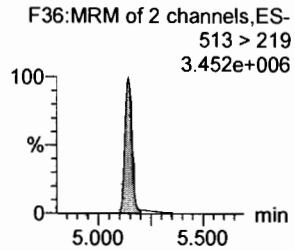

8:2 FTS

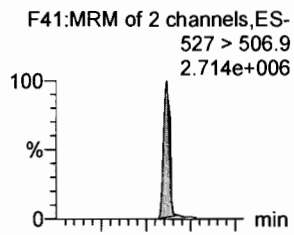

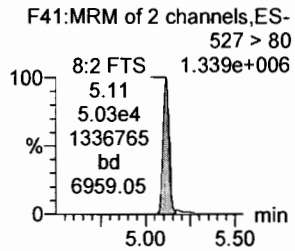

PFNS

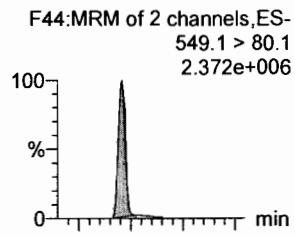

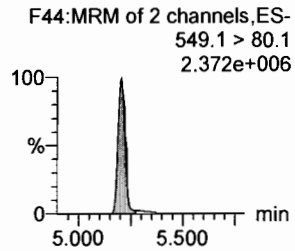

N-MeFOSAA

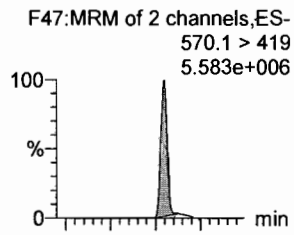

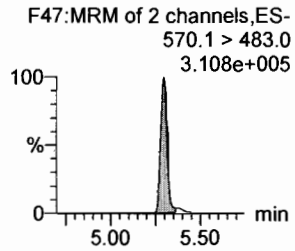

13C8-PFOSA

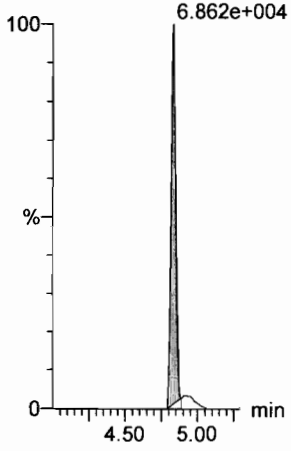

13C8-PFOS

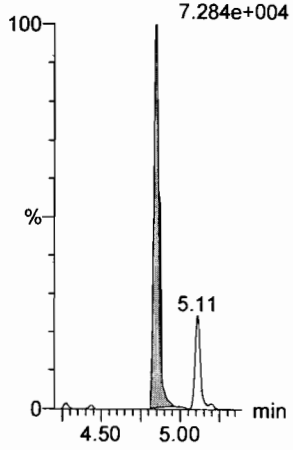

13C2-PFDA

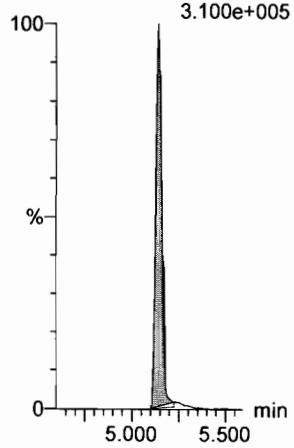

13C2-PFOA



13C2-PFOA

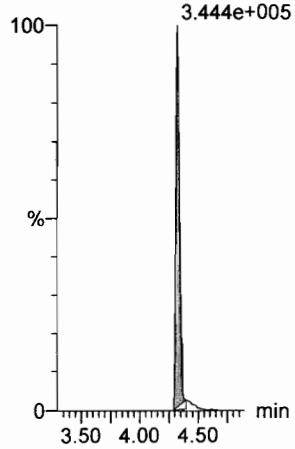

d3-N-MeFOSAA

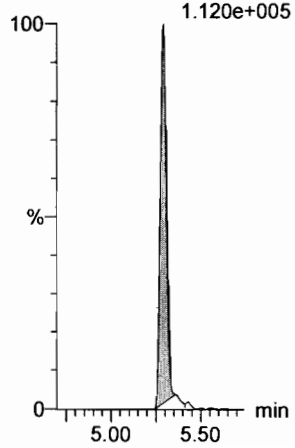

Dataset: F:\Projects\PFAS.PRO\Results\180301M1\180301M1-CRV.qld

Last Altered: Saturday, March 03, 2018 05:04:35 Pacific Standard Time
Printed: Saturday, March 03, 2018 05:05:07 Pacific Standard Time

Name: 180301M1_11, Date: 02-Mar-2018, Time: 02:35:03, ID: ST180301M1-10 PFC CS7 18B2321, Description: PFC CS7 18B2321

N-EtFOSAA

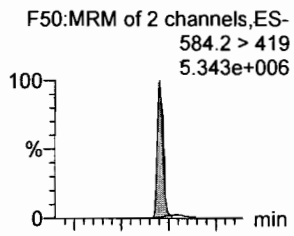

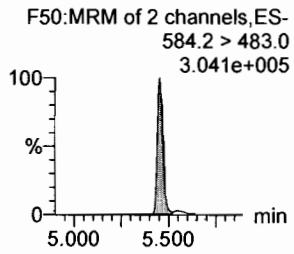

PFDoA

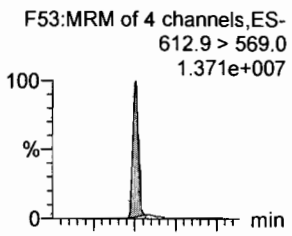

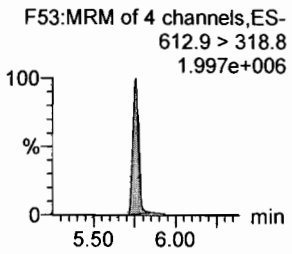

PFDS

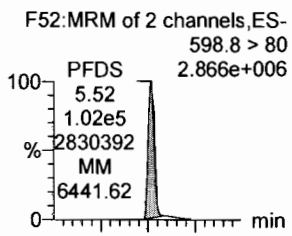

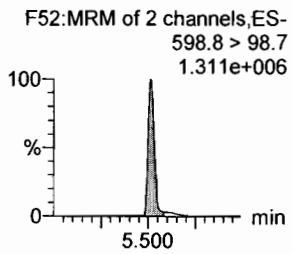

PFUdA

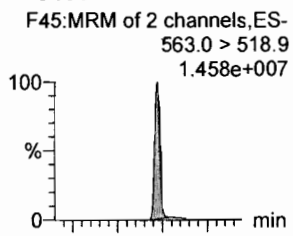

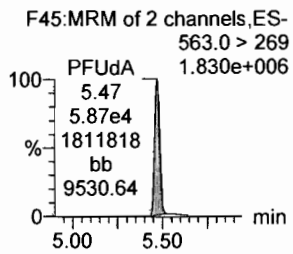

N-MeFOSA

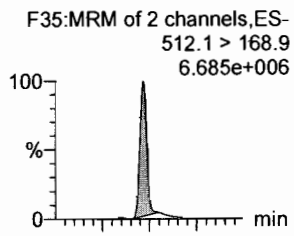

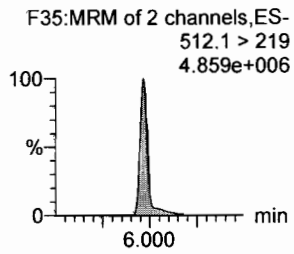

PFTrDA

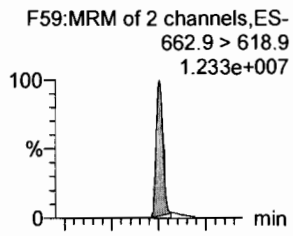

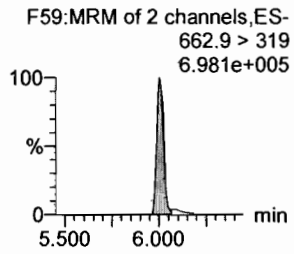

d5-N-EtFOSAA

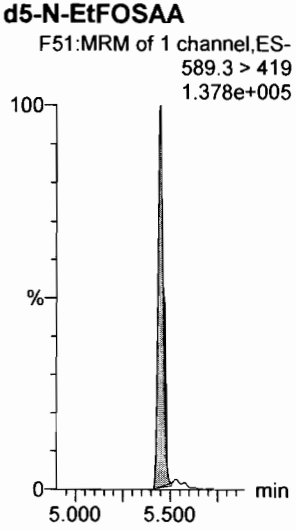

13C2-PFDoA

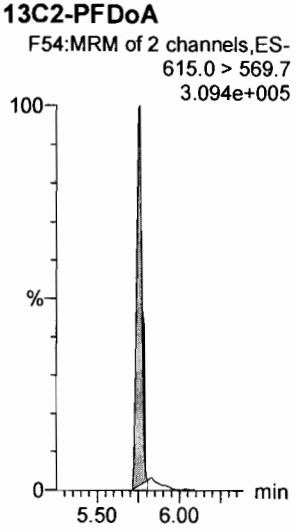

13C2-PFUdA



13C2-PFUdA

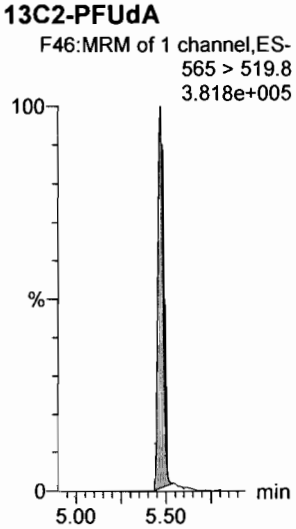

d3-N-MeFOSA

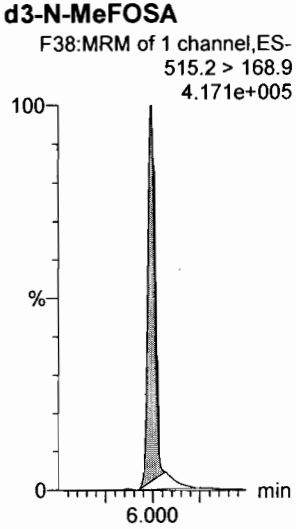

13C2-PFDoA

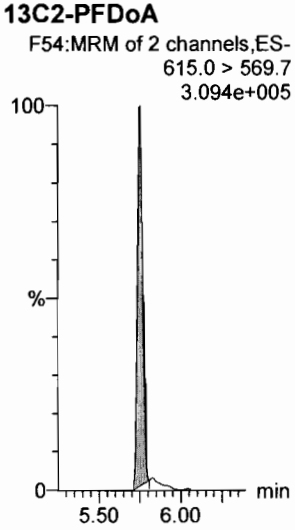

Dataset: F:\Projects\PFAS.PRO\Results\180301M1\180301M1-CRV.qld

Last Altered: Saturday, March 03, 2018 05:04:35 Pacific Standard Time
Printed: Saturday, March 03, 2018 05:05:07 Pacific Standard Time

Name: 180301M1_11, Date: 02-Mar-2018, Time: 02:35:03, ID: ST180301M1-10 PFC CS7 18B2321, Description: PFC CS7 18B2321

PFTeDA

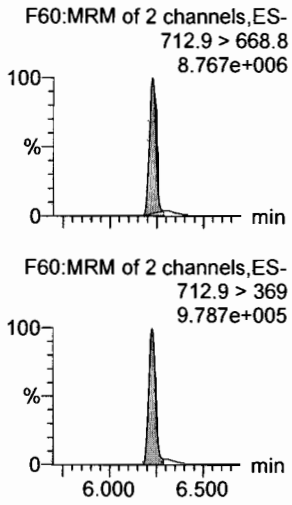

N-EtFOSA

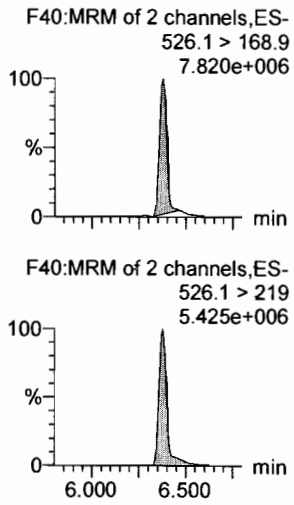

PFHxDA

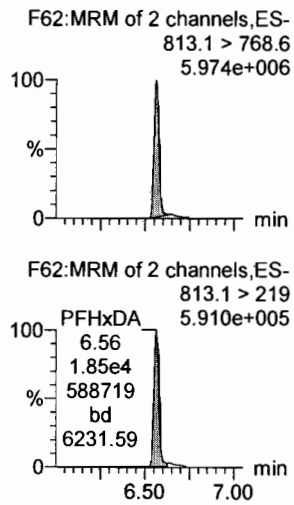

PFODA

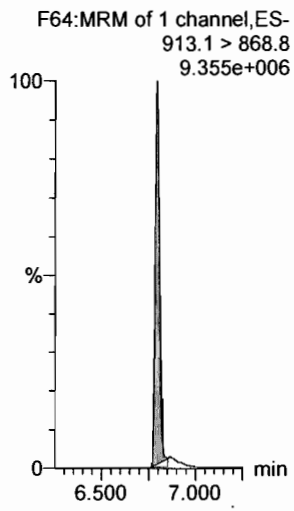

N-MeFOSE

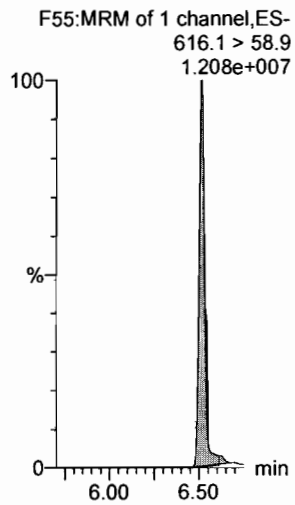

N-EtFOSE

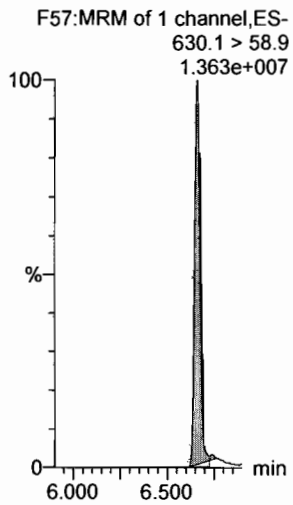

13C2-PFTeDA

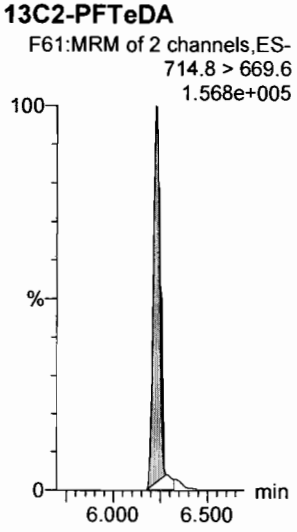

d5-N-ETFOSA

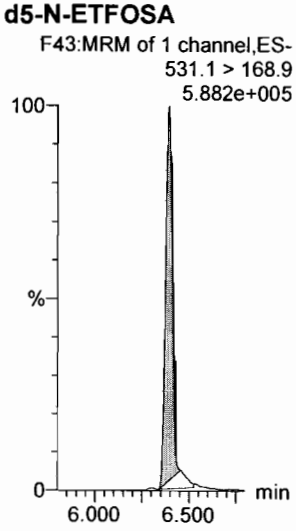

13C2-PFHxDA

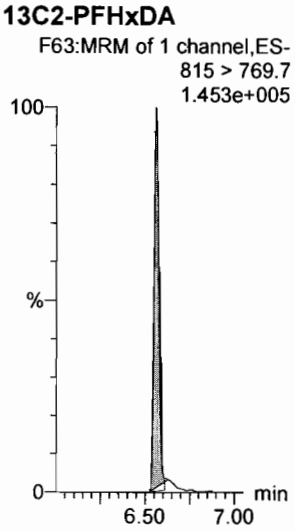

13C2-PFHxDA

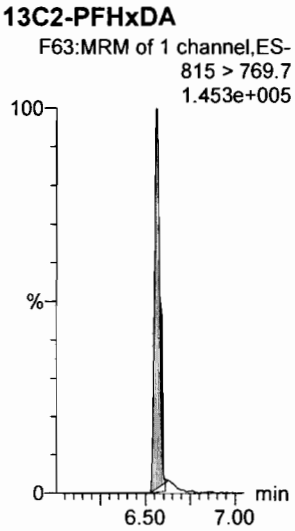

d7-N-MeFOSE

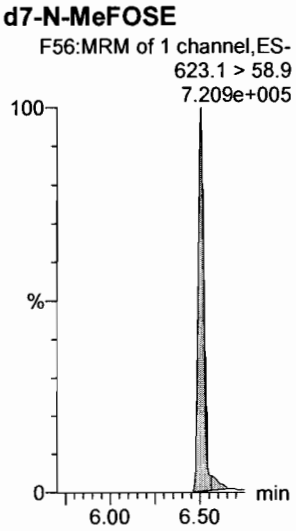

d9-N-EtFOSE

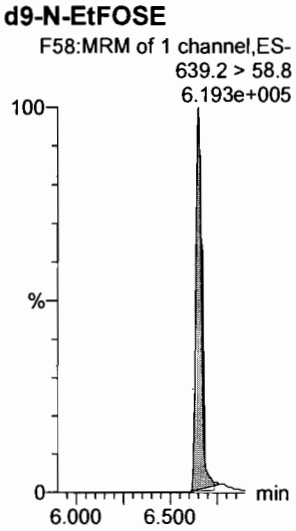

Dataset: F:\Projects\PFAS.PRO\Results\180301M1\180301M1-CRV.qld

Last Altered: Saturday, March 03, 2018 05:04:35 Pacific Standard Time
Printed: Saturday, March 03, 2018 05:05:07 Pacific Standard Time

Name: 180301M1_11, Date: 02-Mar-2018, Time: 02:35:03, ID: ST180301M1-10 PFC CS7 18B2321, Description: PFC CS7 18B2321

13C4-PFBA

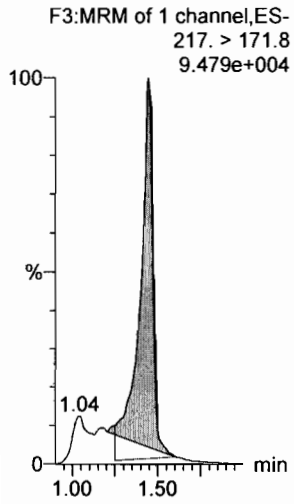

13C5-PFHxA

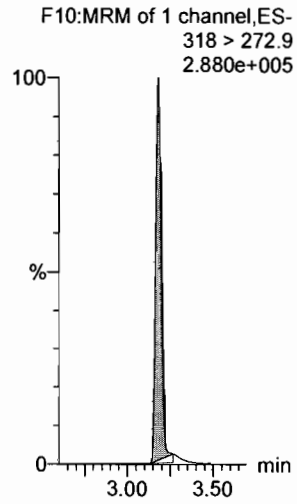

13C3-PFHxS

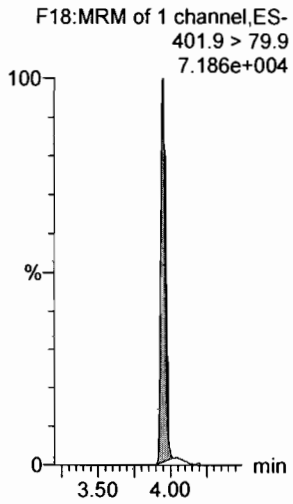

13C8-PFOA

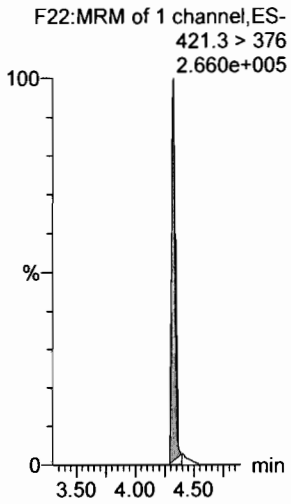

13C9-PFNA

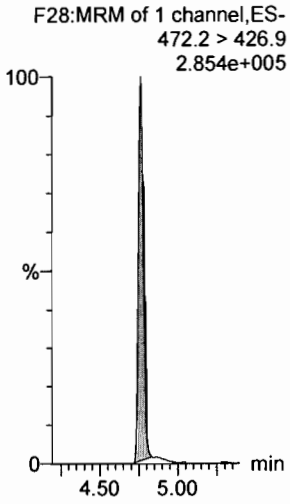

13C4-PFOS

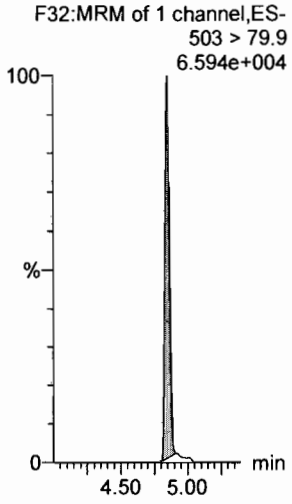

13C6-PFDA

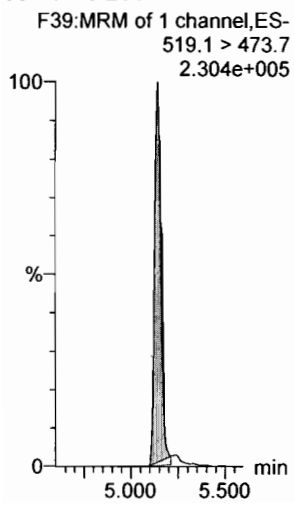

13C7-PFUdA

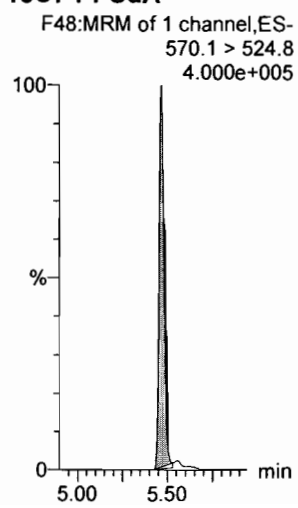

Vista Analytical Laboratory

Dataset: F:\Projects\PFAS.PRO\Results\180301M1\180301M1-13.qld

Last Altered: Monday, March 05, 2018 08:41:59 Pacific Standard Time
Printed: Monday, March 05, 2018 08:42:12 Pacific Standard Time

Method: F:\Projects\PFAS.PRO\MethDB\PFAS_FULL_80C_022718.mdb 28 Feb 2018 13:19:45
Calibration: F:\Projects\PFAS.PRO\CurveDB\C18_VAL-PFAS_Q4_03-01-18-FULL.cdb 05 Mar 2018 08:17:35

Name: 180301M1_13, Date: 02-Mar-2018, Time: 02:58:02, ID: ICV180301M1-1 PFC ICV 18B2311, Description: PFC ICV 18B2311

	#	Name	Trace	Area	IS Area	RRF	Pred.RT	RT	y Axis Resp.	Conc.	%Rec	Recovery Out
1	1	PFBA	213.0 > 168.8	5.21e3	6.54e3		1.46	1.46	9.95	8.21	82.1	NO
2	2	PFPeA	263.1 > 218.9	8.61e3	1.19e4		2.31	2.42	9.08	9.02	90.2	NO
3	3	PFBS	299.0 > 79.7	1.78e3	1.49e3		2.60	2.69	14.9	8.33	83.3	NO
4	4	4:2 FTS	327.2>307.2	1.43e3	1.49e3		3.00	3.09	12.1	8.66	86.6	NO
5	5	PFHxA	313.2 > 268.9	1.07e4	3.56e3		3.19	3.19	15.0	9.75	97.5	NO
6	6	PFPeS	349.1>80.1	2.08e3	1.49e3		3.39	3.39	17.5	8.91	89.1	NO
7	7	PFHpA	363.0 > 318.9	9.01e3	9.10e3		3.81	3.80	12.4	9.05	90.5	NO
8	8	L-PFHxS	398.9 > 79.6	1.27e3	1.32e3		4.17	3.95	12.0	7.01	70.1	NO
9	10	6:2 FTS	427.1 > 407	2.15e3	1.36e4		4.28	4.28	1.97	10.8	108.5	NO
10	11	L-PFOA	413 > 368.7	9.54e3	1.36e4		4.40	4.33	8.74	8.95	89.5	NO
11	13	PFHpS	449 > 80.0	2.37e3	1.36e4		4.44	4.44	2.18	9.21	92.1	NO
12	14	PFNA	463.0 > 418.8	1.09e4	1.17e4		4.76	4.77	11.6	8.14	81.4	NO
13	15	PFOSA	498.1 > 77.8	2.48e3	3.47e3		4.83	4.84	8.92	8.37	83.7	NO
14	16	L-PFOS	499 > 79.9	2.41e3	3.35e3		4.90	4.85	8.97	8.10	81.0	NO
15	18	PFDA	513 > 468.8	1.39e4	1.38e4		5.14	5.15	12.6	8.51	85.1	NO
16	19	8:2 FTS	527 > 506.9	2.13e3	1.36e4		5.12	5.12	1.95	9.23	92.3	NO
17	20	PFNS	549.1>80.1	2.07e3	3.35e3		5.08	5.21	7.70	8.31	83.1	NO
18	21	N-MeFOSAA	570.1 > 419	5.25e3	5.07e3		5.29	5.30	13.0	8.79	87.9	NO
19	22	N-EtFOSAA	584.2 > 419	4.43e3	5.15e3		5.45	5.46	10.7	11.1	110.9	NO
20	23	PFUdA	563.0 > 518.9	1.10e4	1.58e4		5.46	5.47	8.70	8.25	82.5	NO
21	24	PFDS	598.8 > 80	2.64e3	1.58e4		5.51	5.52	2.08	7.39	73.9	NO
22	25	PFDoA	612.9 > 569.0	1.19e4	1.10e4		5.74	5.76	13.5	10.1	101.1	NO
23	26	N-MeFOSA	512.1 > 168.9		1.90e4		5.84					NO
24	27	PFTrDA	662.9 > 618.9	1.21e4	1.10e4		5.98	6.01	13.7	9.05	90.5	NO
25	28	PFTeDA	712.9 > 668.8	1.00e4	5.84e3		6.20	6.23	21.4	7.90	79.0	NO
26	29	N-EtFOSA	526.1 > 168.9		3.05e4		6.22					NO
27	30	PFHxDA	813.1 > 768.6		4.33e3		6.51					NO
28	31	PFODA	913.1 > 868.8		4.33e3		6.74					NO
29	32	N-MeFOSE	616.1 > 58.9		2.95e4		6.31					NO
30	33	N-EtFOSE	630.1 > 58.9		2.27e4		6.45					NO
31	34	13C3-PFBA	216.1 > 171.8	6.54e3	7.09e3	0.895	1.46	1.45	11.5	12.9	103.0	NO

Vista Analytical Laboratory

Dataset: F:\Projects\PFAS.PRO\Results\180301M1\180301M1-13.qld

Last Altered: Monday, March 05, 2018 08:41:59 Pacific Standard Time
Printed: Monday, March 05, 2018 08:42:12 Pacific Standard Time

Name: 180301M1_13, Date: 02-Mar-2018, Time: 02:58:02, ID: ICV180301M1-1 PFC ICV 18B2311, Description: PFC ICV 18B2311

	#	Name	Trace	Area	IS Area	RRF	Pred.RT	RT	y Axis Resp.	Conc.	%Rec	Recovery Out
32	35	13C3-PFPeA	266. > 221.8	1.19e4	1.34e4	0.983	2.42	2.42	11.1	11.3	90.1	NO
33	36	13C3-PFBS	302. > 98.8	1.49e3	1.34e4	0.125	2.69	2.69	1.39	11.1	88.9	NO
34	37	13C2-PFHxA	315 > 269.8	3.56e3	1.34e4	0.722	3.19	3.19	3.32	4.60	92.0	NO
35	38	13C4-PFHpA	367.2 > 321.8	9.10e3	1.34e4	0.687	3.81	3.80	8.50	12.4	98.9	NO
36	39	18O2-PFHxS	403.0 > 102.6	1.32e3	3.22e3	0.367	3.96	3.96	5.14	14.0	112.1	NO
37	40	13C2-PFOA	414.9 > 369.7	1.36e4	1.12e4	1.260	4.33	4.33	15.2	12.0	96.3	NO
38	41	13C5-PFNA	468.2 > 422.9	1.17e4	1.14e4	0.959	4.76	4.77	12.8	13.3	106.6	NO
39	42	13C8-PFOSA	506.1 > 77.7	3.47e3	1.43e4	0.229	4.83	4.84	3.03	13.2	105.7	NO
40	43	13C8-PFOS	507.0 > 79.9	3.35e3	2.98e3	1.053	4.84	4.85	14.1	13.4	106.8	NO
41	44	13C2-PFDA	515.1 > 469.9	1.38e4	1.34e4	0.977	5.14	5.15	12.8	13.2	105.2	NO
42	45	d3-N-MeFOSAA	573.3 > 419	5.07e3	1.43e4	0.384	5.29	5.30	4.42	11.5	92.0	NO
43	46	d5-N-EtFOSAA	589.3 > 419	5.15e3	1.43e4	0.403	5.45	5.46	4.50	11.2	89.3	NO
44	47	13C2-PFUdA	565 > 519.8	1.58e4	1.43e4	1.019	5.46	5.47	13.8	13.6	108.4	NO
45	48	13C2-PFDoA	615.0 > 569.7	1.10e4	1.43e4	0.908	5.74	5.76	9.61	10.6	84.7	NO
46	49	d3-N-MeFOSA	515.2 > 168.9	1.90e4	1.43e4	0.117	5.84	6.01	16.6	141	94.2	NO
47	50	13C2-PFTeDA	714.8 > 669.6	5.84e3	1.43e4	0.414	6.20	6.23	5.09	12.3	98.4	NO
48	51	d5-N-ETFOSA	531.1 > 168.9	3.05e4	1.43e4	0.181	6.22	6.40	26.6	147	97.9	NO
49	52	13C2-PFHxDA	815 > 769.7	4.33e3	1.43e4	0.782	6.51	6.57	3.77	4.83	96.5	NO
50	53	d7-N-MeFOSE	623.1 > 58.9	2.95e4	1.43e4	0.172	6.31	6.51	25.7	150	99.8	NO
51	54	d9-N-EtFOSE	639.2 > 58.8	2.27e4	1.43e4	0.146	6.45	6.66	19.8	135	90.0	NO
52	55	13C4-PFBA	217. > 171.8	7.09e3	7.09e3	1.000	1.46	1.45	12.5	12.5	100.0	NO
53	56	13C5-PFHxA	318 > 272.9	1.34e4	1.34e4	1.000	3.19	3.19	12.5	12.5	100.0	NO
54	57	13C3-PFHxS	401.9 > 79.9	3.22e3	3.22e3	1.000	3.96	3.95	12.5	12.5	100.0	NO
55	58	13C8-PFOA	421.3 > 376	1.12e4	1.12e4	1.000	4.33	4.33	12.5	12.5	100.0	NO
56	59	13C9-PFNA	472.2 > 426.9	1.14e4	1.14e4	1.000	4.70	4.77	12.5	12.5	100.0	NO
57	60	13C4-PFOS	503 > 79.9	2.98e3	2.98e3	1.000	4.84	4.85	12.5	12.5	100.0	NO
58	61	13C6-PFDA	519.1 > 473.7	1.34e4	1.34e4	1.000	5.14	5.15	12.5	12.5	100.0	NO
59	62	13C7-PFUdA	570.1 > 524.8	1.43e4	1.43e4	1.000	5.46	5.47	12.5	12.5	100.0	NO

Vista Analytical Laboratory

Dataset: F:\Projects\PFAS.PRO\Results\180301M1\180301M1-13.qld

Last Altered: Monday, March 05, 2018 08:41:59 Pacific Standard Time
Printed: Monday, March 05, 2018 08:42:12 Pacific Standard Time

Method: F:\Projects\PFAS.PRO\MethDB\PFAS_FULL_80C_022718.mdb 28 Feb 2018 13:19:45
Calibration: F:\Projects\PFAS.PRO\CurveDB\C18_VAL-PFAS_Q4_03-01-18-FULL.cdb 05 Mar 2018 08:17:35

Name: 180301M1_13, Date: 02-Mar-2018, Time: 02:58:02, ID: ICV180301M1-1 PFC ICV 18B2311, Description: PFC ICV 18B2311

PFBA

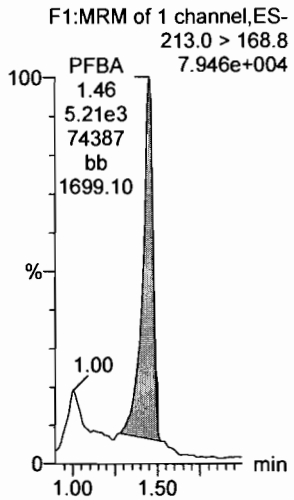

PFPeA

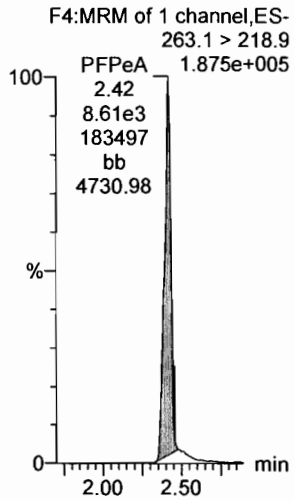

PFBS

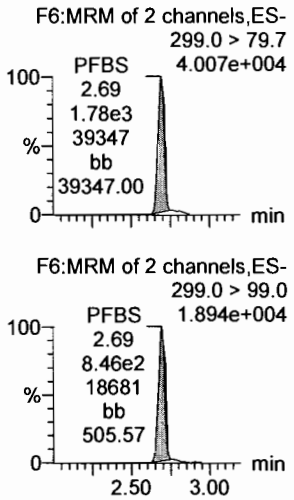

4:2 FTS

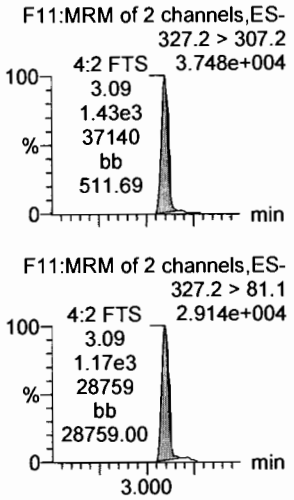

PFHxA

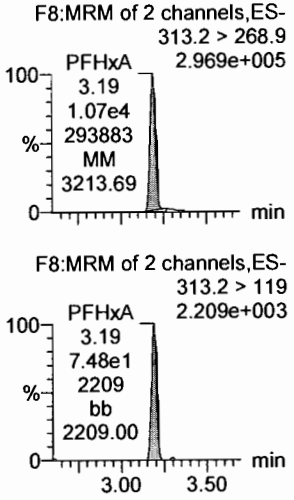

PFPeS

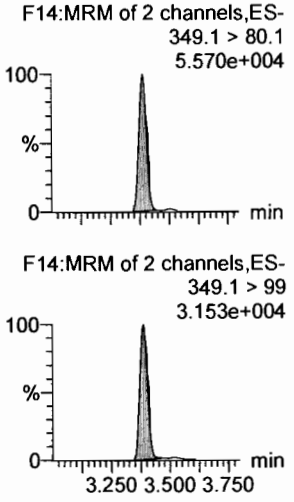

13C3-PFBA

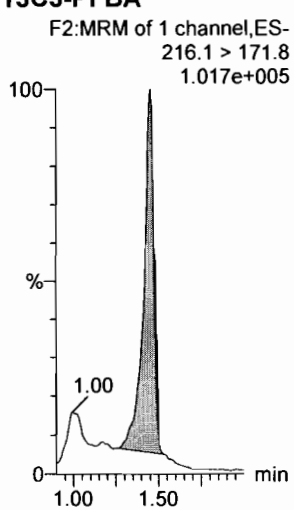

13C3-PFPeA

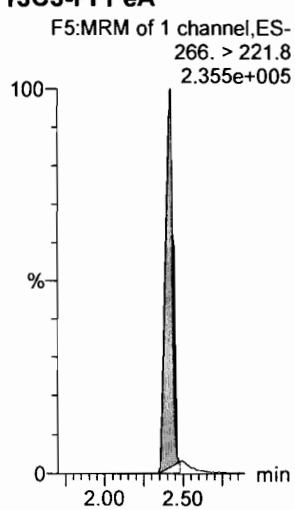

13C3-PFBS

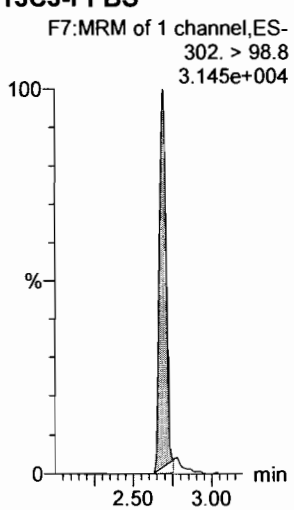

13C3-PFBS

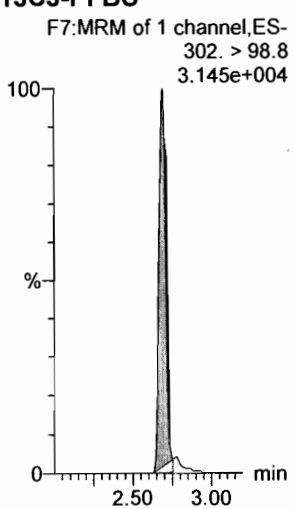

13C2-PFHxA

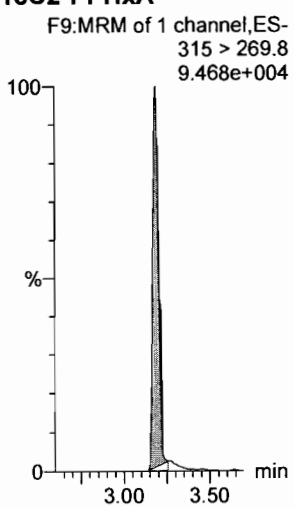

13C3-PFBS

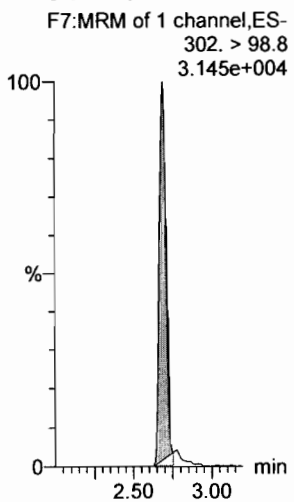

Dataset: F:\Projects\PFAS.PRO\Results\180301M1\180301M1-13.qld

Last Altered: Monday, March 05, 2018 08:41:59 Pacific Standard Time
Printed: Monday, March 05, 2018 08:42:12 Pacific Standard Time

Name: 180301M1_13, Date: 02-Mar-2018, Time: 02:58:02, ID: ICV180301M1-1 PFC ICV 18B2311, Description: PFC ICV 18B2311

6:2 FTS

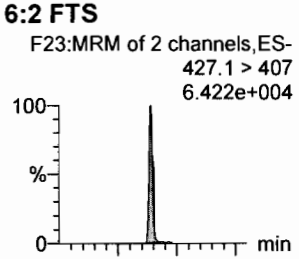

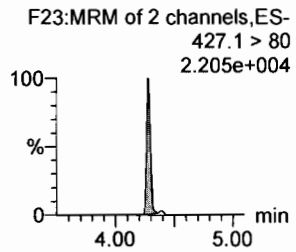

PFHpA

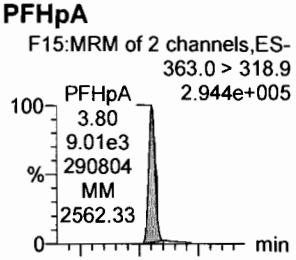

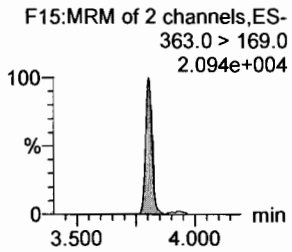

L-PFHxS

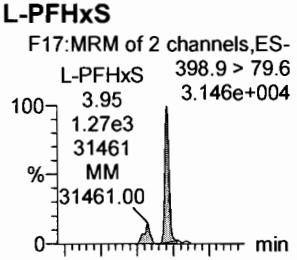

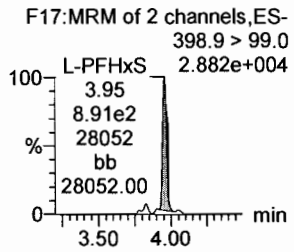

L-PFOA

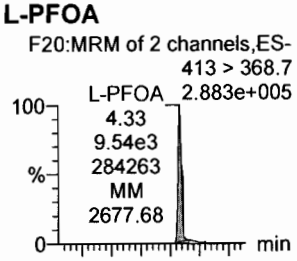

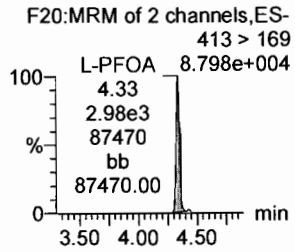

PFHpS

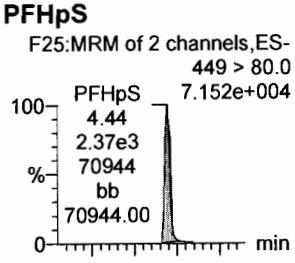

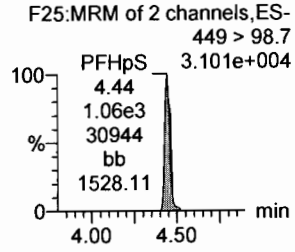

PFNA

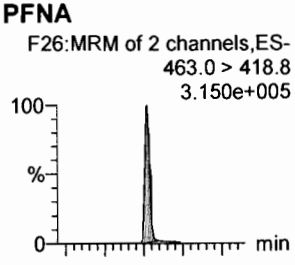

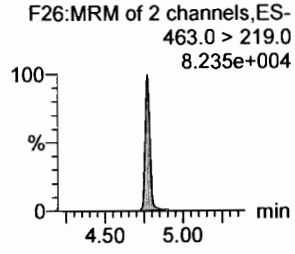

18O2-PFHxS

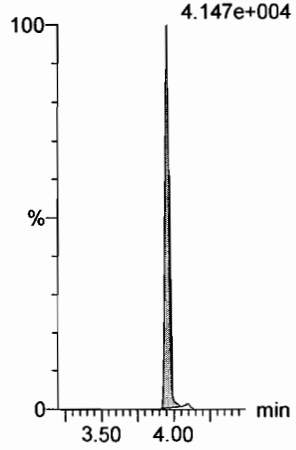

13C4-PFHpA

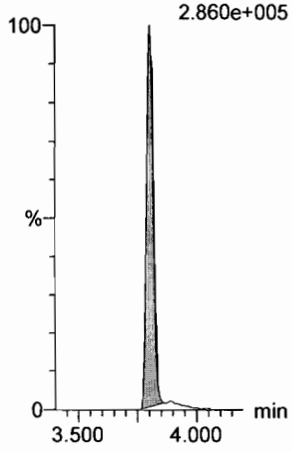

13C2-PFOA

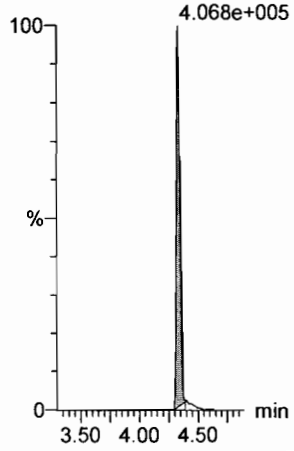

13C2-PFOA

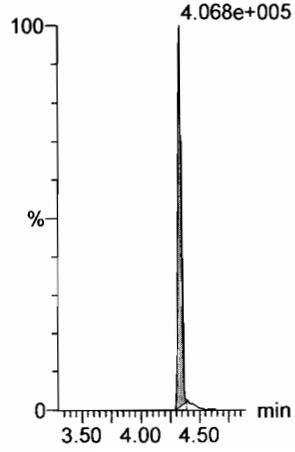

13C2-PFOA

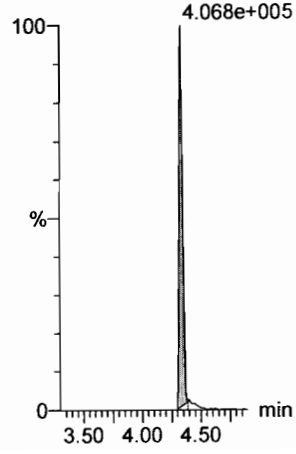

13C5-PFNA

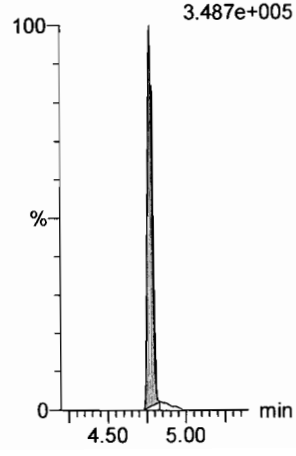

Dataset: F:\Projects\PFAS.PRO\Results\180301M1\180301M1-13.qld

Last Altered: Monday, March 05, 2018 08:41:59 Pacific Standard Time
Printed: Monday, March 05, 2018 08:42:12 Pacific Standard Time

Name: 180301M1_13, Date: 02-Mar-2018, Time: 02:58:02, ID: ICV180301M1-1 PFC ICV 18B2311, Description: PFC ICV 18B2311

PFOSA

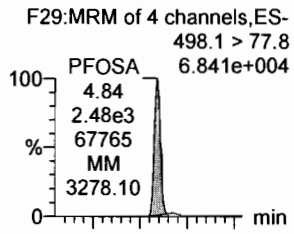

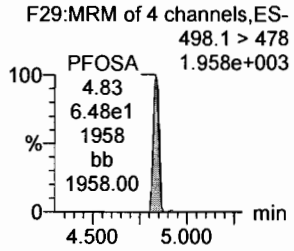

L-PFOS

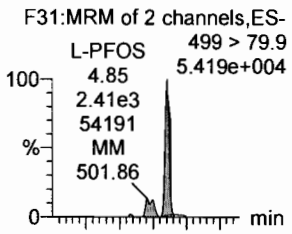

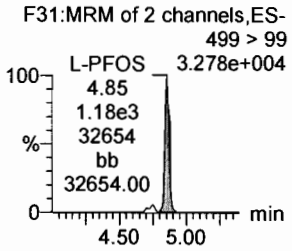

PFDA

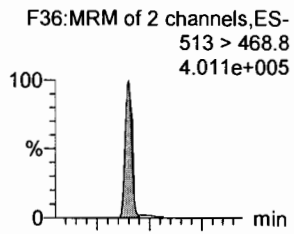

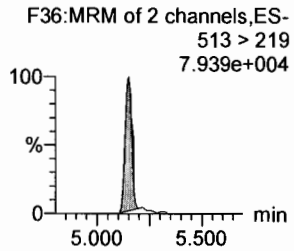

8:2 FTS

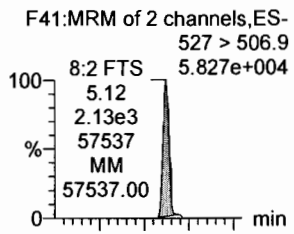

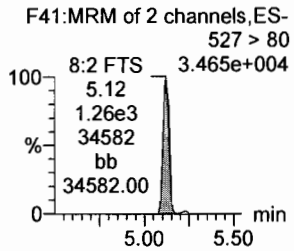

PFNS

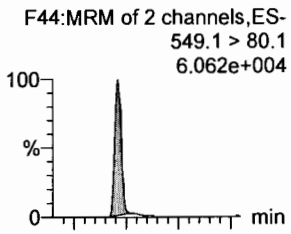

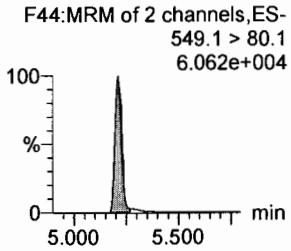

N-MeFOSAA

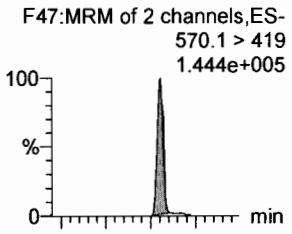

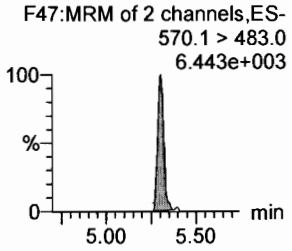

13C8-PFOSA

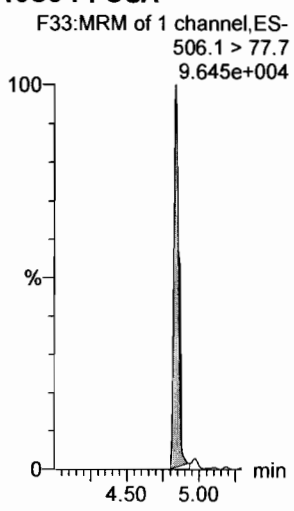

13C8-PFOS

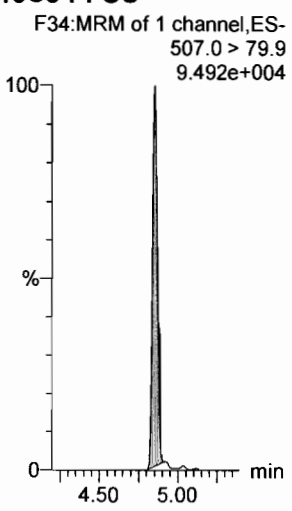

13C2-PFDA

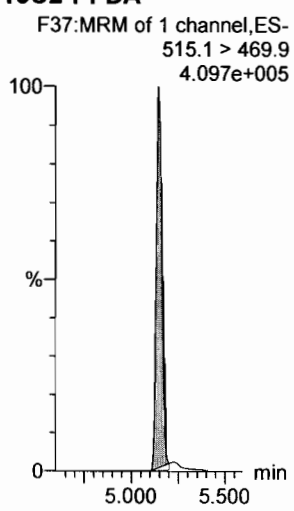

13C2-PFOA

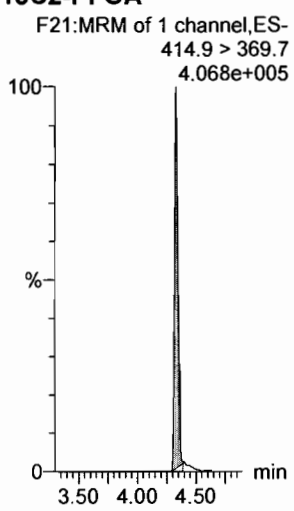

13C2-PFOA

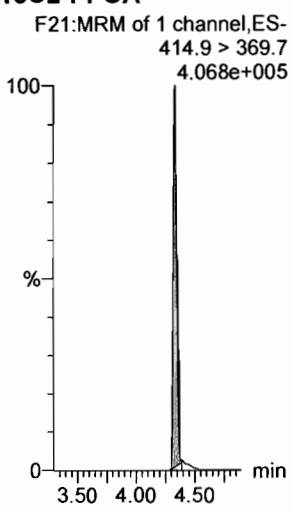

d3-N-MeFOSAA

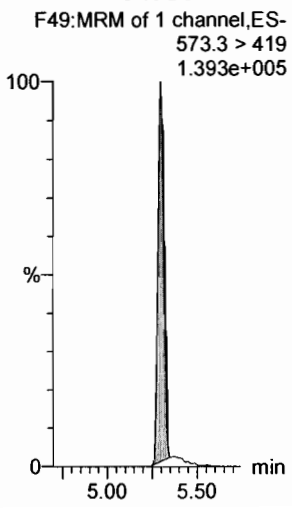

Dataset: F:\Projects\PFAS.PRO\Results\180301M1\180301M1-13.qld

Last Altered: Monday, March 05, 2018 08:41:59 Pacific Standard Time
Printed: Monday, March 05, 2018 08:42:12 Pacific Standard Time

Name: 180301M1_13, Date: 02-Mar-2018, Time: 02:58:02, ID: ICV180301M1-1 PFC ICV 18B2311, Description: PFC ICV 18B2311

N-EtFOSAA

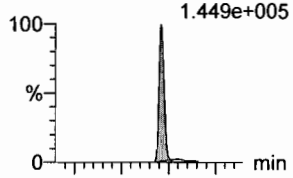

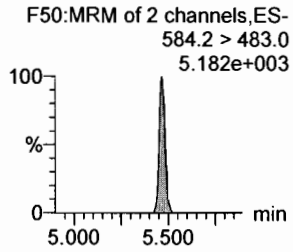

PFDoA

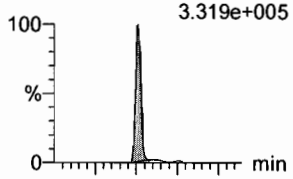

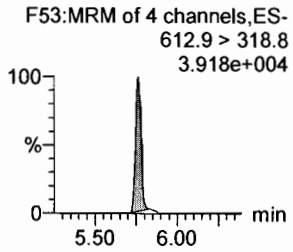

PFDS

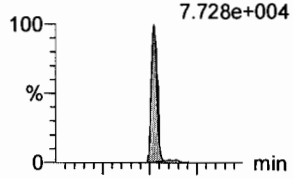

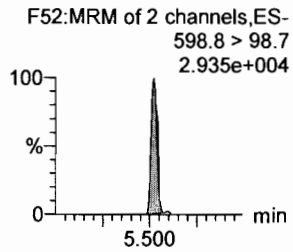

PFUdA

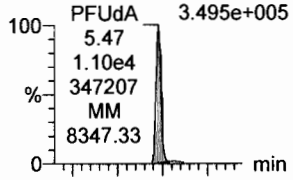

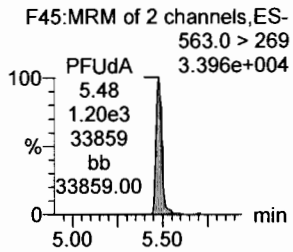

N-MeFOSA

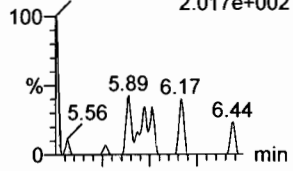

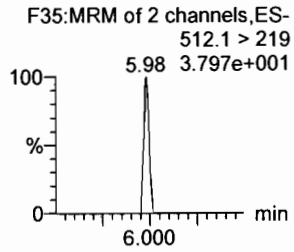

PFTrDA

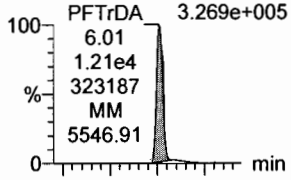

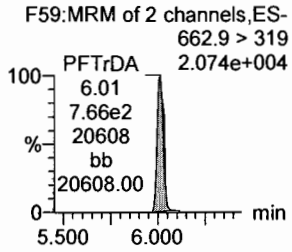

d5-N-EtFOSAA

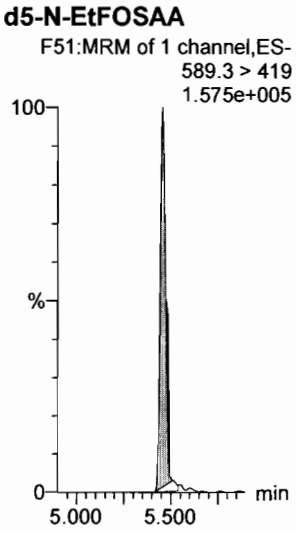

13C2-PFDoA

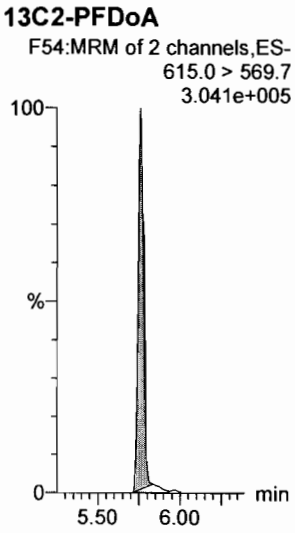

13C2-PFUdA



13C2-PFUdA

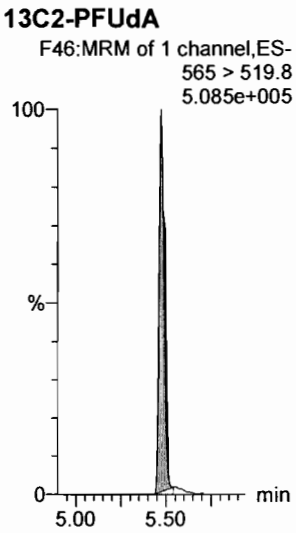

d3-N-MeFOSA

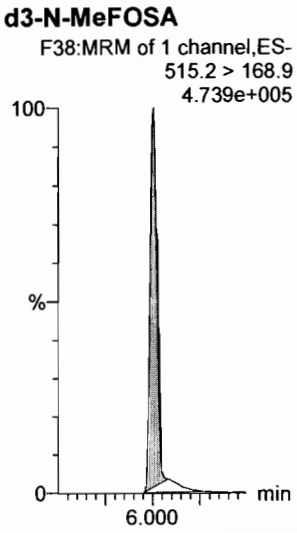

13C2-PFDoA

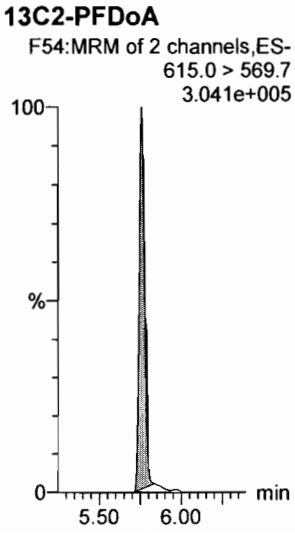

Dataset: F:\Projects\PFAS.PRO\Results\180301M1\180301M1-13.qld

Last Altered: Monday, March 05, 2018 08:41:59 Pacific Standard Time
Printed: Monday, March 05, 2018 08:42:12 Pacific Standard Time

Name: 180301M1_13, Date: 02-Mar-2018, Time: 02:58:02, ID: ICV180301M1-1 PFC ICV 18B2311, Description: PFC ICV 18B2311

PFTeDA

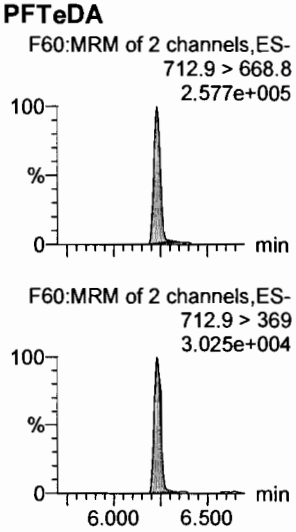

N-EtFOSA

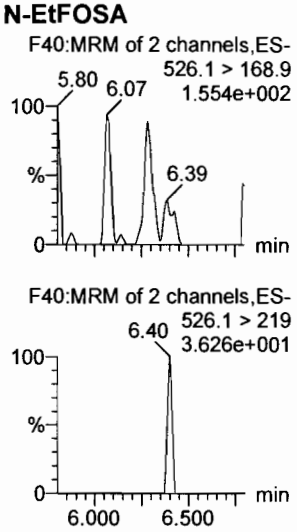

PFHxDA

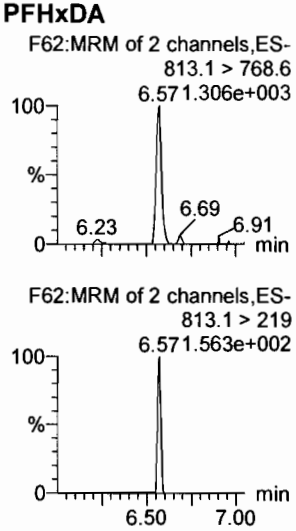

PFODA

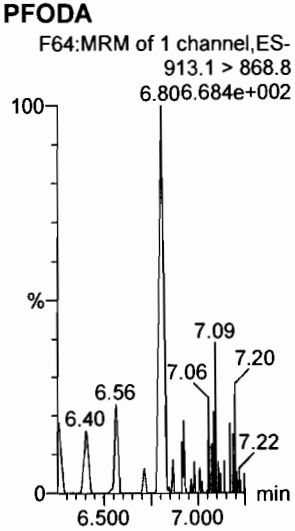

N-MeFOSE

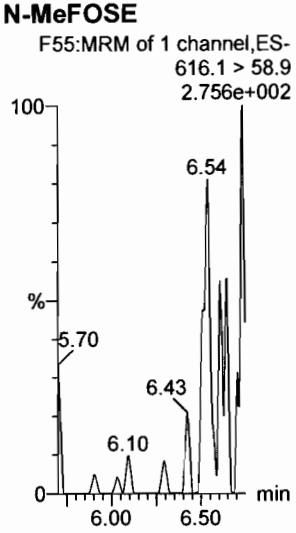

N-EtFOSE

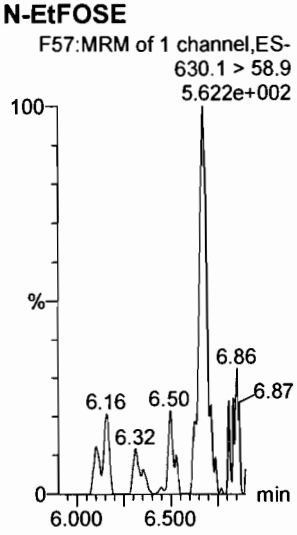

13C2-PFTeDA

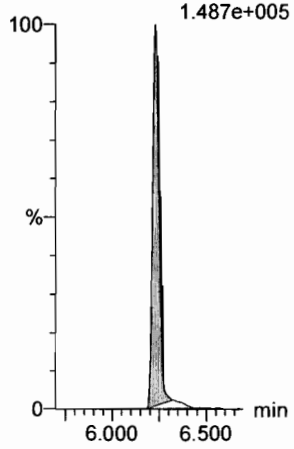

d5-N-ETFOSA

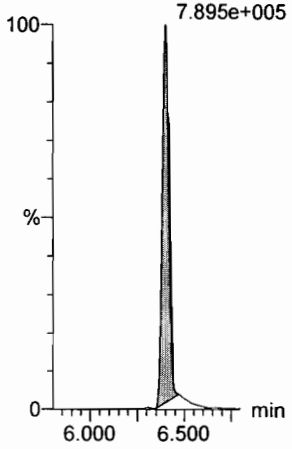

13C2-PFHxDA

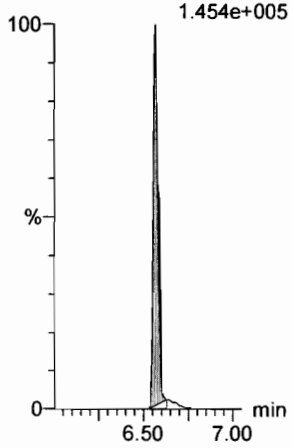

13C2-PFHxDA

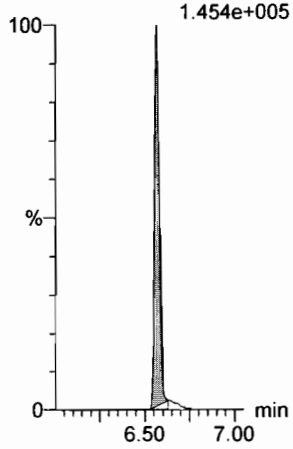

d7-N-MeFOSE

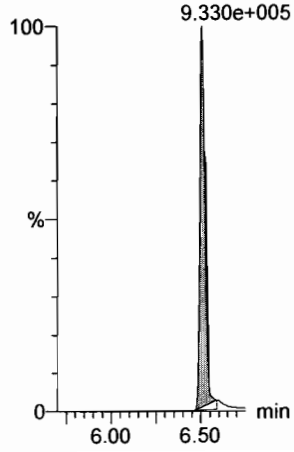

d9-N-EtFOSE

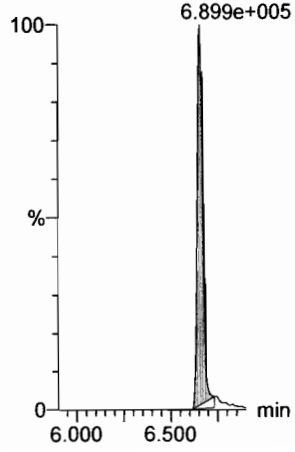

Dataset: F:\Projects\PFAS.PRO\Results\180301M1\180301M1-13.qld

Last Altered: Monday, March 05, 2018 08:41:59 Pacific Standard Time
Printed: Monday, March 05, 2018 08:42:12 Pacific Standard Time

Name: 180301M1_13, Date: 02-Mar-2018, Time: 02:58:02, ID: ICV180301M1-1 PFC ICV 18B2311, Description: PFC ICV 18B2311

13C4-PFBA

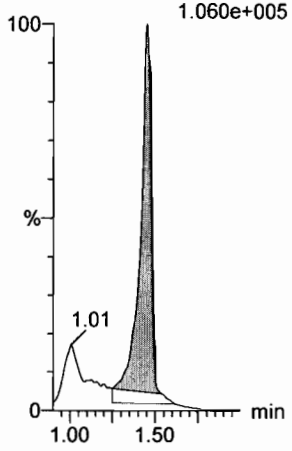

13C5-PFHxA

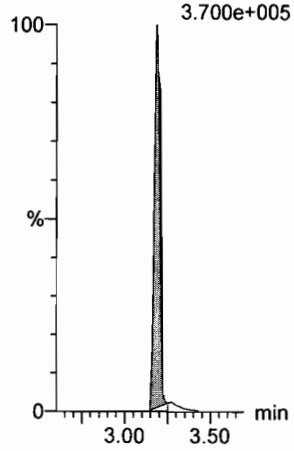

13C3-PFHxS

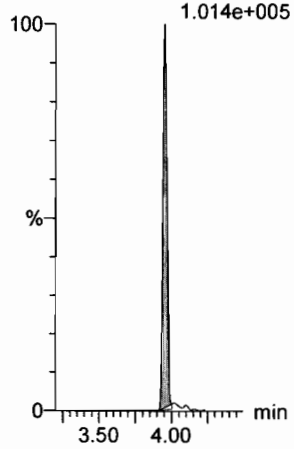

13C8-PFOA

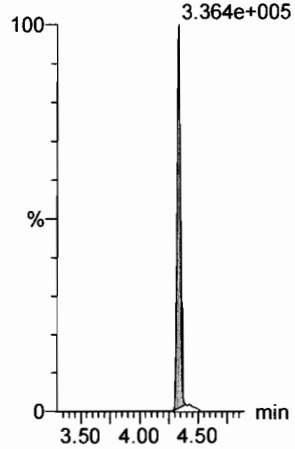

13C9-PFNA

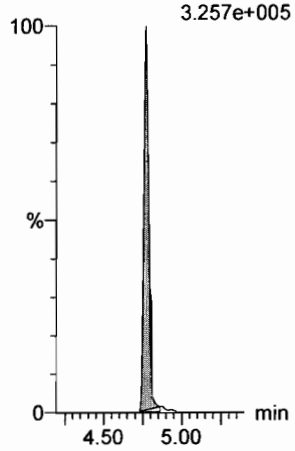

13C4-PFOS

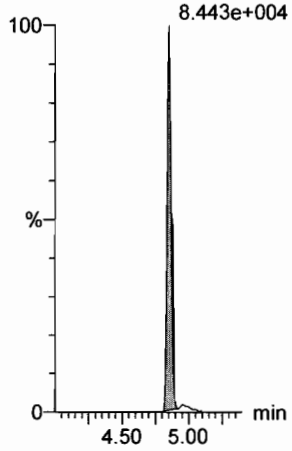

13C6-PFDA

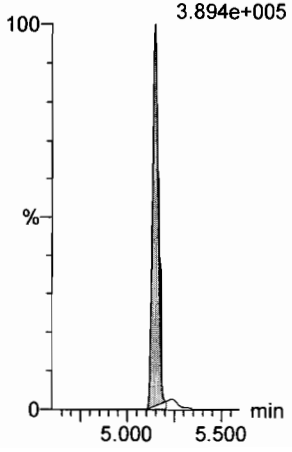

13C7-PFUdA

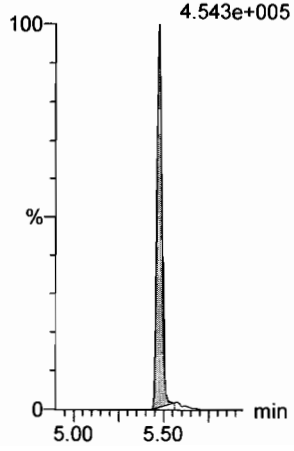

Vista Analytical Laboratory

Dataset: Untitled

Last Altered: Saturday, March 03, 2018 05:33:33 Pacific Standard Time
Printed: Saturday, March 03, 2018 05:33:41 Pacific Standard Time

Method: F:\Projects\PFAS.PRO\MethDB\PFAS_FULL_80C_022718.mdb 28 Feb 2018 13:19:45
Calibration: F:\Projects\PFAS.PRO\CurveDB\C18_VAL-PFAS_Q4_03-01-18-FULL.cdb 03 Mar 2018 05:24:54

Name: 180301M1_12, Date: 02-Mar-2018, Time: 02:46:32, ID: IPA, Description: IPA

PFBA

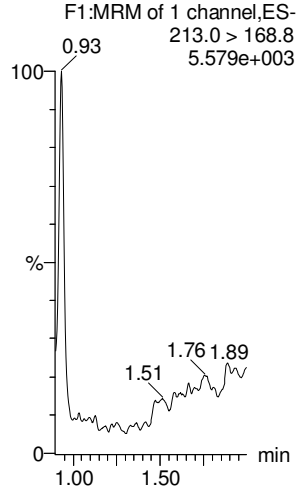

PFPeA

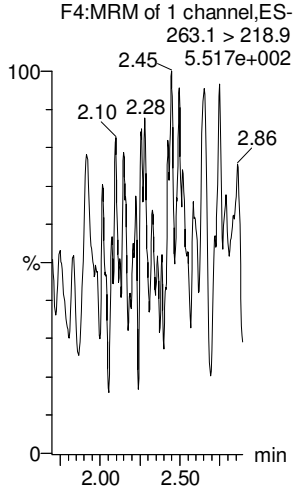

PFBS

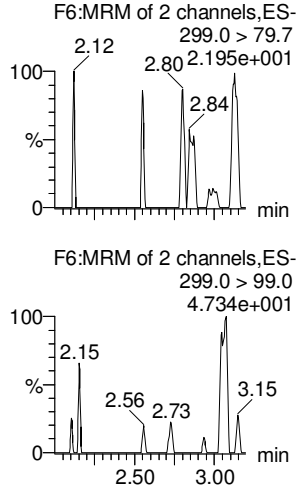

4:2 FTS

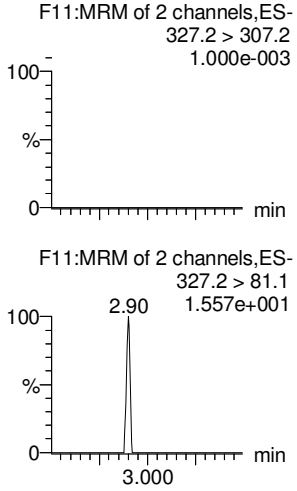

PFHxA

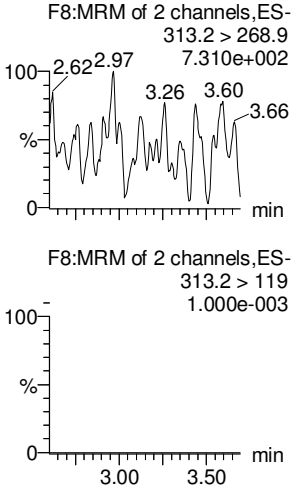

PFPeS

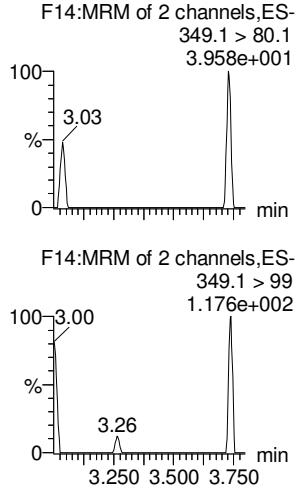

13C3-PFBA

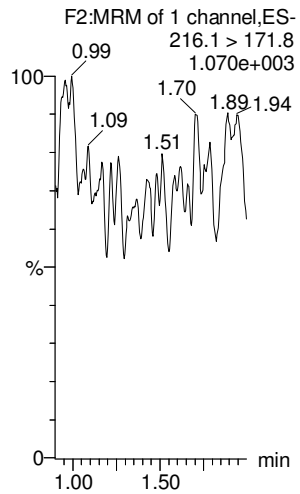

13C3-PFPeA

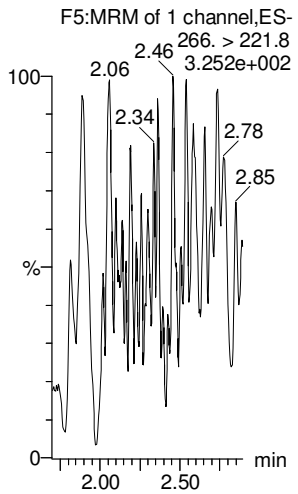

13C3-PFBS

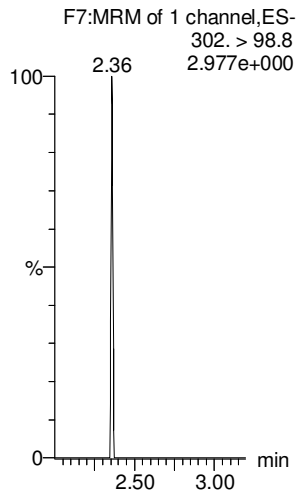

13C3-PFBS

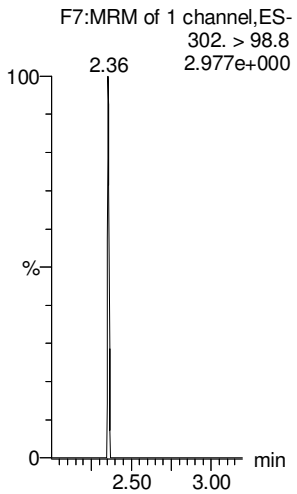

13C2-PFHxA



13C3-PFBS

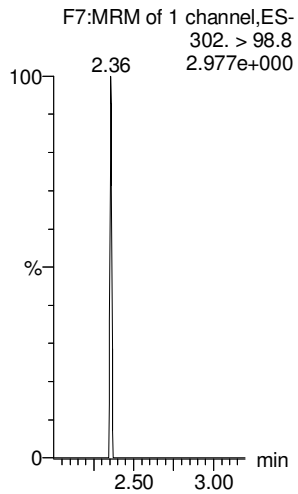

Dataset: Untitled

Last Altered: Saturday, March 03, 2018 05:33:33 Pacific Standard Time
Printed: Saturday, March 03, 2018 05:33:41 Pacific Standard Time

Name: 180301M1_12, Date: 02-Mar-2018, Time: 02:46:32, ID: IPA, Description: IPA

6:2 FTS

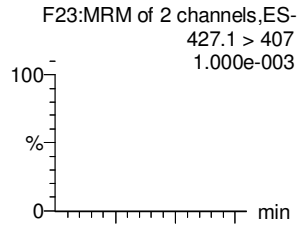

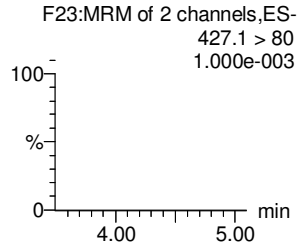

PFHpA

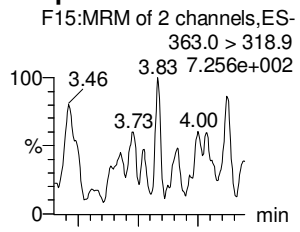

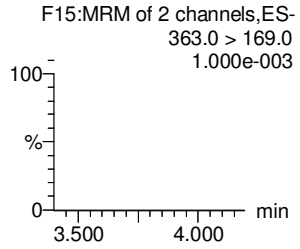

L-PFHxS

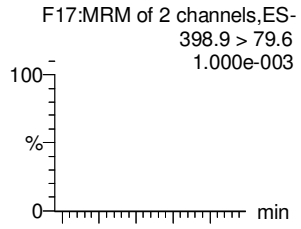

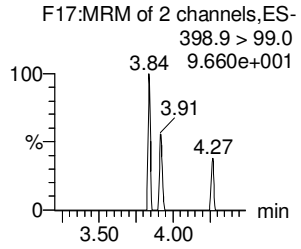

L-PFOA

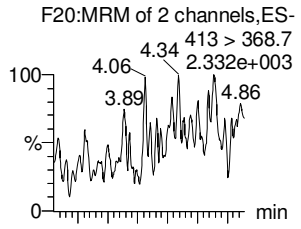

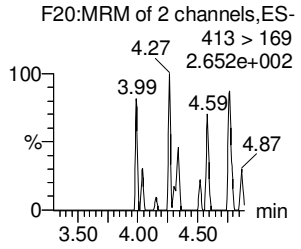

PFHpS

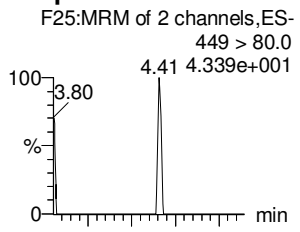

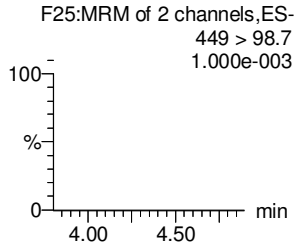

PFNA

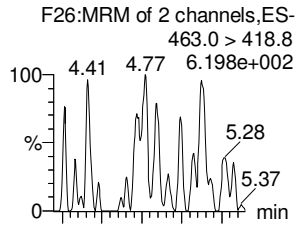

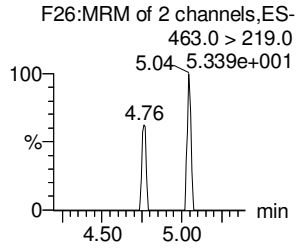

18O2-PFHxS

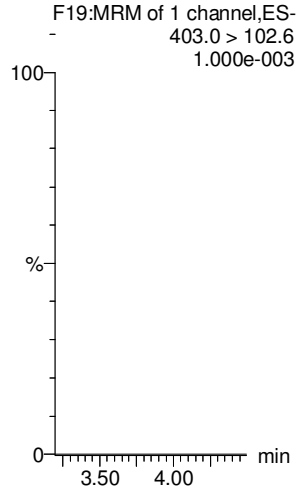

13C4-PFHpA

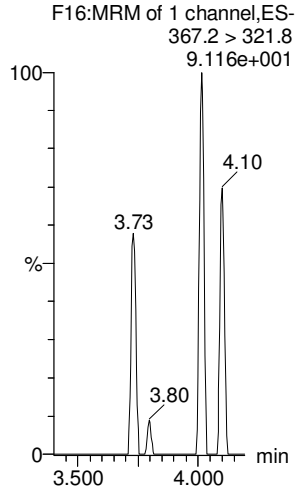

13C2-PFOA

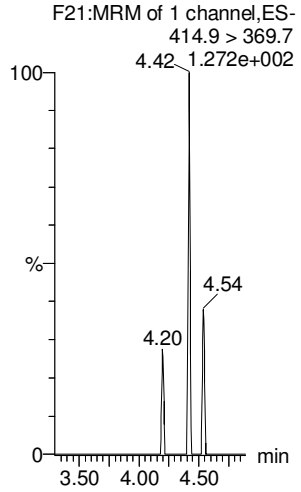

13C2-PFOA

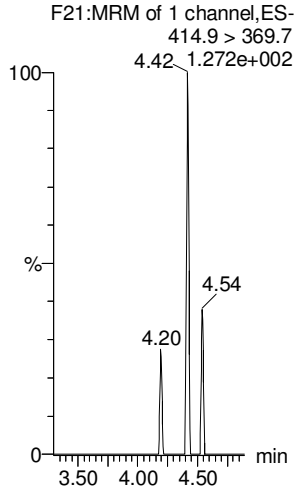

13C2-PFOA

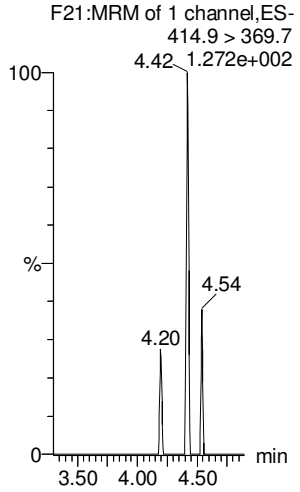

13C5-PFNA

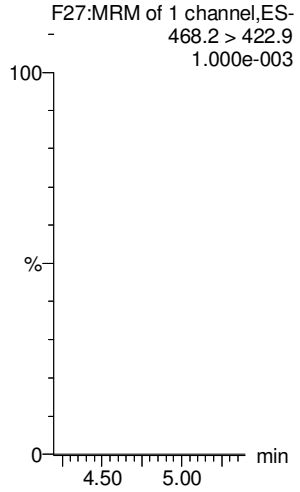

Dataset: Untitled

Last Altered: Saturday, March 03, 2018 05:33:33 Pacific Standard Time
Printed: Saturday, March 03, 2018 05:33:41 Pacific Standard Time

Name: 180301M1_12, Date: 02-Mar-2018, Time: 02:46:32, ID: IPA, Description: IPA

PFOSA

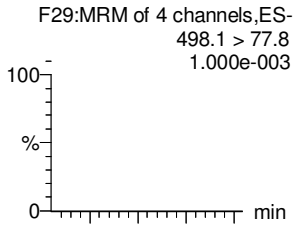

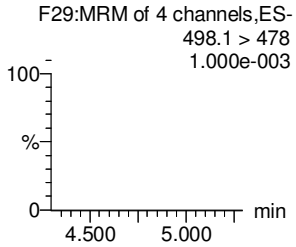

L-PFOS

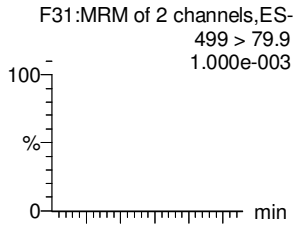

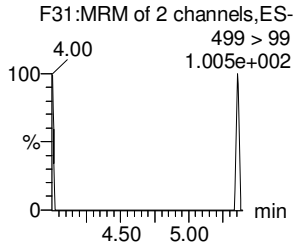

PFDA

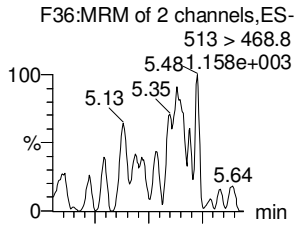

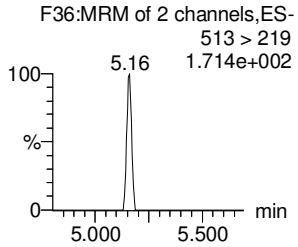

8:2 FTS

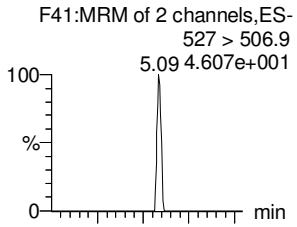

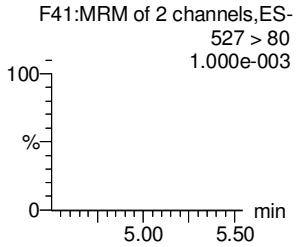

PFNS

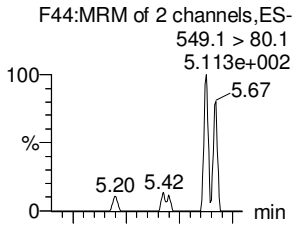

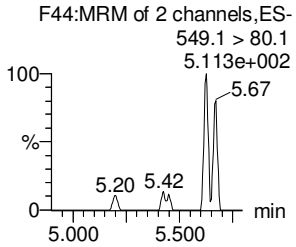

N-MeFOSAA

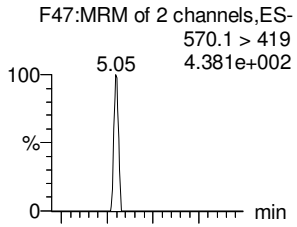

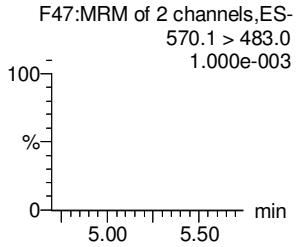

13C8-PFOSA

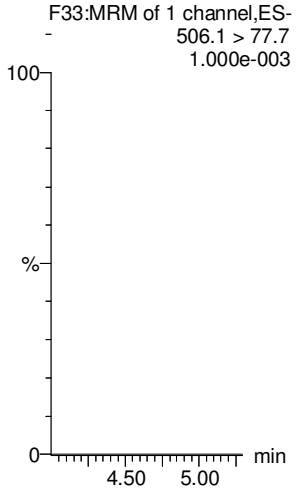

13C8-PFOS

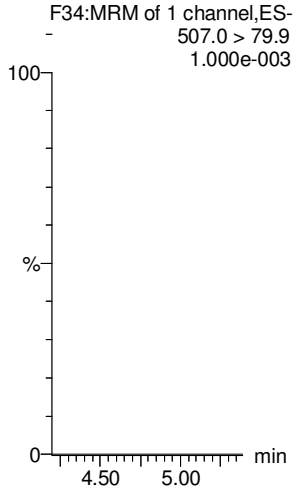

13C2-PFDA

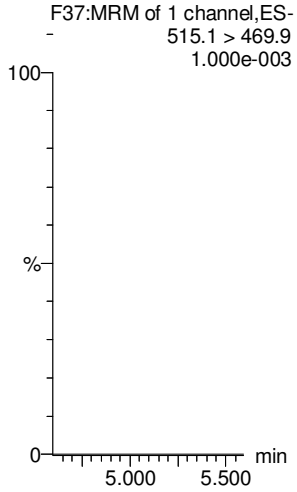

13C2-PFOA

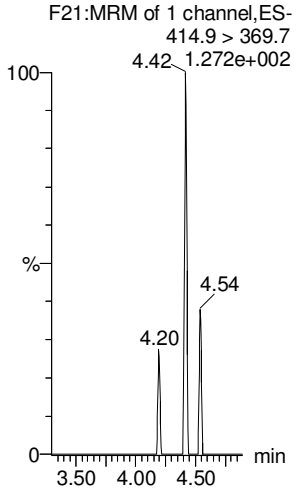

13C2-PFOA

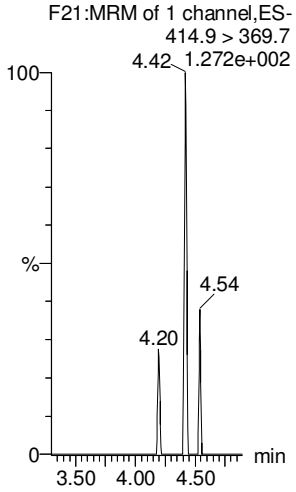

d3-N-MeFOSAA

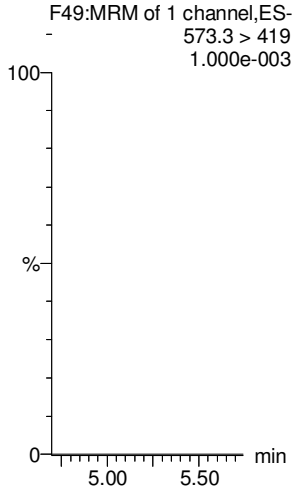

Dataset: Untitled

Last Altered: Saturday, March 03, 2018 05:33:33 Pacific Standard Time
Printed: Saturday, March 03, 2018 05:33:41 Pacific Standard Time

Name: 180301M1_12, Date: 02-Mar-2018, Time: 02:46:32, ID: IPA, Description: IPA

N-EtFOSAA

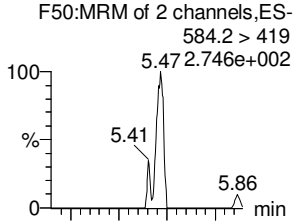

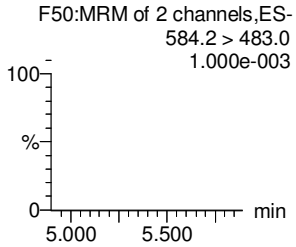

PFDoA

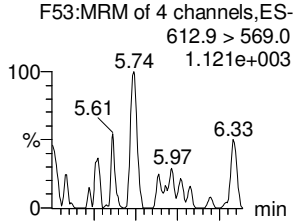

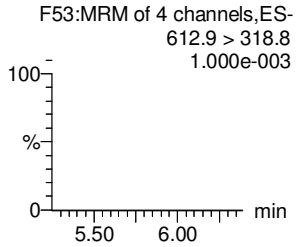

PFDS

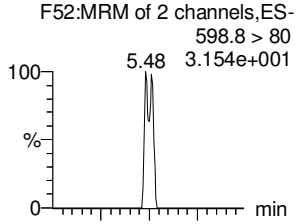

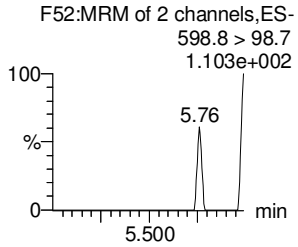

PFUdA

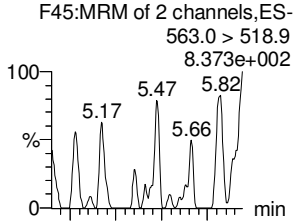

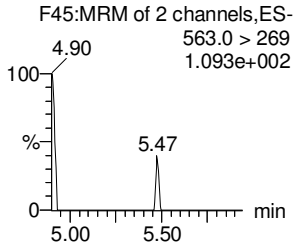

N-MeFOSA

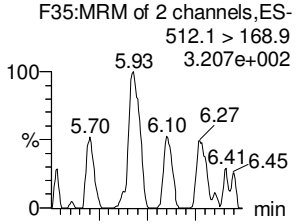

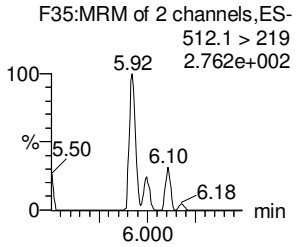

PFTrDA

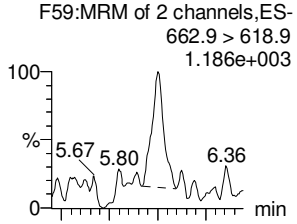

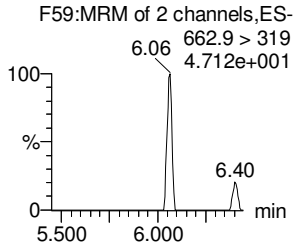

d5-N-EtFOSAA

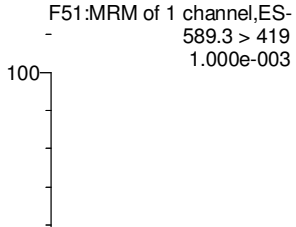

13C2-PFDoA

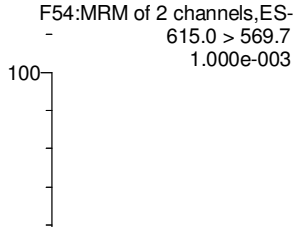

13C2-PFUdA

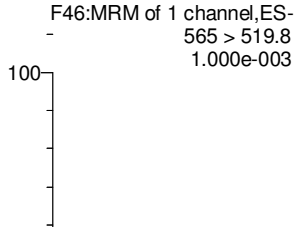

13C2-PFUdA

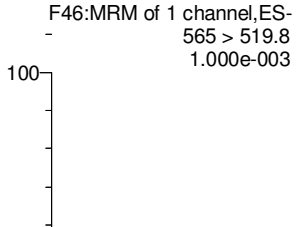

d3-N-MeFOSA

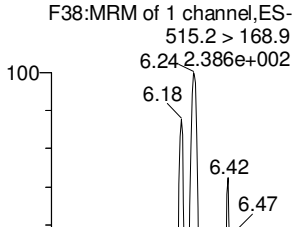

13C2-PFDoA

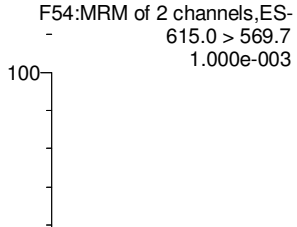

Vista Analytical Laboratory

Dataset: Untitled

Last Altered: Saturday, March 03, 2018 05:33:33 Pacific Standard Time
Printed: Saturday, March 03, 2018 05:33:41 Pacific Standard Time

Name: 180301M1_12, Date: 02-Mar-2018, Time: 02:46:32, ID: IPA, Description: IPA

PFTeDA

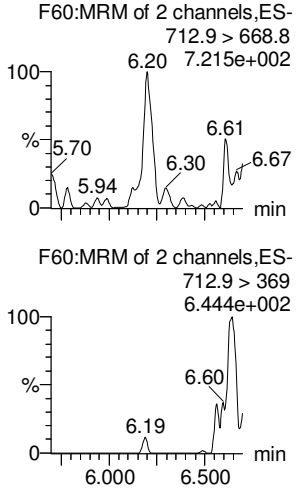

N-EtFOSA

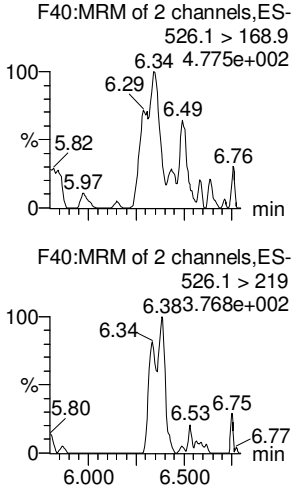

PFHxDA

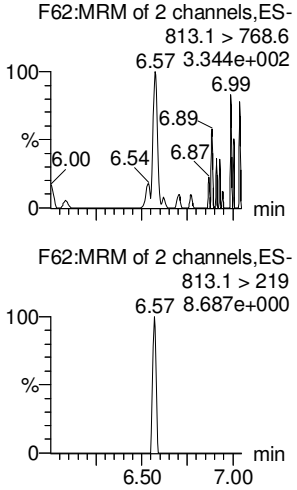

PFODA

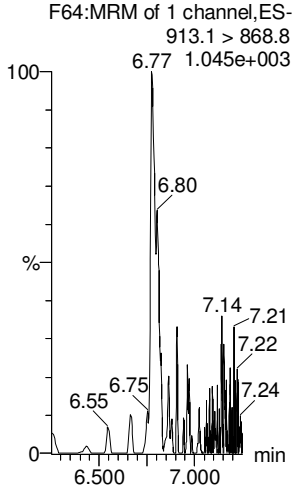

N-MeFOSE

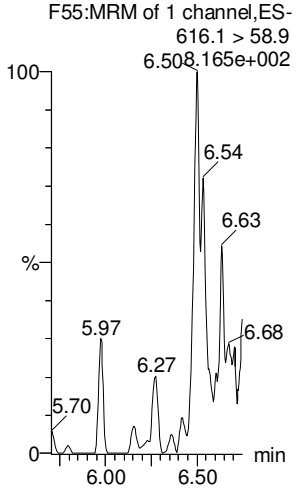

N-EtFOSE

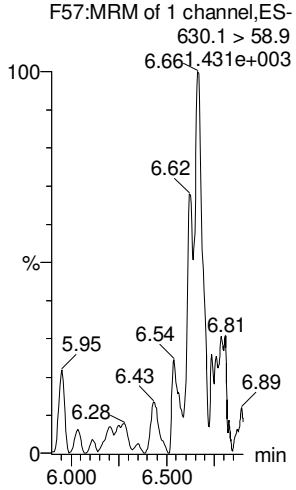

13C2-PFTeDA

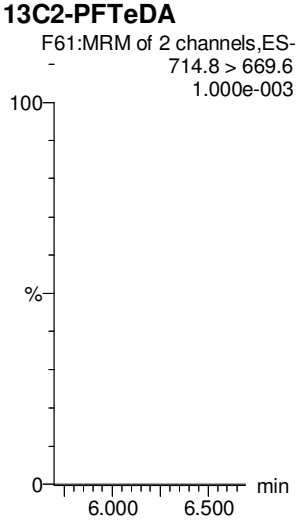

d5-N-ETFOSA

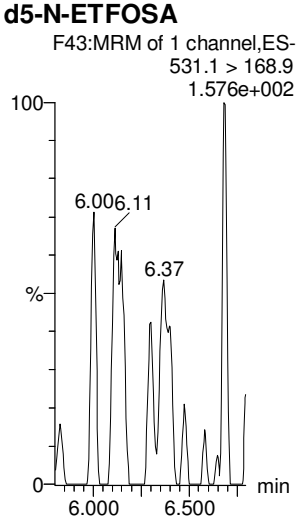

13C2-PFHxDA

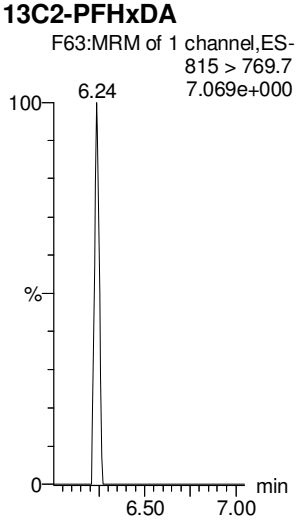

13C2-PFHxDA

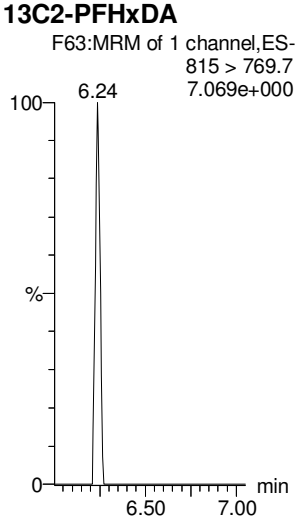

d7-N-MeFOSE

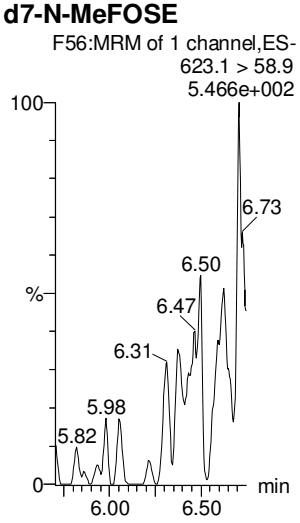

d9-N-EtFOSE

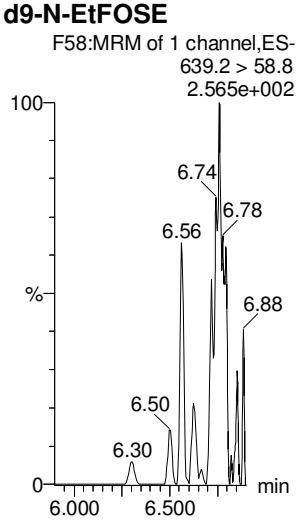

Vista Analytical Laboratory

Dataset: Untitled

Last Altered: Saturday, March 03, 2018 05:33:33 Pacific Standard Time
Printed: Saturday, March 03, 2018 05:33:41 Pacific Standard Time

Name: 180301M1_12, Date: 02-Mar-2018, Time: 02:46:32, ID: IPA, Description: IPA

13C4-PFBA

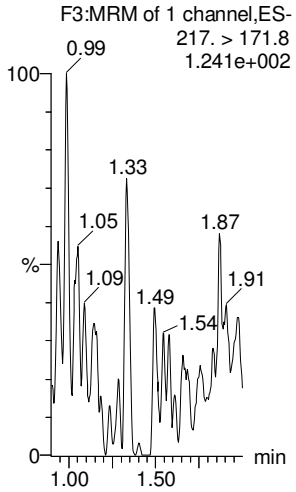

13C5-PFHxA

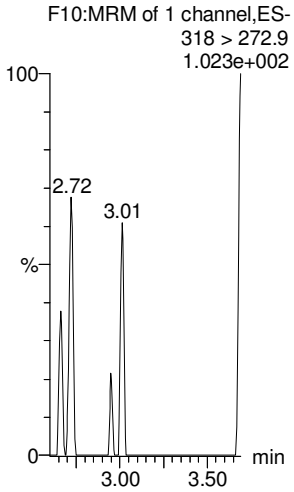

13C3-PFHxS

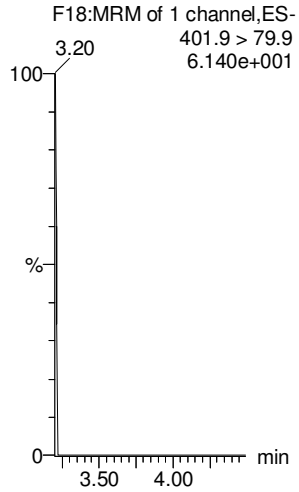

13C8-PFOA

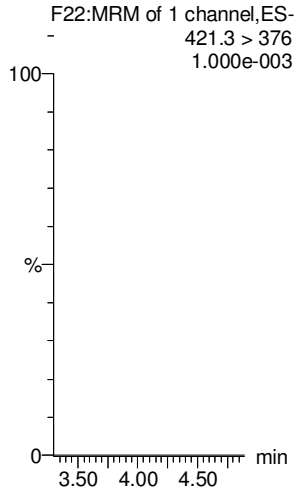

13C9-PFNA

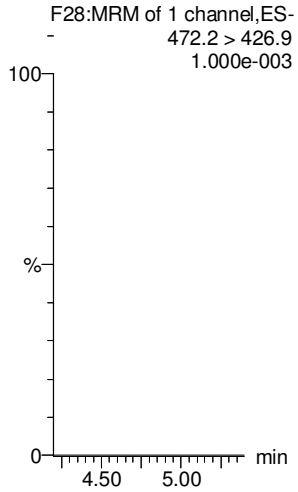

13C4-PFOS

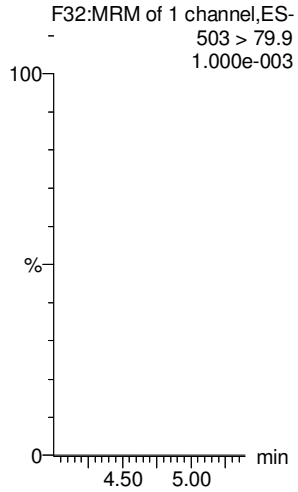

13C6-PFDA

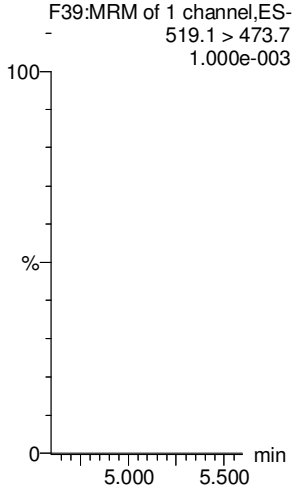

13C7-PFUdA

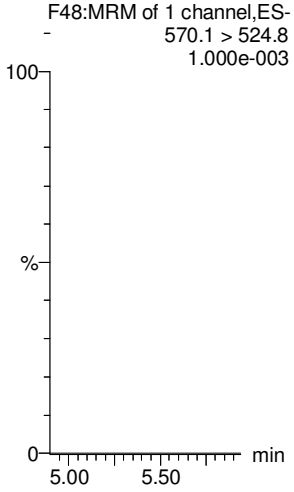

Vista Analytical Laboratory

Dataset: F:\Projects\PFAS.PRO\Results\180307M1\180307M1-CRV_B.qld

Last Altered: Thursday, March 08, 2018 11:45:01 Pacific Standard Time
Printed: Thursday, March 08, 2018 11:54:45 Pacific Standard Time

Method: F:\Projects\PFAS.PRO\MethDB\PFAS_FULL_80C_030718.mdb 08 Mar 2018 11:04:14
Calibration: F:\Projects\PFAS.PRO\CurveDB\C18_VAL-PFAS_Q4_03-07-18-FULL.cdb 08 Mar 2018 11:45:01

✓ VBF 3/8/18

dlm 3/8/18

Compound name: PFBA
Correlation coefficient: r = 0.999897, r^2 = 0.999793
Calibration curve: 1.00856 * x + -0.022372
Response type: Internal Std (Ref 34), Area * (IS Conc. / IS Area)
Curve type: Linear, Origin: Include, Weighting: 1/x, Axis trans: None

	#	Name	Type	Std. Conc	RT	Area	IS Area	Response	Conc.	%Dev	Conc. Flag	CoD	CoD Flag	x=excluded
1	1	180307M1_6	Standard	0.250	1.43	194.079	9824.608	0.247	0.3	6.8	NO	1.000	NO	bb
2	2	180307M1_7	Standard	0.500	1.44	371.026	9895.282	0.469	0.5	-2.6	NO	1.000	NO	bb
3	3	180307M1_8	Standard	1.000	1.44	665.178	10102.556	0.823	0.8	-16.2	NO	1.000	NO	bb
4	4	180307M1_9	Standard	2.000	1.44	1495.144	9841.975	1.899	1.9	-4.7	NO	1.000	NO	bb
5	5	180307M1_10	Standard	5.000	1.44	4043.931	9842.197	5.136	5.1	2.3	NO	1.000	NO	MM
6	6	180307M1_11	Standard	10.000	1.44	8255.447	10122.453	10.194	10.1	1.3	NO	1.000	NO	MM
7	7	180307M1_12	Standard	50.000	1.44	41041.172	9850.197	52.082	51.7	3.3	NO	1.000	NO	MM
8	8	180307M1_13	Standard	100.000	1.44	85307.695	10479.329	101.757	100.9	0.9	NO	1.000	NO	MM
9	9	180307M1_14	Standard	250.000	1.44	202725.531	9942.326	254.877	252.7	1.1	NO	1.000	NO	MM
10	10	180307M1_15	Standard	500.000	1.44	362577.094	9084.362	498.903	494.7	-1.1	NO	1.000	NO	MM

Compound name: PFPeA
Correlation coefficient: r = 0.999865, r^2 = 0.999730
Calibration curve: 0.815683 * x + 0.0460859
Response type: Internal Std (Ref 35), Area * (IS Conc. / IS Area)
Curve type: Linear, Origin: Exclude, Weighting: 1/x, Axis trans: None

	#	Name	Type	Std. Conc	RT	Area	IS Area	Response	Conc.	%Dev	Conc. Flag	CoD	CoD Flag	x=excluded
1	1	180307M1_6	Standard	0.250	2.40	448.125	23821.547	0.235	0.2	-7.3	NO	1.000	NO	MM
2	2	180307M1_7	Standard	0.500	2.40	850.410	24512.961	0.434	0.5	-5.0	NO	1.000	NO	MM
3	3	180307M1_8	Standard	1.000	2.40	1659.852	24096.129	0.861	1.0	-0.1	NO	1.000	NO	bb
4	4	180307M1_9	Standard	2.000	2.40	3329.359	24542.238	1.696	2.0	1.1	NO	1.000	NO	bb
5	5	180307M1_10	Standard	5.000	2.40	8037.726	24455.305	4.108	5.0	-0.4	NO	1.000	NO	bb
6	6	180307M1_11	Standard	10.000	2.41	17697.271	25070.332	8.824	10.8	7.6	NO	1.000	NO	bb
7	7	180307M1_12	Standard	50.000	2.40	83312.695	24243.928	42.955	52.6	5.2	NO	1.000	NO	bb
8	8	180307M1_13	Standard	100.000	2.40	161991.781	24764.072	81.768	100.2	0.2	NO	1.000	NO	bb
9	9	180307M1_14	Standard	250.000	2.40	381705.438	23718.857	201.161	246.6	-1.4	NO	1.000	NO	bb

Dataset: F:\Projects\PFAS.PRO\Results\180307M1\180307M1-CRV_B.qld

Last Altered: Thursday, March 08, 2018 11:45:01 Pacific Standard Time
Printed: Thursday, March 08, 2018 11:54:45 Pacific Standard Time

Compound name: PFPeA

	# Name	Type	Std. Conc	RT	Area	IS Area	Response	Conc.	%Dev	Conc. Flag	CoD	CoD Flag	x=excluded
10	10 180307M1_15	Standard	500.000	2.41	731800.188	22429.846	407.827	499.9	-0.0	NO	1.000	NO	bb

Compound name: PFBS
Coefficient of Determination: R^2 = 0.999430
Calibration curve: -0.000158919 * x^2 + 1.67715 * x + -0.0687622
Response type: Internal Std (Ref 36), Area * (IS Conc. / IS Area)
Curve type: 2nd Order, Origin: Exclude, Weighting: 1/x, Axis trans: None

	# Name	Type	Std. Conc	RT	Area	IS Area	Response	Conc.	%Dev	Conc. Flag	CoD	CoD Flag	x=excluded
1	1 180307M1_6	Standard	0.250	2.67	78.760	2998.788	0.328	0.2	-5.3	NO	0.999	NO	bb
2	2 180307M1_7	Standard	0.500	2.68	178.157	2904.141	0.767	0.5	-0.4	NO	0.999	NO	bb
3	3 180307M1_8	Standard	1.000	2.68	347.564	2938.982	1.478	0.9	-7.8	NO	0.999	NO	bb
4	4 180307M1_9	Standard	2.000	2.68	795.848	3072.259	3.238	2.0	-1.4	NO	0.999	NO	bb
5	5 180307M1_10	Standard	5.000	2.68	1962.355	2840.206	8.636	5.2	3.9	NO	0.999	NO	bb
6	6 180307M1_11	Standard	10.000	2.68	4317.004	2997.817	18.001	10.8	7.8	NO	0.999	NO	bb
7	7 180307M1_12	Standard	50.000	2.68	19765.262	2762.643	89.431	53.6	7.3	NO	0.999	NO	bb
8	8 180307M1_13	Standard	100.000	2.68	37082.902	2886.854	160.568	96.7	-3.3	NO	0.999	NO	bb
9	9 180307M1_14	Standard	250.000	2.68	88900.234	2747.992	404.387	246.9	-1.2	NO	0.999	NO	bb
10	10 180307M1_15	Standard	500.000	2.68	158127.609	2465.526	801.693	501.9	0.4	NO	0.999	NO	bb

Compound name: 4:2 FTS
Coefficient of Determination: R^2 = 0.998598
Calibration curve: -0.00054105 * x^2 + 1.8746 * x + 0.00712519
Response type: Internal Std (Ref 36), Area * (IS Conc. / IS Area)
Curve type: 2nd Order, Origin: Exclude, Weighting: 1/x, Axis trans: None

	# Name	Type	Std. Conc	RT	Area	IS Area	Response	Conc.	%Dev	Conc. Flag	CoD	CoD Flag	x=excluded
1	1 180307M1_6	Standard	0.250	3.08	123.089	2998.788	0.513	0.3	8.0	NO	0.999	NO	bb
2	2 180307M1_7	Standard	0.500	3.08	191.622	2904.141	0.825	0.4	-12.8	NO	0.999	NO	bb
3	3 180307M1_8	Standard	1.000	3.08	396.135	2938.982	1.685	0.9	-10.5	NO	0.999	NO	bb
4	4 180307M1_9	Standard	2.000	3.08	959.908	3072.259	3.906	2.1	4.0	NO	0.999	NO	bb
5	5 180307M1_10	Standard	5.000	3.08	2328.545	2840.206	10.248	5.5	9.4	NO	0.999	NO	bb
6	6 180307M1_11	Standard	10.000	3.08	4797.995	2997.817	20.006	10.7	7.0	NO	0.999	NO	bb
7	7 180307M1_12	Standard	50.000	3.08	20049.088	2762.643	90.715	49.1	-1.8	NO	0.999	NO	bb

Dataset: F:\Projects\PFAS.PRO\Results\180307M1\180307M1-CRV_B.qld

Last Altered: Thursday, March 08, 2018 11:45:01 Pacific Standard Time
Printed: Thursday, March 08, 2018 11:54:45 Pacific Standard Time

Compound name: 4:2 FTS

	#	Name	Type	Std. Conc	RT	Area	IS Area	Response	Conc.	%Dev	Conc. Flag	CoD	CoD Flag	x=excluded
8	8	180307M1_13	Standard	100.000	3.08	39137.945	2886.854	169.466	92.9	-7.1	NO	0.999	NO	bb
9	9	180307M1_14	Standard	250.000	3.08	99793.227	2747.992	453.937	262.0	4.8	NO	0.999	NO	bb
10	10	180307M1_15	Standard	500.000	3.08	156836.188	2465.526	795.146	494.8	-1.0	NO	0.999	NO	bb

Compound name: PFHxA
Coefficient of Determination: R^2 = 0.998788
Calibration curve: 2.06682e-005 * x^2 + 1.18443 * x + 0.0839874
Response type: Internal Std (Ref 37), Area * (IS Conc. / IS Area)
Curve type: 2nd Order, Origin: Include, Weighting: 1/x, Axis trans: None

	#	Name	Type	Std. Conc	RT	Area	IS Area	Response	Conc.	%Dev	Conc. Flag	CoD	CoD Flag	x=excluded
1	1	180307M1_6	Standard	0.250	3.17	642.545	8045.409	0.399	0.3	6.5	NO	0.999	NO	bb
2	2	180307M1_7	Standard	0.500	3.17	1113.932	8241.752	0.676	0.5	-0.1	NO	0.999	NO	bb
3	3	180307M1_8	Standard	1.000	3.17	2152.664	8658.153	1.243	1.0	-2.1	NO	0.999	NO	bb
4	4	180307M1_9	Standard	2.000	3.17	4231.544	8588.753	2.463	2.0	0.4	NO	0.999	NO	bb
5	5	180307M1_10	Standard	5.000	3.17	10790.736	8191.793	6.586	5.5	9.8	NO	0.999	NO	bb
6	6	180307M1_11	Standard	10.000	3.18	22358.959	8690.966	12.863	10.8	7.9	NO	0.999	NO	bb
7	7	180307M1_12	Standard	50.000	3.17	106391.031	8074.999	65.877	55.5	11.0	NO	0.999	NO	bb
8	8	180307M1_13	Standard	100.000	3.18	199829.859	8629.913	115.777	97.5	-2.5	NO	0.999	NO	bb
9	9	180307M1_14	Standard	250.000	3.17	470703.813	8186.364	287.493	241.6	-3.3	NO	0.999	NO	bb
10	10	180307M1_15	Standard	500.000	3.18	905466.438	7515.802	602.375	504.1	0.8	NO	0.999	NO	bb

Compound name: PFPeS
Correlation coefficient: r = 0.998848, r^2 = 0.997698
Calibration curve: 1.44062 * x + 0.0351081
Response type: Internal Std (Ref 36), Area * (IS Conc. / IS Area)
Curve type: Linear, Origin: Exclude, Weighting: 1/x, Axis trans: None

	#	Name	Type	Std. Conc	RT	Area	IS Area	Response	Conc.	%Dev	Conc. Flag	CoD	CoD Flag	x=excluded
1	1	180307M1_6	Standard	0.250	3.37	79.864	2998.788	0.333	0.2	-17.3	NO	0.998	NO	bb
2	2	180307M1_7	Standard	0.500	3.37	182.390	2904.141	0.785	0.5	4.1	NO	0.998	NO	bb
3	3	180307M1_8	Standard	1.000	3.37	344.497	2938.982	1.465	1.0	-0.7	NO	0.998	NO	bb
4	4	180307M1_9	Standard	2.000	3.37	726.595	3072.259	2.956	2.0	1.4	NO	0.998	NO	bb
5	5	180307M1_10	Standard	5.000	3.37	1652.057	2840.206	7.271	5.0	0.5	NO	0.998	NO	bb

Dataset: F:\Projects\PFAS.PRO\Results\180307M1\180307M1-CRV_B.qld

Last Altered: Thursday, March 08, 2018 11:45:01 Pacific Standard Time
Printed: Thursday, March 08, 2018 11:54:45 Pacific Standard Time

Compound name: PFPeS

	#	Name	Type	Std. Conc	RT	Area	IS Area	Response	Conc.	%Dev	Conc. Flag	CoD	CoD Flag	x=excluded
6	6	180307M1_11	Standard	10.000	3.37	3557.608	2997.817	14.834	10.3	2.7	NO	0.998	NO	bb
7	7	180307M1_12	Standard	50.000	3.37	17431.309	2762.643	78.871	54.7	9.4	NO	0.998	NO	bb
8	8	180307M1_13	Standard	100.000	3.37	32392.057	2886.854	140.257	97.3	-2.7	NO	0.998	NO	bb
9	9	180307M1_14	Standard	250.000	3.37	84025.383	2747.992	382.213	265.3	6.1	NO	0.998	NO	bb
10	10	180307M1_15	Standard	500.000	3.37	137071.000	2465.526	694.938	482.4	-3.5	NO	0.998	NO	bb

Compound name: PFHpA
Correlation coefficient: r = 0.999706, r^2 = 0.999412
Calibration curve: 1.14274 * x + 0.100127
Response type: Internal Std (Ref 38), Area * (IS Conc. / IS Area)
Curve type: Linear, Origin: Exclude, Weighting: 1/x, Axis trans: None

	#	Name	Type	Std. Conc	RT	Area	IS Area	Response	Conc.	%Dev	Conc. Flag	CoD	CoD Flag	x=excluded
1	1	180307M1_6	Standard	0.250	3.79	601.594	19264.957	0.390	0.3	1.6	NO	0.999	NO	bb
2	2	180307M1_7	Standard	0.500	3.79	1022.299	20968.758	0.609	0.4	-10.9	NO	0.999	NO	bb
3	3	180307M1_8	Standard	1.000	3.79	2085.899	21312.088	1.223	1.0	-1.7	NO	0.999	NO	bb
4	4	180307M1_9	Standard	2.000	3.79	4310.170	21872.414	2.463	2.1	3.4	NO	0.999	NO	bb
5	5	180307M1_10	Standard	5.000	3.79	10173.002	20555.994	6.186	5.3	6.5	NO	0.999	NO	bb
6	6	180307M1_11	Standard	10.000	3.79	20383.949	21111.221	12.069	10.5	4.7	NO	0.999	NO	bb
7	7	180307M1_12	Standard	50.000	3.79	97923.523	21575.760	56.732	49.6	-0.9	NO	0.999	NO	bb
8	8	180307M1_13	Standard	100.000	3.79	191572.563	21210.900	112.897	98.7	-1.3	NO	0.999	NO	bb
9	9	180307M1_14	Standard	250.000	3.79	404803.438	18323.604	276.149	241.6	-3.4	NO	0.999	NO	bb
10	10	180307M1_15	Standard	500.000	3.79	790276.000	16968.271	582.172	509.4	1.9	NO	0.999	NO	bb

Dataset: F:\Projects\PFAS.PRO\Results\180307M1\180307M1-CRV_B.qld

Last Altered: Thursday, March 08, 2018 11:45:01 Pacific Standard Time
Printed: Thursday, March 08, 2018 11:54:45 Pacific Standard Time

Compound name: L-PFHxS
Coefficient of Determination: R^2 = 0.998479
Calibration curve: -0.000155194 * x^2 + 1.60684 * x + 0.149402
Response type: Internal Std (Ref 39), Area * (IS Conc. / IS Area)
Curve type: 2nd Order, Origin: Exclude, Weighting: 1/x, Axis trans: None

	#	Name	Type	Std. Conc	RT	Area	IS Area	Response	Conc.	%Dev	Conc. Flag	CoD	CoD Flag	x=excluded
1	1	180307M1_6	Standard	0.250	3.94	86.957	2446.629	0.444	0.2	-26.6	NO	0.998	NO	MM
2	2	180307M1_7	Standard	0.500	3.94	168.544	2229.568	0.945	0.5	-1.0	NO	0.998	NO	MM
3	3	180307M1_8	Standard	1.000	3.94	306.027	2530.283	1.512	0.8	-15.2	NO	0.998	NO	MM
4	4	180307M1_9	Standard	2.000	3.94	669.020	2174.850	3.845	2.3	15.0	NO	0.998	NO	MM
5	5	180307M1_10	Standard	5.000	3.94	1449.511	2040.889	8.878	5.4	8.7	NO	0.998	NO	MM
6	6	180307M1_11	Standard	10.000	3.94	3120.296	2088.434	18.676	11.5	15.4	NO	0.998	NO	MM
7	7	180307M1_12	Standard	50.000	3.94	16173.366	2286.957	88.400	55.2	10.4	NO	0.998	NO	MM
8	8	180307M1_13	Standard	100.000	3.94	29810.514	2472.129	150.733	94.6	-5.4	NO	0.998	NO	MM
9	9	180307M1_14	Standard	250.000	3.94	70056.133	2277.938	384.427	244.9	-2.0	NO	0.998	NO	MM
10	10	180307M1_15	Standard	500.000	3.94	125946.789	2046.028	769.459	503.2	0.6	NO	0.998	NO	MM

Compound name: 6:2 FTS
Coefficient of Determination: R^2 = 0.997316
Calibration curve: -0.00163396 * x^2 + 0.889965 * x + 0.0235723
Response type: Internal Std (Ref 40), Area * (IS Conc. / IS Area)
Curve type: 2nd Order, Origin: Include, Weighting: 1/x, Axis trans: None

	#	Name	Type	Std. Conc	RT	Area	IS Area	Response	Conc.	%Dev	Conc. Flag	CoD	CoD Flag	x=excluded
1	1	180307M1_6	Standard	0.250	4.26	120.802	6496.750	0.232	0.2	-6.1	NO	0.997	NO	MM
2	2	180307M1_7	Standard	0.500	4.26	283.397	6105.219	0.580	0.6	25.2	NO	0.997	NO	bb
3	3	180307M1_8	Standard	1.000	4.26	547.969	7310.973	0.937	1.0	2.8	NO	0.997	NO	bb
4	4	180307M1_9	Standard	2.000	4.25	750.885	6508.431	1.442	1.6	-20.1	NO	0.997	NO	bb
5	5	180307M1_10	Standard	5.000	4.26	2448.465	6992.279	4.377	4.9	-1.3	NO	0.997	NO	bb
6	6	180307M1_11	Standard	10.000	4.26	5477.008	6942.190	9.862	11.3	12.9	NO	0.997	NO	bb
7	7	180307M1_12	Standard	50.000	4.26	23134.953	7413.398	39.009	48.0	-3.9	NO	0.997	NO	bb
8	8	180307M1_13	Standard	100.000	4.26	43256.707	7377.302	73.294	101.1	1.1	NO	0.997	NO	bb
9	9	180307M1_14	Standard	250.000	4.26	100097.742	10519.205	118.946	235.1	-5.9	NO	0.997	NO	bbX
10	10	180307M1_15	Standard	500.000	4.26	176143.375	14640.680	150.389			NO	0.997	NO	bbXI

Vista Analytical Laboratory

Dataset: F:\Projects\PFAS.PRO\Results\180307M1\180307M1-CRV_B.qld

Last Altered: Thursday, March 08, 2018 11:58:33 Pacific Standard Time
Printed: Thursday, March 08, 2018 12:11:05 Pacific Standard Time

Method: F:\Projects\PFAS.PRO\MethDB\PFAS_FULL_80C_030718.mdb 08 Mar 2018 11:04:14
Calibration: F:\Projects\PFAS.PRO\CurveDB\C18_VAL-PFAS_Q4_03-07-18-FULL.cdb 08 Mar 2018 11:58:32

Compound name: L-PFOA
Coefficient of Determination: R^2 = 0.999417
Calibration curve: 5.73747e-005 * x^2 + 0.86389 * x + 0.0785332
Response type: Internal Std (Ref 41), Area * (IS Conc. / IS Area)
Curve type: 2nd Order, Origin: Exclude, Weighting: 1/x, Axis trans: None

	#	Name	Type	Std. Conc	RT	Area	IS Area	Response	Conc.	%Dev	Conc. Flag	CoD	CoD Flag	x=excluded
1	1	180307M1_6	Standard	0.250	4.31	776.586	30532.664	0.318	0.3	10.8	NO	0.999	NO	bb
2	2	180307M1_7	Standard	0.500	4.32	1136.760	31370.914	0.453	0.4	-13.3	NO	0.999	NO	bb
3	3	180307M1_8	Standard	1.000	4.32	2476.660	33852.918	0.914	1.0	-3.2	NO	0.999	NO	bb
4	4	180307M1_9	Standard	2.000	4.31	4997.812	33526.359	1.863	2.1	3.3	NO	0.999	NO	bb
5	5	180307M1_10	Standard	5.000	4.31	11043.885	32575.051	4.238	4.8	-3.7	NO	0.999	NO	bb
6	6	180307M1_11	Standard	10.000	4.32	22526.799	32186.586	8.749	10.0	0.3	NO	0.999	NO	bb
7	7	180307M1_12	Standard	50.000	4.31	112705.828	29946.346	47.045	54.2	8.3	NO	0.999	NO	bb
8	8	180307M1_13	Standard	100.000	4.32	216113.953	31212.947	86.548	99.4	-0.6	NO	0.999	NO	bb
9	9	180307M1_14	Standard	250.000	4.31	468675.000	27353.451	214.175	243.9	-2.4	NO	0.999	NO	bb
10	10	180307M1_15	Standard	500.000	4.31	937526.563	26110.033	448.834	502.7	0.5	NO	0.999	NO	bb

Compound name: PFHpS
Coefficient of Determination: R^2 = 0.999237
Calibration curve: 2.33731e-006 * x^2 + 0.16903 * x + -0.010638
Response type: Internal Std (Ref 41), Area * (IS Conc. / IS Area)
Curve type: 2nd Order, Origin: Exclude, Weighting: 1/x, Axis trans: None

	#	Name	Type	Std. Conc	RT	Area	IS Area	Response	Conc.	%Dev	Conc. Flag	CoD	CoD Flag	x=excluded
1	1	180307M1_6	Standard	0.250	4.42	80.331	30532.664	0.033	0.3	3.0	NO	0.999	NO	bb
2	2	180307M1_7	Standard	0.500	4.42	172.781	31370.914	0.069	0.5	-6.0	NO	0.999	NO	bb
3	3	180307M1_8	Standard	1.000	4.42	411.019	33852.918	0.152	1.0	-3.9	NO	0.999	NO	bb
4	4	180307M1_9	Standard	2.000	4.42	971.447	33526.359	0.362	2.2	10.3	NO	0.999	NO	bb
5	5	180307M1_10	Standard	5.000	4.42	1911.179	32575.051	0.733	4.4	-12.0	NO	0.999	NO	bb
6	6	180307M1_11	Standard	10.000	4.42	4649.498	32186.586	1.806	10.7	7.4	NO	0.999	NO	bb
7	7	180307M1_12	Standard	50.000	4.42	20999.701	29946.346	8.766	51.9	3.8	NO	0.999	NO	bb
8	8	180307M1_13	Standard	100.000	4.42	40987.297	31212.947	16.414	97.0	-3.0	NO	0.999	NO	bb
9	9	180307M1_14	Standard	250.000	4.42	93059.523	27353.451	42.526	250.8	0.3	NO	0.999	NO	bb
10	10	180307M1_15	Standard	500.000	4.42	161274.703	26110.033	77.209	454.0	-9.2	NO	0.999	NO	bbX

Dataset: F:\Projects\PFAS.PRO\Results\180307M1\180307M1-CRV_B.qld

Last Altered: Thursday, March 08, 2018 11:45:01 Pacific Standard Time
Printed: Thursday, March 08, 2018 11:54:45 Pacific Standard Time

Compound name: PFNA
Coefficient of Determination: R^2 = 0.999133
Calibration curve: -7.09061e-005 * x^2 + 1.09067 * x + 0.103342
Response type: Internal Std (Ref 42), Area * (IS Conc. / IS Area)
Curve type: 2nd Order, Origin: Exclude, Weighting: 1/x, Axis trans: None

	#	Name	Type	Std. Conc	RT	Area	IS Area	Response	Conc.	%Dev	Conc. Flag	CoD	CoD Flag	x=excluded
1	1	180307M1_6	Standard	0.250	4.75	679.115	22022.002	0.385	0.3	3.5	NO	0.999	NO	bb
2	2	180307M1_7	Standard	0.500	4.75	1161.998	25206.621	0.576	0.4	-13.3	NO	0.999	NO	bb
3	3	180307M1_8	Standard	1.000	4.75	2617.011	23178.902	1.411	1.2	19.9	NO	0.999	NO	bb
4	4	180307M1_9	Standard	2.000	4.75	4358.626	25129.461	2.168	1.9	-5.3	NO	0.999	NO	MM
5	5	180307M1_10	Standard	5.000	4.75	10313.697	26929.178	4.787	4.3	-14.1	NO	0.999	NO	bb
6	6	180307M1_11	Standard	10.000	4.75	24257.969	26737.170	11.341	10.3	3.1	NO	0.999	NO	MM
7	7	180307M1_12	Standard	50.000	4.75	127672.219	27318.008	58.419	53.7	7.3	NO	0.999	NO	bb
8	8	180307M1_13	Standard	100.000	4.75	237237.438	26922.209	110.150	101.6	1.6	NO	0.999	NO	bb
9	9	180307M1_14	Standard	250.000	4.75	516944.750	24920.957	259.292	241.4	-3.4	NO	0.999	NO	bb
10	10	180307M1_15	Standard	500.000	4.75	990949.813	23305.322	531.504	503.7	0.7	NO	0.999	NO	bb

Compound name: PFOSA
Correlation coefficient: r = 0.999687, r^2 = 0.999374
Calibration curve: 0.904782 * x + -0.0377316
Response type: Internal Std (Ref 43), Area * (IS Conc. / IS Area)
Curve type: Linear, Origin: Exclude, Weighting: 1/x, Axis trans: None

	#	Name	Type	Std. Conc	RT	Area	IS Area	Response	Conc.	%Dev	Conc. Flag	CoD	CoD Flag	x=excluded
1	1	180307M1_6	Standard	0.250	4.83	68.302	4919.574	0.174	0.2	-6.6	NO	0.999	NO	bb
2	2	180307M1_7	Standard	0.500	4.83	141.983	5854.420	0.303	0.4	-24.6	NO	0.999	NO	bb
3	3	180307M1_8	Standard	1.000	4.83	392.712	4777.905	1.027	1.2	17.7	NO	0.999	NO	bb
4	4	180307M1_9	Standard	2.000	4.83	877.259	5815.987	1.885	2.1	6.3	NO	0.999	NO	bb
5	5	180307M1_10	Standard	5.000	4.83	2162.952	5906.317	4.578	5.1	2.0	NO	0.999	NO	bb
6	6	180307M1_11	Standard	10.000	4.83	4224.673	5900.859	8.949	9.9	-0.7	NO	0.999	NO	bb
7	7	180307M1_12	Standard	50.000	4.83	20369.197	5435.145	46.846	51.8	3.6	NO	0.999	NO	bb
8	8	180307M1_13	Standard	100.000	4.83	38589.398	5248.169	91.912	101.6	1.6	NO	0.999	NO	bb
9	9	180307M1_14	Standard	250.000	4.83	89314.445	4805.989	232.300	256.8	2.7	NO	0.999	NO	bb
10	10	180307M1_15	Standard	500.000	4.83	159290.625	4495.495	442.917	489.6	-2.1	NO	0.999	NO	bb

Vista Analytical Laboratory

Dataset: F:\Projects\PFAS.PRO\Results\180307M1\180307M1-CRV_B.qld

Last Altered: Thursday, March 08, 2018 11:45:01 Pacific Standard Time
Printed: Thursday, March 08, 2018 11:54:45 Pacific Standard Time

Compound name: L-PFOS
Coefficient of Determination: R^2 = 0.994319
Calibration curve: -0.000338774 * x^2 + 1.09806 * x + -0.250673
Response type: Internal Std (Ref 44), Area * (IS Conc. / IS Area)
Curve type: 2nd Order, Origin: Exclude, Weighting: 1/x, Axis trans: None

	#	Name	Type	Std. Conc	RT	Area	IS Area	Response	Conc.	%Dev	Conc. Flag	CoD	CoD Flag	x=excluded
1	1	180307M1_6	Standard	0.250	4.83	120.573	6218.598	0.242	0.4	79.6	YES	0.994	NO	MMX
2	2	180307M1_7	Standard	0.500	4.84	193.438	5402.603	0.448	0.6	27.2	NO	0.994	NO	MM
3	3	180307M1_8	Standard	1.000	4.84	431.908	5358.291	1.008	1.1	14.6	NO	0.994	NO	MM
4	4	180307M1_9	Standard	2.000	4.84	903.797	6202.607	1.821	1.9	-5.6	NO	0.994	NO	MM
5	5	180307M1_10	Standard	5.000	4.83	2217.358	5824.164	4.759	4.6	-8.6	NO	0.994	NO	MM
6	6	180307M1_11	Standard	10.000	4.84	4180.268	6158.780	8.484	8.0	-20.3	NO	0.994	NO	MM
7	7	180307M1_12	Standard	50.000	4.84	22783.447	6672.159	42.684	39.6	-20.8	NO	0.994	NO	MM
8	8	180307M1_13	Standard	100.000	4.84	44142.723	4623.723	119.338	112.8	12.8	NO	0.994	NO	MM
9	9	180307M1_14	Standard	250.000	4.83	108981.984	5302.071	256.933	254.1	1.7	NO	0.994	NO	MM
10	10	180307M1_15	Standard	500.000	4.84	189897.953	5152.529	460.691	495.5	-0.9	NO	0.994	NO	MM

Compound name: PFDA
Coefficient of Determination: R^2 = 0.999780
Calibration curve: -6.20967e-005 * x^2 + 1.04357 * x + -0.0162735
Response type: Internal Std (Ref 45), Area * (IS Conc. / IS Area)
Curve type: 2nd Order, Origin: Exclude, Weighting: 1/x, Axis trans: None

	#	Name	Type	Std. Conc	RT	Area	IS Area	Response	Conc.	%Dev	Conc. Flag	CoD	CoD Flag	x=excluded
1	1	180307M1_6	Standard	0.250	5.13	672.493	32127.043	0.262	0.3	6.5	NO	1.000	NO	bb
2	2	180307M1_7	Standard	0.500	5.13	1368.085	29907.893	0.572	0.6	12.7	NO	1.000	NO	bb
3	3	180307M1_8	Standard	1.000	5.13	2428.212	29472.965	1.030	1.0	0.3	NO	1.000	NO	bb
4	4	180307M1_9	Standard	2.000	5.13	4732.571	30351.541	1.949	1.9	-5.8	NO	1.000	NO	MM
5	5	180307M1_10	Standard	5.000	5.13	11324.261	30573.939	4.630	4.5	-10.9	NO	1.000	NO	bb
6	6	180307M1_11	Standard	10.000	5.13	25269.264	30867.145	10.233	9.8	-1.7	NO	1.000	NO	bb
7	7	180307M1_12	Standard	50.000	5.13	119313.797	29028.256	51.378	49.4	-1.2	NO	1.000	NO	bb
8	8	180307M1_13	Standard	100.000	5.13	211911.969	25858.994	102.436	98.8	-1.2	NO	1.000	NO	bb
9	9	180307M1_14	Standard	250.000	5.13	562568.625	26867.529	261.733	254.7	1.9	NO	1.000	NO	bb
10	10	180307M1_15	Standard	500.000	5.13	921938.875	22856.254	504.205	497.9	-0.4	NO	1.000	NO	bb

Dataset: F:\Projects\PFAS.PRO\Results\180307M1\180307M1-CRV_B.qld

Last Altered: Thursday, March 08, 2018 11:45:01 Pacific Standard Time
Printed: Thursday, March 08, 2018 11:54:45 Pacific Standard Time

Compound name: 8:2 FTS
Coefficient of Determination: R^2 = 0.994918
Calibration curve: -0.00295158 * x^2 + 1.22018 * x + -0.0610347
Response type: Internal Std (Ref 46), Area * (IS Conc. / IS Area)
Curve type: 2nd Order, Origin: Exclude, Weighting: 1/x, Axis trans: None

	#	Name	Type	Std. Conc	RT	Area	IS Area	Response	Conc.	%Dev	Conc. Flag	CoD	CoD Flag	x=excluded
1	1	180307M1_6	Standard	0.250	5.10	60.911	4436.534	0.172	0.2	-23.7	NO	0.995	NO	bb
2	2	180307M1_7	Standard	0.500	5.10	226.140	4952.358	0.571	0.5	3.7	NO	0.995	NO	bb
3	3	180307M1_8	Standard	1.000	5.10	422.174	4793.113	1.101	1.0	-4.5	NO	0.995	NO	bb
4	4	180307M1_9	Standard	2.000	5.10	935.866	4727.313	2.475	2.1	4.4	NO	0.995	NO	bb
5	5	180307M1_10	Standard	5.000	5.10	2545.281	4725.578	6.733	5.6	12.9	NO	0.995	NO	bb
6	6	180307M1_11	Standard	10.000	5.10	5179.146	4818.434	13.436	11.4	13.7	NO	0.995	NO	bb
7	7	180307M1_12	Standard	50.000	5.10	23219.115	5893.292	49.249	45.4	-9.2	NO	0.995	NO	bb
8	8	180307M1_13	Standard	100.000	5.10	49911.289	6608.832	94.403	103.2	3.2	NO	0.995	NO	bb
9	9	180307M1_14	Standard	250.000	5.10	107314.234	8570.097	156.524			NO	0.995	YES	bbXI
10	10	180307M1_15	Standard	500.000	5.10	179979.203	11495.512	195.706			NO	0.995	YES	bbXI

Compound name: PFNS
Coefficient of Determination: R^2 = 0.991720
Calibration curve: -0.000412847 * x^2 + 0.839919 * x + -0.0462231
Response type: Internal Std (Ref 44), Area * (IS Conc. / IS Area)
Curve type: 2nd Order, Origin: Exclude, Weighting: 1/x, Axis trans: None

	#	Name	Type	Std. Conc	RT	Area	IS Area	Response	Conc.	%Dev	Conc. Flag	CoD	CoD Flag	x=excluded
1	1	180307M1_6	Standard	0.250	5.19	94.992	6218.598	0.191	0.3	13.0	NO	0.992	NO	MM
2	2	180307M1_7	Standard	0.500	5.19	168.218	5402.603	0.389	0.5	3.7	NO	0.992	NO	MM
3	3	180307M1_8	Standard	1.000	5.19	338.118	5358.291	0.789	1.0	-0.5	NO	0.992	NO	MM
4	4	180307M1_9	Standard	2.000	5.19	860.757	6202.607	1.735	2.1	6.1	NO	0.992	NO	MM
5	5	180307M1_10	Standard	5.000	5.19	1813.215	5824.164	3.892	4.7	-6.0	NO	0.992	NO	MM
6	6	180307M1_11	Standard	10.000	5.19	3570.281	6158.780	7.246	8.7	-12.8	NO	0.992	NO	MM
7	7	180307M1_12	Standard	50.000	5.19	17853.510	6672.159	33.448	40.7	-18.6	NO	0.992	NO	MM
8	8	180307M1_13	Standard	100.000	5.19	34964.621	4623.723	94.525	119.6	19.6	NO	0.992	NO	MM
9	9	180307M1_14	Standard	250.000	5.19	74801.063	5302.071	176.349	237.8	-4.9	NO	0.992	NO	bb
10	10	180307M1_15	Standard	500.000	5.19	131254.031	5152.529	318.421	504.0	0.8	NO	0.992	NO	bb

Dataset: F:\Projects\PFAS.PRO\Results\180307M1\180307M1-CRV_B.qld

Last Altered: Thursday, March 08, 2018 11:45:01 Pacific Standard Time
Printed: Thursday, March 08, 2018 11:54:45 Pacific Standard Time

Compound name: N-MeFOSAA
Coefficient of Determination: R^2 = 0.998758
Calibration curve: -0.000457124 * x^2 + 1.40516 * x + -0.13662
Response type: Internal Std (Ref 47), Area * (IS Conc. / IS Area)
Curve type: 2nd Order, Origin: Include, Weighting: 1/x, Axis trans: None

	#	Name	Type	Std. Conc	RT	Area	IS Area	Response	Conc.	%Dev	Conc. Flag	CoD	CoD Flag	x=excluded
1	1	180307M1_6	Standard	0.250	5.28	231.026	12769.586	0.226	0.3	3.3	NO	0.999	NO	bb
2	2	180307M1_7	Standard	0.500	5.28	621.922	13283.781	0.585	0.5	2.8	NO	0.999	NO	bb
3	3	180307M1_8	Standard	1.000	5.28	1328.996	13534.502	1.227	1.0	-2.9	NO	0.999	NO	bb
4	4	180307M1_9	Standard	2.000	5.28	2584.361	13209.920	2.445	1.8	-8.1	NO	0.999	NO	bb
5	5	180307M1_10	Standard	5.000	5.28	5794.981	13529.389	5.354	3.9	-21.7	NO	0.999	NO	bb
6	6	180307M1_11	Standard	10.000	5.28	11790.840	13214.723	11.153	8.1	-19.4	NO	0.999	NO	bb
7	7	180307M1_12	Standard	50.000	5.28	66926.688	11444.004	73.102	53.0	6.1	NO	0.999	NO	bb
8	8	180307M1_13	Standard	100.000	5.28	118359.789	10681.306	138.513	102.1	2.1	NO	0.999	NO	bb
9	9	180307M1_14	Standard	250.000	5.28	296684.406	11602.172	319.643	247.5	-1.0	NO	0.999	NO	bb
10	10	180307M1_15	Standard	500.000	5.28	503771.844	10695.817	588.749	500.6	0.1	NO	0.999	NO	bb

Compound name: N-EtFOSAA
Coefficient of Determination: R^2 = 0.999877
Calibration curve: 1.29194e-005 * x^2 + 0.891664 * x + -0.0100899
Response type: Internal Std (Ref 48), Area * (IS Conc. / IS Area)
Curve type: 2nd Order, Origin: Include, Weighting: 1/x, Axis trans: None

	#	Name	Type	Std. Conc	RT	Area	IS Area	Response	Conc.	%Dev	Conc. Flag	CoD	CoD Flag	x=excluded
1	1	180307M1_6	Standard	0.250	5.44	201.690	12905.796	0.195	0.2	-7.8	NO	1.000	NO	bb
2	2	180307M1_7	Standard	0.500	5.44	501.202	13542.944	0.463	0.5	6.0	NO	1.000	NO	bb
3	3	180307M1_8	Standard	1.000	5.45	825.321	12214.951	0.845	1.0	-4.2	NO	1.000	NO	bb
4	4	180307M1_9	Standard	2.000	5.44	2073.798	15160.477	1.710	1.9	-3.6	NO	1.000	NO	bb
5	5	180307M1_10	Standard	5.000	5.44	5188.788	13800.334	4.700	5.3	5.6	NO	1.000	NO	bb
6	6	180307M1_11	Standard	10.000	5.44	10031.744	14121.495	8.880	10.0	-0.3	NO	1.000	NO	bb
7	7	180307M1_12	Standard	50.000	5.44	46280.875	13212.187	43.786	49.1	-1.8	NO	1.000	NO	bb
8	8	180307M1_13	Standard	100.000	5.44	91323.781	12503.156	91.301	102.3	2.3	NO	1.000	NO	bb
9	9	180307M1_14	Standard	250.000	5.44	192138.734	10833.138	221.703	247.8	-0.9	NO	1.000	NO	bb
10	10	180307M1_15	Standard	500.000	5.44	368677.906	10247.096	449.735	500.8	0.2	NO	1.000	NO	bb

Dataset: F:\Projects\PFAS.PRO\Results\180307M1\180307M1-CRV_B.qld

Last Altered: Thursday, March 08, 2018 11:45:01 Pacific Standard Time
Printed: Thursday, March 08, 2018 11:54:45 Pacific Standard Time

Compound name: PFUdA
Coefficient of Determination: R^2 = 0.999365
Calibration curve: -0.0001944 * x^2 + 0.983025 * x + 0.00199177
Response type: Internal Std (Ref 49), Area * (IS Conc. / IS Area)
Curve type: 2nd Order, Origin: Exclude, Weighting: 1/x, Axis trans: None

	#	Name	Type	Std. Conc	RT	Area	IS Area	Response	Conc.	%Dev	Conc. Flag	CoD	CoD Flag	x=excluded
1	1	180307M1_6	Standard	0.250	5.45	819.011	36079.578	0.284	0.3	14.7	NO	0.999	NO	bb
2	2	180307M1_7	Standard	0.500	5.45	1443.576	32323.082	0.558	0.6	13.2	NO	0.999	NO	bb
3	3	180307M1_8	Standard	1.000	5.45	2473.897	29942.510	1.033	1.0	4.9	NO	0.999	NO	bb
4	4	180307M1_9	Standard	2.000	5.45	4914.774	33651.383	1.826	1.9	-7.2	NO	0.999	NO	bb
5	5	180307M1_10	Standard	5.000	5.45	11640.383	35294.609	4.123	4.2	-16.1	NO	0.999	NO	bb
6	6	180307M1_11	Standard	10.000	5.45	24065.094	34164.020	8.805	9.0	-10.3	NO	0.999	NO	bb
7	7	180307M1_12	Standard	50.000	5.45	124200.180	31519.117	49.256	50.6	1.2	NO	0.999	NO	bb
8	8	180307M1_13	Standard	100.000	5.45	240535.875	31975.871	94.030	97.5	-2.5	NO	0.999	NO	bb
9	9	180307M1_14	Standard	250.000	5.45	534488.000	27861.021	239.801	257.0	2.8	NO	0.999	NO	MM
10	10	180307M1_15	Standard	500.000	5.45	965564.938	27415.012	440.254	496.6	-0.7	NO	0.999	NO	MM

Compound name: PFDS
Coefficient of Determination: R^2 = 0.999590
Calibration curve: -5.63643e-005 * x^2 + 0.187713 * x + -0.00532475
Response type: Internal Std (Ref 49), Area * (IS Conc. / IS Area)
Curve type: 2nd Order, Origin: Exclude, Weighting: 1/x, Axis trans: None

	#	Name	Type	Std. Conc	RT	Area	IS Area	Response	Conc.	%Dev	Conc. Flag	CoD	CoD Flag	x=excluded
1	1	180307M1_6	Standard	0.250	5.50	128.077	36079.578	0.044	0.3	5.9	NO	1.000	NO	bb
2	2	180307M1_7	Standard	0.500	5.50	258.120	32323.082	0.100	0.6	12.0	NO	1.000	NO	bb
3	3	180307M1_8	Standard	1.000	5.50	471.839	29942.510	0.197	1.1	7.8	NO	1.000	NO	bb
4	4	180307M1_9	Standard	2.000	5.50	882.476	33651.383	0.328	1.8	-11.2	NO	1.000	NO	bb
5	5	180307M1_10	Standard	5.000	5.50	2418.148	35294.609	0.856	4.6	-8.1	NO	1.000	NO	bb
6	6	180307M1_11	Standard	10.000	5.50	4865.538	34164.020	1.780	9.5	-4.6	NO	1.000	NO	bb
7	7	180307M1_12	Standard	50.000	5.50	22641.719	31519.117	8.979	48.6	-2.9	NO	1.000	NO	bb
8	8	180307M1_13	Standard	100.000	5.50	46072.840	31975.871	18.011	98.9	-1.1	NO	1.000	NO	bb
9	9	180307M1_14	Standard	250.000	5.50	99227.633	27861.021	44.519	257.0	2.8	NO	1.000	NO	bb
10	10	180307M1_15	Standard	500.000	5.50	173849.844	27415.012	79.268	496.3	-0.7	NO	1.000	NO	bb

Dataset: F:\Projects\PFAS.PRO\Results\180307M1\180307M1-CRV_B.qld

Last Altered: Thursday, March 08, 2018 11:45:01 Pacific Standard Time
Printed: Thursday, March 08, 2018 11:54:45 Pacific Standard Time

Compound name: PFDoA
Coefficient of Determination: R^2 = 0.999730
Calibration curve: -6.9365e-005 * x^2 + 1.26593 * x + -0.0381542
Response type: Internal Std (Ref 50), Area * (IS Conc. / IS Area)
Curve type: 2nd Order, Origin: Exclude, Weighting: 1/x, Axis trans: None

	#	Name	Type	Std. Conc	RT	Area	IS Area	Response	Conc.	%Dev	Conc. Flag	CoD	CoD Flag	x=excluded
1	1	180307M1_6	Standard	0.250	5.74	788.069	29503.223	0.334	0.3	17.6	NO	1.000	NO	bb
2	2	180307M1_7	Standard	0.500	5.74	1659.707	30381.654	0.683	0.6	13.9	NO	1.000	NO	bb
3	3	180307M1_8	Standard	1.000	5.74	2834.826	30715.730	1.154	0.9	-5.9	NO	1.000	NO	bb
4	4	180307M1_9	Standard	2.000	5.74	5204.625	30818.688	2.111	1.7	-15.1	NO	1.000	NO	bb
5	5	180307M1_10	Standard	5.000	5.74	14723.054	29651.736	6.207	4.9	-1.3	NO	1.000	NO	bb
6	6	180307M1_11	Standard	10.000	5.74	26850.352	29221.512	11.486	9.1	-8.9	NO	1.000	NO	bb
7	7	180307M1_12	Standard	50.000	5.74	141027.656	28221.455	62.465	49.5	-1.0	NO	1.000	NO	bb
8	8	180307M1_13	Standard	100.000	5.74	286203.094	28603.164	125.075	99.4	-0.6	NO	1.000	NO	bb
9	9	180307M1_14	Standard	250.000	5.74	677472.813	26673.678	317.482	254.4	1.7	NO	1.000	NO	bb
10	10	180307M1_15	Standard	500.000	5.74	1163532.125	23720.662	613.143	498.0	-0.4	NO	1.000	NO	bb

Compound name: N-MeFOSA
Coefficient of Determination: R^2 = 0.999527
Calibration curve: -9.8969e-005 * x^2 + 1.13559 * x + 0.156829
Response type: Internal Std (Ref 51), Area * (IS Conc. / IS Area)
Curve type: 2nd Order, Origin: Include, Weighting: 1/x, Axis trans: None

	#	Name	Type	Std. Conc	RT	Area	IS Area	Response	Conc.	%Dev	Conc. Flag	CoD	CoD Flag	x=excluded
1	1	180307M1_6	Standard	1.250	5.98	321.101	31873.602	1.511	1.2	-4.6	NO	1.000	NO	MM
2	2	180307M1_7	Standard	2.500	5.98	613.276	31876.275	2.886	2.4	-3.9	NO	1.000	NO	bb
3	3	180307M1_8	Standard	5.000	5.98	1254.957	31089.428	6.055	5.2	3.9	NO	1.000	NO	bb
4	4	180307M1_9	Standard	10.000	5.98	2666.718	32532.418	12.296	10.7	7.0	NO	1.000	NO	bb
5	5	180307M1_10	Standard	25.000	5.98	6368.076	32350.680	29.527	25.9	3.7	NO	1.000	NO	bb
6	6	180307M1_11	Standard	50.000	5.98	12561.688	32294.211	58.346	51.5	2.9	NO	1.000	NO	bb
7	7	180307M1_12	Standard	250.000	5.98	60334.195	32064.432	282.248	254.0	1.6	NO	1.000	NO	bb
8	8	180307M1_13	Standard	500.000	5.98	118917.266	31968.764	557.969	514.3	2.9	NO	1.000	NO	bb
9	9	180307M1_14	Standard	1250.000	5.98	255110.188	31199.273	1226.520	1206.9	-3.4	NO	1.000	NO	bb
10	10	180307M1_15	Standard	2500.000	5.98	442311.594	29666.994	2236.382	2524.8	1.0	NO	1.000	NO	bb

Dataset: F:\Projects\PFAS.PRO\Results\180307M1\180307M1-CRV_B.qld

Last Altered: Thursday, March 08, 2018 11:45:01 Pacific Standard Time
Printed: Thursday, March 08, 2018 11:54:45 Pacific Standard Time

Compound name: PFTrDA
Coefficient of Determination: R^2 = 0.999101
Calibration curve: -0.000245862 * x^2 + 1.25843 * x + -0.0168375
Response type: Internal Std (Ref 50), Area * (IS Conc. / IS Area)
Curve type: 2nd Order, Origin: Exclude, Weighting: 1/x, Axis trans: None

	#	Name	Type	Std. Conc	RT	Area	IS Area	Response	Conc.	%Dev	Conc. Flag	CoD	CoD Flag	x=excluded
1	1	180307M1_6	Standard	0.250	5.99	762.964	29503.223	0.323	0.3	8.1	NO	0.999	NO	bb
2	2	180307M1_7	Standard	0.500	5.99	1408.275	30381.654	0.579	0.5	-5.2	NO	0.999	NO	bb
3	3	180307M1_8	Standard	1.000	5.99	3057.258	30715.730	1.244	1.0	0.2	NO	0.999	NO	bb
4	4	180307M1_9	Standard	2.000	5.99	5710.401	30818.688	2.316	1.9	-7.3	NO	0.999	NO	bb
5	5	180307M1_10	Standard	5.000	5.99	15057.992	29651.736	6.348	5.1	1.3	NO	0.999	NO	bb
6	6	180307M1_11	Standard	10.000	5.99	30155.027	29221.512	12.899	10.3	2.8	NO	0.999	NO	bb
7	7	180307M1_12	Standard	50.000	5.99	135028.391	28221.455	59.808	48.0	-4.0	NO	0.999	NO	bb
8	8	180307M1_13	Standard	100.000	5.99	300526.906	28603.164	131.335	106.6	6.6	NO	0.999	NO	bb
9	9	180307M1_14	Standard	250.000	5.99	619817.000	26673.678	290.463	242.3	-3.1	NO	0.999	NO	bb
10	10	180307M1_15	Standard	500.000	5.99	1083102.500	23720.662	570.759	503.0	0.6	NO	0.999	NO	bb

Compound name: PFTeDA
Coefficient of Determination: R^2 = 0.990777
Calibration curve: -0.000370554 * x^2 + 1.22758 * x + 0.0982476
Response type: Internal Std (Ref 52), Area * (IS Conc. / IS Area)
Curve type: 2nd Order, Origin: Exclude, Weighting: 1/x, Axis trans: None

OM 3/9/18

	#	Name	Type	Std. Conc	RT	Area	IS Area	Response	Conc.	%Dev	Conc. Flag	CoD	CoD Flag	x=excluded
1	1	180307M1_6	Standard	0.250	6.21	682.613	25854.600	0.330	0.2	-24.5	NO	0.991	NO	bb
2	2	180307M1_7	Standard	0.500	6.21	1299.934	20066.039	0.810	0.6	15.9	NO	0.991	NO	bb
3	3	180307M1_8	Standard	1.000	6.21	1986.297	23711.734	1.047	0.8	-22.7	NO	0.991	NO	bb
4	4	180307M1_9	Standard	2.000	6.21	5476.002	25239.217	2.712	2.1	6.5	NO	0.991	NO	bb
5	5	180307M1_10	Standard	5.000	6.21	11078.947	22316.645	6.206	5.0	-0.3	NO	0.991	NO	bb
6	6	180307M1_11	Standard	10.000	6.21	26268.316	23169.928	14.172	11.5	15.0	NO	0.991	NO	bb
7	7	180307M1_12	Standard	50.000	6.21	121873.633	23849.846	63.875	52.8	5.6	NO	0.991	NO	bb
8	8	180307M1_13	Standard	100.000	6.21	225933.156	20601.824	137.083	115.6	15.6	NO	0.991	NO	bb
9	9	180307M1_14	Standard	250.000	6.21	459002.594	23342.805	245.794	214.0	-14.4	NO	0.991	NO	db
10	10	180307M1_15	Standard	500.000	6.21	890696.375	20759.713	536.313	517.7	3.5	NO	0.991	NO	bb

Dataset: F:\Projects\PFAS.PRO\Results\180307M1\180307M1-CRV_B.qld

Last Altered: Thursday, March 08, 2018 13:04:56 Pacific Standard Time
Printed: Thursday, March 08, 2018 13:07:12 Pacific Standard Time

Compound name: PFTeDA
Coefficient of Determination: R^2 = 0.996740
Calibration curve: -0.00192136 * x^2 + 1.47424 * x + -0.106072
Response type: Internal Std (Ref 52), Area * (IS Conc. / IS Area)
Curve type: 2nd Order, Origin: Exclude, Weighting: 1/x, Axis trans: None

	#	Name	Type	Std. Conc	RT	Area	IS Area	Response	Conc.	%Dev	Conc. Flag	CoD	CoD Flag	x=excluded
1	1	180307M1_6	Standard	0.250	6.21	682.613	25854.600	0.330	0.3	18.4	NO	0.997	NO	bb
2	2	180307M1_7	Standard	0.500	6.21	1299.934	20066.039	0.810	0.6	24.3	NO	0.997	NO	bb
3	3	180307M1_8	Standard	1.000	6.21	1986.297	23711.734	1.047	0.8	-21.7	NO	0.997	NO	bb
4	4	180307M1_9	Standard	2.000	6.21	5476.002	25239.217	2.712	1.9	-4.2	NO	0.997	NO	bb
5	5	180307M1_10	Standard	5.000	6.21	11078.947	22316.645	6.206	4.3	-13.9	NO	0.997	NO	bb
6	6	180307M1_11	Standard	10.000	6.21	26268.316	23169.928	14.172	9.8	-1.9	NO	0.997	NO	bb
7	7	180307M1_12	Standard	50.000	6.21	121873.633	23849.846	63.875	46.2	-7.6	NO	0.997	NO	bb
8	8	180307M1_13	Standard	100.000	6.21	225933.156	20601.824	137.083	108.4	8.4	NO	0.997	NO	bb
9	9	180307M1_14	Standard	250.000	6.21	459002.594	23342.805	245.794	245.1	-2.0	NO	0.997	NO	db
10	10	180307M1_15	Standard	500.000	6.21	890696.375	20759.713	536.313			NO	0.997	NO	bbXl

Compound name: N-EtFOSA
Coefficient of Determination: R^2 = 0.999937
Calibration curve: -5.02335e-005 * x^2 + 0.998781 * x + 0.131582
Response type: Internal Std (Ref 53), Area * (IS Conc. / IS Area)
Curve type: 2nd Order, Origin: Exclude, Weighting: 1/x, Axis trans: None

DM 3/8/18

	#	Name	Type	Std. Conc	RT	Area	IS Area	Response	Conc.	%Dev	Conc. Flag	CoD	CoD Flag	x=excluded
1	1	180307M1_6	Standard	1.250	6.38	380.131	45999.805	1.240	1.1	-11.2	NO	1.000	NO	bb
2	2	180307M1_7	Standard	2.500	6.38	861.575	47599.844	2.715	2.6	3.5	NO	1.000	NO	bb
3	3	180307M1_8	Standard	5.000	6.38	1587.867	47284.527	5.037	4.9	-1.7	NO	1.000	NO	bb
4	4	180307M1_9	Standard	10.000	6.38	3395.976	48261.289	10.555	10.4	4.4	NO	1.000	NO	bb
5	5	180307M1_10	Standard	25.000	6.38	7787.613	46375.184	25.189	25.1	0.5	NO	1.000	NO	bb
6	6	180307M1_11	Standard	50.000	6.38	16504.201	47580.867	52.030	52.1	4.2	NO	1.000	NO	db
7	7	180307M1_12	Standard	250.000	6.38	76680.508	45950.070	250.317	253.7	1.5	NO	1.000	NO	bb
8	8	180307M1_13	Standard	500.000	6.38	145174.781	45006.234	483.849	496.7	-0.7	NO	1.000	NO	bb
9	9	180307M1_14	Standard	1250.000	6.38	319816.563	41225.855	1163.650	1242.6	-0.6	NO	1.000	NO	bb
10	10	180307M1_15	Standard	2500.000	6.38	545861.313	37446.316	2186.575	2504.6	0.2	NO	1.000	NO	bb

Dataset: F:\Projects\PFAS.PRO\Results\180307M1\180307M1-CRV_B.qld

Last Altered: Thursday, March 08, 2018 11:45:01 Pacific Standard Time
Printed: Thursday, March 08, 2018 11:54:45 Pacific Standard Time

Compound name: N-EtFOSA
Coefficient of Determination: R^2 = 0.999937
Calibration curve: -5.02335e-005 * x^2 + 0.998781 * x + 0.131582
Response type: Internal Std (Ref 53), Area * (IS Conc. / IS Area)
Curve type: 2nd Order, Origin: Exclude, Weighting: 1/x, Axis trans: None

	#	Name	Type	Std. Conc	RT	Area	IS Area	Response	Conc.	%Dev	Conc. Flag	CoD	CoD Flag	x=excluded
1	1	180307M1_6	Standard	1.250	6.38	380.131	45999.805	1.240	1.1	-11.2	NO	1.000	NO	bb
2	2	180307M1_7	Standard	2.500	6.38	861.575	47599.844	2.715	2.6	3.5	NO	1.000	NO	bb
3	3	180307M1_8	Standard	5.000	6.38	1587.857	47284.527	5.037	4.9	-1.7	NO	1.000	NO	bb
4	4	180307M1_9	Standard	10.000	6.38	3395.976	48261.289	10.555	10.4	4.4	NO	1.000	NO	bb
5	5	180307M1_10	Standard	25.000	6.38	7787.613	46375.184	25.189	25.1	0.5	NO	1.000	NO	bb
6	6	180307M1_11	Standard	50.000	6.38	16504.201	47580.867	52.030	52.1	4.2	NO	1.000	NO	db
7	7	180307M1_12	Standard	250.000	6.38	76680.508	45950.070	250.317	253.7	1.5	NO	1.000	NO	bb
8	8	180307M1_13	Standard	500.000	6.38	145174.781	45006.234	483.849	496.7	-0.7	NO	1.000	NO	bb
9	9	180307M1_14	Standard	1250.000	6.38	319816.563	41225.855	1163.650	1242.6	-0.6	NO	1.000	NO	bb
10	10	180307M1_15	Standard	2500.000	6.38	545861.313	37446.316	2186.575	2504.6	0.2	NO	1.000	NO	bb

Compound name: PFHxDA
Coefficient of Determination: R^2 = 0.999708
Calibration curve: -0.000278545 * x^2 + 0.441894 * x + 0.0447249
Response type: Internal Std (Ref 54), Area * (IS Conc. / IS Area)
Curve type: 2nd Order, Origin: Exclude, Weighting: 1/x, Axis trans: None

	#	Name	Type	Std. Conc	RT	Area	IS Area	Response	Conc.	%Dev	Conc. Flag	CoD	CoD Flag	x=excluded
1	1	180307M1_6	Standard	0.250	6.54	504.158	17691.029	0.142	0.2	-11.5	NO	1.000	NO	bb
2	2	180307M1_7	Standard	0.500	6.54	1018.851	17166.857	0.297	0.6	14.1	NO	1.000	NO	bb
3	3	180307M1_8	Standard	1.000	6.55	1941.653	18929.229	0.513	1.1	6.0	NO	1.000	NO	bb
4	4	180307M1_9	Standard	2.000	6.55	3731.432	20879.078	0.894	1.9	-3.8	NO	1.000	NO	MM
5	5	180307M1_10	Standard	5.000	6.54	8557.067	19528.982	2.191	4.9	-2.6	NO	1.000	NO	bb
6	6	180307M1_11	Standard	10.000	6.54	16432.266	19595.674	4.193	9.4	-5.6	NO	1.000	NO	MM
7	7	180307M1_12	Standard	50.000	6.54	75667.555	16901.379	22.385	52.3	4.6	NO	1.000	NO	bb
8	8	180307M1_13	Standard	100.000	6.54	148721.766	18017.502	41.271	99.5	-0.5	NO	1.000	NO	bb
9	9	180307M1_14	Standard	250.000	6.54	342528.500	18562.684	92.263	247.2	-1.1	NO	1.000	NO	bb
10	10	180307M1_15	Standard	500.000	6.55	551063.688	18159.881	151.726	502.3	0.5	NO	1.000	NO	bb

Dataset: F:\Projects\PFAS.PRO\Results\180307M1\180307M1-CRV_B.qld

Last Altered: Thursday, March 08, 2018 11:45:01 Pacific Standard Time
Printed: Thursday, March 08, 2018 11:54:45 Pacific Standard Time

Compound name: PFODA
Coefficient of Determination: R^2 = 0.999091
Calibration curve: -0.000428953 * x^2 + 0.776714 * x + -0.0227857
Response type: Internal Std (Ref 54), Area * (IS Conc. / IS Area)
Curve type: 2nd Order, Origin: Include, Weighting: 1/x, Axis trans: None

	#	Name	Type	Std. Conc	RT	Area	IS Area	Response	Conc.	%Dev	Conc. Flag	CoD	CoD Flag	x=excluded
1	1	180307M1_6	Standard	0.250	6.78	673.743	17691.029	0.190	0.3	9.8	NO	0.999	NO	bb
2	2	180307M1_7	Standard	0.500	6.78	1361.136	17166.857	0.396	0.5	8.0	NO	0.999	NO	bb
3	3	180307M1_8	Standard	1.000	6.78	2484.968	18929.229	0.656	0.9	-12.5	NO	0.999	NO	bb
4	4	180307M1_9	Standard	2.000	6.78	5903.179	20879.078	1.414	1.9	-7.4	NO	0.999	NO	bb
5	5	180307M1_10	Standard	5.000	6.78	14046.558	19528.982	3.596	4.7	-6.6	NO	0.999	NO	bb
6	6	180307M1_11	Standard	10.000	6.78	27304.969	19595.674	6.967	9.0	-9.6	NO	0.999	NO	bb
7	7	180307M1_12	Standard	50.000	6.78	135819.141	16901.379	40.180	53.3	6.7	NO	0.999	NO	bb
8	8	180307M1_13	Standard	100.000	6.78	270097.531	18017.502	74.954	102.3	2.3	NO	0.999	NO	bb
9	9	180307M1_14	Standard	250.000	6.78	603911.625	18562.684	162.668	241.7	-3.3	NO	0.999	NO	bb
10	10	180307M1_15	Standard	500.000	6.78	1027448.563	18159.881	282.890	505.2	1.0	NO	0.999	NO	bb

Compound name: N-MeFOSE
Coefficient of Determination: R^2 = 0.999493
Calibration curve: -1.76031e-005 * x^2 + 0.909327 * x + 0.284381
Response type: Internal Std (Ref 55), Area * (IS Conc. / IS Area)
Curve type: 2nd Order, Origin: Exclude, Weighting: 1/x, Axis trans: None

	#	Name	Type	Std. Conc	RT	Area	IS Area	Response	Conc.	%Dev	Conc. Flag	CoD	CoD Flag	x=excluded
1	1	180307M1_6	Standard	1.250	6.51	293.785	32477.299	1.357	1.2	-5.6	NO	0.999	NO	MM
2	2	180307M1_7	Standard	2.500	6.51	564.032	34041.594	2.485	2.4	-3.2	NO	0.999	NO	bb
3	3	180307M1_8	Standard	5.000	6.51	1098.055	34844.875	4.727	4.9	-2.3	NO	0.999	NO	bb
4	4	180307M1_9	Standard	10.000	6.51	2297.429	33710.641	10.223	10.9	9.3	NO	0.999	NO	bb
5	5	180307M1_10	Standard	25.000	6.51	5880.775	40497.918	21.782	23.7	-5.4	NO	0.999	NO	bb
6	6	180307M1_11	Standard	50.000	6.51	12704.530	38019.125	50.124	54.9	9.7	NO	0.999	NO	bb
7	7	180307M1_12	Standard	250.000	6.51	54219.332	37215.945	218.533	241.1	-3.5	NO	0.999	NO	bb
8	8	180307M1_13	Standard	500.000	6.51	117174.961	38618.633	455.123	505.1	1.0	NO	0.999	NO	bb
9	9	180307M1_14	Standard	1250.000	6.51	274831.813	37171.352	1109.047	1249.5	-0.0	NO	0.999	NO	MM
10	10	180307M1_15	Standard	2500.000	6.51	589420.625	30326.441	2915.380	3434.1	37.4	YES	0.999	NO	bbX

Dataset: F:\Projects\PFAS.PRO\Results\180307M1\180307M1-CRV_B.qld

Last Altered: Thursday, March 08, 2018 11:45:01 Pacific Standard Time
Printed: Thursday, March 08, 2018 11:54:45 Pacific Standard Time

Compound name: N-EtFOSE
Correlation coefficient: r = 0.997737, r^2 = 0.995479
Calibration curve: 1.14523 * x + 0.0635125
Response type: Internal Std (Ref 56), Area * (IS Conc. / IS Area)
Curve type: Linear, Origin: Exclude, Weighting: 1/x, Axis trans: None

	#	Name	Type	Std. Conc	RT	Area	IS Area	Response	Conc.	%Dev	Conc. Flag	CoD	CoD Flag	x=excluded
1	1	180307M1_6	Standard	1.250	6.66	335.230	31836.859	1.579	1.3	5.9	NO	0.995	NO	bb
2	2	180307M1_7	Standard	2.500	6.66	573.730	34272.461	2.511	2.1	-14.5	NO	0.995	NO	bb
3	3	180307M1_8	Standard	5.000	6.66	1281.841	34332.547	5.600	4.8	-3.3	NO	0.995	NO	bb
4	4	180307M1_9	Standard	10.000	6.66	2723.358	31726.926	12.876	11.2	11.9	NO	0.995	NO	bb
5	5	180307M1_10	Standard	25.000	6.66	6842.839	31259.656	32.835	28.6	14.5	NO	0.995	NO	MM
6	6	180307M1_11	Standard	50.000	6.66	13307.713	36738.668	54.334	47.4	-5.2	NO	0.995	NO	bb
7	7	180307M1_12	Standard	250.000	6.65	69324.695	36722.395	283.171	247.2	-1.1	NO	0.995	NO	bb
8	8	180307M1_13	Standard	500.000	6.66	119417.531	36858.855	485.979	424.3	-15.1	NO	0.995	NO	MM
9	9	180307M1_14	Standard	1250.000	6.66	310575.813	30130.947	1546.130	1350.0	8.0	NO	0.995	NO	bb
10	10	180307M1_15	Standard	2500.000	6.66	576508.938	30486.617	2836.534	2476.8	-0.9	NO	0.995	NO	MM

Compound name: 13C3-PFBA
Response Factor: 0.828882
RRF SD: 0.0202927, Relative SD: 2.44821
Response type: Internal Std (Ref 57), Area * (IS Conc. / IS Area)
Curve type: RF

	#	Name	Type	Std. Conc	RT	Area	IS Area	Response	Conc.	%Dev	Conc. Flag	CoD	CoD Flag	x=excluded
1	1	180307M1_6	Standard	12.500	1.44	9824.608	11913.019	10.309	12.4	-0.5	NO		NO	MM
2	2	180307M1_7	Standard	12.500	1.44	9895.282	11670.860	10.598	12.8	2.3	NO		NO	MM
3	3	180307M1_8	Standard	12.500	1.44	10102.556	12513.510	10.092	12.2	-2.6	NO		NO	MM
4	4	180307M1_9	Standard	12.500	1.44	9841.975	12063.313	10.198	12.3	-1.6	NO		NO	bb
5	5	180307M1_10	Standard	12.500	1.45	9842.197	11733.447	10.485	12.6	1.2	NO		NO	MM
6	6	180307M1_11	Standard	12.500	1.44	10122.453	12087.994	10.467	12.6	1.0	NO		NO	MM
7	7	180307M1_12	Standard	12.500	1.44	9850.197	11479.978	10.725	12.9	3.5	NO		NO	MM
8	8	180307M1_13	Standard	12.500	1.44	10479.329	12326.416	10.627	12.8	2.6	NO		NO	MM
9	9	180307M1_14	Standard	12.500	1.44	9942.326	12317.780	10.089	12.2	-2.6	NO		NO	MM
10	10	180307M1_15	Standard	12.500	1.44	9084.362	11333.963	10.019	12.1	-3.3	NO		NO	MM

Dataset: F:\Projects\PFAS.PRO\Results\180307M1\180307M1-CRV_B.qld

Last Altered: Thursday, March 08, 2018 11:45:01 Pacific Standard Time
Printed: Thursday, March 08, 2018 11:54:45 Pacific Standard Time

Compound name: 13C3-PFPeA
Response Factor: 0.814169
RRF SD: 0.0239095, Relative SD: 2.93667
Response type: Internal Std (Ref 58), Area * (IS Conc. / IS Area)
Curve type: RF

	#	Name	Type	Std. Conc	RT	Area	IS Area	Response	Conc.	%Dev	Conc. Flag	CoD	CoD Flag	x=excluded
1	1	180307M1_6	Standard	12.500	2.40	23821.547	30560.584	9.744	12.0	-4.3	NO		NO	bb
2	2	180307M1_7	Standard	12.500	2.40	24512.961	29316.080	10.452	12.8	2.7	NO		NO	bb
3	3	180307M1_8	Standard	12.500	2.40	24096.129	31022.082	9.709	11.9	-4.6	NO		NO	bb
4	4	180307M1_9	Standard	12.500	2.40	24542.238	30778.254	9.967	12.2	-2.1	NO		NO	bb
5	5	180307M1_10	Standard	12.500	2.41	24455.305	30220.535	10.115	12.4	-0.6	NO		NO	bb
6	6	180307M1_11	Standard	12.500	2.41	25070.332	30619.389	10.235	12.6	0.6	NO		NO	bb
7	7	180307M1_12	Standard	12.500	2.40	24243.928	29458.279	10.287	12.6	1.1	NO		NO	bb
8	8	180307M1_13	Standard	12.500	2.40	24764.072	29575.127	10.467	12.9	2.8	NO		NO	bb
9	9	180307M1_14	Standard	12.500	2.40	23718.857	29064.756	10.201	12.5	0.2	NO		NO	bb
10	10	180307M1_15	Standard	12.500	2.41	22429.846	26465.123	10.594	13.0	4.1	NO		NO	bb

Compound name: 13C3-PFBS
Response Factor: 0.0962736
RRF SD: 0.00246573, Relative SD: 2.56116
Response type: Internal Std (Ref 58), Area * (IS Conc. / IS Area)
Curve type: RF

	#	Name	Type	Std. Conc	RT	Area	IS Area	Response	Conc.	%Dev	Conc. Flag	CoD	CoD Flag	x=excluded
1	1	180307M1_6	Standard	12.500	2.67	2998.788	30560.584	1.227	12.7	1.9	NO		NO	bb
2	2	180307M1_7	Standard	12.500	2.67	2904.141	29316.080	1.238	12.9	2.9	NO		NO	bb
3	3	180307M1_8	Standard	12.500	2.68	2938.982	31022.082	1.184	12.3	-1.6	NO		NO	bb
4	4	180307M1_9	Standard	12.500	2.67	3072.259	30778.254	1.248	13.0	3.7	NO		NO	bb
5	5	180307M1_10	Standard	12.500	2.68	2840.206	30220.535	1.175	12.2	-2.4	NO		NO	bb
6	6	180307M1_11	Standard	12.500	2.68	2997.817	30619.389	1.224	12.7	1.7	NO		NO	bb
7	7	180307M1_12	Standard	12.500	2.68	2762.643	29458.279	1.172	12.2	-2.6	NO		NO	bb
8	8	180307M1_13	Standard	12.500	2.68	2886.854	29575.127	1.220	12.7	1.4	NO		NO	bb
9	9	180307M1_14	Standard	12.500	2.67	2747.992	29064.756	1.182	12.3	-1.8	NO		NO	bb
10	10	180307M1_15	Standard	12.500	2.68	2465.526	26465.123	1.165	12.1	-3.2	NO		NO	bb

Dataset: F:\Projects\PFAS.PRO\Results\180307M1\180307M1-CRV_B.qld

Last Altered: Thursday, March 08, 2018 11:45:01 Pacific Standard Time
Printed: Thursday, March 08, 2018 11:54:45 Pacific Standard Time

Compound name: 13C2-PFHxA
Response Factor: 0.697253
RRF SD: 0.0196865, Relative SD: 2.82344
Response type: Internal Std (Ref 58), Area * (IS Conc. / IS Area)
Curve type: RF

	#	Name	Type	Std. Conc	RT	Area	IS Area	Response	Conc.	%Dev	Conc. Flag	CoD	CoD Flag	x=excluded
1	1	180307M1_6	Standard	5.000	3.17	8045.409	30560.584	3.291	4.7	-5.6	NO		NO	bb
2	2	180307M1_7	Standard	5.000	3.17	8241.752	29316.080	3.514	5.0	0.8	NO		NO	bb
3	3	180307M1_8	Standard	5.000	3.17	8658.153	31022.082	3.489	5.0	0.1	NO		NO	bb
4	4	180307M1_9	Standard	5.000	3.17	8588.753	30778.254	3.488	5.0	0.1	NO		NO	bb
5	5	180307M1_10	Standard	5.000	3.17	8191.793	30220.535	3.388	4.9	-2.8	NO		NO	bb
6	6	180307M1_11	Standard	5.000	3.17	8690.966	30619.389	3.548	5.1	1.8	NO		NO	bb
7	7	180307M1_12	Standard	5.000	3.17	8074.999	29458.279	3.426	4.9	-1.7	NO		NO	bb
8	8	180307M1_13	Standard	5.000	3.18	8629.913	29575.127	3.647	5.2	4.6	NO		NO	bb
9	9	180307M1_14	Standard	5.000	3.17	8186.364	29064.756	3.521	5.0	1.0	NO		NO	bb
10	10	180307M1_15	Standard	5.000	3.17	7515.802	26465.123	3.550	5.1	1.8	NO		NO	bb

Compound name: 13C4-PFHpA
Response Factor: 0.683417
RRF SD: 0.037656, Relative SD: 5.50996
Response type: Internal Std (Ref 58), Area * (IS Conc. / IS Area)
Curve type: RF

	#	Name	Type	Std. Conc	RT	Area	IS Area	Response	Conc.	%Dev	Conc. Flag	CoD	CoD Flag	x=excluded
1	1	180307M1_6	Standard	12.500	3.79	19264.957	30560.584	7.880	11.5	-7.8	NO		NO	bb
2	2	180307M1_7	Standard	12.500	3.79	20968.758	29316.080	8.941	13.1	4.7	NO		NO	bb
3	3	180307M1_8	Standard	12.500	3.79	21312.088	31022.082	8.587	12.6	0.5	NO		NO	bb
4	4	180307M1_9	Standard	12.500	3.78	21872.414	30778.254	8.883	13.0	4.0	NO		NO	bb
5	5	180307M1_10	Standard	12.500	3.79	20555.994	30220.535	8.502	12.4	-0.5	NO		NO	bb
6	6	180307M1_11	Standard	12.500	3.79	21111.221	30619.389	8.618	12.6	0.9	NO		NO	bb
7	7	180307M1_12	Standard	12.500	3.79	21575.760	29458.279	9.155	13.4	7.2	NO		NO	bb
8	8	180307M1_13	Standard	12.500	3.79	21210.900	29575.127	8.965	13.1	4.9	NO		NO	bb
9	9	180307M1_14	Standard	12.500	3.79	18323.604	29064.756	7.881	11.5	-7.8	NO		NO	bb
10	10	180307M1_15	Standard	12.500	3.79	16968.271	26465.123	8.014	11.7	-6.2	NO		NO	bb

Dataset: F:\Projects\PFAS.PRO\Results\180307M1\180307M1-CRV_B.qld

Last Altered: Thursday, March 08, 2018 11:45:01 Pacific Standard Time
Printed: Thursday, March 08, 2018 11:54:45 Pacific Standard Time

Compound name: 18O2-PFHxS
Response Factor: 0.387383
RRF SD: 0.0329173, Relative SD: 8.49736
Response type: Internal Std (Ref 59), Area * (IS Conc. / IS Area)
Curve type: RF

	#	Name	Type	Std. Conc	RT	Area	IS Area	Response	Conc.	%Dev	Conc. Flag	CoD	CoD Flag	x=excluded
1	1	180307M1_6	Standard	12.500	3.94	2446.629	6458.831	4.735	12.2	-2.2	NO		NO	bb
2	2	180307M1_7	Standard	12.500	3.94	2229.568	5800.963	4.804	12.4	-0.8	NO		NO	bb
3	3	180307M1_8	Standard	12.500	3.94	2530.283	6443.030	4.909	12.7	1.4	NO		NO	bb
4	4	180307M1_9	Standard	12.500	3.94	2174.850	5706.649	4.764	12.3	-1.6	NO		NO	bb
5	5	180307M1_10	Standard	12.500	3.94	2040.889	5743.773	4.442	11.5	-8.3	NO		NO	bb
6	6	180307M1_11	Standard	12.500	3.94	2088.434	6443.786	4.051	10.5	-16.3	NO		NO	bb
7	7	180307M1_12	Standard	12.500	3.94	2286.957	5597.565	5.107	13.2	5.5	NO		NO	bb
8	8	180307M1_13	Standard	12.500	3.94	2472.129	6439.585	4.799	12.4	-0.9	NO		NO	bb
9	9	180307M1_14	Standard	12.500	3.94	2277.938	5213.692	5.461	14.1	12.8	NO		NO	bb
10	10	180307M1_15	Standard	12.500	3.94	2046.028	4779.775	5.351	13.8	10.5	NO		NO	bb

Compound name: 13C2-6:2 FTS
Response Factor: 0.237724
RRF SD: 0.0151144, Relative SD: 6.35797
Response type: Internal Std (Ref 60), Area * (IS Conc. / IS Area)
Curve type: RF

	#	Name	Type	Std. Conc	RT	Area	IS Area	Response	Conc.	%Dev	Conc. Flag	CoD	CoD Flag	x=excluded
1	1	180307M1_6	Standard	12.500	4.25	6496.750	28455.906	2.854	12.0	-4.0	NO		NO	bb
2	2	180307M1_7	Standard	12.500	4.26	6105.219	27503.977	2.775	11.7	-6.6	NO		NO	bb
3	3	180307M1_8	Standard	12.500	4.26	7310.973	30097.717	3.036	12.8	2.2	NO		NO	bb
4	4	180307M1_9	Standard	12.500	4.25	6508.431	30025.602	2.710	11.4	-8.8	NO		NO	bb
5	5	180307M1_10	Standard	12.500	4.25	6992.279	27554.297	3.172	13.3	6.7	NO		NO	bb
6	6	180307M1_11	Standard	12.500	4.26	6942.190	30030.795	2.890	12.2	-2.8	NO		NO	bb
7	7	180307M1_12	Standard	12.500	4.26	7413.398	29160.016	3.178	13.4	6.9	NO		NO	bb
8	8	180307M1_13	Standard	12.500	4.26	7377.302	29196.936	3.158	13.3	6.3	NO		NO	bb
9	9	180307M1_14	Standard	12.500	4.26	10519.205	28385.531	4.632	19.5	55.9	NO		NO	bbX
10	10	180307M1_15	Standard	12.500	4.26	14640.680	25646.574	7.136	30.0	140.1	NO		NO	bbX

Dataset: F:\Projects\PFAS.PRO\Results\180307M1\180307M1-CRV_B.qld

Last Altered: Thursday, March 08, 2018 11:45:01 Pacific Standard Time
Printed: Thursday, March 08, 2018 11:54:45 Pacific Standard Time

Compound name: 13C2-PFOA
Response Factor: 1.07867
RRF SD: 0.0648662, Relative SD: 6.01356
Response type: Internal Std (Ref 60), Area * (IS Conc. / IS Area)
Curve type: RF

	#	Name	Type	Std. Conc	RT	Area	IS Area	Response	Conc.	%Dev	Conc. Flag	CoD	CoD Flag	x=excluded
1	1	180307M1_6	Standard	12.500	4.31	30532.664	28455.906	13.412	12.4	-0.5	NO		NO	bb
2	2	180307M1_7	Standard	12.500	4.31	31370.914	27503.977	14.257	13.2	5.7	NO		NO	bb
3	3	180307M1_8	Standard	12.500	4.31	33852.918	30097.717	14.060	13.0	4.3	NO		NO	bb
4	4	180307M1_9	Standard	12.500	4.31	33526.359	30025.602	13.957	12.9	3.5	NO		NO	bb
5	5	180307M1_10	Standard	12.500	4.31	32575.051	27554.297	14.778	13.7	9.6	NO		NO	bb
6	6	180307M1_11	Standard	12.500	4.31	32186.586	30030.795	13.397	12.4	-0.6	NO		NO	bb
7	7	180307M1_12	Standard	12.500	4.31	29946.346	29160.016	12.837	11.9	-4.8	NO		NO	bb
8	8	180307M1_13	Standard	12.500	4.32	31212.947	29196.936	13.363	12.4	-0.9	NO		NO	bb
9	9	180307M1_14	Standard	12.500	4.31	27353.451	28385.531	12.046	11.2	-10.7	NO		NO	bb
10	10	180307M1_15	Standard	12.500	4.31	26110.033	25646.574	12.726	11.8	-5.6	NO		NO	bb

Compound name: 13C5-PFNA
Response Factor: 0.853069
RRF SD: 0.0710942, Relative SD: 8.33394
Response type: Internal Std (Ref 61), Area * (IS Conc. / IS Area)
Curve type: RF

	#	Name	Type	Std. Conc	RT	Area	IS Area	Response	Conc.	%Dev	Conc. Flag	CoD	CoD Flag	x=excluded
1	1	180307M1_6	Standard	12.500	4.75	22022.002	30077.711	9.152	10.7	-14.2	NO		NO	bb
2	2	180307M1_7	Standard	12.500	4.75	25206.621	33846.863	9.309	10.9	-12.7	NO		NO	bb
3	3	180307M1_8	Standard	12.500	4.75	23178.902	28731.975	10.084	11.8	-5.4	NO		NO	bb
4	4	180307M1_9	Standard	12.500	4.75	25129.461	28225.410	11.129	13.0	4.4	NO		NO	bb
5	5	180307M1_10	Standard	12.500	4.75	26929.178	30781.453	10.936	12.8	2.6	NO		NO	bb
6	6	180307M1_11	Standard	12.500	4.75	26737.170	28249.201	11.831	13.9	10.9	NO		NO	bb
7	7	180307M1_12	Standard	12.500	4.75	27318.008	30257.328	11.286	13.2	5.8	NO		NO	bb
8	8	180307M1_13	Standard	12.500	4.75	26922.209	29683.301	11.337	13.3	6.3	NO		NO	bb
9	9	180307M1_14	Standard	12.500	4.75	24920.957	29580.977	10.531	12.3	-1.2	NO		NO	bb
10	10	180307M1_15	Standard	12.500	4.75	23305.322	26389.727	11.039	12.9	3.5	NO		NO	bb

Vista Analytical Laboratory

Dataset: F:\Projects\PFAS.PRO\Results\180307M1\180307M1-CRV_B.qld

Last Altered: Thursday, March 08, 2018 11:45:01 Pacific Standard Time
Printed: Thursday, March 08, 2018 11:54:45 Pacific Standard Time

Compound name: 13C8-PFOSA
Response Factor: 0.159407
RRF SD: 0.0127398, Relative SD: 7.99198
Response type: Internal Std (Ref 64), Area * (IS Conc. / IS Area)
Curve type: RF

	#	Name	Type	Std. Conc	RT	Area	IS Area	Response	Conc.	%Dev	Conc. Flag	CoD	CoD Flag	x=excluded
1	1	180307M1_6	Standard	12.500	4.83	4919.574	32989.410	1.864	11.7	-6.4	NO		NO	bb
2	2	180307M1_7	Standard	12.500	4.83	5854.420	36228.250	2.020	12.7	1.4	NO		NO	bb
3	3	180307M1_8	Standard	12.500	4.83	4777.905	33282.211	1.794	11.3	-9.9	NO		NO	bb
4	4	180307M1_9	Standard	12.500	4.82	5815.987	36012.574	2.019	12.7	1.3	NO		NO	bb
5	5	180307M1_10	Standard	12.500	4.82	5906.317	38909.535	1.897	11.9	-4.8	NO		NO	bb
6	6	180307M1_11	Standard	12.500	4.82	5900.859	33203.250	2.221	13.9	11.5	NO		NO	bb
7	7	180307M1_12	Standard	12.500	4.83	5435.145	31065.139	2.187	13.7	9.8	NO		NO	bb
8	8	180307M1_13	Standard	12.500	4.83	5248.169	35045.059	1.872	11.7	-6.1	NO		NO	bb
9	9	180307M1_14	Standard	12.500	4.82	4805.989	27414.619	2.191	13.7	10.0	NO		NO	bb
10	10	180307M1_15	Standard	12.500	4.82	4495.495	30221.021	1.859	11.7	-6.7	NO		NO	bb

Compound name: 13C8-PFOS
Response Factor: 0.93387
RRF SD: 0.0965517, Relative SD: 10.3389
Response type: Internal Std (Ref 62), Area * (IS Conc. / IS Area)
Curve type: RF

	#	Name	Type	Std. Conc	RT	Area	IS Area	Response	Conc.	%Dev	Conc. Flag	CoD	CoD Flag	x=excluded
1	1	180307M1_6	Standard	12.500	4.83	6218.598	6658.142	11.675	12.5	0.0	NO		NO	bb
2	2	180307M1_7	Standard	12.500	4.83	5402.603	5995.685	11.264	12.1	-3.5	NO		NO	bb
3	3	180307M1_8	Standard	12.500	4.84	5358.291	6100.896	10.978	11.8	-6.0	NO		NO	bb
4	4	180307M1_9	Standard	12.500	4.83	6202.607	5356.792	14.474	15.5	24.0	NO		NO	bb
5	5	180307M1_10	Standard	12.500	4.83	5824.164	6122.242	11.891	12.7	1.9	NO		NO	bb
6	6	180307M1_11	Standard	12.500	4.83	6158.780	6863.106	11.217	12.0	-3.9	NO		NO	bb
7	7	180307M1_12	Standard	12.500	4.83	6672.159	6626.779	12.586	13.5	7.8	NO		NO	bb
8	8	180307M1_13	Standard	12.500	4.84	4623.723	5867.872	9.850	10.5	-15.6	NO		NO	bb
9	9	180307M1_14	Standard	12.500	4.84	5302.071	5731.844	11.563	12.4	-0.9	NO		NO	bb
10	10	180307M1_15	Standard	12.500	4.83	5152.529	5731.848	11.237	12.0	-3.7	NO		NO	bb

Dataset: F:\Projects\PFAS.PRO\Results\180307M1\180307M1-CRV_B.qld

Last Altered: Thursday, March 08, 2018 11:45:01 Pacific Standard Time
Printed: Thursday, March 08, 2018 11:54:45 Pacific Standard Time

Compound name: 13C2-PFDA
Response Factor: 0.898362
RRF SD: 0.0412388, Relative SD: 4.59045
Response type: Internal Std (Ref 63), Area * (IS Conc. / IS Area)
Curve type: RF

	#	Name	Type	Std. Conc	RT	Area	IS Area	Response	Conc.	%Dev	Conc. Flag	CoD	CoD Flag	x=excluded
1	1	180307M1_6	Standard	12.500	5.13	32127.043	34230.645	11.732	13.1	4.5	NO		NO	bb
2	2	180307M1_7	Standard	12.500	5.13	29907.893	32747.201	11.416	12.7	1.7	NO		NO	bb
3	3	180307M1_8	Standard	12.500	5.13	29472.965	32481.039	11.342	12.6	1.0	NO		NO	bb
4	4	180307M1_9	Standard	12.500	5.13	30351.541	33832.254	11.214	12.5	-0.1	NO		NO	bb
5	5	180307M1_10	Standard	12.500	5.13	30573.939	32671.717	11.697	13.0	4.2	NO		NO	bb
6	6	180307M1_11	Standard	12.500	5.13	30867.145	33614.219	11.478	12.8	2.2	NO		NO	bb
7	7	180307M1_12	Standard	12.500	5.12	29028.256	30802.908	11.780	13.1	4.9	NO		NO	bb
8	8	180307M1_13	Standard	12.500	5.13	25858.994	30330.973	10.657	11.9	-5.1	NO		NO	bb
9	9	180307M1_14	Standard	12.500	5.13	26867.529	31407.287	10.693	11.9	-4.8	NO		NO	bb
10	10	180307M1_15	Standard	12.500	5.13	22856.254	27778.793	10.285	11.4	-8.4	NO		NO	bb

Compound name: 13C2-8:2 FTS
Response Factor: 0.169931
RRF SD: 0.0273429, Relative SD: 16.0905
Response type: Internal Std (Ref 58), Area * (IS Conc. / IS Area)
Curve type: RF

	#	Name	Type	Std. Conc	RT	Area	IS Area	Response	Conc.	%Dev	Conc. Flag	CoD	CoD Flag	x=excluded
1	1	180307M1_6	Standard	12.500	5.10	4436.534	30560.584	1.815	10.7	-14.6	NO		NO	bb
2	2	180307M1_7	Standard	12.500	5.10	4952.358	29316.080	2.112	12.4	-0.6	NO		NO	bb
3	3	180307M1_8	Standard	12.500	5.10	4793.113	31022.082	1.931	11.4	-9.1	NO		NO	bb
4	4	180307M1_9	Standard	12.500	5.10	4727.313	30778.254	1.920	11.3	-9.6	NO		NO	bb
5	5	180307M1_10	Standard	12.500	5.10	4725.578	30220.535	1.955	11.5	-8.0	NO		NO	bb
6	6	180307M1_11	Standard	12.500	5.10	4818.434	30619.389	1.967	11.6	-7.4	NO		NO	bb
7	7	180307M1_12	Standard	12.500	5.10	5893.292	29458.279	2.501	14.7	17.7	NO		NO	bb
8	8	180307M1_13	Standard	12.500	5.10	6608.832	29575.127	2.793	16.4	31.5	NO		NO	bb
9	9	180307M1_14	Standard	12.500	5.10	8570.097	29064.756	3.686	21.7	73.5	NO		NO	bbX
10	10	180307M1_15	Standard	12.500	5.10	11495.512	26465.123	5.430	32.0	155.6	NO		NO	bbX

Dataset: F:\Projects\PFAS.PRO\Results\180307M1\180307M1-CRV_B.qld

Last Altered: Thursday, March 08, 2018 11:45:01 Pacific Standard Time
Printed: Thursday, March 08, 2018 11:54:45 Pacific Standard Time

Compound name: d3-N-MeFOSAA
Response Factor: 0.372324
RRF SD: 0.033712, Relative SD: 9.05448
Response type: Internal Std (Ref 64), Area * (IS Conc. / IS Area)
Curve type: RF

	#	Name	Type	Std. Conc	RT	Area	IS Area	Response	Conc.	%Dev	Conc. Flag	CoD	CoD Flag	x=excluded
1	1	180307M1_6	Standard	12.500	5.28	12769.586	32989.410	4.839	13.0	4.0	NO		NO	bb
2	2	180307M1_7	Standard	12.500	5.28	13283.781	36228.250	4.583	12.3	-1.5	NO		NO	bb
3	3	180307M1_8	Standard	12.500	5.28	13534.502	33282.211	5.083	13.7	9.2	NO		NO	bb
4	4	180307M1_9	Standard	12.500	5.28	13209.920	36012.574	4.585	12.3	-1.5	NO		NO	bb
5	5	180307M1_10	Standard	12.500	5.28	13529.389	38909.535	4.346	11.7	-6.6	NO		NO	bb
6	6	180307M1_11	Standard	12.500	5.28	13214.723	33203.250	4.975	13.4	6.9	NO		NO	bb
7	7	180307M1_12	Standard	12.500	5.28	11444.004	31065.139	4.605	12.4	-1.1	NO		NO	bb
8	8	180307M1_13	Standard	12.500	5.28	10681.306	35045.059	3.810	10.2	-18.1	NO		NO	bb
9	9	180307M1_14	Standard	12.500	5.28	11602.172	27414.619	5.290	14.2	13.7	NO		NO	bb
10	10	180307M1_15	Standard	12.500	5.28	10695.817	30221.021	4.424	11.9	-4.9	NO		NO	bb

Compound name: d5-N-EtFOSAA
Response Factor: 0.384931
RRF SD: 0.0315511, Relative SD: 8.19654
Response type: Internal Std (Ref 64), Area * (IS Conc. / IS Area)
Curve type: RF

	#	Name	Type	Std. Conc	RT	Area	IS Area	Response	Conc.	%Dev	Conc. Flag	CoD	CoD Flag	x=excluded
1	1	180307M1_6	Standard	12.500	5.44	12905.796	32989.410	4.890	12.7	1.6	NO		NO	bb
2	2	180307M1_7	Standard	12.500	5.44	13542.944	36228.250	4.673	12.1	-2.9	NO		NO	bb
3	3	180307M1_8	Standard	12.500	5.44	12214.951	33282.211	4.588	11.9	-4.7	NO		NO	bb
4	4	180307M1_9	Standard	12.500	5.44	15160.477	36012.574	5.262	13.7	9.4	NO		NO	bb
5	5	180307M1_10	Standard	12.500	5.44	13800.334	38909.535	4.433	11.5	-7.9	NO		NO	bb
6	6	180307M1_11	Standard	12.500	5.44	14121.495	33203.250	5.316	13.8	10.5	NO		NO	bb
7	7	180307M1_12	Standard	12.500	5.43	13212.187	31065.139	5.316	13.8	10.5	NO		NO	bb
8	8	180307M1_13	Standard	12.500	5.44	12503.156	35045.059	4.460	11.6	-7.3	NO		NO	bb
9	9	180307M1_14	Standard	12.500	5.44	10833.138	27414.619	4.939	12.8	2.7	NO		NO	bb
10	10	180307M1_15	Standard	12.500	5.43	10247.096	30221.021	4.238	11.0	-11.9	NO		NO	bb

Vista Analytical Laboratory

Dataset: F:\Projects\PFAS.PRO\Results\180307M1\180307M1-CRV_B.qld

Last Altered: Thursday, March 08, 2018 11:45:01 Pacific Standard Time
Printed: Thursday, March 08, 2018 11:54:45 Pacific Standard Time

Compound name: 13C2-PFUdA
Response Factor: 0.960647
RRF SD: 0.0711129, Relative SD: 7.40261
Response type: Internal Std (Ref 64), Area * (IS Conc. / IS Area)
Curve type: RF

	#	Name	Type	Std. Conc	RT	Area	IS Area	Response	Conc.	%Dev	Conc. Flag	CoD	CoD Flag	x=excluded
1	1	180307M1_6	Standard	12.500	5.45	36079.578	32989.410	13.671	14.2	13.8	NO		NO	bb
2	2	180307M1_7	Standard	12.500	5.45	32323.082	36228.250	11.153	11.6	-7.1	NO		NO	bb
3	3	180307M1_8	Standard	12.500	5.45	29942.510	33282.211	11.246	11.7	-6.3	NO		NO	bb
4	4	180307M1_9	Standard	12.500	5.45	33651.383	36012.574	11.680	12.2	-2.7	NO		NO	bb
5	5	180307M1_10	Standard	12.500	5.45	35294.609	38909.535	11.339	11.8	-5.6	NO		NO	bb
6	6	180307M1_11	Standard	12.500	5.45	34164.020	33203.250	12.862	13.4	7.1	NO		NO	bb
7	7	180307M1_12	Standard	12.500	5.45	31519.117	31065.139	12.683	13.2	5.6	NO		NO	bb
8	8	180307M1_13	Standard	12.500	5.45	31975.871	35045.059	11.405	11.9	-5.0	NO		NO	bb
9	9	180307M1_14	Standard	12.500	5.45	27861.021	27414.619	12.704	13.2	5.8	NO		NO	bb
10	10	180307M1_15	Standard	12.500	5.45	27415.012	30221.021	11.339	11.8	-5.6	NO		NO	bb

Compound name: 13C2-PFDoA
Response Factor: 0.863628
RRF SD: 0.0650987, Relative SD: 7.53782
Response type: Internal Std (Ref 64), Area * (IS Conc. / IS Area)
Curve type: RF

	#	Name	Type	Std. Conc	RT	Area	IS Area	Response	Conc.	%Dev	Conc. Flag	CoD	CoD Flag	x=excluded
1	1	180307M1_6	Standard	12.500	5.74	29503.223	32989.410	11.179	12.9	3.6	NO		NO	bb
2	2	180307M1_7	Standard	12.500	5.74	30381.654	36228.250	10.483	12.1	-2.9	NO		NO	bb
3	3	180307M1_8	Standard	12.500	5.74	30715.730	33282.211	11.536	13.4	6.9	NO		NO	bb
4	4	180307M1_9	Standard	12.500	5.74	30818.688	36012.574	10.697	12.4	-0.9	NO		NO	bb
5	5	180307M1_10	Standard	12.500	5.74	29651.736	38909.535	9.526	11.0	-11.8	NO		NO	bb
6	6	180307M1_11	Standard	12.500	5.74	29221.512	33203.250	11.001	12.7	1.9	NO		NO	bb
7	7	180307M1_12	Standard	12.500	5.74	28221.455	31065.139	11.356	13.1	5.2	NO		NO	bb
8	8	180307M1_13	Standard	12.500	5.74	28603.164	35045.059	10.202	11.8	-5.5	NO		NO	bb
9	9	180307M1_14	Standard	12.500	5.74	26673.678	27414.619	12.162	14.1	12.7	NO		NO	bb
10	10	180307M1_15	Standard	12.500	5.74	23720.662	30221.021	9.811	11.4	-9.1	NO		NO	bb

Dataset: F:\Projects\PFAS.PRO\Results\180307M1\180307M1-CRV_B.qld

Last Altered: Thursday, March 08, 2018 11:45:01 Pacific Standard Time
Printed: Thursday, March 08, 2018 11:54:45 Pacific Standard Time

Compound name: d3-N-MeFOSA
Response Factor: 0.0795974
RRF SD: 0.00716079, Relative SD: 8.99626
Response type: Internal Std (Ref 64), Area * (IS Conc. / IS Area)
Curve type: RF

	#	Name	Type	Std. Conc	RT	Area	IS Area	Response	Conc.	%Dev	Conc. Flag	CoD	CoD Flag	x=excluded
1	1	180307M1_6	Standard	150.000	6.00	31873.602	32989.410	12.077	151.7	1.2	NO		NO	MM
2	2	180307M1_7	Standard	150.000	6.00	31876.275	36228.250	10.998	138.2	-7.9	NO		NO	bb
3	3	180307M1_8	Standard	150.000	6.00	31089.428	33282.211	11.676	146.7	-2.2	NO		NO	bb
4	4	180307M1_9	Standard	150.000	6.00	32532.418	36012.574	11.292	141.9	-5.4	NO		NO	bb
5	5	180307M1_10	Standard	150.000	6.00	32350.680	38909.535	10.393	130.6	-13.0	NO		NO	bb
6	6	180307M1_11	Standard	150.000	6.00	32294.211	33203.250	12.158	152.7	1.8	NO		NO	bb
7	7	180307M1_12	Standard	150.000	6.00	32064.432	31065.139	12.902	162.1	8.1	NO		NO	bb
8	8	180307M1_13	Standard	150.000	6.00	31968.764	35045.059	11.403	143.3	-4.5	NO		NO	bb
9	9	180307M1_14	Standard	150.000	6.00	31199.273	27414.619	14.226	178.7	19.1	NO		NO	bb
10	10	180307M1_15	Standard	150.000	6.00	29666.994	30221.021	12.271	154.2	2.8	NO		NO	bb

Compound name: 13C2-PFTeDA
Response Factor: 0.691627
RRF SD: 0.096659, Relative SD: 13.9756
Response type: Internal Std (Ref 64), Area * (IS Conc. / IS Area)
Curve type: RF

	#	Name	Type	Std. Conc	RT	Area	IS Area	Response	Conc.	%Dev	Conc. Flag	CoD	CoD Flag	x=excluded
1	1	180307M1_6	Standard	12.500	6.21	25854.600	32989.410	9.797	14.2	13.3	NO		NO	bb
2	2	180307M1_7	Standard	12.500	6.21	20066.039	36228.250	6.923	10.0	-19.9	NO		NO	bb
3	3	180307M1_8	Standard	12.500	6.21	23711.734	33282.211	8.906	12.9	3.0	NO		NO	bb
4	4	180307M1_9	Standard	12.500	6.21	25239.217	36012.574	8.761	12.7	1.3	NO		NO	bb
5	5	180307M1_10	Standard	12.500	6.21	22316.645	38909.535	7.169	10.4	-17.1	NO		NO	bb
6	6	180307M1_11	Standard	12.500	6.21	23169.928	33203.250	8.723	12.6	0.9	NO		NO	bb
7	7	180307M1_12	Standard	12.500	6.21	23849.846	31065.139	9.597	13.9	11.0	NO		NO	bb
8	8	180307M1_13	Standard	12.500	6.21	20601.824	35045.059	7.348	10.6	-15.0	NO		NO	bb
9	9	180307M1_14	Standard	12.500	6.21	23342.805	27414.619	10.643	15.4	23.1	NO		NO	bb
10	10	180307M1_15	Standard	12.500	6.21	20759.713	30221.021	8.587	12.4	-0.7	NO		NO	bb

Dataset: F:\Projects\PFAS.PRO\Results\180307M1\180307M1-CRV_B.qld

Last Altered: Thursday, March 08, 2018 11:45:01 Pacific Standard Time
Printed: Thursday, March 08, 2018 11:54:45 Pacific Standard Time

Compound name: d5-N-ETFOSA
Response Factor: 0.113336
RRF SD: 0.0086166, Relative SD: 7.60273
Response type: Internal Std (Ref 64), Area * (IS Conc. / IS Area)
Curve type: RF

	#	Name	Type	Std. Conc	RT	Area	IS Area	Response	Conc.	%Dev	Conc. Flag	CoD	CoD Flag	x=excluded
1	1	180307M1_6	Standard	150.000	6.39	45999.805	32989.410	17.430	153.8	2.5	NO		NO	bb
2	2	180307M1_7	Standard	150.000	6.39	47599.844	36228.250	16.424	144.9	-3.4	NO		NO	bb
3	3	180307M1_8	Standard	150.000	6.40	47284.527	33282.211	17.759	156.7	4.5	NO		NO	bb
4	4	180307M1_9	Standard	150.000	6.40	48261.289	36012.574	16.752	147.8	-1.5	NO		NO	bb
5	5	180307M1_10	Standard	150.000	6.39	46375.184	38909.535	14.898	131.5	-12.4	NO		NO	bb
6	6	180307M1_11	Standard	150.000	6.39	47580.867	33203.250	17.913	158.1	5.4	NO		NO	bb
7	7	180307M1_12	Standard	150.000	6.39	45950.070	31065.139	18.489	163.1	8.8	NO		NO	bb
8	8	180307M1_13	Standard	150.000	6.39	45006.234	35045.059	16.053	141.6	-5.6	NO		NO	bb
9	9	180307M1_14	Standard	150.000	6.39	41225.855	27414.619	18.797	165.9	10.6	NO		NO	bb
10	10	180307M1_15	Standard	150.000	6.40	37446.316	30221.021	15.489	136.7	-8.9	NO		NO	bb

Compound name: 13C2-PFHxDA
Response Factor: 1.39673
RRF SD: 0.145455, Relative SD: 10.414
Response type: Internal Std (Ref 64), Area * (IS Conc. / IS Area)
Curve type: RF

	#	Name	Type	Std. Conc	RT	Area	IS Area	Response	Conc.	%Dev	Conc. Flag	CoD	CoD Flag	x=excluded
1	1	180307M1_6	Standard	5.000	6.54	17691.029	32989.410	6.703	4.8	-4.0	NO		NO	bb
2	2	180307M1_7	Standard	5.000	6.54	17166.857	36228.250	5.923	4.2	-15.2	NO		NO	bb
3	3	180307M1_8	Standard	5.000	6.55	18929.229	33282.211	7.109	5.1	1.8	NO		NO	bb
4	4	180307M1_9	Standard	5.000	6.54	20879.078	36012.574	7.247	5.2	3.8	NO		NO	bb
5	5	180307M1_10	Standard	5.000	6.54	19528.982	38909.535	6.274	4.5	-10.2	NO		NO	bb
6	6	180307M1_11	Standard	5.000	6.54	19595.674	33203.250	7.377	5.3	5.6	NO		NO	MM
7	7	180307M1_12	Standard	5.000	6.54	16901.379	31065.139	6.801	4.9	-2.6	NO		NO	bb
8	8	180307M1_13	Standard	5.000	6.54	18017.502	35045.059	6.427	4.6	-8.0	NO		NO	bb
9	9	180307M1_14	Standard	5.000	6.54	18562.684	27414.619	8.464	6.1	21.2	NO		NO	bb
10	10	180307M1_15	Standard	5.000	6.55	18159.881	30221.021	7.511	5.4	7.6	NO		NO	bb

Dataset: F:\Projects\PFAS.PRO\Results\180307M1\180307M1-CRV_B.qld

Last Altered: Thursday, March 08, 2018 11:45:01 Pacific Standard Time
Printed: Thursday, March 08, 2018 11:54:45 Pacific Standard Time

Compound name: d7-N-MeFOSE
Response Factor: 0.0896031
RRF SD: 0.0108492, Relative SD: 12.1081
Response type: Internal Std (Ref 64), Area * (IS Conc. / IS Area)
Curve type: RF

	#	Name	Type	Std. Conc	RT	Area	IS Area	Response	Conc.	%Dev	Conc. Flag	CoD	CoD Flag	x=excluded
1	1	180307M1_6	Standard	150.000	6.50	32477.299	32989.410	12.306	137.3	-8.4	NO		NO	bb
2	2	180307M1_7	Standard	150.000	6.50	34041.594	36228.250	11.746	131.1	-12.6	NO		NO	bb
3	3	180307M1_8	Standard	150.000	6.50	34844.875	33282.211	13.087	146.1	-2.6	NO		NO	MM
4	4	180307M1_9	Standard	150.000	6.50	33710.641	36012.574	11.701	130.6	-12.9	NO		NO	MM
5	5	180307M1_10	Standard	150.000	6.50	40497.918	38909.535	13.010	145.2	-3.2	NO		NO	MM
6	6	180307M1_11	Standard	150.000	6.50	38019.125	33203.250	14.313	159.7	6.5	NO		NO	bb
7	7	180307M1_12	Standard	150.000	6.50	37215.945	31065.139	14.975	167.1	11.4	NO		NO	MM
8	8	180307M1_13	Standard	150.000	6.50	38618.633	35045.059	13.775	153.7	2.5	NO		NO	MM
9	9	180307M1_14	Standard	150.000	6.50	37171.352	27414.619	16.949	189.2	26.1	NO		NO	MM
10	10	180307M1_15	Standard	150.000	6.50	30326.441	30221.021	12.544	140.0	-6.7	NO		NO	bb

Compound name: d9-N-EtFOSE
Response Factor: 0.0839603
RRF SD: 0.00939759, Relative SD: 11.1929
Response type: Internal Std (Ref 64), Area * (IS Conc. / IS Area)
Curve type: RF

	#	Name	Type	Std. Conc	RT	Area	IS Area	Response	Conc.	%Dev	Conc. Flag	CoD	CoD Flag	x=excluded
1	1	180307M1_6	Standard	150.000	6.64	31836.859	32989.410	12.063	143.7	-4.2	NO		NO	bb
2	2	180307M1_7	Standard	150.000	6.64	34272.461	36228.250	11.825	140.8	-6.1	NO		NO	MM
3	3	180307M1_8	Standard	150.000	6.64	34332.547	33282.211	12.894	153.6	2.4	NO		NO	MM
4	4	180307M1_9	Standard	150.000	6.65	31726.926	36012.574	11.012	131.2	-12.6	NO		NO	MM
5	5	180307M1_10	Standard	150.000	6.64	31259.656	38909.535	10.042	119.6	-20.3	NO		NO	bb
6	6	180307M1_11	Standard	150.000	6.65	36738.668	33203.250	13.831	164.7	9.8	NO		NO	bb
7	7	180307M1_12	Standard	150.000	6.64	36722.395	31065.139	14.776	176.0	17.3	NO		NO	bb
8	8	180307M1_13	Standard	150.000	6.64	36858.855	35045.059	13.147	156.6	4.4	NO		NO	bb
9	9	180307M1_14	Standard	150.000	6.64	30130.947	27414.619	13.739	163.6	9.1	NO		NO	bb
10	10	180307M1_15	Standard	150.000	6.64	30486.617	30221.021	12.610	150.2	0.1	NO		NO	bb

Dataset: F:\Projects\PFAS.PRO\Results\180307M1\180307M1-CRV_B.qld

Last Altered: Thursday, March 08, 2018 11:45:01 Pacific Standard Time
Printed: Thursday, March 08, 2018 11:54:45 Pacific Standard Time

Compound name: 13C4-PFBA
Response Factor: 1
RRF SD: 0, Relative SD: 0
Response type: Internal Std (Ref 57), Area * (IS Conc. / IS Area)
Curve type: RF

	#	Name	Type	Std. Conc	RT	Area	IS Area	Response	Conc.	%Dev	Conc. Flag	CoD	CoD Flag	x=excluded
1	1	180307M1_6	Standard	12.500	1.43	11913.019	11913.019	12.500	12.5	0.0	NO		NO	MM
2	2	180307M1_7	Standard	12.500	1.44	11670.860	11670.860	12.500	12.5	0.0	NO		NO	MM
3	3	180307M1_8	Standard	12.500	1.44	12513.510	12513.510	12.500	12.5	0.0	NO		NO	MM
4	4	180307M1_9	Standard	12.500	1.44	12063.313	12063.313	12.500	12.5	0.0	NO		NO	MM
5	5	180307M1_10	Standard	12.500	1.44	11733.447	11733.447	12.500	12.5	0.0	NO		NO	MM
6	6	180307M1_11	Standard	12.500	1.44	12087.994	12087.994	12.500	12.5	0.0	NO		NO	MM
7	7	180307M1_12	Standard	12.500	1.44	11479.978	11479.978	12.500	12.5	0.0	NO		NO	MM
8	8	180307M1_13	Standard	12.500	1.44	12326.416	12326.416	12.500	12.5	0.0	NO		NO	MM
9	9	180307M1_14	Standard	12.500	1.44	12317.780	12317.780	12.500	12.5	0.0	NO		NO	MM
10	10	180307M1_15	Standard	12.500	1.45	11333.963	11333.963	12.500	12.5	0.0	NO		NO	MM

Compound name: 13C5-PFHxA
Response Factor: 1
RRF SD: 1.28198e-016, Relative SD: 1.28198e-014
Response type: Internal Std (Ref 58), Area * (IS Conc. / IS Area)
Curve type: RF

	#	Name	Type	Std. Conc	RT	Area	IS Area	Response	Conc.	%Dev	Conc. Flag	CoD	CoD Flag	x=excluded
1	1	180307M1_6	Standard	12.500	3.17	30560.584	30560.584	12.500	12.5	0.0	NO		NO	bb
2	2	180307M1_7	Standard	12.500	3.17	29316.080	29316.080	12.500	12.5	0.0	NO		NO	bb
3	3	180307M1_8	Standard	12.500	3.17	31022.082	31022.082	12.500	12.5	0.0	NO		NO	bb
4	4	180307M1_9	Standard	12.500	3.17	30778.254	30778.254	12.500	12.5	0.0	NO		NO	bb
5	5	180307M1_10	Standard	12.500	3.17	30220.535	30220.535	12.500	12.5	0.0	NO		NO	bb
6	6	180307M1_11	Standard	12.500	3.17	30619.389	30619.389	12.500	12.5	0.0	NO		NO	bb
7	7	180307M1_12	Standard	12.500	3.17	29458.279	29458.279	12.500	12.5	0.0	NO		NO	bb
8	8	180307M1_13	Standard	12.500	3.17	29575.127	29575.127	12.500	12.5	0.0	NO		NO	bb
9	9	180307M1_14	Standard	12.500	3.17	29064.756	29064.756	12.500	12.5	0.0	NO		NO	bb
10	10	180307M1_15	Standard	12.500	3.17	26465.123	26465.123	12.500	12.5	0.0	NO		NO	bb

Dataset: F:\Projects\PFAS.PRO\Results\180307M1\180307M1-CRV_B.qld

Last Altered: Thursday, March 08, 2018 11:45:01 Pacific Standard Time
Printed: Thursday, March 08, 2018 11:54:45 Pacific Standard Time

Compound name: 13C3-PFHxS
Response Factor: 1
RRF SD: 5.23364e-017, Relative SD: 5.23364e-015
Response type: Internal Std (Ref 59), Area * (IS Conc. / IS Area)
Curve type: RF

	#	Name	Type	Std. Conc	RT	Area	IS Area	Response	Conc.	%Dev	Conc. Flag	CoD	CoD Flag	x=excluded
1	1	180307M1_6	Standard	12.500	3.94	6458.831	6458.831	12.500	12.5	0.0	NO		NO	bb
2	2	180307M1_7	Standard	12.500	3.94	5800.963	5800.963	12.500	12.5	0.0	NO		NO	bb
3	3	180307M1_8	Standard	12.500	3.94	6443.030	6443.030	12.500	12.5	0.0	NO		NO	bb
4	4	180307M1_9	Standard	12.500	3.94	5706.649	5706.649	12.500	12.5	0.0	NO		NO	bb
5	5	180307M1_10	Standard	12.500	3.94	5743.773	5743.773	12.500	12.5	0.0	NO		NO	bb
6	6	180307M1_11	Standard	12.500	3.94	6443.786	6443.786	12.500	12.5	0.0	NO		NO	bb
7	7	180307M1_12	Standard	12.500	3.94	5597.565	5597.565	12.500	12.5	0.0	NO		NO	bb
8	8	180307M1_13	Standard	12.500	3.94	6439.585	6439.585	12.500	12.5	0.0	NO		NO	bb
9	9	180307M1_14	Standard	12.500	3.94	5213.692	5213.692	12.500	12.5	0.0	NO		NO	bb
10	10	180307M1_15	Standard	12.500	3.94	4779.775	4779.775	12.500	12.5	0.0	NO		NO	bb

Compound name: 13C8-PFOA
Response Factor: 1
RRF SD: 8.27511e-017, Relative SD: 8.27511e-015
Response type: Internal Std (Ref 60), Area * (IS Conc. / IS Area)
Curve type: RF

	#	Name	Type	Std. Conc	RT	Area	IS Area	Response	Conc.	%Dev	Conc. Flag	CoD	CoD Flag	x=excluded
1	1	180307M1_6	Standard	12.500	4.31	28455.906	28455.906	12.500	12.5	0.0	NO		NO	bb
2	2	180307M1_7	Standard	12.500	4.31	27503.977	27503.977	12.500	12.5	0.0	NO		NO	bb
3	3	180307M1_8	Standard	12.500	4.31	30097.717	30097.717	12.500	12.5	0.0	NO		NO	bb
4	4	180307M1_9	Standard	12.500	4.31	30025.602	30025.602	12.500	12.5	0.0	NO		NO	bb
5	5	180307M1_10	Standard	12.500	4.31	27554.297	27554.297	12.500	12.5	0.0	NO		NO	bb
6	6	180307M1_11	Standard	12.500	4.31	30030.795	30030.795	12.500	12.5	0.0	NO		NO	bb
7	7	180307M1_12	Standard	12.500	4.31	29160.016	29160.016	12.500	12.5	0.0	NO		NO	bb
8	8	180307M1_13	Standard	12.500	4.31	29196.936	29196.936	12.500	12.5	0.0	NO		NO	bb
9	9	180307M1_14	Standard	12.500	4.31	28385.531	28385.531	12.500	12.5	0.0	NO		NO	bb
10	10	180307M1_15	Standard	12.500	4.31	25646.574	25646.574	12.500	12.5	0.0	NO		NO	bb

Dataset: F:\Projects\PFAS.PRO\Results\180307M1\180307M1-CRV_B.qld

Last Altered: Thursday, March 08, 2018 11:45:01 Pacific Standard Time
Printed: Thursday, March 08, 2018 11:54:45 Pacific Standard Time

Compound name: 13C9-PFNA
Response Factor: 1
RRF SD: 8.27511e-017, Relative SD: 8.27511e-015
Response type: Internal Std (Ref 61), Area * (IS Conc. / IS Area)
Curve type: RF

	#	Name	Type	Std. Conc	RT	Area	IS Area	Response	Conc.	%Dev	Conc. Flag	CoD	CoD Flag	x=excluded
1	1	180307M1_6	Standard	12.500	4.75	30077.711	30077.711	12.500	12.5	0.0	NO		NO	bb
2	2	180307M1_7	Standard	12.500	4.75	33846.863	33846.863	12.500	12.5	0.0	NO		NO	bb
3	3	180307M1_8	Standard	12.500	4.75	28731.975	28731.975	12.500	12.5	0.0	NO		NO	bb
4	4	180307M1_9	Standard	12.500	4.75	28225.410	28225.410	12.500	12.5	0.0	NO		NO	bb
5	5	180307M1_10	Standard	12.500	4.75	30781.453	30781.453	12.500	12.5	0.0	NO		NO	bb
6	6	180307M1_11	Standard	12.500	4.75	28249.201	28249.201	12.500	12.5	0.0	NO		NO	bb
7	7	180307M1_12	Standard	12.500	4.75	30257.328	30257.328	12.500	12.5	0.0	NO		NO	bb
8	8	180307M1_13	Standard	12.500	4.75	29683.301	29683.301	12.500	12.5	0.0	NO		NO	bb
9	9	180307M1_14	Standard	12.500	4.75	29580.977	29580.977	12.500	12.5	0.0	NO		NO	bb
10	10	180307M1_15	Standard	12.500	4.75	26389.727	26389.727	12.500	12.5	0.0	NO		NO	bb

Compound name: 13C4-PFOS
Response Factor: 1
RRF SD: 7.40149e-017, Relative SD: 7.40149e-015
Response type: Internal Std (Ref 62), Area * (IS Conc. / IS Area)
Curve type: RF

	#	Name	Type	Std. Conc	RT	Area	IS Area	Response	Conc.	%Dev	Conc. Flag	CoD	CoD Flag	x=excluded
1	1	180307M1_6	Standard	12.500	4.83	6658.142	6658.142	12.500	12.5	0.0	NO		NO	bb
2	2	180307M1_7	Standard	12.500	4.83	5995.685	5995.685	12.500	12.5	0.0	NO		NO	bb
3	3	180307M1_8	Standard	12.500	4.84	6100.896	6100.896	12.500	12.5	0.0	NO		NO	bb
4	4	180307M1_9	Standard	12.500	4.84	5356.792	5356.792	12.500	12.5	0.0	NO		NO	bb
5	5	180307M1_10	Standard	12.500	4.83	6122.242	6122.242	12.500	12.5	0.0	NO		NO	bb
6	6	180307M1_11	Standard	12.500	4.83	6863.106	6863.106	12.500	12.5	0.0	NO		NO	bb
7	7	180307M1_12	Standard	12.500	4.83	6626.779	6626.779	12.500	12.5	0.0	NO		NO	bb
8	8	180307M1_13	Standard	12.500	4.84	5867.872	5867.872	12.500	12.5	0.0	NO		NO	bb
9	9	180307M1_14	Standard	12.500	4.84	5731.844	5731.844	12.500	12.5	0.0	NO		NO	bb
10	10	180307M1_15	Standard	12.500	4.84	5731.848	5731.848	12.500	12.5	0.0	NO		NO	bb

Dataset: F:\Projects\PFAS.PRO\Results\180307M1\180307M1-CRV_B.qld

Last Altered: Thursday, March 08, 2018 11:45:01 Pacific Standard Time
Printed: Thursday, March 08, 2018 11:54:45 Pacific Standard Time

Compound name: 13C6-PFDA
Response Factor: 1
RRF SD: 3.70074e-017, Relative SD: 3.70074e-015
Response type: Internal Std (Ref 63), Area * (IS Conc. / IS Area)
Curve type: RF

	#	Name	Type	Std. Conc	RT	Area	IS Area	Response	Conc.	%Dev	Conc. Flag	CoD	CoD Flag	x=excluded
1	1	180307M1_6	Standard	12.500	5.13	34230.645	34230.645	12.500	12.5	0.0	NO		NO	bb
2	2	180307M1_7	Standard	12.500	5.13	32747.201	32747.201	12.500	12.5	0.0	NO		NO	bb
3	3	180307M1_8	Standard	12.500	5.13	32481.039	32481.039	12.500	12.5	0.0	NO		NO	bb
4	4	180307M1_9	Standard	12.500	5.13	33832.254	33832.254	12.500	12.5	0.0	NO		NO	bb
5	5	180307M1_10	Standard	12.500	5.13	32671.717	32671.717	12.500	12.5	0.0	NO		NO	bb
6	6	180307M1_11	Standard	12.500	5.13	33614.219	33614.219	12.500	12.5	0.0	NO		NO	bb
7	7	180307M1_12	Standard	12.500	5.12	30802.908	30802.908	12.500	12.5	0.0	NO		NO	bb
8	8	180307M1_13	Standard	12.500	5.13	30330.973	30330.973	12.500	12.5	0.0	NO		NO	bb
9	9	180307M1_14	Standard	12.500	5.13	31407.287	31407.287	12.500	12.5	0.0	NO		NO	bb
10	10	180307M1_15	Standard	12.500	5.13	27778.793	27778.793	12.500	12.5	0.0	NO		NO	bb

Compound name: 13C7-PFUdA
Response Factor: 1
RRF SD: 5.23364e-017, Relative SD: 5.23364e-015
Response type: Internal Std (Ref 64), Area * (IS Conc. / IS Area)
Curve type: RF

	#	Name	Type	Std. Conc	RT	Area	IS Area	Response	Conc.	%Dev	Conc. Flag	CoD	CoD Flag	x=excluded
1	1	180307M1_6	Standard	12.500	5.45	32989.410	32989.410	12.500	12.5	0.0	NO		NO	bb
2	2	180307M1_7	Standard	12.500	5.45	36228.250	36228.250	12.500	12.5	0.0	NO		NO	bb
3	3	180307M1_8	Standard	12.500	5.45	33282.211	33282.211	12.500	12.5	0.0	NO		NO	bb
4	4	180307M1_9	Standard	12.500	5.46	36012.574	36012.574	12.500	12.5	0.0	NO		NO	bb
5	5	180307M1_10	Standard	12.500	5.45	38909.535	38909.535	12.500	12.5	0.0	NO		NO	bb
6	6	180307M1_11	Standard	12.500	5.45	33203.250	33203.250	12.500	12.5	0.0	NO		NO	bb
7	7	180307M1_12	Standard	12.500	5.45	31065.139	31065.139	12.500	12.5	0.0	NO		NO	bb
8	8	180307M1_13	Standard	12.500	5.46	35045.059	35045.059	12.500	12.5	0.0	NO		NO	bb
9	9	180307M1_14	Standard	12.500	5.45	27414.619	27414.619	12.500	12.5	0.0	NO		NO	bb
10	10	180307M1_15	Standard	12.500	5.45	30221.021	30221.021	12.500	12.5	0.0	NO		NO	bb

Vista Analytical Laboratory

Dataset: F:\Projects\PFAS.PRO\Results\180307M1\180307M1-CRV_B.qld

Last Altered: Thursday, March 08, 2018 13:04:56 Pacific Standard Time
Printed: Thursday, March 08, 2018 13:07:12 Pacific Standard Time

Method: F:\Projects\PFAS.PRO\MethDB\PFAS_FULL_80C_030718.mdb 08 Mar 2018 11:04:14
Calibration: F:\Projects\PFAS.PRO\CurveDB\C18_VAL-PFAS_Q4_03-07-18-FULL.cdb 08 Mar 2018 13:04:56

Name: 180307M1_6, Date: 07-Mar-2018, Time: 16:57:52, ID: ST180307M1-1 PFC CS-2 18C0602, Description: PFC CS-2 18C0602

	#	Name	IS#	CoD	CoD Flag	%RSD
1	1	PFBA	34	0.9998	NO	
2	2	PFPeA	35	0.9997	NO	
3	3	PFBS	36	0.9994	NO	
4	4	4:2 FTS	36	0.9986	NO	
5	5	PFHxA	37	0.9988	NO	
6	6	PFPeS	36	0.9977	NO	
7	7	PFHpA	38	0.9994	NO	
8	8	L-PFHxS	39	0.9982	NO	
9	10	6:2 FTS	40	0.9973	NO	
10	11	L-PFOA	41	0.9994	NO	
11	13	PFHpS	41	0.9992	NO	
12	14	PFNA	42	0.9991	NO	
13	15	PFOSA	43	0.9994	NO	
14	16	L-PFOS	44	0.9943	NO	
15	18	PFDA	45	0.9998	NO	
16	19	8:2 FTS	46	0.9950	NO	
17	20	PFNS	44	0.9917	NO	
18	21	N-MeFOSAA	47	0.9988	NO	
19	22	N-EtFOSAA	48	0.9999	NO	
20	23	PFUdA	49	0.9994	NO	
21	24	PFDS	49	0.9996	NO	
22	25	PFDoA	50	0.9997	NO	
23	26	N-MeFOSA	51	0.9920	NO	
24	27	PFTrDA	50	0.9991	NO	
25	28	PFTeDA	52	0.9967	NO	
26	29	N-EtFOSA	53	0.9999	NO	
27	30	PFHxDA	54	0.9997	NO	
28	31	PFODA	54	0.9991	NO	
29	32	N-MeFOSE	55	0.9994	NO	
30	33	N-EtFOSE	56	0.9955	NO	
31	34	13C3-PFBA	57		NO	2.448
32	35	13C3-PFPeA	58		NO	2.937

Dataset: F:\Projects\PFAS.PRO\Results\180307M1\180307M1-CRV_B.qld

Last Altered: Thursday, March 08, 2018 13:04:56 Pacific Standard Time
Printed: Thursday, March 08, 2018 13:07:12 Pacific Standard Time

Name: 180307M1_6, Date: 07-Mar-2018, Time: 16:57:52, ID: ST180307M1-1 PFC CS-2 18C0602, Description: PFC CS-2 18C0602

	#	Name	IS#	CoD	CoD Flag	%RSD
33	36	13C3-PFBS	58		NO	2.561
34	37	13C2-PFHxA	58		NO	2.823
35	38	13C4-PFHpA	58		NO	5.510
36	39	18O2-PFHxS	59		NO	8.497
37	40	13C2-6:2 FTS	60		NO	6.358
38	41	13C2-PFOA	60		NO	6.014
39	42	13C5-PFNA	61		NO	8.334
40	43	13C8-PFOSA	64		NO	7.992
41	44	13C8-PFOS	62		NO	10.339
42	45	13C2-PFDA	63		NO	4.590
43	46	13C2-8:2 FTS	58		NO	16.091
44	47	d3-N-MeFOSAA	64		NO	9.054
45	48	d5-N-EtFOSAA	64		NO	8.197
46	49	13C2-PFUdA	64		NO	7.403
47	50	13C2-PFDoA	64		NO	7.538
48	51	d3-N-MeFOSA	64		NO	8.996
49	52	13C2-PFTeDA	64		NO	13.976
50	53	d5-N-ETFOSA	64		NO	7.603
51	54	13C2-PFHxDA	64		NO	10.414
52	55	d7-N-MeFOSE	64		NO	12.108
53	56	d9-N-EtFOSE	64		NO	11.193
54	57	13C4-PFBA	57		NO	0.000
55	58	13C5-PFHxA	58		NO	0.000
56	59	13C3-PFHxS	59		NO	0.000
57	60	13C8-PFOA	60		NO	0.000
58	61	13C9-PFNA	61		NO	0.000
59	62	13C4-PFOS	62		NO	0.000
60	63	13C6-PFDA	63		NO	0.000
61	64	13C7-PFUdA	64		NO	0.000

Vista Analytical Laboratory

Dataset: Untitled

Last Altered: Thursday, March 08, 2018 12:23:10 Pacific Standard Time
Printed: Thursday, March 08, 2018 12:24:24 Pacific Standard Time

Method: F:\Projects\PFAS.PRO\MethDB\PFAS_FULL_80C_030718.mdb 08 Mar 2018 11:59:09
Calibration: F:\Projects\PFAS.PRO\CurveDB\C18_VAL-PFAS_Q4_03-07-18-FULL.cdb 08 Mar 2018 11:58:32

Compound name: PFBA

	Name	ID	Acq.Date	Acq.Time
1	180307M1_5	IPA	07-Mar-18	16:46:27
2	180307M1_6	ST180307M1-1 PFC CS-2 18C0602	07-Mar-18	16:57:52
3	180307M1_7	ST180307M1-2 PFC CS-1 18C0603	07-Mar-18	17:09:19
4	180307M1_8	ST180307M1-3 PFC CS0 18C0604	07-Mar-18	17:20:45
5	180307M1_9	ST180307M1-4 PFC CS1 18C0605	07-Mar-18	17:32:12
6	180307M1_10	ST180307M1-5 PFC CS2 18C0606	07-Mar-18	17:43:42
7	180307M1_11	ST180307M1-6 PFC CS3 18C0607	07-Mar-18	17:55:11
8	180307M1_12	ST180307M1-7 PFC CS4 18C0608	07-Mar-18	18:06:41
9	180307M1_13	ST180307M1-8 PFC CS5 18C0609	07-Mar-18	18:18:12
10	180307M1_14	ST180307M1-9 PFC CS6 18C0610	07-Mar-18	18:29:40
11	180307M1_15	ST180307M1-10 PFC CS7 18C0611	07-Mar-18	18:41:09
12	180307M1_16	IPA	07-Mar-18	18:52:38
13	180307M1_17	ICV180307M1-1 PFC ICV 18C0601	07-Mar-18	19:04:07
14	180307M1_18	IPA	07-Mar-18	19:15:34

Vista Analytical Laboratory Q1

Dataset: F:\Projects\PFAS.PRO\Results\180307M1\180307M1-CRV_B.qld

Last Altered: Thursday, March 08, 2018 11:45:01 Pacific Standard Time
Printed: Thursday, March 08, 2018 11:54:20 Pacific Standard Time

Method: F:\Projects\PFAS.PRO\MethDB\PFAS_FULL_80C_030718.mdb 08 Mar 2018 11:04:14
Calibration: F:\Projects\PFAS.PRO\CurveDB\C18_VAL-PFAS_Q4_03-07-18-FULL.cdb 08 Mar 2018 11:45:01

Compound name: PFBA
Correlation coefficient: r = 0.999897, r^2 = 0.999793
Calibration curve: 1.00856 * x + -0.022372
Response type: Internal Std (Ref 34), Area * (IS Conc. / IS Area)
Curve type: Linear, Origin: Include, Weighting: 1/x, Axis trans: None

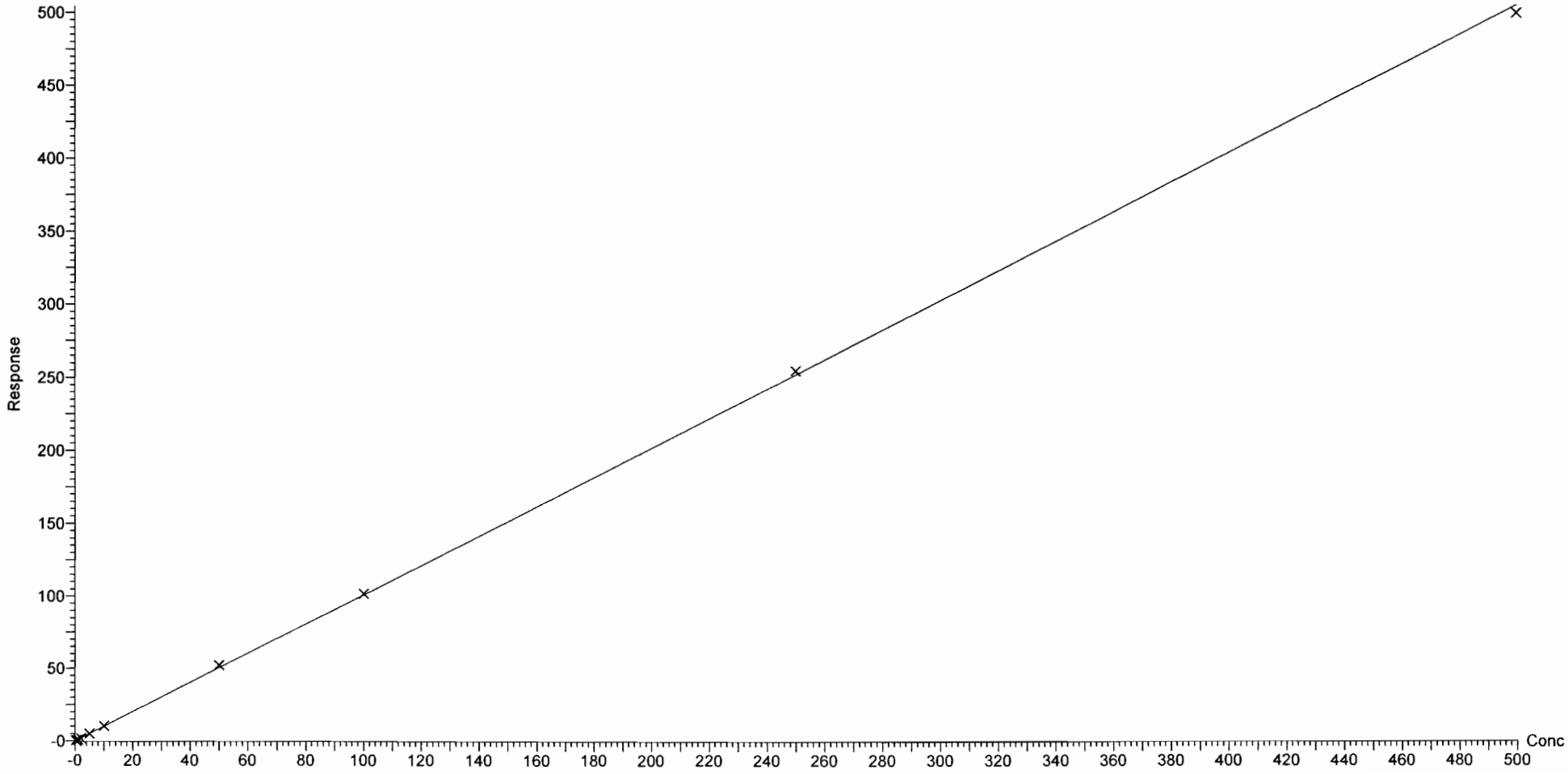

Dataset: F:\Projects\PFAS.PRO\Results\180307M1\180307M1-CRV_B.qld

Last Altered: Thursday, March 08, 2018 11:45:01 Pacific Standard Time
Printed: Thursday, March 08, 2018 11:54:20 Pacific Standard Time

Compound name: PFPeA
Correlation coefficient: r = 0.999865, r^2 = 0.999730
Calibration curve: 0.815683 * x + 0.0460859
Response type: Internal Std (Ref 35), Area * (IS Conc. / IS Area)
Curve type: Linear, Origin: Exclude, Weighting: 1/x, Axis trans: None

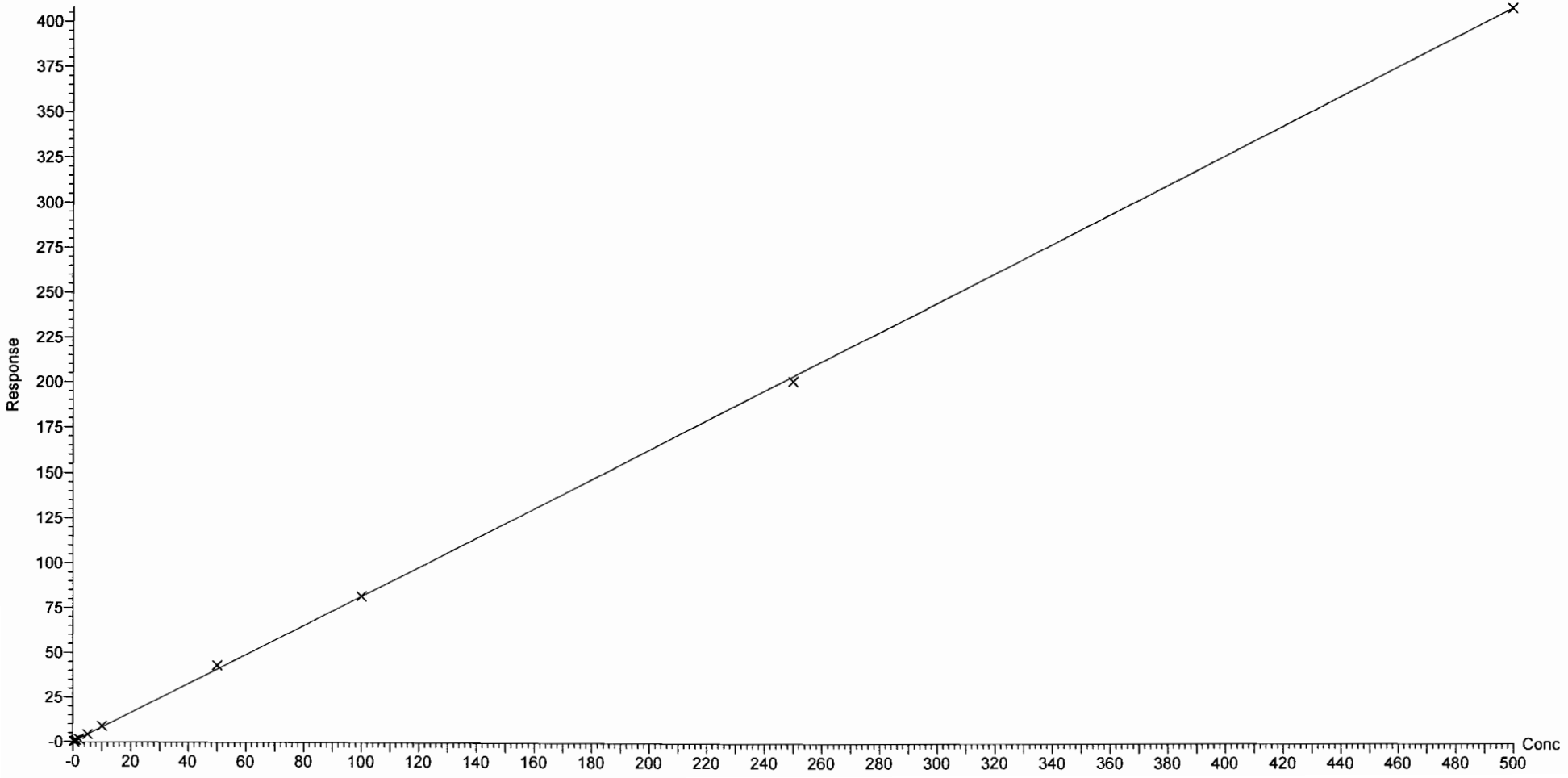

Vista Analytical Laboratory Q1

Dataset: F:\Projects\PFAS.PRO\Results\180307M1\180307M1-CRV_B.qld

Last Altered: Thursday, March 08, 2018 11:45:01 Pacific Standard Time
Printed: Thursday, March 08, 2018 11:54:20 Pacific Standard Time

Compound name: PFBS
Coefficient of Determination: R^2 = 0.999430
Calibration curve: -0.000158919 * x^2 + 1.67715 * x + -0.0687622
Response type: Internal Std (Ref 36), Area * (IS Conc. / IS Area)
Curve type: 2nd Order, Origin: Exclude, Weighting: 1/x, Axis trans: None

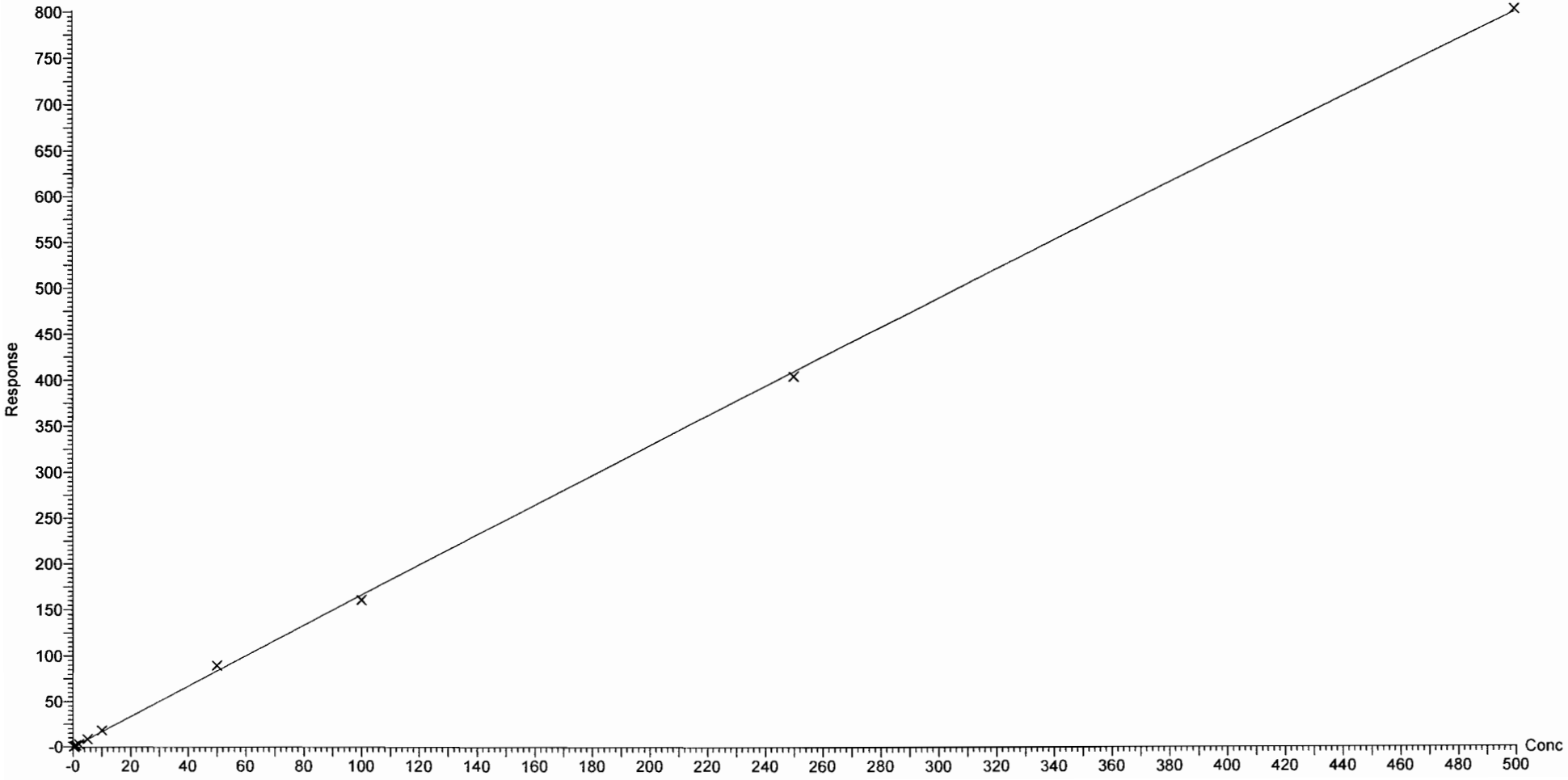

Vista Analytical Laboratory Q1

Dataset: F:\Projects\PFAS.PRO\Results\180307M1\180307M1-CRV_B.qld

Last Altered: Thursday, March 08, 2018 11:45:01 Pacific Standard Time
Printed: Thursday, March 08, 2018 11:54:20 Pacific Standard Time

Compound name: 4:2 FTS
Coefficient of Determination: R^2 = 0.998598
Calibration curve: -0.00054105 * x^2 + 1.8746 * x + 0.00712519
Response type: Internal Std (Ref 36), Area * (IS Conc. / IS Area)
Curve type: 2nd Order, Origin: Exclude, Weighting: 1/x, Axis trans: None

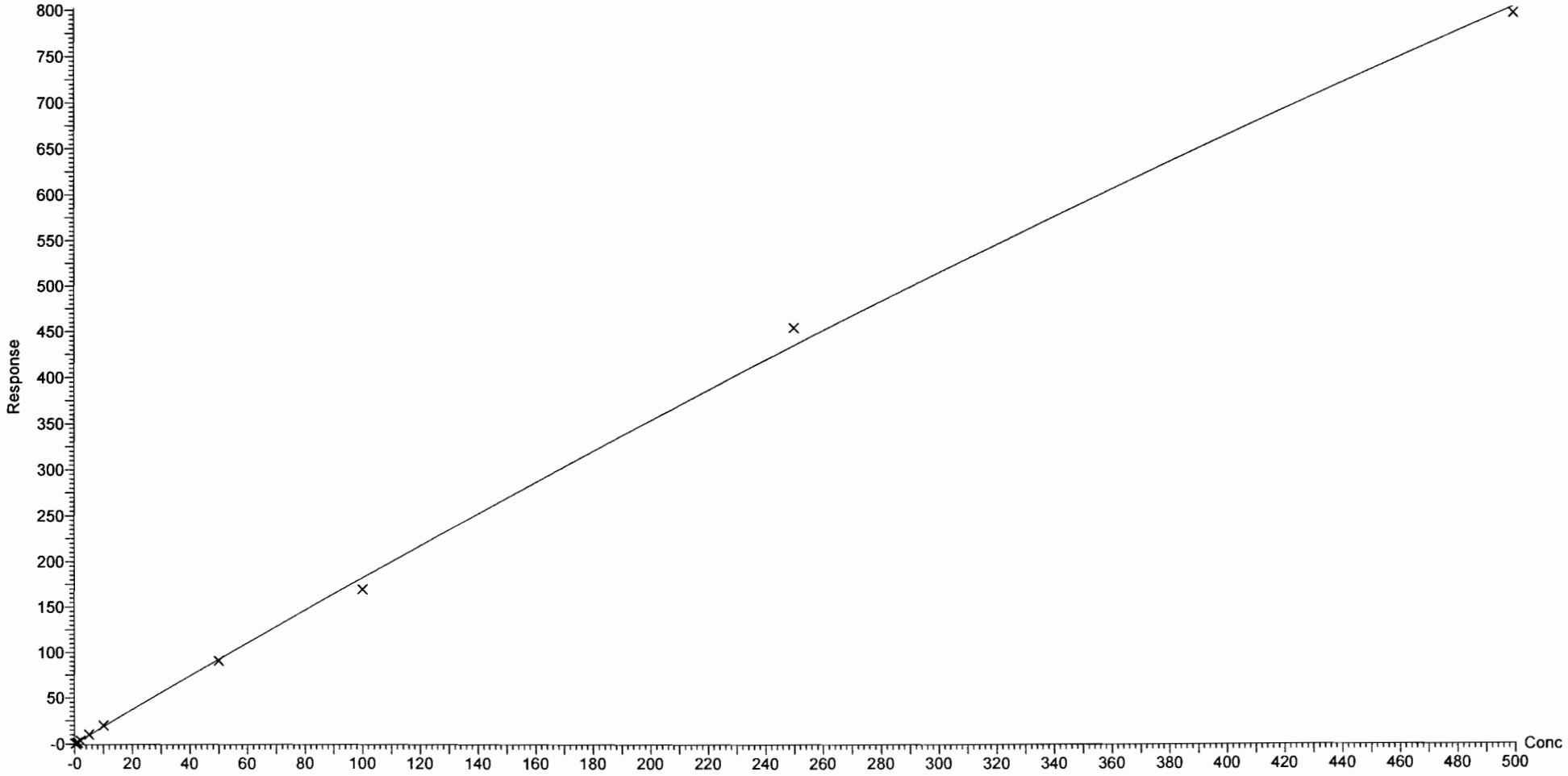

Vista Analytical Laboratory Q1

Dataset: F:\Projects\PFAS.PRO\Results\180307M1\180307M1-CRV_B.qld

Last Altered: Thursday, March 08, 2018 11:45:01 Pacific Standard Time
Printed: Thursday, March 08, 2018 11:54:20 Pacific Standard Time

Compound name: PFHxA
Coefficient of Determination: R^2 = 0.998788
Calibration curve: 2.06682e-005 * x^2 + 1.18443 * x + 0.0839874
Response type: Internal Std (Ref 37), Area * (IS Conc. / IS Area)
Curve type: 2nd Order, Origin: Include, Weighting: 1/x, Axis trans: None

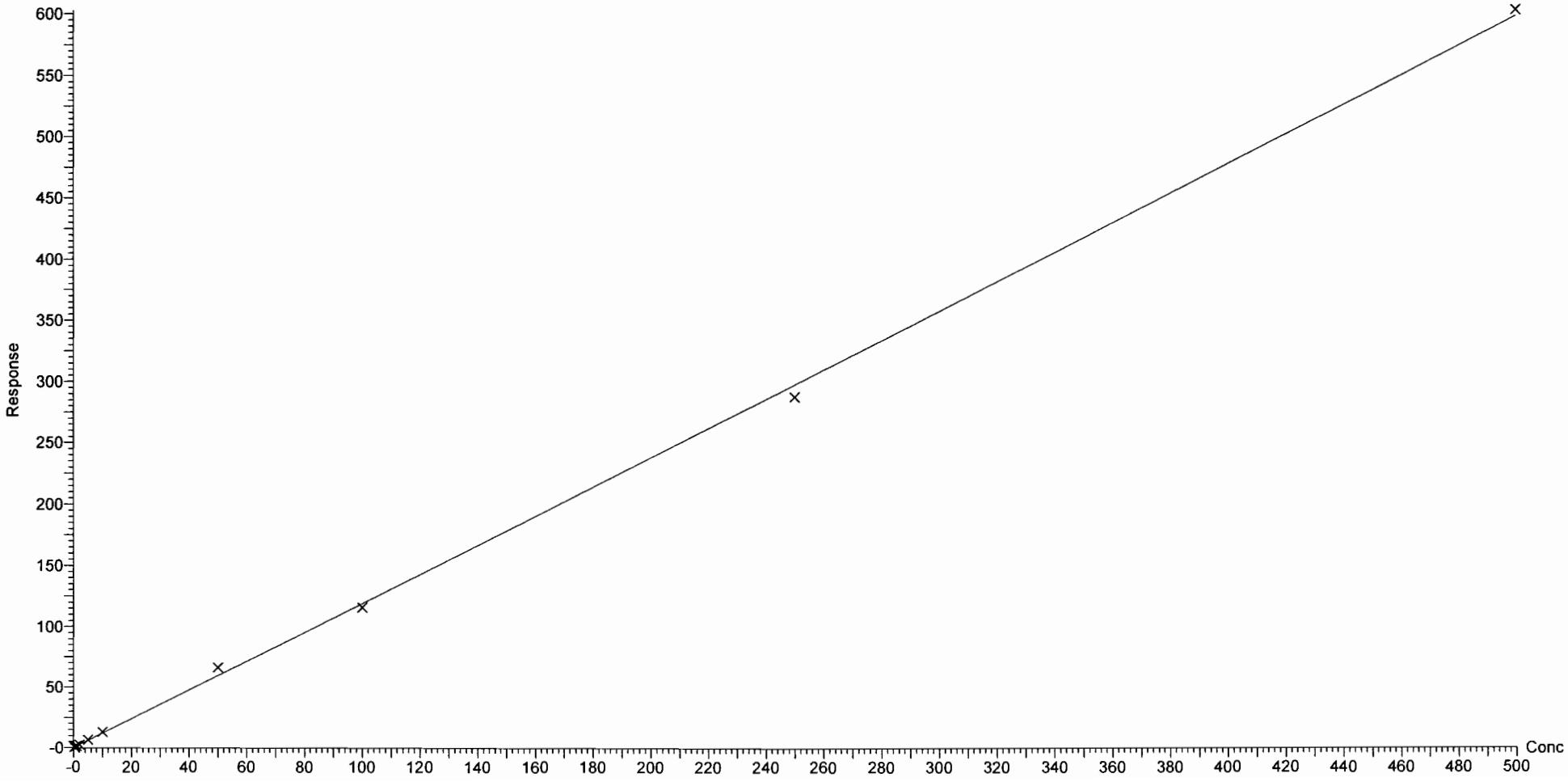

Vista Analytical Laboratory Q1

Dataset: F:\Projects\PFAS.PRO\Results\180307M1\180307M1-CRV_B.qld

Last Altered: Thursday, March 08, 2018 11:45:01 Pacific Standard Time
Printed: Thursday, March 08, 2018 11:54:20 Pacific Standard Time

Compound name: PFPeS
Correlation coefficient: r = 0.998848, r^2 = 0.997698
Calibration curve: 1.44062 * x + 0.0351081
Response type: Internal Std (Ref 36), Area * (IS Conc. / IS Area)
Curve type: Linear, Origin: Exclude, Weighting: 1/x, Axis trans: None

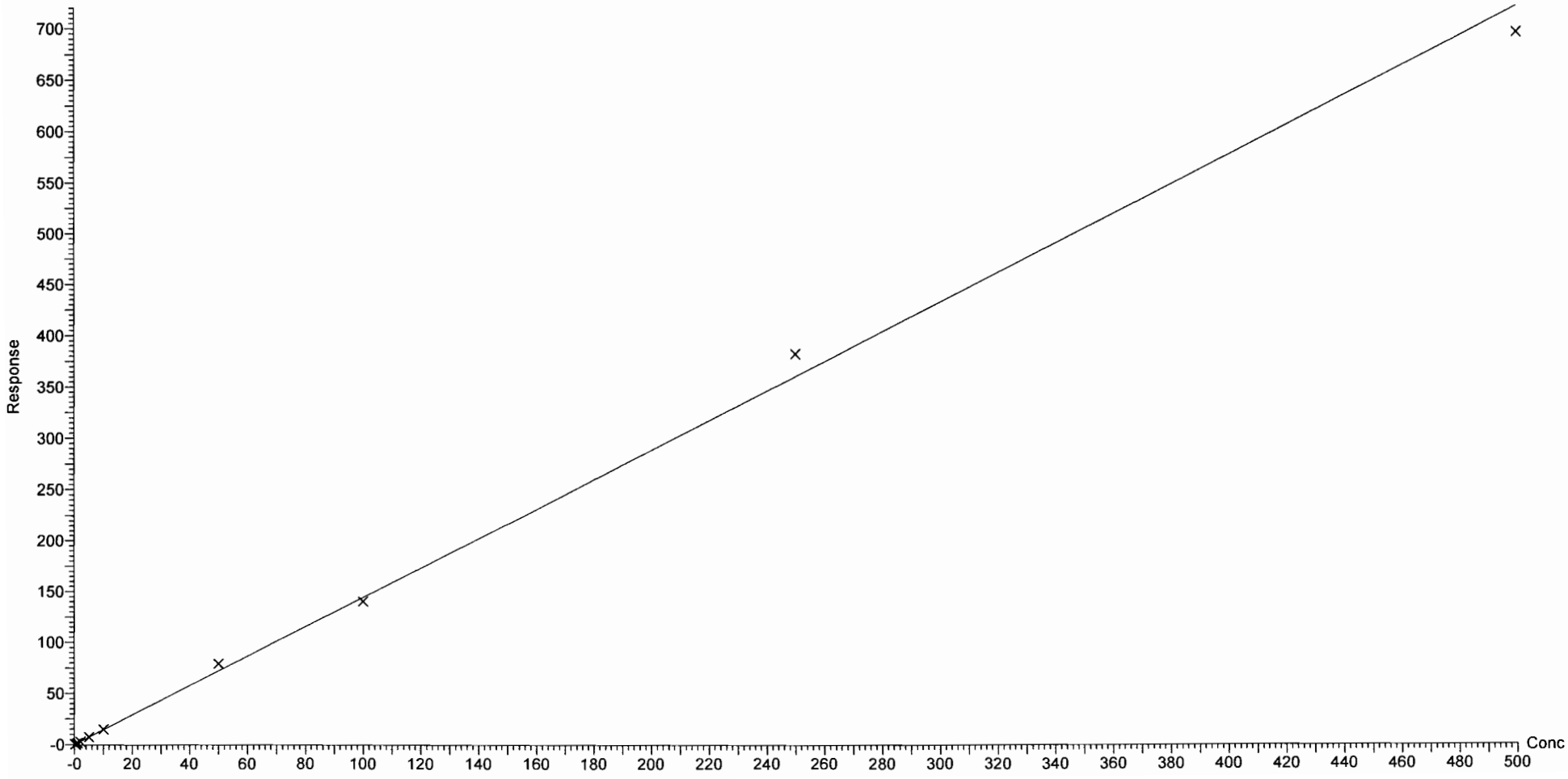

Vista Analytical Laboratory Q1

Dataset: F:\Projects\PFAS.PRO\Results\180307M1\180307M1-CRV_B.qld

Last Altered: Thursday, March 08, 2018 11:45:01 Pacific Standard Time
Printed: Thursday, March 08, 2018 11:54:20 Pacific Standard Time

Compound name: PFHpA
Correlation coefficient: r = 0.999706, r^2 = 0.999412
Calibration curve: 1.14274 * x + 0.100127
Response type: Internal Std (Ref 38), Area * (IS Conc. / IS Area)
Curve type: Linear, Origin: Exclude, Weighting: 1/x, Axis trans: None

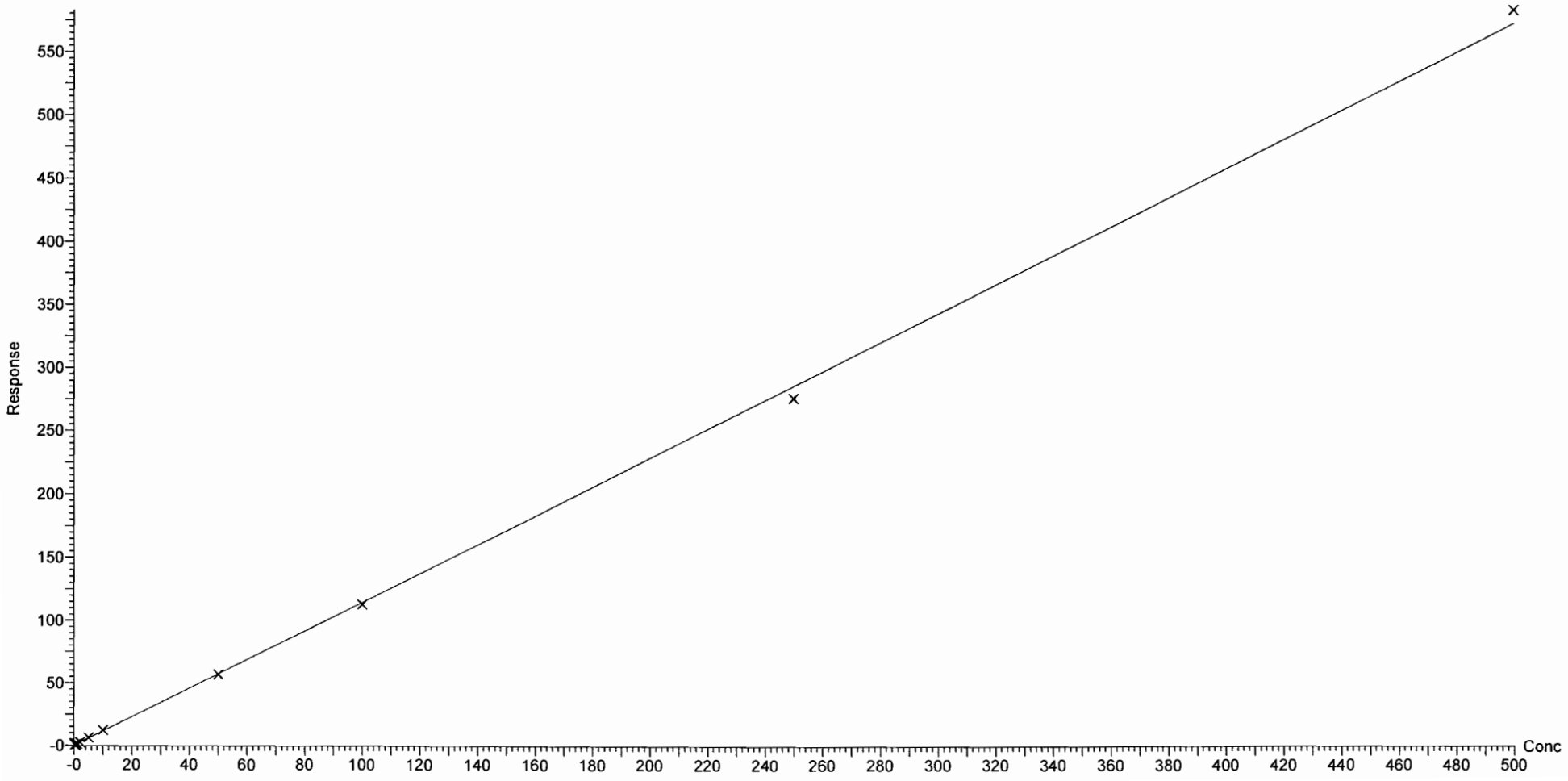

Dataset: F:\Projects\PFAS.PRO\Results\180307M1\180307M1-CRV_B.qld

Last Altered: Thursday, March 08, 2018 11:45:01 Pacific Standard Time
Printed: Thursday, March 08, 2018 11:54:20 Pacific Standard Time

Compound name: L-PFHxS
Coefficient of Determination: R^2 = 0.998479
Calibration curve: -0.000155194 * x^2 + 1.60684 * x + 0.149402
Response type: Internal Std (Ref 39), Area * (IS Conc. / IS Area)
Curve type: 2nd Order, Origin: Exclude, Weighting: 1/x, Axis trans: None

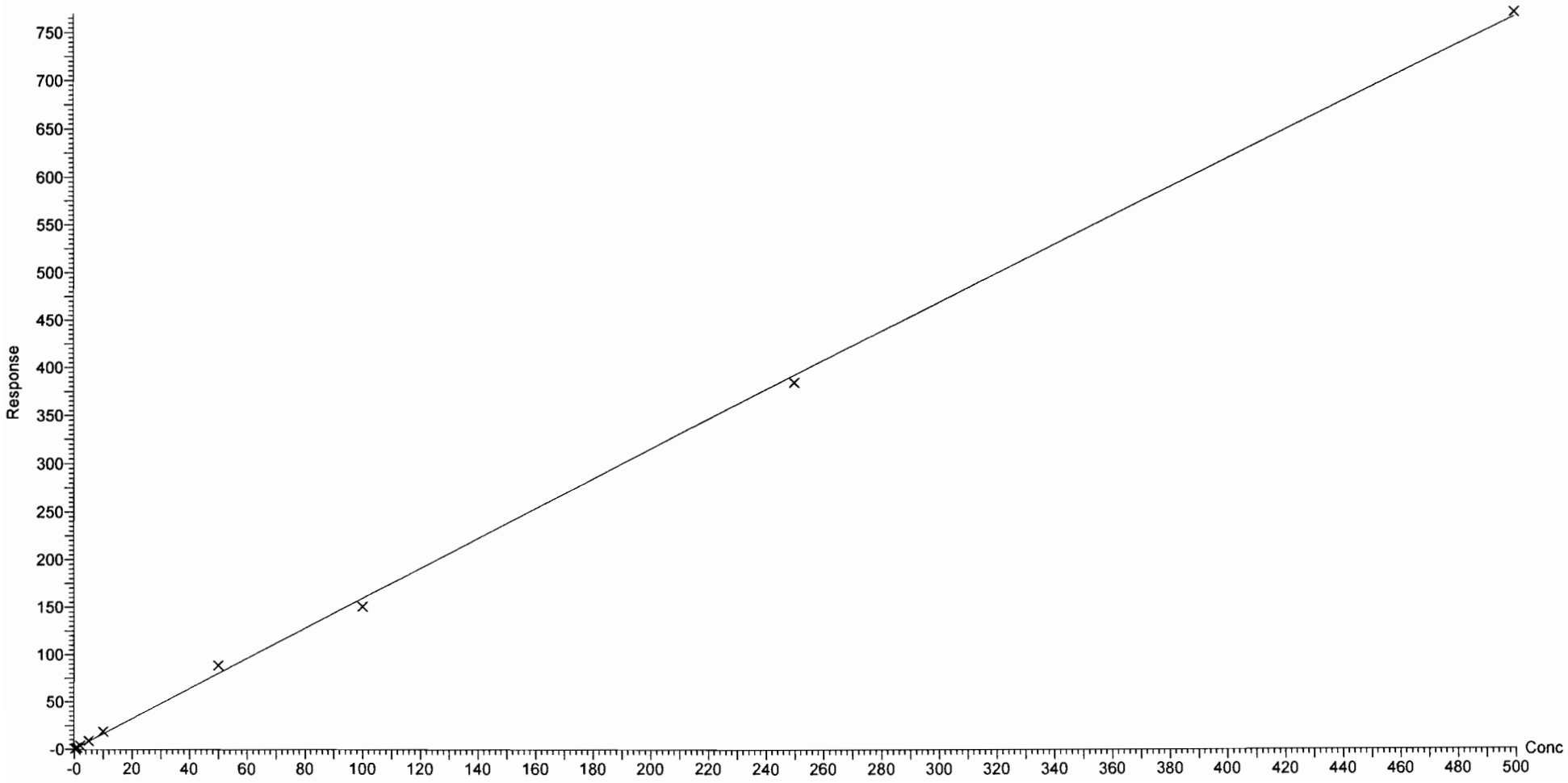

Vista Analytical Laboratory Q1

Dataset: F:\Projects\PFAS.PRO\Results\180307M1\180307M1-CRV_B.qld

Last Altered: Thursday, March 08, 2018 11:45:01 Pacific Standard Time
Printed: Thursday, March 08, 2018 11:54:20 Pacific Standard Time

Compound name: 6:2 FTS
Coefficient of Determination: R^2 = 0.997316
Calibration curve: -0.00163396 * x^2 + 0.889965 * x + 0.0235723
Response type: Internal Std (Ref 40), Area * (IS Conc. / IS Area)
Curve type: 2nd Order, Origin: Include, Weighting: 1/x, Axis trans: None

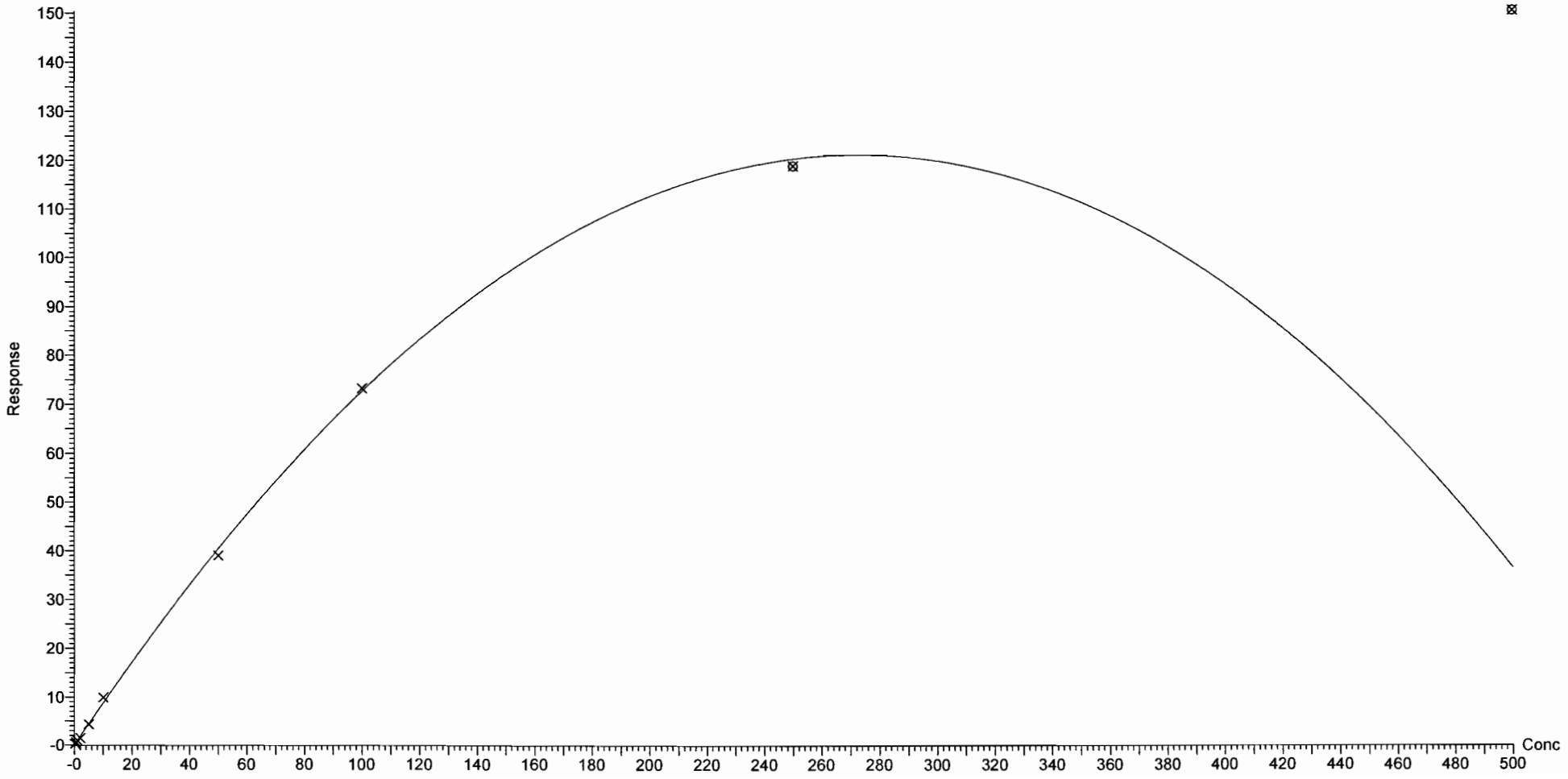

Dataset: F:\Projects\PFAS.PRO\Results\180307M1\180307M1-CRV_B.qld

Last Altered: Thursday, March 08, 2018 11:45:01 Pacific Standard Time
Printed: Thursday, March 08, 2018 11:54:20 Pacific Standard Time

Compound name: L-PFOA
Coefficient of Determination: R^2 = 0.999417
Calibration curve: 5.73747e-005 * x^2 + 0.86389 * x + 0.0785332
Response type: Internal Std (Ref 41), Area * (IS Conc. / IS Area)
Curve type: 2nd Order, Origin: Exclude, Weighting: 1/x, Axis trans: None

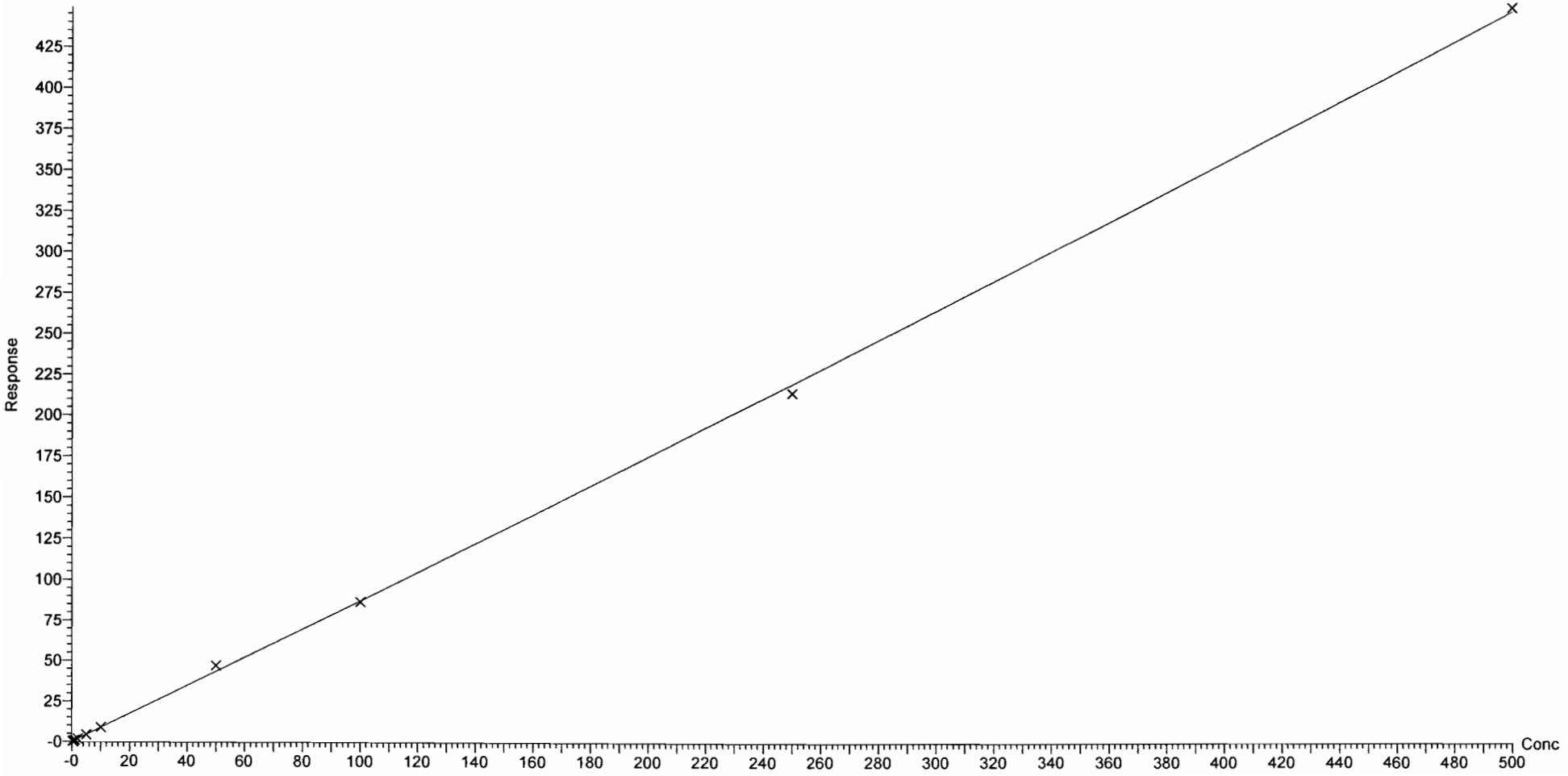

Vista Analytical Laboratory Q1

Dataset: F:\Projects\PFAS.PRO\Results\180307M1\180307M1-CRV_B.qld

Last Altered: Thursday, March 08, 2018 11:58:33 Pacific Standard Time
Printed: Thursday, March 08, 2018 12:09:19 Pacific Standard Time

Method: F:\Projects\PFAS.PRO\MethDB\PFAS_FULL_80C_030718.mdb 08 Mar 2018 11:04:14
Calibration: F:\Projects\PFAS.PRO\CurveDB\C18_VAL-PFAS_Q4_03-07-18-FULL.cdb 08 Mar 2018 11:58:32

Compound name: PFHpS
Coefficient of Determination: R^2 = 0.999237
Calibration curve: 2.33731e-006 * x^2 + 0.16903 * x + -0.010638
Response type: Internal Std (Ref 41), Area * (IS Conc. / IS Area)
Curve type: 2nd Order, Origin: Exclude, Weighting: 1/x, Axis trans: None

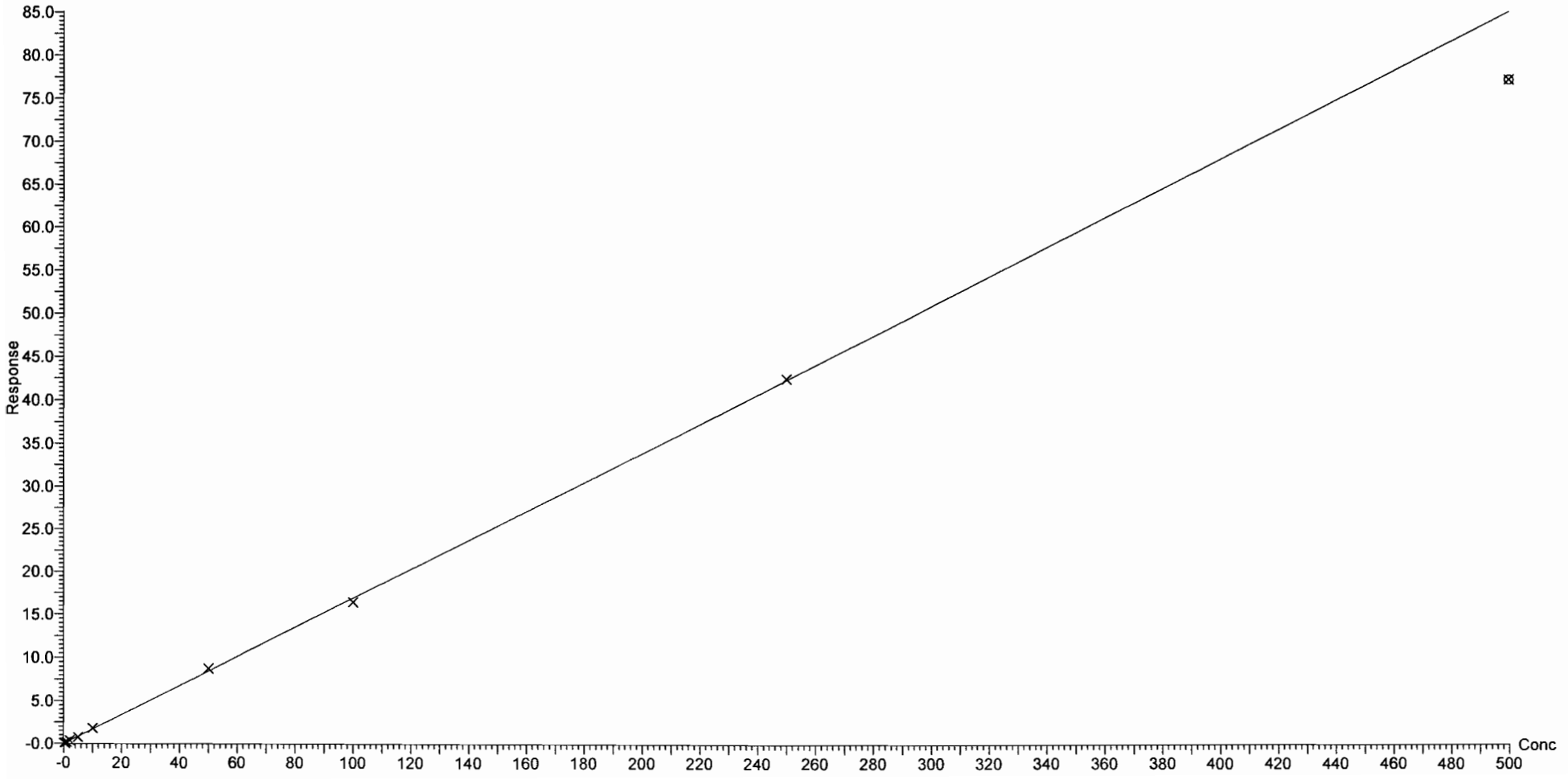

Dataset: F:\Projects\PFAS.PRO\Results\180307M1\180307M1-CRV_B.qld

Last Altered: Thursday, March 08, 2018 11:45:01 Pacific Standard Time
Printed: Thursday, March 08, 2018 11:54:20 Pacific Standard Time

Compound name: PFNA
Coefficient of Determination: R^2 = 0.999133
Calibration curve: -7.09061e-005 * x^2 + 1.09067 * x + 0.103342
Response type: Internal Std (Ref 42), Area * (IS Conc. / IS Area)
Curve type: 2nd Order, Origin: Exclude, Weighting: 1/x, Axis trans: None

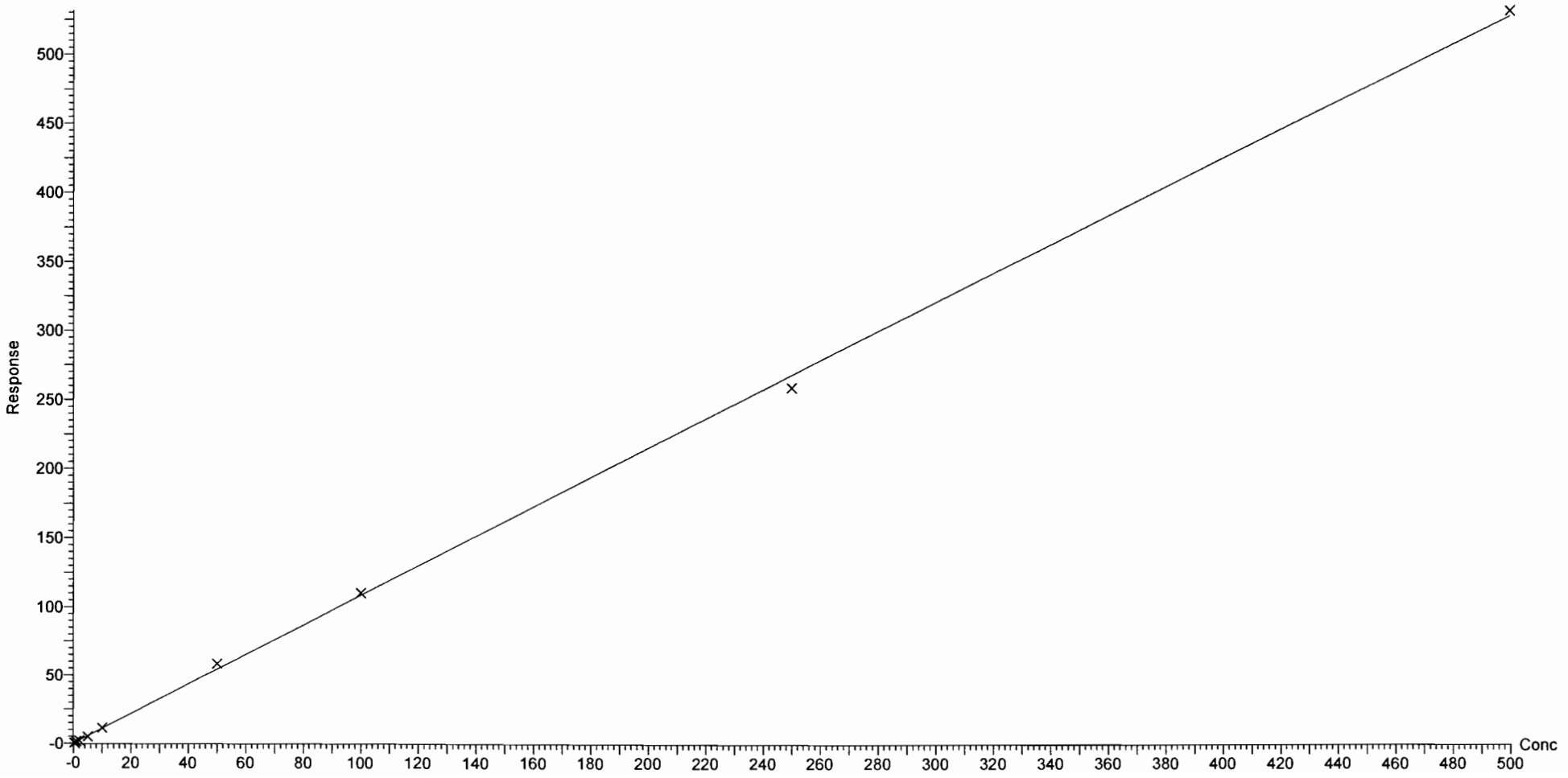

Dataset: F:\Projects\PFAS.PRO\Results\180307M1\180307M1-CRV_B.qld

Last Altered: Thursday, March 08, 2018 11:45:01 Pacific Standard Time
Printed: Thursday, March 08, 2018 11:54:20 Pacific Standard Time

Compound name: PFOSA
Correlation coefficient: r = 0.999687, r^2 = 0.999374
Calibration curve: 0.904782 * x + -0.0377316
Response type: Internal Std (Ref 43), Area * (IS Conc. / IS Area)
Curve type: Linear, Origin: Exclude, Weighting: 1/x, Axis trans: None

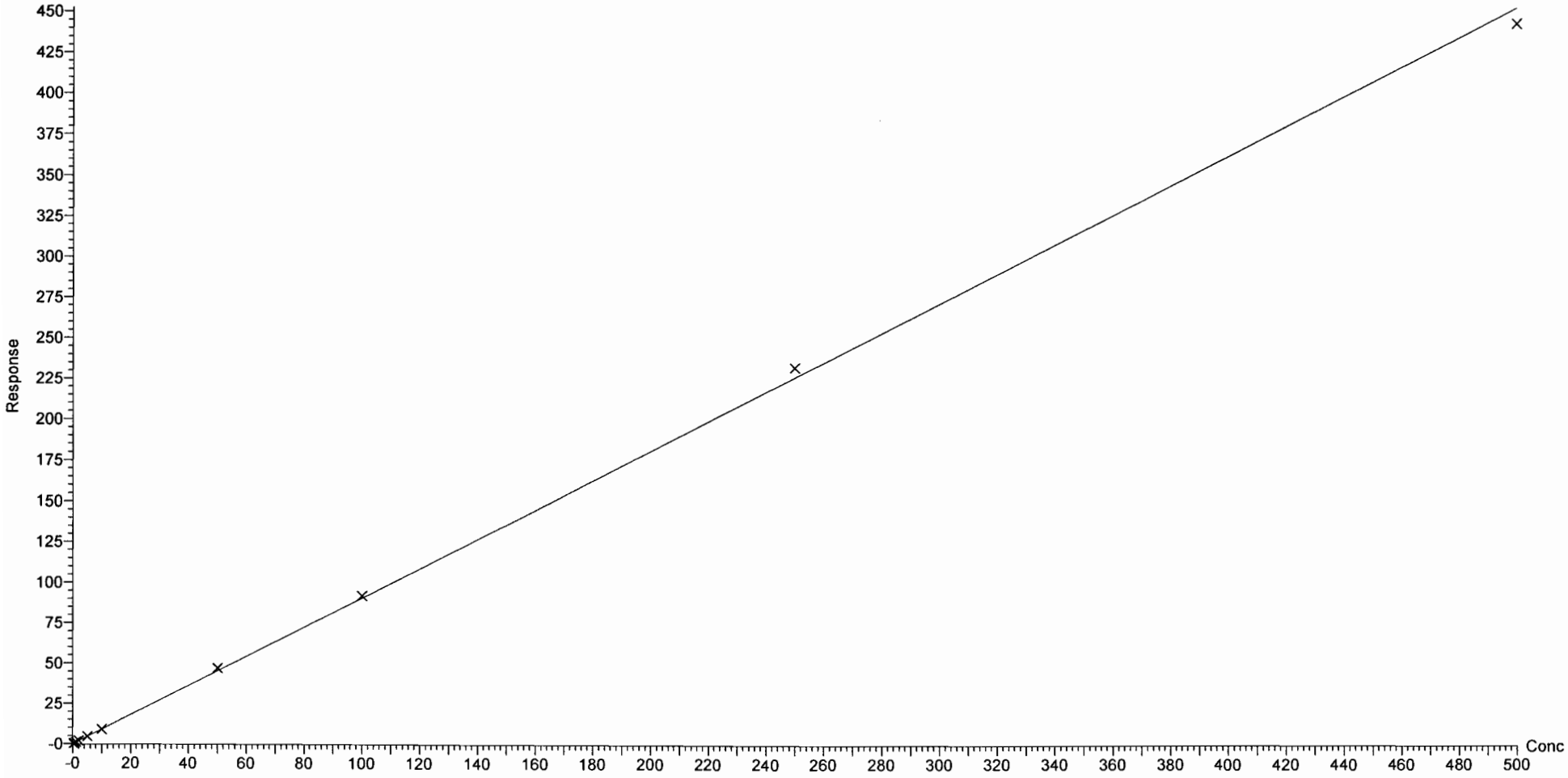

Dataset: F:\Projects\PFAS.PRO\Results\180307M1\180307M1-CRV_B.qld

Last Altered: Thursday, March 08, 2018 11:45:01 Pacific Standard Time
Printed: Thursday, March 08, 2018 11:54:20 Pacific Standard Time

Compound name: L-PFOS
Coefficient of Determination: R^2 = 0.994319
Calibration curve: -0.000338774 * x^2 + 1.09806 * x + -0.250673
Response type: Internal Std (Ref 44), Area * (IS Conc. / IS Area)
Curve type: 2nd Order, Origin: Exclude, Weighting: 1/x, Axis trans: None

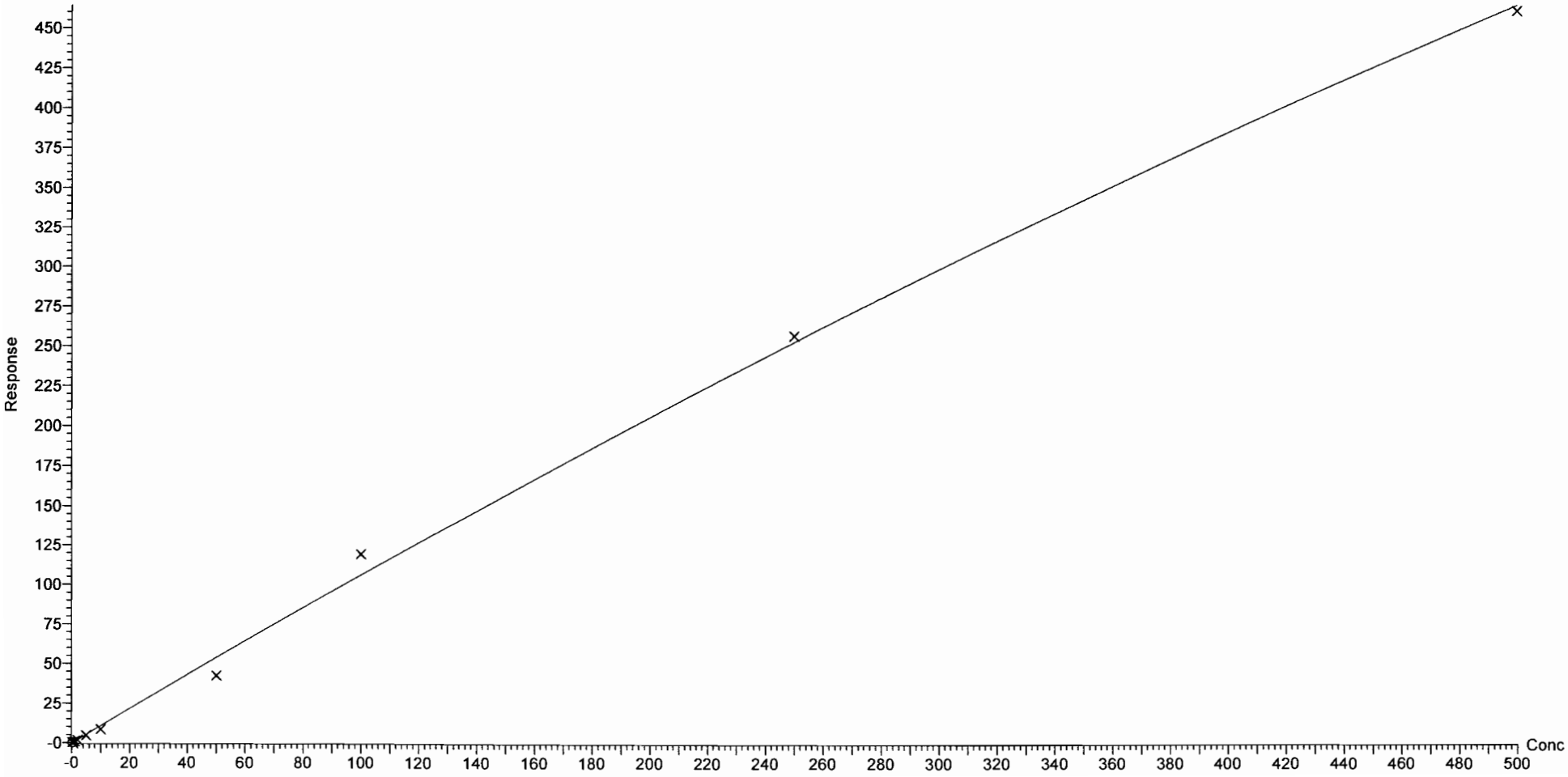

Dataset: F:\Projects\PFAS.PRO\Results\180307M1\180307M1-CRV_B.qld

Last Altered: Thursday, March 08, 2018 11:45:01 Pacific Standard Time
Printed: Thursday, March 08, 2018 11:54:20 Pacific Standard Time

Compound name: PFDA
Coefficient of Determination: R^2 = 0.999780
Calibration curve: -6.20967e-005 * x^2 + 1.04357 * x + -0.0162735
Response type: Internal Std (Ref 45), Area * (IS Conc. / IS Area)
Curve type: 2nd Order, Origin: Exclude, Weighting: 1/x, Axis trans: None

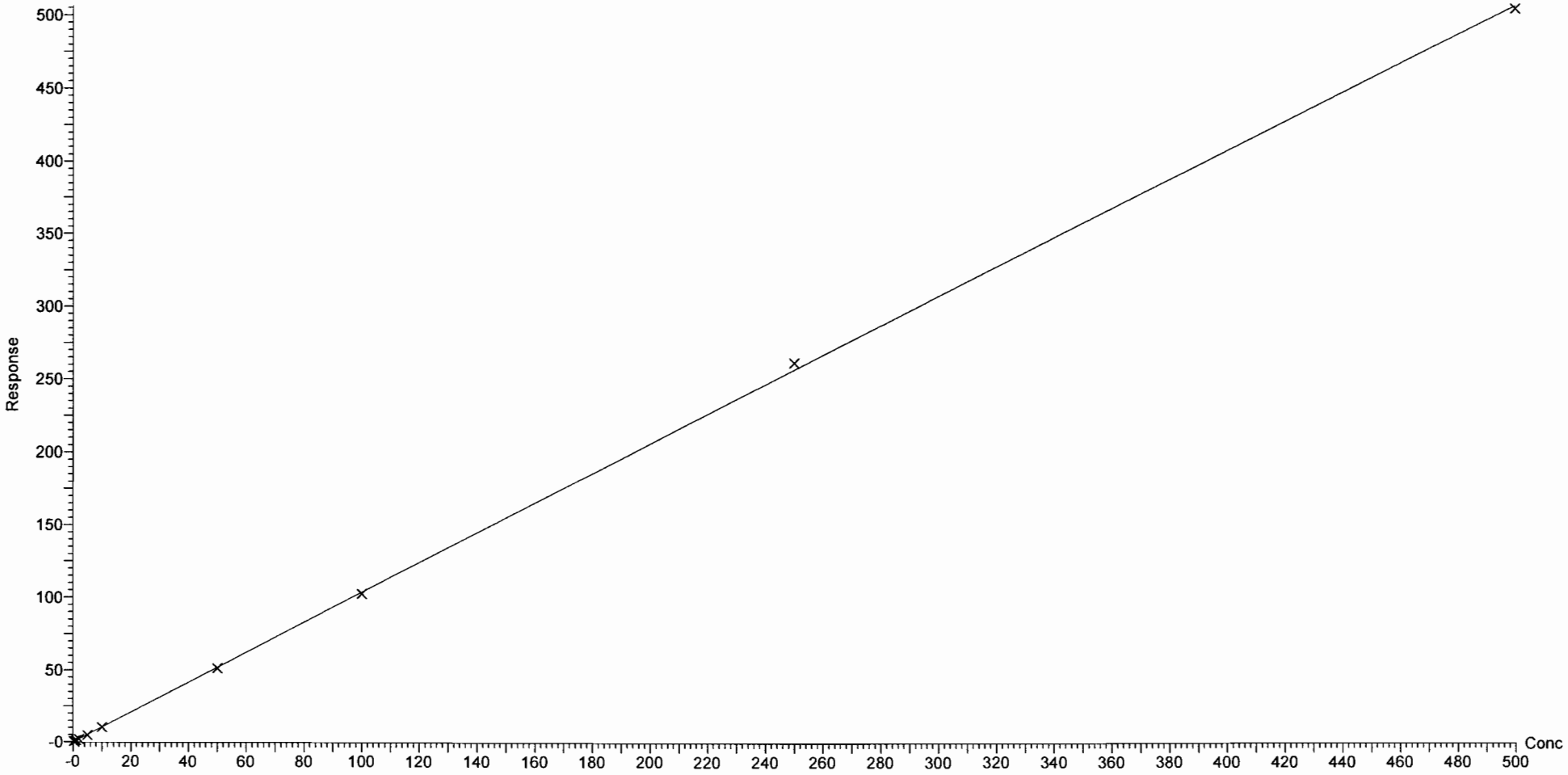

Dataset: F:\Projects\PFAS.PRO\Results\180307M1\180307M1-CRV_B.qld

Last Altered: Thursday, March 08, 2018 11:45:01 Pacific Standard Time
Printed: Thursday, March 08, 2018 11:54:20 Pacific Standard Time

Compound name: 8:2 FTS
Coefficient of Determination: R^2 = 0.994918
Calibration curve: -0.00295158 * x^2 + 1.22018 * x + -0.0610347
Response type: Internal Std (Ref 46), Area * (IS Conc. / IS Area)
Curve type: 2nd Order, Origin: Exclude, Weighting: 1/x, Axis trans: None

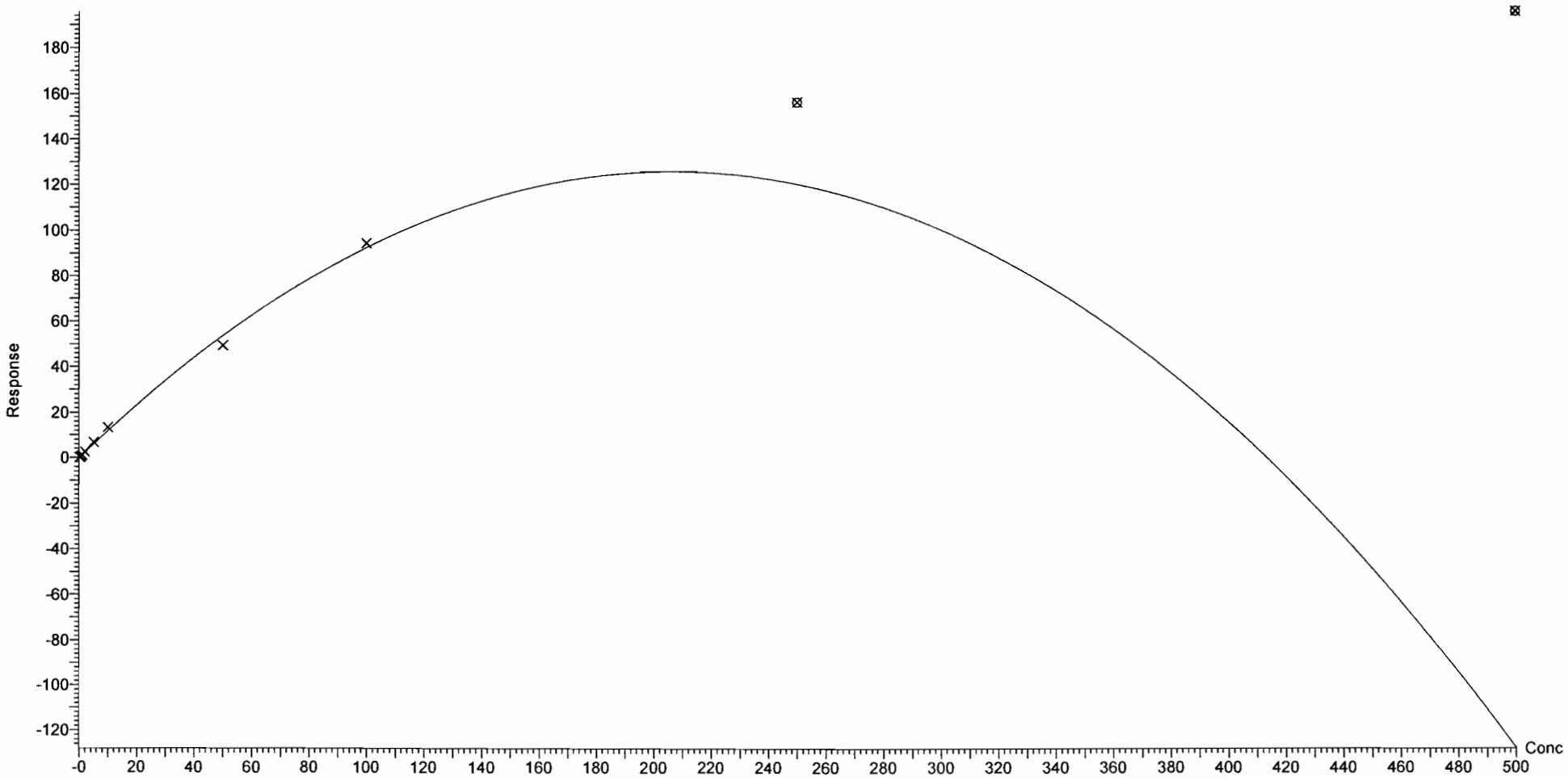

Vista Analytical Laboratory Q1

Dataset: F:\Projects\PFAS.PRO\Results\180307M1\180307M1-CRV_B.qld

Last Altered: Thursday, March 08, 2018 11:45:01 Pacific Standard Time
Printed: Thursday, March 08, 2018 11:54:20 Pacific Standard Time

Compound name: PFNS
Coefficient of Determination: R^2 = 0.991720
Calibration curve: -0.000412847 * x^2 + 0.839919 * x + -0.0462231
Response type: Internal Std (Ref 44), Area * (IS Conc. / IS Area)
Curve type: 2nd Order, Origin: Exclude, Weighting: 1/x, Axis trans: None

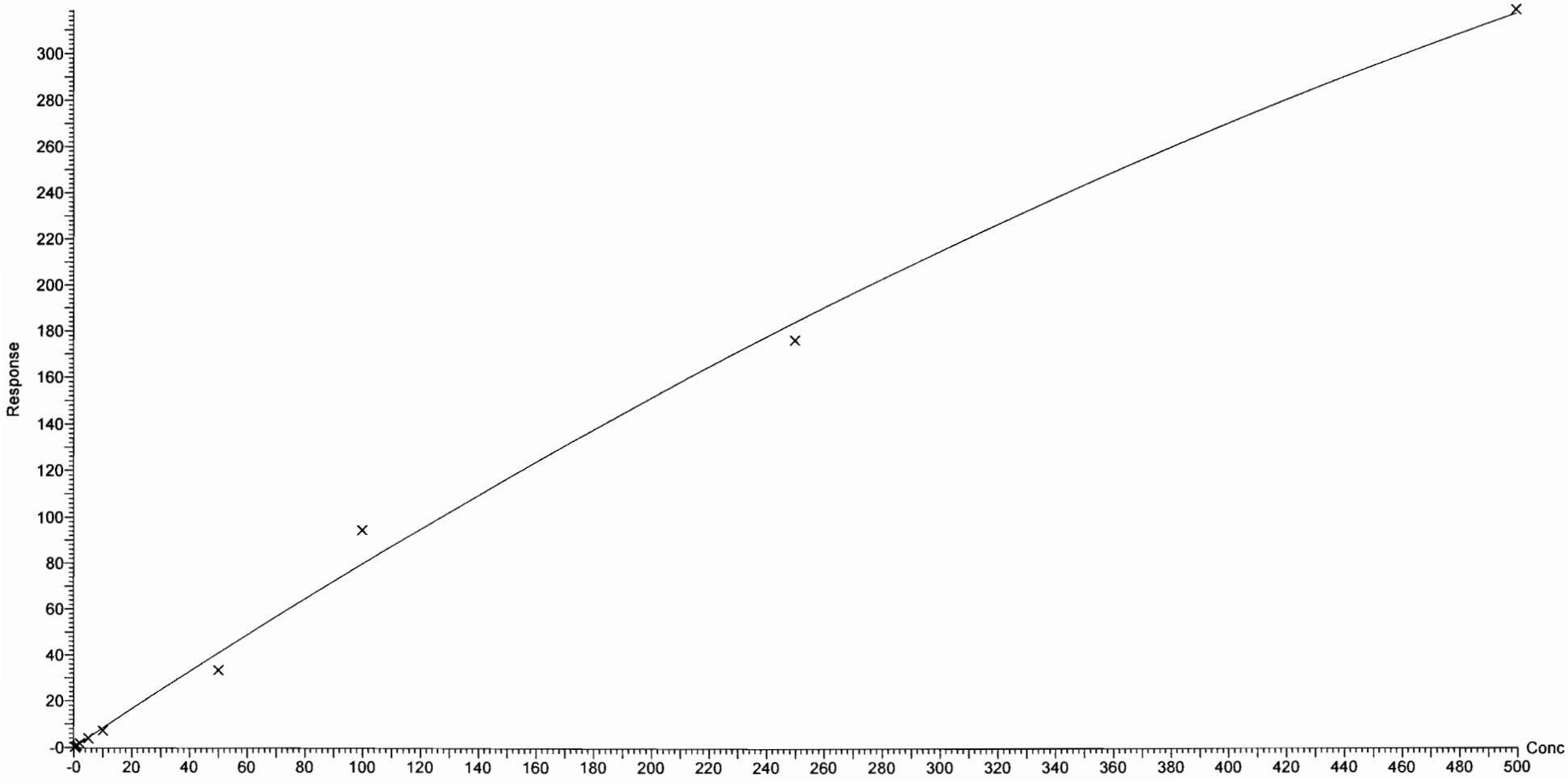

Dataset: F:\Projects\PFAS.PRO\Results\180307M1\180307M1-CRV_B.qld

Last Altered: Thursday, March 08, 2018 11:45:01 Pacific Standard Time
Printed: Thursday, March 08, 2018 11:54:20 Pacific Standard Time

Compound name: N-MeFOSAA
Coefficient of Determination: R^2 = 0.998758
Calibration curve: -0.000457124 * x^2 + 1.40516 * x + -0.13662
Response type: Internal Std (Ref 47), Area * (IS Conc. / IS Area)
Curve type: 2nd Order, Origin: Include, Weighting: 1/x, Axis trans: None

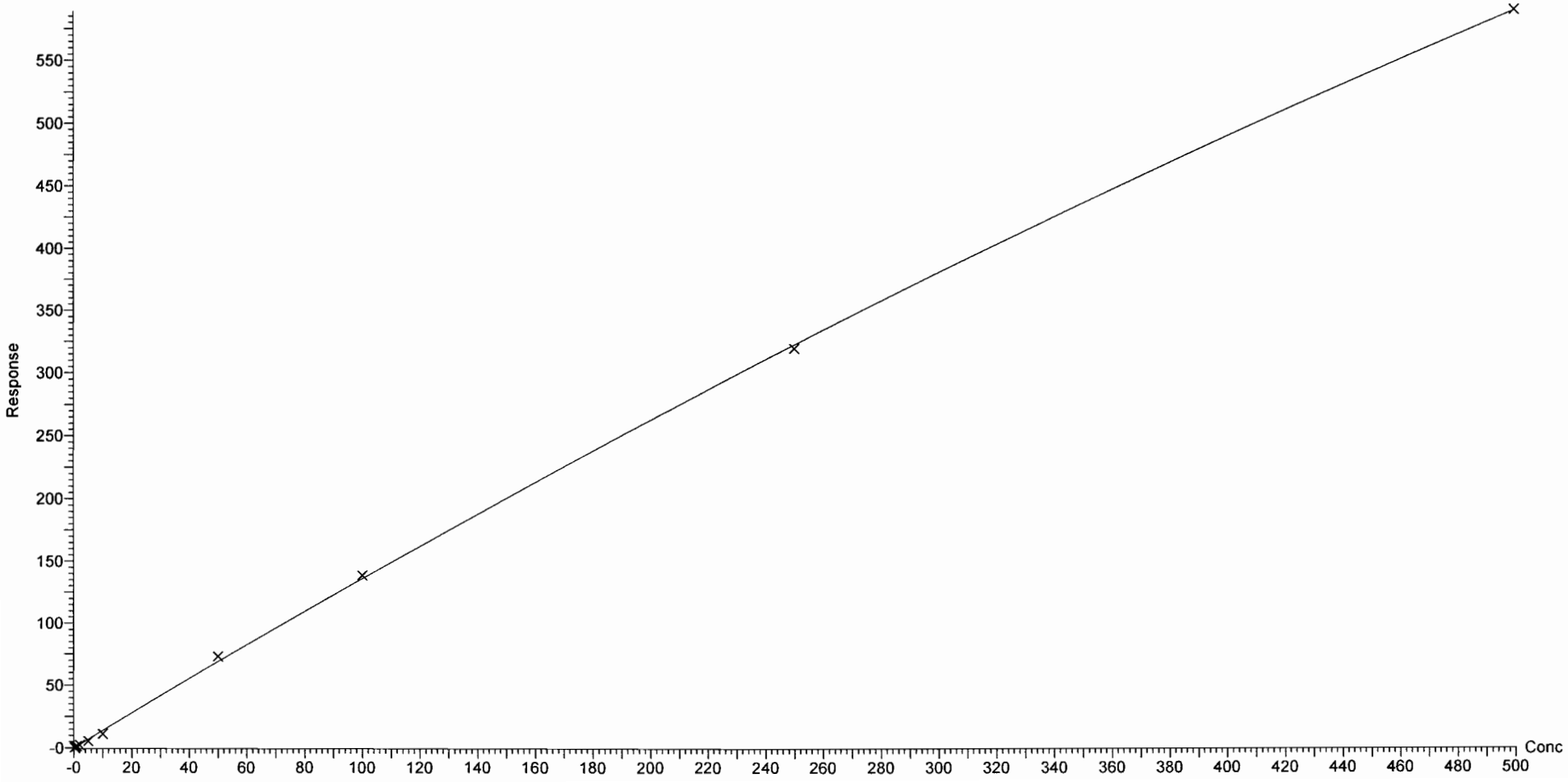

Dataset: F:\Projects\PFAS.PRO\Results\180307M1\180307M1-CRV_B.qld

Last Altered: Thursday, March 08, 2018 11:45:01 Pacific Standard Time
Printed: Thursday, March 08, 2018 11:54:20 Pacific Standard Time

Compound name: N-EtFOSAA
Coefficient of Determination: R^2 = 0.999877
Calibration curve: 1.29194e-005 * x^2 + 0.891664 * x + -0.0100899
Response type: Internal Std (Ref 48), Area * (IS Conc. / IS Area)
Curve type: 2nd Order, Origin: Include, Weighting: 1/x, Axis trans: None

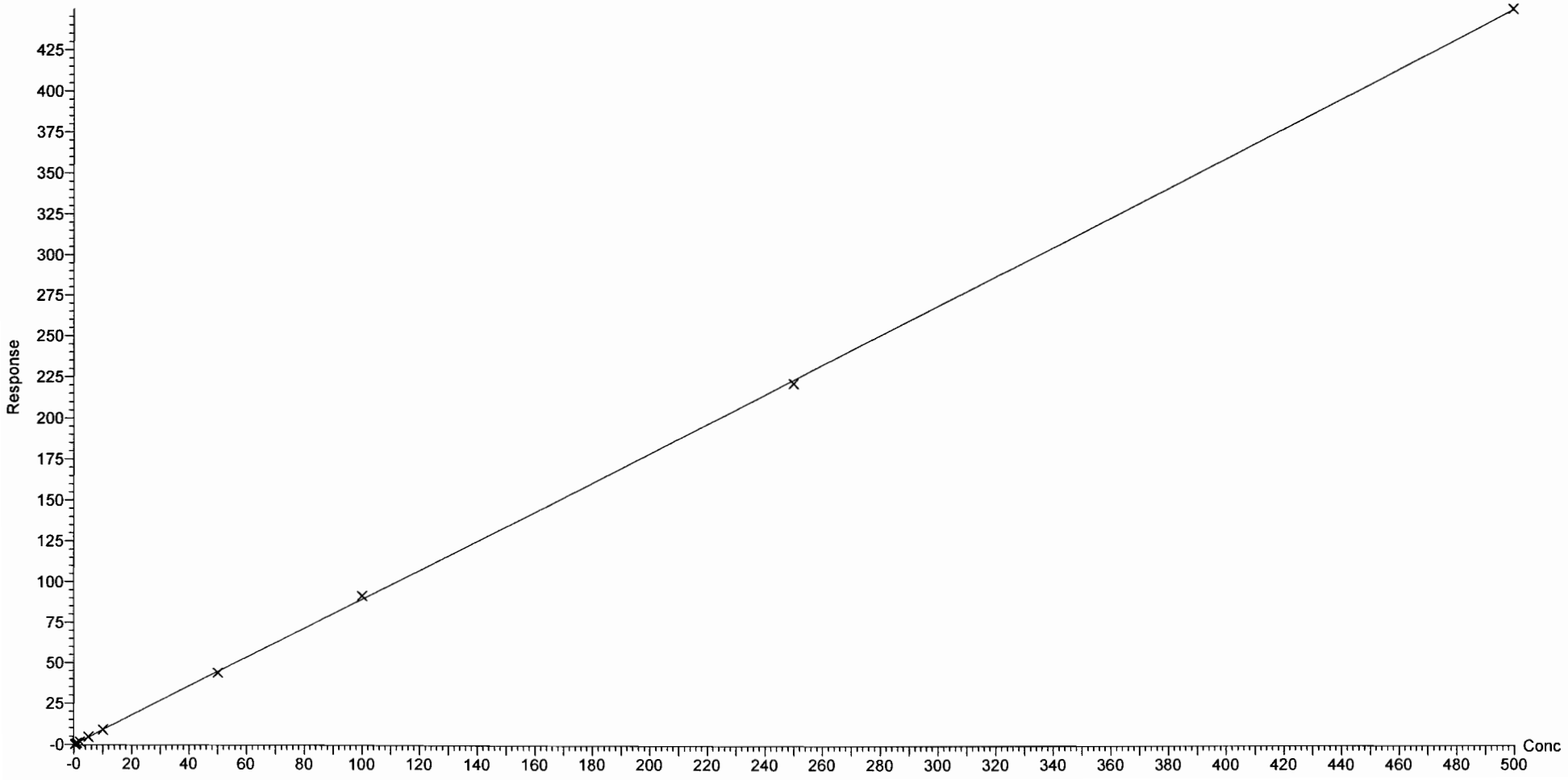

Dataset: F:\Projects\PFAS.PRO\Results\180307M1\180307M1-CRV_B.qld

Last Altered: Thursday, March 08, 2018 11:45:01 Pacific Standard Time
Printed: Thursday, March 08, 2018 11:54:20 Pacific Standard Time

Compound name: PFUdA
Coefficient of Determination: R^2 = 0.999365
Calibration curve: -0.0001944 * x^2 + 0.983025 * x + 0.00199177
Response type: Internal Std (Ref 49), Area * (IS Conc. / IS Area)
Curve type: 2nd Order, Origin: Exclude, Weighting: 1/x, Axis trans: None

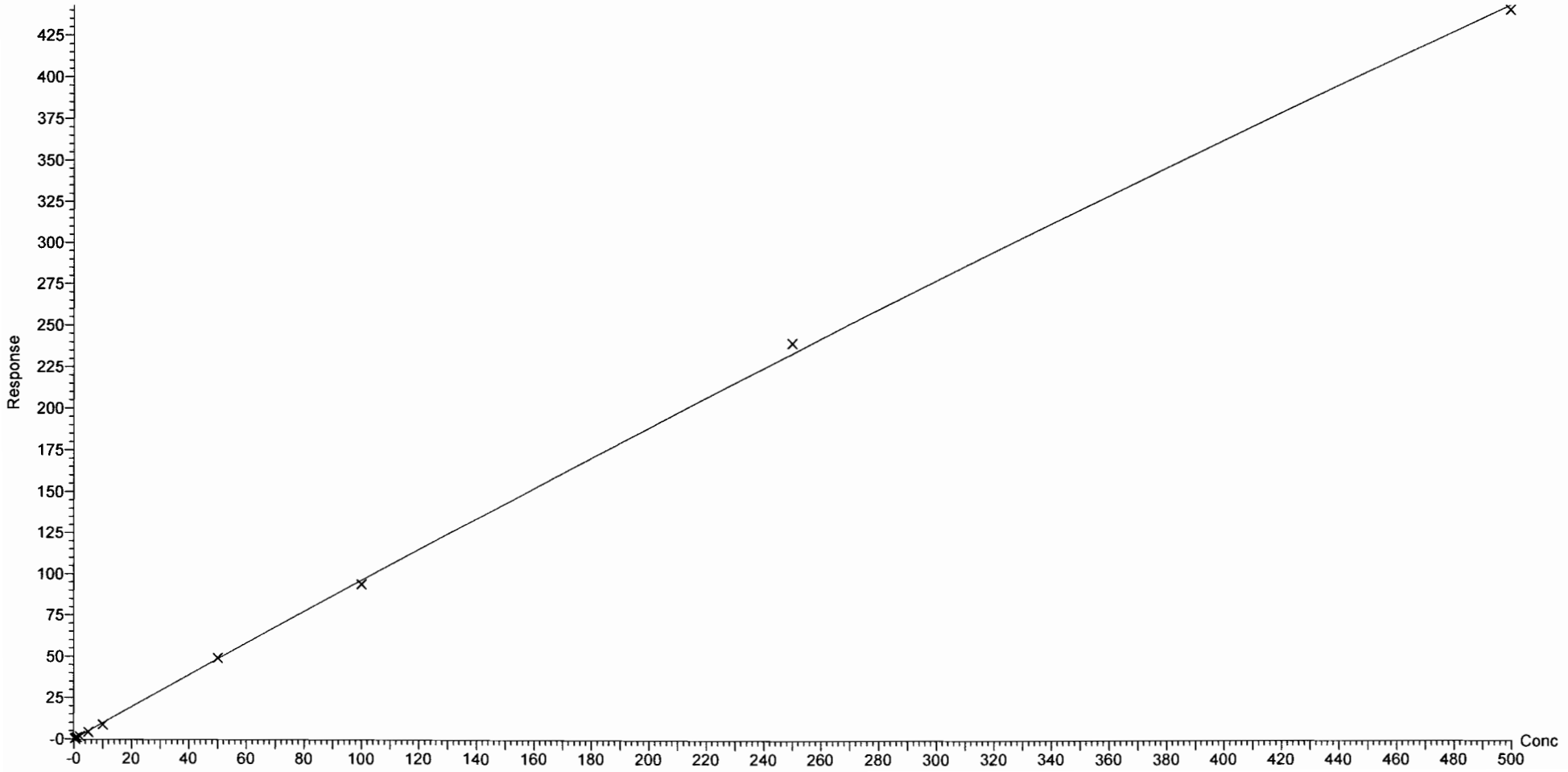

Dataset: F:\Projects\PFAS.PRO\Results\180307M1\180307M1-CRV_B.qld

Last Altered: Thursday, March 08, 2018 11:45:01 Pacific Standard Time
Printed: Thursday, March 08, 2018 11:54:20 Pacific Standard Time

Compound name: PFDS
Coefficient of Determination: R^2 = 0.999590
Calibration curve: -5.63643e-005 * x^2 + 0.187713 * x + -0.00532475
Response type: Internal Std (Ref 49), Area * (IS Conc. / IS Area)
Curve type: 2nd Order, Origin: Exclude, Weighting: 1/x, Axis trans: None

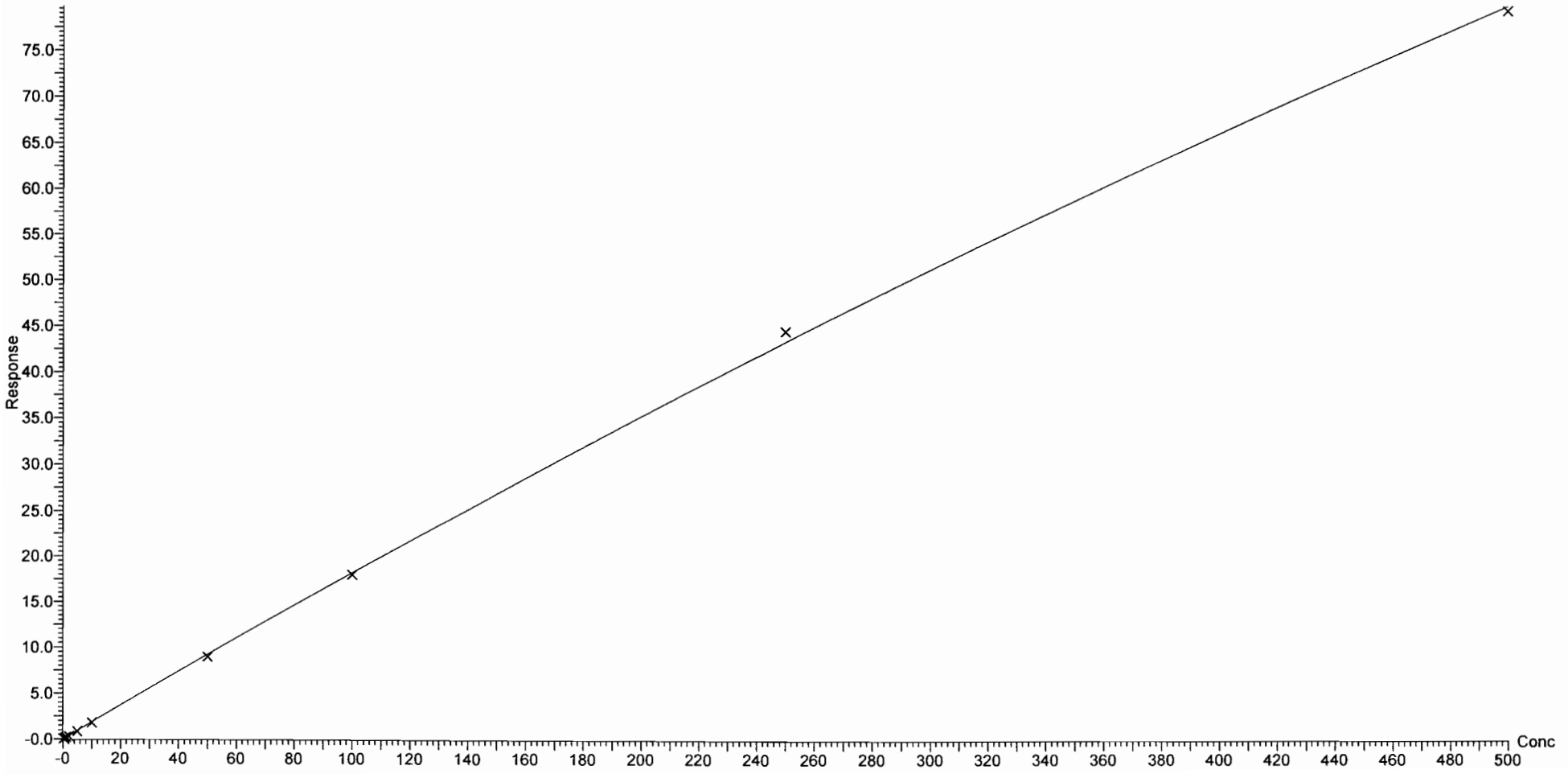

Dataset: F:\Projects\PFAS.PRO\Results\180307M1\180307M1-CRV_B.qld

Last Altered: Thursday, March 08, 2018 11:45:01 Pacific Standard Time
Printed: Thursday, March 08, 2018 11:54:20 Pacific Standard Time

Compound name: PFDoA
Coefficient of Determination: R^2 = 0.999730
Calibration curve: -6.9365e-005 * x^2 + 1.26593 * x + -0.0381542
Response type: Internal Std (Ref 50), Area * (IS Conc. / IS Area)
Curve type: 2nd Order, Origin: Exclude, Weighting: 1/x, Axis trans: None

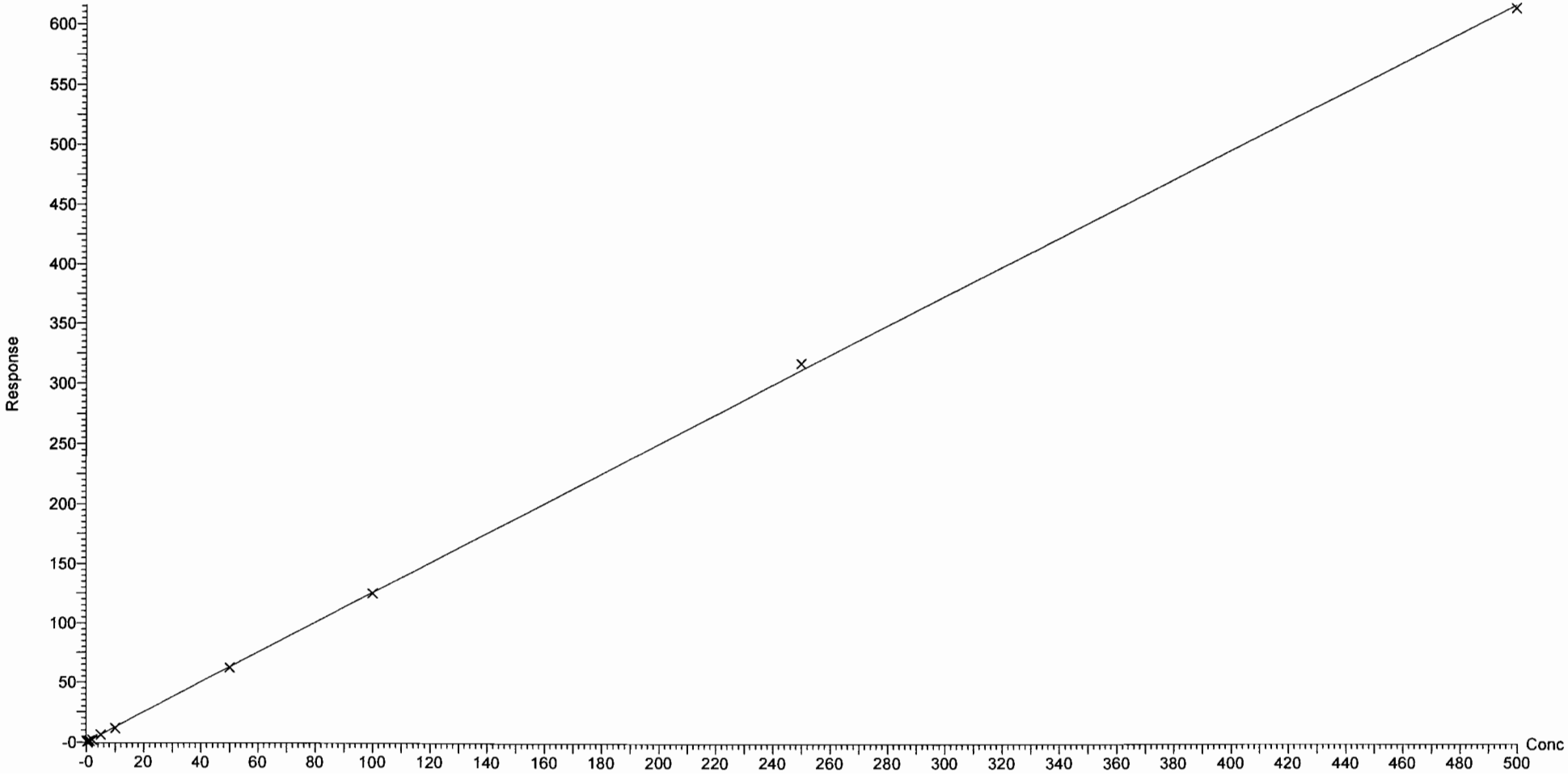

Vista Analytical Laboratory Q1

Dataset: F:\Projects\PFAS.PRO\Results\180307M1\180307M1-CRV_B.qld

Last Altered: Thursday, March 08, 2018 11:45:01 Pacific Standard Time
Printed: Thursday, March 08, 2018 11:54:20 Pacific Standard Time

Compound name: N-MeFOSA
Coefficient of Determination: R^2 = 0.999527
Calibration curve: -9.8969e-005 * x^2 + 1.13559 * x + 0.156829
Response type: Internal Std (Ref 51), Area * (IS Conc. / IS Area)
Curve type: 2nd Order, Origin: Include, Weighting: 1/x, Axis trans: None

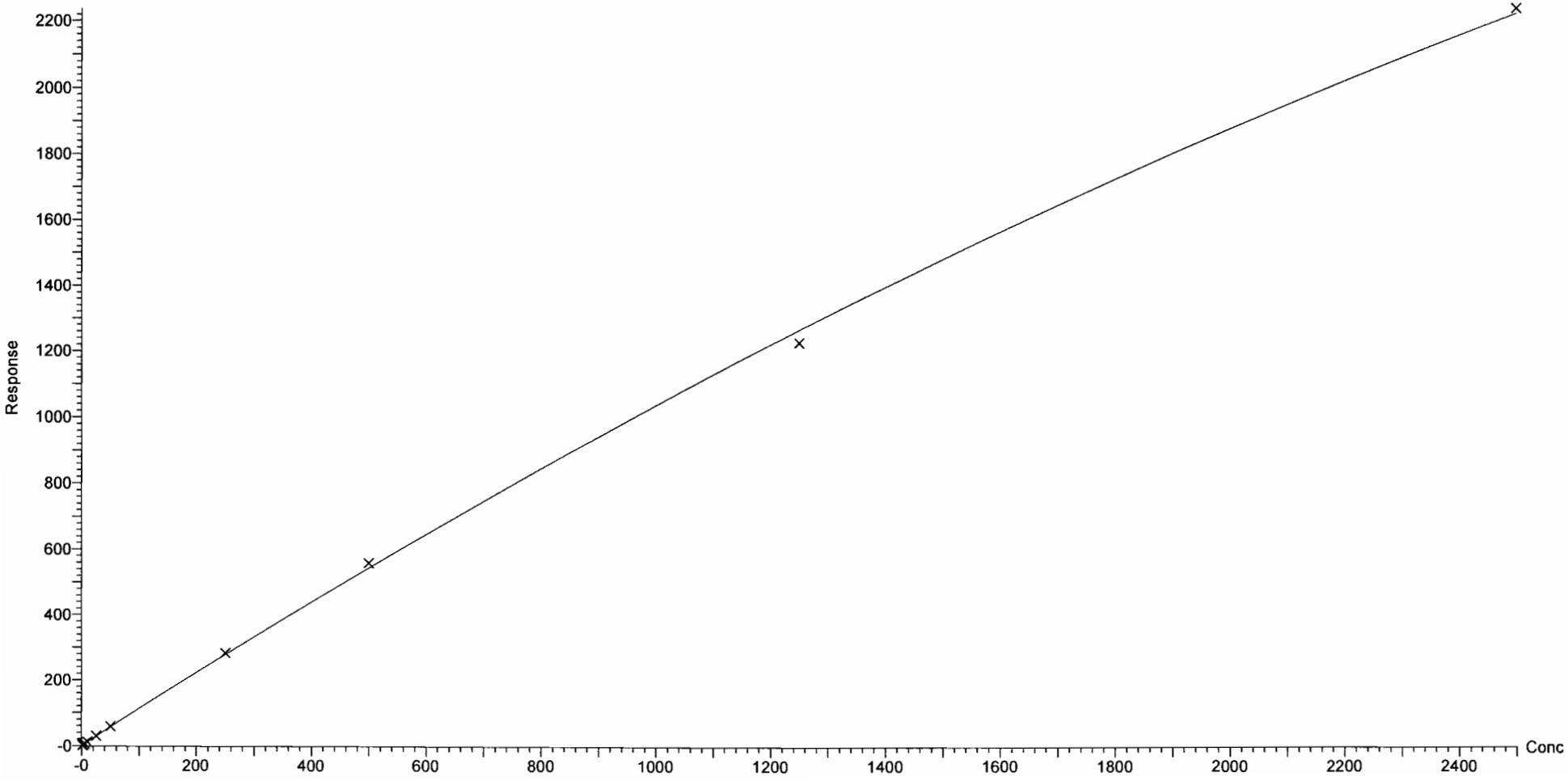

Dataset: F:\Projects\PFAS.PRO\Results\180307M1\180307M1-CRV_B.qld

Last Altered: Thursday, March 08, 2018 11:45:01 Pacific Standard Time
Printed: Thursday, March 08, 2018 11:54:20 Pacific Standard Time

Compound name: PFTrDA
Coefficient of Determination: R^2 = 0.999101
Calibration curve: -0.000245862 * x^2 + 1.25843 * x + -0.0168375
Response type: Internal Std (Ref 50), Area * (IS Conc. / IS Area)
Curve type: 2nd Order, Origin: Exclude, Weighting: 1/x, Axis trans: None

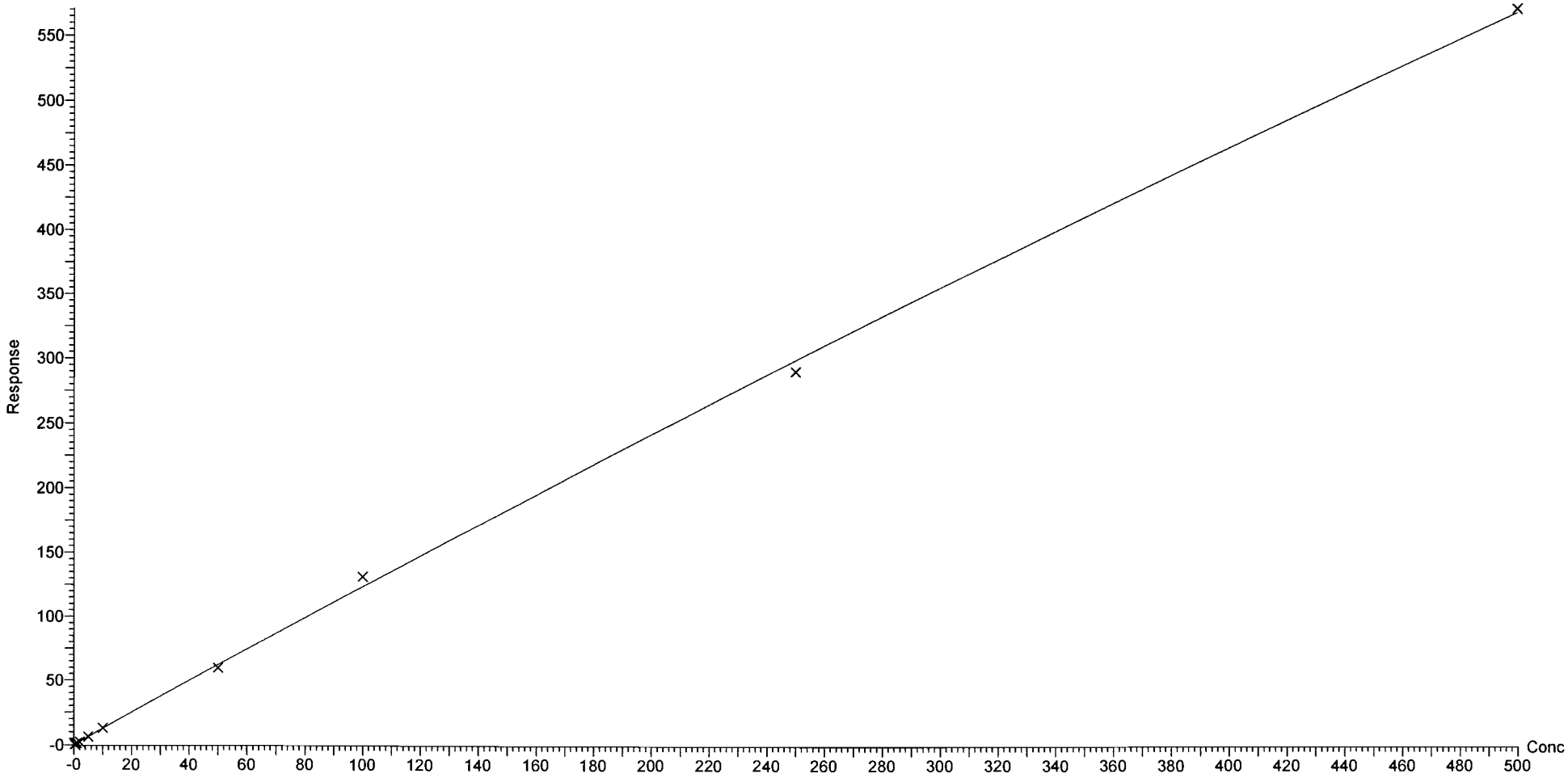

Vista Analytical Laboratory Q1

Dataset: F:\Projects\PFAS.PRO\Results\180307M1\180307M1-CRV_B.qld

Last Altered: Thursday, March 08, 2018 13:04:56 Pacific Standard Time
Printed: Thursday, March 08, 2018 13:06:35 Pacific Standard Time

Method: F:\Projects\PFAS.PRO\MethDB\PFAS_FULL_80C_030718.mdb 08 Mar 2018 11:04:14
Calibration: F:\Projects\PFAS.PRO\CurveDB\C18_VAL-PFAS_Q4_03-07-18-FULL.cdb 08 Mar 2018 13:04:56

Compound name: PFTeDA
Coefficient of Determination: R^2 = 0.996740
Calibration curve: -0.00192136 * x^2 + 1.47424 * x + -0.106072
Response type: Internal Std (Ref 52), Area * (IS Conc. / IS Area)
Curve type: 2nd Order, Origin: Exclude, Weighting: 1/x, Axis trans: None

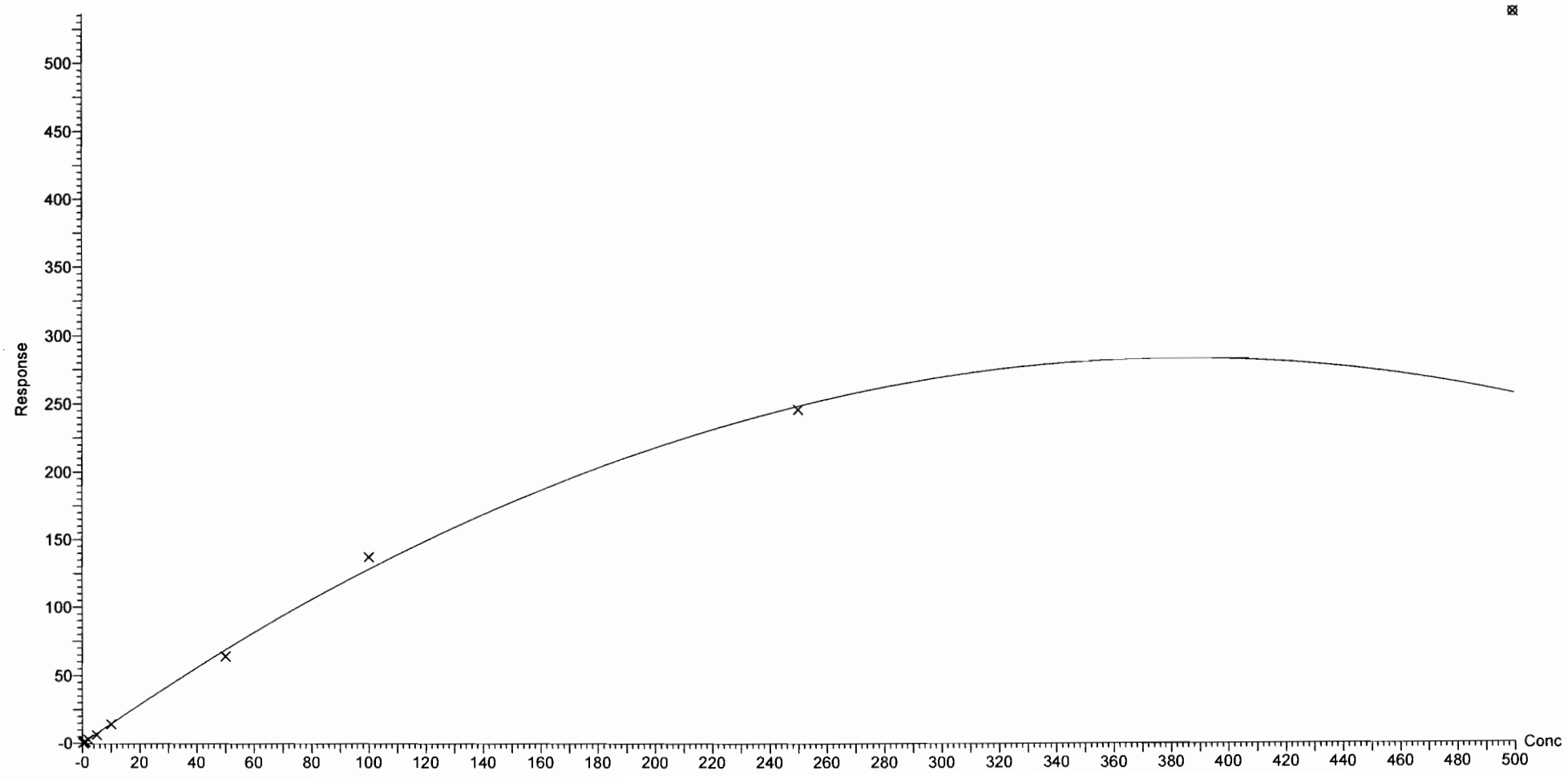

Dataset: F:\Projects\PFAS.PRO\Results\180307M1\180307M1-CRV_B.qld

Last Altered: Thursday, March 08, 2018 11:45:01 Pacific Standard Time
Printed: Thursday, March 08, 2018 11:54:20 Pacific Standard Time

Compound name: N-EtFOSA
Coefficient of Determination: R^2 = 0.999937
Calibration curve: -5.02335e-005 * x^2 + 0.998781 * x + 0.131582
Response type: Internal Std (Ref 53), Area * (IS Conc. / IS Area)
Curve type: 2nd Order, Origin: Exclude, Weighting: 1/x, Axis trans: None

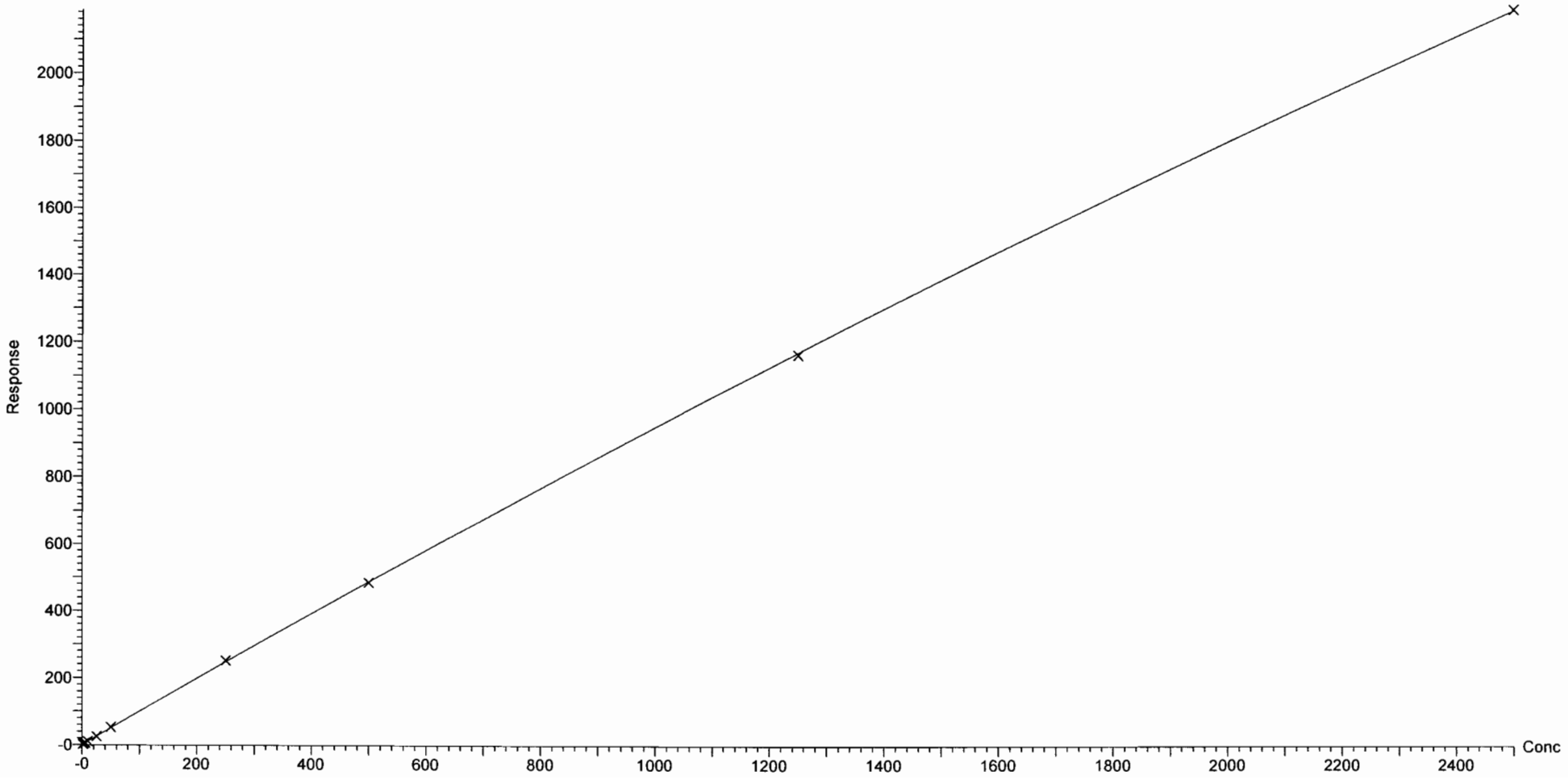

Dataset: F:\Projects\PFAS.PRO\Results\180307M1\180307M1-CRV_B.qld

Last Altered: Thursday, March 08, 2018 11:45:01 Pacific Standard Time
Printed: Thursday, March 08, 2018 11:54:20 Pacific Standard Time

Compound name: PFHxDA
Coefficient of Determination: R^2 = 0.999708
Calibration curve: -0.000278545 * x^2 + 0.441894 * x + 0.0447249
Response type: Internal Std (Ref 54), Area * (IS Conc. / IS Area)
Curve type: 2nd Order, Origin: Exclude, Weighting: 1/x, Axis trans: None

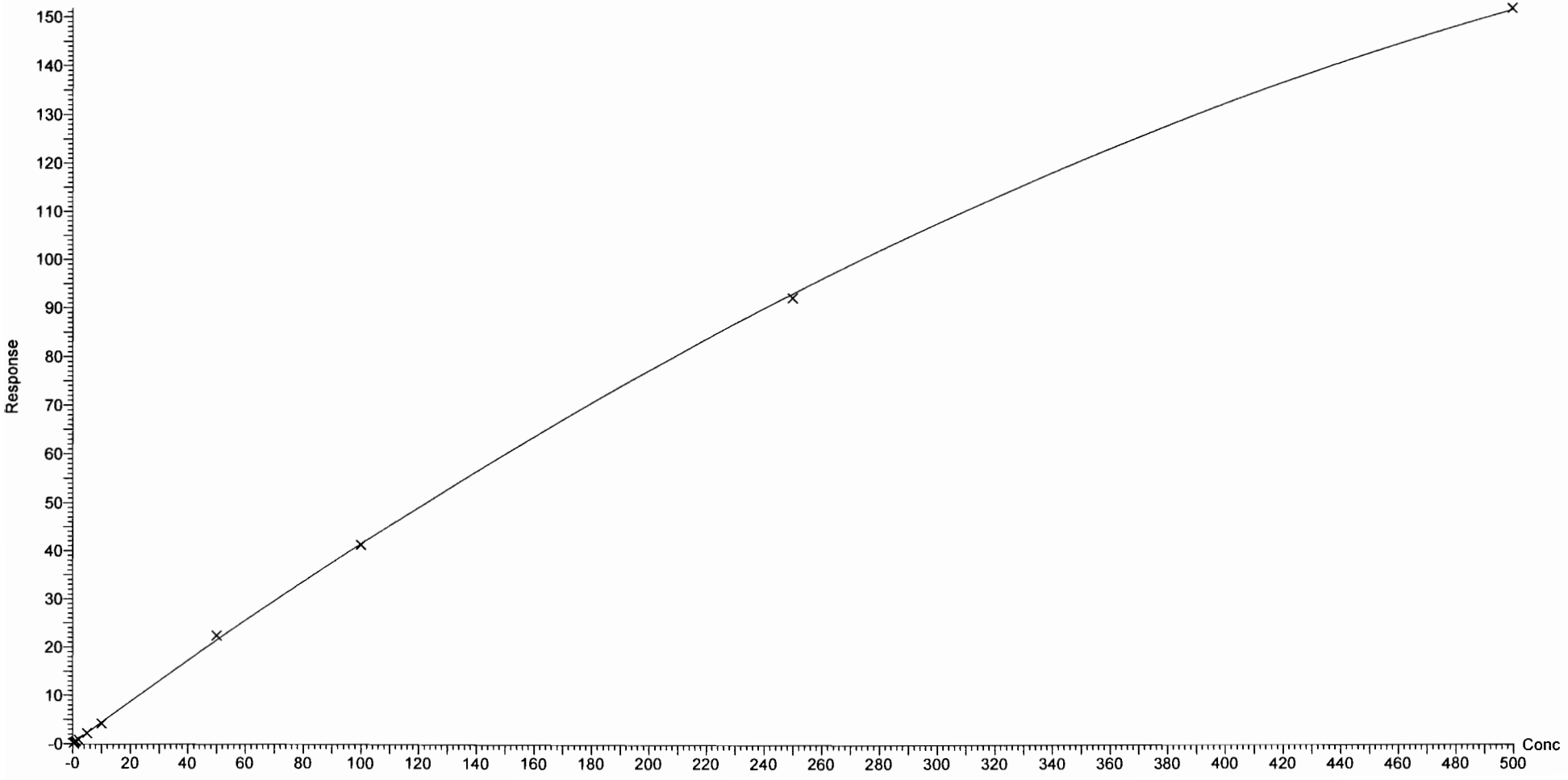

Vista Analytical Laboratory Q1

Dataset: F:\Projects\PFAS.PRO\Results\180307M1\180307M1-CRV_B.qld

Last Altered: Thursday, March 08, 2018 11:45:01 Pacific Standard Time
Printed: Thursday, March 08, 2018 11:54:20 Pacific Standard Time

Compound name: PFODA
Coefficient of Determination: R^2 = 0.999091
Calibration curve: -0.000428953 * x^2 + 0.776714 * x + -0.0227857
Response type: Internal Std (Ref 54), Area * (IS Conc. / IS Area)
Curve type: 2nd Order, Origin: Include, Weighting: 1/x, Axis trans: None

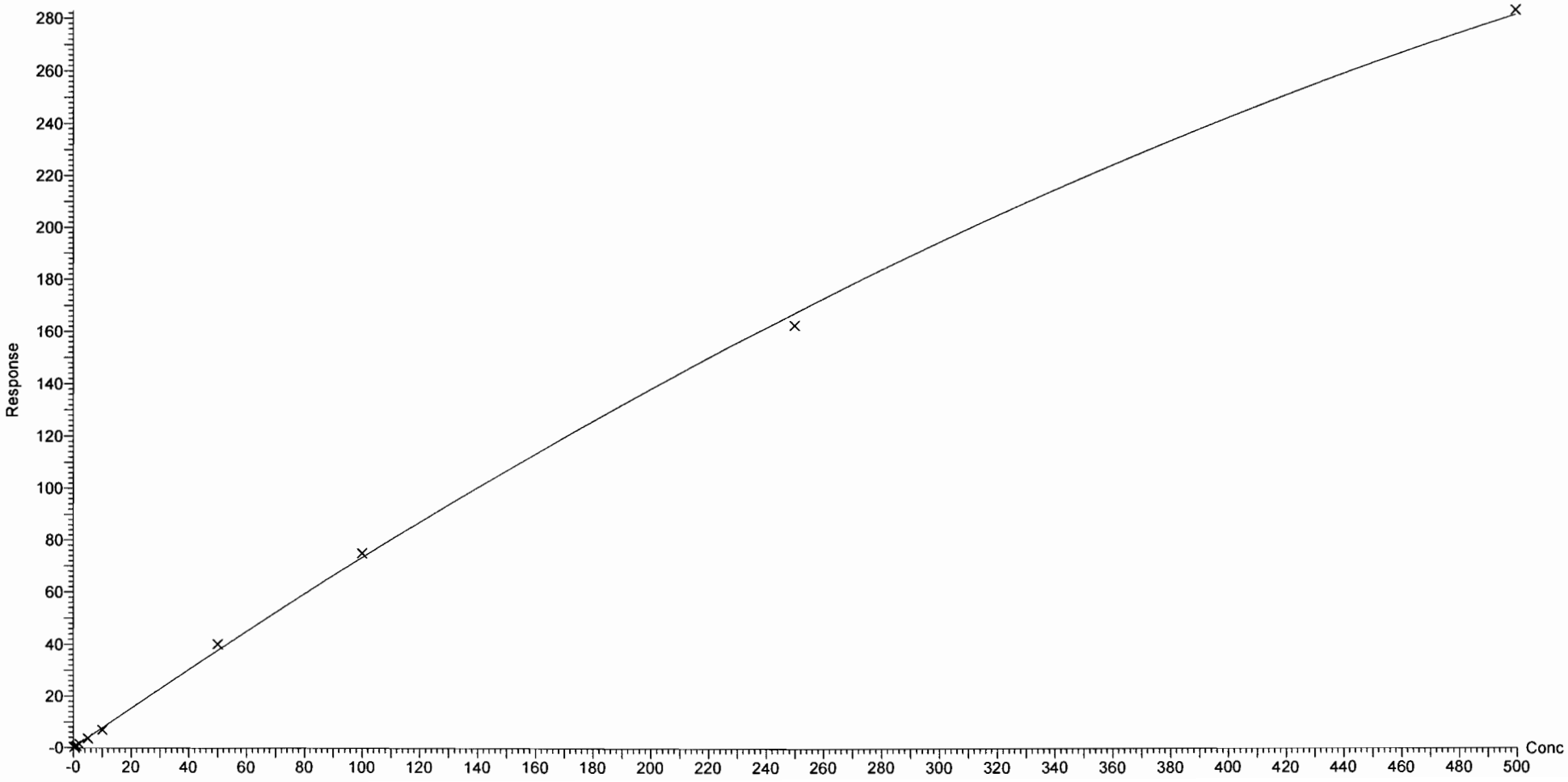

Vista Analytical Laboratory Q1

Dataset: F:\Projects\PFAS.PRO\Results\180307M1\180307M1-CRV_B.qld

Last Altered: Thursday, March 08, 2018 11:45:01 Pacific Standard Time
Printed: Thursday, March 08, 2018 11:54:20 Pacific Standard Time

Compound name: N-MeFOSE
Coefficient of Determination: R^2 = 0.999493
Calibration curve: -1.76031e-005 * x^2 + 0.909327 * x + 0.284381
Response type: Internal Std (Ref 55), Area * (IS Conc. / IS Area)
Curve type: 2nd Order, Origin: Exclude, Weighting: 1/x, Axis trans: None

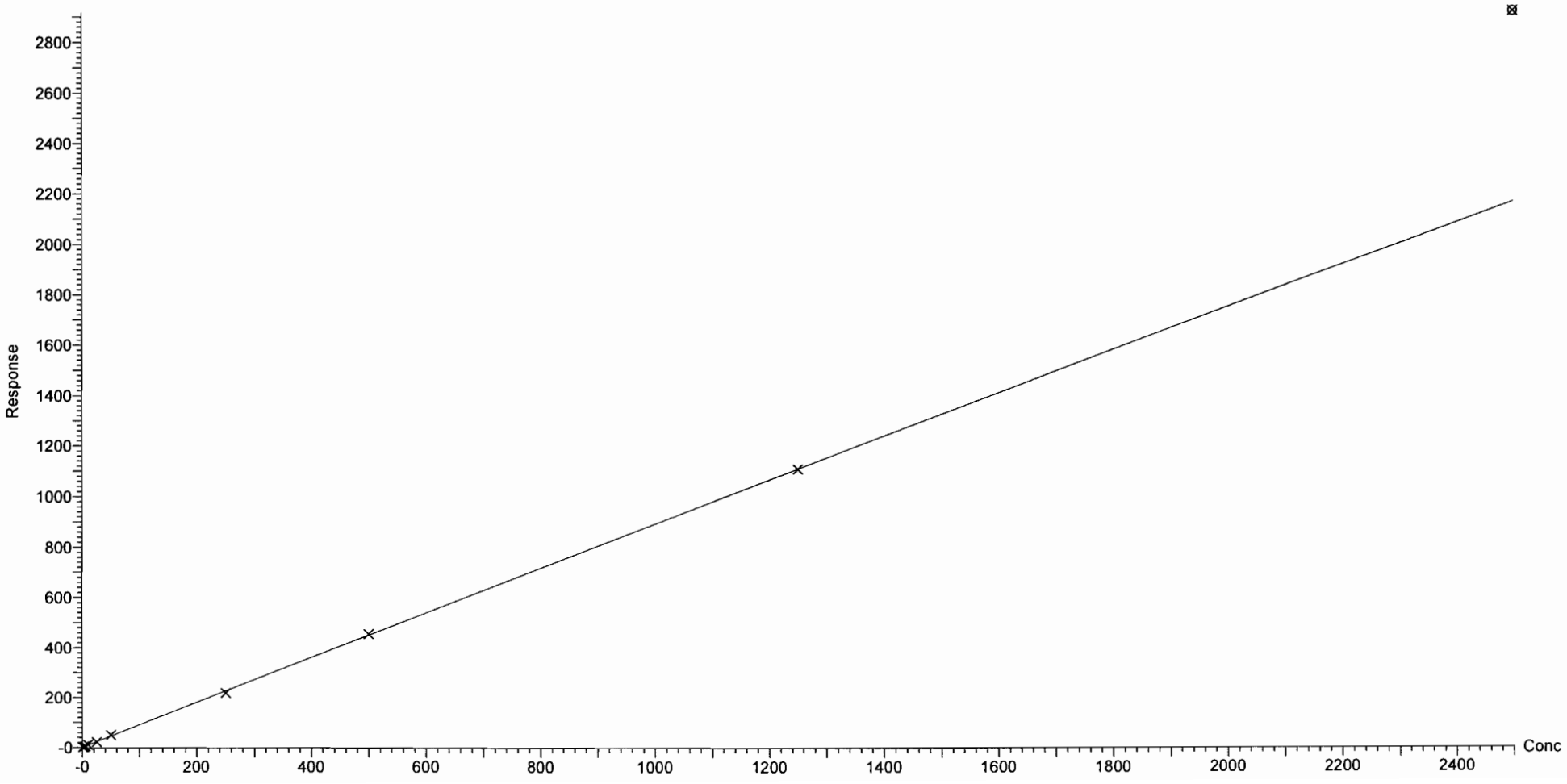

Vista Analytical Laboratory Q1

Dataset: F:\Projects\PFAS.PRO\Results\180307M1\180307M1-CRV_B.qld

Last Altered: Thursday, March 08, 2018 11:45:01 Pacific Standard Time
Printed: Thursday, March 08, 2018 11:54:20 Pacific Standard Time

Compound name: N-EtFOSE
Correlation coefficient: r = 0.997737, r^2 = 0.995479
Calibration curve: 1.14523 * x + 0.0635125
Response type: Internal Std (Ref 56), Area * (IS Conc. / IS Area)
Curve type: Linear, Origin: Exclude, Weighting: 1/x, Axis trans: None

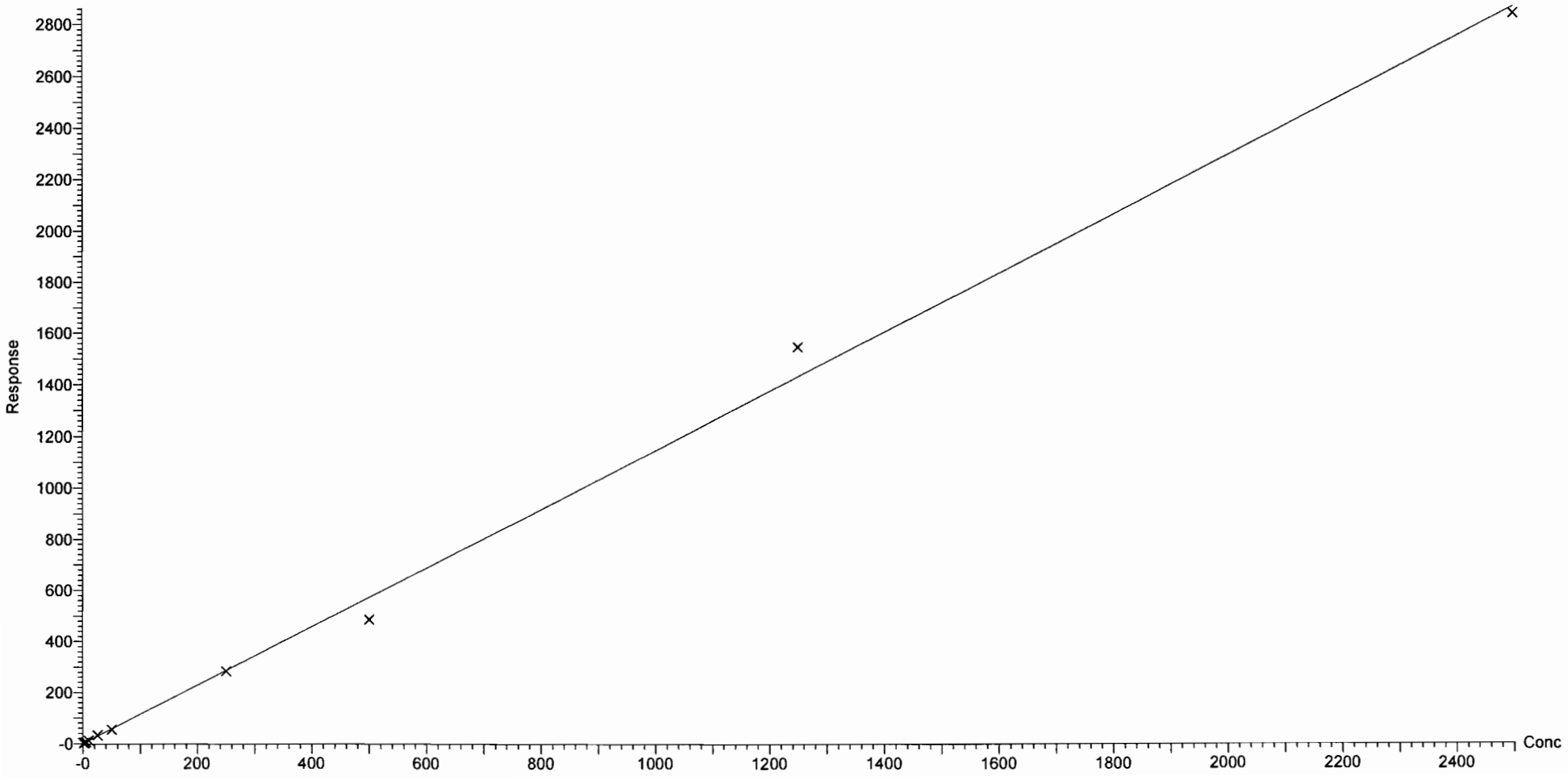

Dataset: F:\Projects\PFAS.PRO\Results\180307M1\180307M1-CRV_B.qld

Last Altered: Thursday, March 08, 2018 11:30:49 Pacific Standard Time
Printed: Thursday, March 08, 2018 11:35:52 Pacific Standard Time

Method: F:\Projects\PFAS.PRO\MethDB\PFAS_FULL_80C_030718.mdb 08 Mar 2018 11:04:14
Calibration: 08 Mar 2018 11:30:49

Name: 180307M1_6, Date: 07-Mar-2018, Time: 16:57:52, ID: ST180307M1-1 PFC CS-2 18C0602, Description: PFC CS-2 18C0602

PFBA

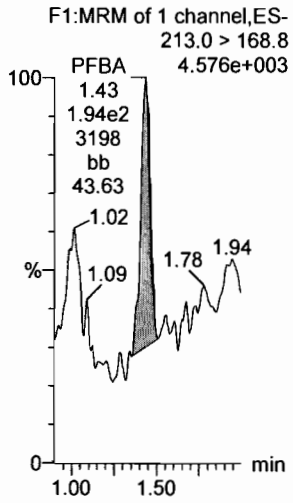

PFPeA

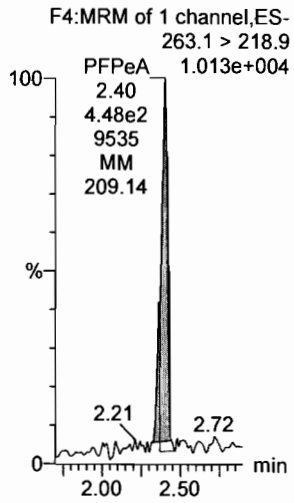

PFBS

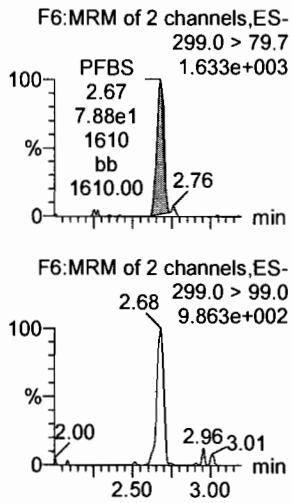

PFHxA

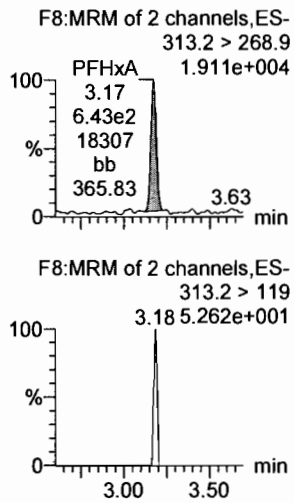

PFHpA

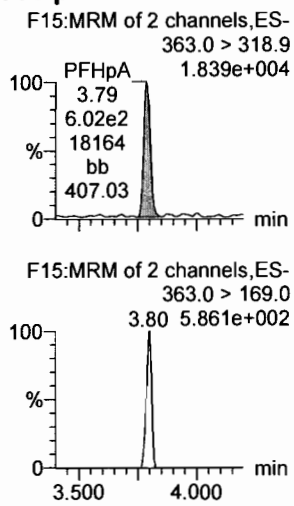

L-PFHxS

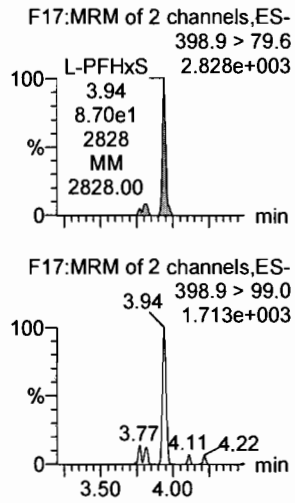

13C3-PFBA

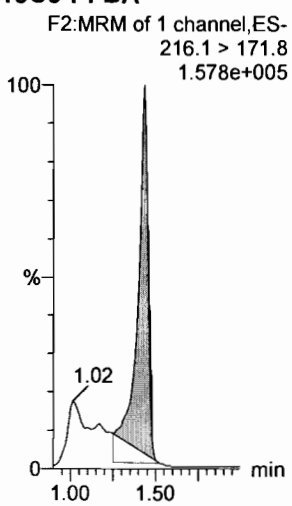

13C3-PFPeA

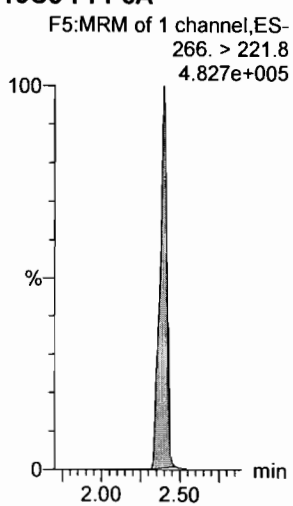

13C3-PFBS

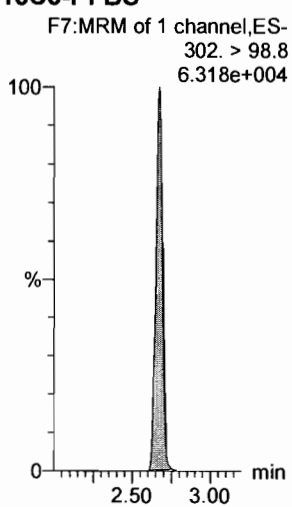

13C2-PFHxA

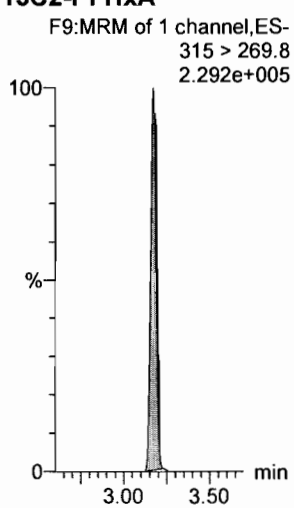

13C4-PFHpA

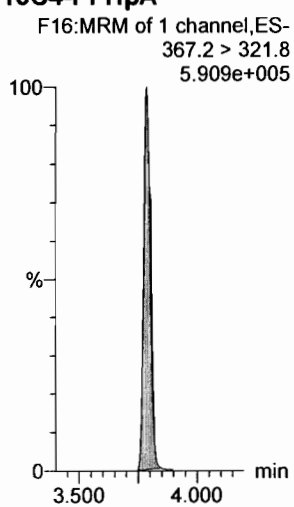

18O2-PFHxS

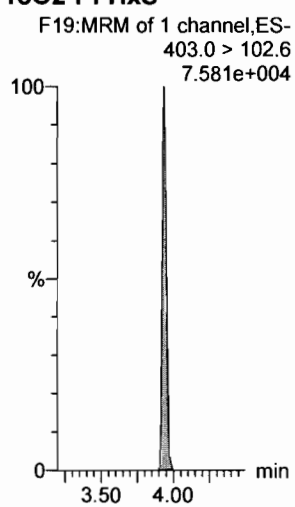

Dataset: F:\Projects\PFAS.PRO\Results\180307M1\180307M1-CRV_B.qld

Last Altered: Thursday, March 08, 2018 11:58:33 Pacific Standard Time
Printed: Thursday, March 08, 2018 12:01:16 Pacific Standard Time

Name: 180307M1_6, Date: 07-Mar-2018, Time: 16:57:52, ID: ST180307M1-1 PFC CS-2 18C0602, Description: PFC CS-2 18C0602

6:2 FTS

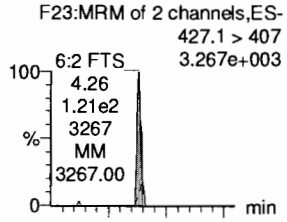

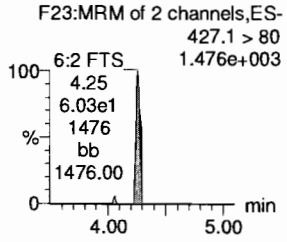

L-PFOA

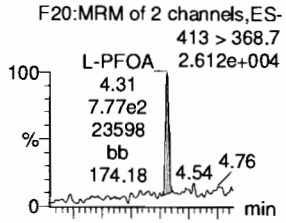

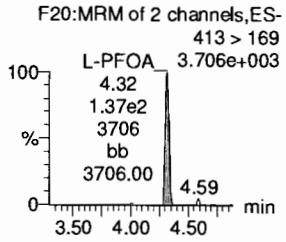

PFHpS

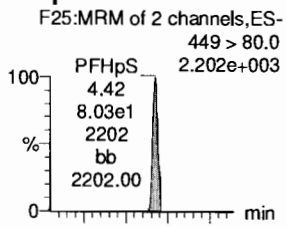

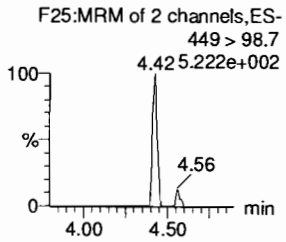

PFNA

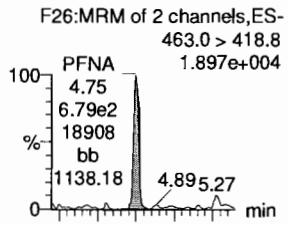

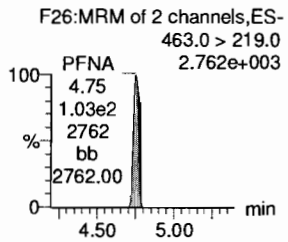

PFOSA

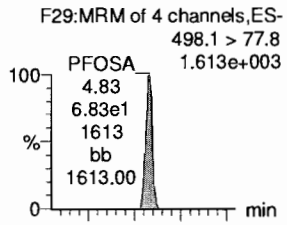

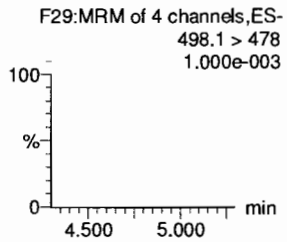

L-PFOS

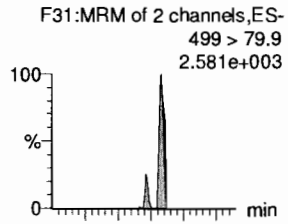

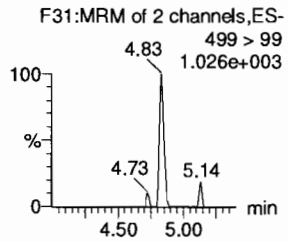

13C2-6:2 FTS

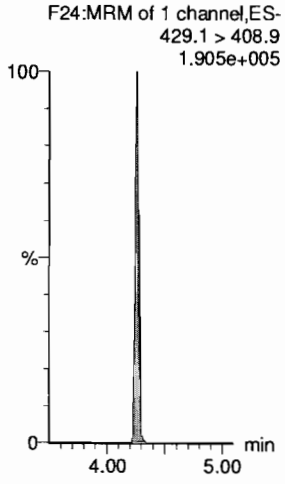

13C2-PFOA

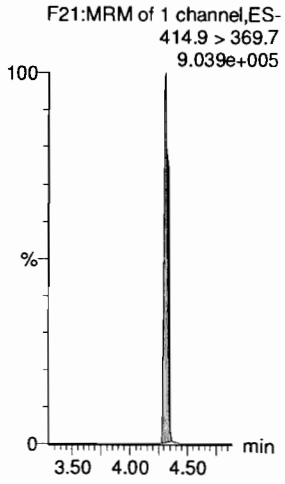

13C2-PFOA

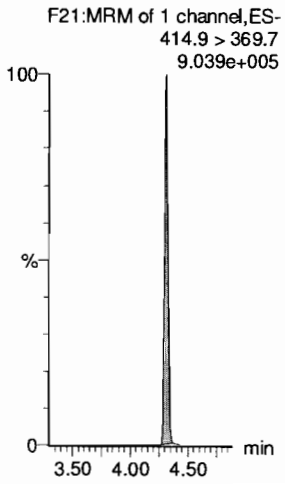

13C5-PFNA

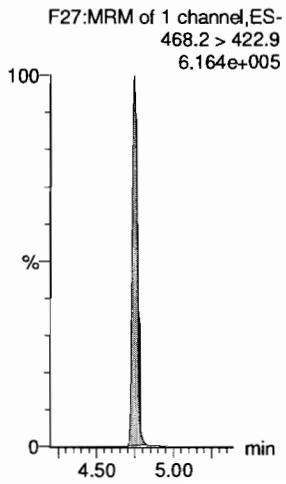

13C8-PFOSA

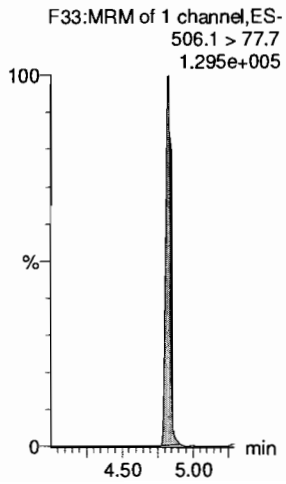

13C8-PFOS

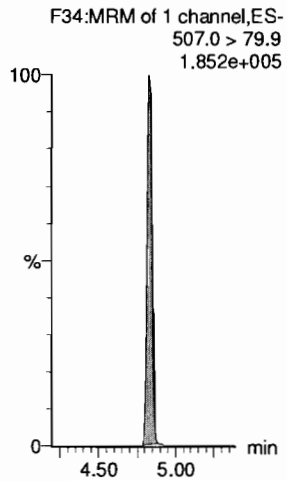

Dataset: F:\Projects\PFAS.PRO\Results\180307M1\180307M1-CRV_B.qld

Last Altered: Thursday, March 08, 2018 11:30:49 Pacific Standard Time
Printed: Thursday, March 08, 2018 11:35:52 Pacific Standard Time

Name: 180307M1_6, Date: 07-Mar-2018, Time: 16:57:52, ID: ST180307M1-1 PFC CS-2 18C0602, Description: PFC CS-2 18C0602

PFDA

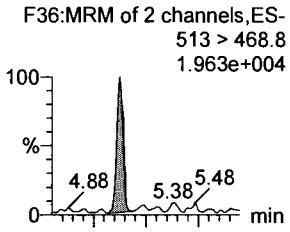

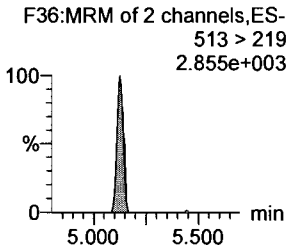

8:2 FTS

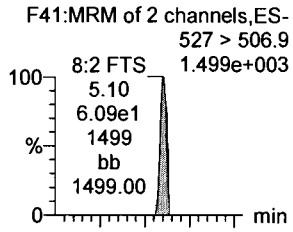

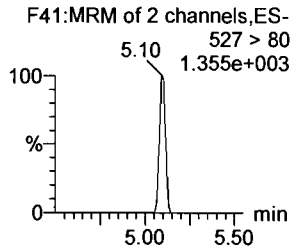

N-MeFOSAA

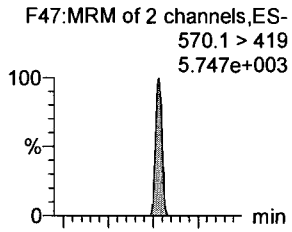

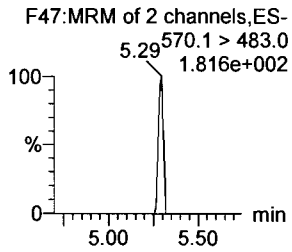

N-EtFOSAA

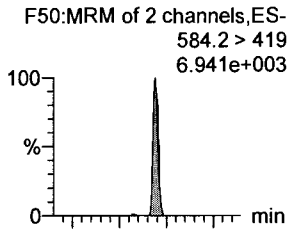

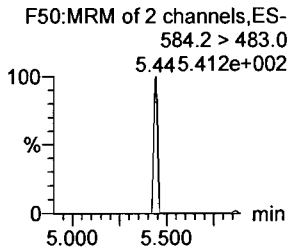

PFUdA

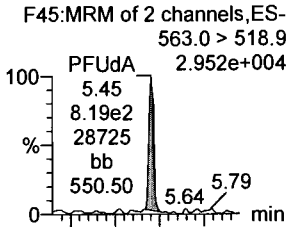

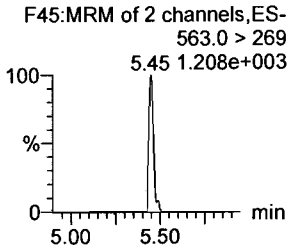

PFDS

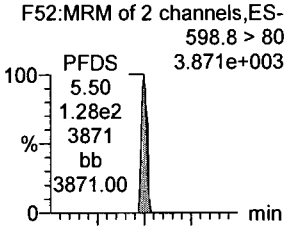

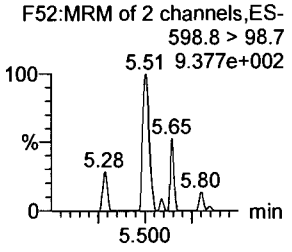

13C2-PFDA

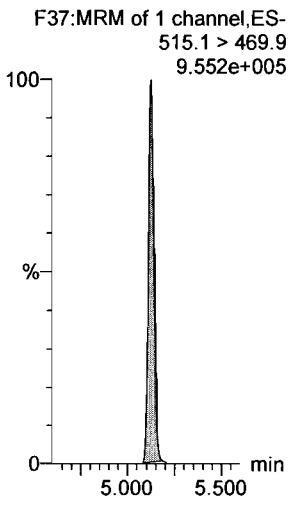

13C2-8:2 FTS

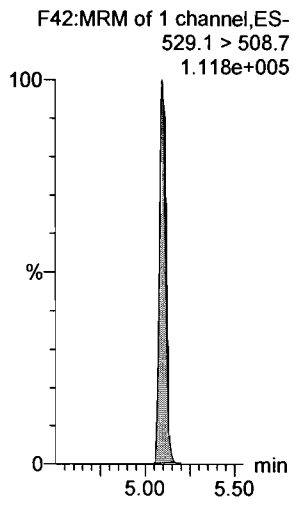

d3-N-MeFOSAA

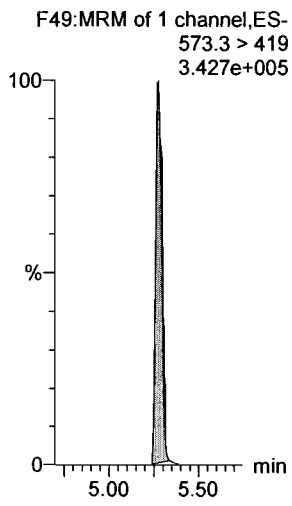

d5-N-EtFOSAA

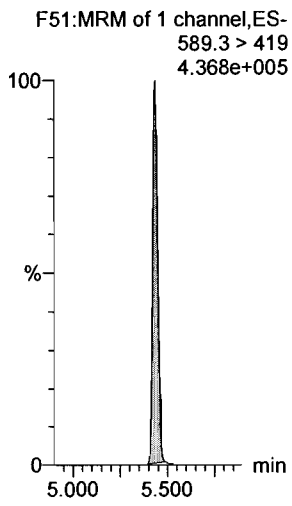

13C2-PFUdA

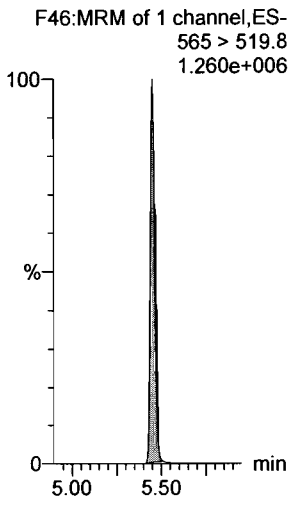

13C2-PFUdA

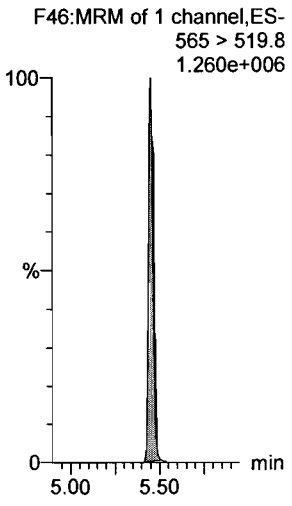

Dataset: F:\Projects\PFAS.PRO\Results\180307M1\180307M1-CRV_B.qld

Last Altered: Thursday, March 08, 2018 11:30:49 Pacific Standard Time
Printed: Thursday, March 08, 2018 11:35:52 Pacific Standard Time

Name: 180307M1_6, Date: 07-Mar-2018, Time: 16:57:52, ID: ST180307M1-1 PFC CS-2 18C0602, Description: PFC CS-2 18C0602

PFDoA

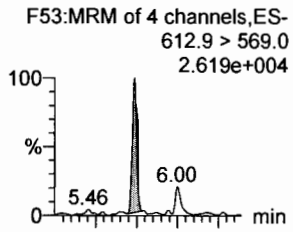

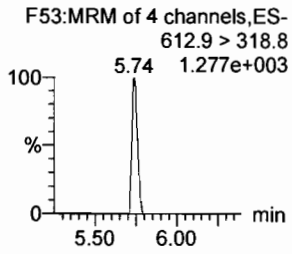

N-MeFOSA

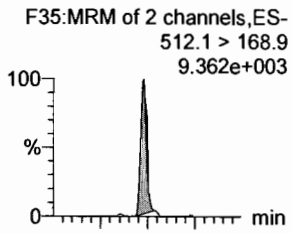

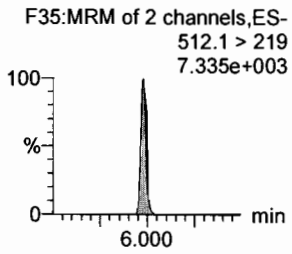

PFTrDA

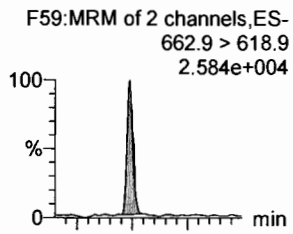

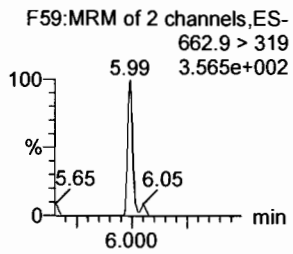

PFTeDA

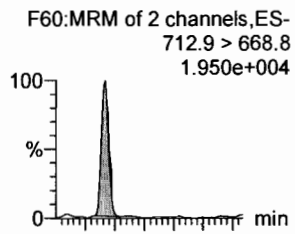

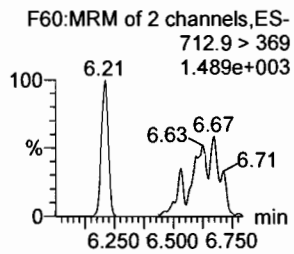

N-EtFOSA

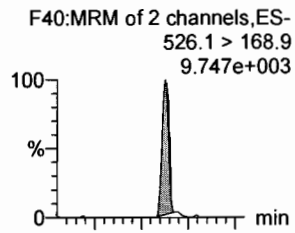

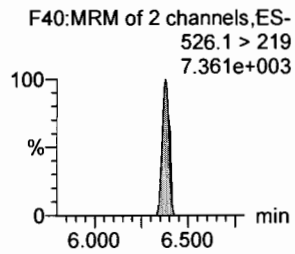

PFHxDA

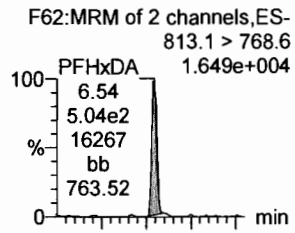

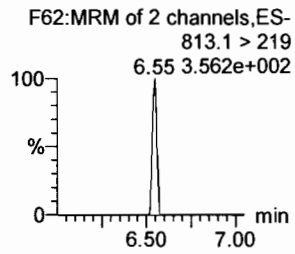

13C2-PFDoA

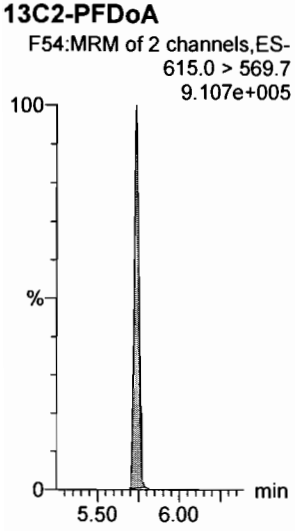

d3-N-MeFOSA

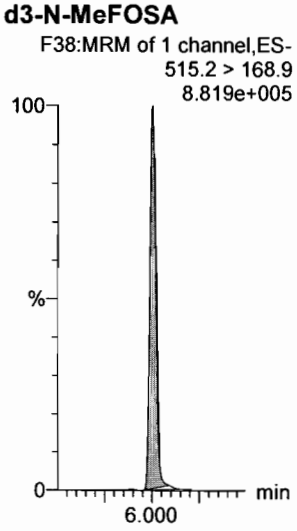

13C2-PFDoA

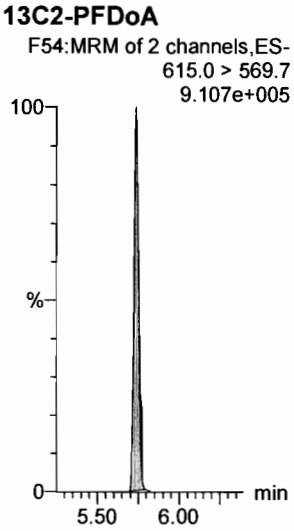

13C2-PFTeDA

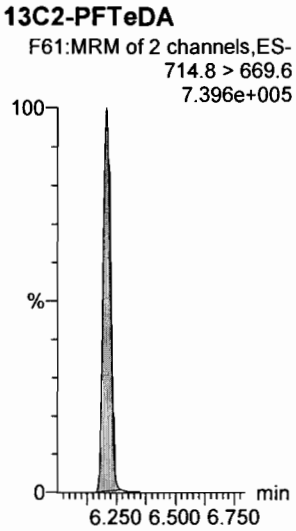

d5-N-ETFOSA

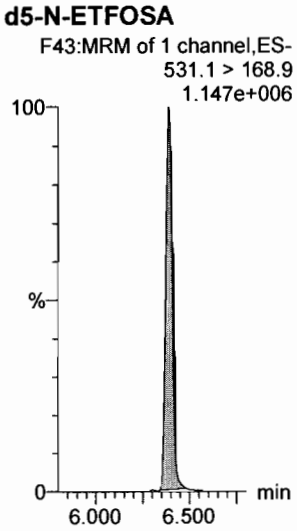

13C2-PFHxDA

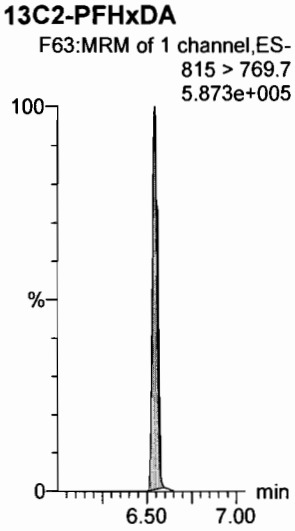

Dataset: F:\Projects\PFAS.PRO\Results\180307M1\180307M1-CRV_B.qld

Last Altered: Thursday, March 08, 2018 11:30:49 Pacific Standard Time
Printed: Thursday, March 08, 2018 11:35:52 Pacific Standard Time

Name: 180307M1_6, Date: 07-Mar-2018, Time: 16:57:52, ID: ST180307M1-1 PFC CS-2 18C0602, Description: PFC CS-2 18C0602

PFODA



N-MeFOSE

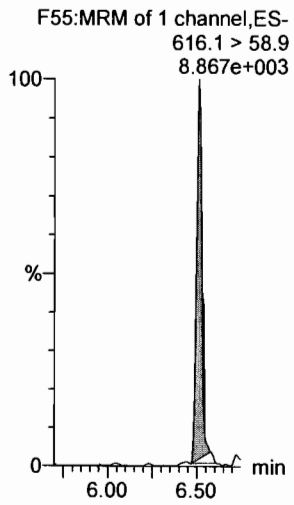

N-EtFOSE

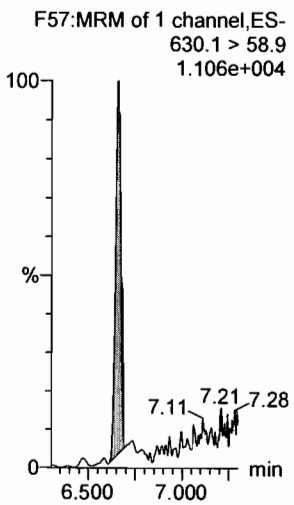

13C4-PFBA

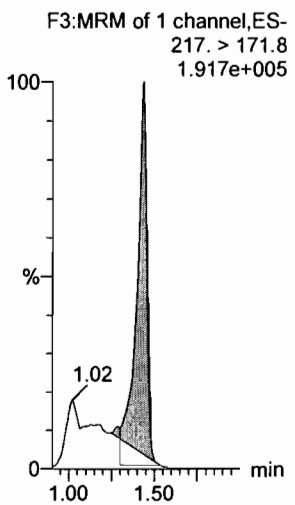

13C5-PFHxA

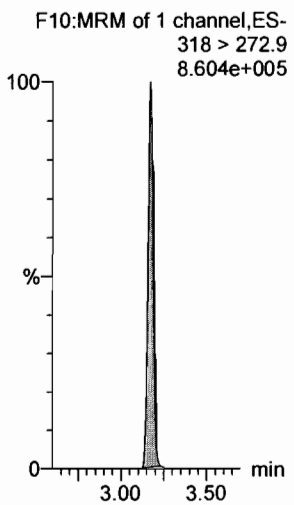

13C3-PFHxS

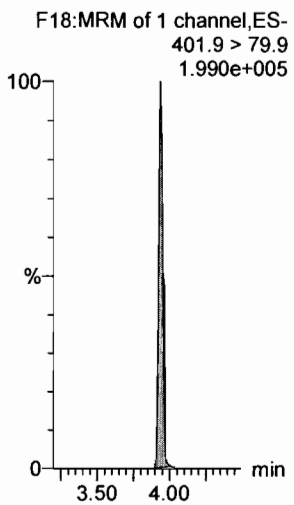

13C2-PFHxDA

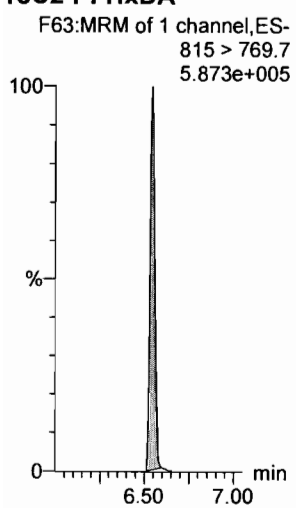

d7-N-MeFOSE

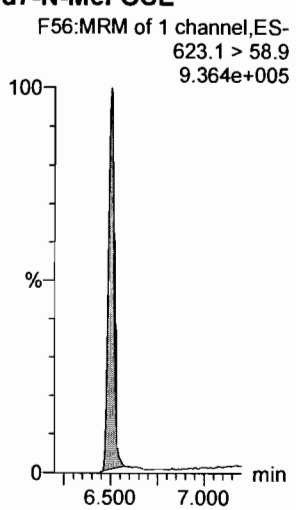

d9-N-EtFOSE

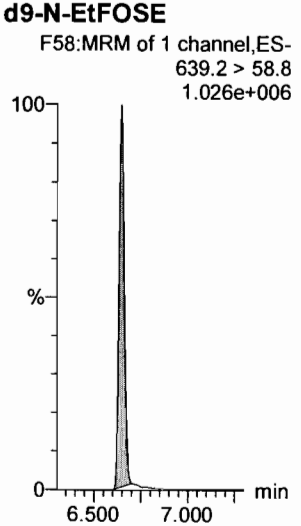

13C8-PFOA

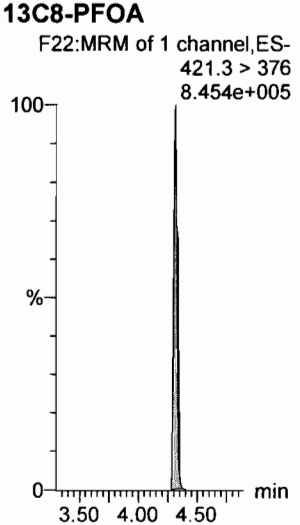

13C9-PFNA

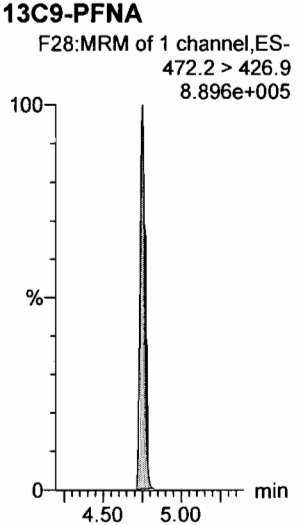

13C4-PFOS

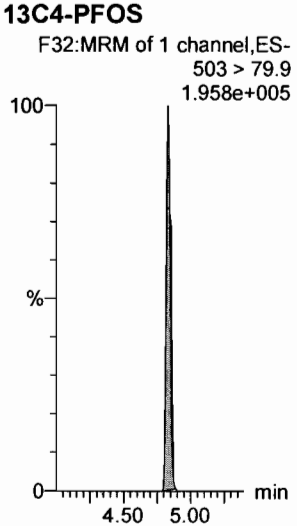

Dataset: F:\Projects\PFAS.PRO\Results\180307M1\180307M1-CRV_B.qld

Last Altered: Thursday, March 08, 2018 11:30:49 Pacific Standard Time
Printed: Thursday, March 08, 2018 11:35:52 Pacific Standard Time

Name: 180307M1_6, Date: 07-Mar-2018, Time: 16:57:52, ID: ST180307M1-1 PFC CS-2 18C0602, Description: PFC CS-2 18C0602

13C6-PFDA

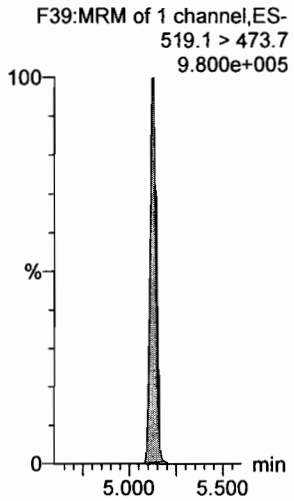

13C7-PFUdA



Dataset: F:\Projects\PFAS.PRO\Results\180307M1\180307M1-CRV_B.qld

Last Altered: Thursday, March 08, 2018 11:30:49 Pacific Standard Time
Printed: Thursday, March 08, 2018 11:35:52 Pacific Standard Time

Name: 180307M1_7, Date: 07-Mar-2018, Time: 17:09:19, ID: ST180307M1-2 PFC CS-1 18C0603, Description: PFC CS-1 18C0603

PFBA

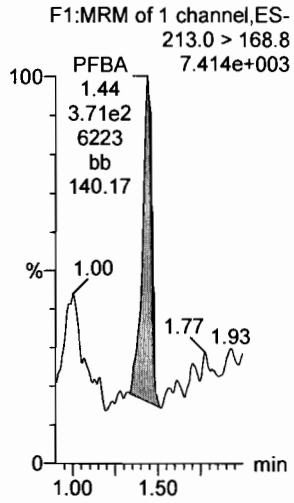

PFPeA

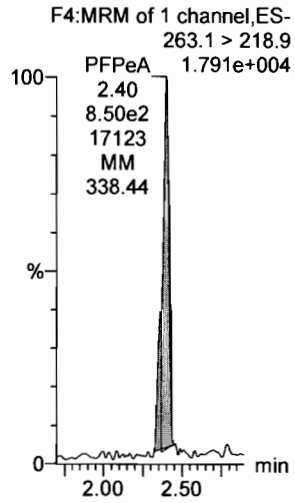

PFBS

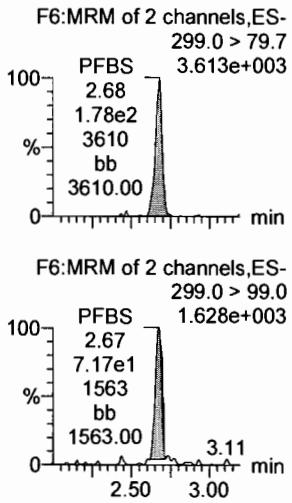

PFHxA

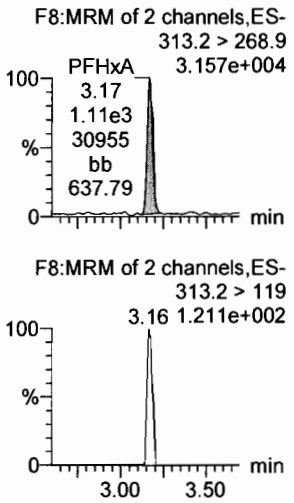

PFHpA

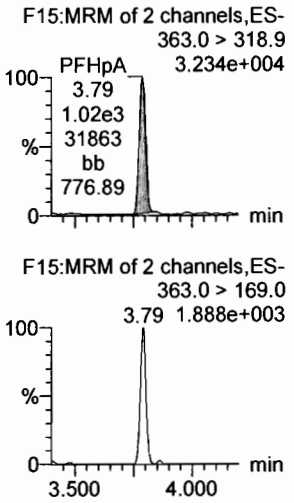

L-PFHxS

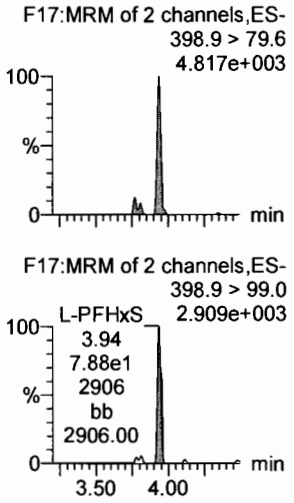

13C3-PFBA

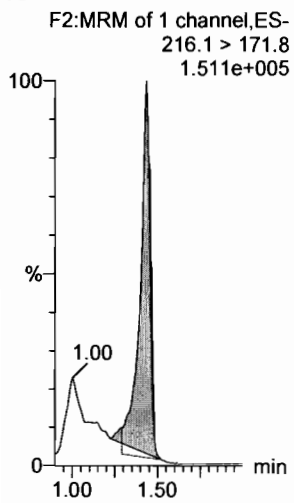

13C3-PFPeA

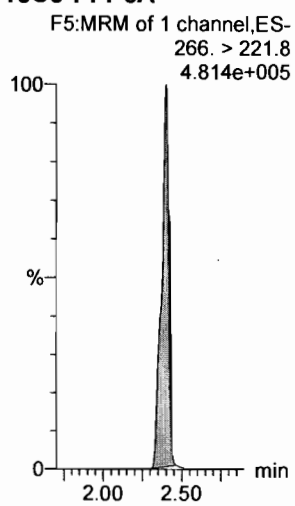

13C3-PFBS

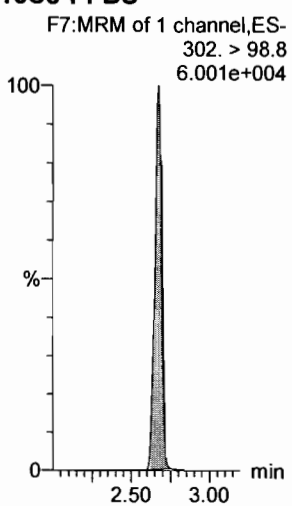

13C2-PFHxA

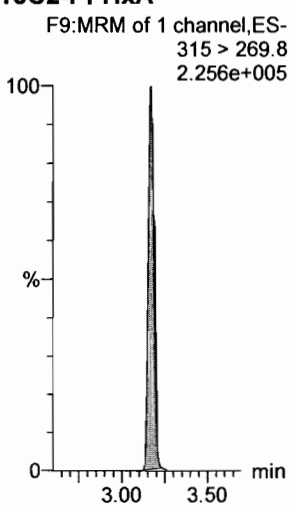

13C4-PFHpA

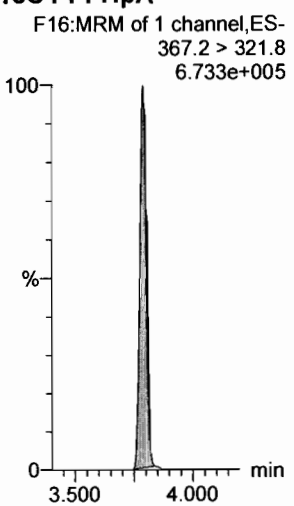

18O2-PFHxS



Dataset: F:\Projects\PFAS.PRO\Results\180307M1\180307M1-CRV_B.qld

Last Altered: Thursday, March 08, 2018 11:58:33 Pacific Standard Time
Printed: Thursday, March 08, 2018 12:01:16 Pacific Standard Time

Name: 180307M1_7, Date: 07-Mar-2018, Time: 17:09:19, ID: ST180307M1-2 PFC CS-1 18C0603, Description: PFC CS-1 18C0603

6:2 FTS

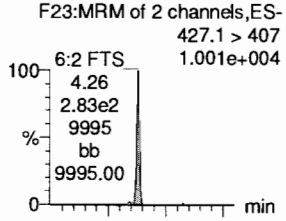

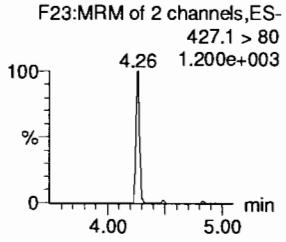

L-PFOA

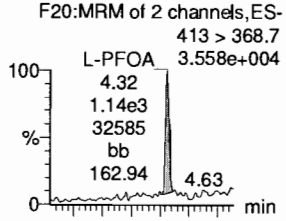

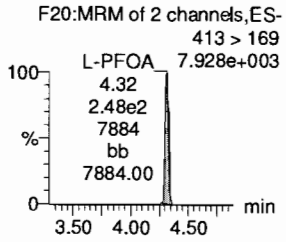

PFHpS

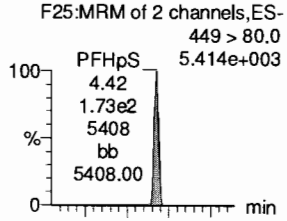

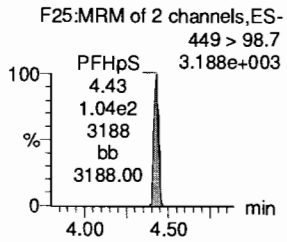

PFNA

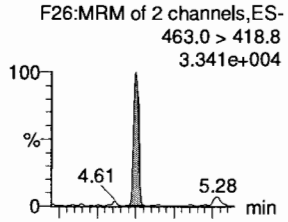

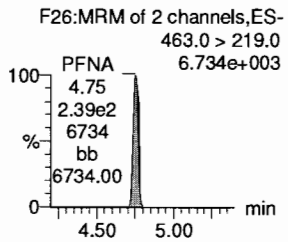

PFOSA

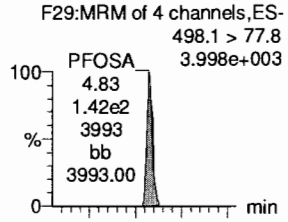

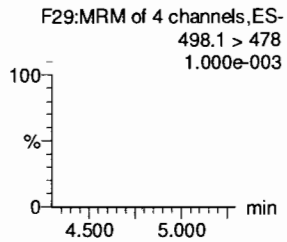

L-PFOS

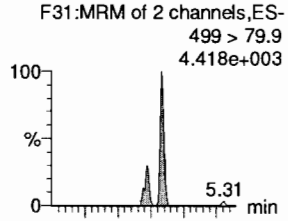

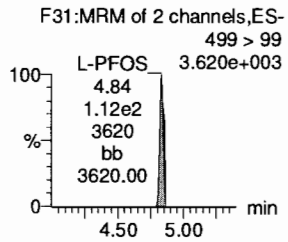

13C2-6:2 FTS

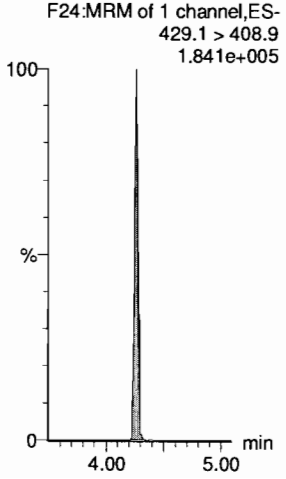

13C2-PFOA

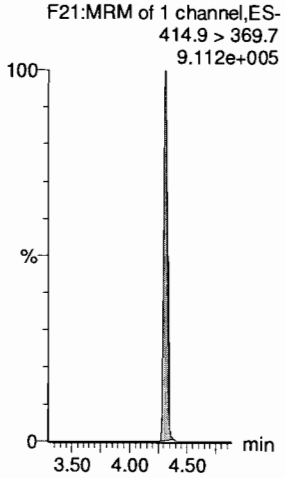

13C2-PFOA

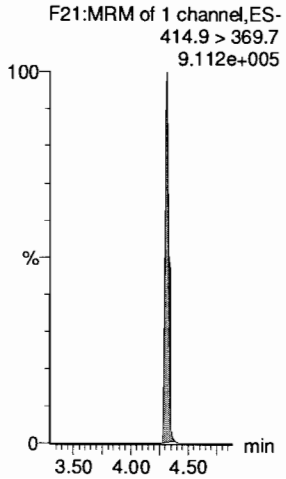

13C5-PFNA

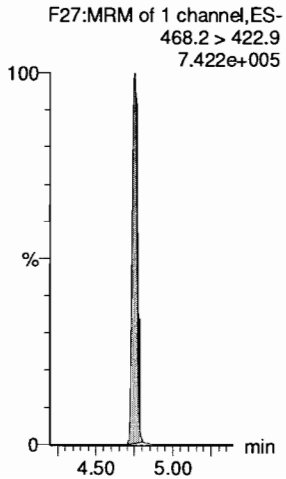

13C8-PFOSA

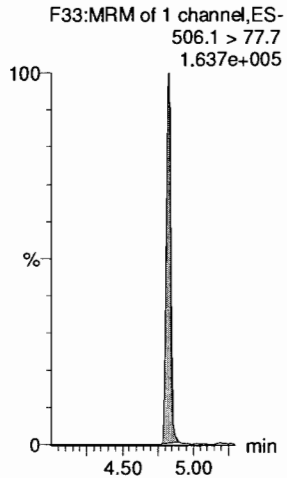

13C8-PFOS

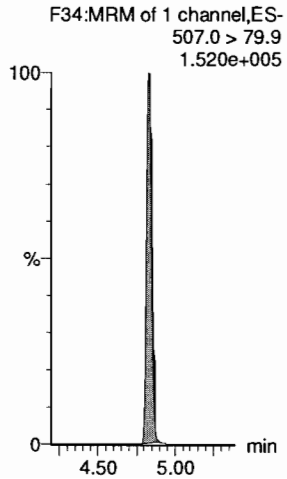

Dataset: F:\Projects\PFAS.PRO\Results\180307M1\180307M1-CRV_B.qld

Last Altered: Thursday, March 08, 2018 11:30:49 Pacific Standard Time
Printed: Thursday, March 08, 2018 11:35:52 Pacific Standard Time

Name: 180307M1_7, Date: 07-Mar-2018, Time: 17:09:19, ID: ST180307M1-2 PFC CS-1 18C0603, Description: PFC CS-1 18C0603

PFDA

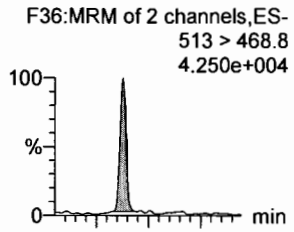

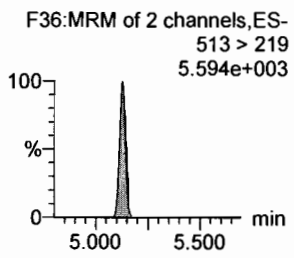

8:2 FTS

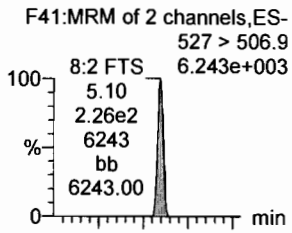

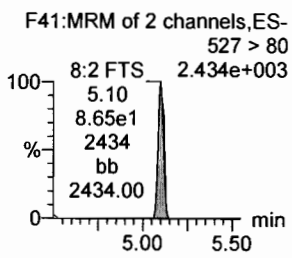

N-MeFOSAA

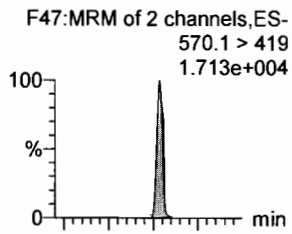

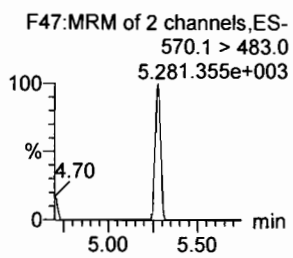

N-EtFOSAA

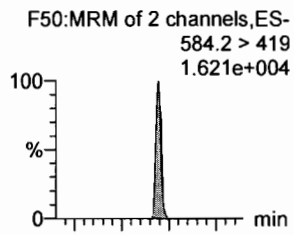

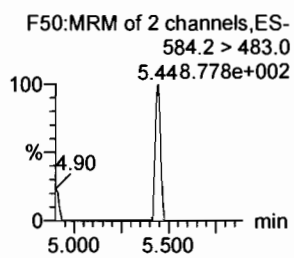

PFUdA

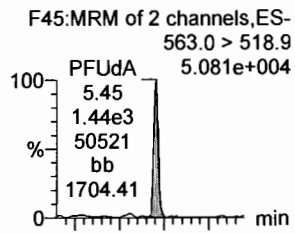

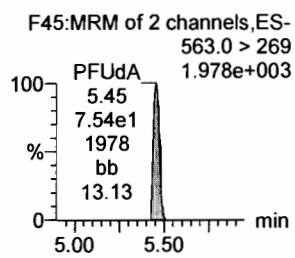

PFDS

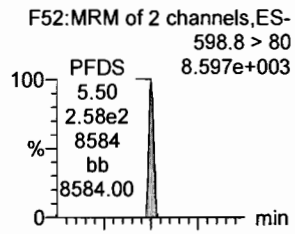

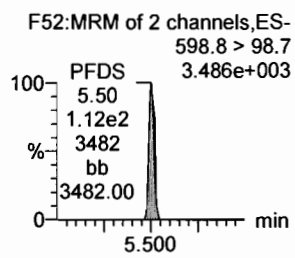

13C2-PFDA

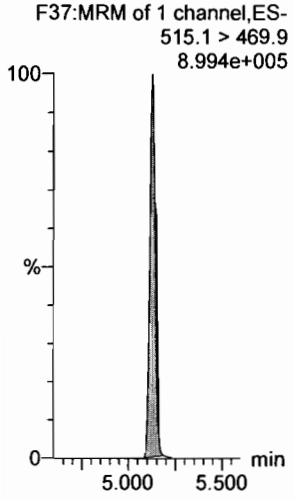

13C2-8:2 FTS

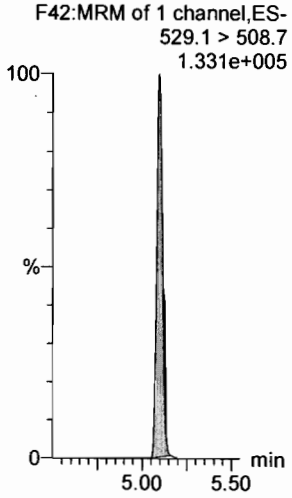

d3-N-MeFOSAA

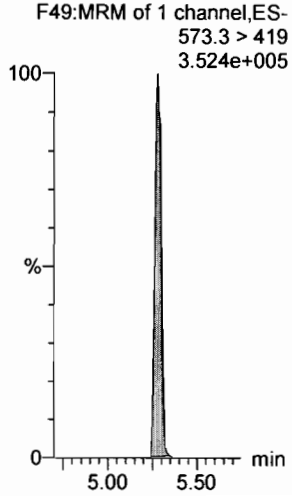

d5-N-EtFOSAA

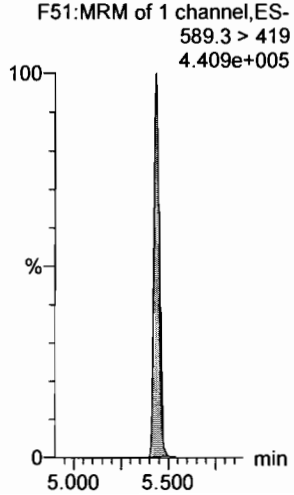

13C2-PFUdA

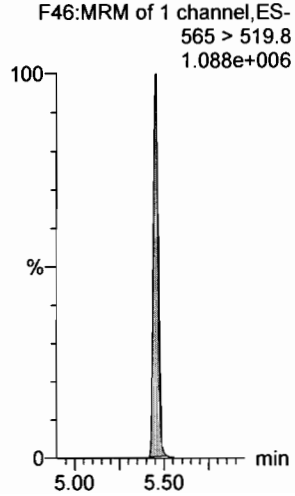

13C2-PFUdA

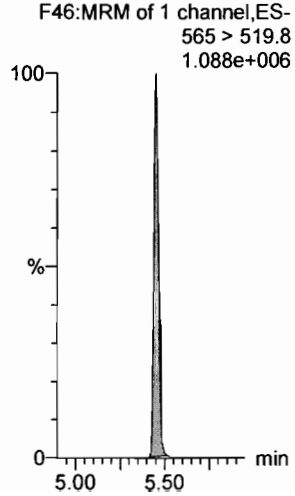

Dataset: F:\Projects\PFAS.PRO\Results\180307M1\180307M1-CRV_B.qld

Last Altered: Thursday, March 08, 2018 11:30:49 Pacific Standard Time
Printed: Thursday, March 08, 2018 11:35:52 Pacific Standard Time

Name: 180307M1_7, Date: 07-Mar-2018, Time: 17:09:19, ID: ST180307M1-2 PFC CS-1 18C0603, Description: PFC CS-1 18C0603

PFDoA

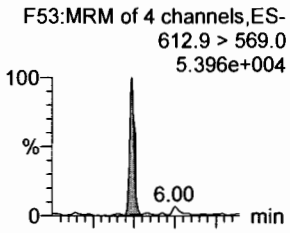

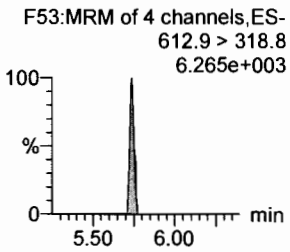

N-MeFOSA

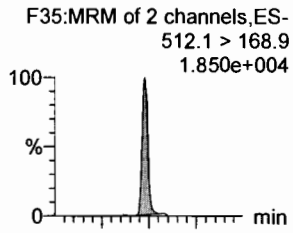

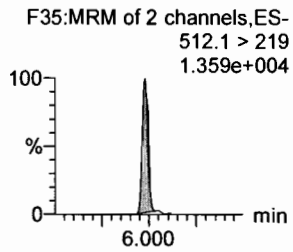

PFTrDA

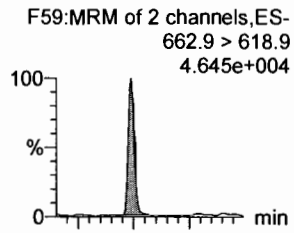

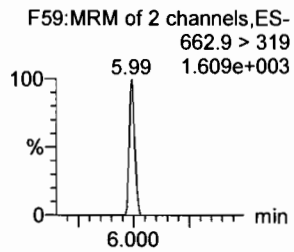

PFTeDA

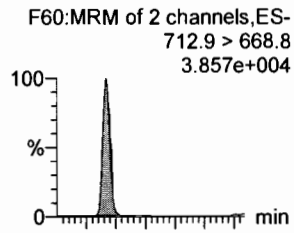

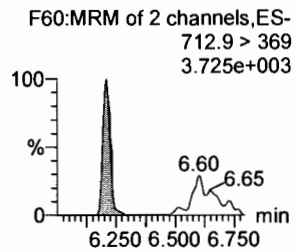

N-EtFOSA

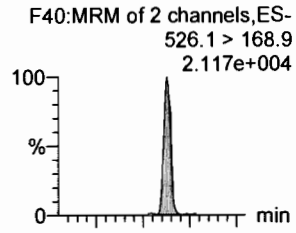

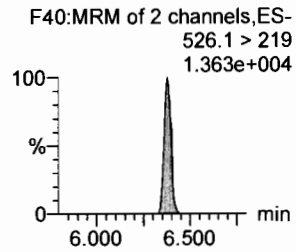

PFHxDA

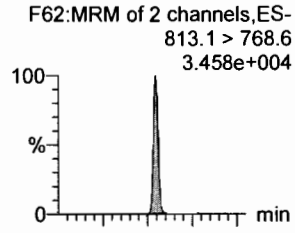

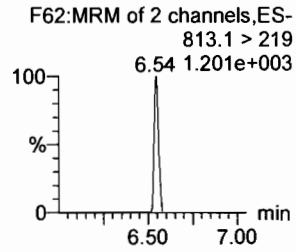

13C2-PFDoA

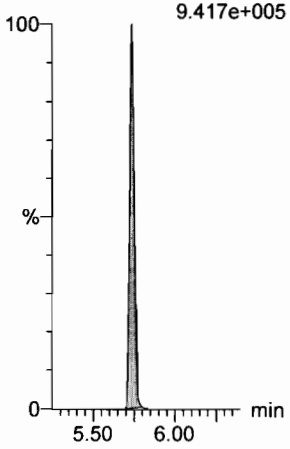

d3-N-MeFOSA

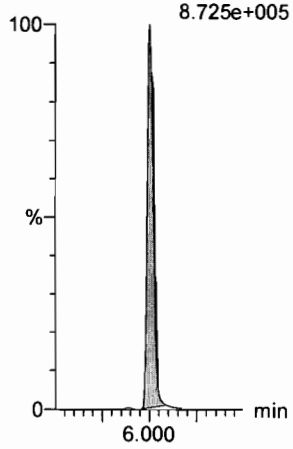

13C2-PFDoA



13C2-PFTeDA

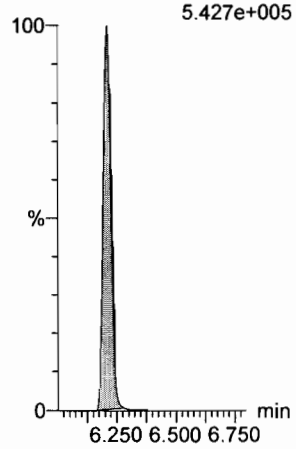

d5-N-ETFOSA

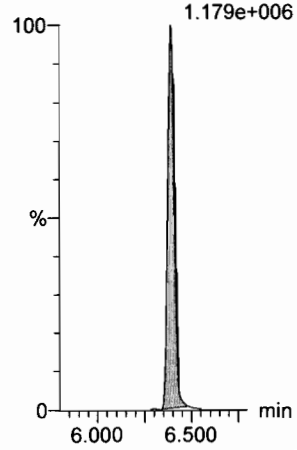

13C2-PFHxDA

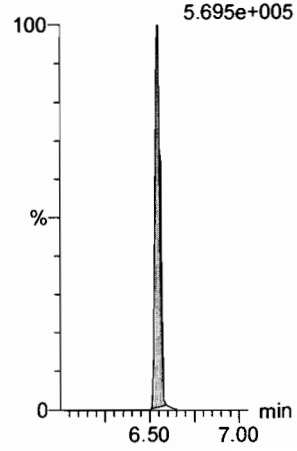

Dataset: F:\Projects\PFAS.PRO\Results\180307M1\180307M1-CRV_B.qld

Last Altered: Thursday, March 08, 2018 11:30:49 Pacific Standard Time
Printed: Thursday, March 08, 2018 11:35:52 Pacific Standard Time

Name: 180307M1_7, Date: 07-Mar-2018, Time: 17:09:19, ID: ST180307M1-2 PFC CS-1 18C0603, Description: PFC CS-1 18C0603

PFODA

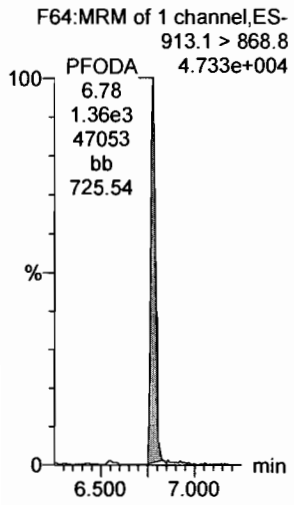

N-MeFOSE

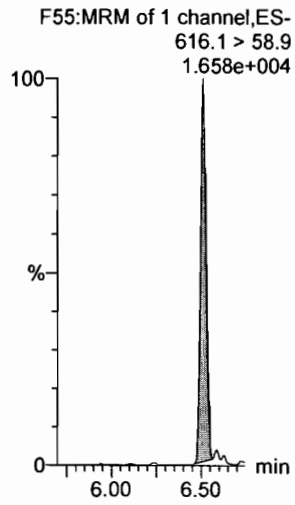

N-EtFOSE

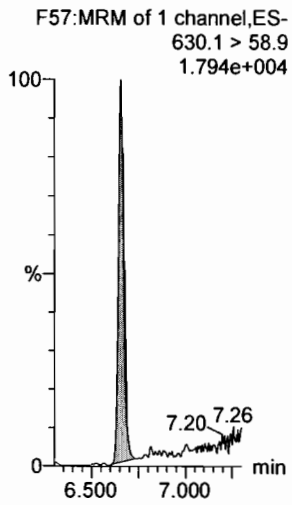

13C4-PFBA

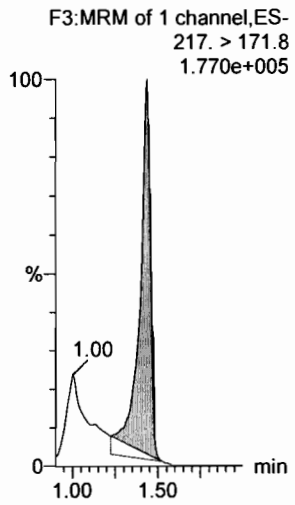

13C5-PFHxA

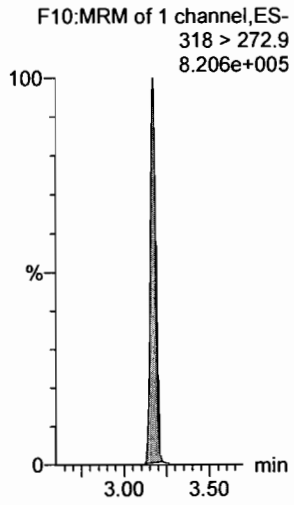

13C3-PFHxS

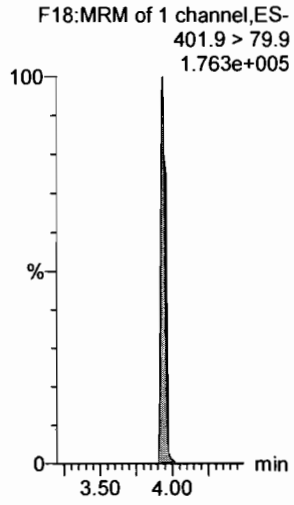

13C2-PFHxDA

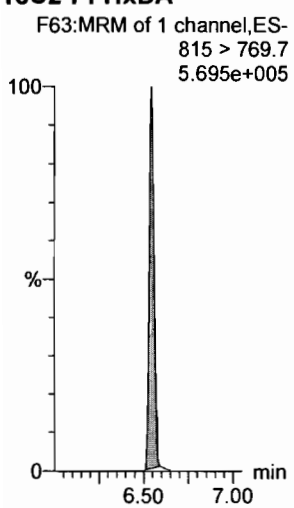

d7-N-MeFOSE

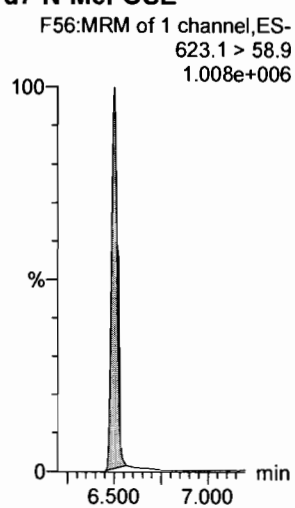

d9-N-EtFOSE

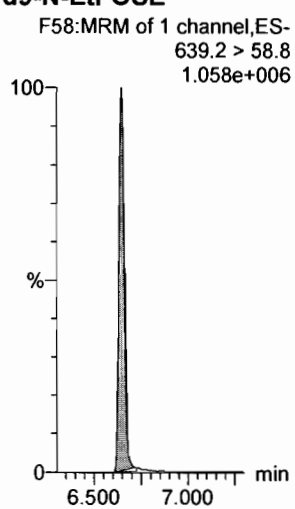

13C8-PFOA

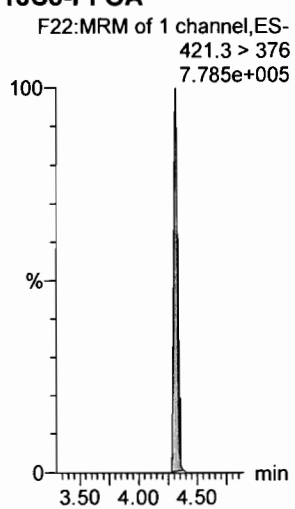

13C9-PFNA

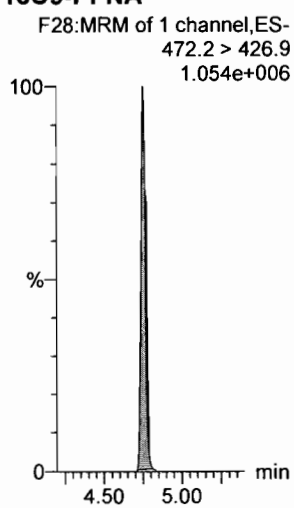

13C4-PFOS

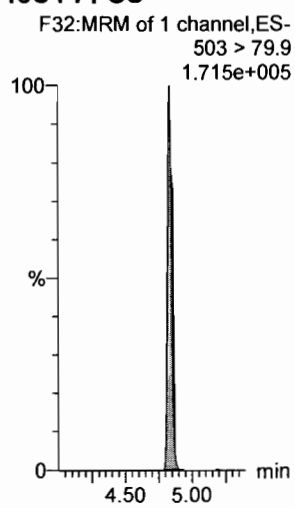

Dataset: F:\Projects\PFAS.PRO\Results\180307M1\180307M1-CRV_B.qld

Last Altered: Thursday, March 08, 2018 11:30:49 Pacific Standard Time
Printed: Thursday, March 08, 2018 11:35:52 Pacific Standard Time

Name: 180307M1_7, Date: 07-Mar-2018, Time: 17:09:19, ID: ST180307M1-2 PFC CS-1 18C0603, Description: PFC CS-1 18C0603

13C6-PFDA

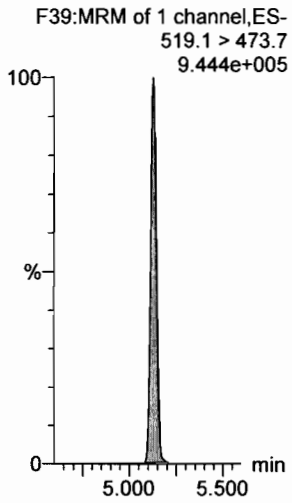

13C7-PFUdA

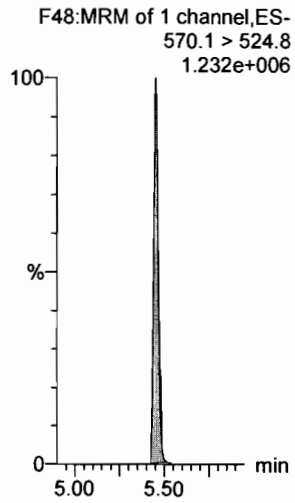

Dataset: F:\Projects\PFAS.PRO\Results\180307M1\180307M1-CRV_B.qld

Last Altered: Thursday, March 08, 2018 11:30:49 Pacific Standard Time
Printed: Thursday, March 08, 2018 11:35:52 Pacific Standard Time

Name: 180307M1_8, Date: 07-Mar-2018, Time: 17:20:45, ID: ST180307M1-3 PFC CS0 18C0604, Description: PFC CS0 18C0604

PFBA

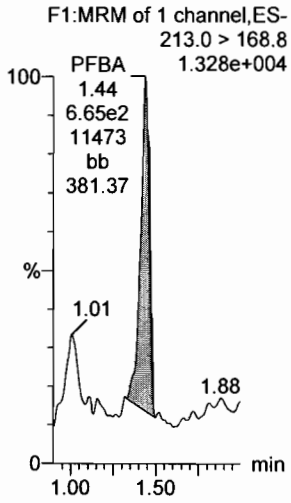

PFPeA

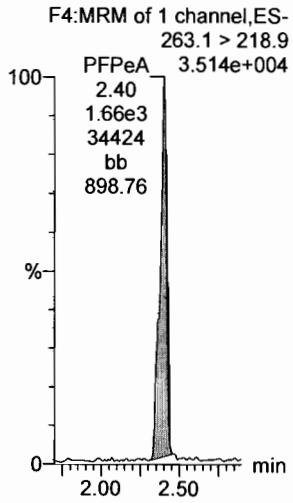

PFBS

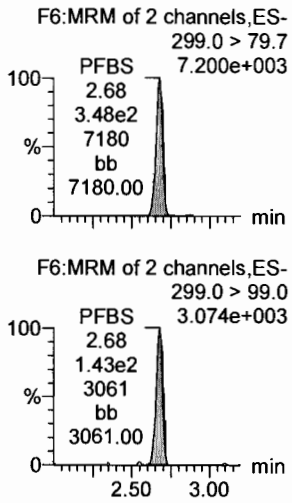

PFHxA

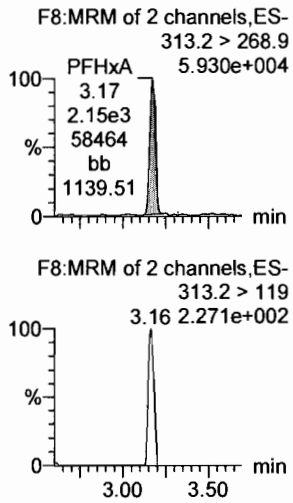

PFHpA

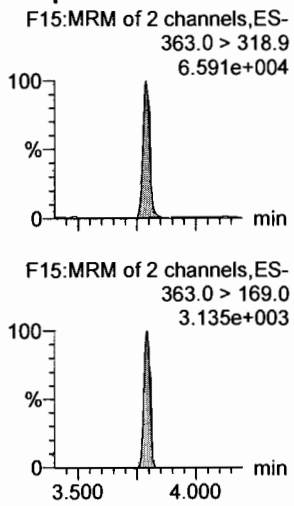

L-PFHxS

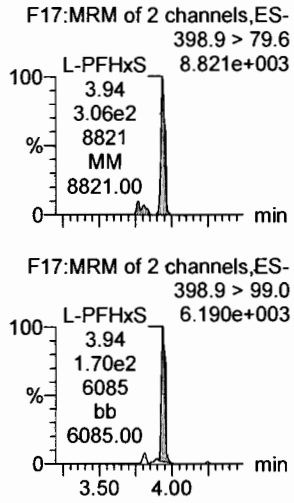

13C3-PFBA

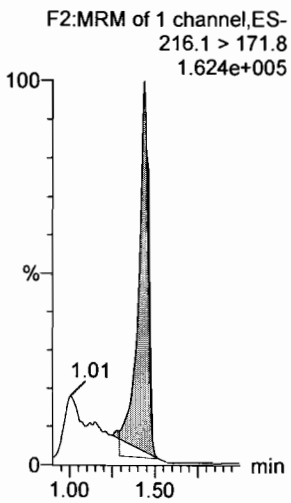

13C3-PFPeA

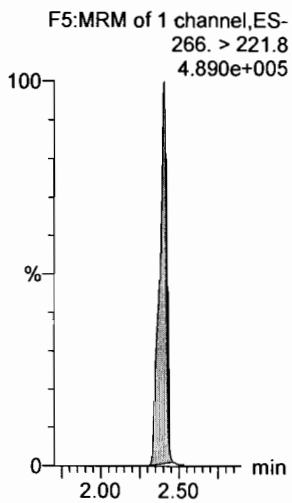

13C3-PFBS

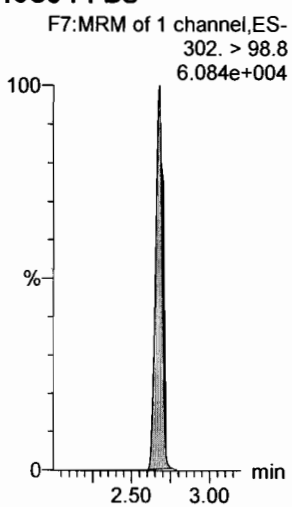

13C2-PFHxA

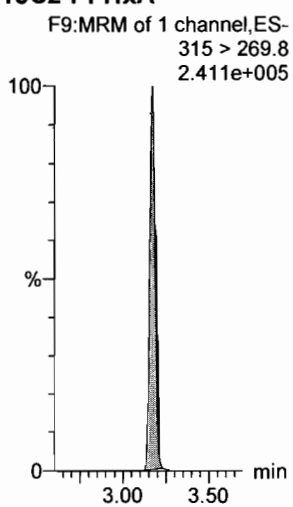

13C4-PFHpA

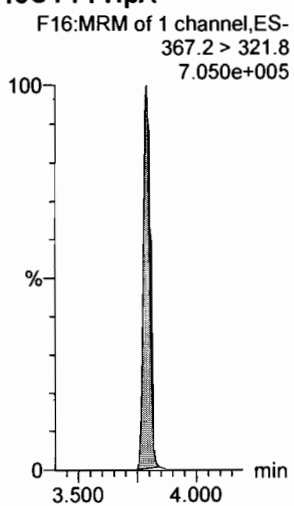

18O2-PFHxS

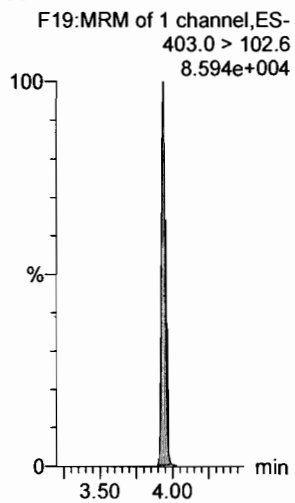

Dataset: F:\Projects\PFAS.PRO\Results\180307M1\180307M1-CRV_B.qld

Last Altered: Thursday, March 08, 2018 11:58:33 Pacific Standard Time
Printed: Thursday, March 08, 2018 12:01:16 Pacific Standard Time

Name: 180307M1_8, Date: 07-Mar-2018, Time: 17:20:45, ID: ST180307M1-3 PFC CS0 18C0604, Description: PFC CS0 18C0604

6:2 FTS

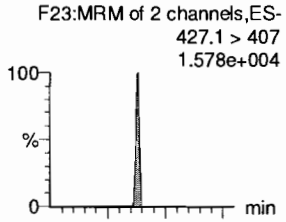

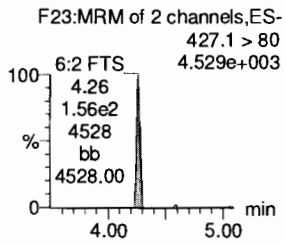

L-PFOA

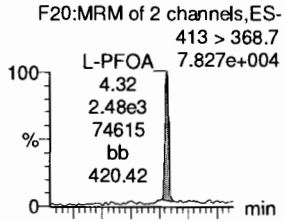

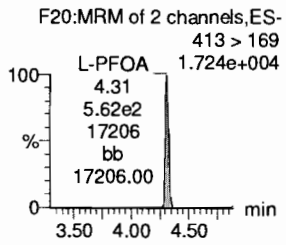

PFHpS

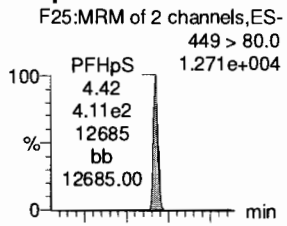

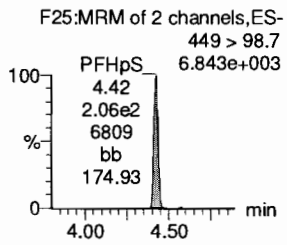

PFNA

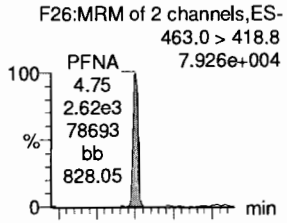

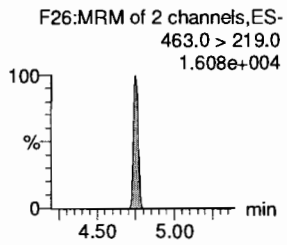

PFOSA

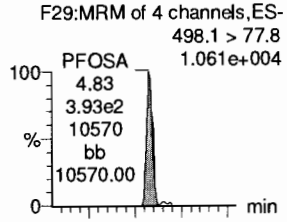

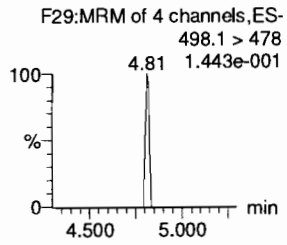

L-PFOS

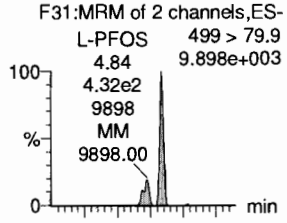

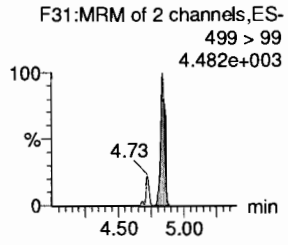

13C2-6:2 FTS

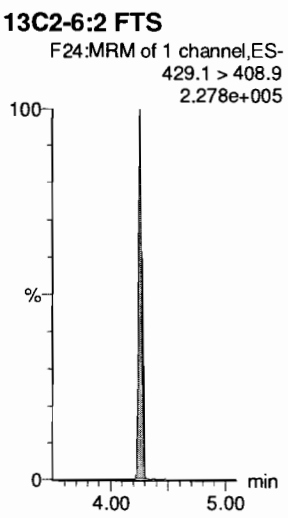

13C2-PFOA

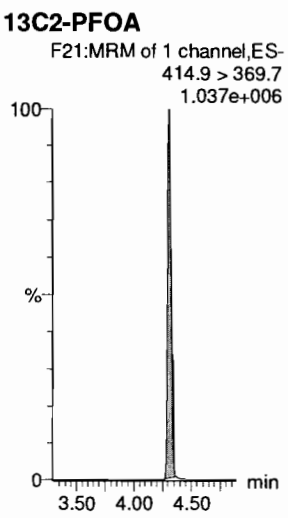

13C2-PFOA

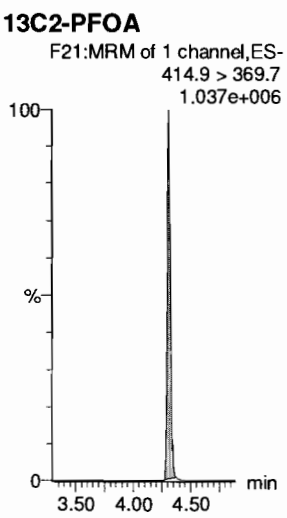

13C5-PFNA

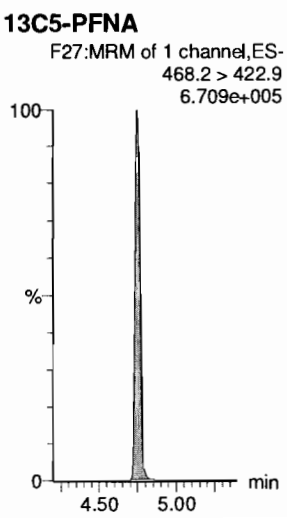

13C8-PFOSA

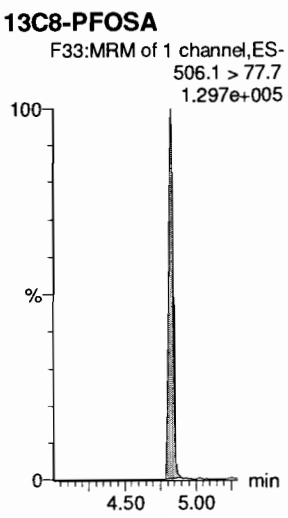

13C8-PFOS

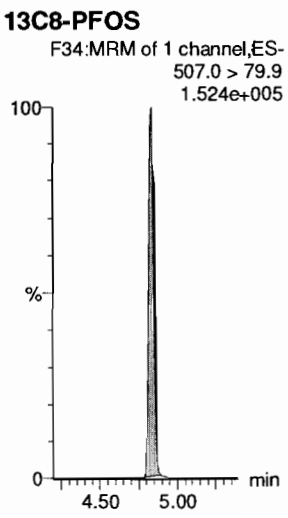

Dataset: F:\Projects\PFAS.PRO\Results\180307M1\180307M1-CRV_B.qld

Last Altered: Thursday, March 08, 2018 11:30:49 Pacific Standard Time
Printed: Thursday, March 08, 2018 11:35:52 Pacific Standard Time

Name: 180307M1_8, Date: 07-Mar-2018, Time: 17:20:45, ID: ST180307M1-3 PFC CS0 18C0604, Description: PFC CS0 18C0604

PFDA

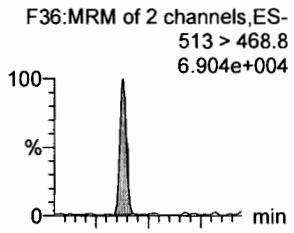

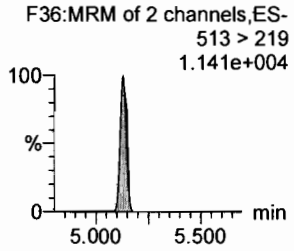

8:2 FTS

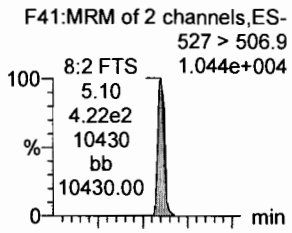

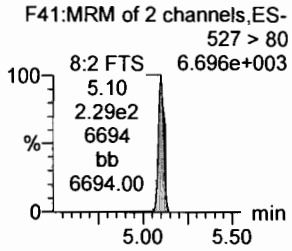

N-MeFOSAA

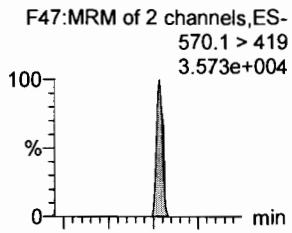

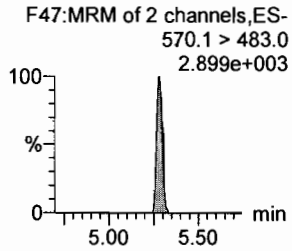

N-EtFOSAA

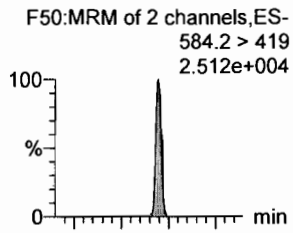

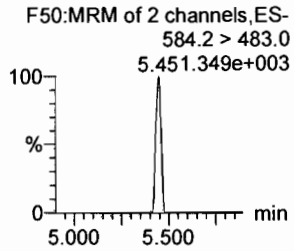

PFUdA

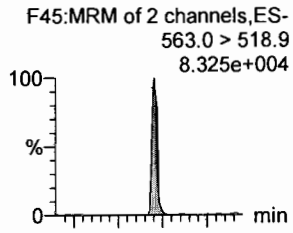

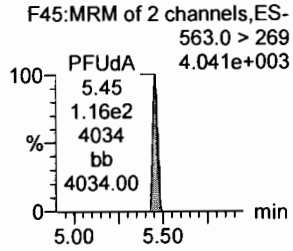

PFDS

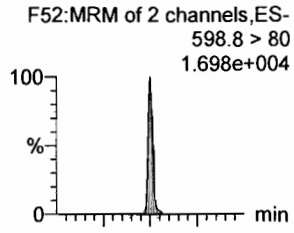

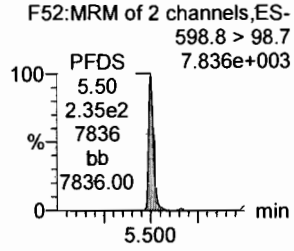

13C2-PFDA

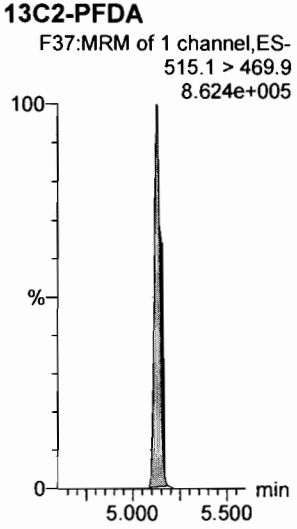

13C2-8:2 FTS

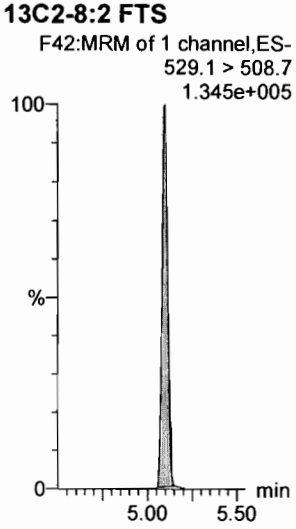

d3-N-MeFOSAA



d5-N-EtFOSAA

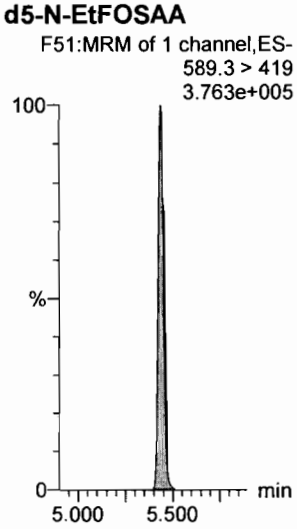

13C2-PFUdA

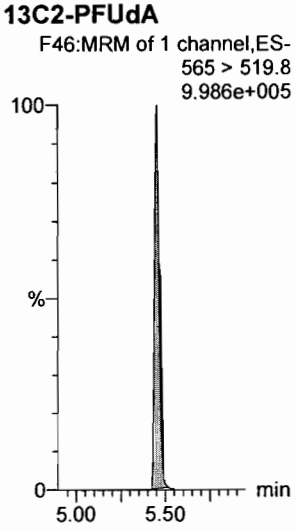

13C2-PFUdA

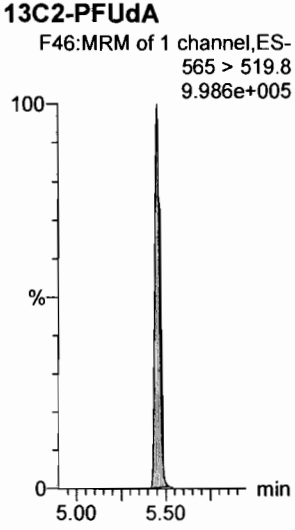

Dataset: F:\Projects\PFAS.PRO\Results\180307M1\180307M1-CRV_B.qld

Last Altered: Thursday, March 08, 2018 11:30:49 Pacific Standard Time
Printed: Thursday, March 08, 2018 11:35:52 Pacific Standard Time

Name: 180307M1_8, Date: 07-Mar-2018, Time: 17:20:45, ID: ST180307M1-3 PFC CS0 18C0604, Description: PFC CS0 18C0604

PFDoA

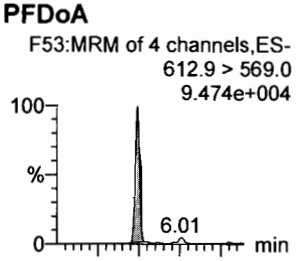

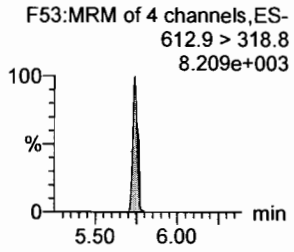

N-MeFOSA

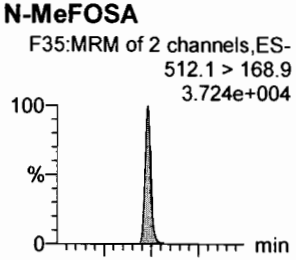

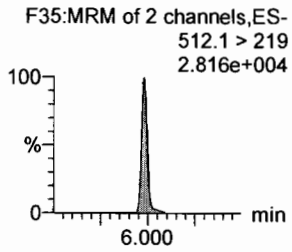

PFTrDA

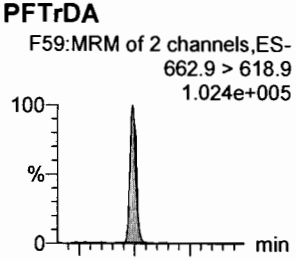

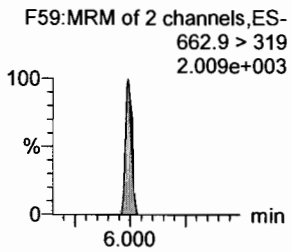

PFTeDA

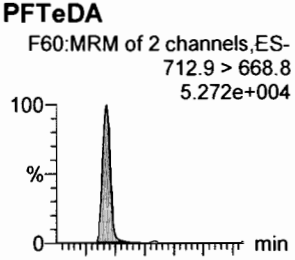

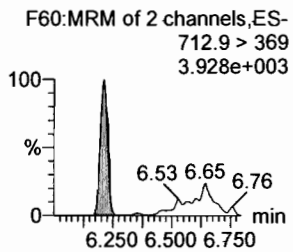

N-EtFOSA

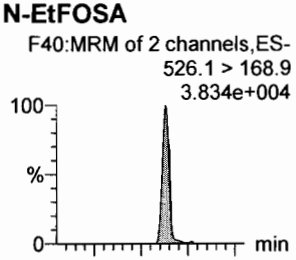

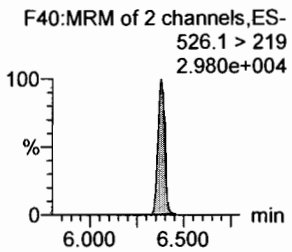

PFHxDA

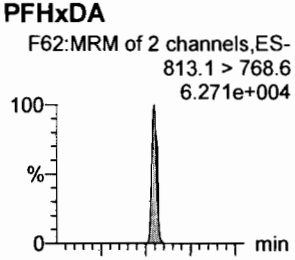

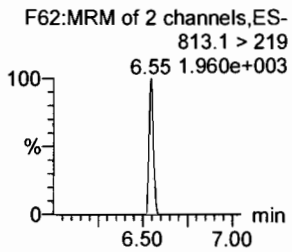

13C2-PFDoA

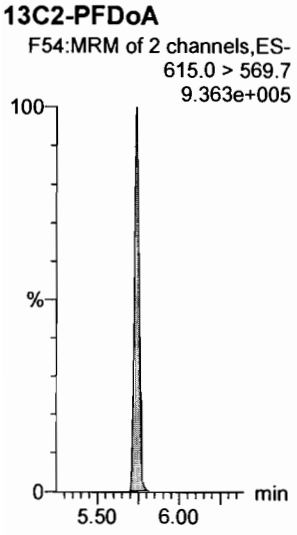

d3-N-MeFOSA

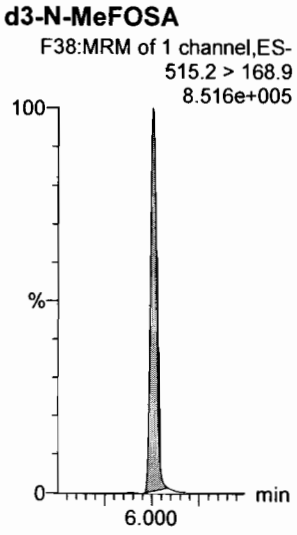

13C2-PFDoA

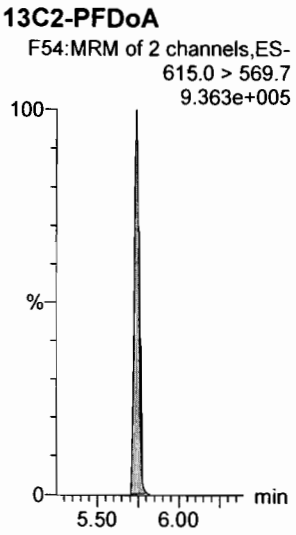

13C2-PFTeDA

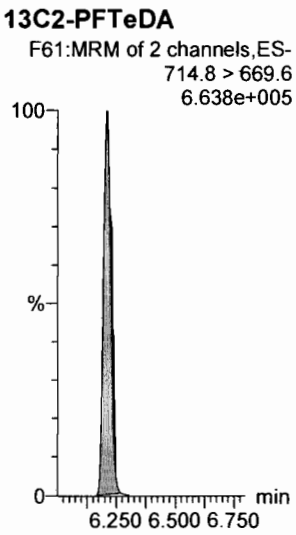

d5-N-ETFOSA

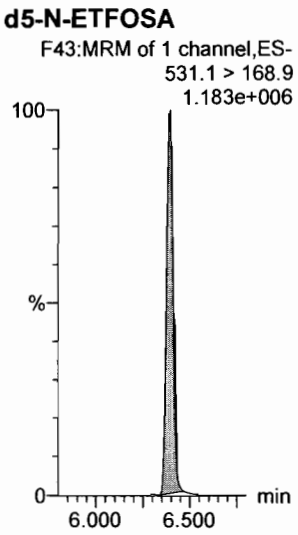

13C2-PFHxDA

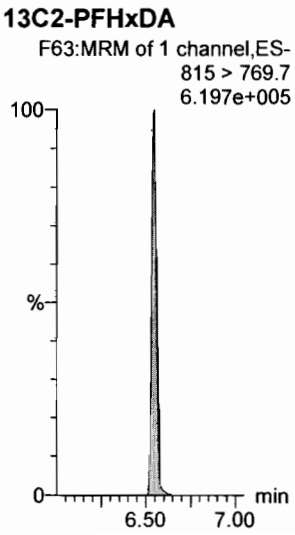

Dataset: F:\Projects\PFAS.PRO\Results\180307M1\180307M1-CRV_B.qld

Last Altered: Thursday, March 08, 2018 11:30:49 Pacific Standard Time
Printed: Thursday, March 08, 2018 11:35:52 Pacific Standard Time

Name: 180307M1_8, Date: 07-Mar-2018, Time: 17:20:45, ID: ST180307M1-3 PFC CS0 18C0604, Description: PFC CS0 18C0604

PFODA



N-MeFOSE

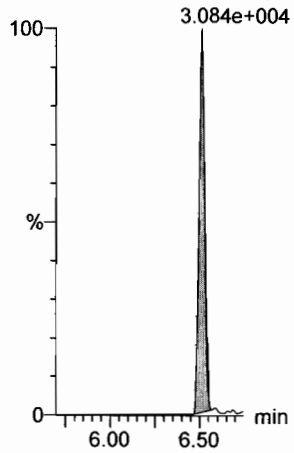

N-EtFOSE

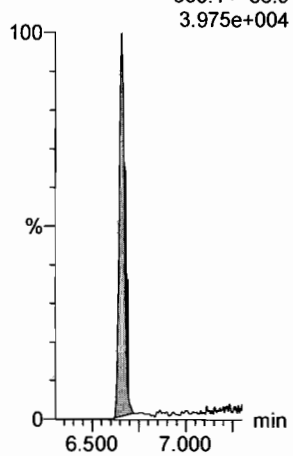

13C4-PFBA

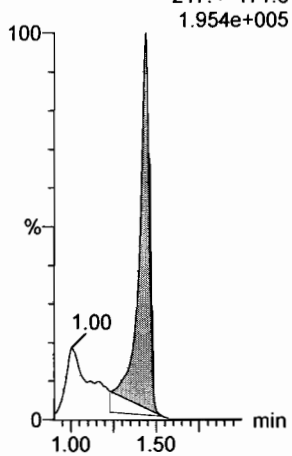

13C5-PFHxA

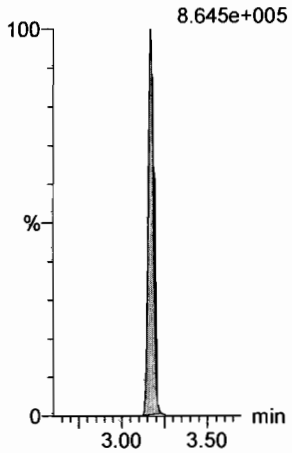

13C3-PFHxS

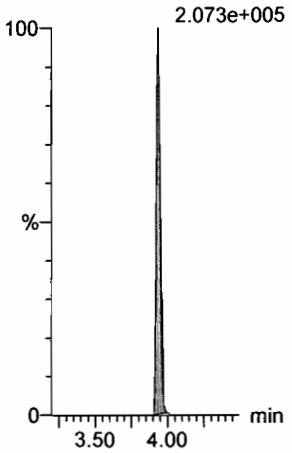

13C2-PFHxDA

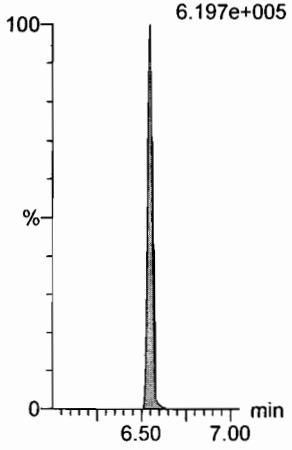

d7-N-MeFOSE

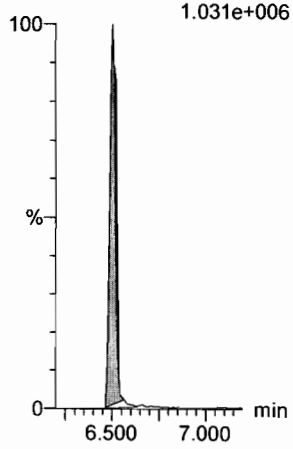

d9-N-EtFOSE

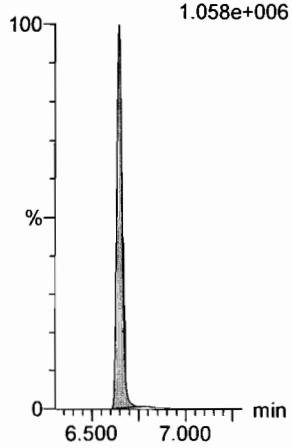

13C8-PFOA

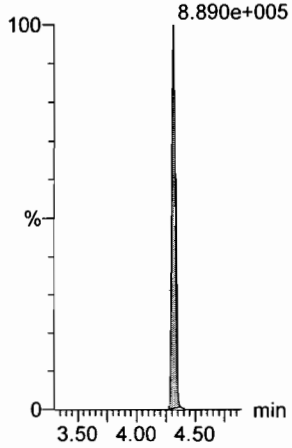

13C9-PFNA

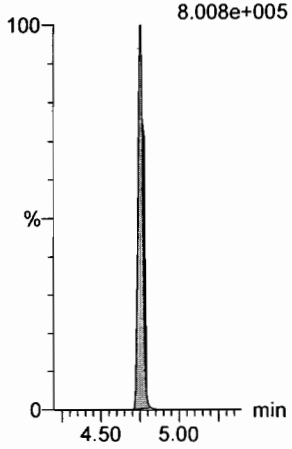

13C4-PFOS

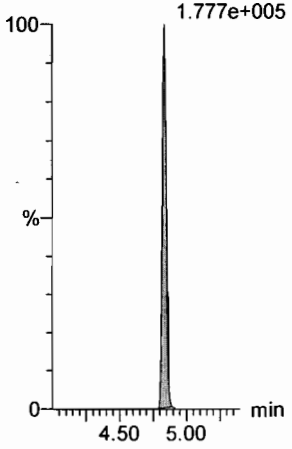

Dataset: F:\Projects\PFAS.PRO\Results\180307M1\180307M1-CRV_B.qld

Last Altered: Thursday, March 08, 2018 11:30:49 Pacific Standard Time
Printed: Thursday, March 08, 2018 11:35:52 Pacific Standard Time

Name: 180307M1_8, Date: 07-Mar-2018, Time: 17:20:45, ID: ST180307M1-3 PFC CS0 18C0604, Description: PFC CS0 18C0604

13C6-PFDA

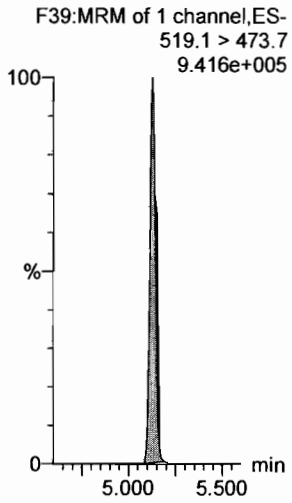

13C7-PFUdA



Dataset: F:\Projects\PFAS.PRO\Results\180307M1\180307M1-CRV_B.qld

Last Altered: Thursday, March 08, 2018 11:30:49 Pacific Standard Time
Printed: Thursday, March 08, 2018 11:35:52 Pacific Standard Time

Name: 180307M1_9, Date: 07-Mar-2018, Time: 17:32:12, ID: ST180307M1-4 PFC CS1 18C0605, Description: PFC CS1 18C0605

PFBA

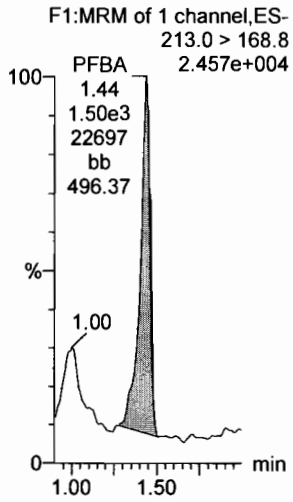

PFPeA

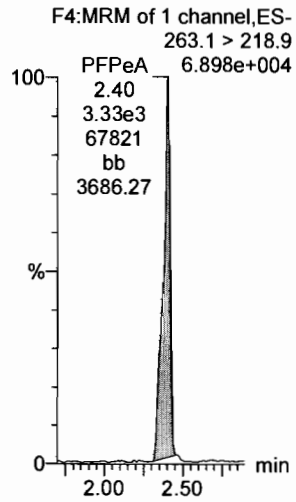

PFBS

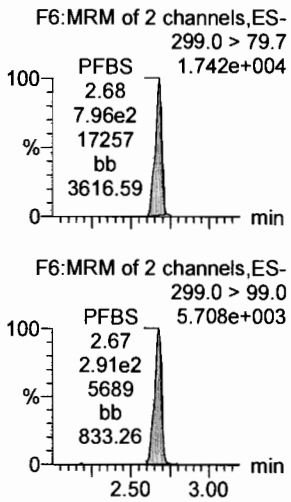

PFHxA

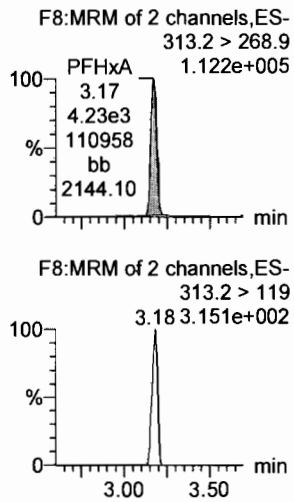

PFHpA

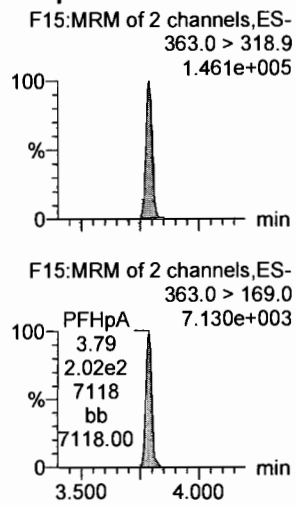

L-PFHxS



13C3-PFBA

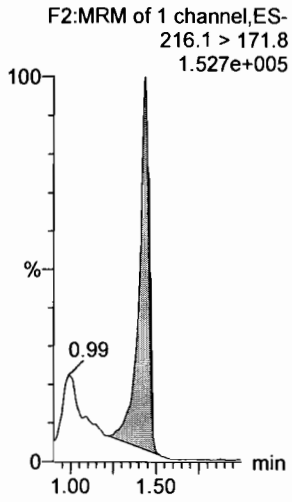

13C3-PFPeA

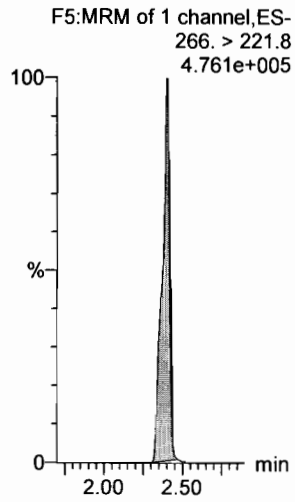

13C3-PFBS

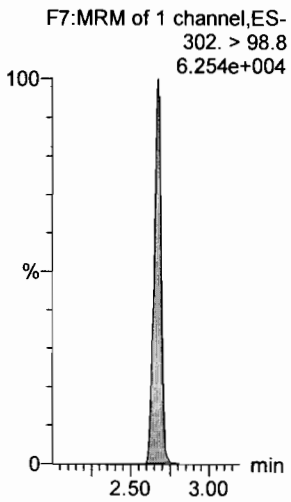

13C2-PFHxA

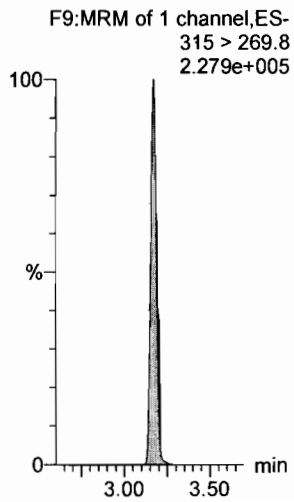

13C4-PFHpA

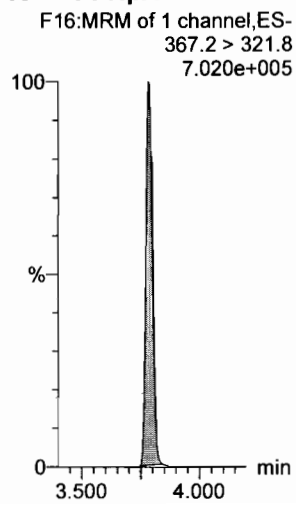

18O2-PFHxS

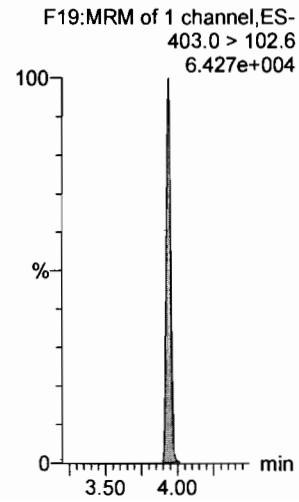

Dataset: F:\Projects\PFAS.PRO\Results\180307M1\180307M1-CRV_B.qld

Last Altered: Thursday, March 08, 2018 11:58:33 Pacific Standard Time
Printed: Thursday, March 08, 2018 12:01:16 Pacific Standard Time

Name: 180307M1_9, Date: 07-Mar-2018, Time: 17:32:12, ID: ST180307M1-4 PFC CS1 18C0605, Description: PFC CS1 18C0605

6:2 FTS

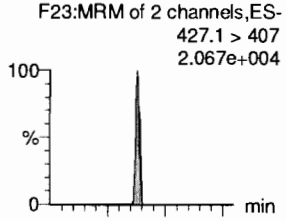

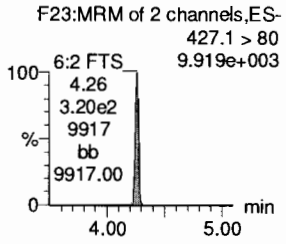

L-PFOA

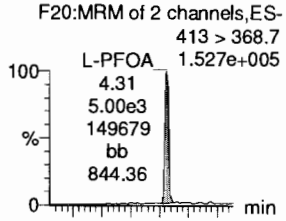

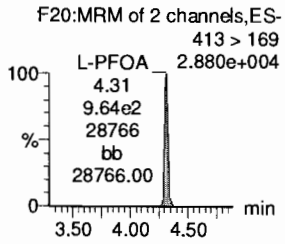

PFHpS

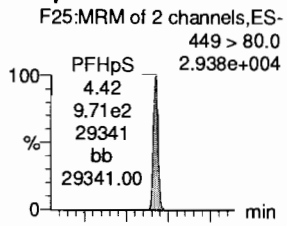

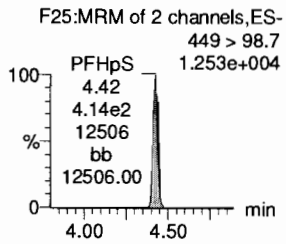

PFNA

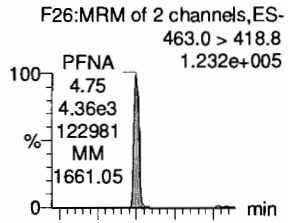

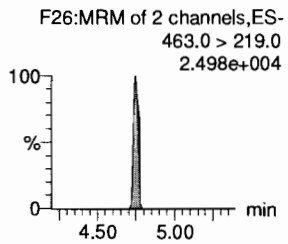

PFOSA

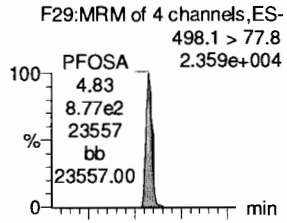

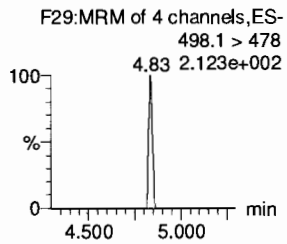

L-PFOS

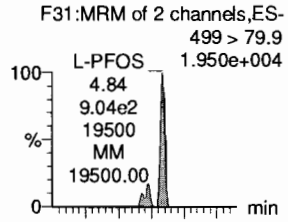

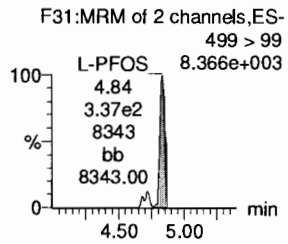

13C2-6:2 FTS

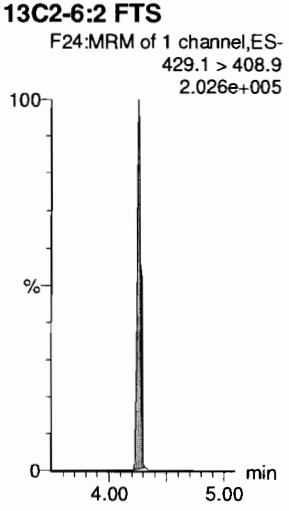

13C2-PFOA

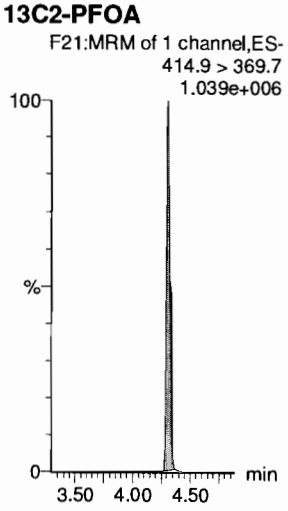

13C2-PFOA

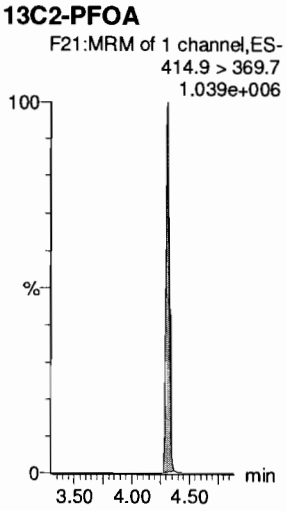

13C5-PFNA

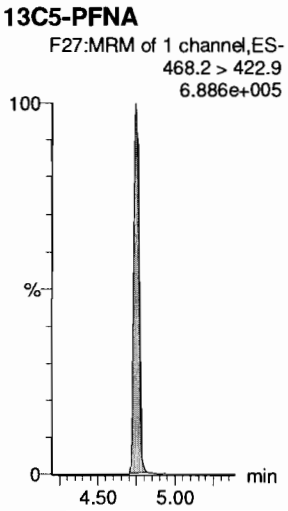

13C8-PFOSA

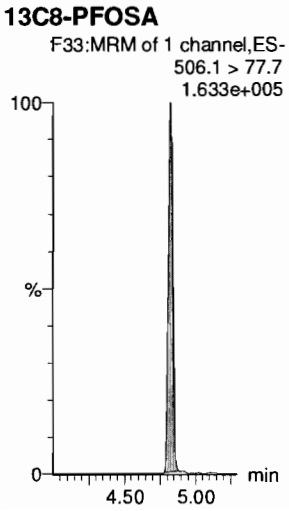

13C8-PFOS

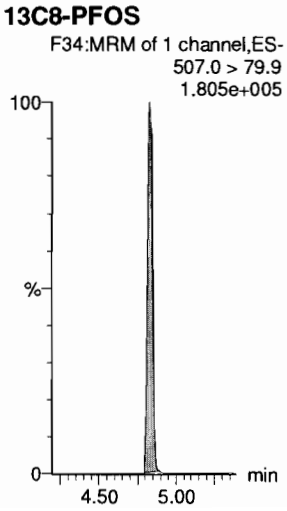

Dataset: F:\Projects\PFAS.PRO\Results\180307M1\180307M1-CRV_B.qld

Last Altered: Thursday, March 08, 2018 11:30:49 Pacific Standard Time
Printed: Thursday, March 08, 2018 11:35:52 Pacific Standard Time

Name: 180307M1_9, Date: 07-Mar-2018, Time: 17:32:12, ID: ST180307M1-4 PFC CS1 18C0605, Description: PFC CS1 18C0605

PFDA

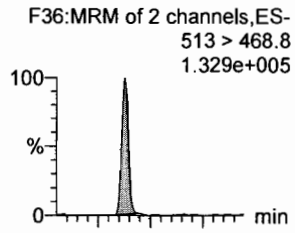

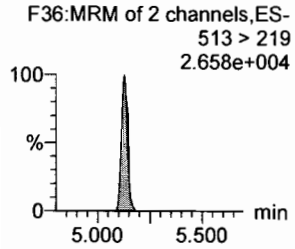

8:2 FTS

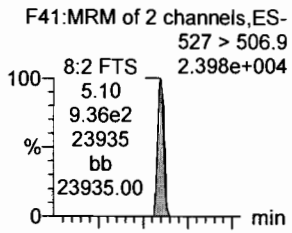

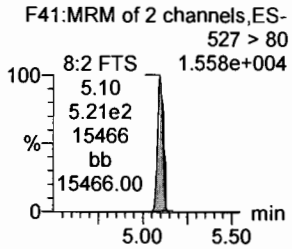

N-MeFOSAA

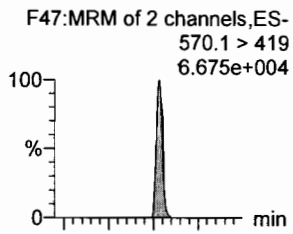

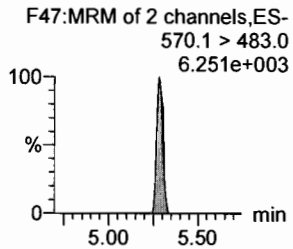

N-EtFOSAA

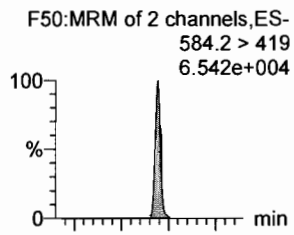

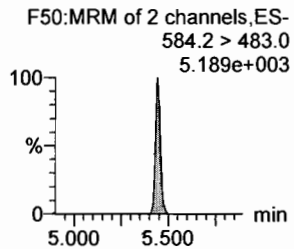

PFUdA

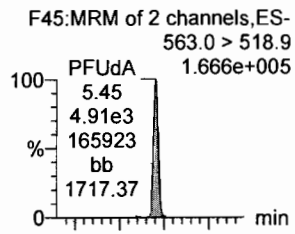

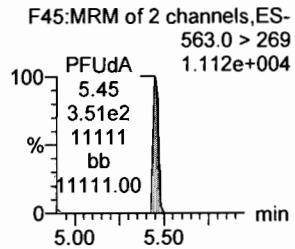

PFDS

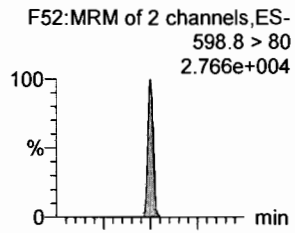

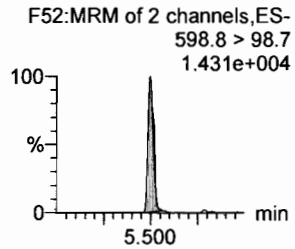

13C2-PFDA

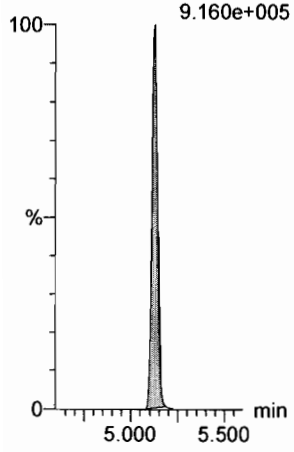

13C2-8:2 FTS

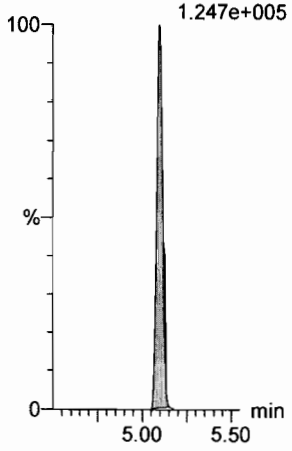

d3-N-MeFOSAA

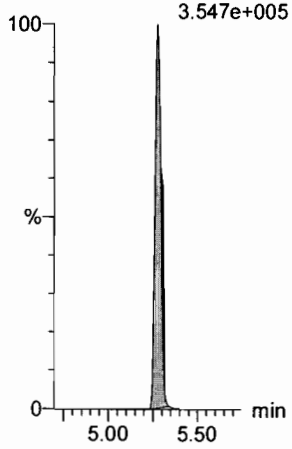

d5-N-EtFOSAA

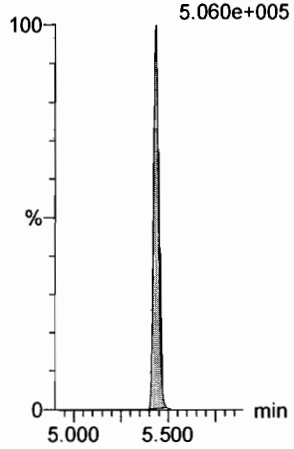

13C2-PFUdA

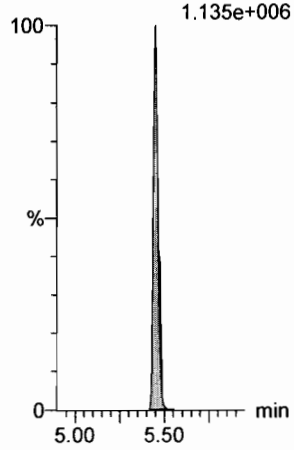

13C2-PFUdA

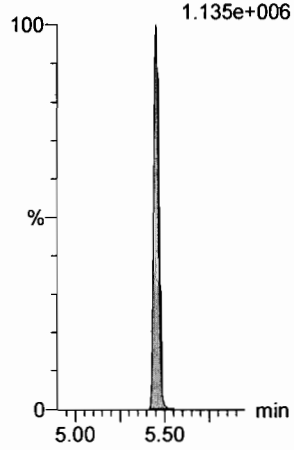

Dataset: F:\Projects\PFAS.PRO\Results\180307M1\180307M1-CRV_B.qld

Last Altered: Thursday, March 08, 2018 11:30:49 Pacific Standard Time
Printed: Thursday, March 08, 2018 11:35:52 Pacific Standard Time

Name: 180307M1_9, Date: 07-Mar-2018, Time: 17:32:12, ID: ST180307M1-4 PFC CS1 18C0605, Description: PFC CS1 18C0605

PFDoA

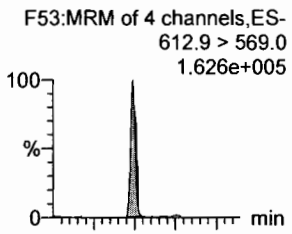

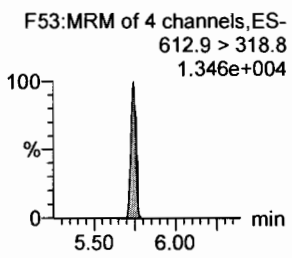

N-MeFOSA

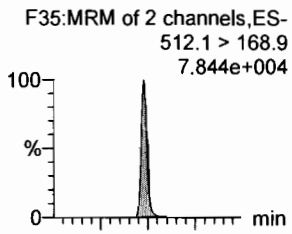

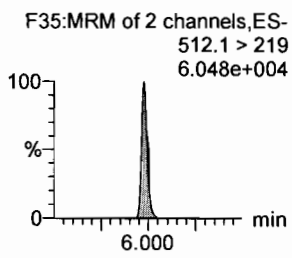

PFTrDA

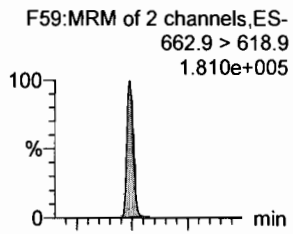

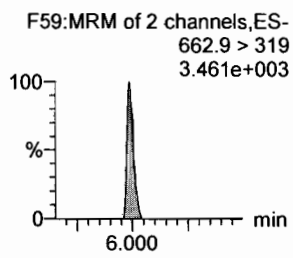

PFTeDA

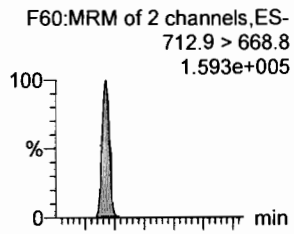

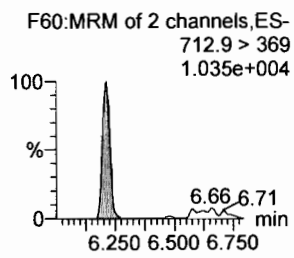

N-EtFOSA

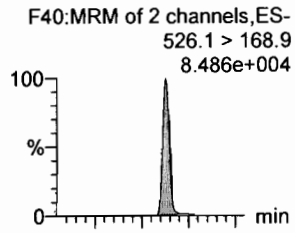

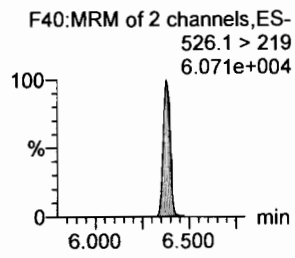

PFHxDA

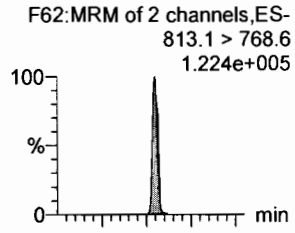

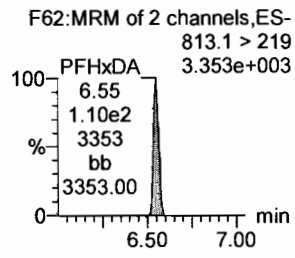

13C2-PFDoA

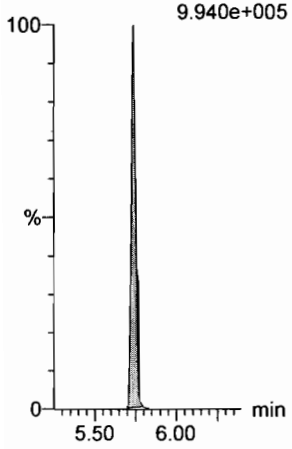

d3-N-MeFOSA

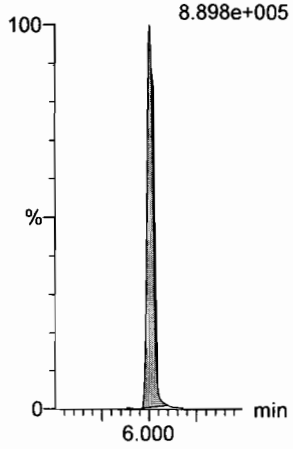

13C2-PFDoA

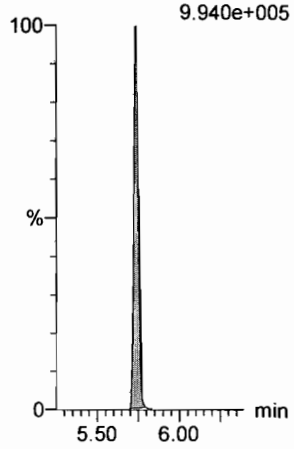

13C2-PFTeDA

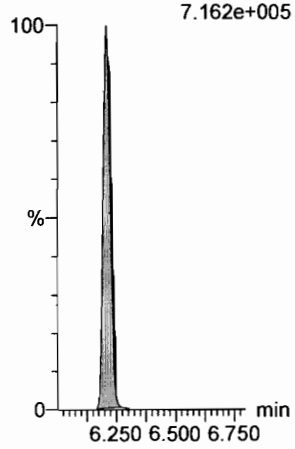

d5-N-ETFOSA

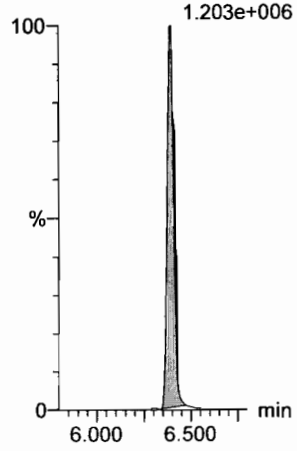

13C2-PFHxDA

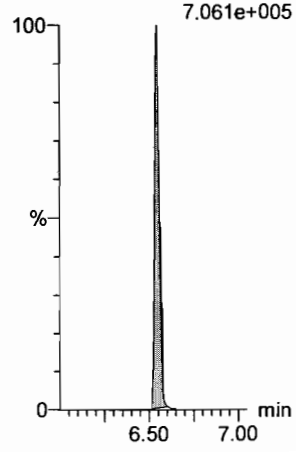

Dataset: F:\Projects\PFAS.PRO\Results\180307M1\180307M1-CRV_B.qld

Last Altered: Thursday, March 08, 2018 11:30:49 Pacific Standard Time
Printed: Thursday, March 08, 2018 11:35:52 Pacific Standard Time

Name: 180307M1_9, Date: 07-Mar-2018, Time: 17:32:12, ID: ST180307M1-4 PFC CS1 18C0605, Description: PFC CS1 18C0605

PFODA
F64:MRM of 1 channel,ES-
913.1 > 868.8
2.136e+005
PFODA
6.78
5.90e3
211804
bb
3023.52

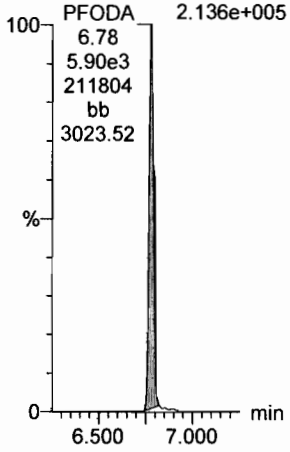

N-MeFOSE
F55:MRM of 1 channel,ES-
616.1 > 58.9
6.937e+004



N-EtFOSE
F57:MRM of 1 channel,ES-
630.1 > 58.9
8.802e+004

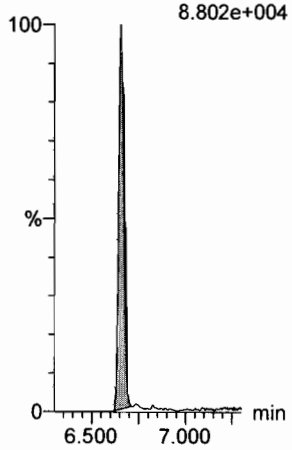

13C4-PFBA
F3:MRM of 1 channel,ES-
217. > 171.8
1.888e+005

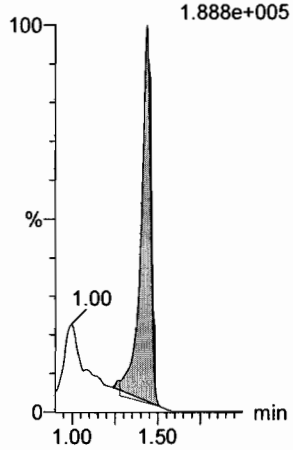

13C5-PFHxA
F10:MRM of 1 channel,ES-
318 > 272.9
8.461e+005

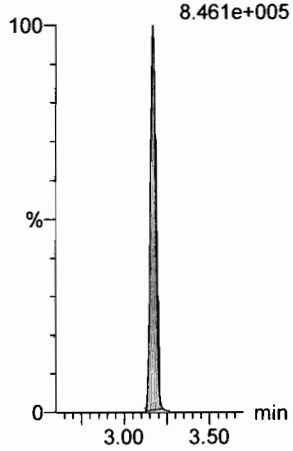

13C3-PFHxS
F18:MRM of 1 channel,ES-
401.9 > 79.9
1.805e+005

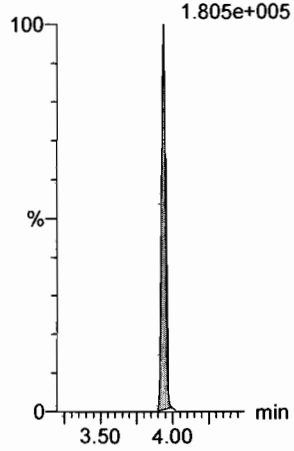

13C2-PFHxDA
F63:MRM of 1 channel,ES-
815 > 769.7
7.061e+005

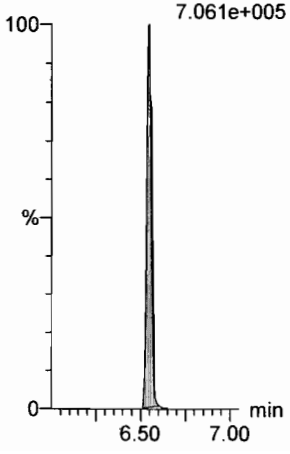

d7-N-MeFOSE
F56:MRM of 1 channel,ES-
623.1 > 58.9
9.834e+005

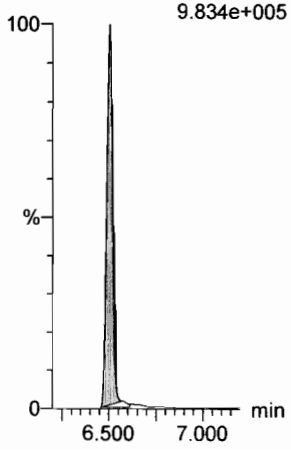

d9-N-EtFOSE
F58:MRM of 1 channel,ES-
639.2 > 58.8
9.679e+005

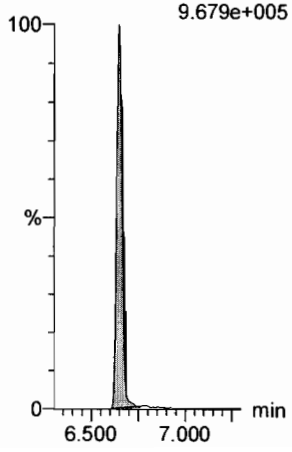

13C8-PFOA
F22:MRM of 1 channel,ES-
421.3 > 376
8.942e+005

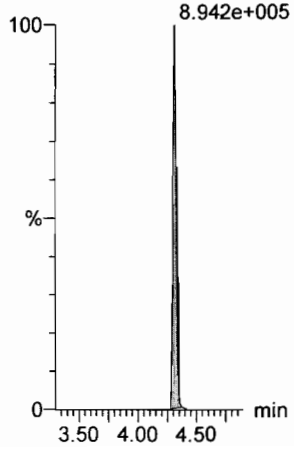

13C9-PFNA
F28:MRM of 1 channel,ES-
472.2 > 426.9
7.857e+005

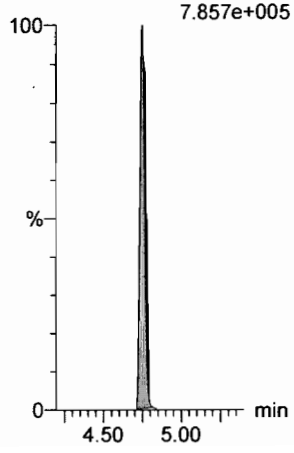

13C4-PFOS
F32:MRM of 1 channel,ES-
503 > 79.9
1.442e+005

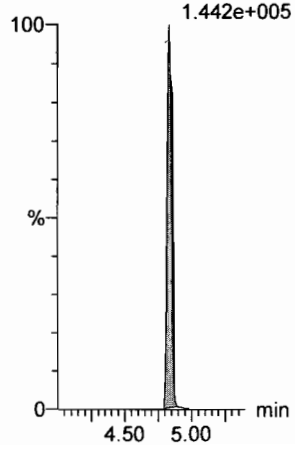

Dataset: F:\Projects\PFAS.PRO\Results\180307M1\180307M1-CRV_B.qld

Last Altered: Thursday, March 08, 2018 11:30:49 Pacific Standard Time
Printed: Thursday, March 08, 2018 11:35:52 Pacific Standard Time

Name: 180307M1_9, Date: 07-Mar-2018, Time: 17:32:12, ID: ST180307M1-4 PFC CS1 18C0605, Description: PFC CS1 18C0605

13C6-PFDA

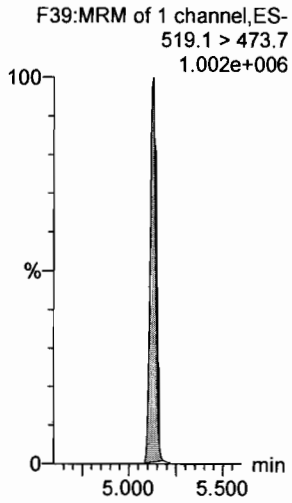

13C7-PFUdA

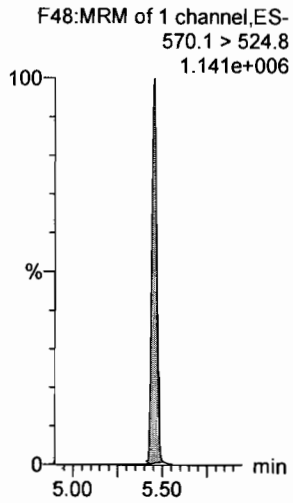

Dataset: F:\Projects\PFAS.PRO\Results\180307M1\180307M1-CRV_B.qld

Last Altered: Thursday, March 08, 2018 11:30:49 Pacific Standard Time
Printed: Thursday, March 08, 2018 11:35:52 Pacific Standard Time

Name: 180307M1_10, Date: 07-Mar-2018, Time: 17:43:42, ID: ST180307M1-5 PFC CS2 18C0606, Description: PFC CS2 18C0606

PFBA

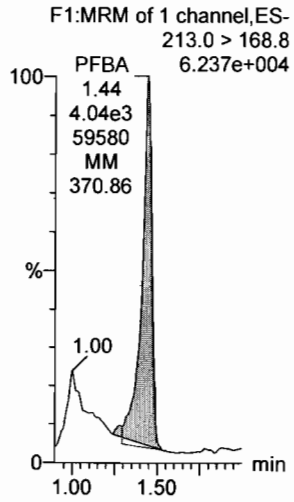

PFPeA

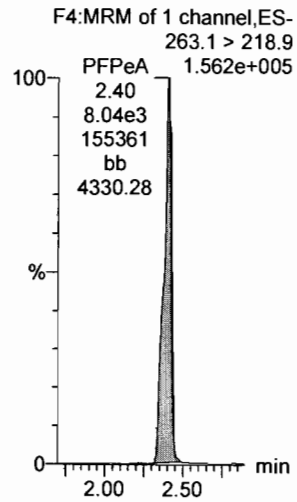

PFBS

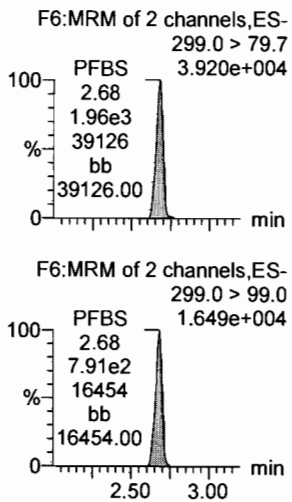

PFHxA

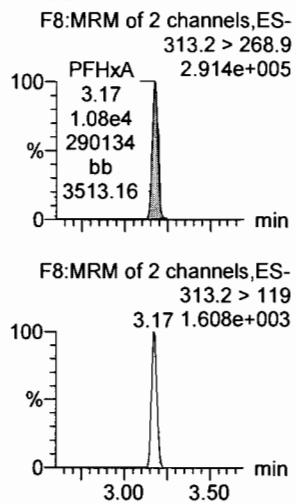

PFHpA

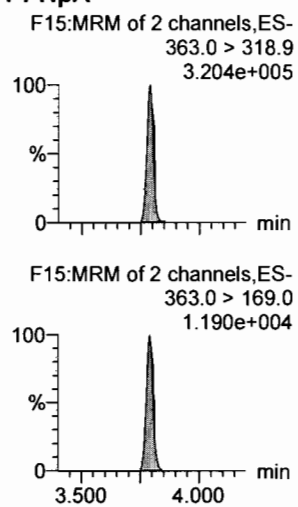

L-PFHxS

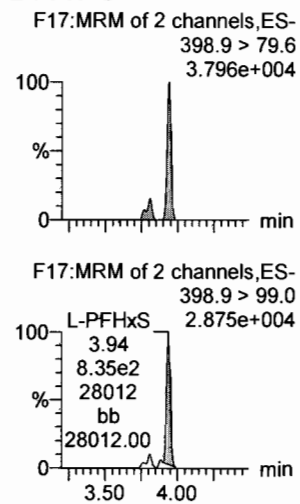

13C3-PFBA

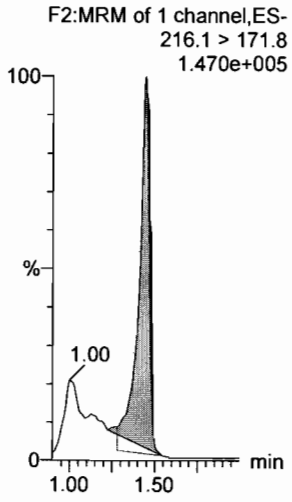

13C3-PFPeA

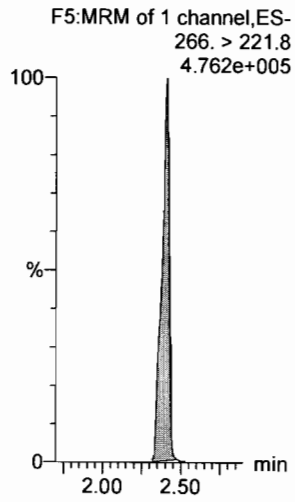

13C3-PFBS

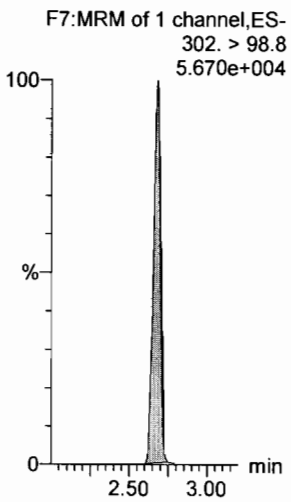

13C2-PFHxA



13C4-PFHpA

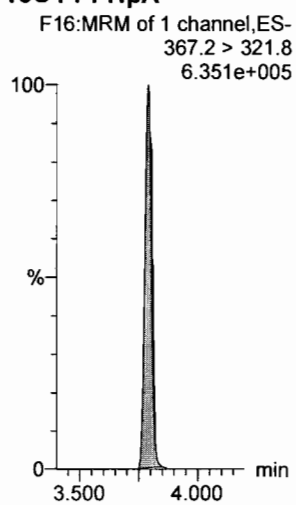

18O2-PFHxS

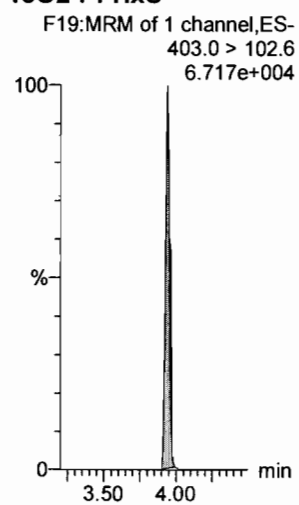

Dataset: F:\Projects\PFAS.PRO\Results\180307M1\180307M1-CRV_B.qld

Last Altered: Thursday, March 08, 2018 11:58:33 Pacific Standard Time
Printed: Thursday, March 08, 2018 12:01:16 Pacific Standard Time

Name: 180307M1_10, Date: 07-Mar-2018, Time: 17:43:42, ID: ST180307M1-5 PFC CS2 18C0606, Description: PFC CS2 18C0606

6:2 FTS

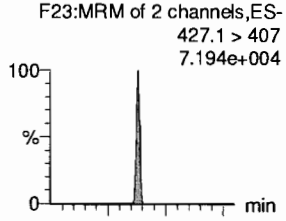

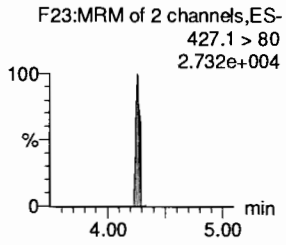

L-PFOA

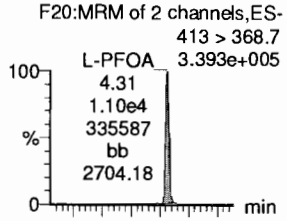

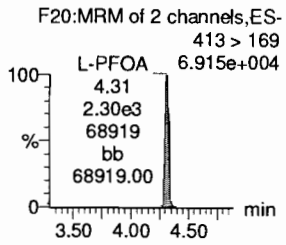

PFHpS

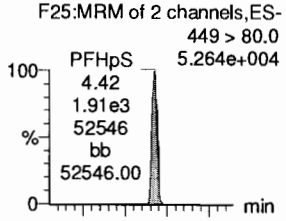

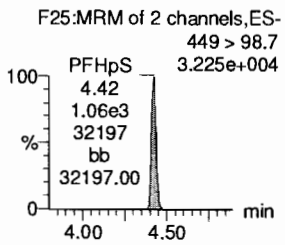

PFNA

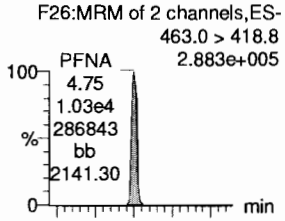

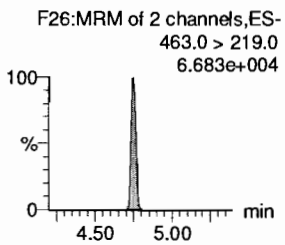

PFOSA

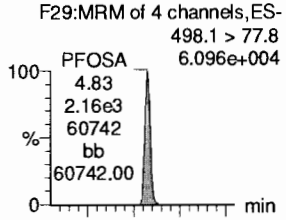

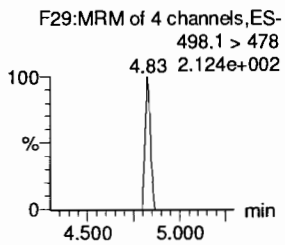

L-PFOS

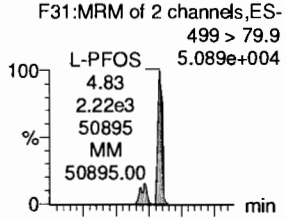

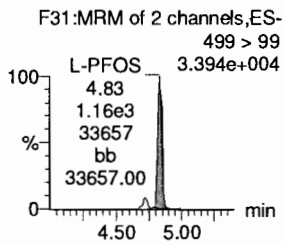

13C2-6:2 FTS

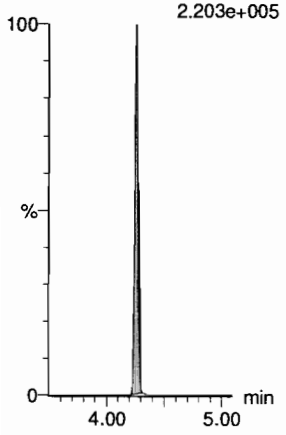

13C2-PFOA

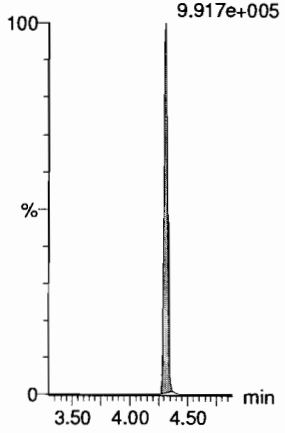

13C2-PFOA

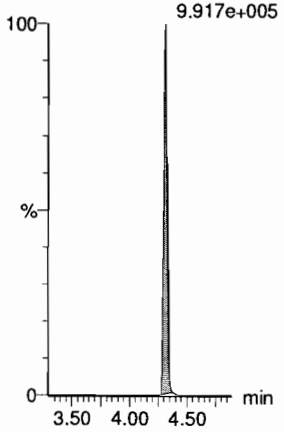

13C5-PFNA

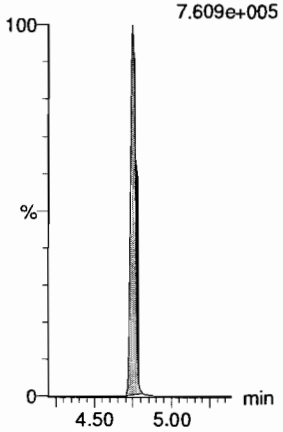

13C8-PFOSA

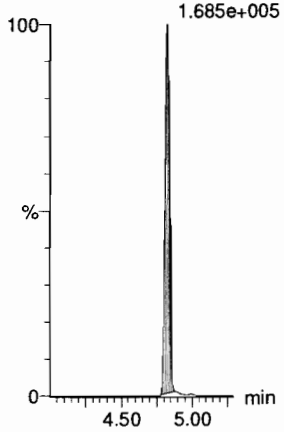

13C8-PFOS

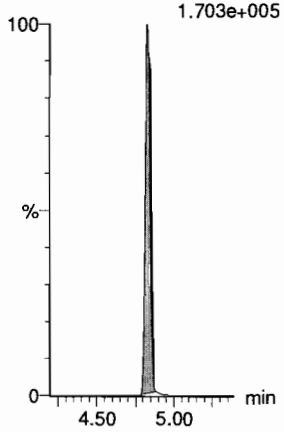

Dataset: F:\Projects\PFAS.PRO\Results\180307M1\180307M1-CRV_B.qld

Last Altered: Thursday, March 08, 2018 11:30:49 Pacific Standard Time
Printed: Thursday, March 08, 2018 11:35:52 Pacific Standard Time

Name: 180307M1_10, Date: 07-Mar-2018, Time: 17:43:42, ID: ST180307M1-5 PFC CS2 18C0606, Description: PFC CS2 18C0606

PFDA

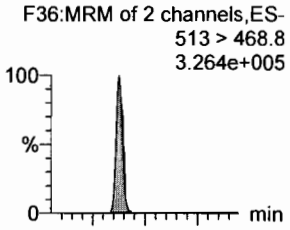

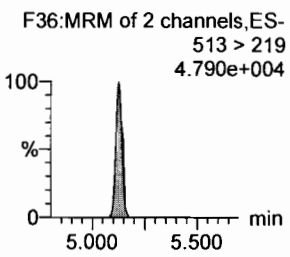

8:2 FTS

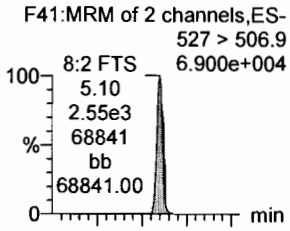

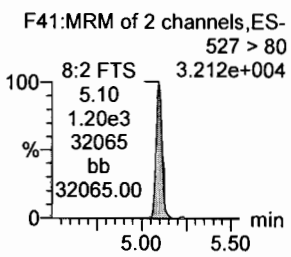

N-MeFOSAA

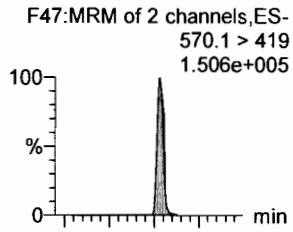

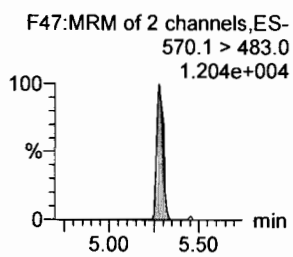

N-EtFOSAA

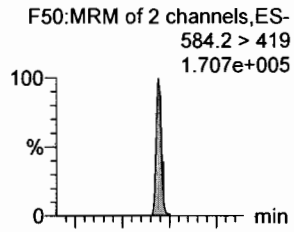

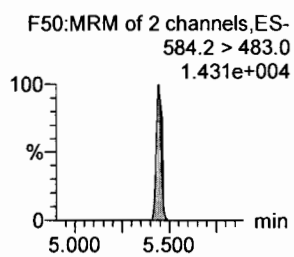

PFUdA

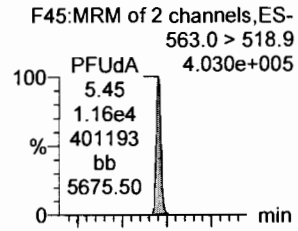

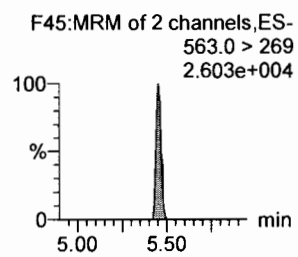

PFDS

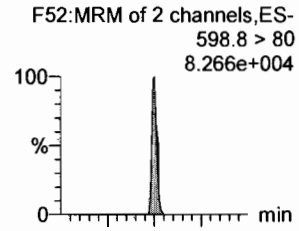

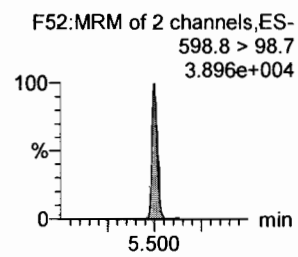

13C2-PFDA

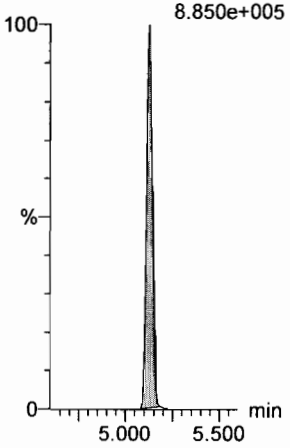

13C2-8:2 FTS

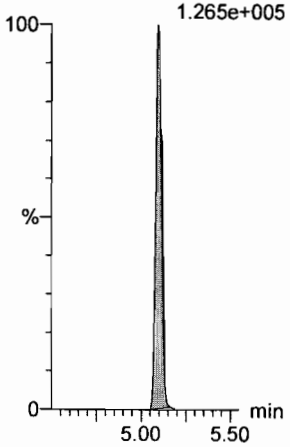

d3-N-MeFOSAA

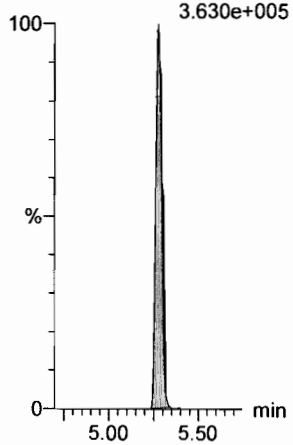

d5-N-EtFOSAA

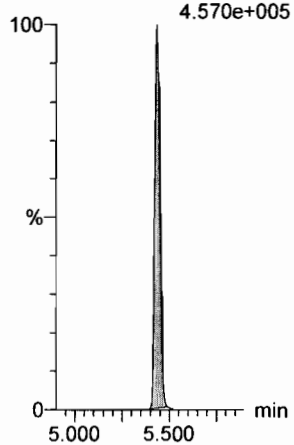

13C2-PFUdA

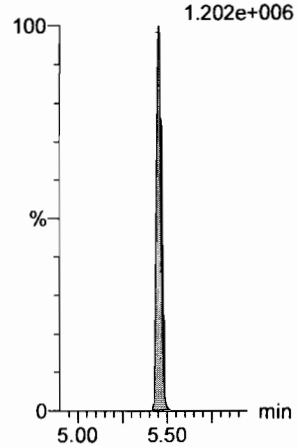

13C2-PFUdA

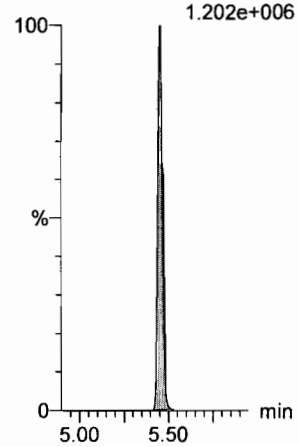

Dataset: F:\Projects\PFAS.PRO\Results\180307M1\180307M1-CRV_B.qld

Last Altered: Thursday, March 08, 2018 11:30:49 Pacific Standard Time
Printed: Thursday, March 08, 2018 11:35:52 Pacific Standard Time

Name: 180307M1_10, Date: 07-Mar-2018, Time: 17:43:42, ID: ST180307M1-5 PFC CS2 18C0606, Description: PFC CS2 18C0606

PFDoA

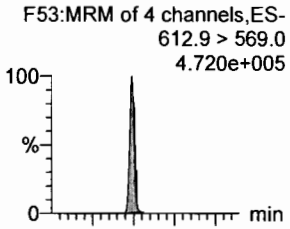

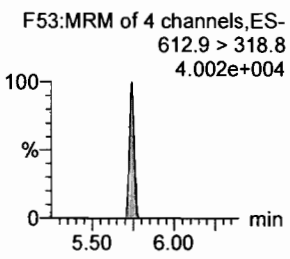

N-MeFOSA

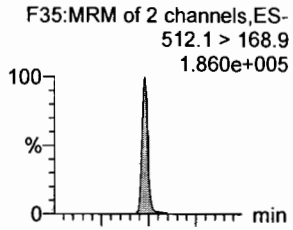

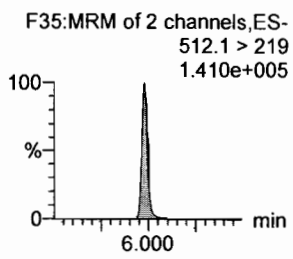

PFTrDA

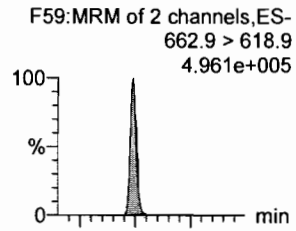

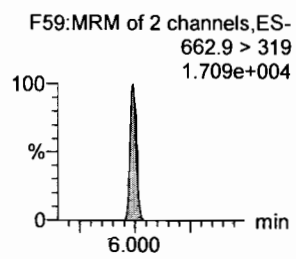

PFTeDA

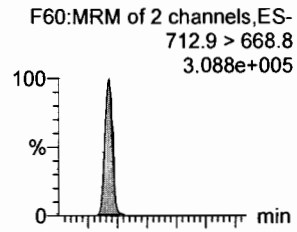

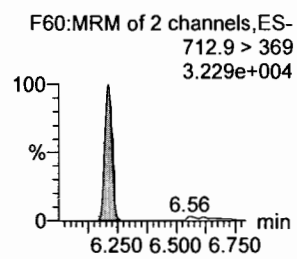

N-EtFOSA

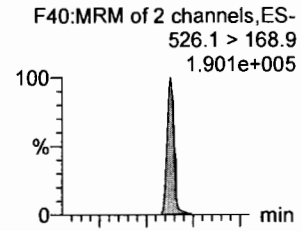

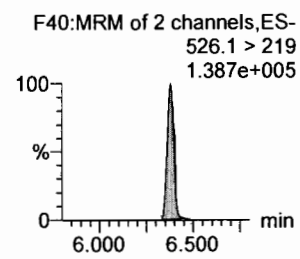

PFHxDA

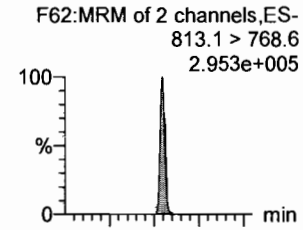

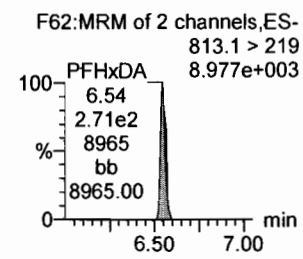

13C2-PFDoA

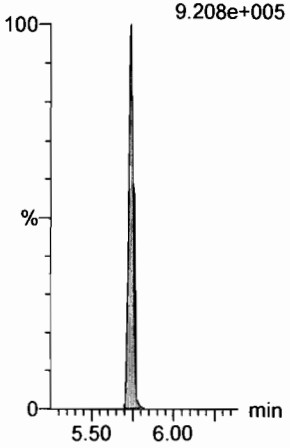

d3-N-MeFOSA

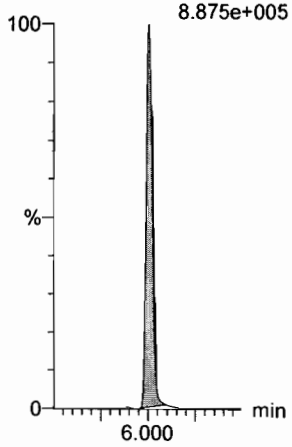

13C2-PFDoA

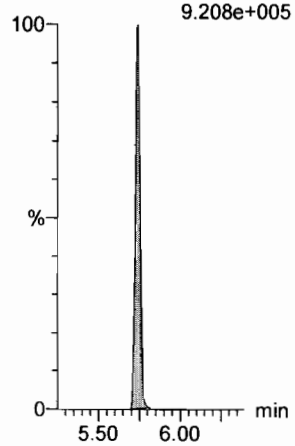

13C2-PFTeDA

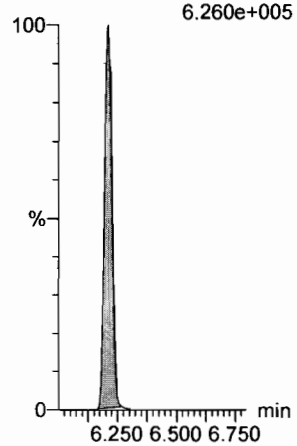

d5-N-ETFOSA

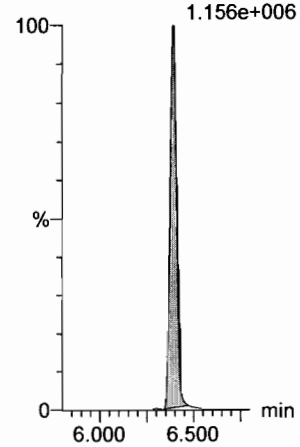

13C2-PFHxDA

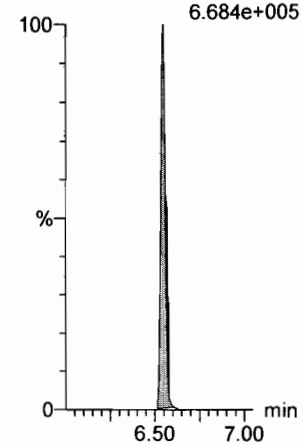

Dataset: F:\Projects\PFAS.PRO\Results\180307M1\180307M1-CRV_B.qld

Last Altered: Thursday, March 08, 2018 11:30:49 Pacific Standard Time
Printed: Thursday, March 08, 2018 11:35:52 Pacific Standard Time

Name: 180307M1_10, Date: 07-Mar-2018, Time: 17:43:42, ID: ST180307M1-5 PFC CS2 18C0606, Description: PFC CS2 18C0606

PFODA



N-MeFOSE

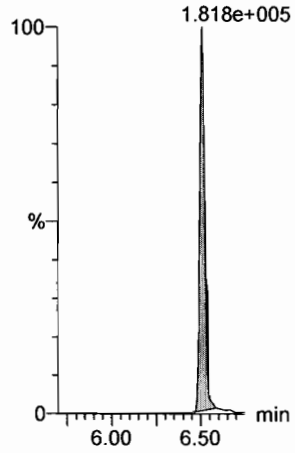

N-EtFOSE

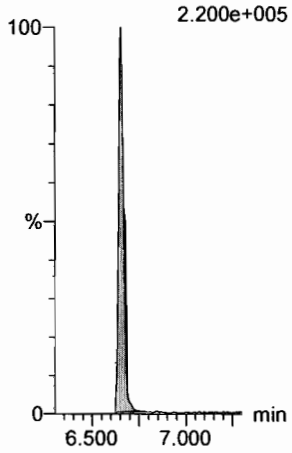

13C4-PFBA

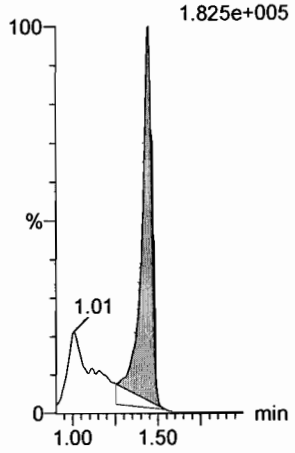

13C5-PFHxA

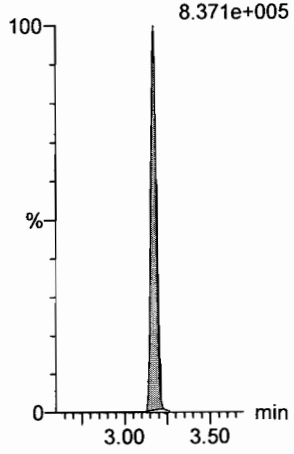

13C3-PFHxS

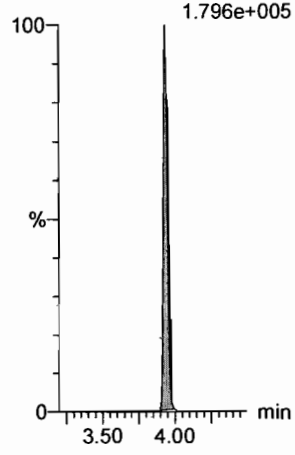

13C2-PFHxDA

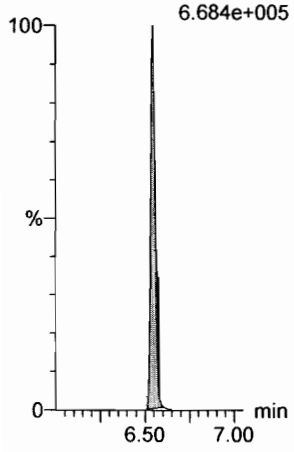

d7-N-MeFOSE

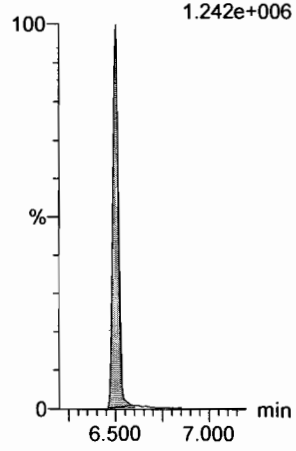

d9-N-EtFOSE

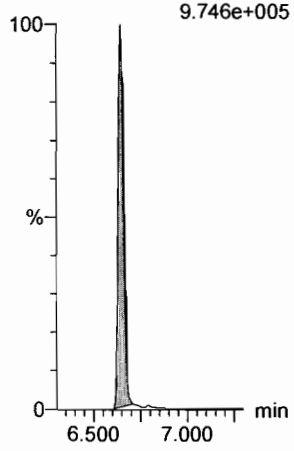

13C8-PFOA

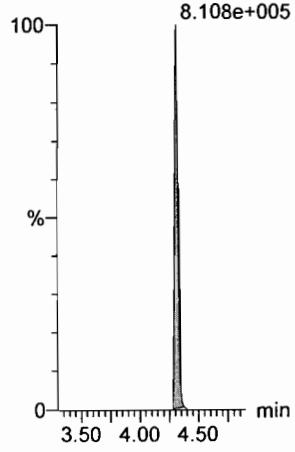

13C9-PFNA

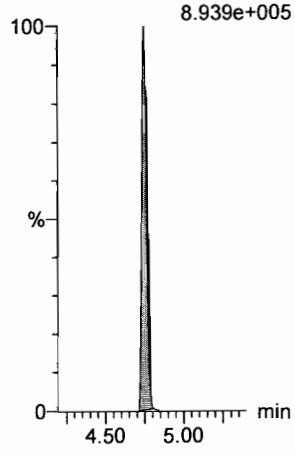

13C4-PFOS

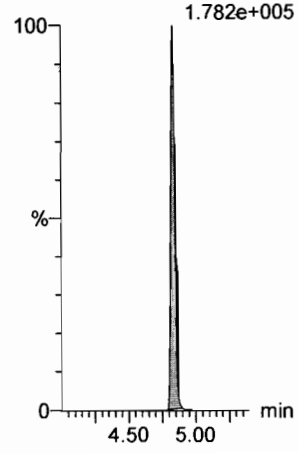

Dataset: F:\Projects\PFAS.PRO\Results\180307M1\180307M1-CRV_B.qld

Last Altered: Thursday, March 08, 2018 11:30:49 Pacific Standard Time
Printed: Thursday, March 08, 2018 11:35:52 Pacific Standard Time

Name: 180307M1_10, Date: 07-Mar-2018, Time: 17:43:42, ID: ST180307M1-5 PFC CS2 18C0606, Description: PFC CS2 18C0606

13C6-PFDA

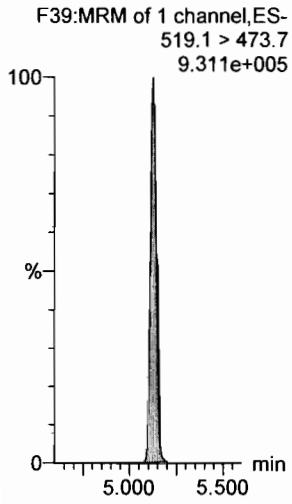

13C7-PFUdA



Dataset: F:\Projects\PFAS.PRO\Results\180307M1\180307M1-CRV_B.qld

Last Altered: Thursday, March 08, 2018 11:30:49 Pacific Standard Time
Printed: Thursday, March 08, 2018 11:35:52 Pacific Standard Time

Name: 180307M1_11, Date: 07-Mar-2018, Time: 17:55:11, ID: ST180307M1-6 PFC CS3 18C0607, Description: PFC CS3 18C0607

PFBA

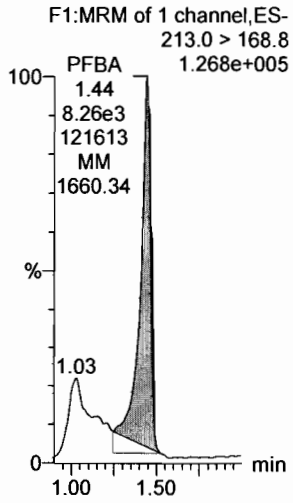

PFPeA

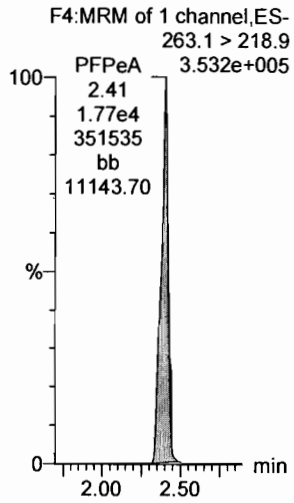

PFBS

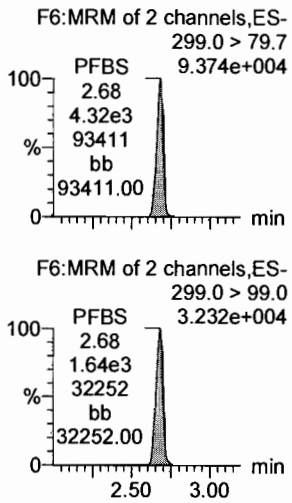

PFHxA

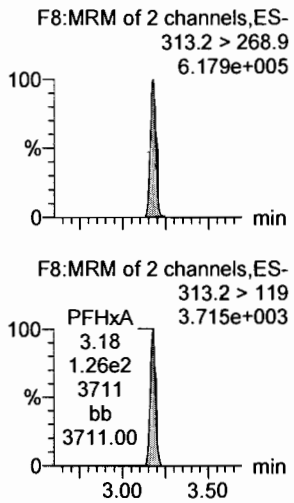

PFHpA

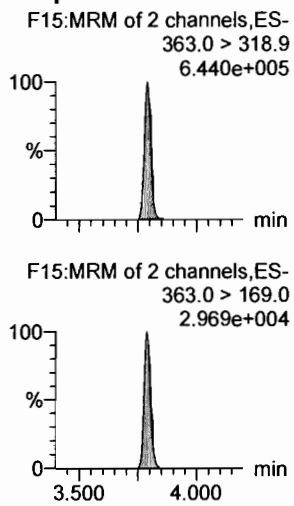

L-PFHxS

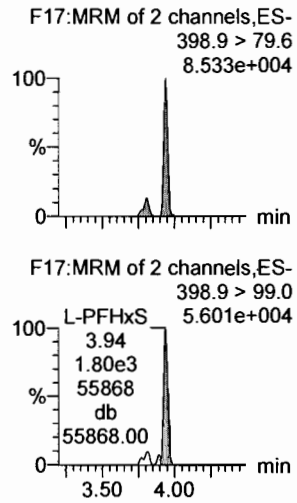

13C3-PFBA

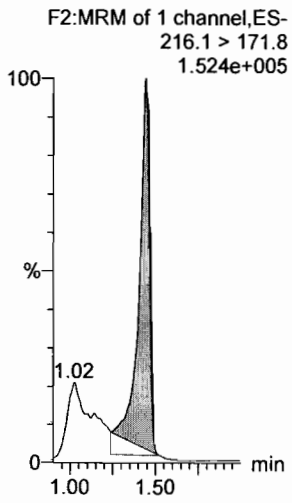

13C3-PFPeA

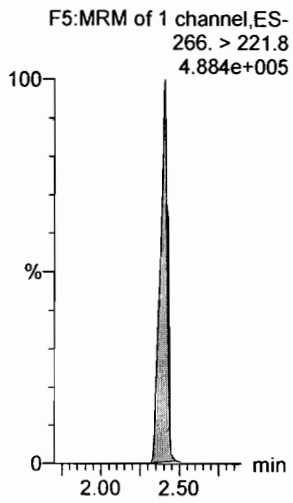

13C3-PFBS

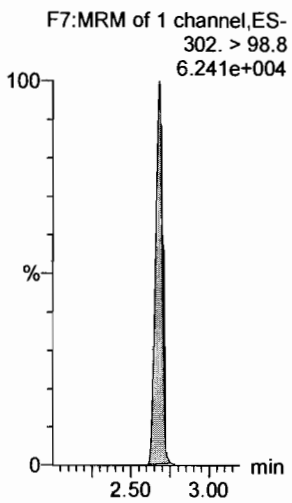

13C2-PFHxA

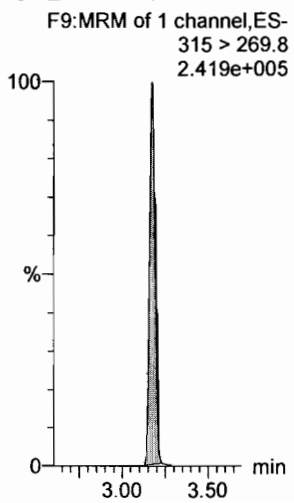

13C4-PFHpA

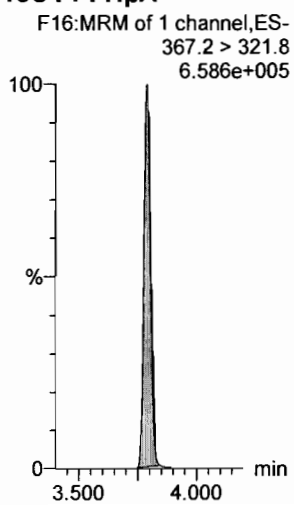

18O2-PFHxS

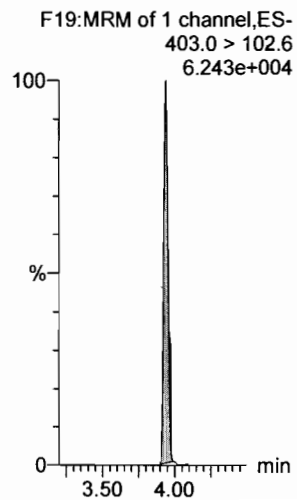

Dataset: F:\Projects\PFAS.PRO\Results\180307M1\180307M1-CRV_B.qld

Last Altered: Thursday, March 08, 2018 11:58:33 Pacific Standard Time
Printed: Thursday, March 08, 2018 12:01:16 Pacific Standard Time

Name: 180307M1_11, Date: 07-Mar-2018, Time: 17:55:11, ID: ST180307M1-6 PFC CS3 18C0607, Description: PFC CS3 18C0607

6:2 FTS

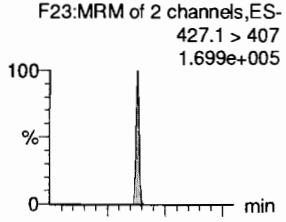

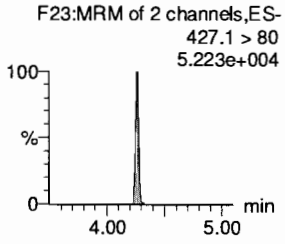

L-PFOA

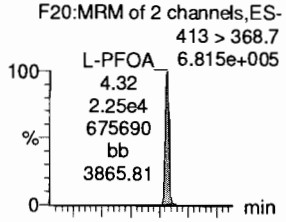

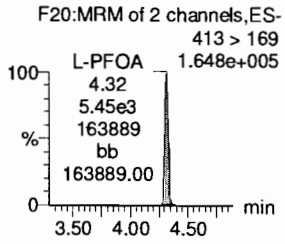

PFHpS

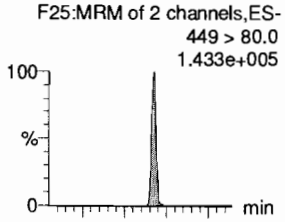

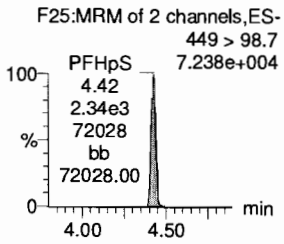

PFNA

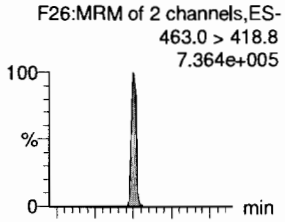

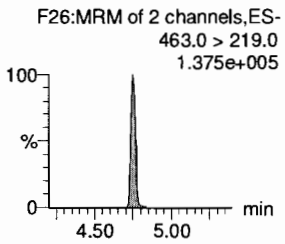

PFOSA

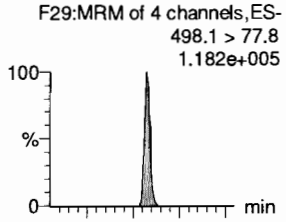

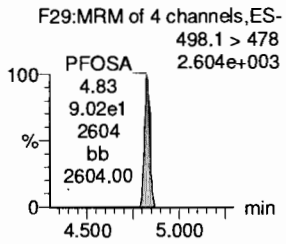

L-PFOS

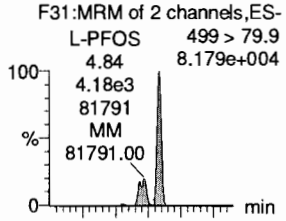

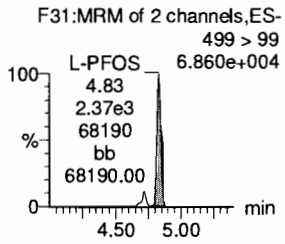

13C2-6:2 FTS

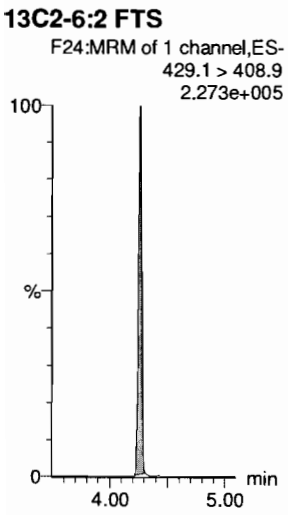

13C2-PFOA

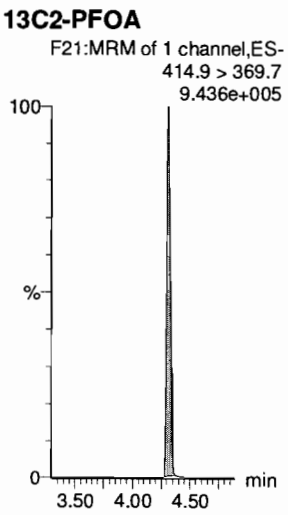

13C2-PFOA

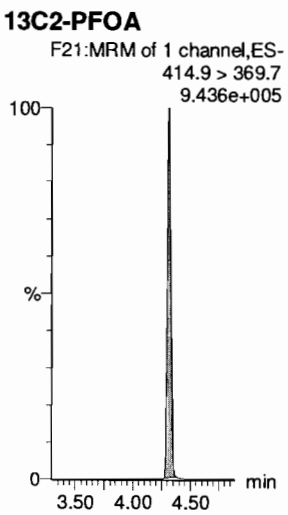

13C5-PFNA

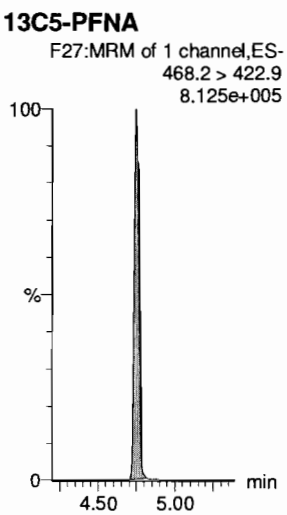

13C8-PFOSA

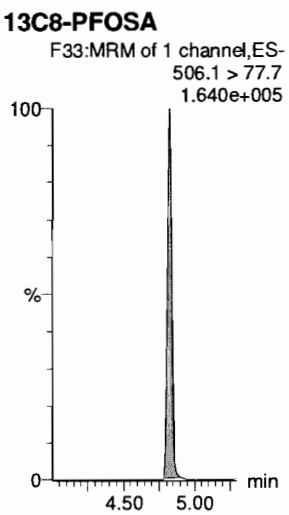

13C8-PFOS



Dataset: F:\Projects\PFAS.PRO\Results\180307M1\180307M1-CRV_B.qld

Last Altered: Thursday, March 08, 2018 11:30:49 Pacific Standard Time
Printed: Thursday, March 08, 2018 11:35:52 Pacific Standard Time

Name: 180307M1_11, Date: 07-Mar-2018, Time: 17:55:11, ID: ST180307M1-6 PFC CS3 18C0607, Description: PFC CS3 18C0607

PFDA

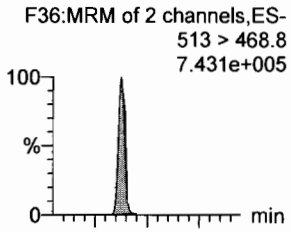

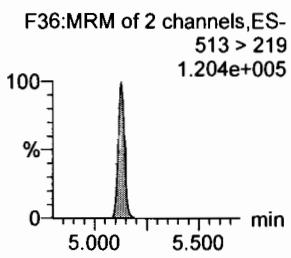

8:2 FTS

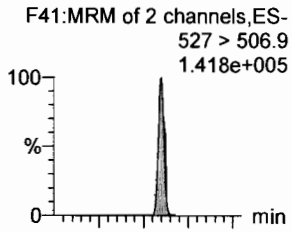

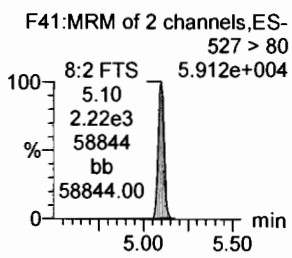

N-MeFOSAA

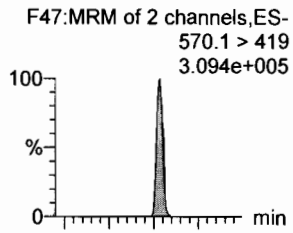

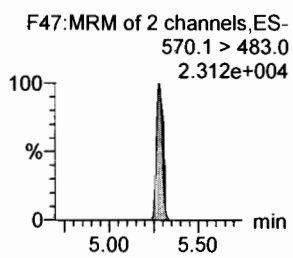

N-EtFOSAA

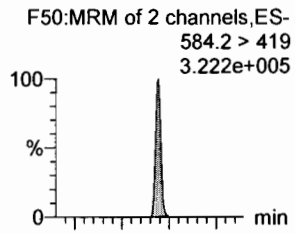

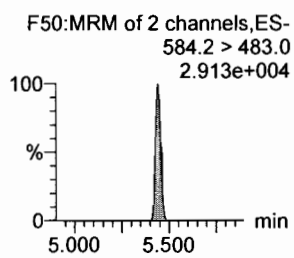

PFUdA

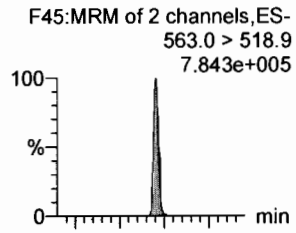

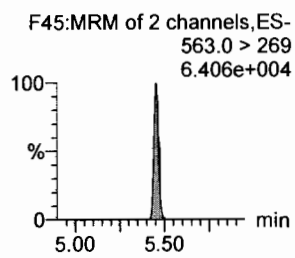

PFDS

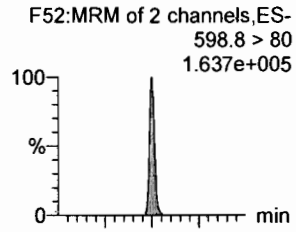

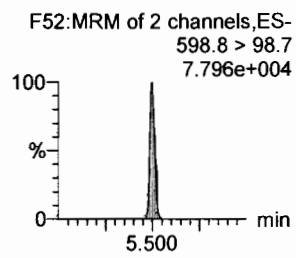

13C2-PFDA

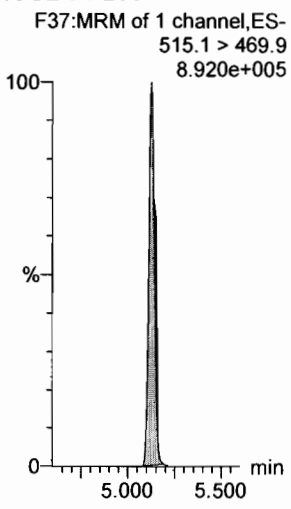

13C2-8:2 FTS

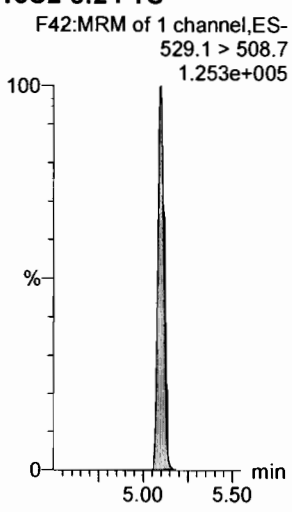

d3-N-MeFOSAA

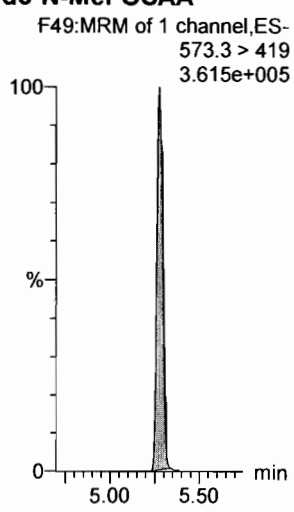

d5-N-EtFOSAA



13C2-PFUdA

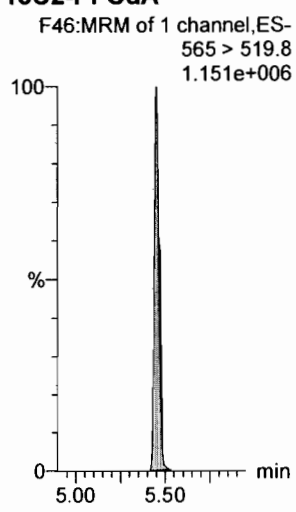

13C2-PFUdA

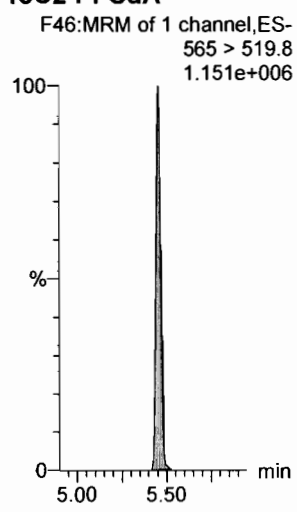

Dataset: F:\Projects\PFAS.PRO\Results\180307M1\180307M1-CRV_B.qld

Last Altered: Thursday, March 08, 2018 11:30:49 Pacific Standard Time
Printed: Thursday, March 08, 2018 11:35:52 Pacific Standard Time

Name: 180307M1_11, Date: 07-Mar-2018, Time: 17:55:11, ID: ST180307M1-6 PFC CS3 18C0607, Description: PFC CS3 18C0607

PFDoA

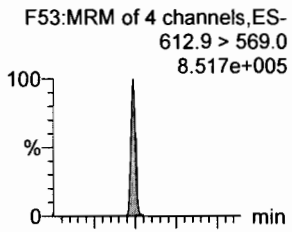

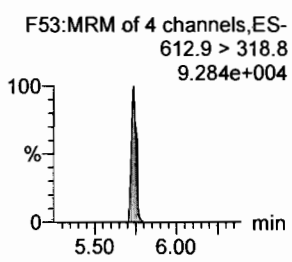

N-MeFOSA

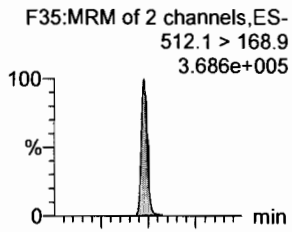

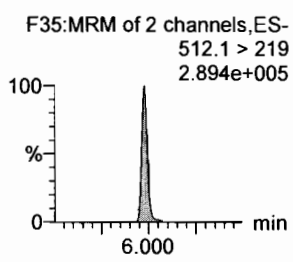

PFTrDA

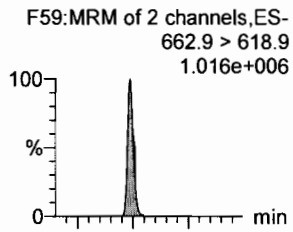

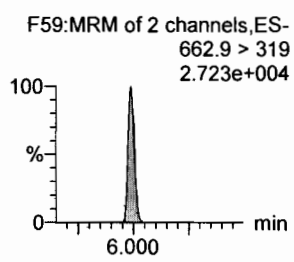

PFTeDA

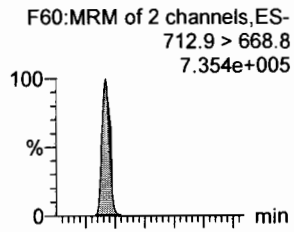

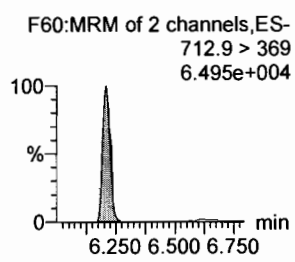

N-EtFOSA

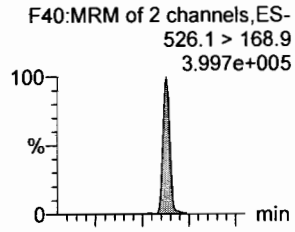

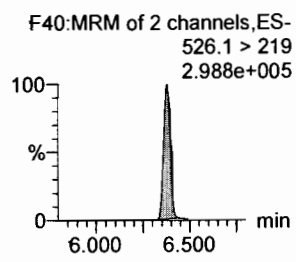

PFHxDA

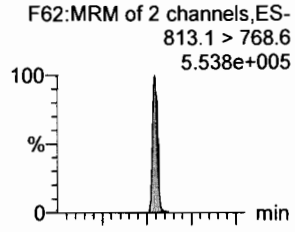

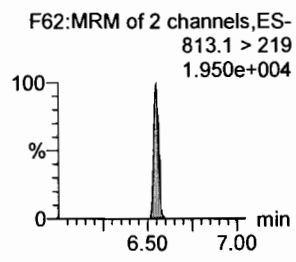

13C2-PFDoA

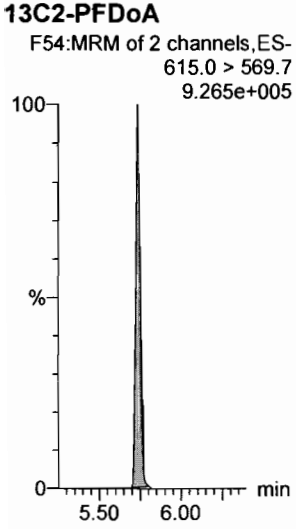

d3-N-MeFOSA

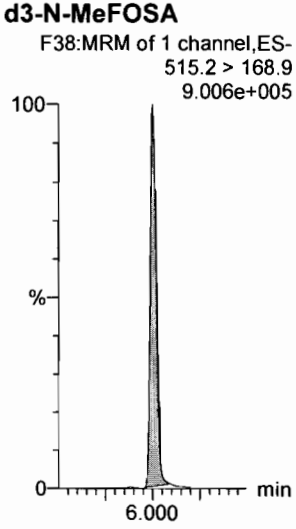

13C2-PFDoA

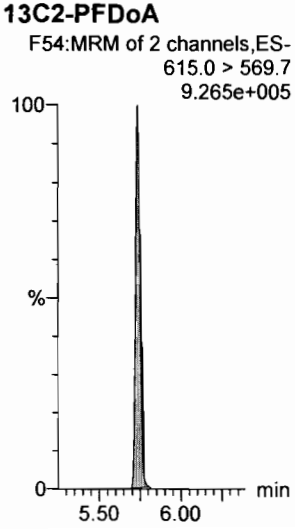

13C2-PFTeDA

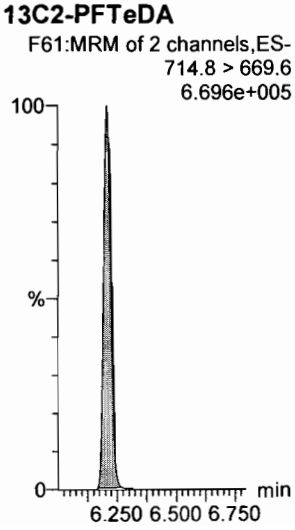

d5-N-ETFOSA

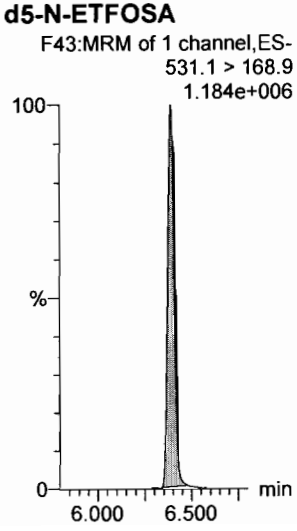

13C2-PFHxDA

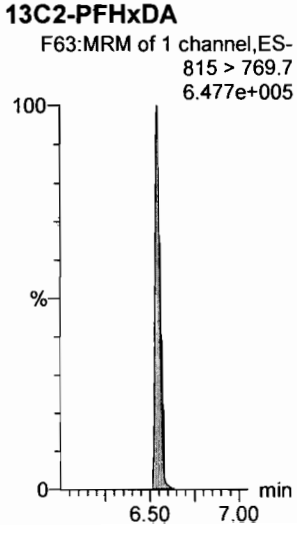

Dataset: F:\Projects\PFAS.PRO\Results\180307M1\180307M1-CRV_B.qld

Last Altered: Thursday, March 08, 2018 11:30:49 Pacific Standard Time
Printed: Thursday, March 08, 2018 11:35:52 Pacific Standard Time

Name: 180307M1_11, Date: 07-Mar-2018, Time: 17:55:11, ID: ST180307M1-6 PFC CS3 18C0607, Description: PFC CS3 18C0607

PFODA
F64:MRM of 1 channel,ES-
913.1 > 868.8
9.564e+005

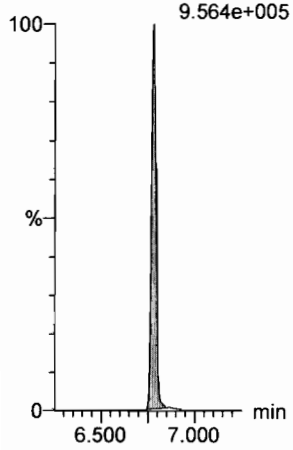

N-MeFOSE
F55:MRM of 1 channel,ES-
616.1 > 58.9
3.866e+005

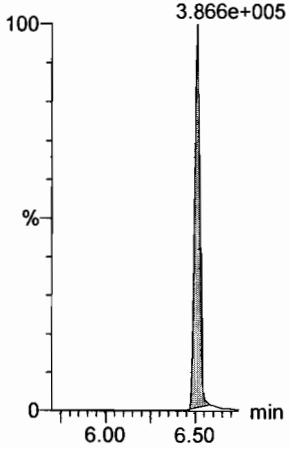

N-EtFOSE
F57:MRM of 1 channel,ES-
630.1 > 58.9
4.227e+005

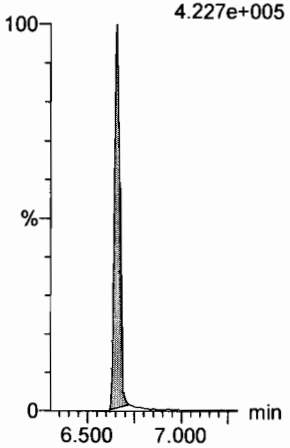

13C4-PFBA
F3:MRM of 1 channel,ES-
217. > 171.8
1.887e+005

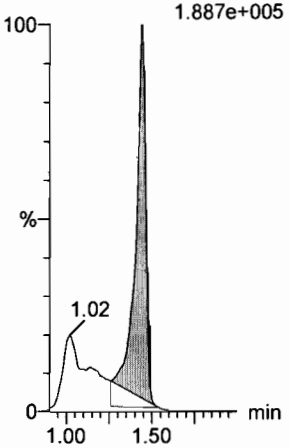

13C5-PFHxA
F10:MRM of 1 channel,ES-
318 > 272.9
8.432e+005

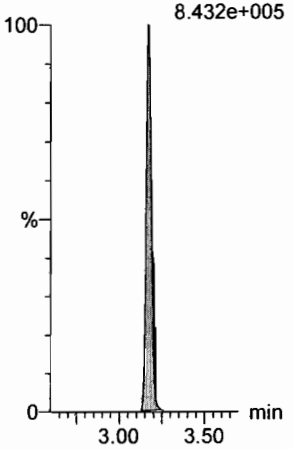

13C3-PFHxS
F18:MRM of 1 channel,ES-
401.9 > 79.9
2.053e+005

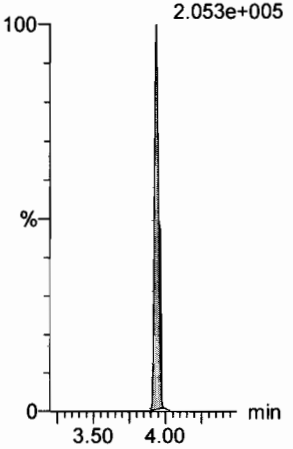

13C2-PFHxDA
F63:MRM of 1 channel,ES-
815 > 769.7
6.477e+005

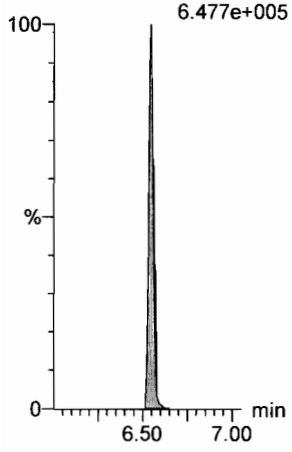

d7-N-MeFOSE
F56:MRM of 1 channel,ES-
623.1 > 58.9
1.127e+006

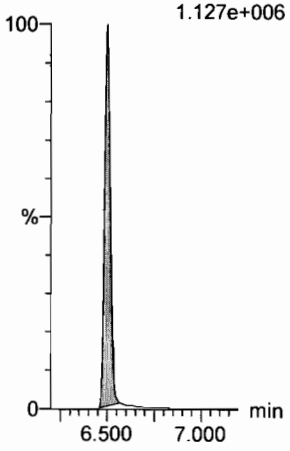

d9-N-EtFOSE
F58:MRM of 1 channel,ES-
639.2 > 58.8
1.235e+006

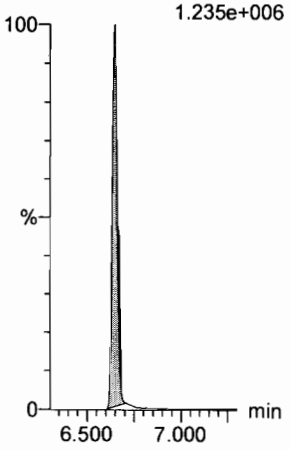

13C8-PFOA
F22:MRM of 1 channel,ES-
421.3 > 376
8.917e+005

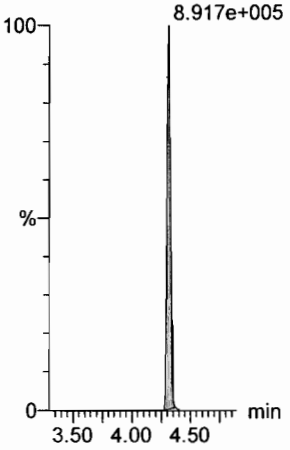

13C9-PFNA
F28:MRM of 1 channel,ES-
472.2 > 426.9
8.341e+005

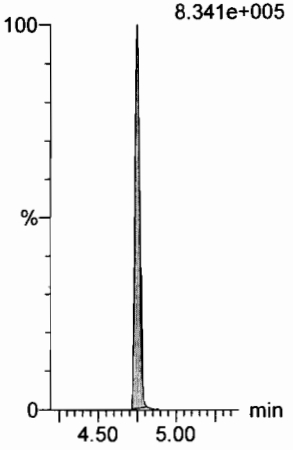

13C4-PFOS
F32:MRM of 1 channel,ES-
503 > 79.9
1.918e+005

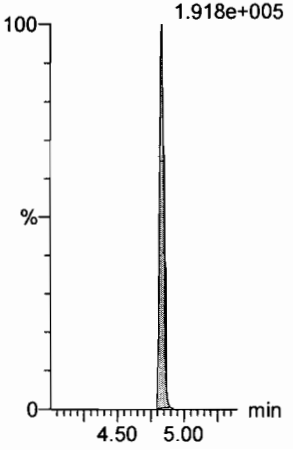

Dataset: F:\Projects\PFAS.PRO\Results\180307M1\180307M1-CRV_B.qld

Last Altered: Thursday, March 08, 2018 11:30:49 Pacific Standard Time
Printed: Thursday, March 08, 2018 11:35:52 Pacific Standard Time

Name: 180307M1_11, Date: 07-Mar-2018, Time: 17:55:11, ID: ST180307M1-6 PFC CS3 18C0607, Description: PFC CS3 18C0607

13C6-PFDA

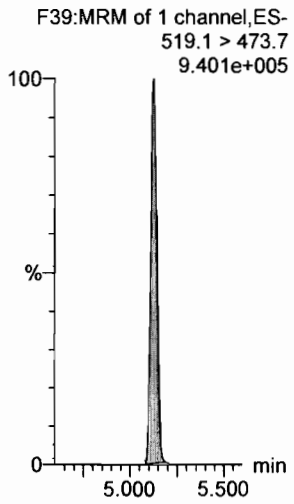

13C7-PFUdA



Dataset: F:\Projects\PFAS.PRO\Results\180307M1\180307M1-CRV_B.qld

Last Altered: Thursday, March 08, 2018 11:30:49 Pacific Standard Time
Printed: Thursday, March 08, 2018 11:35:52 Pacific Standard Time

Name: 180307M1_12, Date: 07-Mar-2018, Time: 18:06:41, ID: ST180307M1-7 PFC CS4 18C0608, Description: PFC CS4 18C0608

PFBA

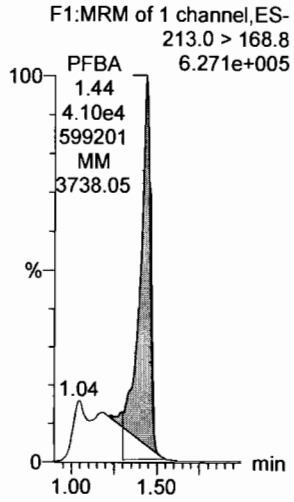

PFPeA

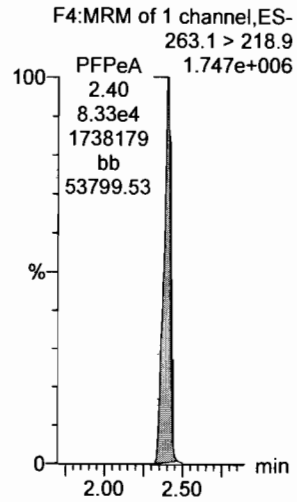

PFBS

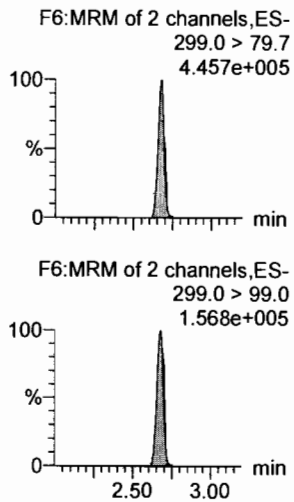

PFHxA

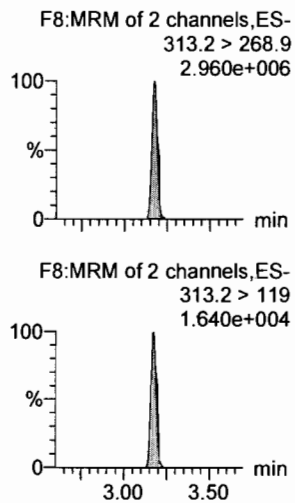

PFHpA

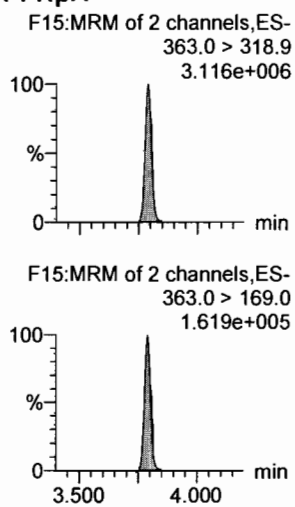

L-PFHxS

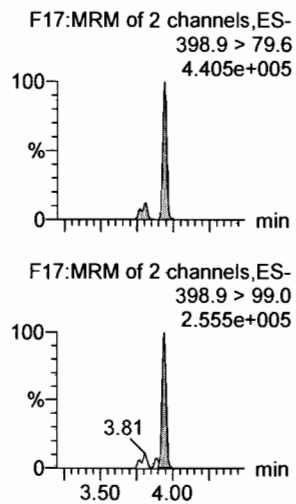

13C3-PFBA

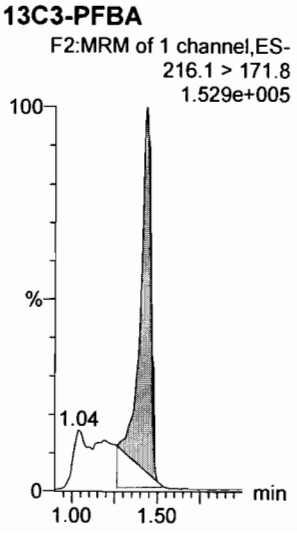

13C3-PFPeA

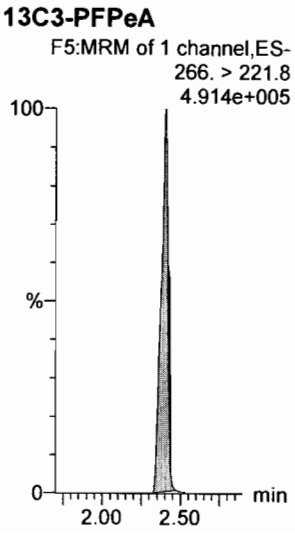

13C3-PFBS

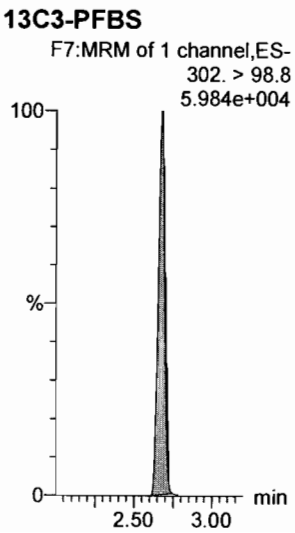

13C2-PFHxA

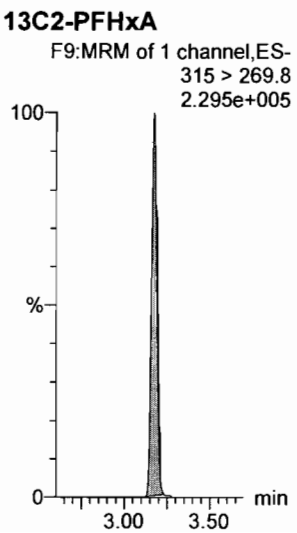

13C4-PFHpA

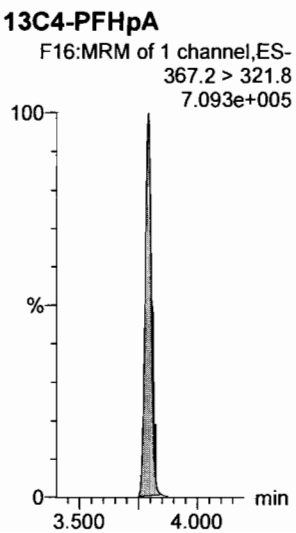

18O2-PFHxS

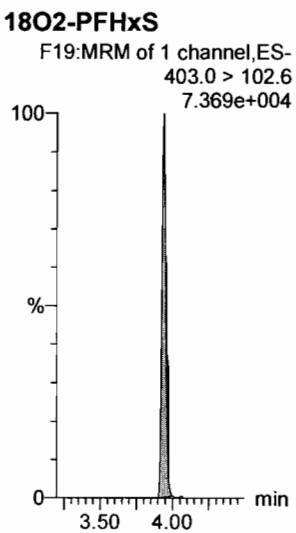

Dataset: F:\Projects\PFAS.PRO\Results\180307M1\180307M1-CRV_B.qld

Last Altered: Thursday, March 08, 2018 11:58:33 Pacific Standard Time
Printed: Thursday, March 08, 2018 12:01:16 Pacific Standard Time

Name: 180307M1_12, Date: 07-Mar-2018, Time: 18:06:41, ID: ST180307M1-7 PFC CS4 18C0608, Description: PFC CS4 18C0608

6:2 FTS

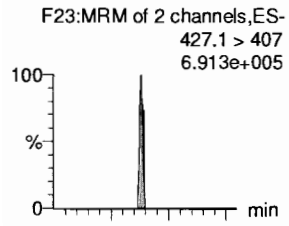

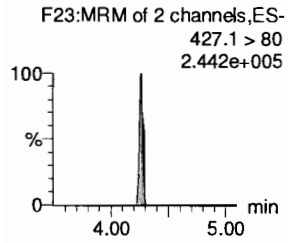

L-PFOA

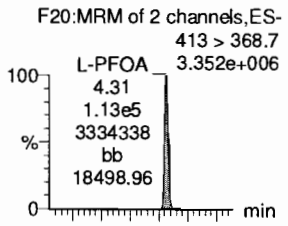

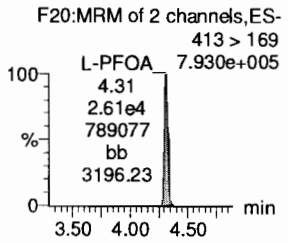

PFHpS

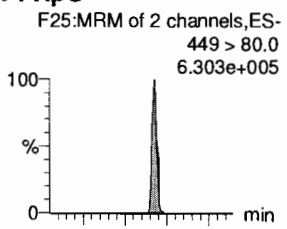

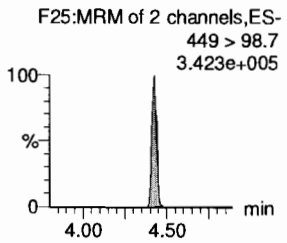

PFNA

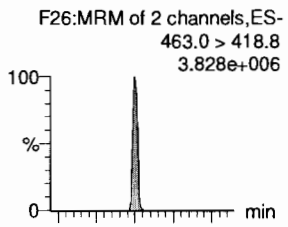

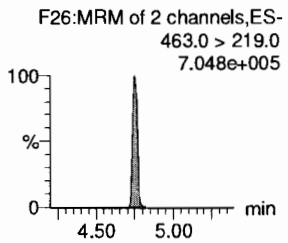

PFOSA

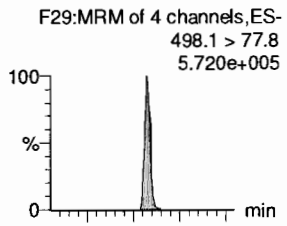

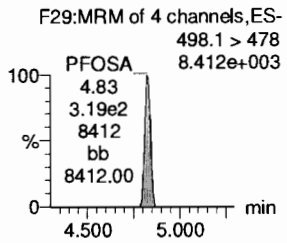

L-PFOS

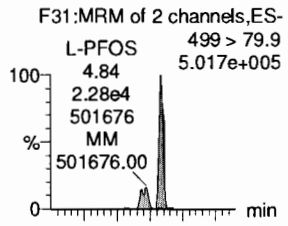

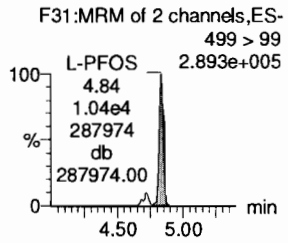

13C2-6:2 FTS

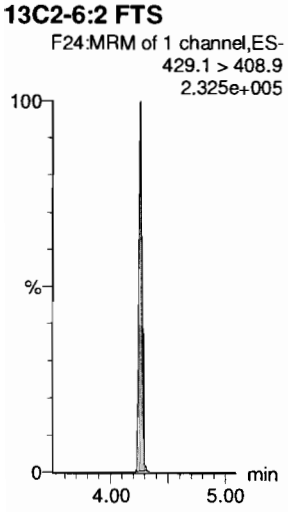

13C2-PFOA

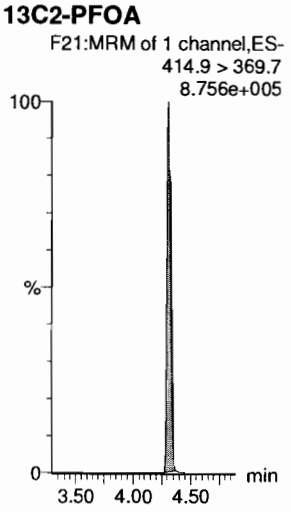

13C2-PFOA

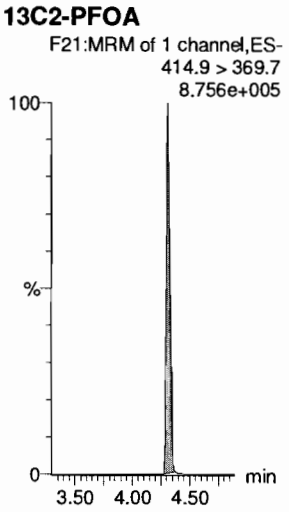

13C5-PFNA

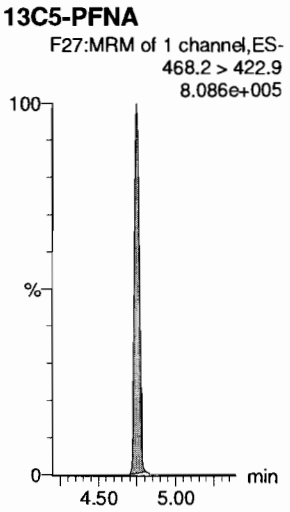

13C8-PFOSA

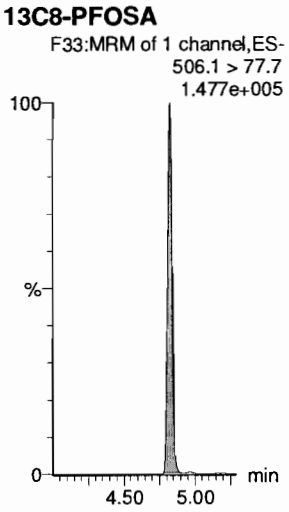

13C8-PFOS

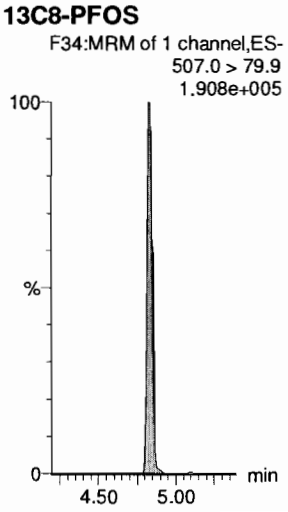

Dataset: F:\Projects\PFAS.PRO\Results\180307M1\180307M1-CRV_B.qld

Last Altered: Thursday, March 08, 2018 11:30:49 Pacific Standard Time
Printed: Thursday, March 08, 2018 11:35:52 Pacific Standard Time

Name: 180307M1_12, Date: 07-Mar-2018, Time: 18:06:41, ID: ST180307M1-7 PFC CS4 18C0608, Description: PFC CS4 18C0608

PFDA

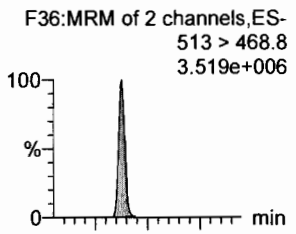

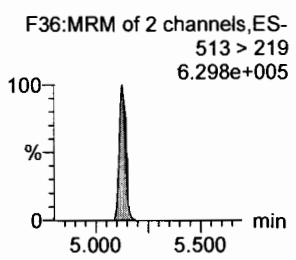

8:2 FTS

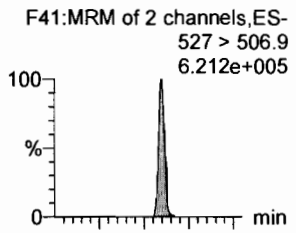

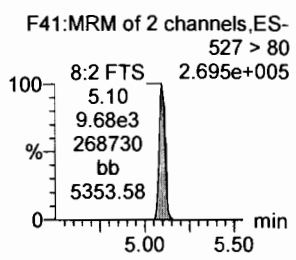

N-MeFOSAA

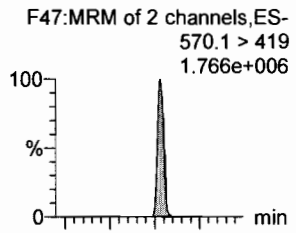

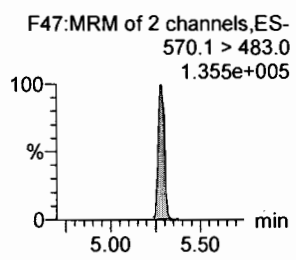

N-EtFOSAA

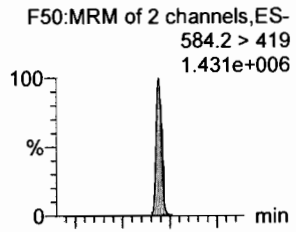

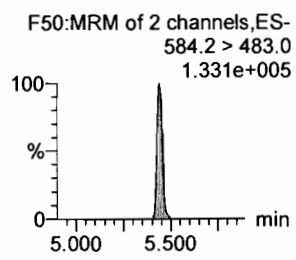

PFUdA

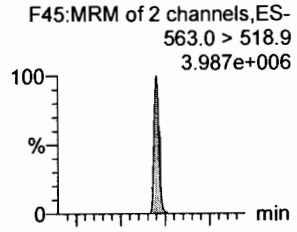

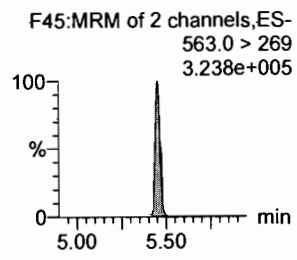

PFDS

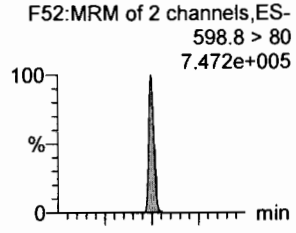

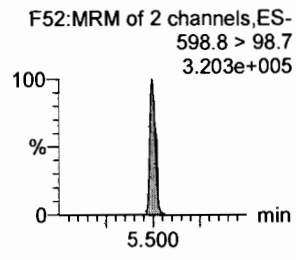

13C2-PFDA

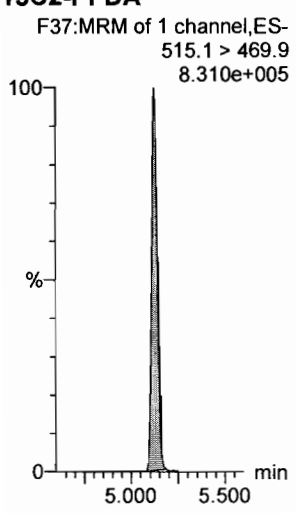

13C2-8:2 FTS

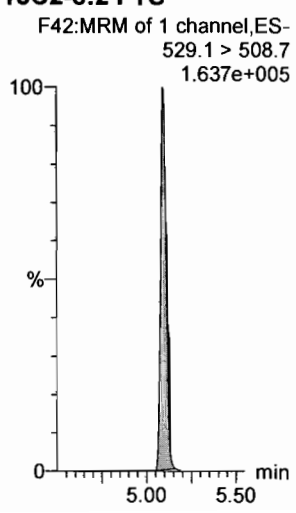

d3-N-MeFOSAA

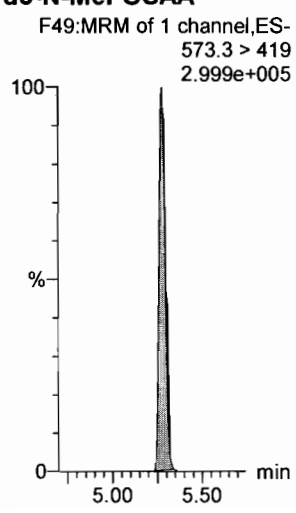

d5-N-EtFOSAA

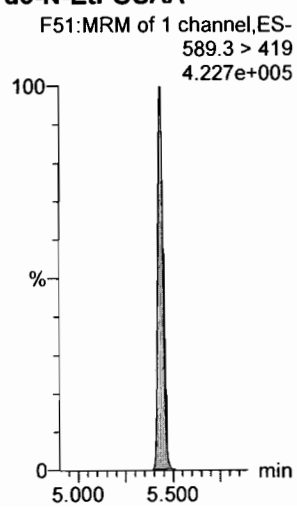

13C2-PFUdA

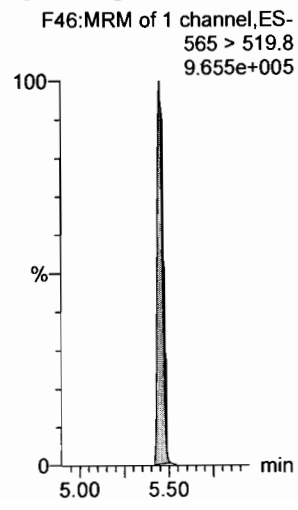

13C2-PFUdA

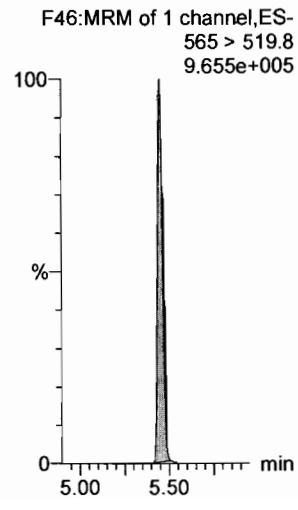

Dataset: F:\Projects\PFAS.PRO\Results\180307M1\180307M1-CRV_B.qld

Last Altered: Thursday, March 08, 2018 11:30:49 Pacific Standard Time
Printed: Thursday, March 08, 2018 11:35:52 Pacific Standard Time

Name: 180307M1_12, Date: 07-Mar-2018, Time: 18:06:41, ID: ST180307M1-7 PFC CS4 18C0608, Description: PFC CS4 18C0608

PFDoA

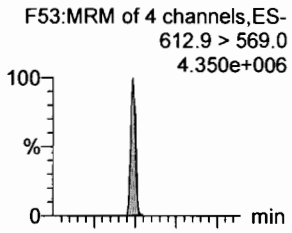

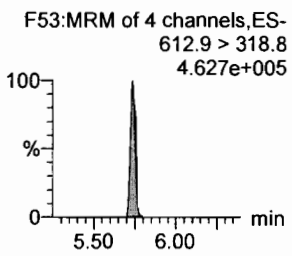

N-MeFOSA

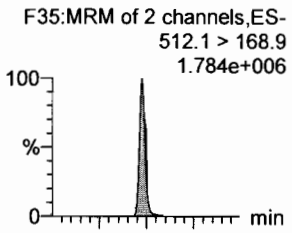

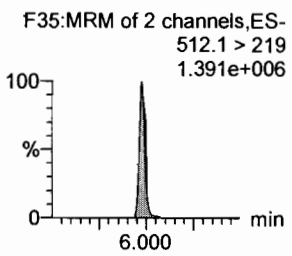

PFTrDA

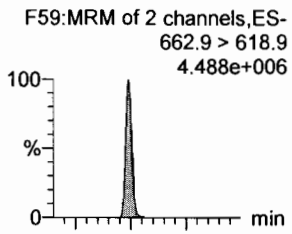

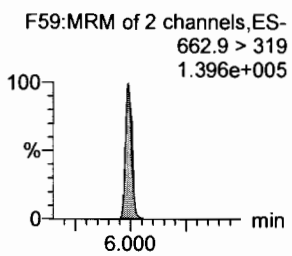

PFTeDA

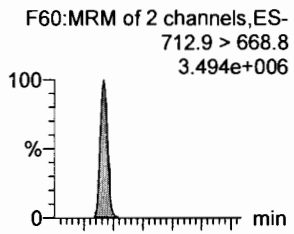

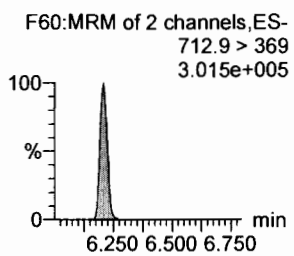

N-EtFOSA

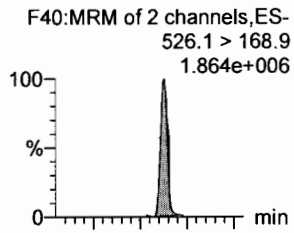

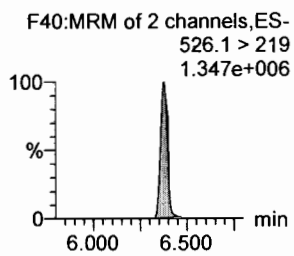

PFHxDA

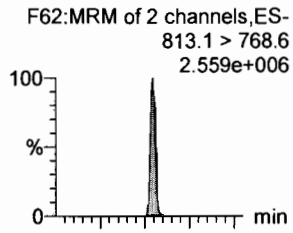

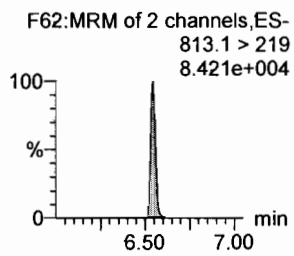

13C2-PFDoA

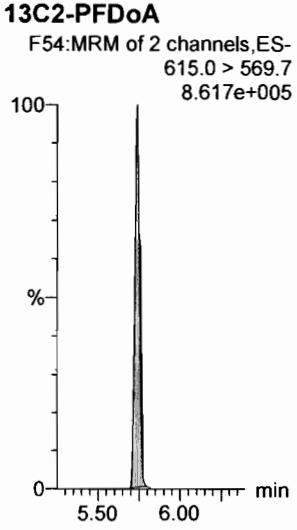

d3-N-MeFOSA

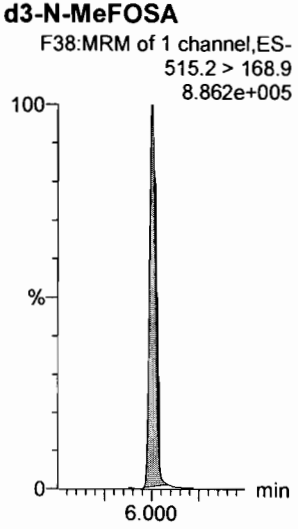

13C2-PFDoA

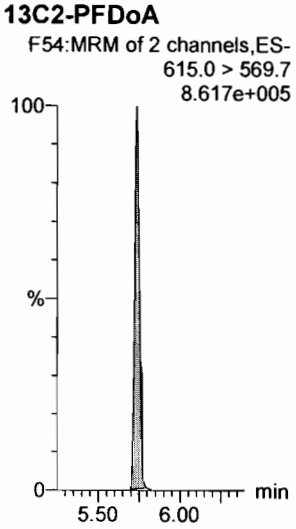

13C2-PFTeDA

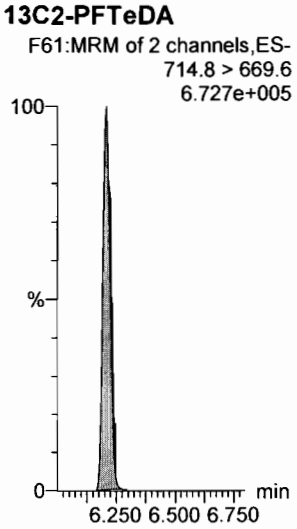

d5-N-ETFOSA

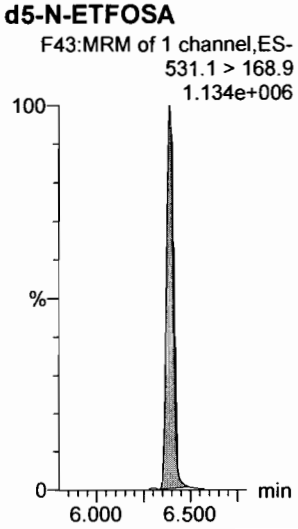

13C2-PFHxDA



Dataset: F:\Projects\PFAS.PRO\Results\180307M1\180307M1-CRV_B.qld

Last Altered: Thursday, March 08, 2018 11:30:49 Pacific Standard Time
Printed: Thursday, March 08, 2018 11:35:52 Pacific Standard Time

Name: 180307M1_12, Date: 07-Mar-2018, Time: 18:06:41, ID: ST180307M1-7 PFC CS4 18C0608, Description: PFC CS4 18C0608

PFODA
F64:MRM of 1 channel,ES-
913.1 > 868.8
4.976e+006



N-MeFOSE
F55:MRM of 1 channel,ES-
616.1 > 58.9
1.580e+006

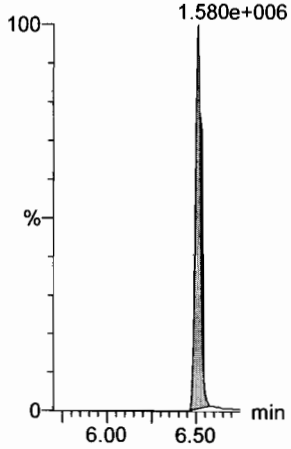

N-EtFOSE
F57:MRM of 1 channel,ES-
630.1 > 58.9
2.207e+006

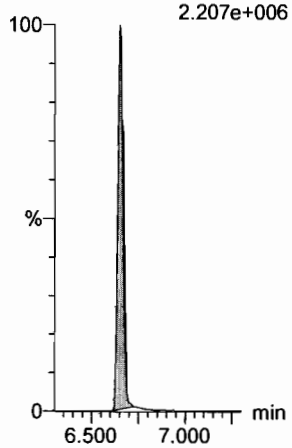

13C4-PFBA
F3:MRM of 1 channel,ES-
217. > 171.8
1.937e+005

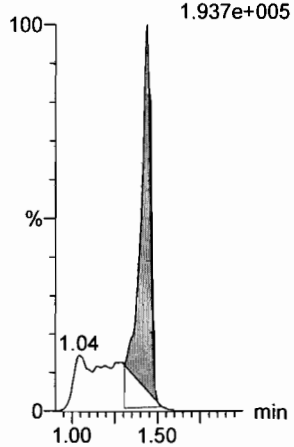

13C5-PFHxA
F10:MRM of 1 channel,ES-
318 > 272.9
8.119e+005

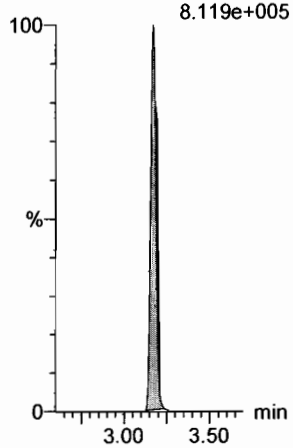

13C3-PFHxS
F18:MRM of 1 channel,ES-
401.9 > 79.9
1.854e+005

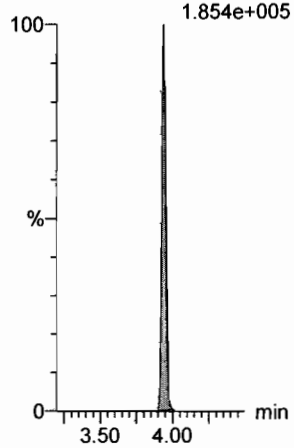

13C2-PFHxDA
F63:MRM of 1 channel,ES-
815 > 769.7
5.673e+005

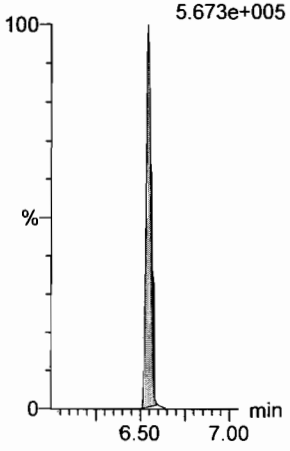

d7-N-MeFOSE
F56:MRM of 1 channel,ES-
623.1 > 58.9
1.128e+006

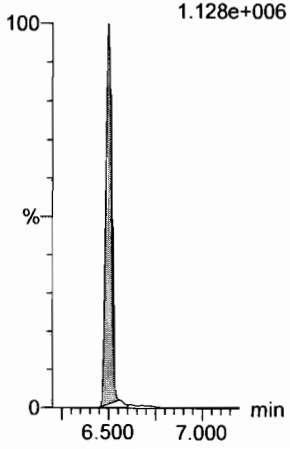

d9-N-EtFOSE
F58:MRM of 1 channel,ES-
639.2 > 58.8
1.222e+006

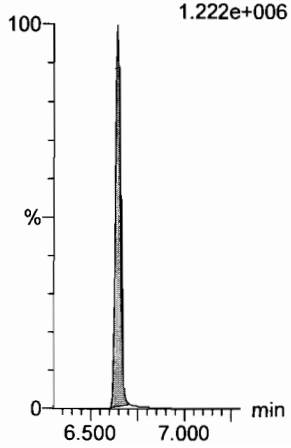

13C8-PFOA
F22:MRM of 1 channel,ES-
421.3 > 376
8.424e+005

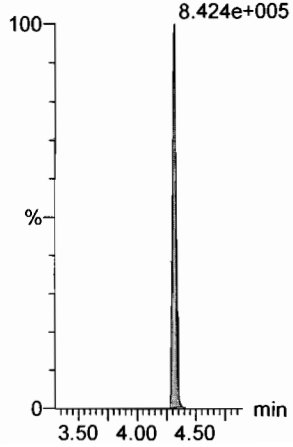

13C9-PFNA
F28:MRM of 1 channel,ES-
472.2 > 426.9
8.882e+005

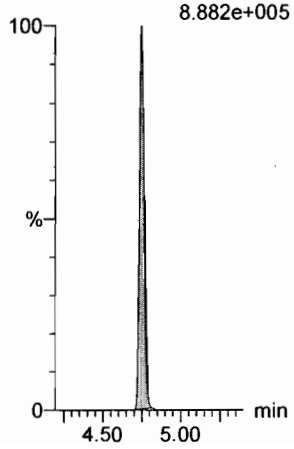

13C4-PFOS
F32:MRM of 1 channel,ES-
503 > 79.9
1.885e+005

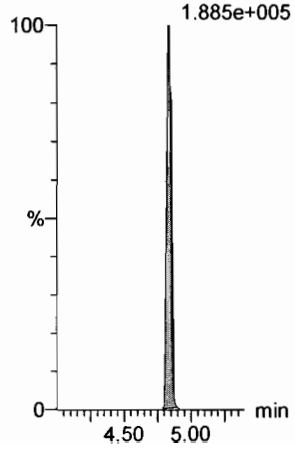

Dataset: F:\Projects\PFAS.PRO\Results\180307M1\180307M1-CRV_B.qld

Last Altered: Thursday, March 08, 2018 11:30:49 Pacific Standard Time
Printed: Thursday, March 08, 2018 11:35:52 Pacific Standard Time

Name: 180307M1_12, Date: 07-Mar-2018, Time: 18:06:41, ID: ST180307M1-7 PFC CS4 18C0608, Description: PFC CS4 18C0608

13C6-PFDA

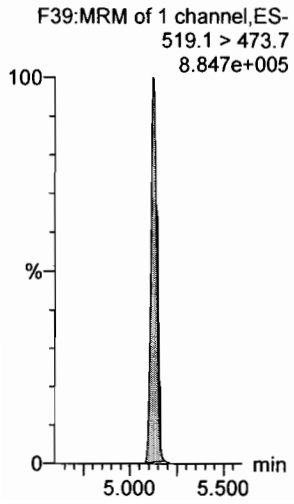

13C7-PFUdA

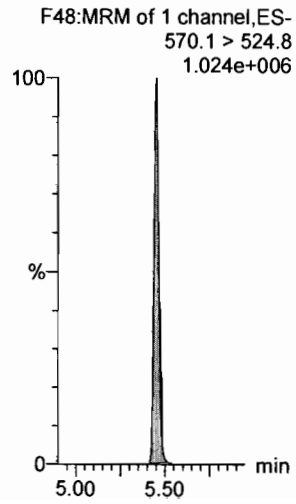

Dataset: F:\Projects\PFAS.PRO\Results\180307M1\180307M1-CRV_B.qld

Last Altered: Thursday, March 08, 2018 11:30:49 Pacific Standard Time
Printed: Thursday, March 08, 2018 11:35:52 Pacific Standard Time

Name: 180307M1_13, Date: 07-Mar-2018, Time: 18:18:12, ID: ST180307M1-8 PFC CS5 18C0609, Description: PFC CS5 18C0609

PFBA

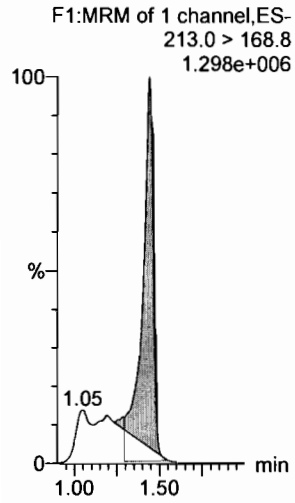

PFPeA

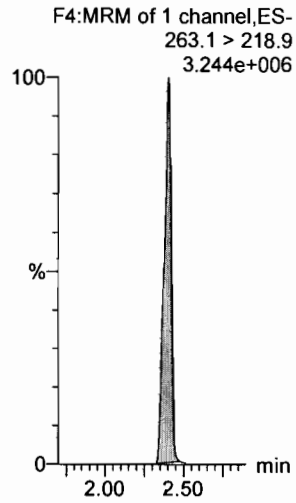

PFBS

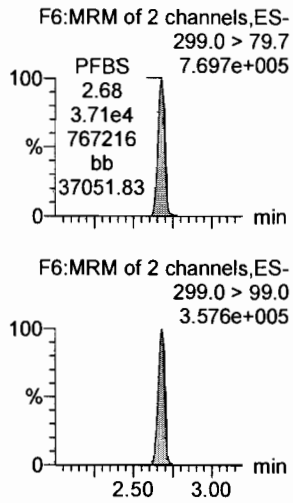

PFHxA

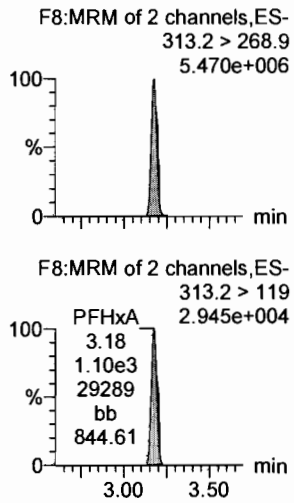

PFHpA

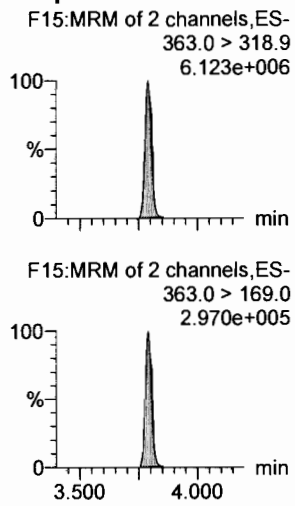

L-PFHxS

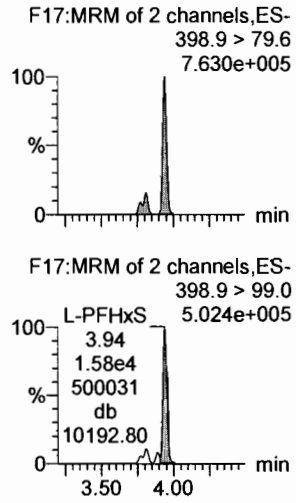

13C3-PFBA

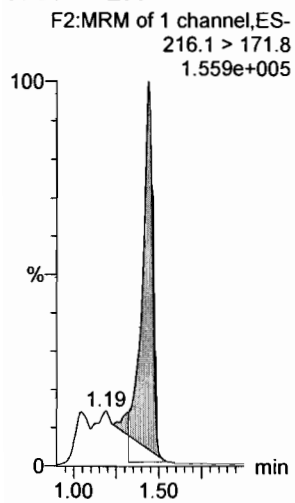

13C3-PFPeA

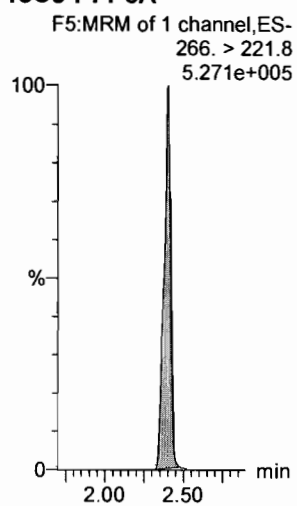

13C3-PFBS

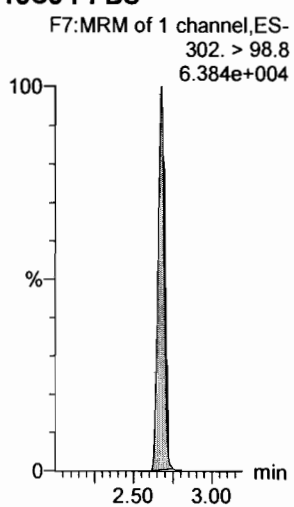

13C2-PFHxA



13C4-PFHpA

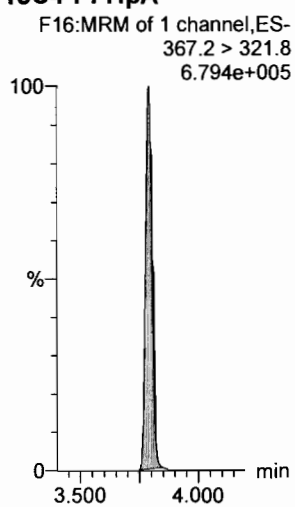

18O2-PFHxS

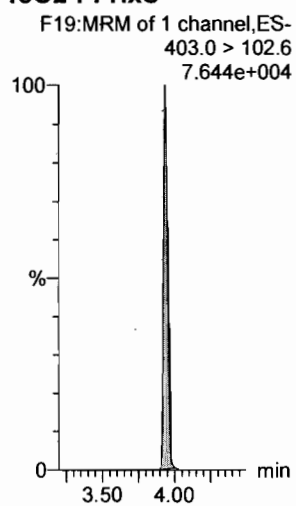

Dataset: F:\Projects\PFAS.PRO\Results\180307M1\180307M1-CRV_B.qld

Last Altered: Thursday, March 08, 2018 11:58:33 Pacific Standard Time
Printed: Thursday, March 08, 2018 12:01:16 Pacific Standard Time

Name: 180307M1_13, Date: 07-Mar-2018, Time: 18:18:12, ID: ST180307M1-8 PFC CS5 18C0609, Description: PFC CS5 18C0609

6:2 FTS

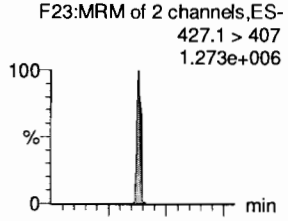

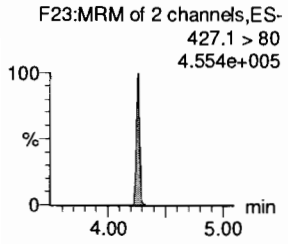

L-PFOA

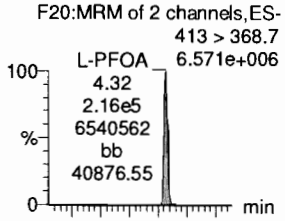

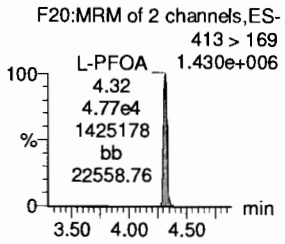

PFHpS

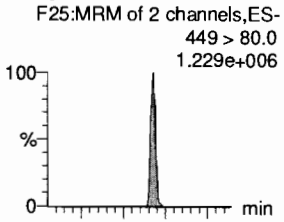

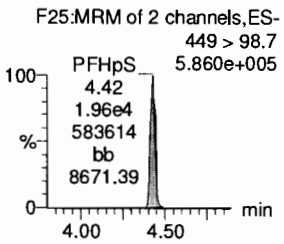

PFNA

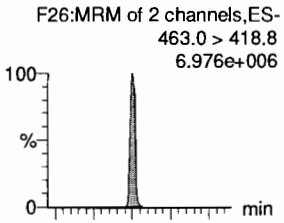

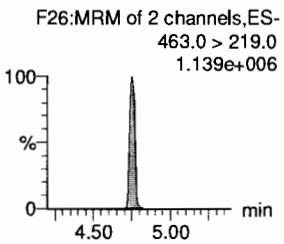

PFOSA

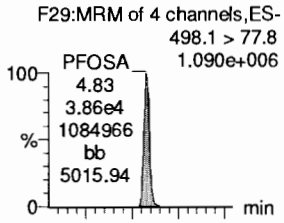

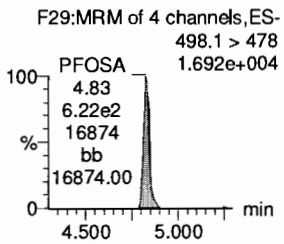

L-PFOS

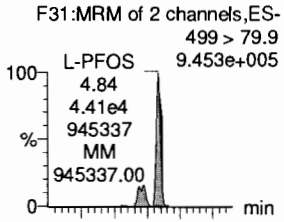

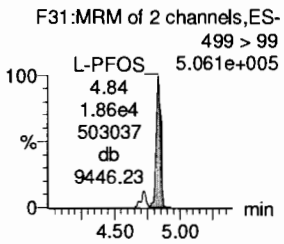

13C2-6:2 FTS

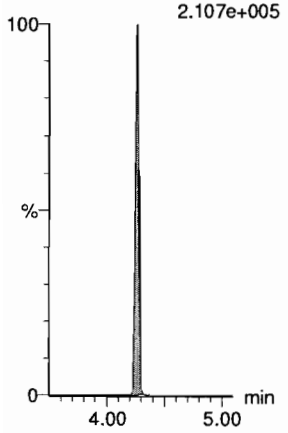

13C2-PFOA

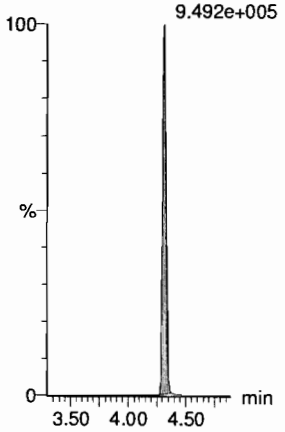

13C2-PFOA

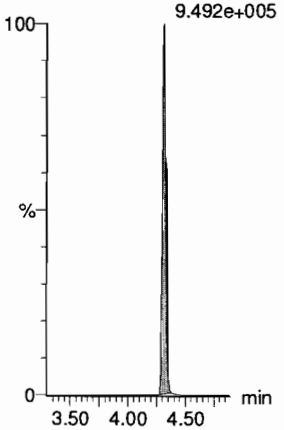

13C5-PFNA

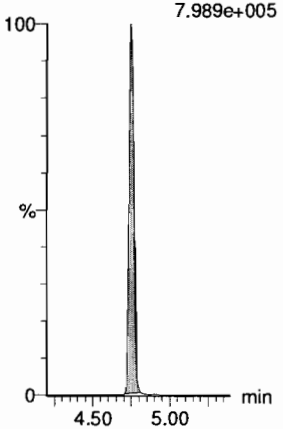

13C8-PFOSA

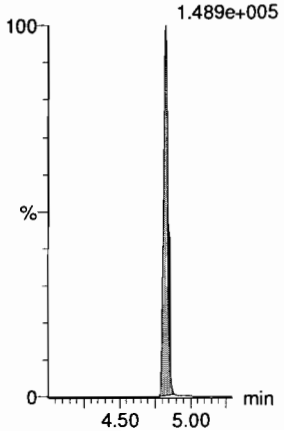

13C8-PFOS

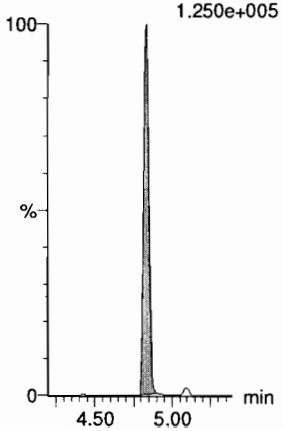

Dataset: F:\Projects\PFAS.PRO\Results\180307M1\180307M1-CRV_B.qld

Last Altered: Thursday, March 08, 2018 11:30:49 Pacific Standard Time
Printed: Thursday, March 08, 2018 11:35:52 Pacific Standard Time

Name: 180307M1_13, Date: 07-Mar-2018, Time: 18:18:12, ID: ST180307M1-8 PFC CS5 18C0609, Description: PFC CS5 18C0609

PFDA

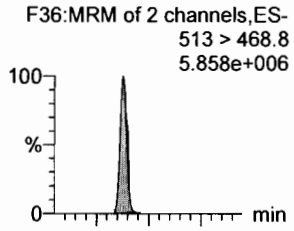

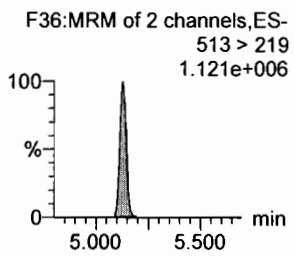

8:2 FTS

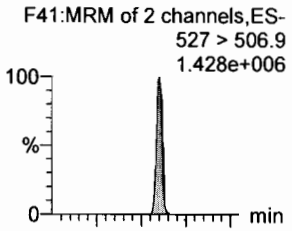

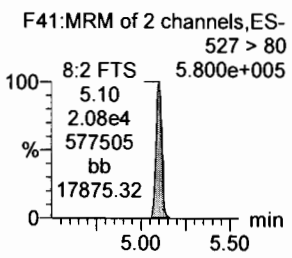

N-MeFOSAA

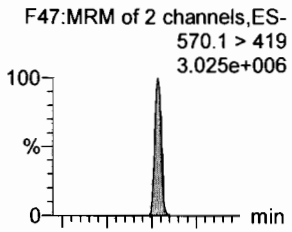

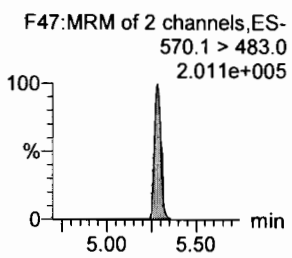

N-EtFOSAA

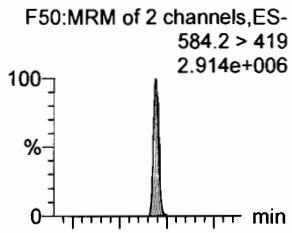

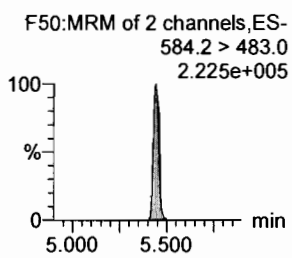

PFUdA

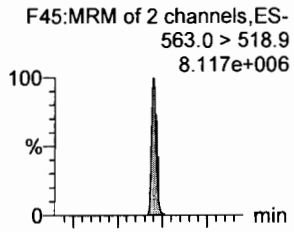

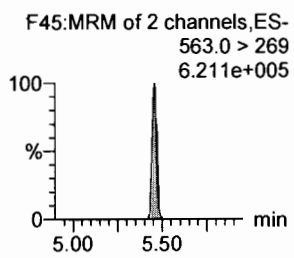

PFDS

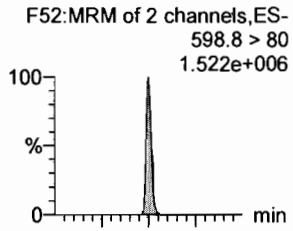

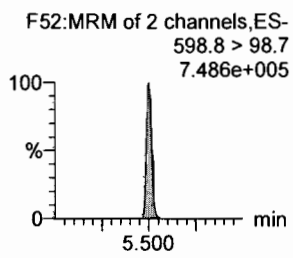

13C2-PFDA

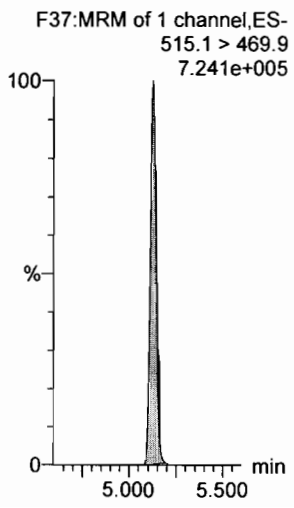

13C2-8:2 FTS

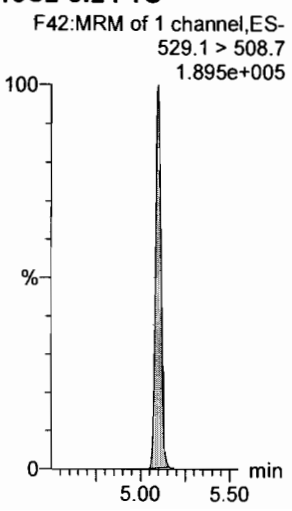

d3-N-MeFOSAA

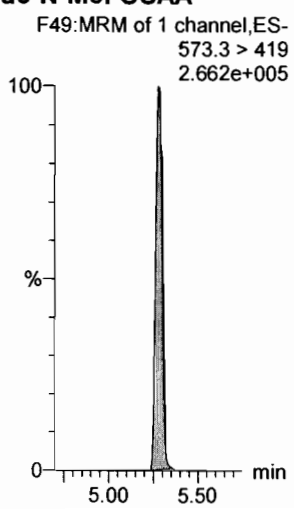

d5-N-EtFOSAA

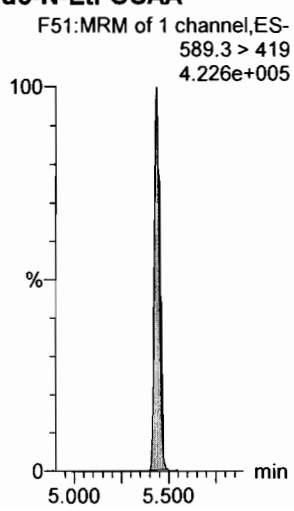

13C2-PFUdA



13C2-PFUdA



Dataset: F:\Projects\PFAS.PRO\Results\180307M1\180307M1-CRV_B.qld

Last Altered: Thursday, March 08, 2018 11:30:49 Pacific Standard Time
Printed: Thursday, March 08, 2018 11:35:52 Pacific Standard Time

Name: 180307M1_13, Date: 07-Mar-2018, Time: 18:18:12, ID: ST180307M1-8 PFC CS5 18C0609, Description: PFC CS5 18C0609

PFDoA

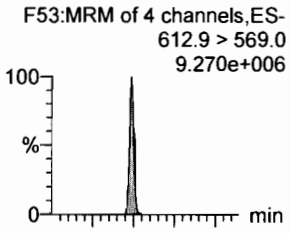

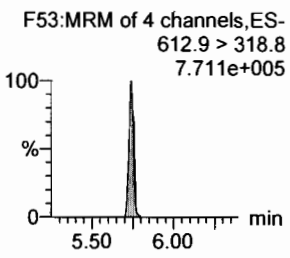

N-MeFOSA

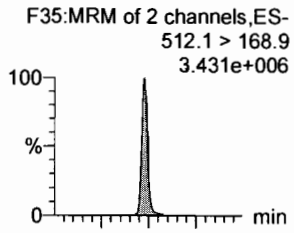

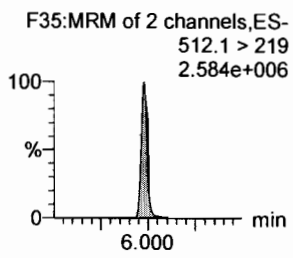

PFTrDA

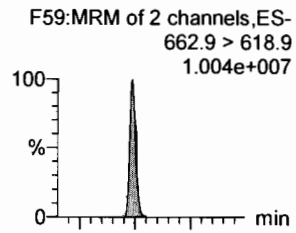

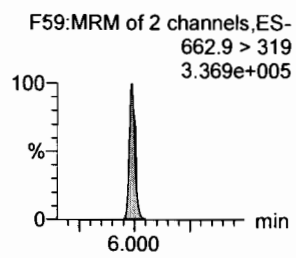

PFTeDA

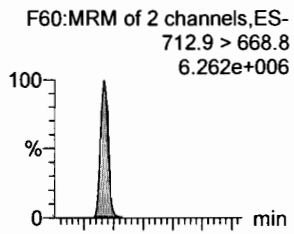

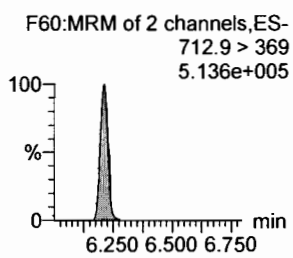

N-EtFOSA

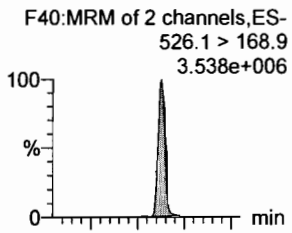

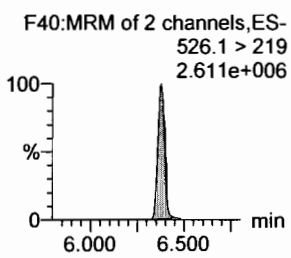

PFHxDA

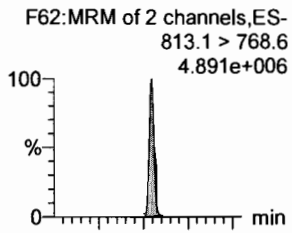

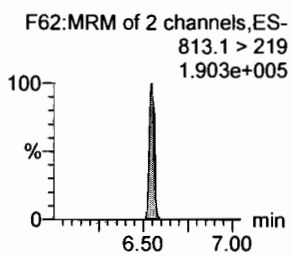

13C2-PFDoA

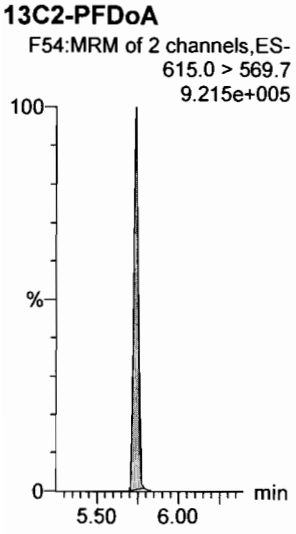

d3-N-MeFOSA

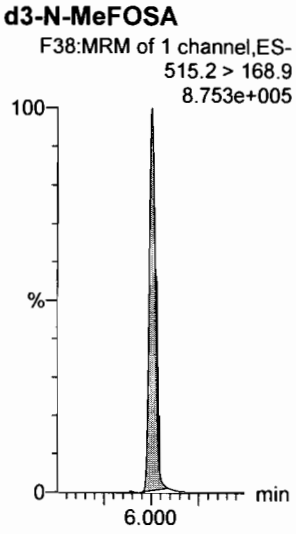

13C2-PFDoA



13C2-PFTeDA

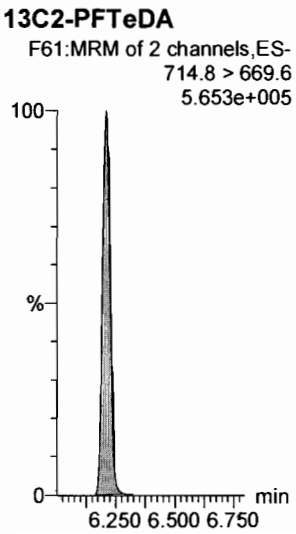

d5-N-ETFOSA

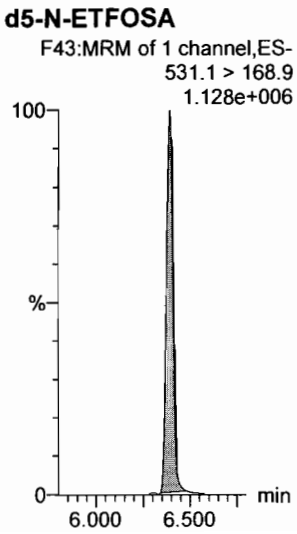

13C2-PFHxDA



Dataset: F:\Projects\PFAS.PRO\Results\180307M1\180307M1-CRV_B.qld

Last Altered: Thursday, March 08, 2018 11:30:49 Pacific Standard Time
Printed: Thursday, March 08, 2018 11:35:52 Pacific Standard Time

Name: 180307M1_13, Date: 07-Mar-2018, Time: 18:18:12, ID: ST180307M1-8 PFC CS5 18C0609, Description: PFC CS5 18C0609

PFODA
F64:MRM of 1 channel,ES-
913.1 > 868.8
9.547e+006



N-MeFOSE
F55:MRM of 1 channel,ES-
616.1 > 58.9
3.430e+006



N-EtFOSE
F57:MRM of 1 channel,ES-
630.1 > 58.9
3.589e+006

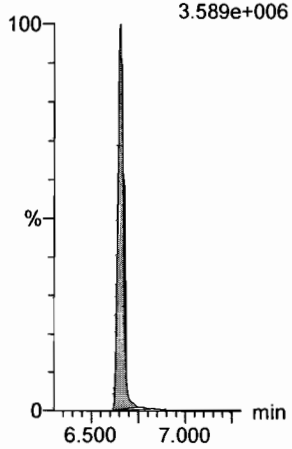

13C4-PFBA
F3:MRM of 1 channel,ES-
217. > 171.8
1.928e+005

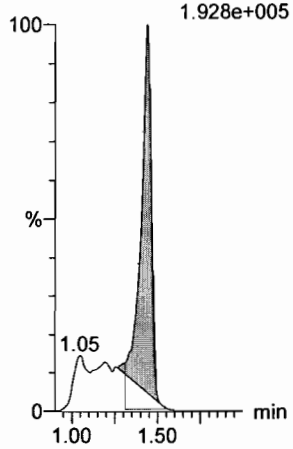

13C5-PFHxA
F10:MRM of 1 channel,ES-
318 > 272.9
8.249e+005



13C3-PFHxS
F18:MRM of 1 channel,ES-
401.9 > 79.9
2.054e+005

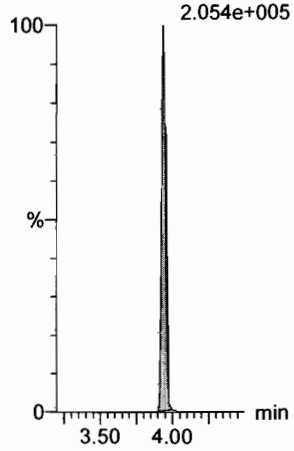

13C2-PFHxDA
F63:MRM of 1 channel,ES-
815 > 769.7
5.989e+005

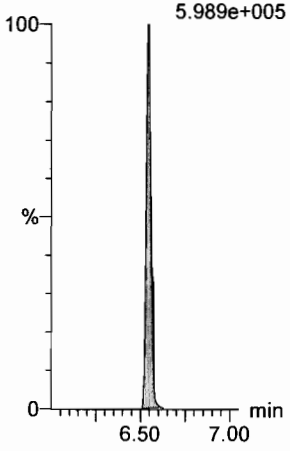

d7-N-MeFOSE
F56:MRM of 1 channel,ES-
623.1 > 58.9
1.174e+006

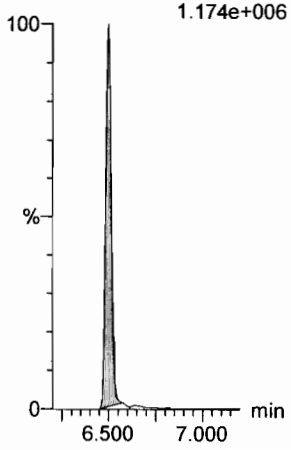

d9-N-EtFOSE
F58:MRM of 1 channel,ES-
639.2 > 58.8
1.190e+006

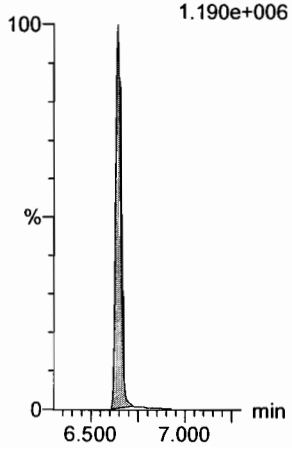

13C8-PFOA
F22:MRM of 1 channel,ES-
421.3 > 376
8.659e+005

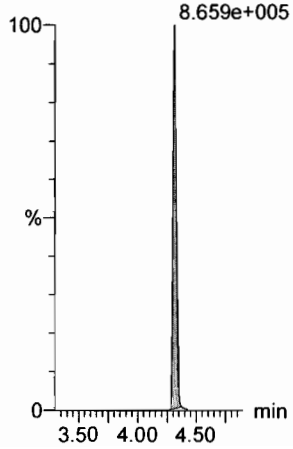

13C9-PFNA
F28:MRM of 1 channel,ES-
472.2 > 426.9
8.539e+005



13C4-PFOS
F32:MRM of 1 channel,ES-
503 > 79.9
1.632e+005

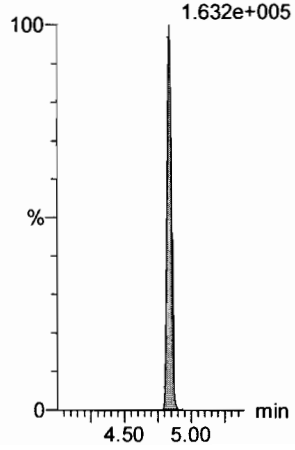

Dataset: F:\Projects\PFAS.PRO\Results\180307M1\180307M1-CRV_B.qld

Last Altered: Thursday, March 08, 2018 11:30:49 Pacific Standard Time
Printed: Thursday, March 08, 2018 11:35:52 Pacific Standard Time

Name: 180307M1_13, Date: 07-Mar-2018, Time: 18:18:12, ID: ST180307M1-8 PFC CS5 18C0609, Description: PFC CS5 18C0609

13C6-PFDA

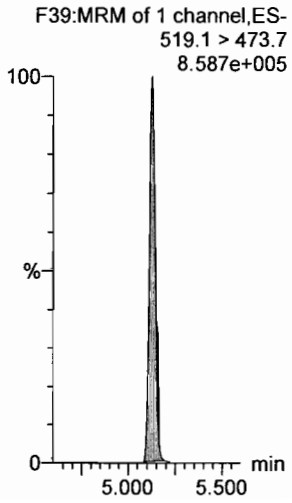

13C7-PFUdA

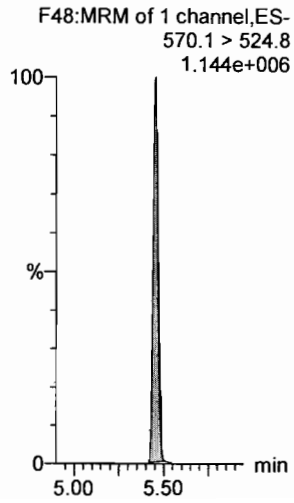

Dataset: F:\Projects\PFAS.PRO\Results\180307M1\180307M1-CRV_B.qld

Last Altered: Thursday, March 08, 2018 11:30:49 Pacific Standard Time
Printed: Thursday, March 08, 2018 11:35:52 Pacific Standard Time

Name: 180307M1_14, Date: 07-Mar-2018, Time: 18:29:40, ID: ST180307M1-9 PFC CS6 18C0610, Description: PFC CS6 18C0610

PFBA

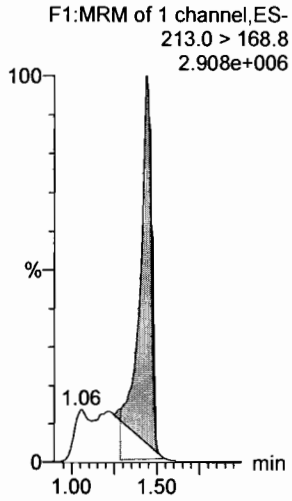

PFPeA

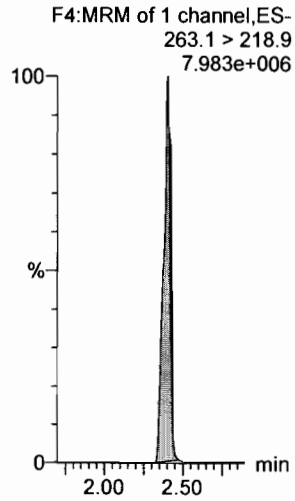

PFBS

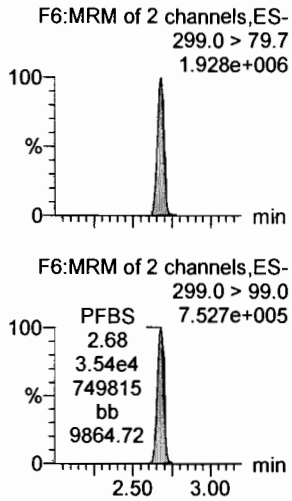

PFHxA

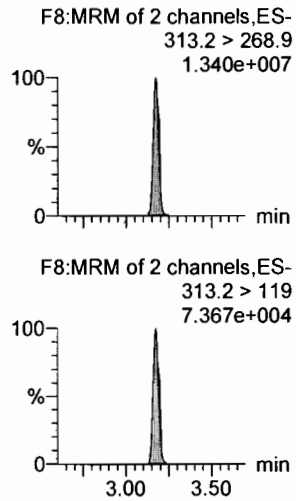

PFHpA

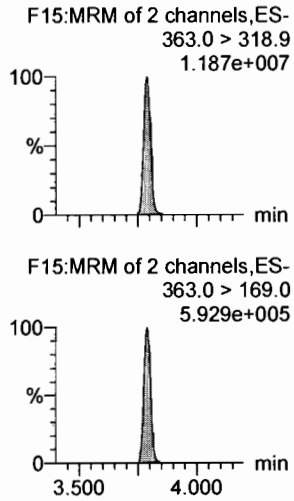

L-PFHxS

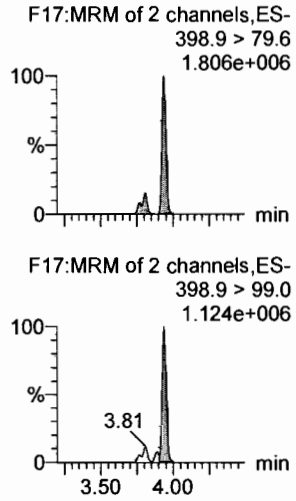

13C3-PFBA

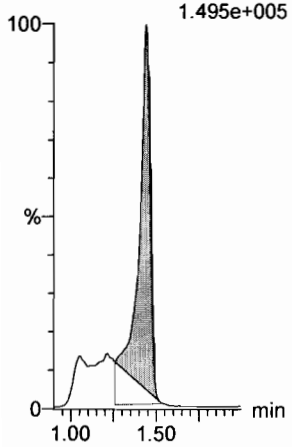

13C3-PFPeA

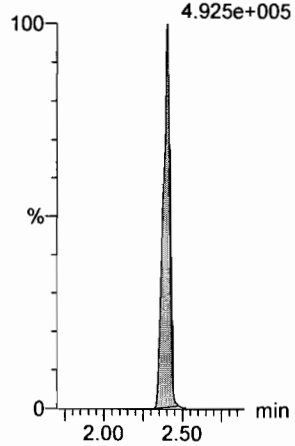

13C3-PFBS

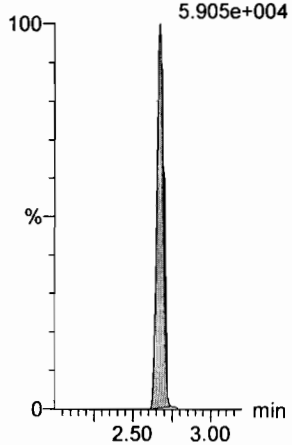

13C2-PFHxA

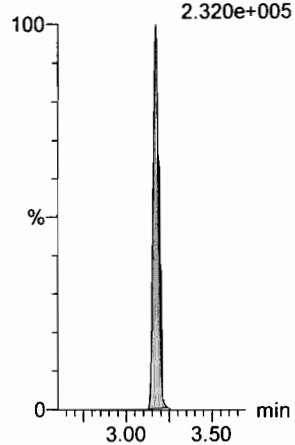

13C4-PFHpA

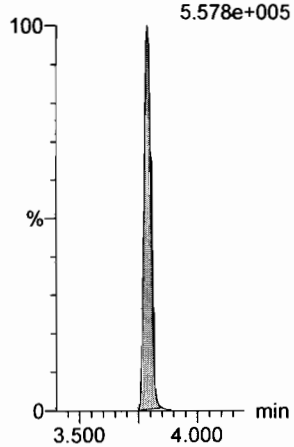

18O2-PFHxS

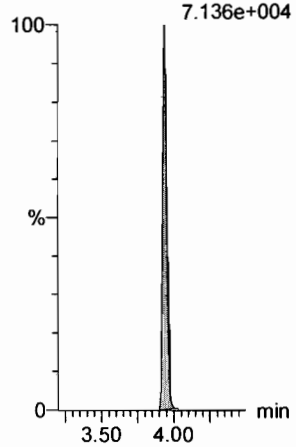

Dataset: F:\Projects\PFAS.PRO\Results\180307M1\180307M1-CRV_B.qld

Last Altered: Thursday, March 08, 2018 11:58:33 Pacific Standard Time
Printed: Thursday, March 08, 2018 12:01:16 Pacific Standard Time

Name: 180307M1_14, Date: 07-Mar-2018, Time: 18:29:40, ID: ST180307M1-9 PFC CS6 18C0610, Description: PFC CS6 18C0610

6:2 FTS

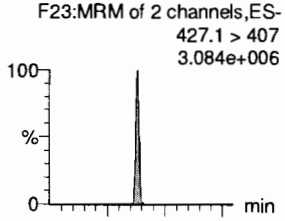

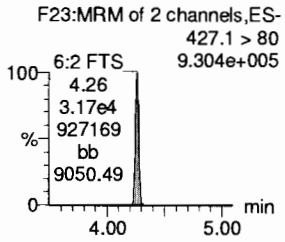

L-PFOA

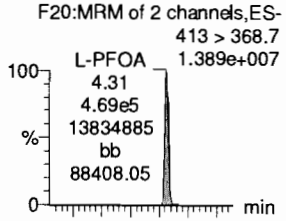

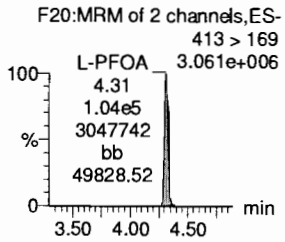

PFHpS

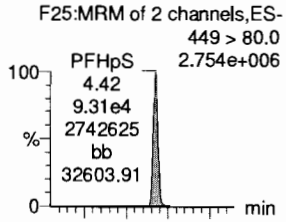

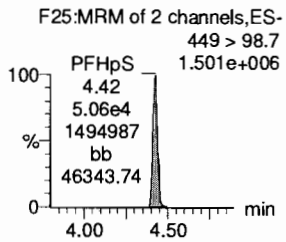

PFNA

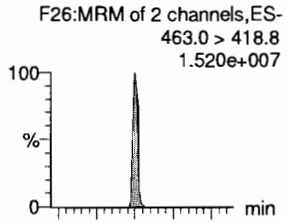

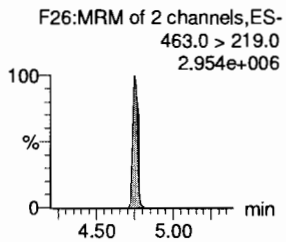

PFOSA

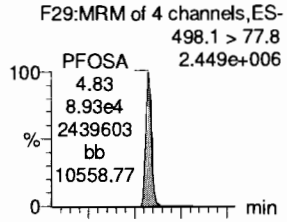

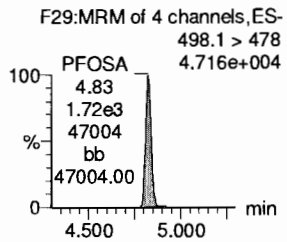

L-PFOS

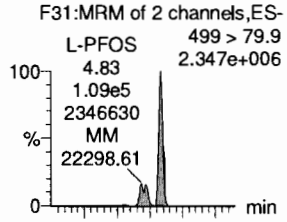

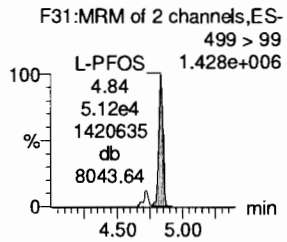

13C2-6:2 FTS

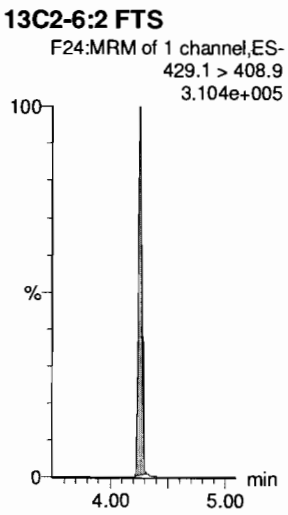

13C2-PFOA

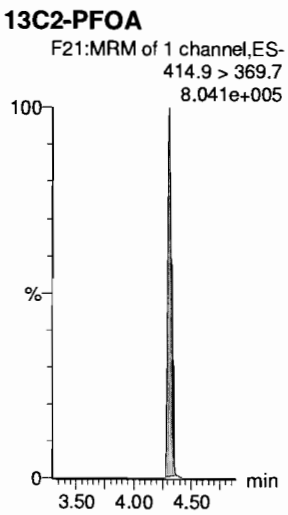

13C2-PFOA

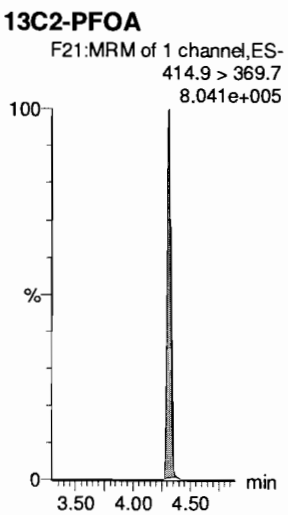

13C5-PFNA



13C8-PFOSA

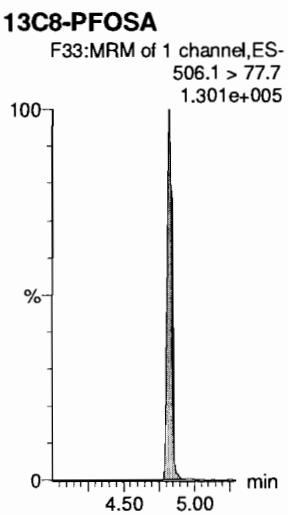

13C8-PFOS



Dataset: F:\Projects\PFAS.PRO\Results\180307M1\180307M1-CRV_B.qld

Last Altered: Thursday, March 08, 2018 11:30:49 Pacific Standard Time
Printed: Thursday, March 08, 2018 11:35:52 Pacific Standard Time

Name: 180307M1_14, Date: 07-Mar-2018, Time: 18:29:40, ID: ST180307M1-9 PFC CS6 18C0610, Description: PFC CS6 18C0610

PFDA

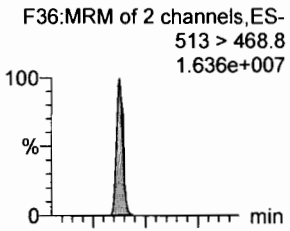

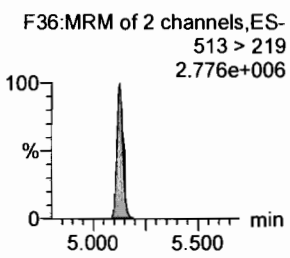

8:2 FTS

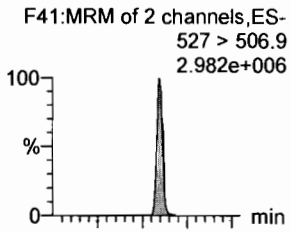

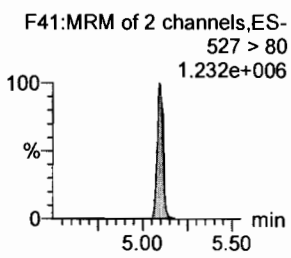

N-MeFOSAA

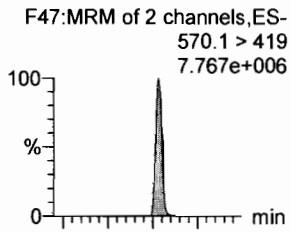

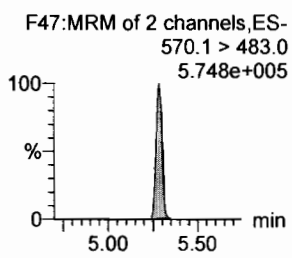

N-EtFOSAA

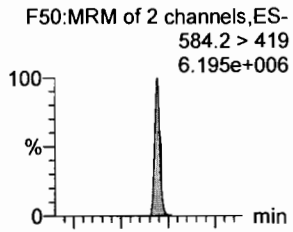

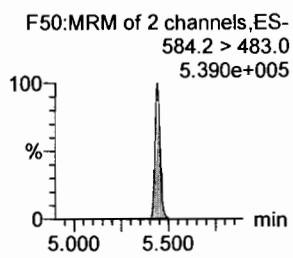

PFUdA

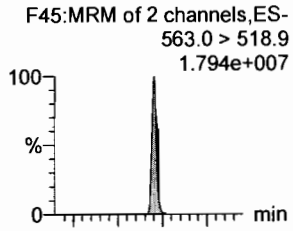

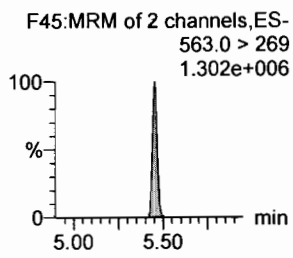

PFDS

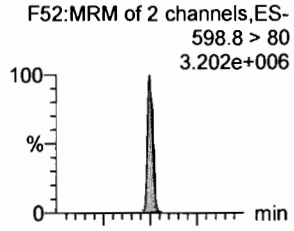

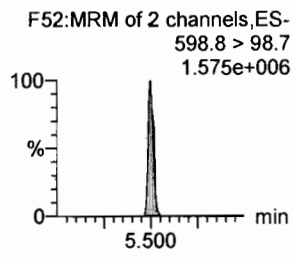

13C2-PFDA

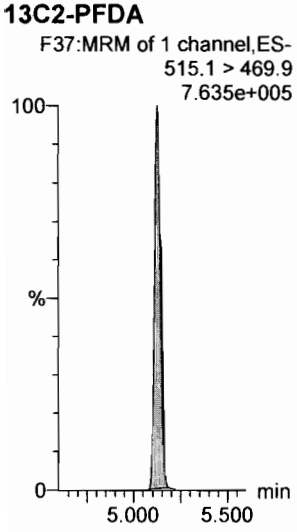

13C2-8:2 FTS

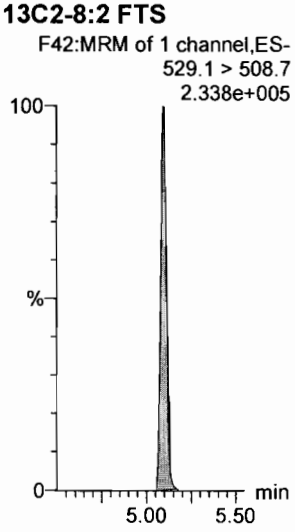

d3-N-MeFOSAA

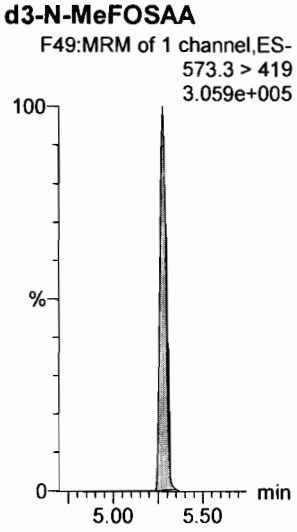

d5-N-EtFOSAA

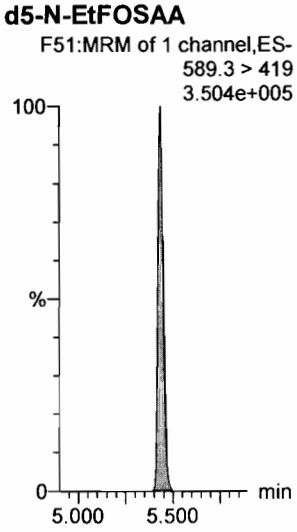

13C2-PFUdA

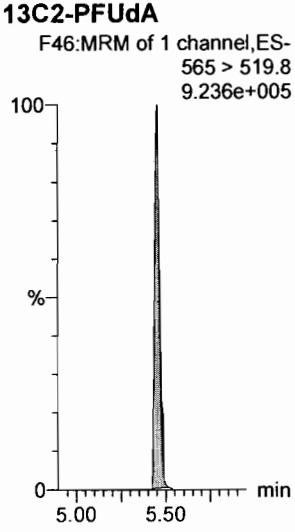

13C2-PFUdA



Dataset: F:\Projects\PFAS.PRO\Results\180307M1\180307M1-CRV_B.qld

Last Altered: Thursday, March 08, 2018 11:30:49 Pacific Standard Time
Printed: Thursday, March 08, 2018 11:35:52 Pacific Standard Time

Name: 180307M1_14, Date: 07-Mar-2018, Time: 18:29:40, ID: ST180307M1-9 PFC CS6 18C0610, Description: PFC CS6 18C0610

PFDoA

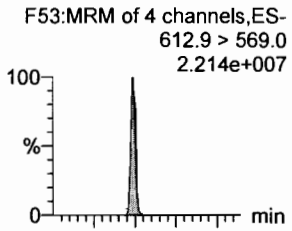

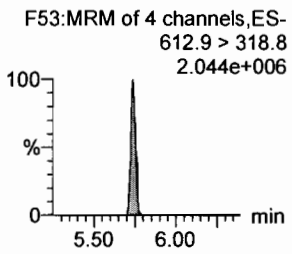

N-MeFOSA

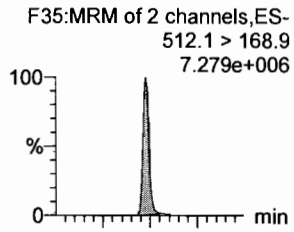

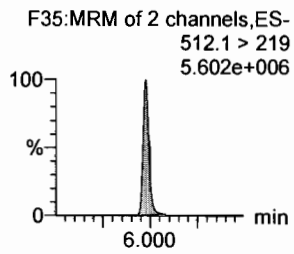

PFTrDA

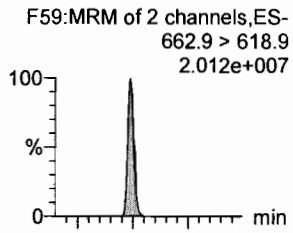

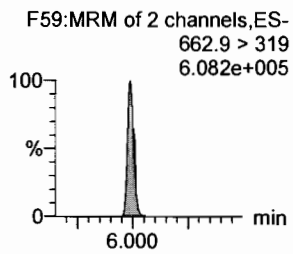

PFTeDA

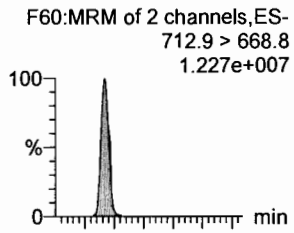

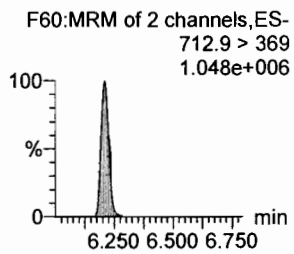

N-EtFOSA

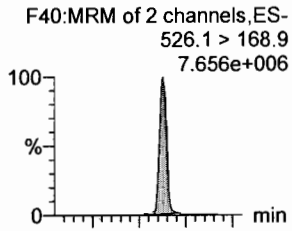

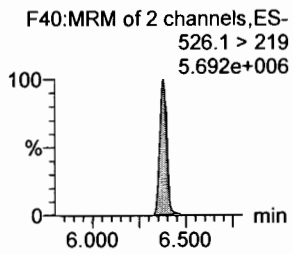

PFHxDA

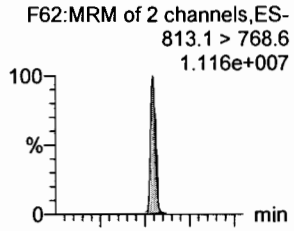

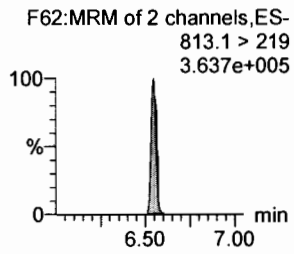

13C2-PFDoA

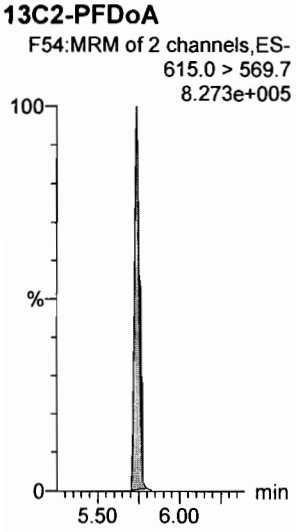

d3-N-MeFOSA

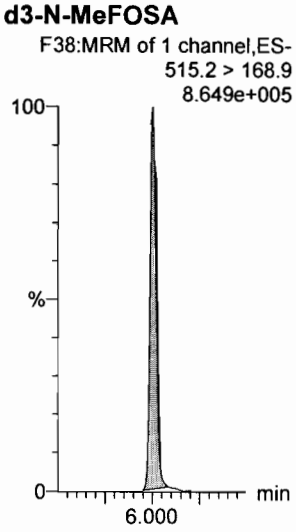

13C2-PFDoA

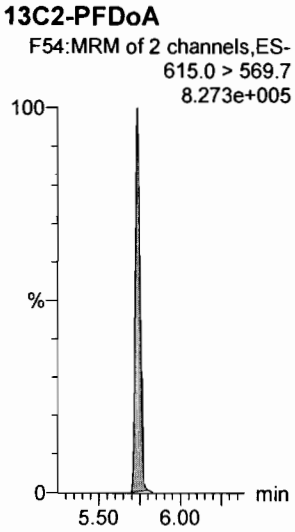

13C2-PFTeDA

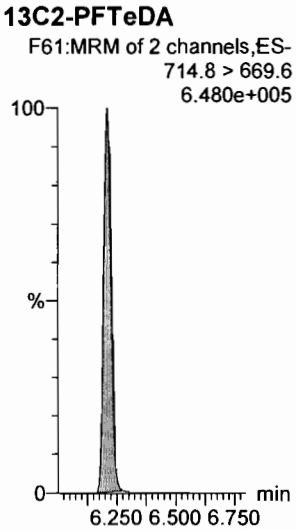

d5-N-ETFOSA

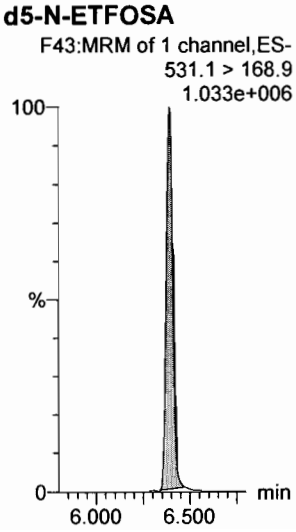

13C2-PFHxDA



Dataset: F:\Projects\PFAS.PRO\Results\180307M1\180307M1-CRV_B.qld

Last Altered: Thursday, March 08, 2018 11:30:49 Pacific Standard Time
Printed: Thursday, March 08, 2018 11:35:52 Pacific Standard Time

Name: 180307M1_14, Date: 07-Mar-2018, Time: 18:29:40, ID: ST180307M1-9 PFC CS6 18C0610, Description: PFC CS6 18C0610

PFODA
F64:MRM of 1 channel,ES-
913.1 > 868.8
2.130e+007

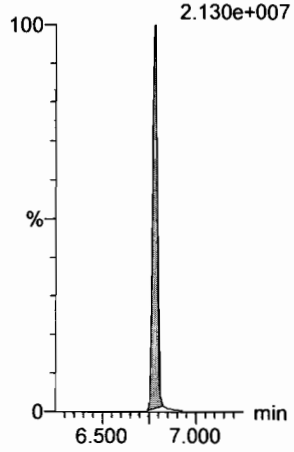

N-MeFOSE
F55:MRM of 1 channel,ES-
616.1 > 58.9
8.153e+006

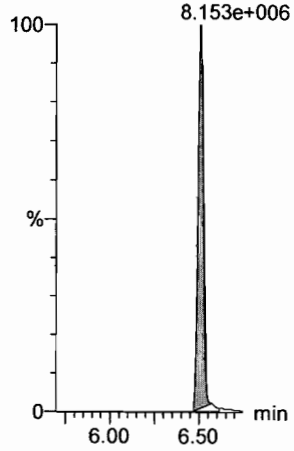

N-EtFOSE
F57:MRM of 1 channel,ES-
630.1 > 58.9
9.735e+006

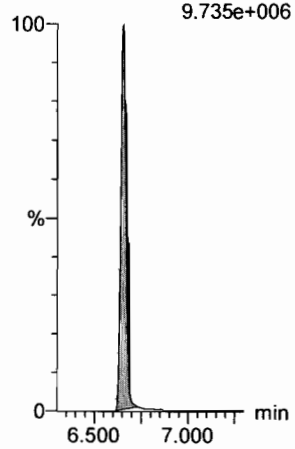

13C4-PFBA
F3:MRM of 1 channel,ES-
217. > 171.8
1.769e+005

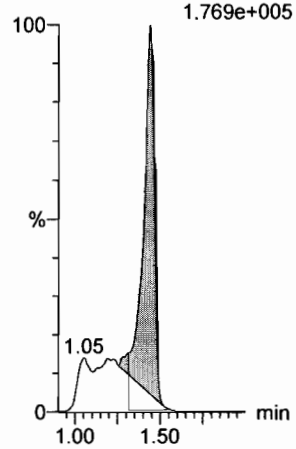

13C5-PFHxA
F10:MRM of 1 channel,ES-
318 > 272.9
8.279e+005

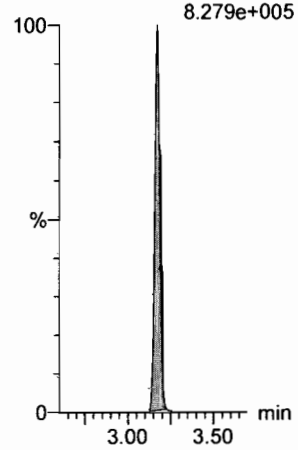

13C3-PFHxS
F18:MRM of 1 channel,ES-
401.9 > 79.9
1.689e+005

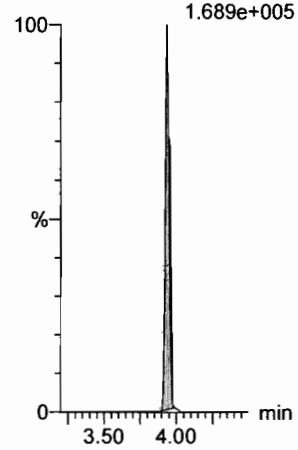

13C2-PFHxDA
F63:MRM of 1 channel,ES-
815 > 769.7
6.154e+005

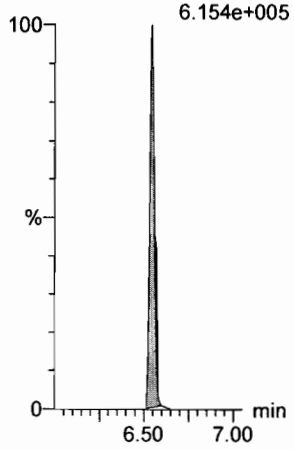

d7-N-MeFOSE
F56:MRM of 1 channel,ES-
623.1 > 58.9
1.073e+006

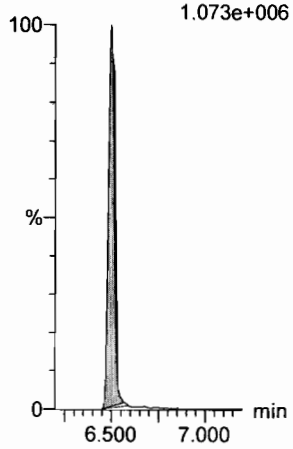

d9-N-EtFOSE
F58:MRM of 1 channel,ES-
639.2 > 58.8
9.573e+005

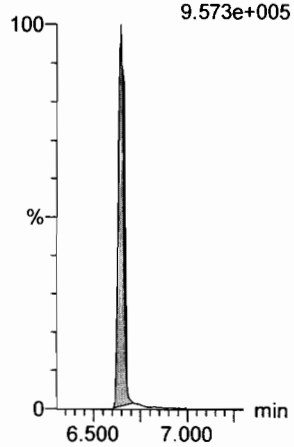

13C8-PFOA
F22:MRM of 1 channel,ES-
421.3 > 376
8.432e+005

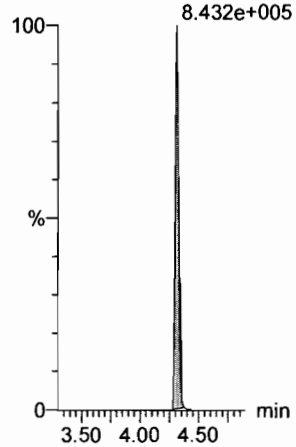

13C9-PFNA
F28:MRM of 1 channel,ES-
472.2 > 426.9
8.581e+005

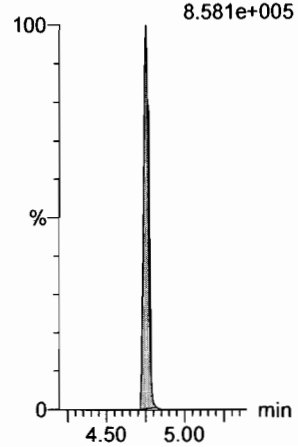

13C4-PFOS
F32:MRM of 1 channel,ES-
503 > 79.9
1.588e+005

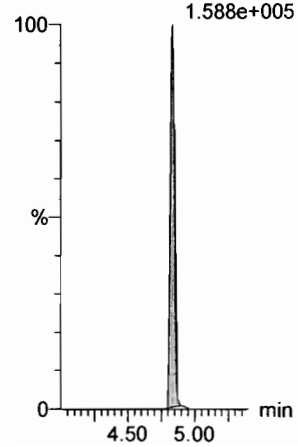

Dataset: F:\Projects\PFAS.PRO\Results\180307M1\180307M1-CRV_B.qld

Last Altered: Thursday, March 08, 2018 11:30:49 Pacific Standard Time
Printed: Thursday, March 08, 2018 11:35:52 Pacific Standard Time

Name: 180307M1_14, Date: 07-Mar-2018, Time: 18:29:40, ID: ST180307M1-9 PFC CS6 18C0610, Description: PFC CS6 18C0610

13C6-PFDA

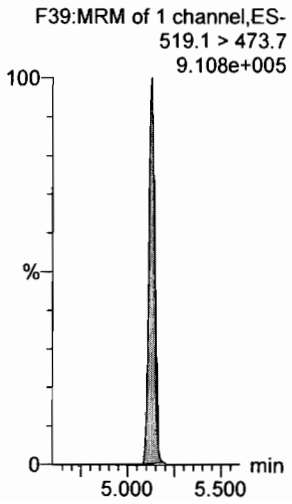

13C7-PFUdA

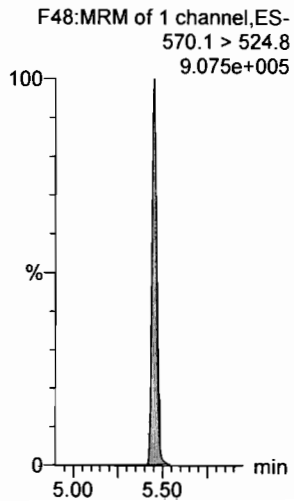

Dataset: F:\Projects\PFAS.PRO\Results\180307M1\180307M1-CRV_B.qld

Last Altered: Thursday, March 08, 2018 11:30:49 Pacific Standard Time
Printed: Thursday, March 08, 2018 11:35:52 Pacific Standard Time

Name: 180307M1_15, Date: 07-Mar-2018, Time: 18:41:09, ID: ST180307M1-10 PFC CS7 18C0611, Description: PFC CS7 18C0611

PFBA

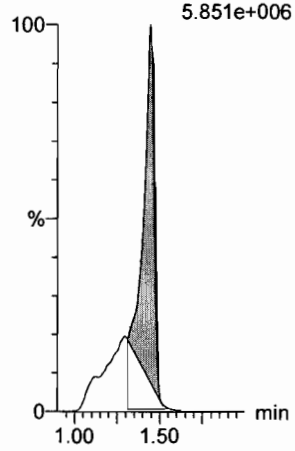

PFPeA

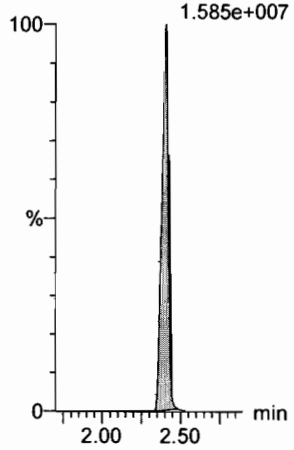

PFBS

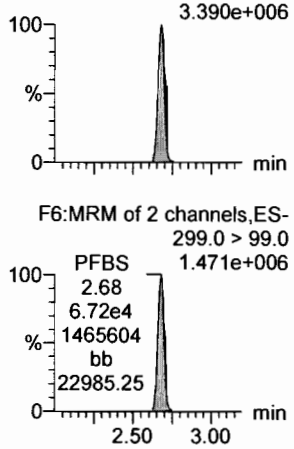

PFHxA

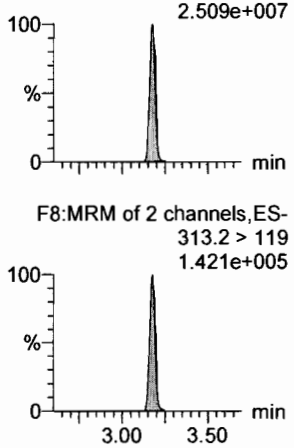

PFHpA

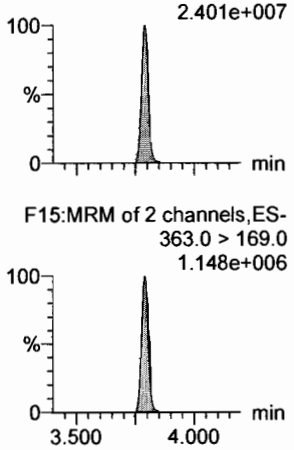

L-PFHxS

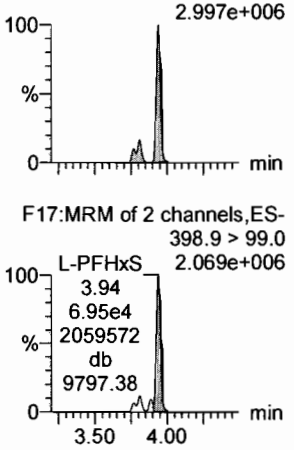

13C3-PFBA

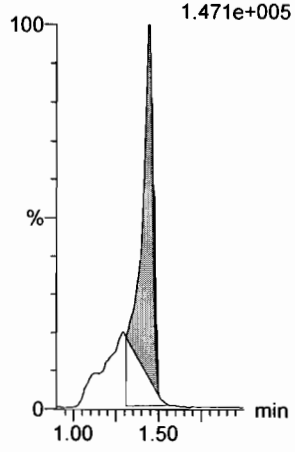

13C3-PFPeA

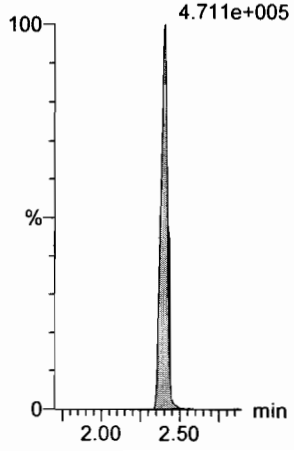

13C3-PFBS

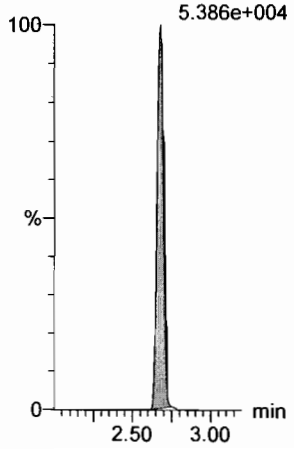

13C2-PFHxA

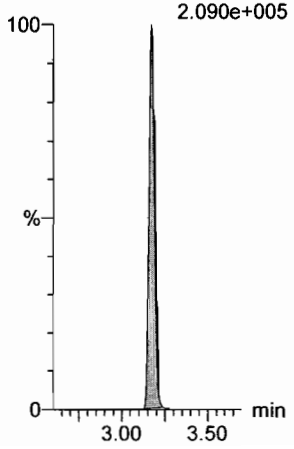

13C4-PFHpA

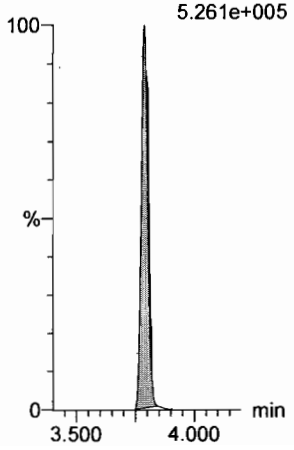

18O2-PFHxS

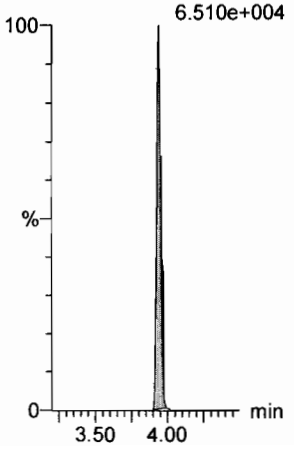

Dataset: F:\Projects\PFAS.PRO\Results\180307M1\180307M1-CRV_B.qld

Last Altered: Thursday, March 08, 2018 11:58:33 Pacific Standard Time
Printed: Thursday, March 08, 2018 12:01:16 Pacific Standard Time

Name: 180307M1_15, Date: 07-Mar-2018, Time: 18:41:09, ID: ST180307M1-10 PFC CS7 18C0611, Description: PFC CS7 18C0611

6:2 FTS

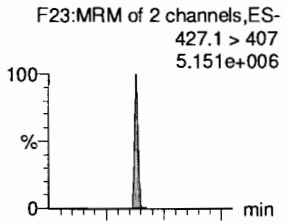

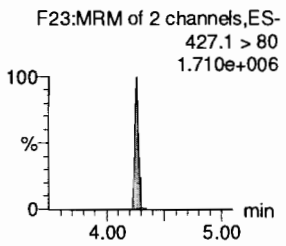

L-PFOA

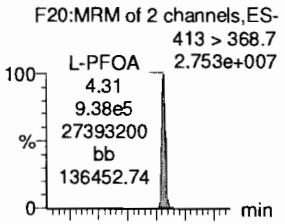

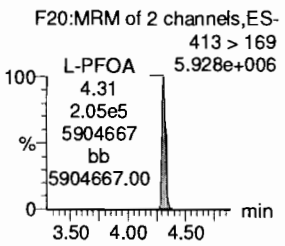

PFHpS

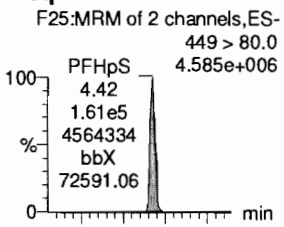

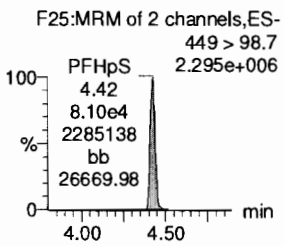

PFNA

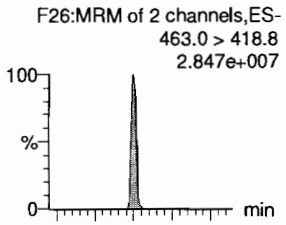

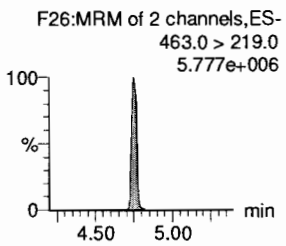

PFOSA

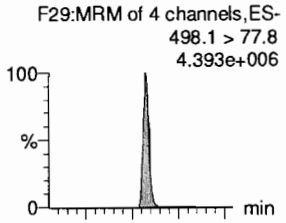

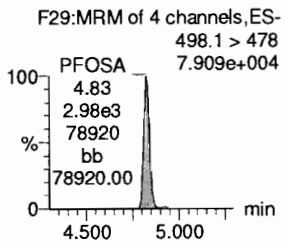

L-PFOS

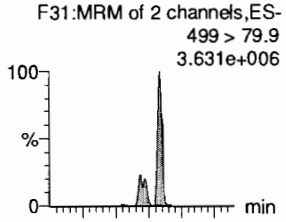

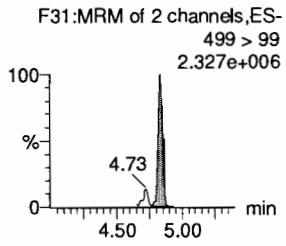

13C2-6:2 FTS

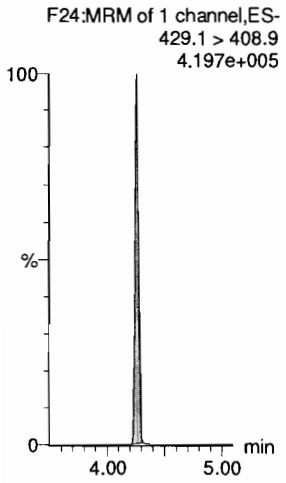

13C2-PFOA

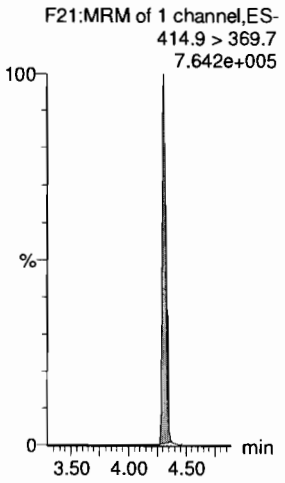

13C2-PFOA

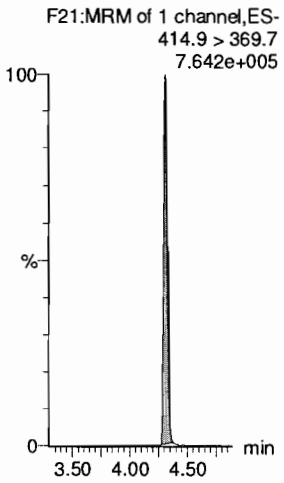

13C5-PFNA

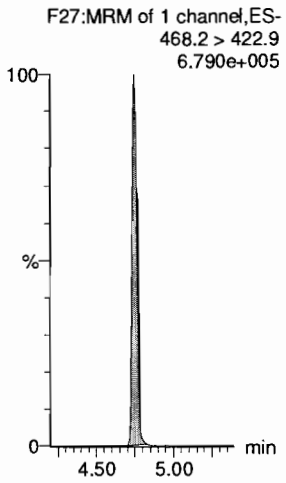

13C8-PFOSA

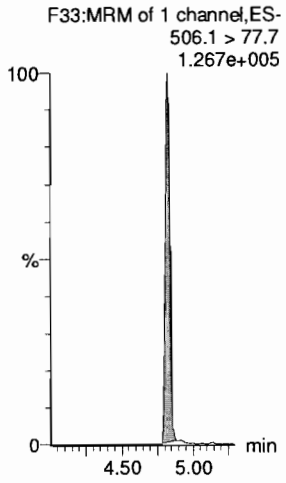

13C8-PFOS

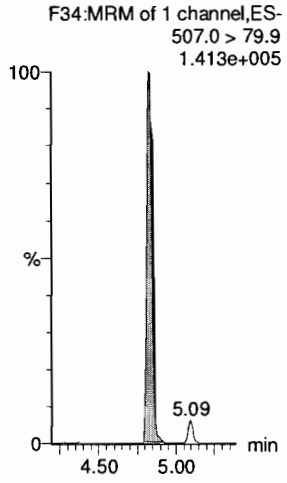

Dataset: F:\Projects\PFAS.PRO\Results\180307M1\180307M1-CRV_B.qld

Last Altered: Thursday, March 08, 2018 11:30:49 Pacific Standard Time
Printed: Thursday, March 08, 2018 11:35:52 Pacific Standard Time

Name: 180307M1_15, Date: 07-Mar-2018, Time: 18:41:09, ID: ST180307M1-10 PFC CS7 18C0611, Description: PFC CS7 18C0611

PFDA

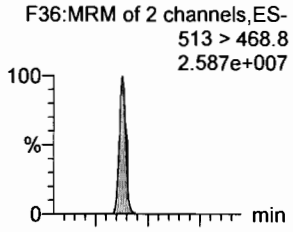

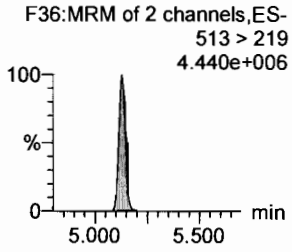

8:2 FTS

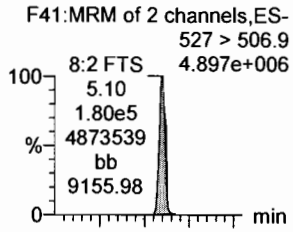

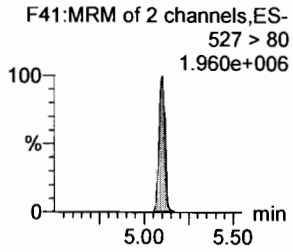

N-MeFOSAA

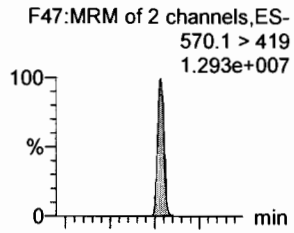

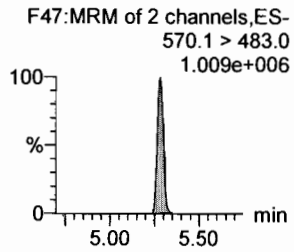

N-EtFOSAA

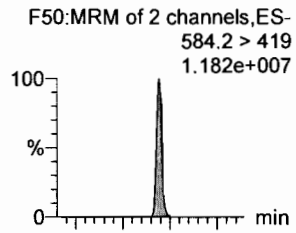

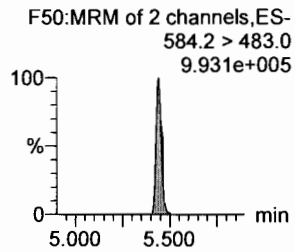

PFUdA

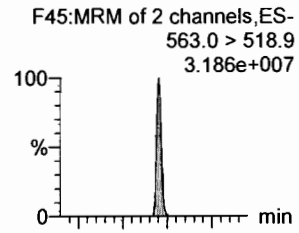

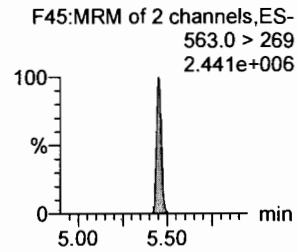

PFDS

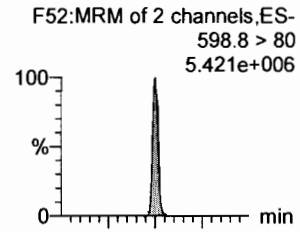

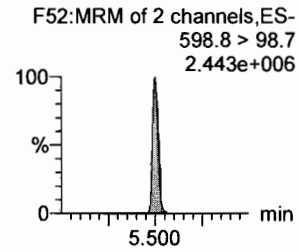

13C2-PFDA

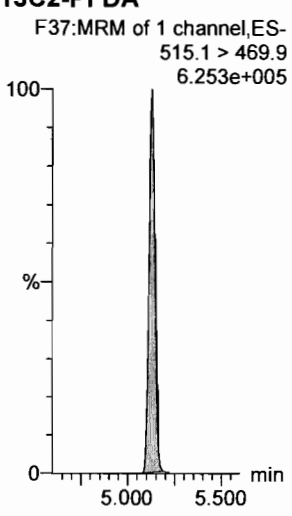

13C2-8:2 FTS

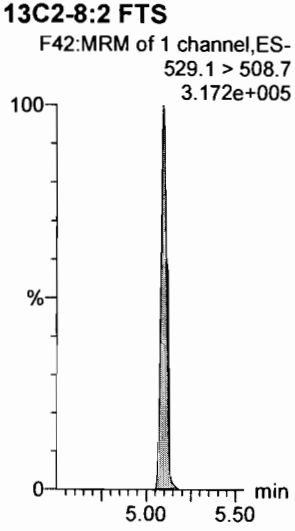

d3-N-MeFOSAA

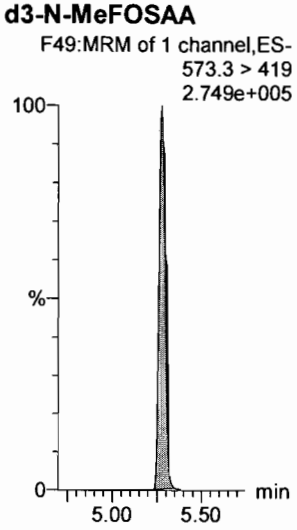

d5-N-EtFOSAA

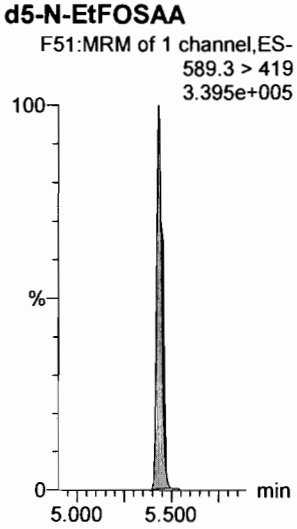

13C2-PFUdA

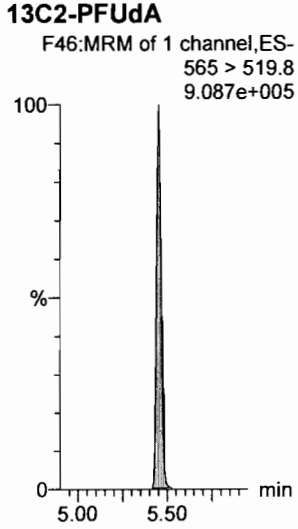

13C2-PFUdA

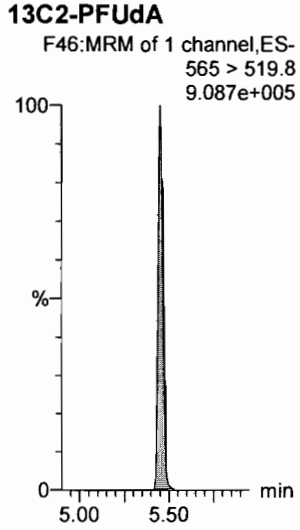

Dataset: F:\Projects\PFAS.PRO\Results\180307M1\180307M1-CRV_B.qld

Last Altered: Thursday, March 08, 2018 11:30:49 Pacific Standard Time
Printed: Thursday, March 08, 2018 11:35:52 Pacific Standard Time

Name: 180307M1_15, Date: 07-Mar-2018, Time: 18:41:09, ID: ST180307M1-10 PFC CS7 18C0611, Description: PFC CS7 18C0611

PFDoA

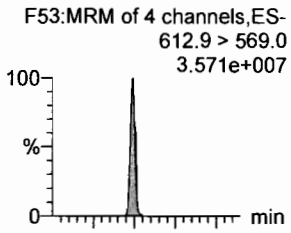

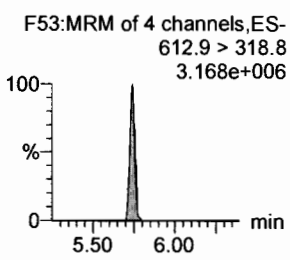

N-MeFOSA

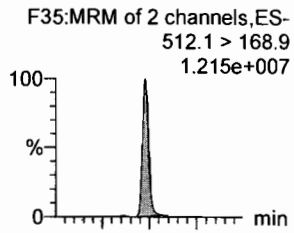

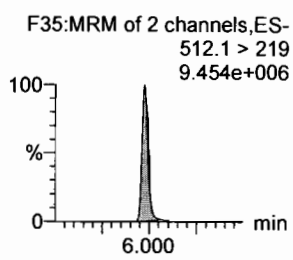

PFTrDA

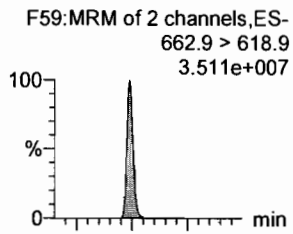

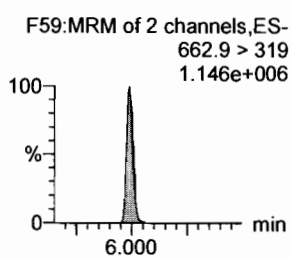

PFTeDA

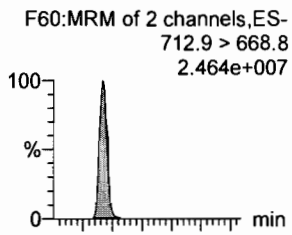

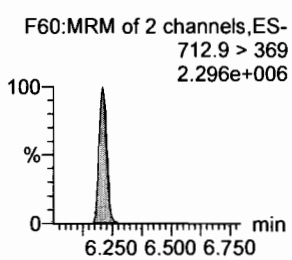

N-EtFOSA

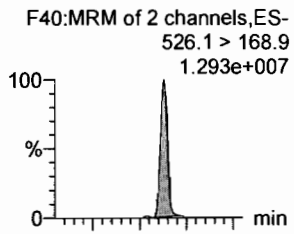

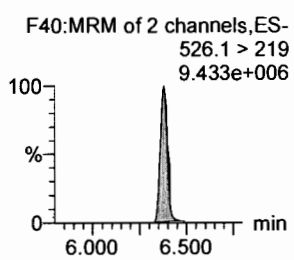

PFHxDA

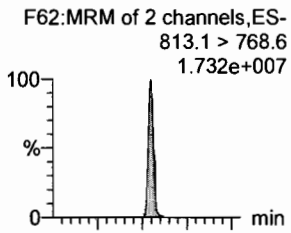

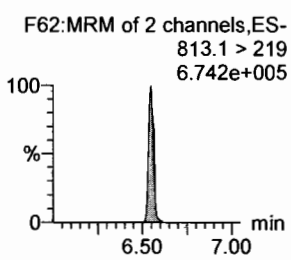

13C2-PFDoA

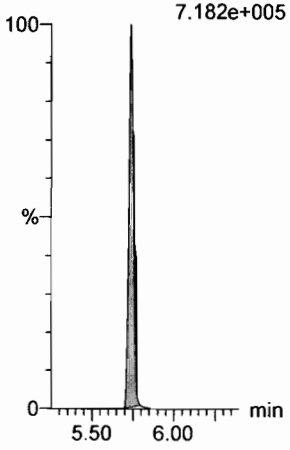

d3-N-MeFOSA

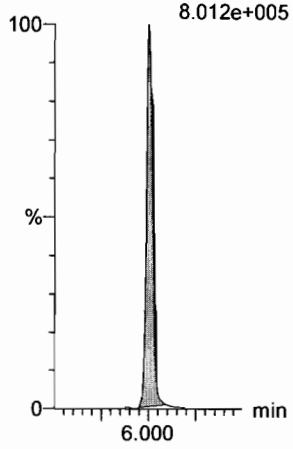

13C2-PFDoA

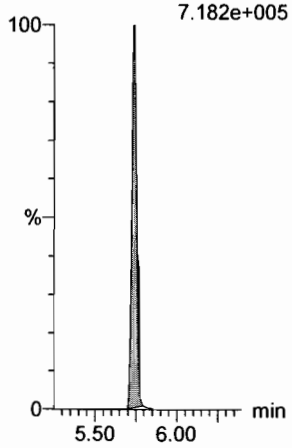

13C2-PFTeDA

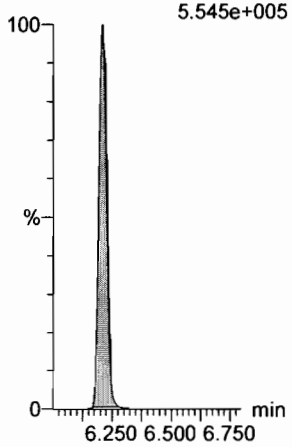

d5-N-ETFOSA

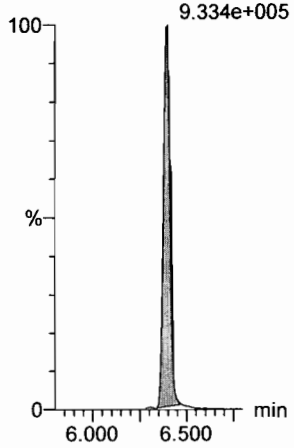

13C2-PFHxDA



Dataset: F:\Projects\PFAS.PRO\Results\180307M1\180307M1-CRV_B.qld

Last Altered: Thursday, March 08, 2018 11:30:49 Pacific Standard Time
Printed: Thursday, March 08, 2018 11:35:52 Pacific Standard Time

Name: 180307M1_15, Date: 07-Mar-2018, Time: 18:41:09, ID: ST180307M1-10 PFC CS7 18C0611, Description: PFC CS7 18C0611

PFODA
F64:MRM of 1 channel,ES-
913.1 > 868.8
3.558e+007



N-MeFOSE
F55:MRM of 1 channel,ES-
616.1 > 58.9
1.819e+007

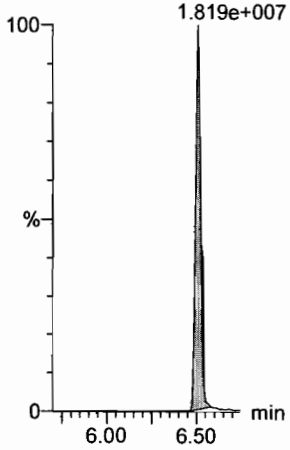

N-EtFOSE
F57:MRM of 1 channel,ES-
630.1 > 58.9
1.724e+007

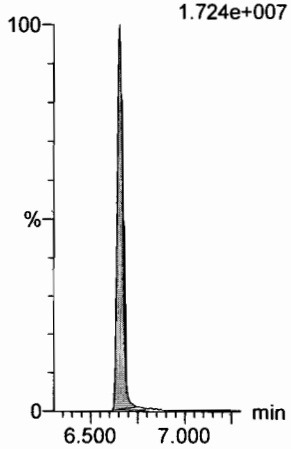

13C4-PFBA
F3:MRM of 1 channel,ES-
217. > 171.8
1.784e+005

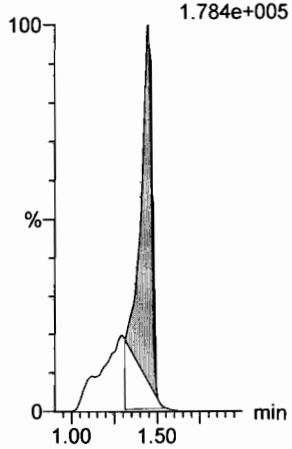

13C5-PFHxA
F10:MRM of 1 channel,ES-
318 > 272.9
7.541e+005

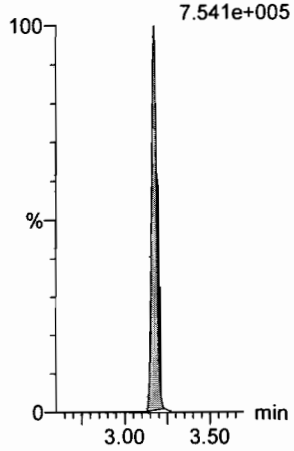

13C3-PFHxS
F18:MRM of 1 channel,ES-
401.9 > 79.9
1.442e+005

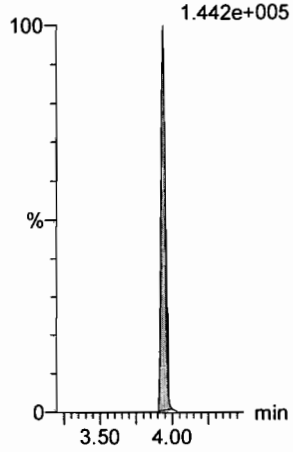

13C2-PFHxDA
F63:MRM of 1 channel,ES-
815 > 769.7
5.771e+005

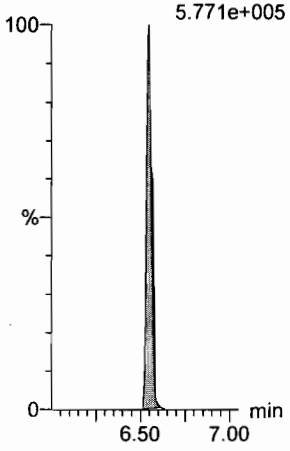

d7-N-MeFOSE
F56:MRM of 1 channel,ES-
623.1 > 58.9
8.595e+005

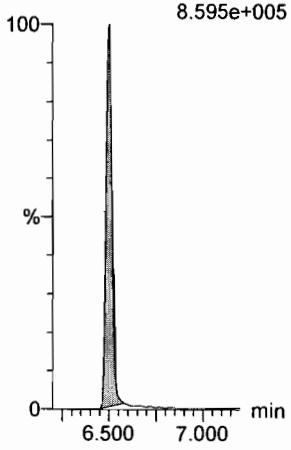

d9-N-EtFOSE
F58:MRM of 1 channel,ES-
639.2 > 58.8
1.007e+006

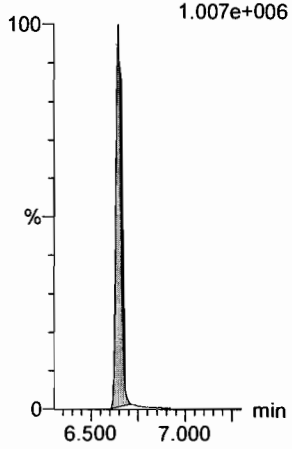

13C8-PFOA
F22:MRM of 1 channel,ES-
421.3 > 376
7.327e+005

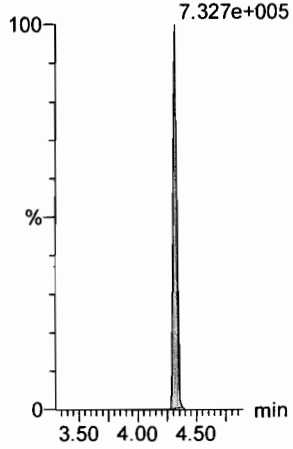

13C9-PFNA
F28:MRM of 1 channel,ES-
472.2 > 426.9
7.619e+005

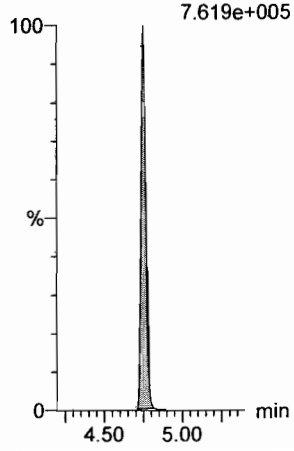

13C4-PFOS
F32:MRM of 1 channel,ES-
503 > 79.9
1.610e+005

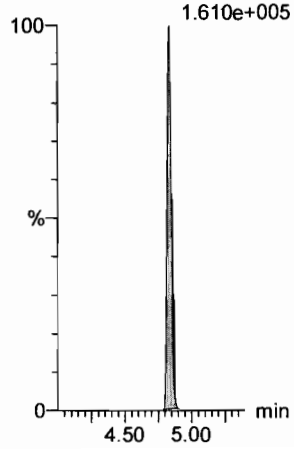

Dataset: F:\Projects\PFAS.PRO\Results\180307M1\180307M1-CRV_B.qld

Last Altered: Thursday, March 08, 2018 11:30:49 Pacific Standard Time
Printed: Thursday, March 08, 2018 11:35:52 Pacific Standard Time

Name: 180307M1_15, Date: 07-Mar-2018, Time: 18:41:09, ID: ST180307M1-10 PFC CS7 18C0611, Description: PFC CS7 18C0611

13C6-PFDA

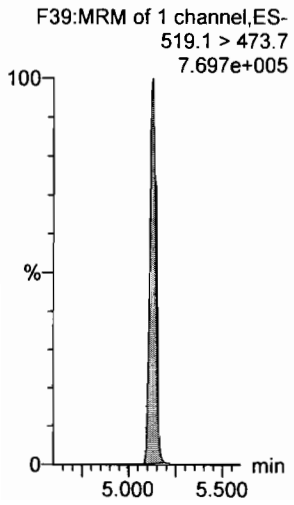

13C7-PFUdA

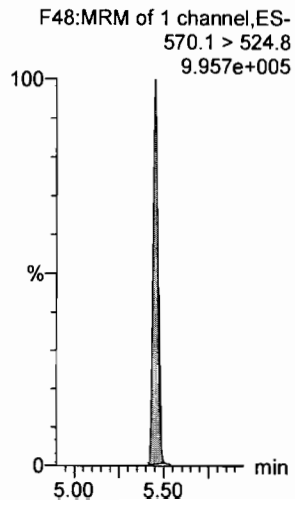

Vista Analytical Laboratory

Dataset: F:\Projects\PFAS.PRO\Results\180307M1\180307M1-13.qld

Last Altered: Thursday, March 08, 2018 13:09:24 Pacific Standard Time
Printed: Thursday, March 08, 2018 13:09:36 Pacific Standard Time

(6) NT in ICV.

Method: F:\Projects\PFAS.PRO\MethDB\PFAS_FULL_80C_030718.mdb 08 Mar 2018 11:59:09
Calibration: F:\Projects\PFAS.PRO\CurveDB\C18_VAL-PFAS_Q4_03-07-18-FULL.cdb 08 Mar 2018 13:04:56

Name: 180307M1_17, Date: 07-Mar-2018, Time: 19:04:07, ID: ICV180307M1-1 PFC ICV 18C0601, Description: PFC ICV 18C0601

	#	Name	Trace	Area	IS Area	RRF	Pred.RT	RT	y Axis Resp.	Conc.	%Rec	Recovery Out
1	1	PFBA	213.0 > 168.8	7.26e3	9.48e3		1.73	1.44	9.56	9.50	95.0	NO
2	2	PFPeA	263.1 > 218.9	1.52e4	2.42e4		2.70	2.41	7.86	9.58	95.8	NO
3	3	PFBS	299.0 > 79.7	2.92e3	2.89e3		2.98	2.68	12.6	7.57	75.7	NO
4	4	4:2 FTS	327.2>307.2	3.84e3	2.89e3		3.38	3.08	16.6	8.89	88.9	NO
5	5	PFHxA	313.2 > 268.9	1.94e4	8.28e3		3.48	3.18	11.7	9.81	98.1	NO
6	6	PFPeS	349.1>80.1	3.09e3	2.89e3		3.67	3.37	13.4	9.26	92.6	NO
7	7	PFHpA	363.0 > 318.9	1.78e4	2.20e4		4.10	3.79	10.1	8.77	87.7	NO
8	8	L-PFHxS	398.9 > 79.6	2.40e3	2.12e3		4.24	3.94	14.2	8.99	89.9	NO
9	10	6:2 FTS	427.1 > 407	4.33e3	6.78e3		4.56	4.26	7.98	9.09	90.9	NO
10	11	L-PFOA	413 > 368.7	2.00e4	2.75e4		4.45	4.32	9.11	10.4	104.5	NO
11	13	PFHpS	449 > 80.0	2.94e3	2.75e4		4.71	4.43	1.34	7.99	79.9	NO
12	14	PFNA	463.0 > 418.8	2.19e4	2.77e4		5.04	4.75	9.86	8.96	89.6	NO
13	15	PFOSA	498.1 > 77.8	3.65e3	5.28e3		5.09	4.83	8.65	9.60	96.0	NO
14	16	L-PFOS	499 > 79.9	3.96e3	6.08e3		5.11	4.84	8.14	7.66	76.6	NO
15	18	PFDA	513 > 468.8	2.04e4	2.85e4		5.40	5.13	8.94	8.58	85.8	NO
16	19	8:2 FTS	527 > 506.9	5.36e3	5.70e3		5.38	5.10	11.8	9.94	99.4	NO
17	20	PFNS	549.1>80.1	2.83e3	6.08e3		5.46	5.19	5.82	7.01	70.1	NO
18	21	N-MeFOSAA	570.1 > 419	1.20e4	1.30e4		5.55	5.28	11.6	8.37	83.7	NO
19	22	N-EtFOSAA	584.2 > 419	9.46e3	1.19e4		5.70	5.44	9.92	11.1	111.3	NO
20	23	PFUdA	563.0 > 518.9	2.15e4	3.24e4		5.72	5.45	8.31	8.47	84.7	NO
21	24	PFDS	598.8 > 80	4.14e3	3.24e4		5.76	5.50	1.60	8.56	85.6	NO
22	25	PFDoA	612.9 > 569.0	2.46e4	2.66e4		5.99	5.74	11.5	9.13	91.3	NO
23	26	N-MeFOSA	512.1 > 168.9		3.24e4		5.93				(4)	NO
24	27	PFTrDA	662.9 > 618.9	2.20e4	2.66e4		6.22	5.99	10.3	8.22	82.2	NO
25	28	PFTeDA	712.9 > 668.8	2.22e4	2.09e4		6.41	6.21	13.3	9.19	91.9	NO
26	29	N-EtFOSA	526.1 > 168.9		4.75e4		6.25				(4)	NO
27	30	PFHxDA	813.1 > 768.6		1.59e4		6.69					NO
28	31	PFODA	913.1 > 868.8		1.59e4		6.90					NO
29	32	N-MeFOSE	616.1 > 58.9		3.65e4		6.31					NO
30	33	N-EtFOSE	630.1 > 58.9		2.75e4		6.45					NO
31	34	13C3-PFBA	216.1 > 171.8	9.48e3	1.25e4	0.829	1.73	1.44	9.45	11.4	91.2	NO

✓ MF 3/8/18

QM 3/9/18

Vista Analytical Laboratory

Dataset: F:\Projects\PFAS.PRO\Results\180307M1\180307M1-13.qld

Last Altered: Thursday, March 08, 2018 13:09:24 Pacific Standard Time
Printed: Thursday, March 08, 2018 13:09:36 Pacific Standard Time

Name: 180307M1_17, Date: 07-Mar-2018, Time: 19:04:07, ID: ICV180307M1-1 PFC ICV 18C0601, Description: PFC ICV 18C0601

	#	Name	Trace	Area	IS Area	RRF	Pred.RT	RT	y Axis Resp.	Conc.	%Rec	Recovery Out
32	35	13C3-PFPeA	266. > 221.8	2.42e4	3.13e4	0.814	2.70	2.41	9.64	11.8	94.7	NO
33	36	13C3-PFBS	302. > 98.8	2.89e3	3.13e4	0.096	2.98	2.68	1.15	12.0	95.9	NO
34	37	13C2-PFHxA	315 > 269.8	8.28e3	3.13e4	0.697	3.48	3.18	3.31	4.74	94.8	NO
35	38	13C4-PFHpA	367.2 > 321.8	2.20e4	3.13e4	0.683	4.10	3.79	8.78	12.8	102.7	NO
36	39	18O2-PFHxS	403.0 > 102.6	2.12e3	6.80e3	0.387	4.24	3.94	3.89	10.0	80.4	NO
37	40	13C2-6:2 FTS	429.1 > 408.9	6.78e3	2.48e4	0.238	4.56	4.26	3.41	14.4	114.8	NO
38	41	13C2-PFOA	414.9 > 369.7	2.75e4	2.48e4	1.079	4.61	4.32	13.8	12.8	102.4	NO
39	42	13C5-PFNA	468.2 > 422.9	2.77e4	3.40e4	0.853	5.04	4.75	10.2	11.9	95.4	NO
40	43	13C8-PFOSA	506.1 > 77.7	5.28e3	3.53e4	0.159	5.09	4.83	1.87	11.7	93.7	NO
41	44	13C8-PFOS	507.0 > 79.9	6.08e3	6.57e3	0.934	5.11	4.84	11.6	12.4	99.0	NO
42	45	13C2-PFDA	515.1 > 469.9	2.85e4	2.77e4	0.898	5.40	5.13	12.8	14.3	114.3	NO
43	46	13C2-8:2 FTS	529.1 > 508.7	5.70e3	3.13e4	0.170	5.38	5.10	2.27	13.4	107.1	NO
44	47	d3-N-MeFOSAA	573.3 > 419	1.30e4	3.53e4	0.372	5.55	5.28	4.59	12.3	98.6	NO
45	48	d5-N-EtFOSAA	589.3 > 419	1.19e4	3.53e4	0.385	5.70	5.44	4.22	11.0	87.7	NO
46	49	13C2-PFUdA	565 > 519.8	3.24e4	3.53e4	0.961	5.72	5.45	11.5	11.9	95.5	NO
47	50	13C2-PFDoA	615.0 > 569.7	2.66e4	3.53e4	0.864	5.99	5.74	9.43	10.9	87.4	NO
48	51	d3-N-MeFOSA	515.2 > 168.9	3.24e4	3.53e4	0.080	5.93	6.00	11.5	144	96.0	NO
49	52	13C2-PFTeDA	714.8 > 669.6	2.09e4	3.53e4	0.692	6.41	6.21	7.39	10.7	85.4	NO
50	53	d5-N-ETFOSA	531.1 > 168.9	4.75e4	3.53e4	0.113	6.25	6.40	16.8	148	98.9	NO
51	54	13C2-PFHxDA	815 > 769.7	1.59e4	3.53e4	1.397	6.69	6.55	5.62	4.02	80.5	NO
52	55	d7-N-MeFOSE	623.1 > 58.9	3.65e4	3.53e4	0.090	6.31	6.50	12.9	144	96.2	NO
53	56	d9-N-EtFOSE	639.2 > 58.8	2.75e4	3.53e4	0.084	6.45	6.65	9.74	116	77.3	NO
54	57	13C4-PFBA	217. > 171.8	1.25e4	1.25e4	1.000	1.73	1.44	12.5	12.5	100.0	NO
55	58	13C5-PFHxA	318 > 272.9	3.13e4	3.13e4	1.000	3.48	3.18	12.5	12.5	100.0	NO
56	59	13C3-PFHxS	401.9 > 79.9	6.80e3	6.80e3	1.000	4.24	3.94	12.5	12.5	100.0	NO
57	60	13C8-PFOA	421.3 > 376	2.48e4	2.48e4	1.000	4.61	4.32	12.5	12.5	100.0	NO
58	61	13C9-PFNA	472.2 > 426.9	3.40e4	3.40e4	1.000	4.70	4.75	12.5	12.5	100.0	NO
59	62	13C4-PFOS	503 > 79.9	6.57e3	6.57e3	1.000	5.11	4.84	12.5	12.5	100.0	NO
60	63	13C6-PFDA	519.1 > 473.7	2.77e4	2.77e4	1.000	5.40	5.13	12.5	12.5	100.0	NO
61	64	13C7-PFUdA	570.1 > 524.8	3.53e4	3.53e4	1.000	5.72	5.45	12.5	12.5	100.0	NO

Vista Analytical Laboratory

Dataset: F:\Projects\PFAS.PRO\Results\180307M1\180307M1-13.qld

Last Altered: Thursday, March 08, 2018 13:09:24 Pacific Standard Time
Printed: Thursday, March 08, 2018 13:09:36 Pacific Standard Time

Method: F:\Projects\PFAS.PRO\MethDB\PFAS_FULL_80C_030718.mdb 08 Mar 2018 11:59:09
Calibration: F:\Projects\PFAS.PRO\CurveDB\C18_VAL-PFAS_Q4_03-07-18-FULL.cdb 08 Mar 2018 13:04:56

Name: 180307M1_17, Date: 07-Mar-2018, Time: 19:04:07, ID: ICV180307M1-1 PFC ICV 18C0601, Description: PFC ICV 18C0601

PFBA

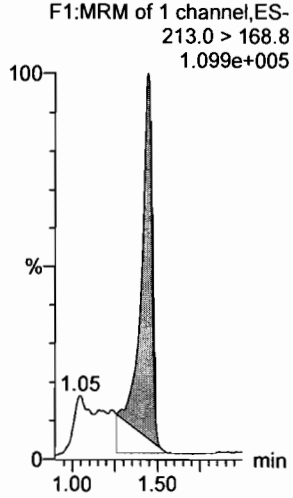

PFPeA

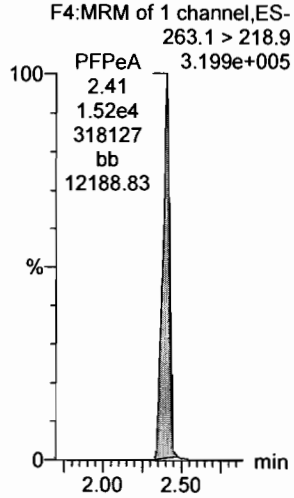

PFBS

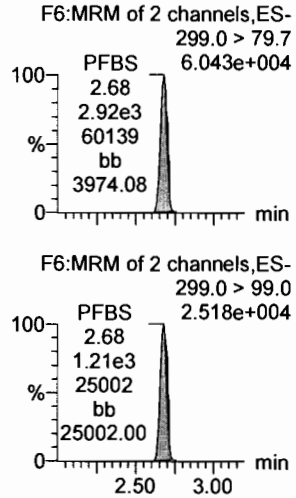

PFHxA

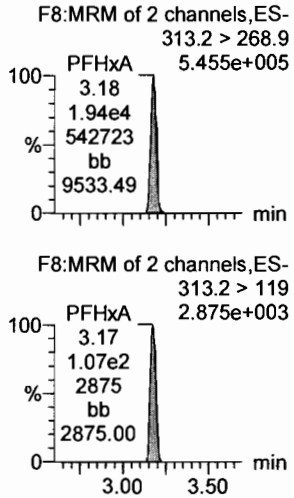

PFHpA

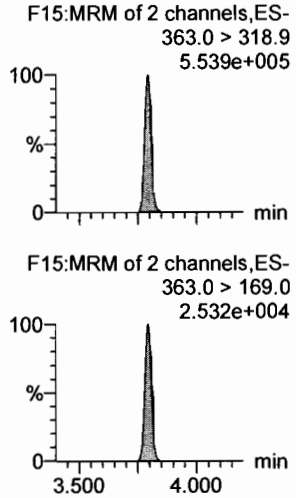

L-PFHxS

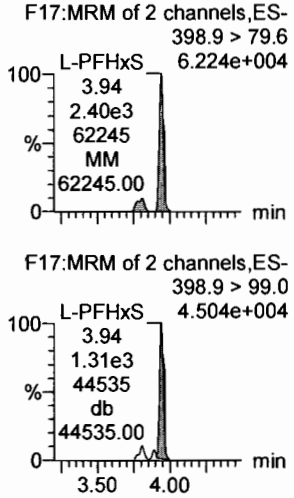

13C3-PFBA

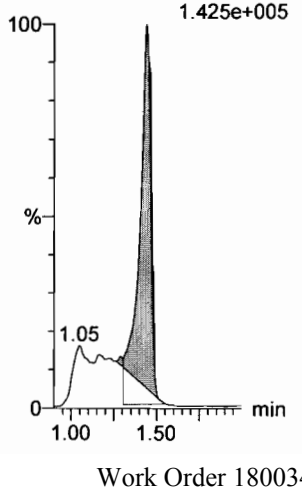

13C3-PFPeA

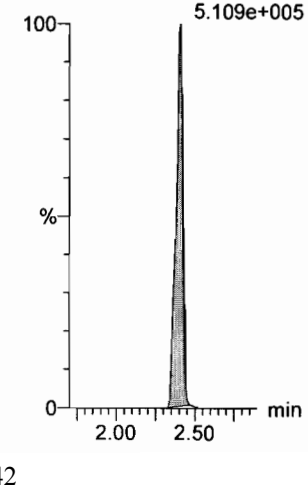

13C3-PFBS

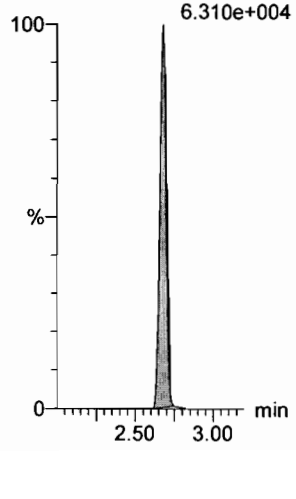

13C2-PFHxA

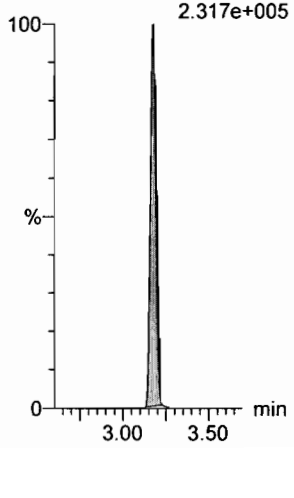

13C4-PFHpA

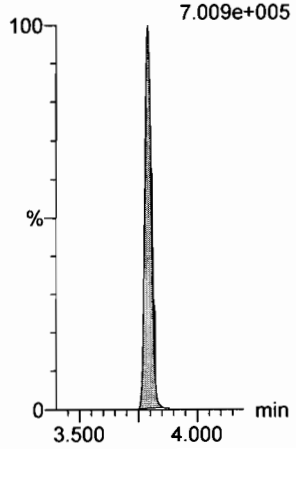

18O2-PFHxS

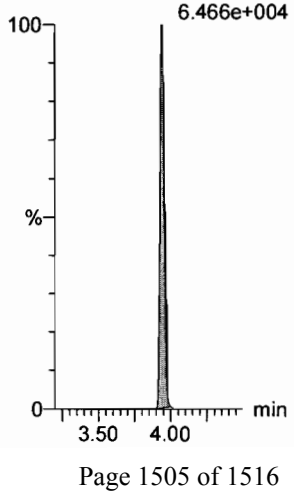

Dataset: F:\Projects\PFAS.PRO\Results\180307M1\180307M1-13.qld

Last Altered: Thursday, March 08, 2018 13:09:24 Pacific Standard Time
Printed: Thursday, March 08, 2018 13:09:36 Pacific Standard Time

Name: 180307M1_17, Date: 07-Mar-2018, Time: 19:04:07, ID: ICV180307M1-1 PFC ICV 18C0601, Description: PFC ICV 18C0601

6:2 FTS

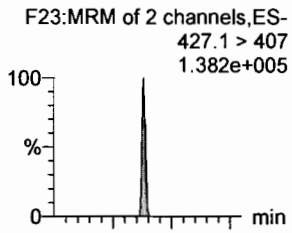

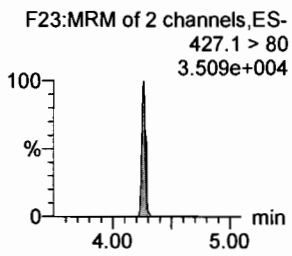

L-PFOA

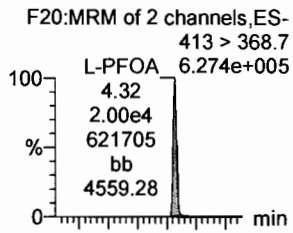



PFHpS

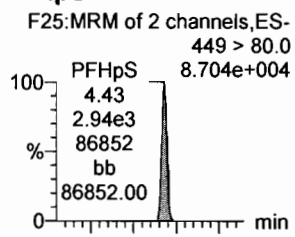

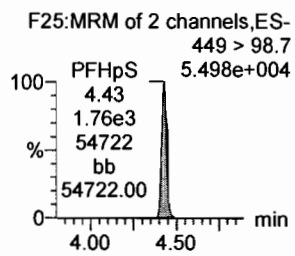

PFNA

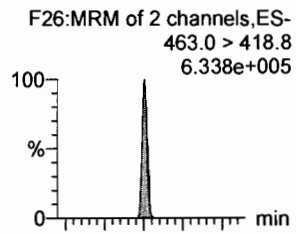

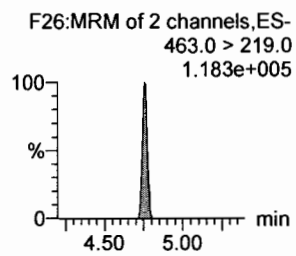

PFOSA

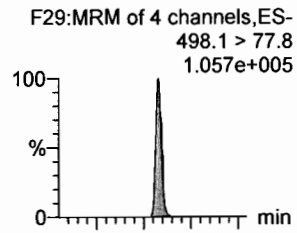

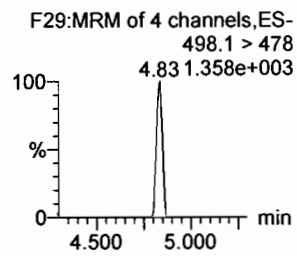

L-PFOS

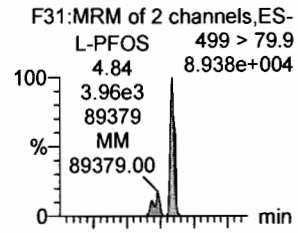

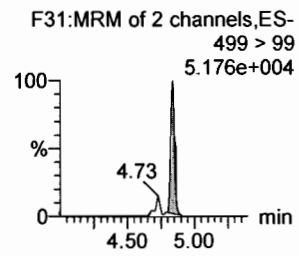

13C2-6:2 FTS



13C2-PFOA

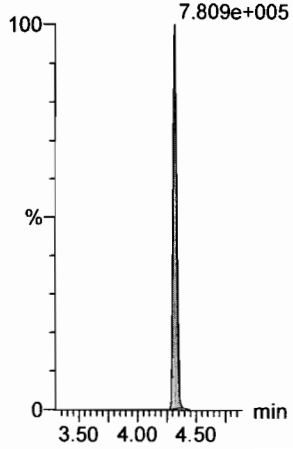

13C2-PFOA

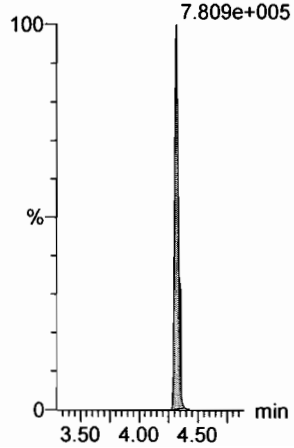

13C5-PFNA

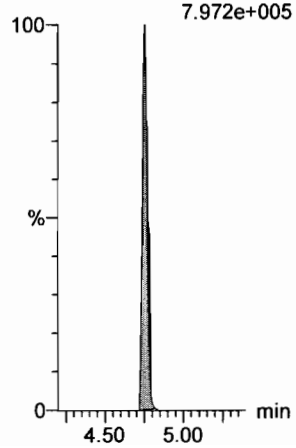

13C8-PFOSA

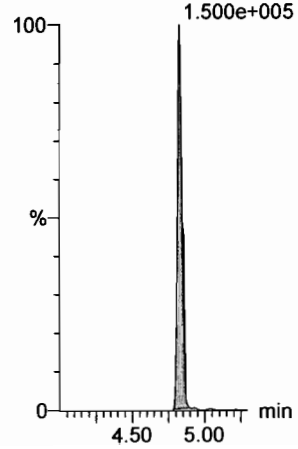

13C8-PFOS

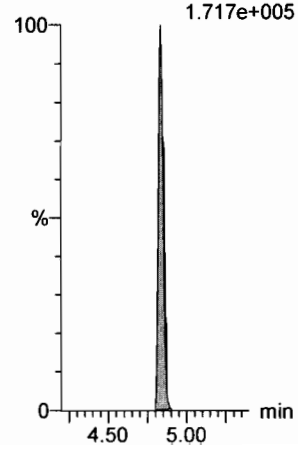

Dataset: F:\Projects\PFAS.PRO\Results\180307M1\180307M1-13.qld

Last Altered: Thursday, March 08, 2018 13:09:24 Pacific Standard Time
Printed: Thursday, March 08, 2018 13:09:36 Pacific Standard Time

Name: 180307M1_17, Date: 07-Mar-2018, Time: 19:04:07, ID: ICV180307M1-1 PFC ICV 18C0601, Description: PFC ICV 18C0601

PFDA

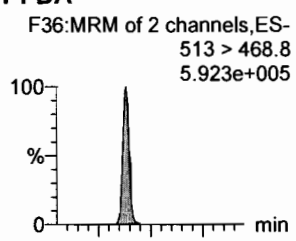

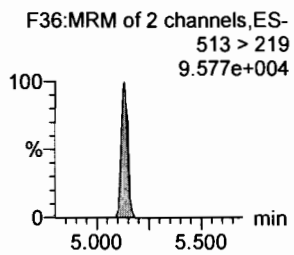

8:2 FTS

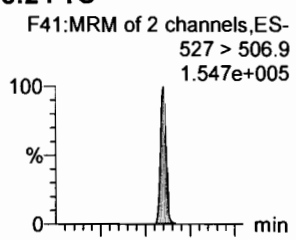

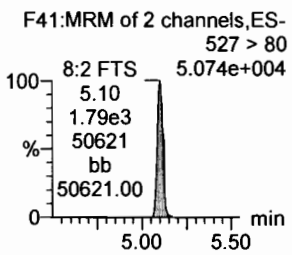

N-MeFOSAA

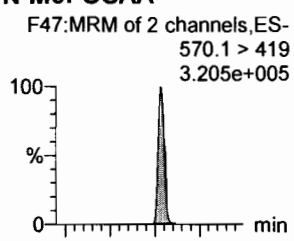

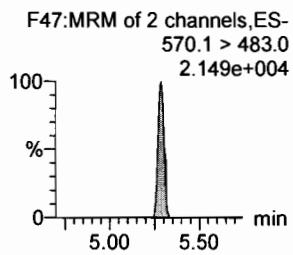

N-EtFOSAA

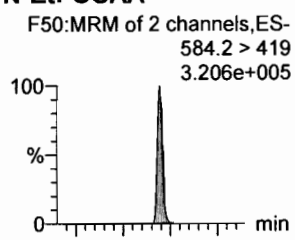

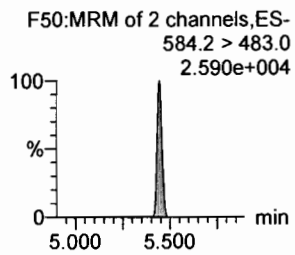

PFUdA

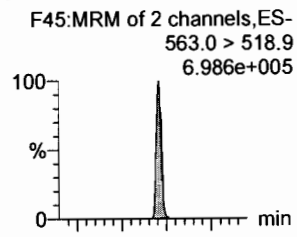

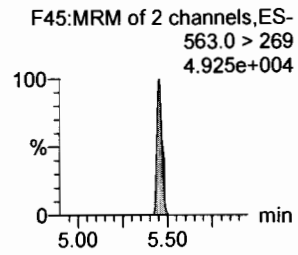

PFDS

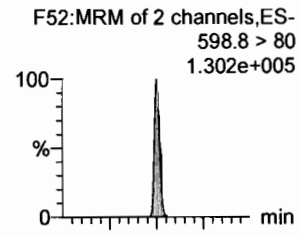

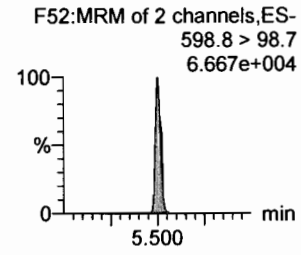

13C2-PFDA

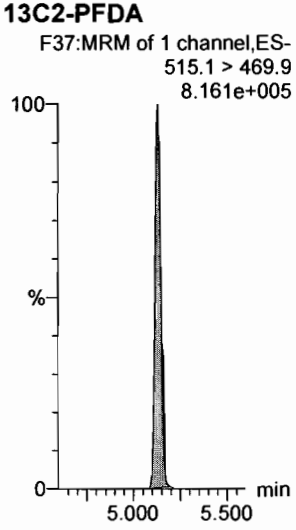

13C2-8:2 FTS

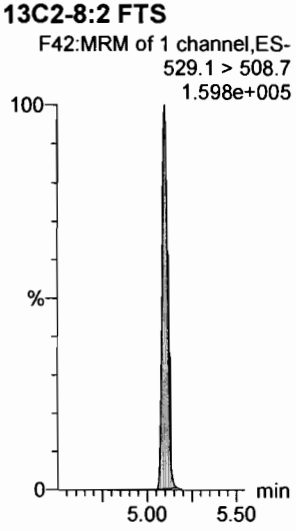

d3-N-MeFOSAA

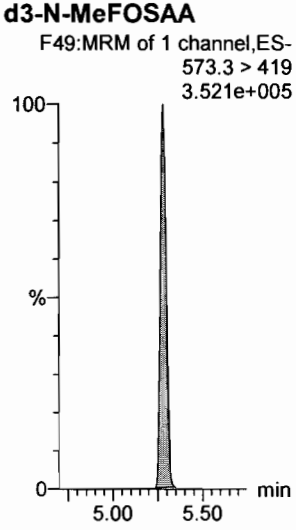

d5-N-EtFOSAA

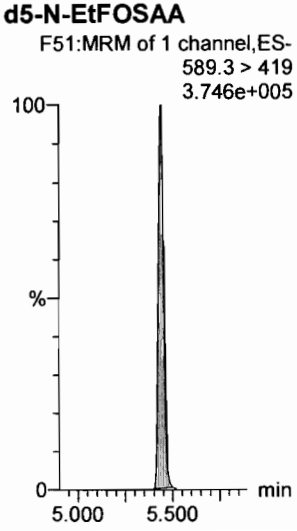

13C2-PFUdA

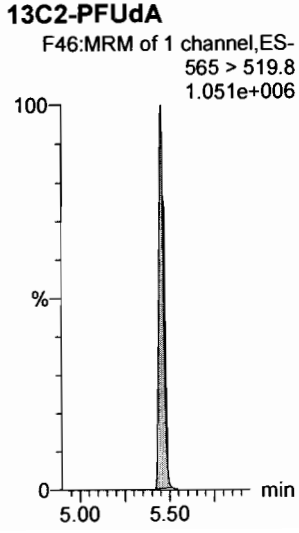

13C2-PFUdA

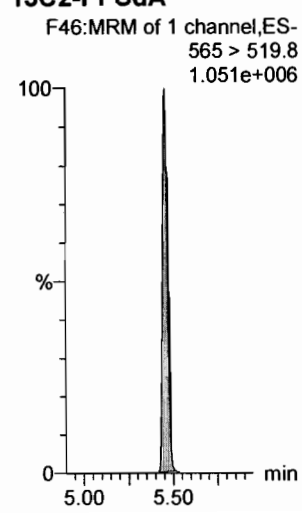

Dataset: F:\Projects\PFAS.PRO\Results\180307M1\180307M1-13.qld

Last Altered: Thursday, March 08, 2018 13:09:24 Pacific Standard Time
Printed: Thursday, March 08, 2018 13:09:36 Pacific Standard Time

Name: 180307M1_17, Date: 07-Mar-2018, Time: 19:04:07, ID: ICV180307M1-1 PFC ICV 18C0601, Description: PFC ICV 18C0601

PFDoA

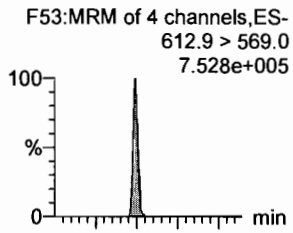

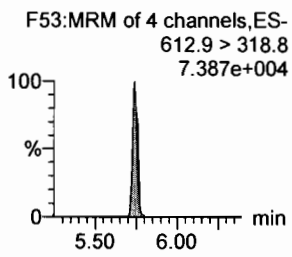

N-MeFOSA

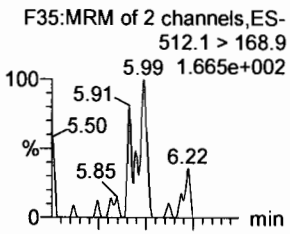

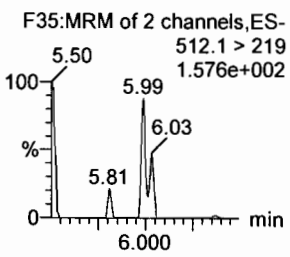

PFTrDA

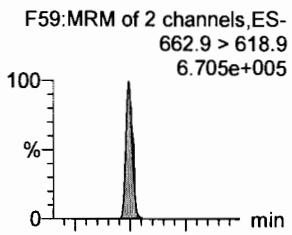

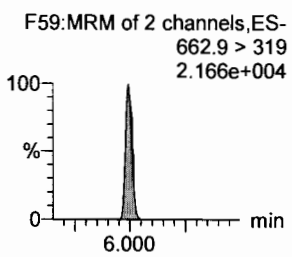

PFTeDA

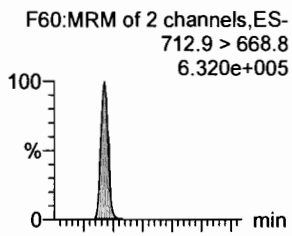

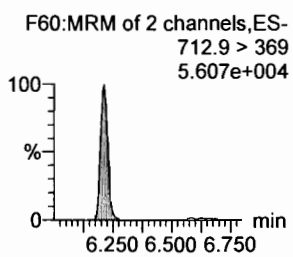

N-EtFOSA

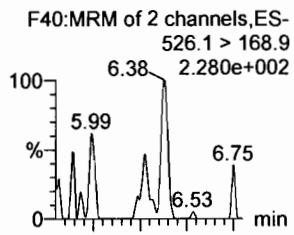

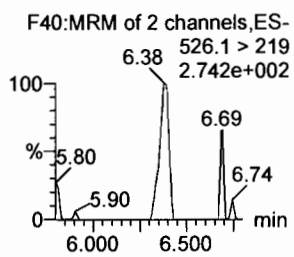

PFHxDA

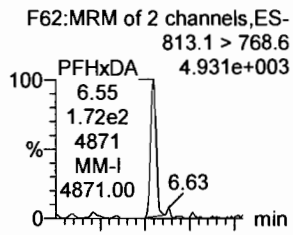

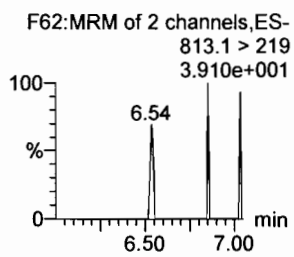

13C2-PFDoA

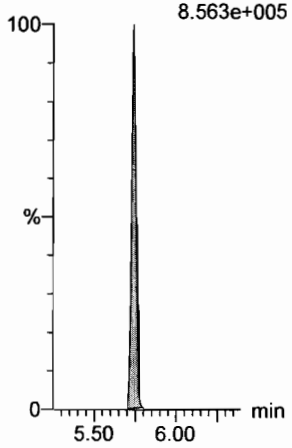

d3-N-MeFOSA

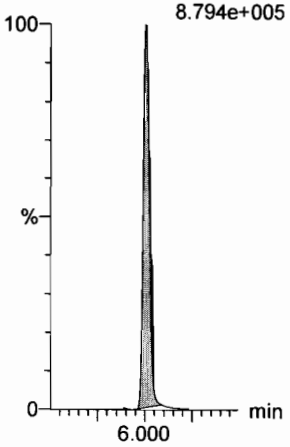

13C2-PFDoA

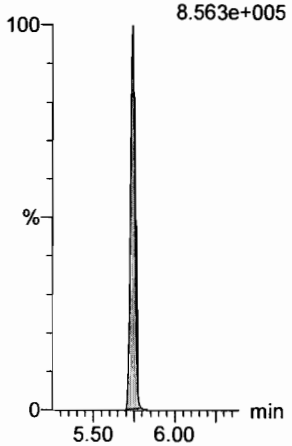

13C2-PFTeDA

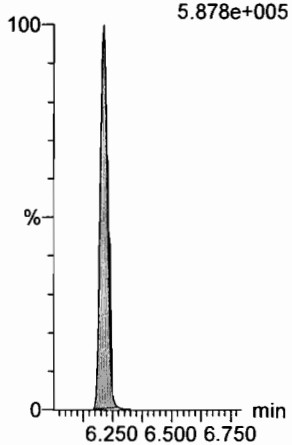

d5-N-ETFOSA

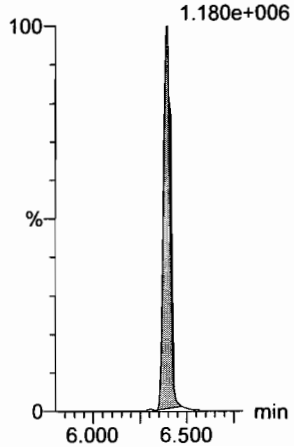

13C2-PFHxDA

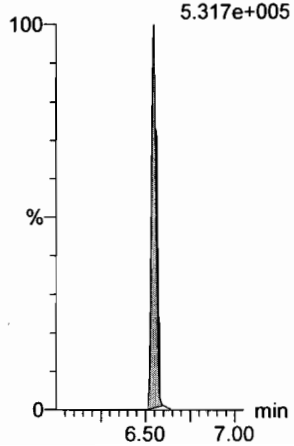

Dataset: F:\Projects\PFAS.PRO\Results\180307M1\180307M1-13.qld

Last Altered: Thursday, March 08, 2018 13:09:24 Pacific Standard Time
Printed: Thursday, March 08, 2018 13:09:36 Pacific Standard Time

Name: 180307M1_17, Date: 07-Mar-2018, Time: 19:04:07, ID: ICV180307M1-1 PFC ICV 18C0601, Description: PFC ICV 18C0601

PFODA
F64:MRM of 1 channel,ES-
913.1 > 868.8
3.314e+003

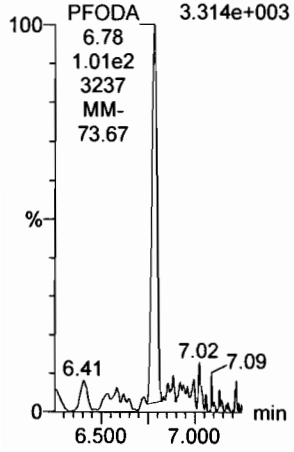

N-MeFOSE
F55:MRM of 1 channel,ES-
616.1 > 58.9
3.390e+002

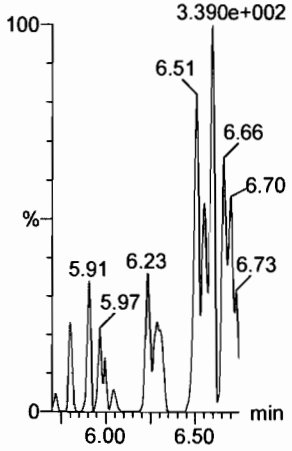

N-EtFOSE
F57:MRM of 1 channel,ES-
630.1 > 58.9
8.403e+002

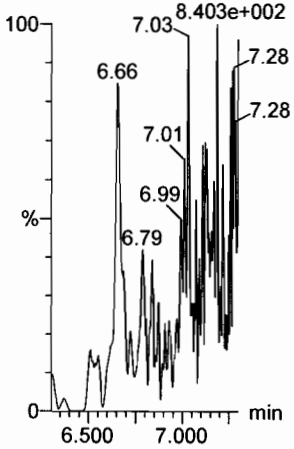

13C4-PFBA
F3:MRM of 1 channel,ES-
217. > 171.8
1.963e+005

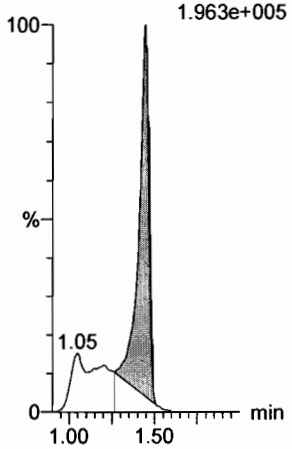

13C5-PFHxA
F10:MRM of 1 channel,ES-
318 > 272.9
8.721e+005

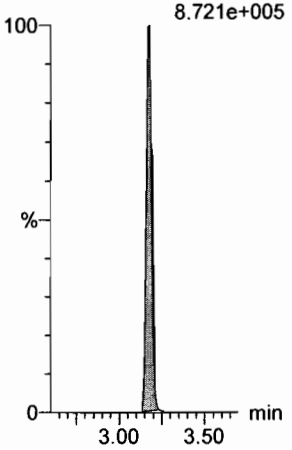

13C4-PFOS
F32:MRM of 1 channel,ES-
503 > 79.9
1.854e+005



13C2-PFHxDA
F63:MRM of 1 channel,ES-
815 > 769.7
5.317e+005

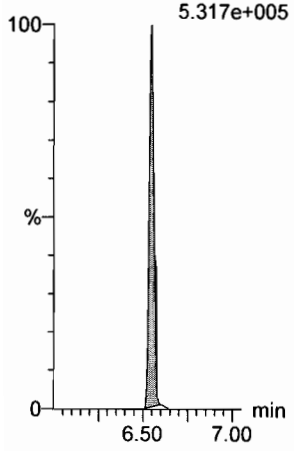

d7-N-MeFOSE
F56:MRM of 1 channel,ES-
623.1 > 58.9
1.152e+006

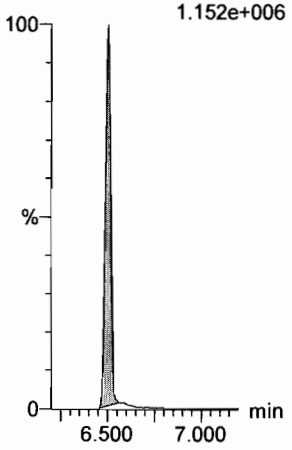

d9-N-EtFOSE
F58:MRM of 1 channel,ES-
639.2 > 58.8
8.241e+005

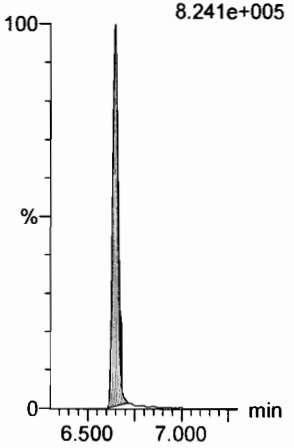

13C3-PFHxS
F18:MRM of 1 channel,ES-
401.9 > 79.9
2.263e+005

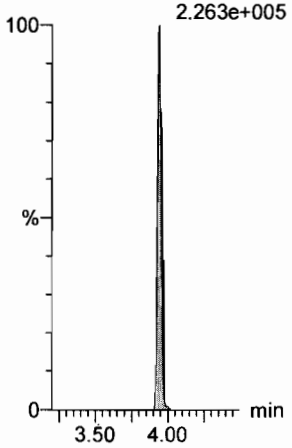

13C8-PFOA
F22:MRM of 1 channel,ES-
421.3 > 376
6.836e+005

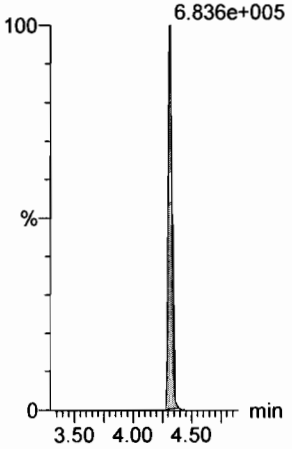

13C9-PFNA
F28:MRM of 1 channel,ES-
472.2 > 426.9
9.785e+005

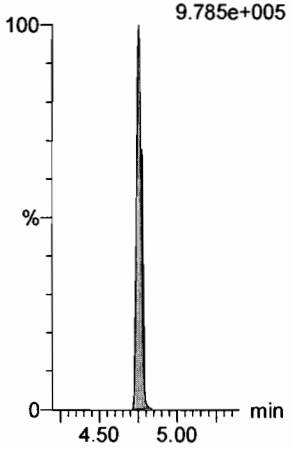

Dataset: F:\Projects\PFAS.PRO\Results\180307M1\180307M1-13.qld

Last Altered: Thursday, March 08, 2018 13:09:24 Pacific Standard Time
Printed: Thursday, March 08, 2018 13:09:36 Pacific Standard Time

Name: 180307M1_17, Date: 07-Mar-2018, Time: 19:04:07, ID: ICV180307M1-1 PFC ICV 18C0601, Description: PFC ICV 18C0601

13C6-PFDA

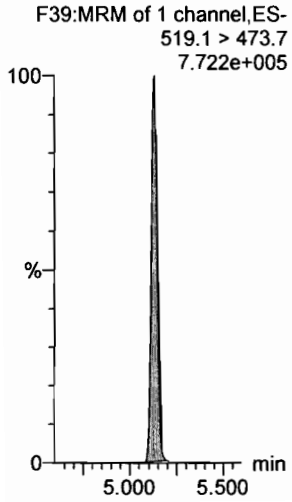

13C7-PFUdA



Vista Analytical Laboratory

Dataset: Untitled

Last Altered: Thursday, March 08, 2018 12:24:54 Pacific Standard Time
Printed: Thursday, March 08, 2018 12:25:10 Pacific Standard Time

Method: F:\Projects\PFAS.PRO\MethDB\PFAS_FULL_80C_030718.mdb 08 Mar 2018 11:59:09
Calibration: F:\Projects\PFAS.PRO\CurveDB\C18_VAL-PFAS_Q4_03-07-18-FULL.cdb 08 Mar 2018 11:58:32

Name: 180307M1_16, Date: 07-Mar-2018, Time: 18:52:38, ID: IPA, Description: IPA

PFBA

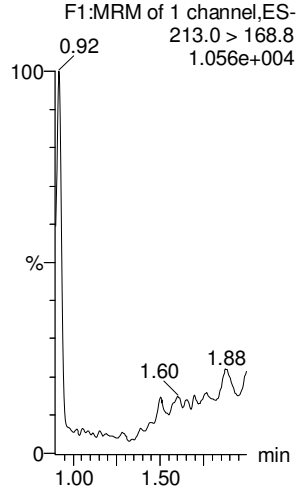

PFPeA

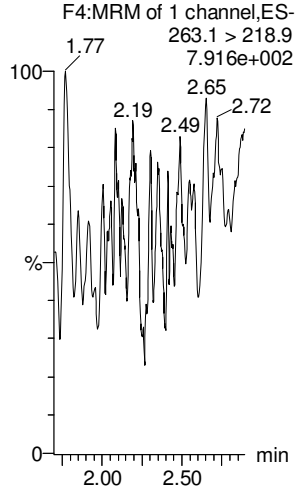

PFBS

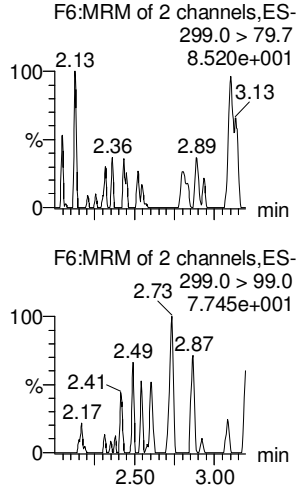

PFHxA

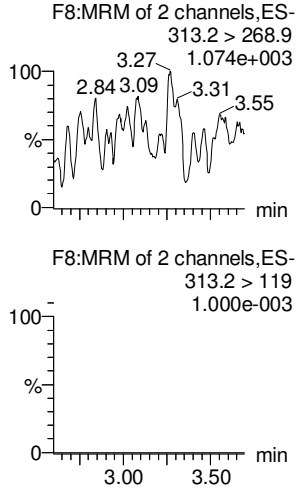

PFHpA

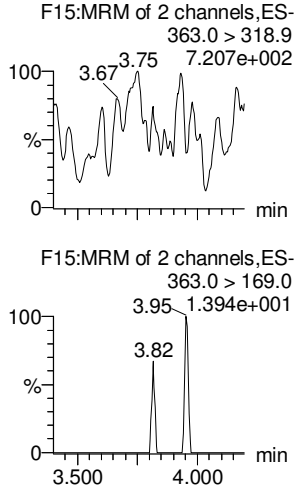

L-PFHxS

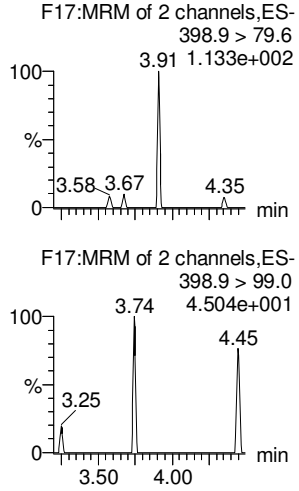

13C3-PFBA

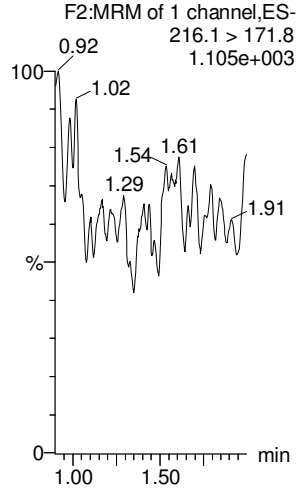

13C3-PFPeA

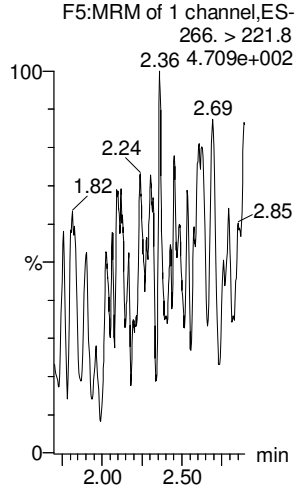

13C3-PFBS

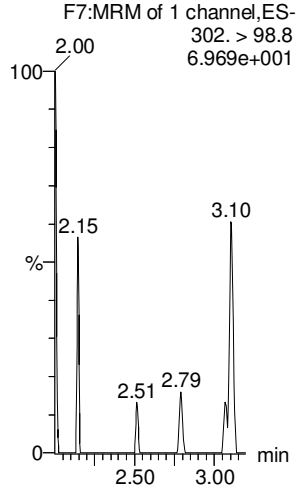

13C2-PFHxA

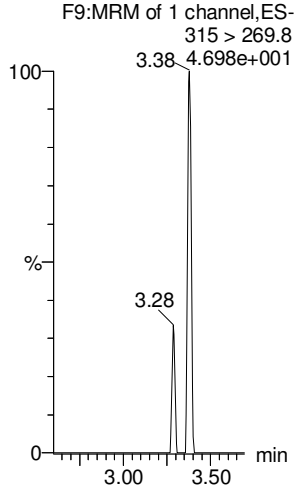

13C4-PFHpA

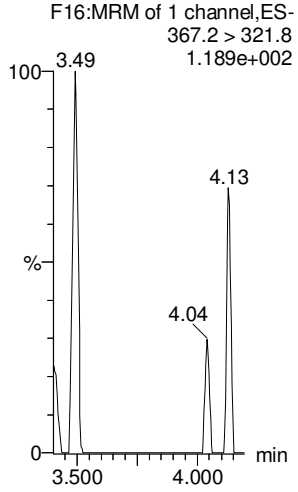

18O2-PFHxS

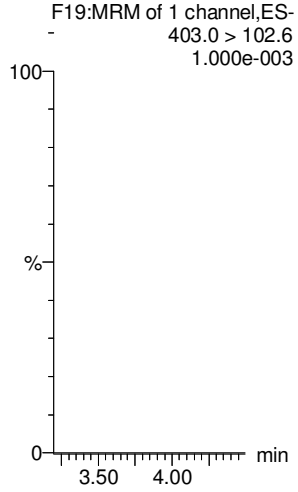

Vista Analytical Laboratory

Dataset: Untitled

Last Altered: Thursday, March 08, 2018 12:24:54 Pacific Standard Time
Printed: Thursday, March 08, 2018 12:25:10 Pacific Standard Time

Name: 180307M1_16, Date: 07-Mar-2018, Time: 18:52:38, ID: IPA, Description: IPA

6:2 FTS

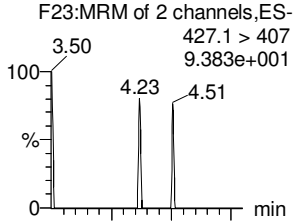

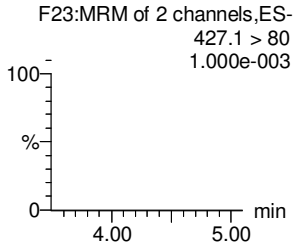

L-PFOA

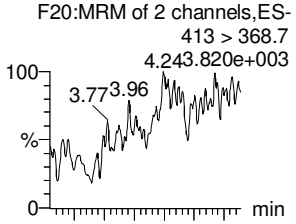

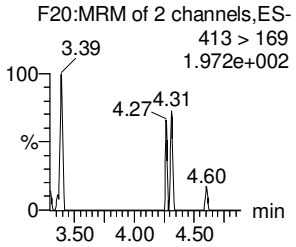

PFHpS

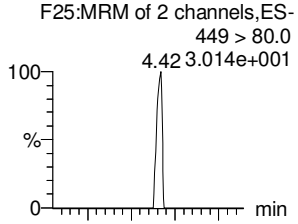

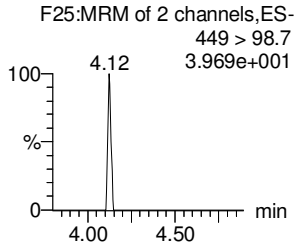

PFNA

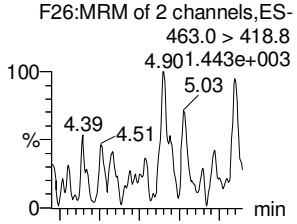

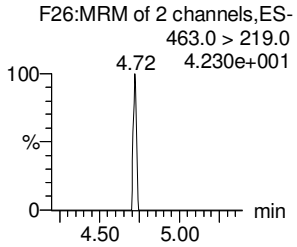

PFOSA

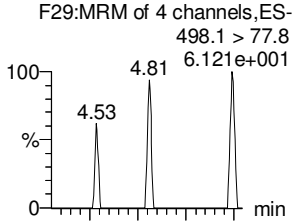

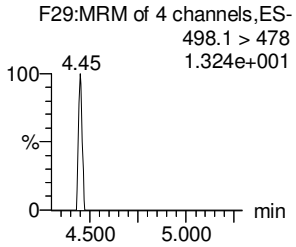

L-PFOS

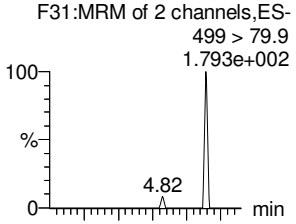

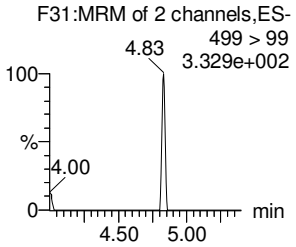

13C2-6:2 FTS

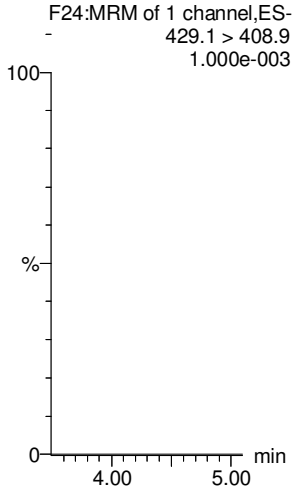

13C2-PFOA

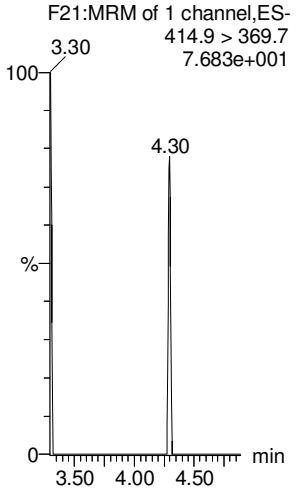

13C2-PFOA

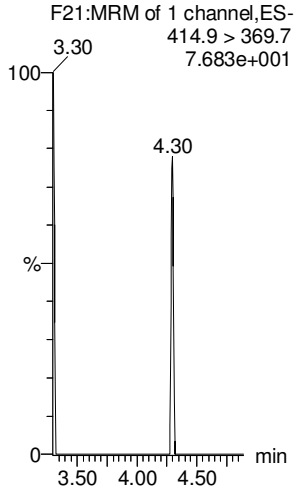

13C5-PFNA

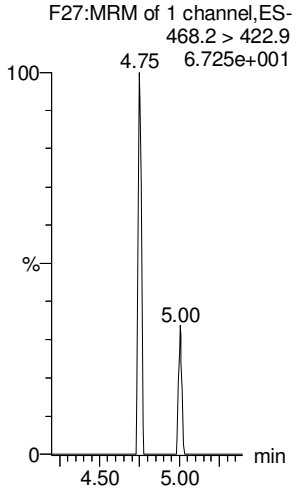

13C8-PFOSA

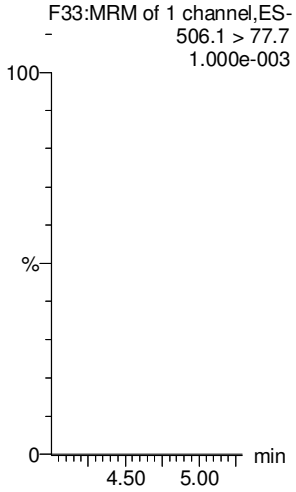

13C8-PFOS

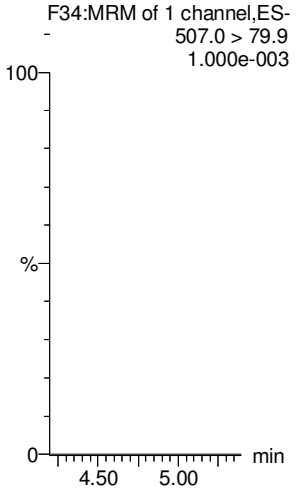

Dataset: Untitled

Last Altered: Thursday, March 08, 2018 12:24:54 Pacific Standard Time
Printed: Thursday, March 08, 2018 12:25:10 Pacific Standard Time

Name: 180307M1_16, Date: 07-Mar-2018, Time: 18:52:38, ID: IPA, Description: IPA

PFDA

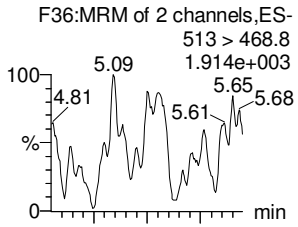

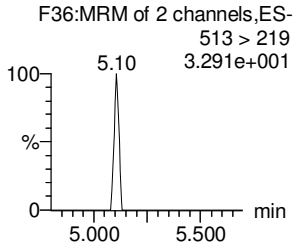

8:2 FTS

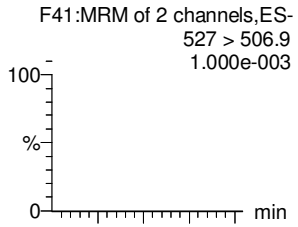

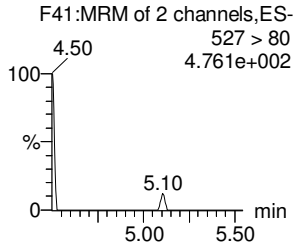

N-MeFOSAA

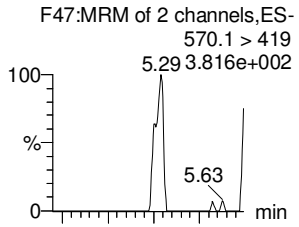

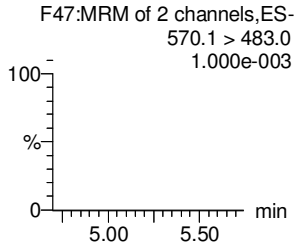

N-EtFOSAA

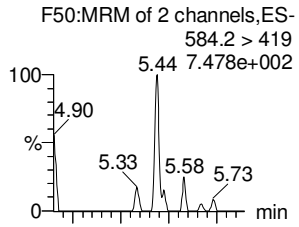

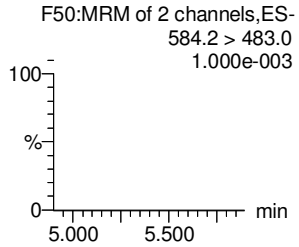

PFUdA

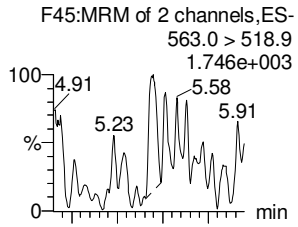

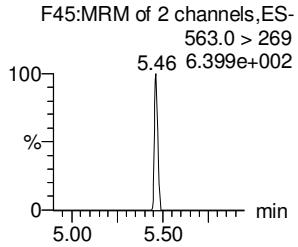

PFDS

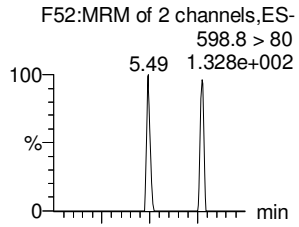

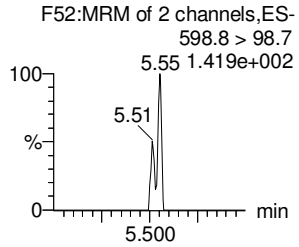

13C2-PFDA

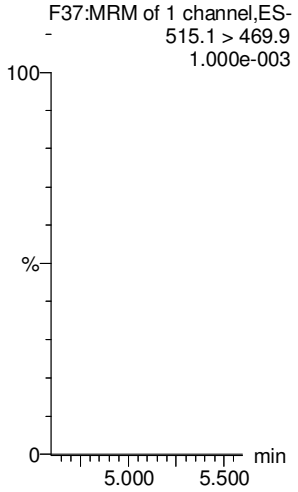

13C2-8:2 FTS

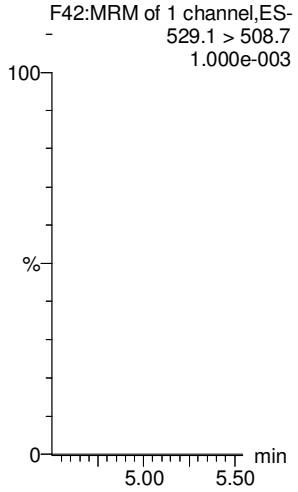

d3-N-MeFOSAA

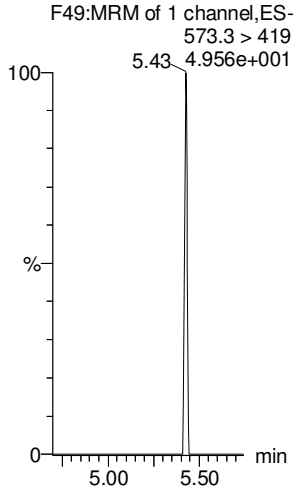

d5-N-EtFOSAA

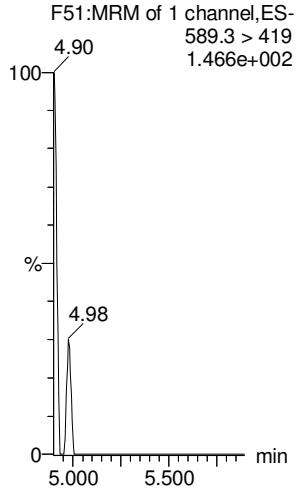

13C2-PFUdA

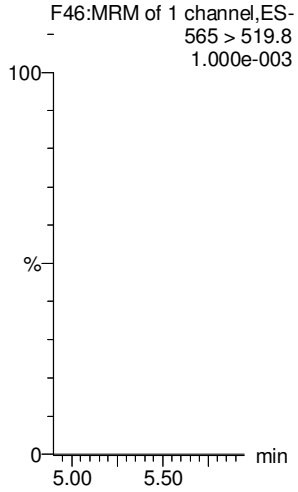

13C2-PFUdA

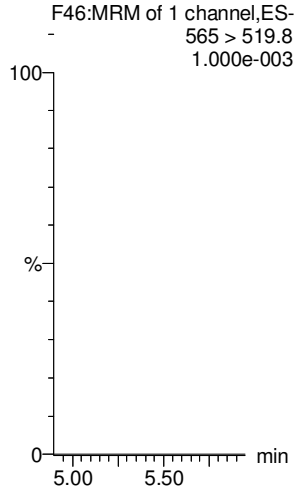

Dataset: Untitled

Last Altered: Thursday, March 08, 2018 12:24:54 Pacific Standard Time
Printed: Thursday, March 08, 2018 12:25:10 Pacific Standard Time

Name: 180307M1_16, Date: 07-Mar-2018, Time: 18:52:38, ID: IPA, Description: IPA

PFDoA

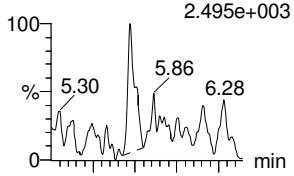

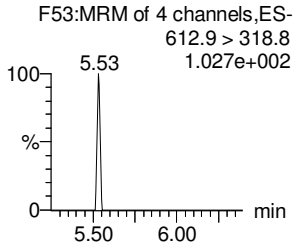

N-MeFOSA

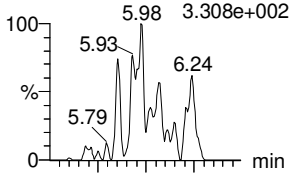

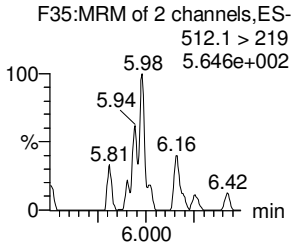

PFTrDA

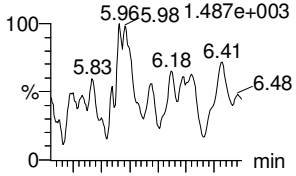

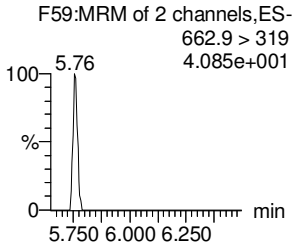

PFTeDA

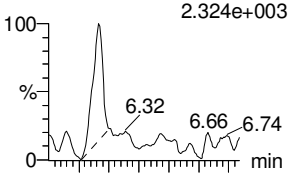

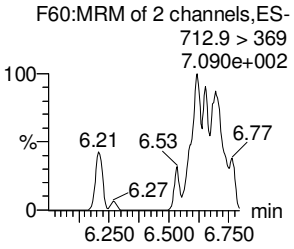

N-EtFOSA

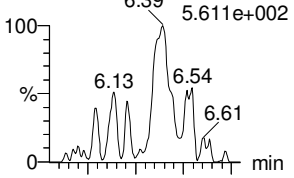

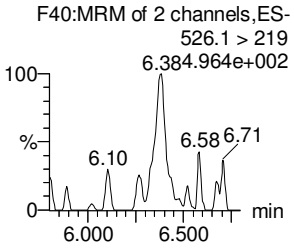

PFHxDA

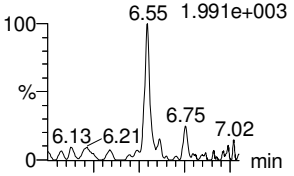

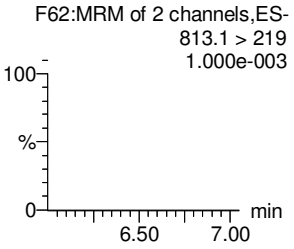

13C2-PFDoA

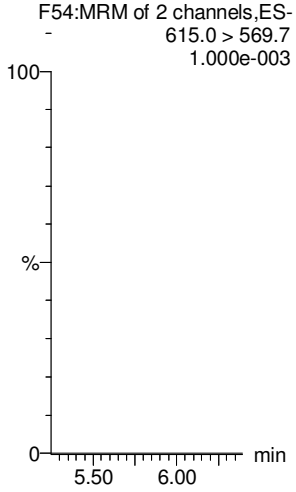

d3-N-MeFOSA

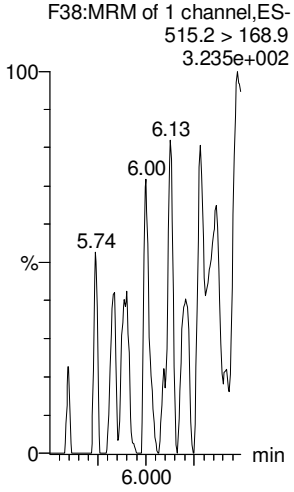

13C2-PFDoA

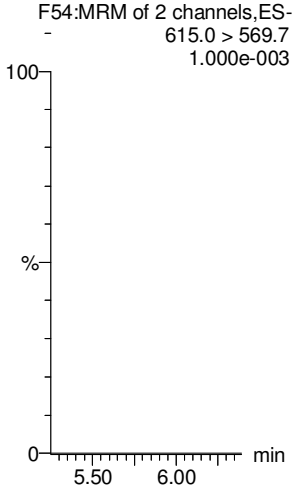

13C2-PFTeDA

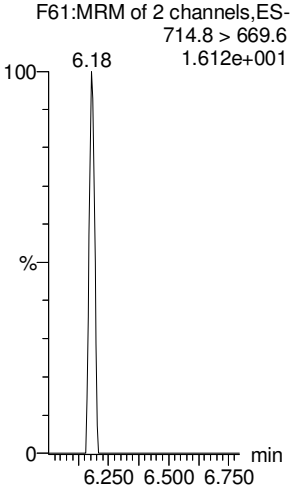

d5-N-ETFOSA

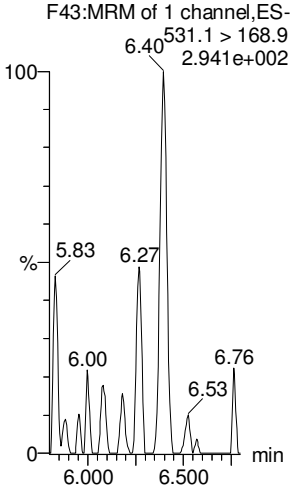

13C2-PFHxDA

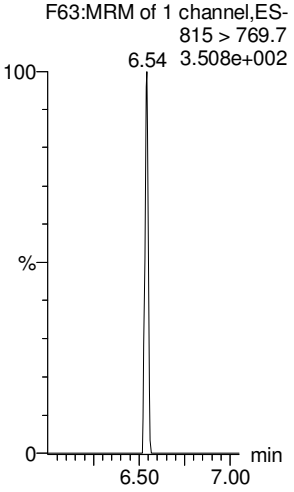

Vista Analytical Laboratory

Dataset: Untitled

Last Altered: Thursday, March 08, 2018 12:24:54 Pacific Standard Time
Printed: Thursday, March 08, 2018 12:25:10 Pacific Standard Time

Name: 180307M1_16, Date: 07-Mar-2018, Time: 18:52:38, ID: IPA, Description: IPA

PFODA

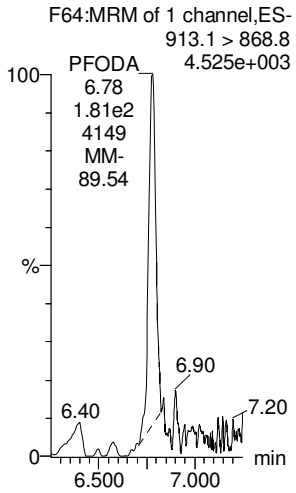

N-MeFOSE

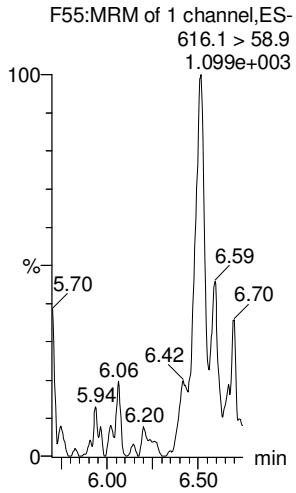

N-EtFOSE

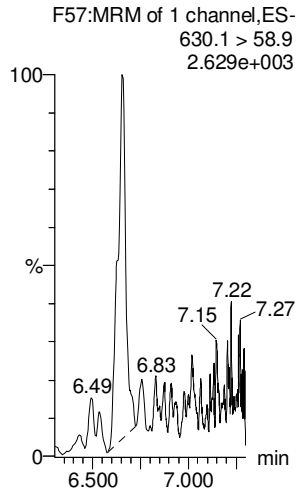

13C4-PFBA

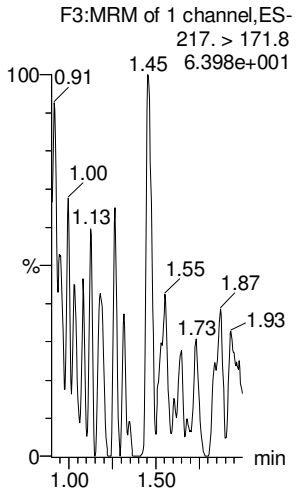

13C5-PFHxA

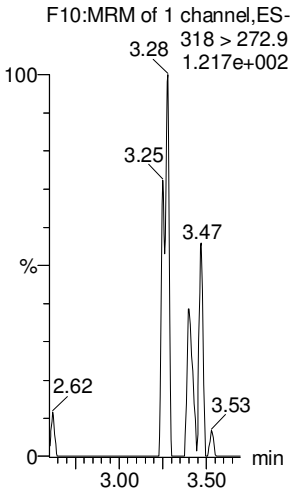

13C3-PFHxS

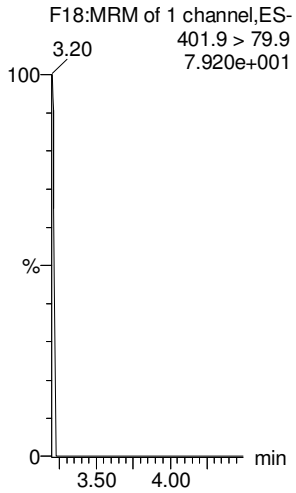

13C2-PFHxDA

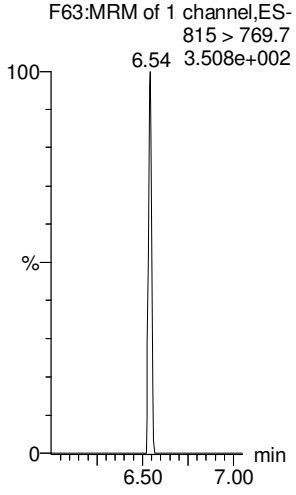

d7-N-MeFOSE

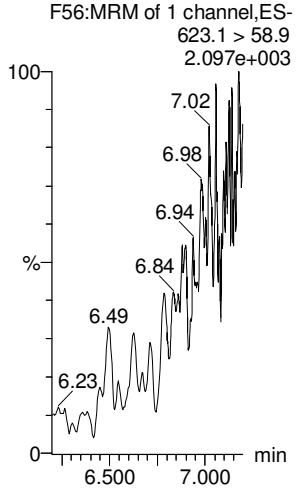

d9-N-EtFOSE

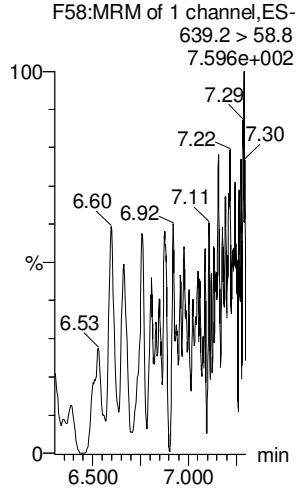

13C8-PFOA

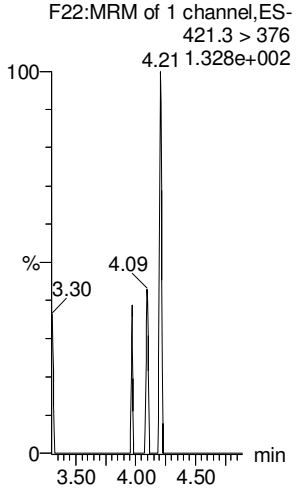

13C9-PFNA

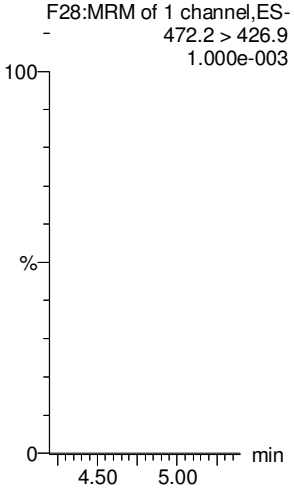

13C4-PFOS

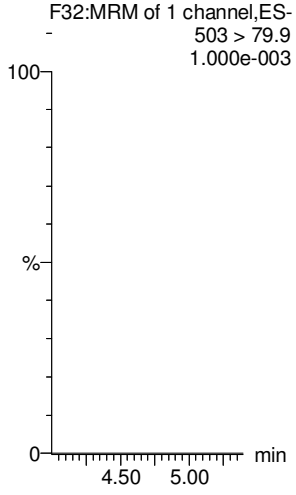

Vista Analytical Laboratory

Dataset: Untitled

Last Altered: Thursday, March 08, 2018 12:24:54 Pacific Standard Time
Printed: Thursday, March 08, 2018 12:25:10 Pacific Standard Time

Name: 180307M1_16, Date: 07-Mar-2018, Time: 18:52:38, ID: IPA, Description: IPA

13C6-PFDA

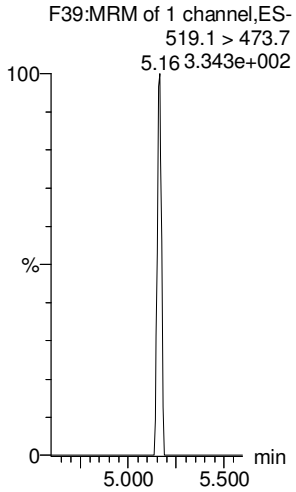

13C7-PFUdA

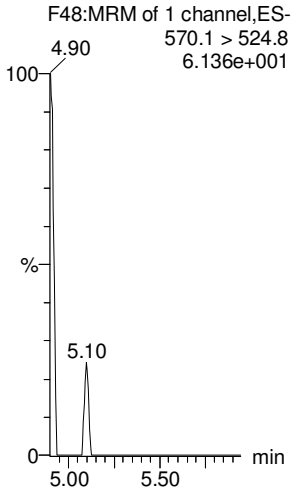

Contract	DO_CTO	Phase	Installation	Sample_N	CH2M_Co	Analysis_	Analytical	PRC_Cod	Lab_Code	Lab_Name	Leachate	Sample_B	Extraction	Result_Ty	Lab_QC_T	Sample_M	QC_Level	DateTime	Date_Rec	Leachate	Leachate	Extraction	Extraction	Analysis_	Analysis_	Lab_Samp	Dilution	Run_Num	Percent_M	Percent_L	Chem_Nar	Analyte_ID	Analyte_V	Original_A	Result_Un	Lab_Quali	Validator_	GC_Colum	Analysis_R	Result_Na	QC_Contr	QC_Accur	QC_Accur	Control_Li	QC_Narra	MDL	Detection	QSM_Vers	DL	LOD	LOQ	SDG	Analysis_E	Validator_	Val_Date
N6247016	4041		WHIDBEY	WI-AF-29-	NONS	SVOA	537_MOD	ORG	VISTA	VISTA AN	NONE	WET	METHOD	000	REG	W	4	02/13/201	02/20/2018			20180221	14:00:00	20180224	15:51:00	1800342-01		-999			Perfluorob	375-73-5		5.08	NG_L	U		PR	TRG								5.1	1.82	5.08	8.15	1800342	S8B0057		
N6247016	4041		WHIDBEY	WI-AF-29-	NONS	SVOA	537_MOD	ORG	VISTA	VISTA AN	NONE	WET	METHOD	000	REG	W	4	02/13/201	02/20/2018			20180221	14:00:00	20180224	15:51:00	1800342-01		-999			PFHxA	307-24-4		5.08	NG_L	U		PR	TRG								5.1	2.22	5.08	8.15	1800342	S8B0057		
N6247016	4041		WHIDBEY	WI-AF-29-	NONS	SVOA	537_MOD	ORG	VISTA	VISTA AN	NONE	WET	METHOD	000	REG	W	4	02/13/201	02/20/2018			20180221	14:00:00	20180224	15:51:00	1800342-01		-999			Perfluoroh	375-85-9		5.08	NG_L	U		PR	TRG								5.1	0.602	5.08	8.15	1800342	S8B0057		
N6247016	4041		WHIDBEY	WI-AF-29-	NONS	SVOA	537_MOD	ORG	VISTA	VISTA AN	NONE	WET	METHOD	000	REG	W	4	02/13/201	02/20/2018			20180221	14:00:00	20180224	15:51:00	1800342-01		-999			Perfluoroh	355-46-4		5.08	NG_L	U		PR	TRG								5.1	0.965	5.08	8.15	1800342	S8B0057		
N6247016	4041		WHIDBEY	WI-AF-29-	NONS	SVOA	537_MOD	ORG	VISTA	VISTA AN	NONE	WET	METHOD	000	REG	W	4	02/13/201	02/20/2018			20180221	14:00:00	20180224	15:51:00	1800342-01		-999			Perfluoroo	335-67-1		5.08	NG_L	U		PR	TRG								5.1	0.663	5.08	8.15	1800342	S8B0057		
N6247016	4041		WHIDBEY	WI-AF-29-	NONS	SVOA	537_MOD	ORG	VISTA	VISTA AN	NONE	WET	METHOD	000	REG	W	4	02/13/201	02/20/2018			20180221	14:00:00	20180224	15:51:00	1800342-01		-999			Perfluoroo	1763-23-1		5.08	NG_L	U		PR	TRG								5.1	0.822	5.08	8.15	1800342	S8B0057		
N6247016	4041		WHIDBEY	WI-AF-29-	NONS	SVOA	537_MOD	ORG	VISTA	VISTA AN	NONE	WET	METHOD	000	REG	W	4	02/13/201	02/20/2018			20180221	14:00:00	20180224	15:51:00	1800342-01		-999			Perfluoron	375-95-1		5.08	NG_L	U		PR	TRG								5.1	0.825	5.08	8.15	1800342	S8B0057		
N6247016	4041		WHIDBEY	WI-AF-29-	NONS	SVOA	537_MOD	ORG	VISTA	VISTA AN	NONE	WET	METHOD	000	REG	W	4	02/13/201	02/20/2018			20180221	14:00:00	20180224	15:51:00	1800342-01		-999			PFDA	335-76-2		5.08	NG_L	U		PR	TRG								5.1	1.52	5.08	8.15	1800342	S8B0057		
N6247016	4041		WHIDBEY	WI-AF-29-	NONS	SVOA	537_MOD	ORG	VISTA	VISTA AN	NONE	WET	METHOD	000	REG	W	4	02/13/201	02/20/2018			20180221	14:00:00	20180224	15:51:00	1800342-01		-999			MeFOSAA	2355-31-9		5.08	NG_L	U		PR	TRG								5.1	1.68	5.08	8.15	1800342	S8B0057		
N6247016	4041		WHIDBEY	WI-AF-29-	NONS	SVOA	537_MOD	ORG	VISTA	VISTA AN	NONE	WET	METHOD	000	REG	W	4	02/13/201	02/20/2018			20180221	14:00:00	20180224	15:51:00	1800342-01		-999			PFUnA	2058-94-8		5.08	NG_L	U		PR	TRG								5.1	1.07	5.08	8.15	1800342	S8B0057		
N6247016	4041		WHIDBEY	WI-AF-29-	NONS	SVOA	537_MOD	ORG	VISTA	VISTA AN	NONE	WET	METHOD	000	REG	W	4	02/13/201	02/20/2018			20180221	14:00:00	20180224	15:51:00	1800342-01		-999			EtFOSAA	2991-50-6		5.08	NG_L	U		PR	TRG								5.1	1.40	5.08	8.15	1800342	S8B0057		
N6247016	4041		WHIDBEY	WI-AF-29-	NONS	SVOA	537_MOD	ORG	VISTA	VISTA AN	NONE	WET	METHOD	000	REG	W	4	02/13/201	02/20/2018			20180221	14:00:00	20180224	15:51:00	1800342-01		-999			PFDoA	307-55-1		5.08	NG_L	U		PR	TRG								5.1	0.807	5.08	8.15	1800342	S8B0057		
N6247016	4041		WHIDBEY	WI-AF-29-	NONS	SVOA	537_MOD	ORG	VISTA	VISTA AN	NONE	WET	METHOD	000	REG	W	4	02/13/201	02/20/2018			20180221	14:00:00	20180224	15:51:00	1800342-01		-999			PFTrDA	72629-94-8		5.08	NG_L	U		PR	TRG								5.1	0.503	5.08	8.15	1800342	S8B0057		
N6247016	4041		WHIDBEY	WI-AF-29-	NONS	SVOA	537_MOD	ORG	VISTA	VISTA AN	NONE	WET	METHOD	000	REG	W	4	02/13/201	02/20/2018			20180221	14:00:00	20180224	15:51:00	1800342-01		-999			PFTeDA	376-06-7		5.08	NG_L	U		PR	TRG								5.1	0.769	5.08	8.15	1800342	S8B0057		
N6247016	4041		WHIDBEY	WI-AF-29-	NONS	SVOA	537_MOD	ORG	VISTA	VISTA AN	NONE	WET	METHOD	000	REG	W	4	02/13/201	02/20/2018			20180221	14:00:00	20180224	15:51:00	1800342-01		-999			13C3-PFB	13C3-PFBS		99.1	PCT_REC			PR	IS		SLSA	150	50				5.1				1800342	S8B0057		
N6247016	4041		WHIDBEY	WI-AF-29-	NONS	SVOA	537_MOD	ORG	VISTA	VISTA AN	NONE	WET	METHOD	000	REG	W	4	02/13/201	02/20/2018			20180221	14:00:00	20180224	15:51:00	1800342-01		-999			13C2-PFH	13C2-PFHxA		84.7	PCT_REC			PR	IS		SLSA	150	50				5.1				1800342	S8B0057		
N6247016	4041		WHIDBEY	WI-AF-29-	NONS	SVOA	537_MOD	ORG	VISTA	VISTA AN	NONE	WET	METHOD	000	REG	W	4	02/13/201	02/20/2018			20180221	14:00:00	20180224	15:51:00	1800342-01		-999			13C4-PFH	13C4-PFHpA		77.5	PCT_REC			PR	IS		SLSA	150	50				5.1				1800342	S8B0057		
N6247016	4041		WHIDBEY	WI-AF-29-	NONS	SVOA	537_MOD	ORG	VISTA	VISTA AN	NONE	WET	METHOD	000	REG	W	4	02/13/201	02/20/2018			20180221	14:00:00	20180224	15:51:00	1800342-01		-999			18O2-PFH	18O2-PFHxS		83.2	PCT_REC			PR	IS		SLSA	150	50				5.1				1800342	S8B0057		
N6247016	4041		WHIDBEY	WI-AF-29-	NONS	SVOA	537_MOD	ORG	VISTA	VISTA AN	NONE	WET	METHOD	000	REG	W	4	02/13/201	02/20/2018			20180221	14:00:00	20180224	15:51:00	1800342-01		-999			13C2-PFO	13C2-PFOA		85.3	PCT_REC			PR	IS		SLSA	150	50				5.1				1800342	S8B0057		
N6247016	4041		WHIDBEY	WI-AF-29-	NONS	SVOA	537_MOD	ORG	VISTA	VISTA AN	NONE	WET	METHOD	000	REG	W	4	02/13/201	02/20/2018			20180221	14:00:00	20180224	15:51:00	1800342-01		-999			13C8-PFO	13C8-PFOS		78.4	PCT_REC			PR	IS		SLSA	150	50				5.1				1800342	S8B0057		
N6247016	4041		WHIDBEY	WI-AF-29-	NONS	SVOA	537_MOD	ORG	VISTA	VISTA AN	NONE	WET	METHOD	000	REG	W	4	02/13/201	02/20/2018			20180221	14:00:00	20180224	15:51:00	1800342-01		-999			13C5-PFN	13C5-PFNA		84.1	PCT_REC			PR	IS		SLSA	150	50				5.1				1800342	S8B0057		
N6247016	4041		WHIDBEY	WI-AF-29-	NONS	SVOA	537_MOD	ORG	VISTA	VISTA AN	NONE	WET	METHOD	000	REG	W	4	02/13/201	02/20/2018			20180221	14:00:00	20180224	15:51:00	1800342-01		-999			13C2-PFD	13C2-PFDA		81.3	PCT_REC			PR	IS		SLSA	150	50				5.1				1800342	S8B0057		
N6247016	4041		WHIDBEY	WI-AF-29-	NONS	SVOA	537_MOD	ORG	VISTA	VISTA AN	NONE	WET	METHOD	000	REG	W	4	02/13/201	02/20/2018			20180221	14:00:00	20180224	15:51:00	1800342-01		-999			d3-MeFOS	d3-MeFOSAA		87.7	PCT_REC			PR	IS		SLSA	150	50				5.1				1800342	S8B0057		
N6247016	4041		WHIDBEY	WI-AF-29-	NONS	SVOA	537_MOD	ORG	VISTA	VISTA AN	NONE	WET	METHOD	000	REG	W	4	02/13/201	02/20/2018			20180221	14:00:00	20180224	15:51:00	1800342-01		-999			13C2-PFD	13C2-PFDoA		67.7	PCT_REC			PR	IS		SLSA	150	50				5.1				1800342	S8B0057		
N6247016	4041		WHIDBEY	WI-AF-29-	NONS	SVOA	537_MOD	ORG	VISTA	VISTA AN	NONE	WET	METHOD	000	REG	W	4	02/13/201	02/20/2018			20180221	14:00:00	20180224	15:51:00	1800342-01		-999			13C2-PFT	13C2-PFTeDA		71.2	PCT_REC			PR	IS		SLSA	150	50				5.1				1800342	S8B0057		
N6247016	4041		WHIDBEY	WI-AF-29-	NONS	SVOA	537_MOD	ORG	VISTA	VISTA AN	NONE	WET	METHOD	000	REG	W	4	02/13/201	02/20/2018			20180221	14:00:00	20180224	16:02:00	1800342-01		-999			Perfluorob	375-73-5		5.34	NG_L	U		PR	TRG								5.1	1.91	5.34	8.56	1800342	S8B0057		
N6247016	4041		WHIDBEY	WI-AF-29-	NONS	SVOA	537_MOD	ORG	VISTA	VISTA AN	NONE	WET	METHOD	000	REG	W	4	02/13/201	02/20/2018			20180221	14:00:00	20180224	16:02:00	1800342-01		-999			PFHxA	307-24-4		5.34	NG_L	U		PR	TRG								5.1	2.33	5.34	8.56	1800342	S8B0057		
N6247016	4041		WHIDBEY	WI-AF-29-	NONS	SVOA	537_MOD	ORG	VISTA	VISTA AN	NONE	WET	METHOD	000	REG	W	4	02/13/201	02/20/2018			20180221	14:00:00	20180224	16:02:00	1800342-01		-999			Perfluoroh	375-85-9		5.34	NG_L	U		PR	TRG								5.1	0.632	5.34	8.56	1800342	S8B0057		
N6247016	4041		WHIDBEY	WI-AF-29-	NONS	SVOA	537_MOD	ORG	VISTA	VISTA AN	NONE	WET	METHOD	000	REG	W	4	02/13/201	02/20/2018			20180221	14:00:00	20180224	16:02:00	1800342-01		-999			Perfluoroh	355-46-4		5.34	NG_L	U		PR	TRG								5.1	1.01	5.34	8.56	1800342	S8B0057		
N6247016	4041		WHIDBEY	WI-AF-29-	NONS	SVOA	537_MOD	ORG	VISTA	VISTA AN	NONE	WET	METHOD	000	REG	W	4	02/13/201	02/20/2018			20180221	14:00:00	20180224	16:02:00	1800342-01		-999			Perfluoroo	335-67-1		1.01	NG_L	JB		PR	TRG								5.1	0.696	5.34	8.56	1800342	S8B0057		
N6247016	4041		WHIDBEY	WI-AF-29-	NONS	SVOA	537_MOD	ORG	VISTA	VISTA AN	NONE	WET	METHOD	000	REG	W	4	02/13/201	02/20/2018			20180221	14:00:00	20180224	16:02:00	1800342-01		-999			Perfluoroo	1763-23-1		5.34	NG_L	U		PR	TRG								5.1	0.863	5.34	8.56	1800342	S8B0057		
N6247016	4041		WHIDBEY	WI-AF-29-	NONS	SVOA	537_MOD	ORG	VISTA	VISTA AN	NONE	WET	METHOD	000	REG	W	4	02/13/201	02/20/2018			20180221	14:00:00	20180224	16:02:00	1800342-01		-999			Perfluoron	375-95-1		5.34	NG_L	U		PR	TRG								5.1	0.866	5.34	8.56	1800342	S8B0057		
N6247016	4041		WHIDBEY	WI-AF-29-	NONS	SVOA	537_MOD	ORG	VISTA	VISTA AN	NONE	WET	METHOD	000	REG	W	4	02/13/201	02/20/2018			20180221	14:00:00	20180224	16:02:00	1800342-01		-999			PFDA	335-76-2		5.34	NG_L	U		PR	TRG								5.1	1.59	5.34	8.56	1800342	S8B0057		
N6247016	4041		WHIDBEY	WI-AF-29-	NONS	SVOA	537_MOD	ORG	VISTA	VISTA AN	NONE	WET	METHOD	000	REG	W	4	02/13/201	02/20/2018			20180221	14:00:00	20180224	16:02:00	1800342-01		-999			MeFOSAA	2355-31-9		5.34	NG_L	U		PR	TRG								5.1	1.76	5.34	8.56	1800342	S8B0057		
N6247016	4041		WHIDBEY	WI-AF-29-	NONS	SVOA	537_MOD	ORG	VISTA	VISTA AN	NONE	WET	METHOD	000	REG	W	4	02/13/201	02/20/2018			20180221	14:00:00	20180224	16:02:00	1800342-01		-999			PFUnA	2058-94-8		5.34	NG_L	U		PR	TRG								5.1	1.12	5.34	8.56	1800342	S8B0057		
N6247016	4041		WHIDBEY	WI-AF-29-	NONS	SVOA	537_MOD	ORG	VISTA	VISTA AN	NONE	WET	METHOD	000	REG	W	4	02/13/201	02/20/2018			20180221	14:00:00	20180224	16:02:00	1800342-01		-999			EtFOSAA	2991-50-6		5.34	NG_L	U		PR	TRG								5.1	1.47	5.34	8.56	1800342	S8B0057		
N6247016	4041		WHIDBEY	WI-AF-29-	NONS	SVOA	537_MOD	ORG	VISTA	VISTA AN	NONE	WET	METHOD	000	REG	W	4	02/13/201	02/20/2018			20180221	14:00:00	20180224	16:02:00	1800342-01		-999			PFDoA	307-55-1		5.34	NG_L	U		PR	TRG								5.1	0.847	5.34	8.56	1800342	S8B0057		
N6247016	4041		WHIDBEY	WI-AF-29-	NONS	SVOA	537_MOD	ORG	VISTA	VISTA AN	NONE	WET	METHOD	000	REG	W	4	02/13/201	02/20/2018			20180221	14:00:00	20180224	16:02:00	1800342-01		-999			PFTrDA	72629-94-8		5.34	NG_L	U		PR	TRG								5.1	0.528	5.34	8.56	1800342	S8B0057		
N6247016	4041		WHIDBEY	WI-AF-29-	NONS	SVOA	537_MOD	ORG	VISTA	VISTA AN	NONE	WET	METHOD	000	REG	W	4	02/13/201	02/20/2018			20180221	14:00:00	20180224	16:02:00	1800342-01		-999			PFTeDA	376-06-7		5.34	NG_L	U		PR	TRG								5.1	0.808	5.34	8.56	1800342	S8B0057		
N6247016	4041		WHIDBEY	WI-AF-29-	NONS	SVOA	537_MOD	ORG	VISTA	VISTA AN	NONE	WET	METHOD	000	REG	W	4	02/13/201	02/20/2018			20180221	14:00:00	20180224	16:02:00	1800342-01		-999			13C3-PFB	13C3-PFBS		109	PCT_REC			PR	IS		SLSA	150	50				5.1				1800342	S8B0057		
N6247016	4041		WHIDBEY	WI-AF-29-	NONS	SVOA	537_MOD	ORG	VISTA	VISTA AN	NONE	WET	METHOD	000	REG	W	4	02/13/201	02/20/2018			20180221	14:00:00	20180224	16:02:00	1800342-01		-999			13C2-PFH	13C2-PFHxA		79.2	PCT_REC			PR	IS		SLSA	150	50				5.1				1800342	S8B0057		
N6247016	4041		WHIDBEY	WI-AF-29-	NONS	SVOA	537_MOD	ORG	VISTA	VISTA AN	NONE	WET	METHOD	000	REG	W	4	02/13/201	02/20/2018			20180221	14:00:00	20180224	16:02:00	1800342-01		-999			13C4-PFH	13C4-PFHpA		87.9	PCT_REC			PR	IS		SLSA	150	50				5.1				1800342	S8B0057		
N6247016	4041		WHIDBEY	WI-AF-29-	NONS	SVOA	537_MOD	ORG	VISTA	VISTA AN	NONE	WET	METHOD	000	REG	W	4	02/13/201	02/20/2018			20180221	14:00:00	20180224	16:02:00	1800342-01		-999			18O2-PFH	18O2-PFHxS		81.6	PCT_REC			PR	IS		SLSA	150	50				5.1				1800342	S8B0057		
N6247016	4041		WHIDBEY	WI-AF-29-	NONS	SVOA	537_MOD	ORG	VISTA	VISTA AN	NONE	WET	METHOD	000	REG	W	4	02/13/201	02/20/2018			20180221	14:00:00	20180224	16:02:00	1800342-01		-999			13C2-PFO	13C2-PFOA		63.2	PCT_REC			PR	IS		SLSA	150	50				5.1				1800342	S8B0057		
N6247016	4041		WHIDBEY	WI-AF-29-	NONS	SVOA	537_MOD	ORG	VISTA	VISTA AN	NONE	WET	METHOD	000	REG	W	4	02/13/201	02/20/2018			20180221	14:00:00	20180224	16:02:00	1800342-01		-999			13C8-PFO	13C8-PFOS		88.1	PCT_REC			PR	IS		SLSA	150	50				5.1				1800342	S8B0057		
N6247016	4041		WHIDBEY	WI-AF-29-	NONS	SVOA	537_MOD	ORG	VISTA	VISTA AN	NONE	WET	METHOD	000	REG	W	4	02/13/201	02/20/2018			20180221	14:00:00	20180224	16:02:00	1800342-01		-999			13C5-PFN	13C5-PFNA		71.4	PCT_REC			PR	IS		SLSA	150	50				5.1				1800342	S8B0057		
N6247016	4041		WHIDBEY	WI-AF-29-	NONS	SVOA	537_MOD	ORG	VISTA	VISTA AN	NONE	WET	METHOD	000	REG	W	4	02/13/201	02/20/2018			20180221	14:00:00	20180224	16:02:00	1800342-01		-999			13C2-PFD	13C2-PFDA		81.3	PCT_REC			PR	IS		SLSA	150	50				5.1				1800342	S8B0057		
N6247016	4041		WHIDBEY	WI-AF-29-	NONS	SVOA	537_MOD	ORG	VISTA	VISTA AN	NONE	WET	METHOD	000	REG	W	4	02/13/201	02/20/2018			20180221	14:00:00	20180224	16:02:00	1800342-01		-999			d3-MeFOS	d3-MeFOSAA		103	PCT_REC			PR	IS		SLSA	150	50				5.1				1800342	S8B0057		
N6247016	4041		WHIDBEY	WI-AF-29-	NONS	SVOA	537_MOD	ORG	VISTA	VISTA AN	NONE	WET	METHOD	000	REG	W	4	02/13/201	02/20/2018			20180221	14:00:00	20180224	16:02:00	1800342-01		-999			13C2-PFU	13C2-PFUnA		76.3	PCT_REC			PR	IS		SLSA	150	50				5.1				1800342	S8B0057		
N6247016	4041		WHIDBEY	WI-AF-29-	NONS	SVOA	537_MOD	ORG	VISTA	VISTA AN	NONE	WET	METHOD	000	REG	W	4	02/13/201	02/20/2018			20180221	14:00:00	20180224	16:02:00	1800342-01		-999			d5-EtFOSA	d5-EtFOSAA		102	PCT_REC			PR	IS		SLSA	150	50				5.1				1800342	S8B0057		
N6247016	4041		WHIDBEY	WI-AF-29-	NONS	SVOA	537_MOD	ORG	VISTA	VISTA AN	NONE	WET	METHOD	000	REG	W	4	02/13/201	02/20/2018			20180221	14:00:00	20180224	16:02:00	1800342-01		-999			13C2-PFD	13C2-PFDoA		59.4	PCT_REC			PR	IS		SLSA	150	50				5.1				1800342	S8B0057		
N6247016	4041		WHIDBEY	WI-AF-29-	NONS	SVOA	537_MOD	ORG	VISTA	VISTA AN	NONE	WET	METHOD	000	REG	W	4	02/13/201	02/20/2018			20180221	14:00:00	20180224	16:02:00	1800342-01		-999			13C2-PFT	13C2-PFTeDA		75.9	PCT_REC			PR	IS		SLSA	150	50				5.1				1800342	S8B0057		
N6247016	4041		WHIDBEY	WI-AF-FB	NONS	SVOA	537_MOD	ORG	VISTA	VISTA AN	NONE	WET	METHOD	000	REG	W	4	02/13/201	02/20/2018			20180221	14:00:00	20180224	16:14:00	1800342-01		-999			Perfluorob	375-73-5		4.92	NG_L	U		PR	TRG								5.1	1.77	4.92	7.90	1800342	S8B0057		
N6247016	4041		WHIDBEY	WI-AF-FB	NONS	SVOA	537_MOD	ORG	VISTA	VISTA AN	NONE	WET	METHOD	000	REG	W	4	02/13/201	02/20/2018			20180221	14:00:00	20180224	16:14:00	1800342-01		-999			PFHxA	307-24-4		4.92	NG_L	U		PR	TRG								5.1	2.15	4.92	7.90	1800342	S8B0057		
N6247016	4041		WHIDBEY	WI-AF-FB	NONS	SVOA	537_MOD	ORG	VISTA	VISTA AN	NONE	WET	METHOD	000	REG	W	4	02/13/201	02/20/2018			20180221	14:00:00	20180224	16:14:00	1800342-01		-999			Perfluorob	375-85-9		4.92	NG_L	U		PR	TRG								5.1	0.584	4.92	7.90	1800342	S8B0057		
N6247016	4041		WHIDBEY	WI-AF-FB	NONS	SVOA	537_MOD	ORG	VISTA	VISTA AN	NONE	WET	METHOD	000	REG	W	4	02/13/201	02/20/2018			20180221	14:00:00	20180224	16:14:00	1800342-01		-999			Perfluorob	355-46-4		4.92	NG_L	U		PR	TRG								5.1	0.935	4.92	7.90	1800342	S8B0057		
N6247016	4041		WHIDBEY	WI-AF-FB	NONS	SVOA	537_MOD	ORG	VISTA	VISTA AN	NONE	WET	METHOD	000	REG	W	4	02/13/201	02/20/2018			20180221	14:00:00	20180224	16:14:00	1800342-01		-999			Perfluorob	335-67-1		4.92	NG_L	U		PR	TRG								5.1	0.643	4.92	7.90	1800342	S8B0057		
N6247016	4041		WHIDBEY	WI-AF-FB	NONS	SVOA	537_MOD	ORG	VISTA	VISTA AN	NONE	WET	METHOD	000	REG	W	4	02/13/201	02/20/2018			20180221	14:00:00	20180224	16:14:00	1800342-01		-999			Perfluorob	1763-23-1		4.92	NG_L	U		PR	TRG								5.1	0.797	4.92	7.90	1800342	S8B0057		
N6247016	4041		WHIDBEY	WI-AF-FB	NONS	SVOA	537_MOD	ORG	VISTA	VISTA AN	NONE	WET	METHOD	000	REG	W	4	02/13/201	02/20/2018			20180221	14:00:00	20180224	16:14:00	1800342-01		-999			Perfluoron	375-95-1		4.92	NG_L	U		PR	TRG								5.1	0.800	4.92	7.90	1800342	S8B0057		
N6247016	4041		WHIDBEY	WI-AF-FB	NONS	SVOA	537_MOD	ORG	VISTA	VISTA AN	NONE	WET	METHOD	000	REG	W	4	02/13/201	02/20/2018			20180221	14:00:00	20180224	16:14:00	1800342-01		-999			PFDA	335-76-2		4.92	NG_L	U		PR	TRG								5.1	1.47	4.92	7.90	1800342	S8B0057		
N6247016	4041		WHIDBEY	WI-AF-FB	NONS	SVOA	537_MOD	ORG	VISTA	VISTA AN	NONE	WET	METHOD	000	REG	W	4	02/13/201	02/20/2018			20180221	14:00:00	20180224	16:14:00	1800342-01		-999			MeFOSAA	2355-31-9		4.92	NG_L	U		PR	TRG								5.1	1.63	4.92	7.90	1800342	S8B0057		
N6247016	4041		WHIDBEY	WI-AF-FB	NONS	SVOA	537_MOD	ORG	VISTA	VISTA AN	NONE	WET	METHOD	000	REG	W	4	02/13/201	02/20/2018			20180221	14:00:00	20180224	16:14:00	1800342-01		-999			PFUnA	2058-94-8		4.92	NG_L	U		PR	TRG								5.1	1.04	4.92	7.90	1800342	S8B0057		
N6247016	4041		WHIDBEY	WI-AF-FB	NONS	SVOA	537_MOD	ORG	VISTA	VISTA AN	NONE	WET	METHOD	000	REG	W	4	02/13/201	02/20/2018			20180221	14:00:00	20180224	16:14:00	1800342-01		-999			EtFOSAA	2991-50-6		4.92	NG_L	U		PR	TRG								5.1	1.35	4.92	7.90	1800342	S8B0057		
N6247016	4041		WHIDBEY	WI-AF-FB	NONS	SVOA	537_MOD	ORG	VISTA	VISTA AN	NONE	WET	METHOD	000	REG	W	4	02/13/201	02/20/2018			20180221	14:00:00	20180224	16:14:00	1800342-01		-999			PFDoA	307-55-1		4.92	NG_L	U		PR	TRG								5.1	0.782	4.92	7.90	1800342	S8B0057		
N6247016	4041		WHIDBEY	WI-AF-FB	NONS	SVOA	537_MOD	ORG	VISTA	VISTA AN	NONE	WET	METHOD	000	REG	W	4	02/13/201	02/20/2018			20180221	14:00:00	20180224	16:14:00	1800342-01		-999			PFTrDA	72629-94-8		4.92	NG_L	U		PR	TRG								5.1	0.488	4.92	7.90	1800342	S8B0057		
N6247016	4041		WHIDBEY	WI-AF-FB	NONS	SVOA	537_MOD	ORG	VISTA	VISTA AN	NONE	WET	METHOD	000	REG	W	4	02/13/201	02/20/2018			20180221	14:00:00	20180224	16:14:00	1800342-01		-999			PFTeDA	376-06-7		4.92	NG_L	U		PR	TRG								5.1	0.746	4.92	7.90	1800342	S8B0057		
N6247016	4041		WHIDBEY	WI-AF-FB	NONS	SVOA	537_MOD	ORG	VISTA	VISTA AN	NONE	WET	METHOD	000	REG	W	4	02/13/201	02/20/2018			20180221	14:00:00	20180224	16:14:

Contract	DO_CTO	Phase	Installation	Sample_N	CH2M_Co	Analysis_	Analytical	PRC_Code	Lab_Code	Lab_Name	Leachate	Sample_B	Extraction	Result_Ty	Lab_QC_T	Sample_M	QC_Level	DateTime	Date_Rec	Leachate	Leachate	Extraction	Extraction	Analysis_	Analysis_	Lab_Samp	Dilution	Run_Num	Percent_M	Percent_L	Chem_Nam	Analyte_ID	Analyte_V	Original_A	Result_Un	Lab_Quali	Validator_	GC_Colum	Analysis_	Result_Na	QC_Contr	QC_Accur	QC_Accur	Control_Li	QC_Narra	MDL	Detection	QSM_Vers	DL	LOD	LOQ	SDG	Analysis_E	Validator_	Val_Date
N6247016	4041		WHIDBEY	WI-AF-EB	NONS	SVOA	537_MOD	ORG	VISTA	VISTA AN	NONE	WET	METHOD	000	REG	W	4	02/13/201	02/20/2018			20180221	14:00:00	20180224	16:37:00	1800342-01	1	-999			13C2-PFD	13C2-PFDA		52.3	PCT_REC			PR	IS		SLSA	150	50					5.1				1800342	S8B0057		
N6247016	4041		WHIDBEY	WI-AF-EB	NONS	SVOA	537_MOD	ORG	VISTA	VISTA AN	NONE	WET	METHOD	000	REG	W	4	02/13/201	02/20/2018			20180221	14:00:00	20180224	16:37:00	1800342-01	1	-999			d3-MeFOS	d3-MeFOSAA		83.1	PCT_REC			PR	IS		SLSA	150	50					5.1				1800342	S8B0057		
N6247016	4041		WHIDBEY	WI-AF-EB	NONS	SVOA	537_MOD	ORG	VISTA	VISTA AN	NONE	WET	METHOD	000	REG	W	4	02/13/201	02/20/2018			20180221	14:00:00	20180224	16:37:00	1800342-01	1	-999			13C2-PFU	13C2-PFUnA		67.7	PCT_REC			PR	IS		SLSA	150	50					5.1				1800342	S8B0057		
N6247016	4041		WHIDBEY	WI-AF-EB	NONS	SVOA	537_MOD	ORG	VISTA	VISTA AN	NONE	WET	METHOD	000	REG	W	4	02/13/201	02/20/2018			20180221	14:00:00	20180224	16:37:00	1800342-01	1	-999			d5-EtFOS	d5-EtFOSAA		70.9	PCT_REC			PR	IS		SLSA	150	50					5.1				1800342	S8B0057		
N6247016	4041		WHIDBEY	WI-AF-EB	NONS	SVOA	537_MOD	ORG	VISTA	VISTA AN	NONE	WET	METHOD	000	REG	W	4	02/13/201	02/20/2018			20180221	14:00:00	20180224	16:37:00	1800342-01	1	-999			13C2-PFD	13C2-PFDoA		68.8	PCT_REC			PR	IS		SLSA	150	50					5.1				1800342	S8B0057		
N6247016	4041		WHIDBEY	WI-AF-EB	NONS	SVOA	537_MOD	ORG	VISTA	VISTA AN	NONE	WET	METHOD	000	REG	W	4	02/13/201	02/20/2018			20180221	14:00:00	20180224	16:37:00	1800342-01	1	-999			13C2-PFT	13C2-PFTeDA		64.6	PCT_REC			PR	IS		SLSA	150	50					5.1				1800342	S8B0057		
N6247016	4041		WHIDBEY	WI-AF-EB	NONS	SVOA	537_MOD	ORG	VISTA	VISTA AN	NONE	WET	METHOD	000	REG	W	4	02/13/201	02/20/2018			20180221	14:00:00	20180226	10:01:00	1800342-01	1	-999			Perfluoro	375-73-5		5.00	NG_L	U		PR	TRG									5.1	1.80	5.00	8.02	1800342	S8B0057		
N6247016	4041		WHIDBEY	WI-AF-EB	NONS	SVOA	537_MOD	ORG	VISTA	VISTA AN	NONE	WET	METHOD	000	REG	W	4	02/13/201	02/20/2018			20180221	14:00:00	20180226	10:01:00	1800342-01	1	-999			PFHxA	307-24-4		5.00	NG_L	U		PR	TRG									5.1	2.19	5.00	8.02	1800342	S8B0057		
N6247016	4041		WHIDBEY	WI-AF-EB	NONS	SVOA	537_MOD	ORG	VISTA	VISTA AN	NONE	WET	METHOD	000	REG	W	4	02/13/201	02/20/2018			20180221	14:00:00	20180226	10:01:00	1800342-01	1	-999			Perfluoro	375-85-9		5.00	NG_L	U		PR	TRG									5.1	0.593	5.00	8.02	1800342	S8B0057		
N6247016	4041		WHIDBEY	WI-AF-EB	NONS	SVOA	537_MOD	ORG	VISTA	VISTA AN	NONE	WET	METHOD	000	REG	W	4	02/13/201	02/20/2018			20180221	14:00:00	20180226	10:01:00	1800342-01	1	-999			Perfluoro	355-46-4		5.00	NG_L	U		PR	TRG									5.1	0.950	5.00	8.02	1800342	S8B0057		
N6247016	4041		WHIDBEY	WI-AF-EB	NONS	SVOA	537_MOD	ORG	VISTA	VISTA AN	NONE	WET	METHOD	000	REG	W	4	02/13/201	02/20/2018			20180221	14:00:00	20180226	10:01:00	1800342-01	1	-999			Perfluoro	335-67-1		5.00	NG_L	U		PR	TRG									5.1	0.653	5.00	8.02	1800342	S8B0057		
N6247016	4041		WHIDBEY	WI-AF-EB	NONS	SVOA	537_MOD	ORG	VISTA	VISTA AN	NONE	WET	METHOD	000	REG	W	4	02/13/201	02/20/2018			20180221	14:00:00	20180226	10:01:00	1800342-01	1	-999			Perfluoro	1763-23-1		5.00	NG_L	U		PR	TRG									5.1	0.809	5.00	8.02	1800342	S8B0057		
N6247016	4041		WHIDBEY	WI-AF-EB	NONS	SVOA	537_MOD	ORG	VISTA	VISTA AN	NONE	WET	METHOD	000	REG	W	4	02/13/201	02/20/2018			20180221	14:00:00	20180226	10:01:00	1800342-01	1	-999			Perfluoro	375-95-1		5.00	NG_L	U		PR	TRG									5.1	0.812	5.00	8.02	1800342	S8B0057		
N6247016	4041		WHIDBEY	WI-AF-EB	NONS	SVOA	537_MOD	ORG	VISTA	VISTA AN	NONE	WET	METHOD	000	REG	W	4	02/13/201	02/20/2018			20180221	14:00:00	20180226	10:01:00	1800342-01	1	-999			PFDA	335-76-2		5.00	NG_L	U		PR	TRG									5.1	1.49	5.00	8.02	1800342	S8B0057		
N6247016	4041		WHIDBEY	WI-AF-EB	NONS	SVOA	537_MOD	ORG	VISTA	VISTA AN	NONE	WET	METHOD	000	REG	W	4	02/13/201	02/20/2018			20180221	14:00:00	20180226	10:01:00	1800342-01	1	-999			MeFOSAA	2355-31-9		5.00	NG_L	U		PR	TRG									5.1	1.65	5.00	8.02	1800342	S8B0057		
N6247016	4041		WHIDBEY	WI-AF-EB	NONS	SVOA	537_MOD	ORG	VISTA	VISTA AN	NONE	WET	METHOD	000	REG	W	4	02/13/201	02/20/2018			20180221	14:00:00	20180226	10:01:00	1800342-01	1	-999			PFUnA	2058-94-8		5.00	NG_L	U		PR	TRG									5.1	1.05	5.00	8.02	1800342	S8B0057		
N6247016	4041		WHIDBEY	WI-AF-EB	NONS	SVOA	537_MOD	ORG	VISTA	VISTA AN	NONE	WET	METHOD	000	REG	W	4	02/13/201	02/20/2018			20180221	14:00:00	20180226	10:01:00	1800342-01	1	-999			EtFOSAA	2991-50-6		5.00	NG_L	U		PR	TRG									5.1	1.37	5.00	8.02	1800342	S8B0057		
N6247016	4041		WHIDBEY	WI-AF-EB	NONS	SVOA	537_MOD	ORG	VISTA	VISTA AN	NONE	WET	METHOD	000	REG	W	4	02/13/201	02/20/2018			20180221	14:00:00	20180226	10:01:00	1800342-01	1	-999			PFDoA	307-55-1		5.00	NG_L	U		PR	TRG									5.1	0.794	5.00	8.02	1800342	S8B0057		
N6247016	4041		WHIDBEY	WI-AF-EB	NONS	SVOA	537_MOD	ORG	VISTA	VISTA AN	NONE	WET	METHOD	000	REG	W	4	02/13/201	02/20/2018			20180221	14:00:00	20180226	10:01:00	1800342-01	1	-999			PFTrDA	72629-94-8		5.00	NG_L	U		PR	TRG									5.1	0.495	5.00	8.02	1800342	S8B0057		
N6247016	4041		WHIDBEY	WI-AF-EB	NONS	SVOA	537_MOD	ORG	VISTA	VISTA AN	NONE	WET	METHOD	000	REG	W	4	02/13/201	02/20/2018			20180221	14:00:00	20180226	10:01:00	1800342-01	1	-999			PFTeDA	376-06-7		5.00	NG_L	U		PR	TRG									5.1	0.757	5.00	8.02	1800342	S8B0057		
N6247016	4041		WHIDBEY	WI-AF-EB	NONS	SVOA	537_MOD	ORG	VISTA	VISTA AN	NONE	WET	METHOD	000	REG	W	4	02/13/201	02/20/2018			20180221	14:00:00	20180226	10:01:00	1800342-01	1	-999			13C3-PFB	13C3-PFBS		104	PCT_REC			PR	IS		SLSA	150	50					5.1				1800342	S8B0057		
N6247016	4041		WHIDBEY	WI-AF-EB	NONS	SVOA	537_MOD	ORG	VISTA	VISTA AN	NONE	WET	METHOD	000	REG	W	4	02/13/201	02/20/2018			20180221	14:00:00	20180226	10:01:00	1800342-01	1	-999			13C2-PFH	13C2-PFHxA		82.7	PCT_REC			PR	IS		SLSA	150	50					5.1				1800342	S8B0057		
N6247016	4041		WHIDBEY	WI-AF-EB	NONS	SVOA	537_MOD	ORG	VISTA	VISTA AN	NONE	WET	METHOD	000	REG	W	4	02/13/201	02/20/2018			20180221	14:00:00	20180226	10:01:00	1800342-01	1	-999			13C4-PFH	13C4-PFHpA		88.7	PCT_REC			PR	IS		SLSA	150	50					5.1				1800342	S8B0057		
N6247016	4041		WHIDBEY	WI-AF-EB	NONS	SVOA	537_MOD	ORG	VISTA	VISTA AN	NONE	WET	METHOD	000	REG	W	4	02/13/201	02/20/2018			20180221	14:00:00	20180226	10:01:00	1800342-01	1	-999			18O2-PFH	18O2-PFHxS		97.1	PCT_REC			PR	IS		SLSA	150	50					5.1				1800342	S8B0057		
N6247016	4041		WHIDBEY	WI-AF-EB	NONS	SVOA	537_MOD	ORG	VISTA	VISTA AN	NONE	WET	METHOD	000	REG	W	4	02/13/201	02/20/2018			20180221	14:00:00	20180226	10:01:00	1800342-01	1	-999			13C2-PFO	13C2-PFOA		76.7	PCT_REC			PR	IS		SLSA	150	50					5.1				1800342	S8B0057		
N6247016	4041		WHIDBEY	WI-AF-EB	NONS	SVOA	537_MOD	ORG	VISTA	VISTA AN	NONE	WET	METHOD	000	REG	W	4	02/13/201	02/20/2018			20180221	14:00:00	20180226	10:01:00	1800342-01	1	-999			13C8-PFO	13C8-PFOS		79.7	PCT_REC			PR	IS		SLSA	150	50					5.1				1800342	S8B0057		
N6247016	4041		WHIDBEY	WI-AF-EB	NONS	SVOA	537_MOD	ORG	VISTA	VISTA AN	NONE	WET	METHOD	000	REG	W	4	02/13/201	02/20/2018			20180221	14:00:00	20180226	10:01:00	1800342-01	1	-999			13C5-PFN	13C5-PFNA		68.5	PCT_REC			PR	IS		SLSA	150	50					5.1				1800342	S8B0057		
N6247016	4041		WHIDBEY	WI-AF-EB	NONS	SVOA	537_MOD	ORG	VISTA	VISTA AN	NONE	WET	METHOD	000	REG	W	4	02/13/201	02/20/2018			20180221	14:00:00	20180226	10:01:00	1800342-01	1	-999			13C2-PFD	13C2-PFDA		76.8	PCT_REC			PR	IS		SLSA	150	50					5.1				1800342	S8B0057		
N6247016	4041		WHIDBEY	WI-AF-EB	NONS	SVOA	537_MOD	ORG	VISTA	VISTA AN	NONE	WET	METHOD	000	REG	W	4	02/13/201	02/20/2018			20180221	14:00:00	20180226	10:01:00	1800342-01	1	-999			d3-MeFOS	d3-MeFOSAA		75.9	PCT_REC			PR	IS		SLSA	150	50					5.1				1800342	S8B0057		
N6247016	4041		WHIDBEY	WI-AF-EB	NONS	SVOA	537_MOD	ORG	VISTA	VISTA AN	NONE	WET	METHOD	000	REG	W	4	02/13/201	02/20/2018			20180221	14:00:00	20180226	10:01:00	1800342-01	1	-999			13C2-PFU	13C2-PFUnA		60.4	PCT_REC			PR	IS		SLSA	150	50					5.1				1800342	S8B0057		
N6247016	4041		WHIDBEY	WI-AF-EB	NONS	SVOA	537_MOD	ORG	VISTA	VISTA AN	NONE	WET	METHOD	000	REG	W	4	02/13/201	02/20/2018			20180221	14:00:00	20180226	10:01:00	1800342-01	1	-999			d5-EtFOS	d5-EtFOSAA		78.6	PCT_REC			PR	IS		SLSA	150	50					5.1				1800342	S8B0057		
N6247016	4041		WHIDBEY	WI-AF-EB	NONS	SVOA	537_MOD	ORG	VISTA	VISTA AN	NONE	WET	METHOD	000	REG	W	4	02/13/201	02/20/2018			20180221	14:00:00	20180226	10:01:00	1800342-01	1	-999			13C2-PFD	13C2-PFDoA		68.6	PCT_REC			PR	IS		SLSA	150	50					5.1				1800342	S8B0057		
N6247016	4041		WHIDBEY	WI-AF-EB	NONS	SVOA	537_MOD	ORG	VISTA	VISTA AN	NONE	WET	METHOD	000	REG	W	4	02/13/201	02/20/2018			20180221	14:00:00	20180226	10:01:00	1800342-01	1	-999			13C2-PFT	13C2-PFTeDA		62.4	PCT_REC			PR	IS		SLSA	150	50					5.1				1800342	S8B0057		
N6247016	4041		WHIDBEY	WI-AF-MW	NONS	SVOA	537_MOD	ORG	VISTA	VISTA AN	NONE	WET	METHOD	000	REG	W	4	02/15/201	02/20/2018			20180221	14:00:00	20180224	17:34:00	1800342-01	1	-999			Perfluoro	375-73-5		5.25	NG_L	U		PR	TRG									5.1	1.88	5.25	8.42	1800342	S8B0057		
N6247016	4041		WHIDBEY	WI-AF-MW	NONS	SVOA	537_MOD	ORG	VISTA	VISTA AN	NONE	WET	METHOD	000	REG	W	4	02/15/201	02/20/2018			20180221	14:00:00	20180224	17:34:00	1800342-01	1	-999			PFHxA	307-24-4		5.25	NG_L	U		PR	TRG									5.1	2.29	5.25	8.42	1800342	S8B0057		
N6247016	4041		WHIDBEY	WI-AF-MW	NONS	SVOA	537_MOD	ORG	VISTA	VISTA AN	NONE	WET	METHOD	000	REG	W	4	02/15/201	02/20/2018			20180221	14:00:00	20180224	17:34:00	1800342-01	1	-999			Perfluoro	375-85-9		5.25	NG_L	U		PR	TRG									5.1	0.622	5.25	8.42	1800342	S8B0057		
N6247016	4041		WHIDBEY	WI-AF-MW	NONS	SVOA	537_MOD	ORG	VISTA	VISTA AN	NONE	WET	METHOD	000	REG	W	4	02/15/201	02/20/2018			20180221	14:00:00	20180224	17:34:00	1800342-01	1	-999			Perfluoro	355-46-4		5.25	NG_L	U		PR	TRG									5.1	0.996	5.25	8.42	1800342	S8B0057		
N6247016	4041		WHIDBEY	WI-AF-MW	NONS	SVOA	537_MOD	ORG	VISTA	VISTA AN	NONE	WET	METHOD	000	REG	W	4	02/15/201	02/20/2018			20180221	14:00:00	20180224	17:34:00	1800342-01	1	-999			Perfluoro	335-67-1		5.25	NG_L	U		PR	TRG									5.1	0.685	5.25	8.42	1800342	S8B0057		
N6247016	4041		WHIDBEY	WI-AF-MW	NONS	SVOA	537_MOD	ORG	VISTA	VISTA AN	NONE	WET	METHOD	000	REG	W	4	02/15/201	02/20/2018			20180221	14:00:00	20180224	17:34:00	1800342-01	1	-999			Perfluoro	1763-23-1		5.25	NG_L	U		PR	TRG									5.1	0.849	5.25	8.42	1800342	S8B0057		
N6247016	4041		WHIDBEY	WI-AF-MW	NONS	SVOA	537_MOD	ORG	VISTA	VISTA AN	NONE	WET	METHOD	000	REG	W	4	02/15/201	02/20/2018			20180221	14:00:00	20180224	17:34:00	1800342-01	1	-999			Perfluoro	375-95-1		5.25	NG_L	U		PR	TRG									5.1	0.852	5.25	8.42	1800342	S8B0057		
N6247016	4041		WHIDBEY	WI-AF-MW	NONS	SVOA	537_MOD	ORG	VISTA	VISTA AN	NONE	WET	METHOD	000	REG	W	4	02/15/201	02/20/2018			20180221	14:00:00	20180224	17:34:00	1800342-01	1	-999			PFDA	335-76-2		5.25	NG_L	U		PR	TRG									5.1	1.57	5.25	8.42	1800342	S8B0057		
N6247016	4041		WHIDBEY	WI-AF-MW	NONS	SVOA	537_MOD	ORG	VISTA	VISTA AN	NONE	WET	METHOD	000	REG	W	4	02/15/201	02/20/2018			20180221	14:00:00	20180224	17:34:00	1800342-01	1	-999			MeFOSAA	2355-31-9		5.25	NG_L	U		PR	TRG									5.1	1.74	5.25	8.42	1800342	S8B0057		
N6247016	4041		WHIDBEY	WI-AF-MW	NONS	SVOA	537_MOD	ORG	VISTA	VISTA AN	NONE	WET	METHOD	000	REG	W	4	02/15/201	02/20/2018			20180221	14:00:00	20180224	17:34:00	1800342-01	1	-999			PFUnA	2058-94-8		5.25	NG_L	U		PR	TRG									5.1	1.10	5.25	8.42	1800342	S8B0057		
N6247016	4041		WHIDBEY	WI-AF-MW	NONS	SVOA	537_MOD	ORG	VISTA	VISTA AN	NONE	WET	METHOD	000	REG	W	4	02/15/201	02/20/2018			20180221	14:00:00	20180224	17:34:00	1800342-01	1	-999			EtFOSAA	2991-50-6		5.25	NG_L	U		PR	TRG									5.1	1.44	5.25	8.42	1800342	S8B0057		
N6247016	4041		WHIDBEY	WI-AF-MW	NONS	SVOA	537_MOD	ORG	VISTA	VISTA AN	NONE	WET	METHOD	000	REG	W	4	02/15/201	02/20/2018			20180221	14:00:00	20180224	17:34:00	1800342-01	1	-999			PFDoA	307-55-1		5.25	NG_L	U		PR	TRG									5.1	0.833	5.25	8.42	1800342	S8B0057		
N6247016	4041		WHIDBEY	WI-AF-MW	NONS	SVOA	537_MOD	ORG	VISTA	VISTA AN	NONE	WET	METHOD	000	REG	W	4	02/15/201	02/20/2018			20180221	14:00:00	20180224	17:34:00	1800342-01	1	-999			PFTrDA	72629-94-8		5.25	NG_L	U		PR	TRG									5.1	0.520	5.25	8.42	1800342	S8B0057		
N6247016	4041		WHIDBEY	WI-AF-MW	NONS	SVOA	537_MOD	ORG	VISTA	VISTA AN	NONE	WET	METHOD	000	REG	W	4	02/15/201	02/20/2018			20180221	14:00:00	20180224	17:34:00	1800342-01	1	-999			PFTeDA	376-06-7		5.25	NG_L	U		PR	TRG									5.1	0.794	5.25	8.42	1800342	S8B0057		
N6247016	4041		WHIDBEY	WI-AF-MW	NONS	SVOA	537_MOD	ORG	VISTA	VISTA AN	NONE	WET	METHOD	000	REG	W	4	02/15/201	02/20/2018			20180221	14:00:00	20180224	17:34:00	1800342-01	1	-999			13C3-PFB	13C3-PFBS		97.6	PCT_REC			PR	IS		SLSA	150	50					5.1				1800342	S8B0057		
N6247016	4041		WHIDBEY	WI-AF-MW	NONS	SVOA	537_MOD	ORG	VISTA	VISTA AN	NONE	WET	METHOD	000	REG	W	4	02/15/201	02/20/2018			20180221	14:00:00	20180224	17:34:00	1800342-01	1	-999			13C2-PFH	13C2-PFHxA		81.5	PCT_REC			PR	IS		SLSA	150	50					5.1				1800342	S8B0057		
N6247016	4041		WHIDBEY	WI-AF-MW	NONS	SVOA	537_MOD	ORG	VISTA	VISTA AN	NONE	WET	METHOD	000	REG	W	4	02/15/201	02/20/2018			20180221	14:00:00	20180224	17:34:00	1800342-01	1	-999			13C4-PFH	13C4-PFHpA		86.5	PCT_REC			PR	IS		SLSA	150	50					5.1				1800342	S8B0057		
N6247016	4041		WHIDBEY	WI-AF-MW	NONS	SVOA	537_MOD	ORG	VISTA	VISTA AN	NONE	WET	METHOD	000	REG	W	4	02/15/201	02/20/2018			20180221	14:00:00	20180224	17:34:00	1800342-01	1	-999			18O2-PFH	18O2-PFHxS		77.0	PCT_REC			PR	IS		SLSA	150	50					5.1				1800342	S8B0057		
N6247016	4041		WHIDBEY	WI-AF-MW	NONS	SVOA	537_MOD	ORG	VISTA	VISTA AN	NONE	WET	METHOD	000	REG	W	4	02/15/201	02/20/2018			20180221	14:00:00	20180224	17:34:00	1800342-01	1	-999			13C2-PFO	13C2-PFOA		78.2	PCT_REC			PR	IS		SLSA	150	50					5.1				1800342	S8B0057		
N6247016	4041		WHIDBEY	WI-AF-MW	NONS	SVOA	537_MOD	ORG	VISTA	VISTA AN	NONE	WET	METHOD	000	REG	W	4	02/15/201	02/20/2018			20180221	14:00:00	20180224	17:34:00	1800342-01	1	-999			13C8-PFO	13C8-PFOS		68.9	PCT_REC			PR	IS		SLSA	150	50					5.1				1800342	S8B0057		
N6247016	4041		WHIDBEY	WI-AF-MW	NONS	SVOA	537_MOD	ORG	VISTA	VISTA AN	NONE	WET	METHOD	000	REG	W	4	02/15/201	02/20/2018			20180221	14:00:00	20180224	17:34:00	1800342-01	1	-999			13C5-PFN	13C5-PFNA		66.7	PCT_REC			PR	IS		SLSA	150	50					5.1				1800342	S8B0057		
N6247016	4041		WHIDBEY	WI-AF-MW	NONS	SVOA	537_MOD	ORG	VISTA	VISTA AN	NONE	WET	METHOD	000	REG	W	4	02/15/201	02/20/2018			20180221	14:00:00	20180224	17:34:00	1800342-01	1	-999			13C2-PFD	13C2-PFDA		98.4	PCT_REC			PR	IS		SLSA	150	50					5.1				1800342	S8B0057		
N6247016	4041		WHIDBEY	WI-AF-MW	NONS	SVOA	537_MOD	ORG	VISTA	VISTA AN	NONE	WET	METHOD	000	REG	W	4	02/15/201	02/20/2018			20180221	14:00:00	20180224	17:34:00	1800342-01	1	-999			d3-MeFOS	d3-MeFOSAA		107	PCT_REC			PR	IS		SLSA	150	50					5.1				1800342	S8B0057		
N6247016	4041		WHIDBEY	WI-AF-MW	NONS	SVOA	537_MOD	ORG	VISTA	VISTA AN	NONE	WET	METHOD	000	REG	W	4	02/15/201	02/20/2018			20180221	14:00:00	20180224	17:34:00	1800342-01	1	-999			13C2-PFU	13C2-PFUnA		67.0	PCT_REC			PR	IS		SLSA	150	50					5.1				1800342	S8B0057		
N6247016	4041		WHIDBEY	WI-AF-MW	NONS	SVOA	537_MOD	ORG	VISTA	VISTA AN	NONE	WET	METHOD	000	REG	W	4	02/15/201	02/20/2018			20180221	14:00:00	20180224	17:34:00	1800342-01	1	-999			d5-EtFOS	d5-EtFOSAA		94.2	PCT_REC			PR	IS		SLSA	150	50					5.1				1800342	S8B0057		
N6247016	4041		WHIDBEY	WI-AF-MW	NONS	SVOA	537_MOD	ORG	VISTA	VISTA AN	NONE	WET	METHOD	000	REG	W	4	02/15/201	02/20/2018			20180221	14:00:00	20180224	17:34:00	1800342-01	1	-999			13C2-PFD	13C2-PFDoA		68.6	PCT_REC			PR	IS		SLSA	150	50					5.1				1800342	S8B0057		
N6247016	4041		WHIDBEY	WI-AF-MW	NONS	SVOA	537_MOD	ORG	VISTA	VISTA AN	NONE	WET	METHOD	000	REG	W	4	02/15/201	02/20/2018			20180221	14:00:00	20180224	17:34:00	1800342-01	1	-999			13C2-PFT	13C2-PFTeDA		68.2	PCT_REC			PR	IS		SLSA	150	50					5.1				1800342	S8B0057		
N6247016	4041		WHIDBEY	WI-AF-MW	NONS	SVOA	537_MOD	ORG	VISTA	VISTA AN	NONE	WET	METHOD	000	REG	W	4	02/15/201	02/20/2018			20180221	14:00:00	20180224	17:46:00	1800342-01	1	-999			Perfluoro	375-73-5		5.25	NG_L	U		PR	TRG									5.1	1.88	5.25	8.41	1800342	S8B0057		
N6247016	4041		WHIDBEY	WI-AF-MW	NONS	SVOA	537_MOD	ORG	VISTA	VISTA AN	NONE	WET	METHOD	000	REG	W	4	02/15/201	02/20/2018			20180221	14:00:00	20180224	17:46:00	1800342-01	1	-999			PFHxA	307-24-4		5.25	NG_L	U		PR	TRG									5.1	2.29	5.25	8.41	1800342	S8B0057		
N6247016	4041		WHIDBEY	WI-AF-MW	NONS	SVOA	537_MOD	ORG	VISTA	VISTA AN	NONE	WET	METHOD	000	REG	W	4	02/15/201	02/20/2018			20180221	14:00:00	20180224	17:46:00	1800342-01	1	-999			Perfluoro	375-85-9		5.25	NG_L	U		PR	TRG									5.1	0.621	5.25	8.41	1800342	S8B0057		
N6247016	4041		WHIDBEY	WI-AF-MW	NONS	SVOA	537_MOD	ORG	VISTA	VISTA AN	NONE	WET	METHOD	000	REG	W	4	02/15/201	02/20/2018			20180221	14:00:00	20180224	17:46:00	1800342-01	1	-999			Perfluoro	355-46-4		5.25	NG_L	U		PR	TRG									5.1	0.995	5.25	8.41	1800342	S8B0057		
N6247016	4041		WHIDBEY	WI-AF-MW	NONS	SVOA	537_MOD	ORG	VISTA	VISTA AN	NONE	WET	METHOD	000	REG	W	4	02/15/201	02/20/2018			20180221	14:00:00	20180224	17:46:00	1800342-01	1	-999			Perfluoro	335-67-1		1.10	NG_L	JB		PR	TRG									5.1	0.684	5.25	8.41	1800342	S8B0057		
N6247016	4041		WHIDBEY	WI-AF-MW	NONS	SVOA	537_MOD	ORG	VISTA	VISTA AN	NONE	WET	METHOD	000	REG	W	4	02/15/201	02/20/2018			20180221

Contract	DO_CTO	Phase	Installation	Sample_N	CH2M_Co	Analysis_	Analytical	PRC_Code	Lab_Code	Lab_Name	Leachate	Sample_B	Extraction	Result_Ty	Lab_QC_T	Sample_M	QC_Level	DateTime	Date_Rec	Leachate	Leachate	Extraction	Extraction	Analysis_	Analysis_	Lab_Samp	Dilution	Run_Num	Percent_M	Percent_L	Chem_Nai	Analyte_ID	Analyte_V	Original_A	Result_Un	Lab_Qualif	Validator_	GC_Colum	Analysis_R	Result_Na	QC_Contr	QC_Accur	QC_Accur	Control_Li	QC_Narra	MDL	Detection	QSM_Vers	DL	LOD	LOQ	SDG	Analysis_E	Validator_	Val_Date
N6247016	4041		WHIDBEY	WI-AF-MW	NONS	SVOA	537_MOD	ORG	VISTA	VISTA AN	NONE	WET	METHOD	000	REG	W	4	02/15/201	02/20/2018			20180221	14:00:00	20180224	18:09:00	1800342-1	1	-999			13C2-PFH	13C2-PFHxA		85.9		PCT_REC			PR	IS		SLSA	150	50					5.1				1800342	S8B0057		
N6247016	4041		WHIDBEY	WI-AF-MW	NONS	SVOA	537_MOD	ORG	VISTA	VISTA AN	NONE	WET	METHOD	000	REG	W	4	02/15/201	02/20/2018			20180221	14:00:00	20180224	18:09:00	1800342-1	1	-999			13C4-PFH	13C4-PFHpA		87.7		PCT_REC			PR	IS		SLSA	150	50					5.1				1800342	S8B0057		
N6247016	4041		WHIDBEY	WI-AF-MW	NONS	SVOA	537_MOD	ORG	VISTA	VISTA AN	NONE	WET	METHOD	000	REG	W	4	02/15/201	02/20/2018			20180221	14:00:00	20180224	18:09:00	1800342-1	1	-999			18O2-PFH	18O2-PFHxS		89.8		PCT_REC			PR	IS		SLSA	150	50					5.1				1800342	S8B0057		
N6247016	4041		WHIDBEY	WI-AF-MW	NONS	SVOA	537_MOD	ORG	VISTA	VISTA AN	NONE	WET	METHOD	000	REG	W	4	02/15/201	02/20/2018			20180221	14:00:00	20180224	18:09:00	1800342-1	1	-999			13C2-PFO	13C2-PFOA		87.8		PCT_REC			PR	IS		SLSA	150	50					5.1				1800342	S8B0057		
N6247016	4041		WHIDBEY	WI-AF-MW	NONS	SVOA	537_MOD	ORG	VISTA	VISTA AN	NONE	WET	METHOD	000	REG	W	4	02/15/201	02/20/2018			20180221	14:00:00	20180224	18:09:00	1800342-1	1	-999			13C8-PFO	13C8-PFOS		103		PCT_REC			PR	IS		SLSA	150	50					5.1				1800342	S8B0057		
N6247016	4041		WHIDBEY	WI-AF-MW	NONS	SVOA	537_MOD	ORG	VISTA	VISTA AN	NONE	WET	METHOD	000	REG	W	4	02/15/201	02/20/2018			20180221	14:00:00	20180224	18:09:00	1800342-1	1	-999			13C5-PFN	13C5-PFNA		70.6		PCT_REC			PR	IS		SLSA	150	50					5.1				1800342	S8B0057		
N6247016	4041		WHIDBEY	WI-AF-MW	NONS	SVOA	537_MOD	ORG	VISTA	VISTA AN	NONE	WET	METHOD	000	REG	W	4	02/15/201	02/20/2018			20180221	14:00:00	20180224	18:09:00	1800342-1	1	-999			13C2-PFD	13C2-PFDA		71.1		PCT_REC			PR	IS		SLSA	150	50					5.1				1800342	S8B0057		
N6247016	4041		WHIDBEY	WI-AF-MW	NONS	SVOA	537_MOD	ORG	VISTA	VISTA AN	NONE	WET	METHOD	000	REG	W	4	02/15/201	02/20/2018			20180221	14:00:00	20180224	18:09:00	1800342-1	1	-999			d3-MeFOS	d3-MeFOSAA		89.5		PCT_REC			PR	IS		SLSA	150	50					5.1				1800342	S8B0057		
N6247016	4041		WHIDBEY	WI-AF-MW	NONS	SVOA	537_MOD	ORG	VISTA	VISTA AN	NONE	WET	METHOD	000	REG	W	4	02/15/201	02/20/2018			20180221	14:00:00	20180224	18:09:00	1800342-1	1	-999			13C2-PFU	13C2-PFUnA		75.9		PCT_REC			PR	IS		SLSA	150	50					5.1				1800342	S8B0057		
N6247016	4041		WHIDBEY	WI-AF-MW	NONS	SVOA	537_MOD	ORG	VISTA	VISTA AN	NONE	WET	METHOD	000	REG	W	4	02/15/201	02/20/2018			20180221	14:00:00	20180224	18:09:00	1800342-1	1	-999			d5-EtFOS	d5-EtFOSAA		90.3		PCT_REC			PR	IS		SLSA	150	50					5.1				1800342	S8B0057		
N6247016	4041		WHIDBEY	WI-AF-MW	NONS	SVOA	537_MOD	ORG	VISTA	VISTA AN	NONE	WET	METHOD	000	REG	W	4	02/15/201	02/20/2018			20180221	14:00:00	20180224	18:09:00	1800342-1	1	-999			13C2-PFD	13C2-PFDoA		77.6		PCT_REC			PR	IS		SLSA	150	50					5.1				1800342	S8B0057		
N6247016	4041		WHIDBEY	WI-AF-MW	NONS	SVOA	537_MOD	ORG	VISTA	VISTA AN	NONE	WET	METHOD	000	REG	W	4	02/15/201	02/20/2018			20180221	14:00:00	20180224	18:09:00	1800342-1	1	-999			13C2-PFT	13C2-PFTeDA		82.8		PCT_REC			PR	IS		SLSA	150	50					5.1				1800342	S8B0057		
N6247016	4041		WHIDBEY	WI-AF-MW	NONS	SVOA	537_MOD	ORG	VISTA	VISTA AN	NONE	WET	METHOD	000	REG	W	4	02/16/201	02/20/2018			20180221	14:00:00	20180224	18:20:00	1800342-1	1	-999			Perfluorob	375-73-5		5.30	NG_L	U		PR	TRG									5.1	1.89	5.30	8.46	1800342	S8B0057		
N6247016	4041		WHIDBEY	WI-AF-MW	NONS	SVOA	537_MOD	ORG	VISTA	VISTA AN	NONE	WET	METHOD	000	REG	W	4	02/16/201	02/20/2018			20180221	14:00:00	20180224	18:20:00	1800342-1	1	-999			PFHxA	307-24-4		5.30	NG_L	U		PR	TRG									5.1	2.31	5.30	8.46	1800342	S8B0057		
N6247016	4041		WHIDBEY	WI-AF-MW	NONS	SVOA	537_MOD	ORG	VISTA	VISTA AN	NONE	WET	METHOD	000	REG	W	4	02/16/201	02/20/2018			20180221	14:00:00	20180224	18:20:00	1800342-1	1	-999			Perfluoroh	375-85-9		5.30	NG_L	U		PR	TRG									5.1	0.625	5.30	8.46	1800342	S8B0057		
N6247016	4041		WHIDBEY	WI-AF-MW	NONS	SVOA	537_MOD	ORG	VISTA	VISTA AN	NONE	WET	METHOD	000	REG	W	4	02/16/201	02/20/2018			20180221	14:00:00	20180224	18:20:00	1800342-1	1	-999			Perfluoroh	355-46-4		1.30	NG_L	J		PR	TRG									5.1	1.00	5.30	8.46	1800342	S8B0057		
N6247016	4041		WHIDBEY	WI-AF-MW	NONS	SVOA	537_MOD	ORG	VISTA	VISTA AN	NONE	WET	METHOD	000	REG	W	4	02/16/201	02/20/2018			20180221	14:00:00	20180224	18:20:00	1800342-1	1	-999			Perfluoroo	335-67-1		1.95	NG_L	JB		PR	TRG									5.1	0.689	5.30	8.46	1800342	S8B0057		
N6247016	4041		WHIDBEY	WI-AF-MW	NONS	SVOA	537_MOD	ORG	VISTA	VISTA AN	NONE	WET	METHOD	000	REG	W	4	02/16/201	02/20/2018			20180221	14:00:00	20180224	18:20:00	1800342-1	1	-999			Perfluoroo	1763-23-1		5.30	NG_L	U		PR	TRG									5.1	0.854	5.30	8.46	1800342	S8B0057		
N6247016	4041		WHIDBEY	WI-AF-MW	NONS	SVOA	537_MOD	ORG	VISTA	VISTA AN	NONE	WET	METHOD	000	REG	W	4	02/16/201	02/20/2018			20180221	14:00:00	20180224	18:20:00	1800342-1	1	-999			Perfluoron	375-95-1		5.30	NG_L	U		PR	TRG									5.1	0.857	5.30	8.46	1800342	S8B0057		
N6247016	4041		WHIDBEY	WI-AF-MW	NONS	SVOA	537_MOD	ORG	VISTA	VISTA AN	NONE	WET	METHOD	000	REG	W	4	02/16/201	02/20/2018			20180221	14:00:00	20180224	18:20:00	1800342-1	1	-999			PFDA	335-76-2		5.30	NG_L	U		PR	TRG									5.1	1.58	5.30	8.46	1800342	S8B0057		
N6247016	4041		WHIDBEY	WI-AF-MW	NONS	SVOA	537_MOD	ORG	VISTA	VISTA AN	NONE	WET	METHOD	000	REG	W	4	02/16/201	02/20/2018			20180221	14:00:00	20180224	18:20:00	1800342-1	1	-999			MeFOSAA	2355-31-9		5.30	NG_L	U		PR	TRG									5.1	1.75	5.30	8.46	1800342	S8B0057		
N6247016	4041		WHIDBEY	WI-AF-MW	NONS	SVOA	537_MOD	ORG	VISTA	VISTA AN	NONE	WET	METHOD	000	REG	W	4	02/16/201	02/20/2018			20180221	14:00:00	20180224	18:20:00	1800342-1	1	-999			PFUnA	2058-94-8		5.30	NG_L	U		PR	TRG									5.1	1.11	5.30	8.46	1800342	S8B0057		
N6247016	4041		WHIDBEY	WI-AF-MW	NONS	SVOA	537_MOD	ORG	VISTA	VISTA AN	NONE	WET	METHOD	000	REG	W	4	02/16/201	02/20/2018			20180221	14:00:00	20180224	18:20:00	1800342-1	1	-999			EtFOSAA	2991-50-6		5.30	NG_L	U		PR	TRG									5.1	1.45	5.30	8.46	1800342	S8B0057		
N6247016	4041		WHIDBEY	WI-AF-MW	NONS	SVOA	537_MOD	ORG	VISTA	VISTA AN	NONE	WET	METHOD	000	REG	W	4	02/16/201	02/20/2018			20180221	14:00:00	20180224	18:20:00	1800342-1	1	-999			PFDoA	307-55-1		5.30	NG_L	U		PR	TRG									5.1	0.838	5.30	8.46	1800342	S8B0057		
N6247016	4041		WHIDBEY	WI-AF-MW	NONS	SVOA	537_MOD	ORG	VISTA	VISTA AN	NONE	WET	METHOD	000	REG	W	4	02/16/201	02/20/2018			20180221	14:00:00	20180224	18:20:00	1800342-1	1	-999			PFTrDA	72629-94-8		5.30	NG_L	U		PR	TRG									5.1	0.523	5.30	8.46	1800342	S8B0057		
N6247016	4041		WHIDBEY	WI-AF-MW	NONS	SVOA	537_MOD	ORG	VISTA	VISTA AN	NONE	WET	METHOD	000	REG	W	4	02/16/201	02/20/2018			20180221	14:00:00	20180224	18:20:00	1800342-1	1	-999			PFTeDA	376-06-7		5.30	NG_L	U		PR	TRG									5.1	0.799	5.30	8.46	1800342	S8B0057		
N6247016	4041		WHIDBEY	WI-AF-MW	NONS	SVOA	537_MOD	ORG	VISTA	VISTA AN	NONE	WET	METHOD	000	REG	W	4	02/16/201	02/20/2018			20180221	14:00:00	20180224	18:20:00	1800342-1	1	-999			13C3-PFB	13C3-PFBS		108	PCT_REC			PR	IS		SLSA	150	50					5.1				1800342	S8B0057		
N6247016	4041		WHIDBEY	WI-AF-MW	NONS	SVOA	537_MOD	ORG	VISTA	VISTA AN	NONE	WET	METHOD	000	REG	W	4	02/16/201	02/20/2018			20180221	14:00:00	20180224	18:20:00	1800342-1	1	-999			13C2-PFH	13C2-PFHxA		82.1	PCT_REC			PR	IS		SLSA	150	50					5.1				1800342	S8B0057		
N6247016	4041		WHIDBEY	WI-AF-MW	NONS	SVOA	537_MOD	ORG	VISTA	VISTA AN	NONE	WET	METHOD	000	REG	W	4	02/16/201	02/20/2018			20180221	14:00:00	20180224	18:20:00	1800342-1	1	-999			13C4-PFH	13C4-PFHpA		79.2	PCT_REC			PR	IS		SLSA	150	50					5.1				1800342	S8B0057		
N6247016	4041		WHIDBEY	WI-AF-MW	NONS	SVOA	537_MOD	ORG	VISTA	VISTA AN	NONE	WET	METHOD	000	REG	W	4	02/16/201	02/20/2018			20180221	14:00:00	20180224	18:20:00	1800342-1	1	-999			18O2-PFH	18O2-PFHxS		82.3	PCT_REC			PR	IS		SLSA	150	50					5.1				1800342	S8B0057		
N6247016	4041		WHIDBEY	WI-AF-MW	NONS	SVOA	537_MOD	ORG	VISTA	VISTA AN	NONE	WET	METHOD	000	REG	W	4	02/16/201	02/20/2018			20180221	14:00:00	20180224	18:20:00	1800342-1	1	-999			13C2-PFO	13C2-PFOA		89.6	PCT_REC			PR	IS		SLSA	150	50					5.1				1800342	S8B0057		
N6247016	4041		WHIDBEY	WI-AF-MW	NONS	SVOA	537_MOD	ORG	VISTA	VISTA AN	NONE	WET	METHOD	000	REG	W	4	02/16/201	02/20/2018			20180221	14:00:00	20180224	18:20:00	1800342-1	1	-999			13C8-PFO	13C8-PFOS		87.5	PCT_REC			PR	IS		SLSA	150	50					5.1				1800342	S8B0057		
N6247016	4041		WHIDBEY	WI-AF-MW	NONS	SVOA	537_MOD	ORG	VISTA	VISTA AN	NONE	WET	METHOD	000	REG	W	4	02/16/201	02/20/2018			20180221	14:00:00	20180224	18:20:00	1800342-1	1	-999			13C5-PFN	13C5-PFNA		74.5	PCT_REC			PR	IS		SLSA	150	50					5.1				1800342	S8B0057		
N6247016	4041		WHIDBEY	WI-AF-MW	NONS	SVOA	537_MOD	ORG	VISTA	VISTA AN	NONE	WET	METHOD	000	REG	W	4	02/16/201	02/20/2018			20180221	14:00:00	20180224	18:20:00	1800342-1	1	-999			13C2-PFD	13C2-PFDA		70.3	PCT_REC			PR	IS		SLSA	150	50					5.1				1800342	S8B0057		
N6247016	4041		WHIDBEY	WI-AF-MW	NONS	SVOA	537_MOD	ORG	VISTA	VISTA AN	NONE	WET	METHOD	000	REG	W	4	02/16/201	02/20/2018			20180221	14:00:00	20180224	18:20:00	1800342-1	1	-999			d3-MeFOS	d3-MeFOSAA		104	PCT_REC			PR	IS		SLSA	150	50					5.1				1800342	S8B0057		
N6247016	4041		WHIDBEY	WI-AF-MW	NONS	SVOA	537_MOD	ORG	VISTA	VISTA AN	NONE	WET	METHOD	000	REG	W	4	02/16/201	02/20/2018			20180221	14:00:00	20180224	18:20:00	1800342-1	1	-999			13C2-PFU	13C2-PFUnA		79.1	PCT_REC			PR	IS		SLSA	150	50					5.1				1800342	S8B0057		
N6247016	4041		WHIDBEY	WI-AF-MW	NONS	SVOA	537_MOD	ORG	VISTA	VISTA AN	NONE	WET	METHOD	000	REG	W	4	02/16/201	02/20/2018			20180221	14:00:00	20180224	18:20:00	1800342-1	1	-999			d5-EtFOS	d5-EtFOSAA		105	PCT_REC			PR	IS		SLSA	150	50					5.1				1800342	S8B0057		
N6247016	4041		WHIDBEY	WI-AF-MW	NONS	SVOA	537_MOD	ORG	VISTA	VISTA AN	NONE	WET	METHOD	000	REG	W	4	02/16/201	02/20/2018			20180221	14:00:00	20180224	18:20:00	1800342-1	1	-999			13C2-PFD	13C2-PFDoA		67.5	PCT_REC			PR	IS		SLSA	150	50					5.1				1800342	S8B0057		
N6247016	4041		WHIDBEY	WI-AF-MW	NONS	SVOA	537_MOD	ORG	VISTA	VISTA AN	NONE	WET	METHOD	000	REG	W	4	02/16/201	02/20/2018			20180221	14:00:00	20180224	18:20:00	1800342-1	1	-999			13C2-PFT	13C2-PFTeDA		77.5	PCT_REC			PR	IS		SLSA	150	50					5.1				1800342	S8B0057		
N6247016	4041		WHIDBEY	WI-AF-EB	NONS	SVOA	537_MOD	ORG	VISTA	VISTA AN	NONE	WET	METHOD	000	REG	W	4	02/16/201	02/20/2018			20180221	14:00:00	20180224	18:31:00	1800342-1	1	-999			Perfluorob	375-73-5		5.25	NG_L	U		PR	TRG									5.1	1.88	5.25	8.41	1800342	S8B0057		
N6247016	4041		WHIDBEY	WI-AF-EB	NONS	SVOA	537_MOD	ORG	VISTA	VISTA AN	NONE	WET	METHOD	000	REG	W	4	02/16/201	02/20/2018			20180221	14:00:00	20180224	18:31:00	1800342-1	1	-999			PFHxA	307-24-4		5.25	NG_L	U		PR	TRG									5.1	2.29	5.25	8.41	1800342	S8B0057		
N6247016	4041		WHIDBEY	WI-AF-EB	NONS	SVOA	537_MOD	ORG	VISTA	VISTA AN	NONE	WET	METHOD	000	REG	W	4	02/16/201	02/20/2018			20180221	14:00:00	20180224	18:31:00	1800342-1	1	-999			Perfluoroh	375-85-9		5.25	NG_L	U		PR	TRG									5.1	0.622	5.25	8.41	1800342	S8B0057		
N6247016	4041		WHIDBEY	WI-AF-EB	NONS	SVOA	537_MOD	ORG	VISTA	VISTA AN	NONE	WET	METHOD	000	REG	W	4	02/16/201	02/20/2018			20180221	14:00:00	20180224	18:31:00	1800342-1	1	-999			Perfluoroh	355-46-4		5.25	NG_L	U		PR	TRG									5.1	0.996	5.25	8.41	1800342	S8B0057		
N6247016	4041		WHIDBEY	WI-AF-EB	NONS	SVOA	537_MOD	ORG	VISTA	VISTA AN	NONE	WET	METHOD	000	REG	W	4	02/16/201	02/20/2018			20180221	14:00:00	20180224	18:31:00	1800342-1	1	-999			Perfluoroo	335-67-1		5.25	NG_L	U		PR	TRG									5.1	0.685	5.25	8.41	1800342	S8B0057		
N6247016	4041		WHIDBEY	WI-AF-EB	NONS	SVOA	537_MOD	ORG	VISTA	VISTA AN	NONE	WET	METHOD	000	REG	W	4	02/16/201	02/20/2018			20180221	14:00:00	20180224	18:31:00	1800342-1	1	-999			Perfluoroo	1763-23-1		5.25	NG_L	U		PR	TRG									5.1	0.549	5.25	8.41	1800342	S8B0057		
N6247016	4041		WHIDBEY	WI-AF-EB	NONS	SVOA	537_MOD	ORG	VISTA	VISTA AN	NONE	WET	METHOD	000	REG	W	4	02/16/201	02/20/2018			20180221	14:00:00	20180224	18:31:00	1800342-1	1	-999			Perfluoron	375-95-1		5.25	NG_L	U		PR	TRG									5.1	0.852	5.25	8.41	1800342	S8B0057		
N6247016	4041		WHIDBEY	WI-AF-EB	NONS	SVOA	537_MOD	ORG	VISTA	VISTA AN	NONE	WET	METHOD	000	REG	W	4	02/16/201	02/20/2018			20180221	14:00:00	20180224	18:31:00	1800342-1	1	-999			PFDA	335-76-2		5.25	NG_L	U		PR	TRG									5.1	1.57	5.25	8.41	1800342	S8B0057		
N6247016	4041		WHIDBEY	WI-AF-EB	NONS	SVOA	537_MOD	ORG	VISTA	VISTA AN	NONE	WET	METHOD	000	REG	W	4	02/16/201	02/20/2018			20180221	14:00:00	20180224	18:31:00	1800342-1	1	-999			MeFOSAA	2355-31-9		5.25	NG_L	U		PR	TRG									5.1	1.74	5.25	8.41	1800342	S8B0057		
N6247016	4041		WHIDBEY	WI-AF-EB	NONS	SVOA	537_MOD	ORG	VISTA	VISTA AN	NONE	WET	METHOD	000	REG	W	4	02/16/201	02/20/2018			20180221	14:00:00	20180224	18:31:00	1800342-1	1	-999			PFUnA	2058-94-8		5.25	NG_L	U		PR	TRG									5.1	1.10	5.25	8.41	1800342	S8B0057		
N6247016	4041		WHIDBEY	WI-AF-EB	NONS	SVOA	537_MOD	ORG	VISTA	VISTA AN	NONE	WET	METHOD	000	REG	W	4	02/16/201	02/20/2018			20180221	14:00:00	20180224	18:31:00	1800342-1	1	-999			EtFOSAA	2991-50-6		5.25	NG_L	U		PR	TRG									5.1	1.44	5.25	8.41	1800342	S8B0057		
N6247016	4041		WHIDBEY	WI-AF-EB	NONS	SVOA	537_MOD	ORG	VISTA	VISTA AN	NONE	WET	METHOD	000	REG	W	4	02/16/201	02/20/2018			20180221	14:00:00	20180224	18:31:00	1800342-1	1	-999			PFDoA	307-55-1		5.25	NG_L	U		PR	TRG									5.1	0.833	5.25	8.41	1800342	S8B0057		
N6247016	4041		WHIDBEY	WI-AF-EB	NONS	SVOA	537_MOD	ORG	VISTA	VISTA AN	NONE	WET	METHOD	000	REG	W	4	02/16/201	02/20/2018			20180221	14:00:00	20180224	18:31:00	1800342-1	1	-999			PFTrDA	72629-94-8		5.25	NG_L	U		PR	TRG									5.1	0.520	5.25	8.41	1800342	S8B0057		
N6247016	4041		WHIDBEY	WI-AF-EB	NONS	SVOA	537_MOD	ORG	VISTA	VISTA AN	NONE	WET	METHOD	000	REG	W	4	02/16/201	02/20/2018			20180221	14:00:00	20180224	18:31:00	1800342-1	1	-999			PFTeDA	376-06-7		5.25	NG_L	U		PR	TRG									5.1	0.794	5.25	8.41	1800342	S8B0057		
N6247016	4041		WHIDBEY	WI-AF-EB	NONS	SVOA	537_MOD	ORG	VISTA	VISTA AN	NONE	WET	METHOD	000	REG	W	4	02/16/201	02/20/2018			20180221	14:00:00	20180224	18:31:00	1800342-1	1	-999			13C3-PFB	13C3-PFBS		102	PCT_REC			PR	IS		SLSA	150	50					5.1				1800342	S8B0057		
N6247016	4041		WHIDBEY	WI-AF-EB	NONS	SVOA	537_MOD	ORG	VISTA	VISTA AN	NONE	WET	METHOD	000	REG	W	4	02/16/201	02/20/2018			20180221	14:00:00	20180224	18:31:00	1800342-1	1	-999			13C2-PFH	13C2-PFHxA		84.9	PCT_REC			PR	IS		SLSA	150	50					5.1				1800342	S8B0057		
N6247016	4041		WHIDBEY	WI-AF-EB	NONS	SVOA	537_MOD	ORG	VISTA	VISTA AN	NONE	WET	METHOD	000	REG	W	4	02/16/201	02/20/2018			20180221	14:00:00	20180224	18:31:00	1800342-1	1	-999			13C4-PFH	13C4-PFHpA		85.9	PCT_REC			PR	IS		SLSA	150	50					5.1				1800342	S8B0057		
N6247016	4041		WHIDBEY	WI-AF-EB	NONS	SVOA	537_MOD	ORG	VISTA	VISTA AN	NONE	WET	METHOD	000	REG	W	4	02/16/201	02/20/2018			20180221	14:00:00	20180224	18:31:00	1800342-1	1	-999			18O2-PFH	18O2-PFHxS		80.1	PCT_REC			PR	IS		SLSA	150	50					5.1				1800342	S8B0057		
N6247016	4041		WHIDBEY	WI-AF-EB	NONS	SVOA	537_MOD	ORG	VISTA	VISTA AN	NONE	WET	METHOD	000	REG	W	4	02/16/201	02/20/2018			20180221	14:00:00	20180224	18:31:00	1800342-1	1	-999			13C2-PFO	13C2-PFOA		75.1	PCT_REC			PR	IS		SLSA	150	50					5.1				1800342	S8B0057		
N6247016	4041		WHIDBEY	WI-AF-EB	NONS	SVOA	537_MOD	ORG	VISTA	VISTA AN	NONE	WET	METHOD	000	REG	W	4	02/16/201	02/20/2018			20180221	14:00:00	20180224	18:31:00	1800342-1	1	-999			13C8-PFO	13C8-PFOS		99.9	PCT_REC			PR	IS		SLSA	150	50					5.1				1800342	S8B0057		
N6247016	4041		WHIDBEY	WI-AF-EB	NONS	SVOA	537_MOD	ORG	VISTA	VISTA AN	NONE	WET	METHOD	000	REG	W	4	02/16/201	02/20/2018			20180221	14:00:00	20180224	18:31:00	1800342-1	1	-999			13C5-PFN	13C5-PFNA		64.7	PCT_REC			PR	IS		SLSA	150	50					5.1				1800342	S8B0057		
N6247016	4041		WHIDBEY	WI-AF-EB	NONS	SVOA	537_MOD	ORG	VISTA	VISTA AN	NONE	WET	METHOD	000	REG	W	4	02/16/201	02/20/2018			20180221	14:00:00	20180224	18:31:00	1800342-1	1	-999			13C2-PFD	13C2-PFDA		75.4	PCT_REC			PR	IS		SLSA	150	50					5.1				1800342	S8B0057		
N6247016	4041		WHIDBEY	WI-AF-EB	NONS	SVOA	537_MOD	ORG	VISTA	VISTA AN	NONE	WET	METHOD	000	REG	W	4	02/16/201	02/20/2018			20180221	14:00:00	20180224	18:31:00	1800342-1	1	-999			d3-MeFOS	d3-MeFOSAA		77.6	PCT_REC			PR	IS		SLSA	150	50					5.1				1800342	S8B0057		
N6247016	4041		WHIDBEY	WI-AF-EB	NONS	SVOA	537_MOD	ORG	VISTA	VISTA AN	NONE	WET	METHOD	000	REG	W	4	02/16/201	02/20/2018			20180221	14:00:00	20180224	18:31:00	1800342-1	1	-999			13C2-PFU	13C2-PFUnA		48.5	PCT_REC			PR	IS		SLSA	150	50					5.1				1800342	S8B0057		
N6247016	4041		WHIDBEY	WI-AF-EB	NONS	SVOA	537_MOD	ORG	VISTA	VISTA AN	NONE	WET	METHOD	000	REG	W	4	02/16/201	02/20/2018			20180221	14:00:00	20180224	18:31:00	1800342-1	1	-999			d5-EtFOS	d5-EtFOSAA		78.9	PCT_REC			PR	IS		SLSA	150	50					5.1				1800342	S8B0057		
N6247016	4041		WHIDBEY	WI-AF-EB	NONS	SVOA	537_MOD	ORG	VISTA	VISTA AN	NONE	WET	METHOD	000	REG	W	4	02/16/201	02/20/2018			20180221	14:00:00	20180224	18:31:00	1800342-1	1	-999			13C2-PFD	13C2-PFDoA		57.3	PCT_REC			PR	IS		SLSA	150	50					5.1				1800342	S8B0057		
N6247016	4041		WHIDBEY	WI-AF-EB	NONS	SVOA	537_MOD	ORG	VISTA	VISTA AN	NONE	WET	METHOD	000	REG	W	4	02/16/201	02/20/2018

Contract	DO_CTO	Phase	Installation	Sample_N	CH2M_Co	Analysis_	Analytical	PRC_Cod	Lab_Code	Lab_Name	Leachate	Sample_B	Extraction	Result_Ty	Lab_QC_T	Sample_M	QC_Level	DateTime	Date_Rec	Leachate	Leachate	Extraction	Extraction	Analysis_	Analysis_	Lab_Samp	Dilution	Run_Numb	Percent_M	Percent_L	Chem_Na	Analyte_ID	Analyte_V	Original_A	Result_Un	Lab_Quali	Validator	GC_Colum	Analysis_R	Result_Na	QC_Contr	QC_Accur	QC_Accur	Control_Li	QC_Narra	MDL	Detection	QSM_Vers	DL	LOD	LOQ	SDG	Analysis_E	Validator	Val_Date
N6247016	4041		WHIDBEY	WI-AF-FB	NONS	SVOA	537_MOD	ORG	VISTA	VISTA AN	NONE	WET	METHOD	000	REG	W	4	02/17/201	02/20/2018			20180221	14:00:00	20180307	19:27:00	1800342-1	1	-999			PFUnA	2058-94-8		5.63	NG_L	U		PR	TRG								5.1	1.18	5.63	8.97	1800342	S8B0057		
N6247016	4041		WHIDBEY	WI-AF-FB	NONS	SVOA	537_MOD	ORG	VISTA	VISTA AN	NONE	WET	METHOD	000	REG	W	4	02/17/201	02/20/2018			20180221	14:00:00	20180307	19:27:00	1800342-1	1	-999			EtFOSAA	2991-50-6		5.63	NG_L	U		PR	TRG								5.1	1.54	5.63	8.97	1800342	S8B0057		
N6247016	4041		WHIDBEY	WI-AF-FB	NONS	SVOA	537_MOD	ORG	VISTA	VISTA AN	NONE	WET	METHOD	000	REG	W	4	02/17/201	02/20/2018			20180221	14:00:00	20180307	19:27:00	1800342-1	1	-999			PFDoA	307-55-1		5.63	NG_L	U		PR	TRG								5.1	0.888	5.63	8.97	1800342	S8B0057		
N6247016	4041		WHIDBEY	WI-AF-FB	NONS	SVOA	537_MOD	ORG	VISTA	VISTA AN	NONE	WET	METHOD	000	REG	W	4	02/17/201	02/20/2018			20180221	14:00:00	20180307	19:27:00	1800342-1	1	-999			PFTrDA	72629-94-8		5.63	NG_L	U		PR	TRG								5.1	0.554	5.63	8.97	1800342	S8B0057		
N6247016	4041		WHIDBEY	WI-AF-FB	NONS	SVOA	537_MOD	ORG	VISTA	VISTA AN	NONE	WET	METHOD	000	REG	W	4	02/17/201	02/20/2018			20180221	14:00:00	20180307	19:27:00	1800342-1	1	-999			PFTeDA	376-06-7		5.63	NG_L	U		PR	TRG								5.1	0.847	5.63	8.97	1800342	S8B0057		
N6247016	4041		WHIDBEY	WI-AF-FB	NONS	SVOA	537_MOD	ORG	VISTA	VISTA AN	NONE	WET	METHOD	000	REG	W	4	02/17/201	02/20/2018			20180221	14:00:00	20180307	19:27:00	1800342-1	1	-999			13C3-PFB	13C3-PFBS		114	PCT_REC			PR	IS			SLSA	150	50			5.1				1800342	S8B0057		
N6247016	4041		WHIDBEY	WI-AF-FB	NONS	SVOA	537_MOD	ORG	VISTA	VISTA AN	NONE	WET	METHOD	000	REG	W	4	02/17/201	02/20/2018			20180221	14:00:00	20180307	19:27:00	1800342-1	1	-999			13C2-PFH	13C2-PFHxA		93.3	PCT_REC			PR	IS			SLSA	150	50			5.1				1800342	S8B0057		
N6247016	4041		WHIDBEY	WI-AF-FB	NONS	SVOA	537_MOD	ORG	VISTA	VISTA AN	NONE	WET	METHOD	000	REG	W	4	02/17/201	02/20/2018			20180221	14:00:00	20180307	19:27:00	1800342-1	1	-999			13C4-PFH	13C4-PFHpA		89.8	PCT_REC			PR	IS			SLSA	150	50			5.1				1800342	S8B0057		
N6247016	4041		WHIDBEY	WI-AF-FB	NONS	SVOA	537_MOD	ORG	VISTA	VISTA AN	NONE	WET	METHOD	000	REG	W	4	02/17/201	02/20/2018			20180221	14:00:00	20180307	19:27:00	1800342-1	1	-999			18O2-PFH	18O2-PFHxS		89.5	PCT_REC			PR	IS			SLSA	150	50			5.1				1800342	S8B0057		
N6247016	4041		WHIDBEY	WI-AF-FB	NONS	SVOA	537_MOD	ORG	VISTA	VISTA AN	NONE	WET	METHOD	000	REG	W	4	02/17/201	02/20/2018			20180221	14:00:00	20180307	19:27:00	1800342-1	1	-999			13C2-PFO	13C2-PFOA		88.1	PCT_REC			PR	IS			SLSA	150	50			5.1				1800342	S8B0057		
N6247016	4041		WHIDBEY	WI-AF-FB	NONS	SVOA	537_MOD	ORG	VISTA	VISTA AN	NONE	WET	METHOD	000	REG	W	4	02/17/201	02/20/2018			20180221	14:00:00	20180307	19:27:00	1800342-1	1	-999			13C8-PFO	13C8-PFOS		105	PCT_REC			PR	IS			SLSA	150	50			5.1				1800342	S8B0057		
N6247016	4041		WHIDBEY	WI-AF-FB	NONS	SVOA	537_MOD	ORG	VISTA	VISTA AN	NONE	WET	METHOD	000	REG	W	4	02/17/201	02/20/2018			20180221	14:00:00	20180307	19:27:00	1800342-1	1	-999			13C5-PFN	13C5-PFNA		85.5	PCT_REC			PR	IS			SLSA	150	50			5.1				1800342	S8B0057		
N6247016	4041		WHIDBEY	WI-AF-FB	NONS	SVOA	537_MOD	ORG	VISTA	VISTA AN	NONE	WET	METHOD	000	REG	W	4	02/17/201	02/20/2018			20180221	14:00:00	20180307	19:27:00	1800342-1	1	-999			13C2-PFD	13C2-PFDA		75.7	PCT_REC			PR	IS			SLSA	150	50			5.1				1800342	S8B0057		
N6247016	4041		WHIDBEY	WI-AF-FB	NONS	SVOA	537_MOD	ORG	VISTA	VISTA AN	NONE	WET	METHOD	000	REG	W	4	02/17/201	02/20/2018			20180221	14:00:00	20180307	19:27:00	1800342-1	1	-999			d3-MeFOS	d3-MeFOSAA		53.1	PCT_REC			PR	IS			SLSA	150	50			5.1				1800342	S8B0057		
N6247016	4041		WHIDBEY	WI-AF-FB	NONS	SVOA	537_MOD	ORG	VISTA	VISTA AN	NONE	WET	METHOD	000	REG	W	4	02/17/201	02/20/2018			20180221	14:00:00	20180307	19:27:00	1800342-1	1	-999			13C2-PFU	13C2-PFUnA		62.9	PCT_REC			PR	IS			SLSA	150	50			5.1				1800342	S8B0057		
N6247016	4041		WHIDBEY	WI-AF-FB	NONS	SVOA	537_MOD	ORG	VISTA	VISTA AN	NONE	WET	METHOD	000	REG	W	4	02/17/201	02/20/2018			20180221	14:00:00	20180307	19:27:00	1800342-1	1	-999			d5-EtFOS	d5-EtFOSAA		66.9	PCT_REC			PR	IS			SLSA	150	50			5.1				1800342	S8B0057		
N6247016	4041		WHIDBEY	WI-AF-FB	NONS	SVOA	537_MOD	ORG	VISTA	VISTA AN	NONE	WET	METHOD	000	REG	W	4	02/17/201	02/20/2018			20180221	14:00:00	20180307	19:27:00	1800342-1	1	-999			13C2-PFD	13C2-PFDoA		72.7	PCT_REC			PR	IS			SLSA	150	50			5.1				1800342	S8B0057		
N6247016	4041		WHIDBEY	WI-AF-FB	NONS	SVOA	537_MOD	ORG	VISTA	VISTA AN	NONE	WET	METHOD	000	REG	W	4	02/17/201	02/20/2018			20180221	14:00:00	20180307	19:27:00	1800342-1	1	-999			13C2-PFT	13C2-PFTeDA		62.5	PCT_REC			PR	IS			SLSA	150	50			5.1				1800342	S8B0057		
N6247016	4041		WHIDBEY	WI-AF-4-N	NONS	SVOA	537_MOD	ORG	VISTA	VISTA AN	NONE	WET	METHOD	000	REG	W	4	02/17/201	02/20/2018			20180221	14:00:00	20180224	19:17:00	1800342-1	1	-999			Perfluoroh	375-73-5		5.63	NG_L	U		PR	TRG								5.1	2.02	5.63	9.04	1800342	S8B0057		
N6247016	4041		WHIDBEY	WI-AF-4-N	NONS	SVOA	537_MOD	ORG	VISTA	VISTA AN	NONE	WET	METHOD	000	REG	W	4	02/17/201	02/20/2018			20180221	14:00:00	20180224	19:17:00	1800342-1	1	-999			PFHxA	307-24-4		5.63	NG_L	U		PR	TRG								5.1	2.46	5.63	9.04	1800342	S8B0057		
N6247016	4041		WHIDBEY	WI-AF-4-N	NONS	SVOA	537_MOD	ORG	VISTA	VISTA AN	NONE	WET	METHOD	000	REG	W	4	02/17/201	02/20/2018			20180221	14:00:00	20180224	19:17:00	1800342-1	1	-999			Perfluoroh	375-85-9		5.63	NG_L	U		PR	TRG								5.1	0.667	5.63	9.04	1800342	S8B0057		
N6247016	4041		WHIDBEY	WI-AF-4-N	NONS	SVOA	537_MOD	ORG	VISTA	VISTA AN	NONE	WET	METHOD	000	REG	W	4	02/17/201	02/20/2018			20180221	14:00:00	20180224	19:17:00	1800342-1	1	-999			Perfluoroh	355-46-4		5.63	NG_L	U		PR	TRG								5.1	1.07	5.63	9.04	1800342	S8B0057		
N6247016	4041		WHIDBEY	WI-AF-4-N	NONS	SVOA	537_MOD	ORG	VISTA	VISTA AN	NONE	WET	METHOD	000	REG	W	4	02/17/201	02/20/2018			20180221	14:00:00	20180224	19:17:00	1800342-1	1	-999			Perfluoroo	335-67-1		0.903	NG_L	JB		PR	TRG								5.1	0.735	5.63	9.04	1800342	S8B0057		
N6247016	4041		WHIDBEY	WI-AF-4-N	NONS	SVOA	537_MOD	ORG	VISTA	VISTA AN	NONE	WET	METHOD	000	REG	W	4	02/17/201	02/20/2018			20180221	14:00:00	20180224	19:17:00	1800342-1	1	-999			Perfluoroo	1763-23-1		5.63	NG_L	U		PR	TRG								5.1	0.911	5.63	9.04	1800342	S8B0057		
N6247016	4041		WHIDBEY	WI-AF-4-N	NONS	SVOA	537_MOD	ORG	VISTA	VISTA AN	NONE	WET	METHOD	000	REG	W	4	02/17/201	02/20/2018			20180221	14:00:00	20180224	19:17:00	1800342-1	1	-999			Perfluoroh	375-95-1		5.63	NG_L	U		PR	TRG								5.1	0.915	5.63	9.04	1800342	S8B0057		
N6247016	4041		WHIDBEY	WI-AF-4-N	NONS	SVOA	537_MOD	ORG	VISTA	VISTA AN	NONE	WET	METHOD	000	REG	W	4	02/17/201	02/20/2018			20180221	14:00:00	20180224	19:17:00	1800342-1	1	-999			PFDA	335-76-2		5.63	NG_L	U		PR	TRG								5.1	1.68	5.63	9.04	1800342	S8B0057		
N6247016	4041		WHIDBEY	WI-AF-4-N	NONS	SVOA	537_MOD	ORG	VISTA	VISTA AN	NONE	WET	METHOD	000	REG	W	4	02/17/201	02/20/2018			20180221	14:00:00	20180224	19:17:00	1800342-1	1	-999			MeFOSAA	2355-31-9		5.63	NG_L	U		PR	TRG								5.1	1.86	5.63	9.04	1800342	S8B0057		
N6247016	4041		WHIDBEY	WI-AF-4-N	NONS	SVOA	537_MOD	ORG	VISTA	VISTA AN	NONE	WET	METHOD	000	REG	W	4	02/17/201	02/20/2018			20180221	14:00:00	20180224	19:17:00	1800342-1	1	-999			PFUnA	2058-94-8		5.63	NG_L	U		PR	TRG								5.1	1.19	5.63	9.04	1800342	S8B0057		
N6247016	4041		WHIDBEY	WI-AF-4-N	NONS	SVOA	537_MOD	ORG	VISTA	VISTA AN	NONE	WET	METHOD	000	REG	W	4	02/17/201	02/20/2018			20180221	14:00:00	20180224	19:17:00	1800342-1	1	-999			EtFOSAA	2991-50-6		5.63	NG_L	U		PR	TRG								5.1	1.55	5.63	9.04	1800342	S8B0057		
N6247016	4041		WHIDBEY	WI-AF-4-N	NONS	SVOA	537_MOD	ORG	VISTA	VISTA AN	NONE	WET	METHOD	000	REG	W	4	02/17/201	02/20/2018			20180221	14:00:00	20180224	19:17:00	1800342-1	1	-999			PFDoA	307-55-1		5.63	NG_L	U		PR	TRG								5.1	0.894	5.63	9.04	1800342	S8B0057		
N6247016	4041		WHIDBEY	WI-AF-4-N	NONS	SVOA	537_MOD	ORG	VISTA	VISTA AN	NONE	WET	METHOD	000	REG	W	4	02/17/201	02/20/2018			20180221	14:00:00	20180224	19:17:00	1800342-1	1	-999			PFTrDA	72629-94-8		5.63	NG_L	U		PR	TRG								5.1	0.558	5.63	9.04	1800342	S8B0057		
N6247016	4041		WHIDBEY	WI-AF-4-N	NONS	SVOA	537_MOD	ORG	VISTA	VISTA AN	NONE	WET	METHOD	000	REG	W	4	02/17/201	02/20/2018			20180221	14:00:00	20180224	19:17:00	1800342-1	1	-999			PFTeDA	376-06-7		5.63	NG_L	U		PR	TRG								5.1	0.853	5.63	9.04	1800342	S8B0057		
N6247016	4041		WHIDBEY	WI-AF-4-N	NONS	SVOA	537_MOD	ORG	VISTA	VISTA AN	NONE	WET	METHOD	000	REG	W	4	02/17/201	02/20/2018			20180221	14:00:00	20180224	19:17:00	1800342-1	1	-999			13C3-PFB	13C3-PFBS		94.0	PCT_REC			PR	IS			SLSA	150	50			5.1				1800342	S8B0057		
N6247016	4041		WHIDBEY	WI-AF-4-N	NONS	SVOA	537_MOD	ORG	VISTA	VISTA AN	NONE	WET	METHOD	000	REG	W	4	02/17/201	02/20/2018			20180221	14:00:00	20180224	19:17:00	1800342-1	1	-999			13C2-PFH	13C2-PFHxA		88.6	PCT_REC			PR	IS			SLSA	150	50			5.1				1800342	S8B0057		
N6247016	4041		WHIDBEY	WI-AF-4-N	NONS	SVOA	537_MOD	ORG	VISTA	VISTA AN	NONE	WET	METHOD	000	REG	W	4	02/17/201	02/20/2018			20180221	14:00:00	20180224	19:17:00	1800342-1	1	-999			13C4-PFH	13C4-PFHpA		78.0	PCT_REC			PR	IS			SLSA	150	50			5.1				1800342	S8B0057		
N6247016	4041		WHIDBEY	WI-AF-4-N	NONS	SVOA	537_MOD	ORG	VISTA	VISTA AN	NONE	WET	METHOD	000	REG	W	4	02/17/201	02/20/2018			20180221	14:00:00	20180224	19:17:00	1800342-1	1	-999			18O2-PFH	18O2-PFHxS		100	PCT_REC			PR	IS			SLSA	150	50			5.1				1800342	S8B0057		
N6247016	4041		WHIDBEY	WI-AF-4-N	NONS	SVOA	537_MOD	ORG	VISTA	VISTA AN	NONE	WET	METHOD	000	REG	W	4	02/17/201	02/20/2018			20180221	14:00:00	20180224	19:17:00	1800342-1	1	-999			13C2-PFO	13C2-PFOA		91.4	PCT_REC			PR	IS			SLSA	150	50			5.1				1800342	S8B0057		
N6247016	4041		WHIDBEY	WI-AF-4-N	NONS	SVOA	537_MOD	ORG	VISTA	VISTA AN	NONE	WET	METHOD	000	REG	W	4	02/17/201	02/20/2018			20180221	14:00:00	20180224	19:17:00	1800342-1	1	-999			13C8-PFO	13C8-PFOS		78.3	PCT_REC			PR	IS			SLSA	150	50			5.1				1800342	S8B0057		
N6247016	4041		WHIDBEY	WI-AF-4-N	NONS	SVOA	537_MOD	ORG	VISTA	VISTA AN	NONE	WET	METHOD	000	REG	W	4	02/17/201	02/20/2018			20180221	14:00:00	20180224	19:17:00	1800342-1	1	-999			13C5-PFN	13C5-PFNA		94.6	PCT_REC			PR	IS			SLSA	150	50			5.1				1800342	S8B0057		
N6247016	4041		WHIDBEY	WI-AF-4-N	NONS	SVOA	537_MOD	ORG	VISTA	VISTA AN	NONE	WET	METHOD	000	REG	W	4	02/17/201	02/20/2018			20180221	14:00:00	20180224	19:17:00	1800342-1	1	-999			13C2-PFD	13C2-PFDA		74.1	PCT_REC			PR	IS			SLSA	150	50			5.1				1800342	S8B0057		
N6247016	4041		WHIDBEY	WI-AF-4-N	NONS	SVOA	537_MOD	ORG	VISTA	VISTA AN	NONE	WET	METHOD	000	REG	W	4	02/17/201	02/20/2018			20180221	14:00:00	20180224	19:17:00	1800342-1	1	-999			d3-MeFOS	d3-MeFOSAA		66.9	PCT_REC			PR	IS			SLSA	150	50			5.1				1800342	S8B0057		
N6247016	4041		WHIDBEY	WI-AF-4-N	NONS	SVOA	537_MOD	ORG	VISTA	VISTA AN	NONE	WET	METHOD	000	REG	W	4	02/17/201	02/20/2018			20180221	14:00:00	20180224	19:17:00	1800342-1	1	-999			13C2-PFU	13C2-PFUnA		61.2	PCT_REC			PR	IS			SLSA	150	50			5.1				1800342	S8B0057		
N6247016	4041		WHIDBEY	WI-AF-4-N	NONS	SVOA	537_MOD	ORG	VISTA	VISTA AN	NONE	WET	METHOD	000	REG	W	4	02/17/201	02/20/2018			20180221	14:00:00	20180224	19:17:00	1800342-1	1	-999			d5-EtFOS	d5-EtFOSAA		75.2	PCT_REC			PR	IS			SLSA	150	50			5.1				1800342	S8B0057		
N6247016	4041		WHIDBEY	WI-AF-4-N	NONS	SVOA	537_MOD	ORG	VISTA	VISTA AN	NONE	WET	METHOD	000	REG	W	4	02/17/201	02/20/2018			20180221	14:00:00	20180224	19:17:00	1800342-1	1	-999			13C2-PFD	13C2-PFDoA		49.8	PCT_REC			PR	IS			SLSA	150	50			5.1				1800342	S8B0057		
N6247016	4041		WHIDBEY	WI-AF-4-N	NONS	SVOA	537_MOD	ORG	VISTA	VISTA AN	NONE	WET	METHOD	000	REG	W	4	02/17/201	02/20/2018			20180221	14:00:00	20180224	19:17:00	1800342-1	1	-999			13C2-PFT	13C2-PFTeDA		46.6	PCT_REC			PR	IS			SLSA	150	50			5.1				1800342	S8B0057		
N6247016	4041		WHIDBEY	WI-AF-EB	NONS	SVOA	537_MOD	ORG	VISTA	VISTA AN	NONE	WET	METHOD	000	REG	W	4	02/17/201	02/20/2018			20180221	14:00:00	20180224	19:29:00	1800342-1	1	-999			Perfluoroh	375-73-5		4.96	NG_L	U		PR	TRG								5.1	1.78	4.96	7.95	1800342	S8B0057		
N6247016	4041		WHIDBEY	WI-AF-EB	NONS	SVOA	537_MOD	ORG	VISTA	VISTA AN	NONE	WET	METHOD	000	REG	W	4	02/17/201	02/20/2018			20180221	14:00:00	20180224	19:29:00	1800342-1	1	-999			PFHxA	307-24-4		4.96	NG_L	U		PR	TRG								5.1	2.17	4.96	7.95	1800342	S8B0057		
N6247016	4041		WHIDBEY	WI-AF-EB	NONS	SVOA	537_MOD	ORG	VISTA	VISTA AN	NONE	WET	METHOD	000	REG	W	4	02/17/201	02/20/2018			20180221	14:00:00	20180224	19:29:00	1800342-1	1	-999			Perfluoroh	375-85-9		4.96	NG_L	U		PR	TRG								5.1	0.587	4.96	7.95	1800342	S8B0057		
N6247016	4041		WHIDBEY	WI-AF-EB	NONS	SVOA	537_MOD	ORG	VISTA	VISTA AN	NONE	WET	METHOD	000	REG	W	4	02/17/201	02/20/2018			20180221	14:00:00	20180224	19:29:00	1800342-1	1	-999			Perfluoroh	355-46-4		4.96	NG_L	U		PR	TRG								5.1	0.941	4.96	7.95	1800342	S8B0057		
N6247016	4041		WHIDBEY	WI-AF-EB	NONS	SVOA	537_MOD	ORG	VISTA	VISTA AN	NONE	WET	METHOD	000	REG	W	4	02/17/201	02/20/2018			20180221	14:00:00	20180224	19:29:00	1800342-1	1	-999			Perfluoroo	335-67-1		0.814	NG_L	JB		PR	TRG								5.1	0.647	4.96	7.95	1800342	S8B0057		
N6247016	4041		WHIDBEY	WI-AF-EB	NONS	SVOA	537_MOD	ORG	VISTA	VISTA AN	NONE	WET	METHOD	000	REG	W	4	02/17/201	02/20/2018			20180221	14:00:00	20180224	19:29:00	1800342-1	1	-999			Perfluoroo	1763-23-1		1.95	NG_L	J		PR	TRG								5.1	0.802	4.96	7.95	1800342	S8B0057		
N6247016	4041		WHIDBEY	WI-AF-EB	NONS	SVOA	537_MOD	ORG	VISTA	VISTA AN	NONE	WET	METHOD	000	REG	W	4	02/17/201	02/20/2018			20180221	14:00:00	20180224	19:29:00	1800342-1	1	-999			Perfluoroh	375-95-1		4.96	NG_L	U		PR	TRG								5.1	0.805	4.96	7.95	1800342	S8B0057		
N6247016	4041		WHIDBEY	WI-AF-EB	NONS	SVOA	537_MOD	ORG	VISTA	VISTA AN	NONE	WET	METHOD	000	REG	W	4	02/17/201	02/20/2018			20180221	14:00:00	20180224	19:29:00	1800342-1	1	-999			PFDA	335-76-2		4.96	NG_L	U		PR	TRG								5.1	1.48	4.96	7.95	1800342	S8B0057		
N6247016	4041		WHIDBEY	WI-AF-EB	NONS	SVOA	537_MOD	ORG	VISTA	VISTA AN	NONE	WET	METHOD	000	REG	W	4	02/17/201	02/20/2018			20180221	14:00:00	20180224	19:29:00	1800342-1	1	-999			MeFOSAA	2355-31-9		4.96	NG_L	U		PR	TRG								5.1	1.64	4.96	7.95	1800342	S8B0057		
N6247016	4041		WHIDBEY	WI-AF-EB	NONS	SVOA	537_MOD	ORG	VISTA	VISTA AN	NONE	WET	METHOD	000	REG	W	4	02/17/201	02/20/2018			20180221	14:00:00	20180224	19:29:00	1800342-1	1	-999			PFUnA	2058-94-8		4.96	NG_L	U		PR	TRG								5.1	1.04	4.96	7.95	1800342	S8B0057		
N6247016	4041		WHIDBEY	WI-AF-EB	NONS	SVOA	537_MOD	ORG	VISTA	VISTA AN	NONE	WET	METHOD	000	REG	W	4	02/17/201	02/20/2018			20180221	14:00:00	20180224	19:29:00	1800342-1	1	-999			EtFOSAA	2991-50-6		4.96	NG_L	U		PR	TRG								5.1	1.36	4.96	7.95	1800342	S8B0057		
N6247016	4041		WHIDBEY	WI-AF-EB	NONS	SVOA	537_MOD	ORG	VISTA	VISTA AN	NONE	WET	METHOD	000	REG	W	4	02/17/201	02/20/2018			20180221	14:00:00	20180224	19:29:00	1800342-1	1	-999			PFDoA	307-55-1		4.96	NG_L	U		PR	TRG								5.1	0.787	4.96	7.95	1800342	S8B0057		
N6247016	4041		WHIDBEY	WI-AF-EB	NONS	SVOA	537_MOD	ORG	VISTA	VISTA AN	NONE	WET	METHOD	000	REG	W	4	02/17/201	02/20/2018			20180221	14:00:00	20180224	19:29:00	1800342-1	1	-999			PFTrDA	72629-94-8		4.96	NG_L	U		PR	TRG								5.1	0.491	4.96	7.95	1800342	S8B0057		
N6247016	4041		WHIDBEY	WI-AF-EB	NONS	SVOA	537_MOD	ORG	VISTA	VISTA AN	NONE	WET	METHOD	000	REG	W	4	02/17/201	02/20/2018			20180221	14:00:00	20180224	19:29:00	1800342-1	1	-999			PFTeDA	376-06-7		4.96	NG_L	U		PR	TRG								5.1	0.750	4.96	7.95	1800342	S8B0057		
N6247016	4041		WHIDBEY	WI-AF-EB	NONS	SVOA	537_MOD	ORG	VISTA	VISTA AN	NONE	WET	METHOD	000	REG	W	4	02/17/201	02/20/2018			20180221	14:00:00	20180224	19:29:00	1800342-1	1	-999			13C3-PFB	13C3-PFBS		99.6	PCT_REC			PR	IS			SLSA	150	50			5.1				1800342	S8B0057		
N6247016	4041		WHIDBEY	WI-AF-EB	NONS	SVOA	537_MOD	ORG	VISTA	VISTA AN	NONE	WET	METHOD	000	REG	W	4	02/17/201	02/20/2018			20180221	14:00:00	20180224	19:29:00	1800342-1	1	-999			13C2-PFH	13C2-PFHxA		75.9	PCT_REC			PR	IS			SLSA	150	50			5.1				1800342	S8B0057		
N6247016	4041		WHIDBEY	WI-AF-EB	NONS	SVOA	537_MOD	ORG	VISTA	VISTA AN	NONE	WET	METHOD	000	REG	W	4	02/17/201	02/20/2018			20180221	14:00:00	20180224	19:29:00	1800342-1	1	-999			13C4-PFH	13C4-PFHpA		83.5	PCT_REC			PR	IS			SLSA	150	50			5.1				1800342	S8B0057		
N6247016	4041		WHIDBEY	WI-AF-EB	NONS	SVOA	537_MOD	ORG	VISTA	VISTA AN	NONE	WET	METHOD	000	REG	W	4	02/17/201	02/20/2018			20180221	14:00:00	20180224	19:29:00	1800342-1	1	-999			18O2-PFH	18O2-PFHxS		105	PCT_REC			PR	IS			SLSA	150	50			5.1				1800342	S8B0057		
N6247016	4041		WHIDBEY	WI-AF-EB	NONS	SVOA	537_MOD	ORG	VISTA	VISTA AN	NONE	WET	METHOD	000	REG	W	4	02/17/201	02/20/2018			20180221	14:00:00	20180224	19:29:00	1800342-1	1	-999			13C2-PFO	13C2-PFOA		81.6	PCT_REC			PR	IS			SLSA	150	50			5.1				1800342	S8B0057		
N6247016	4041		WHIDBEY	WI-AF-EB	NONS	SVOA	537_MOD	ORG	VISTA	VISTA AN	NONE	WET	METHOD	000	REG	W	4	02/17/201	02/20/2018			20180221	14:00:00	20180224	19:29:00	1800342-1	1	-999			13C8-PFO	13C8-PFOS		81.4	PCT_REC			PR	IS			SLSA	150	50			5.1				1800342	S8B0057		
N6247016	4041		WHIDBEY	WI-AF-EB	NONS	SVOA	537_MOD	ORG	VISTA	VISTA AN	NONE	WET	METHOD	000	REG	W	4	02/17/201	02/20/2018			20180221	14:00:00	20180224	19:29:00	1800342-1	1

Contract	DO_CTO	Phase	Installation	Sample_N	CH2M_Co	Analysis_	Analytical	PRC_Code	Lab_Code	Lab_Name	Leachate	Sample_B	Extraction	Result_Ty	Lab_QC_T	Sample_M	QC_Level	DateTime	Date_Rec	Leachate	Leachate	Extraction	Extraction	Analysis_	Analysis_	Lab_Samp	Dilution	Run_Num	Percent_M	Percent_L	Chem_Nai	Analyte_ID	Analyte_V	Original_A	Result_Un	Lab_Quali	Validator_	GC_Colum	Analysis_R	Result_Na	QC_Contro	QC_Accur	QC_Accur	Control_Li	QC_Narra	MDL	Detection	QSM_Vers	DL	LOD	LOQ	SDG	Analysis_E	Validator_	Val_Date
N6247016	4041		WHIDBEY	WI-AF-MW	NONS	SVOA	537_MOD	ORG	VISTA	VISTA AN	NONE	WET	METHOD	DL1	REG	W	4	02/18/201	02/20/2018			20180222	08:35:00	20180306	18:14:00	1800342-2	10	-999			Perfluoroh	355-46-4		1810	NG_L	D		PR	TRG								5.1	9.88	52.1	83.5	1800342	S8B0062		
N6247016	4041		WHIDBEY	WI-AF-MW	NONS	SVOA	537_MOD	ORG	VISTA	VISTA AN	NONE	WET	METHOD	000	REG	W	4	02/18/201	02/20/2018			20180222	08:35:00	20180302	03:21:00	1800342-2	1	-999			Perfluorooc	335-67-1		436	NG_L			PR	TRG								5.1	0.679	5.21	8.35	1800342	S8B0062		
N6247016	4041		WHIDBEY	WI-AF-MW	NONS	SVOA	537_MOD	ORG	VISTA	VISTA AN	NONE	WET	METHOD	000	REG	W	4	02/18/201	02/20/2018			20180222	08:35:00	20180302	03:21:00	1800342-2	1	-999			Perfluorooc	1763-23-1		96.5	NG_L			PR	TRG								5.1	0.842	5.21	8.35	1800342	S8B0062		
N6247016	4041		WHIDBEY	WI-AF-MW	NONS	SVOA	537_MOD	ORG	VISTA	VISTA AN	NONE	WET	METHOD	000	REG	W	4	02/18/201	02/20/2018			20180222	08:35:00	20180302	03:21:00	1800342-2	1	-999			Perfluoron	375-95-1		5.21	NG_L	U		PR	TRG								5.1	0.845	5.21	8.35	1800342	S8B0062		
N6247016	4041		WHIDBEY	WI-AF-MW	NONS	SVOA	537_MOD	ORG	VISTA	VISTA AN	NONE	WET	METHOD	000	REG	W	4	02/18/201	02/20/2018			20180222	08:35:00	20180302	03:21:00	1800342-2	1	-999			PFDA	335-76-2		5.21	NG_L	U		PR	TRG								5.1	1.56	5.21	8.35	1800342	S8B0062		
N6247016	4041		WHIDBEY	WI-AF-MW	NONS	SVOA	537_MOD	ORG	VISTA	VISTA AN	NONE	WET	METHOD	000	REG	W	4	02/18/201	02/20/2018			20180222	08:35:00	20180302	03:21:00	1800342-2	1	-999			MeFOSAA	2355-31-9		5.21	NG_L	U		PR	TRG								5.1	1.72	5.21	8.35	1800342	S8B0062		
N6247016	4041		WHIDBEY	WI-AF-MW	NONS	SVOA	537_MOD	ORG	VISTA	VISTA AN	NONE	WET	METHOD	000	REG	W	4	02/18/201	02/20/2018			20180222	08:35:00	20180302	03:21:00	1800342-2	1	-999			PFUnA	2058-94-8		5.21	NG_L	U		PR	TRG								5.1	1.10	5.21	8.35	1800342	S8B0062		
N6247016	4041		WHIDBEY	WI-AF-MW	NONS	SVOA	537_MOD	ORG	VISTA	VISTA AN	NONE	WET	METHOD	000	REG	W	4	02/18/201	02/20/2018			20180222	08:35:00	20180302	03:21:00	1800342-2	1	-999			EtFOSAA	2991-50-6		5.21	NG_L	U		PR	TRG								5.1	1.43	5.21	8.35	1800342	S8B0062		
N6247016	4041		WHIDBEY	WI-AF-MW	NONS	SVOA	537_MOD	ORG	VISTA	VISTA AN	NONE	WET	METHOD	000	REG	W	4	02/18/201	02/20/2018			20180222	08:35:00	20180302	03:21:00	1800342-2	1	-999			PFDoA	307-55-1		5.21	NG_L	U		PR	TRG								5.1	0.827	5.21	8.35	1800342	S8B0062		
N6247016	4041		WHIDBEY	WI-AF-MW	NONS	SVOA	537_MOD	ORG	VISTA	VISTA AN	NONE	WET	METHOD	000	REG	W	4	02/18/201	02/20/2018			20180222	08:35:00	20180302	03:21:00	1800342-2	1	-999			PFTrDA	72629-94-8		5.21	NG_L	U		PR	TRG								5.1	0.516	5.21	8.35	1800342	S8B0062		
N6247016	4041		WHIDBEY	WI-AF-MW	NONS	SVOA	537_MOD	ORG	VISTA	VISTA AN	NONE	WET	METHOD	000	REG	W	4	02/18/201	02/20/2018			20180222	08:35:00	20180302	03:21:00	1800342-2	1	-999			PFTeDA	376-06-7		5.21	NG_L	U		PR	TRG								5.1	0.788	5.21	8.35	1800342	S8B0062		
N6247016	4041		WHIDBEY	WI-AF-MW	NONS	SVOA	537_MOD	ORG	VISTA	VISTA AN	NONE	WET	METHOD	000	REG	W	4	02/18/201	02/20/2018			20180222	08:35:00	20180302	03:21:00	1800342-2	1	-999			13C3-PFB	13C3-PFBS		101	PCT_REC			PR	IS			SLSA	150	50			5.1				1800342	S8B0062		
N6247016	4041		WHIDBEY	WI-AF-MW	NONS	SVOA	537_MOD	ORG	VISTA	VISTA AN	NONE	WET	METHOD	000	REG	W	4	02/18/201	02/20/2018			20180222	08:35:00	20180302	03:21:00	1800342-2	1	-999			13C2-PFH	13C2-PFHxA		89.2	PCT_REC			PR	IS			SLSA	150	50			5.1				1800342	S8B0062		
N6247016	4041		WHIDBEY	WI-AF-MW	NONS	SVOA	537_MOD	ORG	VISTA	VISTA AN	NONE	WET	METHOD	000	REG	W	4	02/18/201	02/20/2018			20180222	08:35:00	20180302	03:21:00	1800342-2	1	-999			13C4-PFH	13C4-PFHpA		89.4	PCT_REC			PR	IS			SLSA	150	50			5.1				1800342	S8B0062		
N6247016	4041		WHIDBEY	WI-AF-MW	NONS	SVOA	537_MOD	ORG	VISTA	VISTA AN	NONE	WET	METHOD	DL1	REG	W	4	02/18/201	02/20/2018			20180222	08:35:00	20180306	18:14:00	1800342-2	10	-999			18O2-PFH	18O2-PFHxS		88.6	PCT_REC	D		PR	IS			SLSA	150	50			5.1				1800342	S8B0062		
N6247016	4041		WHIDBEY	WI-AF-MW	NONS	SVOA	537_MOD	ORG	VISTA	VISTA AN	NONE	WET	METHOD	000	REG	W	4	02/18/201	02/20/2018			20180222	08:35:00	20180302	03:21:00	1800342-2	1	-999			13C2-PFO	13C2-PFOA		85.8	PCT_REC			PR	IS			SLSA	150	50			5.1				1800342	S8B0062		
N6247016	4041		WHIDBEY	WI-AF-MW	NONS	SVOA	537_MOD	ORG	VISTA	VISTA AN	NONE	WET	METHOD	000	REG	W	4	02/18/201	02/20/2018			20180222	08:35:00	20180302	03:21:00	1800342-2	1	-999			13C8-PFO	13C8-PFOS		86.8	PCT_REC			PR	IS			SLSA	150	50			5.1				1800342	S8B0062		
N6247016	4041		WHIDBEY	WI-AF-MW	NONS	SVOA	537_MOD	ORG	VISTA	VISTA AN	NONE	WET	METHOD	000	REG	W	4	02/18/201	02/20/2018			20180222	08:35:00	20180302	03:21:00	1800342-2	1	-999			13C5-PFN	13C5-PFNA		71.1	PCT_REC			PR	IS			SLSA	150	50			5.1				1800342	S8B0062		
N6247016	4041		WHIDBEY	WI-AF-MW	NONS	SVOA	537_MOD	ORG	VISTA	VISTA AN	NONE	WET	METHOD	000	REG	W	4	02/18/201	02/20/2018			20180222	08:35:00	20180302	03:21:00	1800342-2	1	-999			13C2-PFD	13C2-PFDA		59.4	PCT_REC			PR	IS			SLSA	150	50			5.1				1800342	S8B0062		
N6247016	4041		WHIDBEY	WI-AF-MW	NONS	SVOA	537_MOD	ORG	VISTA	VISTA AN	NONE	WET	METHOD	000	REG	W	4	02/18/201	02/20/2018			20180222	08:35:00	20180302	03:21:00	1800342-2	1	-999			d3-MeFOS	d3-MeFOSAA		82.2	PCT_REC			PR	IS			SLSA	150	50			5.1				1800342	S8B0062		
N6247016	4041		WHIDBEY	WI-AF-MW	NONS	SVOA	537_MOD	ORG	VISTA	VISTA AN	NONE	WET	METHOD	000	REG	W	4	02/18/201	02/20/2018			20180222	08:35:00	20180302	03:21:00	1800342-2	1	-999			13C2-PFU	13C2-PFUnA		84.4	PCT_REC			PR	IS			SLSA	150	50			5.1				1800342	S8B0062		
N6247016	4041		WHIDBEY	WI-AF-MW	NONS	SVOA	537_MOD	ORG	VISTA	VISTA AN	NONE	WET	METHOD	000	REG	W	4	02/18/201	02/20/2018			20180222	08:35:00	20180302	03:21:00	1800342-2	1	-999			d5-EtFOSA	d5-EtFOSAA		80.8	PCT_REC			PR	IS			SLSA	150	50			5.1				1800342	S8B0062		
N6247016	4041		WHIDBEY	WI-AF-MW	NONS	SVOA	537_MOD	ORG	VISTA	VISTA AN	NONE	WET	METHOD	000	REG	W	4	02/18/201	02/20/2018			20180222	08:35:00	20180302	03:21:00	1800342-2	1	-999			13C2-PFD	13C2-PFDoA		76.5	PCT_REC			PR	IS			SLSA	150	50			5.1				1800342	S8B0062		
N6247016	4041		WHIDBEY	WI-AF-MW	NONS	SVOA	537_MOD	ORG	VISTA	VISTA AN	NONE	WET	METHOD	000	REG	W	4	02/18/201	02/20/2018			20180222	08:35:00	20180302	03:21:00	1800342-2	1	-999			13C2-PFT	13C2-PFTeDA		74.8	PCT_REC			PR	IS			SLSA	150	50			5.1				1800342	S8B0062		
N6247016	4041		WHIDBEY	WI-AF-EB	NONS	SVOA	537_MOD	ORG	VISTA	VISTA AN	NONE	WET	METHOD	000	REG	W	4	02/18/201	02/20/2018			20180222	08:35:00	20180228	12:20:00	1800342-2	1	-999			Perfluoroh	375-73-5		5.21	NG_L	U		PR	TRG								5.1	1.86	5.21	8.33	1800342	S8B0062		
N6247016	4041		WHIDBEY	WI-AF-EB	NONS	SVOA	537_MOD	ORG	VISTA	VISTA AN	NONE	WET	METHOD	000	REG	W	4	02/18/201	02/20/2018			20180222	08:35:00	20180228	12:20:00	1800342-2	1	-999			PFHxA	307-24-4		5.21	NG_L	U		PR	TRG								5.1	2.27	5.21	8.33	1800342	S8B0062		
N6247016	4041		WHIDBEY	WI-AF-EB	NONS	SVOA	537_MOD	ORG	VISTA	VISTA AN	NONE	WET	METHOD	000	REG	W	4	02/18/201	02/20/2018			20180222	08:35:00	20180228	12:20:00	1800342-2	1	-999			Perfluoroh	375-85-9		5.21	NG_L	U		PR	TRG								5.1	0.615	5.21	8.33	1800342	S8B0062		
N6247016	4041		WHIDBEY	WI-AF-EB	NONS	SVOA	537_MOD	ORG	VISTA	VISTA AN	NONE	WET	METHOD	000	REG	W	4	02/18/201	02/20/2018			20180222	08:35:00	20180228	12:20:00	1800342-2	1	-999			Perfluoroh	355-46-4		5.21	NG_L	U		PR	TRG								5.1	0.986	5.21	8.33	1800342	S8B0062		
N6247016	4041		WHIDBEY	WI-AF-EB	NONS	SVOA	537_MOD	ORG	VISTA	VISTA AN	NONE	WET	METHOD	000	REG	W	4	02/18/201	02/20/2018			20180222	08:35:00	20180228	12:20:00	1800342-2	1	-999			Perfluorooc	335-67-1		5.21	NG_L	U		PR	TRG								5.1	0.678	5.21	8.33	1800342	S8B0062		
N6247016	4041		WHIDBEY	WI-AF-EB	NONS	SVOA	537_MOD	ORG	VISTA	VISTA AN	NONE	WET	METHOD	000	REG	W	4	02/18/201	02/20/2018			20180222	08:35:00	20180228	12:20:00	1800342-2	1	-999			Perfluorooc	1763-23-1		5.21	NG_L	U		PR	TRG								5.1	0.840	5.21	8.33	1800342	S8B0062		
N6247016	4041		WHIDBEY	WI-AF-EB	NONS	SVOA	537_MOD	ORG	VISTA	VISTA AN	NONE	WET	METHOD	000	REG	W	4	02/18/201	02/20/2018			20180222	08:35:00	20180228	12:20:00	1800342-2	1	-999			Perfluoron	375-95-1		5.21	NG_L	U		PR	TRG								5.1	0.843	5.21	8.33	1800342	S8B0062		
N6247016	4041		WHIDBEY	WI-AF-EB	NONS	SVOA	537_MOD	ORG	VISTA	VISTA AN	NONE	WET	METHOD	000	REG	W	4	02/18/201	02/20/2018			20180222	08:35:00	20180228	12:20:00	1800342-2	1	-999			PFDA	335-76-2		5.21	NG_L	U		PR	TRG								5.1	1.55	5.21	8.33	1800342	S8B0062		
N6247016	4041		WHIDBEY	WI-AF-EB	NONS	SVOA	537_MOD	ORG	VISTA	VISTA AN	NONE	WET	METHOD	000	REG	W	4	02/18/201	02/20/2018			20180222	08:35:00	20180228	12:20:00	1800342-2	1	-999			MeFOSAA	2355-31-9		5.21	NG_L	U		PR	TRG								5.1	1.72	5.21	8.33	1800342	S8B0062		
N6247016	4041		WHIDBEY	WI-AF-EB	NONS	SVOA	537_MOD	ORG	VISTA	VISTA AN	NONE	WET	METHOD	000	REG	W	4	02/18/201	02/20/2018			20180222	08:35:00	20180228	12:20:00	1800342-2	1	-999			PFUnA	2058-94-8		5.21	NG_L	U		PR	TRG								5.1	1.09	5.21	8.33	1800342	S8B0062		
N6247016	4041		WHIDBEY	WI-AF-EB	NONS	SVOA	537_MOD	ORG	VISTA	VISTA AN	NONE	WET	METHOD	000	REG	W	4	02/18/201	02/20/2018			20180222	08:35:00	20180228	12:20:00	1800342-2	1	-999			EtFOSAA	2991-50-6		5.21	NG_L	U		PR	TRG								5.1	1.43	5.21	8.33	1800342	S8B0062		
N6247016	4041		WHIDBEY	WI-AF-EB	NONS	SVOA	537_MOD	ORG	VISTA	VISTA AN	NONE	WET	METHOD	000	REG	W	4	02/18/201	02/20/2018			20180222	08:35:00	20180228	12:20:00	1800342-2	1	-999			PFDoA	307-55-1		5.21	NG_L	U		PR	TRG								5.1	0.825	5.21	8.33	1800342	S8B0062		
N6247016	4041		WHIDBEY	WI-AF-EB	NONS	SVOA	537_MOD	ORG	VISTA	VISTA AN	NONE	WET	METHOD	000	REG	W	4	02/18/201	02/20/2018			20180222	08:35:00	20180228	12:20:00	1800342-2	1	-999			PFTrDA	72629-94-8		5.21	NG_L	U		PR	TRG								5.1	0.514	5.21	8.33	1800342	S8B0062		
N6247016	4041		WHIDBEY	WI-AF-EB	NONS	SVOA	537_MOD	ORG	VISTA	VISTA AN	NONE	WET	METHOD	000	REG	W	4	02/18/201	02/20/2018			20180222	08:35:00	20180228	12:20:00	1800342-2	1	-999			PFTeDA	376-06-7		5.21	NG_L	U		PR	TRG								5.1	0.786	5.21	8.33	1800342	S8B0062		
N6247016	4041		WHIDBEY	WI-AF-EB	NONS	SVOA	537_MOD	ORG	VISTA	VISTA AN	NONE	WET	METHOD	000	REG	W	4	02/18/201	02/20/2018			20180222	08:35:00	20180228	12:20:00	1800342-2	1	-999			13C3-PFB	13C3-PFBS		112	PCT_REC			PR	IS			SLSA	150	50			5.1				1800342	S8B0062		
N6247016	4041		WHIDBEY	WI-AF-EB	NONS	SVOA	537_MOD	ORG	VISTA	VISTA AN	NONE	WET	METHOD	000	REG	W	4	02/18/201	02/20/2018			20180222	08:35:00	20180228	12:20:00	1800342-2	1	-999			13C2-PFH	13C2-PFHxA		87.3	PCT_REC			PR	IS			SLSA	150	50			5.1				1800342	S8B0062		
N6247016	4041		WHIDBEY	WI-AF-EB	NONS	SVOA	537_MOD	ORG	VISTA	VISTA AN	NONE	WET	METHOD	000	REG	W	4	02/18/201	02/20/2018			20180222	08:35:00	20180228	12:20:00	1800342-2	1	-999			13C4-PFH	13C4-PFHpA		80.9	PCT_REC			PR	IS			SLSA	150	50			5.1				1800342	S8B0062		
N6247016	4041		WHIDBEY	WI-AF-EB	NONS	SVOA	537_MOD	ORG	VISTA	VISTA AN	NONE	WET	METHOD	000	REG	W	4	02/18/201	02/20/2018			20180222	08:35:00	20180228	12:20:00	1800342-2	1	-999			18O2-PFH	18O2-PFHxS		91.5	PCT_REC			PR	IS			SLSA	150	50			5.1				1800342	S8B0062		
N6247016	4041		WHIDBEY	WI-AF-EB	NONS	SVOA	537_MOD	ORG	VISTA	VISTA AN	NONE	WET	METHOD	000	REG	W	4	02/18/201	02/20/2018			20180222	08:35:00	20180228	12:20:00	1800342-2	1	-999			13C2-PFO	13C2-PFOA		61.7	PCT_REC			PR	IS			SLSA	150	50			5.1				1800342	S8B0062		
N6247016	4041		WHIDBEY	WI-AF-EB	NONS	SVOA	537_MOD	ORG	VISTA	VISTA AN	NONE	WET	METHOD	000	REG	W	4	02/18/201	02/20/2018			20180222	08:35:00	20180228	12:20:00	1800342-2	1	-999			13C8-PFO	13C8-PFOS		80.4	PCT_REC			PR	IS			SLSA	150	50			5.1				1800342	S8B0062		
N6247016	4041		WHIDBEY	WI-AF-EB	NONS	SVOA	537_MOD	ORG	VISTA	VISTA AN	NONE	WET	METHOD	000	REG	W	4	02/18/201	02/20/2018			20180222	08:35:00	20180228	12:20:00	1800342-2	1	-999			13C5-PFN	13C5-PFNA		78.0	PCT_REC			PR	IS			SLSA	150	50			5.1				1800342	S8B0062		
N6247016	4041		WHIDBEY	WI-AF-EB	NONS	SVOA	537_MOD	ORG	VISTA	VISTA AN	NONE	WET	METHOD	000	REG	W	4	02/18/201	02/20/2018			20180222	08:35:00	20180228	12:20:00	1800342-2	1	-999			13C2-PFD	13C2-PFDA		72.6	PCT_REC			PR	IS			SLSA	150	50			5.1				1800342	S8B0062		
N6247016	4041		WHIDBEY	WI-AF-EB	NONS	SVOA	537_MOD	ORG	VISTA	VISTA AN	NONE	WET	METHOD	000	REG	W	4	02/18/201	02/20/2018			20180222	08:35:00	20180228	12:20:00	1800342-2	1	-999			d3-MeFOS	d3-MeFOSAA		65.2	PCT_REC			PR	IS			SLSA	150	50			5.1				1800342	S8B0062		
N6247016	4041		WHIDBEY	WI-AF-EB	NONS	SVOA	537_MOD	ORG	VISTA	VISTA AN	NONE	WET	METHOD	000	REG	W	4	02/18/201	02/20/2018			20180222	08:35:00	20180228	12:20:00	1800342-2	1	-999			13C2-PFU	13C2-PFUnA		50.7	PCT_REC			PR	IS			SLSA	150	50			5.1				1800342	S8B0062		
N6247016	4041		WHIDBEY	WI-AF-EB	NONS	SVOA	537_MOD	ORG	VISTA	VISTA AN	NONE	WET	METHOD	000	REG	W	4	02/18/201	02/20/2018			20180222	08:35:00	20180228	12:20:00	1800342-2	1	-999			d5-EtFOSA	d5-EtFOSAA		54.7	PCT_REC			PR	IS			SLSA	150	50			5.1				1800342	S8B0062		
N6247016	4041		WHIDBEY	WI-AF-EB	NONS	SVOA	537_MOD	ORG	VISTA	VISTA AN	NONE	WET	METHOD	000	REG	W	4	02/18/201	02/20/2018			20180222	08:35:00	20180228	12:20:00	1800342-2	1	-999			13C2-PFD	13C2-PFDoA		58.2	PCT_REC			PR	IS			SLSA	150	50			5.1				1800342	S8B0062		
N6247016	4041		WHIDBEY	WI-AF-EB	NONS	SVOA	537_MOD	ORG	VISTA	VISTA AN	NONE	WET	METHOD	000	REG	W	4	02/18/201	02/20/2018			20180222	08:35:00	20180228	12:20:00	1800342-2	1	-999			13C2-PFT	13C2-PFTeDA		52.7	PCT_REC			PR	IS			SLSA	150	50			5.1				1800342	S8B0062		
N6247016	4041		WHIDBEY	Blank	NONS	SVOA	537_MOD	ORG	VISTA	VISTA AN	NONE	WET	METHOD	000	BLK	W	4	02/22/201	02/22/2018			20180222	08:35:00	20180228	06:58:00	B8B0130-1	1	-999			Perfluoroh	375-73-5		5.00	NG_L	U		PR	TRG								5.1	1.79	5.00	8.00	1800342	S8B0062		
N6247016	4041		WHIDBEY	Blank	NONS	SVOA	537_MOD	ORG	VISTA	VISTA AN	NONE	WET	METHOD	000	BLK	W	4	02/22/201	02/22/2018			20180222	08:35:00	20180228	06:58:00	B8B0130-1	1	-999			PFHxA	307-24-4		5.00	NG_L	U		PR	TRG								5.1	2.18	5.00	8.00	1800342	S8B0062		
N6247016	4041		WHIDBEY	Blank	NONS	SVOA	537_MOD	ORG	VISTA	VISTA AN	NONE	WET	METHOD	000	BLK	W	4	02/22/201	02/22/2018			20180222	08:35:00	20180228	06:58:00	B8B0130-1	1	-999			Perfluoroh	375-85-9		5.00	NG_L	U		PR	TRG								5.1	0.591	5.00	8.00	1800342	S8B0062		
N6247016	4041		WHIDBEY	Blank	NONS	SVOA	537_MOD	ORG	VISTA	VISTA AN	NONE	WET	METHOD	000	BLK	W	4	02/22/201	02/22/2018			20180222	08:35:00	20180228	06:58:00	B8B0130-1	1	-999			Perfluoroh	355-46-4		5.00	NG_L	U		PR	TRG								5.1	0.947	5.00	8.00	1800342	S8B0062		
N6247016	4041		WHIDBEY	Blank	NONS	SVOA	537_MOD	ORG	VISTA	VISTA AN	NONE	WET	METHOD	000	BLK	W	4	02/22/201	02/22/2018			20180222	08:35:00	20180228	06:58:00	B8B0130-1	1	-999			Perfluorooc	335-67-1		5.00	NG_L	U		PR	TRG								5.1	0.651	5.00	8.00	1800342	S8B0062		
N6247016	4041		WHIDBEY	Blank	NONS	SVOA	537_MOD	ORG	VISTA	VISTA AN	NONE	WET	METHOD	000	BLK	W	4	02/22/201	02/22/2018			20180222	08:35:00	20180228	06:58:00	B8B0130-1	1	-999			Perfluorooc	1763-23-1		5.00	NG_L	U		PR	TRG								5.1	0.807	5.00	8.00	1800342	S8B0062		
N6247016	4041		WHIDBEY	Blank	NONS	SVOA	537_MOD	ORG	VISTA	VISTA AN	NONE	WET	METHOD	000	BLK	W	4	02/22/201	02/22/2018			20180222	08:35:00	20180228	06:58:00	B8B0130-1	1	-999			Perfluoron	375-95-1		5.00	NG_L	U		PR	TRG								5.1	0.810	5.00	8.00	1800342	S8B0062		
N6247016	4041		WHIDBEY	Blank	NONS	SVOA	537_MOD	ORG	VISTA	VISTA AN	NONE	WET	METHOD	000	BLK	W	4	02/22/201	02/22/2018			20180222	08:35:00	20180228	06:58:00	B8B0130-1	1	-999			PFDA	335-76-2		5.00	NG_L	U		PR	TRG								5.1	1.49	5.00	8.00	1800342	S8B0062		
N6247016	4041		WHIDBEY	Blank	NONS	SVOA	537_MOD	ORG	VISTA	VISTA AN	NONE	WET	METHOD	000	BLK	W	4	02/22/201	02/22/2018			20180222	08:35:00	20180228	06:58:00	B8B0130-1	1	-999			MeFOSAA	2355-31-9		5.00	NG_L	U		PR	TRG								5.1	1.65	5.00	8.00	1800342	S8B0062		
N6247016	4041		WHIDBEY	Blank	NONS	SVOA	537_MOD	ORG	VISTA	VISTA AN	NONE	WET	METHOD	000	BLK	W	4	02/22/201	02/22/2018			20180222	08:35:00	20180228	06:58:00	B8B0130-1	1	-999			PFUnA	2058-94-8		5.00	NG_L	U		PR	TRG								5.1	1.05	5.00	8.00	1800342	S8B0062		
N6247016	4041		WHIDBEY	Blank	NONS	SVOA	537_MOD	ORG	VISTA	VISTA AN	NONE	WET	METHOD	000	BLK	W	4	02/22/201	02/22/2018			20180222	08:35:00	20180228	06:58:00	B8B0130-1	1	-999			EtFOSAA	2991-50-6		5.00	NG_L	U		PR	TRG								5.1	1.37	5.00	8.00	1800342	S8B0062		
N6247016	4041		WHIDBEY	Blank	NONS	SVOA	537_MOD	ORG	VISTA	VISTA AN	NONE	WET	METHOD	000	BLK	W	4	02/22/201	02/22/2018			20180222	08:35:00	20180228	06:58:00	B8B0130-1	1	-999			PFDoA	307-55-1		5.00	NG_L	U		PR	TRG								5.1	0.792	5.00	8.00	1800342	S8B0062		
N6247016	4041		WHIDBEY	Blank	NONS	SVOA	537_MOD	ORG	VISTA	VISTA AN	NONE	WET	METHOD	000	BLK	W	4	02/22/201	02/22/2018			20180222	08:35:00	20180228	06:58:00	B8B0130-1	1	-999			PFTrDA	72629-94-8		5.00	NG_L	U		PR	TRG								5.1	0.494	5.00	8.00	1800342	S8B0062		
N6247016	4041		WHIDBEY	Blank	NONS	SVOA	537_MOD	ORG	VISTA	VISTA AN	NONE	WET	METHOD	000	BLK	W	4	02/22/201	02/22/2018			20180222	08:35:00	20180228	06:58:00	B8B0130-1	1	-999			PFTeDA	376-06-7		5.00	NG_L	U		PR	TRG								5.1	0.755	5.00	8.00	1800342	S8B0062		
N6247016	4041		WHIDBEY	Blank	NONS	SVOA	537_MOD	ORG	VISTA	VISTA AN	NONE	WET	METHOD	000	BLK	W	4	02/22/201	02/22/2018			20180222	08:35:00	20180228	06:58:00	B8B0130-1	1	-999			13C3-PFB	13C3-PFBS		98.5	PCT_REC			PR	IS			SLSA	150	50	

Contract	DO_CTO	Phase	Installation	Sample_N	CH2M_Co	Analysis_	Analytical	PRC_Code	Lab_Code	Lab_Name	Leachate	Sample_B	Extraction	Result_Ty	Lab_QC_T	Sample_M	QC_Level	DateTime	Date_Rec	Leachate	Leachate	Extraction	Extraction	Analysis_	Analysis_	Lab_Samp	Dilution	Run_Num	Percent_M	Percent_L	Chem_Nam	Analyte_ID	Analyte_V	Original_A	Result_Un	Lab_Qualif	Validator_	GC_Colum	Analysis_R	Result_Na	QC_Contro	QC_Accur	QC_Accur	Control_Li	QC_Narra	MDL	Detection	QSM_Vers	DL	LOD	LOQ	SDG	Analysis_E	Validator_	Val_Date
N6247016	4041		WHIDBEY	Blank	NONS	SVOA	537_MOD	ORG	VISTA	VISTA AN	NONE	WET	METHOD	000	BLK	W	4	02/21/201	02/21/2018			20180221	14:00:00	20180224	15:17:00	B8B0132-1	1	-999			d5-EtFOSA	d5-EtFOSAA		85.1				PR	IS		SLSA	150	50					5.1				1800342	S8B0057		
N6247016	4041		WHIDBEY	Blank	NONS	SVOA	537_MOD	ORG	VISTA	VISTA AN	NONE	WET	METHOD	000	BLK	W	4	02/21/201	02/21/2018			20180221	14:00:00	20180224	15:17:00	B8B0132-1	1	-999			13C2-PFD	13C2-PFDoA		59.9	PCT_REC			PR	IS		SLSA	150	50					5.1				1800342	S8B0057		
N6247016	4041		WHIDBEY	Blank	NONS	SVOA	537_MOD	ORG	VISTA	VISTA AN	NONE	WET	METHOD	000	BLK	W	4	02/21/201	02/21/2018			20180221	14:00:00	20180224	15:17:00	B8B0132-1	1	-999			13C2-PFT	13C2-PFTeDA		68.4	PCT_REC			PR	IS		SLSA	150	50					5.1				1800342	S8B0057		
N6247016	4041		WHIDBEY	LCS	NONS	SVOA	537_MOD	ORG	VISTA	VISTA AN	NONE	WET	METHOD	000	BS	W	4	02/21/201	02/21/2018			20180221	14:00:00	20180224	15:05:00	B8B0132-1	1	-999			Perfluorob	375-73-5		91.0	NG_L			PR	TRG		LSA	130	70					5.1	1.79	5.00	8.00	1800342	S8B0057		
N6247016	4041		WHIDBEY	LCS	NONS	SVOA	537_MOD	ORG	VISTA	VISTA AN	NONE	WET	METHOD	000	BS	W	4	02/21/201	02/21/2018			20180221	14:00:00	20180224	15:05:00	B8B0132-1	1	-999			PFHxA	307-24-4		82.0	NG_L			PR	TRG		LSA	130	70					5.1	2.18	5.00	8.00	1800342	S8B0057		
N6247016	4041		WHIDBEY	LCS	NONS	SVOA	537_MOD	ORG	VISTA	VISTA AN	NONE	WET	METHOD	000	BS	W	4	02/21/201	02/21/2018			20180221	14:00:00	20180224	15:05:00	B8B0132-1	1	-999			Perfluorh	375-85-9		83.6	NG_L			PR	TRG		LSA	130	70					5.1	0.591	5.00	8.00	1800342	S8B0057		
N6247016	4041		WHIDBEY	LCS	NONS	SVOA	537_MOD	ORG	VISTA	VISTA AN	NONE	WET	METHOD	000	BS	W	4	02/21/201	02/21/2018			20180221	14:00:00	20180224	15:05:00	B8B0132-1	1	-999			Perfluoroh	355-46-4		73.9	NG_L			PR	TRG		LSA	130	70					5.1	0.947	5.00	8.00	1800342	S8B0057		
N6247016	4041		WHIDBEY	LCS	NONS	SVOA	537_MOD	ORG	VISTA	VISTA AN	NONE	WET	METHOD	000	BS	W	4	02/21/201	02/21/2018			20180221	14:00:00	20180224	15:05:00	B8B0132-1	1	-999			Perfluoroo	335-67-1		87.0	NG_L	B		PR	TRG		LSA	130	70					5.1	0.651	5.00	8.00	1800342	S8B0057		
N6247016	4041		WHIDBEY	LCS	NONS	SVOA	537_MOD	ORG	VISTA	VISTA AN	NONE	WET	METHOD	000	BS	W	4	02/21/201	02/21/2018			20180221	14:00:00	20180224	15:05:00	B8B0132-1	1	-999			Perfluoroo	1763-23-1		80.2	NG_L			PR	TRG		LSA	130	70					5.1	0.807	5.00	8.00	1800342	S8B0057		
N6247016	4041		WHIDBEY	LCS	NONS	SVOA	537_MOD	ORG	VISTA	VISTA AN	NONE	WET	METHOD	000	BS	W	4	02/21/201	02/21/2018			20180221	14:00:00	20180224	15:05:00	B8B0132-1	1	-999			Perfluoro	375-95-1		91.5	NG_L			PR	TRG		LSA	130	70					5.1	0.810	5.00	8.00	1800342	S8B0057		
N6247016	4041		WHIDBEY	LCS	NONS	SVOA	537_MOD	ORG	VISTA	VISTA AN	NONE	WET	METHOD	000	BS	W	4	02/21/201	02/21/2018			20180221	14:00:00	20180224	15:05:00	B8B0132-1	1	-999			PFDA	335-76-2		66.6	NG_L			PR	TRG		LSA	130	70					5.1	1.49	5.00	8.00	1800342	S8B0057		
N6247016	4041		WHIDBEY	LCS	NONS	SVOA	537_MOD	ORG	VISTA	VISTA AN	NONE	WET	METHOD	000	BS	W	4	02/21/201	02/21/2018			20180221	14:00:00	20180224	15:05:00	B8B0132-1	1	-999			MeFOSAA	2355-31-9		73.8	NG_L			PR	TRG		LSA	130	70					5.1	1.65	5.00	8.00	1800342	S8B0057		
N6247016	4041		WHIDBEY	LCS	NONS	SVOA	537_MOD	ORG	VISTA	VISTA AN	NONE	WET	METHOD	000	BS	W	4	02/21/201	02/21/2018			20180221	14:00:00	20180224	15:05:00	B8B0132-1	1	-999			PFUnA	2058-94-8		81.2	NG_L			PR	TRG		LSA	130	70					5.1	1.05	5.00	8.00	1800342	S8B0057		
N6247016	4041		WHIDBEY	LCS	NONS	SVOA	537_MOD	ORG	VISTA	VISTA AN	NONE	WET	METHOD	000	BS	W	4	02/21/201	02/21/2018			20180221	14:00:00	20180224	15:05:00	B8B0132-1	1	-999			EtFOSAA	2991-50-6		76.5	NG_L			PR	TRG		LSA	130	70					5.1	1.37	5.00	8.00	1800342	S8B0057		
N6247016	4041		WHIDBEY	LCS	NONS	SVOA	537_MOD	ORG	VISTA	VISTA AN	NONE	WET	METHOD	000	BS	W	4	02/21/201	02/21/2018			20180221	14:00:00	20180224	15:05:00	B8B0132-1	1	-999			PFDoA	307-55-1		72.4	NG_L			PR	TRG		LSA	130	70					5.1	0.792	5.00	8.00	1800342	S8B0057		
N6247016	4041		WHIDBEY	LCS	NONS	SVOA	537_MOD	ORG	VISTA	VISTA AN	NONE	WET	METHOD	000	BS	W	4	02/21/201	02/21/2018			20180221	14:00:00	20180224	15:05:00	B8B0132-1	1	-999			PFTrDA	72629-94-8		109	NG_L			PR	TRG		LSA	130	60					5.1	0.494	5.00	8.00	1800342	S8B0057		
N6247016	4041		WHIDBEY	LCS	NONS	SVOA	537_MOD	ORG	VISTA	VISTA AN	NONE	WET	METHOD	000	BS	W	4	02/21/201	02/21/2018			20180221	14:00:00	20180224	15:05:00	B8B0132-1	1	-999			PFTeDA	376-06-7		97.0	NG_L			PR	TRG		LSA	130	70					5.1	0.755	5.00	8.00	1800342	S8B0057		
N6247016	4041		WHIDBEY	LCS	NONS	SVOA	537_MOD	ORG	VISTA	VISTA AN	NONE	WET	METHOD	000	BS	W	4	02/21/201	02/21/2018			20180221	14:00:00	20180224	15:05:00	B8B0132-1	1	-999			13C3-PFB	13C3-PFBS		87.6	PCT_REC			PR	IS		LSA	150	50					5.1				1800342	S8B0057		
N6247016	4041		WHIDBEY	LCS	NONS	SVOA	537_MOD	ORG	VISTA	VISTA AN	NONE	WET	METHOD	000	BS	W	4	02/21/201	02/21/2018			20180221	14:00:00	20180224	15:05:00	B8B0132-1	1	-999			13C2-PFH	13C2-PFHxA		91.7	PCT_REC			PR	IS		LSA	150	50					5.1				1800342	S8B0057		
N6247016	4041		WHIDBEY	LCS	NONS	SVOA	537_MOD	ORG	VISTA	VISTA AN	NONE	WET	METHOD	000	BS	W	4	02/21/201	02/21/2018			20180221	14:00:00	20180224	15:05:00	B8B0132-1	1	-999			13C4-PFH	13C4-PFHpA		94.0	PCT_REC			PR	IS		LSA	150	50					5.1				1800342	S8B0057		
N6247016	4041		WHIDBEY	LCS	NONS	SVOA	537_MOD	ORG	VISTA	VISTA AN	NONE	WET	METHOD	000	BS	W	4	02/21/201	02/21/2018			20180221	14:00:00	20180224	15:05:00	B8B0132-1	1	-999			18O2-PFH	18O2-PFHxS		101	PCT_REC			PR	IS		LSA	150	50					5.1				1800342	S8B0057		
N6247016	4041		WHIDBEY	LCS	NONS	SVOA	537_MOD	ORG	VISTA	VISTA AN	NONE	WET	METHOD	000	BS	W	4	02/21/201	02/21/2018			20180221	14:00:00	20180224	15:05:00	B8B0132-1	1	-999			13C2-PFO	13C2-PFOA		93.7	PCT_REC			PR	IS		LSA	150	50					5.1				1800342	S8B0057		
N6247016	4041		WHIDBEY	LCS	NONS	SVOA	537_MOD	ORG	VISTA	VISTA AN	NONE	WET	METHOD	000	BS	W	4	02/21/201	02/21/2018			20180221	14:00:00	20180224	15:05:00	B8B0132-1	1	-999			13C8-PFO	13C8-PFOS		93.5	PCT_REC			PR	IS		LSA	150	50					5.1				1800342	S8B0057		
N6247016	4041		WHIDBEY	LCS	NONS	SVOA	537_MOD	ORG	VISTA	VISTA AN	NONE	WET	METHOD	000	BS	W	4	02/21/201	02/21/2018			20180221	14:00:00	20180224	15:05:00	B8B0132-1	1	-999			13C5-PFN	13C5-PFNA		79.3	PCT_REC			PR	IS		LSA	150	50					5.1				1800342	S8B0057		
N6247016	4041		WHIDBEY	LCS	NONS	SVOA	537_MOD	ORG	VISTA	VISTA AN	NONE	WET	METHOD	000	BS	W	4	02/21/201	02/21/2018			20180221	14:00:00	20180224	15:05:00	B8B0132-1	1	-999			13C2-PFD	13C2-PFDA		90.1	PCT_REC			PR	IS		LSA	150	50					5.1				1800342	S8B0057		
N6247016	4041		WHIDBEY	LCS	NONS	SVOA	537_MOD	ORG	VISTA	VISTA AN	NONE	WET	METHOD	000	BS	W	4	02/21/201	02/21/2018			20180221	14:00:00	20180224	15:05:00	B8B0132-1	1	-999			d3-MeFOS	d3-MeFOSAA		95.4	PCT_REC			PR	IS		LSA	150	50					5.1				1800342	S8B0057		
N6247016	4041		WHIDBEY	LCS	NONS	SVOA	537_MOD	ORG	VISTA	VISTA AN	NONE	WET	METHOD	000	BS	W	4	02/21/201	02/21/2018			20180221	14:00:00	20180224	15:05:00	B8B0132-1	1	-999			13C2-PFU	13C2-PFUnA		73.2	PCT_REC			PR	IS		LSA	150	50					5.1				1800342	S8B0057		
N6247016	4041		WHIDBEY	LCS	NONS	SVOA	537_MOD	ORG	VISTA	VISTA AN	NONE	WET	METHOD	000	BS	W	4	02/21/201	02/21/2018			20180221	14:00:00	20180224	15:05:00	B8B0132-1	1	-999			d5-EtFOSA	d5-EtFOSAA		105	PCT_REC			PR	IS		LSA	150	50					5.1				1800342	S8B0057		
N6247016	4041		WHIDBEY	LCS	NONS	SVOA	537_MOD	ORG	VISTA	VISTA AN	NONE	WET	METHOD	000	BS	W	4	02/21/201	02/21/2018			20180221	14:00:00	20180224	15:05:00	B8B0132-1	1	-999			13C2-PFO	13C2-PFOA		73.8	PCT_REC			PR	IS		LSA	150	50					5.1				1800342	S8B0057		
N6247016	4041		WHIDBEY	LCS	NONS	SVOA	537_MOD	ORG	VISTA	VISTA AN	NONE	WET	METHOD	000	BS	W	4	02/21/201	02/21/2018			20180221	14:00:00	20180224	15:05:00	B8B0132-1	1	-999			13C2-PFT	13C2-PFTeDA		73.0	PCT_REC			PR	IS		LSA	150	50					5.1				1800342	S8B0057		
N6247016	4041		WHIDBEY	Matrix Spi	NONS	SVOA	537_MOD	ORG	VISTA	VISTA AN	NONE	WET	METHOD	000	MS	W	4	02/21/201	02/21/2018			20180221	14:00:00	20180224	15:28:00	B8B0132-1	1	-999			Perfluorob	375-73-5		88.3	NG_L			PR	TRG		LSA	130	70					5.1	1.94	5.39	8.65	1800342	S8B0057		
N6247016	4041		WHIDBEY	Matrix Spi	NONS	SVOA	537_MOD	ORG	VISTA	VISTA AN	NONE	WET	METHOD	000	MS	W	4	02/21/201	02/21/2018			20180221	14:00:00	20180224	15:28:00	B8B0132-1	1	-999			PFHxA	307-24-4		88.2	NG_L			PR	TRG		LSA	130	70					5.1	2.36	5.39	8.65	1800342	S8B0057		
N6247016	4041		WHIDBEY	Matrix Spi	NONS	SVOA	537_MOD	ORG	VISTA	VISTA AN	NONE	WET	METHOD	000	MS	W	4	02/21/201	02/21/2018			20180221	14:00:00	20180224	15:28:00	B8B0132-1	1	-999			Perfluorh	375-85-9		89.8	NG_L			PR	TRG		LSA	130	70					5.1	0.639	5.39	8.65	1800342	S8B0057		
N6247016	4041		WHIDBEY	Matrix Spi	NONS	SVOA	537_MOD	ORG	VISTA	VISTA AN	NONE	WET	METHOD	000	MS	W	4	02/21/201	02/21/2018			20180221	14:00:00	20180224	15:28:00	B8B0132-1	1	-999			Perfluoroh	355-46-4		90.6	NG_L			PR	TRG		LSA	130	70					5.1	1.02	5.39	8.65	1800342	S8B0057		
N6247016	4041		WHIDBEY	Matrix Spi	NONS	SVOA	537_MOD	ORG	VISTA	VISTA AN	NONE	WET	METHOD	000	MS	W	4	02/21/201	02/21/2018			20180221	14:00:00	20180224	15:28:00	B8B0132-1	1	-999			Perfluoroo	335-67-1		95.1	NG_L	B		PR	TRG		LSA	130	70					5.1	0.704	5.39	8.65	1800342	S8B0057		
N6247016	4041		WHIDBEY	Matrix Spi	NONS	SVOA	537_MOD	ORG	VISTA	VISTA AN	NONE	WET	METHOD	000	MS	W	4	02/21/201	02/21/2018			20180221	14:00:00	20180224	15:28:00	B8B0132-1	1	-999			Perfluoroo	1763-23-1		75.0	NG_L			PR	TRG		LSA	130	70					5.1	0.873	5.39	8.65	1800342	S8B0057		
N6247016	4041		WHIDBEY	Matrix Spi	NONS	SVOA	537_MOD	ORG	VISTA	VISTA AN	NONE	WET	METHOD	000	MS	W	4	02/21/201	02/21/2018			20180221	14:00:00	20180224	15:28:00	B8B0132-1	1	-999			Perfluoro	375-95-1		105	NG_L			PR	TRG		LSA	130	70					5.1	0.876	5.39	8.65	1800342	S8B0057		
N6247016	4041		WHIDBEY	Matrix Spi	NONS	SVOA	537_MOD	ORG	VISTA	VISTA AN	NONE	WET	METHOD	000	MS	W	4	02/21/201	02/21/2018			20180221	14:00:00	20180224	15:28:00	B8B0132-1	1	-999			PFDA	335-76-2		83.3	NG_L			PR	TRG		LSA	130	70					5.1	1.61	5.39	8.65	1800342	S8B0057		
N6247016	4041		WHIDBEY	Matrix Spi	NONS	SVOA	537_MOD	ORG	VISTA	VISTA AN	NONE	WET	METHOD	000	MS	W	4	02/21/201	02/21/2018			20180221	14:00:00	20180224	15:28:00	B8B0132-1	1	-999			MeFOSAA	2355-31-9		70.9	NG_L			PR	TRG		LSA	130	70					5.1	1.78	5.39	8.65	1800342	S8B0057		
N6247016	4041		WHIDBEY	Matrix Spi	NONS	SVOA	537_MOD	ORG	VISTA	VISTA AN	NONE	WET	METHOD	000	MS	W	4	02/21/201	02/21/2018			20180221	14:00:00	20180224	15:28:00	B8B0132-1	1	-999			PFUnA	2058-94-8		79.0	NG_L			PR	TRG		LSA	130	70					5.1	1.14	5.39	8.65	1800342	S8B0057		
N6247016	4041		WHIDBEY	Matrix Spi	NONS	SVOA	537_MOD	ORG	VISTA	VISTA AN	NONE	WET	METHOD	000	MS	W	4	02/21/201	02/21/2018			20180221	14:00:00	20180224	15:28:00	B8B0132-1	1	-999			EtFOSAA	2991-50-6		75.7	NG_L			PR	TRG		LSA	130	70					5.1	1.48	5.39	8.65	1800342	S8B0057		
N6247016	4041		WHIDBEY	Matrix Spi	NONS	SVOA	537_MOD	ORG	VISTA	VISTA AN	NONE	WET	METHOD	000	MS	W	4	02/21/201	02/21/2018			20180221	14:00:00	20180224	15:28:00	B8B0132-1	1	-999			PFDoA	307-55-1		79.8	NG_L			PR	TRG		LSA	130	70					5.1	0.857	5.39	8.65	1800342	S8B0057		
N6247016	4041		WHIDBEY	Matrix Spi	NONS	SVOA	537_MOD	ORG	VISTA	VISTA AN	NONE	WET	METHOD	000	MS	W	4	02/21/201	02/21/2018			20180221	14:00:00	20180224	15:28:00	B8B0132-1	1	-999			PFTrDA	72629-94-8		103	NG_L			PR	TRG		LSA	130	60					5.1	0.534	5.39	8.65	1800342	S8B0057		
N6247016	4041		WHIDBEY	Matrix Spi	NONS	SVOA	537_MOD	ORG	VISTA	VISTA AN	NONE	WET	METHOD	000	MS	W	4	02/21/201	02/21/2018			20180221	14:00:00	20180224	15:28:00	B8B0132-1	1	-999			PFTeDA	376-06-7		102	NG_L			PR	TRG		LSA	130	70					5.1	0.817	5.39	8.65	1800342	S8B0057		
N6247016	4041		WHIDBEY	Matrix Spi	NONS	SVOA	537_MOD	ORG	VISTA	VISTA AN	NONE	WET	METHOD	000	MS	W	4	02/21/201	02/21/2018			20180221	14:00:00	20180224	15:28:00	B8B0132-1	1	-999			13C3-PFB	13C3-PFBS		105	PCT_REC			PR	IS		LSA	150	50					5.1				1800342	S8B0057		
N6247016	4041		WHIDBEY	Matrix Spi	NONS	SVOA	537_MOD	ORG	VISTA	VISTA AN	NONE	WET	METHOD	000	MS	W	4	02/21/201	02/21/2018			20180221	14:00:00	20180224	15:28:00	B8B0132-1	1	-999			13C2-PFH	13C2-PFHxA		87.5	PCT_REC			PR	IS		LSA	150	50					5.1				1800342	S8B0057		
N6247016	4041		WHIDBEY	Matrix Spi	NONS	SVOA	537_MOD	ORG	VISTA	VISTA AN	NONE	WET	METHOD	000	MS	W	4	02/21/201	02/21/2018			20180221	14:00:00	20180224	15:28:00	B8B0132-1	1	-999			13C4-PFH	13C4-PFHpA		89.8	PCT_REC			PR	IS		LSA	150	50					5.1				1800342	S8B0057		
N6247016	4041		WHIDBEY	Matrix Spi	NONS	SVOA	537_MOD	ORG	VISTA	VISTA AN	NONE	WET	METHOD	000	MS	W	4	02/21/201	02/21/2018			20180221	14:00:00	20180224	15:28:00	B8B0132-1	1	-999			18O2-PFH	18O2-PFHxS		98.3	PCT_REC			PR	IS		LSA	150	50					5.1				1800342	S8B0057		
N6247016	4041		WHIDBEY	Matrix Spi	NONS	SVOA	537_MOD	ORG	VISTA	VISTA AN	NONE	WET	METHOD	000	MS	W	4	02/21/201	02/21/2018			20180221	14:00:00	20180224	15:28:00	B8B0132-1	1	-999			13C2-PFO	13C2-PFOA		80.9	PCT_REC			PR	IS		LSA	150	50					5.1				1800342	S8B0057		
N6247016	4041		WHIDBEY	Matrix Spi	NONS	SVOA	537_MOD	ORG	VISTA	VISTA AN	NONE	WET	METHOD	000	MS	W	4	02/21/201	02/21/2018			20180221	14:00:00	20180224	15:28:00	B8B0132-1	1	-999			13C8-PFO	13C8-PFOS		83.8	PCT_REC			PR	IS		LSA	150	50					5.1				1800342	S8B0057		
N6247016	4041		WHIDBEY	Matrix Spi	NONS	SVOA	537_MOD	ORG	VISTA	VISTA AN	NONE	WET	METHOD	000	MS	W	4	02/21/201	02/21/2018			20180221	14:00:00	20180224	15:28:00	B8B0132-1	1	-999			13C5-PFN	13C5-PFNA		69.0	PCT_REC			PR	IS		LSA	150	50					5.1				1800342	S8B0057		
N6247016	4041		WHIDBEY	Matrix Spi	NONS	SVOA	537_MOD	ORG	VISTA	VISTA AN	NONE	WET	METHOD	000	MS	W	4	02/21/201	02/21/2018			20180221	14:00:00	20180224	15:28:00	B8B0132-1	1	-999			13C2-PFD	13C2-PFDA		67.4	PCT_REC			PR	IS		LSA	150	50					5.1				1800342	S8B0057		
N6247016	4041		WHIDBEY	Matrix Spi	NONS	SVOA	537_MOD	ORG	VISTA	VISTA AN	NONE	WET	METHOD	000	MS	W	4	02/21/201	02/21/2018			20180221	14:00:00	20180224	15:28:00	B8B0132-1	1	-999			d3-MeFOS	d3-MeFOSAA		93.4	PCT_REC			PR	IS		LSA	150	50					5.1				1800342	S8B0057		
N6247016	4041		WHIDBEY	Matrix Spi	NONS	SVOA	537_MOD	ORG	VISTA	VISTA AN	NONE	WET	METHOD	000	MS	W	4	02/21/201	02/21/2018			20180221	14:00:00	20180224	15:28:00	B8B0132-1	1	-999			13C2-PFU	13C2-PFUnA		67.8	PCT_REC			PR	IS		LSA	150	50					5.1				1800342	S8B0057		
N6247016	4041		WHIDBEY	Matrix Spi	NONS	SVOA	537_MOD	ORG	VISTA	VISTA AN	NONE	WET	METHOD	000	MS	W	4	02/21/201	02/21/2018			20180221	14:00:00	20180224	15:28:00	B8B0132-1	1	-999			d5-EtFOSA	d5-EtFOSAA		86.2	PCT_REC			PR	IS		LSA	150	50					5.1				1800342	S8B0057		
N6247016	4041		WHIDBEY	Matrix Spi	NONS	SVOA	537_MOD	ORG	VISTA	VISTA AN	NONE	WET	METHOD	000	MS	W	4	02/21/201	02/21/2018			20180221	14:00:00	20180224	15:28:00	B8B0132-1	1	-999			13C2-PFD	13C2-PFDoA		63.7	PCT_REC			PR	IS		LSA	150	50					5.1				1800342	S8B0057		
N6247016	4041		WHIDBEY	Matrix Spi	NONS	SVOA	537_MOD	ORG	VISTA	VISTA AN	NONE	WET	METHOD	000	MS	W	4	02/21/201	02/21/2018			20180221	14:00:00	20180224	15:28:00	B8B0132-1	1	-999			13C2-PFT	13C2-PFTeDA		65.4	PCT_REC			PR	IS		LSA	150	50					5.1				1800342	S8B0057		
N6247016	4041		WHIDBEY	Matrix Spi	NONS	SVOA	537_MOD	ORG	VISTA	VISTA AN	NONE	WET	METHOD	000	MSD	W	4	02/21/201	02/21/2018			20180221	14:00:00	20180224	15:40:00	B8B0132-1	1	-999			Perfluorob	375-73-5		81.4	NG_L			PR	TRG		LSA	130	70					5.1	1.80	5.04	8.05	1800342	S8B0057		
N6247016	4041		WHIDBEY	Matrix Spi	NONS	SVOA	537_MOD	ORG	VISTA	VISTA AN	NONE	WET	METHOD	000	MSD	W	4	02/21/201	02/21/2018			20180221	14:00:00	20180224	15:40:00	B8B0132-1	1	-999			PFHxA	307-24-4		94.7	NG_L			PR	TRG		LSA	130	70					5.1	2.19	5.04	8.05	1800342	S8B0057		
N6247016	4041		WHIDBEY	Matrix Spi	NONS	SVOA	537_MOD	ORG	VISTA	VISTA AN	NONE	WET	METHOD	000	MSD	W	4	02/21/201	02/21/2018			20180221	14:00:00	20180224	15:40:00	B8B0132-1	1	-999			Perfluorh	375-85-9		80.9	NG_L			PR	TRG		LSA	130	70					5.1	0.595	5.04	8.05	1800342	S8B0057		
N6247016	4041		WHIDBEY	Matrix Spi	NONS	SVOA	537_MOD	ORG	VISTA	VISTA AN	NONE	WET	METHOD	000	MSD	W	4	02/21/201	02/21/2018			20180221	14:00:00	20180224	15:40:00	B8B0132-1	1	-999			Perfluoroh	355-46-4		86.1	NG_L			PR	TRG		LSA	130	70					5.1	0.953	5.04	8.05	1800342	S8B0057		
N6247016	4041		WHIDBEY	Matrix Spi	NONS	SVOA	537_MOD	ORG	VISTA	VISTA AN	NONE	WET	METHOD	000	MSD	W	4	02/21/201	02/21/2018			20180221	14:00:00	20180224	15:40:00	B8B0132-1	1	-999			Perfluoroo	335-67-1		80.8	NG_L	B		PR	TRG		LSA	130	70					5.1	0.655	5.04	8.05	1800342	S8B0057		
N6247016	4041		WHIDBEY	Matrix Spi	NONS	SVOA	537_MOD	ORG	VISTA	VISTA AN	NONE	WET	METHOD	000	MSD	W	4	02/21/201	02/21/2018			20180221	14:00:00	20180224	15:40:00	B8B0132-1	1	-999			Perfluoroo	1763-23-1		181	NG_L			PR	TRG		LSA	130	70					5.1	0.812	5.04	8.05	1800342	S8B0057		
N6247016	4041		WHIDBEY	Matrix Spi	NONS	SVOA	537_MOD	ORG	VISTA	VISTA AN	NONE	WET	METHOD	000	MSD	W	4	02/21/201	02/21/2018			20180221	14:00:00	20180224	15:40:00	B8B0132-1	1	-999			Perfluoro	375-95-1		106	NG_L			PR	TRG		LSA	130	70					5.1	0.815	5.04	8.05	1800342	S8B0057		
N6247016	4041		WHIDBEY	Matrix Spi	NONS	SVOA	537_MOD	ORG	VISTA	VISTA AN	NONE	WET	METHOD	000	MSD	W	4	02/21/201	02/21/2018			20180221	14:00:00	20180224	15:40:00	B8B0132-1	1	-999			PFDA	335-76-2		76.8	NG_L			PR	TRG		LSA	130	70					5.1	1.50

ENVIRONMENTAL
Data Services, Inc.

DATA VALIDATION SUMMARY REPORT
NAS WHIDBEY ISLAND, WASHINGTON

Client: CH2M HILL, Inc., Corvallis, Oregon
SDG: 1800342
Laboratory: Vista Analytical Laboratory, El Dorado Hills, California
Site: NAS Whidbey Island, Ault Field, CTO-4041, Washington
Date: May 30, 2018

PFCs			
EDS ID	Client Sample ID	Laboratory Sample ID	Matrix
1	WI-AF-29-MW-4-0218	1800342-01	Water
2	WI-AF-29-MW-4P-0218	1800342-02	Water
3	WI-AF-FB01-021318	1800342-03	Water
4	WI-AF-EB01-021318	1800342-04	Water
5	WI-AF-EB03-021318	1800342-05	Water
6	WI-AF-EB04-021318	1800342-06	Water
7	WI-AF-MW-N2-9-0218	1800342-07	Water
7MS	WI-AF-MW-N2-9-0218MS	1800342-07MS	Water
7MSD	WI-AF-MW-N2-9-0218MSD	1800342-07MSD	Water
8	WI-AF-MW-N2-9P-0218	1800342-08	Water
9	WI-AF-FB01-021518	1800342-09	Water
10	WI-AF-MW-N2-7S-0218	1800342-10	Water
11	WI-AF-MW-N2-3-0218	1800342-11	Water
12	WI-AF-EB01-021618	1800342-12	Water
13	WI-AF-MW-N2-8-0218	1800342-13	Water
14	WI-AF-MW-201-0218	1800342-14	Water
15	WI-AF-FB01-021718	1800342-15	Water
16	WI-AF-4-MW-3-0218	1800342-16	Water
17	WI-AF-EB01-021718	1800342-17	Water
18	WI-AF-N2-6C-0218	1800342-18	Water
19	WI-AF-FB01-021818	1800342-19	Water
20	WI-AF-MW-200-0218	1800342-20	Water
21	WI-AF-EB01-021818	1800342-21	Water

A full data validation was performed on the analytical data for eleven water samples, four aqueous field blank samples, and six aqueous equipment blank samples collected on February 13-18, 2018 by CH2M HILL at the NAS Whidbey Island Ault Field site in Washington. The samples were analyzed under the EPA Method "Determination of Selected Perfluorinated Alkyl Acids in Drinking Water by Solid Phase Extraction and Liquid Chromatography/Tandem Mass Spectrometry (LC/MS/MS)".

Specific method references are as follows:

Analysis	*Method References*
PFCs	USEPA Method 537 Modified

The data have been validated according to the protocols and quality control (QC) requirements of the analytical method, the Final Sampling and Analysis Plan Phase I Site Investigation for Per- and Polyfluoroalkyl Substances in Soil and Groundwater Ault Field, February 2018, and the USEPA National Functional Guidelines for Organic Data Review as follows:

- The USEPA "Contract Laboratories Program National Functional Guidelines for Organic Superfund Methods Data Review," January 2017;
- and the reviewer's professional judgment.

The following data quality indicators were reviewed for this report:

Organics

- Date Completeness, Case Narrative & Custody Documentation
- Holding times
- Liquid Chromatography/Mass Spectrometry (LC/MS) Tuning
- Initial and continuing calibration summaries
- Method blank and field QC blank contamination
- Matrix Spike/Matrix Spike Duplicate (MS/MSD) recoveries
- Laboratory Control Sample/Laboratory Control Sample Duplicate (LCS/LCSD) recoveries
- Internal standard area and retention time summary forms
- Target Compound Identification
- Compound Quantitation
- Field Duplicate sample precision

A full (Level IV) data validation was performed with this review including a recalculation of 10% of the detected results in the samples.

Data Usability Assessment

There were no rejections of data.

Overall the data is acceptable for the intended purposes as qualified for the deficiencies detailed in this report.

Please note that any results qualified (U) due to blank contamination may be then qualified (J) due to another action. Therefore, the results may be qualified (UJ) due to the culmination of the blank contaminations and actions from other exceedances of QC criteria.

Perfluorinated Compounds (PFCs)

Data Completeness, Case Narrative & Custody Documentation

- The case narrative and chain-of-custody documentation were included in the data package as required. All criteria were met.

Holding Times

- All samples were extracted within 14 days for water samples and analyzed within 28 days.

LC/MS Tuning

- All criteria were met.

Initial Calibration

- All relative standard deviation (%RSD) and/or correlation coefficients criteria were met.

Continuing Calibration

- All percent difference (%D) and RRF criteria were met except for the following.

CCAL Date	Compound	%D	Qualifier	Affected Samples
2/24/18	PFTeDA	150%	None	All ND
2/26/18	PFTrDA	152%	None	All ND
2/28/18	PFTeDA	138%	None	All ND

Method Blank

- The method blanks exhibited the following contamination.

Blank ID	Compound	Conc. ng/L	Qualifier	Affected Samples
B8B0132-BLK2	PFOA	0.848	U	2, 4, 8, 11, 16, 17, 19

Field QC Blank

- Field QC samples were free of contamination.

Blank ID	Compound	Conc. ng/L	Qualifier	Affected Samples
WI-AF-FB01-021318	None - ND	-	-	-
WI-AF-EB01-021318	None - ND	-	-	-

Blank ID	Compound	Conc. ng/L	Qualifier	Affected Samples
WI-AF-EB03-021318	None - ND	-	-	-
WI-AF-EB04-021318	None - ND	-	-	-
WI-AF-FB01-021518	None - ND	-	-	-
WI-AF-EB01-021618	None - ND	-	-	-
WI-AF-FB01-021718	PFOS	2.23	None	All Associated ND or >10X
WI-AF-EB01-021718	PFOS	1.95	None	All Associated ND or >10X
WI-AF-FB01-021818	None - ND	-	-	-
WI-AF-EB01-021818	None - ND	-	-	-

Matrix Spike/Matrix Spike Duplicate (MS/MSD) Recoveries

- The MS/MSD samples exhibited acceptable percent recoveries (%R) and RPD values except for the following.

MS/MSD Sample	Compound	MS %R/MSD %R/RPD	Qualifier
7	PFOS	OK/225%/89.4	None - All ND
	PFNA	OK/132%/OK	None - All ND

Laboratory Control Samples

- The LCS samples exhibited acceptable percent recoveries (%R) except for the following.

LCS ID	Compound	%R	Qualifier
B8B0132-BS1	PFTrDA	136%	None - All ND

Internal Standard (IS) Area Performance

- All internal standards met response and retention time (RT) criteria except for the following.

EDS Sample ID	Compound	%R	Qualifier
3	13C2-PFDoA	44.4%	UJ - Associated Cmpd
12	13C2-PFUnA	48.5%	UJ - Associated Cmpd
13	13C2-PFDoA	44.5%	UJ - Associated Cmpd
14	13C2-PFDoA	49.1%	UJ - Associated Cmpd
16	13C2-PFDoA	49.8%	UJ - Associated Cmpd
	13C2-PFTeDA	46.6%	UJ - Associated Cmpd
17	13C2-PFTeDA	46.0%	UJ - Associated Cmpd

Target Compound Identification

- All mass spectra and quantitation criteria were met.

Compound Quantitation

- Several samples were analyzed at a dilution for various compounds due to high concentrations. The reporting limits were adjusted accordingly. No action was required.

Field Duplicate Sample Precision

- Field duplicate results are summarized below. The precision was acceptable.

Compound	WI-AF-29-MW-4-0218 ng/L	WI-AF-29-MW-4P-0218 ng/L	RPD	Qualifier
None	ND	ND	-	-

Compound	WI-AF-MW-N2-9-0218 ng/L	WI-AF-MW-N2-9P-0218 ng/L	RPD	Qualifier
None	ND	ND	-	-

Please contact the undersigned at (757) 564-0090 if you have any questions or need further information.

Signed: Nancy Weaver Dated: 6.1.18

Nancy Weaver
Senior Chemist

Data Qualifier	Definition
U	The analyte was analyzed for, but was not detected above the level of the reported sample quantitation limit.
J	The analyte is an estimated quantity. The associated numerical value is the approximate concentration of the analyte in the sample.
NJ	The analysis has been "tentatively identified" or "presumptively" as present and the associated numerical value is the estimated concentration in the samples.
UJ	The analyte was analyzed for but was not detected. The reported quantitation limit is approximate and may be inaccurate or imprecise.
R	The data are unusable. The sample results are rejected due to serious deficiencies in meeting QC criteria. The analyte may or may not be present in the samples.

Sample ID: WI-AF-29-MW-4-0218 — **Modified EPA Method 537**

Client Data

Name: CH2M Hill
Project: 695610.04.FI.FS
Matrix: Aqueous
Date Collected: 13-Feb-18 13:50

Laboratory Data

Lab Sample: 1800342-01
Date Received: 20-Feb-18 09:04
Column: BEH C18

Analyte	Conc. (ng/L)	DL	LOD	LOQ	Qualifiers	Batch	Extracted	Samp Size	Analyzed	Dilution
PFBS	ND	1.82	5.08	8.15		B8B0132	21-Feb-18	0.123 L	24-Feb-18 15:51	1
PFHxA	ND	2.22	5.08	8.15		B8B0132	21-Feb-18	0.123 L	24-Feb-18 15:51	1
PFHpA	ND	0.602	5.08	8.15		B8B0132	21-Feb-18	0.123 L	24-Feb-18 15:51	1
PFHxS	ND	0.965	5.08	8.15		B8B0132	21-Feb-18	0.123 L	24-Feb-18 15:51	1
PFOA	ND	0.663	5.08	8.15		B8B0132	21-Feb-18	0.123 L	24-Feb-18 15:51	1
PFOS	ND	0.822	5.08	8.15		B8B0132	21-Feb-18	0.123 L	24-Feb-18 15:51	1
PFNA	ND	0.825	5.08	8.15		B8B0132	21-Feb-18	0.123 L	24-Feb-18 15:51	1
PFDA	ND	1.52	5.08	8.15		B8B0132	21-Feb-18	0.123 L	24-Feb-18 15:51	1
MeFOSAA	ND	1.68	5.08	8.15		B8B0132	21-Feb-18	0.123 L	24-Feb-18 15:51	1
PFUnA	ND	1.07	5.08	8.15		B8B0132	21-Feb-18	0.123 L	24-Feb-18 15:51	1
EtFOSAA	ND	1.40	5.08	8.15		B8B0132	21-Feb-18	0.123 L	24-Feb-18 15:51	1
PFDoA	ND	0.807	5.08	8.15		B8B0132	21-Feb-18	0.123 L	24-Feb-18 15:51	1
PFTrDA	ND	0.503	5.08	8.15		B8B0132	21-Feb-18	0.123 L	24-Feb-18 15:51	1
PFTeDA	ND	0.769	5.08	8.15		B8B0132	21-Feb-18	0.123 L	24-Feb-18 15:51	1

Labeled Standards	Type	% Recovery	Limits	Qualifiers	Batch	Extracted	Samp Size	Analyzed	Dilution
13C3-PFBS	IS	99.1	50 - 150		B8B0132	21-Feb-18	0.123 L	24-Feb-18 15:51	1
13C2-PFHxA	IS	84.7	50 - 150		B8B0132	21-Feb-18	0.123 L	24-Feb-18 15:51	1
13C4-PFHpA	IS	77.5	50 - 150		B8B0132	21-Feb-18	0.123 L	24-Feb-18 15:51	1
18O2-PFHxS	IS	83.2	50 - 150		B8B0132	21-Feb-18	0.123 L	24-Feb-18 15:51	1
13C2-PFOA	IS	85.3	50 - 150		B8B0132	21-Feb-18	0.123 L	24-Feb-18 15:51	1
13C8-PFOS	IS	78.4	50 - 150		B8B0132	21-Feb-18	0.123 L	24-Feb-18 15:51	1
13C5-PFNA	IS	84.1	50 - 150		B8B0132	21-Feb-18	0.123 L	24-Feb-18 15:51	1
13C2-PFDA	IS	81.3	50 - 150		B8B0132	21-Feb-18	0.123 L	24-Feb-18 15:51	1
d3-MeFOSAA	IS	70.8	50 - 150		B8B0132	21-Feb-18	0.123 L	24-Feb-18 15:51	1
13C2-PFUnA	IS	64.1	50 - 150		B8B0132	21-Feb-18	0.123 L	24-Feb-18 15:51	1
d5-EtFOSAA	IS	87.7	50 - 150		B8B0132	21-Feb-18	0.123 L	24-Feb-18 15:51	1
13C2-PFDoA	IS	67.7	50 - 150		B8B0132	21-Feb-18	0.123 L	24-Feb-18 15:51	1
13C2-PFTeDA	IS	71.2	50 - 150		B8B0132	21-Feb-18	0.123 L	24-Feb-18 15:51	1

DL - Detection Limit
LOD - Limit of Detection
LOQ - Limit of quantitation
LCL-UCL- Lower control limit - upper control limit
Results reported to the DL
When reported, PFHxS, PFOA and PFOS include both linear and branched isomers.
Only the linear isomer is reported for all other analytes

NW 5/30/18

Vista Analytical Laboratory

Sample ID: WI-AF-29-MW-4P-0218 **Modified EPA Method 537**

Client Data

Name: CH2M Hill
Project: 695610.04.FI.FS
Matrix: Aqueous
Date Collected: 13-Feb-18 13:55

Laboratory Data

Lab Sample: 1800342-02
Date Received: 20-Feb-18 09:04
Column: BEH C18

Analyte	Conc. (ng/L)	DL	LOD	LOQ	Qualifiers	Batch	Extracted	Samp Size	Analyzed	Dilution
PFBS	ND	1.91	5.34	8.56		B8B0132	21-Feb-18	0.117 L	24-Feb-18 16:02	1
PFHxA	ND	2.33	5.34	8.56		B8B0132	21-Feb-18	0.117 L	24-Feb-18 16:02	1
PFHpA	ND	0.632	5.34	8.56		B8B0132	21-Feb-18	0.117 L	24-Feb-18 16:02	1
PFHxS	ND	1.01	5.34	8.56		B8B0132	21-Feb-18	0.117 L	24-Feb-18 16:02	1
PFOA	5.34 ~~1.01~~	0.696	5.34	8.56	~~J B~~	B8B0132	21-Feb-18	0.117 L	24-Feb-18 16:02	1
PFOS	ND	0.863	5.34	8.56		B8B0132	21-Feb-18	0.117 L	24-Feb-18 16:02	1
PFNA	ND	0.866	5.34	8.56		B8B0132	21-Feb-18	0.117 L	24-Feb-18 16:02	1
PFDA	ND	1.59	5.34	8.56		B8B0132	21-Feb-18	0.117 L	24-Feb-18 16:02	1
MeFOSAA	ND	1.76	5.34	8.56		B8B0132	21-Feb-18	0.117 L	24-Feb-18 16:02	1
PFUnA	ND	1.12	5.34	8.56		B8B0132	21-Feb-18	0.117 L	24-Feb-18 16:02	1
EtFOSAA	ND	1.47	5.34	8.56		B8B0132	21-Feb-18	0.117 L	24-Feb-18 16:02	1
PFDoA	ND	0.847	5.34	8.56		B8B0132	21-Feb-18	0.117 L	24-Feb-18 16:02	1
PFTrDA	ND	0.528	5.34	8.56		B8B0132	21-Feb-18	0.117 L	24-Feb-18 16:02	1
PFTeDA	ND	0.808	5.34	8.56		B8B0132	21-Feb-18	0.117 L	24-Feb-18 16:02	1

Labeled Standards	Type	% Recovery	Limits	Qualifiers	Batch	Extracted	Samp Size	Analyzed	Dilution
13C3-PFBS	IS	109	50 - 150		B8B0132	21-Feb-18	0.117 L	24-Feb-18 16:02	1
13C2-PFHxA	IS	79.2	50 - 150		B8B0132	21-Feb-18	0.117 L	24-Feb-18 16:02	1
13C4-PFHpA	IS	87.9	50 - 150		B8B0132	21-Feb-18	0.117 L	24-Feb-18 16:02	1
18O2-PFHxS	IS	81.6	50 - 150		B8B0132	21-Feb-18	0.117 L	24-Feb-18 16:02	1
13C2-PFOA	IS	63.2	50 - 150		B8B0132	21-Feb-18	0.117 L	24-Feb-18 16:02	1
13C8-PFOS	IS	88.1	50 - 150		B8B0132	21-Feb-18	0.117 L	24-Feb-18 16:02	1
13C5-PFNA	IS	71.4	50 - 150		B8B0132	21-Feb-18	0.117 L	24-Feb-18 16:02	1
13C2-PFDA	IS	81.3	50 - 150		B8B0132	21-Feb-18	0.117 L	24-Feb-18 16:02	1
d3-MeFOSAA	IS	103	50 - 150		B8B0132	21-Feb-18	0.117 L	24-Feb-18 16:02	1
13C2-PFUnA	IS	76.3	50 - 150		B8B0132	21-Feb-18	0.117 L	24-Feb-18 16:02	1
d5-EtFOSAA	IS	102	50 - 150		B8B0132	21-Feb-18	0.117 L	24-Feb-18 16:02	1
13C2-PFDoA	IS	59.4	50 - 150		B8B0132	21-Feb-18	0.117 L	24-Feb-18 16:02	1
13C2-PFTeDA	IS	75.9	50 - 150		B8B0132	21-Feb-18	0.117 L	24-Feb-18 16:02	1

DL - Detection Limit
LOD - Limit of Detection
LOQ - Limit of quantitation
LCL-UCL- Lower control limit - upper control limit
Results reported to the DL
When reported, PFHxS, PFOA and PFOS include both linear and branched isomers.
Only the linear isomer is reported for all other analytes

MBL

new 5/30/18

Vista Analytical Laboratory 3

Sample ID: WI-AF-FB01-021318 — **Modified EPA Method 537**

Client Data
Name: CH2M Hill
Project: 695610.04.FI.FS
Matrix: Aqueous
Date Collected: 13-Feb-18 14:00

Laboratory Data
Lab Sample: 1800342-03
Date Received: 20-Feb-18 09:04
Column: BEH C18

Analyte	Conc. (ng/L)	DL	LOD	LOQ	Qualifiers	Batch	Extracted	Samp Size	Analyzed	Dilution
PFBS	ND	1.77	4.92	7.90		B8B0132	21-Feb-18	0.127 L	24-Feb-18 16:14	1
PFHxA	ND	2.15	4.92	7.90		B8B0132	21-Feb-18	0.127 L	24-Feb-18 16:14	1
PFHpA	ND	0.584	4.92	7.90		B8B0132	21-Feb-18	0.127 L	24-Feb-18 16:14	1
PFHxS	ND	0.935	4.92	7.90		B8B0132	21-Feb-18	0.127 L	24-Feb-18 16:14	1
PFOA	ND	0.643	4.92	7.90		B8B0132	21-Feb-18	0.127 L	24-Feb-18 16:14	1
PFOS	ND	0.797	4.92	7.90		B8B0132	21-Feb-18	0.127 L	24-Feb-18 16:14	1
PFNA	ND	0.800	4.92	7.90		B8B0132	21-Feb-18	0.127 L	24-Feb-18 16:14	1
PFDA	ND	1.47	4.92	7.90		B8B0132	21-Feb-18	0.127 L	24-Feb-18 16:14	1
MeFOSAA	ND	1.63	4.92	7.90		B8B0132	21-Feb-18	0.127 L	24-Feb-18 16:14	1
PFUnA	ND	1.04	4.92	7.90		B8B0132	21-Feb-18	0.127 L	24-Feb-18 16:14	1
EtFOSAA	ND	1.35	4.92	7.90		B8B0132	21-Feb-18	0.127 L	24-Feb-18 16:14	1
PFDoA	~~ND~~ U3	0.782	4.92	7.90		B8B0132	21-Feb-18	0.127 L	24-Feb-18 16:14	1
PFTrDA	ND	0.488	4.92	7.90		B8B0132	21-Feb-18	0.127 L	24-Feb-18 16:14	1
PFTeDA	ND	0.746	4.92	7.90		B8B0132	21-Feb-18	0.127 L	24-Feb-18 16:14	1

ISL

Labeled Standards	Type	% Recovery	Limits	Qualifiers	Batch	Extracted	Samp Size	Analyzed	Dilution
13C3-PFBS	IS	111	50 - 150		B8B0132	21-Feb-18	0.127 L	24-Feb-18 16:14	1
13C2-PFHxA	IS	89.7	50 - 150		B8B0132	21-Feb-18	0.127 L	24-Feb-18 16:14	1
13C4-PFHpA	IS	72.7	50 - 150		B8B0132	21-Feb-18	0.127 L	24-Feb-18 16:14	1
18O2-PFHxS	IS	87.2	50 - 150		B8B0132	21-Feb-18	0.127 L	24-Feb-18 16:14	1
13C2-PFOA	IS	69.2	50 - 150		B8B0132	21-Feb-18	0.127 L	24-Feb-18 16:14	1
13C8-PFOS	IS	72.6	50 - 150		B8B0132	21-Feb-18	0.127 L	24-Feb-18 16:14	1
13C5-PFNA	IS	58.4	50 - 150		B8B0132	21-Feb-18	0.127 L	24-Feb-18 16:14	1
13C2-PFDA	IS	55.8	50 - 150		B8B0132	21-Feb-18	0.127 L	24-Feb-18 16:14	1
d3-MeFOSAA	IS	72.3	50 - 150		B8B0132	21-Feb-18	0.127 L	24-Feb-18 16:14	1
13C2-PFUnA	IS	60.4	50 - 150		B8B0132	21-Feb-18	0.127 L	24-Feb-18 16:14	1
d5-EtFOSAA	IS	73.4	50 - 150		B8B0132	21-Feb-18	0.127 L	24-Feb-18 16:14	1
13C2-PFDoA	IS	44.4	50 - 150	H	B8B0132	21-Feb-18	0.127 L	24-Feb-18 16:14	1
13C2-PFTeDA	IS	65.1	50 - 150		B8B0132	21-Feb-18	0.127 L	24-Feb-18 16:14	1

DL - Detection Limit
LOD - Limit of Detection
LOQ - Limit of quantitation
LCL-UCL- Lower control limit - upper control limit
Results reported to the DL
When reported, PFHxS, PFOA and PFOS include both linear and branched isomers.
Only the linear isomer is reported for all other analytes

JW 5/30/18

Vista Analytical Laboratory 4

Sample ID: WI-AF-EB01-021318 — **Modified EPA Method 537**

Client Data

Name: CH2M Hill
Project: 695610.04.FI.FS
Matrix: Aqueous
Date Collected: 13-Feb-18 14:15

Laboratory Data

Lab Sample: 1800342-04
Date Received: 20-Feb-18 09:04
Column: BEH C18

Analyte	Conc. (ng/L)	DL	LOD	LOQ	Qualifiers	Batch	Extracted	Samp Size	Analyzed	Dilution
PFBS	ND	1.81	5.04	8.09		B8B0132	21-Feb-18	0.124 L	24-Feb-18 16:25	1
PFHxA	ND	2.20	5.04	8.09		B8B0132	21-Feb-18	0.124 L	24-Feb-18 16:25	1
PFHpA	ND	0.597	5.04	8.09		B8B0132	21-Feb-18	0.124 L	24-Feb-18 16:25	1
PFHxS	ND	0.957	5.04	8.09		B8B0132	21-Feb-18	0.124 L	24-Feb-18 16:25	1
PFOA	5.04 ~~1.45~~ u	0.658	5.04	8.09	~~J-B~~	B8B0132	21-Feb-18	0.124 L	24-Feb-18 16:25	1
PFOS	ND	0.816	5.04	8.09		B8B0132	21-Feb-18	0.124 L	24-Feb-18 16:25	1
PFNA	ND	0.819	5.04	8.09		B8B0132	21-Feb-18	0.124 L	24-Feb-18 16:25	1
PFDA	ND	1.51	5.04	8.09		B8B0132	21-Feb-18	0.124 L	24-Feb-18 16:25	1
MeFOSAA	ND	1.67	5.04	8.09		B8B0132	21-Feb-18	0.124 L	24-Feb-18 16:25	1
PFUnA	ND	1.06	5.04	8.09		B8B0132	21-Feb-18	0.124 L	24-Feb-18 16:25	1
EtFOSAA	ND	1.38	5.04	8.09		B8B0132	21-Feb-18	0.124 L	24-Feb-18 16:25	1
PFDoA	ND	0.801	5.04	8.09		B8B0132	21-Feb-18	0.124 L	24-Feb-18 16:25	1
PFTrDA	ND	0.499	5.04	8.09		B8B0132	21-Feb-18	0.124 L	24-Feb-18 16:25	1
PFTeDA	ND	0.763	5.04	8.09		B8B0132	21-Feb-18	0.124 L	24-Feb-18 16:25	1

MBL

Labeled Standards	Type	% Recovery	Limits	Qualifiers	Batch	Extracted	Samp Size	Analyzed	Dilution
13C3-PFBS	IS	101	50 - 150		B8B0132	21-Feb-18	0.124 L	24-Feb-18 16:25	1
13C2-PFHxA	IS	96.7	50 - 150		B8B0132	21-Feb-18	0.124 L	24-Feb-18 16:25	1
13C4-PFHpA	IS	80.1	50 - 150		B8B0132	21-Feb-18	0.124 L	24-Feb-18 16:25	1
18O2-PFHxS	IS	78.8	50 - 150		B8B0132	21-Feb-18	0.124 L	24-Feb-18 16:25	1
13C2-PFOA	IS	89.2	50 - 150		B8B0132	21-Feb-18	0.124 L	24-Feb-18 16:25	1
13C8-PFOS	IS	82.6	50 - 150		B8B0132	21-Feb-18	0.124 L	24-Feb-18 16:25	1
13C5-PFNA	IS	76.0	50 - 150		B8B0132	21-Feb-18	0.124 L	24-Feb-18 16:25	1
13C2-PFDA	IS	67.4	50 - 150		B8B0132	21-Feb-18	0.124 L	24-Feb-18 16:25	1
d3-MeFOSAA	IS	87.6	50 - 150		B8B0132	21-Feb-18	0.124 L	24-Feb-18 16:25	1
13C2-PFUnA	IS	59.0	50 - 150		B8B0132	21-Feb-18	0.124 L	24-Feb-18 16:25	1
d5-EtFOSAA	IS	82.8	50 - 150		B8B0132	21-Feb-18	0.124 L	24-Feb-18 16:25	1
13C2-PFDoA	IS	58.6	50 - 150		B8B0132	21-Feb-18	0.124 L	24-Feb-18 16:25	1
13C2-PFTeDA	IS	86.4	50 - 150		B8B0132	21-Feb-18	0.124 L	24-Feb-18 16:25	1

DL - Detection Limit
LOD - Limit of Detection
LOQ - Limit of quantitation
LCL-UCL- Lower control limit - upper control limit
Results reported to the DL
When reported, PFHxS, PFOA and PFOS include both linear and branched isomers.
Only the linear isomer is reported for all other analytes.

mw 5/30/18

Vista 5 Analytical Laboratory

Sample ID: WI-AF-EB03-021318 — **Modified EPA Method 537**

Client Data

Name: CH2M Hill
Project: 695610.04.FI.FS
Matrix: Aqueous
Date Collected: 13-Feb-18 14:20

Laboratory Data

Lab Sample: 1800342-05
Date Received: 20-Feb-18 09:04
Column: BEH C18

Analyte	Conc. (ng/L)	DL	LOD	LOQ	Qualifiers	Batch	Extracted	Samp Size	Analyzed	Dilution
PFBS	ND	1.76	4.92	7.88		B8B0132	21-Feb-18	0.127 L	24-Feb-18 16:37	1
PFHxA	ND	2.15	4.92	7.88		B8B0132	21-Feb-18	0.127 L	24-Feb-18 16:37	1
PFHpA	ND	0.582	4.92	7.88		B8B0132	21-Feb-18	0.127 L	24-Feb-18 16:37	1
PFHxS	ND	0.932	4.92	7.88		B8B0132	21-Feb-18	0.127 L	24-Feb-18 16:37	1
PFOA	ND	0.641	4.92	7.88		B8B0132	21-Feb-18	0.127 L	24-Feb-18 16:37	1
PFOS	ND	0.795	4.92	7.88		B8B0132	21-Feb-18	0.127 L	24-Feb-18 16:37	1
PFNA	ND	0.798	4.92	7.88		B8B0132	21-Feb-18	0.127 L	24-Feb-18 16:37	1
PFDA	ND	1.47	4.92	7.88		B8B0132	21-Feb-18	0.127 L	24-Feb-18 16:37	1
MeFOSAA	ND	1.62	4.92	7.88		B8B0132	21-Feb-18	0.127 L	24-Feb-18 16:37	1
PFUnA	ND	1.03	4.92	7.88		B8B0132	21-Feb-18	0.127 L	24-Feb-18 16:37	1
EtFOSAA	ND	1.35	4.92	7.88		B8B0132	21-Feb-18	0.127 L	24-Feb-18 16:37	1
PFDoA	ND	0.780	4.92	7.88		B8B0132	21-Feb-18	0.127 L	24-Feb-18 16:37	1
PFTrDA	ND	0.486	4.92	7.88		B8B0132	21-Feb-18	0.127 L	24-Feb-18 16:37	1
PFTeDA	ND	0.743	4.92	7.88		B8B0132	21-Feb-18	0.127 L	24-Feb-18 16:37	1

Labeled Standards	Type	% Recovery	Limits	Qualifiers	Batch	Extracted	Samp Size	Analyzed	Dilution
13C3-PFBS	IS	121	50 - 150		B8B0132	21-Feb-18	0.127 L	24-Feb-18 16:37	1
13C2-PFHxA	IS	88.3	50 - 150		B8B0132	21-Feb-18	0.127 L	24-Feb-18 16:37	1
13C4-PFHpA	IS	76.9	50 - 150		B8B0132	21-Feb-18	0.127 L	24-Feb-18 16:37	1
18O2-PFHxS	IS	85.0	50 - 150		B8B0132	21-Feb-18	0.127 L	24-Feb-18 16:37	1
13C2-PFOA	IS	68.8	50 - 150		B8B0132	21-Feb-18	0.127 L	24-Feb-18 16:37	1
13C8-PFOS	IS	69.5	50 - 150		B8B0132	21-Feb-18	0.127 L	24-Feb-18 16:37	1
13C5-PFNA	IS	59.0	50 - 150		B8B0132	21-Feb-18	0.127 L	24-Feb-18 16:37	1
13C2-PFDA	IS	52.3	50 - 150		B8B0132	21-Feb-18	0.127 L	24-Feb-18 16:37	1
d3-MeFOSAA	IS	83.1	50 - 150		B8B0132	21-Feb-18	0.127 L	24-Feb-18 16:37	1
13C2-PFUnA	IS	67.7	50 - 150		B8B0132	21-Feb-18	0.127 L	24-Feb-18 16:37	1
d5-EtFOSAA	IS	70.9	50 - 150		B8B0132	21-Feb-18	0.127 L	24-Feb-18 16:37	1
13C2-PFDoA	IS	68.8	50 - 150		B8B0132	21-Feb-18	0.127 L	24-Feb-18 16:37	1
13C2-PFTeDA	IS	64.6	50 - 150		B8B0132	21-Feb-18	0.127 L	24-Feb-18 16:37	1

DL - Detection Limit
LOD - Limit of Detection
LOQ - Limit of quantitation
LCL-UCL- Lower control limit - upper control limit
Results reported to the DL
When reported, PFHxS, PFOA and PFOS include both linear and branched isomers
Only the linear isomer is reported for all other analytes

5/30/18

Vista Analytical Laboratory

Sample ID: WI-AF-EB04-021318

Modified EPA Method 537

Client Data

Name: CH2M Hill
Project: 695610.04.F1.FS
Matrix: Aqueous
Date Collected: 13-Feb-18 14:25

Laboratory Data

Lab Sample: 1800342-06
Date Received: 20-Feb-18 09:04
Column: BEH C18

Analyte	Conc. (ng/L)	DL	LOD	LOQ	Qualifiers	Batch	Extracted	Samp Size	Analyzed	Dilution
PFBS	ND	1.80	5.00	8.02		B8B0132	21-Feb-18	0.125 L	26-Feb-18 10:01	1
PFHxA	ND	2.19	5.00	8.02		B8B0132	21-Feb-18	0.125 L	26-Feb-18 10:01	1
PFHpA	ND	0.593	5.00	8.02		B8B0132	21-Feb-18	0.125 L	26-Feb-18 10:01	1
PFHxS	ND	0.950	5.00	8.02		B8B0132	21-Feb-18	0.125 L	26-Feb-18 10:01	1
PFOA	ND	0.653	5.00	8.02		B8B0132	21-Feb-18	0.125 L	26-Feb-18 10:01	1
PFOS	ND	0.809	5.00	8.02		B8B0132	21-Feb-18	0.125 L	26-Feb-18 10:01	1
PFNA	ND	0.812	5.00	8.02		B8B0132	21-Feb-18	0.125 L	26-Feb-18 10:01	1
PFDA	ND	1.49	5.00	8.02		B8B0132	21-Feb-18	0.125 L	26-Feb-18 10:01	1
MeFOSAA	ND	1.65	5.00	8.02		B8B0132	21-Feb-18	0.125 L	26-Feb-18 10:01	1
PFUnA	ND	1.05	5.00	8.02		B8B0132	21-Feb-18	0.125 L	26-Feb-18 10:01	1
EtFOSAA	ND	1.37	5.00	8.02		B8B0132	21-Feb-18	0.125 L	26-Feb-18 10:01	1
PFDoA	ND	0.794	5.00	8.02		B8B0132	21-Feb-18	0.125 L	26-Feb-18 10:01	1
PFTrDA	ND	0.495	5.00	8.02		B8B0132	21-Feb-18	0.125 L	26-Feb-18 10:01	1
PFTeDA	ND	0.757	5.00	8.02		B8B0132	21-Feb-18	0.125 L	26-Feb-18 10:01	1

Labeled Standards	Type	% Recovery	Limits	Qualifiers	Batch	Extracted	Samp Size	Analyzed	Dilution
13C3-PFBS	IS	104	50 - 150		B8B0132	21-Feb-18	0.125 L	26-Feb-18 10:01	1
13C2-PFHxA	IS	82.7	50 - 150		B8B0132	21-Feb-18	0.125 L	26-Feb-18 10:01	1
13C4-PFHpA	IS	88.7	50 - 150		B8B0132	21-Feb-18	0.125 L	26-Feb-18 10:01	1
18O2-PFHxS	IS	97.1	50 - 150		B8B0132	21-Feb-18	0.125 L	26-Feb-18 10:01	1
13C2-PFOA	IS	76.7	50 - 150		B8B0132	21-Feb-18	0.125 L	26-Feb-18 10:01	1
13C8-PFOS	IS	79.7	50 - 150		B8B0132	21-Feb-18	0.125 L	26-Feb-18 10:01	1
13C5-PFNA	IS	68.5	50 - 150		B8B0132	21-Feb-18	0.125 L	26-Feb-18 10:01	1
13C2-PFDA	IS	76.8	50 - 150		B8B0132	21-Feb-18	0.125 L	26-Feb-18 10:01	1
d3-MeFOSAA	IS	75.9	50 - 150		B8B0132	21-Feb-18	0.125 L	26-Feb-18 10:01	1
13C2-PFUnA	IS	60.4	50 - 150		B8B0132	21-Feb-18	0.125 L	26-Feb-18 10:01	1
d5-EtFOSAA	IS	78.6	50 - 150		B8B0132	21-Feb-18	0.125 L	26-Feb-18 10:01	1
13C2-PFDoA	IS	68.6	50 - 150		B8B0132	21-Feb-18	0.125 L	26-Feb-18 10:01	1
13C2-PFTeDA	IS	62.4	50 - 150		B8B0132	21-Feb-18	0.125 L	26-Feb-18 10:01	1

DL - Detection Limit
LOD - Limit of Detection
LOQ - Limit of quantitation
LCL-UCL- Lower control limit - upper control limit
Results reported to the DL
When reported, PFHxS, PFOA and PFOS include both linear and branched isomers.
Only the linear isomer is reported for all other analytes

Vista Analytical Laboratory

Sample ID: WI-AF-MW-N2-9-0218 **Modified EPA Method 537**

Client Data
Name: CH2M Hill
Project: 695610.04.FI.FS
Matrix: Aqueous
Date Collected: 15-Feb-18 13:05

Laboratory Data
Lab Sample: 1800342-07
Date Received: 20-Feb-18 09:04
Column: BEH C18

Analyte	Conc. (ng/L)	DL	LOD	LOQ	Qualifiers	Batch	Extracted	Samp Size	Analyzed	Dilution
PFBS	ND	1.88	5.25	8.42		B8B0132	21-Feb-18	0.119 L	24-Feb-18 17:34	1
PFHxA	ND	2.29	5.25	8.42		B8B0132	21-Feb-18	0.119 L	24-Feb-18 17:34	1
PFHpA	ND	0.622	5.25	8.42		B8B0132	21-Feb-18	0.119 L	24-Feb-18 17:34	1
PFHxS	ND	0.996	5.25	8.42		B8B0132	21-Feb-18	0.119 L	24-Feb-18 17:34	1
PFOA	ND	0.685	5.25	8.42		B8B0132	21-Feb-18	0.119 L	24-Feb-18 17:34	1
PFOS	ND	0.849	5.25	8.42		B8B0132	21-Feb-18	0.119 L	24-Feb-18 17:34	1
PFNA	ND	0.852	5.25	8.42		B8B0132	21-Feb-18	0.119 L	24-Feb-18 17:34	1
PFDA	ND	1.57	5.25	8.42		B8B0132	21-Feb-18	0.119 L	24-Feb-18 17:34	1
MeFOSAA	ND	1.74	5.25	8.42		B8B0132	21-Feb-18	0.119 L	24-Feb-18 17:34	1
PFUnA	ND	1.10	5.25	8.42		B8B0132	21-Feb-18	0.119 L	24-Feb-18 17:34	1
EtFOSAA	ND	1.44	5.25	8.42		B8B0132	21-Feb-18	0.119 L	24-Feb-18 17:34	1
PFDoA	ND	0.833	5.25	8.42		B8B0132	21-Feb-18	0.119 L	24-Feb-18 17:34	1
PFTrDA	ND	0.520	5.25	8.42		B8B0132	21-Feb-18	0.119 L	24-Feb-18 17:34	1
PFTeDA	ND	0.794	5.25	8.42		B8B0132	21-Feb-18	0.119 L	24-Feb-18 17:34	1

Labeled Standards	Type	% Recovery	Limits	Qualifiers	Batch	Extracted	Samp Size	Analyzed	Dilution
13C3-PFBS	IS	97.6	50 - 150		B8B0132	21-Feb-18	0.119 L	24-Feb-18 17:34	1
13C2-PFHxA	IS	81.5	50 - 150		B8B0132	21-Feb-18	0.119 L	24-Feb-18 17:34	1
13C4-PFHpA	IS	86.5	50 - 150		B8B0132	21-Feb-18	0.119 L	24-Feb-18 17:34	1
18O2-PFHxS	IS	77.0	50 - 150		B8B0132	21-Feb-18	0.119 L	24-Feb-18 17:34	1
13C2-PFOA	IS	78.2	50 - 150		B8B0132	21-Feb-18	0.119 L	24-Feb-18 17:34	1
13C8-PFOS	IS	68.9	50 - 150		B8B0132	21-Feb-18	0.119 L	24-Feb-18 17:34	1
13C5-PFNA	IS	66.7	50 - 150		B8B0132	21-Feb-18	0.119 L	24-Feb-18 17:34	1
13C2-PFDA	IS	98.4	50 - 150		B8B0132	21-Feb-18	0.119 L	24-Feb-18 17:34	1
d3-MeFOSAA	IS	107	50 - 150		B8B0132	21-Feb-18	0.119 L	24-Feb-18 17:34	1
13C2-PFUnA	IS	67.0	50 - 150		B8B0132	21-Feb-18	0.119 L	24-Feb-18 17:34	1
d5-EtFOSAA	IS	94.2	50 - 150		B8B0132	21-Feb-18	0.119 L	24-Feb-18 17:34	1
13C2-PFDoA	IS	68.6	50 - 150		B8B0132	21-Feb-18	0.119 L	24-Feb-18 17:34	1
13C2-PFTeDA	IS	68.2	50 - 150		B8B0132	21-Feb-18	0.119 L	24-Feb-18 17:34	1

DL - Detection Limit
LOD - Limit of Detection
LOQ - Limit of quantitation
LCL-UCL- Lower control limit - upper control limit
Results reported to the DL
When reported, PFHxS, PFOA and PFOS include both linear and branched isomers.
Only the linear isomer is reported for all other analytes

5/30/18

Sample ID: WI-AF-MW-N2-9P-0218 — **Modified EPA Method 537**

Client Data

Name: CH2M Hill
Project: 695610.04.FI.FS
Matrix: Aqueous
Date Collected: 15-Feb-18 13:10

Laboratory Data

Lab Sample: 1800342-08
Date Received: 20-Feb-18 09:04
Column: BEH C18

Analyte	Conc. (ng/L)	DL	LOD	LOQ	Qualifiers	Batch	Extracted	Samp Size	Analyzed	Dilution
PFBS	ND	1.88	5.25	8.41		B8B0132	21-Feb-18	0.119 L	24-Feb-18 17:46	1
PFHxA	ND	2.29	5.25	8.41		B8B0132	21-Feb-18	0.119 L	24-Feb-18 17:46	1
PFHpA	ND	0.621	5.25	8.41		B8B0132	21-Feb-18	0.119 L	24-Feb-18 17:46	1
PFHxS	ND	0.995	5.25	8.41		B8B0132	21-Feb-18	0.119 L	24-Feb-18 17:46	1
PFOA	5.25 ~~1.10~~ U	0.684	5.25	8.41	~~J,B~~	B8B0132	21-Feb-18	0.119 L	24-Feb-18 17:46	1
PFOS	ND	0.848	5.25	8.41		B8B0132	21-Feb-18	0.119 L	24-Feb-18 17:46	1
PFNA	ND	0.851	5.25	8.41		B8B0132	21-Feb-18	0.119 L	24-Feb-18 17:46	1
PFDA	ND	1.57	5.25	8.41		B8B0132	21-Feb-18	0.119 L	24-Feb-18 17:46	1
MeFOSAA	ND	1.73	5.25	8.41		B8B0132	21-Feb-18	0.119 L	24-Feb-18 17:46	1
PFUnA	ND	1.10	5.25	8.41		B8B0132	21-Feb-18	0.119 L	24-Feb-18 17:46	1
EtFOSAA	ND	1.44	5.25	8.41		B8B0132	21-Feb-18	0.119 L	24-Feb-18 17:46	1
PFDoA	ND	0.832	5.25	8.41		B8B0132	21-Feb-18	0.119 L	24-Feb-18 17:46	1
PFTrDA	ND	0.519	5.25	8.41		B8B0132	21-Feb-18	0.119 L	24-Feb-18 17:46	1
PFTeDA	ND	0.794	5.25	8.41		B8B0132	21-Feb-18	0.119 L	24-Feb-18 17:46	1

MBL

Labeled Standards	Type	% Recovery	Limits	Qualifiers	Batch	Extracted	Samp Size	Analyzed	Dilution
13C3-PFBS	IS	88.7	50 - 150		B8B0132	21-Feb-18	0.119 L	24-Feb-18 17:46	1
13C2-PFHxA	IS	84.6	50 - 150		B8B0132	21-Feb-18	0.119 L	24-Feb-18 17:46	1
13C4-PFHpA	IS	82.7	50 - 150		B8B0132	21-Feb-18	0.119 L	24-Feb-18 17:46	1
18O2-PFHxS	IS	81.3	50 - 150		B8B0132	21-Feb-18	0.119 L	24-Feb-18 17:46	1
13C2-PFOA	IS	85.6	50 - 150		B8B0132	21-Feb-18	0.119 L	24-Feb-18 17:46	1
13C8-PFOS	IS	90.7	50 - 150		B8B0132	21-Feb-18	0.119 L	24-Feb-18 17:46	1
13C5-PFNA	IS	89.8	50 - 150		B8B0132	21-Feb-18	0.119 L	24-Feb-18 17:46	1
13C2-PFDA	IS	65.6	50 - 150		B8B0132	21-Feb-18	0.119 L	24-Feb-18 17:46	1
d3-MeFOSAA	IS	75.2	50 - 150		B8B0132	21-Feb-18	0.119 L	24-Feb-18 17:46	1
13C2-PFUnA	IS	71.8	50 - 150		B8B0132	21-Feb-18	0.119 L	24-Feb-18 17:46	1
d5-EtFOSAA	IS	82.9	50 - 150		B8B0132	21-Feb-18	0.119 L	24-Feb-18 17:46	1
13C2-PFDoA	IS	68.5	50 - 150		B8B0132	21-Feb-18	0.119 L	24-Feb-18 17:46	1
13C2-PFTeDA	IS	63.5	50 - 150		B8B0132	21-Feb-18	0.119 L	24-Feb-18 17:46	1

DL - Detection Limit
LOD - Limit of Detection
LOQ - Limit of quantitation
LCL-UCL- Lower control limit - upper control limit
Results reported to the DL
When reported, PFHxS, PFOA and PFOS include both linear and branched isomers
Only the linear isomer is reported for all other analytes

NW 5/30/18

Vista Analytical Laboratory 9

Sample ID: WI-AF-FB01-021518 **Modified EPA Method 537**

Client Data

Name: CH2M Hill
Project: 695610.04.FI.FS
Matrix: Aqueous
Date Collected: 15-Feb-18 13:15

Laboratory Data

Lab Sample: 1800342-09
Date Received: 20-Feb-18 09:04
Column: BEH C18

Analyte	Conc. (ng/L)	DL	LOD	LOQ	Qualifiers	Batch	Extracted	Samp Size	Analyzed	Dilution
PFBS	ND	1.94	5.43	8.66		B8B0132	21-Feb-18	0.115 L	24-Feb-18 17:57	1
PFHxA	ND	2.36	5.43	8.66		B8B0132	21-Feb-18	0.115 L	24-Feb-18 17:57	1
PFHpA	ND	0.640	5.43	8.66		B8B0132	21-Feb-18	0.115 L	24-Feb-18 17:57	1
PFHxS	ND	1.03	5.43	8.66		B8B0132	21-Feb-18	0.115 L	24-Feb-18 17:57	1
PFOA	ND	0.705	5.43	8.66		B8B0132	21-Feb-18	0.115 L	24-Feb-18 17:57	1
PFOS	ND	0.874	5.43	8.66		B8B0132	21-Feb-18	0.115 L	24-Feb-18 17:57	1
PFNA	ND	0.877	5.43	8.66		B8B0132	21-Feb-18	0.115 L	24-Feb-18 17:57	1
PFDA	ND	1.61	5.43	8.66		B8B0132	21-Feb-18	0.115 L	24-Feb-18 17:57	1
MeFOSAA	ND	1.79	5.43	8.66		B8B0132	21-Feb-18	0.115 L	24-Feb-18 17:57	1
PFUnA	ND	1.14	5.43	8.66		B8B0132	21-Feb-18	0.115 L	24-Feb-18 17:57	1
EtFOSAA	ND	1.48	5.43	8.66		B8B0132	21-Feb-18	0.115 L	24-Feb-18 17:57	1
PFDoA	ND	0.857	5.43	8.66		B8B0132	21-Feb-18	0.115 L	24-Feb-18 17:57	1
PFTrDA	ND	0.535	5.43	8.66		B8B0132	21-Feb-18	0.115 L	24-Feb-18 17:57	1
PFTeDA	ND	0.817	5.43	8.66		B8B0132	21-Feb-18	0.115 L	24-Feb-18 17:57	1

Labeled Standards	Type	% Recovery	Limits	Qualifiers	Batch	Extracted	Samp Size	Analyzed	Dilution
13C3-PFBS	IS	109	50 - 150		B8B0132	21-Feb-18	0.115 L	24-Feb-18 17:57	1
13C2-PFHxA	IS	93.6	50 - 150		B8B0132	21-Feb-18	0.115 L	24-Feb-18 17:57	1
13C4-PFHpA	IS	90.4	50 - 150		B8B0132	21-Feb-18	0.115 L	24-Feb-18 17:57	1
18O2-PFHxS	IS	86.7	50 - 150		B8B0132	21-Feb-18	0.115 L	24-Feb-18 17:57	1
13C2-PFOA	IS	84.3	50 - 150		B8B0132	21-Feb-18	0.115 L	24-Feb-18 17:57	1
13C8-PFOS	IS	80.0	50 - 150		B8B0132	21-Feb-18	0.115 L	24-Feb-18 17:57	1
13C5-PFNA	IS	66.6	50 - 150		B8B0132	21-Feb-18	0.115 L	24-Feb-18 17:57	1
13C2-PFDA	IS	74.2	50 - 150		B8B0132	21-Feb-18	0.115 L	24-Feb-18 17:57	1
d3-MeFOSAA	IS	81.2	50 - 150		B8B0132	21-Feb-18	0.115 L	24-Feb-18 17:57	1
13C2-PFUnA	IS	63.7	50 - 150		B8B0132	21-Feb-18	0.115 L	24-Feb-18 17:57	1
d5-EtFOSAA	IS	82.0	50 - 150		B8B0132	21-Feb-18	0.115 L	24-Feb-18 17:57	1
13C2-PFDoA	IS	76.5	50 - 150		B8B0132	21-Feb-18	0.115 L	24-Feb-18 17:57	1
13C2-PFTeDA	IS	91.3	50 - 150		B8B0132	21-Feb-18	0.115 L	24-Feb-18 17:57	1

DL - Detection Limit
LOD - Limit of Detection
LOQ - Limit of quantitation
LCL-UCL- Lower control limit - upper control limit
Results reported to the DL
When reported, PFHxS, PFOA and PFOS include both linear and branched isomers
Only the linear isomer is reported for all other analytes

NW 5/30/18

Vista Analytical Laboratory 10

Sample ID: WI-AF-MW-N2-7S-0218

Modified EPA Method 537

Client Data

Name: CH2M Hill
Project: 695610.04.FI.FS
Matrix: Aqueous
Date Collected: 15-Feb-18 16:00

Laboratory Data

Lab Sample: 1800342-10
Date Received: 20-Feb-18 09:04
Column: BEH C18

Analyte	Conc. (ng/L)	DL	LOD	LOQ	Qualifiers	Batch	Extracted	Samp Size	Analyzed	Dilution
PFBS	182	1.80	5.04	8.06		B8B0132	21-Feb-18	0.124 L	24-Feb-18 18:09	1
PFHxA	172	2.20	5.04	8.06		B8B0132	21-Feb-18	0.124 L	24-Feb-18 18:09	1
PFHpA	38.4	0.596	5.04	8.06		B8B0132	21-Feb-18	0.124 L	24-Feb-18 18:09	1
PFHxS	1700	0.955	5.04	8.06		B8B0132	21-Feb-18	0.124 L	24-Feb-18 18:09	1
PFOA	117	0.656	5.04	8.06	P	B8B0132	21-Feb-18	0.124 L	24-Feb-18 18:09	1
PFOS	568	0.814	5.04	8.06		B8B0132	21-Feb-18	0.124 L	24-Feb-18 18:09	1
PFNA	1.69	0.817	5.04	8.06	J	B8B0132	21-Feb-18	0.124 L	24-Feb-18 18:09	1
PFDA	ND	1.50	5.04	8.06		B8B0132	21-Feb-18	0.124 L	24-Feb-18 18:09	1
MeFOSAA	ND	1.66	5.04	8.06		B8B0132	21-Feb-18	0.124 L	24-Feb-18 18:09	1
PFUnA	ND	1.06	5.04	8.06		B8B0132	21-Feb-18	0.124 L	24-Feb-18 18:09	1
EtFOSAA	ND	1.38	5.04	8.06		B8B0132	21-Feb-18	0.124 L	24-Feb-18 18:09	1
PFDoA	ND	0.798	5.04	8.06		B8B0132	21-Feb-18	0.124 L	24-Feb-18 18:09	1
PFTrDA	ND	0.498	5.04	8.06		B8B0132	21-Feb-18	0.124 L	24-Feb-18 18:09	1
PFTeDA	ND	0.761	5.04	8.06		B8B0132	21-Feb-18	0.124 L	24-Feb-18 18:09	1

Labeled Standards	Type	% Recovery	Limits	Qualifiers	Batch	Extracted	Samp Size	Analyzed	Dilution
13C3-PFBS	IS	93.8	50 - 150		B8B0132	21-Feb-18	0.124 L	24-Feb-18 18:09	1
13C2-PFHxA	IS	85.9	50 - 150		B8B0132	21-Feb-18	0.124 L	24-Feb-18 18:09	1
13C4-PFHpA	IS	87.7	50 - 150		B8B0132	21-Feb-18	0.124 L	24-Feb-18 18:09	1
18O2-PFHxS	IS	89.8	50 - 150		B8B0132	21-Feb-18	0.124 L	24-Feb-18 18:09	1
13C2-PFOA	IS	87.8	50 - 150		B8B0132	21-Feb-18	0.124 L	24-Feb-18 18:09	1
13C8-PFOS	IS	103	50 - 150		B8B0132	21-Feb-18	0.124 L	24-Feb-18 18:09	1
13C5-PFNA	IS	70.6	50 - 150		B8B0132	21-Feb-18	0.124 L	24-Feb-18 18:09	1
13C2-PFDA	IS	71.1	50 - 150		B8B0132	21-Feb-18	0.124 L	24-Feb-18 18:09	1
d3-MeFOSAA	IS	89.5	50 - 150		B8B0132	21-Feb-18	0.124 L	24-Feb-18 18:09	1
13C2-PFUnA	IS	75.9	50 - 150		B8B0132	21-Feb-18	0.124 L	24-Feb-18 18:09	1
d5-EtFOSAA	IS	90.3	50 - 150		B8B0132	21-Feb-18	0.124 L	24-Feb-18 18:09	1
13C2-PFDoA	IS	77.6	50 - 150		B8B0132	21-Feb-18	0.124 L	24-Feb-18 18:09	1
13C2-PFTeDA	IS	82.8	50 - 150		B8B0132	21-Feb-18	0.124 L	24-Feb-18 18:09	1

DL - Detection Limit
LOD - Limit of Detection
LOQ - Limit of quantitation
LCL-UCL- Lower control limit - upper control limit
Results reported to the DL
When reported, PFHxS, PFOA and PFOS include both linear and branched isomers
Only the linear isomer is reported for all other analytes

5/30/18

Vista Analytical Laboratory

Sample ID: WI-AF-MW-N2-3-0218 **Modified EPA Method 537**

Client Data

Name: CH2M Hill
Project: 695610.04.FI.FS
Matrix: Aqueous
Date Collected: 16-Feb-18 12:40

Laboratory Data

Lab Sample: 1800342-11
Date Received: 20-Feb-18 09:04
Column: BEH C18

Analyte	Conc. (ng/L)	DL	LOD	LOQ	Qualifiers	Batch	Extracted	Samp Size	Analyzed	Dilution
PFBS	ND	1.89	5.30	8.46		B8B0132	21-Feb-18	0.118 L	24-Feb-18 18:20	1
PFHxA	ND	2.31	5.30	8.46		B8B0132	21-Feb-18	0.118 L	24-Feb-18 18:20	1
PFHpA	ND	0.625	5.30	8.46		B8B0132	21-Feb-18	0.118 L	24-Feb-18 18:20	1
PFHxS	1.30	1.00	5.30	8.46	J	B8B0132	21-Feb-18	0.118 L	24-Feb-18 18:20	1
PFOA	5.30 ~~1.95~~ u	0.689	5.30	8.46	~~J B~~	B8B0132	21-Feb-18	0.118 L	24-Feb-18 18:20	1
PFOS	ND	0.854	5.30	8.46		B8B0132	21-Feb-18	0.118 L	24-Feb-18 18:20	1
PFNA	ND	0.857	5.30	8.46		B8B0132	21-Feb-18	0.118 L	24-Feb-18 18:20	1
PFDA	ND	1.58	5.30	8.46		B8B0132	21-Feb-18	0.118 L	24-Feb-18 18:20	1
MeFOSAA	ND	1.75	5.30	8.46		B8B0132	21-Feb-18	0.118 L	24-Feb-18 18:20	1
PFUnA	ND	1.11	5.30	8.46		B8B0132	21-Feb-18	0.118 L	24-Feb-18 18:20	1
EtFOSAA	ND	1.45	5.30	8.46		B8B0132	21-Feb-18	0.118 L	24-Feb-18 18:20	1
PFDoA	ND	0.838	5.30	8.46		B8B0132	21-Feb-18	0.118 L	24-Feb-18 18:20	1
PFTrDA	ND	0.523	5.30	8.46		B8B0132	21-Feb-18	0.118 L	24-Feb-18 18:20	1
PFTeDA	ND	0.799	5.30	8.46		B8B0132	21-Feb-18	0.118 L	24-Feb-18 18:20	1

MBL

Labeled Standards	Type	% Recovery	Limits	Qualifiers	Batch	Extracted	Samp Size	Analyzed	Dilution
13C3-PFBS	IS	108	50 - 150		B8B0132	21-Feb-18	0.118 L	24-Feb-18 18:20	1
13C2-PFHxA	IS	82.1	50 - 150		B8B0132	21-Feb-18	0.118 L	24-Feb-18 18:20	1
13C4-PFHpA	IS	79.2	50 - 150		B8B0132	21-Feb-18	0.118 L	24-Feb-18 18:20	1
18O2-PFHxS	IS	82.3	50 - 150		B8B0132	21-Feb-18	0.118 L	24-Feb-18 18:20	1
13C2-PFOA	IS	89.6	50 - 150		B8B0132	21-Feb-18	0.118 L	24-Feb-18 18:20	1
13C8-PFOS	IS	87.5	50 - 150		B8B0132	21-Feb-18	0.118 L	24-Feb-18 18:20	1
13C5-PFNA	IS	74.5	50 - 150		B8B0132	21-Feb-18	0.118 L	24-Feb-18 18:20	1
13C2-PFDA	IS	70.3	50 - 150		B8B0132	21-Feb-18	0.118 L	24-Feb-18 18:20	1
d3-MeFOSAA	IS	104	50 - 150		B8B0132	21-Feb-18	0.118 L	24-Feb-18 18:20	1
13C2-PFUnA	IS	79.1	50 - 150		B8B0132	21-Feb-18	0.118 L	24-Feb-18 18:20	1
d5-EtFOSAA	IS	105	50 - 150		B8B0132	21-Feb-18	0.118 L	24-Feb-18 18:20	1
13C2-PFDoA	IS	67.5	50 - 150		B8B0132	21-Feb-18	0.118 L	24-Feb-18 18:20	1
13C2-PFTeDA	IS	77.5	50 - 150		B8B0132	21-Feb-18	0.118 L	24-Feb-18 18:20	1

DL - Detection Limit
LOD - Limit of Detection
LOQ - Limit of quantitation
LCL-UCL- Lower control limit - upper control limit
Results reported to the DL
When reported, PFHxS, PFOA and PFOS include both linear and branched isomers.
Only the linear isomer is reported for all other analytes

5/30/18

Vista Analytical Laboratory 12

Sample ID: WI-AF-EB01-021618

Modified EPA Method 537

Client Data

Name: CH2M Hill
Project: 695610.04.FI.FS
Matrix: Aqueous
Date Collected: 16-Feb-18 14:55

Laboratory Data

Lab Sample: 1800342-12
Date Received: 20-Feb-18 09:04
Column: BEH C18

Analyte	Conc. (ng/L)	DL	LOD	LOQ	Qualifiers	Batch	Extracted	Samp Size	Analyzed	Dilution
PFBS	ND	1.88	5.25	8.41		B8B0132	21-Feb-18	0.119 L	24-Feb-18 18:31	1
PFHxA	ND	2.29	5.25	8.41		B8B0132	21-Feb-18	0.119 L	24-Feb-18 18:31	1
PFHpA	ND	0.622	5.25	8.41		B8B0132	21-Feb-18	0.119 L	24-Feb-18 18:31	1
PFHxS	ND	0.996	5.25	8.41		B8B0132	21-Feb-18	0.119 L	24-Feb-18 18:31	1
PFOA	ND	0.685	5.25	8.41		B8B0132	21-Feb-18	0.119 L	24-Feb-18 18:31	1
PFOS	ND	0.849	5.25	8.41		B8B0132	21-Feb-18	0.119 L	24-Feb-18 18:31	1
PFNA	ND	0.852	5.25	8.41		B8B0132	21-Feb-18	0.119 L	24-Feb-18 18:31	1
PFDA	ND	1.57	5.25	8.41		B8B0132	21-Feb-18	0.119 L	24-Feb-18 18:31	1
MeFOSAA	ND	1.74	5.25	8.41		B8B0132	21-Feb-18	0.119 L	24-Feb-18 18:31	1
PFUnA	~~ND~~ UJ	1.10	5.25	8.41		B8B0132	21-Feb-18	0.119 L	24-Feb-18 18:31	1
EtFOSAA	ND	1.44	5.25	8.41		B8B0132	21-Feb-18	0.119 L	24-Feb-18 18:31	1
PFDoA	ND	0.833	5.25	8.41		B8B0132	21-Feb-18	0.119 L	24-Feb-18 18:31	1
PFTrDA	ND	0.520	5.25	8.41		B8B0132	21-Feb-18	0.119 L	24-Feb-18 18:31	1
PFTeDA	ND	0.794	5.25	8.41		B8B0132	21-Feb-18	0.119 L	24-Feb-18 18:31	1

ISL

Labeled Standards	Type	% Recovery	Limits	Qualifiers	Batch	Extracted	Samp Size	Analyzed	Dilution
13C3-PFBS	IS	102	50 - 150		B8B0132	21-Feb-18	0.119 L	24-Feb-18 18:31	1
13C2-PFHxA	IS	84.9	50 - 150		B8B0132	21-Feb-18	0.119 L	24-Feb-18 18:31	1
13C4-PFHpA	IS	85.9	50 - 150		B8B0132	21-Feb-18	0.119 L	24-Feb-18 18:31	1
18O2-PFHxS	IS	80.1	50 - 150		B8B0132	21-Feb-18	0.119 L	24-Feb-18 18:31	1
13C2-PFOA	IS	75.1	50 - 150		B8B0132	21-Feb-18	0.119 L	24-Feb-18 18:31	1
13C8-PFOS	IS	99.9	50 - 150		B8B0132	21-Feb-18	0.119 L	24-Feb-18 18:31	1
13C5-PFNA	IS	64.7	50 - 150		B8B0132	21-Feb-18	0.119 L	24-Feb-18 18:31	1
13C2-PFDA	IS	75.4	50 - 150		B8B0132	21-Feb-18	0.119 L	24-Feb-18 18:31	1
d3-MeFOSAA	IS	77.6	50 - 150		B8B0132	21-Feb-18	0.119 L	24-Feb-18 18:31	1
13C2-PFUnA	IS	48.5	50 - 150	H	B8B0132	21-Feb-18	0.119 L	24-Feb-18 18:31	1
d5-EtFOSAA	IS	78.9	50 - 150		B8B0132	21-Feb-18	0.119 L	24-Feb-18 18:31	1
13C2-PFDoA	IS	57.3	50 - 150		B8B0132	21-Feb-18	0.119 L	24-Feb-18 18:31	1
13C2-PFTeDA	IS	55.0	50 - 150		B8B0132	21-Feb-18	0.119 L	24-Feb-18 18:31	1

DL - Detection Limit
LOD - Limit of Detection
LOQ - Limit of quantitation
LCL-UCL- Lower control limit - upper control limit
Results reported to the DL
When reported, PFHxS, PFOA and PFOS include both linear and branched isomers
Only the linear isomer is reported for all other analytes

nw 5/30/18

Vista Analytical Laboratory 13

Sample ID: WI-AF-MW-N2-8-0218 **Modified EPA Method 537**

Client Data
Name: CH2M Hill
Project: 695610.04.F1.FS
Matrix: Aqueous
Date Collected: 16-Feb-18 17:40

Laboratory Data
Lab Sample: 1800342-13
Date Received: 20-Feb-18 09:04
Column: BEH C18

Analyte	Conc. (ng/L)	DL	LOD	LOQ	Qualifiers	Batch	Extracted	Samp Size	Analyzed	Dilution
PFBS	ND	1.86	5.21	8.30		B8B0132	21-Feb-18	0.120 L	24-Feb-18 18:43	1
PFHxA	ND	2.26	5.21	8.30		B8B0132	21-Feb-18	0.120 L	24-Feb-18 18:43	1
PFHpA	ND	0.614	5.21	8.30		B8B0132	21-Feb-18	0.120 L	24-Feb-18 18:43	1
PFHxS	ND	0.983	5.21	8.30		B8B0132	21-Feb-18	0.120 L	24-Feb-18 18:43	1
PFOA	ND	0.676	5.21	8.30		B8B0132	21-Feb-18	0.120 L	24-Feb-18 18:43	1
PFOS	ND	0.838	5.21	8.30		B8B0132	21-Feb-18	0.120 L	24-Feb-18 18:43	1
PFNA	ND	0.841	5.21	8.30		B8B0132	21-Feb-18	0.120 L	24-Feb-18 18:43	1
PFDA	ND	1.55	5.21	8.30		B8B0132	21-Feb-18	0.120 L	24-Feb-18 18:43	1
MeFOSAA	ND	1.71	5.21	8.30		B8B0132	21-Feb-18	0.120 L	24-Feb-18 18:43	1
PFUnA	ND	1.09	5.21	8.30		B8B0132	21-Feb-18	0.120 L	24-Feb-18 18:43	1
EtFOSAA	ND	1.42	5.21	8.30		B8B0132	21-Feb-18	0.120 L	24-Feb-18 18:43	1
PFDoA	~~ND~~ UJ	0.822	5.21	8.30		B8B0132	21-Feb-18	0.120 L	24-Feb-18 18:43	1
PFTrDA	ND	0.513	5.21	8.30		B8B0132	21-Feb-18	0.120 L	24-Feb-18 18:43	1
PFTeDA	ND	0.784	5.21	8.30		B8B0132	21-Feb-18	0.120 L	24-Feb-18 18:43	1

ISL

Labeled Standards	Type	% Recovery	Limits	Qualifiers	Batch	Extracted	Samp Size	Analyzed	Dilution
13C3-PFBS	IS	97.6	50 - 150		B8B0132	21-Feb-18	0.120 L	24-Feb-18 18:43	1
13C2-PFHxA	IS	87.2	50 - 150		B8B0132	21-Feb-18	0.120 L	24-Feb-18 18:43	1
13C4-PFHpA	IS	92.0	50 - 150		B8B0132	21-Feb-18	0.120 L	24-Feb-18 18:43	1
18O2-PFHxS	IS	83.1	50 - 150		B8B0132	21-Feb-18	0.120 L	24-Feb-18 18:43	1
13C2-PFOA	IS	65.3	50 - 150		B8B0132	21-Feb-18	0.120 L	24-Feb-18 18:43	1
13C8-PFOS	IS	98.4	50 - 150		B8B0132	21-Feb-18	0.120 L	24-Feb-18 18:43	1
13C5-PFNA	IS	69.3	50 - 150		B8B0132	21-Feb-18	0.120 L	24-Feb-18 18:43	1
13C2-PFDA	IS	79.3	50 - 150		B8B0132	21-Feb-18	0.120 L	24-Feb-18 18:43	1
d3-MeFOSAA	IS	70.4	50 - 150		B8B0132	21-Feb-18	0.120 L	24-Feb-18 18:43	1
13C2-PFUnA	IS	70.1	50 - 150		B8B0132	21-Feb-18	0.120 L	24-Feb-18 18:43	1
d5-EtFOSAA	IS	79.0	50 - 150		B8B0132	21-Feb-18	0.120 L	24-Feb-18 18:43	1
13C2-PFDoA	IS	44.5	50 - 150	H	B8B0132	21-Feb-18	0.120 L	24-Feb-18 18:43	1
13C2-PFTeDA	IS	61.8	50 - 150		B8B0132	21-Feb-18	0.120 L	24-Feb-18 18:43	1

DL - Detection Limit
LOD - Limit of Detection
LOQ - Limit of quantitation
LCL-UCL- Lower control limit - upper control limit
Results reported to the DL
When reported, PFHxS, PFOA and PFOS include both linear and branched isomers.
Only the linear isomer is reported for all other analytes

MW 5/30/18

Vista Analytical Laboratory 14

Sample ID: WI-AF-MW-201-0218

Modified EPA Method 537

Client Data

Name: CH2M Hill
Project: 695610.04.FI.FS
Matrix: Aqueous
Date Collected: 17-Feb-18 14:50

Laboratory Data

Lab Sample: 1800342-14
Date Received: 20-Feb-18 09:04
Column: BEH C18

Analyte	Conc. (ng/L)	DL	LOD	LOQ	Qualifiers	Batch	Extracted	Samp Size	Analyzed	Dilution
PFBS	2090	1.88	5.25	8.40		B8B0132	21-Feb-18	0.119 L	24-Feb-18 18:54	1
PFHxA	8670	22.9	52.5	84.0	D	B8B0132	21-Feb-18	0.119 L	28-Feb-18 23:25	10
PFHpA	2400	0.620	5.25	8.40		B8B0132	21-Feb-18	0.119 L	24-Feb-18 18:54	1
PFHxS	17000	9.94	52.5	84.0	D	B8B0132	21-Feb-18	0.119 L	28-Feb-18 23:25	10
PFOA	3010	0.683	5.25	8.40	B	B8B0132	21-Feb-18	0.119 L	24-Feb-18 18:54	1
PFOS	23500	8.47	52.5	84.0	D	B8B0132	21-Feb-18	0.119 L	28-Feb-18 23:25	10
PFNA	69.0	0.850	5.25	8.40		B8B0132	21-Feb-18	0.119 L	24-Feb-18 18:54	1
PFDA	4.41	1.56	5.25	8.40	J	B8B0132	21-Feb-18	0.119 L	24-Feb-18 18:54	1
MeFOSAA	ND	1.73	5.25	8.40		B8B0132	21-Feb-18	0.119 L	24-Feb-18 18:54	1
PFUnA	ND	1.10	5.25	8.40		B8B0132	21-Feb-18	0.119 L	24-Feb-18 18:54	1
EtFOSAA	ND	1.44	5.25	8.40		B8B0132	21-Feb-18	0.119 L	24-Feb-18 18:54	1
PFDoA	ND UJ	0.831	5.25	8.40		B8B0132	21-Feb-18	0.119 L	24-Feb-18 18:54	1
PFTrDA	ND	0.518	5.25	8.40		B8B0132	21-Feb-18	0.119 L	24-Feb-18 18:54	1
PFTeDA	ND	0.792	5.25	8.40		B8B0132	21-Feb-18	0.119 L	24-Feb-18 18:54	1

ISL

Labeled Standards	Type	% Recovery	Limits	Qualifiers	Batch	Extracted	Samp Size	Analyzed	Dilution
13C3-PFBS	IS	122	50 - 150		B8B0132	21-Feb-18	0.119 L	24-Feb-18 18:54	1
13C2-PFHxA	IS	98.5	50 - 150	D	B8B0132	21-Feb-18	0.119 L	28-Feb-18 23:25	10
13C4-PFHpA	IS	92.4	50 - 150		B8B0132	21-Feb-18	0.119 L	24-Feb-18 18:54	1
18O2-PFHxS	IS	142	50 - 150	D	B8B0132	21-Feb-18	0.119 L	28-Feb-18 23:25	10
13C2-PFOA	IS	80.7	50 - 150		B8B0132	21-Feb-18	0.119 L	24-Feb-18 18:54	1
13C8-PFOS	IS	82.6	50 - 150	D	B8B0132	21-Feb-18	0.119 L	28-Feb-18 23:25	10
13C5-PFNA	IS	71.1	50 - 150		B8B0132	21-Feb-18	0.119 L	24-Feb-18 18:54	1
13C2-PFDA	IS	71.7	50 - 150		B8B0132	21-Feb-18	0.119 L	24-Feb-18 18:54	1
d3-MeFOSAA	IS	62.6	50 - 150		B8B0132	21-Feb-18	0.119 L	24-Feb-18 18:54	1
13C2-PFUnA	IS	55.4	50 - 150		B8B0132	21-Feb-18	0.119 L	24-Feb-18 18:54	1
d5-EtFOSAA	IS	69.3	50 - 150		B8B0132	21-Feb-18	0.119 L	24-Feb-18 18:54	1
13C2-PFDoA	IS	49.1	50 - 150	H	B8B0132	21-Feb-18	0.119 L	24-Feb-18 18:54	1
13C2-PFTeDA	IS	54.4	50 - 150		B8B0132	21-Feb-18	0.119 L	24-Feb-18 18:54	1

DL - Detection Limit
LOD - Limit of Detection
LOQ - Limit of quantitation
LCL-UCL- Lower control limit - upper control limit
Results reported to the DL
When reported, PFHxS, PFOA and PFOS include both linear and branched isomers.
Only the linear isomer is reported for all other analytes

MW 5/30/18

Vista Analytical Laboratory 15

Sample ID: WI-AF-FB01-021718 **Modified EPA Method 537**

Client Data
Name: CH2M Hill
Project: 695610.04.FI.FS
Matrix: Aqueous
Date Collected: 17-Feb-18 14:55

Laboratory Data
Lab Sample: 1800342-15
Date Received: 20-Feb-18 09:04
Column: BEH C18

Analyte	Conc. (ng/L)	DL	LOD	LOQ	Qualifiers	Batch	Extracted	Samp Size	Analyzed	Dilution
PFBS	ND	2.01	5.63	8.97		B8B0132	21-Feb-18	0.111 L	07-Mar-18 19:27	1
PFHxA	ND	2.45	5.63	8.97		B8B0132	21-Feb-18	0.111 L	07-Mar-18 19:27	1
PFHpA	ND	0.663	5.63	8.97		B8B0132	21-Feb-18	0.111 L	07-Mar-18 19:27	1
PFHxS	ND	1.06	5.63	8.97		B8B0132	21-Feb-18	0.111 L	07-Mar-18 19:27	1
PFOA	ND	0.730	5.63	8.97		B8B0132	21-Feb-18	0.111 L	07-Mar-18 19:27	1
PFOS	2.23	0.905	5.63	8.97	J	B8B0132	21-Feb-18	0.111 L	07-Mar-18 19:27	1
PFNA	ND	0.908	5.63	8.97		B8B0132	21-Feb-18	0.111 L	07-Mar-18 19:27	1
PFDA	ND	1.67	5.63	8.97		B8B0132	21-Feb-18	0.111 L	07-Mar-18 19:27	1
MeFOSAA	ND	1.85	5.63	8.97		B8B0132	21-Feb-18	0.111 L	07-Mar-18 19:27	1
PFUnA	ND	1.18	5.63	8.97		B8B0132	21-Feb-18	0.111 L	07-Mar-18 19:27	1
EtFOSAA	ND	1.54	5.63	8.97		B8B0132	21-Feb-18	0.111 L	07-Mar-18 19:27	1
PFDoA	ND	0.888	5.63	8.97		B8B0132	21-Feb-18	0.111 L	07-Mar-18 19:27	1
PFTrDA	ND	0.554	5.63	8.97		B8B0132	21-Feb-18	0.111 L	07-Mar-18 19:27	1
PFTeDA	ND	0.847	5.63	8.97		B8B0132	21-Feb-18	0.111 L	07-Mar-18 19:27	1

Labeled Standards	Type	% Recovery	Limits	Qualifiers	Batch	Extracted	Samp Size	Analyzed	Dilution
13C3-PFBS	IS	114	50 - 150		B8B0132	21-Feb-18	0.111 L	07-Mar-18 19:27	1
13C2-PFHxA	IS	93.3	50 - 150		B8B0132	21-Feb-18	0.111 L	07-Mar-18 19:27	1
13C4-PFHpA	IS	89.8	50 - 150		B8B0132	21-Feb-18	0.111 L	07-Mar-18 19:27	1
18O2-PFHxS	IS	89.5	50 - 150		B8B0132	21-Feb-18	0.111 L	07-Mar-18 19:27	1
13C2-PFOA	IS	88.1	50 - 150		B8B0132	21-Feb-18	0.111 L	07-Mar-18 19:27	1
13C8-PFOS	IS	105	50 - 150		B8B0132	21-Feb-18	0.111 L	07-Mar-18 19:27	1
13C5-PFNA	IS	85.5	50 - 150		B8B0132	21-Feb-18	0.111 L	07-Mar-18 19:27	1
13C2-PFDA	IS	75.7	50 - 150		B8B0132	21-Feb-18	0.111 L	07-Mar-18 19:27	1
d3-MeFOSAA	IS	53.1	50 - 150		B8B0132	21-Feb-18	0.111 L	07-Mar-18 19:27	1
13C2-PFUnA	IS	62.9	50 - 150		B8B0132	21-Feb-18	0.111 L	07-Mar-18 19:27	1
d5-EtFOSAA	IS	66.9	50 - 150		B8B0132	21-Feb-18	0.111 L	07-Mar-18 19:27	1
13C2-PFDoA	IS	72.7	50 - 150		B8B0132	21-Feb-18	0.111 L	07-Mar-18 19:27	1
13C2-PFTeDA	IS	62.5	50 - 150		B8B0132	21-Feb-18	0.111 L	07-Mar-18 19:27	1

DL - Detection Limit
LOD - Limit of Detection
LOQ - Limit of quantitation
LCL-UCL- Lower control limit - upper control limit
Results reported to the DL
When reported, PFHxS, PFOA and PFOS include both linear and branched isomers.
Only the linear isomer is reported for all other analytes.

5/30 1.8

Vista Analytical Laboratory 16

Sample ID: WI-AF-4-MW-3-0218 **Modified EPA Method 537**

Client Data

Name: CH2M Hill
Project: 695610.04.FI.FS
Matrix: Aqueous
Date Collected: 17-Feb-18 13:35

Laboratory Data

Lab Sample: 1800342-16
Date Received: 20-Feb-18 09:04
Column: BEH C18

Analyte	Conc. (ng/L)	DL	LOD	LOQ	Qualifiers	Batch	Extracted	Samp Size	Analyzed	Dilution	
PFBS	ND	2.02	5.63	9.04		B8B0132	21-Feb-18	0.111 L	24-Feb-18 19:17	1	
PFHxA	ND	2.46	5.63	9.04		B8B0132	21-Feb-18	0.111 L	24-Feb-18 19:17	1	
PFHpA	ND	0.667	5.63	9.04		B8B0132	21-Feb-18	0.111 L	24-Feb-18 19:17	1	
PFHxS	ND	1.07	5.63	9.04		B8B0132	21-Feb-18	0.111 L	24-Feb-18 19:17	1	
PFOA	5.63 ~~0.903~~ U	0.735	5.63	9.04	~~J, B~~	B8B0132	21-Feb-18	0.111 L	24-Feb-18 19:17	1	MBL
PFOS	ND	0.911	5.63	9.04		B8B0132	21-Feb-18	0.111 L	24-Feb-18 19:17	1	
PFNA	ND	0.915	5.63	9.04		B8B0132	21-Feb-18	0.111 L	24-Feb-18 19:17	1	
PFDA	ND	1.68	5.63	9.04		B8B0132	21-Feb-18	0.111 L	24-Feb-18 19:17	1	
MeFOSAA	ND	1.86	5.63	9.04		B8B0132	21-Feb-18	0.111 L	24-Feb-18 19:17	1	
PFUnA	ND	1.19	5.63	9.04		B8B0132	21-Feb-18	0.111 L	24-Feb-18 19:17	1	
EtFOSAA	ND	1.55	5.63	9.04		B8B0132	21-Feb-18	0.111 L	24-Feb-18 19:17	1	
PFDoA	~~ND~~ UJ	0.894	5.63	9.04		B8B0132	21-Feb-18	0.111 L	24-Feb-18 19:17	1	ISL
PFTrDA	ND	0.558	5.63	9.04		B8B0132	21-Feb-18	0.111 L	24-Feb-18 19:17	1	
PFTeDA	~~ND~~ UJ	0.853	5.63	9.04		B8B0132	21-Feb-18	0.111 L	24-Feb-18 19:17	1	ISL

Labeled Standards	Type	% Recovery	Limits	Qualifiers	Batch	Extracted	Samp Size	Analyzed	Dilution
13C3-PFBS	IS	94.0	50 - 150		B8B0132	21-Feb-18	0.111 L	24-Feb-18 19:17	1
13C2-PFHxA	IS	88.6	50 - 150		B8B0132	21-Feb-18	0.111 L	24-Feb-18 19:17	1
13C4-PFHpA	IS	78.0	50 - 150		B8B0132	21-Feb-18	0.111 L	24-Feb-18 19:17	1
18O2-PFHxS	IS	100	50 - 150		B8B0132	21-Feb-18	0.111 L	24-Feb-18 19:17	1
13C2-PFOA	IS	91.4	50 - 150		B8B0132	21-Feb-18	0.111 L	24-Feb-18 19:17	1
13C8-PFOS	IS	78.3	50 - 150		B8B0132	21-Feb-18	0.111 L	24-Feb-18 19:17	1
13C5-PFNA	IS	94.6	50 - 150		B8B0132	21-Feb-18	0.111 L	24-Feb-18 19:17	1
13C2-PFDA	IS	74.1	50 - 150		B8B0132	21-Feb-18	0.111 L	24-Feb-18 19:17	1
d3-MeFOSAA	IS	66.9	50 - 150		B8B0132	21-Feb-18	0.111 L	24-Feb-18 19:17	1
13C2-PFUnA	IS	61.2	50 - 150		B8B0132	21-Feb-18	0.111 L	24-Feb-18 19:17	1
d5-EtFOSAA	IS	75.2	50 - 150		B8B0132	21-Feb-18	0.111 L	24-Feb-18 19:17	1
13C2-PFDoA	IS	49.8	50 - 150	H	B8B0132	21-Feb-18	0.111 L	24-Feb-18 19:17	1
13C2-PFTeDA	IS	46.6	50 - 150	H	B8B0132	21-Feb-18	0.111 L	24-Feb-18 19:17	1

DL - Detection Limit
LOD - Limit of Detection
LOQ - Limit of quantitation
LCL-UCL- Lower control limit - upper control limit
Results reported to the DL
When reported, PFHxS, PFOA and PFOS include both linear and branched isomers
Only the linear isomer is reported for all other analytes

MS 1/30/18

Vista Analytical Laboratory 17

Sample ID: WI-AF-EB01-021718 **Modified EPA Method 537**

Client Data

Name: CH2M Hill
Project: 695610.04.FI.FS
Matrix: Aqueous
Date Collected: 17-Feb-18 16:45

Laboratory Data

Lab Sample: 1800342-17
Date Received: 20-Feb-18 09:04
Column: BEH C18

Analyte	Conc. (ng/L)	DL	LOD	LOQ	Qualifiers	Batch	Extracted	Samp Size	Analyzed	Dilution	
PFBS	ND	1.78	4.96	7.95		B8B0132	21-Feb-18	0.126 L	24-Feb-18 19:29	1	
PFHxA	ND	2.17	4.96	7.95		B8B0132	21-Feb-18	0.126 L	24-Feb-18 19:29	1	
PFHpA	ND	0.587	4.96	7.95		B8B0132	21-Feb-18	0.126 L	24-Feb-18 19:29	1	
PFHxS	ND	0.941	4.96	7.95		B8B0132	21-Feb-18	0.126 L	24-Feb-18 19:29	1	
PFOA	4.96 ~~0.814~~	0.647	4.96	7.95	~~J, B~~	B8B0132	21-Feb-18	0.126 L	24-Feb-18 19:29	1	MBL
PFOS	1.95	0.802	4.96	7.95	J	B8B0132	21-Feb-18	0.126 L	24-Feb-18 19:29	1	
PFNA	ND	0.805	4.96	7.95		B8B0132	21-Feb-18	0.126 L	24-Feb-18 19:29	1	
PFDA	ND	1.48	4.96	7.95		B8B0132	21-Feb-18	0.126 L	24-Feb-18 19:29	1	
MeFOSAA	ND	1.64	4.96	7.95		B8B0132	21-Feb-18	0.126 L	24-Feb-18 19:29	1	
PFUnA	ND	1.04	4.96	7.95		B8B0132	21-Feb-18	0.126 L	24-Feb-18 19:29	1	
EtFOSAA	ND	1.36	4.96	7.95		B8B0132	21-Feb-18	0.126 L	24-Feb-18 19:29	1	
PFDoA	ND	0.787	4.96	7.95		B8B0132	21-Feb-18	0.126 L	24-Feb-18 19:29	1	
PFTrDA	ND	0.491	4.96	7.95		B8B0132	21-Feb-18	0.126 L	24-Feb-18 19:29	1	
PFTeDA	~~ND~~ UJ	0.750	4.96	7.95		B8B0132	21-Feb-18	0.126 L	24-Feb-18 19:29	1	ISL

Labeled Standards	Type	% Recovery	Limits	Qualifiers	Batch	Extracted	Samp Size	Analyzed	Dilution
13C3-PFBS	IS	99.6	50 - 150		B8B0132	21-Feb-18	0.126 L	24-Feb-18 19:29	1
13C2-PFHxA	IS	75.9	50 - 150		B8B0132	21-Feb-18	0.126 L	24-Feb-18 19:29	1
13C4-PFHpA	IS	83.5	50 - 150		B8B0132	21-Feb-18	0.126 L	24-Feb-18 19:29	1
18O2-PFHxS	IS	105	50 - 150		B8B0132	21-Feb-18	0.126 L	24-Feb-18 19:29	1
13C2-PFOA	IS	81.6	50 - 150		B8B0132	21-Feb-18	0.126 L	24-Feb-18 19:29	1
13C8-PFOS	IS	81.4	50 - 150		B8B0132	21-Feb-18	0.126 L	24-Feb-18 19:29	1
13C5-PFNA	IS	71.1	50 - 150		B8B0132	21-Feb-18	0.126 L	24-Feb-18 19:29	1
13C2-PFDA	IS	62.9	50 - 150		B8B0132	21-Feb-18	0.126 L	24-Feb-18 19:29	1
d3-MeFOSAA	IS	77.7	50 - 150		B8B0132	21-Feb-18	0.126 L	24-Feb-18 19:29	1
13C2-PFUnA	IS	67.9	50 - 150		B8B0132	21-Feb-18	0.126 L	24-Feb-18 19:29	1
d5-EtFOSAA	IS	85.7	50 - 150		B8B0132	21-Feb-18	0.126 L	24-Feb-18 19:29	1
13C2-PFDoA	IS	52.9	50 - 150		B8B0132	21-Feb-18	0.126 L	24-Feb-18 19:29	1
13C2-PFTeDA	IS	46.0	50 - 150	H	B8B0132	21-Feb-18	0.126 L	24-Feb-18 19:29	1

DL - Detection Limit
LOD - Limit of Detection
LOQ - Limit of quantitation
LCL-UCL- Lower control limit - upper control limit
Results reported to the DL
When reported, PFHxS, PFOA and PFOS include both linear and branched isomers.
Only the linear isomer is reported for all other analytes

NW 5/30/18

Vista Analytical Laboratory 18

Sample ID: WI-AF-N2-6C-0218 **Modified EPA Method 537**

Client Data

Name: CH2M Hill
Project: 695610.04.FI.FS
Matrix: Aqueous
Date Collected: 18-Feb-18 11:40

Laboratory Data

Lab Sample: 1800342-18
Date Received: 20-Feb-18 09:04
Column: BEH C18

Analyte	Conc. (ng/L)	DL	LOD	LOQ	Qualifiers	Batch	Extracted	Samp Size	Analyzed	Dilution
PFBS	98.7	1.92	5.39	8.60		B8B0132	21-Feb-18	0.116 L	24-Feb-18 19:40	1
PFHxA	762	2.34	5.39	8.60		B8B0132	21-Feb-18	0.116 L	24-Feb-18 19:40	1
PFHpA	726	0.636	5.39	8.60		B8B0132	21-Feb-18	0.116 L	24-Feb-18 19:40	1
PFHxS	2570	1.02	5.39	8.60		B8B0132	21-Feb-18	0.116 L	24-Feb-18 19:40	1
PFOA	671	0.700	5.39	8.60	Ø	B8B0132	21-Feb-18	0.116 L	24-Feb-18 19:40	1
PFOS	9450	4.34	26.9	43.0	Ø	B8B0132	21-Feb-18	0.116 L	28-Feb-18 23:36	5
PFNA	139	0.871	5.39	8.60		B8B0132	21-Feb-18	0.116 L	24-Feb-18 19:40	1
PFDA	27.7	1.60	5.39	8.60		B8B0132	21-Feb-18	0.116 L	24-Feb-18 19:40	1
MeFOSAA	ND	1.77	5.39	8.60		B8B0132	21-Feb-18	0.116 L	24-Feb-18 19:40	1
PFUnA	ND	1.13	5.39	8.60		B8B0132	21-Feb-18	0.116 L	24-Feb-18 19:40	1
EtFOSAA	ND	1.47	5.39	8.60		B8B0132	21-Feb-18	0.116 L	24-Feb-18 19:40	1
PFDoA	ND	0.852	5.39	8.60		B8B0132	21-Feb-18	0.116 L	24-Feb-18 19:40	1
PFTrDA	ND	0.531	5.39	8.60		B8B0132	21-Feb-18	0.116 L	24-Feb-18 19:40	1
PFTeDA	ND	0.812	5.39	8.60		B8B0132	21-Feb-18	0.116 L	24-Feb-18 19:40	1

Labeled Standards	Type	% Recovery	Limits	Qualifiers	Batch	Extracted	Samp Size	Analyzed	Dilution
13C3-PFBS	IS	109	50 - 150		B8B0132	21-Feb-18	0.116 L	24-Feb-18 19:40	1
13C2-PFHxA	IS	83.3	50 - 150		B8B0132	21-Feb-18	0.116 L	24-Feb-18 19:40	1
13C4-PFHpA	IS	88.7	50 - 150		B8B0132	21-Feb-18	0.116 L	24-Feb-18 19:40	1
18O2-PFHxS	IS	78.8	50 - 150		B8B0132	21-Feb-18	0.116 L	24-Feb-18 19:40	1
13C2-PFOA	IS	75.8	50 - 150		B8B0132	21-Feb-18	0.116 L	24-Feb-18 19:40	1
13C8-PFOS	IS	82.9	50 - 150	Ø	B8B0132	21-Feb-18	0.116 L	28-Feb-18 23:36	5
13C5-PFNA	IS	61.8	50 - 150		B8B0132	21-Feb-18	0.116 L	24-Feb-18 19:40	1
13C2-PFDA	IS	63.9	50 - 150		B8B0132	21-Feb-18	0.116 L	24-Feb-18 19:40	1
d3-MeFOSAA	IS	90.6	50 - 150		B8B0132	21-Feb-18	0.116 L	24-Feb-18 19:40	1
13C2-PFUnA	IS	59.8	50 - 150		B8B0132	21-Feb-18	0.116 L	24-Feb-18 19:40	1
d5-EtFOSAA	IS	92.4	50 - 150		B8B0132	21-Feb-18	0.116 L	24-Feb-18 19:40	1
13C2-PFDoA	IS	63.2	50 - 150		B8B0132	21-Feb-18	0.116 L	24-Feb-18 19:40	1
13C2-PFTeDA	IS	58.3	50 - 150		B8B0132	21-Feb-18	0.116 L	24-Feb-18 19:40	1

DL - Detection Limit
LOD - Limit of Detection
LOQ - Limit of quantitation
LCL-UCL- Lower control limit - upper control limit
Results reported to the DL
When reported, PFHxS, PFOA and PFOS include both linear and branched isomers.
Only the linear isomer is reported for all other analytes.

ms 5/30/18

Vista Analytical Laboratory 19

Sample ID: WI-AF-FB01-021818 **Modified EPA Method 537**

Client Data

Name: CH2M Hill
Project: 695610.04.FI.FS
Matrix: Aqueous
Date Collected: 18-Feb-18 11:45

Laboratory Data

Lab Sample: 1800342-19
Date Received: 20-Feb-18 09:04
Column: BEH C18

Analyte	Conc. (ng/L)	DL	LOD	LOQ	Qualifiers	Batch	Extracted	Samp Size	Analyzed	Dilution
PFBS	ND	1.97	5.48	8.78		B8B0132	21-Feb-18	0.114 L	24-Feb-18 19:52	1
PFHxA	ND	2.39	5.48	8.78		B8B0132	21-Feb-18	0.114 L	24-Feb-18 19:52	1
PFHpA	ND	0.649	5.48	8.78		B8B0132	21-Feb-18	0.114 L	24-Feb-18 19:52	1
PFHxS	ND	1.04	5.48	8.78		B8B0132	21-Feb-18	0.114 L	24-Feb-18 19:52	1
PFOA	5.48 ~~1.01~~ U	0.715	5.48	8.78	~~J B~~	B8B0132	21-Feb-18	0.114 L	24-Feb-18 19:52	1
PFOS	ND	0.886	5.48	8.78		B8B0132	21-Feb-18	0.114 L	24-Feb-18 19:52	1
PFNA	ND	0.889	5.48	8.78		B8B0132	21-Feb-18	0.114 L	24-Feb-18 19:52	1
PFDA	ND	1.64	5.48	8.78		B8B0132	21-Feb-18	0.114 L	24-Feb-18 19:52	1
MeFOSAA	ND	1.81	5.48	8.78		B8B0132	21-Feb-18	0.114 L	24-Feb-18 19:52	1
PFUnA	ND	1.15	5.48	8.78		B8B0132	21-Feb-18	0.114 L	24-Feb-18 19:52	1
EtFOSAA	ND	1.50	5.48	8.78		B8B0132	21-Feb-18	0.114 L	24-Feb-18 19:52	1
PFDoA	ND	0.869	5.48	8.78		B8B0132	21-Feb-18	0.114 L	24-Feb-18 19:52	1
PFTrDA	ND	0.542	5.48	8.78		B8B0132	21-Feb-18	0.114 L	24-Feb-18 19:52	1
PFTeDA	ND	0.829	5.48	8.78		B8B0132	21-Feb-18	0.114 L	24-Feb-18 19:52	1

MBL

Labeled Standards	Type	% Recovery	Limits	Qualifiers	Batch	Extracted	Samp Size	Analyzed	Dilution
13C3-PFBS	IS	99.2	50 - 150		B8B0132	21-Feb-18	0.114 L	24-Feb-18 19:52	1
13C2-PFHxA	IS	83.2	50 - 150		B8B0132	21-Feb-18	0.114 L	24-Feb-18 19:52	1
13C4-PFHpA	IS	84.0	50 - 150		B8B0132	21-Feb-18	0.114 L	24-Feb-18 19:52	1
18O2-PFHxS	IS	80.3	50 - 150		B8B0132	21-Feb-18	0.114 L	24-Feb-18 19:52	1
13C2-PFOA	IS	63.7	50 - 150		B8B0132	21-Feb-18	0.114 L	24-Feb-18 19:52	1
13C8-PFOS	IS	84.2	50 - 150		B8B0132	21-Feb-18	0.114 L	24-Feb-18 19:52	1
13C5-PFNA	IS	62.7	50 - 150		B8B0132	21-Feb-18	0.114 L	24-Feb-18 19:52	1
13C2-PFDA	IS	68.0	50 - 150		B8B0132	21-Feb-18	0.114 L	24-Feb-18 19:52	1
d3-MeFOSAA	IS	88.3	50 - 150		B8B0132	21-Feb-18	0.114 L	24-Feb-18 19:52	1
13C2-PFUnA	IS	62.5	50 - 150		B8B0132	21-Feb-18	0.114 L	24-Feb-18 19:52	1
d5-EtFOSAA	IS	84.8	50 - 150		B8B0132	21-Feb-18	0.114 L	24-Feb-18 19:52	1
13C2-PFDoA	IS	64.2	50 - 150		B8B0132	21-Feb-18	0.114 L	24-Feb-18 19:52	1
13C2-PFTeDA	IS	69.9	50 - 150		B8B0132	21-Feb-18	0.114 L	24-Feb-18 19:52	1

DL - Detection Limit
LOD - Limit of Detection
LOQ - Limit of quantitation
LCL-UCL- Lower control limit - upper control limit
Results reported to the DL
When reported, PFHxS, PFOA and PFOS include both linear and branched isomers.
Only the linear isomer is reported for all other analytes

سم 5/30/18

Vista Analytical Laboratory 20

Sample ID: WI-AF-MW-200-0218 **Modified EPA Method 537**

Client Data

Name: CH2M Hill
Project: 695610.04.FI.FS
Matrix: Aqueous
Date Collected: 18-Feb-18 11:50

Laboratory Data

Lab Sample: 1800342-20
Date Received: 20-Feb-18 09:04
Column: BEH C18

Analyte	Conc. (ng/L)	DL	LOD	LOQ	Qualifiers	Batch	Extracted	Samp Size	Analyzed	Dilution
PFBS	**879**	**1.87**	**5.21**	**8.35**		**B8B0130**	**22-Feb-18**	**0.120 L**	**02-Mar-18 03:21**	1
PFHxA	2550	2.28	5.21	8.35		B8B0130	22-Feb-18	0.120 L	02-Mar-18 03:21	1
PFHpA	**334**	**0.617**	**5.21**	**8.35**		**B8B0130**	**22-Feb-18**	**0.120 L**	**02-Mar-18 03:21**	1
PFHxS	1810	9.88	52.1	83.5	ϕ	B8B0130	22-Feb-18	0.120 L	06-Mar-18 18:14	10
PFOA	**436**	**0.679**	**5.21**	**8.35**		**B8B0130**	**22-Feb-18**	**0.120 L**	**02-Mar-18 03:21**	1
PFOS	96.5	0.842	5.21	8.35		B8B0130	22-Feb-18	0.120 L	02-Mar-18 03:21	1
PFNA	**ND**	**0.845**	**5.21**	**8.35**		**B8B0130**	**22-Feb-18**	**0.120 L**	**02-Mar-18 03:21**	1
PFDA	ND	1.56	5.21	8.35		B8B0130	22-Feb-18	0.120 L	02-Mar-18 03:21	1
MeFOSAA	**ND**	**1.72**	**5.21**	**8.35**		**B8B0130**	**22-Feb-18**	**0.120 L**	**02-Mar-18 03:21**	1
PFUnA	ND	1.10	5.21	8.35		B8B0130	22-Feb-18	0.120 L	02-Mar-18 03:21	1
EtFOSAA	**ND**	**1.43**	**5.21**	**8.35**		**B8B0130**	**22-Feb-18**	**0.120 L**	**02-Mar-18 03:21**	1
PFDoA	ND	0.827	5.21	8.35		B8B0130	22-Feb-18	0.120 L	02-Mar-18 03:21	1
PFTrDA	**ND**	**0.516**	**5.21**	**8.35**		**B8B0130**	**22-Feb-18**	**0.120 L**	**02-Mar-18 03:21**	1
PFTeDA	ND	0.788	5.21	8.35		B8B0130	22-Feb-18	0.120 L	02-Mar-18 03:21	1

Labeled Standards	Type	% Recovery	Limits	Qualifiers	Batch	Extracted	Samp Size	Analyzed	Dilution
13C3-PFBS	**IS**	**101**	**50 - 150**		**B8B0130**	**22-Feb-18**	**0.120 L**	**02-Mar-18 03:21**	1
13C2-PFHxA	IS	89.2	50 - 150		B8B0130	22-Feb-18	0.120 L	02-Mar-18 03:21	1
13C4-PFHpA	**IS**	**89.4**	**50 - 150**		**B8B0130**	**22-Feb-18**	**0.120 L**	**02-Mar-18 03:21**	1
18O2-PFHxS	IS	88.6	50 - 150	ϕ	B8B0130	22-Feb-18	0.120 L	06-Mar-18 18:14	10
13C2-PFOA	**IS**	**85.8**	**50 - 150**		**B8B0130**	**22-Feb-18**	**0.120 L**	**02-Mar-18 03:21**	1
13C8-PFOS	IS	86.8	50 - 150		B8B0130	22-Feb-18	0.120 L	02-Mar-18 03:21	1
13C5-PFNA	**IS**	**71.1**	**50 - 150**		**B8B0130**	**22-Feb-18**	**0.120 L**	**02-Mar-18 03:21**	1
13C2-PFDA	IS	59.4	50 - 150		B8B0130	22-Feb-18	0.120 L	02-Mar-18 03:21	1
d3-MeFOSAA	**IS**	**82.2**	**50 - 150**		**B8B0130**	**22-Feb-18**	**0.120 L**	**02-Mar-18 03:21**	1
13C2-PFUnA	IS	84.4	50 - 150		B8B0130	22-Feb-18	0.120 L	02-Mar-18 03:21	1
d5-EtFOSAA	**IS**	**80.8**	**50 - 150**		**B8B0130**	**22-Feb-18**	**0.120 L**	**02-Mar-18 03:21**	1
13C2-PFDoA	IS	76.5	50 - 150		B8B0130	22-Feb-18	0.120 L	02-Mar-18 03:21	1
13C2-PFTeDA	**IS**	**74.8**	**50 - 150**		**B8B0130**	**22-Feb-18**	**0.120 L**	**02-Mar-18 03:21**	1

DL - Detection Limit
LOD - Limit of Detection
LOQ - Limit of quantitation
LCL-UCL- Lower control limit - upper control limit
Results reported to the DL
When reported, PFHxS, PFOA and PFOS include both linear and branched isomers.
Only the linear isomer is reported for all other analytes

سم 5/3 0 1.8

Vista Analytical Laboratory 21

Sample ID: WI-AF-EB01-021818

Modified EPA Method 537

Client Data

Name: CH2M Hill
Project: 695610.04.FI.FS
Matrix: Aqueous
Date Collected: 18-Feb-18 12:10

Laboratory Data

Lab Sample: 1800342-21
Date Received: 20-Feb-18 09:04
Column: BEH C18

Analyte	Conc. (ng/L)	DL	LOD	LOQ	Qualifiers	Batch	Extracted	Samp Size	Analyzed	Dilution
PFBS	ND	1.86	5.21	8.33		B8B0130	22-Feb-18	0.120 L	28-Feb-18 12:20	1
PFHxA	ND	2.27	5.21	8.33		B8B0130	22-Feb-18	0.120 L	28-Feb-18 12:20	1
PFHpA	ND	0.615	5.21	8.33		B8B0130	22-Feb-18	0.120 L	28-Feb-18 12:20	1
PFHxS	ND	0.986	5.21	8.33		B8B0130	22-Feb-18	0.120 L	28-Feb-18 12:20	1
PFOA	ND	0.678	5.21	8.33		B8B0130	22-Feb-18	0.120 L	28-Feb-18 12:20	1
PFOS	ND	0.840	5.21	8.33		B8B0130	22-Feb-18	0.120 L	28-Feb-18 12:20	1
PFNA	ND	0.843	5.21	8.33		B8B0130	22-Feb-18	0.120 L	28-Feb-18 12:20	1
PFDA	ND	1.55	5.21	8.33		B8B0130	22-Feb-18	0.120 L	28-Feb-18 12:20	1
MeFOSAA	ND	1.72	5.21	8.33		B8B0130	22-Feb-18	0.120 L	28-Feb-18 12:20	1
PFUnA	ND	1.09	5.21	8.33		B8B0130	22-Feb-18	0.120 L	28-Feb-18 12:20	1
EtFOSAA	ND	1.43	5.21	8.33		B8B0130	22-Feb-18	0.120 L	28-Feb-18 12:20	1
PFDoA	ND	0.825	5.21	8.33		B8B0130	22-Feb-18	0.120 L	28-Feb-18 12:20	1
PFTrDA	ND	0.514	5.21	8.33		B8B0130	22-Feb-18	0.120 L	28-Feb-18 12:20	1
PFTeDA	ND	0.786	5.21	8.33		B8B0130	22-Feb-18	0.120 L	28-Feb-18 12:20	1

Labeled Standards	Type	% Recovery	Limits	Qualifiers	Batch	Extracted	Samp Size	Analyzed	Dilution
13C3-PFBS	IS	112	50 - 150		B8B0130	22-Feb-18	0.120 L	28-Feb-18 12:20	1
13C2-PFHxA	IS	87.3	50 - 150		B8B0130	22-Feb-18	0.120 L	28-Feb-18 12:20	1
13C4-PFHpA	IS	80.9	50 - 150		B8B0130	22-Feb-18	0.120 L	28-Feb-18 12:20	1
18O2-PFHxS	IS	91.5	50 - 150		B8B0130	22-Feb-18	0.120 L	28-Feb-18 12:20	1
13C2-PFOA	IS	61.7	50 - 150		B8B0130	22-Feb-18	0.120 L	28-Feb-18 12:20	1
13C8-PFOS	IS	80.4	50 - 150		B8B0130	22-Feb-18	0.120 L	28-Feb-18 12:20	1
13C5-PFNA	IS	78.0	50 - 150		B8B0130	22-Feb-18	0.120 L	28-Feb-18 12:20	1
13C2-PFDA	IS	72.6	50 - 150		B8B0130	22-Feb-18	0.120 L	28-Feb-18 12:20	1
d3-MeFOSAA	IS	65.2	50 - 150		B8B0130	22-Feb-18	0.120 L	28-Feb-18 12:20	1
13C2-PFUnA	IS	50.7	50 - 150		B8B0130	22-Feb-18	0.120 L	28-Feb-18 12:20	1
d5-EtFOSAA	IS	54.7	50 - 150		B8B0130	22-Feb-18	0.120 L	28-Feb-18 12:20	1
13C2-PFDoA	IS	58.2	50 - 150		B8B0130	22-Feb-18	0.120 L	28-Feb-18 12:20	1
13C2-PFTeDA	IS	52.7	50 - 150		B8B0130	22-Feb-18	0.120 L	28-Feb-18 12:20	1

DL - Detection Limit
LOD - Limit of Detection
LOQ - Limit of quantitation
LCL-UCL- Lower control limit - upper control limit
Results reported to the DL
When reported, PFHxS, PFOA and PFOS include both linear and branched isomers.
Only the linear isomer is reported for all other analytes.

5/30/18

LOCATION_NAME	SITE_NAME	INSTALLATION_ID	LOCATION_TYPE	LOCATION_TYPE_DESC	SDG	COORD_X	COORD_Y	SAMPLE_MATRIX_DESC	SAMPLE_NAME	SAMPLE_MATRIX	COLLECT_DATE	ANALYTICAL_METHOD_GRP_DESC
29-MW-4	AREA 29 - CLOVER VALLEY FIRE SCHOOL	WHIDBEY_ISLAND_NAS	WLM	Monitoring well	1800342	1188495	489353.6	Ground water	WI-AF-29-MW-40218	WG	13-Feb-18	Perfluoroalkyl Compounds
29-MW-4	AREA 29 - CLOVER VALLEY FIRE SCHOOL	WHIDBEY_ISLAND_NAS	WLM	Monitoring well	1800342	1188495	489353.6	Ground water	WI-AF-29-MW-40218	WG	13-Feb-18	Perfluoroalkyl Compounds
29-MW-4	AREA 29 - CLOVER VALLEY FIRE SCHOOL	WHIDBEY_ISLAND_NAS	WLM	Monitoring well	1800342	1188495	489353.6	Ground water	WI-AF-29-MW-40218	WG	13-Feb-18	Perfluoroalkyl Compounds
29-MW-4	AREA 29 - CLOVER VALLEY FIRE SCHOOL	WHIDBEY_ISLAND_NAS	WLM	Monitoring well	1800342	1188495	489353.6	Ground water	WI-AF-29-MW-40218	WG	13-Feb-18	Perfluoroalkyl Compounds
29-MW-4	AREA 29 - CLOVER VALLEY FIRE SCHOOL	WHIDBEY_ISLAND_NAS	WLM	Monitoring well	1800342	1188495	489353.6	Ground water	WI-AF-29-MW-40218	WG	13-Feb-18	Perfluoroalkyl Compounds
29-MW-4	AREA 29 - CLOVER VALLEY FIRE SCHOOL	WHIDBEY_ISLAND_NAS	WLM	Monitoring well	1800342	1188495	489353.6	Ground water	WI-AF-29-MW-40218	WG	13-Feb-18	Perfluoroalkyl Compounds
29-MW-4	AREA 29 - CLOVER VALLEY FIRE SCHOOL	WHIDBEY_ISLAND_NAS	WLM	Monitoring well	1800342	1188495	489353.6	Ground water	WI-AF-29-MW-40218	WG	13-Feb-18	Perfluoroalkyl Compounds
29-MW-4	AREA 29 - CLOVER VALLEY FIRE SCHOOL	WHIDBEY_ISLAND_NAS	WLM	Monitoring well	1800342	1188495	489353.6	Ground water	WI-AF-29-MW-40218	WG	13-Feb-18	Perfluoroalkyl Compounds
29-MW-4	AREA 29 - CLOVER VALLEY FIRE SCHOOL	WHIDBEY_ISLAND_NAS	WLM	Monitoring well	1800342	1188495	489353.6	Ground water	WI-AF-29-MW-40218	WG	13-Feb-18	Perfluoroalkyl Compounds
29-MW-4	AREA 29 - CLOVER VALLEY FIRE SCHOOL	WHIDBEY_ISLAND_NAS	WLM	Monitoring well	1800342	1188495	489353.6	Ground water	WI-AF-29-MW-40218	WG	13-Feb-18	Perfluoroalkyl Compounds
29-MW-4	AREA 29 - CLOVER VALLEY FIRE SCHOOL	WHIDBEY_ISLAND_NAS	WLM	Monitoring well	1800342	1188495	489353.6	Ground water	WI-AF-29-MW-40218	WG	13-Feb-18	Perfluoroalkyl Compounds

LOCATION_NAME	SITE_NAME	INSTALLATION_ID	LOCATION_TYPE	LOCATION_TYPE_DESC	SDG	COORD_X	COORD_Y	SAMPLE_MATRIX_DESC	SAMPLE_NAME	SAMPLE_MATRIX	COLLECT_DATE	ANALYTICAL_METHOD_GRP_DESC
29-MW-4	AREA 29 - CLOVER VALLEY FIRE SCHOOL	WHIDBEY_ISLAND_NAS	WLM	Monitoring well	1800342	1188495	489353.6	Ground water	WI-AF-29-MW-4-0218	WG	13-Feb-18	Perfluoroalkyl Compounds
29-MW-4	AREA 29 - CLOVER VALLEY FIRE SCHOOL	WHIDBEY_ISLAND_NAS	WLM	Monitoring well	1800342	1188495	489353.6	Ground water	WI-AF-29-MW-4-0218	WG	13-Feb-18	Perfluoroalkyl Compounds
29-MW-4	AREA 29 - CLOVER VALLEY FIRE SCHOOL	WHIDBEY_ISLAND_NAS	WLM	Monitoring well	1800342	1188495	489353.6	Ground water	WI-AF-29-MW-4-0218	WG	13-Feb-18	Perfluoroalkyl Compounds
29-MW-4	AREA 29 - CLOVER VALLEY FIRE SCHOOL	WHIDBEY_ISLAND_NAS	WLM	Monitoring well	1800342	1188495	489353.6	Ground water	WI-AF-29-MW-4P-0218	WG	13-Feb-18	Perfluoroalkyl Compounds
29-MW-4	AREA 29 - CLOVER VALLEY FIRE SCHOOL	WHIDBEY_ISLAND_NAS	WLM	Monitoring well	1800342	1188495	489353.6	Ground water	WI-AF-29-MW-4P-0218	WG	13-Feb-18	Perfluoroalkyl Compounds
29-MW-4	AREA 29 - CLOVER VALLEY FIRE SCHOOL	WHIDBEY_ISLAND_NAS	WLM	Monitoring well	1800342	1188495	489353.6	Ground water	WI-AF-29-MW-4P-0218	WG	13-Feb-18	Perfluoroalkyl Compounds
29-MW-4	AREA 29 - CLOVER VALLEY FIRE SCHOOL	WHIDBEY_ISLAND_NAS	WLM	Monitoring well	1800342	1188495	489353.6	Ground water	WI-AF-29-MW-4P-0218	WG	13-Feb-18	Perfluoroalkyl Compounds
29-MW-4	AREA 29 - CLOVER VALLEY FIRE SCHOOL	WHIDBEY_ISLAND_NAS	WLM	Monitoring well	1800342	1188495	489353.6	Ground water	WI-AF-29-MW-4P-0218	WG	13-Feb-18	Perfluoroalkyl Compounds
29-MW-4	AREA 29 - CLOVER VALLEY FIRE SCHOOL	WHIDBEY_ISLAND_NAS	WLM	Monitoring well	1800342	1188495	489353.6	Ground water	WI-AF-29-MW-4P-0218	WG	13-Feb-18	Perfluoroalkyl Compounds
29-MW-4	AREA 29 - CLOVER VALLEY FIRE SCHOOL	WHIDBEY_ISLAND_NAS	WLM	Monitoring well	1800342	1188495	489353.6	Ground water	WI-AF-29-MW-4P-0218	WG	13-Feb-18	Perfluoroalkyl Compounds
29-MW-4	AREA 29 - CLOVER VALLEY FIRE SCHOOL	WHIDBEY_ISLAND_NAS	WLM	Monitoring well	1800342	1188495	489353.6	Ground water	WI-AF-29-MW-4P-0218	WG	13-Feb-18	Perfluoroalkyl Compounds

LOCATION_NAME	SITE_NAME	INSTALLATION_ID	LOCATION_TYPE	LOCATION_TYPE_DESC	SDG	COORD_X	COORD_Y	SAMPLE_MATRIX_DESC	SAMPLE_NAME	SAMPLE_MATRIX	COLLECT_DATE	ANALYTICAL_METHOD_GRP_DESC
29-MW-4	AREA 29 - CLOVER VALLEY FIRE SCHOOL	WHIDBEY_ISLAND_NAS	WLM	Monitoring well	1800342	1188495	489353.6	Ground water	WI-AF-29-MW-4P-0218	WG	13-Feb-18	Perfluoroalkyl Compounds
29-MW-4	AREA 29 - CLOVER VALLEY FIRE SCHOOL	WHIDBEY_ISLAND_NAS	WLM	Monitoring well	1800342	1188495	489353.6	Ground water	WI-AF-29-MW-4P-0218	WG	13-Feb-18	Perfluoroalkyl Compounds
29-MW-4	AREA 29 - CLOVER VALLEY FIRE SCHOOL	WHIDBEY_ISLAND_NAS	WLM	Monitoring well	1800342	1188495	489353.6	Ground water	WI-AF-29-MW-4P-0218	WG	13-Feb-18	Perfluoroalkyl Compounds
29-MW-4	AREA 29 - CLOVER VALLEY FIRE SCHOOL	WHIDBEY_ISLAND_NAS	WLM	Monitoring well	1800342	1188495	489353.6	Ground water	WI-AF-29-MW-4P-0218	WG	13-Feb-18	Perfluoroalkyl Compounds
29-MW-4	AREA 29 - CLOVER VALLEY FIRE SCHOOL	WHIDBEY_ISLAND_NAS	WLM	Monitoring well	1800342	1188495	489353.6	Ground water	WI-AF-29-MW-4P-0218	WG	13-Feb-18	Perfluoroalkyl Compounds
29-MW-4	AREA 29 - CLOVER VALLEY FIRE SCHOOL	WHIDBEY_ISLAND_NAS	WLM	Monitoring well	1800342	1188495	489353.6	Ground water	WI-AF-29-MW-4P-0218	WG	13-Feb-18	Perfluoroalkyl Compounds
MW-200	FIRE TRAINING AREA	WHIDBEY_ISLAND_NAS	WLM	Monitoring well	1800342	1189354.31	491895.12	Ground water	WI-AF-MW-200-0218	WG	18-Feb-18	Perfluoroalkyl Compounds
MW-200	FIRE TRAINING AREA	WHIDBEY_ISLAND_NAS	WLM	Monitoring well	1800342	1189354.31	491895.12	Ground water	WI-AF-MW-200-0218	WG	18-Feb-18	Perfluoroalkyl Compounds
MW-200	FIRE TRAINING AREA	WHIDBEY_ISLAND_NAS	WLM	Monitoring well	1800342	1189354.31	491895.12	Ground water	WI-AF-MW-200-0218	WG	18-Feb-18	Perfluoroalkyl Compounds
MW-200	FIRE TRAINING AREA	WHIDBEY_ISLAND_NAS	WLM	Monitoring well	1800342	1189354.31	491895.12	Ground water	WI-AF-MW-200-0218	WG	18-Feb-18	Perfluoroalkyl Compounds
MW-200	FIRE TRAINING AREA	WHIDBEY_ISLAND_NAS	WLM	Monitoring well	1800342	1189354.31	491895.12	Ground water	WI-AF-MW-200-0218	WG	18-Feb-18	Perfluoroalkyl Compounds
MW-200	FIRE TRAINING AREA	WHIDBEY_ISLAND_NAS	WLM	Monitoring well	1800342	1189354.31	491895.12	Ground water	WI-AF-MW-200-0218	WG	18-Feb-18	Perfluoroalkyl Compounds
MW-200	FIRE TRAINING AREA	WHIDBEY_ISLAND_NAS	WLM	Monitoring well	1800342	1189354.31	491895.12	Ground water	WI-AF-MW-200-0218	WG	18-Feb-18	Perfluoroalkyl Compounds
MW-200	FIRE TRAINING AREA	WHIDBEY_ISLAND_NAS	WLM	Monitoring well	1800342	1189354.31	491895.12	Ground water	WI-AF-MW-200-0218	WG	18-Feb-18	Perfluoroalkyl Compounds
MW-200	FIRE TRAINING AREA	WHIDBEY_ISLAND_NAS	WLM	Monitoring well	1800342	1189354.31	491895.12	Ground water	WI-AF-MW-200-0218	WG	18-Feb-18	Perfluoroalkyl Compounds

LOCATION_NAME	SITE_NAME	INSTALLATION_ID	LOCATION_TYPE	LOCATION_TYPE_DESC	SDG	COORD_X	COORD_Y	SAMPLE_MATRIX_DESC	SAMPLE_NAME	SAMPLE_MATRIX	COLLECT_DATE	ANALYTICAL_METHOD_GRP_DESC
MW-200	FIRE TRAINING AREA	WHIDBEY_ISLAND_NAS	WLM	Monitoring well	1800342	1189354.31	491895.12	Ground water	WI-AF-MW-200-0218	WG	18-Feb-18	Perfluoroalkyl Compounds
MW-200	FIRE TRAINING AREA	WHIDBEY_ISLAND_NAS	WLM	Monitoring well	1800342	1189354.31	491895.12	Ground water	WI-AF-MW-200-0218	WG	18-Feb-18	Perfluoroalkyl Compounds
MW-200	FIRE TRAINING AREA	WHIDBEY_ISLAND_NAS	WLM	Monitoring well	1800342	1189354.31	491895.12	Ground water	WI-AF-MW-200-0218	WG	18-Feb-18	Perfluoroalkyl Compounds
4-MW-3	AREA 04 - WALKER BARN STORAGE AREA	WHIDBEY_ISLAND_NAS	WLM	Monitoring well	1800342	1190041	492262.6	Ground water	WI-AF-4-MW-3-0218	WG	17-Feb-18	Perfluoroalkyl Compounds
4-MW-3	AREA 04 - WALKER BARN STORAGE AREA	WHIDBEY_ISLAND_NAS	WLM	Monitoring well	1800342	1190041	492262.6	Ground water	WI-AF-4-MW-3-0218	WG	17-Feb-18	Perfluoroalkyl Compounds
4-MW-3	AREA 04 - WALKER BARN STORAGE AREA	WHIDBEY_ISLAND_NAS	WLM	Monitoring well	1800342	1190041	492262.6	Ground water	WI-AF-4-MW-3-0218	WG	17-Feb-18	Perfluoroalkyl Compounds
4-MW-3	AREA 04 - WALKER BARN STORAGE AREA	WHIDBEY_ISLAND_NAS	WLM	Monitoring well	1800342	1190041	492262.6	Ground water	WI-AF-4-MW-3-0218	WG	17-Feb-18	Perfluoroalkyl Compounds
4-MW-3	AREA 04 - WALKER BARN STORAGE AREA	WHIDBEY_ISLAND_NAS	WLM	Monitoring well	1800342	1190041	492262.6	Ground water	WI-AF-4-MW-3-0218	WG	17-Feb-18	Perfluoroalkyl Compounds
4-MW-3	AREA 04 - WALKER BARN STORAGE AREA	WHIDBEY_ISLAND_NAS	WLM	Monitoring well	1800342	1190041	492262.6	Ground water	WI-AF-4-MW-3-0218	WG	17-Feb-18	Perfluoroalkyl Compounds
4-MW-3	AREA 04 - WALKER BARN STORAGE AREA	WHIDBEY_ISLAND_NAS	WLM	Monitoring well	1800342	1190041	492262.6	Ground water	WI-AF-4-MW-3-0218	WG	17-Feb-18	Perfluoroalkyl Compounds
4-MW-3	AREA 04 - WALKER BARN STORAGE AREA	WHIDBEY_ISLAND_NAS	WLM	Monitoring well	1800342	1190041	492262.6	Ground water	WI-AF-4-MW-3-0218	WG	17-Feb-18	Perfluoroalkyl Compounds
4-MW-3	AREA 04 - WALKER BARN STORAGE AREA	WHIDBEY_ISLAND_NAS	WLM	Monitoring well	1800342	1190041	492262.6	Ground water	WI-AF-4-MW-3-0218	WG	17-Feb-18	Perfluoroalkyl Compounds
4-MW-3	AREA 04 - WALKER BARN STORAGE AREA	WHIDBEY_ISLAND_NAS	WLM	Monitoring well	1800342	1190041	492262.6	Ground water	WI-AF-4-MW-3-0218	WG	17-Feb-18	Perfluoroalkyl Compounds
4-MW-3	AREA 04 - WALKER BARN STORAGE AREA	WHIDBEY_ISLAND_NAS	WLM	Monitoring well	1800342	1190041	492262.6	Ground water	WI-AF-4-MW-3-0218	WG	17-Feb-18	Perfluoroalkyl Compounds
4-MW-3	AREA 04 - WALKER BARN STORAGE AREA	WHIDBEY_ISLAND_NAS	WLM	Monitoring well	1800342	1190041	492262.6	Ground water	WI-AF-4-MW-3-0218	WG	17-Feb-18	Perfluoroalkyl Compounds
4-MW-3	AREA 04 - WALKER BARN STORAGE AREA	WHIDBEY_ISLAND_NAS	WLM	Monitoring well	1800342	1190041	492262.6	Ground water	WI-AF-4-MW-3-0218	WG	17-Feb-18	Perfluoroalkyl Compounds
4-MW-3	AREA 04 - WALKER BARN STORAGE AREA	WHIDBEY_ISLAND_NAS	WLM	Monitoring well	1800342	1190041	492262.6	Ground water	WI-AF-4-MW-3-0218	WG	17-Feb-18	Perfluoroalkyl Compounds

LOCATION_NAME	SITE_NAME	INSTALLATION_ID	LOCATION_TYPE	LOCATION_TYPE_DESC	SDG	COORD_X	COORD_Y	SAMPLE_MATRIX_DESC	SAMPLE_NAME	SAMPLE_MATRIX	COLLECT_DATE	ANALYTICAL_METHOD_GRP_DESC
4-MW-3	AREA 04 - WALKER BARN STORAGE AREA	WHIDBEY_ISLAND_NAS	WLM	Monitoring well	1800342	1190041	492262.6	Ground water	WI-AF-4-MW-3-0218	WG	17-Feb-18	Perfluoroalkyl Compounds
N2-9	AREA 02 - WESTERN HIGHLANDS LANDILL	WHIDBEY_ISLAND_NAS	WLM	Monitoring well	1800342	1189359	490504.7	Ground water	WI-AF-MW-N2-9P-0218	WG	15-Feb-18	Perfluoroalkyl Compounds
N2-9	AREA 02 - WESTERN HIGHLANDS LANDILL	WHIDBEY_ISLAND_NAS	WLM	Monitoring well	1800342	1189359	490504.7	Ground water	WI-AF-MW-N2-9P-0218	WG	15-Feb-18	Perfluoroalkyl Compounds
N2-9	AREA 02 - WESTERN HIGHLANDS LANDILL	WHIDBEY_ISLAND_NAS	WLM	Monitoring well	1800342	1189359	490504.7	Ground water	WI-AF-MW-N2-9P-0218	WG	15-Feb-18	Perfluoroalkyl Compounds
N2-9	AREA 02 - WESTERN HIGHLANDS LANDILL	WHIDBEY_ISLAND_NAS	WLM	Monitoring well	1800342	1189359	490504.7	Ground water	WI-AF-MW-N2-9P-0218	WG	15-Feb-18	Perfluoroalkyl Compounds
N2-9	AREA 02 - WESTERN HIGHLANDS LANDILL	WHIDBEY_ISLAND_NAS	WLM	Monitoring well	1800342	1189359	490504.7	Ground water	WI-AF-MW-N2-9P-0218	WG	15-Feb-18	Perfluoroalkyl Compounds
N2-9	AREA 02 - WESTERN HIGHLANDS LANDILL	WHIDBEY_ISLAND_NAS	WLM	Monitoring well	1800342	1189359	490504.7	Ground water	WI-AF-MW-N2-9P-0218	WG	15-Feb-18	Perfluoroalkyl Compounds
N2-9	AREA 02 - WESTERN HIGHLANDS LANDILL	WHIDBEY_ISLAND_NAS	WLM	Monitoring well	1800342	1189359	490504.7	Ground water	WI-AF-MW-N2-9P-0218	WG	15-Feb-18	Perfluoroalkyl Compounds
N2-9	AREA 02 - WESTERN HIGHLANDS LANDILL	WHIDBEY_ISLAND_NAS	WLM	Monitoring well	1800342	1189359	490504.7	Ground water	WI-AF-MW-N2-9P-0218	WG	15-Feb-18	Perfluoroalkyl Compounds
N2-9	AREA 02 - WESTERN HIGHLANDS LANDILL	WHIDBEY_ISLAND_NAS	WLM	Monitoring well	1800342	1189359	490504.7	Ground water	WI-AF-MW-N2-9P-0218	WG	15-Feb-18	Perfluoroalkyl Compounds
N2-9	AREA 02 - WESTERN HIGHLANDS LANDILL	WHIDBEY_ISLAND_NAS	WLM	Monitoring well	1800342	1189359	490504.7	Ground water	WI-AF-MW-N2-9P-0218	WG	15-Feb-18	Perfluoroalkyl Compounds

LOCATION_NAME	SITE_NAME	INSTALLATION_ID	LOCATION_TYPE	LOCATION_TYPE_DESC	SDG	COORD_X	COORD_Y	SAMPLE_MATRIX_DESC	SAMPLE_NAME	SAMPLE_MATRIX	COLLECT_DATE	ANALYTICAL_METHOD_GRP_DESC
N2-9	AREA 02 - WESTERN HIGHLANDS LANDILL	WHIDBEY_ISLAND_NAS	WLM	Monitoring well	1800342	1189359	490504.7	Ground water	WI-AF-MW-N2-9P-0218	WG	15-Feb-18	Perfluoroalkyl Compounds
N2-9	AREA 02 - WESTERN HIGHLANDS LANDILL	WHIDBEY_ISLAND_NAS	WLM	Monitoring well	1800342	1189359	490504.7	Ground water	WI-AF-MW-N2-9P-0218	WG	15-Feb-18	Perfluoroalkyl Compounds
N2-9	AREA 02 - WESTERN HIGHLANDS LANDILL	WHIDBEY_ISLAND_NAS	WLM	Monitoring well	1800342	1189359	490504.7	Ground water	WI-AF-MW-N2-9P-0218	WG	15-Feb-18	Perfluoroalkyl Compounds
N2-9	AREA 02 - WESTERN HIGHLANDS LANDILL	WHIDBEY_ISLAND_NAS	WLM	Monitoring well	1800342	1189359	490504.7	Ground water	WI-AF-MW-N2-9P-0218	WG	15-Feb-18	Perfluoroalkyl Compounds
N2-9	AREA 02 - WESTERN HIGHLANDS LANDILL	WHIDBEY_ISLAND_NAS	WLM	Monitoring well	1800342	1189359	490504.7	Ground water	WI-AF-MW-N2-9-0218	WG	15-Feb-18	Perfluoroalkyl Compounds
N2-9	AREA 02 - WESTERN HIGHLANDS LANDILL	WHIDBEY_ISLAND_NAS	WLM	Monitoring well	1800342	1189359	490504.7	Ground water	WI-AF-MW-N2-9-0218	WG	15-Feb-18	Perfluoroalkyl Compounds
N2-9	AREA 02 - WESTERN HIGHLANDS LANDILL	WHIDBEY_ISLAND_NAS	WLM	Monitoring well	1800342	1189359	490504.7	Ground water	WI-AF-MW-N2-9-0218	WG	15-Feb-18	Perfluoroalkyl Compounds
N2-9	AREA 02 - WESTERN HIGHLANDS LANDILL	WHIDBEY_ISLAND_NAS	WLM	Monitoring well	1800342	1189359	490504.7	Ground water	WI-AF-MW-N2-9-0218	WG	15-Feb-18	Perfluoroalkyl Compounds
N2-9	AREA 02 - WESTERN HIGHLANDS LANDILL	WHIDBEY_ISLAND_NAS	WLM	Monitoring well	1800342	1189359	490504.7	Ground water	WI-AF-MW-N2-9-0218	WG	15-Feb-18	Perfluoroalkyl Compounds
N2-9	AREA 02 - WESTERN HIGHLANDS LANDILL	WHIDBEY_ISLAND_NAS	WLM	Monitoring well	1800342	1189359	490504.7	Ground water	WI-AF-MW-N2-9-0218	WG	15-Feb-18	Perfluoroalkyl Compounds

LOCATION_NAME	SITE_NAME	INSTALLATION_ID	LOCATION_TYPE	LOCATION_TYPE_DESC	SDG	COORD_X	COORD_Y	SAMPLE_MATRIX_DESC	SAMPLE_NAME	SAMPLE_MATRIX	COLLECT_DATE	ANALYTICAL_METHOD_GRP_DESC
N2-9	AREA 02 - WESTERN HIGHLANDS LANDILL	WHIDBEY_ISLAND_NAS	WLM	Monitoring well	1800342	1189359	490504.7	Ground water	WI-AF-MW-N2-9-0218	WG	15-Feb-18	Perfluoroalkyl Compounds
N2-9	AREA 02 - WESTERN HIGHLANDS LANDILL	WHIDBEY_ISLAND_NAS	WLM	Monitoring well	1800342	1189359	490504.7	Ground water	WI-AF-MW-N2-9-0218	WG	15-Feb-18	Perfluoroalkyl Compounds
N2-9	AREA 02 - WESTERN HIGHLANDS LANDILL	WHIDBEY_ISLAND_NAS	WLM	Monitoring well	1800342	1189359	490504.7	Ground water	WI-AF-MW-N2-9-0218	WG	15-Feb-18	Perfluoroalkyl Compounds
N2-9	AREA 02 - WESTERN HIGHLANDS LANDILL	WHIDBEY_ISLAND_NAS	WLM	Monitoring well	1800342	1189359	490504.7	Ground water	WI-AF-MW-N2-9-0218	WG	15-Feb-18	Perfluoroalkyl Compounds
N2-9	AREA 02 - WESTERN HIGHLANDS LANDILL	WHIDBEY_ISLAND_NAS	WLM	Monitoring well	1800342	1189359	490504.7	Ground water	WI-AF-MW-N2-9-0218	WG	15-Feb-18	Perfluoroalkyl Compounds
N2-9	AREA 02 - WESTERN HIGHLANDS LANDILL	WHIDBEY_ISLAND_NAS	WLM	Monitoring well	1800342	1189359	490504.7	Ground water	WI-AF-MW-N2-9-0218	WG	15-Feb-18	Perfluoroalkyl Compounds
N2-9	AREA 02 - WESTERN HIGHLANDS LANDILL	WHIDBEY_ISLAND_NAS	WLM	Monitoring well	1800342	1189359	490504.7	Ground water	WI-AF-MW-N2-9-0218	WG	15-Feb-18	Perfluoroalkyl Compounds
N2-8	AREA 02 - WESTERN HIGHLANDS LANDILL	WHIDBEY_ISLAND_NAS	WLM	Monitoring well	1800342	1189305	490793.7	Ground water	WI-AF-MW-N2-8-0218	WG	16-Feb-18	Perfluoroalkyl Compounds
N2-8	AREA 02 - WESTERN HIGHLANDS LANDILL	WHIDBEY_ISLAND_NAS	WLM	Monitoring well	1800342	1189305	490793.7	Ground water	WI-AF-MW-N2-8-0218	WG	16-Feb-18	Perfluoroalkyl Compounds
N2-8	AREA 02 - WESTERN HIGHLANDS LANDILL	WHIDBEY_ISLAND_NAS	WLM	Monitoring well	1800342	1189305	490793.7	Ground water	WI-AF-MW-N2-8-0218	WG	16-Feb-18	Perfluoroalkyl Compounds
N2-8	AREA 02 - WESTERN HIGHLANDS LANDILL	WHIDBEY_ISLAND_NAS	WLM	Monitoring well	1800342	1189305	490793.7	Ground water	WI-AF-MW-N2-8-0218	WG	16-Feb-18	Perfluoroalkyl Compounds

LOCATION_NAME	SITE_NAME	INSTALLATION_ID	LOCATION_TYPE	LOCATION_TYPE_DESC	SDG	COORD_X	COORD_Y	SAMPLE_MATRIX_DESC	SAMPLE_NAME	SAMPLE_MATRIX	COLLECT_DATE	ANALYTICAL_METHOD_GRP_DESC
N2-8	AREA 02 - WESTERN HIGHLANDS LANDILL	WHIDBEY_ISLAND_NAS	WLM	Monitoring well	1800342	1189305	490793.7	Ground water	WI-AF-MW-N2-8-0218	WG	16-Feb-18	Perfluoroalkyl Compounds
N2-8	AREA 02 - WESTERN HIGHLANDS LANDILL	WHIDBEY_ISLAND_NAS	WLM	Monitoring well	1800342	1189305	490793.7	Ground water	WI-AF-MW-N2-8-0218	WG	16-Feb-18	Perfluoroalkyl Compounds
N2-8	AREA 02 - WESTERN HIGHLANDS LANDILL	WHIDBEY_ISLAND_NAS	WLM	Monitoring well	1800342	1189305	490793.7	Ground water	WI-AF-MW-N2-8-0218	WG	16-Feb-18	Perfluoroalkyl Compounds
N2-8	AREA 02 - WESTERN HIGHLANDS LANDILL	WHIDBEY_ISLAND_NAS	WLM	Monitoring well	1800342	1189305	490793.7	Ground water	WI-AF-MW-N2-8-0218	WG	16-Feb-18	Perfluoroalkyl Compounds
N2-8	AREA 02 - WESTERN HIGHLANDS LANDILL	WHIDBEY_ISLAND_NAS	WLM	Monitoring well	1800342	1189305	490793.7	Ground water	WI-AF-MW-N2-8-0218	WG	16-Feb-18	Perfluoroalkyl Compounds
N2-8	AREA 02 - WESTERN HIGHLANDS LANDILL	WHIDBEY_ISLAND_NAS	WLM	Monitoring well	1800342	1189305	490793.7	Ground water	WI-AF-MW-N2-8-0218	WG	16-Feb-18	Perfluoroalkyl Compounds
N2-8	AREA 02 - WESTERN HIGHLANDS LANDILL	WHIDBEY_ISLAND_NAS	WLM	Monitoring well	1800342	1189305	490793.7	Ground water	WI-AF-MW-N2-8-0218	WG	16-Feb-18	Perfluoroalkyl Compounds
N2-8	AREA 02 - WESTERN HIGHLANDS LANDILL	WHIDBEY_ISLAND_NAS	WLM	Monitoring well	1800342	1189305	490793.7	Ground water	WI-AF-MW-N2-8-0218	WG	16-Feb-18	Perfluoroalkyl Compounds
N2-8	AREA 02 - WESTERN HIGHLANDS LANDILL	WHIDBEY_ISLAND_NAS	WLM	Monitoring well	1800342	1189305	490793.7	Ground water	WI-AF-MW-N2-8-0218	WG	16-Feb-18	Perfluoroalkyl Compounds
N2-8	AREA 02 - WESTERN HIGHLANDS LANDILL	WHIDBEY_ISLAND_NAS	WLM	Monitoring well	1800342	1189305	490793.7	Ground water	WI-AF-MW-N2-8-0218	WG	16-Feb-18	Perfluoroalkyl Compounds
N2-8	AREA 02 - WESTERN HIGHLANDS LANDILL	WHIDBEY_ISLAND_NAS	WLM	Monitoring well	1800342	1189305	490793.7	Ground water	WI-AF-MW-N2-8-0218	WG	16-Feb-18	Perfluoroalkyl Compounds
N2-7S	AREA 02 - WESTERN HIGHLANDS LANDILL	WHIDBEY_ISLAND_NAS	WLM	Monitoring well	1800342	1188933	491081	Ground water	WI-AF-MW-N2-7S-0218	WG	15-Feb-18	Perfluoroalkyl Compounds

LOCATION_NAME	SITE_NAME	INSTALLATION_ID	LOCATION_TYPE	LOCATION_TYPE_DESC	SDG	COORD_X	COORD_Y	SAMPLE_MATRIX_DESC	SAMPLE_NAME	SAMPLE_MATRIX	COLLECT_DATE	ANALYTICAL_METHOD_GRP_DESC
N2-7S	AREA 02 - WESTERN HIGHLANDS LANDILL	WHIDBEY_ISLAND_NAS	WLM	Monitoring well	1800342	1188933	491081	Ground water	WI-AF-MW-N2-7S-0218	WG	15-Feb-18	Perfluoroalkyl Compounds
N2-7S	AREA 02 - WESTERN HIGHLANDS LANDILL	WHIDBEY_ISLAND_NAS	WLM	Monitoring well	1800342	1188933	491081	Ground water	WI-AF-MW-N2-7S-0218	WG	15-Feb-18	Perfluoroalkyl Compounds
N2-7S	AREA 02 - WESTERN HIGHLANDS LANDILL	WHIDBEY_ISLAND_NAS	WLM	Monitoring well	1800342	1188933	491081	Ground water	WI-AF-MW-N2-7S-0218	WG	15-Feb-18	Perfluoroalkyl Compounds
N2-7S	AREA 02 - WESTERN HIGHLANDS LANDILL	WHIDBEY_ISLAND_NAS	WLM	Monitoring well	1800342	1188933	491081	Ground water	WI-AF-MW-N2-7S-0218	WG	15-Feb-18	Perfluoroalkyl Compounds
N2-7S	AREA 02 - WESTERN HIGHLANDS LANDILL	WHIDBEY_ISLAND_NAS	WLM	Monitoring well	1800342	1188933	491081	Ground water	WI-AF-MW-N2-7S-0218	WG	15-Feb-18	Perfluoroalkyl Compounds
N2-7S	AREA 02 - WESTERN HIGHLANDS LANDILL	WHIDBEY_ISLAND_NAS	WLM	Monitoring well	1800342	1188933	491081	Ground water	WI-AF-MW-N2-7S-0218	WG	15-Feb-18	Perfluoroalkyl Compounds
N2-7S	AREA 02 - WESTERN HIGHLANDS LANDILL	WHIDBEY_ISLAND_NAS	WLM	Monitoring well	1800342	1188933	491081	Ground water	WI-AF-MW-N2-7S-0218	WG	15-Feb-18	Perfluoroalkyl Compounds
N2-7S	AREA 02 - WESTERN HIGHLANDS LANDILL	WHIDBEY_ISLAND_NAS	WLM	Monitoring well	1800342	1188933	491081	Ground water	WI-AF-MW-N2-7S-0218	WG	15-Feb-18	Perfluoroalkyl Compounds
N2-7S	AREA 02 - WESTERN HIGHLANDS LANDILL	WHIDBEY_ISLAND_NAS	WLM	Monitoring well	1800342	1188933	491081	Ground water	WI-AF-MW-N2-7S-0218	WG	15-Feb-18	Perfluoroalkyl Compounds
N2-7S	AREA 02 - WESTERN HIGHLANDS LANDILL	WHIDBEY_ISLAND_NAS	WLM	Monitoring well	1800342	1188933	491081	Ground water	WI-AF-MW-N2-7S-0218	WG	15-Feb-18	Perfluoroalkyl Compounds
N2-7S	AREA 02 - WESTERN HIGHLANDS LANDILL	WHIDBEY_ISLAND_NAS	WLM	Monitoring well	1800342	1188933	491081	Ground water	WI-AF-MW-N2-7S-0218	WG	15-Feb-18	Perfluoroalkyl Compounds

LOCATION_NAME	SITE_NAME	INSTALLATION_ID	LOCATION_TYPE	LOCATION_TYPE_DESC	SDG	COORD_X	COORD_Y	SAMPLE_MATRIX_DESC	SAMPLE_NAME	SAMPLE_MATRIX	COLLECT_DATE	ANALYTICAL_METHOD_GRP_DESC
N2-7S	AREA 02 - WESTERN HIGHLANDS LANDILL	WHIDBEY_ISLAND_NAS	WLM	Monitoring well	1800342	1188933	491081	Ground water	WI-AF-MW-N2-7S-0218	WG	15-Feb-18	Perfluoroalkyl Compounds
N2-7S	AREA 02 - WESTERN HIGHLANDS LANDILL	WHIDBEY_ISLAND_NAS	WLM	Monitoring well	1800342	1188933	491081	Ground water	WI-AF-MW-N2-7S-0218	WG	15-Feb-18	Perfluoroalkyl Compounds
N2-6C	AREA 02 - WESTERN HIGHLANDS LANDILL	WHIDBEY_ISLAND_NAS	WLM	Monitoring well	1800342	-9999	-9999	Ground water	WI-AF-N2-6C-0218	WG	18-Feb-18	Perfluoroalkyl Compounds
N2-6C	AREA 02 - WESTERN HIGHLANDS LANDILL	WHIDBEY_ISLAND_NAS	WLM	Monitoring well	1800342	-9999	-9999	Ground water	WI-AF-N2-6C-0218	WG	18-Feb-18	Perfluoroalkyl Compounds
N2-6C	AREA 02 - WESTERN HIGHLANDS LANDILL	WHIDBEY_ISLAND_NAS	WLM	Monitoring well	1800342	-9999	-9999	Ground water	WI-AF-N2-6C-0218	WG	18-Feb-18	Perfluoroalkyl Compounds
N2-6C	AREA 02 - WESTERN HIGHLANDS LANDILL	WHIDBEY_ISLAND_NAS	WLM	Monitoring well	1800342	-9999	-9999	Ground water	WI-AF-N2-6C-0218	WG	18-Feb-18	Perfluoroalkyl Compounds
N2-6C	AREA 02 - WESTERN HIGHLANDS LANDILL	WHIDBEY_ISLAND_NAS	WLM	Monitoring well	1800342	-9999	-9999	Ground water	WI-AF-N2-6C-0218	WG	18-Feb-18	Perfluoroalkyl Compounds
N2-6C	AREA 02 - WESTERN HIGHLANDS LANDILL	WHIDBEY_ISLAND_NAS	WLM	Monitoring well	1800342	-9999	-9999	Ground water	WI-AF-N2-6C-0218	WG	18-Feb-18	Perfluoroalkyl Compounds
N2-6C	AREA 02 - WESTERN HIGHLANDS LANDILL	WHIDBEY_ISLAND_NAS	WLM	Monitoring well	1800342	-9999	-9999	Ground water	WI-AF-N2-6C-0218	WG	18-Feb-18	Perfluoroalkyl Compounds
N2-6C	AREA 02 - WESTERN HIGHLANDS LANDILL	WHIDBEY_ISLAND_NAS	WLM	Monitoring well	1800342	-9999	-9999	Ground water	WI-AF-N2-6C-0218	WG	18-Feb-18	Perfluoroalkyl Compounds
N2-6C	AREA 02 - WESTERN HIGHLANDS LANDILL	WHIDBEY_ISLAND_NAS	WLM	Monitoring well	1800342	-9999	-9999	Ground water	WI-AF-N2-6C-0218	WG	18-Feb-18	Perfluoroalkyl Compounds

LOCATION_NAME	SITE_NAME	INSTALLATION_ID	LOCATION_TYPE	LOCATION_TYPE_DESC	SDG	COORD_X	COORD_Y	SAMPLE_MATRIX_DESC	SAMPLE_NAME	SAMPLE_MATRIX	COLLECT_DATE	ANALYTICAL_METHOD_GRP_DESC
N2-6C	AREA 02 - WESTERN HIGHLANDS LANDILL	WHIDBEY_ISLAND_NAS	WLM	Monitoring well	1800342	-9999	-9999	Ground water	WI-AF-N2-6C-0218	WG	18-Feb-18	Perfluoroalkyl Compounds
N2-6C	AREA 02 - WESTERN HIGHLANDS LANDILL	WHIDBEY_ISLAND_NAS	WLM	Monitoring well	1800342	-9999	-9999	Ground water	WI-AF-N2-6C-0218	WG	18-Feb-18	Perfluoroalkyl Compounds
N2-6C	AREA 02 - WESTERN HIGHLANDS LANDILL	WHIDBEY_ISLAND_NAS	WLM	Monitoring well	1800342	-9999	-9999	Ground water	WI-AF-N2-6C-0218	WG	18-Feb-18	Perfluoroalkyl Compounds
N2-6C	AREA 02 - WESTERN HIGHLANDS LANDILL	WHIDBEY_ISLAND_NAS	WLM	Monitoring well	1800342	-9999	-9999	Ground water	WI-AF-N2-6C-0218	WG	18-Feb-18	Perfluoroalkyl Compounds
N2-6C	AREA 02 - WESTERN HIGHLANDS LANDILL	WHIDBEY_ISLAND_NAS	WLM	Monitoring well	1800342	-9999	-9999	Ground water	WI-AF-N2-6C-0218	WG	18-Feb-18	Perfluoroalkyl Compounds
N2-3	AREA 02 - WESTERN HIGHLANDS LANDILL	WHIDBEY_ISLAND_NAS	WLM	Monitoring well	1800342	1188592	491030.2	Ground water	WI-AF-MW-N2-3-0218	WG	16-Feb-18	Perfluoroalkyl Compounds
N2-3	AREA 02 - WESTERN HIGHLANDS LANDILL	WHIDBEY_ISLAND_NAS	WLM	Monitoring well	1800342	1188592	491030.2	Ground water	WI-AF-MW-N2-3-0218	WG	16-Feb-18	Perfluoroalkyl Compounds
N2-3	AREA 02 - WESTERN HIGHLANDS LANDILL	WHIDBEY_ISLAND_NAS	WLM	Monitoring well	1800342	1188592	491030.2	Ground water	WI-AF-MW-N2-3-0218	WG	16-Feb-18	Perfluoroalkyl Compounds
N2-3	AREA 02 - WESTERN HIGHLANDS LANDILL	WHIDBEY_ISLAND_NAS	WLM	Monitoring well	1800342	1188592	491030.2	Ground water	WI-AF-MW-N2-3-0218	WG	16-Feb-18	Perfluoroalkyl Compounds
N2-3	AREA 02 - WESTERN HIGHLANDS LANDILL	WHIDBEY_ISLAND_NAS	WLM	Monitoring well	1800342	1188592	491030.2	Ground water	WI-AF-MW-N2-3-0218	WG	16-Feb-18	Perfluoroalkyl Compounds

LOCATION_NAME	SITE_NAME	INSTALLATION_ID	LOCATION_TYPE	LOCATION_TYPE_DESC	SDG	COORD_X	COORD_Y	SAMPLE_MATRIX_DESC	SAMPLE_NAME	SAMPLE_MATRIX	COLLECT_DATE	ANALYTICAL_METHOD_GRP_DESC
N2-3	AREA 02 - WESTERN HIGHLANDS LANDILL	WHIDBEY_ISLAND_NAS	WLM	Monitoring well	1800342	1188592	491030.2	Ground water	WI-AF-MW-N2-3-0218	WG	16-Feb-18	Perfluoroalkyl Compounds
N2-3	AREA 02 - WESTERN HIGHLANDS LANDILL	WHIDBEY_ISLAND_NAS	WLM	Monitoring well	1800342	1188592	491030.2	Ground water	WI-AF-MW-N2-3-0218	WG	16-Feb-18	Perfluoroalkyl Compounds
N2-3	AREA 02 - WESTERN HIGHLANDS LANDILL	WHIDBEY_ISLAND_NAS	WLM	Monitoring well	1800342	1188592	491030.2	Ground water	WI-AF-MW-N2-3-0218	WG	16-Feb-18	Perfluoroalkyl Compounds
N2-3	AREA 02 - WESTERN HIGHLANDS LANDILL	WHIDBEY_ISLAND_NAS	WLM	Monitoring well	1800342	1188592	491030.2	Ground water	WI-AF-MW-N2-3-0218	WG	16-Feb-18	Perfluoroalkyl Compounds
N2-3	AREA 02 - WESTERN HIGHLANDS LANDILL	WHIDBEY_ISLAND_NAS	WLM	Monitoring well	1800342	1188592	491030.2	Ground water	WI-AF-MW-N2-3-0218	WG	16-Feb-18	Perfluoroalkyl Compounds
N2-3	AREA 02 - WESTERN HIGHLANDS LANDILL	WHIDBEY_ISLAND_NAS	WLM	Monitoring well	1800342	1188592	491030.2	Ground water	WI-AF-MW-N2-3-0218	WG	16-Feb-18	Perfluoroalkyl Compounds
N2-3	AREA 02 - WESTERN HIGHLANDS LANDILL	WHIDBEY_ISLAND_NAS	WLM	Monitoring well	1800342	1188592	491030.2	Ground water	WI-AF-MW-N2-3-0218	WG	16-Feb-18	Perfluoroalkyl Compounds
N2-3	AREA 02 - WESTERN HIGHLANDS LANDILL	WHIDBEY_ISLAND_NAS	WLM	Monitoring well	1800342	1188592	491030.2	Ground water	WI-AF-MW-N2-3-0218	WG	16-Feb-18	Perfluoroalkyl Compounds
MW-201	FIRE TRAINING AREA	WHIDBEY_ISLAND_NAS	WLM	Monitoring well	1800342	1189455.54	491982.33	Ground water	WI-AF-MW-201-0218	WG	17-Feb-18	Perfluoroalkyl Compounds
MW-201	FIRE TRAINING AREA	WHIDBEY_ISLAND_NAS	WLM	Monitoring well	1800342	1189455.54	491982.33	Ground water	WI-AF-MW-201-0218	WG	17-Feb-18	Perfluoroalkyl Compounds
MW-201	FIRE TRAINING AREA	WHIDBEY_ISLAND_NAS	WLM	Monitoring well	1800342	1189455.54	491982.33	Ground water	WI-AF-MW-201-0218	WG	17-Feb-18	Perfluoroalkyl Compounds
MW-201	FIRE TRAINING AREA	WHIDBEY_ISLAND_NAS	WLM	Monitoring well	1800342	1189455.54	491982.33	Ground water	WI-AF-MW-201-0218	WG	17-Feb-18	Perfluoroalkyl Compounds
MW-201	FIRE TRAINING AREA	WHIDBEY_ISLAND_NAS	WLM	Monitoring well	1800342	1189455.54	491982.33	Ground water	WI-AF-MW-201-0218	WG	17-Feb-18	Perfluoroalkyl Compounds
MW-201	FIRE TRAINING AREA	WHIDBEY_ISLAND_NAS	WLM	Monitoring well	1800342	1189455.54	491982.33	Ground water	WI-AF-MW-201-0218	WG	17-Feb-18	Perfluoroalkyl Compounds

LOCATION_NAME	SITE_NAME	INSTALLATION_ID	LOCATION_TYPE	LOCATION_TYPE_DESC	SDG	COORD_X	COORD_Y	SAMPLE_MATRIX_DESC	SAMPLE_NAME	SAMPLE_MATRIX	COLLECT_DATE	ANALYTICAL_METHOD_GRP_DESC
MW-201	FIRE TRAINING AREA	WHIDBEY_ISLAND_NAS	WLM	Monitoring well	1800342	1189455.54	491982.33	Ground water	WI-AF-MW-201-0218	WG	17-Feb-18	Perfluoroalkyl Compounds
MW-201	FIRE TRAINING AREA	WHIDBEY_ISLAND_NAS	WLM	Monitoring well	1800342	1189455.54	491982.33	Ground water	WI-AF-MW-201-0218	WG	17-Feb-18	Perfluoroalkyl Compounds
MW-201	FIRE TRAINING AREA	WHIDBEY_ISLAND_NAS	WLM	Monitoring well	1800342	1189455.54	491982.33	Ground water	WI-AF-MW-201-0218	WG	17-Feb-18	Perfluoroalkyl Compounds
MW-201	FIRE TRAINING AREA	WHIDBEY_ISLAND_NAS	WLM	Monitoring well	1800342	1189455.54	491982.33	Ground water	WI-AF-MW-201-0218	WG	17-Feb-18	Perfluoroalkyl Compounds
MW-201	FIRE TRAINING AREA	WHIDBEY_ISLAND_NAS	WLM	Monitoring well	1800342	1189455.54	491982.33	Ground water	WI-AF-MW-201-0218	WG	17-Feb-18	Perfluoroalkyl Compounds
MW-201	FIRE TRAINING AREA	WHIDBEY_ISLAND_NAS	WLM	Monitoring well	1800342	1189455.54	491982.33	Ground water	WI-AF-MW-201-0218	WG	17-Feb-18	Perfluoroalkyl Compounds
MW-201	FIRE TRAINING AREA	WHIDBEY_ISLAND_NAS	WLM	Monitoring well	1800342	1189455.54	491982.33	Ground water	WI-AF-MW-201-0218	WG	17-Feb-18	Perfluoroalkyl Compounds