



**Groundwater Sample Results,
Level 2 Laboratory Report, Level 4 Laboratory Report,
Electronic Data Deliverable, Data Validation Report,
and the Sample Location Report, SDG 1800346**

*Naval Air Station Whidbey Island
Oak Harbor, Washington*

June 2019

March 13, 2018

Vista Work Order No. 1800346

Ms. Tiffany Hill
CH2M Hill
1100 NE Circle Blvd. Suite 300
Corvallis, OR 97330

Dear Ms. Hill,

Enclosed are the results for the sample set received at Vista Analytical Laboratory on February 21, 2018. This sample set was analyzed on a rush turn-around time, under your Project Name 'NASWI Ault Field'.

Vista Analytical Laboratory is committed to serving you effectively. If you require additional information, please contact me at 916-673-1520 or by email at mmaier@vista-analytical.com.

Thank you for choosing Vista as part of your analytical support team.

Sincerely,

Martha Maier
Laboratory Director



Vista Analytical Laboratory certifies that the report herein meets all the requirements set forth by NELAP for those applicable test methods. Results relate only to the samples as received by the laboratory. This report should not be reproduced except in full without the written approval of Vista.

Vista Work Order No. 1800346

Case Narrative

Sample Condition on Receipt:

Two aqueous samples and three soil samples were received in good condition and within the method temperature requirements. The samples were received and stored securely in accordance with Vista standard operating procedures and EPA methodology.

Analytical Notes:

Modified EPA Method 537

The aqueous samples were extracted and analyzed for a selected list of PFAS using Modified EPA Method 537.

Holding Times

The samples were extracted and analyzed within the method hold times.

Quality Control

The Initial Calibration and Continuing Calibration Verifications met the method acceptance criteria.

A Method Blank and Ongoing Precision and Recovery (OPR) sample were extracted and analyzed with the preparation batch. No analytes were detected in the Method Blank above 1/2 the LOQ. The OPR recoveries were within the method acceptance criteria.

The extract of the OPR was re-injected because one or more Injection Internal Standard Analyte response areas were outside of criteria. The results were similar in the second injection. The results from the original injection have been reported.

The labeled standard recoveries for all QC and field samples were within the acceptance criteria.

VAL-PFAS

The soil samples were extracted and analyzed for a selected list of PFAS using VAL Method PFAS.

Holding Times

The samples were extracted and analyzed within the hold times.

Quality Control

The Initial Calibration and Continuing Calibration Verifications met the method acceptance criteria.

A Method Blank and Ongoing Precision and Recovery (OPR) sample were extracted and analyzed with the preparation batch. No analytes were detected in the Method Blank above 1/2 the LOQ. The OPR recoveries

were within the method acceptance criteria.

The labeled standard recoveries outside the acceptance criteria are listed in the table below.

As requested, an MS/MSD was performed on sample "WI-AF-SB615-6768-0218". The MS/MSD recoveries and/or RPDs were out of the acceptance criteria for PFHxA, PFHpA, PFHxS, PFOA, PFDA, EtFOSAA, and PFTeDA.

QC Anomalies

LabNumber	SampleName	Analysis	Analyte	Flag	%Rec
1800346-04	WI-AF-SB615-0001-0218	VAL - PFAS	13C3-PFBS	H	43.5
B8B0151-BS1	B8B0151-BS1	VAL - PFAS	d3-MeFOSAA	H	47.8

H = Recovery was outside laboratory acceptance criteria.

TABLE OF CONTENTS

Case Narrative.....	1
Table of Contents.....	4
Sample Inventory.....	5
Analytical Results.....	6
Qualifiers.....	17
Certifications.....	18
Sample Receipt.....	19

Sample Inventory Report

Vista Sample ID	Client Sample ID	Sampled	Received	Components/Containers
1800346-01	WI-AF-SB-FB01-021418	14-Feb-18 17:50	21-Feb-18 09:00	HDPE Bottle, 125 mL HDPE Bottle, 125 mL
1800346-02	WI-AF-SB-FB01-021318	13-Feb-18 15:30	21-Feb-18 09:00	HDPE Bottle, 125 mL HDPE Bottle, 125 mL
1800346-03	WI-AF-SB615-6768-0218	MS/MSD14-Feb-18 11:30	21-Feb-18 09:00	HDPE Jar, 6 oz HDPE Jar, 6 oz HDPE Jar, 6 oz
1800346-04	WI-AF-SB615-0001-0218	13-Feb-18 14:30	21-Feb-18 09:00	HDPE Jar, 6 oz
1800346-05	WI-AF-SB615-0506-0218	13-Feb-18 14:45	21-Feb-18 09:00	HDPE Jar, 6 oz

ANALYTICAL RESULTS

Sample ID: Method Blank
Modified EPA Method 537

Client Data				Laboratory Data			
Name:	CH2M Hill	Matrix:	Aqueous	Lab Sample:	B8B0147-BLK1	Column:	BEH C18
Project:	NASWI Ault Field						

Analyte	Conc. (ng/L)	DL	LOD	LOQ	Qualifiers	Batch	Extracted	Samp Size	Analyzed	Dilution
PFBS	ND	0.895	2.50	4.00		B8B0147	26-Feb-18	0.250 L	07-Mar-18 19:49	1
PFHxA	ND	1.09	2.50	4.00		B8B0147	26-Feb-18	0.250 L	07-Mar-18 19:49	1
PFHpA	ND	0.296	2.50	4.00		B8B0147	26-Feb-18	0.250 L	07-Mar-18 19:49	1
PFHxS	ND	0.474	2.50	4.00		B8B0147	26-Feb-18	0.250 L	07-Mar-18 19:49	1
PFOA	ND	0.326	2.50	4.00		B8B0147	26-Feb-18	0.250 L	07-Mar-18 19:49	1
PFOS	ND	0.404	2.50	4.00		B8B0147	26-Feb-18	0.250 L	07-Mar-18 19:49	1
PFNA	ND	0.405	2.50	4.00		B8B0147	26-Feb-18	0.250 L	07-Mar-18 19:49	1
PFDA	ND	0.745	2.50	4.00		B8B0147	26-Feb-18	0.250 L	07-Mar-18 19:49	1
MeFOSAA	ND	0.825	2.50	4.00		B8B0147	26-Feb-18	0.250 L	07-Mar-18 19:49	1
PFUnA	ND	0.525	2.50	4.00		B8B0147	26-Feb-18	0.250 L	07-Mar-18 19:49	1
EtFOSAA	ND	0.685	2.50	4.00		B8B0147	26-Feb-18	0.250 L	07-Mar-18 19:49	1
PFDoA	ND	0.396	2.50	4.00		B8B0147	26-Feb-18	0.250 L	07-Mar-18 19:49	1
PFTeDA	ND	0.247	2.50	4.00		B8B0147	26-Feb-18	0.250 L	07-Mar-18 19:49	1
PFTeDA	ND	0.378	2.50	4.00		B8B0147	26-Feb-18	0.250 L	07-Mar-18 19:49	1

Labeled Standards	Type	% Recovery	Limits	Qualifiers	Batch	Extracted	Samp Size	Analyzed	Dilution
13C3-PFBS	IS	98.1	50 - 150		B8B0147	26-Feb-18	0.250 L	07-Mar-18 19:49	1
13C2-PFHxA	IS	102	50 - 150		B8B0147	26-Feb-18	0.250 L	07-Mar-18 19:49	1
13C4-PFHpA	IS	99.4	50 - 150		B8B0147	26-Feb-18	0.250 L	07-Mar-18 19:49	1
18O2-PFHxS	IS	103	50 - 150		B8B0147	26-Feb-18	0.250 L	07-Mar-18 19:49	1
13C2-PFOA	IS	83.2	50 - 150		B8B0147	26-Feb-18	0.250 L	07-Mar-18 19:49	1
13C8-PFOS	IS	90.6	50 - 150		B8B0147	26-Feb-18	0.250 L	07-Mar-18 19:49	1
13C5-PFNA	IS	91.6	50 - 150		B8B0147	26-Feb-18	0.250 L	07-Mar-18 19:49	1
13C2-PFDA	IS	75.0	50 - 150		B8B0147	26-Feb-18	0.250 L	07-Mar-18 19:49	1
d3-MeFOSAA	IS	76.7	50 - 150		B8B0147	26-Feb-18	0.250 L	07-Mar-18 19:49	1
13C2-PFUnA	IS	71.0	50 - 150		B8B0147	26-Feb-18	0.250 L	07-Mar-18 19:49	1
d5-EtFOSAA	IS	74.7	50 - 150		B8B0147	26-Feb-18	0.250 L	07-Mar-18 19:49	1
13C2-PFDoA	IS	67.3	50 - 150		B8B0147	26-Feb-18	0.250 L	07-Mar-18 19:49	1
13C2-PFTeDA	IS	79.5	50 - 150		B8B0147	26-Feb-18	0.250 L	07-Mar-18 19:49	1

DL - Detection Limit

 LOD - Limit of Detection
 LOQ - Limit of quantitation

 LCL-UCL- Lower control limit - upper control limit
 Results reported to the DL.

 When reported, PFHxS, PFOA and PFOS include both linear and branched isomers.
 Only the linear isomer is reported for all other analytes.

Sample ID: OPR

Modified EPA Method 537

Client Data				Laboratory Data			
Name:	CH2M Hill	Matrix:	Aqueous	Lab Sample:	B8B0147-BS1	Column:	BEH C18
Project:	NASWI Ault Field						

Analyte	Amt Found (ng/L)	Spike Amt	% Rec	Limits	Qualifiers	Batch	Extracted	Samp Size	Analyzed	Dilution
PFBS	46.1	40.0	115	70-130		B8B0147	26-Feb-18	0.250 L	07-Mar-18 19:38	1
PFHxA	46.8	40.0	117	70-130		B8B0147	26-Feb-18	0.250 L	07-Mar-18 19:38	1
PFHpA	45.8	40.0	115	70-130		B8B0147	26-Feb-18	0.250 L	07-Mar-18 19:38	1
PFHxS	50.8	40.0	127	70-130		B8B0147	26-Feb-18	0.250 L	07-Mar-18 19:38	1
PFOA	48.5	40.0	121	70-130		B8B0147	26-Feb-18	0.250 L	07-Mar-18 19:38	1
PFOS	38.5	40.0	96.3	70-130		B8B0147	26-Feb-18	0.250 L	07-Mar-18 19:38	1
PFNA	42.7	40.0	107	70-130		B8B0147	26-Feb-18	0.250 L	07-Mar-18 19:38	1
PFDA	52.8	40.0	132	70-130		B8B0147	26-Feb-18	0.250 L	07-Mar-18 19:38	1
MeFOSAA	39.5	40.0	98.7	70-130		B8B0147	26-Feb-18	0.250 L	07-Mar-18 19:38	1
PFOA	35.3	40.0	88.3	70-130		B8B0147	26-Feb-18	0.250 L	07-Mar-18 19:38	1
EtFOSAA	49.3	40.0	123	70-130		B8B0147	26-Feb-18	0.250 L	07-Mar-18 19:38	1
PFDoA	45.8	40.0	115	70-130		B8B0147	26-Feb-18	0.250 L	07-Mar-18 19:38	1
PFTrDA	47.5	40.0	119	60-130		B8B0147	26-Feb-18	0.250 L	07-Mar-18 19:38	1
PFTeDA	51.6	40.0	129	70-130		B8B0147	26-Feb-18	0.250 L	07-Mar-18 19:38	1

Labeled Standards	Type	% Rec	Limits	Qualifiers	Batch	Extracted	Samp Size	Analyzed	Dilution
13C3-PFBS	IS	110	50- 150		B8B0147	26-Feb-18	0.250 L	07-Mar-18 19:38	1
13C2-PFHxA	IS	97.2	50- 150		B8B0147	26-Feb-18	0.250 L	07-Mar-18 19:38	1
13C4-PFHpA	IS	104	50- 150		B8B0147	26-Feb-18	0.250 L	07-Mar-18 19:38	1
18O2-PFHxS	IS	94.1	50- 150		B8B0147	26-Feb-18	0.250 L	07-Mar-18 19:38	1
13C2-PFOA	IS	87.1	50- 150		B8B0147	26-Feb-18	0.250 L	07-Mar-18 19:38	1
13C8-PFOS	IS	104	50- 150		B8B0147	26-Feb-18	0.250 L	07-Mar-18 19:38	1
13C5-PFNA	IS	97.5	50- 150		B8B0147	26-Feb-18	0.250 L	07-Mar-18 19:38	1
13C2-PFDA	IS	77.6	50- 150		B8B0147	26-Feb-18	0.250 L	07-Mar-18 19:38	1
d3-MeFOSAA	IS	93.0	50- 150		B8B0147	26-Feb-18	0.250 L	07-Mar-18 19:38	1
13C2-PFOA	IS	92.6	50- 150		B8B0147	26-Feb-18	0.250 L	07-Mar-18 19:38	1
d5-EtFOSAA	IS	89.8	50- 150		B8B0147	26-Feb-18	0.250 L	07-Mar-18 19:38	1
13C2-PFDoA	IS	87.9	50- 150		B8B0147	26-Feb-18	0.250 L	07-Mar-18 19:38	1
13C2-PFTeDA	IS	78.6	50- 150		B8B0147	26-Feb-18	0.250 L	07-Mar-18 19:38	1

Sample ID: WI-AF-SB-FB01-021418

Modified EPA Method 537

Client Data				Laboratory Data			
Name:	CH2M Hill	Matrix:	Aqueous	Lab Sample:	1800346-01	Column:	BEH C18
Project:	NASWI Ault Field	Date Collected:	14-Feb-18 17:50	Date Received:	21-Feb-18 09:00		
Location:	MW-615						

Analyte	Conc. (ng/L)	DL	LOD	LOQ	Qualifiers	Batch	Extracted	Samp Size	Analyzed	Dilution
PFBS	ND	1.91	5.34	8.54		B8B0147	26-Feb-18	0.117 L	07-Mar-18 23:16	1
PFHxA	ND	2.33	5.34	8.54		B8B0147	26-Feb-18	0.117 L	07-Mar-18 23:16	1
PFHpA	ND	0.631	5.34	8.54		B8B0147	26-Feb-18	0.117 L	07-Mar-18 23:16	1
PFHxS	ND	1.01	5.34	8.54		B8B0147	26-Feb-18	0.117 L	07-Mar-18 23:16	1
PFOA	ND	0.695	5.34	8.54		B8B0147	26-Feb-18	0.117 L	07-Mar-18 23:16	1
PFOS	2.20	0.861	5.34	8.54	J	B8B0147	26-Feb-18	0.117 L	07-Mar-18 23:16	1
PFNA	ND	0.864	5.34	8.54		B8B0147	26-Feb-18	0.117 L	07-Mar-18 23:16	1
PFDA	ND	1.59	5.34	8.54		B8B0147	26-Feb-18	0.117 L	07-Mar-18 23:16	1
MeFOSAA	ND	1.76	5.34	8.54		B8B0147	26-Feb-18	0.117 L	07-Mar-18 23:16	1
PFOA	ND	1.12	5.34	8.54		B8B0147	26-Feb-18	0.117 L	07-Mar-18 23:16	1
EtFOSAA	ND	1.46	5.34	8.54		B8B0147	26-Feb-18	0.117 L	07-Mar-18 23:16	1
PFDaA	ND	0.845	5.34	8.54		B8B0147	26-Feb-18	0.117 L	07-Mar-18 23:16	1
PFTeDA	ND	0.527	5.34	8.54		B8B0147	26-Feb-18	0.117 L	07-Mar-18 23:16	1
PFTeDA	ND	0.806	5.34	8.54		B8B0147	26-Feb-18	0.117 L	07-Mar-18 23:16	1

Labeled Standards	Type	% Recovery	Limits	Qualifiers	Batch	Extracted	Samp Size	Analyzed	Dilution
13C3-PFBS	IS	112	50 - 150		B8B0147	26-Feb-18	0.117 L	07-Mar-18 23:16	1
13C2-PFHxA	IS	101	50 - 150		B8B0147	26-Feb-18	0.117 L	07-Mar-18 23:16	1
13C4-PFHpA	IS	102	50 - 150		B8B0147	26-Feb-18	0.117 L	07-Mar-18 23:16	1
18O2-PFHxS	IS	106	50 - 150		B8B0147	26-Feb-18	0.117 L	07-Mar-18 23:16	1
13C2-PFOA	IS	91.1	50 - 150		B8B0147	26-Feb-18	0.117 L	07-Mar-18 23:16	1
13C8-PFOS	IS	104	50 - 150		B8B0147	26-Feb-18	0.117 L	07-Mar-18 23:16	1
13C5-PFNA	IS	90.8	50 - 150		B8B0147	26-Feb-18	0.117 L	07-Mar-18 23:16	1
13C2-PFDA	IS	76.2	50 - 150		B8B0147	26-Feb-18	0.117 L	07-Mar-18 23:16	1
d3-MeFOSAA	IS	79.0	50 - 150		B8B0147	26-Feb-18	0.117 L	07-Mar-18 23:16	1
13C2-PFOA	IS	79.7	50 - 150		B8B0147	26-Feb-18	0.117 L	07-Mar-18 23:16	1
d5-EtFOSAA	IS	82.0	50 - 150		B8B0147	26-Feb-18	0.117 L	07-Mar-18 23:16	1
13C2-PFDaA	IS	85.7	50 - 150		B8B0147	26-Feb-18	0.117 L	07-Mar-18 23:16	1
13C2-PFTeDA	IS	67.1	50 - 150		B8B0147	26-Feb-18	0.117 L	07-Mar-18 23:16	1

DL - Detection Limit

LOD - Limit of Detection
LOQ - Limit of quantitation

LCL-UCL- Lower control limit - upper control limit
Results reported to the DL.

When reported, PFHxS, PFOA and PFOS include both linear and branched isomers.
Only the linear isomer is reported for all other analytes.

Sample ID: WI-AF-SB-FB01-021318

Modified EPA Method 537

Client Data				Laboratory Data			
Name:	CH2M Hill	Matrix:	Aqueous	Lab Sample:	1800346-02	Column:	BEH C18
Project:	NASWI Ault Field	Date Collected:	13-Feb-18 15:30	Date Received:	21-Feb-18 09:00		
Location:	MW-615						

Analyte	Conc. (ng/L)	DL	LOD	LOQ	Qualifiers	Batch	Extracted	Samp Size	Analyzed	Dilution
PFBS	ND	1.98	5.53	8.84		B8B0147	26-Feb-18	0.113 L	07-Mar-18 23:28	1
PFHxA	ND	2.41	5.53	8.84		B8B0147	26-Feb-18	0.113 L	07-Mar-18 23:28	1
PFHpA	ND	0.653	5.53	8.84		B8B0147	26-Feb-18	0.113 L	07-Mar-18 23:28	1
PFHxS	ND	1.05	5.53	8.84		B8B0147	26-Feb-18	0.113 L	07-Mar-18 23:28	1
PFOA	ND	0.719	5.53	8.84		B8B0147	26-Feb-18	0.113 L	07-Mar-18 23:28	1
PFOS	2.08	0.891	5.53	8.84	J	B8B0147	26-Feb-18	0.113 L	07-Mar-18 23:28	1
PFNA	ND	0.895	5.53	8.84		B8B0147	26-Feb-18	0.113 L	07-Mar-18 23:28	1
PFDA	ND	1.65	5.53	8.84		B8B0147	26-Feb-18	0.113 L	07-Mar-18 23:28	1
MeFOSAA	ND	1.82	5.53	8.84		B8B0147	26-Feb-18	0.113 L	07-Mar-18 23:28	1
PFOA	ND	1.16	5.53	8.84		B8B0147	26-Feb-18	0.113 L	07-Mar-18 23:28	1
EtFOSAA	ND	1.51	5.53	8.84		B8B0147	26-Feb-18	0.113 L	07-Mar-18 23:28	1
PFDaA	ND	0.875	5.53	8.84		B8B0147	26-Feb-18	0.113 L	07-Mar-18 23:28	1
PFTDA	ND	0.546	5.53	8.84		B8B0147	26-Feb-18	0.113 L	07-Mar-18 23:28	1
PFTeDA	ND	0.834	5.53	8.84		B8B0147	26-Feb-18	0.113 L	07-Mar-18 23:28	1

Labeled Standards	Type	% Recovery	Limits	Qualifiers	Batch	Extracted	Samp Size	Analyzed	Dilution
13C3-PFBS	IS	112	50 - 150		B8B0147	26-Feb-18	0.113 L	07-Mar-18 23:28	1
13C2-PFHxA	IS	92.8	50 - 150		B8B0147	26-Feb-18	0.113 L	07-Mar-18 23:28	1
13C4-PFHpA	IS	94.0	50 - 150		B8B0147	26-Feb-18	0.113 L	07-Mar-18 23:28	1
18O2-PFHxS	IS	92.8	50 - 150		B8B0147	26-Feb-18	0.113 L	07-Mar-18 23:28	1
13C2-PFOA	IS	86.3	50 - 150		B8B0147	26-Feb-18	0.113 L	07-Mar-18 23:28	1
13C8-PFOS	IS	87.1	50 - 150		B8B0147	26-Feb-18	0.113 L	07-Mar-18 23:28	1
13C5-PFNA	IS	90.6	50 - 150		B8B0147	26-Feb-18	0.113 L	07-Mar-18 23:28	1
13C2-PFDA	IS	80.6	50 - 150		B8B0147	26-Feb-18	0.113 L	07-Mar-18 23:28	1
d3-MeFOSAA	IS	67.7	50 - 150		B8B0147	26-Feb-18	0.113 L	07-Mar-18 23:28	1
13C2-PFOA	IS	60.0	50 - 150		B8B0147	26-Feb-18	0.113 L	07-Mar-18 23:28	1
d5-EtFOSAA	IS	64.5	50 - 150		B8B0147	26-Feb-18	0.113 L	07-Mar-18 23:28	1
13C2-PFDaA	IS	72.7	50 - 150		B8B0147	26-Feb-18	0.113 L	07-Mar-18 23:28	1
13C2-PFTeDA	IS	70.1	50 - 150		B8B0147	26-Feb-18	0.113 L	07-Mar-18 23:28	1

DL - Detection Limit

LOD - Limit of Detection
LOQ - Limit of quantitation

LCL-UCL- Lower control limit - upper control limit
Results reported to the DL.

When reported, PFHxS, PFOA and PFOS include both linear and branched isomers.
Only the linear isomer is reported for all other analytes.

Sample ID: Method Blank **VAL - PFAS**

Client Data				Laboratory Data			
Name:	CH2M Hill	Matrix:	Solid	Lab Sample:	B8B0151-BLK1	Column:	BEH C18
Project:	NASWI Ault Field						

Analyte	Conc. (ng/g)	DL	LOD	LOQ	Qualifiers	Batch	Extracted	Samp Size	Analyzed	Dilution
PFBS	ND	0.363	1.00	2.00		B8B0151	27-Feb-18	1.00 g	08-Mar-18 05:01	1
PFHxA	ND	0.203	1.00	2.00		B8B0151	27-Feb-18	1.00 g	08-Mar-18 05:01	1
PFHpA	ND	0.205	1.00	2.00		B8B0151	27-Feb-18	1.00 g	08-Mar-18 05:01	1
PFHxS	ND	0.310	1.00	2.00		B8B0151	27-Feb-18	1.00 g	08-Mar-18 05:01	1
PFOA	ND	0.236	1.00	2.00		B8B0151	27-Feb-18	1.00 g	08-Mar-18 05:01	1
PFOS	ND	0.845	1.00	2.00		B8B0151	27-Feb-18	1.00 g	08-Mar-18 05:01	1
PFNA	ND	0.178	1.00	2.00		B8B0151	27-Feb-18	1.00 g	08-Mar-18 05:01	1
PFDA	ND	0.256	1.00	2.00		B8B0151	27-Feb-18	1.00 g	08-Mar-18 05:01	1
MeFOSAA	ND	0.302	1.00	2.00		B8B0151	27-Feb-18	1.00 g	08-Mar-18 05:01	1
PFOA	ND	0.354	1.00	2.00		B8B0151	27-Feb-18	1.00 g	08-Mar-18 05:01	1
EtFOSAA	ND	0.321	1.00	2.00		B8B0151	27-Feb-18	1.00 g	08-Mar-18 05:01	1
PFOA	ND	0.276	1.00	2.00		B8B0151	27-Feb-18	1.00 g	08-Mar-18 05:01	1
PFOA	ND	0.122	1.00	2.00		B8B0151	27-Feb-18	1.00 g	08-Mar-18 05:01	1
PFOA	ND	0.198	1.00	2.00		B8B0151	27-Feb-18	1.00 g	08-Mar-18 05:01	1

Labeled Standards	Type	% Recovery	Limits	Qualifiers	Batch	Extracted	Samp Size	Analyzed	Dilution
13C3-PFBS	IS	102	50 - 150		B8B0151	27-Feb-18	1.00 g	08-Mar-18 05:01	1
13C2-PFHxA	IS	90.7	50 - 150		B8B0151	27-Feb-18	1.00 g	08-Mar-18 05:01	1
13C4-PFHpA	IS	89.6	50 - 150		B8B0151	27-Feb-18	1.00 g	08-Mar-18 05:01	1
18O2-PFHxS	IS	105	50 - 150		B8B0151	27-Feb-18	1.00 g	08-Mar-18 05:01	1
13C2-PFOA	IS	84.3	50 - 150		B8B0151	27-Feb-18	1.00 g	08-Mar-18 05:01	1
13C8-PFOS	IS	95.0	50 - 150		B8B0151	27-Feb-18	1.00 g	08-Mar-18 05:01	1
13C5-PFNA	IS	85.0	50 - 150		B8B0151	27-Feb-18	1.00 g	08-Mar-18 05:01	1
13C2-PFDA	IS	78.4	50 - 150		B8B0151	27-Feb-18	1.00 g	08-Mar-18 05:01	1
d3-MeFOSAA	IS	64.9	50 - 150		B8B0151	27-Feb-18	1.00 g	08-Mar-18 05:01	1
13C2-PFOA	IS	84.2	50 - 150		B8B0151	27-Feb-18	1.00 g	08-Mar-18 05:01	1
d5-EtFOSAA	IS	69.3	50 - 150		B8B0151	27-Feb-18	1.00 g	08-Mar-18 05:01	1
13C2-PFOA	IS	64.4	50 - 150		B8B0151	27-Feb-18	1.00 g	08-Mar-18 05:01	1
13C2-PFOA	IS	57.7	50 - 150		B8B0151	27-Feb-18	1.00 g	08-Mar-18 05:01	1

DL - Detection Limit

LOD - Limit of Detection
LOQ - Limit of quantitation

LCL-UCL- Lower control limit - upper control limit
The results are reported in dry weight.
The sample size is reported in wet weight.
Results reported to the DL.

When reported, PFHxS, PFOA and PFOS include both linear and branched isomers.
Only the linear isomer is reported for all other analytes.

Sample ID: OPR

VAL - PFAS

Client Data				Laboratory Data			
Name:	CH2M Hill	Matrix:	Solid	Lab Sample:	B8B0151-BS1	Column:	BEH C18
Project:	NASWI Ault Field						

Analyte	Amt Found (ng/g)	Spike Amt	% Rec	Limits	Qualifiers	Batch	Extracted	Samp Size	Analyzed	Dilution
PFBS	11.3	10.0	113	70-130		B8B0151	27-Feb-18	1.00 g	08-Mar-18 04:49	1
PFHxA	12.5	10.0	125	70-130		B8B0151	27-Feb-18	1.00 g	08-Mar-18 04:49	1
PFHpA	11.2	10.0	112	70-130		B8B0151	27-Feb-18	1.00 g	08-Mar-18 04:49	1
PFHxS	10.9	10.0	109	70-130		B8B0151	27-Feb-18	1.00 g	08-Mar-18 04:49	1
PFOA	11.7	10.0	117	70-130		B8B0151	27-Feb-18	1.00 g	08-Mar-18 04:49	1
PFOS	9.69	10.0	96.9	70-130		B8B0151	27-Feb-18	1.00 g	08-Mar-18 04:49	1
PFNA	11.2	10.0	112	70-130		B8B0151	27-Feb-18	1.00 g	08-Mar-18 04:49	1
PFDA	11.7	10.0	117	70-130		B8B0151	27-Feb-18	1.00 g	08-Mar-18 04:49	1
MeFOSAA	11.1	10.0	111	70-130		B8B0151	27-Feb-18	1.00 g	08-Mar-18 04:49	1
PFUnA	12.2	10.0	122	70-130		B8B0151	27-Feb-18	1.00 g	08-Mar-18 04:49	1
EtFOSAA	11.8	10.0	118	70-130		B8B0151	27-Feb-18	1.00 g	08-Mar-18 04:49	1
PFDoA	12.6	10.0	126	70-130		B8B0151	27-Feb-18	1.00 g	08-Mar-18 04:49	1
PFTTrDA	11.8	10.0	118	60-130		B8B0151	27-Feb-18	1.00 g	08-Mar-18 04:49	1
PFTeDA	12.0	10.0	120	70-130		B8B0151	27-Feb-18	1.00 g	08-Mar-18 04:49	1

Labeled Standards	Type	% Rec	Limits	Qualifiers	Batch	Extracted	Samp Size	Analyzed	Dilution
13C3-PFBS	IS	106	50- 150		B8B0151	27-Feb-18	1.00 g	08-Mar-18 04:49	1
13C2-PFHxA	IS	74.2	50- 150		B8B0151	27-Feb-18	1.00 g	08-Mar-18 04:49	1
13C4-PFHpA	IS	82.8	50- 150		B8B0151	27-Feb-18	1.00 g	08-Mar-18 04:49	1
18O2-PFHxS	IS	95.6	50- 150		B8B0151	27-Feb-18	1.00 g	08-Mar-18 04:49	1
13C2-PFOA	IS	78.8	50- 150		B8B0151	27-Feb-18	1.00 g	08-Mar-18 04:49	1
13C8-PFOS	IS	81.7	50- 150		B8B0151	27-Feb-18	1.00 g	08-Mar-18 04:49	1
13C5-PFNA	IS	80.9	50- 150		B8B0151	27-Feb-18	1.00 g	08-Mar-18 04:49	1
13C2-PFDA	IS	82.1	50- 150		B8B0151	27-Feb-18	1.00 g	08-Mar-18 04:49	1
d3-MeFOSAA	IS	47.8	50- 150	H	B8B0151	27-Feb-18	1.00 g	08-Mar-18 04:49	1
13C2-PFUnA	IS	61.7	50- 150		B8B0151	27-Feb-18	1.00 g	08-Mar-18 04:49	1
d5-EtFOSAA	IS	60.1	50- 150		B8B0151	27-Feb-18	1.00 g	08-Mar-18 04:49	1
13C2-PFDoA	IS	53.1	50- 150		B8B0151	27-Feb-18	1.00 g	08-Mar-18 04:49	1
13C2-PFTeDA	IS	53.6	50- 150		B8B0151	27-Feb-18	1.00 g	08-Mar-18 04:49	1

Sample ID: WI-AF-SB615-6768-0218

VAL - PFAS

Client Data				Laboratory Data			
Name:	CH2M Hill	Matrix:	Soil	Lab Sample:	1800346-03	Column:	BEH C18
Project:	NASWI Ault Field	Date Collected:	14-Feb-18 11:30	Date Received:	21-Feb-18 09:00		
Location:	MW-615			% Solids:	87.1		

Analyte	Conc. (ng/g)	DL	LOD	LOQ	Qualifiers	Batch	Extracted	Samp Size	Analyzed	Dilution
PFBS	ND	0.386	1.06	2.13		B8B0151	27-Feb-18	1.08 g	08-Mar-18 05:35	1
PFHxA	ND	0.216	1.06	2.13		B8B0151	27-Feb-18	1.08 g	08-Mar-18 05:35	1
PFHpA	ND	0.218	1.06	2.13		B8B0151	27-Feb-18	1.08 g	08-Mar-18 05:35	1
PFHxS	ND	0.330	1.06	2.13		B8B0151	27-Feb-18	1.08 g	08-Mar-18 05:35	1
PFOA	ND	0.251	1.06	2.13		B8B0151	27-Feb-18	1.08 g	08-Mar-18 05:35	1
PFOS	ND	0.899	1.06	2.13		B8B0151	27-Feb-18	1.08 g	08-Mar-18 05:35	1
PFNA	ND	0.189	1.06	2.13		B8B0151	27-Feb-18	1.08 g	08-Mar-18 05:35	1
PFDA	ND	0.272	1.06	2.13		B8B0151	27-Feb-18	1.08 g	08-Mar-18 05:35	1
MeFOSAA	ND	0.321	1.06	2.13		B8B0151	27-Feb-18	1.08 g	08-Mar-18 05:35	1
PFUnA	ND	0.376	1.06	2.13		B8B0151	27-Feb-18	1.08 g	08-Mar-18 05:35	1
EtFOSAA	ND	0.341	1.06	2.13		B8B0151	27-Feb-18	1.08 g	08-Mar-18 05:35	1
PFDoA	ND	0.293	1.06	2.13		B8B0151	27-Feb-18	1.08 g	08-Mar-18 05:35	1
PFTrDA	ND	0.130	1.06	2.13		B8B0151	27-Feb-18	1.08 g	08-Mar-18 05:35	1
PFTeDA	ND	0.211	1.06	2.13		B8B0151	27-Feb-18	1.08 g	08-Mar-18 05:35	1

Labeled Standards	Type	% Recovery	Limits	Qualifiers	Batch	Extracted	Samp Size	Analyzed	Dilution
13C3-PFBS	IS	98.9	50 - 150		B8B0151	27-Feb-18	1.08 g	08-Mar-18 05:35	1
13C2-PFHxA	IS	80.7	50 - 150		B8B0151	27-Feb-18	1.08 g	08-Mar-18 05:35	1
13C4-PFHpA	IS	85.8	50 - 150		B8B0151	27-Feb-18	1.08 g	08-Mar-18 05:35	1
18O2-PFHxS	IS	92.4	50 - 150		B8B0151	27-Feb-18	1.08 g	08-Mar-18 05:35	1
13C2-PFOA	IS	78.5	50 - 150		B8B0151	27-Feb-18	1.08 g	08-Mar-18 05:35	1
13C8-PFOS	IS	88.9	50 - 150		B8B0151	27-Feb-18	1.08 g	08-Mar-18 05:35	1
13C5-PFNA	IS	95.8	50 - 150		B8B0151	27-Feb-18	1.08 g	08-Mar-18 05:35	1
13C2-PFDA	IS	79.6	50 - 150		B8B0151	27-Feb-18	1.08 g	08-Mar-18 05:35	1
d3-MeFOSAA	IS	72.7	50 - 150		B8B0151	27-Feb-18	1.08 g	08-Mar-18 05:35	1
13C2-PFUnA	IS	71.3	50 - 150		B8B0151	27-Feb-18	1.08 g	08-Mar-18 05:35	1
d5-EtFOSAA	IS	85.8	50 - 150		B8B0151	27-Feb-18	1.08 g	08-Mar-18 05:35	1
13C2-PFDoA	IS	86.7	50 - 150		B8B0151	27-Feb-18	1.08 g	08-Mar-18 05:35	1
13C2-PFTeDA	IS	72.1	50 - 150		B8B0151	27-Feb-18	1.08 g	08-Mar-18 05:35	1

DL - Detection Limit

LOD - Limit of Detection
LOQ - Limit of quantitation

LCL-UCL- Lower control limit - upper control limit
The results are reported in dry weight.
The sample size is reported in wet weight.
Results reported to the DL.

When reported, PFHxS, PFOA and PFOS include both linear and branched isomers.
Only the linear isomer is reported for all other analytes.

Matrix Spike Results

VAL - PFAS

Source Client ID: WI-AF-SB615-6768-0218	QC Batch: B8B0151	Lab Sample: B8B0151-MS1/B8B0151-MSD1
Source LabNumber: 1800346-03	Date Extracted: 27-Feb-2018 16:30	Date Analyzed: 08-Mar-18 05:12 Column: BEH C18
Matrix: Solid		08-Mar-18 05:24 Column: BEH C18
Sample Size: 1.10/1.09 g		

Analyte	Spike-MS (ng/g)	MS %R	MS Qual.	Spike-MSD (ng/g)	MSD %R	MSD RPD	MSD Qual.	%R Limit	%RPD Limit	Labeled Standard	MS %R	MS Qualifiers	MSD %R	MS Qual.
PFBS	10.4	115		10.5	112	2.64		70 - 130	30	IS 13C3-PFBS	116		127	
PFHxA	10.4	130		10.5	134	3.03	H	70 - 130	30	IS 13C2-PFHxA	90.6		85.4	
PFHpA	10.4	117		10.5	131	11.3	H	70 - 130	30	IS 13C4-PFHpA	95.2		90.9	
PFHxS	10.4	108		10.5	132	20.0	H	70 - 130	30	IS 18O2-PFHxS	98.6		90.4	
PFOA	10.4	131	H	10.5	131	0	H	70 - 130	30	IS 13C2-PFOA	83.7		82.2	
PFOS	10.4	104		10.5	105	0.957		70 - 130	30	IS 13C8-PFOS	85.2		93.0	
PFNA	10.4	99.1		10.5	106	6.73		70 - 130	30	IS 13C5-PFNA	89.8		84.5	
PFDA	10.4	106		10.5	131	21.1	H	70 - 130	30	IS 13C2-PFDA	86.1		82.9	
MeFOSAA	10.4	107		10.5	122	13.1		70 - 130	30	IS d3-MeFOSAA	77.5		74.3	
PFUnA	10.4	109		10.5	110	0.913		70 - 130	30	IS 13C2-PFUnA	69.9		83.8	
EtFOSAA	10.4	143	H	10.5	136	5.02	H	70 - 130	30	IS d5-EtFOSAA	80.2		91.9	
PFDoA	10.4	107		10.5	124	14.7		70 - 130	30	IS 13C2-PFDoA	76.9		76.8	
PFTTrDA	10.4	117		10.5	109	7.08		60 - 130	30	IS 13C2-PFTTeDA	66.1		80.5	
PFTeDA	10.4	145	H	10.5	133	8.63	H	70 - 130	30					

When reported, PFBS, PFHxS, PFOA and PFOS include both linear and branched isomers. Only the linear isomer is reported for all other analytes.

Sample ID: WI-AF-SB615-0001-0218

VAL - PFAS

Client Data					Laboratory Data					
Name:	CH2M Hill	Matrix:	Soil	Lab Sample:	1800346-04	Column:	BEH C18			
Project:	NASWI Ault Field	Date Collected:	13-Feb-18 14:30	Date Received:	21-Feb-18 09:00					
Location:	MW-615				% Solids:	78.3				

Analyte	Conc. (ng/g)	DL	LOD	LOQ	Qualifiers	Batch	Extracted	Samp Size	Analyzed	Dilution
PFBS	ND	0.348	0.960	1.92		B8B0151	27-Feb-18	1.33 g	08-Mar-18 05:47	1
PFHxA	ND	0.195	0.960	1.92		B8B0151	27-Feb-18	1.33 g	08-Mar-18 05:47	1
PFHpA	ND	0.197	0.960	1.92		B8B0151	27-Feb-18	1.33 g	08-Mar-18 05:47	1
PFHxS	ND	0.298	0.960	1.92		B8B0151	27-Feb-18	1.33 g	08-Mar-18 05:47	1
PFOA	ND	0.227	0.960	1.92		B8B0151	27-Feb-18	1.33 g	08-Mar-18 05:47	1
PFOS	1.09	0.811	0.960	1.92	J	B8B0151	27-Feb-18	1.33 g	08-Mar-18 05:47	1
PFNA	ND	0.171	0.960	1.92		B8B0151	27-Feb-18	1.33 g	08-Mar-18 05:47	1
PFDA	ND	0.246	0.960	1.92		B8B0151	27-Feb-18	1.33 g	08-Mar-18 05:47	1
MeFOSAA	ND	0.290	0.960	1.92		B8B0151	27-Feb-18	1.33 g	08-Mar-18 05:47	1
PFUnA	ND	0.340	0.960	1.92		B8B0151	27-Feb-18	1.33 g	08-Mar-18 05:47	1
EtFOSAA	ND	0.308	0.960	1.92		B8B0151	27-Feb-18	1.33 g	08-Mar-18 05:47	1
PFDoA	ND	0.265	0.960	1.92		B8B0151	27-Feb-18	1.33 g	08-Mar-18 05:47	1
PFTrDA	ND	0.117	0.960	1.92		B8B0151	27-Feb-18	1.33 g	08-Mar-18 05:47	1
PFTeDA	ND	0.190	0.960	1.92		B8B0151	27-Feb-18	1.33 g	08-Mar-18 05:47	1

Labeled Standards	Type	% Recovery	Limits	Qualifiers	Batch	Extracted	Samp Size	Analyzed	Dilution
13C3-PFBS	IS	43.5	50 - 150	H	B8B0151	27-Feb-18	1.33 g	08-Mar-18 05:47	1
13C2-PFHxA	IS	63.4	50 - 150		B8B0151	27-Feb-18	1.33 g	08-Mar-18 05:47	1
13C4-PFHpA	IS	65.5	50 - 150		B8B0151	27-Feb-18	1.33 g	08-Mar-18 05:47	1
18O2-PFHxS	IS	58.7	50 - 150		B8B0151	27-Feb-18	1.33 g	08-Mar-18 05:47	1
13C2-PFOA	IS	61.3	50 - 150		B8B0151	27-Feb-18	1.33 g	08-Mar-18 05:47	1
13C8-PFOS	IS	50.9	50 - 150		B8B0151	27-Feb-18	1.33 g	08-Mar-18 05:47	1
13C5-PFNA	IS	74.5	50 - 150		B8B0151	27-Feb-18	1.33 g	08-Mar-18 05:47	1
13C2-PFDA	IS	68.5	50 - 150		B8B0151	27-Feb-18	1.33 g	08-Mar-18 05:47	1
d3-MeFOSAA	IS	76.2	50 - 150		B8B0151	27-Feb-18	1.33 g	08-Mar-18 05:47	1
13C2-PFUnA	IS	78.5	50 - 150		B8B0151	27-Feb-18	1.33 g	08-Mar-18 05:47	1
d5-EtFOSAA	IS	78.8	50 - 150		B8B0151	27-Feb-18	1.33 g	08-Mar-18 05:47	1
13C2-PFDoA	IS	70.8	50 - 150		B8B0151	27-Feb-18	1.33 g	08-Mar-18 05:47	1
13C2-PFTeDA	IS	78.4	50 - 150		B8B0151	27-Feb-18	1.33 g	08-Mar-18 05:47	1

DL - Detection Limit

LOD - Limit of Detection
LOQ - Limit of quantitation

LCL-UCL- Lower control limit - upper control limit
The results are reported in dry weight.
The sample size is reported in wet weight.
Results reported to the DL.

When reported, PFHxS, PFOA and PFOS include both linear and branched isomers.
Only the linear isomer is reported for all other analytes.

Sample ID: WI-AF-SB615-0506-0218

VAL - PFAS

Client Data				Laboratory Data			
Name:	CH2M Hill	Matrix:	Soil	Lab Sample:	1800346-05	Column:	BEH C18
Project:	NASWI Ault Field	Date Collected:	13-Feb-18 14:45	Date Received:	21-Feb-18 09:00		
Location:	MW-615			% Solids:	79.1		

Analyte	Conc. (ng/g)	DL	LOD	LOQ	Qualifiers	Batch	Extracted	Samp Size	Analyzed	Dilution
PFBS	ND	0.382	1.05	2.11		B8B0151	27-Feb-18	1.20 g	08-Mar-18 05:58	1
PFHxA	ND	0.214	1.05	2.11		B8B0151	27-Feb-18	1.20 g	08-Mar-18 05:58	1
PFHpA	ND	0.216	1.05	2.11		B8B0151	27-Feb-18	1.20 g	08-Mar-18 05:58	1
PFHxS	ND	0.327	1.05	2.11		B8B0151	27-Feb-18	1.20 g	08-Mar-18 05:58	1
PFOA	ND	0.249	1.05	2.11		B8B0151	27-Feb-18	1.20 g	08-Mar-18 05:58	1
PFOS	ND	0.890	1.05	2.11		B8B0151	27-Feb-18	1.20 g	08-Mar-18 05:58	1
PFNA	ND	0.188	1.05	2.11		B8B0151	27-Feb-18	1.20 g	08-Mar-18 05:58	1
PFDA	ND	0.270	1.05	2.11		B8B0151	27-Feb-18	1.20 g	08-Mar-18 05:58	1
MeFOSAA	ND	0.318	1.05	2.11		B8B0151	27-Feb-18	1.20 g	08-Mar-18 05:58	1
PFUnA	ND	0.373	1.05	2.11		B8B0151	27-Feb-18	1.20 g	08-Mar-18 05:58	1
EtFOSAA	ND	0.338	1.05	2.11		B8B0151	27-Feb-18	1.20 g	08-Mar-18 05:58	1
PFDoA	ND	0.291	1.05	2.11		B8B0151	27-Feb-18	1.20 g	08-Mar-18 05:58	1
PFTrDA	ND	0.129	1.05	2.11		B8B0151	27-Feb-18	1.20 g	08-Mar-18 05:58	1
PFTeDA	ND	0.209	1.05	2.11		B8B0151	27-Feb-18	1.20 g	08-Mar-18 05:58	1

Labeled Standards	Type	% Recovery	Limits	Qualifiers	Batch	Extracted	Samp Size	Analyzed	Dilution
13C3-PFBS	IS	106	50 - 150		B8B0151	27-Feb-18	1.20 g	08-Mar-18 05:58	1
13C2-PFHxA	IS	90.1	50 - 150		B8B0151	27-Feb-18	1.20 g	08-Mar-18 05:58	1
13C4-PFHpA	IS	90.3	50 - 150		B8B0151	27-Feb-18	1.20 g	08-Mar-18 05:58	1
18O2-PFHxS	IS	80.6	50 - 150		B8B0151	27-Feb-18	1.20 g	08-Mar-18 05:58	1
13C2-PFOA	IS	93.3	50 - 150		B8B0151	27-Feb-18	1.20 g	08-Mar-18 05:58	1
13C8-PFOS	IS	95.5	50 - 150		B8B0151	27-Feb-18	1.20 g	08-Mar-18 05:58	1
13C5-PFNA	IS	89.7	50 - 150		B8B0151	27-Feb-18	1.20 g	08-Mar-18 05:58	1
13C2-PFDA	IS	81.8	50 - 150		B8B0151	27-Feb-18	1.20 g	08-Mar-18 05:58	1
d3-MeFOSAA	IS	79.4	50 - 150		B8B0151	27-Feb-18	1.20 g	08-Mar-18 05:58	1
13C2-PFUnA	IS	79.9	50 - 150		B8B0151	27-Feb-18	1.20 g	08-Mar-18 05:58	1
d5-EtFOSAA	IS	91.7	50 - 150		B8B0151	27-Feb-18	1.20 g	08-Mar-18 05:58	1
13C2-PFDoA	IS	81.0	50 - 150		B8B0151	27-Feb-18	1.20 g	08-Mar-18 05:58	1
13C2-PFTeDA	IS	99.1	50 - 150		B8B0151	27-Feb-18	1.20 g	08-Mar-18 05:58	1

DL - Detection Limit

LOD - Limit of Detection
LOQ - Limit of quantitation

LCL-UCL- Lower control limit - upper control limit
The results are reported in dry weight.
The sample size is reported in wet weight.
Results reported to the DL.

When reported, PFHxS, PFOA and PFOS include both linear and branched isomers.
Only the linear isomer is reported for all other analytes.

DATA QUALIFIERS & ABBREVIATIONS

B	This compound was also detected in the method blank.
D	Dilution
E	The associated compound concentration exceeded the calibration range of the instrument.
H	Recovery and/or RPD was outside laboratory acceptance limits.
I	Chemical Interference
J	The amount detected is below the Reporting Limit/LOQ.
M	Estimated Maximum Possible Concentration. (CA Region 2 projects only)
*	See Cover Letter
Conc.	Concentration
NA	Not applicable
ND	Not Detected
TEQ	Toxic Equivalency
U	Not Detected (specific projects only)

Unless otherwise noted, solid sample results are reported in dry weight. Tissue samples are reported in wet weight.

CERTIFICATIONS

Accrediting Authority	Certificate Number
Alaska Department of Environmental Conservation	17-013
Arkansas Department of Environmental Quality	17-015-0
California Department of Health – ELAP	2892
DoD ELAP - A2LA Accredited - ISO/IEC 17025:2005	3091.01
Florida Department of Health	E87777-18
Hawaii Department of Health	N/A
Louisiana Department of Environmental Quality	01977
Maine Department of Health	2016026
Minnesota Department of Health	1322288
New Hampshire Environmental Accreditation Program	207717
New Jersey Department of Environmental Protection	CA003
New York Department of Health	11411
Oregon Laboratory Accreditation Program	4042-008
Pennsylvania Department of Environmental Protection	014
Texas Commission on Environmental Quality	T104704189-17-8
Virginia Department of General Services	9077
Washington Department of Ecology	C584
Wisconsin Department of Natural Resources	998036160

Current certificates and lists of licensed parameters are located in the Quality Assurance office and are available upon request.



CHAIN OF CUSTODY

For Laboratory Use Only
 Work Order #: 1800346 Temp: 0.8 °C
 Storage ID: WR-2 Storage Secured: Yes No

Project ID: NASWI Ault Field PO#: 695610.04.FI.WI Sampler: David Butler
 (name)

TAT Standard: 21 days
 (check one): Rush (surcharge may apply)
 14 days 7 days Specify: _____

Invoice to: Name Janice Horton Company CH2M Address 1100 112th Ave NE Ste 500 City Belleve State WA Ph# 360-556-0621 Fax# _____

Relinquished by (printed name and signature) David Butler Date 2/20/18 Time 1000 Received by (printed name and signature) Marissa Sparks Date 02/21/18 Time 0917
 Relinquished by (printed name and signature) _____ Date _____ Time _____ Received by (printed name and signature) _____ Date _____ Time _____

SHIP TO: Vista Analytical Laboratory
 1104 Windfield Way
 El Dorado Hills, CA 95762
 (916) 673-1520 * Fax (916) 673-0106
 Method of Shipment: Fed Ex
 Tracking No.: _____
 Add Analysis(es) Requested: _____
 Container(s): _____
 Mod. EPA Method 537
 EPA Method 537(DW only)

Sample ID	Date	Time	Location/Sample Description	Quantity	Type	Matrix	PFOA/PFOS	UCMR3 PFAS List 8	537 List 14	Full List of 28	Other, Please List Below	PFOA/PFOS	UCMR3 PFAS List 8	PFAS List 14	Comments
WI-AF-SB-FB01-021418	2/14/18	1750	MW-G15	2	P	AQ			X						
WI-AF-SB-FB01-021318	2/13/18	1530		2	P	AQ			X						
WI-AF-SB615-6768-0218	2/14/18	1130		1	PJ	SO			X						
WI-AF-SB615-6768-0218-MS	2/14/18	1130		1	PJ	SO			X						MS
WI-AF-SB615-6768-0218-MSD	2/14/18	1130		1	PJ	SO			X						MSD
WI-AF-SB615-0001-0218	2/13/18	1430		1	PJ	SO			X						
WI-AF-SB615-0506-0218	2/13/18	1445		1	PJ	SO			X						

Special Instructions/Comments: _____

SEND DOCUMENTATION AND RESULTS TO:
 Name: Tiffany Hill
 Company: CH2M
 Address: 1100 NE Circle Blvd Ste 300
 City: Corvallis State: OR Zip: 97330
 Phone: 541-768-3109 Fax: _____
 Email: tiffany.hill@ch2m.com

Container Types: P= HDPE, PJ= HDPE Jar
 O = Other: _____
 Bottle Preservation Type: T = Thiosulfate,
 TZ = Trizma: _____
 Matrix Types: AQ = Aqueous, DW = Drinking Water, EF = Effluent, PP = Pulp/Paper, SD = Sediment,
 SL = Sludge, SO = Soil, WW = Wastewater, B = Blood/Serum, O = Other: _____

Sample Log-in Checklist

 Vista Work Order #: 1800346 TAT _____

Samples Arrival:	Date/Time: 02/21/18 0900	Initials: WWS	Location: WR-2
			Shelf/Rack: N/A
Logged In:	Date/Time: 02/21/18 0941	Initials: MSB	Location: WR-2
			Shelf/Rack: E6
Delivered By:	<input checked="" type="checkbox"/> FedEx	<input type="checkbox"/> UPS	<input type="checkbox"/> On Trac
		<input type="checkbox"/> GSO	<input type="checkbox"/> DHL
		<input type="checkbox"/> Hand Delivered	<input type="checkbox"/> Other
Preservation:	<input checked="" type="checkbox"/> Ice	<input type="checkbox"/> Blue Ice	<input type="checkbox"/> Dry Ice
	<input type="checkbox"/> None		
Temp °C: 0.9 (uncorrected)	Time: 0916		Thermometer ID: IR-4
Temp °C: 0.8 (corrected)	Probe used: Yes <input type="checkbox"/> No <input checked="" type="checkbox"/>		

	YES	NO	NA
Adequate Sample Volume Received?	✓		
Holding Time Acceptable?	✓		
Shipping Container(s) Intact?	✓		
Shipping Custody Seals Intact?			✓
Shipping Documentation Present?	✓		
Airbill	Trk # 7898 0429 3644	✓	
Sample Container Intact?	✓		
Sample Custody Seals Intact?			✓
Chain of Custody / Sample Documentation Present?	✓		
COC Anomaly/Sample Acceptance Form completed?		✓	✓
If Chlorinated or Drinking Water Samples, Acceptable Preservation?			✓
Preservation Documented:	<input type="checkbox"/> Na ₂ S ₂ O ₃	<input type="checkbox"/> Trizma	<input type="checkbox"/> None
	<input type="checkbox"/> Yes	<input type="checkbox"/> No	<input checked="" type="checkbox"/> NA
Shipping Container	<input checked="" type="checkbox"/> Vista	<input type="checkbox"/> Client	<input checked="" type="checkbox"/> Retain
	<input type="checkbox"/> Return	<input type="checkbox"/> Dispose	

Comments:

March 13, 2018

Vista Work Order No. 1800346

Ms. Tiffany Hill
CH2M Hill
1100 NE Circle Blvd. Suite 300
Corvallis, OR 97330

Dear Ms. Hill,

Enclosed are the results for the sample set received at Vista Analytical Laboratory on February 21, 2018. This sample set was analyzed on a rush turn-around time, under your Project Name 'NASWI Ault Field'.

Vista Analytical Laboratory is committed to serving you effectively. If you require additional information, please contact me at 916-673-1520 or by email at mmaier@vista-analytical.com.

Thank you for choosing Vista as part of your analytical support team.

Sincerely,

Martha Maier
Laboratory Director



Vista Analytical Laboratory certifies that the report herein meets all the requirements set forth by NELAP for those applicable test methods. Results relate only to the samples as received by the laboratory. This report should not be reproduced except in full without the written approval of Vista.

Vista Work Order No. 1800346

Case Narrative

Sample Condition on Receipt:

Two aqueous samples and three soil samples were received in good condition and within the method temperature requirements. The samples were received and stored securely in accordance with Vista standard operating procedures and EPA methodology.

Analytical Notes:

Modified EPA Method 537

The aqueous samples were extracted and analyzed for a selected list of PFAS using Modified EPA Method 537.

Holding Times

The samples were extracted and analyzed within the method hold times.

Quality Control

The Initial Calibration and Continuing Calibration Verifications met the method acceptance criteria.

A Method Blank and Ongoing Precision and Recovery (OPR) sample were extracted and analyzed with the preparation batch. No analytes were detected in the Method Blank above 1/2 the LOQ. The OPR recoveries were within the method acceptance criteria.

The extract of the OPR was re-injected because one or more Injection Internal Standard Analyte response areas were outside of criteria. The results were similar in the second injection. The results from the original injection have been reported.

The labeled standard recoveries for all QC and field samples were within the acceptance criteria.

VAL-PFAS

The soil samples were extracted and analyzed for a selected list of PFAS using VAL Method PFAS.

Holding Times

The samples were extracted and analyzed within the hold times.

Quality Control

The Initial Calibration and Continuing Calibration Verifications met the method acceptance criteria.

A Method Blank and Ongoing Precision and Recovery (OPR) sample were extracted and analyzed with the preparation batch. No analytes were detected in the Method Blank above 1/2 the LOQ. The OPR recoveries

were within the method acceptance criteria.

The labeled standard recoveries outside the acceptance criteria are listed in the table below.

As requested, an MS/MSD was performed on sample "WI-AF-SB615-6768-0218". The MS/MSD recoveries and/or RPDs were out of the acceptance criteria for PFHxA, PFHpA, PFHxS, PFOA, PFDA, EtFOSAA, and PFTeDA.

QC Anomalies

LabNumber	SampleName	Analysis	Analyte	Flag	%Rec
1800346-04	WI-AF-SB615-0001-0218	VAL - PFAS	13C3-PFBS	H	43.5
B8B0151-BS1	B8B0151-BS1	VAL - PFAS	d3-MeFOSAA	H	47.8

H = Recovery was outside laboratory acceptance criteria.

TABLE OF CONTENTS

Case Narrative.....	1
Table of Contents.....	4
Sample Inventory.....	5
Analytical Results.....	6
Qualifiers.....	17
Certifications.....	18
Sample Receipt.....	19
Extraction Information.....	21
Sample Data - Modified EPA Method 537.....	32
Sample Data - VAL - PFAS.....	65
IIS Areas, IBs and CCVs.....	122
ICAL with ICV and IB.....	192

Sample Inventory Report

Vista Sample ID	Client Sample ID	Sampled	Received	Components/Containers
1800346-01	WI-AF-SB-FB01-021418	14-Feb-18 17:50	21-Feb-18 09:00	HDPE Bottle, 125 mL HDPE Bottle, 125 mL
1800346-02	WI-AF-SB-FB01-021318	13-Feb-18 15:30	21-Feb-18 09:00	HDPE Bottle, 125 mL HDPE Bottle, 125 mL
1800346-03	WI-AF-SB615-6768-0218	MS/MSD14-Feb-18 11:30	21-Feb-18 09:00	HDPE Jar, 6 oz HDPE Jar, 6 oz HDPE Jar, 6 oz
1800346-04	WI-AF-SB615-0001-0218	13-Feb-18 14:30	21-Feb-18 09:00	HDPE Jar, 6 oz
1800346-05	WI-AF-SB615-0506-0218	13-Feb-18 14:45	21-Feb-18 09:00	HDPE Jar, 6 oz

ANALYTICAL RESULTS

Sample ID: Method Blank **Modified EPA Method 537**

Client Data				Laboratory Data			
Name:	CH2M Hill	Matrix:	Aqueous	Lab Sample:	B8B0147-BLK1	Column:	BEH C18
Project:	NASWI Ault Field						

Analyte	Conc. (ng/L)	DL	LOD	LOQ	Qualifiers	Batch	Extracted	Samp Size	Analyzed	Dilution
PFBS	ND	0.895	2.50	4.00		B8B0147	26-Feb-18	0.250 L	07-Mar-18 19:49	1
PFHxA	ND	1.09	2.50	4.00		B8B0147	26-Feb-18	0.250 L	07-Mar-18 19:49	1
PFHpA	ND	0.296	2.50	4.00		B8B0147	26-Feb-18	0.250 L	07-Mar-18 19:49	1
PFHxS	ND	0.474	2.50	4.00		B8B0147	26-Feb-18	0.250 L	07-Mar-18 19:49	1
PFOA	ND	0.326	2.50	4.00		B8B0147	26-Feb-18	0.250 L	07-Mar-18 19:49	1
PFOS	ND	0.404	2.50	4.00		B8B0147	26-Feb-18	0.250 L	07-Mar-18 19:49	1
PFNA	ND	0.405	2.50	4.00		B8B0147	26-Feb-18	0.250 L	07-Mar-18 19:49	1
PFDA	ND	0.745	2.50	4.00		B8B0147	26-Feb-18	0.250 L	07-Mar-18 19:49	1
MeFOSAA	ND	0.825	2.50	4.00		B8B0147	26-Feb-18	0.250 L	07-Mar-18 19:49	1
PFOA	ND	0.525	2.50	4.00		B8B0147	26-Feb-18	0.250 L	07-Mar-18 19:49	1
EtFOSAA	ND	0.685	2.50	4.00		B8B0147	26-Feb-18	0.250 L	07-Mar-18 19:49	1
PFDaA	ND	0.396	2.50	4.00		B8B0147	26-Feb-18	0.250 L	07-Mar-18 19:49	1
PFTeDA	ND	0.247	2.50	4.00		B8B0147	26-Feb-18	0.250 L	07-Mar-18 19:49	1
PFTeDA	ND	0.378	2.50	4.00		B8B0147	26-Feb-18	0.250 L	07-Mar-18 19:49	1

Labeled Standards	Type	% Recovery	Limits	Qualifiers	Batch	Extracted	Samp Size	Analyzed	Dilution
13C3-PFBS	IS	98.1	50 - 150		B8B0147	26-Feb-18	0.250 L	07-Mar-18 19:49	1
13C2-PFHxA	IS	102	50 - 150		B8B0147	26-Feb-18	0.250 L	07-Mar-18 19:49	1
13C4-PFHpA	IS	99.4	50 - 150		B8B0147	26-Feb-18	0.250 L	07-Mar-18 19:49	1
18O2-PFHxS	IS	103	50 - 150		B8B0147	26-Feb-18	0.250 L	07-Mar-18 19:49	1
13C2-PFOA	IS	83.2	50 - 150		B8B0147	26-Feb-18	0.250 L	07-Mar-18 19:49	1
13C8-PFOS	IS	90.6	50 - 150		B8B0147	26-Feb-18	0.250 L	07-Mar-18 19:49	1
13C5-PFNA	IS	91.6	50 - 150		B8B0147	26-Feb-18	0.250 L	07-Mar-18 19:49	1
13C2-PFDA	IS	75.0	50 - 150		B8B0147	26-Feb-18	0.250 L	07-Mar-18 19:49	1
d3-MeFOSAA	IS	76.7	50 - 150		B8B0147	26-Feb-18	0.250 L	07-Mar-18 19:49	1
13C2-PFOA	IS	71.0	50 - 150		B8B0147	26-Feb-18	0.250 L	07-Mar-18 19:49	1
d5-EtFOSAA	IS	74.7	50 - 150		B8B0147	26-Feb-18	0.250 L	07-Mar-18 19:49	1
13C2-PFDaA	IS	67.3	50 - 150		B8B0147	26-Feb-18	0.250 L	07-Mar-18 19:49	1
13C2-PFTeDA	IS	79.5	50 - 150		B8B0147	26-Feb-18	0.250 L	07-Mar-18 19:49	1

DL - Detection Limit

LOD - Limit of Detection
LOQ - Limit of quantitation

LCL-UCL- Lower control limit - upper control limit
Results reported to the DL.

When reported, PFHxS, PFOA and PFOS include both linear and branched isomers.
Only the linear isomer is reported for all other analytes.

Sample ID: OPR

Modified EPA Method 537

Client Data				Laboratory Data			
Name:	CH2M Hill	Matrix:	Aqueous	Lab Sample:	B8B0147-BS1	Column:	BEH C18
Project:	NASWI Ault Field						

Analyte	Amt Found (ng/L)	Spike Amt	% Rec	Limits	Qualifiers	Batch	Extracted	Samp Size	Analyzed	Dilution
PFBS	46.1	40.0	115	70-130		B8B0147	26-Feb-18	0.250 L	07-Mar-18 19:38	1
PFHxA	46.8	40.0	117	70-130		B8B0147	26-Feb-18	0.250 L	07-Mar-18 19:38	1
PFHpA	45.8	40.0	115	70-130		B8B0147	26-Feb-18	0.250 L	07-Mar-18 19:38	1
PFHxS	50.8	40.0	127	70-130		B8B0147	26-Feb-18	0.250 L	07-Mar-18 19:38	1
PFOA	48.5	40.0	121	70-130		B8B0147	26-Feb-18	0.250 L	07-Mar-18 19:38	1
PFOS	38.5	40.0	96.3	70-130		B8B0147	26-Feb-18	0.250 L	07-Mar-18 19:38	1
PFNA	42.7	40.0	107	70-130		B8B0147	26-Feb-18	0.250 L	07-Mar-18 19:38	1
PFDA	52.8	40.0	132	70-130		B8B0147	26-Feb-18	0.250 L	07-Mar-18 19:38	1
MeFOSAA	39.5	40.0	98.7	70-130		B8B0147	26-Feb-18	0.250 L	07-Mar-18 19:38	1
PFOxA	35.3	40.0	88.3	70-130		B8B0147	26-Feb-18	0.250 L	07-Mar-18 19:38	1
EtFOSAA	49.3	40.0	123	70-130		B8B0147	26-Feb-18	0.250 L	07-Mar-18 19:38	1
PFDoA	45.8	40.0	115	70-130		B8B0147	26-Feb-18	0.250 L	07-Mar-18 19:38	1
PFTrDA	47.5	40.0	119	60-130		B8B0147	26-Feb-18	0.250 L	07-Mar-18 19:38	1
PFTeDA	51.6	40.0	129	70-130		B8B0147	26-Feb-18	0.250 L	07-Mar-18 19:38	1

Labeled Standards	Type	% Rec	Limits	Qualifiers	Batch	Extracted	Samp Size	Analyzed	Dilution
13C3-PFBS	IS	110	50- 150		B8B0147	26-Feb-18	0.250 L	07-Mar-18 19:38	1
13C2-PFHxA	IS	97.2	50- 150		B8B0147	26-Feb-18	0.250 L	07-Mar-18 19:38	1
13C4-PFHpA	IS	104	50- 150		B8B0147	26-Feb-18	0.250 L	07-Mar-18 19:38	1
18O2-PFHxS	IS	94.1	50- 150		B8B0147	26-Feb-18	0.250 L	07-Mar-18 19:38	1
13C2-PFOA	IS	87.1	50- 150		B8B0147	26-Feb-18	0.250 L	07-Mar-18 19:38	1
13C8-PFOS	IS	104	50- 150		B8B0147	26-Feb-18	0.250 L	07-Mar-18 19:38	1
13C5-PFNA	IS	97.5	50- 150		B8B0147	26-Feb-18	0.250 L	07-Mar-18 19:38	1
13C2-PFDA	IS	77.6	50- 150		B8B0147	26-Feb-18	0.250 L	07-Mar-18 19:38	1
d3-MeFOSAA	IS	93.0	50- 150		B8B0147	26-Feb-18	0.250 L	07-Mar-18 19:38	1
13C2-PFOxA	IS	92.6	50- 150		B8B0147	26-Feb-18	0.250 L	07-Mar-18 19:38	1
d5-EtFOSAA	IS	89.8	50- 150		B8B0147	26-Feb-18	0.250 L	07-Mar-18 19:38	1
13C2-PFDoA	IS	87.9	50- 150		B8B0147	26-Feb-18	0.250 L	07-Mar-18 19:38	1
13C2-PFTeDA	IS	78.6	50- 150		B8B0147	26-Feb-18	0.250 L	07-Mar-18 19:38	1

Sample ID: WI-AF-SB-FB01-021418

Modified EPA Method 537

Client Data				Laboratory Data			
Name:	CH2M Hill	Matrix:	Aqueous	Lab Sample:	1800346-01	Column:	BEH C18
Project:	NASWI Ault Field	Date Collected:	14-Feb-18 17:50	Date Received:	21-Feb-18 09:00		
Location:	MW-615						

Analyte	Conc. (ng/L)	DL	LOD	LOQ	Qualifiers	Batch	Extracted	Samp Size	Analyzed	Dilution
PFBS	ND	1.91	5.34	8.54		B8B0147	26-Feb-18	0.117 L	07-Mar-18 23:16	1
PFHxA	ND	2.33	5.34	8.54		B8B0147	26-Feb-18	0.117 L	07-Mar-18 23:16	1
PFHpA	ND	0.631	5.34	8.54		B8B0147	26-Feb-18	0.117 L	07-Mar-18 23:16	1
PFHxS	ND	1.01	5.34	8.54		B8B0147	26-Feb-18	0.117 L	07-Mar-18 23:16	1
PFOA	ND	0.695	5.34	8.54		B8B0147	26-Feb-18	0.117 L	07-Mar-18 23:16	1
PFOS	2.20	0.861	5.34	8.54	J	B8B0147	26-Feb-18	0.117 L	07-Mar-18 23:16	1
PFNA	ND	0.864	5.34	8.54		B8B0147	26-Feb-18	0.117 L	07-Mar-18 23:16	1
PFDA	ND	1.59	5.34	8.54		B8B0147	26-Feb-18	0.117 L	07-Mar-18 23:16	1
MeFOSAA	ND	1.76	5.34	8.54		B8B0147	26-Feb-18	0.117 L	07-Mar-18 23:16	1
PFOA	ND	1.12	5.34	8.54		B8B0147	26-Feb-18	0.117 L	07-Mar-18 23:16	1
EtFOSAA	ND	1.46	5.34	8.54		B8B0147	26-Feb-18	0.117 L	07-Mar-18 23:16	1
PFDaA	ND	0.845	5.34	8.54		B8B0147	26-Feb-18	0.117 L	07-Mar-18 23:16	1
PFTeDA	ND	0.527	5.34	8.54		B8B0147	26-Feb-18	0.117 L	07-Mar-18 23:16	1
PFTeDA	ND	0.806	5.34	8.54		B8B0147	26-Feb-18	0.117 L	07-Mar-18 23:16	1

Labeled Standards	Type	% Recovery	Limits	Qualifiers	Batch	Extracted	Samp Size	Analyzed	Dilution
13C3-PFBS	IS	112	50 - 150		B8B0147	26-Feb-18	0.117 L	07-Mar-18 23:16	1
13C2-PFHxA	IS	101	50 - 150		B8B0147	26-Feb-18	0.117 L	07-Mar-18 23:16	1
13C4-PFHpA	IS	102	50 - 150		B8B0147	26-Feb-18	0.117 L	07-Mar-18 23:16	1
18O2-PFHxS	IS	106	50 - 150		B8B0147	26-Feb-18	0.117 L	07-Mar-18 23:16	1
13C2-PFOA	IS	91.1	50 - 150		B8B0147	26-Feb-18	0.117 L	07-Mar-18 23:16	1
13C8-PFOS	IS	104	50 - 150		B8B0147	26-Feb-18	0.117 L	07-Mar-18 23:16	1
13C5-PFNA	IS	90.8	50 - 150		B8B0147	26-Feb-18	0.117 L	07-Mar-18 23:16	1
13C2-PFDA	IS	76.2	50 - 150		B8B0147	26-Feb-18	0.117 L	07-Mar-18 23:16	1
d3-MeFOSAA	IS	79.0	50 - 150		B8B0147	26-Feb-18	0.117 L	07-Mar-18 23:16	1
13C2-PFOA	IS	79.7	50 - 150		B8B0147	26-Feb-18	0.117 L	07-Mar-18 23:16	1
d5-EtFOSAA	IS	82.0	50 - 150		B8B0147	26-Feb-18	0.117 L	07-Mar-18 23:16	1
13C2-PFDaA	IS	85.7	50 - 150		B8B0147	26-Feb-18	0.117 L	07-Mar-18 23:16	1
13C2-PFTeDA	IS	67.1	50 - 150		B8B0147	26-Feb-18	0.117 L	07-Mar-18 23:16	1

DL - Detection Limit

LOD - Limit of Detection
LOQ - Limit of quantitation

LCL-UCL- Lower control limit - upper control limit
Results reported to the DL.

When reported, PFHxS, PFOA and PFOS include both linear and branched isomers.
Only the linear isomer is reported for all other analytes.

Sample ID: WI-AF-SB-FB01-021318

Modified EPA Method 537

Client Data				Laboratory Data			
Name:	CH2M Hill	Matrix:	Aqueous	Lab Sample:	1800346-02	Column:	BEH C18
Project:	NASWI Ault Field	Date Collected:	13-Feb-18 15:30	Date Received:	21-Feb-18 09:00		
Location:	MW-615						

Analyte	Conc. (ng/L)	DL	LOD	LOQ	Qualifiers	Batch	Extracted	Samp Size	Analyzed	Dilution
PFBS	ND	1.98	5.53	8.84		B8B0147	26-Feb-18	0.113 L	07-Mar-18 23:28	1
PFHxA	ND	2.41	5.53	8.84		B8B0147	26-Feb-18	0.113 L	07-Mar-18 23:28	1
PFHpA	ND	0.653	5.53	8.84		B8B0147	26-Feb-18	0.113 L	07-Mar-18 23:28	1
PFHxS	ND	1.05	5.53	8.84		B8B0147	26-Feb-18	0.113 L	07-Mar-18 23:28	1
PFOA	ND	0.719	5.53	8.84		B8B0147	26-Feb-18	0.113 L	07-Mar-18 23:28	1
PFOS	2.08	0.891	5.53	8.84	J	B8B0147	26-Feb-18	0.113 L	07-Mar-18 23:28	1
PFNA	ND	0.895	5.53	8.84		B8B0147	26-Feb-18	0.113 L	07-Mar-18 23:28	1
PFDA	ND	1.65	5.53	8.84		B8B0147	26-Feb-18	0.113 L	07-Mar-18 23:28	1
MeFOSAA	ND	1.82	5.53	8.84		B8B0147	26-Feb-18	0.113 L	07-Mar-18 23:28	1
PFOA	ND	1.16	5.53	8.84		B8B0147	26-Feb-18	0.113 L	07-Mar-18 23:28	1
EtFOSAA	ND	1.51	5.53	8.84		B8B0147	26-Feb-18	0.113 L	07-Mar-18 23:28	1
PFOA	ND	0.875	5.53	8.84		B8B0147	26-Feb-18	0.113 L	07-Mar-18 23:28	1
PFTeDA	ND	0.546	5.53	8.84		B8B0147	26-Feb-18	0.113 L	07-Mar-18 23:28	1
PFTeDA	ND	0.834	5.53	8.84		B8B0147	26-Feb-18	0.113 L	07-Mar-18 23:28	1

Labeled Standards	Type	% Recovery	Limits	Qualifiers	Batch	Extracted	Samp Size	Analyzed	Dilution
13C3-PFBS	IS	112	50 - 150		B8B0147	26-Feb-18	0.113 L	07-Mar-18 23:28	1
13C2-PFHxA	IS	92.8	50 - 150		B8B0147	26-Feb-18	0.113 L	07-Mar-18 23:28	1
13C4-PFHpA	IS	94.0	50 - 150		B8B0147	26-Feb-18	0.113 L	07-Mar-18 23:28	1
18O2-PFHxS	IS	92.8	50 - 150		B8B0147	26-Feb-18	0.113 L	07-Mar-18 23:28	1
13C2-PFOA	IS	86.3	50 - 150		B8B0147	26-Feb-18	0.113 L	07-Mar-18 23:28	1
13C8-PFOS	IS	87.1	50 - 150		B8B0147	26-Feb-18	0.113 L	07-Mar-18 23:28	1
13C5-PFNA	IS	90.6	50 - 150		B8B0147	26-Feb-18	0.113 L	07-Mar-18 23:28	1
13C2-PFDA	IS	80.6	50 - 150		B8B0147	26-Feb-18	0.113 L	07-Mar-18 23:28	1
d3-MeFOSAA	IS	67.7	50 - 150		B8B0147	26-Feb-18	0.113 L	07-Mar-18 23:28	1
13C2-PFOA	IS	60.0	50 - 150		B8B0147	26-Feb-18	0.113 L	07-Mar-18 23:28	1
d5-EtFOSAA	IS	64.5	50 - 150		B8B0147	26-Feb-18	0.113 L	07-Mar-18 23:28	1
13C2-PFOA	IS	72.7	50 - 150		B8B0147	26-Feb-18	0.113 L	07-Mar-18 23:28	1
13C2-PFTeDA	IS	70.1	50 - 150		B8B0147	26-Feb-18	0.113 L	07-Mar-18 23:28	1

DL - Detection Limit

LOD - Limit of Detection
LOQ - Limit of quantitation

LCL-UCL- Lower control limit - upper control limit
Results reported to the DL.

When reported, PFHxS, PFOA and PFOS include both linear and branched isomers.
Only the linear isomer is reported for all other analytes.

Sample ID: Method Blank **VAL - PFAS**

Client Data				Laboratory Data			
Name:	CH2M Hill	Matrix:	Solid	Lab Sample:	B8B0151-BLK1	Column:	BEH C18
Project:	NASWI Ault Field						

Analyte	Conc. (ng/g)	DL	LOD	LOQ	Qualifiers	Batch	Extracted	Samp Size	Analyzed	Dilution
PFBS	ND	0.363	1.00	2.00		B8B0151	27-Feb-18	1.00 g	08-Mar-18 05:01	1
PFHxA	ND	0.203	1.00	2.00		B8B0151	27-Feb-18	1.00 g	08-Mar-18 05:01	1
PFHpA	ND	0.205	1.00	2.00		B8B0151	27-Feb-18	1.00 g	08-Mar-18 05:01	1
PFHxS	ND	0.310	1.00	2.00		B8B0151	27-Feb-18	1.00 g	08-Mar-18 05:01	1
PFOA	ND	0.236	1.00	2.00		B8B0151	27-Feb-18	1.00 g	08-Mar-18 05:01	1
PFOS	ND	0.845	1.00	2.00		B8B0151	27-Feb-18	1.00 g	08-Mar-18 05:01	1
PFNA	ND	0.178	1.00	2.00		B8B0151	27-Feb-18	1.00 g	08-Mar-18 05:01	1
PFDA	ND	0.256	1.00	2.00		B8B0151	27-Feb-18	1.00 g	08-Mar-18 05:01	1
MeFOSAA	ND	0.302	1.00	2.00		B8B0151	27-Feb-18	1.00 g	08-Mar-18 05:01	1
PFUnA	ND	0.354	1.00	2.00		B8B0151	27-Feb-18	1.00 g	08-Mar-18 05:01	1
EtFOSAA	ND	0.321	1.00	2.00		B8B0151	27-Feb-18	1.00 g	08-Mar-18 05:01	1
PFDoA	ND	0.276	1.00	2.00		B8B0151	27-Feb-18	1.00 g	08-Mar-18 05:01	1
PFTrDA	ND	0.122	1.00	2.00		B8B0151	27-Feb-18	1.00 g	08-Mar-18 05:01	1
PFTeDA	ND	0.198	1.00	2.00		B8B0151	27-Feb-18	1.00 g	08-Mar-18 05:01	1

Labeled Standards	Type	% Recovery	Limits	Qualifiers	Batch	Extracted	Samp Size	Analyzed	Dilution
13C3-PFBS	IS	102	50 - 150		B8B0151	27-Feb-18	1.00 g	08-Mar-18 05:01	1
13C2-PFHxA	IS	90.7	50 - 150		B8B0151	27-Feb-18	1.00 g	08-Mar-18 05:01	1
13C4-PFHpA	IS	89.6	50 - 150		B8B0151	27-Feb-18	1.00 g	08-Mar-18 05:01	1
18O2-PFHxS	IS	105	50 - 150		B8B0151	27-Feb-18	1.00 g	08-Mar-18 05:01	1
13C2-PFOA	IS	84.3	50 - 150		B8B0151	27-Feb-18	1.00 g	08-Mar-18 05:01	1
13C8-PFOS	IS	95.0	50 - 150		B8B0151	27-Feb-18	1.00 g	08-Mar-18 05:01	1
13C5-PFNA	IS	85.0	50 - 150		B8B0151	27-Feb-18	1.00 g	08-Mar-18 05:01	1
13C2-PFDA	IS	78.4	50 - 150		B8B0151	27-Feb-18	1.00 g	08-Mar-18 05:01	1
d3-MeFOSAA	IS	64.9	50 - 150		B8B0151	27-Feb-18	1.00 g	08-Mar-18 05:01	1
13C2-PFUnA	IS	84.2	50 - 150		B8B0151	27-Feb-18	1.00 g	08-Mar-18 05:01	1
d5-EtFOSAA	IS	69.3	50 - 150		B8B0151	27-Feb-18	1.00 g	08-Mar-18 05:01	1
13C2-PFDoA	IS	64.4	50 - 150		B8B0151	27-Feb-18	1.00 g	08-Mar-18 05:01	1
13C2-PFTeDA	IS	57.7	50 - 150		B8B0151	27-Feb-18	1.00 g	08-Mar-18 05:01	1

DL - Detection Limit

LOD - Limit of Detection
LOQ - Limit of quantitation

LCL-UCL- Lower control limit - upper control limit
The results are reported in dry weight.
The sample size is reported in wet weight.
Results reported to the DL.

When reported, PFHxS, PFOA and PFOS include both linear and branched isomers.
Only the linear isomer is reported for all other analytes.

Sample ID: OPR

VAL - PFAS

Client Data				Laboratory Data			
Name:	CH2M Hill	Matrix:	Solid	Lab Sample:	B8B0151-BS1	Column:	BEH C18
Project:	NASWI Ault Field						

Analyte	Amt Found (ng/g)	Spike Amt	% Rec	Limits	Qualifiers	Batch	Extracted	Samp Size	Analyzed	Dilution
PFBS	11.3	10.0	113	70-130		B8B0151	27-Feb-18	1.00 g	08-Mar-18 04:49	1
PFHxA	12.5	10.0	125	70-130		B8B0151	27-Feb-18	1.00 g	08-Mar-18 04:49	1
PFHpA	11.2	10.0	112	70-130		B8B0151	27-Feb-18	1.00 g	08-Mar-18 04:49	1
PFHxS	10.9	10.0	109	70-130		B8B0151	27-Feb-18	1.00 g	08-Mar-18 04:49	1
PFOA	11.7	10.0	117	70-130		B8B0151	27-Feb-18	1.00 g	08-Mar-18 04:49	1
PFOS	9.69	10.0	96.9	70-130		B8B0151	27-Feb-18	1.00 g	08-Mar-18 04:49	1
PFNA	11.2	10.0	112	70-130		B8B0151	27-Feb-18	1.00 g	08-Mar-18 04:49	1
PFDA	11.7	10.0	117	70-130		B8B0151	27-Feb-18	1.00 g	08-Mar-18 04:49	1
MeFOSAA	11.1	10.0	111	70-130		B8B0151	27-Feb-18	1.00 g	08-Mar-18 04:49	1
PFOA	12.2	10.0	122	70-130		B8B0151	27-Feb-18	1.00 g	08-Mar-18 04:49	1
EtFOSAA	11.8	10.0	118	70-130		B8B0151	27-Feb-18	1.00 g	08-Mar-18 04:49	1
PFDaA	12.6	10.0	126	70-130		B8B0151	27-Feb-18	1.00 g	08-Mar-18 04:49	1
PFTTrDA	11.8	10.0	118	60-130		B8B0151	27-Feb-18	1.00 g	08-Mar-18 04:49	1
PFTeDA	12.0	10.0	120	70-130		B8B0151	27-Feb-18	1.00 g	08-Mar-18 04:49	1

Labeled Standards	Type	% Rec	Limits	Qualifiers	Batch	Extracted	Samp Size	Analyzed	Dilution
13C3-PFBS	IS	106	50- 150		B8B0151	27-Feb-18	1.00 g	08-Mar-18 04:49	1
13C2-PFHxA	IS	74.2	50- 150		B8B0151	27-Feb-18	1.00 g	08-Mar-18 04:49	1
13C4-PFHpA	IS	82.8	50- 150		B8B0151	27-Feb-18	1.00 g	08-Mar-18 04:49	1
18O2-PFHxS	IS	95.6	50- 150		B8B0151	27-Feb-18	1.00 g	08-Mar-18 04:49	1
13C2-PFOA	IS	78.8	50- 150		B8B0151	27-Feb-18	1.00 g	08-Mar-18 04:49	1
13C8-PFOS	IS	81.7	50- 150		B8B0151	27-Feb-18	1.00 g	08-Mar-18 04:49	1
13C5-PFNA	IS	80.9	50- 150		B8B0151	27-Feb-18	1.00 g	08-Mar-18 04:49	1
13C2-PFDA	IS	82.1	50- 150		B8B0151	27-Feb-18	1.00 g	08-Mar-18 04:49	1
d3-MeFOSAA	IS	47.8	50- 150	H	B8B0151	27-Feb-18	1.00 g	08-Mar-18 04:49	1
13C2-PFOA	IS	61.7	50- 150		B8B0151	27-Feb-18	1.00 g	08-Mar-18 04:49	1
d5-EtFOSAA	IS	60.1	50- 150		B8B0151	27-Feb-18	1.00 g	08-Mar-18 04:49	1
13C2-PFDaA	IS	53.1	50- 150		B8B0151	27-Feb-18	1.00 g	08-Mar-18 04:49	1
13C2-PFTeDA	IS	53.6	50- 150		B8B0151	27-Feb-18	1.00 g	08-Mar-18 04:49	1

Sample ID: WI-AF-SB615-6768-0218

VAL - PFAS

Client Data				Laboratory Data			
Name:	CH2M Hill	Matrix:	Soil	Lab Sample:	1800346-03	Column:	BEH C18
Project:	NASWI Ault Field	Date Collected:	14-Feb-18 11:30	Date Received:	21-Feb-18 09:00		
Location:	MW-615			% Solids:	87.1		

Analyte	Conc. (ng/g)	DL	LOD	LOQ	Qualifiers	Batch	Extracted	Samp Size	Analyzed	Dilution
PFBS	ND	0.386	1.06	2.13		B8B0151	27-Feb-18	1.08 g	08-Mar-18 05:35	1
PFHxA	ND	0.216	1.06	2.13		B8B0151	27-Feb-18	1.08 g	08-Mar-18 05:35	1
PFHpA	ND	0.218	1.06	2.13		B8B0151	27-Feb-18	1.08 g	08-Mar-18 05:35	1
PFHxS	ND	0.330	1.06	2.13		B8B0151	27-Feb-18	1.08 g	08-Mar-18 05:35	1
PFOA	ND	0.251	1.06	2.13		B8B0151	27-Feb-18	1.08 g	08-Mar-18 05:35	1
PFOS	ND	0.899	1.06	2.13		B8B0151	27-Feb-18	1.08 g	08-Mar-18 05:35	1
PFNA	ND	0.189	1.06	2.13		B8B0151	27-Feb-18	1.08 g	08-Mar-18 05:35	1
PFDA	ND	0.272	1.06	2.13		B8B0151	27-Feb-18	1.08 g	08-Mar-18 05:35	1
MeFOSAA	ND	0.321	1.06	2.13		B8B0151	27-Feb-18	1.08 g	08-Mar-18 05:35	1
PFUnA	ND	0.376	1.06	2.13		B8B0151	27-Feb-18	1.08 g	08-Mar-18 05:35	1
EtFOSAA	ND	0.341	1.06	2.13		B8B0151	27-Feb-18	1.08 g	08-Mar-18 05:35	1
PFDoA	ND	0.293	1.06	2.13		B8B0151	27-Feb-18	1.08 g	08-Mar-18 05:35	1
PFTrDA	ND	0.130	1.06	2.13		B8B0151	27-Feb-18	1.08 g	08-Mar-18 05:35	1
PFTeDA	ND	0.211	1.06	2.13		B8B0151	27-Feb-18	1.08 g	08-Mar-18 05:35	1

Labeled Standards	Type	% Recovery	Limits	Qualifiers	Batch	Extracted	Samp Size	Analyzed	Dilution
13C3-PFBS	IS	98.9	50 - 150		B8B0151	27-Feb-18	1.08 g	08-Mar-18 05:35	1
13C2-PFHxA	IS	80.7	50 - 150		B8B0151	27-Feb-18	1.08 g	08-Mar-18 05:35	1
13C4-PFHpA	IS	85.8	50 - 150		B8B0151	27-Feb-18	1.08 g	08-Mar-18 05:35	1
18O2-PFHxS	IS	92.4	50 - 150		B8B0151	27-Feb-18	1.08 g	08-Mar-18 05:35	1
13C2-PFOA	IS	78.5	50 - 150		B8B0151	27-Feb-18	1.08 g	08-Mar-18 05:35	1
13C8-PFOS	IS	88.9	50 - 150		B8B0151	27-Feb-18	1.08 g	08-Mar-18 05:35	1
13C5-PFNA	IS	95.8	50 - 150		B8B0151	27-Feb-18	1.08 g	08-Mar-18 05:35	1
13C2-PFDA	IS	79.6	50 - 150		B8B0151	27-Feb-18	1.08 g	08-Mar-18 05:35	1
d3-MeFOSAA	IS	72.7	50 - 150		B8B0151	27-Feb-18	1.08 g	08-Mar-18 05:35	1
13C2-PFUnA	IS	71.3	50 - 150		B8B0151	27-Feb-18	1.08 g	08-Mar-18 05:35	1
d5-EtFOSAA	IS	85.8	50 - 150		B8B0151	27-Feb-18	1.08 g	08-Mar-18 05:35	1
13C2-PFDoA	IS	86.7	50 - 150		B8B0151	27-Feb-18	1.08 g	08-Mar-18 05:35	1
13C2-PFTeDA	IS	72.1	50 - 150		B8B0151	27-Feb-18	1.08 g	08-Mar-18 05:35	1

DL - Detection Limit

LOD - Limit of Detection
LOQ - Limit of quantitation

LCL-UCL- Lower control limit - upper control limit
The results are reported in dry weight.
The sample size is reported in wet weight.
Results reported to the DL.

When reported, PFHxS, PFOA and PFOS include both linear and branched isomers.
Only the linear isomer is reported for all other analytes.

Matrix Spike Results

VAL - PFAS

Source Client ID: WI-AF-SB615-6768-0218	QC Batch: B8B0151	Lab Sample: B8B0151-MS1/B8B0151-MSD1
Source LabNumber: 1800346-03	Date Extracted: 27-Feb-2018 16:30	Date Analyzed: 08-Mar-18 05:12 Column: BEH C18
Matrix: Solid		08-Mar-18 05:24 Column: BEH C18
Sample Size: 1.10/1.09 g		

Analyte	Spike-MS (ng/g)	MS %R	MS Qual.	Spike-MSD (ng/g)	MSD %R	MSD RPD	MSD Qual.	%R Limit	%RPD Limit	Labeled Standard	MS %R	MS Qualifiers	MSD %R	MS Qual.
PFBS	10.4	115		10.5	112	2.64		70 - 130	30	IS 13C3-PFBS	116		127	
PFHxA	10.4	130		10.5	134	3.03	H	70 - 130	30	IS 13C2-PFHxA	90.6		85.4	
PFHpA	10.4	117		10.5	131	11.3	H	70 - 130	30	IS 13C4-PFHpA	95.2		90.9	
PFHxS	10.4	108		10.5	132	20.0	H	70 - 130	30	IS 18O2-PFHxS	98.6		90.4	
PFOA	10.4	131	H	10.5	131	0	H	70 - 130	30	IS 13C2-PFOA	83.7		82.2	
PFOS	10.4	104		10.5	105	0.957		70 - 130	30	IS 13C8-PFOS	85.2		93.0	
PFNA	10.4	99.1		10.5	106	6.73		70 - 130	30	IS 13C5-PFNA	89.8		84.5	
PFDA	10.4	106		10.5	131	21.1	H	70 - 130	30	IS 13C2-PFDA	86.1		82.9	
MeFOSAA	10.4	107		10.5	122	13.1		70 - 130	30	IS d3-MeFOSAA	77.5		74.3	
PFUnA	10.4	109		10.5	110	0.913		70 - 130	30	IS 13C2-PFUnA	69.9		83.8	
EtFOSAA	10.4	143	H	10.5	136	5.02	H	70 - 130	30	IS d5-EtFOSAA	80.2		91.9	
PFDoA	10.4	107		10.5	124	14.7		70 - 130	30	IS 13C2-PFDoA	76.9		76.8	
PFTTrDA	10.4	117		10.5	109	7.08		60 - 130	30	IS 13C2-PFTTrDA	66.1		80.5	
PFTeDA	10.4	145	H	10.5	133	8.63	H	70 - 130	30					

When reported, PFBS, PFHxS, PFOA and PFOS include both linear and branched isomers. Only the linear isomer is reported for all other analytes.

Sample ID: WI-AF-SB615-0001-0218

VAL - PFAS

Client Data				Laboratory Data			
Name:	CH2M Hill	Matrix:	Soil	Lab Sample:	1800346-04	Column:	BEH C18
Project:	NASWI Ault Field	Date Collected:	13-Feb-18 14:30	Date Received:	21-Feb-18 09:00		
Location:	MW-615			% Solids:	78.3		

Analyte	Conc. (ng/g)	DL	LOD	LOQ	Qualifiers	Batch	Extracted	Samp Size	Analyzed	Dilution
PFBS	ND	0.348	0.960	1.92		B8B0151	27-Feb-18	1.33 g	08-Mar-18 05:47	1
PFHxA	ND	0.195	0.960	1.92		B8B0151	27-Feb-18	1.33 g	08-Mar-18 05:47	1
PFHpA	ND	0.197	0.960	1.92		B8B0151	27-Feb-18	1.33 g	08-Mar-18 05:47	1
PFHxS	ND	0.298	0.960	1.92		B8B0151	27-Feb-18	1.33 g	08-Mar-18 05:47	1
PFOA	ND	0.227	0.960	1.92		B8B0151	27-Feb-18	1.33 g	08-Mar-18 05:47	1
PFOS	1.09	0.811	0.960	1.92	J	B8B0151	27-Feb-18	1.33 g	08-Mar-18 05:47	1
PFNA	ND	0.171	0.960	1.92		B8B0151	27-Feb-18	1.33 g	08-Mar-18 05:47	1
PFDA	ND	0.246	0.960	1.92		B8B0151	27-Feb-18	1.33 g	08-Mar-18 05:47	1
MeFOSAA	ND	0.290	0.960	1.92		B8B0151	27-Feb-18	1.33 g	08-Mar-18 05:47	1
PFUnA	ND	0.340	0.960	1.92		B8B0151	27-Feb-18	1.33 g	08-Mar-18 05:47	1
EtFOSAA	ND	0.308	0.960	1.92		B8B0151	27-Feb-18	1.33 g	08-Mar-18 05:47	1
PFDoA	ND	0.265	0.960	1.92		B8B0151	27-Feb-18	1.33 g	08-Mar-18 05:47	1
PFTrDA	ND	0.117	0.960	1.92		B8B0151	27-Feb-18	1.33 g	08-Mar-18 05:47	1
PFTeDA	ND	0.190	0.960	1.92		B8B0151	27-Feb-18	1.33 g	08-Mar-18 05:47	1

Labeled Standards	Type	% Recovery	Limits	Qualifiers	Batch	Extracted	Samp Size	Analyzed	Dilution
13C3-PFBS	IS	43.5	50 - 150	H	B8B0151	27-Feb-18	1.33 g	08-Mar-18 05:47	1
13C2-PFHxA	IS	63.4	50 - 150		B8B0151	27-Feb-18	1.33 g	08-Mar-18 05:47	1
13C4-PFHpA	IS	65.5	50 - 150		B8B0151	27-Feb-18	1.33 g	08-Mar-18 05:47	1
18O2-PFHxS	IS	58.7	50 - 150		B8B0151	27-Feb-18	1.33 g	08-Mar-18 05:47	1
13C2-PFOA	IS	61.3	50 - 150		B8B0151	27-Feb-18	1.33 g	08-Mar-18 05:47	1
13C8-PFOS	IS	50.9	50 - 150		B8B0151	27-Feb-18	1.33 g	08-Mar-18 05:47	1
13C5-PFNA	IS	74.5	50 - 150		B8B0151	27-Feb-18	1.33 g	08-Mar-18 05:47	1
13C2-PFDA	IS	68.5	50 - 150		B8B0151	27-Feb-18	1.33 g	08-Mar-18 05:47	1
d3-MeFOSAA	IS	76.2	50 - 150		B8B0151	27-Feb-18	1.33 g	08-Mar-18 05:47	1
13C2-PFUnA	IS	78.5	50 - 150		B8B0151	27-Feb-18	1.33 g	08-Mar-18 05:47	1
d5-EtFOSAA	IS	78.8	50 - 150		B8B0151	27-Feb-18	1.33 g	08-Mar-18 05:47	1
13C2-PFDoA	IS	70.8	50 - 150		B8B0151	27-Feb-18	1.33 g	08-Mar-18 05:47	1
13C2-PFTeDA	IS	78.4	50 - 150		B8B0151	27-Feb-18	1.33 g	08-Mar-18 05:47	1

DL - Detection Limit

LOD - Limit of Detection
LOQ - Limit of quantitation

LCL-UCL- Lower control limit - upper control limit
The results are reported in dry weight.
The sample size is reported in wet weight.
Results reported to the DL.

When reported, PFHxS, PFOA and PFOS include both linear and branched isomers.
Only the linear isomer is reported for all other analytes.

Sample ID: WI-AF-SB615-0506-0218

VAL - PFAS

Client Data					Laboratory Data						
Name:	CH2M Hill	Matrix:	Soil	Lab Sample:	1800346-05	Column:	BEH C18				
Project:	NASWI Ault Field	Date Collected:	13-Feb-18 14:45	Date Received:	21-Feb-18 09:00						
Location:	MW-615				% Solids:	79.1					

Analyte	Conc. (ng/g)	DL	LOD	LOQ	Qualifiers	Batch	Extracted	Samp Size	Analyzed	Dilution
PFBS	ND	0.382	1.05	2.11		B8B0151	27-Feb-18	1.20 g	08-Mar-18 05:58	1
PFHxA	ND	0.214	1.05	2.11		B8B0151	27-Feb-18	1.20 g	08-Mar-18 05:58	1
PFHpA	ND	0.216	1.05	2.11		B8B0151	27-Feb-18	1.20 g	08-Mar-18 05:58	1
PFHxS	ND	0.327	1.05	2.11		B8B0151	27-Feb-18	1.20 g	08-Mar-18 05:58	1
PFOA	ND	0.249	1.05	2.11		B8B0151	27-Feb-18	1.20 g	08-Mar-18 05:58	1
PFOS	ND	0.890	1.05	2.11		B8B0151	27-Feb-18	1.20 g	08-Mar-18 05:58	1
PFNA	ND	0.188	1.05	2.11		B8B0151	27-Feb-18	1.20 g	08-Mar-18 05:58	1
PFDA	ND	0.270	1.05	2.11		B8B0151	27-Feb-18	1.20 g	08-Mar-18 05:58	1
MeFOSAA	ND	0.318	1.05	2.11		B8B0151	27-Feb-18	1.20 g	08-Mar-18 05:58	1
PFUnA	ND	0.373	1.05	2.11		B8B0151	27-Feb-18	1.20 g	08-Mar-18 05:58	1
EtFOSAA	ND	0.338	1.05	2.11		B8B0151	27-Feb-18	1.20 g	08-Mar-18 05:58	1
PFDoA	ND	0.291	1.05	2.11		B8B0151	27-Feb-18	1.20 g	08-Mar-18 05:58	1
PFTrDA	ND	0.129	1.05	2.11		B8B0151	27-Feb-18	1.20 g	08-Mar-18 05:58	1
PFTeDA	ND	0.209	1.05	2.11		B8B0151	27-Feb-18	1.20 g	08-Mar-18 05:58	1

Labeled Standards	Type	% Recovery	Limits	Qualifiers	Batch	Extracted	Samp Size	Analyzed	Dilution
13C3-PFBS	IS	106	50 - 150		B8B0151	27-Feb-18	1.20 g	08-Mar-18 05:58	1
13C2-PFHxA	IS	90.1	50 - 150		B8B0151	27-Feb-18	1.20 g	08-Mar-18 05:58	1
13C4-PFHpA	IS	90.3	50 - 150		B8B0151	27-Feb-18	1.20 g	08-Mar-18 05:58	1
18O2-PFHxS	IS	80.6	50 - 150		B8B0151	27-Feb-18	1.20 g	08-Mar-18 05:58	1
13C2-PFOA	IS	93.3	50 - 150		B8B0151	27-Feb-18	1.20 g	08-Mar-18 05:58	1
13C8-PFOS	IS	95.5	50 - 150		B8B0151	27-Feb-18	1.20 g	08-Mar-18 05:58	1
13C5-PFNA	IS	89.7	50 - 150		B8B0151	27-Feb-18	1.20 g	08-Mar-18 05:58	1
13C2-PFDA	IS	81.8	50 - 150		B8B0151	27-Feb-18	1.20 g	08-Mar-18 05:58	1
d3-MeFOSAA	IS	79.4	50 - 150		B8B0151	27-Feb-18	1.20 g	08-Mar-18 05:58	1
13C2-PFUnA	IS	79.9	50 - 150		B8B0151	27-Feb-18	1.20 g	08-Mar-18 05:58	1
d5-EtFOSAA	IS	91.7	50 - 150		B8B0151	27-Feb-18	1.20 g	08-Mar-18 05:58	1
13C2-PFDoA	IS	81.0	50 - 150		B8B0151	27-Feb-18	1.20 g	08-Mar-18 05:58	1
13C2-PFTeDA	IS	99.1	50 - 150		B8B0151	27-Feb-18	1.20 g	08-Mar-18 05:58	1

DL - Detection Limit

LOD - Limit of Detection
LOQ - Limit of quantitation

LCL-UCL- Lower control limit - upper control limit
The results are reported in dry weight.
The sample size is reported in wet weight.
Results reported to the DL.

When reported, PFHxS, PFOA and PFOS include both linear and branched isomers.
Only the linear isomer is reported for all other analytes.

DATA QUALIFIERS & ABBREVIATIONS

B	This compound was also detected in the method blank.
D	Dilution
E	The associated compound concentration exceeded the calibration range of the instrument.
H	Recovery and/or RPD was outside laboratory acceptance limits.
I	Chemical Interference
J	The amount detected is below the Reporting Limit/LOQ.
M	Estimated Maximum Possible Concentration. (CA Region 2 projects only)
*	See Cover Letter
Conc.	Concentration
NA	Not applicable
ND	Not Detected
TEQ	Toxic Equivalency
U	Not Detected (specific projects only)

Unless otherwise noted, solid sample results are reported in dry weight. Tissue samples are reported in wet weight.

CERTIFICATIONS

Accrediting Authority	Certificate Number
Alaska Department of Environmental Conservation	17-013
Arkansas Department of Environmental Quality	17-015-0
California Department of Health – ELAP	2892
DoD ELAP - A2LA Accredited - ISO/IEC 17025:2005	3091.01
Florida Department of Health	E87777-18
Hawaii Department of Health	N/A
Louisiana Department of Environmental Quality	01977
Maine Department of Health	2016026
Minnesota Department of Health	1322288
New Hampshire Environmental Accreditation Program	207717
New Jersey Department of Environmental Protection	CA003
New York Department of Health	11411
Oregon Laboratory Accreditation Program	4042-008
Pennsylvania Department of Environmental Protection	014
Texas Commission on Environmental Quality	T104704189-17-8
Virginia Department of General Services	9077
Washington Department of Ecology	C584
Wisconsin Department of Natural Resources	998036160

Current certificates and lists of licensed parameters are located in the Quality Assurance office and are available upon request.



CHAIN OF CUSTODY

For Laboratory Use Only
 Work Order #: 1800346 Temp: 0.8 °C
 Storage ID: WR-2 Storage Secured: Yes No

Project ID: NASWI Ault Field PO#: 695610.04.FI.WI Sampler: David Butler
 (name)

TAT Standard: 21 days
 (check one): Rush (surcharge may apply)
 14 days 7 days Specify: _____

Invoice to: Name Janice Horton Company CH2M Address 1100 112th Ave NE Ste 500 City Belleve State WA Ph# 360-556-0621 Fax# _____

Relinquished by (printed name and signature) David Butler Date 2/20/18 Time 1000 Received by (printed name and signature) Marissa Sparks Date 02/21/18 Time 0917
 Relinquished by (printed name and signature) _____ Date _____ Time _____ Received by (printed name and signature) _____ Date _____ Time _____

SHIP TO: Vista Analytical Laboratory
 1104 Windfield Way
 El Dorado Hills, CA 95762
 (916) 673-1520 * Fax (916) 673-0106
 Method of Shipment: Fed Ex
 Tracking No.: _____
 Add Analysis(es) Requested: _____
 Container(s): _____
 Mod. EPA Method 537
 EPA Method 537(DW only)

Sample ID	Date	Time	Location/Sample Description	Add Analysis(es) Requested										Comments				
				Quantity	Type	Matrix	PFOA/PFOS	UCMR3 PFAS List 8	537 List 14	Full List of 28	Other, Please List Below	PFOA/PFOS	UCMR3 PFAS List 8		PFAS List 14			
WI-AF-SB-FB01-021418	2/14/18	1750	MW-G15	2	P	AQ					X							
WI-AF-SB-FB01-021318	2/13/18	1530		2	P	AQ					X							
WI-AF-SB615-6768-0218	2/14/18	1130		1	PJ	SO					X							
WI-AF-SB615-6768-0218-MS	2/14/18	1130		1	PJ	SO					X							MS
WI-AF-SB615-6768-0218-MSD	2/14/18	1130		1	PJ	SO					X							MSD
WI-AF-SB615-0001-0218	2/13/18	1430		1	PJ	SO					X							
WI-AF-SB615-0506-0218	2/13/18	1445		1	PJ	SO					X							

Special Instructions/Comments: _____

SEND DOCUMENTATION AND RESULTS TO:
 Name: Tiffany Hill
 Company: CH2M
 Address: 1100 NE Circle Blvd Ste 300
 City: Corvallis State: OR Zip: 97330
 Phone: 541-768-3109 Fax: _____
 Email: tiffany.hill@ch2m.com

Container Types: P= HDPE, PJ= HDPE Jar
 O = Other: _____
 Bottle Preservation Type: T = Thiosulfate,
 TZ = Trizma: _____
 Matrix Types: AQ = Aqueous, DW = Drinking Water, EF = Effluent, PP = Pulp/Paper, SD = Sediment,
 SL = Sludge, SO = Soil, WW = Wastewater, B = Blood/Serum, O = Other: _____

Sample Log-in Checklist

 Vista Work Order #: 1800346 TAT _____

Samples Arrival:	Date/Time: 02/21/18 0900	Initials: WWS	Location: WR-2
			Shelf/Rack: N/A
Logged In:	Date/Time: 02/21/18 0941	Initials: MSB	Location: WR-2
			Shelf/Rack: E6
Delivered By:	<input checked="" type="checkbox"/> FedEx	<input type="checkbox"/> UPS	<input type="checkbox"/> On Trac
		<input type="checkbox"/> GSO	<input type="checkbox"/> DHL
		<input type="checkbox"/> Hand Delivered	<input type="checkbox"/> Other
Preservation:	<input checked="" type="checkbox"/> Ice	<input type="checkbox"/> Blue Ice	<input type="checkbox"/> Dry Ice
	<input type="checkbox"/> None		
Temp °C: 0.9 (uncorrected)	Time: 0916		Thermometer ID: IR-4
Temp °C: 0.8 (corrected)	Probe used: Yes <input type="checkbox"/> No <input checked="" type="checkbox"/>		

	YES	NO	NA
Adequate Sample Volume Received?	✓		
Holding Time Acceptable?	✓		
Shipping Container(s) Intact?	✓		
Shipping Custody Seals Intact?			✓
Shipping Documentation Present?	✓		
Airbill	Trk # 7898 0429 3644	✓	
Sample Container Intact?	✓		
Sample Custody Seals Intact?			✓
Chain of Custody / Sample Documentation Present?	✓		
COC Anomaly/Sample Acceptance Form completed?		✓	✓
If Chlorinated or Drinking Water Samples, Acceptable Preservation?			✓
Preservation Documented:	<input type="checkbox"/> Na ₂ S ₂ O ₃	<input type="checkbox"/> Trizma	<input type="checkbox"/> None
	<input type="checkbox"/> Yes	<input type="checkbox"/> No	<input checked="" type="checkbox"/> NA
Shipping Container	<input checked="" type="checkbox"/> Vista	<input type="checkbox"/> Client	<input checked="" type="checkbox"/> Retain
	<input type="checkbox"/> Return	<input type="checkbox"/> Dispose	

Comments:

EXTRACTION INFORMATION

Process Sheet
 Workorder: **1800346**

MI



Prep Expiration: 2018-Feb-27
 Client: CH2M Hill

Workorder Due: 03-Mar-18 00:00

TAT: 10

Method: **537M PFAS DOD (LOQ as mRL)**
 Matrix: **Aqueous**

Prep Batch: B8B0147

Version: 537 (14 Analyte)
 DoD: DoD QSM 5.1

Prep Data Entered: 02/27/18 MA
 Date and Initials

Initial Sequence: _____

LabSampID	A/B	Prep Rec	Spike Rec	ClientSampleID	Comments	Location	Container
1800346-01	A	<input checked="" type="checkbox"/>	<input checked="" type="checkbox"/>	WI-AF-SB-FB01-021418		WR-2 E-6	HDPE Bottle, 125 mL
1800346-02	↓	<input checked="" type="checkbox"/>	<input checked="" type="checkbox"/>	WI-AF-SB-FB01-021318		WR-2 E-6	HDPE Bottle, 125 mL

Pre-Prep Check Out: HN 2/26/18
 Pre-Prep Check In: NA

Prep Check Out: NA
 Prep Check In: NA

Prep Reconciled Initials/Date: HN 2/26/18
 Spike Reconciled Initials/Date: FR 2.26.18
 VialBoxID: Sponge booty

PREPARATION BENCH SHEET

Matrix: Aqueous

Method: 537M PFAS

Method: 537M PFAS DOD (LOQ as mRL)

B8B0147

Chemist: HIN

Prep Date/Time: ~~23-Feb-18 09:33~~

2/26/18 13:21

HIN 2/26/18

Prepared using: LCMS - SPE Extraction-LCMS

		Date/Initials: <u>HIN 2/26/18</u>				BalanceID: <u>HRMS-8</u>					
Cen	VISTA Sample ID	pH Before	pH After	Chlorine (Cl)	Drops HCl Added	Bottle + Sample (g)	Bottle Only (g)	Sample Amt. (L)	IS/NS CHEM/WIT DATE	SPE	RS CHEM/WIT DATE
<input type="checkbox"/>	B8B0147-BLK1	5	2	0	2	NA	NA	(0.250)	HIN FR 2/26/18	HIN 2/26/18	HIN HIN 2/26/18
<input type="checkbox"/>	B8B0147-BS1	5	2	0	2	↓	↓	(0.250)			
<input checked="" type="checkbox"/>	B8B0147-MS1 1800335-01	6	2	0	4	281.46	27.70	0.25376			
<input checked="" type="checkbox"/>	B8B0147-MSD1 1800335-01	6	2	0	4	284.18	27.54	0.25664			
<input type="checkbox"/>	1800284-16RE1	5	2	0	1	144.69	26.92	0.11777			
<input type="checkbox"/>	1800328-01	6	<u>HIN 2/26/18</u> 2	0	1	141.75	26.91	0.11484			
<input type="checkbox"/>	1800330-01	6	1	0	3	137.76	26.66	0.11110			
<input checked="" type="checkbox"/>	1800335-01	6	2	0	4	292.39	27.76	0.26463			
<input checked="" type="checkbox"/>	1800335-02	6	2	0	3	289.36	28.10	0.261296			
<input checked="" type="checkbox"/>	1800335-03	6	2	0	3	285.44	26.98	0.25846 ^{NA 2/27/18}			
<input checked="" type="checkbox"/>	1800335-04	6	2	0	3	284.56	27.03	0.25753			
<input checked="" type="checkbox"/>	1800335-05	6	2	0	2	289.52	27.66	0.26186			
<input type="checkbox"/>	1800335-06	5	2	0	2	286.23	27.60	0.25863			
<input type="checkbox"/>	1800335-07	5	2	0	2	291.94	27.05	0.26489			
<input type="checkbox"/>	1800341-03RE1	6	2	0	<u>HIN 2/26/18</u> 3	143.56	27.04	0.11652			
<input type="checkbox"/>	1800343-01	6	2	0	3	285.60	26.45	0.25915			

IS: <u>17L2601, 10_μL M</u> IS SUP: <u>NA</u> NS: <u>17L2103, 10_μL (V2)</u> RS: <u>17L2332, 10_μL M</u>	SPE Chem: <u>Strata-X-AW 33_μm ^{200mg} 6mL</u> Ele SOLV: <u>0.5% NH₄OH in MeOH/MeOH</u> Final Volume(s) <u>1 mL</u>	Notes:
---	---	--------

Comments: Assume 1 g = 1 mL
Cen = Centrifuged

PREPARATION BENCH SHEET

Matrix: Aqueous

Method: 537M PFAS

Method: 537M PFAS DOD (LOQ as mRL)

B8B0147

Chemist: HN

Prep Date/Time: ~~23 Feb 18 09:33~~
2/26/18 13:21
HN 2/26/18

Prepared using: LCMS - SPE Extraction-LCMS

		Date/Initials: HN 2/26/18				BalanceID: HRMS-8					
Cen	VISTA Sample ID	pH Before	pH After	Chlorine (Cl)	Drops HCl Added	Bottle + Sample (g)	Bottle Only (g)	Sample Amt. (L)	IS/NS CHEM/WIT DATE	SPE	RS CHEM/WIT DATE
<input type="checkbox"/>	1800343-02	6	2	0	3	287.75	26.39	0.26136	HN 7R 2/26/18	HN 2/26/18	HN 7R 2/26/18
<input type="checkbox"/>	1800346-01	5	2	0	1	143.76	26.63	0.11713	↓	↓	↓
<input type="checkbox"/>	1800346-02	5	2	0	1	139.89	26.72	0.11317	↓	↓	↓

IS: 1722601, 10 mL M IS SUP: NA NS: 1722103, 10 mL (V3) RS: 1722332, 10 mL M	SPE Chem: Strata-X-AW 33 ^{200mg} 6mL Elu SOLV: 0.5% NH4OH in MeOH, MeOH Final Volume(s) 1 mL	Notes:
---	---	--------

Comments: Assume 1 g = 1 mL
Cen = Centrifuged

LabNumber	WetWeight (Initial)	% Solids (Extraction Solids)	DryWeight	Final	Extracted	Ext By	Spike	SpikeAmount	ClientMatrix	Analysis
1800284-16RE1	0.11777 ✓	NA	NA	1000	26-Feb-18 13:21	HN			Drinking Water	537M PFAS DOD (LOQ as
1800328-01	0.11484 ✓			1000	26-Feb-18 13:21	HN			Aqueous	537M PFAS
1800330-01	0.1111 ✓			1000	26-Feb-18 13:21	HN			Aqueous	537M PFAS
1800335-01	0.26463 ✓			1000	26-Feb-18 13:21	HN			Aqueous	537M PFAS DOD (LOQ as
1800335-01	0.26463			1000	26-Feb-18 13:21	HN	MA 02/27/18		Aqueous	537M PFAS
1800335-02	0.26126 ✓			1000	26-Feb-18 13:21	HN			Aqueous	537M PFAS DOD (LOQ as
1800335-03	0.25846 ✓			1000	26-Feb-18 13:21	HN			Aqueous	537M PFAS DOD (LOQ as
1800335-04	0.25753 ✓			1000	26-Feb-18 13:21	HN			Aqueous	537M PFAS DOD (LOQ as
1800335-05	0.26186 ✓			1000	26-Feb-18 13:21	HN			Aqueous	537M PFAS DOD (LOQ as
1800335-06	0.25863 ✓			1000	26-Feb-18 13:21	HN			Aqueous	537M PFAS DOD (LOQ as
1800335-07	0.26489 ✓			1000	26-Feb-18 13:21	HN			Aqueous	537M PFAS DOD (LOQ as
1800341-03RE1	0.11652 ✓			1000	26-Feb-18 13:21	HN			Aqueous	537M PFAS DOD (LOQ as
1800343-01	0.25915 ✓			1000	26-Feb-18 13:21	HN			Drinking Water	537M PFAS DOD (LOQ as
1800343-02	0.26136 ✓			1000	26-Feb-18 13:21	HN			Drinking Water	537M PFAS DOD (LOQ as
1800346-01	0.11713 ✓			1000	26-Feb-18 13:21	HN			Aqueous	537M PFAS DOD (LOQ as
1800346-02	0.11317 ✓			1000	26-Feb-18 13:21	HN			Aqueous	537M PFAS DOD (LOQ as
B8B0147-BLK1	0.25 ✓			1000	26-Feb-18 13:21	HN				QC
B8B0147-BS1	0.25 ✓			1000	26-Feb-18 13:21	HN	17L2103 ✓	10 ✓		QC
B8B0147-MS1	0.25376 ✓			1000	26-Feb-18 13:21	HN	17L2103 ✓	10 ✓		QC
B8B0147-MSD1	0.25664 ✓			1000	26-Feb-18 13:21	HN	17L2103 ✓	10 ✓		QC

✓ MA 02/27/18

Process Sheet



Workorder: **1800346**

Prep Expiration: 2018-Apr-14

Client: CH2M Hill

Workorder Due: **03-Mar-18 00:00**

Method: **VAL - PFAS DoD (LOQ as RL)**
Matrix: **Solid**

TAT: 10

HC 2-26-18

Prep Batch: ~~B8B00~~ B8B0151

Also run: **Percent Solids**
Version: 537 (14 Analyte)
DoD: **DoD QSM 5.1**

Prep Data Entered: 3.1.18 HC

Date and Initials

Initial Sequence: S86 0018

LabSampID	A/B	Prep Rec	Spike Rec	ClientSampleID	Comments	Location	Container
1800346-03	A	<input checked="" type="checkbox"/>	<input type="checkbox"/>	WI-AF-SB615-6768-0218	MS/MSD	WR-2 E-6	HDPE Jar, 6 oz
1800346-04	J	<input checked="" type="checkbox"/>	<input type="checkbox"/>	WI-AF-SB615-0001-0218		WR-2 E-6	HDPE Jar, 6 oz
1800346-05	J	<input checked="" type="checkbox"/>	<input type="checkbox"/>	WI-AF-SB615-0506-0218		WR-2 E-6	HDPE Jar, 6 oz

Pre-Prep Check Out: HN 2/27/18

Prep Check Out: NA

Prep Reconciled Inits/Date: HN 2/27/18

Pre-Prep Check In: HN 2/27/18

Prep Check In: NA

Spike Reconciled Inits/Date: NA

VialBoxID: Grim

PREPARATION BENCH SHEET

Matrix: Solid

B8B0151

Chemist: KC

Method: VAL - PFAS DoD (LOQ as RL)

Prepared using: LCMS - Sonication/SPE Extraction

Prep Date/Time: ~~26-Feb-18 07:28~~

27 16:30
KC 2/27/18

BalanceID: HRMS-8

VISTA Sample ID	Sample Amt. (g)	IS/NS CHEM/WIT DATE	Pre-Ext	Extraction	SPE	RS CHEM/WIT DATE
B8B0151-BLK1	(1.00)	KC HN 2/27/18	HN 2/27/18	HC KC 2-28-18	KC 2/28/18	KC HN 2/28/18
B8B0151-BS1	(1.00)					
B8B0151-MS1 1800346-03	FIN 2/27/18 1.29 1.10					
B8B0151-MSD1 1800346-03	HN 2/27/18 1.30 1.09					
1800346-03	HN 2/27/18 1.27 1.08					
1800346-04	1.33					
1800346-05	1.20					
1800356-03	1.06					
1800356-04	1.07					
1800356-05	1.16					
1800356-06	1.10					

IS: <u>17L2103, 10µL</u>	Ext SOLV: <u>1:1 MeOH/ACN</u>	Notes:
IS SUP: <u>NA</u>	SPE Chem: <u>Strata-X-AW 33µm 200mg 1cmL</u>	
NS: <u>17L2103, 10µL (V3)</u>	Ele SOLV: <u>MeOH/-5% NH₄OH in MeOH</u>	
RS: <u>17L2318B220, 10µL (V3)</u> <u>17L2332, 10µL KC 2/28/18</u>	Final Volume(s) <u>1mL</u>	

Percent Moisture/ Percent Solids

D2216-90

BATCH ID

B8B0146

Analyst: HN Analyte: Dried at 110°C+/-5°C	Test Code: %Moist/%Solids Units: %	Data Entry Verified by: (Initial and Date) <u>HN 2/28/18</u>
--	---	--

Date/Time IN: 2/27/18 13:45
Date/Time OUT: 2/28/18 15:35

Inst
HRMS 8

Particle Size	SampID	SampType	Initial and Date:	G			Dry Sample Weight (g)	%Solids RawVal	M N O			Visual Inspection
				HN 2/27/18	HN2/28/18				pH Before	pH After	Acid Added	
			Pan Tare Wt. (gms)	Wet Pan and Sample Weight (g)	Dry Pan and Sample Weight (g)							
	1800346-03	Sample	1.2600 ✓	3.8900 ✓	3.5500 ✓		2.2900	87.07	NA	NA	NA	See Attachmen
	1800346-04	Sample	1.2700 ✓	3.3000 ✓	2.8600 ✓		1.5900	78.33	NA	NA	NA	See Attachmen
	1800346-05	Sample	1.2800 ✓	3.4800 ✓	3.0200 ✓		1.7400	79.09	NA	NA	NA	See Attachmen
	1800356-03	Sample	1.2800 ✓	3.4500 ✓	3.1500 ✓		1.8700	86.18	NA	NA	NA	See Attachmen
	1800356-04	Sample	1.2600 ✓	3.7400 ✓	3.5900 ✓		2.3300	93.95	NA	NA	NA	See Attachmen
	1800356-05	Sample	1.2800 ✓	3.9300 ✓	3.7600 ✓		2.4800	93.58	NA	NA	NA	See Attachmen
	1800356-06	Sample	1.2600 ✓	3.8900 ✓	3.5800 ✓		2.3200	88.21	NA	NA	NA	See Attachmen

Percent Moisture/ Percent Solids

D2216-90

BATCH ID

B8B0146

Analyst: HN Test Code: %Moist/%Solids

Analyte: Dried at 110°C+/-5°C Units: %

Data Entry Verified by:
(Initial and Date) _____

Inst HRMS-8

Date/Time IN: 2/27/18 15:45 Date/Time OUT: 2/28/18 15:35

Particle Size	SampID	SampType	Initial and Date:		F		Dry Sample Weight (g)	%Solids RawVal	M N O			Cl-	Visual Inspection
			Pan Tare Wt. (gms)		HN 2/27/18	HN 2/28/18			pH Before	pH After	Acid Added		
	1800346-03	(A) Sample	1.26		3.89	3.55							Moist Sand
	1800346-04	Sample	1.27		3.30	2.86							Damp Soil
	1800346-05	Sample	1.28		3.48	3.02							Clay
	1800356-03	Sample	1.28		3.45	3.15							Soft Soil
	1800356-04	Sample	1.26		3.74	3.62 ^{HN 2/28/18} 3.59							Moist Sand
	1800356-05	Sample	1.28		3.93	3.76							Moist Sand
	1800356-06	↓ Sample	1.26		4.37 3.89	3.58							Sand
					HN 2/27/18		HN 2/28/18						
		(A) Sample was homogenized		HN	2/27/18								

Solids estimate

Batch: B8B0146

Lab ID	Analysis	% Solids	Entered	Target weight	Weigh this much
1800346-03	Percent Solids	87.07		1.00	1.15
1800346-04	Percent Solids	78.33		1.00	1.28
1800346-05	Percent Solids	79.09		1.00	1.26
1800356-03	Percent Solids	86.18		1.00	1.16
1800356-04	Percent Solids	93.95		1.00	1.06
1800356-05	Percent Solids	93.58		1.00	1.07
1800356-06	Percent Solids	88.21		1.00	1.13

LabNumber	WetWeight (Initial)	% Solids (Extraction Solids)	DryWeight	Final	Extracted	Ext By	Spike	SpikeAmount	ClientMatrix	Analysis
1800346-03	1.08 ✓	87.07224	0.9404	1000	27-Feb-18 16:30	KC			Soil	VAL - PFAS DoD (LOQ as
1800346-04	1.33 ✓	78.32512	1.0417	1000	27-Feb-18 16:30	KC			Soil	VAL - PFAS DoD (LOQ as
1800346-05	1.2 ✓	79.0909	0.9491	1000	27-Feb-18 16:30	KC			Soil	VAL - PFAS DoD (LOQ as
1800356-03	1.06 ✓	86.17512	0.9135	1000	27-Feb-18 16:30	KC			Soil	VAL - PFAS DoD (LOQ as
1800356-04	1.07 ✓	93.95161	1.0053	1000	27-Feb-18 16:30	KC			Soil	VAL - PFAS DoD (LOQ as
1800356-05	1.16 ✓	93.5849	1.0856	1000	27-Feb-18 16:30	KC			Soil	VAL - PFAS DoD (LOQ as
1800356-06	1.1 ✓	88.21292	0.9703	1000	27-Feb-18 16:30	KC			Soil	VAL - PFAS DoD (LOQ as
B8B0151-BLK1	1 ✓			1000	27-Feb-18 16:30	KC				QC
B8B0151-BS1	1 ✓			1000	27-Feb-18 16:30	KC	17L2103 ✓	10		QC
B8B0151-MS1	1.1 ✓	87.07224	0.9578	1000	27-Feb-18 16:30	KC	17L2103 ✓	10		QC
B8B0151-MSD1	1.09 ✓	87.07224	0.9491	1000	27-Feb-18 16:30	KC	17L2103 ✓	10		QC

↓
change in
sequence
AD 3/1/18

7K
3-1-18

SAMPLE DATA – MODIFIED EPA METHOD 537

Dataset: Z:\Projects\PFAS.PRO\Results\180307M1\180307M1-21.qld

Last Altered: Monday, March 12, 2018 11:19:13 Pacific Daylight Time
Printed: Monday, March 12, 2018 11:20:44 Pacific Daylight Time

Method: Z:\Projects\PFAS.PRO\MethDB\PFAS_FULL_80C_030718.mdb 09 Mar 2018 14:08:10

Calibration: Z:\Projects\PFAS.PRO\CurveDB\C18_VAL-PFAS_Q4_03-07-18-FULL.cdb 08 Mar 2018 13:04:56

Name: 180307M1_21, Date: 07-Mar-2018, Time: 19:49:57, ID: B8B0147-BLK1 Method Blank 0.25, Description: Method Blank

	# Name	Trace	Area	IS Area	Wt./Vol.	RRF	Pred.RT	RT	y Axis Resp.	Conc.	%Rec
1	3 PFBS	299.0 > 79.7		3.38e3	0.250		2.98				
2	5 PFHxA	313.2 > 268.9		1.02e4	0.250		3.48				
3	7 PFHpA	363.0 > 318.9		2.43e4	0.250		4.10				
4	8 L-PFHxS	398.9 > 79.6	1.62e1	3.20e3	0.250		4.24	3.93	0.0631		
5	11 L-PFOA	413 > 368.7	3.87e2	3.31e4	0.250		4.45	4.31	0.146	0.3124	
6	14 PFNA	463.0 > 418.8		2.98e4	0.250		5.04				
7	16 L-PFOS	499 > 79.9		7.37e3	0.250		4.84				
8	18 PFDA	513 > 468.8		2.52e4	0.250		5.40				
9	21 N-MeFOSAA	570.1 > 419		1.23e4	0.250		5.55				
10	22 N-EtFOSAA	584.2 > 419		1.23e4	0.250		5.70				
11	23 PFUdA	563.0 > 518.9		2.93e4	0.250		5.72				

Dataset: Z:\Projects\PFAS.PRO\Results\180307M1\180307M1-21.qld

Last Altered: Monday, March 12, 2018 11:19:13 Pacific Daylight Time

Printed: Monday, March 12, 2018 11:20:53 Pacific Daylight Time

Name: 180307M1_21, Date: 07-Mar-2018, Time: 19:49:57, ID: B8B0147-BLK1 Method Blank 0.25, Description: Method Blank

	# Name	Trace	Area	IS Area	Wt./Vol.	RRF	Pred.RT	RT	y Axis Resp.	Conc.	%Rec
33	65 Total PFHxS	398.9 > 79.6	1.62e1	3.20e3	0.250		4.24		0.000		
34	66 Total PFOA	413 > 368.7	3.87e2	3.31e4	0.250		4.61		0.146	0.3124	
35	67 Total PFOS	499 > 79.9	0.00e0	7.37e3	0.250		5.11		0.000		

Dataset: Z:\Projects\PFAS.PRO\Results\180307M1\180307M1-21.qld

Last Altered: Monday, March 12, 2018 11:19:13 Pacific Daylight Time

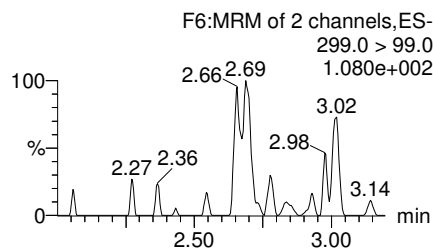
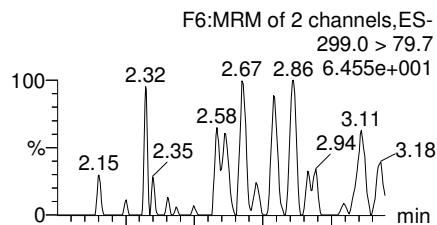
Printed: Monday, March 12, 2018 11:20:53 Pacific Daylight Time

Method: Z:\Projects\PFAS.PRO\MethDB\PFAS_FULL_80C_030718.mdb 09 Mar 2018 14:08:10

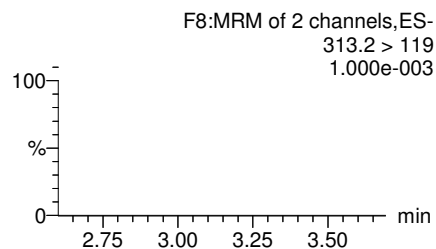
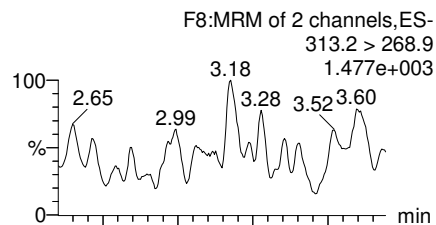
Calibration: Z:\Projects\PFAS.PRO\CurveDB\C18_VAL-PFAS_Q4_03-07-18-FULL.cdb 08 Mar 2018 13:04:56

Name: 180307M1_21, Date: 07-Mar-2018, Time: 19:49:57, ID: B8B0147-BLK1 Method Blank 0.25, Description: Method Blank

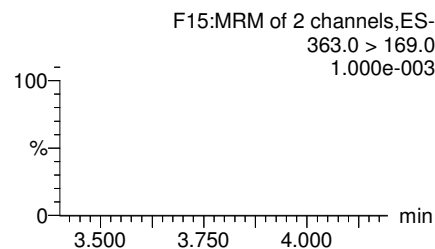
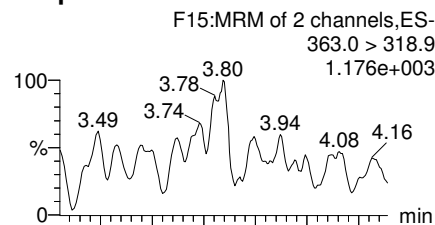
PFBS



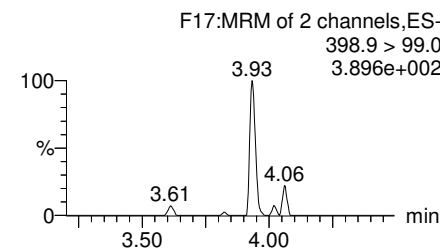
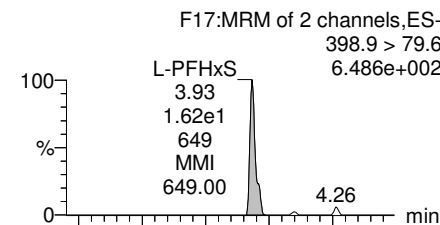
PFHxA



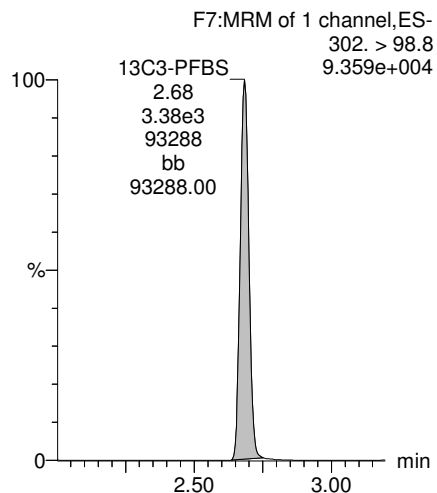
PFHpA



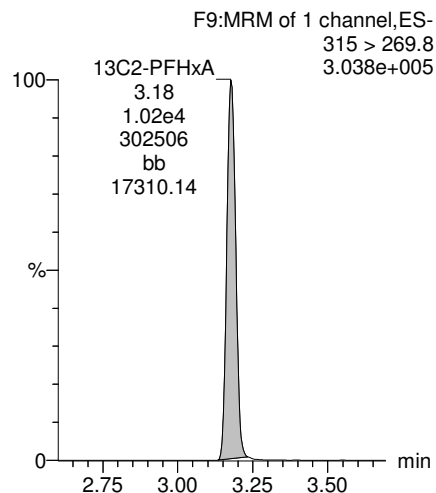
Total PFHxS



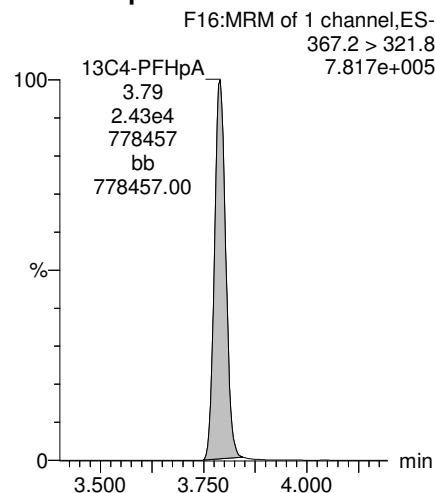
13C3-PFBS



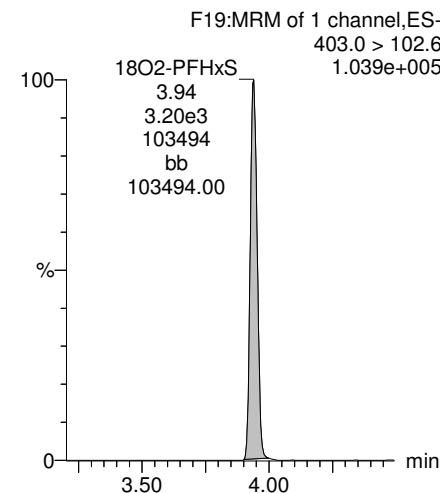
13C2-PFHxA



13C4-PFHpA



18O2-PFHxS

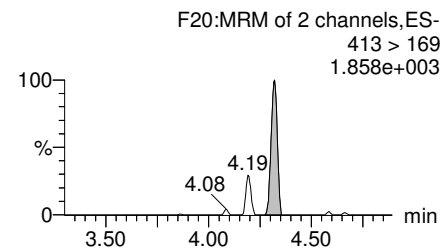
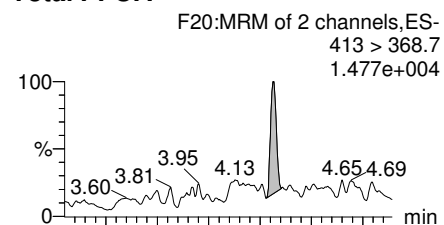


Dataset: Z:\Projects\PFAS.PRO\Results\180307M1\180307M1-21.qld

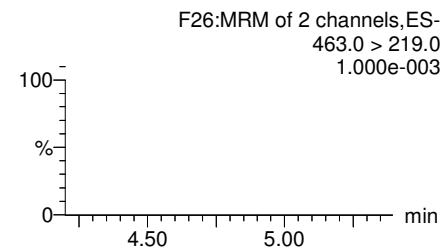
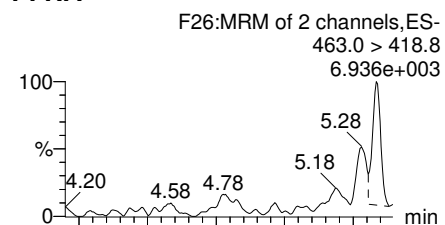
Last Altered: Monday, March 12, 2018 11:19:13 Pacific Daylight Time
Printed: Monday, March 12, 2018 11:20:53 Pacific Daylight Time

Name: 180307M1_21, Date: 07-Mar-2018, Time: 19:49:57, ID: B8B0147-BLK1 Method Blank 0.25, Description: Method Blank

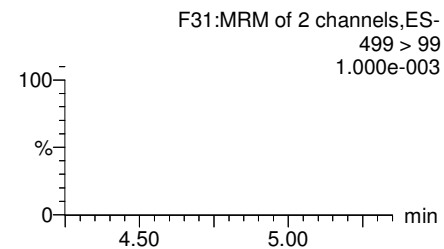
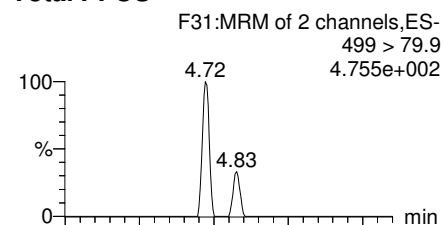
Total PFOA



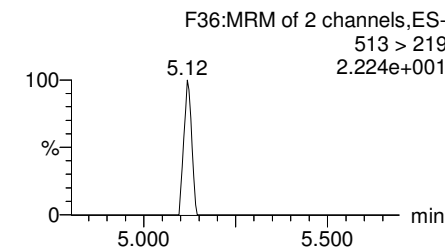
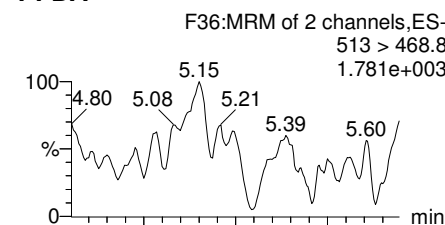
PFNA



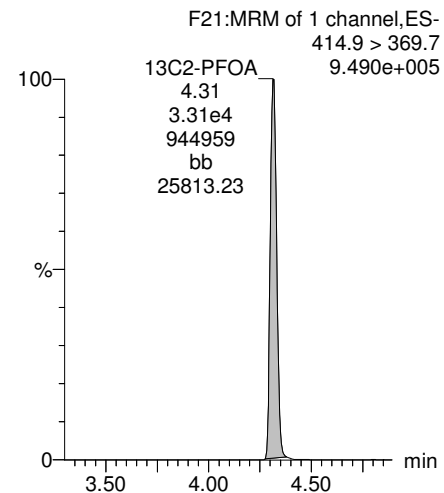
Total PFOS



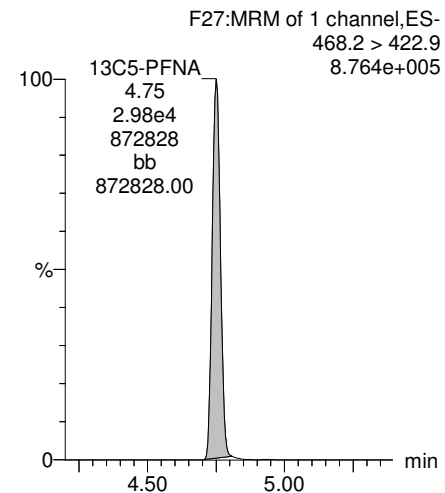
PFDA



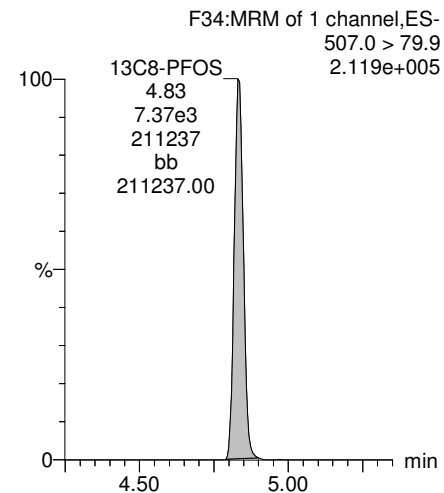
13C2-PFOA



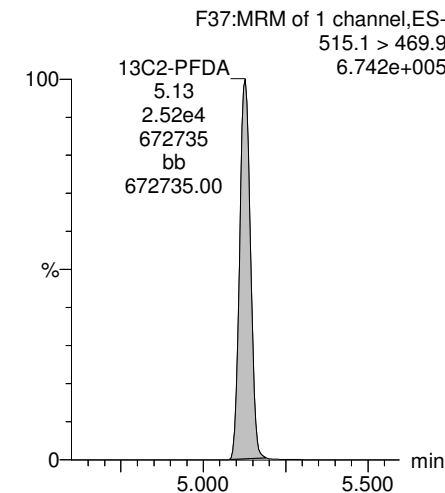
13C5-PFNA



13C8-PFOS



13C2-PFDA



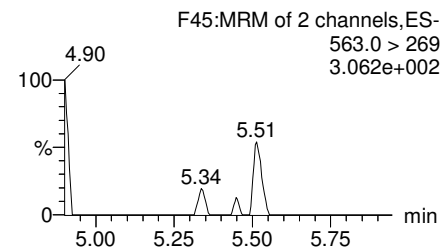
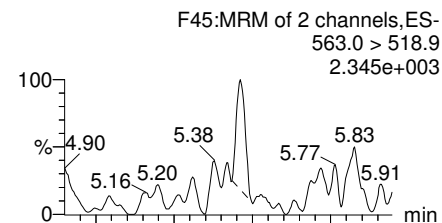
Dataset: Z:\Projects\PFAS.PRO\Results\180307M1\180307M1-21.qld

Last Altered: Monday, March 12, 2018 11:19:13 Pacific Daylight Time

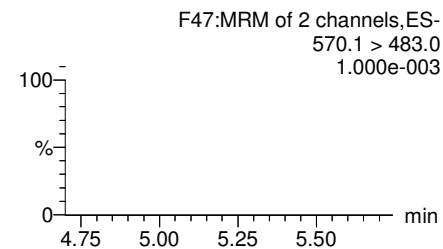
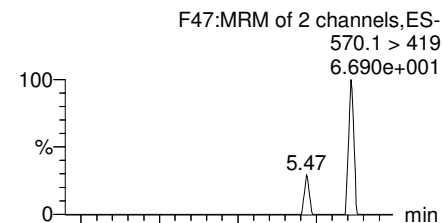
Printed: Monday, March 12, 2018 11:20:53 Pacific Daylight Time

Name: 180307M1_21, Date: 07-Mar-2018, Time: 19:49:57, ID: B8B0147-BLK1 Method Blank 0.25, Description: Method Blank

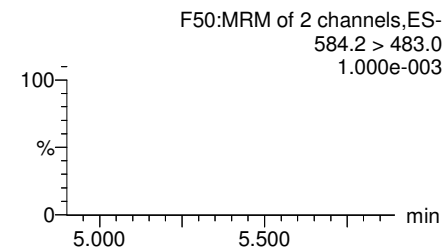
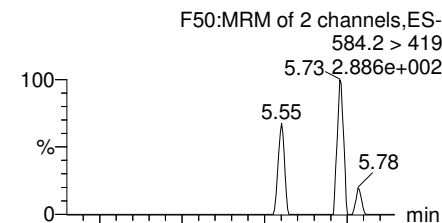
PFUdA



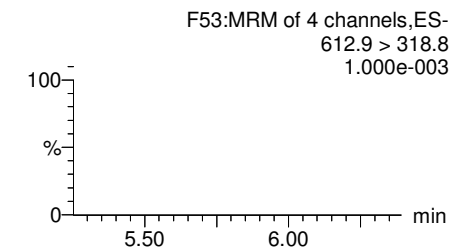
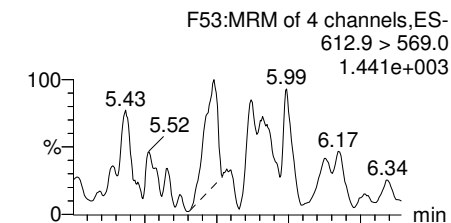
N-MeFOSAA



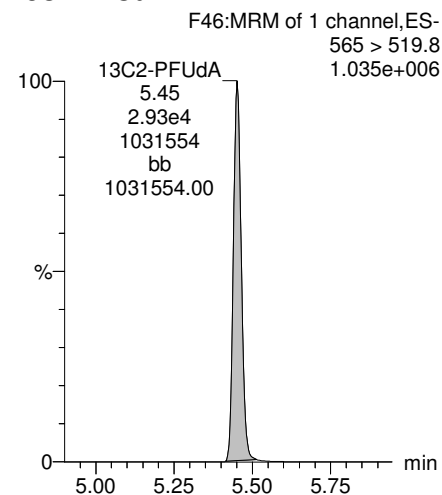
N-EtFOSAA



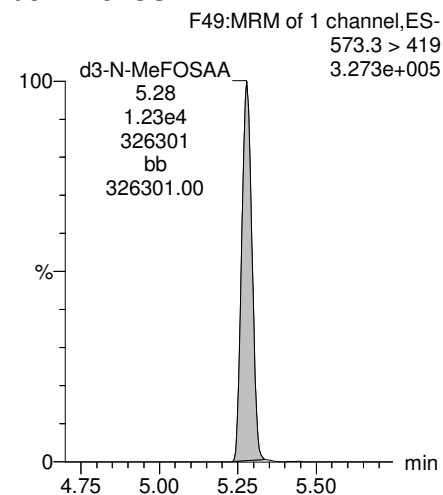
PFDoA



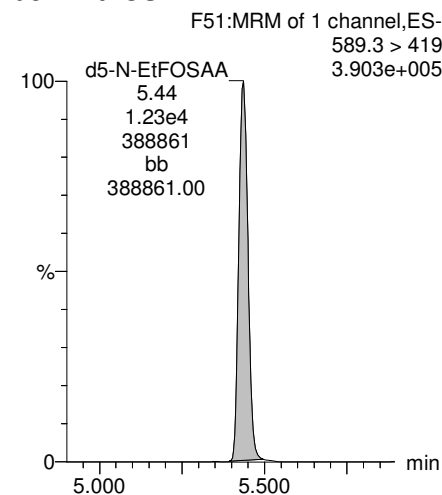
13C2-PFUdA



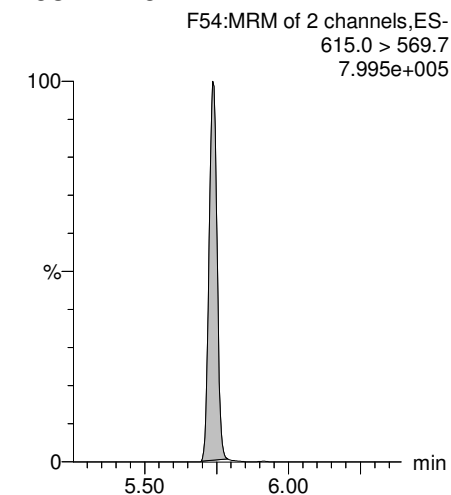
d3-N-MeFOSAA



d5-N-EtFOSAA



13C2-PFDoA


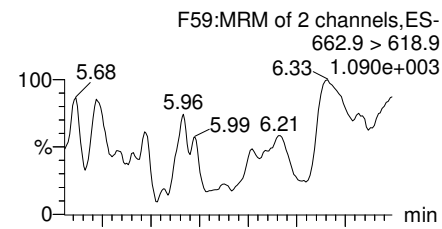


Dataset: Z:\Projects\PFAS.PRO\Results\180307M1\180307M1-21.qld

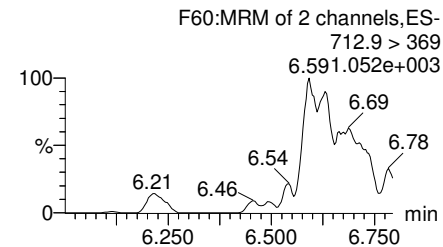
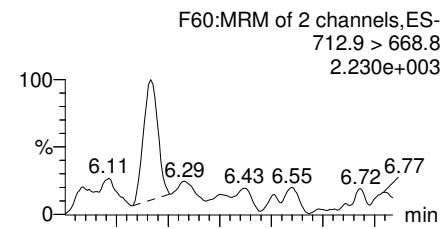
Last Altered: Monday, March 12, 2018 11:19:13 Pacific Daylight Time
Printed: Monday, March 12, 2018 11:20:53 Pacific Daylight Time

Name: 180307M1_21, Date: 07-Mar-2018, Time: 19:49:57, ID: B8B0147-BLK1 Method Blank 0.25, Description: Method Blank

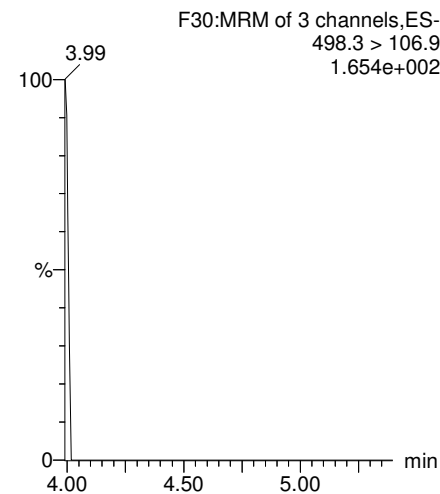
PFTrDA



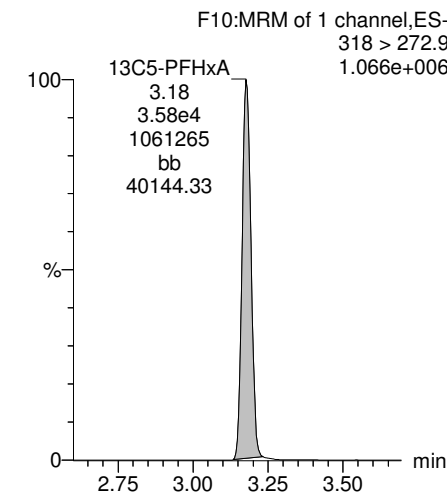
PFTeDA



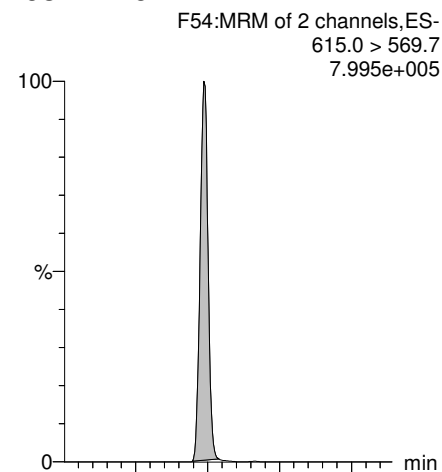
TCDA



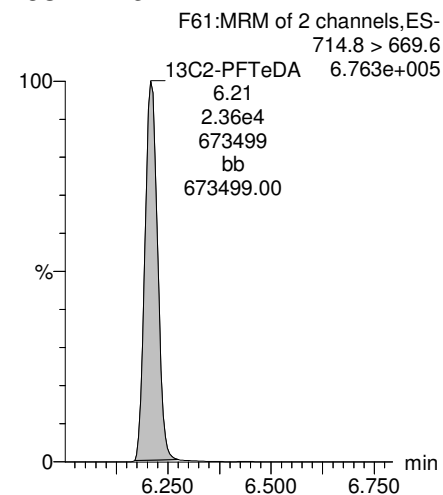
13C5-PFHxA



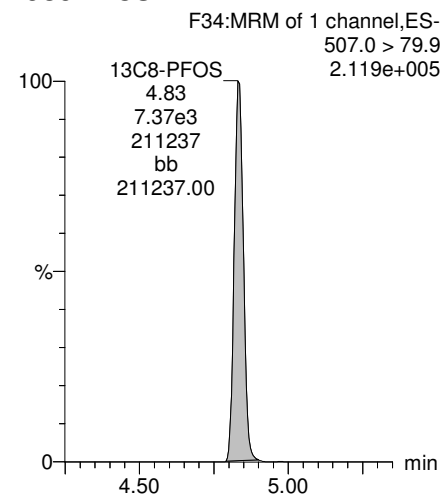
13C2-PFDoA



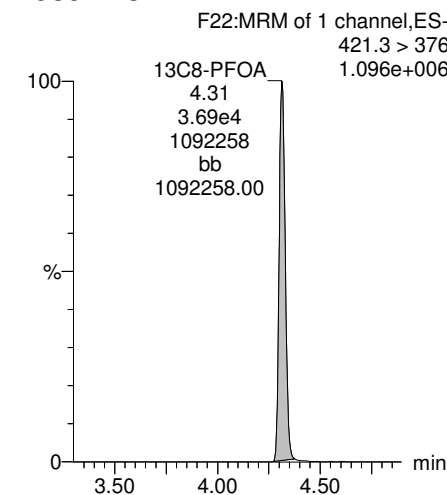
13C2-PFTeDA



13C8-PFOS



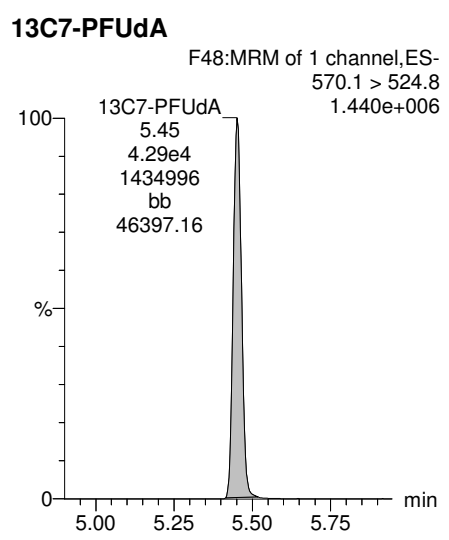
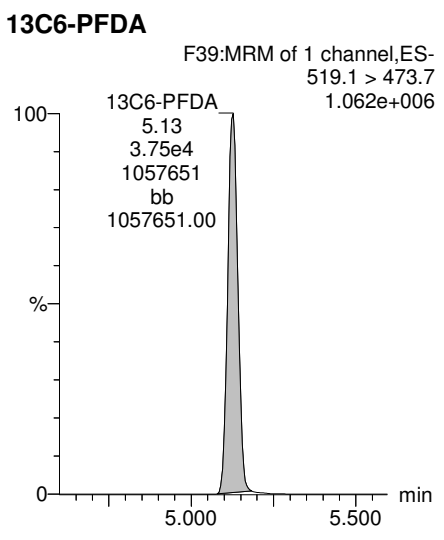
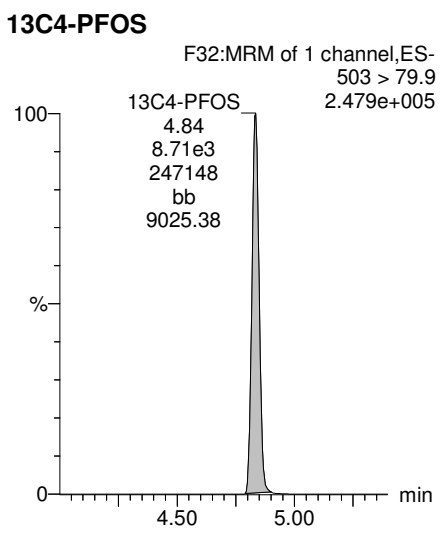
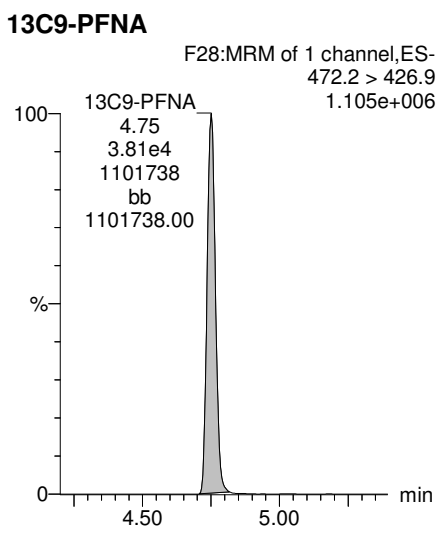
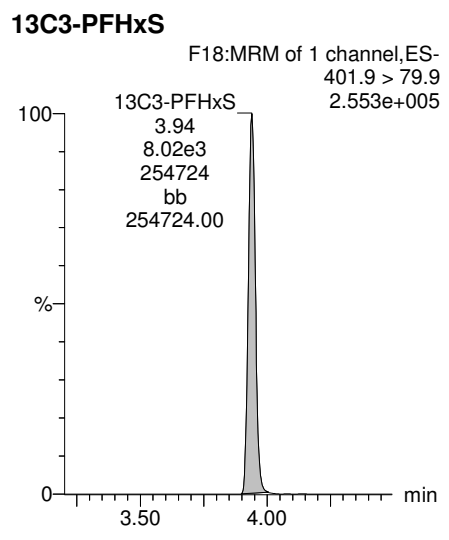
13C8-PFOA



Dataset: Z:\Projects\PFAS.PRO\Results\180307M1\180307M1-21.qld

Last Altered: Monday, March 12, 2018 11:19:13 Pacific Daylight Time
Printed: Monday, March 12, 2018 11:20:53 Pacific Daylight Time

Name: 180307M1_21, Date: 07-Mar-2018, Time: 19:49:57, ID: B8B0147-BLK1 Method Blank 0.25, Description: Method Blank



Dataset: Z:\Projects\PFAS.PRO\Results\180307M1\180307M1-20.qld

Last Altered: Saturday, March 10, 2018 09:08:59 Pacific Standard Time

Printed: Saturday, March 10, 2018 09:11:22 Pacific Standard Time

Method: Z:\Projects\PFAS.PRO\MethDB\PFAS_FULL_80C_030718.mdb 09 Mar 2018 14:08:10

Calibration: Z:\Projects\PFAS.PRO\CurveDB\C18_VAL-PFAS_Q4_03-07-18-FULL.cdb 08 Mar 2018 13:04:56

Name: 180307M1_20, Date: 07-Mar-2018, Time: 19:38:30, ID: B8B0147-BS1 OPR 0.25, Description: OPR

	# Name	Trace	Area	IS Area	Wt./Vol.	RRF	Pred.RT	RT	y Axis Resp.	Conc.	%Rec
1	3 PFBS	299.0 > 79.7	7.54e3	4.89e3	0.250		2.98	2.68	19.3	46.1385	115.3
2	5 PFHxA	313.2 > 268.9	3.49e4	1.25e4	0.250		3.48	3.18	14.0	46.8409	117.1
3	7 PFHpA	363.0 > 318.9	3.45e4	3.27e4	0.250		4.10	3.79	13.2	45.8272	114.6
4	8 L-PFHxS	398.9 > 79.6	6.02e3	3.78e3	0.250		4.24	3.94	19.9	50.7683	126.9
5	11 L-PFOA	413 > 368.7	3.87e4	4.58e4	0.250		4.45	4.32	10.6	48.4655	121.2
6	14 PFNA	463.0 > 418.8	4.26e4	4.54e4	0.250		5.04	4.75	11.7	42.6733	106.7
7	16 L-PFOS	499 > 79.9	8.83e3	1.07e4	0.250		4.84	4.84	10.3	38.5160	96.3
8	18 PFDA	513 > 468.8	3.97e4	3.61e4	0.250		5.40	5.13	13.7	52.7615	131.9
9	21 N-MeFOSAA	570.1 > 419	1.93e4	1.76e4	0.250		5.55	5.28	13.7	39.4869	98.7
10	22 N-EtFOSAA	584.2 > 419	1.55e4	1.76e4	0.250		5.70	5.44	11.0	49.2987	123.2
11	23 PFUdA	563.0 > 518.9	3.14e4	4.53e4	0.250		5.72	5.45	8.67	35.3138	88.3

Dataset: Z:\Projects\PFAS.PRO\Results\180307M1\180307M1-20.qld

Last Altered: Saturday, March 10, 2018 09:08:59 Pacific Standard Time

Printed: Saturday, March 10, 2018 09:11:33 Pacific Standard Time

Method: Z:\Projects\PFAS.PRO\MethDB\PFAS_FULL_80C_030718.mdb 09 Mar 2018 14:08:10

Calibration: Z:\Projects\PFAS.PRO\CurveDB\C18_VAL-PFAS_Q4_03-07-18-FULL.cdb 08 Mar 2018 13:04:56

Name: 180307M1_20, Date: 07-Mar-2018, Time: 19:38:30, ID: B8B0147-BS1 OPR 0.25, Description: OPR

#	Name	Trace	Area	IS Area	Wt./Vol.	RRF	Pred.RT	RT	y Axis Resp.	Conc.	%Rec
1	25 PFDoA	612.9 > 569.0	4.47e4	3.87e4	0.250		5.99	5.74	14.5	45.8096	114.5
2	27 PFTTrDA	662.9 > 618.9	4.61e4	3.87e4	0.250		6.22	5.99	14.9	47.4779	118.7
3	28 PFTeDA	712.9 > 668.8	4.12e4	2.77e4	0.250		6.41	6.21	18.6	51.6472	129.1
4	36 13C3-PFBS	302. > 98.8	4.89e3	4.62e4	0.250	0.096	2.98	2.68	1.32	55.0493	110.1
5	37 13C2-PFHxA	315 > 269.8	1.25e4	4.62e4	0.250	0.697	3.48	3.18	3.39	19.4418	97.2
6	38 13C4-PFHpA	367.2 > 321.8	3.27e4	4.62e4	0.250	0.683	4.10	3.79	8.86	51.8346	103.7
7	39 18O2-PFHxS	403.0 > 102.6	3.78e3	1.04e4	0.250	0.387	4.24	3.94	4.56	47.0394	94.1
8	40 13C2-6:2 FTS	429.1 > 408.9	1.05e4	4.88e4	0.250	0.238	4.56	4.26	2.69	45.2441	90.5
9	41 13C2-PFOA	414.9 > 369.7	4.58e4	4.88e4	0.250	1.079	4.61	4.32	11.7	43.5437	87.1
10	42 13C5-PFNA	468.2 > 422.9	4.54e4	5.46e4	0.250	0.853	5.04	4.75	10.4	48.7590	97.5
11	43 13C8-PFOA	506.1 > 77.7	4.75e3	5.09e4	0.250	0.159	5.09	4.83	1.16	29.2294	58.5
12	44 13C8-PFOS	507.0 > 79.9	1.07e4	1.11e4	0.250	0.934	5.11	4.84	12.1	51.7786	103.6
13	45 13C2-PFDA	515.1 > 469.9	3.61e4	5.19e4	0.250	0.898	5.40	5.13	8.71	38.7893	77.6
14	46 13C2-8:2 FTS	529.1 > 508.7	7.72e3	4.62e4	0.250	0.170	5.38	5.10	2.09	49.1934	98.4
15	47 d3-N-MeFOSAA	573.3 > 419	1.76e4	5.09e4	0.250	0.372	5.55	5.28	4.33	46.4948	93.0
16	48 d5-N-EtFOSAA	589.3 > 419	1.76e4	5.09e4	0.250	0.385	5.70	5.44	4.32	44.8800	89.8
17	49 13C2-PFUdA	565 > 519.8	4.53e4	5.09e4	0.250	0.961	5.72	5.45	11.1	46.2827	92.6
18	50 13C2-PFDoA	615.0 > 569.7	3.87e4	5.09e4	0.250	0.864	5.99	5.74	9.49	43.9570	87.9
19	51 d3-N-MeFOSA	515.2 > 168.9		5.09e4	0.250	0.080	5.93				
20	52 13C2-PFTeDA	714.8 > 669.6	2.77e4	5.09e4	0.250	0.692	6.41	6.21	6.80	39.3082	78.6
21	53 d5-N-ETFOSA	531.1 > 168.9		5.09e4	0.250	0.113	6.25				
22	54 13C2-PFHxDA	815 > 769.7	2.35e4	5.09e4	0.250	1.397	6.69	6.54	5.77	16.5298	82.6
23	55 d7-N-MeFOSE	623.1 > 58.9		5.09e4	0.250	0.090	6.31				
24	56 d9-N-EtFOSE	639.2 > 58.8		5.09e4	0.250	0.084	6.45				
25	57 13C4-PFBA	217. > 171.8	2.98e4	2.98e4	0.250	1.000	1.73	1.44	12.5	50.0000	100.0
26	58 13C5-PFHxA	318 > 272.9	4.62e4	4.62e4	0.250	1.000	3.48	3.18	12.5	50.0000	100.0
27	59 13C3-PFHxS	401.9 > 79.9	1.04e4	1.04e4	0.250	1.000	4.24	3.94	12.5	50.0000	100.0
28	60 13C8-PFOA	421.3 > 376	4.88e4	4.88e4	0.250	1.000	4.61	4.31	12.5	50.0000	100.0
29	61 13C9-PFNA	472.2 > 426.9	5.46e4	5.46e4	0.250	1.000	4.70	4.75	12.5	50.0000	100.0
30	62 13C4-PFOS	503 > 79.9	1.11e4	1.11e4	0.250	1.000	5.11	4.84	12.5	50.0000	100.0
31	63 13C6-PFDA	519.1 > 473.7	5.19e4	5.19e4	0.250	1.000	5.40	5.13	12.5	50.0000	100.0
32	64 13C7-PFUdA	570.1 > 524.8	5.09e4	5.09e4	0.250	1.000	5.72	5.45	12.5	50.0000	100.0

Dataset: Z:\Projects\PFAS.PRO\Results\180307M1\180307M1-20.qld

Last Altered: Saturday, March 10, 2018 09:08:59 Pacific Standard Time

Printed: Saturday, March 10, 2018 09:11:33 Pacific Standard Time

Name: 180307M1_20, Date: 07-Mar-2018, Time: 19:38:30, ID: B8B0147-BS1 OPR 0.25, Description: OPR

	# Name	Trace	Area	IS Area	Wt./Vol.	RRF	Pred.RT	RT	y Axis Resp.	Conc.	%Rec
33	65 Total PFHxS	398.9 > 79.6	6.02e3	3.78e3	0.250		4.24		19.9	50.7683	
34	66 Total PFOA	413 > 368.7	3.87e4	4.58e4	0.250		4.61		10.6	48.4655	
35	67 Total PFOS	499 > 79.9	8.83e3	1.07e4	0.250		5.11		10.3	38.5160	

Dataset: Z:\Projects\PFAS.PRO\Results\180307M1\180307M1-20.qld

Last Altered: Saturday, March 10, 2018 09:08:59 Pacific Standard Time

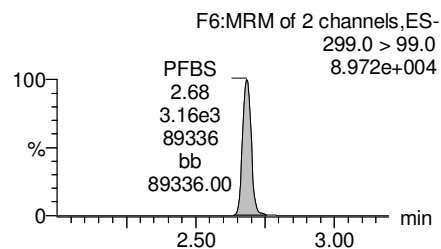
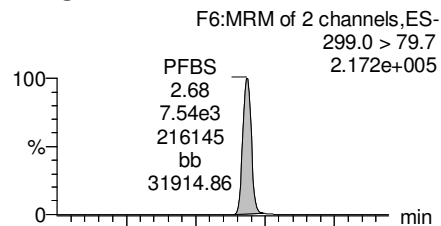
Printed: Saturday, March 10, 2018 09:11:33 Pacific Standard Time

Method: Z:\Projects\PFAS.PRO\MethDB\PFAS_FULL_80C_030718.mdb 09 Mar 2018 14:08:10

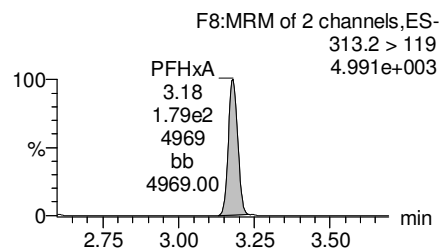
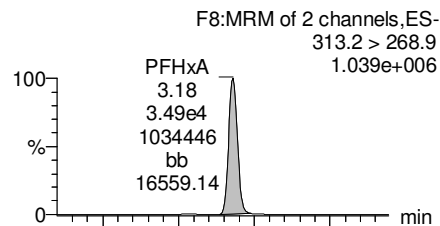
Calibration: Z:\Projects\PFAS.PRO\CurveDB\C18_VAL-PFAS_Q4_03-07-18-FULL.cdb 08 Mar 2018 13:04:56

Name: 180307M1_20, Date: 07-Mar-2018, Time: 19:38:30, ID: B8B0147-BS1 OPR 0.25, Description: OPR

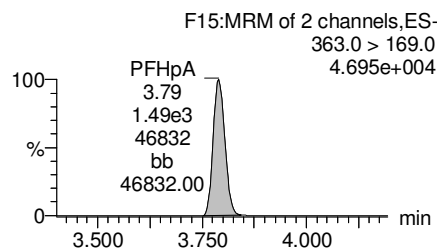
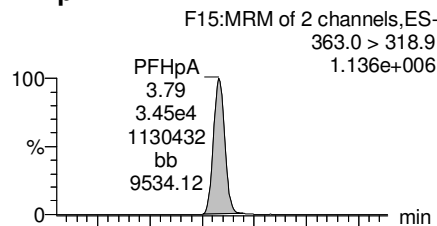
PFBS



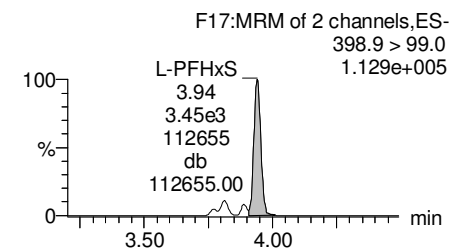
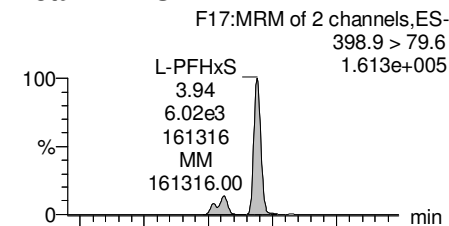
PFHxA



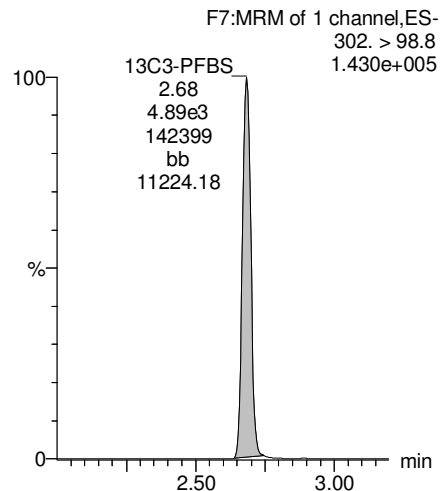
PFHpA



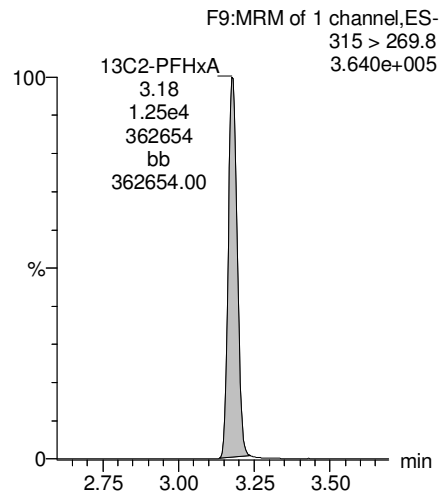
Total PFHxS



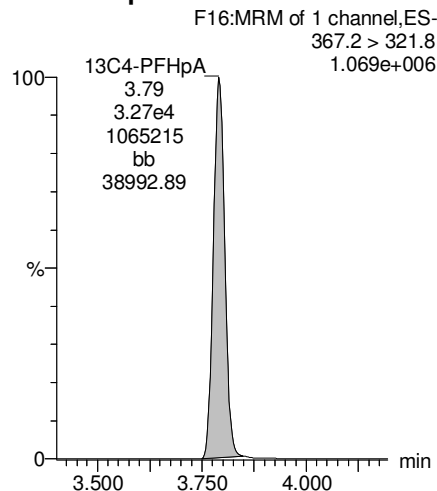
13C3-PFBS



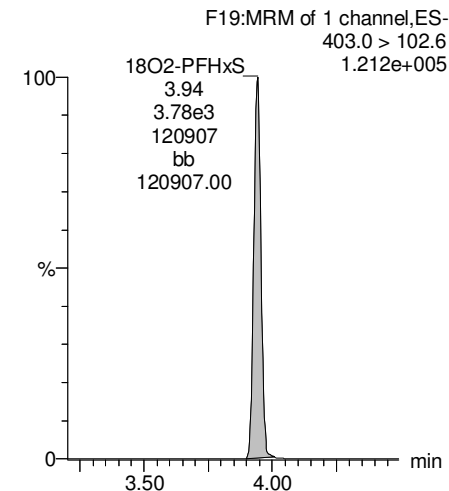
13C2-PFHxA



13C4-PFHpA



18O2-PFHxS



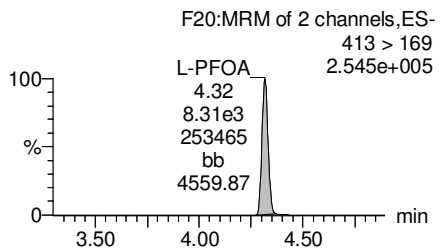
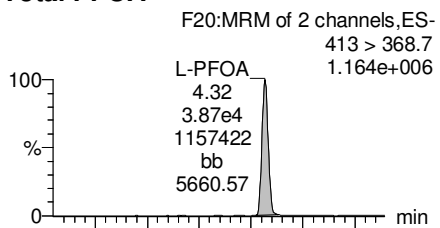
Dataset: Z:\Projects\PFAS.PRO\Results\180307M1\180307M1-20.qld

Last Altered: Saturday, March 10, 2018 09:08:59 Pacific Standard Time

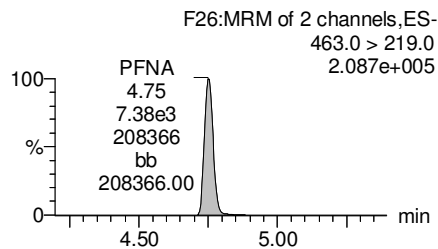
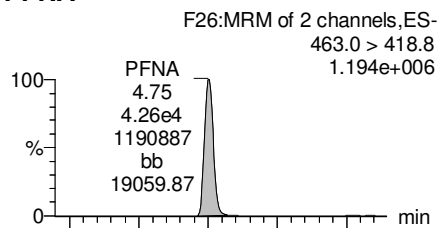
Printed: Saturday, March 10, 2018 09:11:33 Pacific Standard Time

Name: 180307M1_20, Date: 07-Mar-2018, Time: 19:38:30, ID: B8B0147-BS1 OPR 0.25, Description: OPR

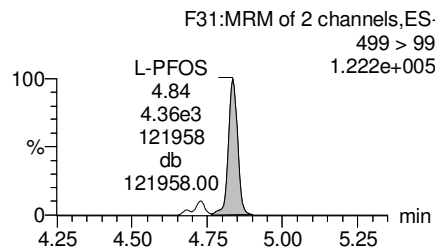
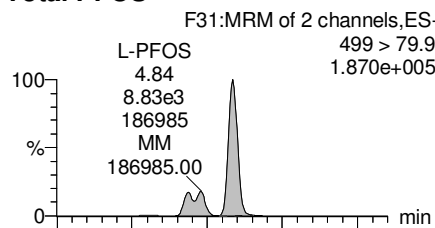
Total PFOA



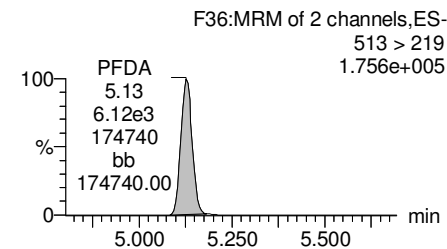
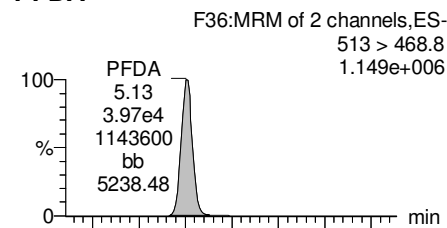
PFNA



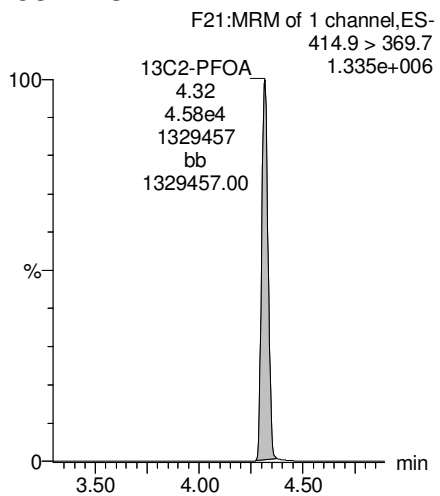
Total PFOS



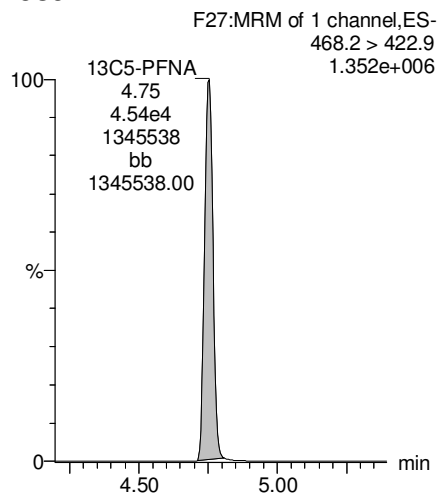
PFDA



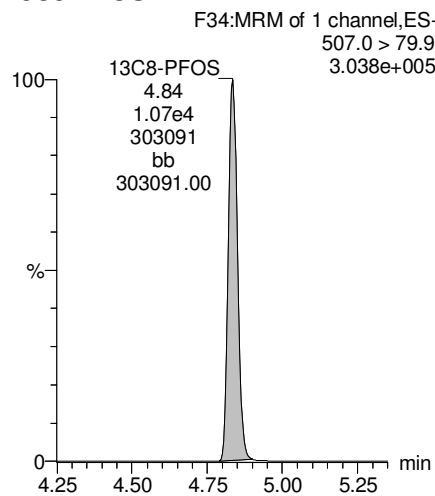
13C2-PFOA



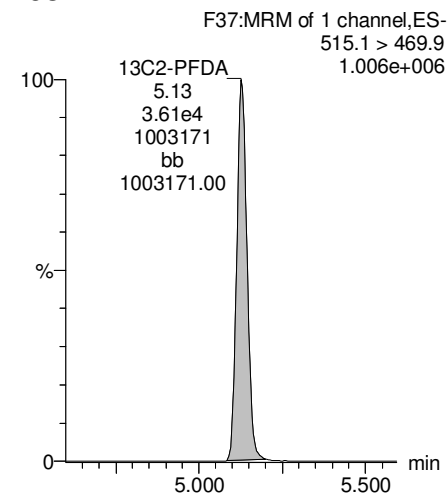
13C5-PFNA



13C8-PFOS



13C2-PFDA



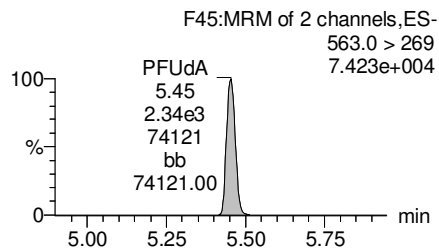
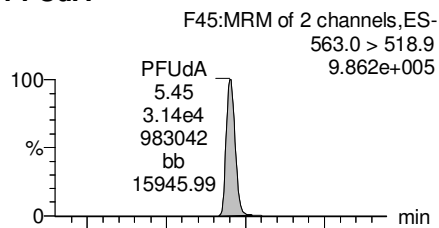
Dataset: Z:\Projects\PFAS.PRO\Results\180307M1\180307M1-20.qld

Last Altered: Saturday, March 10, 2018 09:08:59 Pacific Standard Time

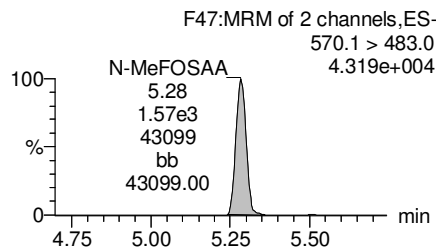
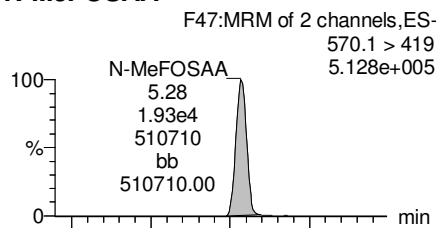
Printed: Saturday, March 10, 2018 09:11:33 Pacific Standard Time

Name: 180307M1_20, Date: 07-Mar-2018, Time: 19:38:30, ID: B8B0147-BS1 OPR 0.25, Description: OPR

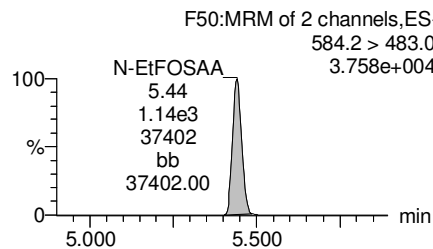
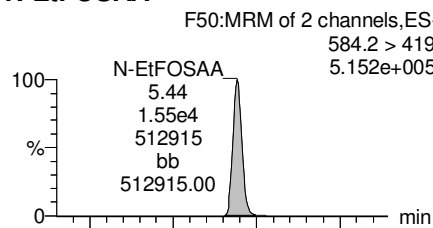
PFUdA



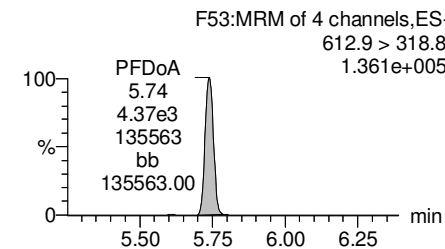
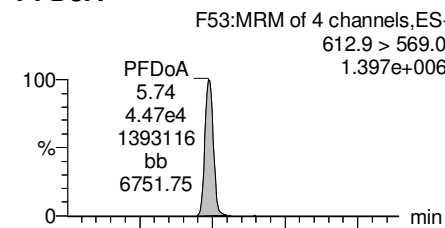
N-MeFOSAA



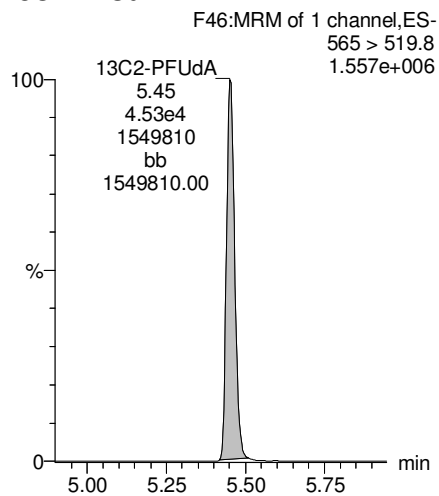
N-EtFOSAA



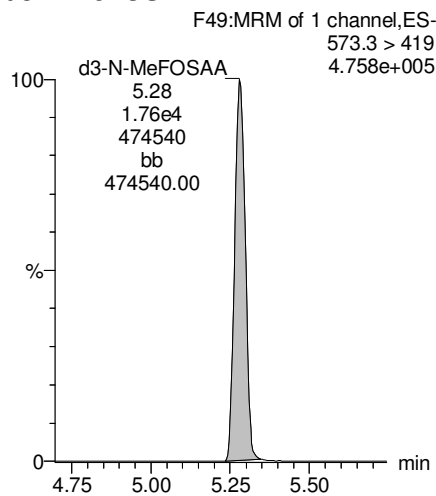
PFDoA



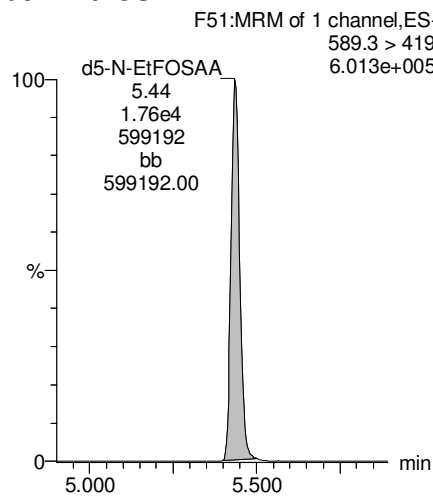
13C2-PFUdA



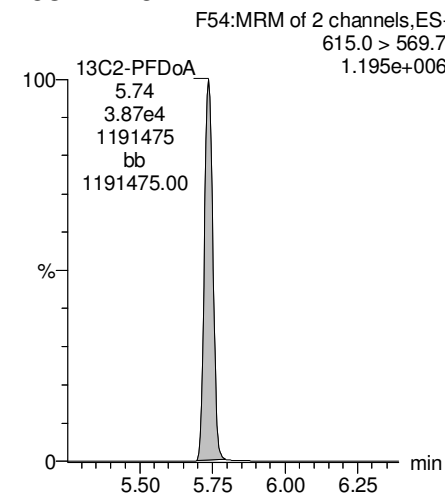
d3-N-MeFOSAA



d5-N-EtFOSAA



13C2-PFDoA



Dataset: Z:\Projects\PFAS.PRO\Results\180307M1\180307M1-20.qld

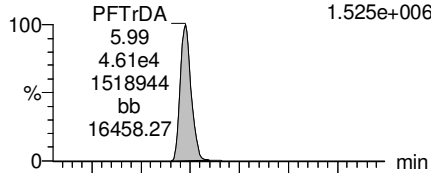
Last Altered: Saturday, March 10, 2018 09:08:59 Pacific Standard Time

Printed: Saturday, March 10, 2018 09:11:33 Pacific Standard Time

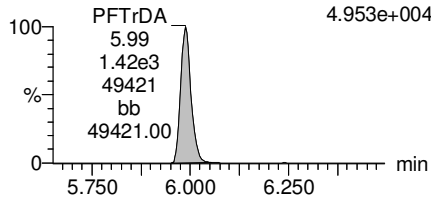
Name: 180307M1_20, Date: 07-Mar-2018, Time: 19:38:30, ID: B8B0147-BS1 OPR 0.25, Description: OPR

PFTrDA

F59:MRM of 2 channels,ES-
662.9 > 618.9
1.525e+006

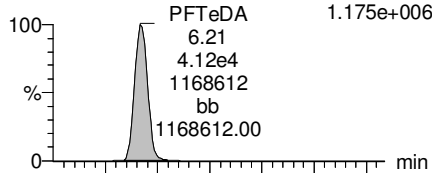


F59:MRM of 2 channels,ES-
662.9 > 319
4.953e+004

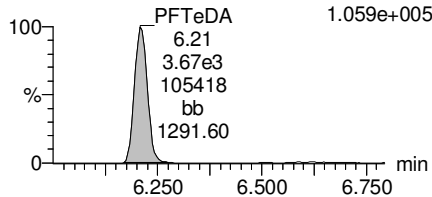


PFTeDA

F60:MRM of 2 channels,ES-
712.9 > 668.8
1.175e+006

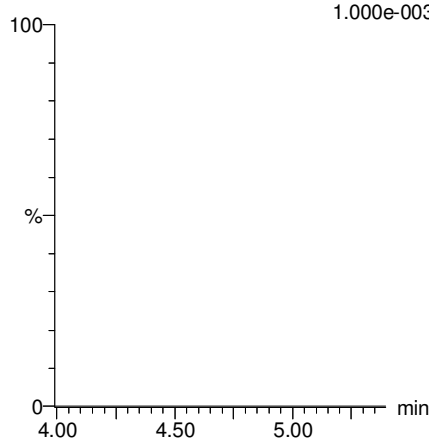


F60:MRM of 2 channels,ES-
712.9 > 369
1.059e+005



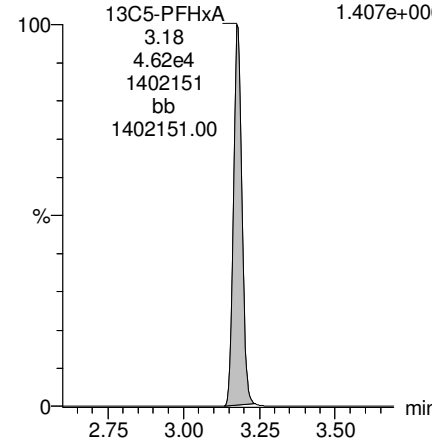
TCDA

F30:MRM of 3 channels,ES-
498.3 > 106.9
1.000e-003



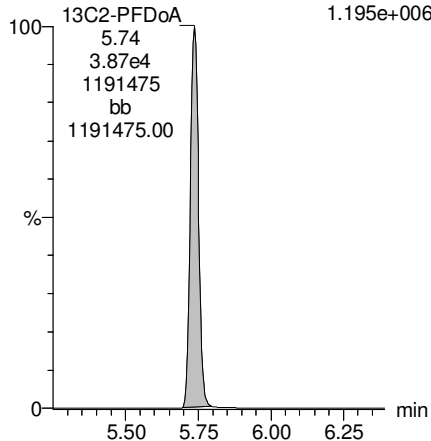
13C5-PFHxA

F10:MRM of 1 channel,ES-
318 > 272.9
1.407e+006



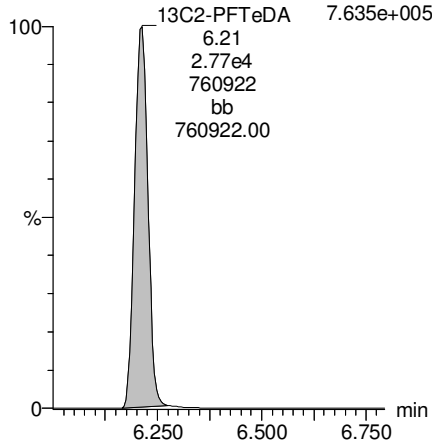
13C2-PFDoA

F54:MRM of 2 channels,ES-
615.0 > 569.7
1.195e+006



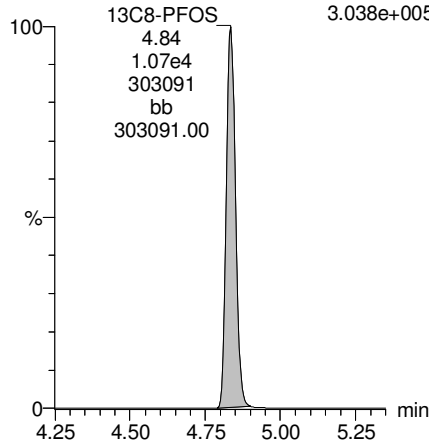
13C2-PFTeDA

F61:MRM of 2 channels,ES-
714.8 > 669.6
7.635e+005



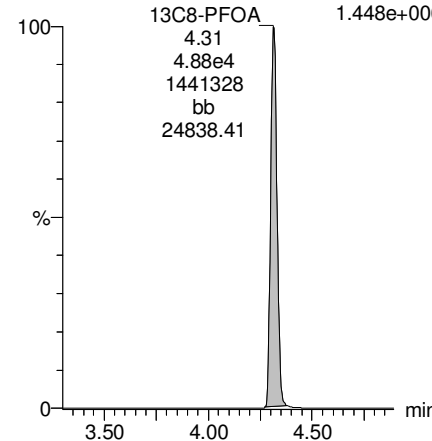
13C8-PFOS

F34:MRM of 1 channel,ES-
507.0 > 79.9
3.038e+005



13C8-PFOA

F22:MRM of 1 channel,ES-
421.3 > 376
1.448e+006



Dataset: Z:\Projects\PFAS.PRO\Results\180307M1\180307M1-20.qld

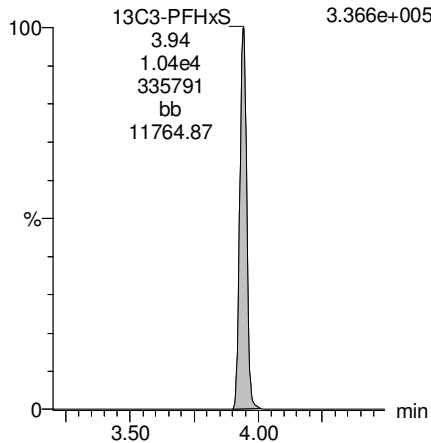
Last Altered: Saturday, March 10, 2018 09:08:59 Pacific Standard Time

Printed: Saturday, March 10, 2018 09:11:33 Pacific Standard Time

Name: 180307M1_20, Date: 07-Mar-2018, Time: 19:38:30, ID: B8B0147-BS1 OPR 0.25, Description: OPR

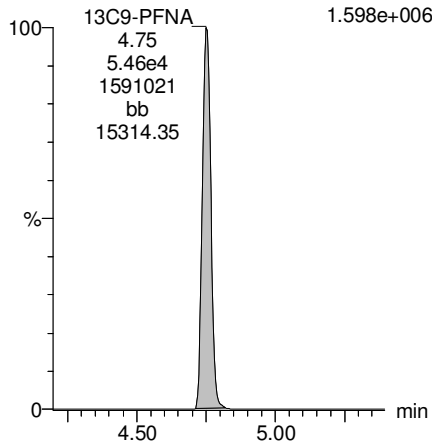
13C3-PFHxS

F18:MRM of 1 channel,ES-
401.9 > 79.9
3.366e+005



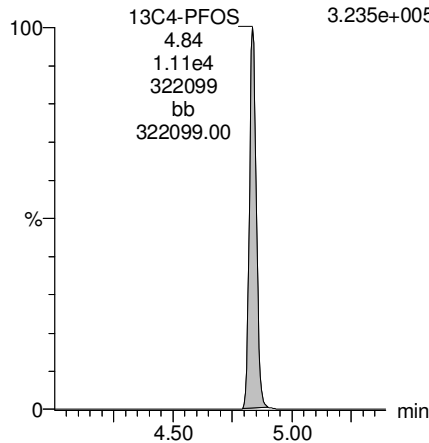
13C9-PFNA

F28:MRM of 1 channel,ES-
472.2 > 426.9
1.598e+006



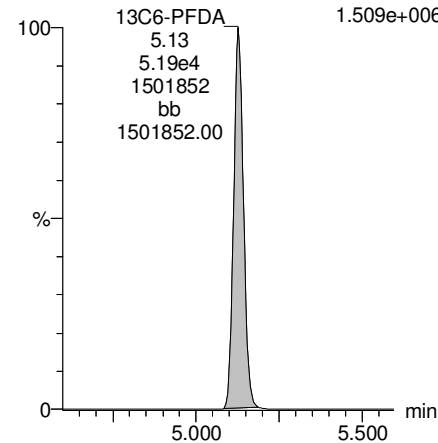
13C4-PFOS

F32:MRM of 1 channel,ES-
503 > 79.9
3.235e+005



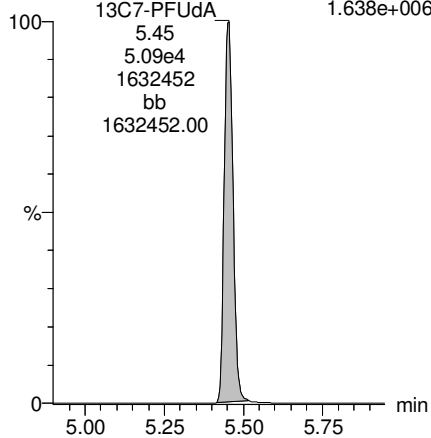
13C6-PFDA

F39:MRM of 1 channel,ES-
519.1 > 473.7
1.509e+006



13C7-PFUDa

F48:MRM of 1 channel,ES-
570.1 > 524.8
1.638e+006



Dataset: Z:\Projects\PFAS.PRO\Results\180307M1\180307M1-39.qld

Last Altered: Monday, March 12, 2018 11:54:57 Pacific Daylight Time

Printed: Monday, March 12, 2018 11:57:35 Pacific Daylight Time

Method: Z:\Projects\PFAS.PRO\MethDB\PFAS_FULL_80C_030718.mdb 09 Mar 2018 15:08:10

Calibration: Z:\Projects\PFAS.PRO\CurveDB\C18_VAL-PFAS_Q4_03-07-18-FULL.cdb 08 Mar 2018 14:04:56

Name: 180307M1_39, Date: 07-Mar-2018, Time: 23:16:40, ID: 1800346-01 WI-AF-SB-FB01-021418 0.11713, Description: WI-AF-SB-FB01-021418

	# Name	Trace	Area	IS Area	Wt./Vol.	RRF	Pred.RT	RT	y Axis Resp.	Conc.	%Rec
1	3 PFBS	299.0 > 79.7		3.24e3	0.117		2.98				
2	5 PFHxA	313.2 > 268.9		8.46e3	0.117		3.48				
3	7 PFHpA	363.0 > 318.9		2.11e4	0.117		4.10				
4	8 L-PFHxS	398.9 > 79.6	1.97e1	2.84e3	0.117		4.24	3.95	0.0870		
5	11 L-PFOA	413 > 368.7	3.47e2	3.24e4	0.117		4.45	4.32	0.134	0.5459	
6	14 PFNA	463.0 > 418.8		2.48e4	0.117		5.04				
7	16 L-PFOS	499 > 79.9	1.92e1	7.48e3	0.117		4.84	4.73	0.0320	2.1982	
8	18 PFDA	513 > 468.8		2.36e4	0.117		5.40				
9	21 N-MeFOSAA	570.1 > 419		1.02e4	0.117		5.55				
10	22 N-EtFOSAA	584.2 > 419		1.10e4	0.117		5.70				
11	23 PFUdA	563.0 > 518.9	5.40e1	2.66e4	0.117		5.72	5.45	0.0253	0.2028	

Dataset: Z:\Projects\PFAS.PRO\Results\180307M1\180307M1-39.qld

Last Altered: Monday, March 12, 2018 11:54:57 Pacific Daylight Time

Printed: Monday, March 12, 2018 11:57:43 Pacific Daylight Time

Method: Z:\Projects\PFAS.PRO\MethDB\PFAS_FULL_80C_030718.mdb 09 Mar 2018 15:08:10

Calibration: Z:\Projects\PFAS.PRO\CurveDB\C18_VAL-PFAS_Q4_03-07-18-FULL.cdb 08 Mar 2018 14:04:56

Name: 180307M1_39, Date: 07-Mar-2018, Time: 23:16:40, ID: 1800346-01 WI-AF-SB-FB01-021418 0.11713, Description: WI-AF-SB-FB01-021418

#	Name	Trace	Area	IS Area	Wt./Vol.	RRF	Pred.RT	RT	y Axis Resp.	Conc.	%Rec
1	25 PFDa	612.9 > 569.0		2.57e4	0.117		5.99				
2	27 PFTDA	662.9 > 618.9		2.57e4	0.117		6.22				
3	28 PFTeDA	712.9 > 668.8		1.61e4	0.117		6.41				
4	36 13C3-PFBS	302. > 98.8	3.24e3	3.02e4	0.117	0.096	2.98	2.68	1.34	119.1121	111.6
5	37 13C2-PFHxA	315 > 269.8	8.46e3	3.02e4	0.117	0.697	3.48	3.18	3.50	42.8830	100.5
6	38 13C4-PFHpA	367.2 > 321.8	2.11e4	3.02e4	0.117	0.683	4.10	3.79	8.73	109.0787	102.2
7	39 18O2-PFHxS	403.0 > 102.6	2.84e3	6.89e3	0.117	0.387	4.24	3.94	5.14	113.3819	106.2
8	40 13C2-6:2 FTS	429.1 > 408.9	7.08e3	3.30e4	0.117	0.238	4.56	4.26	2.68	96.2212	90.2
9	41 13C2-PFOA	414.9 > 369.7	3.24e4	3.30e4	0.117	1.079	4.61	4.32	12.3	97.1702	91.1
10	42 13C5-PFNA	468.2 > 422.9	2.48e4	3.21e4	0.117	0.853	5.04	4.75	9.68	96.9009	90.8
11	43 13C8-PFOSA	506.1 > 77.7	3.51e3	3.48e4	0.117	0.159	5.09	4.83	1.26	67.5651	63.3
12	44 13C8-PFOS	507.0 > 79.9	7.48e3	7.71e3	0.117	0.934	5.11	4.84	12.1	110.9208	103.9
13	45 13C2-PFDA	515.1 > 469.9	2.36e4	3.45e4	0.117	0.898	5.40	5.13	8.56	81.3106	76.2
14	46 13C2-8:2 FTS	529.1 > 508.7	5.09e3	3.02e4	0.117	0.170	5.38	5.10	2.11	105.7971	99.1
15	47 d3-N-MeFOSAA	573.3 > 419	1.02e4	3.48e4	0.117	0.372	5.55	5.28	3.68	84.3597	79.0
16	48 d5-N-EtFOSAA	589.3 > 419	1.10e4	3.48e4	0.117	0.385	5.70	5.44	3.95	87.5260	82.0
17	49 13C2-PFUdA	565 > 519.8	2.66e4	3.48e4	0.117	0.961	5.72	5.45	9.57	85.0815	79.7
18	50 13C2-PFDoA	615.0 > 569.7	2.57e4	3.48e4	0.117	0.864	5.99	5.74	9.25	91.4705	85.7
19	51 d3-N-MeFOSA	515.2 > 168.9		3.48e4	0.117	0.080	5.93				
20	52 13C2-PFTeDA	714.8 > 669.6	1.61e4	3.48e4	0.117	0.692	6.41	6.21	5.80	71.6351	67.1
21	53 d5-N-ETFOSA	531.1 > 168.9		3.48e4	0.117	0.113	6.25				
22	54 13C2-PFHxDA	815 > 769.7	1.71e4	3.48e4	0.117	1.397	6.69	6.54	6.16	37.6335	88.2
23	55 d7-N-MeFOSE	623.1 > 58.9		3.48e4	0.117	0.090	6.31				
24	56 d9-N-EtFOSE	639.2 > 58.8		3.48e4	0.117	0.084	6.45				
25	57 13C4-PFBA	217. > 171.8	2.21e4	2.21e4	0.117	1.000	1.73	1.44	12.5	106.7190	100.0
26	58 13C5-PFHxA	318 > 272.9	3.02e4	3.02e4	0.117	1.000	3.48	3.18	12.5	106.7190	100.0
27	59 13C3-PFHxS	401.9 > 79.9	6.89e3	6.89e3	0.117	1.000	4.24	3.94	12.5	106.7190	100.0
28	60 13C8-PFOA	421.3 > 376	3.30e4	3.30e4	0.117	1.000	4.61	4.32	12.5	106.7190	100.0
29	61 13C9-PFNA	472.2 > 426.9	3.21e4	3.21e4	0.117	1.000	4.70	4.75	12.5	106.7190	100.0
30	62 13C4-PFOS	503 > 79.9	7.71e3	7.71e3	0.117	1.000	5.11	4.84	12.5	106.7190	100.0
31	63 13C6-PFDA	519.1 > 473.7	3.45e4	3.45e4	0.117	1.000	5.40	5.13	12.5	106.7190	100.0
32	64 13C7-PFUdA	570.1 > 524.8	3.48e4	3.48e4	0.117	1.000	5.72	5.45	12.5	106.7190	100.0

AD 3/12/2018

Dataset: Z:\Projects\PFAS.PRO\Results\180307M1\180307M1-39.qld

Last Altered: Monday, March 12, 2018 11:54:57 Pacific Daylight Time

Printed: Monday, March 12, 2018 11:57:43 Pacific Daylight Time

Name: 180307M1_39, Date: 07-Mar-2018, Time: 23:16:40, ID: 1800346-01 WI-AF-SB-FB01-021418 0.11713, Description: WI-AF-SB-FB01-021418

	# Name	Trace	Area	IS Area	Wt./Vol.	RRF	Pred.RT	RT	y Axis Resp.	Conc.	%Rec
33	65 Total PFHxS	398.9 > 79.6	1.97e1	2.84e3	0.117		4.24		0.000		
34	66 Total PFOA	413 > 368.7	3.47e2	3.24e4	0.117		4.61		0.134	0.5459	
35	67 Total PFOS	499 > 79.9	1.92e1	7.48e3	0.117		5.11		0.0320	2.1982	

Dataset: Z:\Projects\PFAS.PRO\Results\180307M1\180307M1-39.qld

Last Altered: Monday, March 12, 2018 11:54:57 Pacific Daylight Time

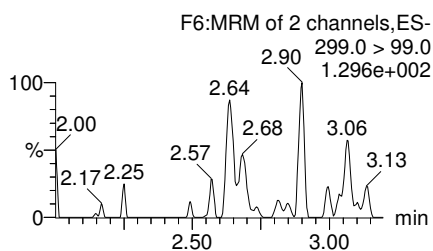
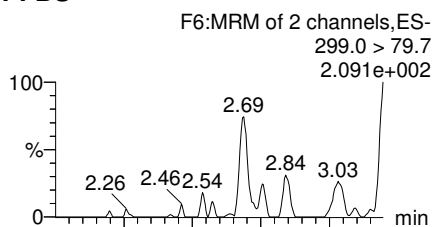
Printed: Monday, March 12, 2018 11:57:43 Pacific Daylight Time

Method: Z:\Projects\PFAS.PRO\MethDB\PFAS_FULL_80C_030718.mdb 09 Mar 2018 15:08:10

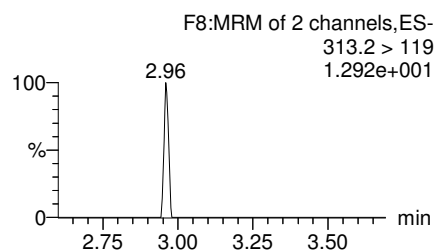
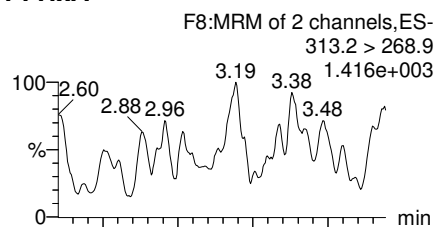
Calibration: Z:\Projects\PFAS.PRO\CurveDB\C18_VAL-PFAS_Q4_03-07-18-FULL.cdb 08 Mar 2018 14:04:56

Name: 180307M1_39, Date: 07-Mar-2018, Time: 23:16:40, ID: 1800346-01 WI-AF-SB-FB01-021418 0.11713, Description: WI-AF-SB-FB01-021418

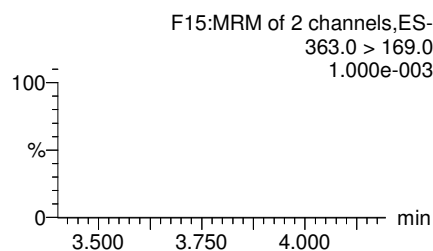
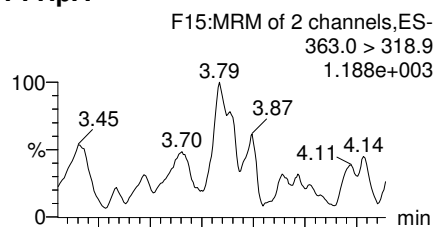
PFBS



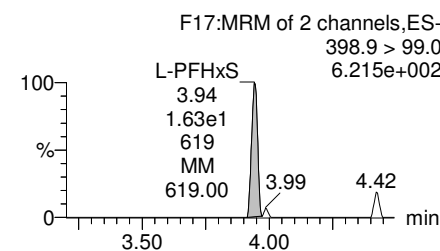
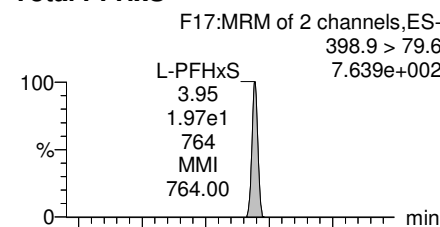
PFHxA



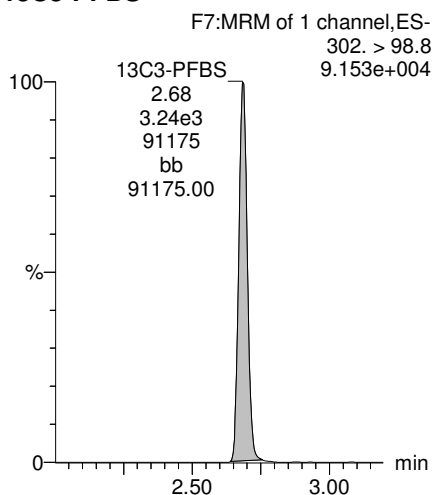
PFHpA



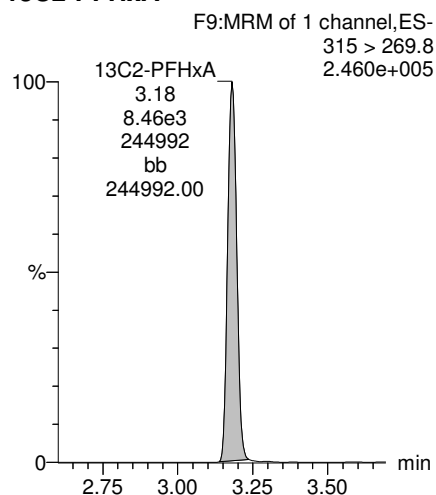
Total PFHxS



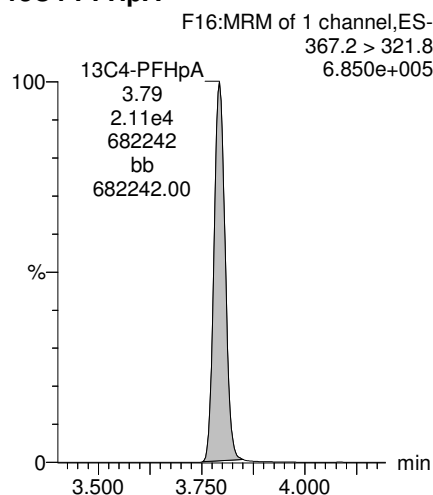
13C3-PFBS



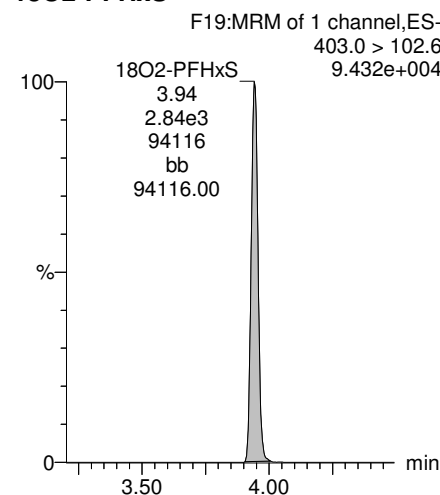
13C2-PFHxA



13C4-PFHpA



18O2-PFHxS

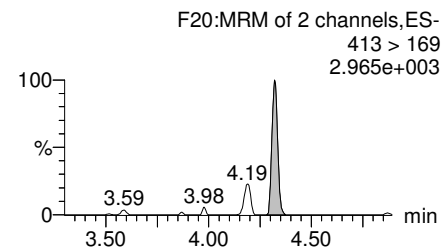
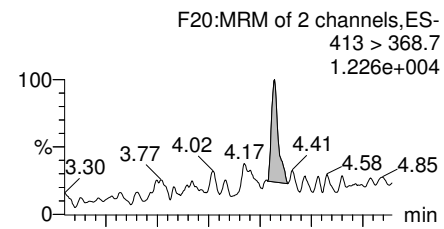


Dataset: Z:\Projects\PFAS.PRO\Results\180307M1\180307M1-39.qld

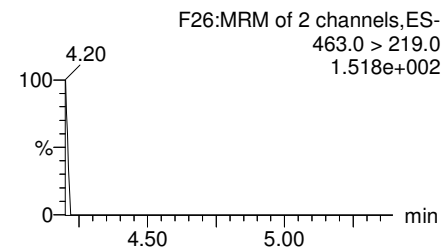
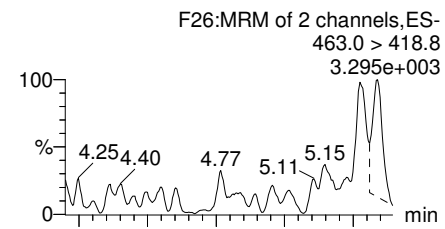
Last Altered: Monday, March 12, 2018 11:54:57 Pacific Daylight Time
Printed: Monday, March 12, 2018 11:57:43 Pacific Daylight Time

Name: 180307M1_39, Date: 07-Mar-2018, Time: 23:16:40, ID: 1800346-01 WI-AF-SB-FB01-021418 0.11713, Description: WI-AF-SB-FB01-021418

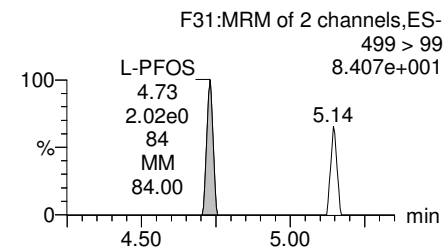
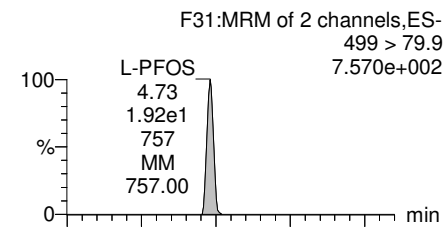
Total PFOA



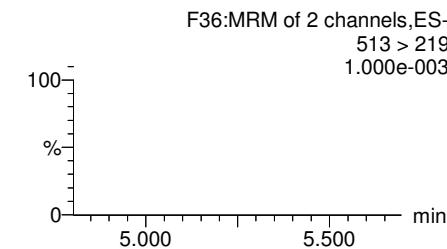
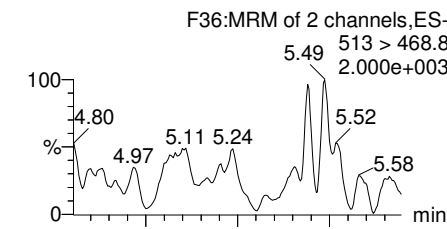
PFNA



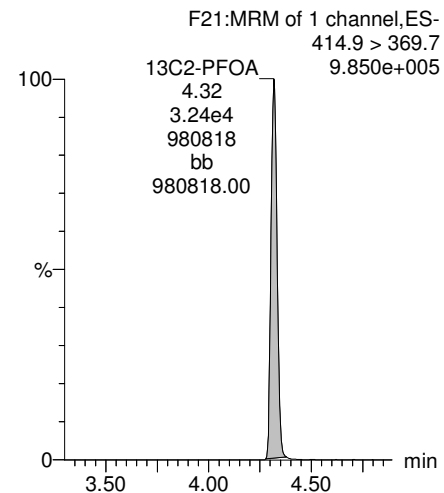
Total PFOS



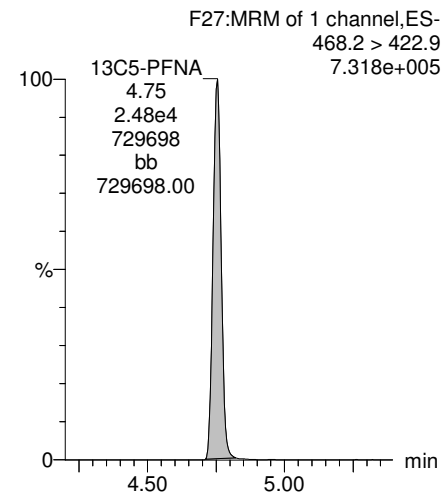
PFDA



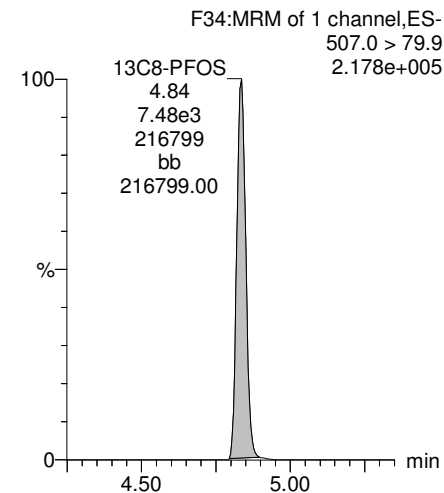
13C2-PFOA



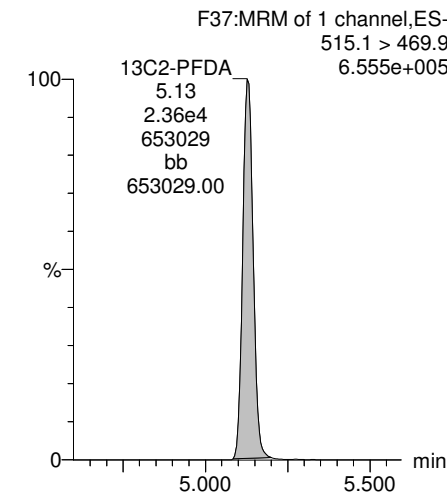
13C5-PFNA



13C8-PFOS



13C2-PFDA



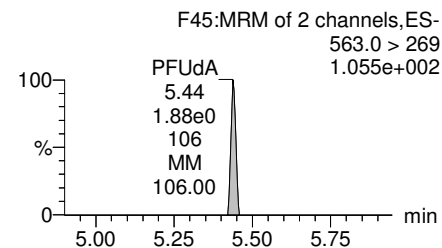
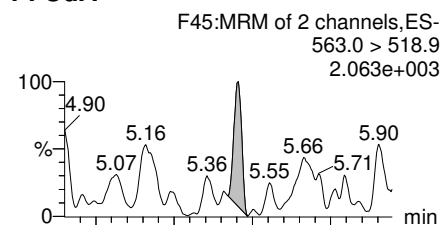
Dataset: Z:\Projects\PFAS.PRO\Results\180307M1\180307M1-39.qld

Last Altered: Monday, March 12, 2018 11:54:57 Pacific Daylight Time

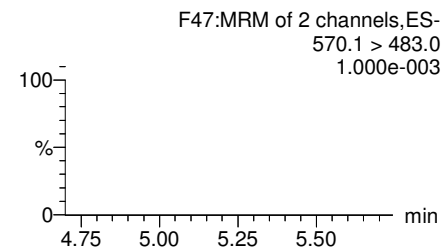
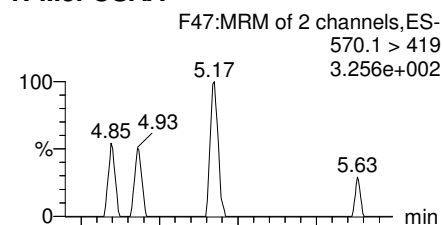
Printed: Monday, March 12, 2018 11:57:43 Pacific Daylight Time

Name: 180307M1_39, Date: 07-Mar-2018, Time: 23:16:40, ID: 1800346-01 WI-AF-SB-FB01-021418 0.11713, Description: WI-AF-SB-FB01-021418

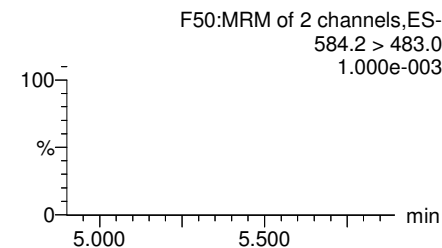
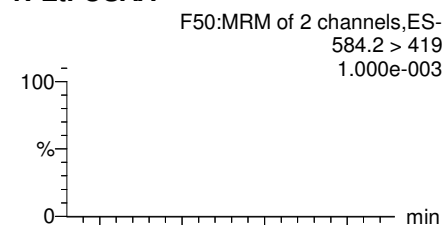
PFUdA



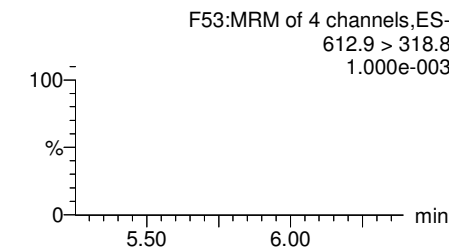
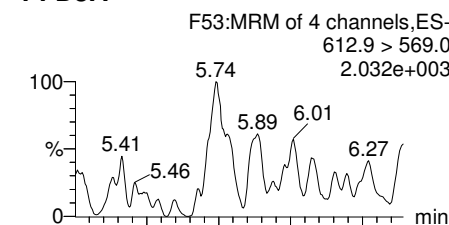
N-MeFOSAA



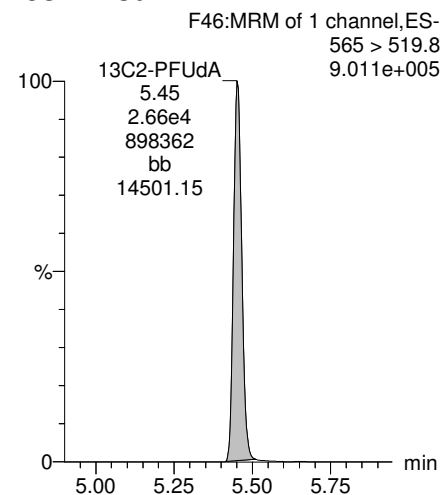
N-EtFOSAA



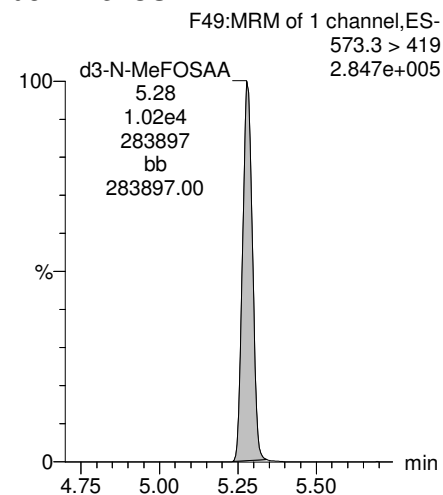
PFDoA



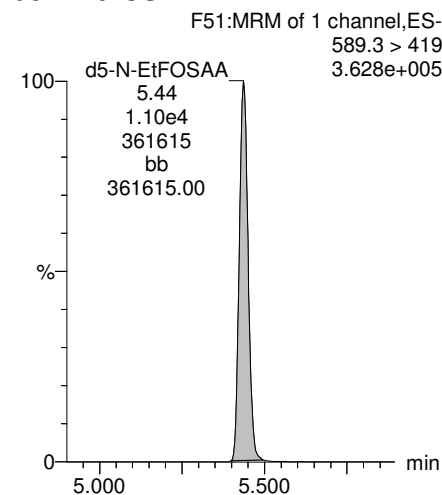
13C2-PFUdA



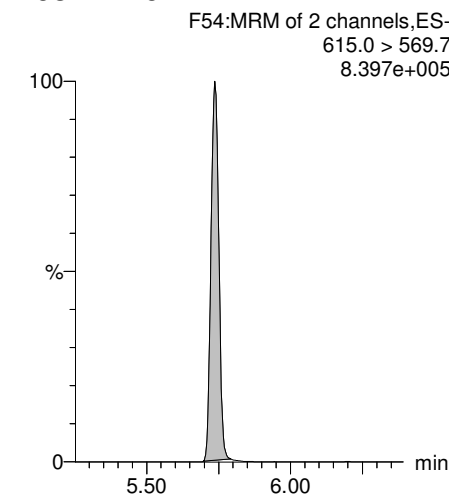
d3-N-MeFOSAA



d5-N-EtFOSAA



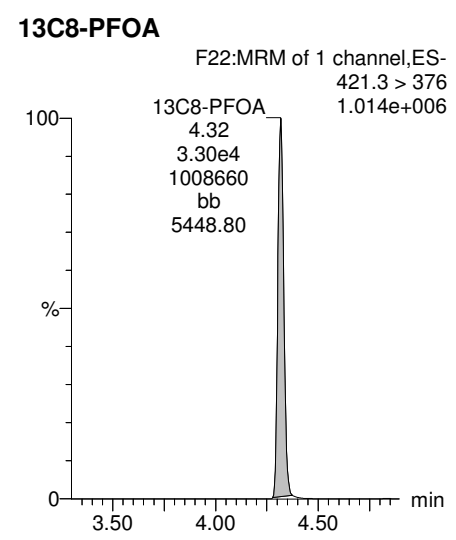
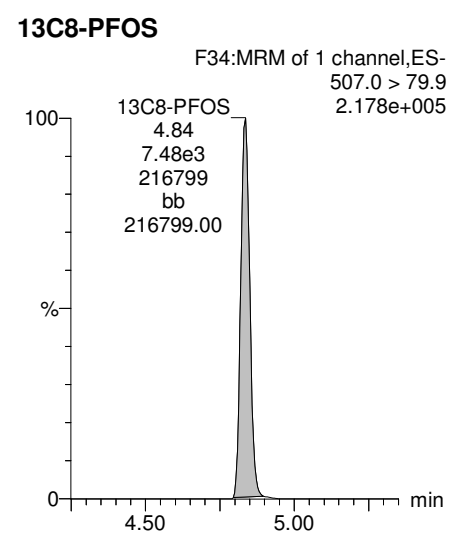
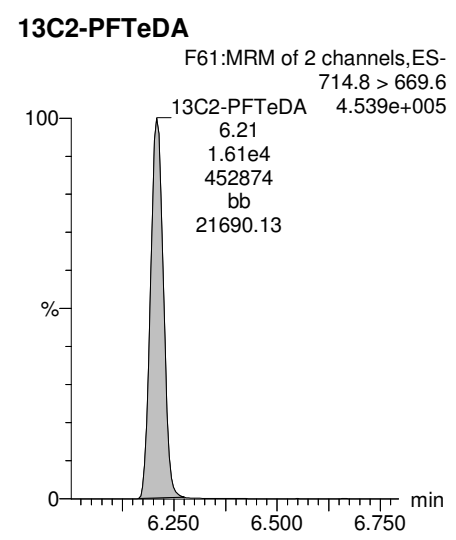
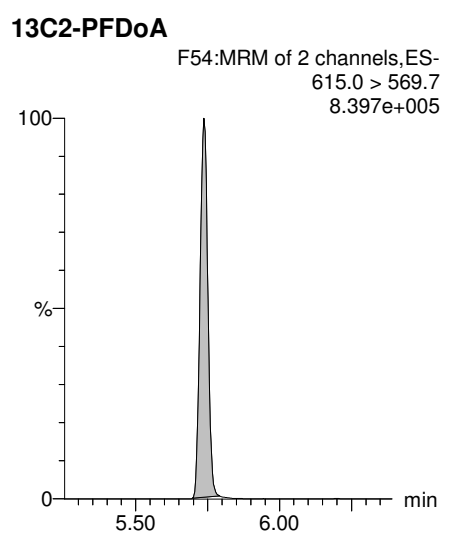
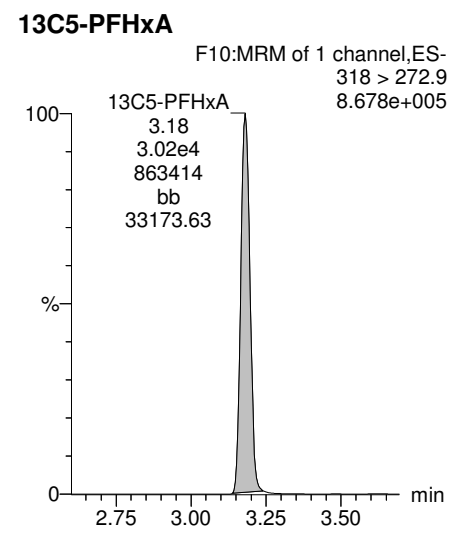
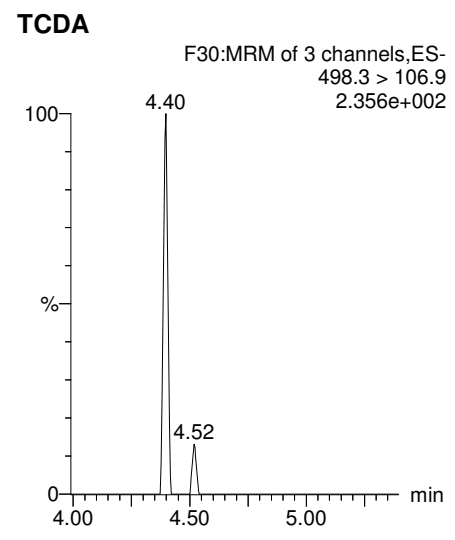
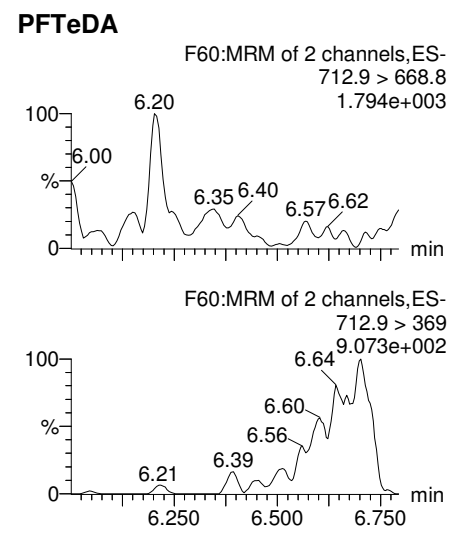
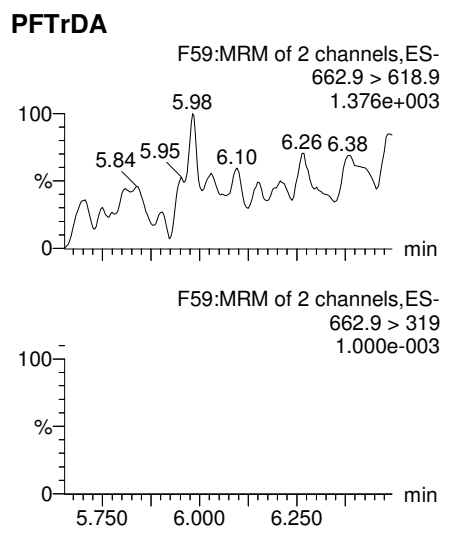
13C2-PFDoA



Dataset: Z:\Projects\PFAS.PRO\Results\180307M1\180307M1-39.qld

Last Altered: Monday, March 12, 2018 11:54:57 Pacific Daylight Time
Printed: Monday, March 12, 2018 11:57:43 Pacific Daylight Time

Name: 180307M1_39, Date: 07-Mar-2018, Time: 23:16:40, ID: 1800346-01 WI-AF-SB-FB01-021418 0.11713, Description: WI-AF-SB-FB01-021418

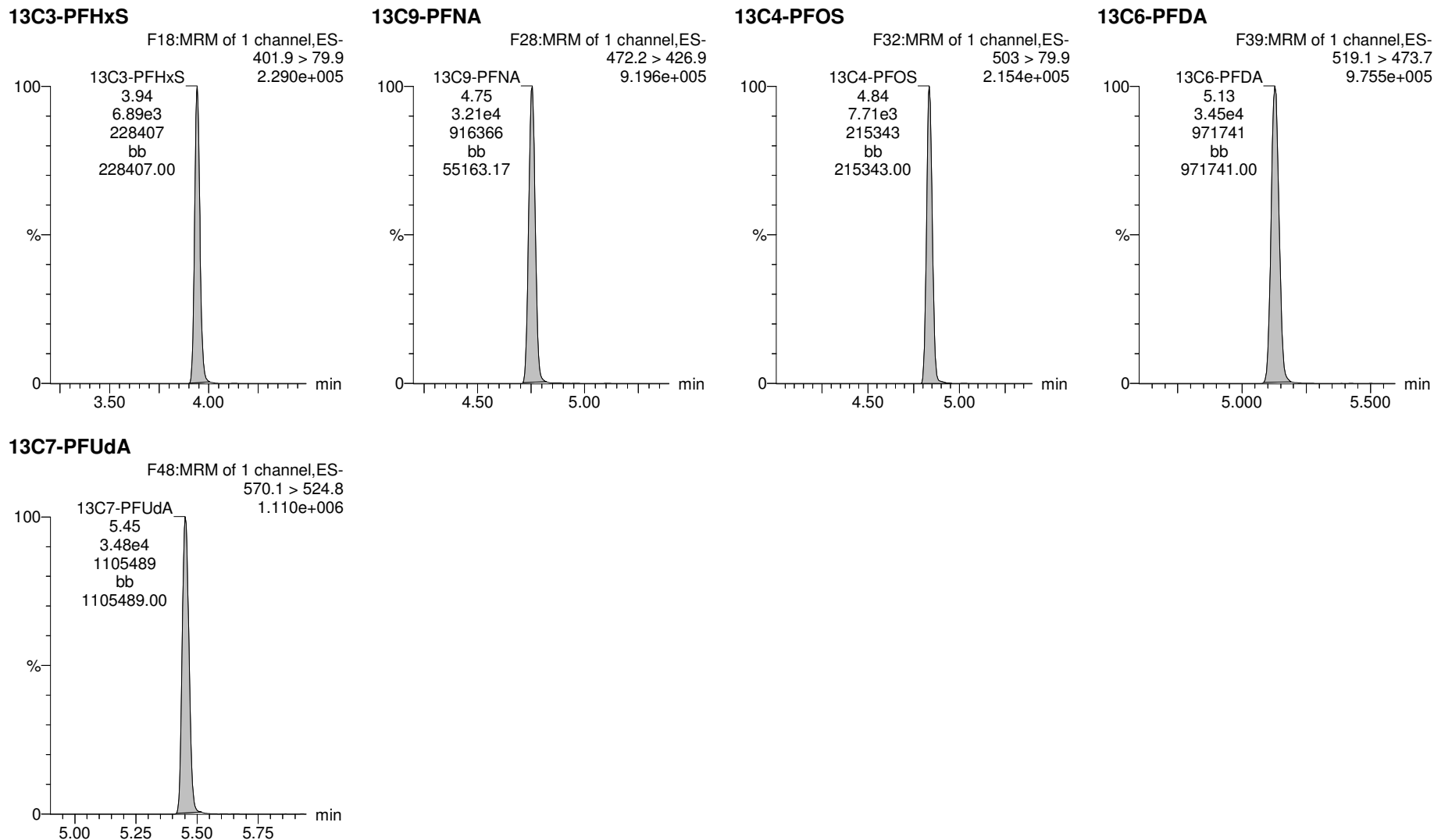


Dataset: Z:\Projects\PFAS.PRO\Results\180307M1\180307M1-39.qld

Last Altered: Monday, March 12, 2018 11:54:57 Pacific Daylight Time

Printed: Monday, March 12, 2018 11:57:43 Pacific Daylight Time

Name: 180307M1_39, Date: 07-Mar-2018, Time: 23:16:40, ID: 1800346-01 WI-AF-SB-FB01-021418 0.11713, Description: WI-AF-SB-FB01-021418



Dataset: Z:\Projects\PFAS.PRO\Results\180307M1\180307M1-40.qld

Last Altered: Monday, March 12, 2018 12:15:30 Pacific Daylight Time

Printed: Monday, March 12, 2018 12:16:34 Pacific Daylight Time

Method: Z:\Projects\PFAS.PRO\MethDB\PFAS_FULL_80C_030718.mdb 09 Mar 2018 15:08:10

Calibration: Z:\Projects\PFAS.PRO\CurveDB\C18_VAL-PFAS_Q4_03-07-18-FULL.cdb 08 Mar 2018 14:04:56

Name: 180307M1_40, Date: 07-Mar-2018, Time: 23:28:10, ID: 1800346-02 WI-AF-SB-FB01-021318 0.11317, Description: WI-AF-SB-FB01-021318

	# Name	Trace	Area	IS Area	Wt./Vol.	RRF	Pred.RT	RT	y Axis Resp.	Conc.	%Rec
1	3 PFBS	299.0 > 79.7		3.64e3	0.113		2.98				
2	5 PFHxA	313.2 > 268.9		8.78e3	0.113		3.48				
3	7 PFHpA	363.0 > 318.9		2.18e4	0.113		4.10				
4	8 L-PFHxS	398.9 > 79.6	1.32e1	2.84e3	0.113		4.24	3.95	0.0583		
5	11 L-PFOA	413 > 368.7	3.12e2	3.12e4	0.113		4.45	4.32	0.125	0.4755	
6	14 PFNA	463.0 > 418.8		2.41e4	0.113		5.04				
7	16 L-PFOS	499 > 79.9	3.69e0	6.39e3	0.113		4.84	4.73	0.00722	2.0755	
8	18 PFDA	513 > 468.8		2.71e4	0.113		5.40				
9	21 N-MeFOSAA	570.1 > 419		1.02e4	0.113		5.55				
10	22 N-EtFOSAA	584.2 > 419		1.00e4	0.113		5.70				
11	23 PFUdA	563.0 > 518.9		2.33e4	0.113		5.72				

Dataset: Z:\Projects\PFAS.PRO\Results\180307M1\180307M1-40.qld

Last Altered: Monday, March 12, 2018 12:15:30 Pacific Daylight Time

Printed: Monday, March 12, 2018 12:16:42 Pacific Daylight Time

Method: Z:\Projects\PFAS.PRO\MethDB\PFAS_FULL_80C_030718.mdb 09 Mar 2018 15:08:10

Calibration: Z:\Projects\PFAS.PRO\CurveDB\C18_VAL-PFAS_Q4_03-07-18-FULL.cdb 08 Mar 2018 14:04:56

Name: 180307M1_40, Date: 07-Mar-2018, Time: 23:28:10, ID: 1800346-02 WI-AF-SB-FB01-021318 0.11317, Description: WI-AF-SB-FB01-021318

#	Name	Trace	Area	IS Area	Wt./Vol.	RRF	Pred.RT	RT	y Axis Resp.	Conc.	%Rec
1	25 PFDa	612.9 > 569.0		2.54e4	0.113		5.99				
2	27 PFTDA	662.9 > 618.9		2.54e4	0.113		6.22				
3	28 PFTeDA	712.9 > 668.8		1.96e4	0.113		6.41				
4	36 13C3-PFBS	302. > 98.8	3.64e3	3.39e4	0.113	0.096	2.98	2.68	1.34	123.1832	111.5
5	37 13C2-PFHxA	315 > 269.8	8.78e3	3.39e4	0.113	0.697	3.48	3.18	3.23	40.9908	92.8
6	38 13C4-PFHpA	367.2 > 321.8	2.18e4	3.39e4	0.113	0.683	4.10	3.79	8.03	103.8188	94.0
7	39 18O2-PFHxS	403.0 > 102.6	2.84e3	7.90e3	0.113	0.387	4.24	3.94	4.49	102.4516	92.8
8	40 13C2-6:2 FTS	429.1 > 408.9	7.74e3	3.35e4	0.113	0.238	4.56	4.26	2.89	107.3413	97.2
9	41 13C2-PFOA	414.9 > 369.7	3.12e4	3.35e4	0.113	1.079	4.61	4.32	11.6	95.3430	86.3
10	42 13C5-PFNA	468.2 > 422.9	2.41e4	3.12e4	0.113	0.853	5.04	4.75	9.66	100.0635	90.6
11	43 13C8-PFOSA	506.1 > 77.7	2.64e3	4.04e4	0.113	0.159	5.09	4.83	0.816	45.2370	41.0
12	44 13C8-PFOS	507.0 > 79.9	6.39e3	7.86e3	0.113	0.934	5.11	4.84	10.2	96.1990	87.1
13	45 13C2-PFDA	515.1 > 469.9	2.71e4	3.74e4	0.113	0.898	5.40	5.13	9.05	88.9924	80.6
14	46 13C2-8:2 FTS	529.1 > 508.7	4.79e3	3.39e4	0.113	0.170	5.38	5.10	1.76	91.6607	83.0
15	47 d3-N-MeFOSAA	573.3 > 419	1.02e4	4.04e4	0.113	0.372	5.55	5.28	3.15	74.8291	67.7
16	48 d5-N-EtFOSAA	589.3 > 419	1.00e4	4.04e4	0.113	0.385	5.70	5.44	3.10	71.2457	64.5
17	49 13C2-PFUdA	565 > 519.8	2.33e4	4.04e4	0.113	0.961	5.72	5.45	7.21	66.3212	60.0
18	50 13C2-PFDoA	615.0 > 569.7	2.54e4	4.04e4	0.113	0.864	5.99	5.74	7.85	80.2917	72.7
19	51 d3-N-MeFOSA	515.2 > 168.9		4.04e4	0.113	0.080	5.93				
20	52 13C2-PFTeDA	714.8 > 669.6	1.96e4	4.04e4	0.113	0.692	6.41	6.21	6.06	77.4690	70.1
21	53 d5-N-ETFOSA	531.1 > 168.9		4.04e4	0.113	0.113	6.25				
22	54 13C2-PFHxDA	815 > 769.7	1.73e4	4.04e4	0.113	1.397	6.69	6.54	5.35	33.8501	76.6
23	55 d7-N-MeFOSE	623.1 > 58.9		4.04e4	0.113	0.090	6.31				
24	56 d9-N-EtFOSE	639.2 > 58.8		4.04e4	0.113	0.084	6.45				
25	57 13C4-PFBA	217. > 171.8	2.29e4	2.29e4	0.113	1.000	1.73	1.44	12.5	110.4533	100.0
26	58 13C5-PFHxA	318 > 272.9	3.39e4	3.39e4	0.113	1.000	3.48	3.18	12.5	110.4533	100.0
27	59 13C3-PFHxS	401.9 > 79.9	7.90e3	7.90e3	0.113	1.000	4.24	3.94	12.5	110.4533	100.0
28	60 13C8-PFOA	421.3 > 376	3.35e4	3.35e4	0.113	1.000	4.61	4.31	12.5	110.4533	100.0
29	61 13C9-PFNA	472.2 > 426.9	3.12e4	3.12e4	0.113	1.000	4.70	4.75	12.5	110.4533	100.0
30	62 13C4-PFOS	503 > 79.9	7.86e3	7.86e3	0.113	1.000	5.11	4.84	12.5	110.4533	100.0
31	63 13C6-PFDA	519.1 > 473.7	3.74e4	3.74e4	0.113	1.000	5.40	5.13	12.5	110.4533	100.0
32	64 13C7-PFUdA	570.1 > 524.8	4.04e4	4.04e4	0.113	1.000	5.72	5.45	12.5	110.4533	100.0

AD 3/12/2018

Dataset: Z:\Projects\PFAS.PRO\Results\180307M1\180307M1-40.qld

Last Altered: Monday, March 12, 2018 12:15:30 Pacific Daylight Time

Printed: Monday, March 12, 2018 12:16:42 Pacific Daylight Time

Name: 180307M1_40, Date: 07-Mar-2018, Time: 23:28:10, ID: 1800346-02 WI-AF-SB-FB01-021318 0.11317, Description: WI-AF-SB-FB01-021318

	# Name	Trace	Area	IS Area	Wt./Vol.	RRF	Pred.RT	RT	y Axis Resp.	Conc.	%Rec
33	65 Total PFHxS	398.9 > 79.6	1.32e1	2.84e3	0.113		4.24		0.000		
34	66 Total PFOA	413 > 368.7	3.12e2	3.12e4	0.113		4.61		0.125	0.4755	
35	67 Total PFOS	499 > 79.9	3.69e0	6.39e3	0.113		5.11		0.00722	2.0755	

Dataset: Z:\Projects\PFAS.PRO\Results\180307M1\180307M1-40.qld

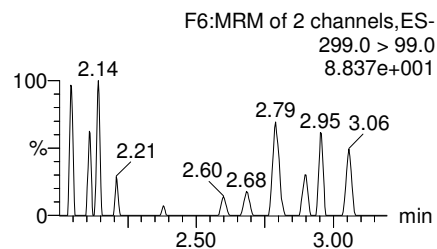
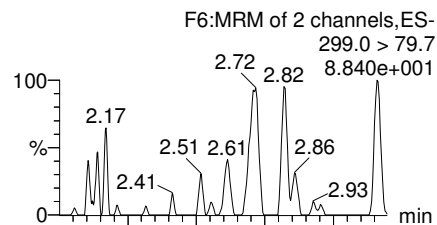
Last Altered: Monday, March 12, 2018 12:15:30 Pacific Daylight Time
Printed: Monday, March 12, 2018 12:16:42 Pacific Daylight Time

Method: Z:\Projects\PFAS.PRO\MethDB\PFAS_FULL_80C_030718.mdb 09 Mar 2018 15:08:10

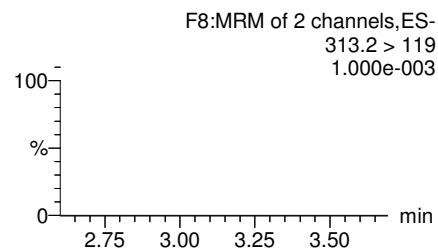
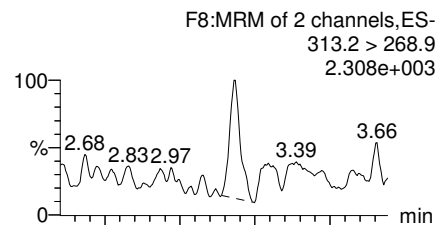
Calibration: Z:\Projects\PFAS.PRO\CurveDB\C18_VAL-PFAS_Q4_03-07-18-FULL.cdb 08 Mar 2018 14:04:56

Name: 180307M1_40, Date: 07-Mar-2018, Time: 23:28:10, ID: 1800346-02 WI-AF-SB-FB01-021318 0.11317, Description: WI-AF-SB-FB01-021318

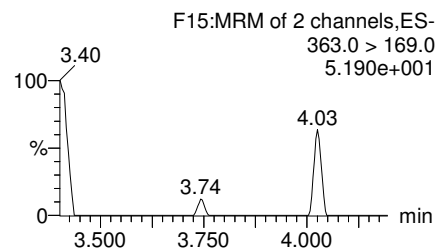
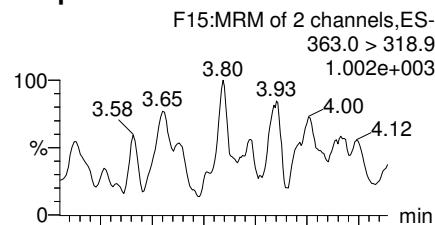
PFBS



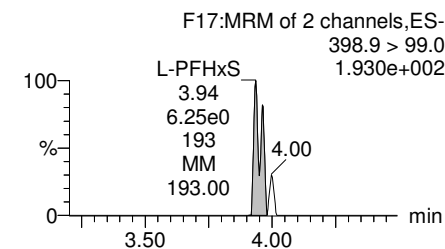
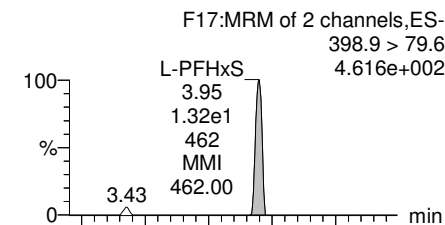
PFHxA



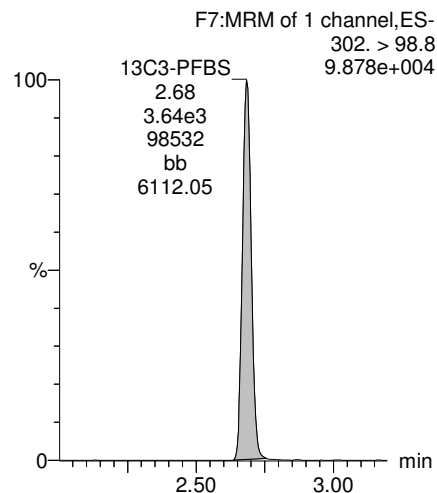
PFHpA



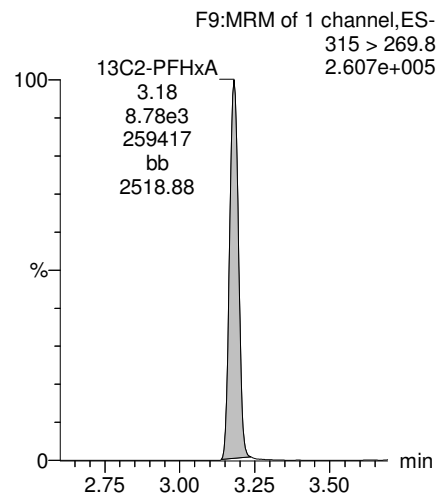
Total PFHxS



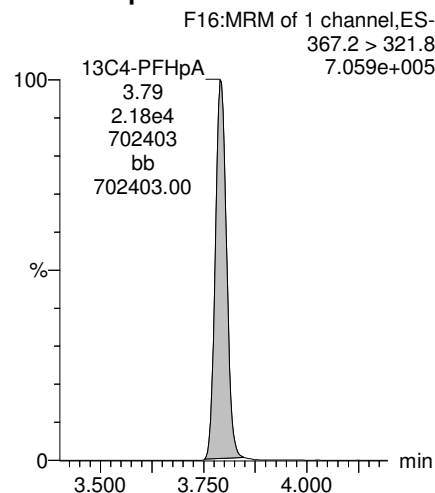
13C3-PFBS



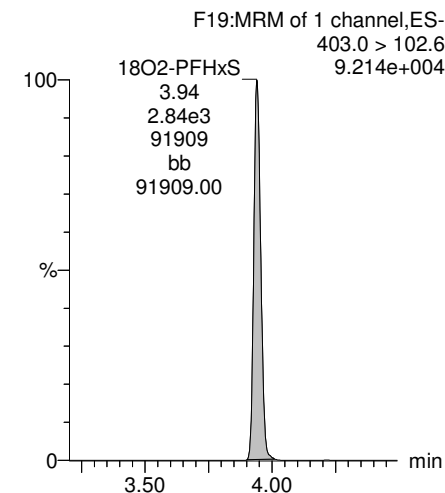
13C2-PFHxA



13C4-PFHpA



18O2-PFHxS



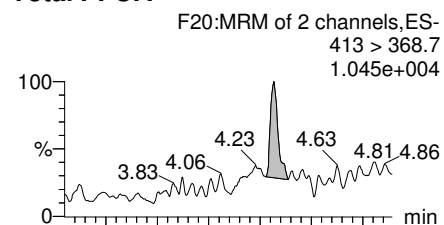
Dataset: Z:\Projects\PFAS.PRO\Results\180307M1\180307M1-40.qld

Last Altered: Monday, March 12, 2018 12:15:30 Pacific Daylight Time

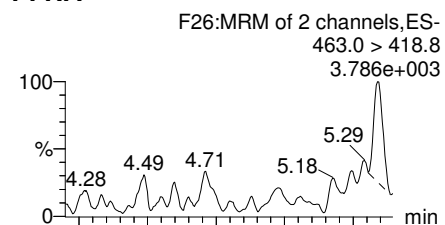
Printed: Monday, March 12, 2018 12:16:42 Pacific Daylight Time

Name: 180307M1_40, Date: 07-Mar-2018, Time: 23:28:10, ID: 1800346-02 WI-AF-SB-FB01-021318 0.11317, Description: WI-AF-SB-FB01-021318

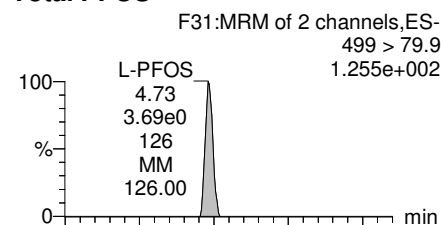
Total PFOA



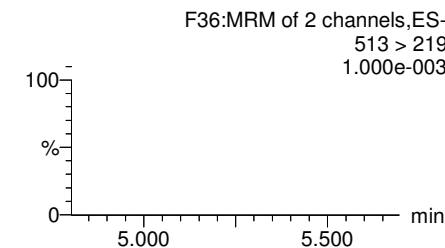
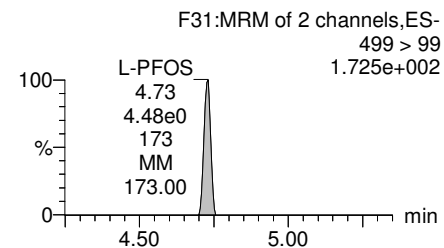
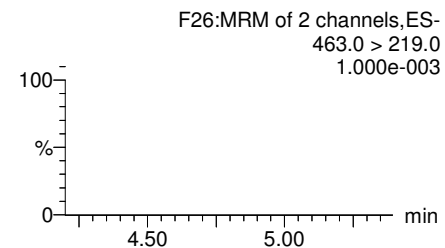
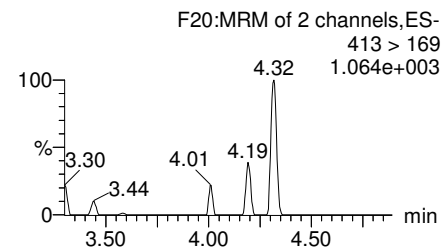
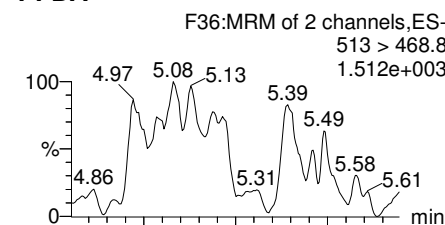
PFNA



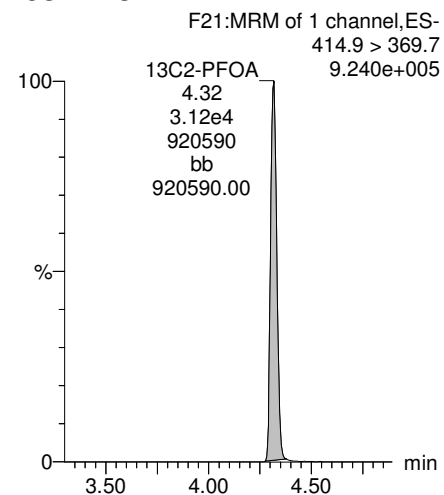
Total PFOS



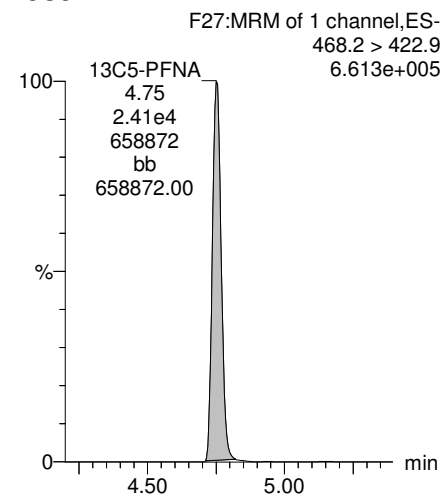
PFDA



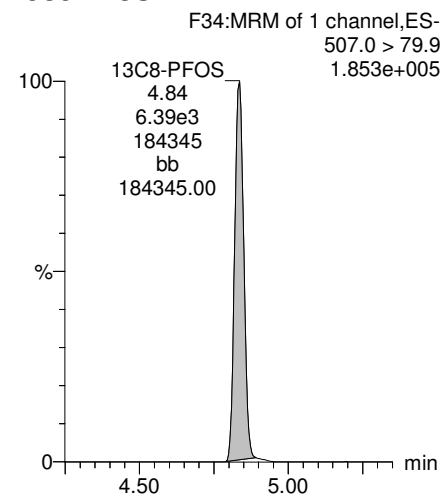
13C2-PFOA



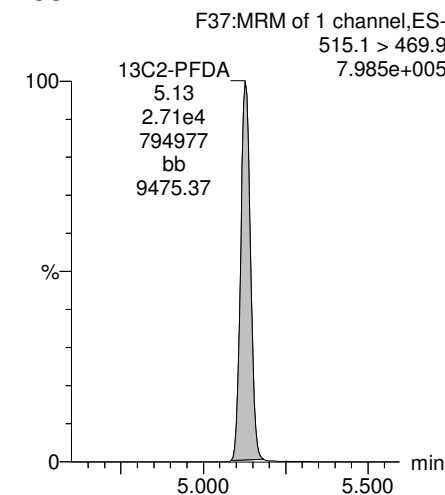
13C5-PFNA



13C8-PFOS



13C2-PFDA



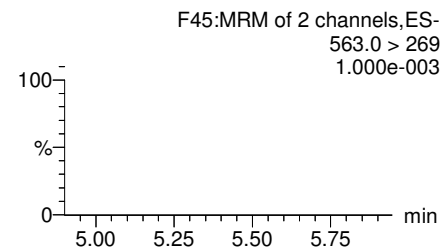
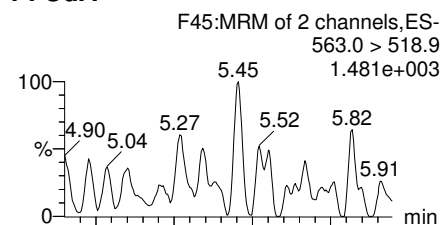
Dataset: Z:\Projects\PFAS.PRO\Results\180307M1\180307M1-40.qld

Last Altered: Monday, March 12, 2018 12:15:30 Pacific Daylight Time

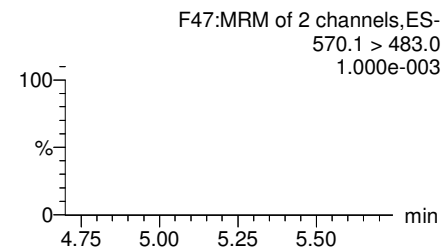
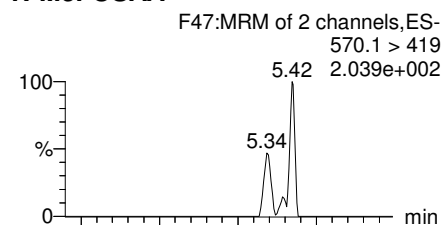
Printed: Monday, March 12, 2018 12:16:42 Pacific Daylight Time

Name: 180307M1_40, Date: 07-Mar-2018, Time: 23:28:10, ID: 1800346-02 WI-AF-SB-FB01-021318 0.11317, Description: WI-AF-SB-FB01-021318

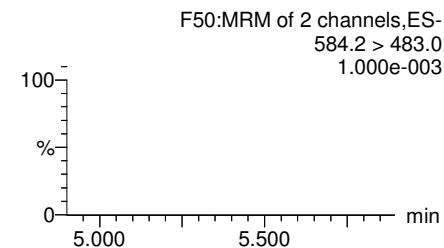
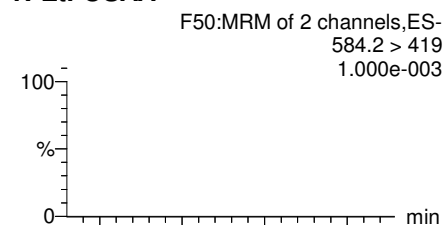
PFUdA



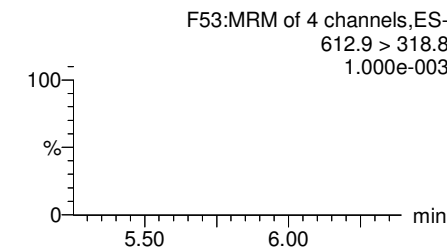
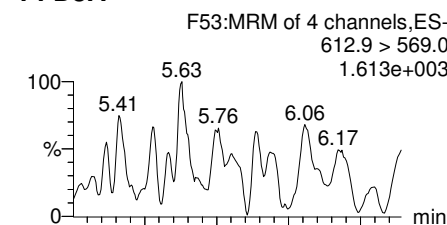
N-MeFOSAA



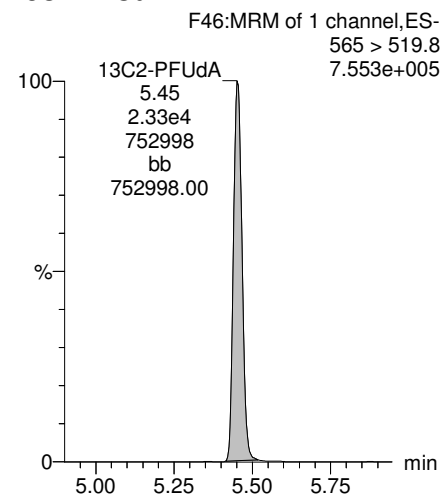
N-EtFOSAA



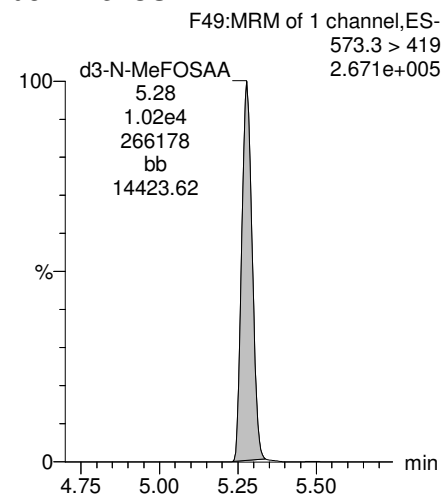
PFDoA



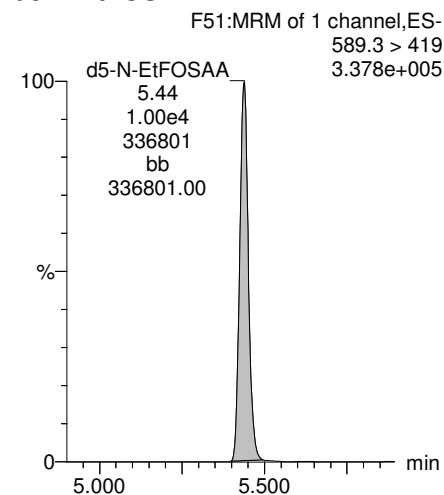
13C2-PFUdA



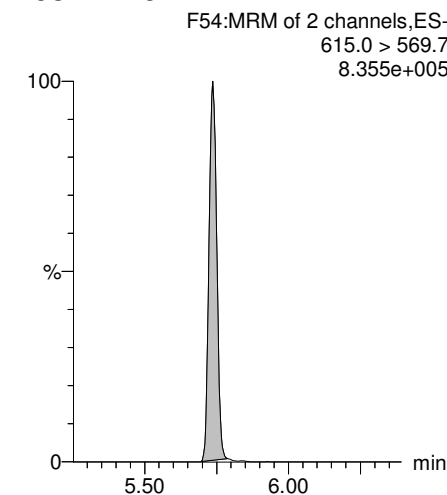
d3-N-MeFOSAA



d5-N-EtFOSAA



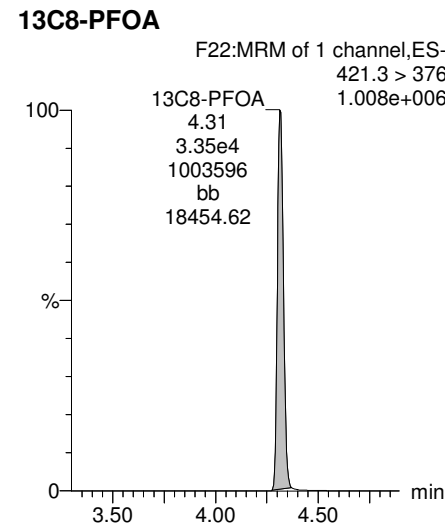
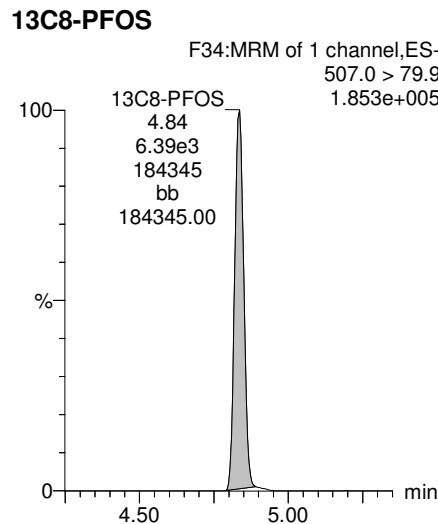
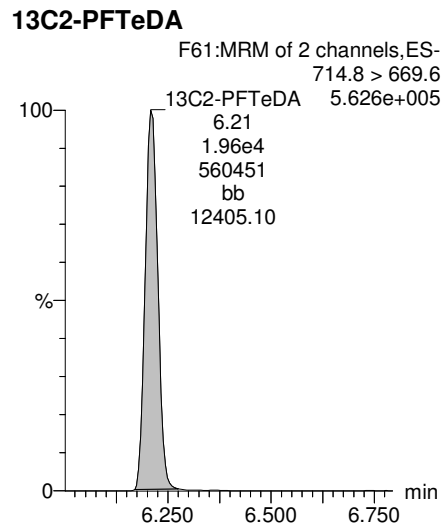
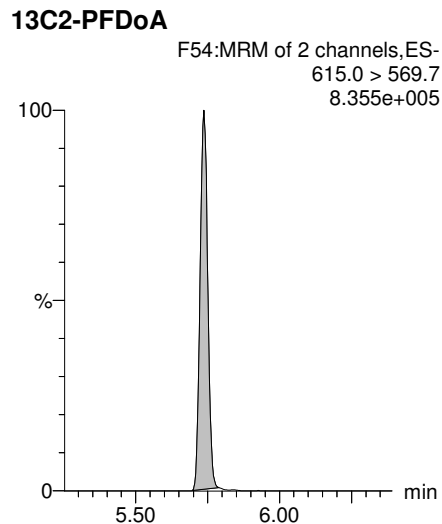
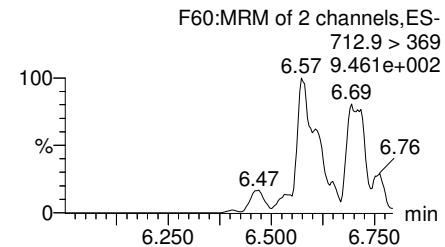
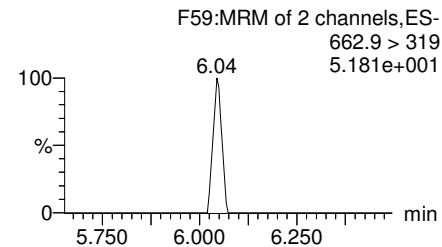
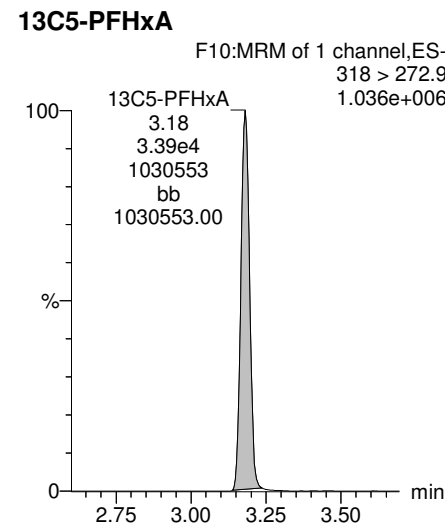
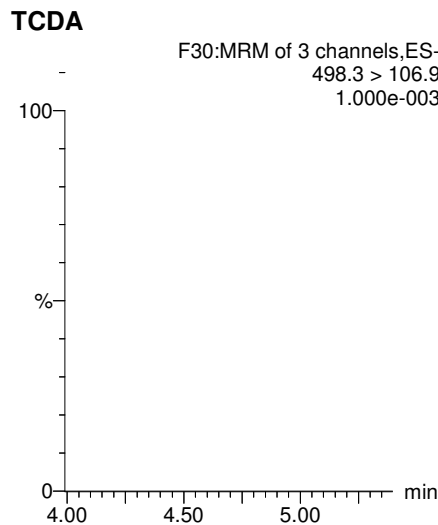
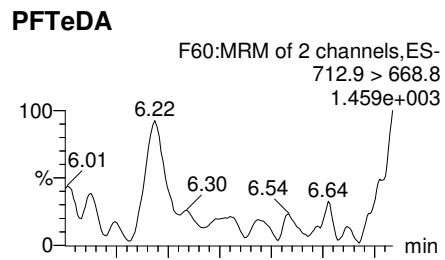
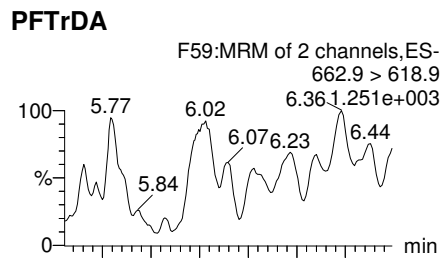
13C2-PFDoA



Dataset: Z:\Projects\PFAS.PRO\Results\180307M1\180307M1-40.qld

Last Altered: Monday, March 12, 2018 12:15:30 Pacific Daylight Time
Printed: Monday, March 12, 2018 12:16:42 Pacific Daylight Time

Name: 180307M1_40, Date: 07-Mar-2018, Time: 23:28:10, ID: 1800346-02 WI-AF-SB-FB01-021318 0.11317, Description: WI-AF-SB-FB01-021318



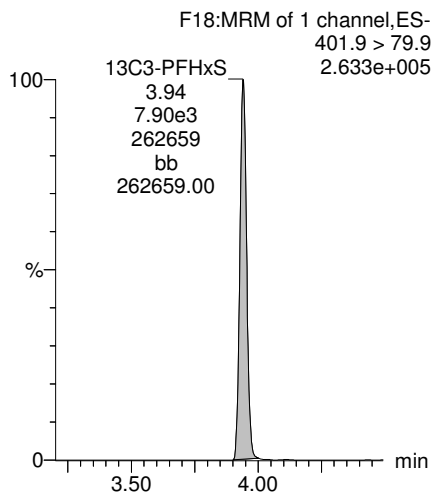
Dataset: Z:\Projects\PFAS.PRO\Results\180307M1\180307M1-40.qld

Last Altered: Monday, March 12, 2018 12:15:30 Pacific Daylight Time

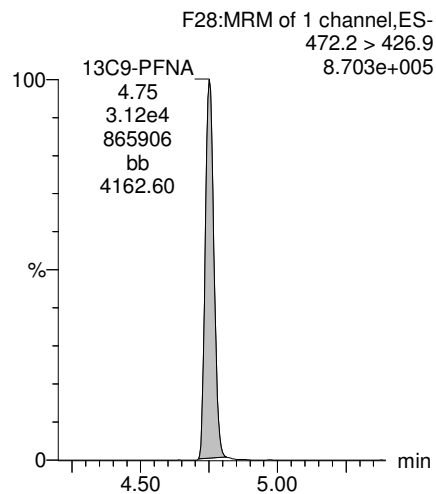
Printed: Monday, March 12, 2018 12:16:42 Pacific Daylight Time

Name: 180307M1_40, Date: 07-Mar-2018, Time: 23:28:10, ID: 1800346-02 WI-AF-SB-FB01-021318 0.11317, Description: WI-AF-SB-FB01-021318

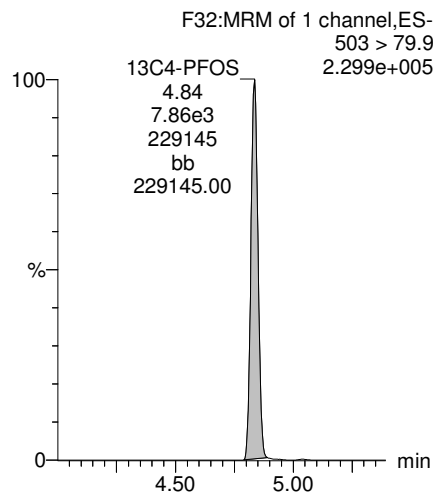
13C3-PFHxS



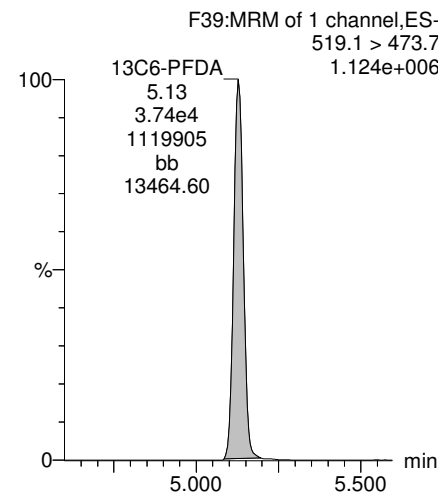
13C9-PFNA



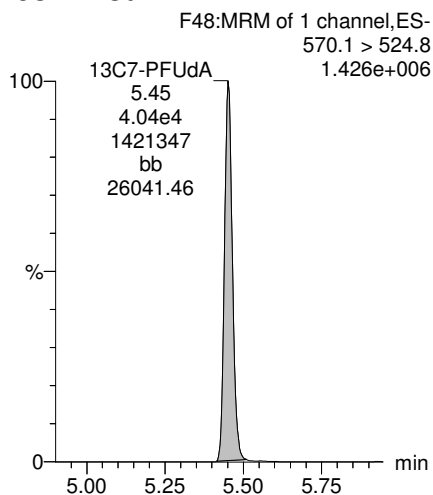
13C4-PFOS



13C6-PFDA



13C7-PFUdA



SAMPLE DATA – VAL - PFAS

Dataset: Z:\Projects\PFAS.PRO\Results\180307M1\180307M1-69.qld

Last Altered: Friday, March 09, 2018 13:45:54 Pacific Standard Time

Printed: Friday, March 09, 2018 13:46:39 Pacific Standard Time

Method: Z:\Projects\PFAS.PRO\MethDB\PFAS_FULL_80C_030718.mdb 08 Mar 2018 15:11:54

Calibration: Z:\Projects\PFAS.PRO\CurveDB\C18_VAL-PFAS_Q4_03-07-18-FULL.cdb 08 Mar 2018 13:04:56

Name: 180307M1_69, Date: 08-Mar-2018, Time: 05:01:04, ID: B8B0151-BLK1 Method Blank 1, Description: Method Blank

	# Name	Trace	Area	IS Area	Wt./Vol.	RRF	Pred.RT	RT	y Axis Resp.	Conc.	%Rec
1	3 PFBS	299.0 > 79.7		1.98e3	1.00		2.98				
2	5 PFHxA	313.2 > 268.9		5.12e3	1.00		3.48				
3	7 PFHpA	363.0 > 318.9		1.24e4	1.00		4.10				
4	8 L-PFHxS	398.9 > 79.6	5.82e0	1.89e3	1.00		4.24	3.94	0.0385		
5	11 L-PFOA	413 > 368.7		1.70e4	1.00		4.45				
6	14 PFNA	463.0 > 418.8		1.51e4	1.00		5.04				
7	16 L-PFOS	499 > 79.9	2.15e1	4.83e3	1.00		4.84	4.73	0.0556	0.2789	
8	18 PFDA	513 > 468.8		1.39e4	1.00		5.40				
9	21 N-MeFOSAA	570.1 > 419		5.31e3	1.00		5.55				
10	22 N-EtFOSAA	584.2 > 419		5.86e3	1.00		5.70				
11	23 PFUdA	563.0 > 518.9		1.78e4	1.00		5.72				

Dataset: Z:\Projects\PFAS.PRO\Results\180307M1\180307M1-69.qld

Last Altered: Friday, March 09, 2018 13:45:54 Pacific Standard Time

Printed: Friday, March 09, 2018 13:46:28 Pacific Standard Time

Method: Z:\Projects\PFAS.PRO\MethDB\PFAS_FULL_80C_030718.mdb 08 Mar 2018 15:11:54

Calibration: Z:\Projects\PFAS.PRO\CurveDB\C18_VAL-PFAS_Q4_03-07-18-FULL.cdb 08 Mar 2018 13:04:56

Name: 180307M1_69, Date: 08-Mar-2018, Time: 05:01:04, ID: B8B0151-BLK1 Method Blank 1, Description: Method Blank

#	Name	Trace	Area	IS Area	Wt./Vol.	RRF	Pred.RT	RT	y Axis Resp.	Conc.	%Rec
1	25 PFD0A	612.9 > 569.0		1.22e4	1.00		5.99				
2	27 PFTTrDA	662.9 > 618.9		1.22e4	1.00		6.22				
3	28 PFTeDA	712.9 > 668.8		8.77e3	1.00		6.41				
4	36 13C3-PFBS	302. > 98.8	1.98e3	2.02e4	1.00	0.096	2.98	2.68	1.22	12.7198	101.8
5	37 13C2-PFHxA	315 > 269.8	5.12e3	2.02e4	1.00	0.697	3.48	3.18	3.16	4.5348	90.7
6	38 13C4-PFHpA	367.2 > 321.8	1.24e4	2.02e4	1.00	0.683	4.10	3.79	7.65	11.1995	89.6
7	39 18O2-PFHxS	403.0 > 102.6	1.89e3	4.65e3	1.00	0.387	4.24	3.94	5.07	13.0930	104.7
8	40 13C2-6:2 FTS	429.1 > 408.9	4.29e3	1.87e4	1.00	0.238	4.56	4.26	2.86	12.0262	96.2
9	41 13C2-PFOA	414.9 > 369.7	1.70e4	1.87e4	1.00	1.079	4.61	4.32	11.4	10.5356	84.3
10	42 13C5-PFNA	468.2 > 422.9	1.51e4	2.09e4	1.00	0.853	5.04	4.75	9.06	10.6250	85.0
11	43 13C8-PFOSA	506.1 > 77.7	1.56e3	2.20e4	1.00	0.159	5.09	4.83	0.886	5.5594	44.5 ^H
12	44 13C8-PFOS	507.0 > 79.9	4.83e3	5.44e3	1.00	0.934	5.11	4.84	11.1	11.8693	95.0
13	45 13C2-PFDA	515.1 > 469.9	1.39e4	1.98e4	1.00	0.898	5.40	5.13	8.81	9.8012	78.4
14	46 13C2-8:2 FTS	529.1 > 508.7	2.98e3	2.02e4	1.00	0.170	5.38	5.10	1.84	10.8426	86.7
15	47 d3-N-MeFOSAA	573.3 > 419	5.31e3	2.20e4	1.00	0.372	5.55	5.28	3.02	8.1153	64.9
16	48 d5-N-EtFOSAA	589.3 > 419	5.86e3	2.20e4	1.00	0.385	5.70	5.44	3.33	8.6622	69.3
17	49 13C2-PFUdA	565 > 519.8	1.78e4	2.20e4	1.00	0.961	5.72	5.45	10.1	10.5247	84.2
18	50 13C2-PFDoA	615.0 > 569.7	1.22e4	2.20e4	1.00	0.864	5.99	5.74	6.95	8.0488	64.4
19	51 d3-N-MeFOSA	515.2 > 168.9		2.20e4	1.00	0.080	5.93				
20	52 13C2-PFTeDA	714.8 > 669.6	8.77e3	2.20e4	1.00	0.692	6.41	6.21	4.99	7.2148	57.7
21	53 d5-N-ETFOSA	531.1 > 168.9		2.20e4	1.00	0.113	6.25				
22	54 13C2-PFHxDA	815 > 769.7	7.34e3	2.20e4	1.00	1.397	6.69	6.54	4.18	2.9900	59.8
23	55 d7-N-MeFOSE	623.1 > 58.9		2.20e4	1.00	0.090	6.31				
24	56 d9-N-EtFOSE	639.2 > 58.8		2.20e4	1.00	0.084	6.45				
25	57 13C4-PFBA	217. > 171.8	1.28e4	1.28e4	1.00	1.000	1.73	1.44	12.5	12.5000	100.0
26	58 13C5-PFHxA	318 > 272.9	2.02e4	2.02e4	1.00	1.000	3.48	3.18	12.5	12.5000	100.0
27	59 13C3-PFHxS	401.9 > 79.9	4.65e3	4.65e3	1.00	1.000	4.24	3.94	12.5	12.5000	100.0
28	60 13C8-PFOA	421.3 > 376	1.87e4	1.87e4	1.00	1.000	4.61	4.32	12.5	12.5000	100.0
29	61 13C9-PFNA	472.2 > 426.9	2.09e4	2.09e4	1.00	1.000	4.70	4.75	12.5	12.5000	100.0
30	62 13C4-PFOS	503 > 79.9	5.44e3	5.44e3	1.00	1.000	5.11	4.84	12.5	12.5000	100.0
31	63 13C6-PFDA	519.1 > 473.7	1.98e4	1.98e4	1.00	1.000	5.40	5.13	12.5	12.5000	100.0
32	64 13C7-PFUdA	570.1 > 524.8	2.20e4	2.20e4	1.00	1.000	5.72	5.45	12.5	12.5000	100.0

Dataset: Z:\Projects\PFAS.PRO\Results\180307M1\180307M1-69.qld

Last Altered: Friday, March 09, 2018 13:45:54 Pacific Standard Time

Printed: Friday, March 09, 2018 13:46:28 Pacific Standard Time

Name: 180307M1_69, Date: 08-Mar-2018, Time: 05:01:04, ID: B8B0151-BLK1 Method Blank 1, Description: Method Blank

	# Name	Trace	Area	IS Area	Wt./Vol.	RRF	Pred.RT	RT	y Axis Resp.	Conc.	%Rec
33	65 Total PFHxS	398.9 > 79.6	5.82e0	1.89e3	1.00		4.24		0.000		
34	66 Total PFOA	413 > 368.7	0.00e0	1.70e4	1.00		4.61		0.000		
35	67 Total PFOS	499 > 79.9	2.15e1	4.83e3	1.00		5.11		0.0556	0.2789	

Dataset: Z:\Projects\PFAS.PRO\Results\180307M1\180307M1-69.qld

Last Altered: Friday, March 09, 2018 13:45:54 Pacific Standard Time

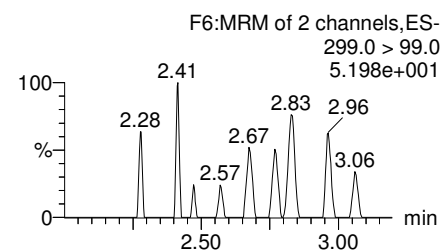
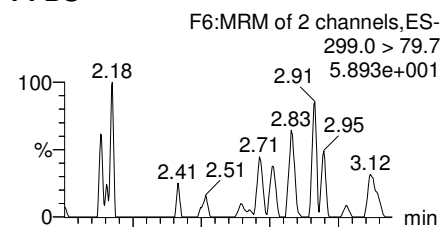
Printed: Friday, March 09, 2018 13:46:28 Pacific Standard Time

Method: Z:\Projects\PFAS.PRO\MethDB\PFAS_FULL_80C_030718.mdb 08 Mar 2018 15:11:54

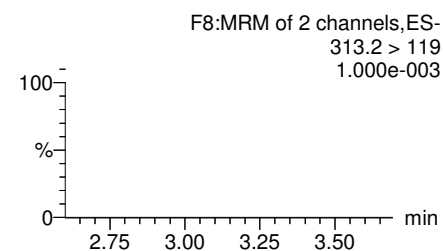
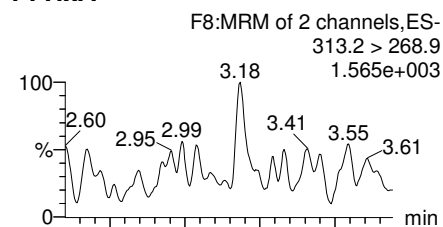
Calibration: Z:\Projects\PFAS.PRO\CurveDB\C18_VAL-PFAS_Q4_03-07-18-FULL.cdb 08 Mar 2018 13:04:56

Name: 180307M1_69, Date: 08-Mar-2018, Time: 05:01:04, ID: B8B0151-BLK1 Method Blank 1, Description: Method Blank

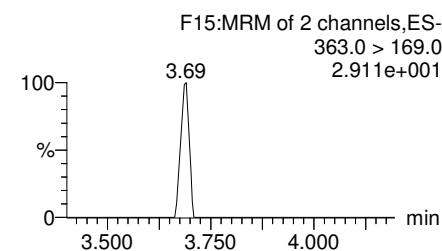
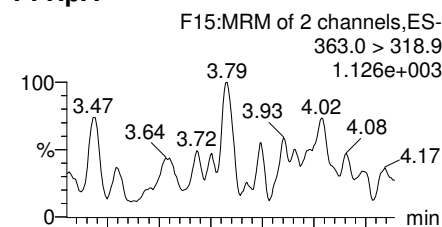
PFBS



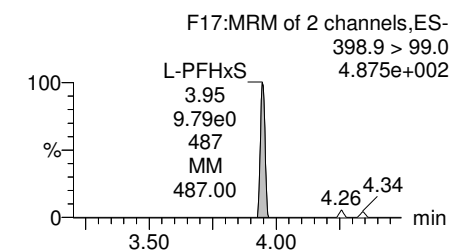
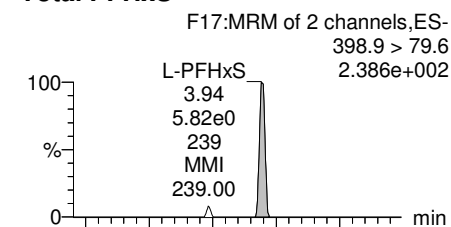
PFHxA



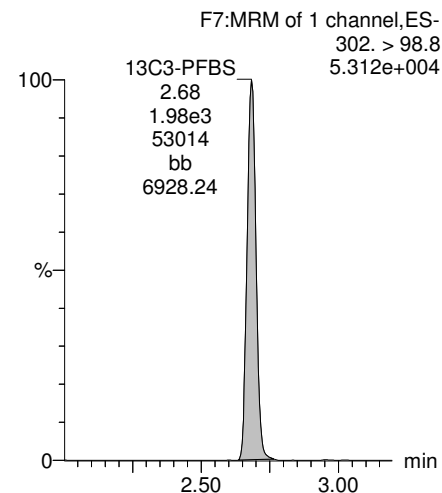
PFHpA



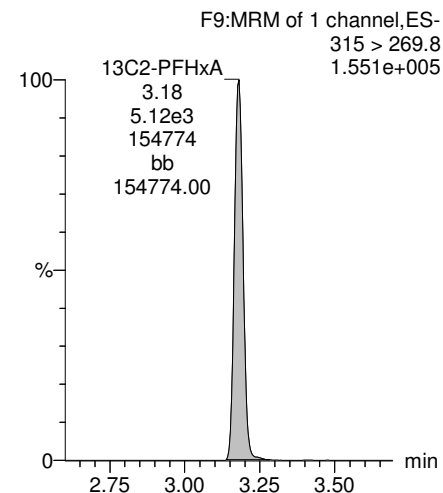
Total PFHxS



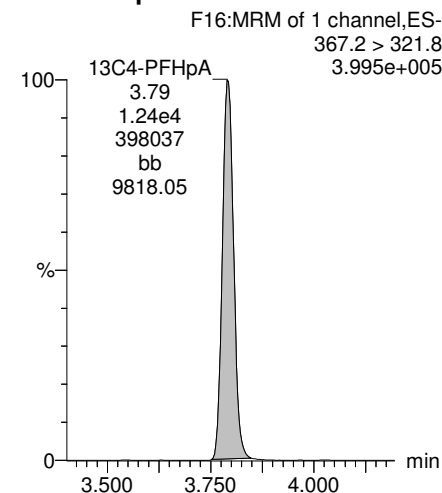
13C3-PFBS



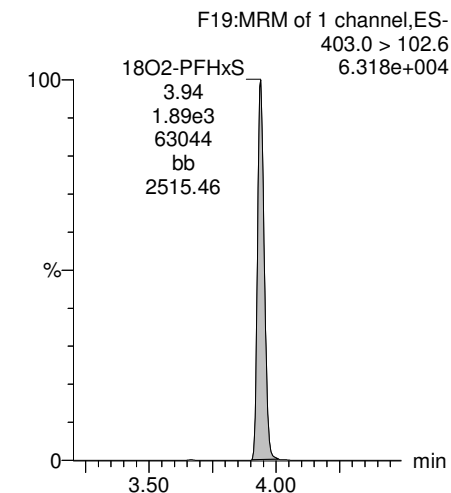
13C2-PFHxA



13C4-PFHpA



18O2-PFHxS

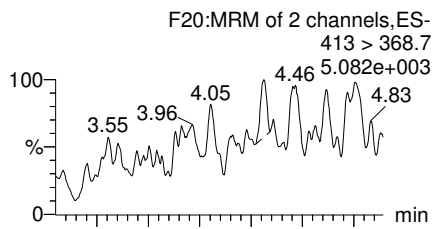


Dataset: Z:\Projects\PFAS.PRO\Results\180307M1\180307M1-69.qld

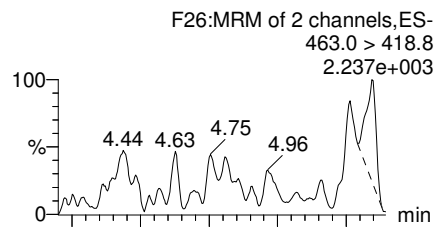
Last Altered: Friday, March 09, 2018 13:45:54 Pacific Standard Time
Printed: Friday, March 09, 2018 13:46:28 Pacific Standard Time

Name: 180307M1_69, Date: 08-Mar-2018, Time: 05:01:04, ID: B8B0151-BLK1 Method Blank 1, Description: Method Blank

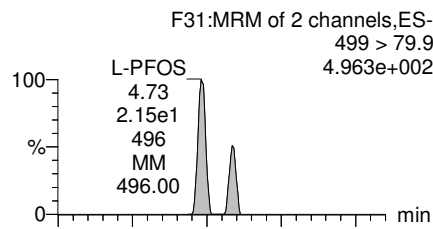
Total PFOA



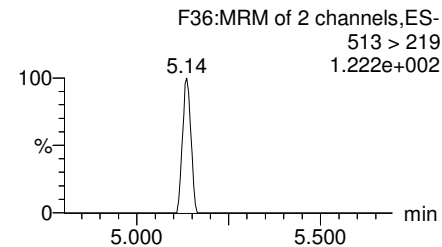
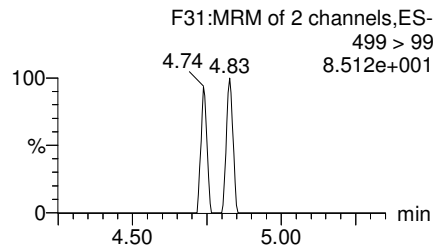
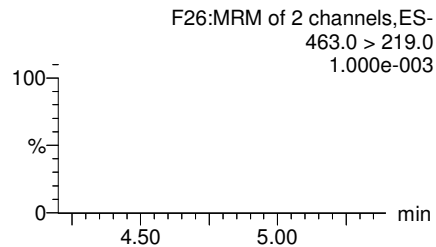
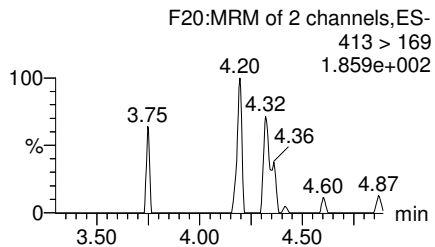
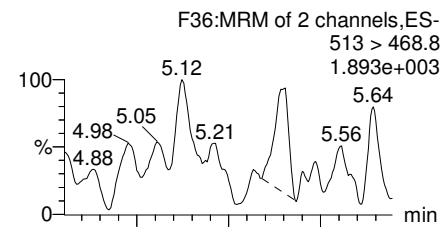
PFNA



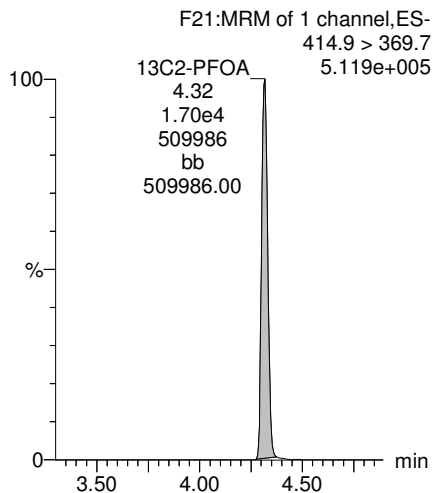
Total PFOS



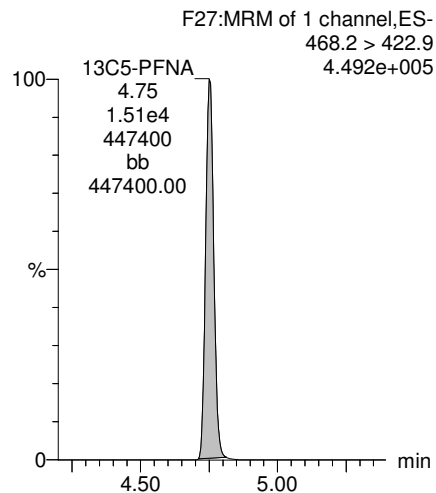
PFDA



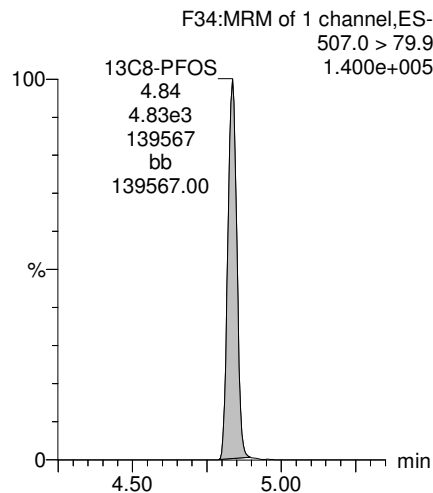
13C2-PFOA



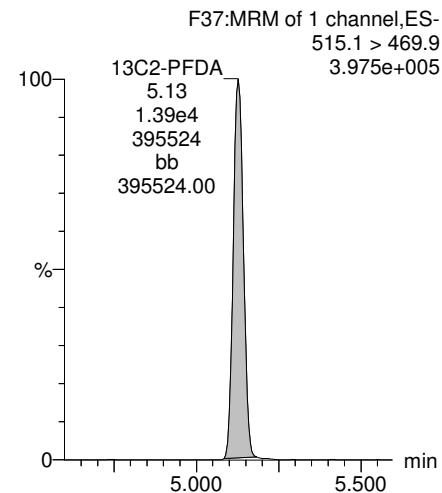
13C5-PFNA



13C8-PFOS



13C2-PFDA



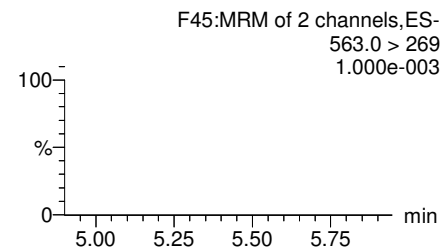
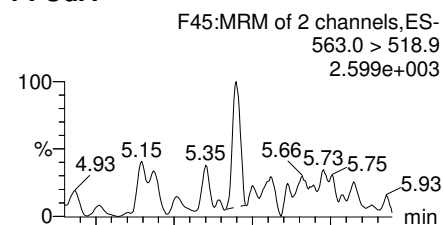
Dataset: Z:\Projects\PFAS.PRO\Results\180307M1\180307M1-69.qld

Last Altered: Friday, March 09, 2018 13:45:54 Pacific Standard Time

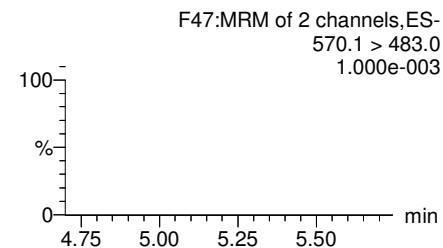
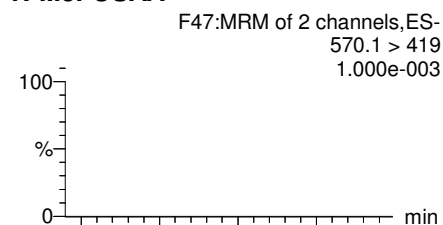
Printed: Friday, March 09, 2018 13:46:28 Pacific Standard Time

Name: 180307M1_69, Date: 08-Mar-2018, Time: 05:01:04, ID: B8B0151-BLK1 Method Blank 1, Description: Method Blank

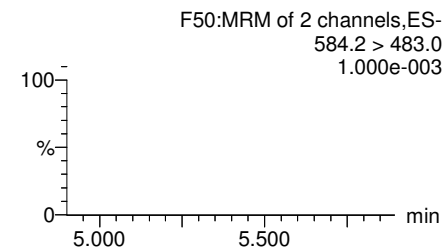
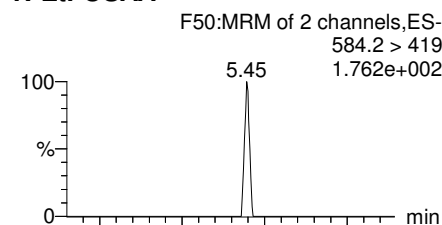
PFUdA



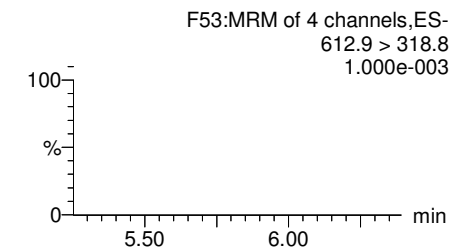
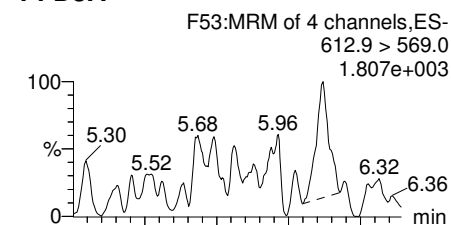
N-MeFOSAA



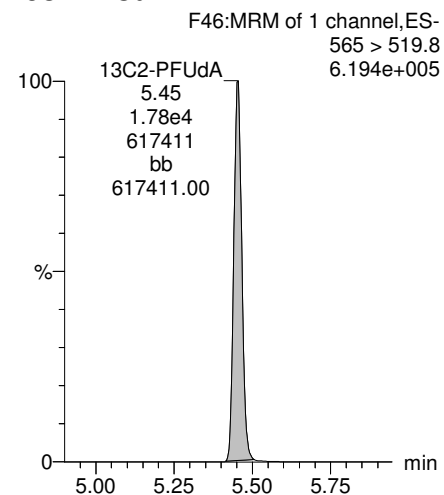
N-EtFOSAA



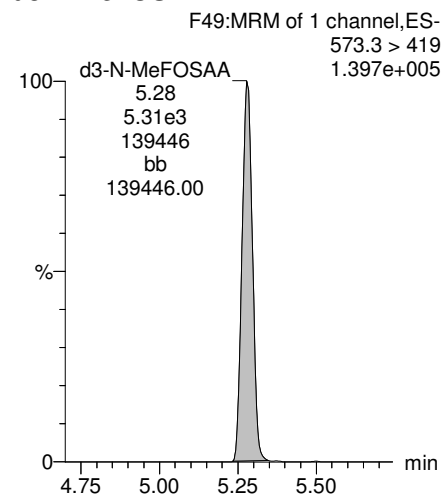
PFDaA



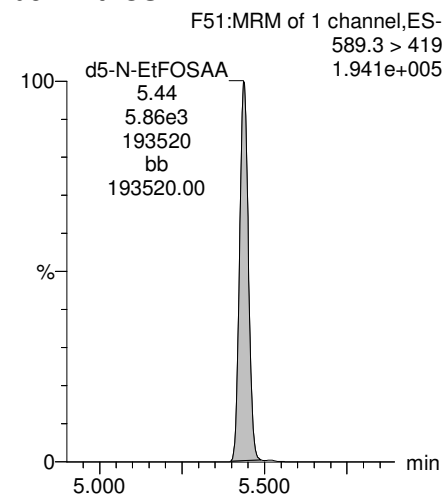
13C2-PFUdA



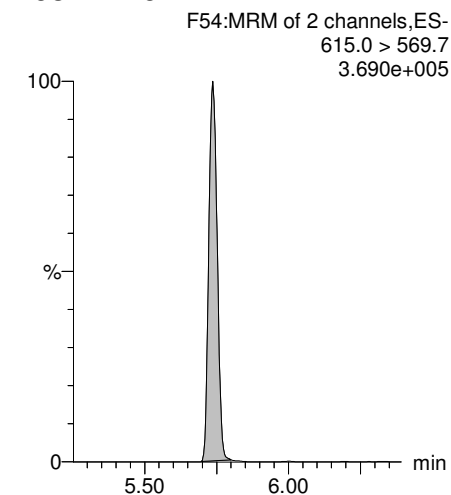
d3-N-MeFOSAA



d5-N-EtFOSAA



13C2-PFDaA

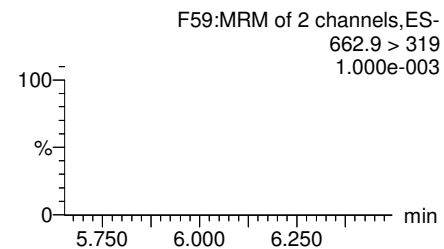
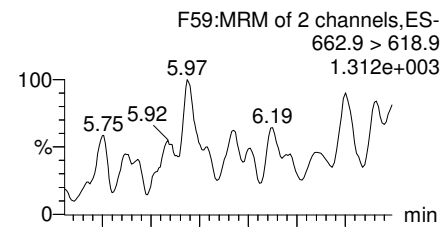


Dataset: Z:\Projects\PFAS.PRO\Results\180307M1\180307M1-69.qld

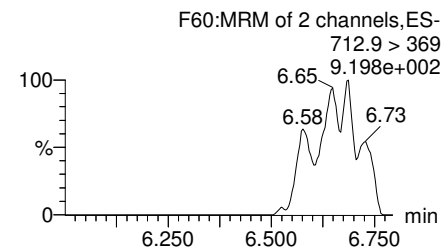
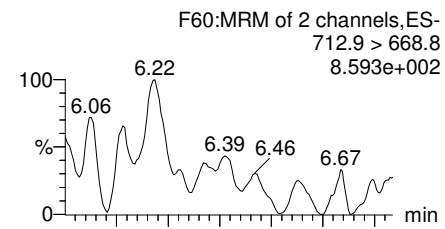
Last Altered: Friday, March 09, 2018 13:45:54 Pacific Standard Time
Printed: Friday, March 09, 2018 13:46:28 Pacific Standard Time

Name: 180307M1_69, Date: 08-Mar-2018, Time: 05:01:04, ID: B8B0151-BLK1 Method Blank 1, Description: Method Blank

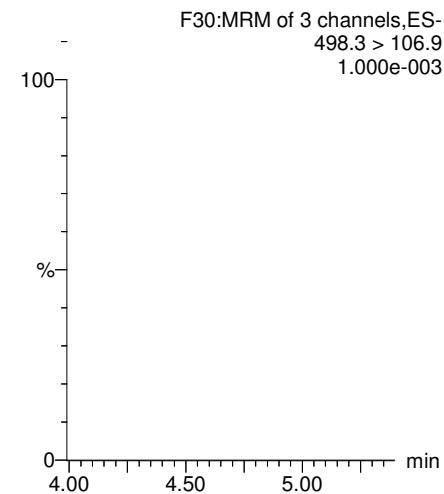
PFTrDA



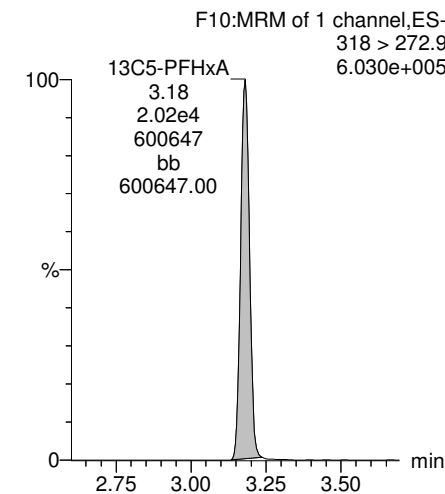
PFTeDA



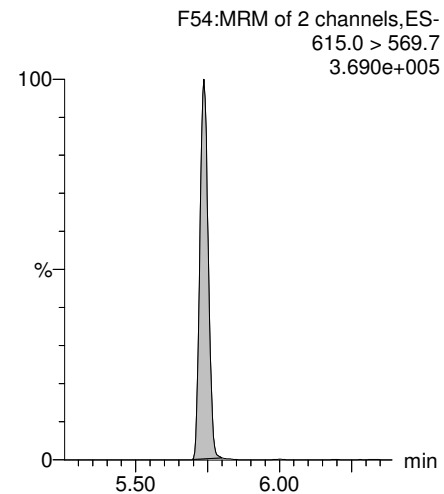
TCDA



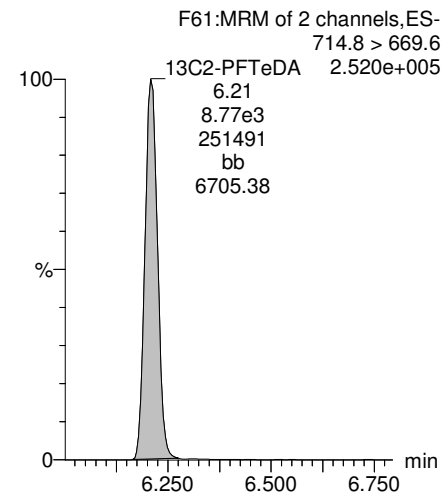
13C5-PFHxA



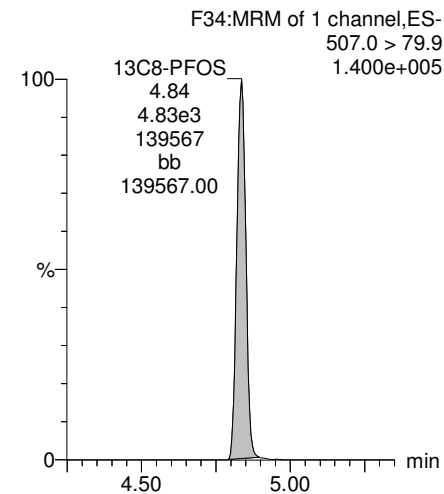
13C2-PFDoA



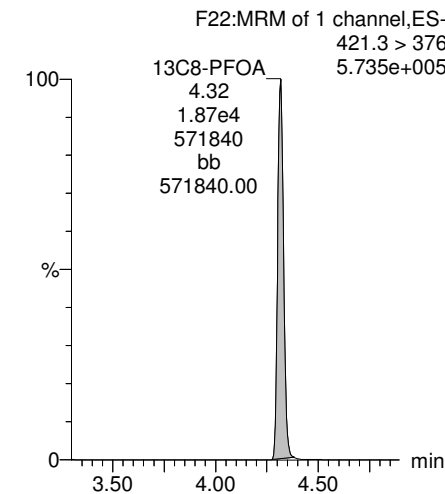
13C2-PFTeDA



13C8-PFOS



13C8-PFOA



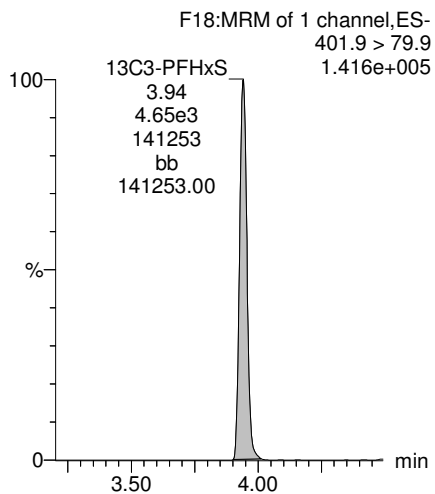
Dataset: Z:\Projects\PFAS.PRO\Results\180307M1\180307M1-69.qld

Last Altered: Friday, March 09, 2018 13:45:54 Pacific Standard Time

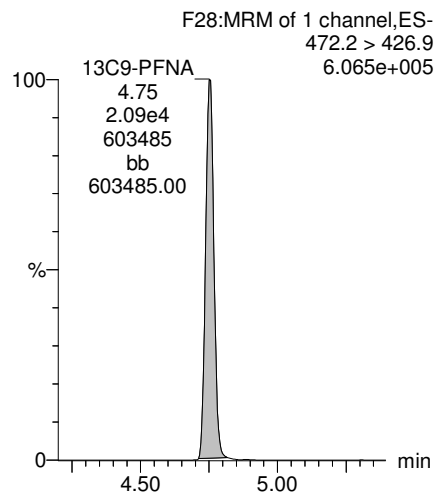
Printed: Friday, March 09, 2018 13:46:28 Pacific Standard Time

Name: 180307M1_69, Date: 08-Mar-2018, Time: 05:01:04, ID: B8B0151-BLK1 Method Blank 1, Description: Method Blank

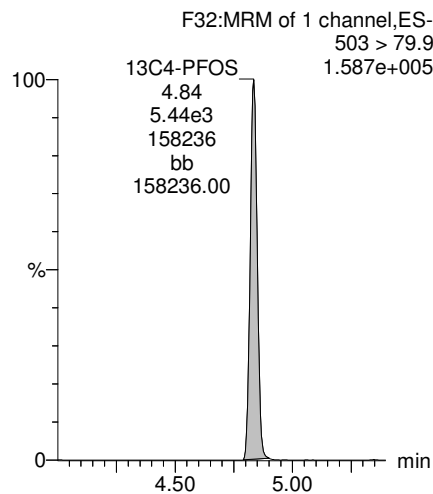
13C3-PFHxS



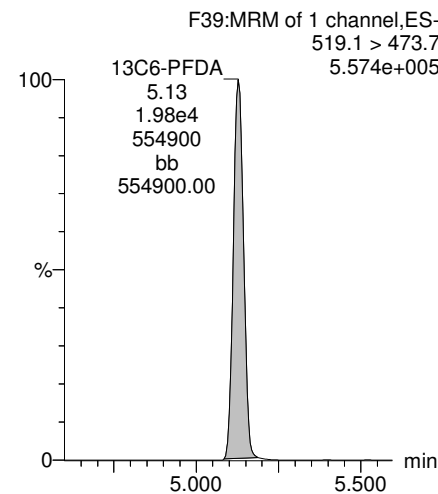
13C9-PFNA



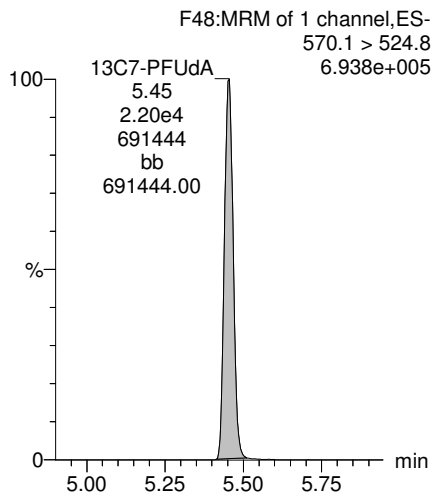
13C4-PFOS



13C6-PFDA



13C7-PFUdA



Dataset: Z:\Projects\PFAS.PRO\Results\180307M1\180307M1-68.qld

Last Altered: Friday, March 09, 2018 13:37:43 Pacific Standard Time

Printed: Friday, March 09, 2018 13:40:05 Pacific Standard Time

Method: Z:\Projects\PFAS.PRO\MethDB\PFAS_FULL_80C_030718.mdb 08 Mar 2018 15:11:54

Calibration: Z:\Projects\PFAS.PRO\CurveDB\C18_VAL-PFAS_Q4_03-07-18-FULL.cdb 08 Mar 2018 13:04:56

Name: 180307M1_68, Date: 08-Mar-2018, Time: 04:49:38, ID: B8B0151-BS1 OPR 1, Description: OPR

	# Name	Trace	Area	IS Area	Wt./Vol.	RRF	Pred.RT	RT	y Axis Resp.	Conc.	%Rec
1	3 PFBS	299.0 > 79.7	3.81e3	2.53e3	1.00		2.98	2.69	18.8	11.2777	112.8
2	5 PFHxA	313.2 > 268.9	1.53e4	5.16e3	1.00		3.48	3.18	14.9	12.4776	124.8
3	7 PFHpA	363.0 > 318.9	1.45e4	1.41e4	1.00		4.10	3.79	12.8	11.1566	111.6
4	8 L-PFHxS	398.9 > 79.6	3.07e3	2.24e3	1.00		4.24	3.94	17.1	10.9245	109.2
5	11 L-PFOA	413 > 368.7	1.62e4	1.98e4	1.00		4.45	4.32	10.2	11.7437	117.4
6	14 PFNA	463.0 > 418.8	1.66e4	1.68e4	1.00		5.04	4.75	12.4	11.2421	112.4
7	16 L-PFOS	499 > 79.9	3.86e3	4.66e3	1.00		4.84	4.84	10.4	9.6936	96.9
8	18 PFDA	513 > 468.8	1.61e4	1.65e4	1.00		5.40	5.13	12.2	11.6909	116.9
9	21 N-MeFOSAA	570.1 > 419	6.51e3	5.27e3	1.00		5.55	5.28	15.5	11.1356	111.4
10	22 N-EtFOSAA	584.2 > 419	5.75e3	6.85e3	1.00		5.70	5.44	10.5	11.7776	117.8
11	23 PFUdA	563.0 > 518.9	1.68e4	1.75e4	1.00		5.72	5.45	12.0	12.2448	122.4

Dataset: Z:\Projects\PFAS.PRO\Results\180307M1\180307M1-68.qld

Last Altered: Friday, March 09, 2018 13:37:43 Pacific Standard Time

Printed: Friday, March 09, 2018 13:40:13 Pacific Standard Time

Method: Z:\Projects\PFAS.PRO\MethDB\PFAS_FULL_80C_030718.mdb 08 Mar 2018 15:11:54

Calibration: Z:\Projects\PFAS.PRO\CurveDB\C18_VAL-PFAS_Q4_03-07-18-FULL.cdb 08 Mar 2018 13:04:56

Name: 180307M1_68, Date: 08-Mar-2018, Time: 04:49:38, ID: B8B0151-BS1 OPR 1, Description: OPR

#	Name	Trace	Area	IS Area	Wt./Vol.	RRF	Pred.RT	RT	y Axis Resp.	Conc.	%Rec
1	25 PFDaA	612.9 > 569.0	1.73e4	1.36e4	1.00		5.99	5.74	15.9	12.6017	126.0
2	27 PFTrDA	662.9 > 618.9	1.60e4	1.36e4	1.00		6.22	5.99	14.8	11.7722	117.7
3	28 PFTeDA	712.9 > 668.8	1.52e4	1.10e4	1.00		6.41	6.21	17.4	12.0389	120.4
4	36 13C3-PFBS	302. > 98.8	2.53e3	2.49e4	1.00	0.096	2.98	2.69	1.27	13.1950	105.6
5	37 13C2-PFHxA	315 > 269.8	5.16e3	2.49e4	1.00	0.697	3.48	3.18	2.59	3.7104	74.2
6	38 13C4-PFHpA	367.2 > 321.8	1.41e4	2.49e4	1.00	0.683	4.10	3.79	7.07	10.3469	82.8
7	39 18O2-PFHxS	403.0 > 102.6	2.24e3	6.05e3	1.00	0.387	4.24	3.94	4.63	11.9533	95.6
8	40 13C2-6:2 FTS	429.1 > 408.9	5.55e3	2.32e4	1.00	0.238	4.56	4.26	2.99	12.5630	100.5
9	41 13C2-PFOA	414.9 > 369.7	1.98e4	2.32e4	1.00	1.079	4.61	4.32	10.6	9.8555	78.8
10	42 13C5-PFNA	468.2 > 422.9	1.68e4	2.43e4	1.00	0.853	5.04	4.75	8.63	10.1176	80.9
11	43 13C8-PFOSA	506.1 > 77.7	2.15e3	2.96e4	1.00	0.159	5.09	4.83	0.908	5.6970	45.6
12	44 13C8-PFOS	507.0 > 79.9	4.66e3	6.11e3	1.00	0.934	5.11	4.84	9.53	10.2079	81.7
13	45 13C2-PFDA	515.1 > 469.9	1.65e4	2.24e4	1.00	0.898	5.40	5.13	9.21	10.2571	82.1
14	46 13C2-8:2 FTS	529.1 > 508.7	3.21e3	2.49e4	1.00	0.170	5.38	5.10	1.61	9.4866	75.9
15	47 d3-N-MeFOSAA	573.3 > 419	5.27e3	2.96e4	1.00	0.372	5.55	5.28	2.22	5.9732	47.8
16	48 d5-N-EtFOSAA	589.3 > 419	6.85e3	2.96e4	1.00	0.385	5.70	5.44	2.89	7.5111	60.1
17	49 13C2-PFUdA	565 > 519.8	1.75e4	2.96e4	1.00	0.961	5.72	5.45	7.40	7.7075	61.7
18	50 13C2-PFDoA	615.0 > 569.7	1.36e4	2.96e4	1.00	0.864	5.99	5.74	5.73	6.6365	53.1
19	51 d3-N-MeFOSA	515.2 > 168.9		2.96e4	1.00	0.080	5.93				
20	52 13C2-PFTeDA	714.8 > 669.6	1.10e4	2.96e4	1.00	0.692	6.41	6.21	4.63	6.6944	53.6
21	53 d5-N-ETFOSA	531.1 > 168.9		2.96e4	1.00	0.113	6.25				
22	54 13C2-PFHxDA	815 > 769.7	1.04e4	2.96e4	1.00	1.397	6.69	6.54	4.38	3.1355	62.7
23	55 d7-N-MeFOSE	623.1 > 58.9		2.96e4	1.00	0.090	6.31				
24	56 d9-N-EtFOSE	639.2 > 58.8		2.96e4	1.00	0.084	6.45				
25	57 13C4-PFBA	217. > 171.8	1.61e4	1.61e4	1.00	1.000	1.73	1.44	12.5	12.5000	100.0
26	58 13C5-PFHxA	318 > 272.9	2.49e4	2.49e4	1.00	1.000	3.48	3.18	12.5	12.5000	100.0
27	59 13C3-PFHxS	401.9 > 79.9	6.05e3	6.05e3	1.00	1.000	4.24	3.94	12.5	12.5000	100.0
28	60 13C8-PFOA	421.3 > 376	2.32e4	2.32e4	1.00	1.000	4.61	4.32	12.5	12.5000	100.0
29	61 13C9-PFNA	472.2 > 426.9	2.43e4	2.43e4	1.00	1.000	4.70	4.75	12.5	12.5000	100.0
30	62 13C4-PFOS	503 > 79.9	6.11e3	6.11e3	1.00	1.000	5.11	4.84	12.5	12.5000	100.0
31	63 13C6-PFDA	519.1 > 473.7	2.24e4	2.24e4	1.00	1.000	5.40	5.13	12.5	12.5000	100.0
32	64 13C7-PFUdA	570.1 > 524.8	2.96e4	2.96e4	1.00	1.000	5.72	5.45	12.5	12.5000	100.0

Dataset: Z:\Projects\PFAS.PRO\Results\180307M1\180307M1-68.qld

Last Altered: Friday, March 09, 2018 13:37:43 Pacific Standard Time

Printed: Friday, March 09, 2018 13:40:13 Pacific Standard Time

Name: 180307M1_68, Date: 08-Mar-2018, Time: 04:49:38, ID: B8B0151-BS1 OPR 1, Description: OPR

	# Name	Trace	Area	IS Area	Wt./Vol.	RRF	Pred.RT	RT	y Axis Resp.	Conc.	%Rec
33	65 Total PFHxS	398.9 > 79.6	3.07e3	2.24e3	1.00		4.24		17.1	10.9245	
34	66 Total PFOA	413 > 368.7	1.62e4	1.98e4	1.00		4.61		10.2	11.7437	
35	67 Total PFOS	499 > 79.9	3.86e3	4.66e3	1.00		5.11		10.4	9.6936	

Dataset: Z:\Projects\PFAS.PRO\Results\180307M1\180307M1-68.qld

Last Altered: Friday, March 09, 2018 13:37:43 Pacific Standard Time

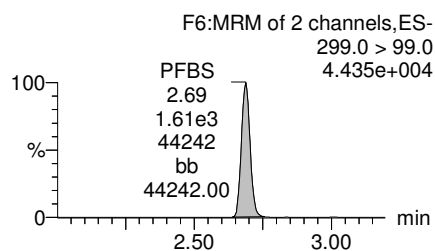
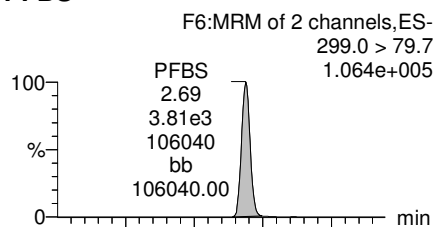
Printed: Friday, March 09, 2018 13:40:13 Pacific Standard Time

Method: Z:\Projects\PFAS.PRO\MethDB\PFAS_FULL_80C_030718.mdb 08 Mar 2018 15:11:54

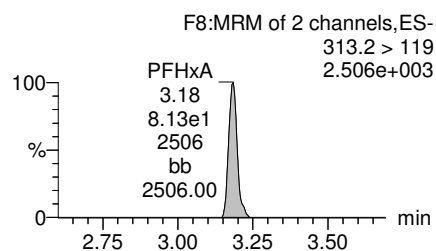
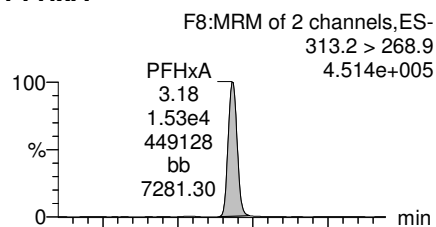
Calibration: Z:\Projects\PFAS.PRO\CurveDB\C18_VAL-PFAS_Q4_03-07-18-FULL.cdb 08 Mar 2018 13:04:56

Name: 180307M1_68, Date: 08-Mar-2018, Time: 04:49:38, ID: B8B0151-BS1 OPR 1, Description: OPR

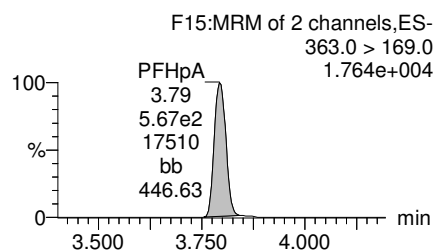
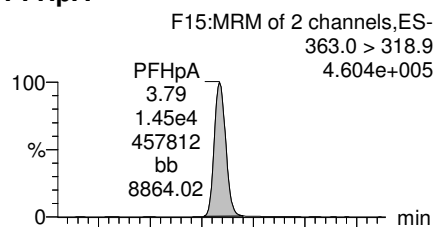
PFBS



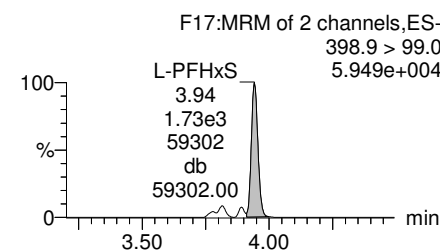
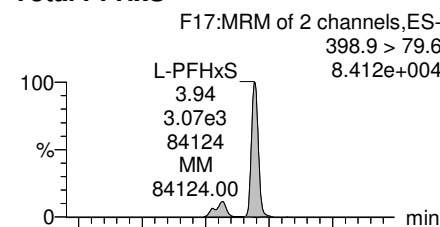
PFHxA



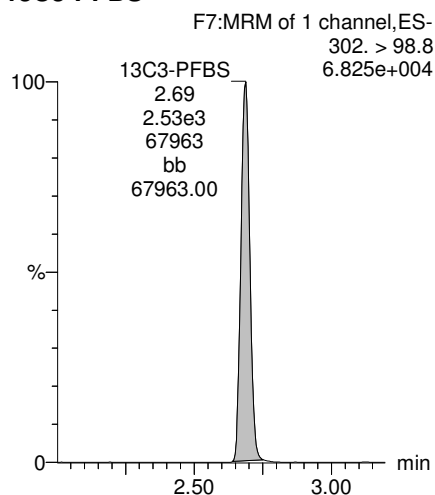
PFHpA



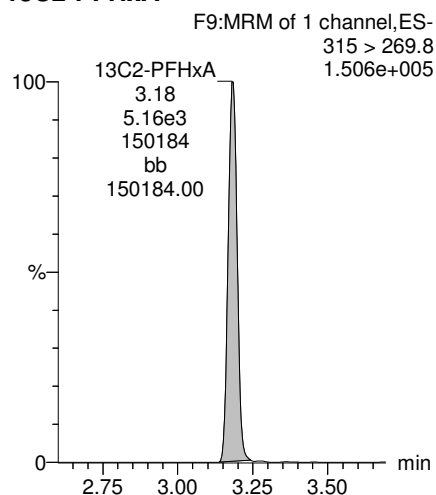
Total PFHxS



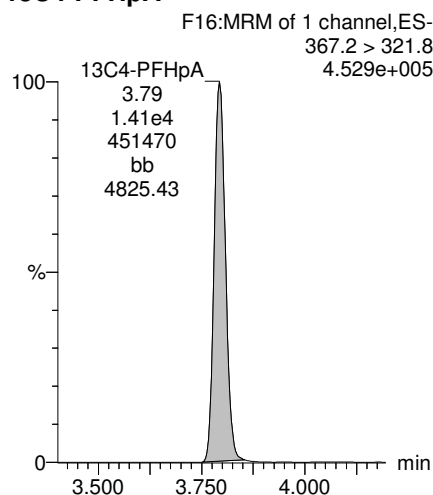
13C3-PFBS



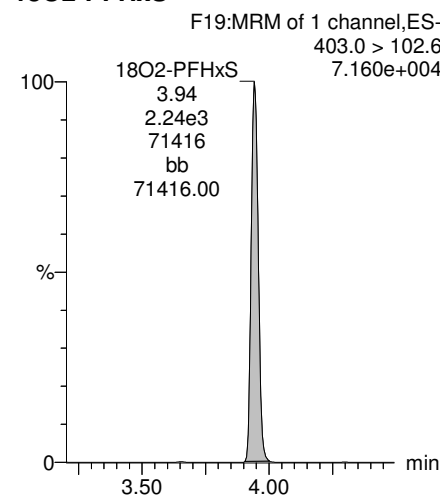
13C2-PFHxA



13C4-PFHpA



18O2-PFHxS

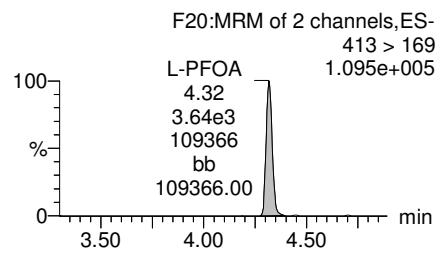
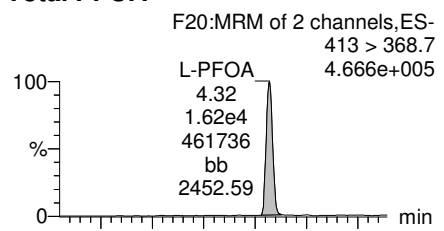


Dataset: Z:\Projects\PFAS.PRO\Results\180307M1\180307M1-68.qld

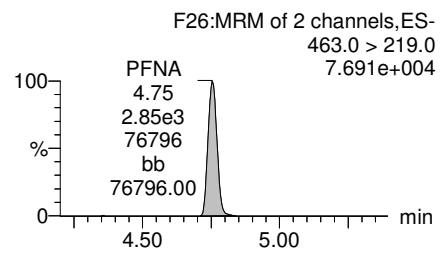
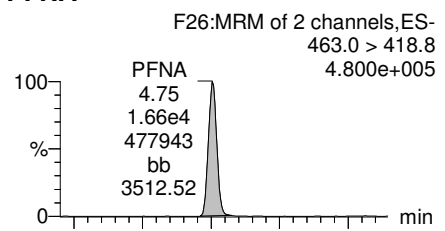
Last Altered: Friday, March 09, 2018 13:37:43 Pacific Standard Time
Printed: Friday, March 09, 2018 13:40:13 Pacific Standard Time

Name: 180307M1_68, Date: 08-Mar-2018, Time: 04:49:38, ID: B8B0151-BS1 OPR 1, Description: OPR

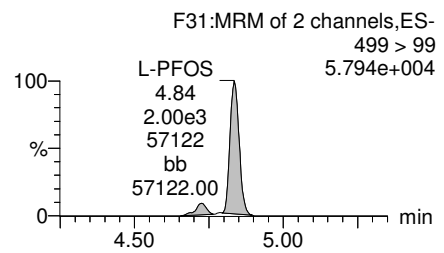
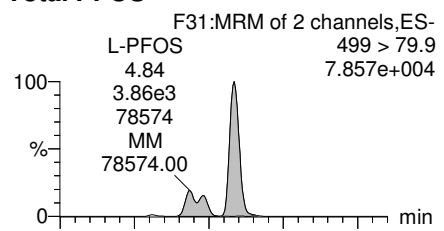
Total PFOA



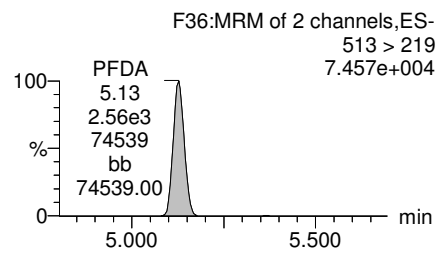
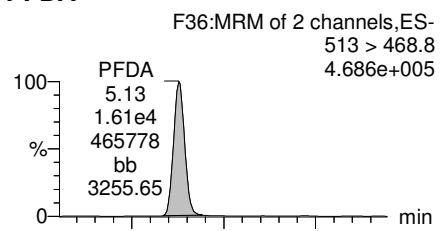
PFNA



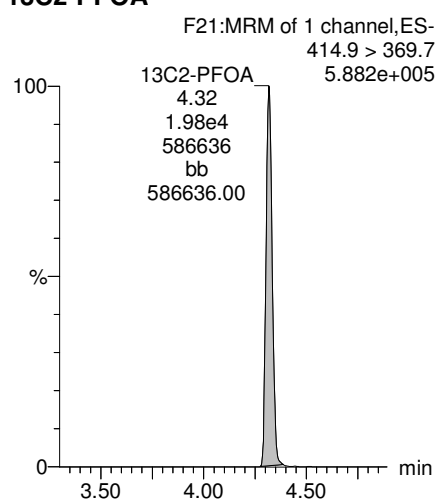
Total PFOS



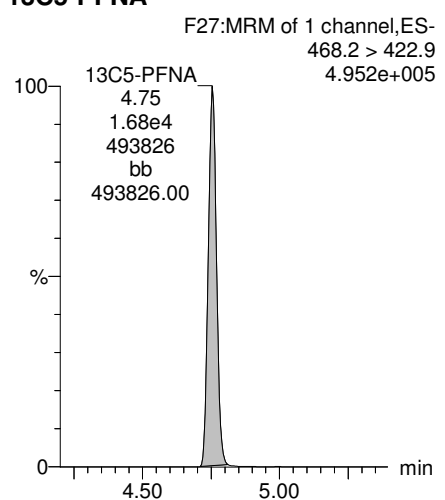
PFDA



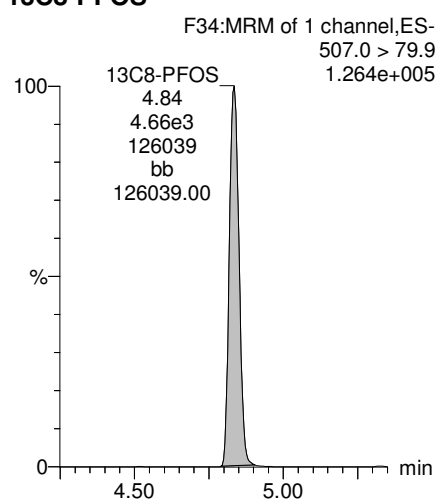
13C2-PFOA



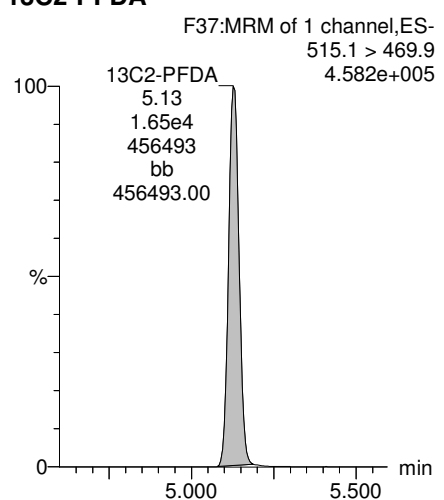
13C5-PFNA



13C8-PFOS



13C2-PFDA



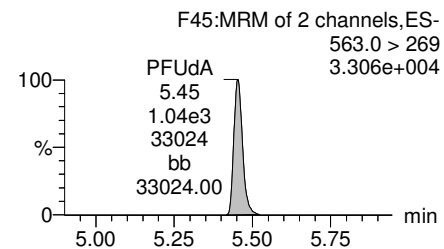
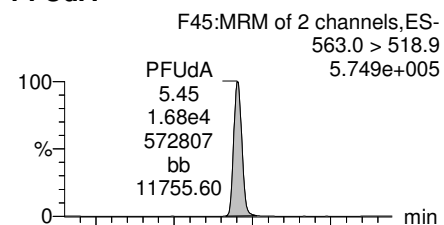
Dataset: Z:\Projects\PFAS.PRO\Results\180307M1\180307M1-68.qld

Last Altered: Friday, March 09, 2018 13:37:43 Pacific Standard Time

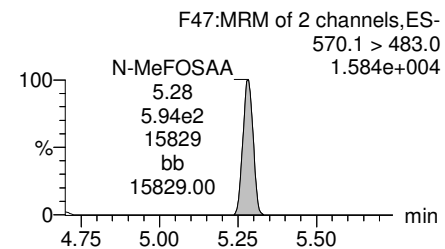
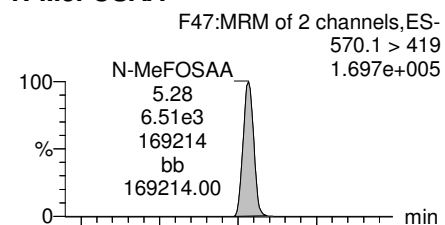
Printed: Friday, March 09, 2018 13:40:13 Pacific Standard Time

Name: 180307M1_68, Date: 08-Mar-2018, Time: 04:49:38, ID: B8B0151-BS1 OPR 1, Description: OPR

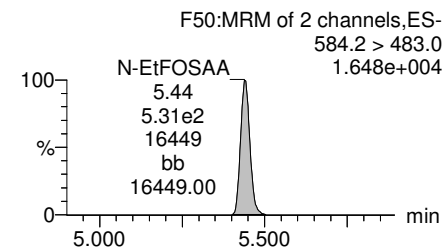
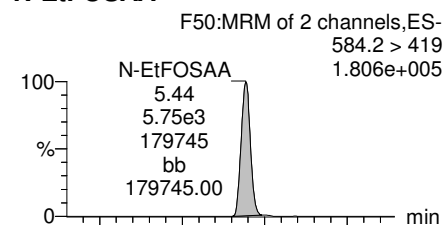
PFUdA



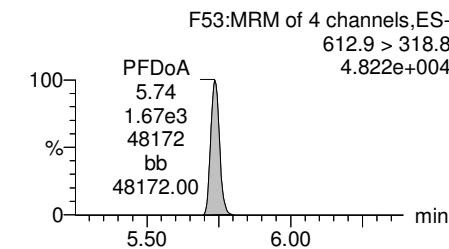
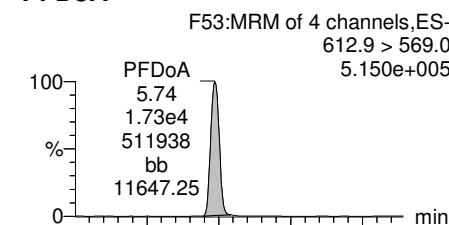
N-MeFOSAA



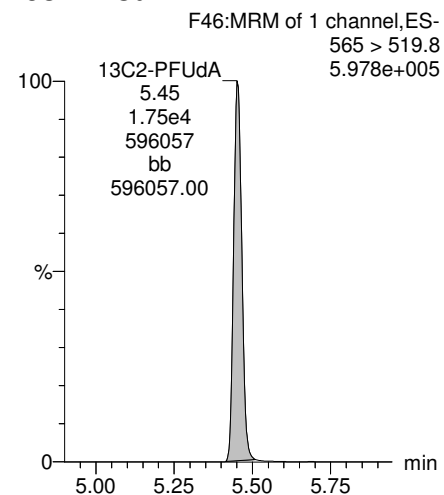
N-EtFOSAA



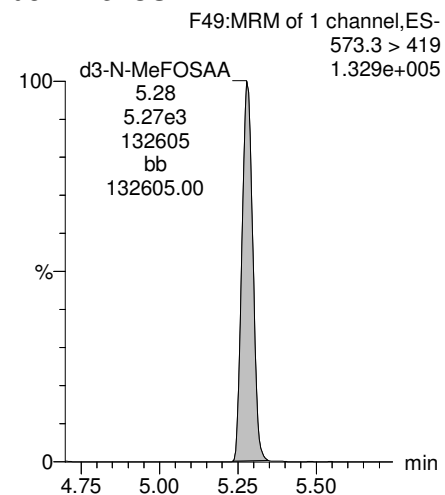
PFDoA



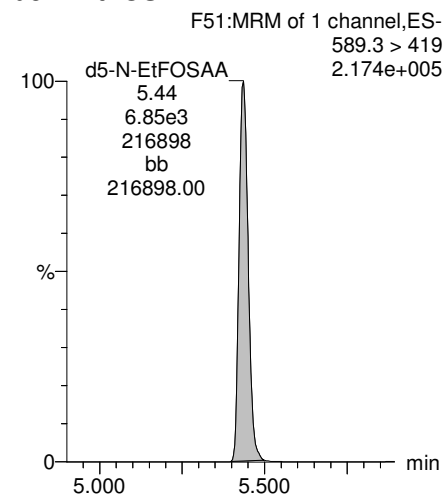
13C2-PFUdA



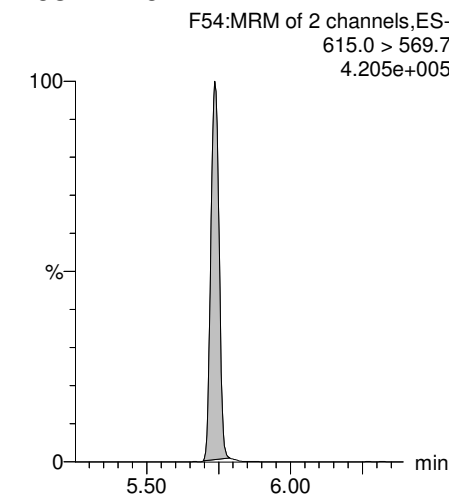
d3-N-MeFOSAA



d5-N-EtFOSAA



13C2-PFDoA



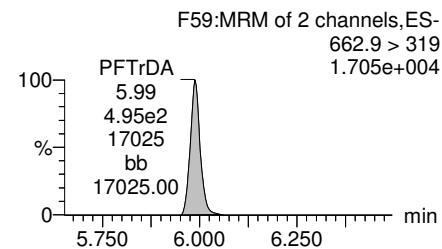
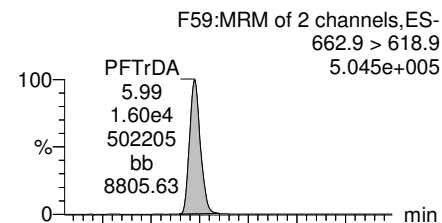
Dataset: Z:\Projects\PFAS.PRO\Results\180307M1\180307M1-68.qld

Last Altered: Friday, March 09, 2018 13:37:43 Pacific Standard Time

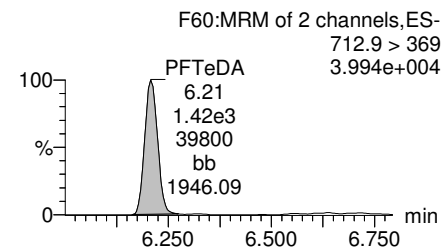
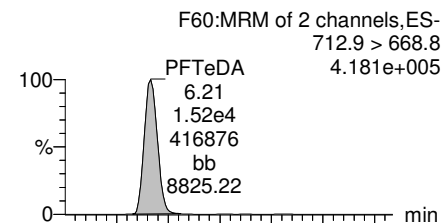
Printed: Friday, March 09, 2018 13:40:13 Pacific Standard Time

Name: 180307M1_68, Date: 08-Mar-2018, Time: 04:49:38, ID: B8B0151-BS1 OPR 1, Description: OPR

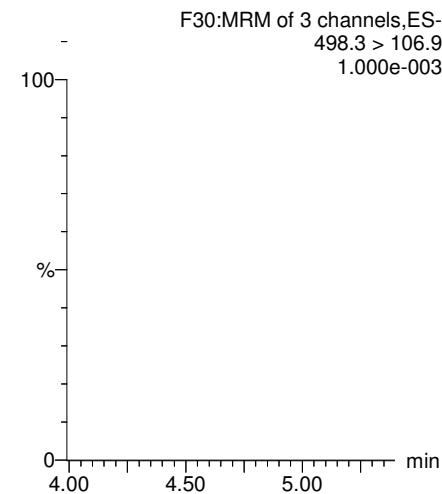
PFTTrDA



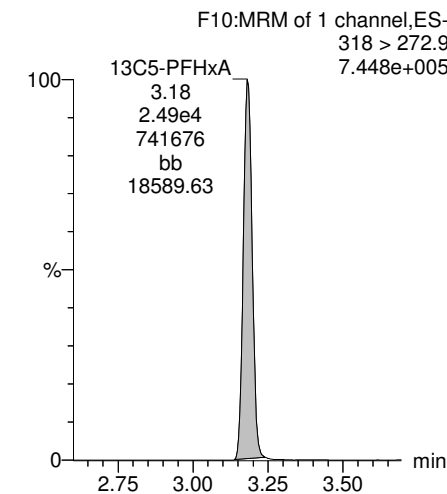
PFTeDA



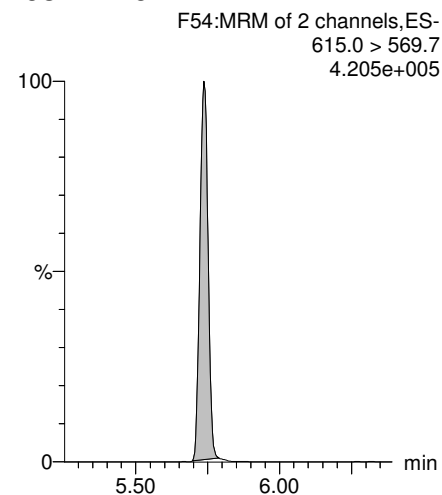
TCDA



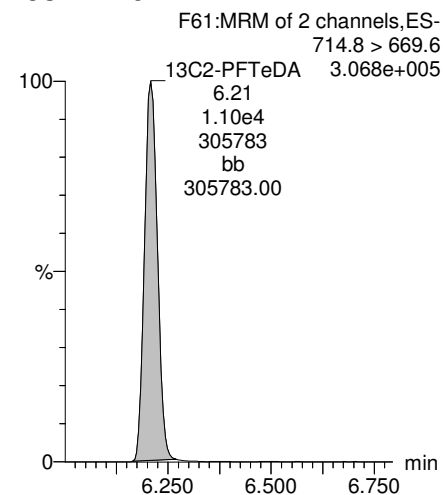
13C5-PFHxA



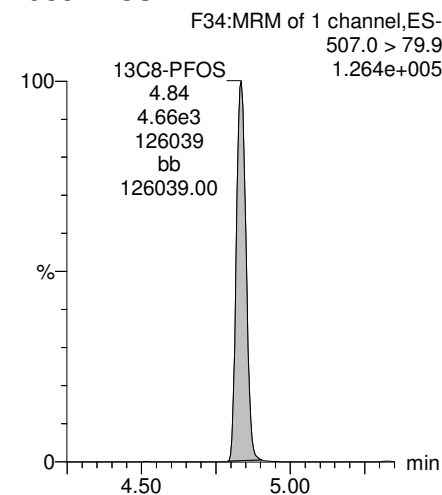
13C2-PFDoA



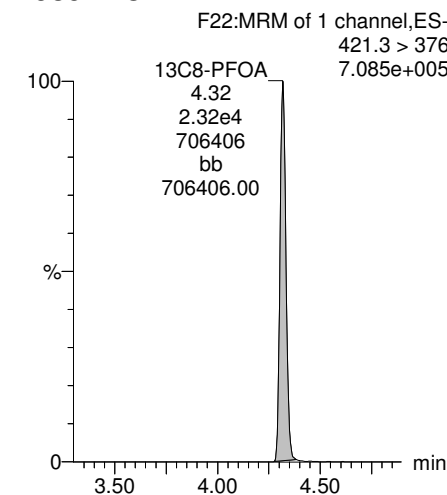
13C2-PFTeDA



13C8-PFOS



13C8-PFOA



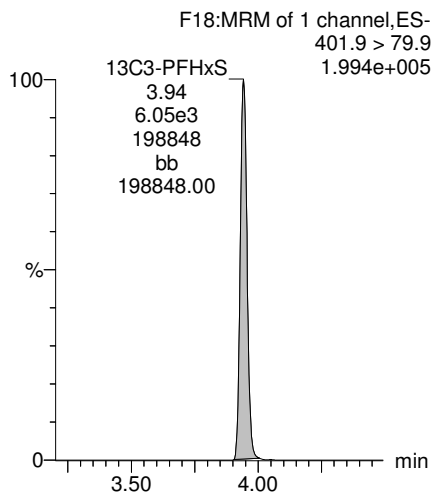
Dataset: Z:\Projects\PFAS.PRO\Results\180307M1\180307M1-68.qld

Last Altered: Friday, March 09, 2018 13:37:43 Pacific Standard Time

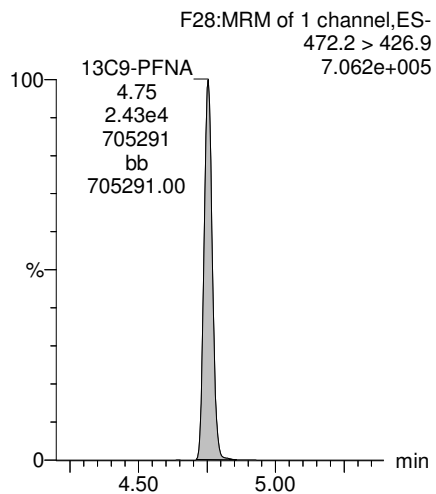
Printed: Friday, March 09, 2018 13:40:13 Pacific Standard Time

Name: 180307M1_68, Date: 08-Mar-2018, Time: 04:49:38, ID: B8B0151-BS1 OPR 1, Description: OPR

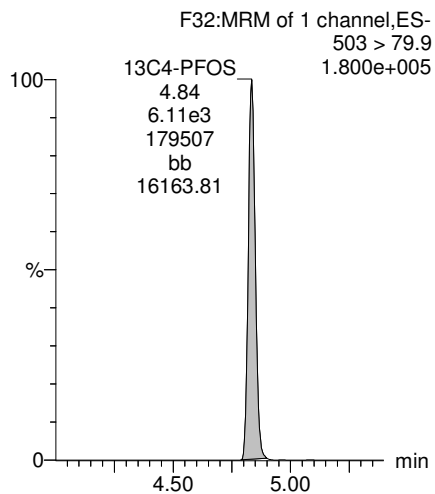
13C3-PFHxS



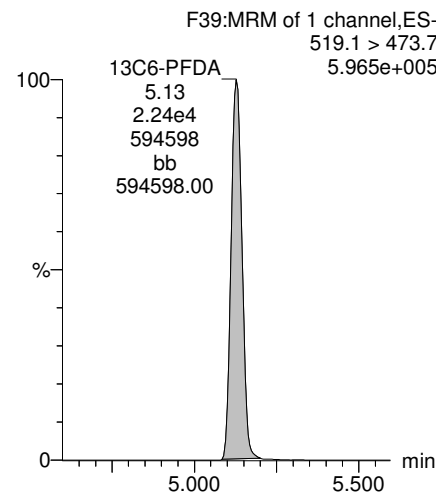
13C9-PFNA



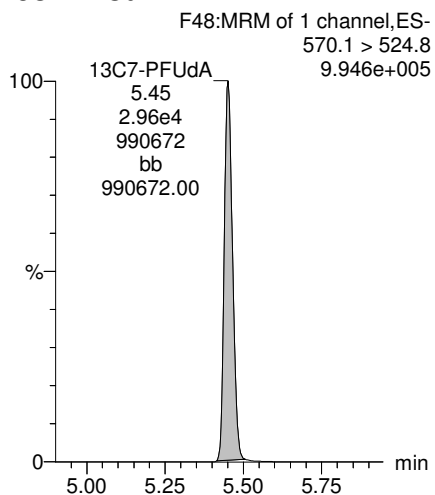
13C4-PFOS



13C6-PFDA



13C7-PFUdA



Dataset: Z:\Projects\PFAS.PRO\Results\180307M1\180307M1-72.qld

Last Altered: Saturday, March 10, 2018 12:14:39 Pacific Standard Time

Printed: Saturday, March 10, 2018 12:15:13 Pacific Standard Time

Method: Z:\Projects\PFAS.pro\MethDB\PFAS_FULL_80C_030718.mdb 08 Mar 2018 15:11:54

Calibration: Z:\Projects\PFAS.pro\CurveDB\C18_VAL-PFAS_Q4_03-07-18-FULL.cdb 08 Mar 2018 13:04:56

Name: 180307M1_72, Date: 08-Mar-2018, Time: 05:35:33, ID: 1800346-03 WI-AF-SB615-6768-0218 1.08, Description: WI-AF-SB615-6768-0218

	# Name	Trace	Area	IS Area	Wt./Vol.	RRF	Pred.RT	RT	y Axis Resp.	Conc.	%Rec
1	3 PFBS	299.0 > 79.7		2.36e3	0.940		2.98				
2	5 PFHxA	313.2 > 268.9		5.59e3	0.940		3.48				
3	7 PFHpA	363.0 > 318.9		1.46e4	0.940		4.10				
4	8 L-PFHxS	398.9 > 79.6	7.00e0	2.04e3	0.940		4.24	3.95	0.0430		
5	11 L-PFOA	413 > 368.7		2.06e4	0.940		4.45				
6	14 PFNA	463.0 > 418.8		1.92e4	0.940		5.04				
7	16 L-PFOS	499 > 79.9	2.61e1	4.66e3	0.940		4.84	4.84	0.0701	0.3107	
8	18 PFDA	513 > 468.8		1.54e4	0.940		5.40				
9	21 N-MeFOSAA	570.1 > 419		6.83e3	0.940		5.55				
10	22 N-EtFOSAA	584.2 > 419		8.34e3	0.940		5.70				
11	23 PFUdA	563.0 > 518.9		1.73e4	0.940		5.72				

Dataset: Z:\Projects\PFAS.PRO\Results\180307M1\180307M1-72.qld

Last Altered: Saturday, March 10, 2018 12:14:39 Pacific Standard Time

Printed: Saturday, March 10, 2018 12:15:27 Pacific Standard Time

Method: Z:\Projects\PFAS.pro\MethDB\PFAS_FULL_80C_030718.mdb 08 Mar 2018 15:11:54

Calibration: Z:\Projects\PFAS.pro\CurveDB\C18_VAL-PFAS_Q4_03-07-18-FULL.cdb 08 Mar 2018 13:04:56

Name: 180307M1_72, Date: 08-Mar-2018, Time: 05:35:33, ID: 1800346-03 WI-AF-SB615-6768-0218 1.08, Description: WI-AF-SB615-6768-0218

#	Name	Trace	Area	IS Area	Wt./Vol.	RRF	Pred.RT	RT	y Axis Resp.	Conc.	%Rec
1	25 PFDa	612.9 > 569.0		1.89e4	0.940		5.99				
2	27 PFTDA	662.9 > 618.9		1.89e4	0.940		6.22				
3	28 PFTeDA	712.9 > 668.8		1.26e4	0.940		6.41				
4	36 13C3-PFBS	302. > 98.8	2.36e3	2.48e4	0.940	0.096	2.98	2.68	1.19	13.1471	98.9
5	37 13C2-PFHxA	315 > 269.8	5.59e3	2.48e4	0.940	0.697	3.48	3.18	2.81	4.2887	80.7
6	38 13C4-PFHpA	367.2 > 321.8	1.46e4	2.48e4	0.940	0.683	4.10	3.79	7.33	11.3987	85.8
7	39 18O2-PFHxS	403.0 > 102.6	2.04e3	5.69e3	0.940	0.387	4.24	3.94	4.48	12.2871	92.4
8	40 13C2-6:2 FTS	429.1 > 408.9	5.11e3	2.43e4	0.940	0.238	4.56	4.26	2.63	11.7646	88.5
9	41 13C2-PFOA	414.9 > 369.7	2.06e4	2.43e4	0.940	1.079	4.61	4.32	10.6	10.4289	78.5
10	42 13C5-PFNA	468.2 > 422.9	1.92e4	2.34e4	0.940	0.853	5.04	4.75	10.2	12.7335	95.8
11	43 13C8-PFOSA	506.1 > 77.7	1.97e3	2.53e4	0.940	0.159	5.09	4.83	0.974	6.4965	48.9
12	44 13C8-PFOS	507.0 > 79.9	4.66e3	5.61e3	0.940	0.934	5.11	4.84	10.4	11.8232	88.9
13	45 13C2-PFDA	515.1 > 469.9	1.54e4	2.15e4	0.940	0.898	5.40	5.13	8.94	10.5819	79.6
14	46 13C2-8:2 FTS	529.1 > 508.7	3.80e3	2.48e4	0.940	0.170	5.38	5.10	1.91	11.9729	90.1
15	47 d3-N-MeFOSAA	573.3 > 419	6.83e3	2.53e4	0.940	0.372	5.55	5.28	3.38	9.6615	72.7
16	48 d5-N-EtFOSAA	589.3 > 419	8.34e3	2.53e4	0.940	0.385	5.70	5.44	4.13	11.4043	85.8
17	49 13C2-PFUdA	565 > 519.8	1.73e4	2.53e4	0.940	0.961	5.72	5.45	8.56	9.4723	71.3
18	50 13C2-PFDoA	615.0 > 569.7	1.89e4	2.53e4	0.940	0.864	5.99	5.74	9.36	11.5260	86.7
19	51 d3-N-MeFOSA	515.2 > 168.9		2.53e4	0.940	0.080	5.93				
20	52 13C2-PFTeDA	714.8 > 669.6	1.26e4	2.53e4	0.940	0.692	6.41	6.21	6.24	9.5885	72.1
21	53 d5-N-ETFOSA	531.1 > 168.9		2.53e4	0.940	0.113	6.25				
22	54 13C2-PFHxDA	815 > 769.7	1.29e4	2.53e4	0.940	1.397	6.69	6.55	6.41	4.8780	91.7
23	55 d7-N-MeFOSE	623.1 > 58.9		2.53e4	0.940	0.090	6.31				
24	56 d9-N-EtFOSE	639.2 > 58.8		2.53e4	0.940	0.084	6.45				
25	57 13C4-PFBA	217. > 171.8	1.66e4	1.66e4	0.940	1.000	1.73	1.44	12.5	13.2922	100.0
26	58 13C5-PFHxA	318 > 272.9	2.48e4	2.48e4	0.940	1.000	3.48	3.18	12.5	13.2922	100.0
27	59 13C3-PFHxS	401.9 > 79.9	5.69e3	5.69e3	0.940	1.000	4.24	3.94	12.5	13.2922	100.0
28	60 13C8-PFOA	421.3 > 376	2.43e4	2.43e4	0.940	1.000	4.61	4.32	12.5	13.2922	100.0
29	61 13C9-PFNA	472.2 > 426.9	2.34e4	2.34e4	0.940	1.000	4.70	4.75	12.5	13.2922	100.0
30	62 13C4-PFOS	503 > 79.9	5.61e3	5.61e3	0.940	1.000	5.11	4.84	12.5	13.2922	100.0
31	63 13C6-PFDA	519.1 > 473.7	2.15e4	2.15e4	0.940	1.000	5.40	5.13	12.5	13.2922	100.0
32	64 13C7-PFUdA	570.1 > 524.8	2.53e4	2.53e4	0.940	1.000	5.72	5.46	12.5	13.2922	100.0

GM for AD 3/10/2018

Dataset: Z:\Projects\PFAS.PRO\Results\180307M1\180307M1-72.qld

Last Altered: Saturday, March 10, 2018 12:14:39 Pacific Standard Time

Printed: Saturday, March 10, 2018 12:15:27 Pacific Standard Time

Name: 180307M1_72, Date: 08-Mar-2018, Time: 05:35:33, ID: 1800346-03 WI-AF-SB615-6768-0218 1.08, Description: WI-AF-SB615-6768-0218

	# Name	Trace	Area	IS Area	Wt./Vol.	RRF	Pred.RT	RT	y Axis Resp.	Conc.	%Rec
33	65 Total PFHxS	398.9 > 79.6	7.00e0	2.04e3	0.940		4.24		0.000		
34	66 Total PFOA	413 > 368.7	0.00e0	2.06e4	0.940		4.61		0.000		
35	67 Total PFOS	499 > 79.9	2.61e1	4.66e3	0.940		5.11		0.0701	0.3107	

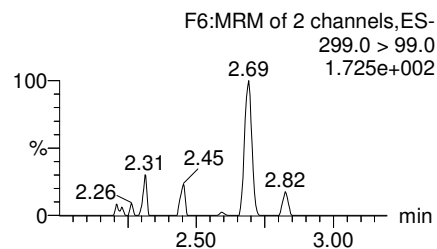
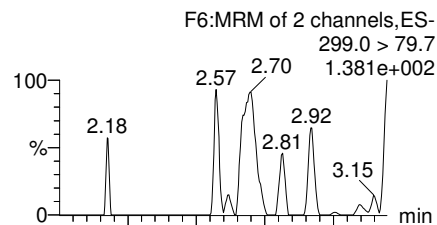
Dataset: Z:\Projects\PFAS.PRO\Results\180307M1\180307M1-72.qld

Last Altered: Saturday, March 10, 2018 12:14:39 Pacific Standard Time
Printed: Saturday, March 10, 2018 12:15:27 Pacific Standard Time

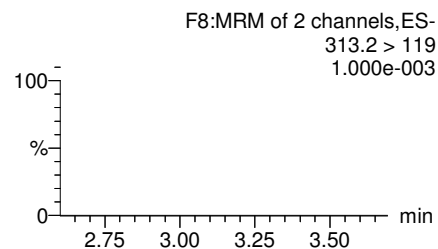
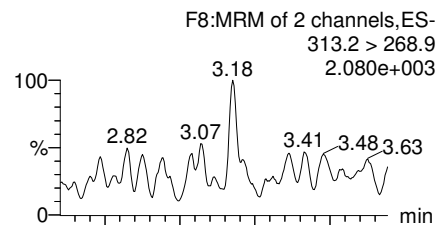
Method: Z:\Projects\PFAS.pro\MethDB\PFAS_FULL_80C_030718.mdb 08 Mar 2018 15:11:54
Calibration: Z:\Projects\PFAS.pro\CurveDB\C18_VAL-PFAS_Q4_03-07-18-FULL.cdb 08 Mar 2018 13:04:56

Name: 180307M1_72, Date: 08-Mar-2018, Time: 05:35:33, ID: 1800346-03 WI-AF-SB615-6768-0218 1.08, Description: WI-AF-SB615-6768-0218

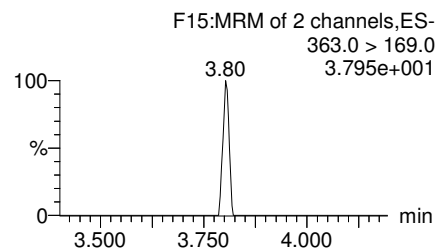
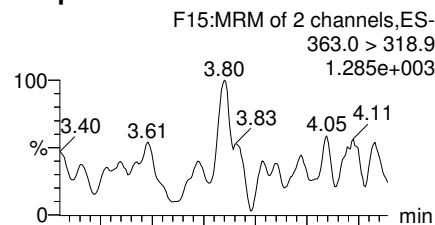
PFBS



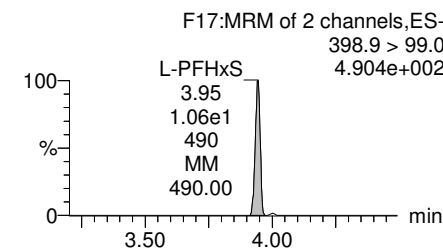
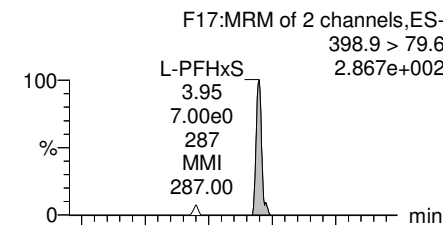
PFHxA



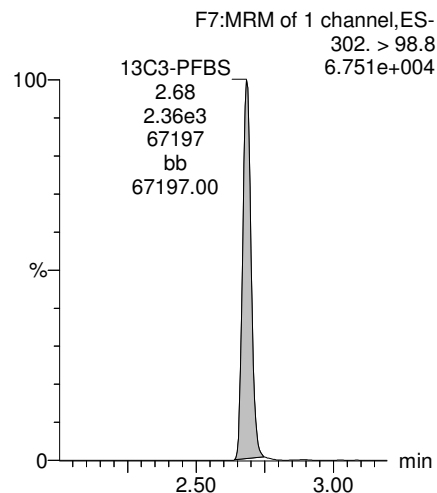
PFHpA



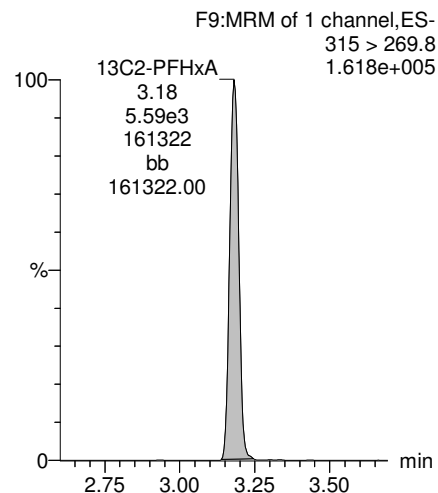
Total PFHxS



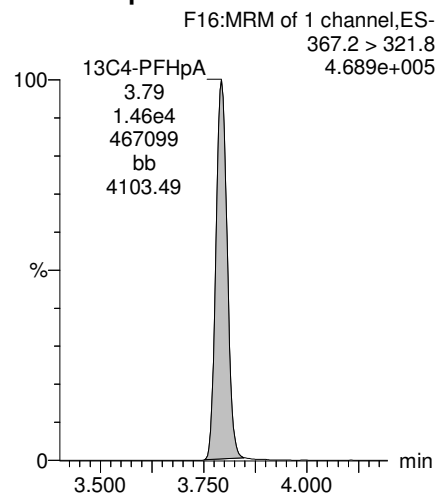
13C3-PFBS



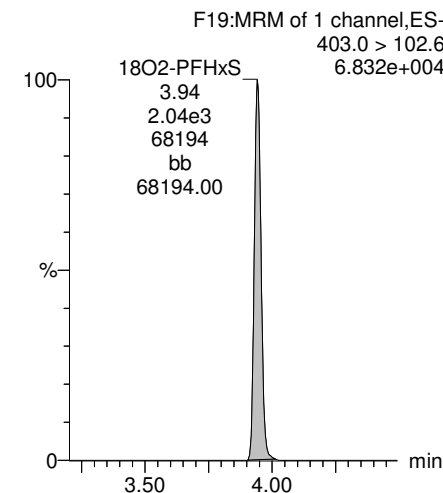
13C2-PFHxA



13C4-PFHpA



18O2-PFHxS

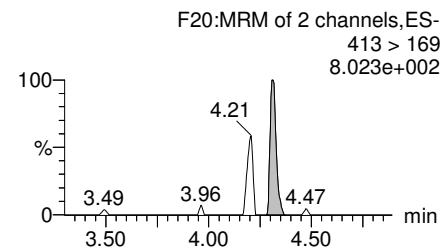
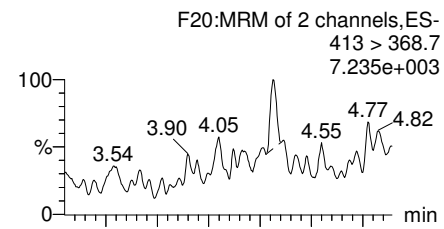


Dataset: Z:\Projects\PFAS.PRO\Results\180307M1\180307M1-72.qld

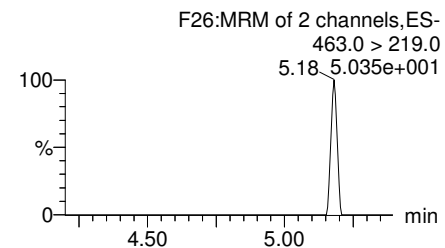
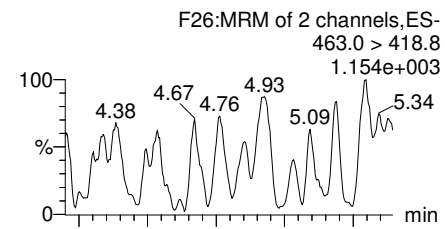
Last Altered: Saturday, March 10, 2018 12:14:39 Pacific Standard Time
Printed: Saturday, March 10, 2018 12:15:27 Pacific Standard Time

Name: 180307M1_72, Date: 08-Mar-2018, Time: 05:35:33, ID: 1800346-03 WI-AF-SB615-6768-0218 1.08, Description: WI-AF-SB615-6768-0218

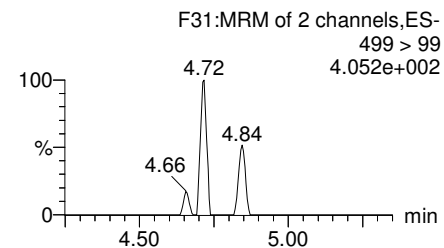
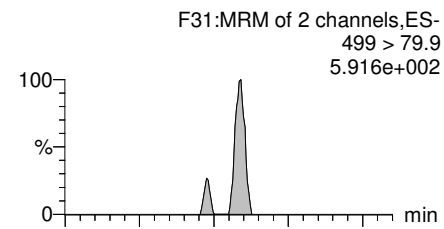
Total PFOA



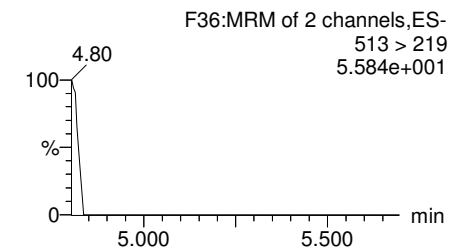
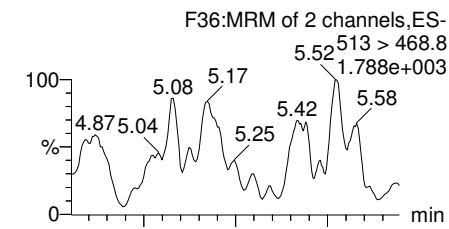
PFNA



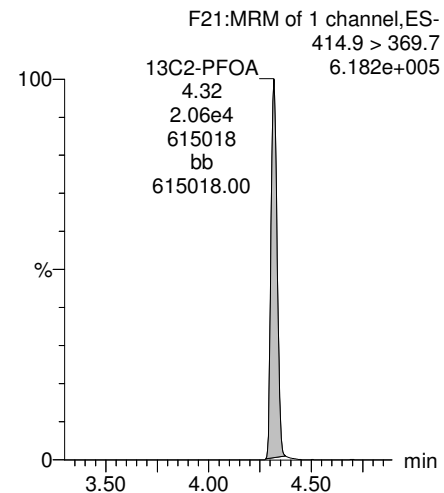
Total PFOS



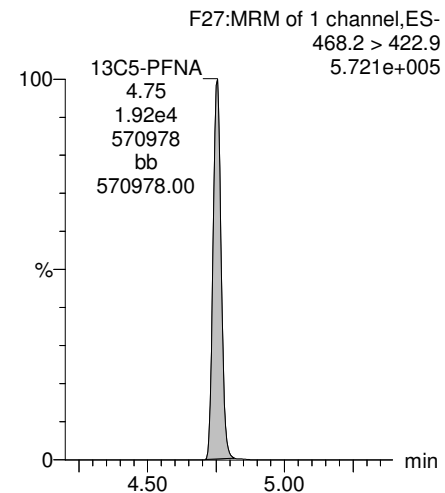
PFDA



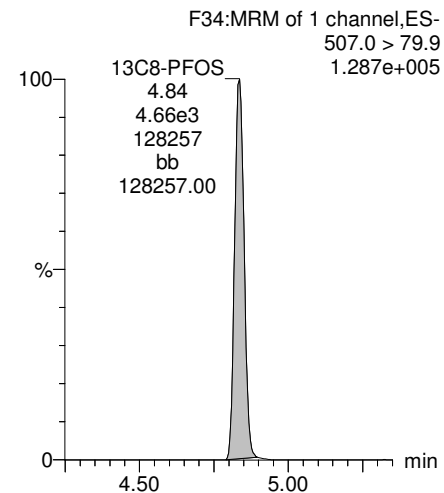
13C2-PFOA



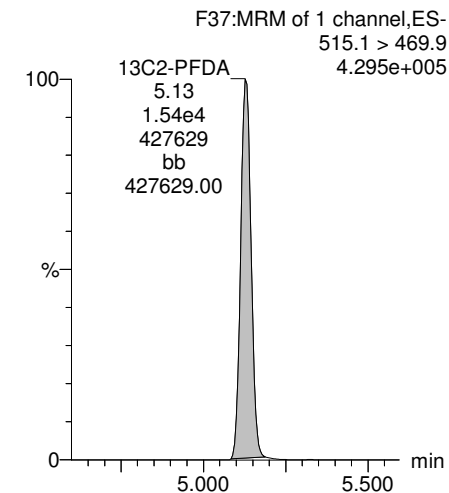
13C5-PFNA



13C8-PFOS



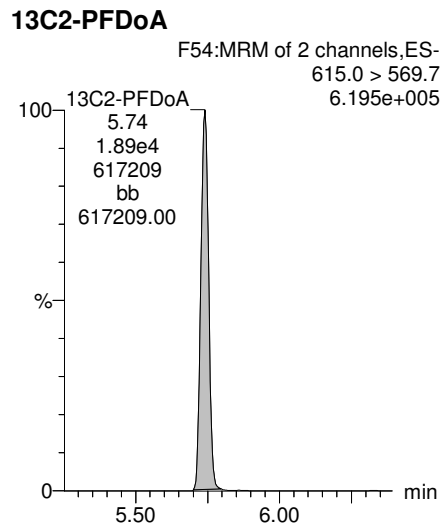
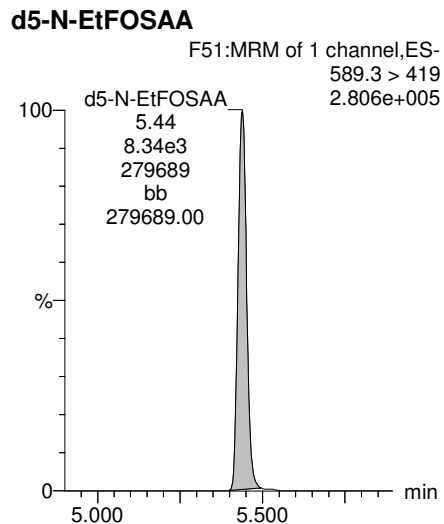
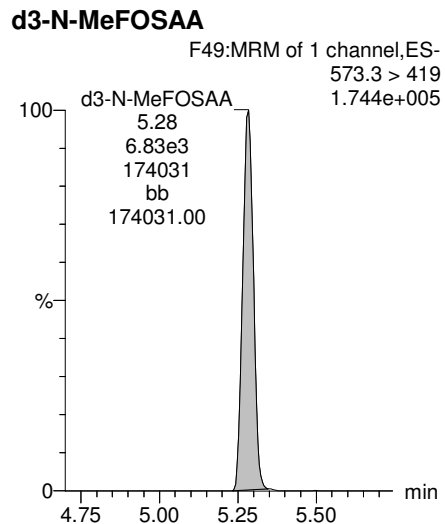
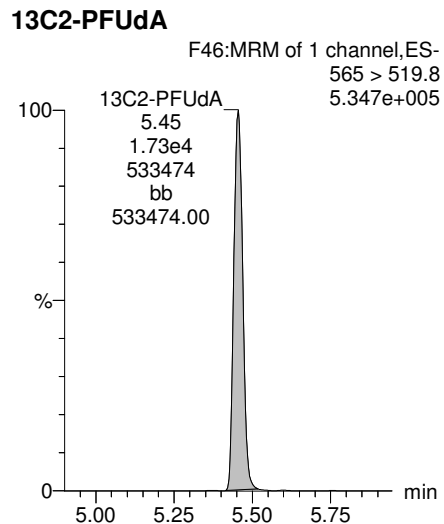
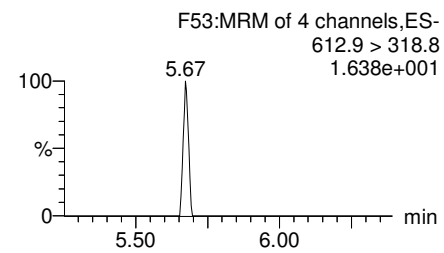
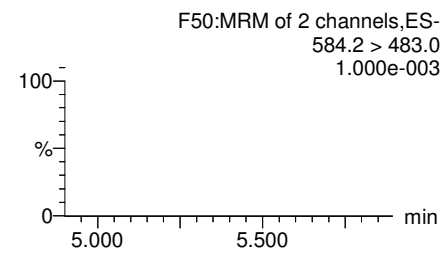
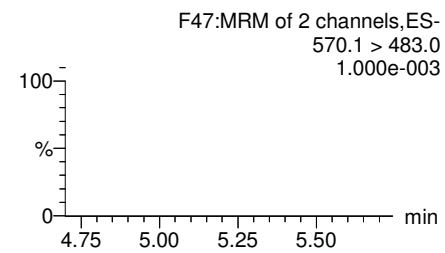
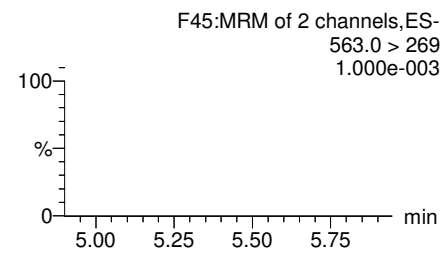
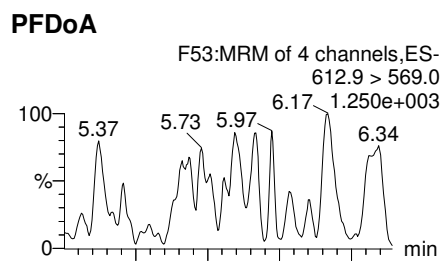
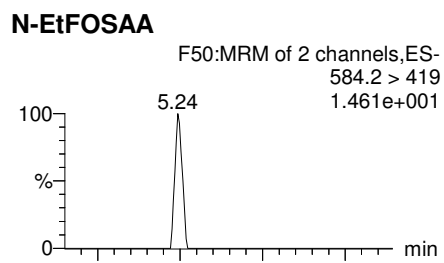

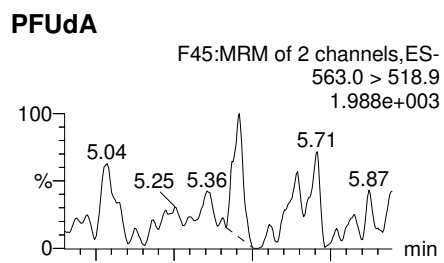
13C2-PFDA



Dataset: Z:\Projects\PFAS.PRO\Results\180307M1\180307M1-72.qld

Last Altered: Saturday, March 10, 2018 12:14:39 Pacific Standard Time
Printed: Saturday, March 10, 2018 12:15:27 Pacific Standard Time

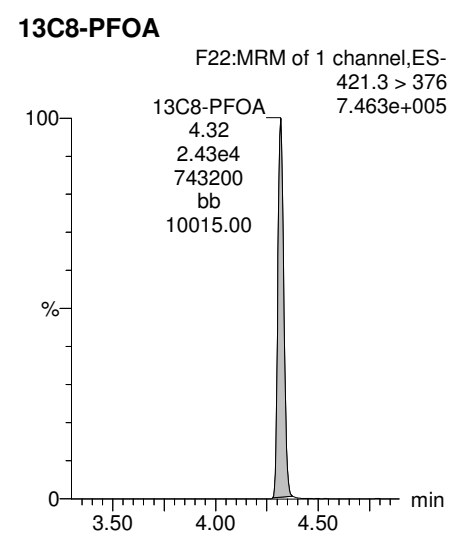
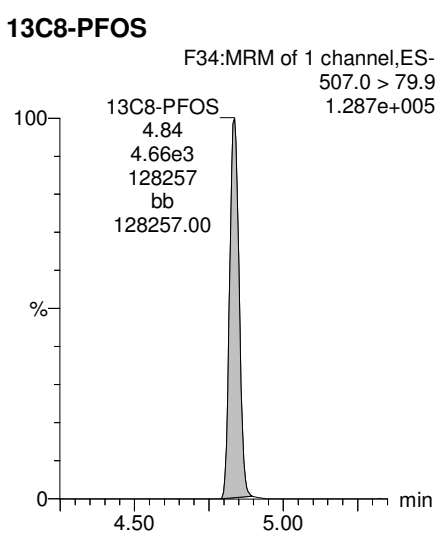
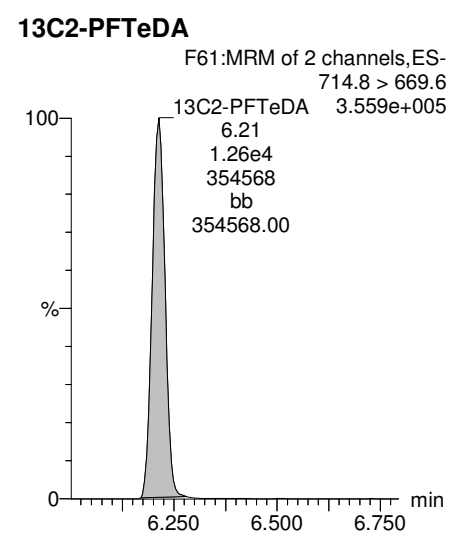
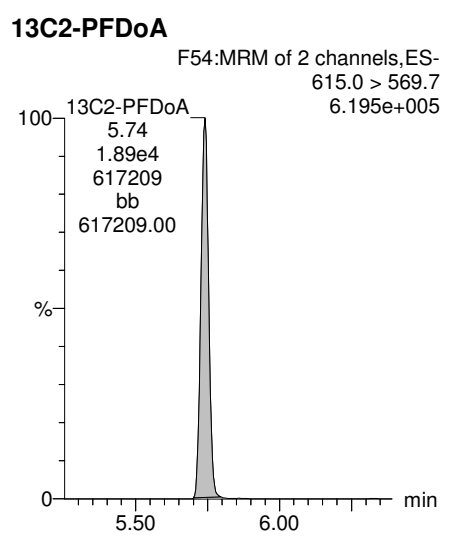
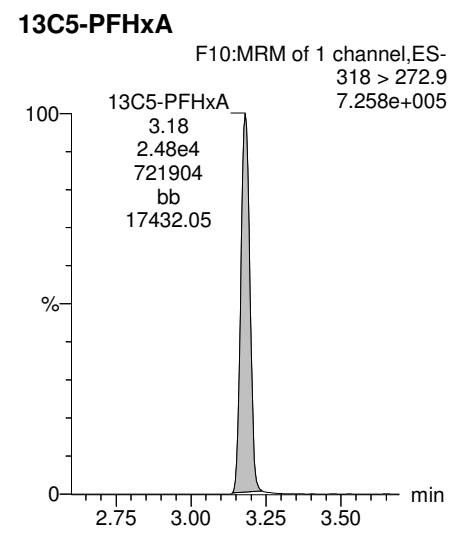
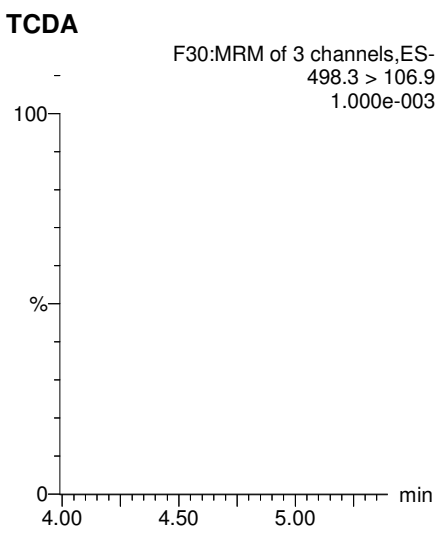
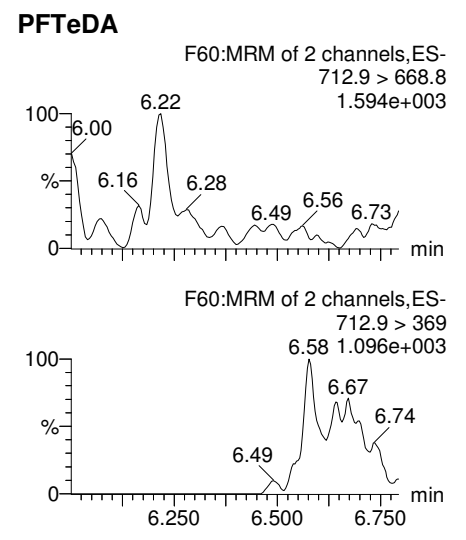
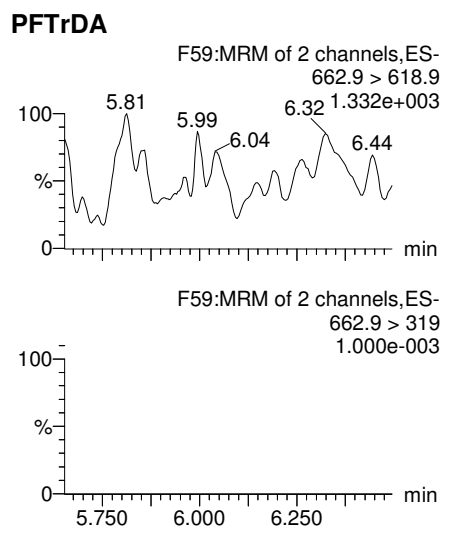
Name: 180307M1_72, Date: 08-Mar-2018, Time: 05:35:33, ID: 1800346-03 WI-AF-SB615-6768-0218 1.08, Description: WI-AF-SB615-6768-0218



Dataset: Z:\Projects\PFAS.PRO\Results\180307M1\180307M1-72.qld

Last Altered: Saturday, March 10, 2018 12:14:39 Pacific Standard Time
Printed: Saturday, March 10, 2018 12:15:27 Pacific Standard Time

Name: 180307M1_72, Date: 08-Mar-2018, Time: 05:35:33, ID: 1800346-03 WI-AF-SB615-6768-0218 1.08, Description: WI-AF-SB615-6768-0218



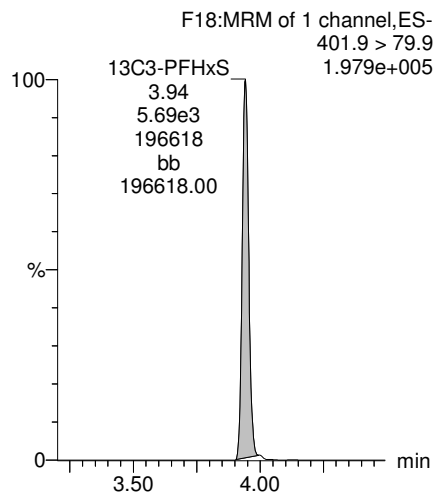
Dataset: Z:\Projects\PFAS.PRO\Results\180307M1\180307M1-72.qld

Last Altered: Saturday, March 10, 2018 12:14:39 Pacific Standard Time

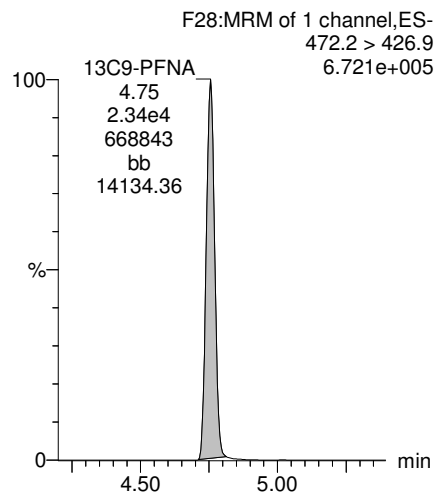
Printed: Saturday, March 10, 2018 12:15:27 Pacific Standard Time

Name: 180307M1_72, Date: 08-Mar-2018, Time: 05:35:33, ID: 1800346-03 WI-AF-SB615-6768-0218 1.08, Description: WI-AF-SB615-6768-0218

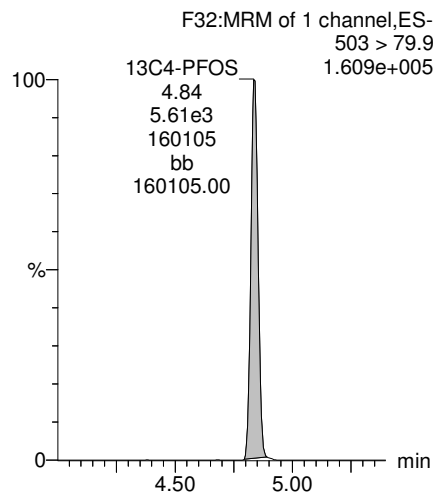
13C3-PFHxS



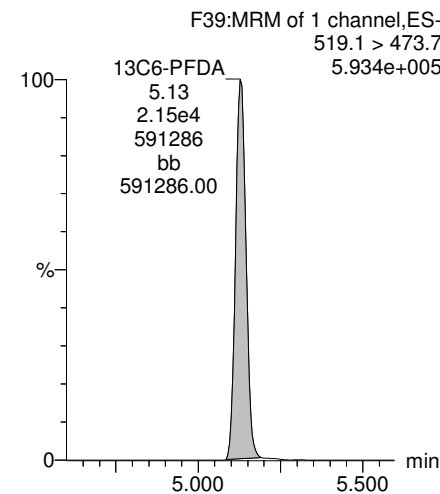
13C9-PFNA



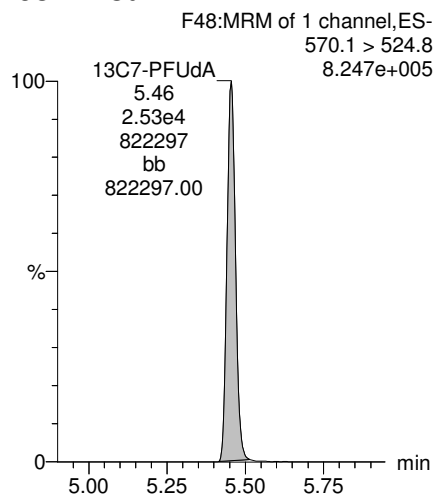
13C4-PFOS



13C6-PFDA



13C7-PFUdA



Dataset: Z:\Projects\PFAS.PRO\Results\180307M1\180307M1-70.qld

Last Altered: Friday, March 09, 2018 13:50:09 Pacific Standard Time

Printed: Friday, March 09, 2018 13:50:48 Pacific Standard Time

Method: Z:\Projects\PFAS.PRO\MethDB\PFAS_FULL_80C_030718.mdb 08 Mar 2018 15:11:54

Calibration: Z:\Projects\PFAS.PRO\CurveDB\C18_VAL-PFAS_Q4_03-07-18-FULL.cdb 08 Mar 2018 13:04:56

Name: 180307M1_70, Date: 08-Mar-2018, Time: 05:12:34, ID: B8B0151-MS1 Matrix Spike 1.1, Description: Matrix Spike

	# Name	Trace	Area	IS Area	Wt./Vol.	RRF	Pred.RT	RT	y Axis Resp.	Conc.	%Rec
1	3 PFBS	299.0 > 79.7	3.51e3	2.29e3	0.958		2.98	2.69	19.2	11.9994	
2	5 PFHxA	313.2 > 268.9	1.59e4	5.16e3	0.958		3.48	3.18	15.4	13.4936	
3	7 PFHpA	363.0 > 318.9	1.43e4	1.33e4	0.958		4.10	3.80	13.4	12.1614	
4	8 L-PFHxS	398.9 > 79.6	2.74e3	2.03e3	0.958		4.24	3.94	16.9	11.2235	
5	11 L-PFOA	413 > 368.7	1.61e4	1.78e4	0.958		4.45	4.32	11.3	13.5810	
6	14 PFNA	463.0 > 418.8	1.37e4	1.57e4	0.958		5.04	4.76	10.9	10.3088	
7	16 L-PFOS	499 > 79.9	4.26e3	4.66e3	0.958		4.84	4.84	11.4	11.1309	
8	18 PFDA	513 > 468.8	1.37e4	1.57e4	0.958		5.40	5.13	11.0	10.9813	
9	21 N-MeFOSAA	570.1 > 419	8.64e3	7.27e3	0.958		5.55	5.29	14.8	11.1739	
10	22 N-EtFOSAA	584.2 > 419	7.89e3	7.78e3	0.958		5.70	5.45	12.7	14.8392	
11	23 PFUdA	563.0 > 518.9	1.45e4	1.69e4	0.958		5.72	5.45	10.7	11.3749	

Dataset: Z:\Projects\PFAS.PRO\Results\180307M1\180307M1-70.qld

Last Altered: Friday, March 09, 2018 13:50:09 Pacific Standard Time

Printed: Friday, March 09, 2018 13:50:56 Pacific Standard Time

Method: Z:\Projects\PFAS.PRO\MethDB\PFAS_FULL_80C_030718.mdb 08 Mar 2018 15:11:54

Calibration: Z:\Projects\PFAS.PRO\CurveDB\C18_VAL-PFAS_Q4_03-07-18-FULL.cdb 08 Mar 2018 13:04:56

Name: 180307M1_70, Date: 08-Mar-2018, Time: 05:12:34, ID: B8B0151-MS1 Matrix Spike 1.1, Description: Matrix Spike

#	Name	Trace	Area	IS Area	Wt./Vol.	RRF	Pred.RT	RT	y Axis Resp.	Conc.	%Rec
1	25 PFDaA	612.9 > 569.0	1.80e4	1.67e4	0.958		5.99	5.74	13.4	11.1296	
2	27 PFTrDA	662.9 > 618.9	1.96e4	1.67e4	0.958		6.22	5.99	14.6	12.1651	
3	28 PFTeDA	712.9 > 668.8	1.91e4	1.15e4	0.958		6.41	6.21	20.7	15.0371	
4	36 13C3-PFBS	302. > 98.8	2.29e3	2.04e4	0.958	0.096	2.98	2.68	1.40	15.1869	116.4
5	37 13C2-PFHxA	315 > 269.8	5.16e3	2.04e4	0.958	0.697	3.48	3.18	3.16	4.7287	90.6
6	38 13C4-PFHpA	367.2 > 321.8	1.33e4	2.04e4	0.958	0.683	4.10	3.79	8.13	12.4231	95.2
7	39 18O2-PFHxS	403.0 > 102.6	2.03e3	5.32e3	0.958	0.387	4.24	3.94	4.77	12.8666	98.6
8	40 13C2-6:2 FTS	429.1 > 408.9	5.19e3	1.97e4	0.958	0.238	4.56	4.26	3.29	14.4600	110.8
9	41 13C2-PFOA	414.9 > 369.7	1.78e4	1.97e4	0.958	1.079	4.61	4.32	11.3	10.9179	83.7
10	42 13C5-PFNA	468.2 > 422.9	1.57e4	2.05e4	0.958	0.853	5.04	4.76	9.58	11.7238	89.8
11	43 13C8-PFOSA	506.1 > 77.7	1.89e3	2.52e4	0.958	0.159	5.09	4.83	0.939	6.1477	47.1 ^H
12	44 13C8-PFOS	507.0 > 79.9	4.66e3	5.86e3	0.958	0.934	5.11	4.84	9.94	11.1142	85.2
13	45 13C2-PFDA	515.1 > 469.9	1.57e4	2.03e4	0.958	0.898	5.40	5.13	9.67	11.2375	86.1
14	46 13C2-8:2 FTS	529.1 > 508.7	3.88e3	2.04e4	0.958	0.170	5.38	5.10	2.37	14.5907	111.8
15	47 d3-N-MeFOSAA	573.3 > 419	7.27e3	2.52e4	0.958	0.372	5.55	5.28	3.61	10.1184	77.5
16	48 d5-N-EtFOSAA	589.3 > 419	7.78e3	2.52e4	0.958	0.385	5.70	5.44	3.86	10.4717	80.2
17	49 13C2-PFUdA	565 > 519.8	1.69e4	2.52e4	0.958	0.961	5.72	5.45	8.40	9.1272	69.9
18	50 13C2-PFDoA	615.0 > 569.7	1.67e4	2.52e4	0.958	0.864	5.99	5.74	8.31	10.0424	76.9
19	51 d3-N-MeFOSA	515.2 > 168.9		2.52e4	0.958	0.080	5.93				
20	52 13C2-PFTeDA	714.8 > 669.6	1.15e4	2.52e4	0.958	0.692	6.41	6.21	5.72	8.6321	66.1
21	53 d5-N-ETFOSA	531.1 > 168.9		2.52e4	0.958	0.113	6.25				
22	54 13C2-PFHxDA	815 > 769.7	1.28e4	2.52e4	0.958	1.397	6.69	6.55	6.34	4.7418	90.8
23	55 d7-N-MeFOSE	623.1 > 58.9		2.52e4	0.958	0.090	6.31				
24	56 d9-N-EtFOSE	639.2 > 58.8		2.52e4	0.958	0.084	6.45				
25	57 13C4-PFBA	217. > 171.8	1.45e4	1.45e4	0.958	1.000	1.73	1.44	12.5	13.0507	100.0
26	58 13C5-PFHxA	318 > 272.9	2.04e4	2.04e4	0.958	1.000	3.48	3.18	12.5	13.0507	100.0
27	59 13C3-PFHxS	401.9 > 79.9	5.32e3	5.32e3	0.958	1.000	4.24	3.94	12.5	13.0507	100.0
28	60 13C8-PFOA	421.3 > 376	1.97e4	1.97e4	0.958	1.000	4.61	4.32	12.5	13.0507	100.0
29	61 13C9-PFNA	472.2 > 426.9	2.05e4	2.05e4	0.958	1.000	4.70	4.75	12.5	13.0507	100.0
30	62 13C4-PFOS	503 > 79.9	5.86e3	5.86e3	0.958	1.000	5.11	4.84	12.5	13.0507	100.0
31	63 13C6-PFDA	519.1 > 473.7	2.03e4	2.03e4	0.958	1.000	5.40	5.13	12.5	13.0507	100.0
32	64 13C7-PFUdA	570.1 > 524.8	2.52e4	2.52e4	0.958	1.000	5.72	5.46	12.5	13.0507	100.0

Dataset: Z:\Projects\PFAS.PRO\Results\180307M1\180307M1-70.qld

Last Altered: Friday, March 09, 2018 13:50:09 Pacific Standard Time

Printed: Friday, March 09, 2018 13:50:56 Pacific Standard Time

Name: 180307M1_70, Date: 08-Mar-2018, Time: 05:12:34, ID: B8B0151-MS1 Matrix Spike 1.1, Description: Matrix Spike

	# Name	Trace	Area	IS Area	Wt./Vol.	RRF	Pred.RT	RT	y Axis Resp.	Conc.	%Rec
33	65 Total PFHxS	398.9 > 79.6	2.74e3	2.03e3	0.958		4.24		16.9	11.2235	
34	66 Total PFOA	413 > 368.7	1.61e4	1.78e4	0.958		4.61		11.3	13.5810	
35	67 Total PFOS	499 > 79.9	4.26e3	4.66e3	0.958		5.11		11.4	11.1309	

Dataset: Z:\Projects\PFAS.PRO\Results\180307M1\180307M1-70.qld

Last Altered: Friday, March 09, 2018 13:50:09 Pacific Standard Time

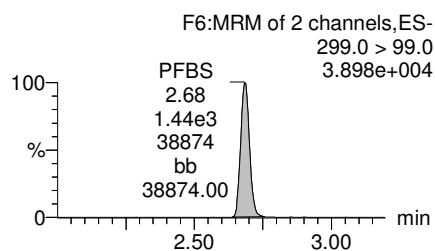
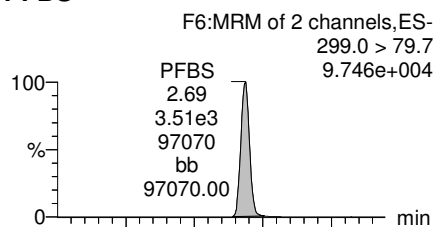
Printed: Friday, March 09, 2018 13:50:56 Pacific Standard Time

Method: Z:\Projects\PFAS.PRO\MethDB\PFAS_FULL_80C_030718.mdb 08 Mar 2018 15:11:54

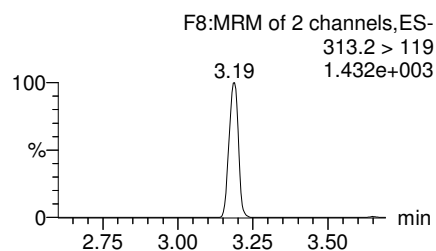
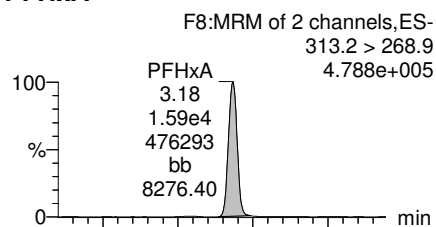
Calibration: Z:\Projects\PFAS.PRO\CurveDB\C18_VAL-PFAS_Q4_03-07-18-FULL.cdb 08 Mar 2018 13:04:56

Name: 180307M1_70, Date: 08-Mar-2018, Time: 05:12:34, ID: B8B0151-MS1 Matrix Spike 1.1, Description: Matrix Spike

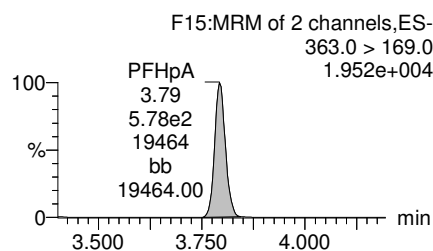
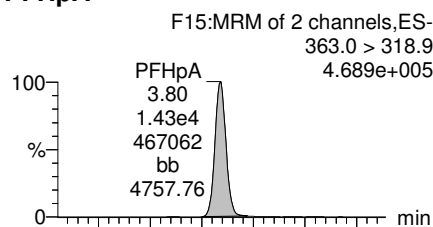
PFBS



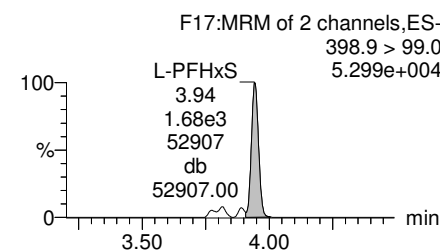
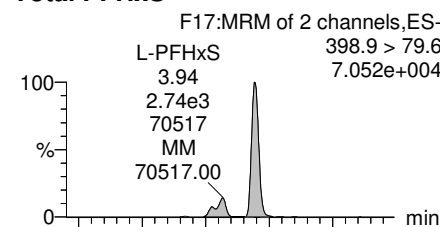
PFHxA



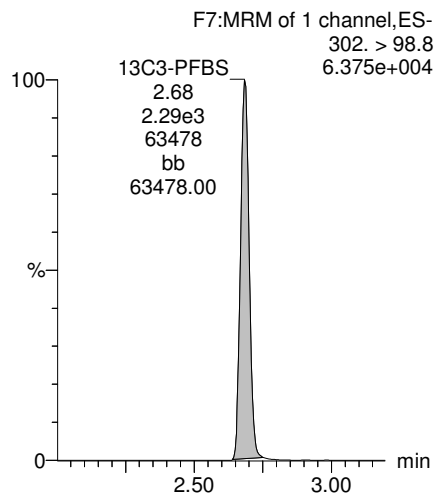
PFHpA



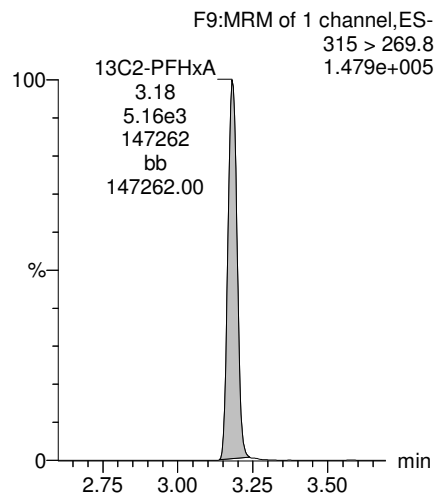
Total PFHxS



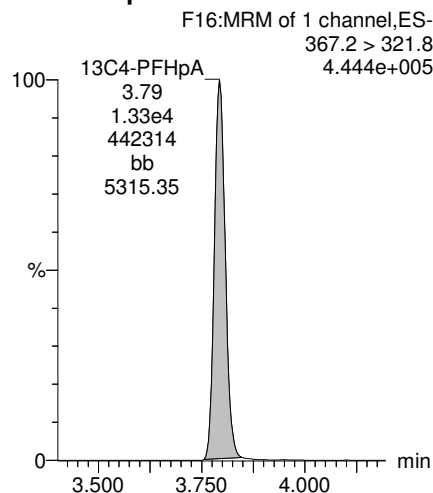
13C3-PFBS



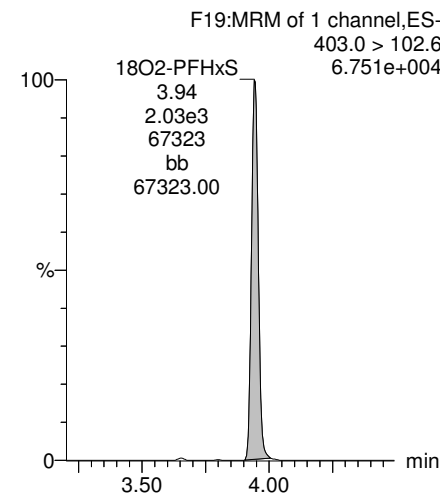
13C2-PFHxA



13C4-PFHpA



18O2-PFHxS



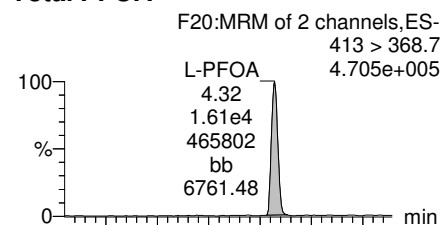
Dataset: Z:\Projects\PFAS.PRO\Results\180307M1\180307M1-70.qld

Last Altered: Friday, March 09, 2018 13:50:09 Pacific Standard Time

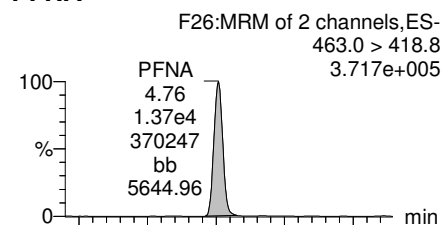
Printed: Friday, March 09, 2018 13:50:56 Pacific Standard Time

Name: 180307M1_70, Date: 08-Mar-2018, Time: 05:12:34, ID: B8B0151-MS1 Matrix Spike 1.1, Description: Matrix Spike

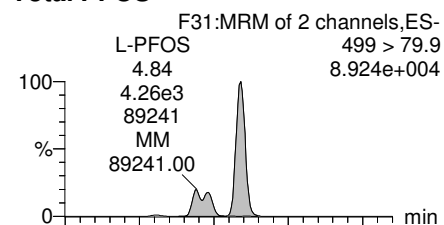
Total PFOA



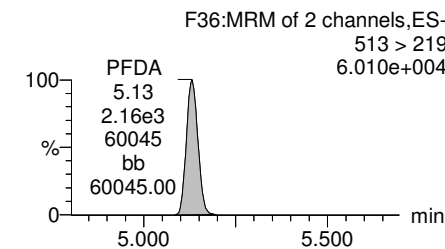
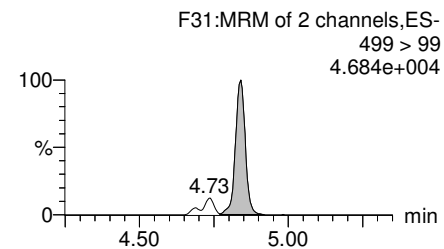
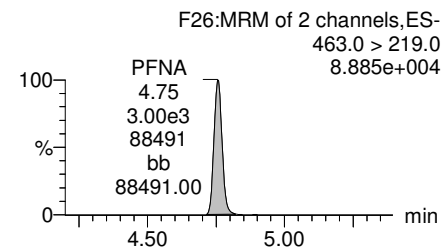
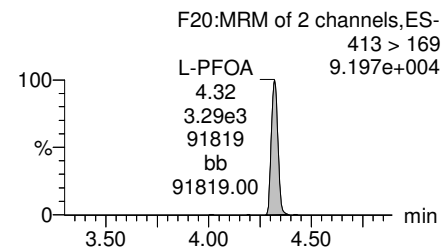
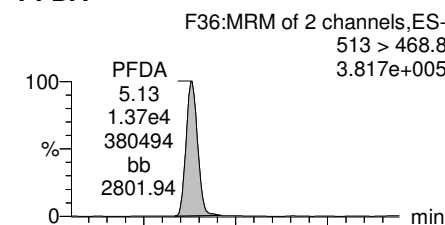
PFNA



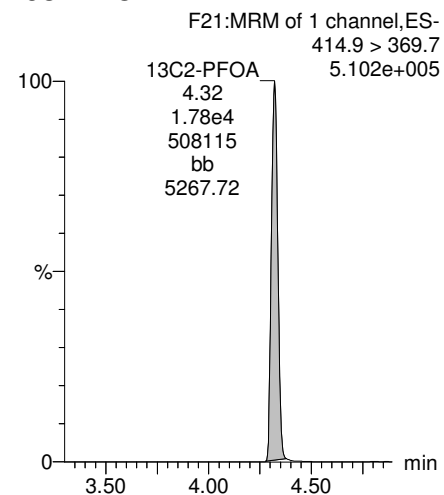
Total PFOS



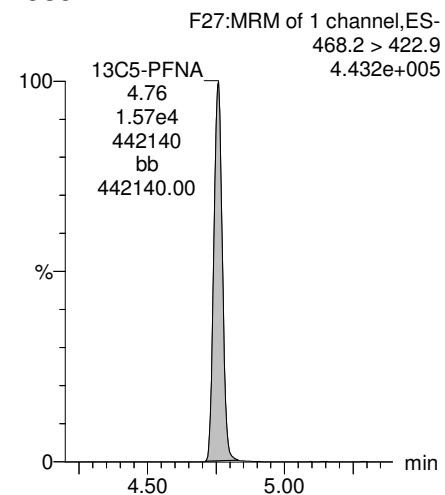
PFDA



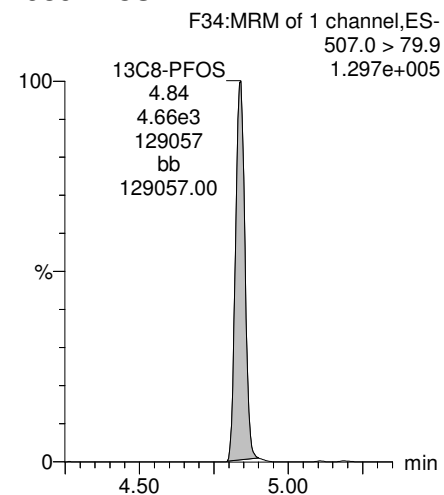
13C2-PFOA



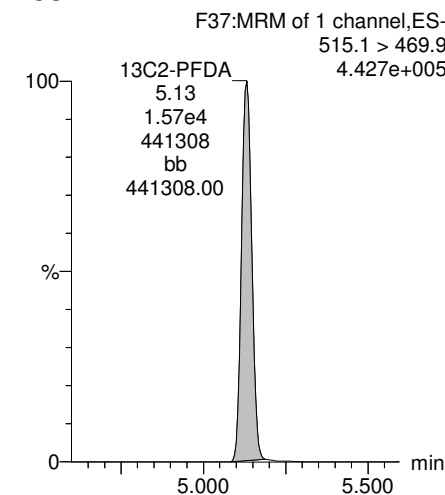
13C5-PFNA



13C8-PFOS



13C2-PFDA



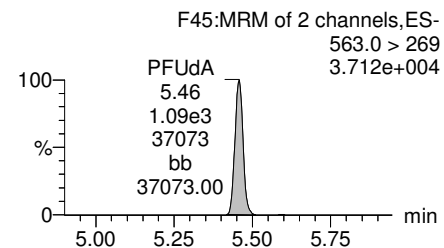
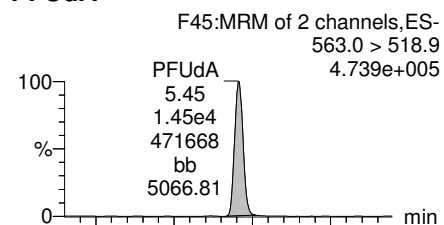
Dataset: Z:\Projects\PFAS.PRO\Results\180307M1\180307M1-70.qld

Last Altered: Friday, March 09, 2018 13:50:09 Pacific Standard Time

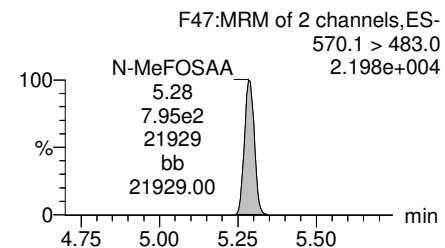
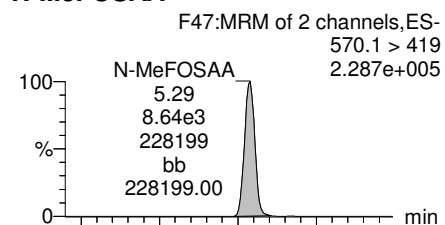
Printed: Friday, March 09, 2018 13:50:56 Pacific Standard Time

Name: 180307M1_70, Date: 08-Mar-2018, Time: 05:12:34, ID: B8B0151-MS1 Matrix Spike 1.1, Description: Matrix Spike

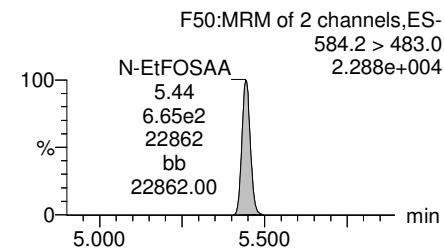
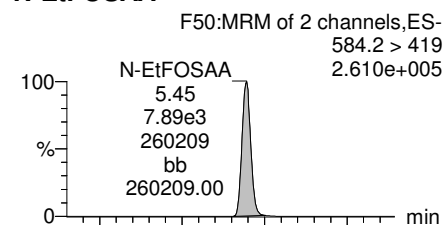
PFUdA



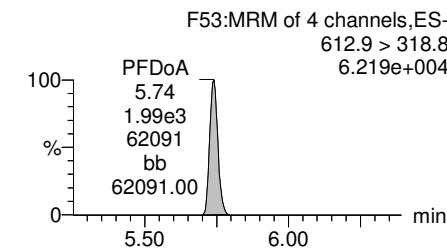
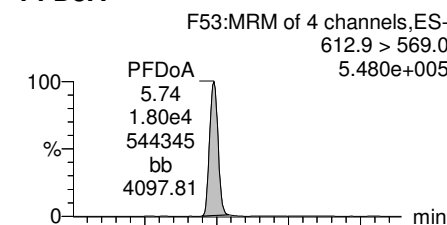
N-MeFOSAA



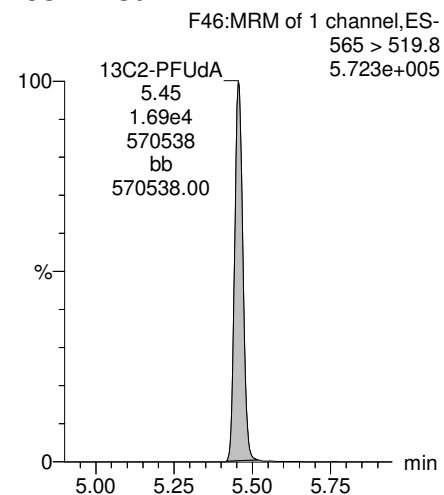
N-EtFOSAA



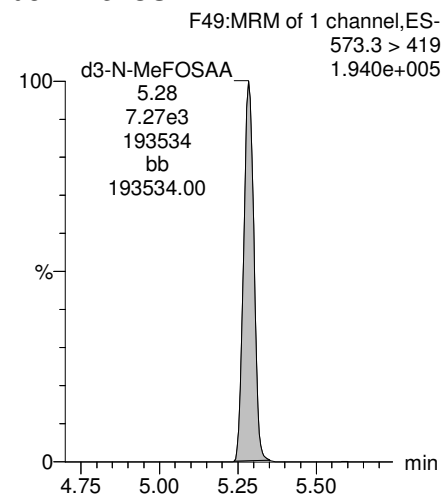
PFDoA



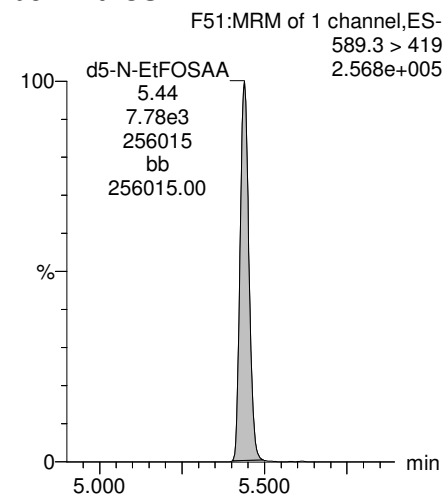
13C2-PFUdA



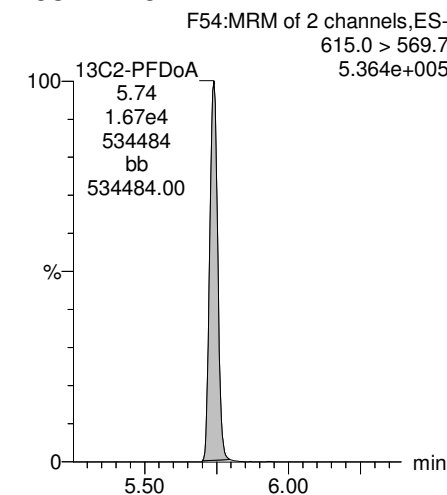
d3-N-MeFOSAA



d5-N-EtFOSAA



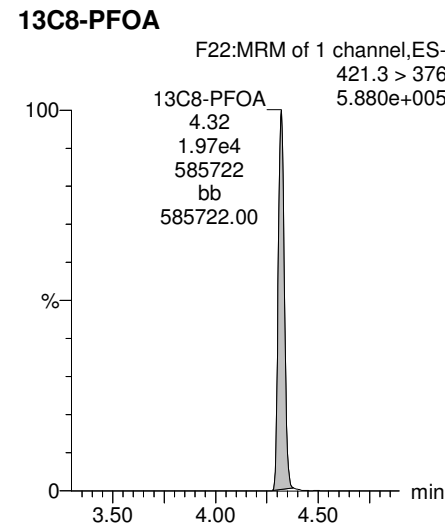
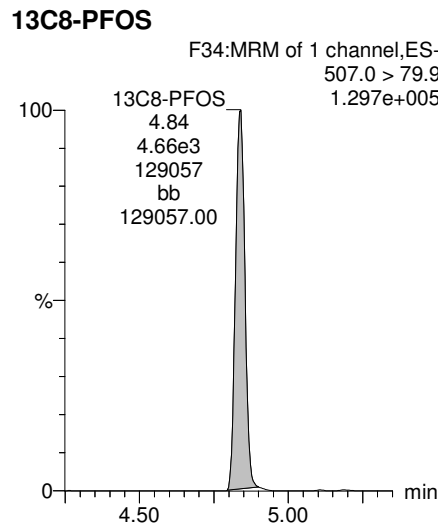
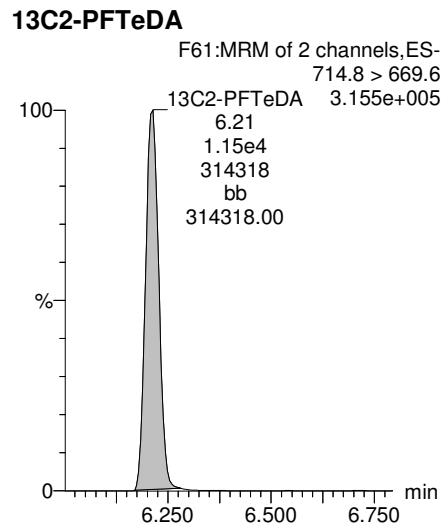
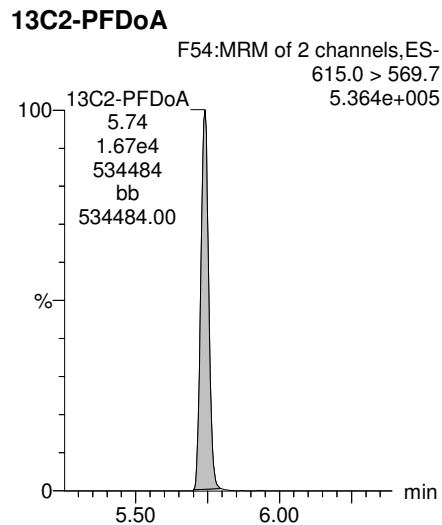
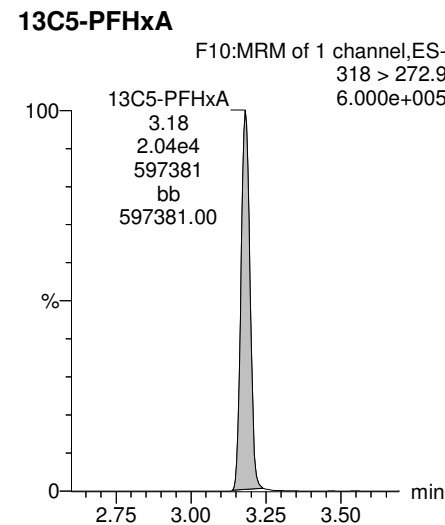
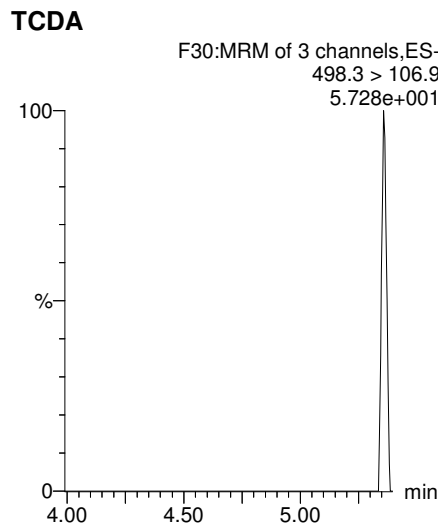
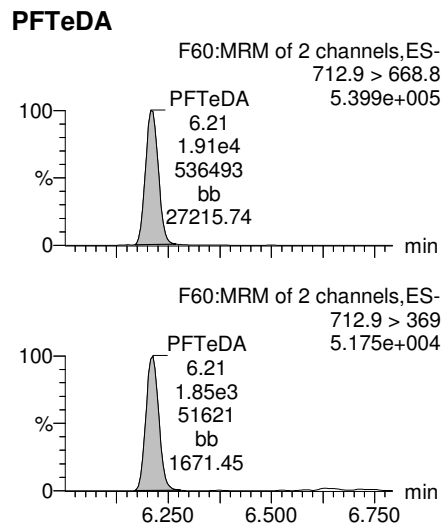
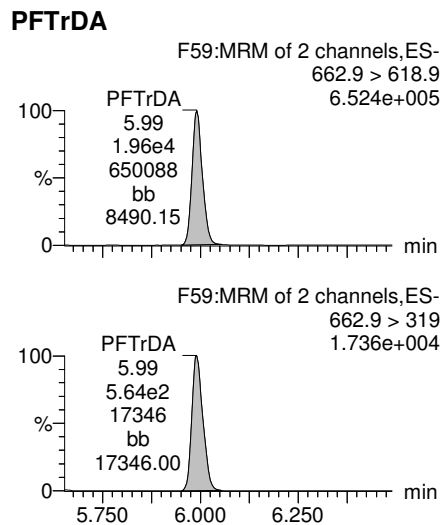
13C2-PFDoA



Dataset: Z:\Projects\PFAS.PRO\Results\180307M1\180307M1-70.qld

Last Altered: Friday, March 09, 2018 13:50:09 Pacific Standard Time
Printed: Friday, March 09, 2018 13:50:56 Pacific Standard Time

Name: 180307M1_70, Date: 08-Mar-2018, Time: 05:12:34, ID: B8B0151-MS1 Matrix Spike 1.1, Description: Matrix Spike



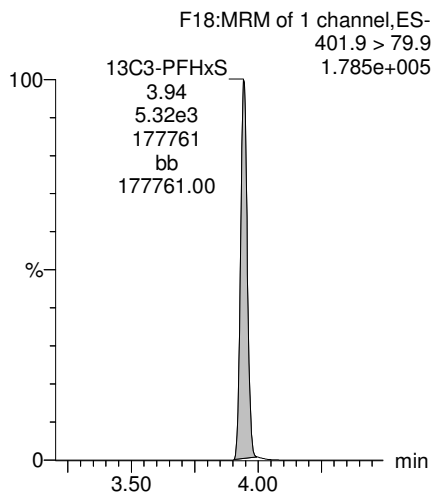
Dataset: Z:\Projects\PFAS.PRO\Results\180307M1\180307M1-70.qld

Last Altered: Friday, March 09, 2018 13:50:09 Pacific Standard Time

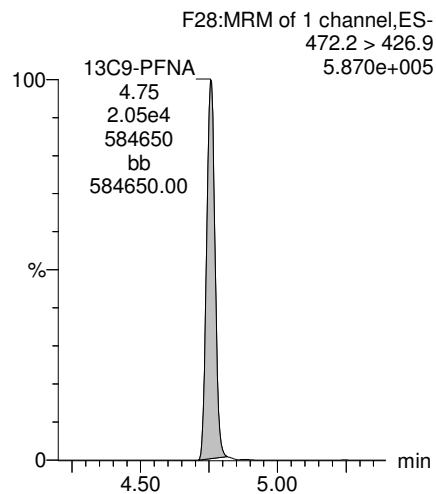
Printed: Friday, March 09, 2018 13:50:56 Pacific Standard Time

Name: 180307M1_70, Date: 08-Mar-2018, Time: 05:12:34, ID: B8B0151-MS1 Matrix Spike 1.1, Description: Matrix Spike

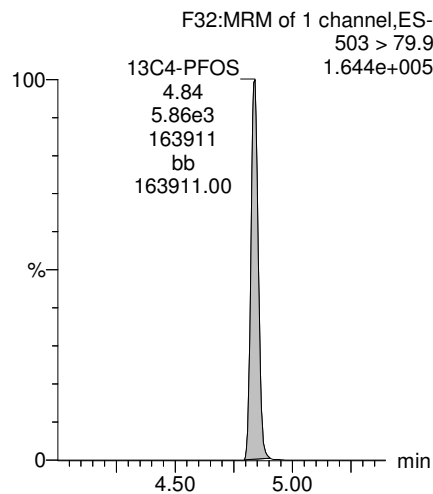
13C3-PFHxS



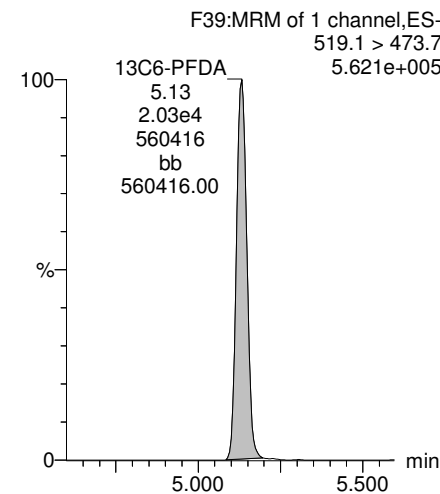
13C9-PFNA



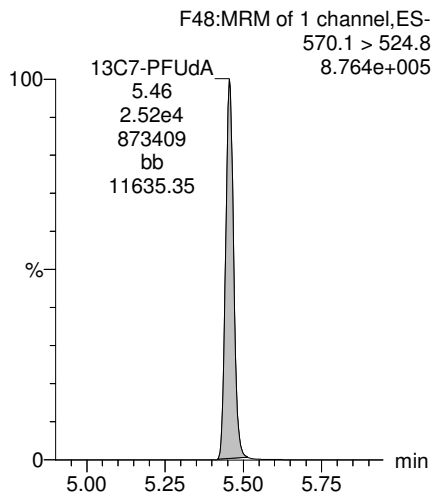
13C4-PFOS



13C6-PFDA



13C7-PFUdA



Dataset: Z:\Projects\PFAS.PRO\Results\180307M1\180307M1-71.qld

Last Altered: Friday, March 09, 2018 13:53:52 Pacific Standard Time

Printed: Friday, March 09, 2018 13:54:44 Pacific Standard Time

Method: Z:\Projects\PFAS.pro\MethDB\PFAS_FULL_80C_030718.mdb 08 Mar 2018 15:11:54

Calibration: Z:\Projects\PFAS.pro\CurveDB\C18_VAL-PFAS_Q4_03-07-18-FULL.cdb 08 Mar 2018 13:04:56

Name: 180307M1_71, Date: 08-Mar-2018, Time: 05:24:03, ID: B8B0151-MSD1 Matrix Spike Dup 1.09, Description: Matrix Spike Dup

	# Name	Trace	Area	IS Area	Wt./Vol.	RRF	Pred.RT	RT	y Axis Resp.	Conc.	%Rec
1	3 PFBS	299.0 > 79.7	3.59e3	2.41e3	0.949		2.98	2.69	18.6	11.7630	
2	5 PFHxA	313.2 > 268.9	1.50e4	4.71e3	0.949		3.48	3.18	15.9	14.0744	
3	7 PFHpA	363.0 > 318.9	1.48e4	1.23e4	0.949		4.10	3.80	15.0	13.7649	
4	8 L-PFHxS	398.9 > 79.6	2.90e3	1.76e3	0.949		4.24	3.95	20.7	13.8985	
5	11 L-PFOA	413 > 368.7	1.55e4	1.71e4	0.949		4.45	4.32	11.3	13.7209	
6	14 PFNA	463.0 > 418.8	1.59e4	1.72e4	0.949		5.04	4.75	11.6	11.0837	
7	16 L-PFOS	499 > 79.9	4.23e3	4.57e3	0.949		4.84	4.84	11.6	11.3849	
8	18 PFDA	513 > 468.8	1.51e4	1.39e4	0.949		5.40	5.13	13.6	13.7330	
9	21 N-MeFOSAA	570.1 > 419	8.22e3	6.08e3	0.949		5.55	5.28	16.9	12.8166	
10	22 N-EtFOSAA	584.2 > 419	7.53e3	7.78e3	0.949		5.70	5.44	12.1	14.3004	
11	23 PFUdA	563.0 > 518.9	1.52e4	1.77e4	0.949		5.72	5.45	10.8	11.5564	

Dataset: Z:\Projects\PFAS.PRO\Results\180307M1\180307M1-71.qld

Last Altered: Friday, March 09, 2018 13:53:52 Pacific Standard Time

Printed: Friday, March 09, 2018 13:54:31 Pacific Standard Time

Method: Z:\Projects\PFAS.pro\MethDB\PFAS_FULL_80C_030718.mdb 08 Mar 2018 15:11:54

Calibration: Z:\Projects\PFAS.pro\CurveDB\C18_VAL-PFAS_Q4_03-07-18-FULL.cdb 08 Mar 2018 13:04:56

Name: 180307M1_71, Date: 08-Mar-2018, Time: 05:24:03, ID: B8B0151-MSD1 Matrix Spike Dup 1.09, Description: Matrix Spike Dup

#	Name	Trace	Area	IS Area	Wt./Vol.	RRF	Pred.RT	RT	y Axis Resp.	Conc.	%Rec
1	25 PFD0A	612.9 > 569.0	1.82e4	1.46e4	0.949		5.99	5.74	15.6	13.0174	
2	27 PFTrDA	662.9 > 618.9	1.58e4	1.46e4	0.949		6.22	5.99	13.6	11.4142	
3	28 PFTeDA	712.9 > 668.8	1.86e4	1.22e4	0.949		6.41	6.21	19.0	13.9305	
4	36 13C3-PFBS	302. > 98.8	2.41e3	1.98e4	0.949	0.096	2.98	2.69	1.52	16.6807	126.7
5	37 13C2-PFHxA	315 > 269.8	4.71e3	1.98e4	0.949	0.697	3.48	3.18	2.98	4.5012	85.4
6	38 13C4-PFHpA	367.2 > 321.8	1.23e4	1.98e4	0.949	0.683	4.10	3.79	7.77	11.9778	90.9
7	39 18O2-PFHxS	403.0 > 102.6	1.76e3	5.01e3	0.949	0.387	4.24	3.95	4.38	11.9092	90.4
8	40 13C2-6:2 FTS	429.1 > 408.9	5.22e3	1.93e4	0.949	0.238	4.56	4.26	3.38	14.9725	113.7
9	41 13C2-PFOA	414.9 > 369.7	1.71e4	1.93e4	0.949	1.079	4.61	4.32	11.1	10.8248	82.2
10	42 13C5-PFNA	468.2 > 422.9	1.72e4	2.39e4	0.949	0.853	5.04	4.75	9.01	11.1301	84.5
11	43 13C8-PFOSA	506.1 > 77.7	2.11e3	2.20e4	0.949	0.159	5.09	4.83	1.20	7.9273	60.2
12	44 13C8-PFOS	507.0 > 79.9	4.57e3	5.26e3	0.949	0.934	5.11	4.84	10.9	12.2541	93.0
13	45 13C2-PFDA	515.1 > 469.9	1.39e4	1.87e4	0.949	0.898	5.40	5.13	9.31	10.9238	82.9
14	46 13C2-8:2 FTS	529.1 > 508.7	3.50e3	1.98e4	0.949	0.170	5.38	5.10	2.22	13.7445	104.4
15	47 d3-N-MeFOSAA	573.3 > 419	6.08e3	2.20e4	0.949	0.372	5.55	5.28	3.46	9.7900	74.3
16	48 d5-N-EtFOSAA	589.3 > 419	7.78e3	2.20e4	0.949	0.385	5.70	5.44	4.42	12.1077	91.9
17	49 13C2-PFUdA	565 > 519.8	1.77e4	2.20e4	0.949	0.961	5.72	5.45	10.1	11.0372	83.8
18	50 13C2-PFDoA	615.0 > 569.7	1.46e4	2.20e4	0.949	0.864	5.99	5.74	8.29	10.1118	76.8
19	51 d3-N-MeFOSA	515.2 > 168.9		2.20e4	0.949	0.080	5.93				
20	52 13C2-PFTeDA	714.8 > 669.6	1.22e4	2.20e4	0.949	0.692	6.41	6.21	6.96	10.6000	80.5
21	53 d5-N-ETFOSA	531.1 > 168.9		2.20e4	0.949	0.113	6.25				
22	54 13C2-PFHxDA	815 > 769.7	1.17e4	2.20e4	0.949	1.397	6.69	6.54	6.64	5.0084	95.1
23	55 d7-N-MeFOSE	623.1 > 58.9		2.20e4	0.949	0.090	6.31				
24	56 d9-N-EtFOSE	639.2 > 58.8		2.20e4	0.949	0.084	6.45				
25	57 13C4-PFBA	217. > 171.8	1.30e4	1.30e4	0.949	1.000	1.73	1.44	12.5	13.1704	100.0
26	58 13C5-PFHxA	318 > 272.9	1.98e4	1.98e4	0.949	1.000	3.48	3.18	12.5	13.1704	100.0
27	59 13C3-PFHxS	401.9 > 79.9	5.01e3	5.01e3	0.949	1.000	4.24	3.94	12.5	13.1704	100.0
28	60 13C8-PFOA	421.3 > 376	1.93e4	1.93e4	0.949	1.000	4.61	4.32	12.5	13.1704	100.0
29	61 13C9-PFNA	472.2 > 426.9	2.39e4	2.39e4	0.949	1.000	4.70	4.75	12.5	13.1704	100.0
30	62 13C4-PFOS	503 > 79.9	5.26e3	5.26e3	0.949	1.000	5.11	4.84	12.5	13.1704	100.0
31	63 13C6-PFDA	519.1 > 473.7	1.87e4	1.87e4	0.949	1.000	5.40	5.13	12.5	13.1704	100.0
32	64 13C7-PFUdA	570.1 > 524.8	2.20e4	2.20e4	0.949	1.000	5.72	5.45	12.5	13.1704	100.0

Dataset: Z:\Projects\PFAS.PRO\Results\180307M1\180307M1-71.qld

Last Altered: Friday, March 09, 2018 13:53:52 Pacific Standard Time

Printed: Friday, March 09, 2018 13:54:31 Pacific Standard Time

Name: 180307M1_71, Date: 08-Mar-2018, Time: 05:24:03, ID: B8B0151-MSD1 Matrix Spike Dup 1.09, Description: Matrix Spike Dup

	# Name	Trace	Area	IS Area	Wt./Vol.	RRF	Pred.RT	RT	y Axis Resp.	Conc.	%Rec
33	65 Total PFHxS	398.9 > 79.6	2.90e3	1.76e3	0.949		4.24		20.7	13.8985	
34	66 Total PFOA	413 > 368.7	1.55e4	1.71e4	0.949		4.61		11.3	13.7209	
35	67 Total PFOS	499 > 79.9	4.23e3	4.57e3	0.949		5.11		11.6	11.3849	

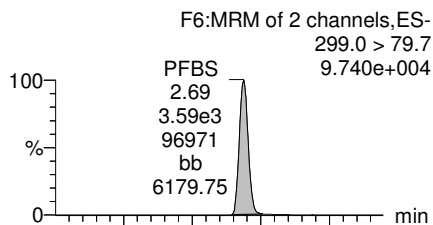
Dataset: Z:\Projects\PFAS.PRO\Results\180307M1\180307M1-71.qld

Last Altered: Friday, March 09, 2018 13:53:52 Pacific Standard Time
Printed: Friday, March 09, 2018 13:54:31 Pacific Standard Time

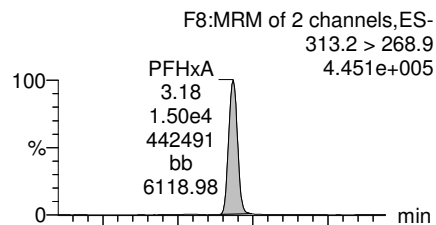
Method: Z:\Projects\PFAS.pro\MethDB\PFAS_FULL_80C_030718.mdb 08 Mar 2018 15:11:54
Calibration: Z:\Projects\PFAS.pro\CurveDB\C18_VAL-PFAS_Q4_03-07-18-FULL.cdb 08 Mar 2018 13:04:56

Name: 180307M1_71, Date: 08-Mar-2018, Time: 05:24:03, ID: B8B0151-MSD1 Matrix Spike Dup 1.09, Description: Matrix Spike Dup

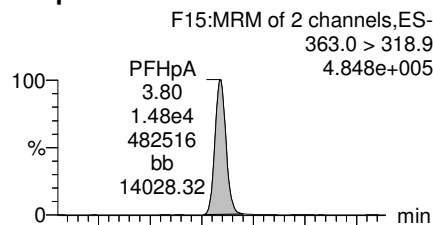
PFBS



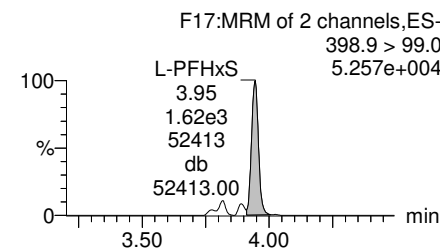
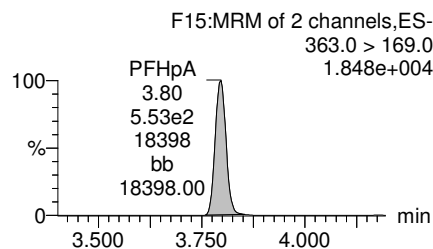
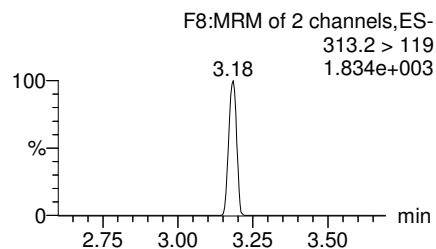
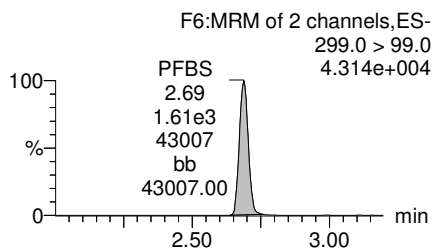
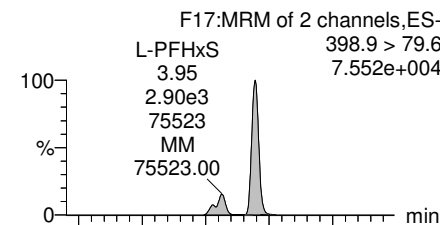
PFHxA



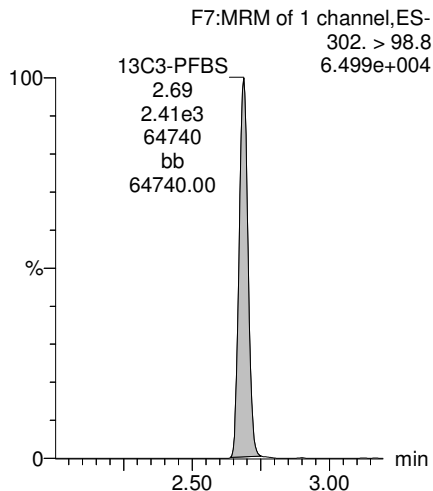
PFHpA



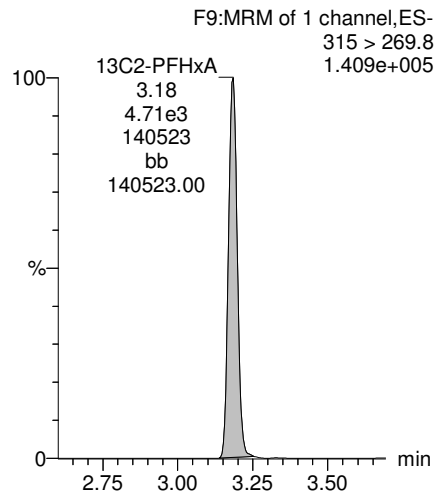
Total PFHxS



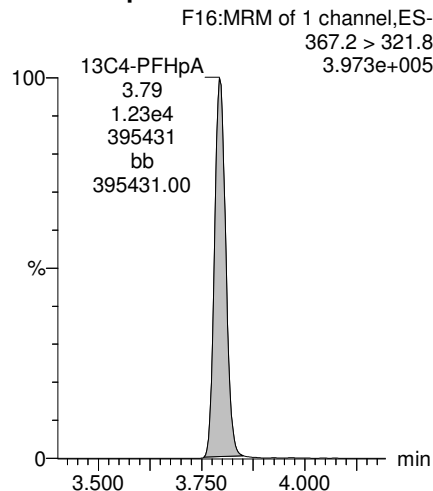
13C3-PFBS



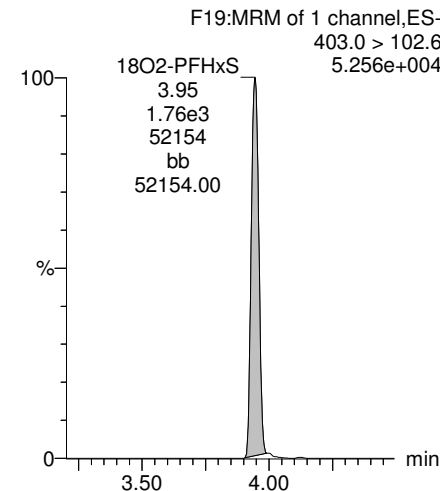
13C2-PFHxA



13C4-PFHpA



18O2-PFHxS

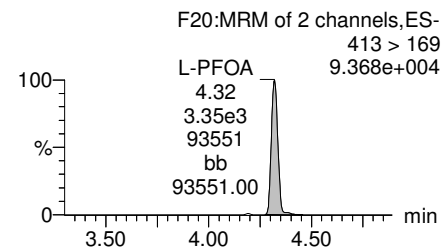
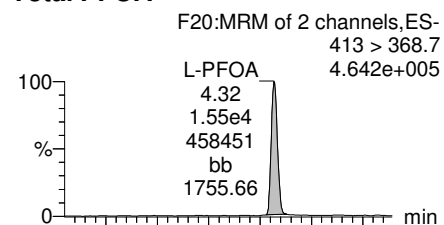


Dataset: Z:\Projects\PFAS.PRO\Results\180307M1\180307M1-71.qld

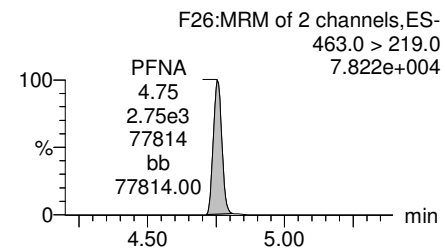
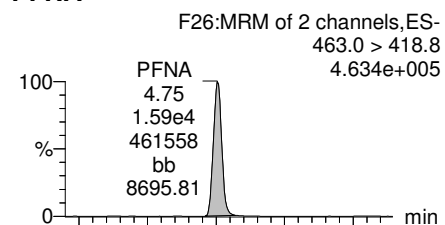
Last Altered: Friday, March 09, 2018 13:53:52 Pacific Standard Time
Printed: Friday, March 09, 2018 13:54:31 Pacific Standard Time

Name: 180307M1_71, Date: 08-Mar-2018, Time: 05:24:03, ID: B8B0151-MSD1 Matrix Spike Dup 1.09, Description: Matrix Spike Dup

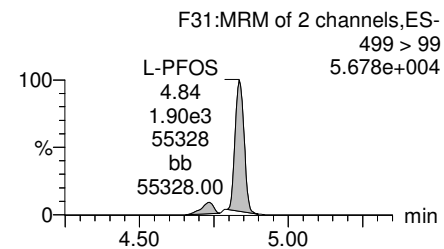
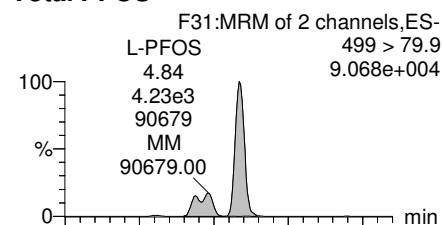
Total PFOA



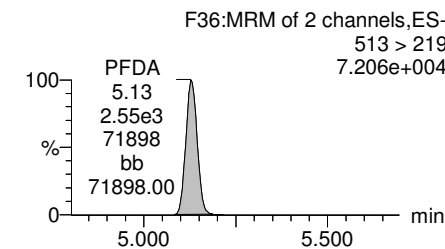
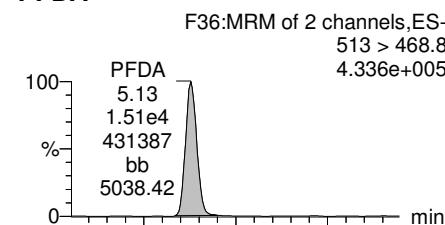
PFNA



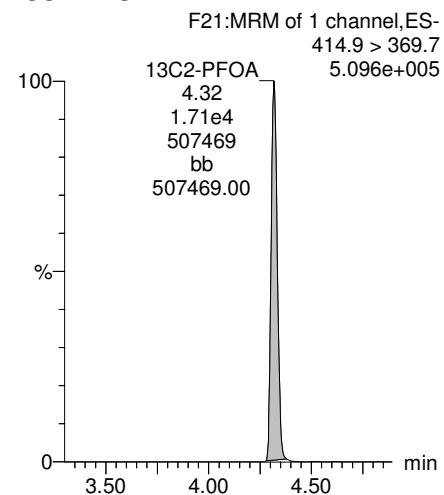
Total PFOS



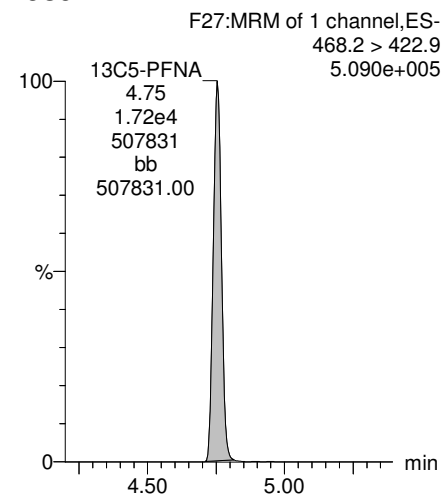
PFDA



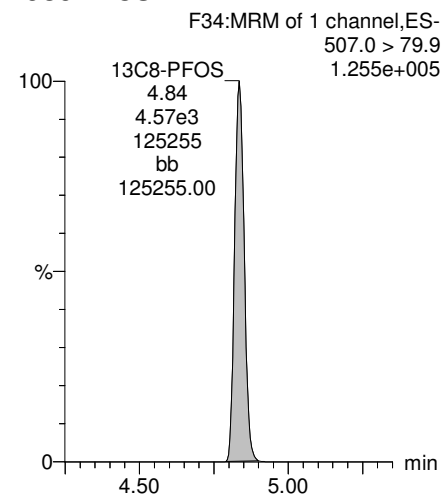
13C2-PFOA



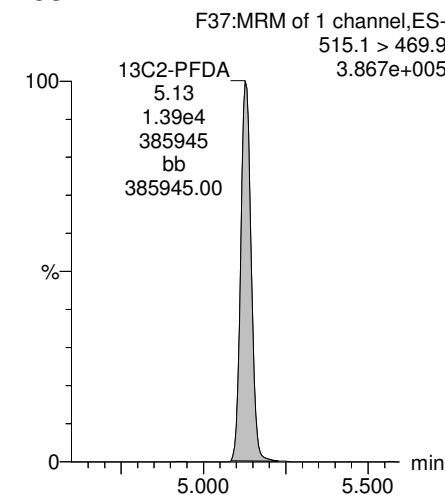
13C5-PFNA



13C8-PFOS



13C2-PFDA



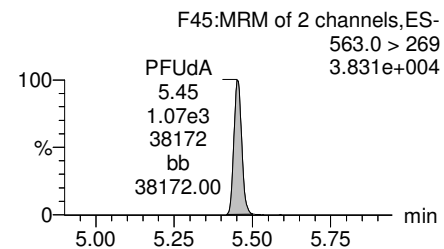
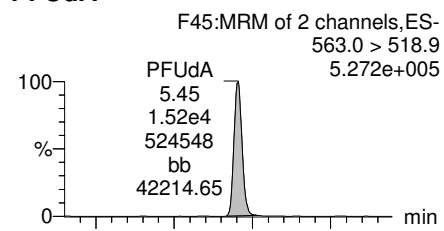
Dataset: Z:\Projects\PFAS.PRO\Results\180307M1\180307M1-71.qld

Last Altered: Friday, March 09, 2018 13:53:52 Pacific Standard Time

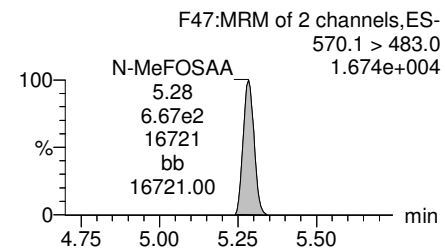
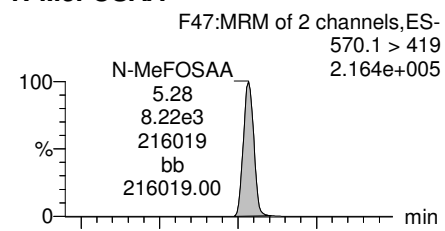
Printed: Friday, March 09, 2018 13:54:31 Pacific Standard Time

Name: 180307M1_71, Date: 08-Mar-2018, Time: 05:24:03, ID: B8B0151-MSD1 Matrix Spike Dup 1.09, Description: Matrix Spike Dup

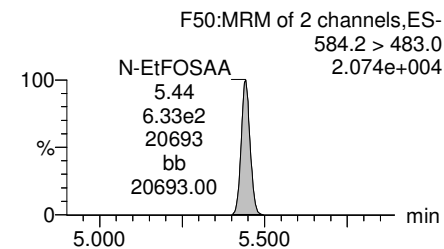
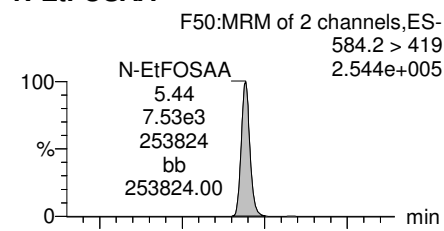
PFUdA



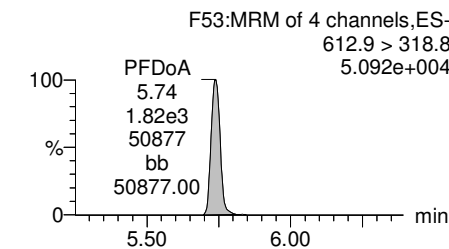
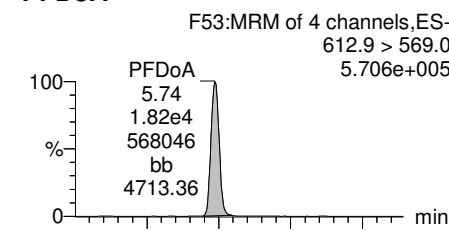
N-MeFOSAA



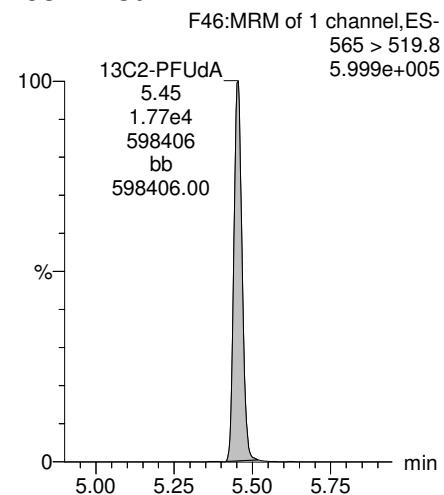
N-EtFOSAA



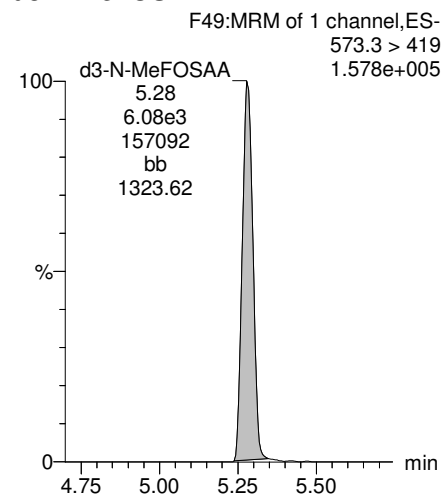
PFDoA



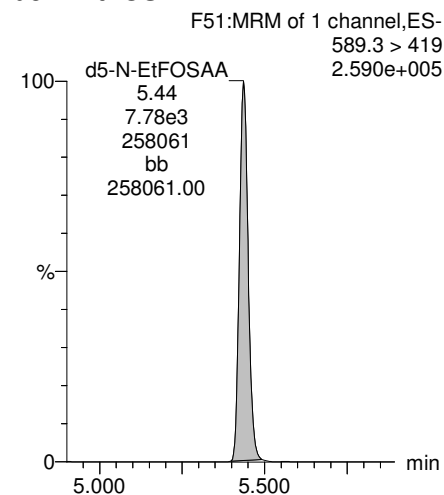
13C2-PFUdA



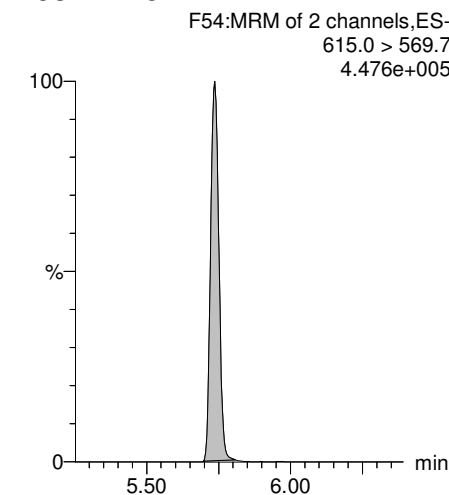
d3-N-MeFOSAA



d5-N-EtFOSAA



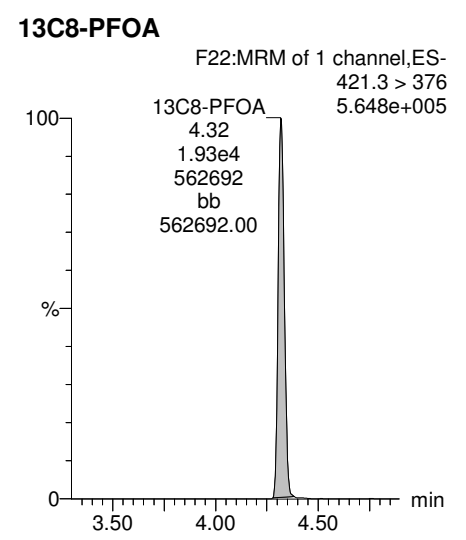
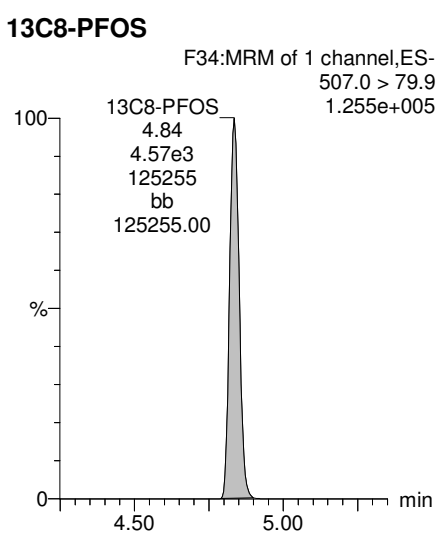
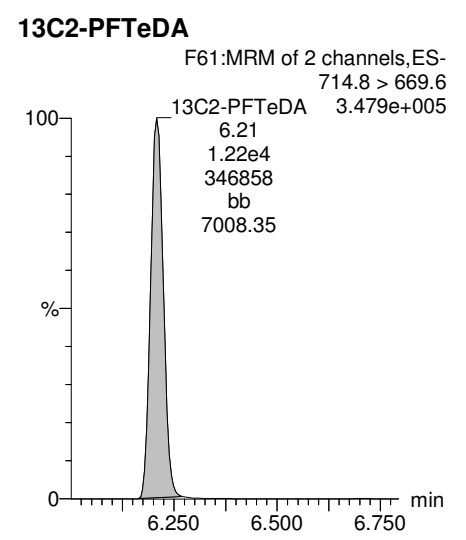
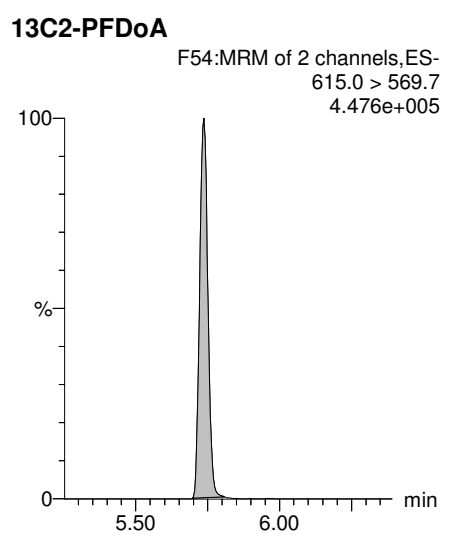
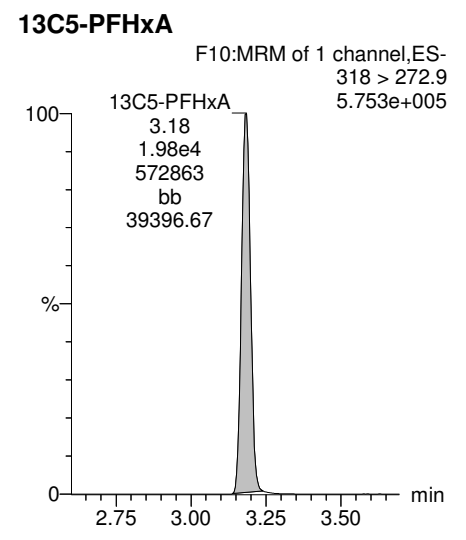
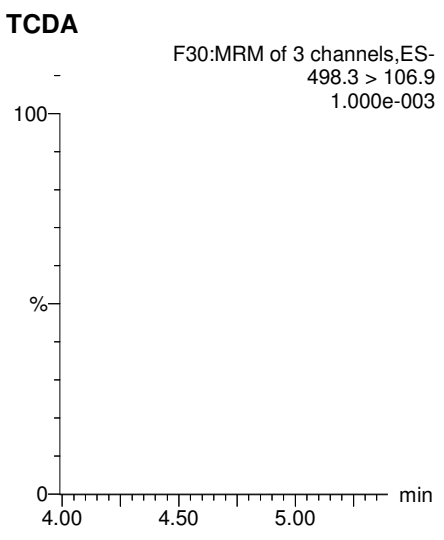
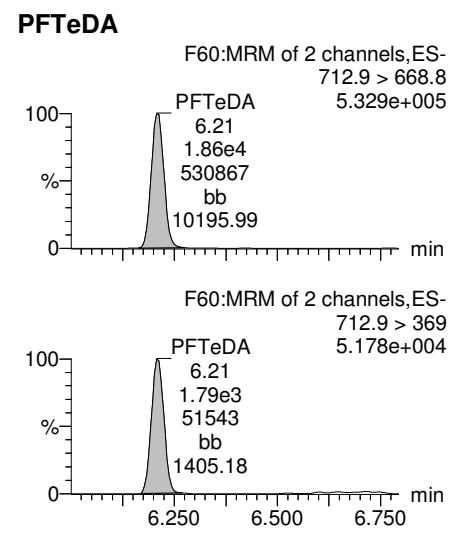
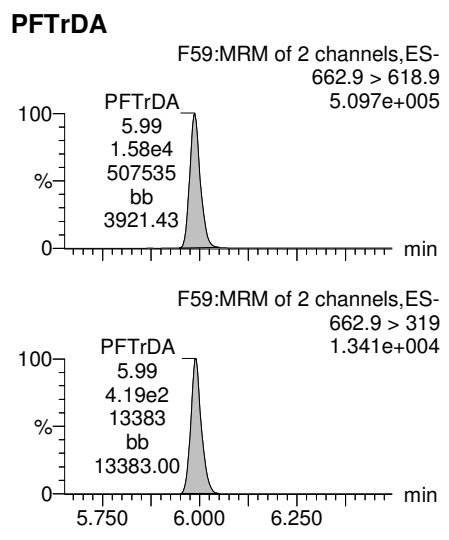
13C2-PFDoA



Dataset: Z:\Projects\PFAS.PRO\Results\180307M1\180307M1-71.qld

Last Altered: Friday, March 09, 2018 13:53:52 Pacific Standard Time
Printed: Friday, March 09, 2018 13:54:31 Pacific Standard Time

Name: 180307M1_71, Date: 08-Mar-2018, Time: 05:24:03, ID: B8B0151-MSD1 Matrix Spike Dup 1.09, Description: Matrix Spike Dup

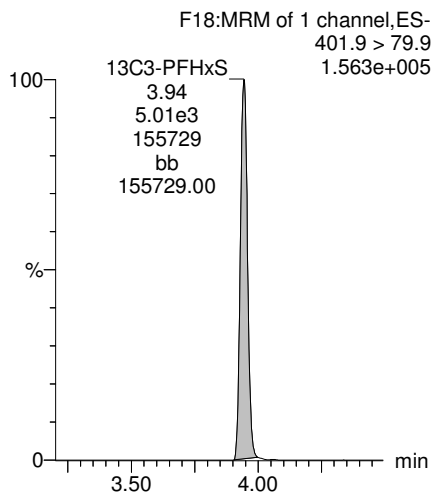


Dataset: Z:\Projects\PFAS.PRO\Results\180307M1\180307M1-71.qld

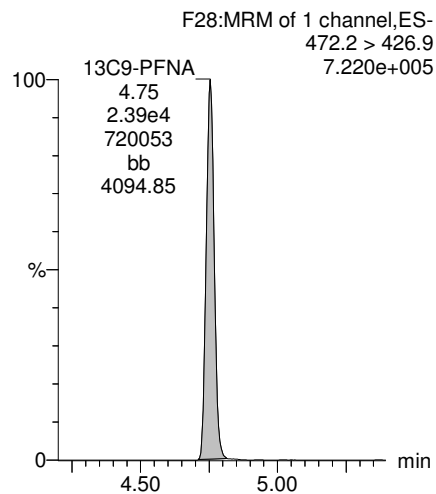
Last Altered: Friday, March 09, 2018 13:53:52 Pacific Standard Time
Printed: Friday, March 09, 2018 13:54:31 Pacific Standard Time

Name: 180307M1_71, Date: 08-Mar-2018, Time: 05:24:03, ID: B8B0151-MSD1 Matrix Spike Dup 1.09, Description: Matrix Spike Dup

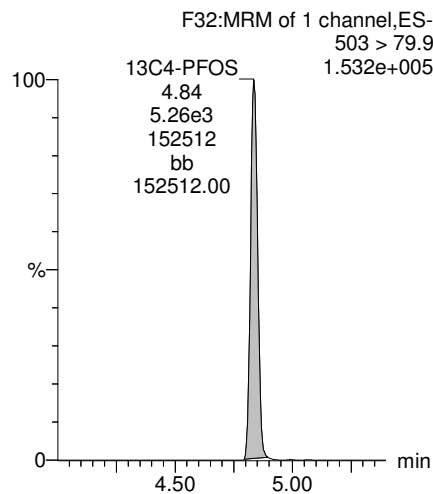
13C3-PFHxS



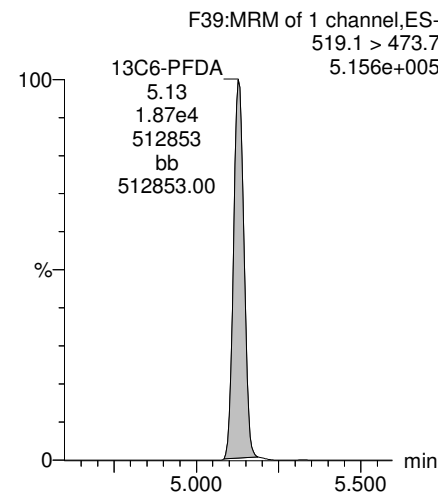
13C9-PFNA



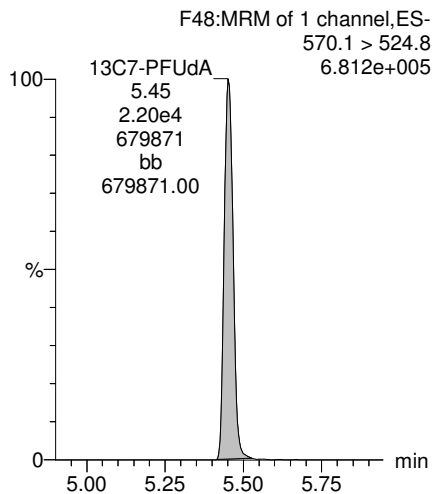
13C4-PFOS



13C6-PFDA



13C7-PFUdA



Dataset: Z:\Projects\PFAS.PRO\Results\180307M1\180307M1-73.qld

Last Altered: Saturday, March 10, 2018 12:21:52 Pacific Standard Time

Printed: Saturday, March 10, 2018 12:22:24 Pacific Standard Time

Method: Z:\Projects\PFAS.pro\MethDB\PFAS_FULL_80C_030718.mdb 08 Mar 2018 15:11:54

Calibration: Z:\Projects\PFAS.pro\CurveDB\C18_VAL-PFAS_Q4_03-07-18-FULL.cdb 08 Mar 2018 13:04:56

Name: 180307M1_73, Date: 08-Mar-2018, Time: 05:47:00, ID: 1800346-04 WI-AF-SB615-0001-0218 1.33, Description: WI-AF-SB615-0001-0218

	# Name	Trace	Area	IS Area	Wt./Vol.	RRF	Pred.RT	RT	y Axis Resp.	Conc.	%Rec
1	3 PFBS	299.0 > 79.7		1.16e3	1.04		2.98				
2	5 PFHxA	313.2 > 268.9		4.90e3	1.04		3.48				
3	7 PFHpA	363.0 > 318.9		1.24e4	1.04		4.10				
4	8 L-PFHxS	398.9 > 79.6	5.00e1	1.42e3	1.04		4.24	3.95	0.440	0.1470	
5	11 L-PFOA	413 > 368.7	2.50e2	1.72e4	1.04		4.45	4.32	0.182	0.1145	
6	14 PFNA	463.0 > 418.8	4.52e1	1.64e4	1.04		5.04	4.75	0.0344		
7	16 L-PFOS	499 > 79.9	2.48e2	3.12e3	1.04		4.84	4.84	0.993	1.0876	
8	18 PFDA	513 > 468.8		1.69e4	1.04		5.40				
9	21 N-MeFOSAA	570.1 > 419		7.43e3	1.04		5.55				
10	22 N-EtFOSAA	584.2 > 419		7.94e3	1.04		5.70				
11	23 PFUdA	563.0 > 518.9		1.98e4	1.04		5.72				

Dataset: Z:\Projects\PFAS.PRO\Results\180307M1\180307M1-73.qld

Last Altered: Saturday, March 10, 2018 12:21:52 Pacific Standard Time

Printed: Saturday, March 10, 2018 12:22:37 Pacific Standard Time

Method: Z:\Projects\PFAS.pro\MethDB\PFAS_FULL_80C_030718.mdb 08 Mar 2018 15:11:54

Calibration: Z:\Projects\PFAS.pro\CurveDB\C18_VAL-PFAS_Q4_03-07-18-FULL.cdb 08 Mar 2018 13:04:56

Name: 180307M1_73, Date: 08-Mar-2018, Time: 05:47:00, ID: 1800346-04 WI-AF-SB615-0001-0218 1.33, Description: WI-AF-SB615-0001-0218

#	Name	Trace	Area	IS Area	Wt./Vol.	RRF	Pred.RT	RT	y Axis Resp.	Conc.	%Rec
1	25 PFDa	612.9 > 569.0		1.60e4	1.04		5.99				
2	27 PFTDA	662.9 > 618.9		1.60e4	1.04		6.22				
3	28 PFTeDA	712.9 > 668.8		1.42e4	1.04		6.41				
4	36 13C3-PFBS	302. > 98.8	1.16e3	2.77e4	1.04	0.096	2.98	2.69	0.524	5.2218	43.5
5	37 13C2-PFHxA	315 > 269.8	4.90e3	2.77e4	1.04	0.697	3.48	3.18	2.21	3.0441	63.4
6	38 13C4-PFHpA	367.2 > 321.8	1.24e4	2.77e4	1.04	0.683	4.10	3.80	5.59	7.8536	65.5
7	39 18O2-PFHxS	403.0 > 102.6	1.42e3	6.25e3	1.04	0.387	4.24	3.95	2.84	7.0391	58.7
8	40 13C2-6:2 FTS	429.1 > 408.9	4.25e3	2.60e4	1.04	0.238	4.56	4.26	2.04	8.2537	68.8
9	41 13C2-PFOA	414.9 > 369.7	1.72e4	2.60e4	1.04	1.079	4.61	4.32	8.27	7.3607	61.3
10	42 13C5-PFNA	468.2 > 422.9	1.64e4	2.58e4	1.04	0.853	5.04	4.75	7.95	8.9427	74.5
11	43 13C8-PFOSA	506.1 > 77.7	3.49e3	2.62e4	1.04	0.159	5.09	4.83	1.67	10.0418	83.7
12	44 13C8-PFOS	507.0 > 79.9	3.12e3	6.56e3	1.04	0.934	5.11	4.84	5.94	6.1036	50.9
13	45 13C2-PFDA	515.1 > 469.9	1.69e4	2.74e4	1.04	0.898	5.40	5.13	7.69	8.2154	68.5
14	46 13C2-8:2 FTS	529.1 > 508.7	3.56e3	2.77e4	1.04	0.170	5.38	5.10	1.61	9.0767	75.6
15	47 d3-N-MeFOSAA	573.3 > 419	7.43e3	2.62e4	1.04	0.372	5.55	5.28	3.55	9.1401	76.2
16	48 d5-N-EtFOSAA	589.3 > 419	7.94e3	2.62e4	1.04	0.385	5.70	5.44	3.79	9.4503	78.8
17	49 13C2-PFUdA	565 > 519.8	1.98e4	2.62e4	1.04	0.961	5.72	5.45	9.43	9.4200	78.5
18	50 13C2-PFDoA	615.0 > 569.7	1.60e4	2.62e4	1.04	0.864	5.99	5.74	7.65	8.4992	70.8
19	51 d3-N-MeFOSA	515.2 > 168.9		2.62e4	1.04	0.080	5.93				
20	52 13C2-PFTeDA	714.8 > 669.6	1.42e4	2.62e4	1.04	0.692	6.41	6.21	6.78	9.4035	78.4
21	53 d5-N-ETFOSA	531.1 > 168.9		2.62e4	1.04	0.113	6.25				
22	54 13C2-PFHxDA	815 > 769.7	1.14e4	2.62e4	1.04	1.397	6.69	6.55	5.46	3.7546	78.2
23	55 d7-N-MeFOSE	623.1 > 58.9	1.29e2	2.62e4	1.04	0.090	6.31	6.45	0.0617	0.6609	0.5
24	56 d9-N-EtFOSE	639.2 > 58.8		2.62e4	1.04	0.084	6.45				
25	57 13C4-PFBA	217. > 171.8	1.72e4	1.72e4	1.04	1.000	1.73	1.44	12.5	11.9993	100.0
26	58 13C5-PFHxA	318 > 272.9	2.77e4	2.77e4	1.04	1.000	3.48	3.18	12.5	11.9993	100.0
27	59 13C3-PFHxS	401.9 > 79.9	6.25e3	6.25e3	1.04	1.000	4.24	3.95	12.5	11.9993	100.0
28	60 13C8-PFOA	421.3 > 376	2.60e4	2.60e4	1.04	1.000	4.61	4.32	12.5	11.9993	100.0
29	61 13C9-PFNA	472.2 > 426.9	2.58e4	2.58e4	1.04	1.000	4.70	4.75	12.5	11.9993	100.0
30	62 13C4-PFOS	503 > 79.9	6.56e3	6.56e3	1.04	1.000	5.11	4.84	12.5	11.9993	100.0
31	63 13C6-PFDA	519.1 > 473.7	2.74e4	2.74e4	1.04	1.000	5.40	5.13	12.5	11.9993	100.0
32	64 13C7-PFUdA	570.1 > 524.8	2.62e4	2.62e4	1.04	1.000	5.72	5.46	12.5	11.9993	100.0

GM for AD 3/10/2018

Dataset: Z:\Projects\PFAS.PRO\Results\180307M1\180307M1-73.qld

Last Altered: Saturday, March 10, 2018 12:21:52 Pacific Standard Time

Printed: Saturday, March 10, 2018 12:22:37 Pacific Standard Time

Name: 180307M1_73, Date: 08-Mar-2018, Time: 05:47:00, ID: 1800346-04 WI-AF-SB615-0001-0218 1.33, Description: WI-AF-SB615-0001-0218

	# Name	Trace	Area	IS Area	Wt./Vol.	RRF	Pred.RT	RT	y Axis Resp.	Conc.	%Rec
33	65 Total PFHxS	398.9 > 79.6	5.00e1	1.42e3	1.04		4.24		0.440	0.1470	
34	66 Total PFOA	413 > 368.7	2.50e2	1.72e4	1.04		4.61		0.182	0.1145	
35	67 Total PFOS	499 > 79.9	2.48e2	3.12e3	1.04		5.11		0.993	1.0876	

Dataset: Z:\Projects\PFAS.PRO\Results\180307M1\180307M1-73.qld

Last Altered: Saturday, March 10, 2018 12:21:52 Pacific Standard Time

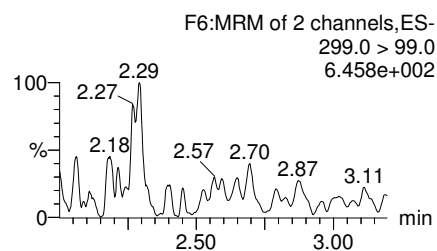
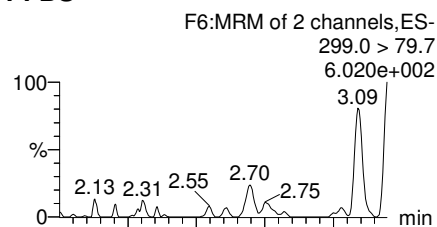
Printed: Saturday, March 10, 2018 12:22:37 Pacific Standard Time

Method: Z:\Projects\PFAS.pro\MethDB\PFAS_FULL_80C_030718.mdb 08 Mar 2018 15:11:54

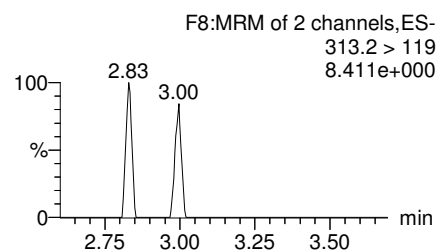
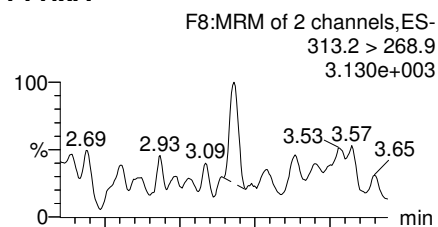
Calibration: Z:\Projects\PFAS.pro\CurveDB\C18_VAL-PFAS_Q4_03-07-18-FULL.cdb 08 Mar 2018 13:04:56

Name: 180307M1_73, Date: 08-Mar-2018, Time: 05:47:00, ID: 1800346-04 WI-AF-SB615-0001-0218 1.33, Description: WI-AF-SB615-0001-0218

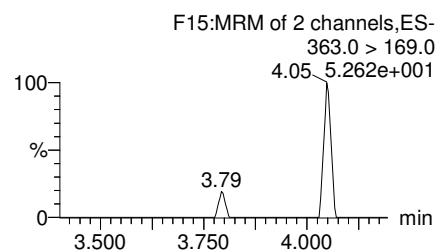
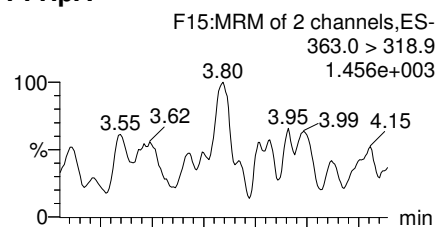
PFBS



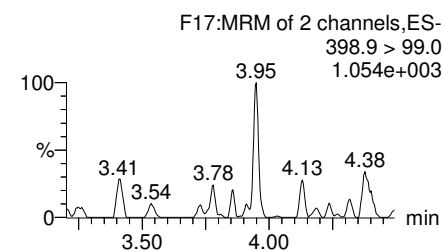
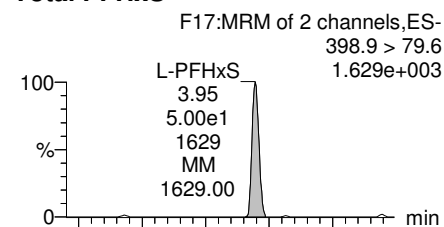
PFHxA



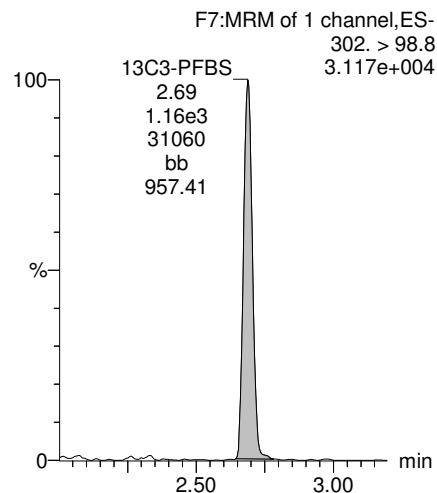
PFHpA



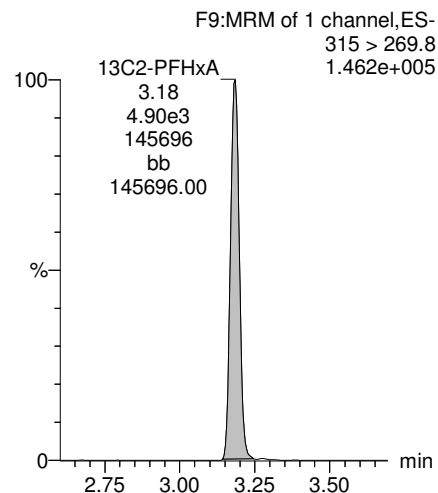
Total PFHxS



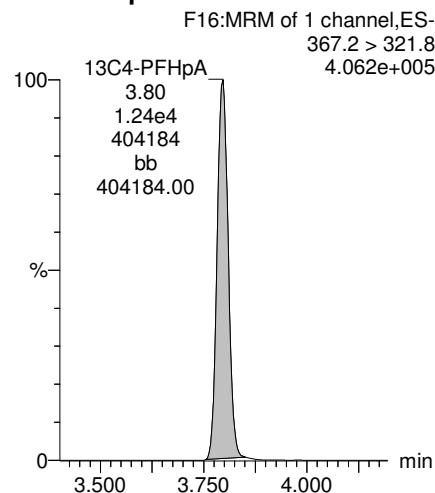
13C3-PFBS



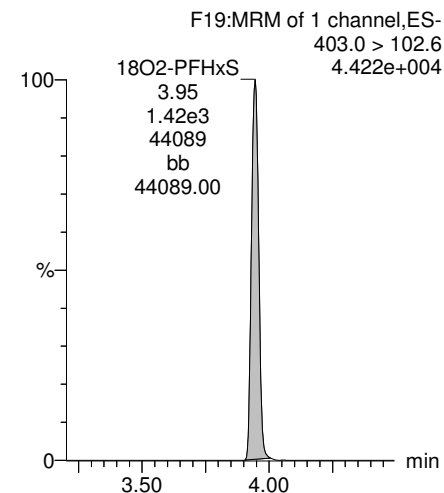
13C2-PFHxA



13C4-PFHpA



18O2-PFHxS

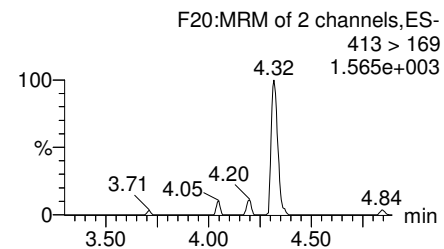
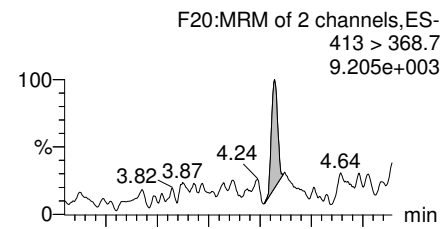


Dataset: Z:\Projects\PFAS.PRO\Results\180307M1\180307M1-73.qld

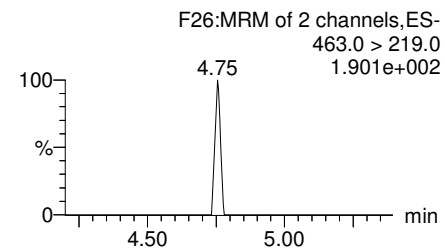
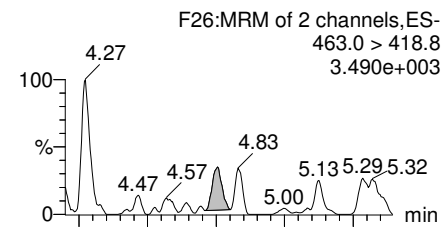
Last Altered: Saturday, March 10, 2018 12:21:52 Pacific Standard Time
Printed: Saturday, March 10, 2018 12:22:37 Pacific Standard Time

Name: 180307M1_73, Date: 08-Mar-2018, Time: 05:47:00, ID: 1800346-04 WI-AF-SB615-0001-0218 1.33, Description: WI-AF-SB615-0001-0218

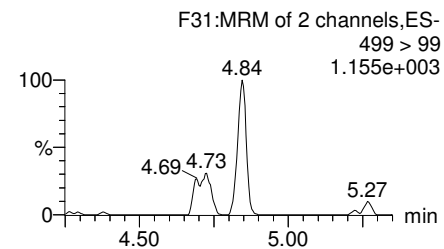
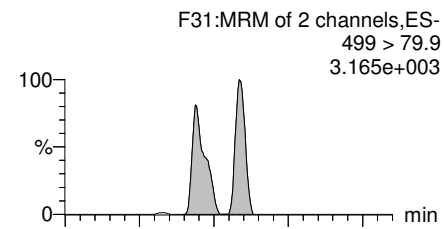
Total PFOA



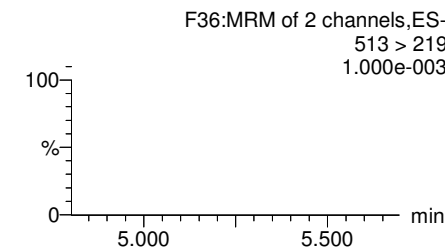
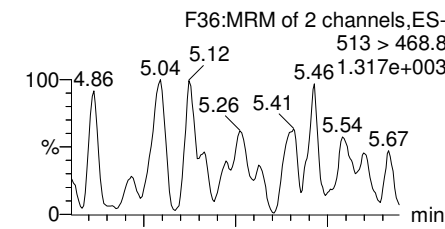
PFNA



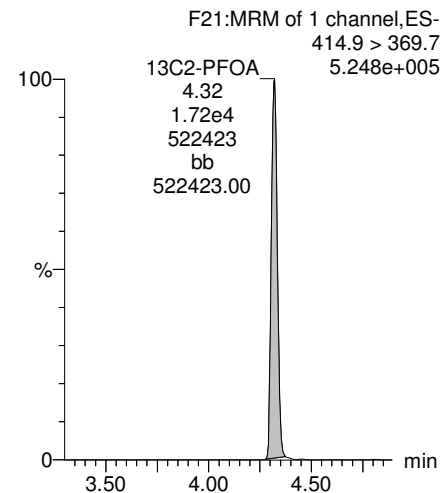
Total PFOS



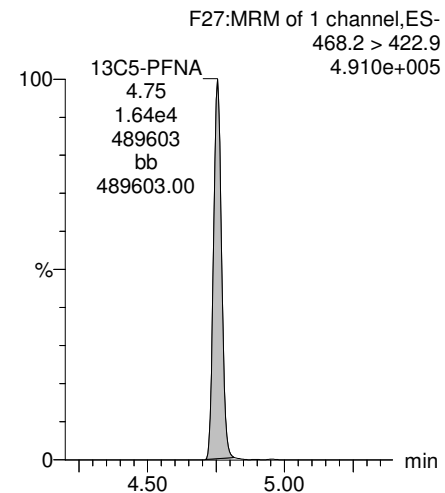
PFDA



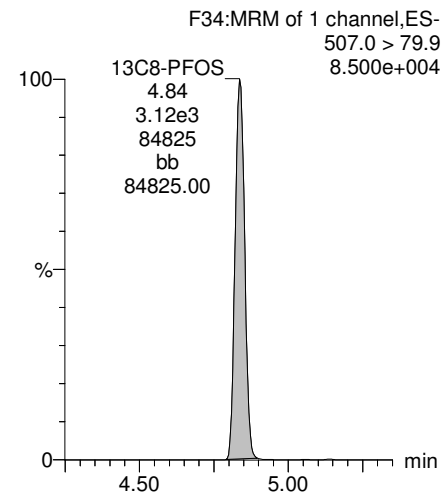
13C2-PFOA



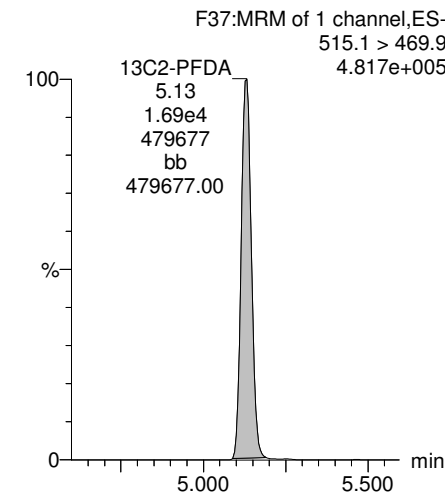
13C5-PFNA



13C8-PFOS



13C2-PFDA

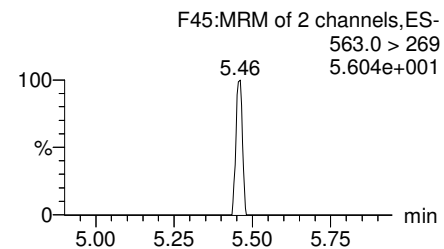
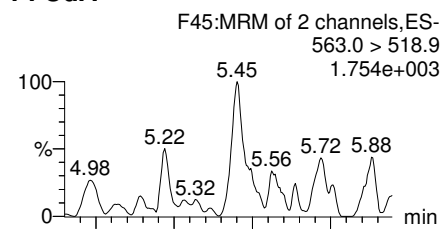


Dataset: Z:\Projects\PFAS.PRO\Results\180307M1\180307M1-73.qld

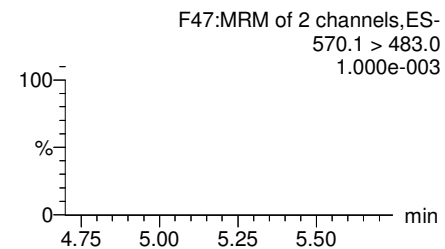
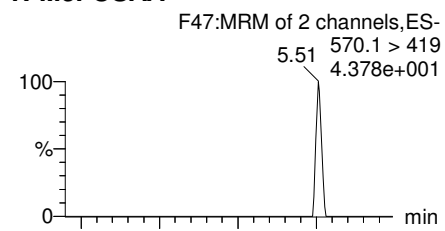
Last Altered: Saturday, March 10, 2018 12:21:52 Pacific Standard Time
Printed: Saturday, March 10, 2018 12:22:37 Pacific Standard Time

Name: 180307M1_73, Date: 08-Mar-2018, Time: 05:47:00, ID: 1800346-04 WI-AF-SB615-0001-0218 1.33, Description: WI-AF-SB615-0001-0218

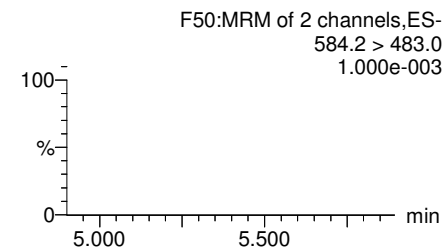
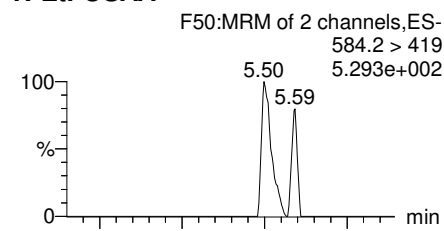
PFUdA



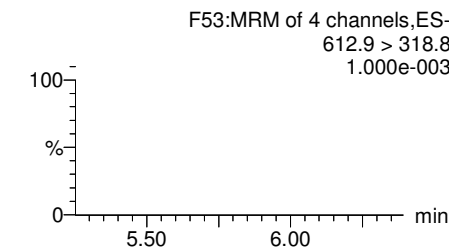
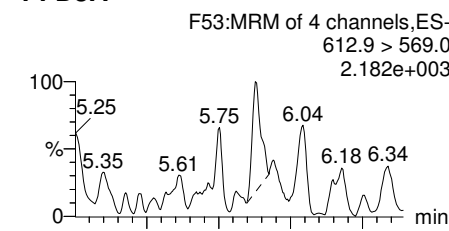
N-MeFOSAA



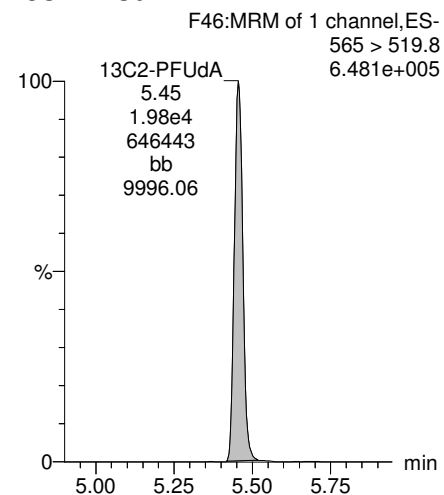
N-EtFOSAA



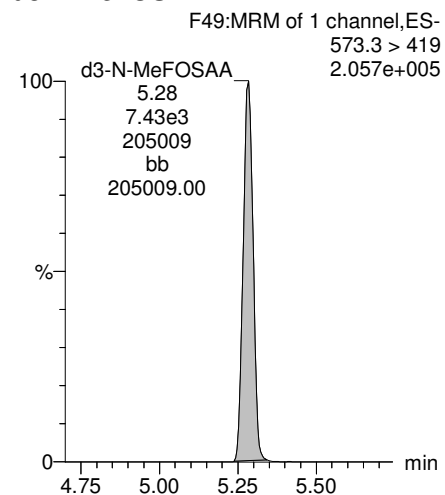
PFDaA



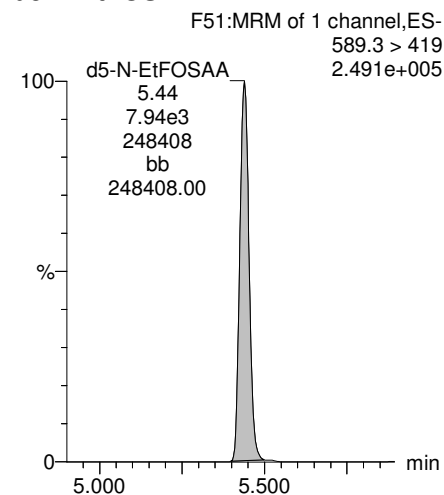
13C2-PFUdA



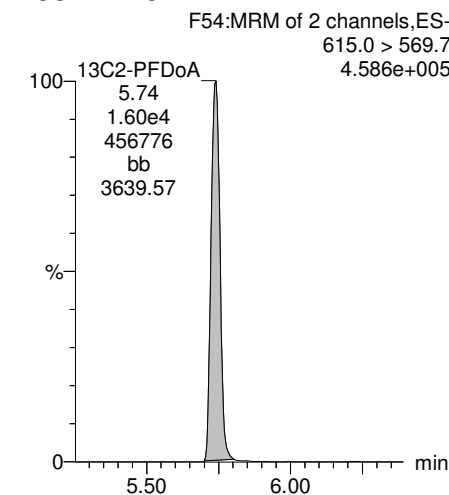
d3-N-MeFOSAA



d5-N-EtFOSAA



13C2-PFDaA


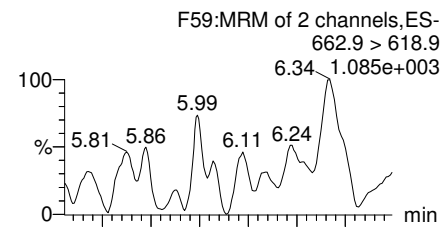


Dataset: Z:\Projects\PFAS.PRO\Results\180307M1\180307M1-73.qld

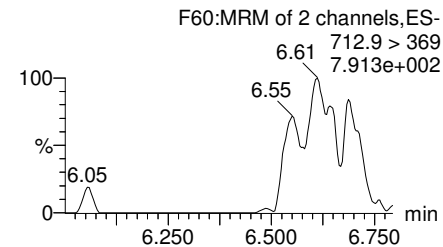
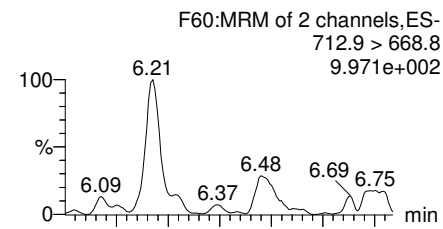
Last Altered: Saturday, March 10, 2018 12:21:52 Pacific Standard Time
Printed: Saturday, March 10, 2018 12:22:37 Pacific Standard Time

Name: 180307M1_73, Date: 08-Mar-2018, Time: 05:47:00, ID: 1800346-04 WI-AF-SB615-0001-0218 1.33, Description: WI-AF-SB615-0001-0218

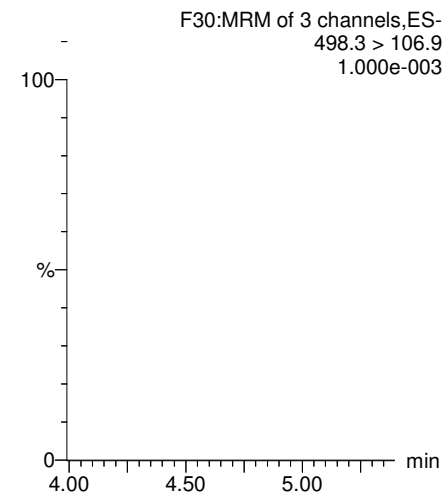
PFTrDA



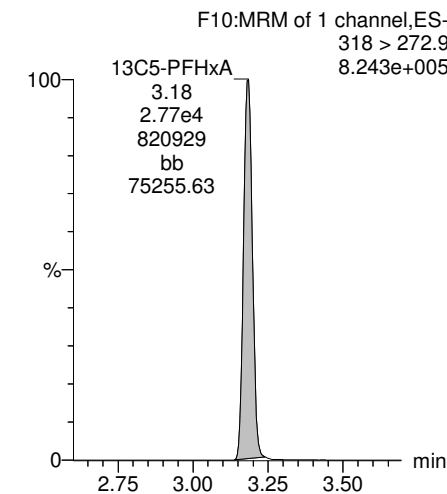
PFTeDA



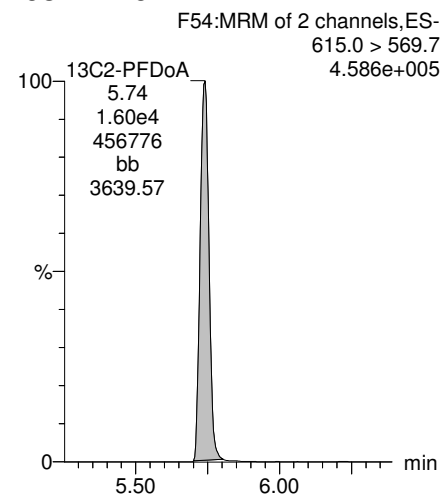
TCDA



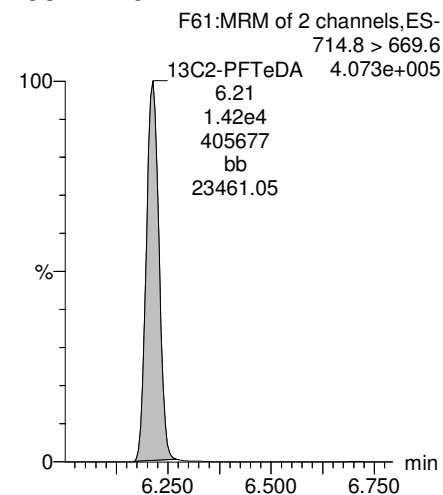
13C5-PFHxA



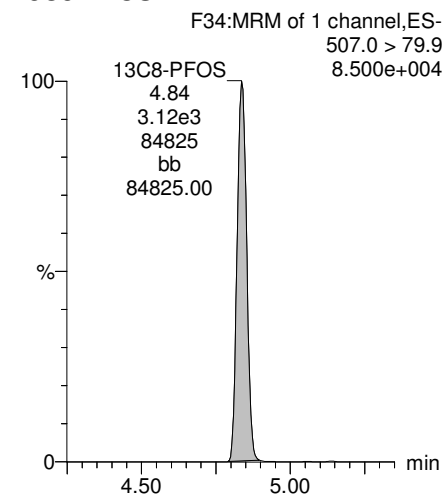
13C2-PFDoA



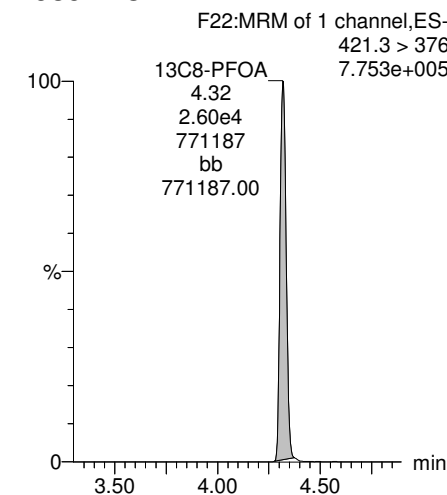
13C2-PFTeDA



13C8-PFOS



13C8-PFOA



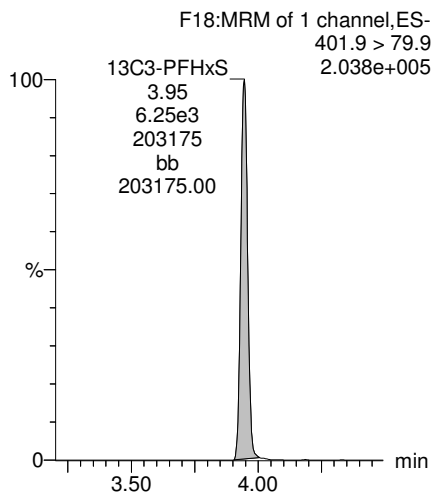
Dataset: Z:\Projects\PFAS.PRO\Results\180307M1\180307M1-73.qld

Last Altered: Saturday, March 10, 2018 12:21:52 Pacific Standard Time

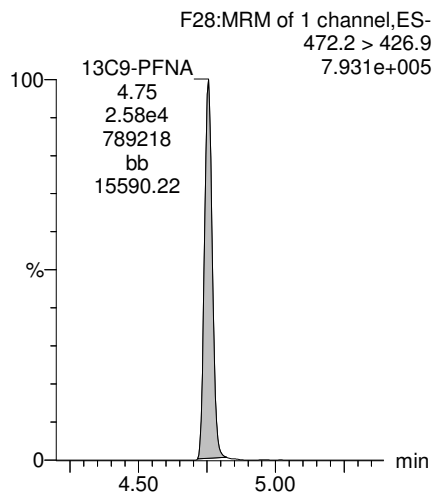
Printed: Saturday, March 10, 2018 12:22:37 Pacific Standard Time

Name: 180307M1_73, Date: 08-Mar-2018, Time: 05:47:00, ID: 1800346-04 WI-AF-SB615-0001-0218 1.33, Description: WI-AF-SB615-0001-0218

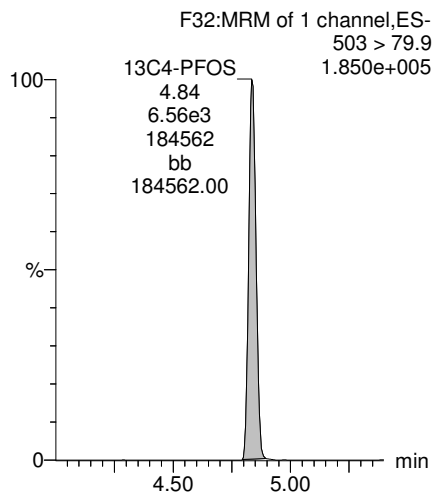
13C3-PFHxS



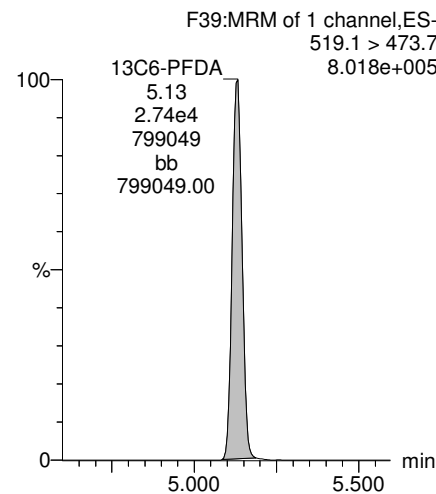
13C9-PFNA



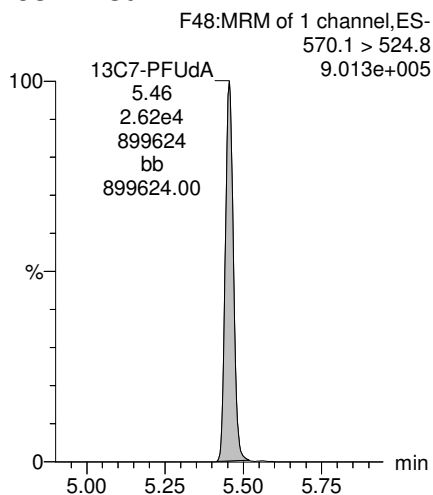
13C4-PFOS



13C6-PFDA



13C7-PFudA



Dataset: Z:\Projects\PFAS.PRO\Results\180307M1\180307M1-74.qld

Last Altered: Saturday, March 10, 2018 12:23:55 Pacific Standard Time

Printed: Saturday, March 10, 2018 12:24:13 Pacific Standard Time

Method: Z:\Projects\PFAS.pro\MethDB\PFAS_FULL_80C_030718.mdb 09 Mar 2018 14:08:10

Calibration: Z:\Projects\PFAS.pro\CurveDB\C18_VAL-PFAS_Q4_03-07-18-FULL.cdb 08 Mar 2018 13:04:56

Name: 180307M1_74, Date: 08-Mar-2018, Time: 05:58:31, ID: 1800346-05 WI-AF-SB615-0506-0218 1.2, Description: WI-AF-SB615-0506-0218

	# Name	Trace	Area	IS Area	Wt./Vol.	RRF	Pred.RT	RT	y Axis Resp.	Conc.	%Rec
1	3 PFBS	299.0 > 79.7		2.10e3	0.949		2.98				
2	5 PFHxA	313.2 > 268.9		5.16e3	0.949		3.48				
3	7 PFHpA	363.0 > 318.9		1.27e4	0.949		4.10				
4	8 L-PFHxS	398.9 > 79.6	6.55e0	1.67e3	0.949		4.24	3.95	0.0491		
5	11 L-PFOA	413 > 368.7		2.07e4	0.949		4.45				
6	14 PFNA	463.0 > 418.8		1.84e4	0.949		5.04				
7	16 L-PFOS	499 > 79.9	8.34e0	4.71e3	0.949		4.84	4.73	0.0221	0.2618	
8	18 PFDA	513 > 468.8		1.71e4	0.949		5.40				
9	21 N-MeFOSAA	570.1 > 419		6.77e3	0.949		5.55				
10	22 N-EtFOSAA	584.2 > 419		8.09e3	0.949		5.70				
11	23 PFUdA	563.0 > 518.9		1.76e4	0.949		5.72				

Dataset: Z:\Projects\PFAS.PRO\Results\180307M1\180307M1-74.qld

Last Altered: Saturday, March 10, 2018 12:23:55 Pacific Standard Time

Printed: Saturday, March 10, 2018 12:24:24 Pacific Standard Time

Method: Z:\Projects\PFAS.pro\MethDB\PFAS_FULL_80C_030718.mdb 09 Mar 2018 14:08:10

Calibration: Z:\Projects\PFAS.pro\CurveDB\C18_VAL-PFAS_Q4_03-07-18-FULL.cdb 08 Mar 2018 13:04:56

Name: 180307M1_74, Date: 08-Mar-2018, Time: 05:58:31, ID: 1800346-05 WI-AF-SB615-0506-0218 1.2, Description: WI-AF-SB615-0506-0218

#	Name	Trace	Area	IS Area	Wt./Vol.	RRF	Pred.RT	RT	y Axis Resp.	Conc.	%Rec
1	25 PFDa	612.9 > 569.0		1.60e4	0.949		5.99				
2	27 PFTDA	662.9 > 618.9		1.60e4	0.949		6.22				
3	28 PFTeDA	712.9 > 668.8		1.57e4	0.949		6.41				
4	36 13C3-PFBS	302. > 98.8	2.10e3	2.06e4	0.949	0.096	2.98	2.69	1.28	13.9690	106.1
5	37 13C2-PFHxA	315 > 269.8	5.16e3	2.06e4	0.949	0.697	3.48	3.18	3.14	4.7442	90.1
6	38 13C4-PFHpA	367.2 > 321.8	1.27e4	2.06e4	0.949	0.683	4.10	3.80	7.71	11.8865	90.3
7	39 18O2-PFHxS	403.0 > 102.6	1.67e3	5.35e3	0.949	0.387	4.24	3.95	3.90	10.6134	80.6
8	40 13C2-6:2 FTS	429.1 > 408.9	3.91e3	2.06e4	0.949	0.238	4.56	4.26	2.38	10.5303	80.0
9	41 13C2-PFOA	414.9 > 369.7	2.07e4	2.06e4	0.949	1.079	4.61	4.32	12.6	12.2941	93.3
10	42 13C5-PFNA	468.2 > 422.9	1.84e4	2.41e4	0.949	0.853	5.04	4.76	9.56	11.8122	89.7
11	43 13C8-PFOSA	506.1 > 77.7	2.21e3	2.29e4	0.949	0.159	5.09	4.84	1.21	7.9805	60.6
12	44 13C8-PFOS	507.0 > 79.9	4.71e3	5.28e3	0.949	0.934	5.11	4.84	11.1	12.5769	95.5
13	45 13C2-PFDA	515.1 > 469.9	1.71e4	2.33e4	0.949	0.898	5.40	5.13	9.19	10.7799	81.8
14	46 13C2-8:2 FTS	529.1 > 508.7	4.26e3	2.06e4	0.949	0.170	5.38	5.10	2.59	16.0402	121.8
15	47 d3-N-MeFOSAA	573.3 > 419	6.77e3	2.29e4	0.949	0.372	5.55	5.28	3.70	10.4588	79.4
16	48 d5-N-EtFOSAA	589.3 > 419	8.09e3	2.29e4	0.949	0.385	5.70	5.44	4.41	12.0808	91.7
17	49 13C2-PFUdA	565 > 519.8	1.76e4	2.29e4	0.949	0.961	5.72	5.46	9.59	10.5233	79.9
18	50 13C2-PFDoA	615.0 > 569.7	1.60e4	2.29e4	0.949	0.864	5.99	5.74	8.74	10.6671	81.0
19	51 d3-N-MeFOSA	515.2 > 168.9		2.29e4	0.949	0.080	5.93				
20	52 13C2-PFTeDA	714.8 > 669.6	1.57e4	2.29e4	0.949	0.692	6.41	6.21	8.57	13.0557	99.1
21	53 d5-N-ETFOSA	531.1 > 168.9		2.29e4	0.949	0.113	6.25				
22	54 13C2-PFHxDA	815 > 769.7	1.09e4	2.29e4	0.949	1.397	6.69	6.55	5.93	4.4738	84.9
23	55 d7-N-MeFOSE	623.1 > 58.9		2.29e4	0.949	0.090	6.31				
24	56 d9-N-EtFOSE	639.2 > 58.8		2.29e4	0.949	0.084	6.45				
25	57 13C4-PFBA	217. > 171.8	1.38e4	1.38e4	0.949	1.000	1.73	1.44	12.5	13.1705	100.0
26	58 13C5-PFHxA	318 > 272.9	2.06e4	2.06e4	0.949	1.000	3.48	3.18	12.5	13.1705	100.0
27	59 13C3-PFHxS	401.9 > 79.9	5.35e3	5.35e3	0.949	1.000	4.24	3.95	12.5	13.1705	100.0
28	60 13C8-PFOA	421.3 > 376	2.06e4	2.06e4	0.949	1.000	4.61	4.32	12.5	13.1705	100.0
29	61 13C9-PFNA	472.2 > 426.9	2.41e4	2.41e4	0.949	1.000	4.70	4.76	12.5	13.1705	100.0
30	62 13C4-PFOS	503 > 79.9	5.28e3	5.28e3	0.949	1.000	5.11	4.84	12.5	13.1705	100.0
31	63 13C6-PFDA	519.1 > 473.7	2.33e4	2.33e4	0.949	1.000	5.40	5.13	12.5	13.1705	100.0
32	64 13C7-PFUdA	570.1 > 524.8	2.29e4	2.29e4	0.949	1.000	5.72	5.45	12.5	13.1705	100.0

GM for AD 3/10/2018

Dataset: Z:\Projects\PFAS.PRO\Results\180307M1\180307M1-74.qld

Last Altered: Saturday, March 10, 2018 12:23:55 Pacific Standard Time

Printed: Saturday, March 10, 2018 12:24:24 Pacific Standard Time

Name: 180307M1_74, Date: 08-Mar-2018, Time: 05:58:31, ID: 1800346-05 WI-AF-SB615-0506-0218 1.2, Description: WI-AF-SB615-0506-0218

	# Name	Trace	Area	IS Area	Wt./Vol.	RRF	Pred.RT	RT	y Axis Resp.	Conc.	%Rec
33	65 Total PFHxS	398.9 > 79.6	6.55e0	1.67e3	0.949		4.24		0.000		
34	66 Total PFOA	413 > 368.7	0.00e0	2.07e4	0.949		4.61		0.000		
35	67 Total PFOS	499 > 79.9	8.34e0	4.71e3	0.949		5.11		0.0221	0.2618	

Dataset: Z:\Projects\PFAS.PRO\Results\180307M1\180307M1-74.qld

Last Altered: Saturday, March 10, 2018 12:23:55 Pacific Standard Time

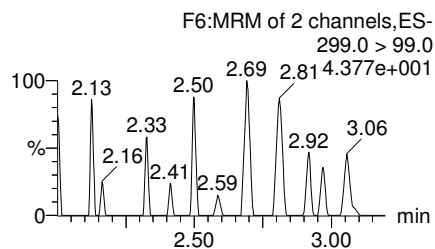
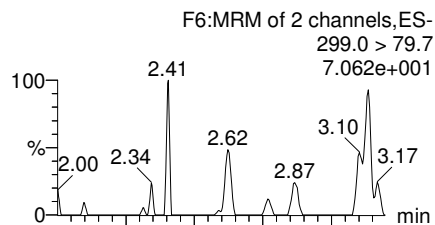
Printed: Saturday, March 10, 2018 12:24:24 Pacific Standard Time

Method: Z:\Projects\PFAS.pro\MethDB\PFAS_FULL_80C_030718.mdb 09 Mar 2018 14:08:10

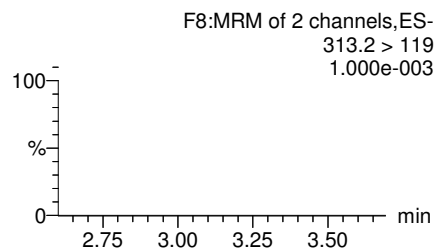
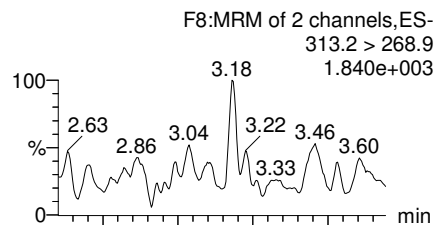
Calibration: Z:\Projects\PFAS.pro\CurveDB\C18_VAL-PFAS_Q4_03-07-18-FULL.cdb 08 Mar 2018 13:04:56

Name: 180307M1_74, Date: 08-Mar-2018, Time: 05:58:31, ID: 1800346-05 WI-AF-SB615-0506-0218 1.2, Description: WI-AF-SB615-0506-0218

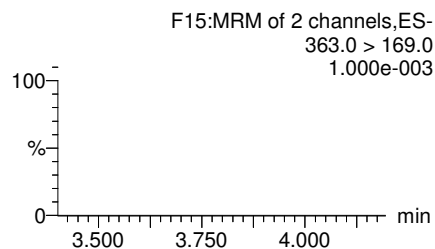
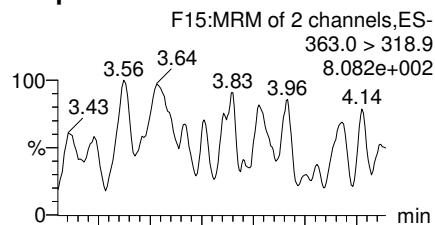
PFBS



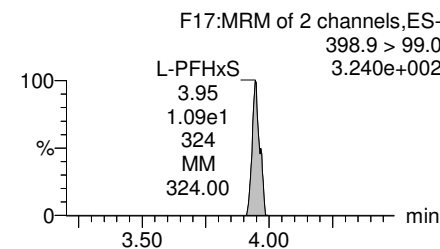
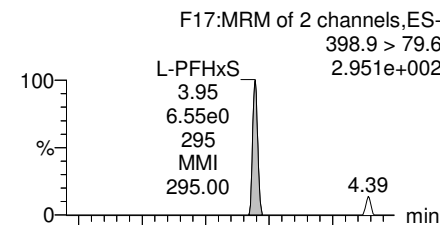
PFHxA



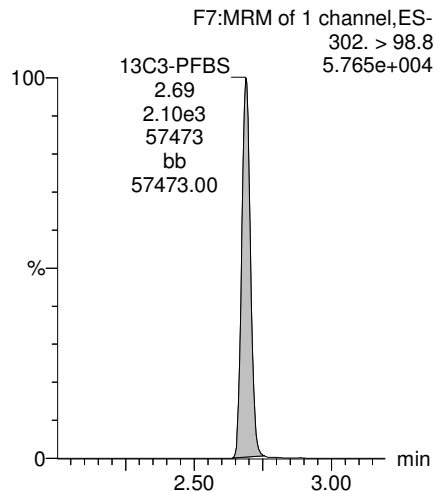
PFHpA



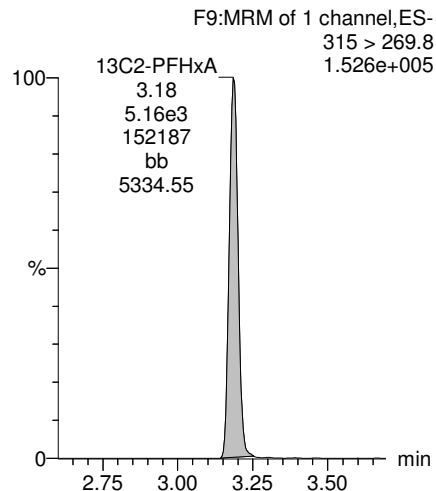
Total PFHxS



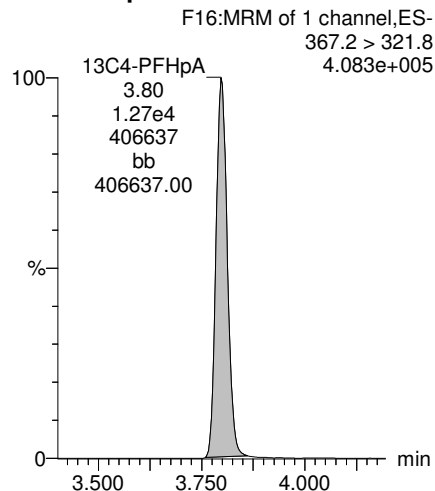
13C3-PFBS



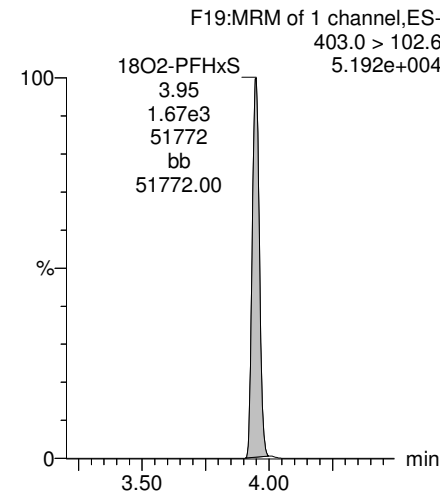
13C2-PFHxA



13C4-PFHpA



18O2-PFHxS



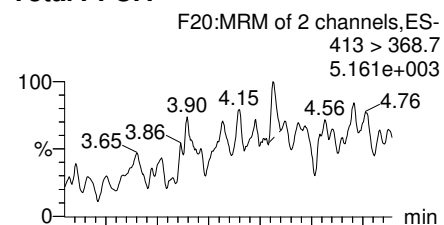
Dataset: Z:\Projects\PFAS.PRO\Results\180307M1\180307M1-74.qld

Last Altered: Saturday, March 10, 2018 12:23:55 Pacific Standard Time

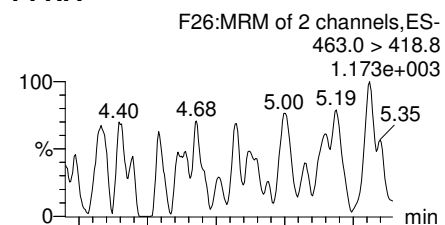
Printed: Saturday, March 10, 2018 12:24:24 Pacific Standard Time

Name: 180307M1_74, Date: 08-Mar-2018, Time: 05:58:31, ID: 1800346-05 WI-AF-SB615-0506-0218 1.2, Description: WI-AF-SB615-0506-0218

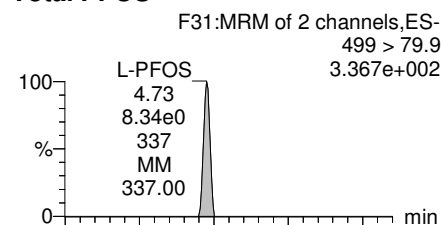
Total PFOA



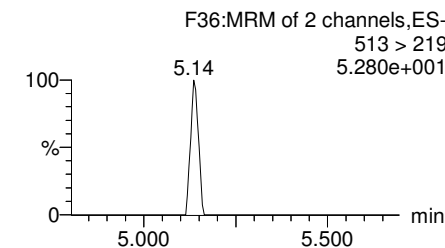
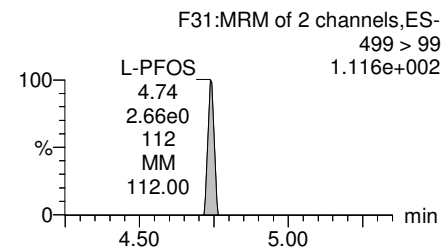
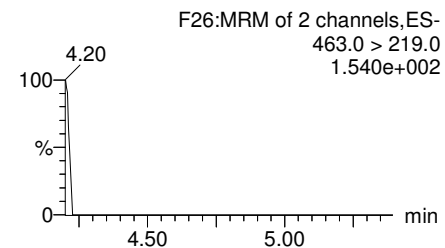
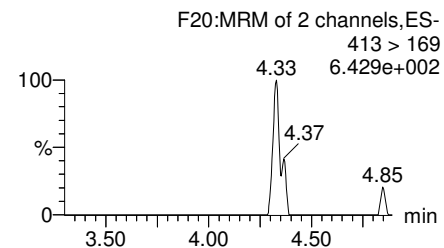
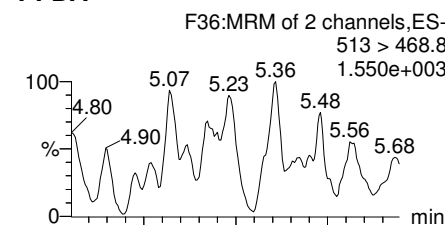
PFNA



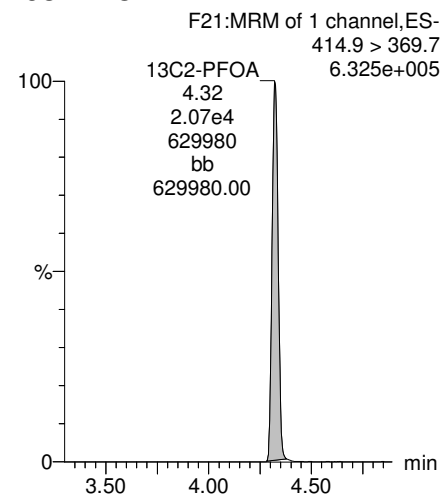
Total PFOS



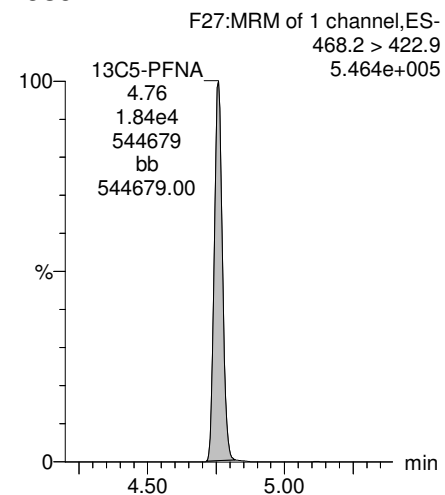
PFDA



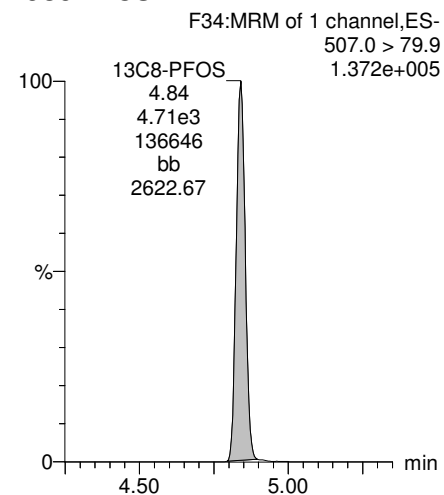
13C2-PFOA



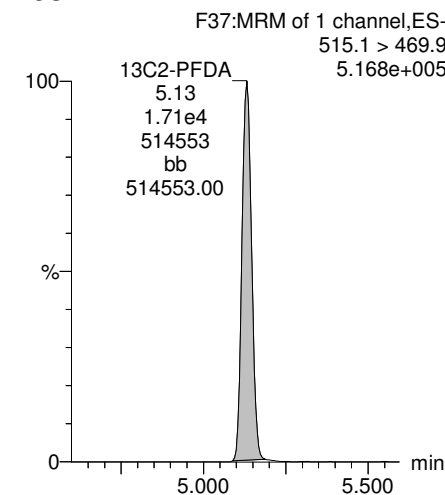
13C5-PFNA



13C8-PFOS



13C2-PFDA



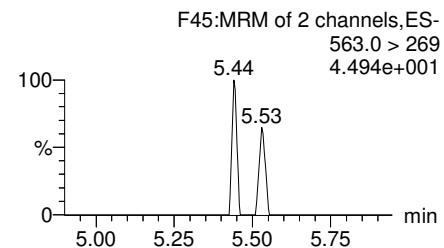
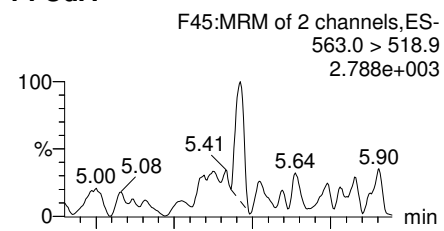
Dataset: Z:\Projects\PFAS.PRO\Results\180307M1\180307M1-74.qld

Last Altered: Saturday, March 10, 2018 12:23:55 Pacific Standard Time

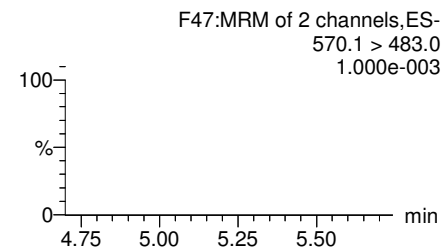
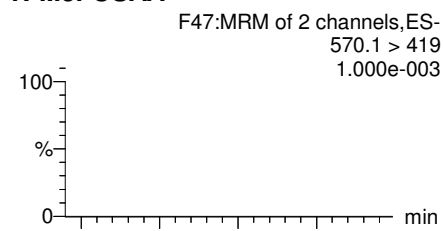
Printed: Saturday, March 10, 2018 12:24:24 Pacific Standard Time

Name: 180307M1_74, Date: 08-Mar-2018, Time: 05:58:31, ID: 1800346-05 WI-AF-SB615-0506-0218 1.2, Description: WI-AF-SB615-0506-0218

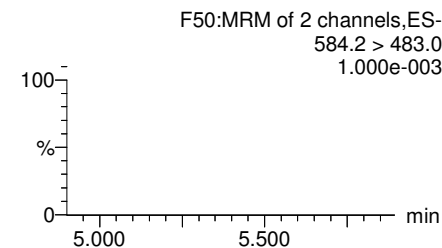
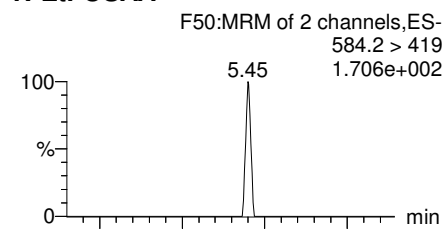
PFUdA



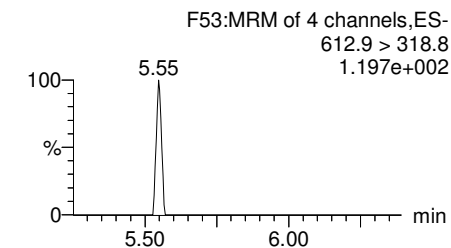
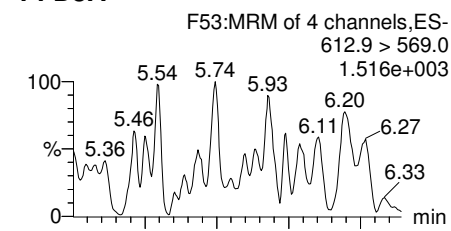
N-MeFOSAA



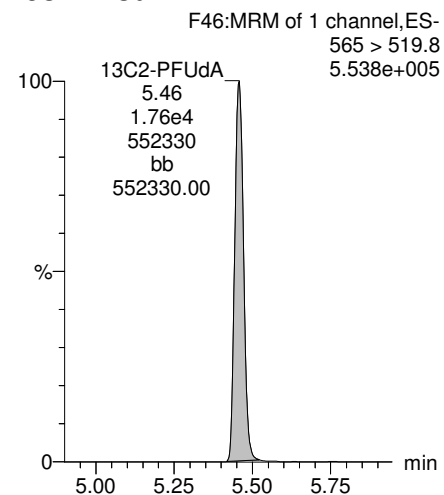
N-EtFOSAA



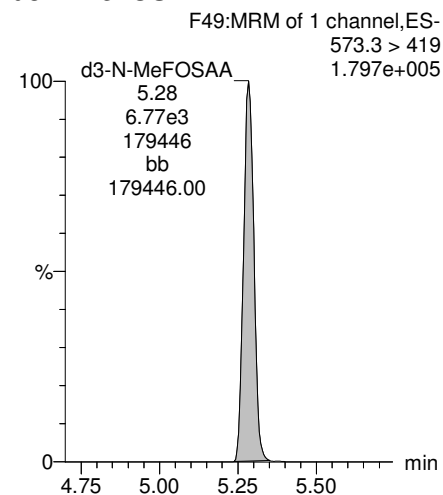
PFDoA



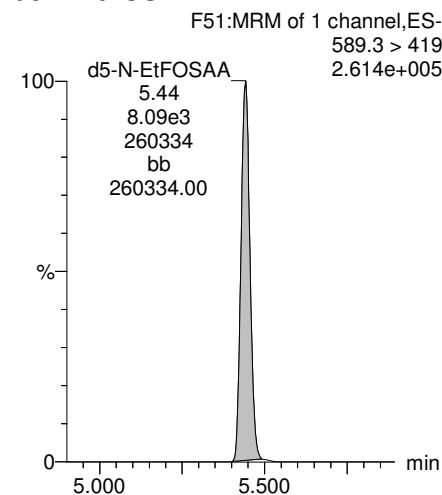
13C2-PFUdA



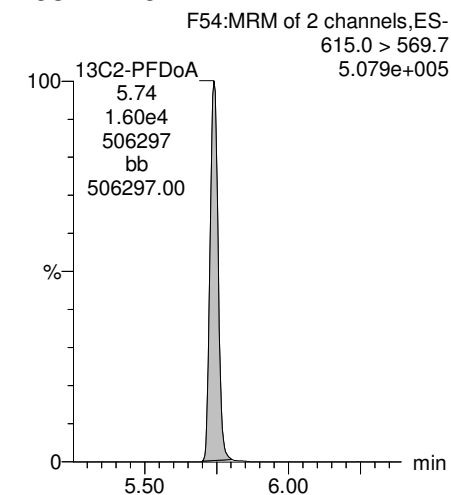
d3-N-MeFOSAA



d5-N-EtFOSAA



13C2-PFDoA


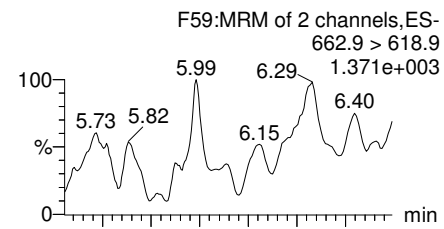


Dataset: Z:\Projects\PFAS.PRO\Results\180307M1\180307M1-74.qld

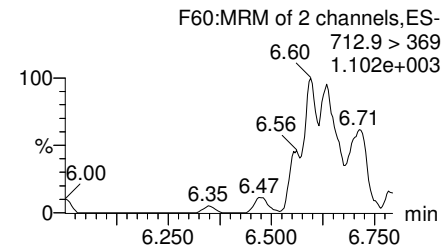
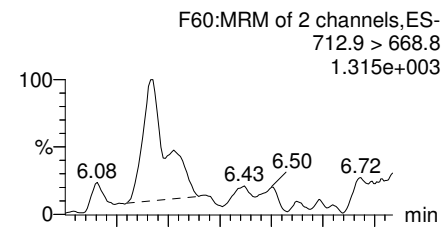
Last Altered: Saturday, March 10, 2018 12:23:55 Pacific Standard Time
Printed: Saturday, March 10, 2018 12:24:24 Pacific Standard Time

Name: 180307M1_74, Date: 08-Mar-2018, Time: 05:58:31, ID: 1800346-05 WI-AF-SB615-0506-0218 1.2, Description: WI-AF-SB615-0506-0218

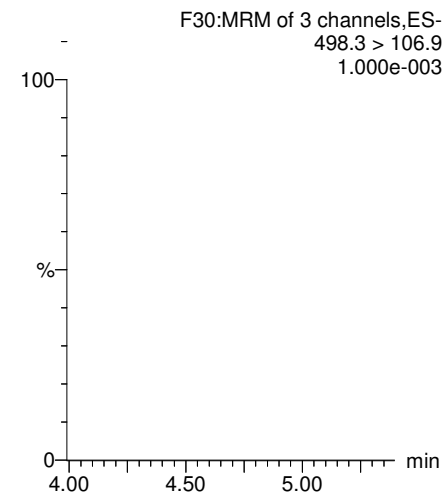
PFTrDA



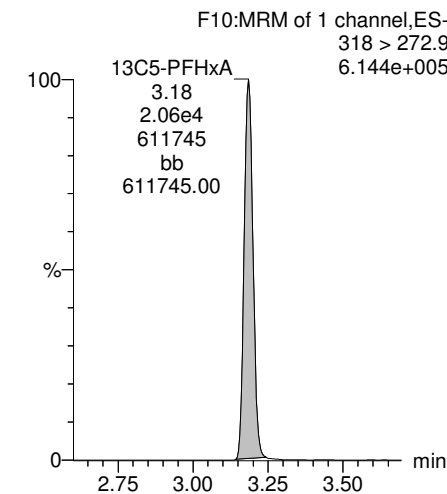
PFTeDA



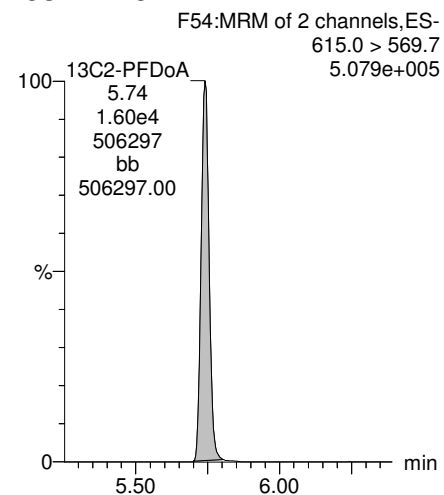
TCDA



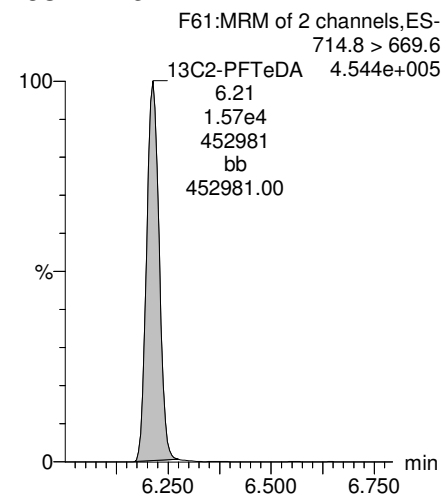
13C5-PFHxA



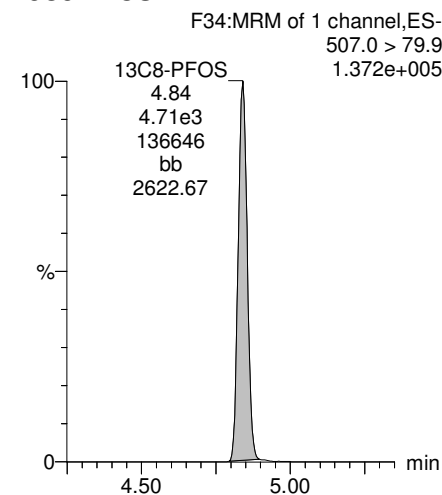
13C2-PFDoA



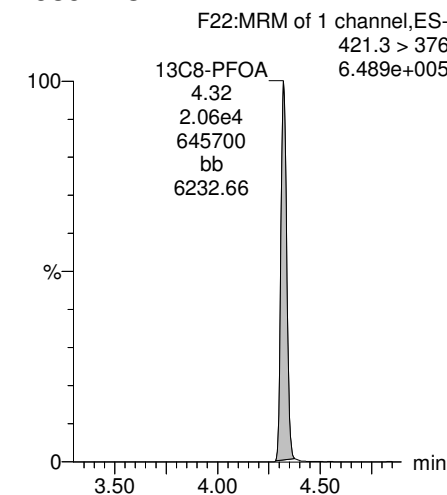
13C2-PFTeDA



13C8-PFOS



13C8-PFOA

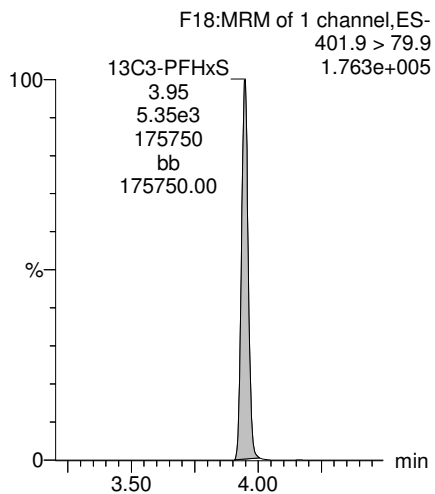


Dataset: Z:\Projects\PFAS.PRO\Results\180307M1\180307M1-74.qld

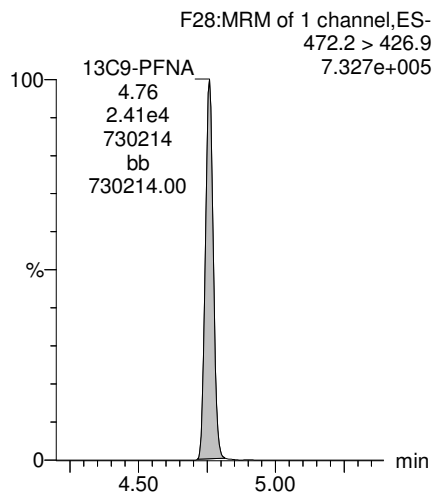
Last Altered: Saturday, March 10, 2018 12:23:55 Pacific Standard Time
Printed: Saturday, March 10, 2018 12:24:24 Pacific Standard Time

Name: 180307M1_74, Date: 08-Mar-2018, Time: 05:58:31, ID: 1800346-05 WI-AF-SB615-0506-0218 1.2, Description: WI-AF-SB615-0506-0218

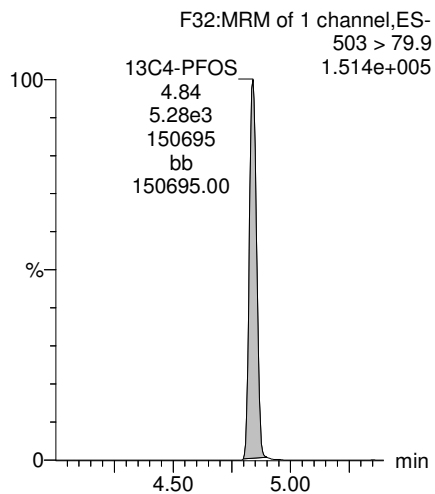
13C3-PFHxS



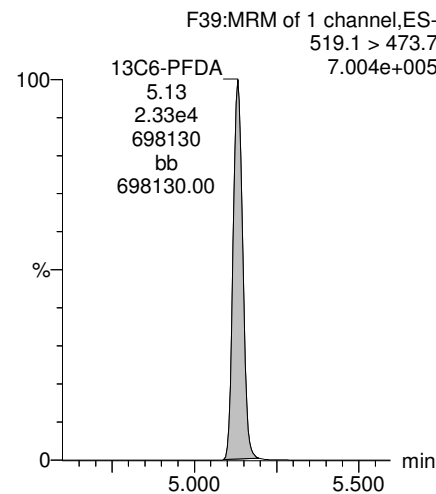
13C9-PFNA



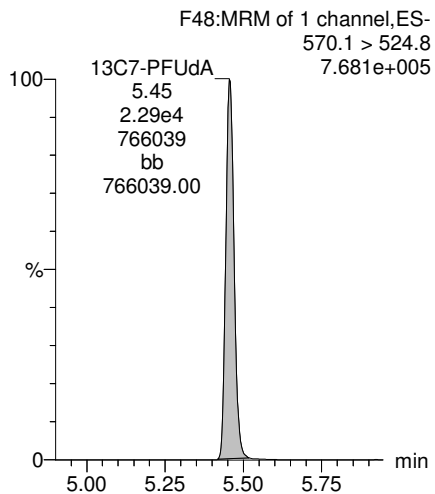
13C4-PFOS



13C6-PFDA



13C7-PFUdA



**INJECTION INTERNAL STANDARD (IIS) AREAS,
INSTRUMENT BLANKS (IB)
AND
CONTINUING CALIBRATION VERIFICATIONS (CCV)**

Dataset: Untitled

Last Altered: Thursday, March 08, 2018 14:25:57 Pacific Standard Time

Printed: Thursday, March 08, 2018 14:49:35 Pacific Standard Time

Method: F:\Projects\PFAS.PRO\MethDB\PFAS_RS-2-5-18.mdb 06 Feb 2018 10:46:28
Calibration: 08 Mar 2018 14:25:57

Name: 180307M1_11, Date: 07-Mar-2018, Time: 17:55:11, ID: ST180307M1-6 PFC CS3 18C0607, Description: PFC CS3 18C0607

	# Name	ID	Area	%Rec	Area Out
1	1 13C4-PFBA	ST180307M1-6 PFC CS3 18C0607	1.40e4	100.0	NO
2	2 13C5-PFHxA	ST180307M1-6 PFC CS3 18C0607	3.06e4	100.0	NO
3	3 13C3-PFHxS	ST180307M1-6 PFC CS3 18C0607	6.44e3	100.0	NO
4	4 13C8-PFOA	ST180307M1-6 PFC CS3 18C0607	3.00e4	100.0	NO
5	5 13C9-PFNA	ST180307M1-6 PFC CS3 18C0607	2.82e4	100.0	NO
6	6 13C4-PFOS	ST180307M1-6 PFC CS3 18C0607	6.86e3	100.0	NO
7	7 13C6-PFDA	ST180307M1-6 PFC CS3 18C0607	3.37e4	100.0	NO
8	8 13C7-PFUDa	ST180307M1-6 PFC CS3 18C0607	3.32e4	100.0	NO

Name: 180307M1_12, Date: 07-Mar-2018, Time: 18:06:41, ID: ST180307M1-7 PFC CS4 18C0608, Description: PFC CS4 18C0608

	# Name	ID	Area	%Rec	Area Out
1	1 13C4-PFBA	ST180307M1-7 PFC CS4 18C0608	1.39e4	99.3	NO
2	2 13C5-PFHxA	ST180307M1-7 PFC CS4 18C0608	2.95e4	96.2	NO
3	3 13C3-PFHxS	ST180307M1-7 PFC CS4 18C0608	5.60e3	86.9	NO
4	4 13C8-PFOA	ST180307M1-7 PFC CS4 18C0608	2.92e4	97.1	NO
5	5 13C9-PFNA	ST180307M1-7 PFC CS4 18C0608	3.03e4	107.1	NO
6	6 13C4-PFOS	ST180307M1-7 PFC CS4 18C0608	6.63e3	96.6	NO
7	7 13C6-PFDA	ST180307M1-7 PFC CS4 18C0608	3.08e4	91.4	NO
8	8 13C7-PFUDa	ST180307M1-7 PFC CS4 18C0608	3.11e4	93.6	NO

Name: 180307M1_13, Date: 07-Mar-2018, Time: 18:18:12, ID: ST180307M1-8 PFC CS5 18C0609, Description: PFC CS5 18C0609

	# Name	ID	Area	%Rec	Area Out
1	1 13C4-PFBA	ST180307M1-8 PFC CS5 18C0609	1.43e4	102.3	NO
2	2 13C5-PFHxA	ST180307M1-8 PFC CS5 18C0609	2.96e4	96.6	NO
3	3 13C3-PFHxS	ST180307M1-8 PFC CS5 18C0609	6.44e3	99.9	NO
4	4 13C8-PFOA	ST180307M1-8 PFC CS5 18C0609	2.92e4	97.2	NO
5	5 13C9-PFNA	ST180307M1-8 PFC CS5 18C0609	2.97e4	105.1	NO
6	6 13C4-PFOS	ST180307M1-8 PFC CS5 18C0609	5.87e3	85.5	NO
7	7 13C6-PFDA	ST180307M1-8 PFC CS5 18C0609	3.03e4	90.0	NO
8	8 13C7-PFUDa	ST180307M1-8 PFC CS5 18C0609	3.50e4	105.5	NO

Name: 180307M1_14, Date: 07-Mar-2018, Time: 18:29:40, ID: ST180307M1-9 PFC CS6 18C0610, Description: PFC CS6 18C0610

	# Name	ID	Area	%Rec	Area Out
1	1 13C4-PFBA	ST180307M1-9 PFC CS6 18C0610	1.38e4	99.0	NO
2	2 13C5-PFHxA	ST180307M1-9 PFC CS6 18C0610	2.91e4	94.9	NO
3	3 13C3-PFHxS	ST180307M1-9 PFC CS6 18C0610	5.21e3	80.9	NO
4	4 13C8-PFOA	ST180307M1-9 PFC CS6 18C0610	2.84e4	94.5	NO
5	5 13C9-PFNA	ST180307M1-9 PFC CS6 18C0610	2.96e4	104.7	NO
6	6 13C4-PFOS	ST180307M1-9 PFC CS6 18C0610	5.73e3	83.5	NO
7	7 13C6-PFDA	ST180307M1-9 PFC CS6 18C0610	3.14e4	93.2	NO
8	8 13C7-PFUDa	ST180307M1-9 PFC CS6 18C0610	2.74e4	82.6	NO

Dataset: Untitled

Last Altered: Thursday, March 08, 2018 14:25:57 Pacific Standard Time

Printed: Thursday, March 08, 2018 14:49:35 Pacific Standard Time

Name: 180307M1_15, Date: 07-Mar-2018, Time: 18:41:09, ID: ST180307M1-10 PFC CS7 18C0611, Description: PFC CS7 18C0611

	# Name	ID	Area	%Rec	Area Out
1	1 13C4-PFBA	ST180307M1-10 PFC CS7 18C0611	1.48e4	106.2	NO
2	2 13C5-PFHxA	ST180307M1-10 PFC CS7 18C0611	2.65e4	86.4	NO
3	3 13C3-PFHxS	ST180307M1-10 PFC CS7 18C0611	4.78e3	74.2	NO
4	4 13C8-PFOA	ST180307M1-10 PFC CS7 18C0611	2.56e4	85.4	NO
5	5 13C9-PFNA	ST180307M1-10 PFC CS7 18C0611	2.64e4	93.4	NO
6	6 13C4-PFOS	ST180307M1-10 PFC CS7 18C0611	5.73e3	83.5	NO
7	7 13C6-PFDA	ST180307M1-10 PFC CS7 18C0611	2.78e4	82.4	NO
8	8 13C7-PFUDa	ST180307M1-10 PFC CS7 18C0611	3.02e4	91.0	NO

Name: 180307M1_16, Date: 07-Mar-2018, Time: 18:52:38, ID: IPA, Description: IPA

	# Name	ID	Area	%Rec	Area Out
1	1 13C4-PFBA	IPA			NO
2	2 13C5-PFHxA	IPA			NO
3	3 13C3-PFHxS	IPA			NO
4	4 13C8-PFOA	IPA			NO
5	5 13C9-PFNA	IPA			NO
6	6 13C4-PFOS	IPA			NO
7	7 13C6-PFDA	IPA	8.35e0	0.0	YES
8	8 13C7-PFUDa	IPA			NO

Name: 180307M1_17, Date: 07-Mar-2018, Time: 19:04:07, ID: ICV180307M1-1 PFC ICV 18C0601, Description: PFC ICV 18C0601

	# Name	ID	Area	%Rec	Area Out
1	1 13C4-PFBA	ICV180307M1-1 PFC ICV 18C0601	1.55e4	111.2	NO
2	2 13C5-PFHxA	ICV180307M1-1 PFC ICV 18C0601	3.13e4	102.3	NO
3	3 13C3-PFHxS	ICV180307M1-1 PFC ICV 18C0601	6.80e3	105.5	NO
4	4 13C8-PFOA	ICV180307M1-1 PFC ICV 18C0601	2.48e4	82.7	NO
5	5 13C9-PFNA	ICV180307M1-1 PFC ICV 18C0601	3.40e4	120.4	NO
6	6 13C4-PFOS	ICV180307M1-1 PFC ICV 18C0601	6.57e3	95.7	NO
7	7 13C6-PFDA	ICV180307M1-1 PFC ICV 18C0601	2.77e4	82.3	NO
8	8 13C7-PFUDa	ICV180307M1-1 PFC ICV 18C0601	3.53e4	106.4	NO

Name: 180307M1_18, Date: 07-Mar-2018, Time: 19:15:34, ID: IPA, Description: IPA

	# Name	ID	Area	%Rec	Area Out
1	1 13C4-PFBA	IPA			NO
2	2 13C5-PFHxA	IPA			NO
3	3 13C3-PFHxS	IPA			NO
4	4 13C8-PFOA	IPA			NO
5	5 13C9-PFNA	IPA			NO
6	6 13C4-PFOS	IPA			NO
7	7 13C6-PFDA	IPA			NO
8	8 13C7-PFUDa	IPA			NO

Dataset: Untitled

Last Altered: Thursday, March 08, 2018 14:25:57 Pacific Standard Time

Printed: Thursday, March 08, 2018 14:49:35 Pacific Standard Time

Name: 180307M1_19, Date: 07-Mar-2018, Time: 19:27:06, ID: 1800342-15 WI-AF-FB01-021718 0.11145, Description: WI-AF-FB01-021718

#	Name	ID	Area	%Rec	Area Out
1	1 13C4-PFBA	1800342-15 WI-AF-FB01-021718 0.11145	1.41e4	101.1	NO
2	2 13C5-PFHxA	1800342-15 WI-AF-FB01-021718 0.11145	2.21e4	72.2	NO
3	3 13C3-PFHxS	1800342-15 WI-AF-FB01-021718 0.11145	4.95e3	76.9	NO
4	4 13C8-PFOA	1800342-15 WI-AF-FB01-021718 0.11145	1.94e4	64.6	NO
5	5 13C9-PFNA	1800342-15 WI-AF-FB01-021718 0.11145	2.32e4	82.0	NO
6	6 13C4-PFOS	1800342-15 WI-AF-FB01-021718 0.11145	4.62e3	67.3	NO
7	7 13C6-PFDA	1800342-15 WI-AF-FB01-021718 0.11145	2.25e4	66.7	NO
8	8 13C7-PFUdA	1800342-15 WI-AF-FB01-021718 0.11145	2.99e4	90.0	NO

Name: 180307M1_20, Date: 07-Mar-2018, Time: 19:38:30, ID: B8B0147-BS1 OPR 0.25, Description: OPR

#	Name	ID	Area	%Rec	Area Out
1	1 13C4-PFBA	B8B0147-BS1 OPR 0.25	2.98e4	213.5	YES
2	2 13C5-PFHxA	B8B0147-BS1 OPR 0.25	4.62e4	150.8	YES
3	3 13C3-PFHxS	B8B0147-BS1 OPR 0.25	1.04e4	161.0	YES
4	4 13C8-PFOA	B8B0147-BS1 OPR 0.25	4.88e4	162.4	YES
5	5 13C9-PFNA	B8B0147-BS1 OPR 0.25	5.46e4	193.1	YES
6	6 13C4-PFOS	B8B0147-BS1 OPR 0.25	1.11e4	161.6	YES
7	7 13C6-PFDA	B8B0147-BS1 OPR 0.25	5.19e4	153.9	YES
8	8 13C7-PFUdA	B8B0147-BS1 OPR 0.25	5.09e4	153.4	YES

Name: 180307M1_21, Date: 07-Mar-2018, Time: 19:49:57, ID: B8B0147-BLK1 Method Blank 0.25, Description: Method Blank

#	Name	ID	Area	%Rec	Area Out
1	1 13C4-PFBA	B8B0147-BLK1 Method Blank 0.25	2.51e4	179.8	YES
2	2 13C5-PFHxA	B8B0147-BLK1 Method Blank 0.25	3.58e4	117.0	NO
3	3 13C3-PFHxS	B8B0147-BLK1 Method Blank 0.25	8.02e3	124.5	NO
4	4 13C8-PFOA	B8B0147-BLK1 Method Blank 0.25	3.69e4	122.9	NO
5	5 13C9-PFNA	B8B0147-BLK1 Method Blank 0.25	3.81e4	135.0	NO
6	6 13C4-PFOS	B8B0147-BLK1 Method Blank 0.25	8.71e3	126.8	NO
7	7 13C6-PFDA	B8B0147-BLK1 Method Blank 0.25	3.76e4	111.4	NO
8	8 13C7-PFUdA	B8B0147-BLK1 Method Blank 0.25	4.31e4	129.7	NO

Name: 180307M1_22, Date: 07-Mar-2018, Time: 20:01:28, ID: B8B0147-MS1 Matrix Spike 0.25376, Description: Matrix Spike

#	Name	ID	Area	%Rec	Area Out
1	1 13C4-PFBA	B8B0147-MS1 Matrix Spike 0.25376	2.73e4	195.2	YES
2	2 13C5-PFHxA	B8B0147-MS1 Matrix Spike 0.25376	4.16e4	135.7	NO
3	3 13C3-PFHxS	B8B0147-MS1 Matrix Spike 0.25376	9.00e3	139.6	NO
4	4 13C8-PFOA	B8B0147-MS1 Matrix Spike 0.25376	4.07e4	135.6	NO
5	5 13C9-PFNA	B8B0147-MS1 Matrix Spike 0.25376	4.49e4	159.0	YES
6	6 13C4-PFOS	B8B0147-MS1 Matrix Spike 0.25376	1.03e4	149.9	NO
7	7 13C6-PFDA	B8B0147-MS1 Matrix Spike 0.25376	3.94e4	116.9	NO
8	8 13C7-PFUdA	B8B0147-MS1 Matrix Spike 0.25376	4.63e4	139.3	NO

Dataset: Untitled

Last Altered: Thursday, March 08, 2018 14:25:57 Pacific Standard Time

Printed: Thursday, March 08, 2018 14:49:35 Pacific Standard Time

Name: 180307M1_23, Date: 07-Mar-2018, Time: 20:12:55, ID: B8B0147-MSD1 Matrix Spike Dup 0.25664, Description: Matrix Spike Dup

	#	Name	ID	Area	%Rec	Area Out
1	1	13C4-PFBA	B8B0147-MSD1 Matrix Spike Dup 0.256...	2.17e4	155.6	YES
2	2	13C5-PFHxA	B8B0147-MSD1 Matrix Spike Dup 0.256...	3.37e4	110.0	NO
3	3	13C3-PFHxS	B8B0147-MSD1 Matrix Spike Dup 0.256...	6.64e3	103.0	NO
4	4	13C8-PFOA	B8B0147-MSD1 Matrix Spike Dup 0.256...	3.05e4	101.7	NO
5	5	13C9-PFNA	B8B0147-MSD1 Matrix Spike Dup 0.256...	2.84e4	100.6	NO
6	6	13C4-PFOS	B8B0147-MSD1 Matrix Spike Dup 0.256...	7.55e3	110.0	NO
7	7	13C6-PFDA	B8B0147-MSD1 Matrix Spike Dup 0.256...	3.20e4	95.1	NO
8	8	13C7-PFUDa	B8B0147-MSD1 Matrix Spike Dup 0.256...	3.50e4	105.3	NO

Name: 180307M1_24, Date: 07-Mar-2018, Time: 20:24:24, ID: 1800284-16RE1 OF-RW31-0218 0.11777, Description: OF-RW31-0218

	#	Name	ID	Area	%Rec	Area Out
1	1	13C4-PFBA	1800284-16RE1 OF-RW31-0218 0.11777	1.55e4	111.0	NO
2	2	13C5-PFHxA	1800284-16RE1 OF-RW31-0218 0.11777	2.54e4	82.9	NO
3	3	13C3-PFHxS	1800284-16RE1 OF-RW31-0218 0.11777	8.56e3	132.9	NO
4	4	13C8-PFOA	1800284-16RE1 OF-RW31-0218 0.11777	2.28e4	76.0	NO
5	5	13C9-PFNA	1800284-16RE1 OF-RW31-0218 0.11777	3.16e4	111.7	NO
6	6	13C4-PFOS	1800284-16RE1 OF-RW31-0218 0.11777	8.83e3	128.7	NO
7	7	13C6-PFDA	1800284-16RE1 OF-RW31-0218 0.11777	3.26e4	96.8	NO
8	8	13C7-PFUDa	1800284-16RE1 OF-RW31-0218 0.11777	3.75e4	113.0	NO

Name: 180307M1_25, Date: 07-Mar-2018, Time: 20:35:50, ID: 1800328-01 RS 1 0.11484, Description: RS 1

	#	Name	ID	Area	%Rec	Area Out
1	1	13C4-PFBA	1800328-01 RS 1 0.11484	2.48e4	177.6	YES
2	2	13C5-PFHxA	1800328-01 RS 1 0.11484	3.76e4	122.7	NO
3	3	13C3-PFHxS	1800328-01 RS 1 0.11484	8.12e3	125.9	NO
4	4	13C8-PFOA	1800328-01 RS 1 0.11484	3.66e4	121.9	NO
5	5	13C9-PFNA	1800328-01 RS 1 0.11484	4.54e4	160.6	YES
6	6	13C4-PFOS	1800328-01 RS 1 0.11484	9.01e3	131.2	NO
7	7	13C6-PFDA	1800328-01 RS 1 0.11484	4.04e4	119.8	NO
8	8	13C7-PFUDa	1800328-01 RS 1 0.11484	4.27e4	128.5	NO

Name: 180307M1_26, Date: 07-Mar-2018, Time: 20:47:20, ID: 1800330-01 MW-3 0.1111, Description: MW-3

	#	Name	ID	Area	%Rec	Area Out
1	1	13C4-PFBA	1800330-01 MW-3 0.1111	2.61e4	186.8	YES
2	2	13C5-PFHxA	1800330-01 MW-3 0.1111	3.71e4	121.1	NO
3	3	13C3-PFHxS	1800330-01 MW-3 0.1111	8.52e3	132.3	NO
4	4	13C8-PFOA	1800330-01 MW-3 0.1111	3.79e4	126.1	NO
5	5	13C9-PFNA	1800330-01 MW-3 0.1111	4.23e4	149.8	NO
6	6	13C4-PFOS	1800330-01 MW-3 0.1111	8.59e3	125.1	NO
7	7	13C6-PFDA	1800330-01 MW-3 0.1111	3.69e4	109.6	NO
8	8	13C7-PFUDa	1800330-01 MW-3 0.1111	4.35e4	131.1	NO

Dataset: Untitled

Last Altered: Thursday, March 08, 2018 14:25:57 Pacific Standard Time

Printed: Thursday, March 08, 2018 14:49:35 Pacific Standard Time

Name: 180307M1_27, Date: 07-Mar-2018, Time: 20:58:50, ID: 1800335-01 IRPSite3-GW-03GW01-20180213 0.26463, Description: IRPSite3-GW-03GW01-20180213

	# Name	ID	Area	%Rec	Area Out
1	1 13C4-PFBA	1800335-01 IRPSite3-GW-03GW01-20...	2.13e4	152.5	YES
2	2 13C5-PFHxA	1800335-01 IRPSite3-GW-03GW01-20...	3.29e4	107.5	NO
3	3 13C3-PFHxS	1800335-01 IRPSite3-GW-03GW01-20...	8.20e3	127.2	NO
4	4 13C8-PFOA	1800335-01 IRPSite3-GW-03GW01-20...	2.93e4	97.6	NO
5	5 13C9-PFNA	1800335-01 IRPSite3-GW-03GW01-20...	3.79e4	134.2	NO
6	6 13C4-PFOS	1800335-01 IRPSite3-GW-03GW01-20...	8.00e3	116.6	NO
7	7 13C6-PFDA	1800335-01 IRPSite3-GW-03GW01-20...	3.67e4	109.0	NO
8	8 13C7-PFUDa	1800335-01 IRPSite3-GW-03GW01-20...	3.69e4	111.3	NO

Name: 180307M1_28, Date: 07-Mar-2018, Time: 21:10:20, ID: 1800335-02 IRPSite3-GW-03GW02-20180213 0.26126, Description: IRPSite3-GW-03GW02-20180213

	# Name	ID	Area	%Rec	Area Out
1	1 13C4-PFBA	1800335-02 IRPSite3-GW-03GW02-20...	2.91e4	208.0	YES
2	2 13C5-PFHxA	1800335-02 IRPSite3-GW-03GW02-20...	4.12e4	134.5	NO
3	3 13C3-PFHxS	1800335-02 IRPSite3-GW-03GW02-20...	9.41e3	146.0	NO
4	4 13C8-PFOA	1800335-02 IRPSite3-GW-03GW02-20...	4.04e4	134.4	NO
5	5 13C9-PFNA	1800335-02 IRPSite3-GW-03GW02-20...	4.65e4	164.7	YES
6	6 13C4-PFOS	1800335-02 IRPSite3-GW-03GW02-20...	8.83e3	128.7	NO
7	7 13C6-PFDA	1800335-02 IRPSite3-GW-03GW02-20...	4.55e4	135.0	NO
8	8 13C7-PFUDa	1800335-02 IRPSite3-GW-03GW02-20...	5.68e4	171.0	YES

Name: 180307M1_29, Date: 07-Mar-2018, Time: 21:21:49, ID: 1800335-03 IRPSite3-GW-03GW03-20180213 0.25846, Description: IRPSite3-GW-03GW03-20180213

	# Name	ID	Area	%Rec	Area Out
1	1 13C4-PFBA	1800335-03 IRPSite3-GW-03GW03-20...	2.76e4	197.3	YES
2	2 13C5-PFHxA	1800335-03 IRPSite3-GW-03GW03-20...	3.79e4	123.7	NO
3	3 13C3-PFHxS	1800335-03 IRPSite3-GW-03GW03-20...	8.60e3	133.5	NO
4	4 13C8-PFOA	1800335-03 IRPSite3-GW-03GW03-20...	3.42e4	113.9	NO
5	5 13C9-PFNA	1800335-03 IRPSite3-GW-03GW03-20...	4.59e4	162.6	YES
6	6 13C4-PFOS	1800335-03 IRPSite3-GW-03GW03-20...	9.14e3	133.1	NO
7	7 13C6-PFDA	1800335-03 IRPSite3-GW-03GW03-20...	3.73e4	110.8	NO
8	8 13C7-PFUDa	1800335-03 IRPSite3-GW-03GW03-20...	4.29e4	129.3	NO

Name: 180307M1_30, Date: 07-Mar-2018, Time: 21:33:19, ID: 1800335-04 IRPSite3-GW-DUP01-20180213 0.25753, Description: IRPSite3-GW-DUP01-20180213

	# Name	ID	Area	%Rec	Area Out
1	1 13C4-PFBA	1800335-04 IRPSite3-GW-DUP01-2018...	2.43e4	173.6	YES
2	2 13C5-PFHxA	1800335-04 IRPSite3-GW-DUP01-2018...	3.71e4	121.2	NO
3	3 13C3-PFHxS	1800335-04 IRPSite3-GW-DUP01-2018...	7.57e3	117.4	NO
4	4 13C8-PFOA	1800335-04 IRPSite3-GW-DUP01-2018...	3.83e4	127.7	NO
5	5 13C9-PFNA	1800335-04 IRPSite3-GW-DUP01-2018...	3.52e4	124.8	NO
6	6 13C4-PFOS	1800335-04 IRPSite3-GW-DUP01-2018...	9.01e3	131.3	NO
7	7 13C6-PFDA	1800335-04 IRPSite3-GW-DUP01-2018...	3.81e4	113.1	NO
8	8 13C7-PFUDa	1800335-04 IRPSite3-GW-DUP01-2018...	4.03e4	121.3	NO

Dataset: Untitled

Last Altered: Thursday, March 08, 2018 14:25:57 Pacific Standard Time

Printed: Thursday, March 08, 2018 14:49:35 Pacific Standard Time

Name: 180307M1_31, Date: 07-Mar-2018, Time: 21:44:46, ID: 1800335-05 IRPSite3-GW-EB01-20180213 0.26186,
Description: IRPSite3-GW-EB01-20180213

	# Name	ID	Area	%Rec	Area Out
1	1 13C4-PFBA	1800335-05 IRPSite3-GW-EB01-20180...	2.19e4	156.5	YES
2	2 13C5-PFHxA	1800335-05 IRPSite3-GW-EB01-20180...	3.28e4	107.0	NO
3	3 13C3-PFHxS	1800335-05 IRPSite3-GW-EB01-20180...	7.40e3	114.8	NO
4	4 13C8-PFOA	1800335-05 IRPSite3-GW-EB01-20180...	3.13e4	104.2	NO
5	5 13C9-PFNA	1800335-05 IRPSite3-GW-EB01-20180...	3.29e4	116.4	NO
6	6 13C4-PFOS	1800335-05 IRPSite3-GW-EB01-20180...	8.21e3	119.6	NO
7	7 13C6-PFDA	1800335-05 IRPSite3-GW-EB01-20180...	3.93e4	116.5	NO
8	8 13C7-PFUDa	1800335-05 IRPSite3-GW-EB01-20180...	4.30e4	129.5	NO

Name: 180307M1_32, Date: 07-Mar-2018, Time: 21:56:15, ID: 1800335-06 IRPSite3-GW-FRB01-20180213 0.25863,
Description: IRPSite3-GW-FRB01-20180213

	# Name	ID	Area	%Rec	Area Out
1	1 13C4-PFBA	1800335-06 IRPSite3-GW-FRB01-2018...	2.69e4	192.7	YES
2	2 13C5-PFHxA	1800335-06 IRPSite3-GW-FRB01-2018...	4.38e4	142.9	NO
3	3 13C3-PFHxS	1800335-06 IRPSite3-GW-FRB01-2018...	8.01e3	124.4	NO
4	4 13C8-PFOA	1800335-06 IRPSite3-GW-FRB01-2018...	3.88e4	129.3	NO
5	5 13C9-PFNA	1800335-06 IRPSite3-GW-FRB01-2018...	4.71e4	166.6	YES
6	6 13C4-PFOS	1800335-06 IRPSite3-GW-FRB01-2018...	9.93e3	144.6	NO
7	7 13C6-PFDA	1800335-06 IRPSite3-GW-FRB01-2018...	4.04e4	119.7	NO
8	8 13C7-PFUDa	1800335-06 IRPSite3-GW-FRB01-2018...	4.99e4	150.2	YES

Name: 180307M1_33, Date: 07-Mar-2018, Time: 22:07:45, ID: 1800335-07 IRPSite3-GW-SWB01-20180213 0.26489,
Description: IRPSite3-GW-SWB01-20180213

	# Name	ID	Area	%Rec	Area Out
1	1 13C4-PFBA	1800335-07 IRPSite3-GW-SWB01-201...	2.22e4	159.1	YES
2	2 13C5-PFHxA	1800335-07 IRPSite3-GW-SWB01-201...	3.47e4	113.3	NO
3	3 13C3-PFHxS	1800335-07 IRPSite3-GW-SWB01-201...	7.03e3	109.2	NO
4	4 13C8-PFOA	1800335-07 IRPSite3-GW-SWB01-201...	3.20e4	106.6	NO
5	5 13C9-PFNA	1800335-07 IRPSite3-GW-SWB01-201...	3.59e4	126.9	NO
6	6 13C4-PFOS	1800335-07 IRPSite3-GW-SWB01-201...	6.53e3	95.1	NO
7	7 13C6-PFDA	1800335-07 IRPSite3-GW-SWB01-201...	3.14e4	93.2	NO
8	8 13C7-PFUDa	1800335-07 IRPSite3-GW-SWB01-201...	3.75e4	113.0	NO

Name: 180307M1_34, Date: 07-Mar-2018, Time: 22:19:15, ID: 1800343-01 YMCA Maintenance Bldg 0.25915,
Description: YMCA Maintenance Bldg

	# Name	ID	Area	%Rec	Area Out
1	1 13C4-PFBA	1800343-01 YMCA Maintenance Bldg 0....	1.84e4	131.8	NO
2	2 13C5-PFHxA	1800343-01 YMCA Maintenance Bldg 0....	2.87e4	93.7	NO
3	3 13C3-PFHxS	1800343-01 YMCA Maintenance Bldg 0....	5.95e3	92.4	NO
4	4 13C8-PFOA	1800343-01 YMCA Maintenance Bldg 0....	2.54e4	84.6	NO
5	5 13C9-PFNA	1800343-01 YMCA Maintenance Bldg 0....	2.90e4	102.5	NO
6	6 13C4-PFOS	1800343-01 YMCA Maintenance Bldg 0....	6.53e3	95.1	NO
7	7 13C6-PFDA	1800343-01 YMCA Maintenance Bldg 0....	2.93e4	87.0	NO
8	8 13C7-PFUDa	1800343-01 YMCA Maintenance Bldg 0....	3.50e4	105.3	NO

Dataset: Untitled

Last Altered: Thursday, March 08, 2018 14:25:57 Pacific Standard Time

Printed: Thursday, March 08, 2018 14:49:35 Pacific Standard Time

Name: 180307M1_35, Date: 07-Mar-2018, Time: 22:30:42, ID: 1800343-02 YMCA Residence 0.26136, Description: YMCA Residence

	# Name	ID	Area	%Rec	Area Out
1	1 13C4-PFBA	1800343-02 YMCA Residence 0.26136	2.41e4	172.7	YES
2	2 13C5-PFHxA	1800343-02 YMCA Residence 0.26136	3.70e4	120.7	NO
3	3 13C3-PFHxS	1800343-02 YMCA Residence 0.26136	8.15e3	126.5	NO
4	4 13C8-PFOA	1800343-02 YMCA Residence 0.26136	3.49e4	116.2	NO
5	5 13C9-PFNA	1800343-02 YMCA Residence 0.26136	3.24e4	114.8	NO
6	6 13C4-PFOS	1800343-02 YMCA Residence 0.26136	9.67e3	140.9	NO
7	7 13C6-PFDA	1800343-02 YMCA Residence 0.26136	3.00e4	89.1	NO
8	8 13C7-PFUDa	1800343-02 YMCA Residence 0.26136	4.31e4	129.8	NO

Name: 180307M1_36, Date: 07-Mar-2018, Time: 22:42:11, ID: IPA, Description: IPA

	# Name	ID	Area	%Rec	Area Out
1	1 13C4-PFBA	IPA			NO
2	2 13C5-PFHxA	IPA			NO
3	3 13C3-PFHxS	IPA			NO
4	4 13C8-PFOA	IPA			NO
5	5 13C9-PFNA	IPA			NO
6	6 13C4-PFOS	IPA			NO
7	7 13C6-PFDA	IPA			NO
8	8 13C7-PFUDa	IPA			NO

Name: 180307M1_37, Date: 07-Mar-2018, Time: 22:53:40, ID: ST180307M1-11 PFC CS3 18B2317, Description: PFC CS3 18B2317

	# Name	ID	Area	%Rec	Area Out
1	1 13C4-PFBA	ST180307M1-11 PFC CS3 18B2317	1.55e4	111.2	NO
2	2 13C5-PFHxA	ST180307M1-11 PFC CS3 18B2317	3.16e4	103.3	NO
3	3 13C3-PFHxS	ST180307M1-11 PFC CS3 18B2317	6.69e3	103.8	NO
4	4 13C8-PFOA	ST180307M1-11 PFC CS3 18B2317	3.18e4	105.9	NO
5	5 13C9-PFNA	ST180307M1-11 PFC CS3 18B2317	3.76e4	133.2	NO
6	6 13C4-PFOS	ST180307M1-11 PFC CS3 18B2317	6.65e3	96.9	NO
7	7 13C6-PFDA	ST180307M1-11 PFC CS3 18B2317	3.15e4	93.6	NO
8	8 13C7-PFUDa	ST180307M1-11 PFC CS3 18B2317	3.60e4	108.3	NO

Name: 180307M1_38, Date: 07-Mar-2018, Time: 23:05:10, ID: IPA, Description: IPA

	# Name	ID	Area	%Rec	Area Out
1	1 13C4-PFBA	IPA			NO
2	2 13C5-PFHxA	IPA			NO
3	3 13C3-PFHxS	IPA			NO
4	4 13C8-PFOA	IPA	7.05e0	0.0	YES
5	5 13C9-PFNA	IPA			NO
6	6 13C4-PFOS	IPA			NO
7	7 13C6-PFDA	IPA	8.07e0	0.0	YES
8	8 13C7-PFUDa	IPA			NO

Dataset: Untitled

Last Altered: Thursday, March 08, 2018 14:25:57 Pacific Standard Time

Printed: Thursday, March 08, 2018 14:49:35 Pacific Standard Time

Name: 180307M1_39, Date: 07-Mar-2018, Time: 23:16:40, ID: 1800346-01 WI-AF-SB-FB01-021418 0.11713, Description: WI-AF-SB-FB01-021418

	# Name	ID	Area	%Rec	Area Out
1	1 13C4-PFBA	1800346-01 WI-AF-SB-FB01-021418 0....	2.21e4	158.2	YES
2	2 13C5-PFHxA	1800346-01 WI-AF-SB-FB01-021418 0....	3.02e4	98.6	NO
3	3 13C3-PFHxS	1800346-01 WI-AF-SB-FB01-021418 0....	6.87e3	106.6	NO
4	4 13C8-PFOA	1800346-01 WI-AF-SB-FB01-021418 0....	3.30e4	109.9	NO
5	5 13C9-PFNA	1800346-01 WI-AF-SB-FB01-021418 0....	3.21e4	113.5	NO
6	6 13C4-PFOS	1800346-01 WI-AF-SB-FB01-021418 0....	7.71e3	112.3	NO
7	7 13C6-PFDA	1800346-01 WI-AF-SB-FB01-021418 0....	3.45e4	102.4	NO
8	8 13C7-PFUDa	1800346-01 WI-AF-SB-FB01-021418 0....	3.48e4	104.7	NO

Name: 180307M1_40, Date: 07-Mar-2018, Time: 23:28:10, ID: 1800346-02 WI-AF-SB-FB01-021318 0.11317, Description: WI-AF-SB-FB01-021318

	# Name	ID	Area	%Rec	Area Out
1	1 13C4-PFBA	1800346-02 WI-AF-SB-FB01-021318 0....	2.29e4	164.1	YES
2	2 13C5-PFHxA	1800346-02 WI-AF-SB-FB01-021318 0....	3.39e4	110.9	NO
3	3 13C3-PFHxS	1800346-02 WI-AF-SB-FB01-021318 0....	7.90e3	122.7	NO
4	4 13C8-PFOA	1800346-02 WI-AF-SB-FB01-021318 0....	3.36e4	111.9	NO
5	5 13C9-PFNA	1800346-02 WI-AF-SB-FB01-021318 0....	3.12e4	110.5	NO
6	6 13C4-PFOS	1800346-02 WI-AF-SB-FB01-021318 0....	7.86e3	114.5	NO
7	7 13C6-PFDA	1800346-02 WI-AF-SB-FB01-021318 0....	3.74e4	111.0	NO
8	8 13C7-PFUDa	1800346-02 WI-AF-SB-FB01-021318 0....	4.04e4	121.7	NO

Name: 180307M1_41, Date: 07-Mar-2018, Time: 23:39:39, ID: B8B0157-BS1 OPR 0.25, Description: OPR

	# Name	ID	Area	%Rec	Area Out
1	1 13C4-PFBA	B8B0157-BS1 OPR 0.25	2.11e4	151.3	YES
2	2 13C5-PFHxA	B8B0157-BS1 OPR 0.25	2.93e4	95.7	NO
3	3 13C3-PFHxS	B8B0157-BS1 OPR 0.25	6.28e3	97.5	NO
4	4 13C8-PFOA	B8B0157-BS1 OPR 0.25	2.70e4	90.1	NO
5	5 13C9-PFNA	B8B0157-BS1 OPR 0.25	3.13e4	110.9	NO
6	6 13C4-PFOS	B8B0157-BS1 OPR 0.25	7.24e3	105.5	NO
7	7 13C6-PFDA	B8B0157-BS1 OPR 0.25	2.75e4	81.7	NO
8	8 13C7-PFUDa	B8B0157-BS1 OPR 0.25	3.44e4	103.6	NO

Name: 180307M1_42, Date: 07-Mar-2018, Time: 23:51:06, ID: B8B0157-BSD1 LCSD 0.25, Description: LCSD

	# Name	ID	Area	%Rec	Area Out
1	1 13C4-PFBA	B8B0157-BSD1 LCSD 0.25	1.98e4	141.4	NO
2	2 13C5-PFHxA	B8B0157-BSD1 LCSD 0.25	3.00e4	98.1	NO
3	3 13C3-PFHxS	B8B0157-BSD1 LCSD 0.25	5.84e3	90.7	NO
4	4 13C8-PFOA	B8B0157-BSD1 LCSD 0.25	3.04e4	101.3	NO
5	5 13C9-PFNA	B8B0157-BSD1 LCSD 0.25	2.96e4	104.7	NO
6	6 13C4-PFOS	B8B0157-BSD1 LCSD 0.25	6.56e3	95.6	NO
7	7 13C6-PFDA	B8B0157-BSD1 LCSD 0.25	2.84e4	84.4	NO
8	8 13C7-PFUDa	B8B0157-BSD1 LCSD 0.25	2.86e4	86.3	NO

Dataset: Untitled

Last Altered: Thursday, March 08, 2018 14:25:57 Pacific Standard Time
Printed: Thursday, March 08, 2018 14:49:35 Pacific Standard Time

Name: 180307M1_43, Date: 08-Mar-2018, Time: 00:02:34, ID: B8B0157-BLK1 Method Blank 0.25, Description: Method Blank

	# Name	ID	Area	%Rec	Area Out
1	1 13C4-PFBA	B8B0157-BLK1 Method Blank 0.25	1.96e4	140.2	NO
2	2 13C5-PFHxA	B8B0157-BLK1 Method Blank 0.25	2.93e4	95.7	NO
3	3 13C3-PFHxS	B8B0157-BLK1 Method Blank 0.25	6.12e3	95.0	NO
4	4 13C8-PFOA	B8B0157-BLK1 Method Blank 0.25	2.87e4	95.6	NO
5	5 13C9-PFNA	B8B0157-BLK1 Method Blank 0.25	3.24e4	114.8	NO
6	6 13C4-PFOS	B8B0157-BLK1 Method Blank 0.25	7.37e3	107.3	NO
7	7 13C6-PFDA	B8B0157-BLK1 Method Blank 0.25	3.10e4	92.1	NO
8	8 13C7-PFUdA	B8B0157-BLK1 Method Blank 0.25	3.15e4	95.0	NO

Name: 180307M1_44, Date: 08-Mar-2018, Time: 00:14:04, ID: 1800331-01 906A 0.12044, Description: 906A

	# Name	ID	Area	%Rec	Area Out
1	1 13C4-PFBA	1800331-01 906A 0.12044	1.69e4	120.8	NO
2	2 13C5-PFHxA	1800331-01 906A 0.12044	2.58e4	84.4	NO
3	3 13C3-PFHxS	1800331-01 906A 0.12044	5.80e3	90.0	NO
4	4 13C8-PFOA	1800331-01 906A 0.12044	2.33e4	77.4	NO
5	5 13C9-PFNA	1800331-01 906A 0.12044	2.43e4	86.1	NO
6	6 13C4-PFOS	1800331-01 906A 0.12044	5.53e3	80.6	NO
7	7 13C6-PFDA	1800331-01 906A 0.12044	2.70e4	80.2	NO
8	8 13C7-PFUdA	1800331-01 906A 0.12044	2.74e4	82.5	NO

Name: 180307M1_45, Date: 08-Mar-2018, Time: 00:25:31, ID: 1800331-02 906b 0.11572, Description: 906b

	# Name	ID	Area	%Rec	Area Out
1	1 13C4-PFBA	1800331-02 906b 0.11572	1.61e4	115.0	NO
2	2 13C5-PFHxA	1800331-02 906b 0.11572	2.30e4	75.0	NO
3	3 13C3-PFHxS	1800331-02 906b 0.11572	7.47e3	115.9	NO
4	4 13C8-PFOA	1800331-02 906b 0.11572	2.20e4	73.3	NO
5	5 13C9-PFNA	1800331-02 906b 0.11572	2.56e4	90.8	NO
6	6 13C4-PFOS	1800331-02 906b 0.11572	8.37e3	121.9	NO
7	7 13C6-PFDA	1800331-02 906b 0.11572	2.80e4	82.9	NO
8	8 13C7-PFUdA	1800331-02 906b 0.11572	3.37e4	101.6	NO

Name: 180307M1_46, Date: 08-Mar-2018, Time: 00:37:01, ID: 1800331-03 908 0.11722, Description: 908

	# Name	ID	Area	%Rec	Area Out
1	1 13C4-PFBA	1800331-03 908 0.11722	1.74e4	124.8	NO
2	2 13C5-PFHxA	1800331-03 908 0.11722	2.46e4	80.4	NO
3	3 13C3-PFHxS	1800331-03 908 0.11722	6.20e3	96.2	NO
4	4 13C8-PFOA	1800331-03 908 0.11722	2.51e4	83.5	NO
5	5 13C9-PFNA	1800331-03 908 0.11722	2.71e4	95.8	NO
6	6 13C4-PFOS	1800331-03 908 0.11722	5.51e3	80.2	NO
7	7 13C6-PFDA	1800331-03 908 0.11722	2.48e4	73.7	NO
8	8 13C7-PFUdA	1800331-03 908 0.11722	2.17e4	65.5	NO

Dataset: Untitled

Last Altered: Thursday, March 08, 2018 14:25:57 Pacific Standard Time
Printed: Thursday, March 08, 2018 14:49:35 Pacific Standard Time

Name: 180307M1_47, Date: 08-Mar-2018, Time: 00:48:30, ID: 1800331-04 911 0.11887, Description: 911

	# Name	ID	Area	%Rec	Area Out
1	1 13C4-PFBA	1800331-04 911 0.11887	1.67e4	119.4	NO
2	2 13C5-PFHxA	1800331-04 911 0.11887	2.27e4	74.2	NO
3	3 13C3-PFHxS	1800331-04 911 0.11887	6.05e3	93.8	NO
4	4 13C8-PFOA	1800331-04 911 0.11887	2.01e4	67.0	NO
5	5 13C9-PFNA	1800331-04 911 0.11887	2.49e4	88.0	NO
6	6 13C4-PFOS	1800331-04 911 0.11887	5.73e3	83.6	NO
7	7 13C6-PFDA	1800331-04 911 0.11887	2.09e4	62.1	NO
8	8 13C7-PFUDa	1800331-04 911 0.11887	2.28e4	68.7	NO

Name: 180307M1_48, Date: 08-Mar-2018, Time: 00:59:59, ID: 1800331-05 731 0.11762, Description: 731

	# Name	ID	Area	%Rec	Area Out
1	1 13C4-PFBA	1800331-05 731 0.11762	2.14e4	153.5	YES
2	2 13C5-PFHxA	1800331-05 731 0.11762	3.11e4	101.6	NO
3	3 13C3-PFHxS	1800331-05 731 0.11762	7.72e3	119.8	NO
4	4 13C8-PFOA	1800331-05 731 0.11762	2.96e4	98.5	NO
5	5 13C9-PFNA	1800331-05 731 0.11762	3.37e4	119.3	NO
6	6 13C4-PFOS	1800331-05 731 0.11762	7.68e3	112.0	NO
7	7 13C6-PFDA	1800331-05 731 0.11762	3.32e4	98.6	NO
8	8 13C7-PFUDa	1800331-05 731 0.11762	3.74e4	112.6	NO

Name: 180307M1_49, Date: 08-Mar-2018, Time: 01:11:29, ID: 1800344-01 GW4751180215RAP 0.25614, Description: GW4751180215RAP

	# Name	ID	Area	%Rec	Area Out
1	1 13C4-PFBA	1800344-01 GW4751180215RAP 0.256...	1.95e4	139.7	NO
2	2 13C5-PFHxA	1800344-01 GW4751180215RAP 0.256...	2.85e4	93.1	NO
3	3 13C3-PFHxS	1800344-01 GW4751180215RAP 0.256...	6.40e3	99.3	NO
4	4 13C8-PFOA	1800344-01 GW4751180215RAP 0.256...	2.62e4	87.4	NO
5	5 13C9-PFNA	1800344-01 GW4751180215RAP 0.256...	2.86e4	101.1	NO
6	6 13C4-PFOS	1800344-01 GW4751180215RAP 0.256...	6.02e3	87.7	NO
7	7 13C6-PFDA	1800344-01 GW4751180215RAP 0.256...	3.01e4	89.3	NO
8	8 13C7-PFUDa	1800344-01 GW4751180215RAP 0.256...	3.06e4	92.3	NO

Name: 180307M1_50, Date: 08-Mar-2018, Time: 01:22:58, ID: 1800344-02 GW5357180215RAP 0.26043, Description: GW5357180215RAP

	# Name	ID	Area	%Rec	Area Out
1	1 13C4-PFBA	1800344-02 GW5357180215RAP 0.260...	1.91e4	136.5	NO
2	2 13C5-PFHxA	1800344-02 GW5357180215RAP 0.260...	2.79e4	91.2	NO
3	3 13C3-PFHxS	1800344-02 GW5357180215RAP 0.260...	6.38e3	99.0	NO
4	4 13C8-PFOA	1800344-02 GW5357180215RAP 0.260...	2.65e4	88.2	NO
5	5 13C9-PFNA	1800344-02 GW5357180215RAP 0.260...	2.96e4	104.7	NO
6	6 13C4-PFOS	1800344-02 GW5357180215RAP 0.260...	6.11e3	89.0	NO
7	7 13C6-PFDA	1800344-02 GW5357180215RAP 0.260...	2.96e4	87.9	NO
8	8 13C7-PFUDa	1800344-02 GW5357180215RAP 0.260...	2.91e4	87.5	NO

Dataset: Untitled

Last Altered: Thursday, March 08, 2018 14:25:57 Pacific Standard Time

Printed: Thursday, March 08, 2018 14:49:35 Pacific Standard Time

Name: 180307M1_51, Date: 08-Mar-2018, Time: 01:34:28, ID: 1800344-03 GW1620180216RAP 0.26555, Description: GW1620180216RAP

	# Name	ID	Area	%Rec	Area Out
1	1 13C4-PFBA	1800344-03 GW1620180216RAP 0.265...	1.91e4	136.6	NO
2	2 13C5-PFHxA	1800344-03 GW1620180216RAP 0.265...	2.70e4	88.1	NO
3	3 13C3-PFHxS	1800344-03 GW1620180216RAP 0.265...	6.37e3	98.9	NO
4	4 13C8-PFOA	1800344-03 GW1620180216RAP 0.265...	2.77e4	92.4	NO
5	5 13C9-PFNA	1800344-03 GW1620180216RAP 0.265...	2.69e4	95.2	NO
6	6 13C4-PFOS	1800344-03 GW1620180216RAP 0.265...	6.61e3	96.3	NO
7	7 13C6-PFDA	1800344-03 GW1620180216RAP 0.265...	2.58e4	76.6	NO
8	8 13C7-PFUDa	1800344-03 GW1620180216RAP 0.265...	2.69e4	80.9	NO

Name: 180307M1_52, Date: 08-Mar-2018, Time: 01:45:58, ID: 1800344-04 GW2630180216RAP 0.26027, Description: GW2630180216RAP

	# Name	ID	Area	%Rec	Area Out
1	1 13C4-PFBA	1800344-04 GW2630180216RAP 0.260...	2.02e4	144.5	NO
2	2 13C5-PFHxA	1800344-04 GW2630180216RAP 0.260...	2.67e4	87.2	NO
3	3 13C3-PFHxS	1800344-04 GW2630180216RAP 0.260...	5.99e3	93.0	NO
4	4 13C8-PFOA	1800344-04 GW2630180216RAP 0.260...	2.69e4	89.7	NO
5	5 13C9-PFNA	1800344-04 GW2630180216RAP 0.260...	2.72e4	96.3	NO
6	6 13C4-PFOS	1800344-04 GW2630180216RAP 0.260...	7.06e3	102.8	NO
7	7 13C6-PFDA	1800344-04 GW2630180216RAP 0.260...	2.93e4	87.1	NO
8	8 13C7-PFUDa	1800344-04 GW2630180216RAP 0.260...	2.63e4	79.2	NO

Name: 180307M1_53, Date: 08-Mar-2018, Time: 01:57:28, ID: 1800344-05 GW3640180216RAP 0.26103, Description: GW3640180216RAP

	# Name	ID	Area	%Rec	Area Out
1	1 13C4-PFBA	1800344-05 GW3640180216RAP 0.261...	1.85e4	132.1	NO
2	2 13C5-PFHxA	1800344-05 GW3640180216RAP 0.261...	2.50e4	81.8	NO
3	3 13C3-PFHxS	1800344-05 GW3640180216RAP 0.261...	6.30e3	97.8	NO
4	4 13C8-PFOA	1800344-05 GW3640180216RAP 0.261...	2.78e4	92.5	NO
5	5 13C9-PFNA	1800344-05 GW3640180216RAP 0.261...	2.80e4	99.2	NO
6	6 13C4-PFOS	1800344-05 GW3640180216RAP 0.261...	5.91e3	86.2	NO
7	7 13C6-PFDA	1800344-05 GW3640180216RAP 0.261...	2.83e4	83.8	NO
8	8 13C7-PFUDa	1800344-05 GW3640180216RAP 0.261...	2.84e4	85.5	NO

Name: 180307M1_54, Date: 08-Mar-2018, Time: 02:08:54, ID: 1800353-01 WI-AF-N2-5-0218 0.11121, Description: WI-AF-N2-5-0218

	# Name	ID	Area	%Rec	Area Out
1	1 13C4-PFBA	1800353-01 WI-AF-N2-5-0218 0.11121	2.45e4	175.3	YES
2	2 13C5-PFHxA	1800353-01 WI-AF-N2-5-0218 0.11121	3.51e4	114.7	NO
3	3 13C3-PFHxS	1800353-01 WI-AF-N2-5-0218 0.11121	6.76e3	104.9	NO
4	4 13C8-PFOA	1800353-01 WI-AF-N2-5-0218 0.11121	3.35e4	111.4	NO
5	5 13C9-PFNA	1800353-01 WI-AF-N2-5-0218 0.11121	3.79e4	134.1	NO
6	6 13C4-PFOS	1800353-01 WI-AF-N2-5-0218 0.11121	4.79e3	69.7	NO
7	7 13C6-PFDA	1800353-01 WI-AF-N2-5-0218 0.11121	3.60e4	106.9	NO
8	8 13C7-PFUDa	1800353-01 WI-AF-N2-5-0218 0.11121	3.62e4	109.0	NO

Dataset: Untitled

Last Altered: Thursday, March 08, 2018 14:25:57 Pacific Standard Time
Printed: Thursday, March 08, 2018 14:49:35 Pacific Standard Time

Name: 180307M1_55, Date: 08-Mar-2018, Time: 02:20:25, ID: 1800353-02 WI-AF-FB01-022018 0.11958, Description: WI-AF-FB01-022018

	# Name	ID	Area	%Rec	Area Out
1	1 13C4-PFBA	1800353-02 WI-AF-FB01-022018 0.119...	2.00e4	143.4	NO
2	2 13C5-PFHxA	1800353-02 WI-AF-FB01-022018 0.119...	3.16e4	103.3	NO
3	3 13C3-PFHxS	1800353-02 WI-AF-FB01-022018 0.119...	6.02e3	93.4	NO
4	4 13C8-PFOA	1800353-02 WI-AF-FB01-022018 0.119...	2.86e4	95.3	NO
5	5 13C9-PFNA	1800353-02 WI-AF-FB01-022018 0.119...	3.16e4	111.9	NO
6	6 13C4-PFOS	1800353-02 WI-AF-FB01-022018 0.119...	6.29e3	91.6	NO
7	7 13C6-PFDA	1800353-02 WI-AF-FB01-022018 0.119...	3.12e4	92.4	NO
8	8 13C7-PFUdA	1800353-02 WI-AF-FB01-022018 0.119...	3.35e4	100.9	NO

Name: 180307M1_56, Date: 08-Mar-2018, Time: 02:31:52, ID: 1800353-03 WI-AF-MW-3-0218 0.11741, Description: WI-AF-MW-3-0218

	# Name	ID	Area	%Rec	Area Out
1	1 13C4-PFBA	1800353-03 WI-AF-MW-3-0218 0.11741	2.12e4	151.9	YES
2	2 13C5-PFHxA	1800353-03 WI-AF-MW-3-0218 0.11741	3.06e4	100.1	NO
3	3 13C3-PFHxS	1800353-03 WI-AF-MW-3-0218 0.11741	6.56e3	101.8	NO
4	4 13C8-PFOA	1800353-03 WI-AF-MW-3-0218 0.11741	3.05e4	101.6	NO
5	5 13C9-PFNA	1800353-03 WI-AF-MW-3-0218 0.11741	3.04e4	107.5	NO
6	6 13C4-PFOS	1800353-03 WI-AF-MW-3-0218 0.11741	5.64e3	82.2	NO
7	7 13C6-PFDA	1800353-03 WI-AF-MW-3-0218 0.11741	3.02e4	89.5	NO
8	8 13C7-PFUdA	1800353-03 WI-AF-MW-3-0218 0.11741	3.89e4	117.0	NO

Name: 180307M1_57, Date: 08-Mar-2018, Time: 02:43:21, ID: 1800353-04 WI-AF-MW-202-0218 0.11256, Description: WI-AF-MW-202-0218

	# Name	ID	Area	%Rec	Area Out
1	1 13C4-PFBA	1800353-04 WI-AF-MW-202-0218 0.11...	1.83e4	131.0	NO
2	2 13C5-PFHxA	1800353-04 WI-AF-MW-202-0218 0.11...	2.48e4	80.9	NO
3	3 13C3-PFHxS	1800353-04 WI-AF-MW-202-0218 0.11...	5.27e3	81.8	NO
4	4 13C8-PFOA	1800353-04 WI-AF-MW-202-0218 0.11...	2.60e4	86.5	NO
5	5 13C9-PFNA	1800353-04 WI-AF-MW-202-0218 0.11...	2.43e4	85.9	NO
6	6 13C4-PFOS	1800353-04 WI-AF-MW-202-0218 0.11...	3.91e3	57.0	NO
7	7 13C6-PFDA	1800353-04 WI-AF-MW-202-0218 0.11...	2.70e4	80.1	NO
8	8 13C7-PFUdA	1800353-04 WI-AF-MW-202-0218 0.11...	2.65e4	79.8	NO

Name: 180307M1_58, Date: 08-Mar-2018, Time: 02:54:51, ID: 1800353-05 WI-AF-MW-204-0218 0.11807, Description: WI-AF-MW-204-0218

	# Name	ID	Area	%Rec	Area Out
1	1 13C4-PFBA	1800353-05 WI-AF-MW-204-0218 0.11...	2.00e4	143.3	NO
2	2 13C5-PFHxA	1800353-05 WI-AF-MW-204-0218 0.11...	2.86e4	93.4	NO
3	3 13C3-PFHxS	1800353-05 WI-AF-MW-204-0218 0.11...	5.28e3	82.0	NO
4	4 13C8-PFOA	1800353-05 WI-AF-MW-204-0218 0.11...	2.68e4	89.2	NO
5	5 13C9-PFNA	1800353-05 WI-AF-MW-204-0218 0.11...	2.72e4	96.3	NO
6	6 13C4-PFOS	1800353-05 WI-AF-MW-204-0218 0.11...	3.55e3	51.7	NO
7	7 13C6-PFDA	1800353-05 WI-AF-MW-204-0218 0.11...	2.82e4	83.6	NO
8	8 13C7-PFUdA	1800353-05 WI-AF-MW-204-0218 0.11...	2.95e4	88.8	NO

Dataset: Untitled

Last Altered: Thursday, March 08, 2018 14:25:57 Pacific Standard Time

Printed: Thursday, March 08, 2018 14:49:35 Pacific Standard Time

Name: 180307M1_59, Date: 08-Mar-2018, Time: 03:06:21, ID: IPA, Description: IPA

	# Name	ID	Area	%Rec	Area Out
1	1 13C4-PFBA	IPA			NO
2	2 13C5-PFHxA	IPA			NO
3	3 13C3-PFHxS	IPA			NO
4	4 13C8-PFOA	IPA			NO
5	5 13C9-PFNA	IPA			NO
6	6 13C4-PFOS	IPA			NO
7	7 13C6-PFDA	IPA			NO
8	8 13C7-PFUDa	IPA			NO

Name: 180307M1_60, Date: 08-Mar-2018, Time: 03:17:50, ID: ST180307M1-12 PFC CS3 18B2317, Description: PFC CS3 18B2317

	# Name	ID	Area	%Rec	Area Out
1	1 13C4-PFBA	ST180307M1-12 PFC CS3 18B2317	1.62e4	116.0	NO
2	2 13C5-PFHxA	ST180307M1-12 PFC CS3 18B2317	3.40e4	110.9	NO
3	3 13C3-PFHxS	ST180307M1-12 PFC CS3 18B2317	6.08e3	94.4	NO
4	4 13C8-PFOA	ST180307M1-12 PFC CS3 18B2317	3.49e4	116.3	NO
5	5 13C9-PFNA	ST180307M1-12 PFC CS3 18B2317	3.78e4	133.9	NO
6	6 13C4-PFOS	ST180307M1-12 PFC CS3 18B2317	7.93e3	115.6	NO
7	7 13C6-PFDA	ST180307M1-12 PFC CS3 18B2317	3.18e4	94.4	NO
8	8 13C7-PFUDa	ST180307M1-12 PFC CS3 18B2317	3.30e4	99.5	NO

Name: 180307M1_61, Date: 08-Mar-2018, Time: 03:29:19, ID: IPA, Description: IPA

	# Name	ID	Area	%Rec	Area Out
1	1 13C4-PFBA	IPA			NO
2	2 13C5-PFHxA	IPA	6.36e0	0.0	YES
3	3 13C3-PFHxS	IPA			NO
4	4 13C8-PFOA	IPA			NO
5	5 13C9-PFNA	IPA			NO
6	6 13C4-PFOS	IPA			NO
7	7 13C6-PFDA	IPA			NO
8	8 13C7-PFUDa	IPA			NO

Name: 180307M1_62, Date: 08-Mar-2018, Time: 03:40:49, ID: 1800353-06 WI-AF-MW-114-0218 0.11872, Description: WI-AF-MW-114-0218

	# Name	ID	Area	%Rec	Area Out
1	1 13C4-PFBA	1800353-06 WI-AF-MW-114-0218 0.118...	1.98e4	141.8	NO
2	2 13C5-PFHxA	1800353-06 WI-AF-MW-114-0218 0.118...	2.94e4	96.1	NO
3	3 13C3-PFHxS	1800353-06 WI-AF-MW-114-0218 0.118...	6.04e3	93.7	NO
4	4 13C8-PFOA	1800353-06 WI-AF-MW-114-0218 0.118...	2.51e4	83.7	NO
5	5 13C9-PFNA	1800353-06 WI-AF-MW-114-0218 0.118...	3.11e4	110.0	NO
6	6 13C4-PFOS	1800353-06 WI-AF-MW-114-0218 0.118...	3.63e3	52.9	NO
7	7 13C6-PFDA	1800353-06 WI-AF-MW-114-0218 0.118...	3.14e4	93.3	NO
8	8 13C7-PFUDa	1800353-06 WI-AF-MW-114-0218 0.118...	3.32e4	99.9	NO

Dataset: Untitled

Last Altered: Thursday, March 08, 2018 14:25:57 Pacific Standard Time

Printed: Thursday, March 08, 2018 14:49:35 Pacific Standard Time

Name: 180307M1_63, Date: 08-Mar-2018, Time: 03:52:16, ID: 1800353-07 WI-AF-EB03-022018 0.12247, Description: WI-AF-EB03-022018

	# Name	ID	Area	%Rec	Area Out
1	1 13C4-PFBA	1800353-07 WI-AF-EB03-022018 0.122...	2.04e4	146.0	NO
2	2 13C5-PFHxA	1800353-07 WI-AF-EB03-022018 0.122...	2.96e4	96.8	NO
3	3 13C3-PFHxS	1800353-07 WI-AF-EB03-022018 0.122...	6.39e3	99.1	NO
4	4 13C8-PFOA	1800353-07 WI-AF-EB03-022018 0.122...	2.64e4	88.0	NO
5	5 13C9-PFNA	1800353-07 WI-AF-EB03-022018 0.122...	3.04e4	107.7	NO
6	6 13C4-PFOS	1800353-07 WI-AF-EB03-022018 0.122...	7.59e3	110.6	NO
7	7 13C6-PFDA	1800353-07 WI-AF-EB03-022018 0.122...	2.92e4	86.8	NO
8	8 13C7-PFUdA	1800353-07 WI-AF-EB03-022018 0.122...	3.24e4	97.6	NO

Name: 180307M1_64, Date: 08-Mar-2018, Time: 04:03:45, ID: IPA, Description: IPA

	# Name	ID	Area	%Rec	Area Out
1	1 13C4-PFBA	IPA			NO
2	2 13C5-PFHxA	IPA			NO
3	3 13C3-PFHxS	IPA			NO
4	4 13C8-PFOA	IPA			NO
5	5 13C9-PFNA	IPA			NO
6	6 13C4-PFOS	IPA			NO
7	7 13C6-PFDA	IPA			NO
8	8 13C7-PFUdA	IPA			NO

Name: 180307M1_65, Date: 08-Mar-2018, Time: 04:15:12, ID: ST180307M1-13 PFC CS3 18B2317, Description: PFC CS3 18B2317

	# Name	ID	Area	%Rec	Area Out
1	1 13C4-PFBA	ST180307M1-13 PFC CS3 18B2317	1.57e4	112.4	NO
2	2 13C5-PFHxA	ST180307M1-13 PFC CS3 18B2317	3.56e4	116.4	NO
3	3 13C3-PFHxS	ST180307M1-13 PFC CS3 18B2317	7.51e3	116.5	NO
4	4 13C8-PFOA	ST180307M1-13 PFC CS3 18B2317	3.53e4	117.7	NO
5	5 13C9-PFNA	ST180307M1-13 PFC CS3 18B2317	3.92e4	138.8	NO
6	6 13C4-PFOS	ST180307M1-13 PFC CS3 18B2317	7.30e3	106.4	NO
7	7 13C6-PFDA	ST180307M1-13 PFC CS3 18B2317	3.31e4	98.3	NO
8	8 13C7-PFUdA	ST180307M1-13 PFC CS3 18B2317	3.60e4	108.4	NO

Name: 180307M1_66, Date: 08-Mar-2018, Time: 04:26:42, ID: ST180307M1-14 PFC CS0 18C0604, Description: PFC CS0 18C0604

	# Name	ID	Area	%Rec	Area Out
1	1 13C4-PFBA	ST180307M1-14 PFC CS0 18C0604	1.60e4	114.7	NO
2	2 13C5-PFHxA	ST180307M1-14 PFC CS0 18C0604	3.44e4	112.4	NO
3	3 13C3-PFHxS	ST180307M1-14 PFC CS0 18C0604	7.36e3	114.2	NO
4	4 13C8-PFOA	ST180307M1-14 PFC CS0 18C0604	3.28e4	109.3	NO
5	5 13C9-PFNA	ST180307M1-14 PFC CS0 18C0604	3.37e4	119.4	NO
6	6 13C4-PFOS	ST180307M1-14 PFC CS0 18C0604	8.20e3	119.5	NO
7	7 13C6-PFDA	ST180307M1-14 PFC CS0 18C0604	3.57e4	106.1	NO
8	8 13C7-PFUdA	ST180307M1-14 PFC CS0 18C0604	3.67e4	110.5	NO

Dataset: Untitled

Last Altered: Thursday, March 08, 2018 14:25:57 Pacific Standard Time

Printed: Thursday, March 08, 2018 14:49:35 Pacific Standard Time

Name: 180307M1_67, Date: 08-Mar-2018, Time: 04:38:08, ID: IPA, Description: IPA

	# Name	ID	Area	%Rec	Area Out
1	1 13C4-PFBA	IPA			NO
2	2 13C5-PFHxA	IPA			NO
3	3 13C3-PFHxS	IPA			NO
4	4 13C8-PFOA	IPA			NO
5	5 13C9-PFNA	IPA			NO
6	6 13C4-PFOS	IPA			NO
7	7 13C6-PFDA	IPA			NO
8	8 13C7-PFUdA	IPA			NO

Name: 180307M1_68, Date: 08-Mar-2018, Time: 04:49:38, ID: B8B0151-BS1 OPR 1, Description: OPR

	# Name	ID	Area	%Rec	Area Out
1	1 13C4-PFBA	B8B0151-BS1 OPR 1	1.61e4	115.3	NO
2	2 13C5-PFHxA	B8B0151-BS1 OPR 1	2.49e4	81.4	NO
3	3 13C3-PFHxS	B8B0151-BS1 OPR 1	6.05e3	93.9	NO
4	4 13C8-PFOA	B8B0151-BS1 OPR 1	2.32e4	77.4	NO
5	5 13C9-PFNA	B8B0151-BS1 OPR 1	2.43e4	86.2	NO
6	6 13C4-PFOS	B8B0151-BS1 OPR 1	6.11e3	89.0	NO
7	7 13C6-PFDA	B8B0151-BS1 OPR 1	2.24e4	66.6	NO
8	8 13C7-PFUdA	B8B0151-BS1 OPR 1	2.96e4	89.2	NO

Name: 180307M1_69, Date: 08-Mar-2018, Time: 05:01:04, ID: B8B0151-BLK1 Method Blank 1, Description: Method Blank

	# Name	ID	Area	%Rec	Area Out
1	1 13C4-PFBA	B8B0151-BLK1 Method Blank 1	1.28e4	91.5	NO
2	2 13C5-PFHxA	B8B0151-BLK1 Method Blank 1	2.02e4	66.0	NO
3	3 13C3-PFHxS	B8B0151-BLK1 Method Blank 1	4.65e3	72.2	NO
4	4 13C8-PFOA	B8B0151-BLK1 Method Blank 1	1.87e4	62.4	NO
5	5 13C9-PFNA	B8B0151-BLK1 Method Blank 1	2.09e4	73.8	NO
6	6 13C4-PFOS	B8B0151-BLK1 Method Blank 1	5.44e3	79.3	NO
7	7 13C6-PFDA	B8B0151-BLK1 Method Blank 1	1.98e4	58.7	NO
8	8 13C7-PFUdA	B8B0151-BLK1 Method Blank 1	2.20e4	66.2	NO

Name: 180307M1_70, Date: 08-Mar-2018, Time: 05:12:34, ID: B8B0151-MS1 Matrix Spike 1.1, Description: Matrix Spike

	# Name	ID	Area	%Rec	Area Out
1	1 13C4-PFBA	B8B0151-MS1 Matrix Spike 1.1	1.45e4	104.1	NO
2	2 13C5-PFHxA	B8B0151-MS1 Matrix Spike 1.1	2.04e4	66.7	NO
3	3 13C3-PFHxS	B8B0151-MS1 Matrix Spike 1.1	5.32e3	82.5	NO
4	4 13C8-PFOA	B8B0151-MS1 Matrix Spike 1.1	1.97e4	65.6	NO
5	5 13C9-PFNA	B8B0151-MS1 Matrix Spike 1.1	2.05e4	72.7	NO
6	6 13C4-PFOS	B8B0151-MS1 Matrix Spike 1.1	5.86e3	85.4	NO
7	7 13C6-PFDA	B8B0151-MS1 Matrix Spike 1.1	2.03e4	60.1	NO
8	8 13C7-PFUdA	B8B0151-MS1 Matrix Spike 1.1	2.52e4	75.9	NO

Dataset: Untitled

Last Altered: Thursday, March 08, 2018 14:25:57 Pacific Standard Time
Printed: Thursday, March 08, 2018 14:49:35 Pacific Standard Time

Name: 180307M1_71, Date: 08-Mar-2018, Time: 05:24:03, ID: B8B0151-MSD1 Matrix Spike Dup 1.09, Description: Matrix Spike Dup

#	Name	ID	Area	%Rec	Area Out
1	1 13C4-PFBA	B8B0151-MSD1 Matrix Spike Dup 1.09	1.30e4	93.1	NO
2	2 13C5-PFHxA	B8B0151-MSD1 Matrix Spike Dup 1.09	1.98e4	64.5	NO
3	3 13C3-PFHxS	B8B0151-MSD1 Matrix Spike Dup 1.09	5.01e3	77.8	NO
4	4 13C8-PFOA	B8B0151-MSD1 Matrix Spike Dup 1.09	1.93e4	64.4	NO
5	5 13C9-PFNA	B8B0151-MSD1 Matrix Spike Dup 1.09	2.39e4	84.5	NO
6	6 13C4-PFOS	B8B0151-MSD1 Matrix Spike Dup 1.09	5.26e3	76.6	NO
7	7 13C6-PFDA	B8B0151-MSD1 Matrix Spike Dup 1.09	1.87e4	55.4	NO
8	8 13C7-PFUDa	B8B0151-MSD1 Matrix Spike Dup 1.09	2.20e4	66.2	NO

Name: 180307M1_72, Date: 08-Mar-2018, Time: 05:35:33, ID: 1800346-03 WI-AF-SB615-6768-0218 1.08, Description: WI-AF-SB615-6768-0218

#	Name	ID	Area	%Rec	Area Out
1	1 13C4-PFBA	1800346-03 WI-AF-SB615-6768-0218 1...	1.66e4	118.9	NO
2	2 13C5-PFHxA	1800346-03 WI-AF-SB615-6768-0218 1...	2.48e4	81.1	NO
3	3 13C3-PFHxS	1800346-03 WI-AF-SB615-6768-0218 1...	5.79e3	89.9	NO
4	4 13C8-PFOA	1800346-03 WI-AF-SB615-6768-0218 1...	2.43e4	81.0	NO
5	5 13C9-PFNA	1800346-03 WI-AF-SB615-6768-0218 1...	2.34e4	83.0	NO
6	6 13C4-PFOS	1800346-03 WI-AF-SB615-6768-0218 1...	5.61e3	81.7	NO
7	7 13C6-PFDA	1800346-03 WI-AF-SB615-6768-0218 1...	2.15e4	63.9	NO
8	8 13C7-PFUDa	1800346-03 WI-AF-SB615-6768-0218 1...	2.53e4	76.1	NO

Name: 180307M1_73, Date: 08-Mar-2018, Time: 05:47:00, ID: 1800346-04 WI-AF-SB615-0001-0218 1.33, Description: WI-AF-SB615-0001-0218

#	Name	ID	Area	%Rec	Area Out
1	1 13C4-PFBA	1800346-04 WI-AF-SB615-0001-0218 1...	1.72e4	123.3	NO
2	2 13C5-PFHxA	1800346-04 WI-AF-SB615-0001-0218 1...	2.77e4	90.4	NO
3	3 13C3-PFHxS	1800346-04 WI-AF-SB615-0001-0218 1...	6.25e3	97.1	NO
4	4 13C8-PFOA	1800346-04 WI-AF-SB615-0001-0218 1...	2.60e4	86.5	NO
5	5 13C9-PFNA	1800346-04 WI-AF-SB615-0001-0218 1...	2.58e4	91.4	NO
6	6 13C4-PFOS	1800346-04 WI-AF-SB615-0001-0218 1...	6.56e3	95.6	NO
7	7 13C6-PFDA	1800346-04 WI-AF-SB615-0001-0218 1...	2.74e4	81.3	NO
8	8 13C7-PFUDa	1800346-04 WI-AF-SB615-0001-0218 1...	2.61e4	78.5	NO

Name: 180307M1_74, Date: 08-Mar-2018, Time: 05:58:31, ID: 1800346-05 WI-AF-SB615-0506-0218 1.2, Description: WI-AF-SB615-0506-0218

#	Name	ID	Area	%Rec	Area Out
1	1 13C4-PFBA	1800346-05 WI-AF-SB615-0506-0218 1.2	1.38e4	98.7	NO
2	2 13C5-PFHxA	1800346-05 WI-AF-SB615-0506-0218 1.2	2.06e4	67.1	NO
3	3 13C3-PFHxS	1800346-05 WI-AF-SB615-0506-0218 1.2	5.35e3	83.0	NO
4	4 13C8-PFOA	1800346-05 WI-AF-SB615-0506-0218 1.2	2.06e4	68.6	NO
5	5 13C9-PFNA	1800346-05 WI-AF-SB615-0506-0218 1.2	2.41e4	85.3	NO
6	6 13C4-PFOS	1800346-05 WI-AF-SB615-0506-0218 1.2	5.28e3	77.0	NO
7	7 13C6-PFDA	1800346-05 WI-AF-SB615-0506-0218 1.2	2.33e4	69.1	NO
8	8 13C7-PFUDa	1800346-05 WI-AF-SB615-0506-0218 1.2	2.29e4	69.0	NO

Dataset: Untitled

Last Altered: Thursday, March 08, 2018 14:25:57 Pacific Standard Time

Printed: Thursday, March 08, 2018 14:49:35 Pacific Standard Time

Name: 180307M1_75, Date: 08-Mar-2018, Time: 06:09:57, ID: 1800356-03 WI-AF-SB611-0H01-0218 1.06, Description: WI-AF-SB611-0H01-0218

	# Name	ID	Area	%Rec	Area Out
1	1 13C4-PFBA	1800356-03 WI-AF-SB611-0H01-0218 ...	1.37e4	97.9	NO
2	2 13C5-PFHxA	1800356-03 WI-AF-SB611-0H01-0218 ...	2.12e4	69.3	NO
3	3 13C3-PFHxS	1800356-03 WI-AF-SB611-0H01-0218 ...	4.99e3	77.4	NO
4	4 13C8-PFOA	1800356-03 WI-AF-SB611-0H01-0218 ...	1.92e4	63.9	NO
5	5 13C9-PFNA	1800356-03 WI-AF-SB611-0H01-0218 ...	2.13e4	75.2	NO
6	6 13C4-PFOS	1800356-03 WI-AF-SB611-0H01-0218 ...	4.64e3	67.7	NO
7	7 13C6-PFDA	1800356-03 WI-AF-SB611-0H01-0218 ...	2.10e4	62.2	NO
8	8 13C7-PFUDa	1800356-03 WI-AF-SB611-0H01-0218 ...	2.22e4	67.0	NO

Name: 180307M1_76, Date: 08-Mar-2018, Time: 06:21:27, ID: 1800356-04 WI-AF-SB611-0103-0218 1.07, Description: WI-AF-SB611-0103-0218

	# Name	ID	Area	%Rec	Area Out
1	1 13C4-PFBA	1800356-04 WI-AF-SB611-0103-0218 1...	1.46e4	104.4	NO
2	2 13C5-PFHxA	1800356-04 WI-AF-SB611-0103-0218 1...	2.30e4	75.0	NO
3	3 13C3-PFHxS	1800356-04 WI-AF-SB611-0103-0218 1...	5.02e3	77.9	NO
4	4 13C8-PFOA	1800356-04 WI-AF-SB611-0103-0218 1...	2.19e4	72.8	NO
5	5 13C9-PFNA	1800356-04 WI-AF-SB611-0103-0218 1...	2.29e4	81.0	NO
6	6 13C4-PFOS	1800356-04 WI-AF-SB611-0103-0218 1...	5.50e3	80.2	NO
7	7 13C6-PFDA	1800356-04 WI-AF-SB611-0103-0218 1...	2.27e4	67.3	NO
8	8 13C7-PFUDa	1800356-04 WI-AF-SB611-0103-0218 1...	2.83e4	85.4	NO

Name: 180307M1_77, Date: 08-Mar-2018, Time: 06:32:56, ID: 1800356-05 WI-AF-SB611P-0103-0218 1.16, Description: WI-AF-SB611P-0103-0218

	# Name	ID	Area	%Rec	Area Out
1	1 13C4-PFBA	1800356-05 WI-AF-SB611P-0103-0218 ...	1.42e4	102.0	NO
2	2 13C5-PFHxA	1800356-05 WI-AF-SB611P-0103-0218 ...	2.25e4	73.5	NO
3	3 13C3-PFHxS	1800356-05 WI-AF-SB611P-0103-0218 ...	5.08e3	78.9	NO
4	4 13C8-PFOA	1800356-05 WI-AF-SB611P-0103-0218 ...	2.32e4	77.1	NO
5	5 13C9-PFNA	1800356-05 WI-AF-SB611P-0103-0218 ...	2.28e4	80.8	NO
6	6 13C4-PFOS	1800356-05 WI-AF-SB611P-0103-0218 ...	5.23e3	76.2	NO
7	7 13C6-PFDA	1800356-05 WI-AF-SB611P-0103-0218 ...	1.75e4	51.8	NO
8	8 13C7-PFUDa	1800356-05 WI-AF-SB611P-0103-0218 ...	2.45e4	73.8	NO

Name: 180307M1_78, Date: 08-Mar-2018, Time: 06:44:27, ID: 1800356-06 WI-AF-SB611-1213-0218 1.1, Description: WI-AF-SB611-1213-0218

	# Name	ID	Area	%Rec	Area Out
1	1 13C4-PFBA	1800356-06 WI-AF-SB611-1213-0218 1.1	1.61e4	115.4	NO
2	2 13C5-PFHxA	1800356-06 WI-AF-SB611-1213-0218 1.1	2.52e4	82.3	NO
3	3 13C3-PFHxS	1800356-06 WI-AF-SB611-1213-0218 1.1	5.72e3	88.8	NO
4	4 13C8-PFOA	1800356-06 WI-AF-SB611-1213-0218 1.1	2.48e4	82.7	NO
5	5 13C9-PFNA	1800356-06 WI-AF-SB611-1213-0218 1.1	2.45e4	86.6	NO
6	6 13C4-PFOS	1800356-06 WI-AF-SB611-1213-0218 1.1	6.39e3	93.0	NO
7	7 13C6-PFDA	1800356-06 WI-AF-SB611-1213-0218 1.1	2.42e4	71.9	NO
8	8 13C7-PFUDa	1800356-06 WI-AF-SB611-1213-0218 1.1	2.62e4	79.0	NO

Dataset: Untitled

Last Altered: Thursday, March 08, 2018 14:25:57 Pacific Standard Time

Printed: Thursday, March 08, 2018 14:49:35 Pacific Standard Time

Name: 180307M1_79, Date: 08-Mar-2018, Time: 06:55:57, ID: IPA, Description: IPA

	# Name	ID	Area	%Rec	Area Out
1	1 13C4-PFBA	IPA			NO
2	2 13C5-PFHxA	IPA			NO
3	3 13C3-PFHxS	IPA			NO
4	4 13C8-PFOA	IPA			NO
5	5 13C9-PFNA	IPA			NO
6	6 13C4-PFOS	IPA			NO
7	7 13C6-PFDA	IPA			NO
8	8 13C7-PFUdA	IPA			NO

Name: 180307M1_80, Date: 08-Mar-2018, Time: 07:07:26, ID: ST180307M1-15 PFC CS3 18B2317, Description: PFC CS3 18B2317

	# Name	ID	Area	%Rec	Area Out
1	1 13C4-PFBA	ST180307M1-15 PFC CS3 18B2317	1.61e4	115.0	NO
2	2 13C5-PFHxA	ST180307M1-15 PFC CS3 18B2317	3.87e4	126.5	NO
3	3 13C3-PFHxS	ST180307M1-15 PFC CS3 18B2317	7.25e3	112.5	NO
4	4 13C8-PFOA	ST180307M1-15 PFC CS3 18B2317	2.97e4	98.8	NO
5	5 13C9-PFNA	ST180307M1-15 PFC CS3 18B2317	3.66e4	129.5	NO
6	6 13C4-PFOS	ST180307M1-15 PFC CS3 18B2317	8.11e3	118.2	NO
7	7 13C6-PFDA	ST180307M1-15 PFC CS3 18B2317	3.42e4	101.5	NO
8	8 13C7-PFUdA	ST180307M1-15 PFC CS3 18B2317	3.65e4	110.0	NO

Dataset: Untitled

Last Altered: Thursday, March 08, 2018 12:24:54 Pacific Standard Time

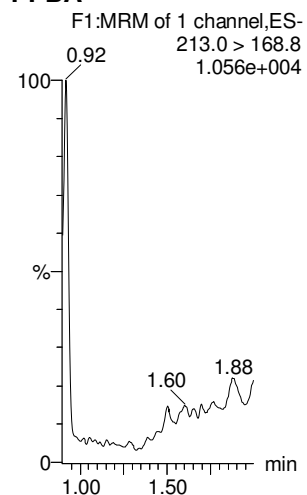
Printed: Thursday, March 08, 2018 12:25:10 Pacific Standard Time

Method: F:\Projects\PFAS.PRO\MethDB\PFAS_FULL_80C_030718.mdb 08 Mar 2018 11:59:09

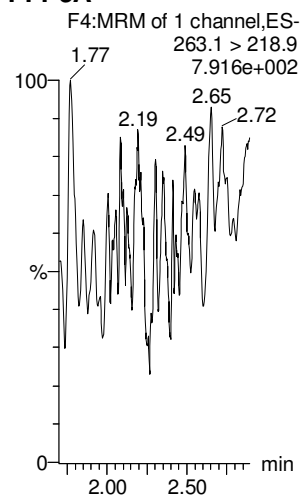
Calibration: F:\Projects\PFAS.PRO\CurveDB\C18_VAL-PFAS_Q4_03-07-18-FULL.cdb 08 Mar 2018 11:58:32

Name: 180307M1_16, Date: 07-Mar-2018, Time: 18:52:38, ID: IPA, Description: IPA

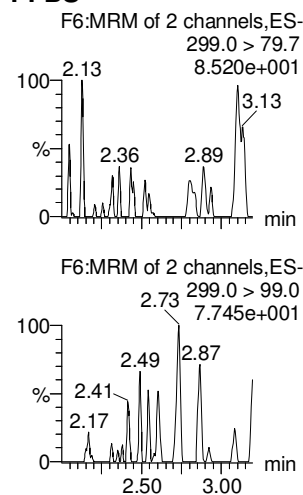
PFBA



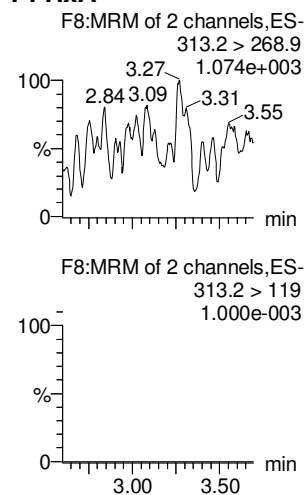
PFPeA



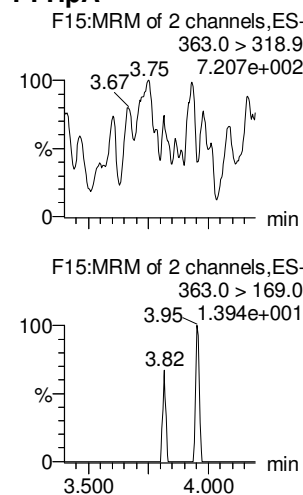
PFBS



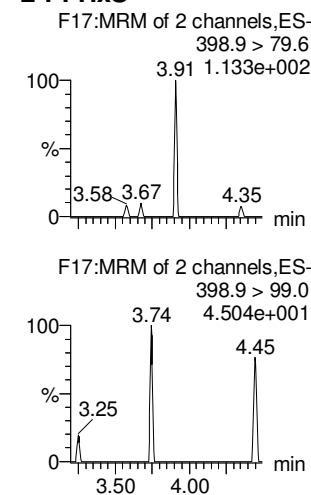
PFHxA



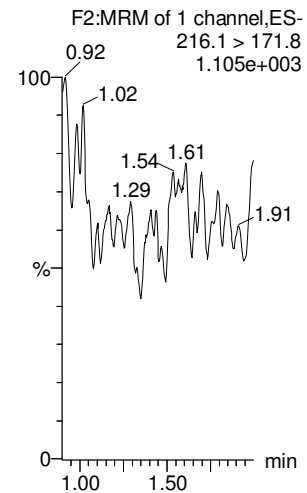
PFHpA



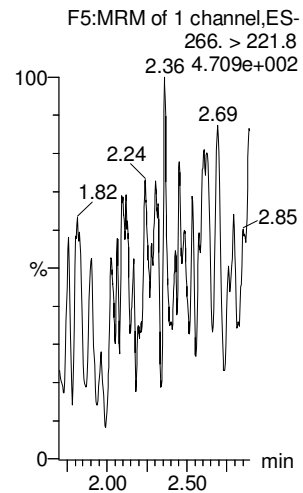
L-PFHxS



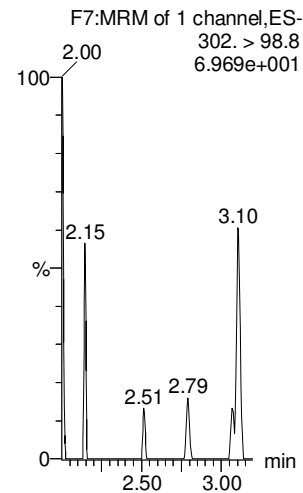
13C3-PFBA



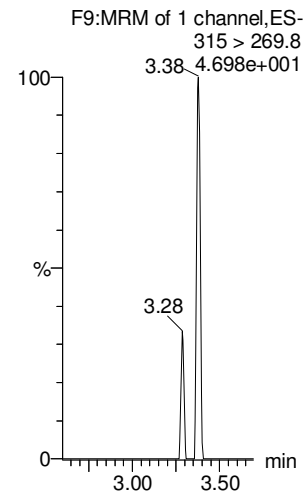
13C3-PFPeA



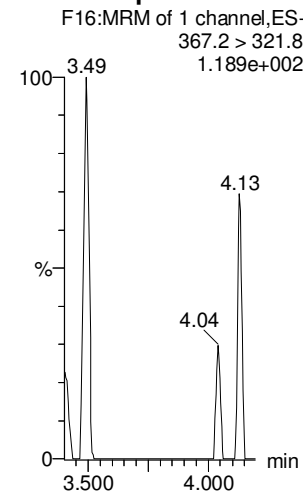
13C3-PFBS



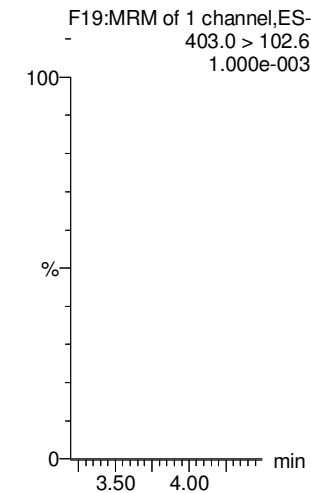
13C2-PFHxA



13C4-PFHpA



18O2-PFHxS



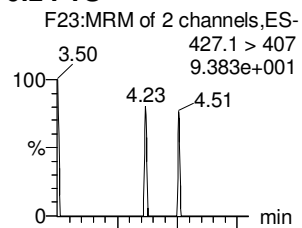
Dataset: Untitled

Last Altered: Thursday, March 08, 2018 12:24:54 Pacific Standard Time

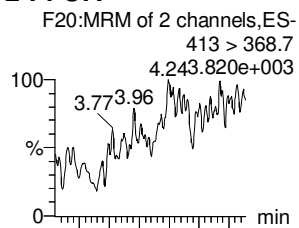
Printed: Thursday, March 08, 2018 12:25:10 Pacific Standard Time

Name: 180307M1_16, Date: 07-Mar-2018, Time: 18:52:38, ID: IPA, Description: IPA

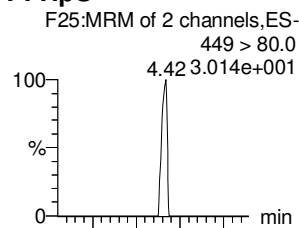
6:2 FTS



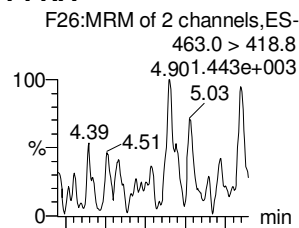
L-PFOA



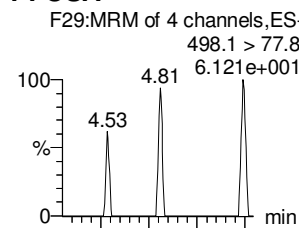
PFHpS



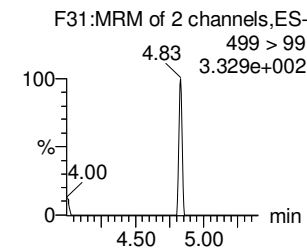
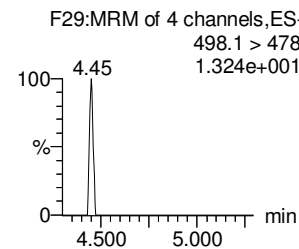
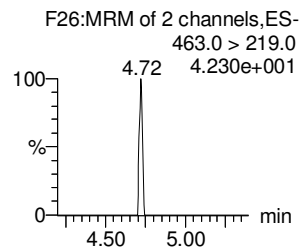
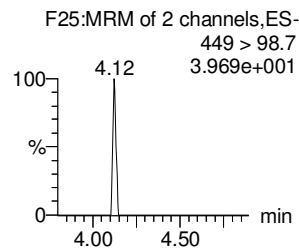
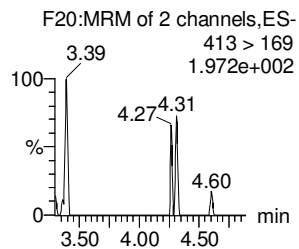
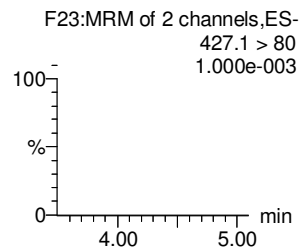
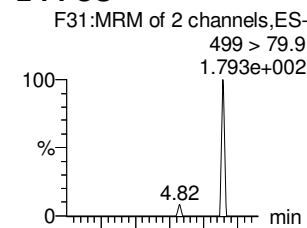
PFNA



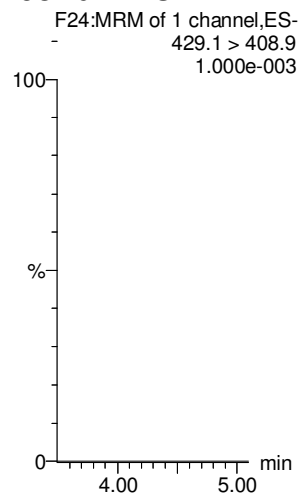
PFOSA



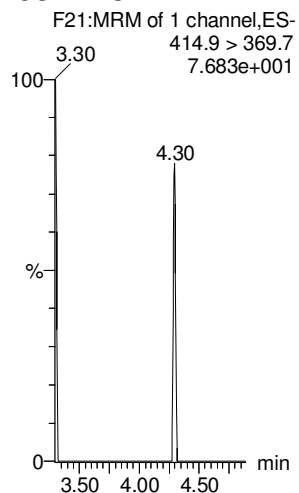
L-PFOS



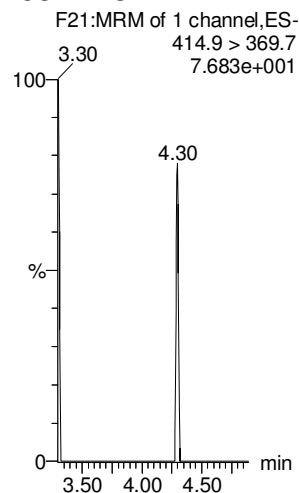
13C2-6:2 FTS



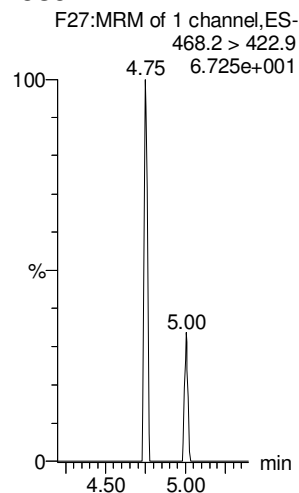
13C2-PFOA



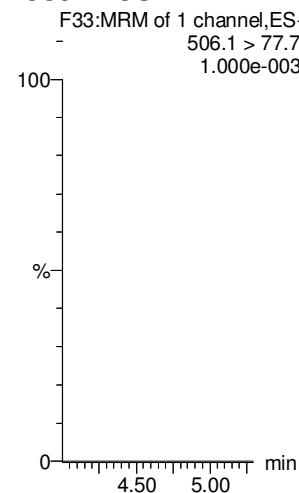
13C2-PFOA



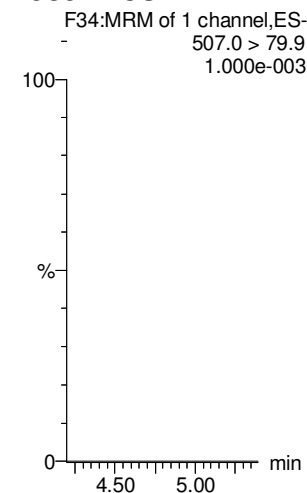
13C5-PFNA



13C8-PFOSA



13C8-PFOS



Dataset: Untitled

Last Altered: Thursday, March 08, 2018 12:24:54 Pacific Standard Time

Printed: Thursday, March 08, 2018 12:25:10 Pacific Standard Time

Name: 180307M1_16, Date: 07-Mar-2018, Time: 18:52:38, ID: IPA, Description: IPA

PFDA

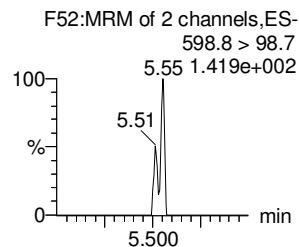
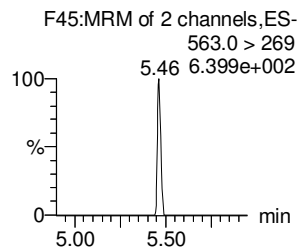
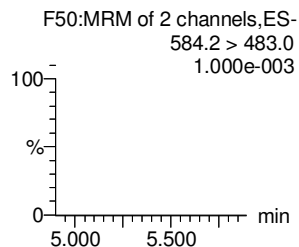
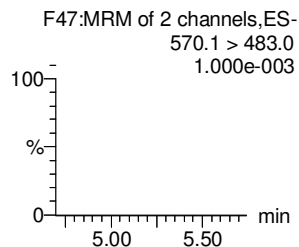
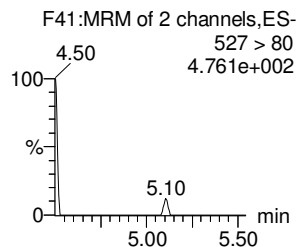
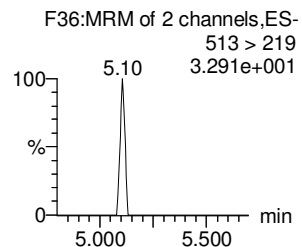
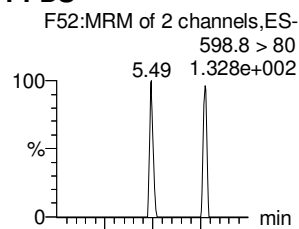
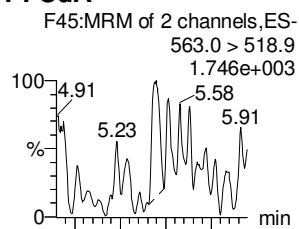
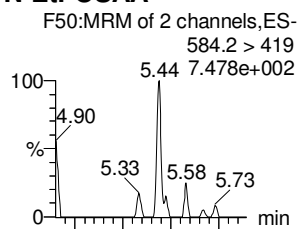
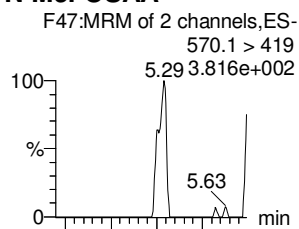
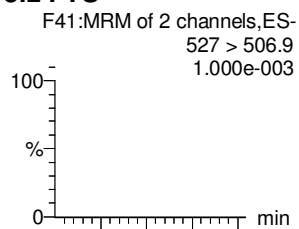
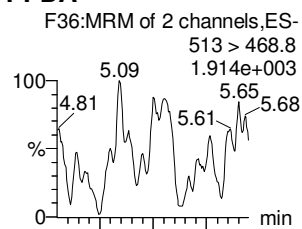
8:2 FTS

N-MeFOSAA

N-EtFOSAA

PFUdA

PFDS



13C2-PFDA

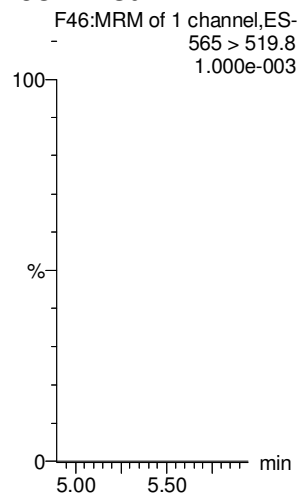
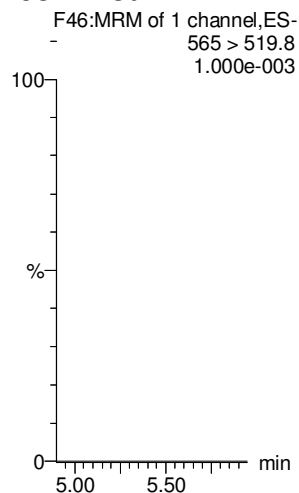
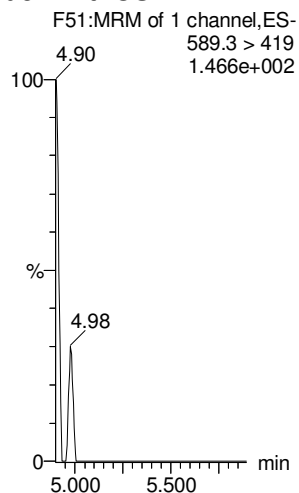
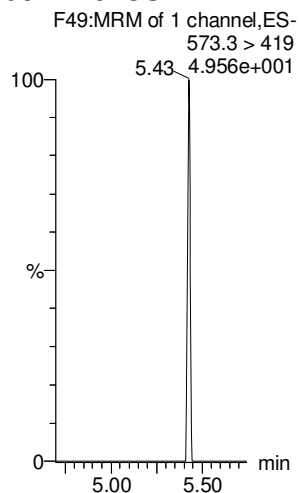
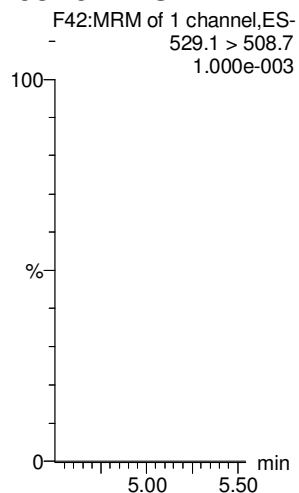
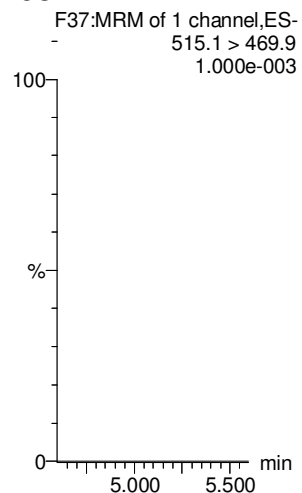
13C2-8:2 FTS

d3-N-MeFOSAA

d5-N-EtFOSAA

13C2-PFUdA

13C2-PFUdA



Dataset: Untitled

Last Altered: Thursday, March 08, 2018 12:24:54 Pacific Standard Time

Printed: Thursday, March 08, 2018 12:25:10 Pacific Standard Time

Name: 180307M1_16, Date: 07-Mar-2018, Time: 18:52:38, ID: IPA, Description: IPA

PFDaA

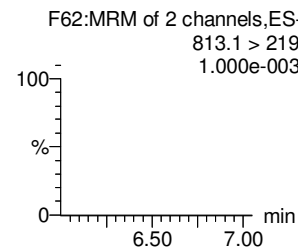
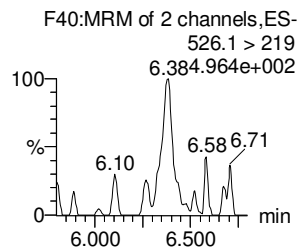
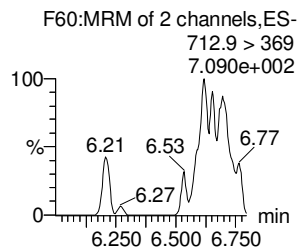
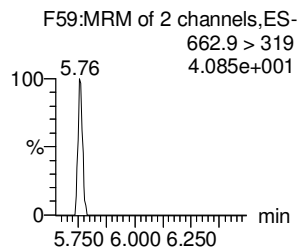
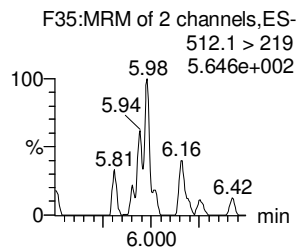
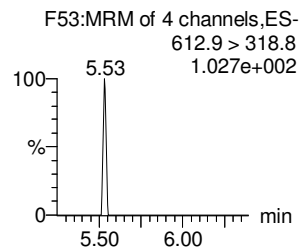
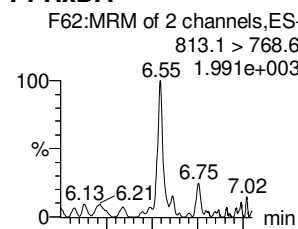
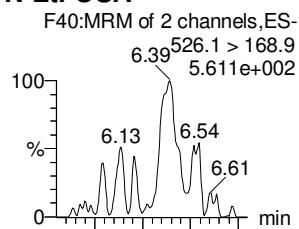
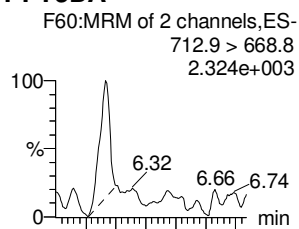
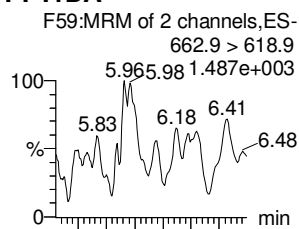
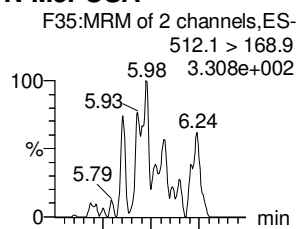
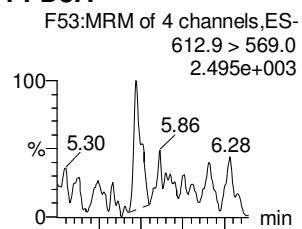
N-MeFOSA

PFTrDA

PFTeDA

N-EtFOSA

PFHxDA



13C2-PFDaA

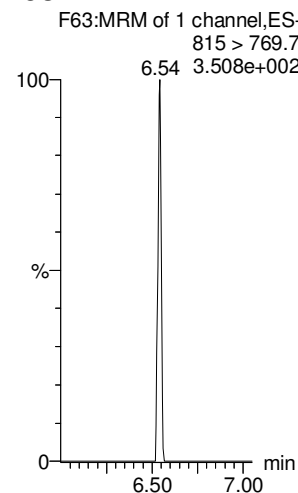
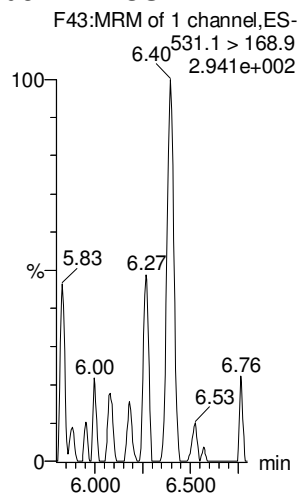
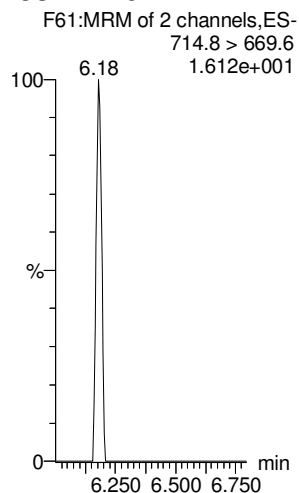
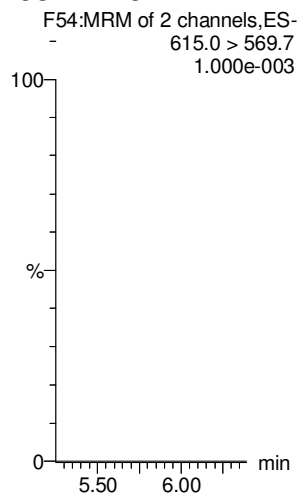
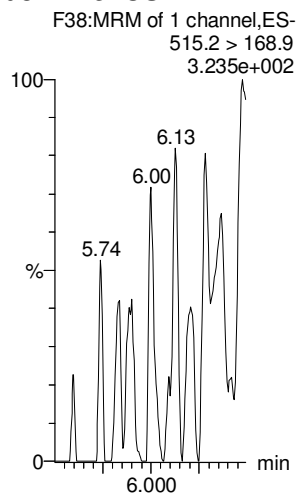
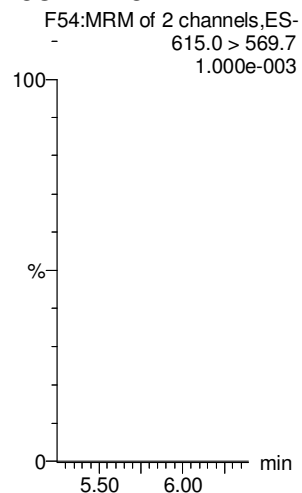
d3-N-MeFOSA

13C2-PFDaA

13C2-PFTeDA

d5-N-ETFOSA

13C2-PFHxDA



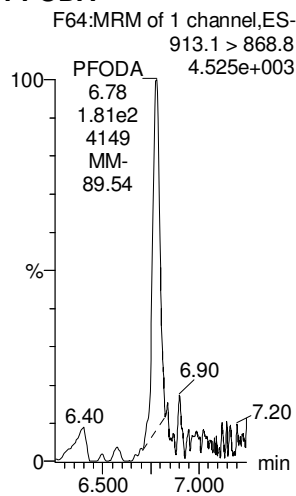
Dataset: Untitled

Last Altered: Thursday, March 08, 2018 12:24:54 Pacific Standard Time

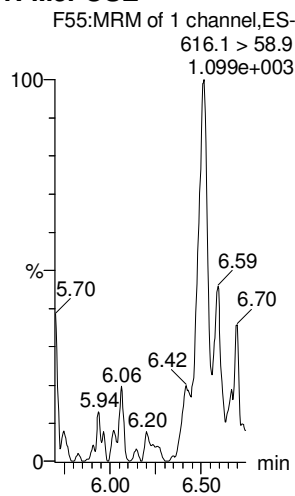
Printed: Thursday, March 08, 2018 12:25:10 Pacific Standard Time

Name: 180307M1_16, Date: 07-Mar-2018, Time: 18:52:38, ID: IPA, Description: IPA

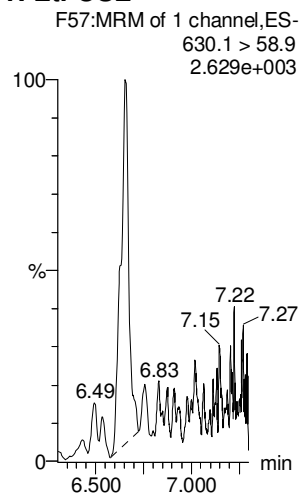
PFODA



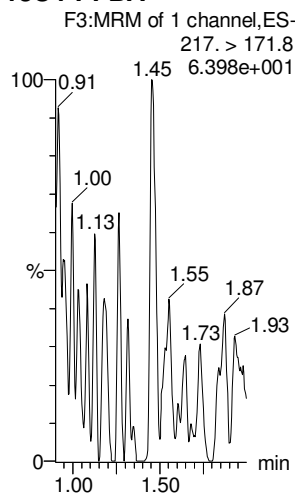
N-MeFOSE



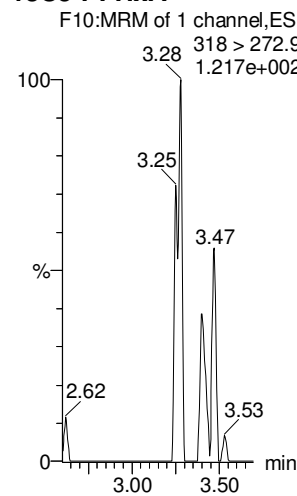
N-EtFOSE



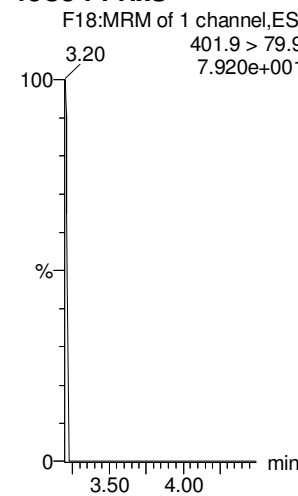
13C4-PFBA



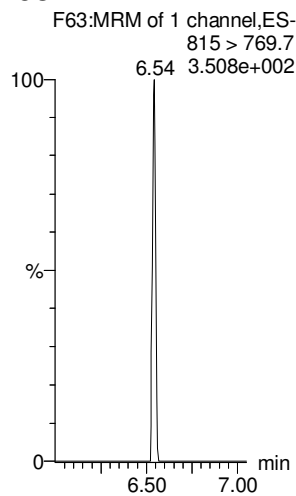
13C5-PFHxA



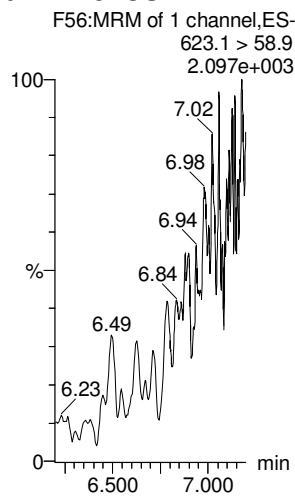
13C3-PFHxS



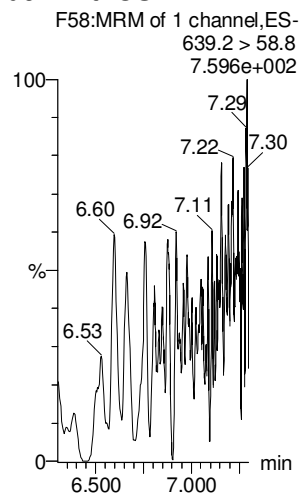
13C2-PFHxDA



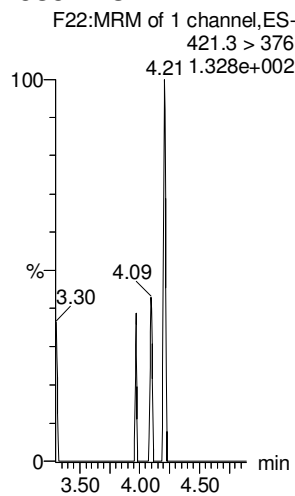
d7-N-MeFOSE



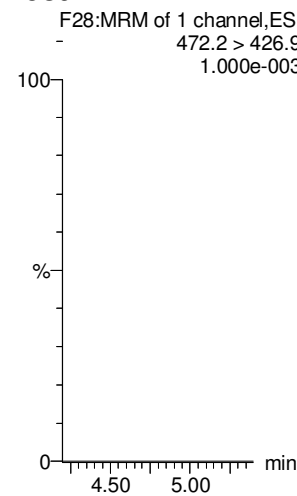
d9-N-EtFOSE



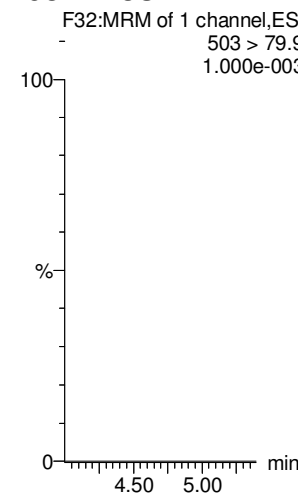
13C8-PFOA



13C9-PFNA



13C4-PFOS



Dataset: Untitled

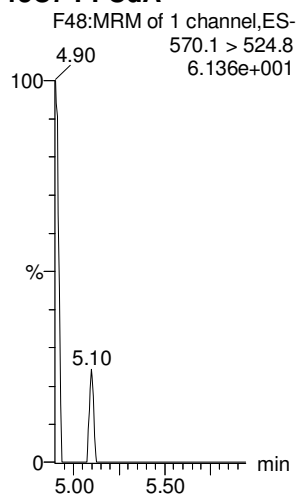
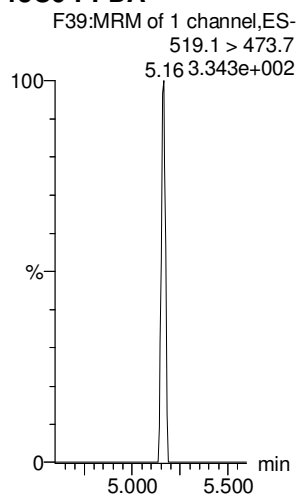
Last Altered: Thursday, March 08, 2018 12:24:54 Pacific Standard Time

Printed: Thursday, March 08, 2018 12:25:10 Pacific Standard Time

Name: 180307M1_16, Date: 07-Mar-2018, Time: 18:52:38, ID: IPA, Description: IPA

13C6-PFDA

13C7-PFUdA



LC Calibration Standards Review Checklist

667

Calibration ID:	L M H	ION Ratio	Concentration	C-Cals Name	Sign Date	Correct I-Cal	Manual Integrations	
ST1900307M1-11	(L) M H	NA	<input checked="" type="checkbox"/> (A)	<input type="checkbox"/>	<input checked="" type="checkbox"/>	<input checked="" type="checkbox"/>	<input checked="" type="checkbox"/>	NA
↓ -12	(L) M H	↓	<input checked="" type="checkbox"/>	<input type="checkbox"/>	<input checked="" type="checkbox"/>	<input checked="" type="checkbox"/>	<input checked="" type="checkbox"/>	↓
↓ -13	(L) M H	↓	<input checked="" type="checkbox"/> <i>0.2 μm 3/1/18</i>	<input type="checkbox"/>	<input checked="" type="checkbox"/>	<input checked="" type="checkbox"/>	<input checked="" type="checkbox"/>	↓
↓ -14	(L) M H	↓	<input checked="" type="checkbox"/> (A)	<input type="checkbox"/>	<input checked="" type="checkbox"/>	<input checked="" type="checkbox"/>	<input checked="" type="checkbox"/>	↓
↓ -15	(L) M H	↓	<input checked="" type="checkbox"/>	<input type="checkbox"/>	<input checked="" type="checkbox"/>	<input checked="" type="checkbox"/>	<input checked="" type="checkbox"/>	↓
_____	L M H	<input type="checkbox"/>	<input type="checkbox"/>	<input type="checkbox"/>	<input type="checkbox"/>	<input type="checkbox"/>	<input type="checkbox"/>	<input type="checkbox"/>
_____	L M H	<input type="checkbox"/>	<input type="checkbox"/>	<input type="checkbox"/>	<input type="checkbox"/>	<input type="checkbox"/>	<input type="checkbox"/>	<input type="checkbox"/>
_____	L M H	<input type="checkbox"/>	<input type="checkbox"/>	<input type="checkbox"/>	<input type="checkbox"/>	<input type="checkbox"/>	<input type="checkbox"/>	<input type="checkbox"/>
_____	L M H	<input type="checkbox"/>	<input type="checkbox"/>	<input type="checkbox"/>	<input type="checkbox"/>	<input type="checkbox"/>	<input type="checkbox"/>	<input type="checkbox"/>
_____	L M H	<input type="checkbox"/>	<input type="checkbox"/>	<input type="checkbox"/>	<input type="checkbox"/>	<input type="checkbox"/>	<input type="checkbox"/>	<input type="checkbox"/>

Full Mass Cal. Date: 2/7/18

- Run Log Present:
- # of Samples per Sequence Checked: (B)
- Instrument Blank Saved:
- IIS Area Saved:
- Reviewed By: KBF 3/9/18
Initials/Date

Comments:

(A) 0.2 FTS > 130%

(B) ~~0.2 μm 3/1/18~~

(B) See note on run log ~~KBF~~ 3/9/18

Dataset: F:\Projects\PFAS.PRO\Results\180307M1\180307M1-37.qld

Last Altered: Friday, March 09, 2018 09:20:10 Pacific Standard Time

Printed: Friday, March 09, 2018 09:20:23 Pacific Standard Time

(A) Above limit criteria.

Method: F:\Projects\PFAS.PRO\MethDB\PFAS_FULL_80C_030718.mdb 08 Mar 2018 15:11:54

Calibration: F:\Projects\PFAS.PRO\CurveDB\C18_VAL-PFAS_Q4_03-07-18-FULL.cdb 08 Mar 2018 13:04:56

Name: 180307M1_37, Date: 07-Mar-2018, Time: 22:53:40, ID: ST180307M1-11 PFC CS3 18B2317, Description: PFC CS3 18B2317

#	Name	Trace	Area	IS Area	RRF	Pred.RT	RT	y Axis Resp.	Conc.	%Rec	Recovery	Out
1	1 PFBA	213.0 > 168.8	8.79e3	1.08e4		1.73	1.44	10.1	10.1	100.7		NO
2	2 PFPeA	263.1 > 218.9	1.91e4	2.74e4		2.70	2.41	8.70	10.6	106.1		NO
3	3 PFBS	299.0 > 79.7	4.22e3	3.57e3		2.98	2.68	14.8	8.87	88.7		NO
4	4 4:2 FTS	327.2>307.2	5.18e3	3.57e3		3.38	3.08	18.1	9.70	97.0		NO
5	5 PFHxA	313.2 > 268.9	2.23e4	8.05e3		3.48	3.18	13.9	11.6	116.3		NO
6	6 PFPeS	349.1>80.1	4.06e3	3.57e3		3.67	3.38	14.2	9.85	98.5		NO
7	7 PFHpA	363.0 > 318.9	2.17e4	2.40e4		4.10	3.79	11.3	9.78	97.8		NO
8	8 L-PFHxS	398.9 > 79.6	3.50e3	2.70e3		4.24	3.94	16.2	10.3	103.0		NO
9	10 6:2 FTS	427.1 > 407	4.86e3	7.01e3		4.56	4.26	8.66	9.89	98.9		NO
10	11 L-PFOA	413 > 368.7	2.18e4	3.52e4		4.45	4.32	7.74	8.86	88.6		NO
11	13 PFHpS	449 > 80.0	4.25e3	3.52e4		4.71	4.42	1.51	9.00	90.0		NO
12	14 PFNA	463.0 > 418.8	2.43e4	2.88e4		5.04	4.75	10.5	9.58	95.8		NO
13	15 PFOSA	498.1 > 77.8	4.28e3	5.85e3		5.09	4.83	9.14	10.1	101.4		NO
14	16 L-PFOS	499 > 79.9	5.00e3	7.02e3		4.84	4.84	8.90	8.36	83.6		NO
15	18 PFDA	513 > 468.8	2.51e4	3.05e4		5.40	5.13	10.3	9.87	98.7		NO
16	19 8:2 FTS	527 > 506.9	5.54e3	4.30e3		5.38	5.10	16.1	13.8	137.6		YES ^(A)
17	20 PFNS	549.1>80.1	4.04e3	7.02e3		5.46	5.19	7.20	8.66	86.6		NO
18	21 N-MeFOSAA	570.1 > 419	1.49e4	1.36e4		5.55	5.28	13.7	9.87	98.7		NO
19	22 N-EtFOSAA	584.2 > 419	1.12e4	1.51e4		5.70	5.44	9.25	10.4	103.8		NO
20	23 PFUdA	563.0 > 518.9	2.16e4	3.36e4		5.72	5.45	8.03	8.18	81.8		NO
21	24 PFDS	598.8 > 80	4.84e3	3.36e4		5.76	5.50	1.80	9.66	96.6		NO
22	25 PFDoA	612.9 > 569.0	3.17e4	3.15e4		5.99	5.74	12.6	9.97	99.7		NO
23	26 N-MeFOSA	512.1 > 168.9	1.37e4	3.48e4		5.93	5.98	59.1	60.9	121.8		NO
24	27 PFTTrDA	662.9 > 618.9	3.09e4	3.15e4		6.22	5.99	12.3	9.78	97.8		NO
25	28 PFTeDA	712.9 > 668.8	2.58e4	1.75e4		6.41	6.21	18.5	12.8	128.4		NO
26	29 N-EtFOSA	526.1 > 168.9	1.72e4	5.11e4		6.25	6.37	50.4	50.5	101.0		NO
27	30 PFHxDA	813.1 > 768.6	1.45e4	1.75e4		6.69	6.54	4.15	9.34	93.4		NO
28	31 PFODA	913.1 > 868.8	2.89e4	1.75e4		6.90	6.78	8.24	10.7	107.0		NO
29	32 N-MeFOSE	616.1 > 58.9	1.44e4	3.72e4		6.31	6.51	58.0	64.5	129.0		NO
30	33 N-EtFOSE	630.1 > 58.9	1.40e4	3.63e4		6.45	6.65	57.9	50.5	101.0		NO
31	34 13C3-PFBA	216.1 > 171.8	1.08e4	1.34e4	0.829	1.73	1.45	10.1	12.2	97.6		NO

✓ 3/9/18
DM
3/9/18

Dataset: F:\Projects\PFAS.PRO\Results\180307M1\180307M1-37.qld

Last Altered: Friday, March 09, 2018 09:20:10 Pacific Standard Time

Printed: Friday, March 09, 2018 09:20:23 Pacific Standard Time

Name: 180307M1_37, Date: 07-Mar-2018, Time: 22:53:40, ID: ST180307M1-11 PFC CS3 18B2317, Description: PFC CS3 18B2317

#	Name	Trace	Area	IS Area	RRF	Pred.RT	RT	y Axis Resp.	Conc.	%Rec	Recovery	Out
32	35	13C3-PFPeA	266. > 221.8	2.74e4	3.16e4	0.814	2.70	2.41	10.8	13.3	106.4	NO
33	36	13C3-PFBS	302. > 98.8	3.57e3	3.16e4	0.096	2.98	2.68	1.41	14.6	117.2	NO
34	37	13C2-PFHxA	315 > 269.8	8.05e3	3.16e4	0.697	3.48	3.18	3.18	4.56	91.2	NO
35	38	13C4-PFHpA	367.2 > 321.8	2.40e4	3.16e4	0.683	4.10	3.79	9.49	13.9	111.1	NO
36	39	18O2-PFHxS	403.0 > 102.6	2.70e3	6.69e3	0.387	4.24	3.94	5.05	13.0	104.2	NO
37	40	13C2-6:2 FTS	429.1 > 408.9	7.01e3	3.18e4	0.238	4.56	4.26	2.76	11.6	92.7	NO
38	41	13C2-PFOA	414.9 > 369.7	3.52e4	3.18e4	1.079	4.61	4.32	13.8	12.8	102.6	NO
39	42	13C5-PFNA	468.2 > 422.9	2.88e4	3.76e4	0.853	5.04	4.75	9.57	11.2	89.8	NO
40	43	13C8-PFOSA	506.1 > 77.7	5.85e3	3.60e4	0.159	5.09	4.83	2.03	12.8	102.0	NO
41	44	13C8-PFOS	507.0 > 79.9	7.02e3	6.65e3	0.934	5.11	4.84	13.2	14.1	113.0	NO
42	45	13C2-PFDA	515.1 > 469.9	3.05e4	3.15e4	0.898	5.40	5.13	12.1	13.5	107.7	NO
43	46	13C2-8:2 FTS	529.1 > 508.7	4.30e3	3.16e4	0.170	5.38	5.10	1.70	9.99	79.9	NO
44	47	d3-N-MeFOSAA	573.3 > 419	1.36e4	3.60e4	0.372	5.55	5.28	4.74	12.7	101.8	NO
45	48	d5-N-EtFOSAA	589.3 > 419	1.51e4	3.60e4	0.385	5.70	5.44	5.25	13.6	109.0	NO
46	49	13C2-PFUdA	565 > 519.8	3.36e4	3.60e4	0.961	5.72	5.45	11.7	12.1	97.1	NO
47	50	13C2-PFDoA	615.0 > 569.7	3.15e4	3.60e4	0.864	5.99	5.74	10.9	12.7	101.4	NO
48	51	d3-N-MeFOSA	515.2 > 168.9	3.48e4	3.60e4	0.080	5.93	6.00	12.1	152	101.3	NO
49	52	13C2-PFTeDA	714.8 > 669.6	1.75e4	3.60e4	0.692	6.41	6.21	6.07	8.77	70.2	NO
50	53	d5-N-ETFOSA	531.1 > 168.9	5.11e4	3.60e4	0.113	6.25	6.39	17.7	157	104.4	NO
51	54	13C2-PFHxDA	815 > 769.7	1.75e4	3.60e4	1.397	6.69	6.54	6.09	4.36	87.2	NO
52	55	d7-N-MeFOSE	623.1 > 58.9	3.72e4	3.60e4	0.090	6.31	6.50	12.9	144	96.2	NO
53	56	d9-N-EtFOSE	639.2 > 58.8	3.63e4	3.60e4	0.084	6.45	6.64	12.6	150	100.2	NO
54	57	13C4-PFBA	217. > 171.8	1.34e4	1.34e4	1.000	1.73	1.44	12.5	12.5	100.0	NO
55	58	13C5-PFHxA	318 > 272.9	3.16e4	3.16e4	1.000	3.48	3.18	12.5	12.5	100.0	NO
56	59	13C3-PFHxS	401.9 > 79.9	6.69e3	6.69e3	1.000	4.24	3.94	12.5	12.5	100.0	NO
57	60	13C8-PFOA	421.3 > 376	3.18e4	3.18e4	1.000	4.61	4.31	12.5	12.5	100.0	NO
58	61	13C9-PFNA	472.2 > 426.9	3.76e4	3.76e4	1.000	4.70	4.75	12.5	12.5	100.0	NO
59	62	13C4-PFOS	503 > 79.9	6.65e3	6.65e3	1.000	5.11	4.84	12.5	12.5	100.0	NO
60	63	13C6-PFDA	519.1 > 473.7	3.15e4	3.15e4	1.000	5.40	5.13	12.5	12.5	100.0	NO
61	64	13C7-PFUdA	570.1 > 524.8	3.60e4	3.60e4	1.000	5.72	5.45	12.5	12.5	100.0	NO

Vista Analytical Laboratory

Dataset: Untitled

Last Altered: Friday, March 09, 2018 10:36:01 Pacific Standard Time

Printed: Friday, March 09, 2018 10:36:38 Pacific Standard Time

Method: F:\Projects\PFAS.PRO\MethDB\PFAS_FULL_80C_030718.mdb 08 Mar 2018 15:11:54

Calibration: F:\Projects\PFAS.PRO\CurveDB\C18_VAL-PFAS_Q4_03-07-18-FULL.cdb 08 Mar 2018 13:04:56

Compound name: PFBA

	Name	ID	Acq.Date	Acq.Time
1	180307M1_5	IPA	07-Mar-18	16:46:27
2	180307M1_6	ST180307M1-1 PFC CS-2 18C0602	07-Mar-18	16:57:52
3	180307M1_7	ST180307M1-2 PFC CS-1 18C0603	07-Mar-18	17:09:19
4	180307M1_8	ST180307M1-3 PFC CS0 18C0604	07-Mar-18	17:20:45
5	180307M1_9	ST180307M1-4 PFC CS1 18C0605	07-Mar-18	17:32:12
6	180307M1_10	ST180307M1-5 PFC CS2 18C0606	07-Mar-18	17:43:42
7	180307M1_11	ST180307M1-6 PFC CS3 18C0607	07-Mar-18	17:55:11
8	180307M1_12	ST180307M1-7 PFC CS4 18C0608	07-Mar-18	18:06:41
9	180307M1_13	ST180307M1-8 PFC CS5 18C0609	07-Mar-18	18:18:12
10	180307M1_14	ST180307M1-9 PFC CS6 18C0610	07-Mar-18	18:29:40
11	180307M1_15	ST180307M1-10 PFC CS7 18C0611	07-Mar-18	18:41:09
12	180307M1_16	IPA	07-Mar-18	18:52:38
13	180307M1_17	ICV180307M1-1 PFC ICV 18C0601	07-Mar-18	19:04:07
14	180307M1_18	IPA	07-Mar-18	19:15:34
15	180307M1_19	1800342-15 WI-AF-FB01-021718 0.11145	07-Mar-18	19:27:06
16	180307M1_20	B8B0147-BS1 OPR 0.25	07-Mar-18	19:38:30
17	180307M1_21	B8B0147-BLK1 Method Blank 0.25	07-Mar-18	19:49:57
18	180307M1_22	B8B0147-MS1 Matrix Spike 0.25376	07-Mar-18	20:01:28
19	180307M1_23	B8B0147-MSD1 Matrix Spike Dup 0.25664	07-Mar-18	20:12:55
20	180307M1_24	1800284-16RE1 OF-RW31-0218 0.11777	07-Mar-18	20:24:24
21	180307M1_25	1800328-01 RS 1 0.11484	07-Mar-18	20:35:50
22	180307M1_26	1800330-01 MW-3 0.1111	07-Mar-18	20:47:20
23	180307M1_27	1800335-01 IRPSite3-GW-03GW01-20180213 ...	07-Mar-18	20:58:50
24	180307M1_28	1800335-02 IRPSite3-GW-03GW02-20180213 ...	07-Mar-18	21:10:20
25	180307M1_29	1800335-03 IRPSite3-GW-03GW03-20180213 ...	07-Mar-18	21:21:49
26	180307M1_30	1800335-04 IRPSite3-GW-DUP01-20180213 0....	07-Mar-18	21:33:19
27	180307M1_31	1800335-05 IRPSite3-GW-EB01-20180213 0.2...	07-Mar-18	21:44:46
28	180307M1_32	1800335-06 IRPSite3-GW-FRB01-20180213 0....	07-Mar-18	21:56:15
29	180307M1_33	1800335-07 IRPSite3-GW-SWB01-20180213 0....	07-Mar-18	22:07:45
30	180307M1_34	1800343-01 YMCA Maintenance Bldg 0.25915	07-Mar-18	22:19:15
31	180307M1_35	1800343-02 YMCA Residence 0.26136	07-Mar-18	22:30:42

Dataset: Untitled

Last Altered: Friday, March 09, 2018 10:36:01 Pacific Standard Time

Printed: Friday, March 09, 2018 10:38:29 Pacific Standard Time

Compound name: PFBA

	Name	ID	Acq.Date	Acq.Time
32	180307M1_36	IPA	07-Mar-18	22:42:11
33	180307M1_37	ST180307M1-11 PFC CS3 18B2317	07-Mar-18	22:53:40
34	180307M1_38	IPA	07-Mar-18	23:05:10
35	180307M1_39	1800346-01 WI-AF-SB-FB01-021418 0.11713	07-Mar-18	23:16:40
36	180307M1_40	1800346-02 WI-AF-SB-FB01-021318 0.11317	07-Mar-18	23:28:10
37	180307M1_41	B8B0157-BS1 OPR 0.25	07-Mar-18	23:39:39
38	180307M1_42	B8B0157-BSD1 LCSD 0.25	07-Mar-18	23:51:06
39	180307M1_43	B8B0157-BLK1 Method Blank 0.25	08-Mar-18	00:02:34
40	180307M1_44	1800331-01 906A 0.12044	08-Mar-18	00:14:04
41	180307M1_45	1800331-02 906b 0.11572	08-Mar-18	00:25:31
42	180307M1_46	1800331-03 908 0.11722	08-Mar-18	00:37:01
43	180307M1_47	1800331-04 911 0.11887	08-Mar-18	00:48:30
44	180307M1_48	1800331-05 731 0.11762	08-Mar-18	00:59:59
45	180307M1_49	1800344-01 GW4751180215RAP 0.25614	08-Mar-18	01:11:29
46	180307M1_50	1800344-02 GW5357180215RAP 0.26043	08-Mar-18	01:22:58
47	180307M1_51	1800344-03 GW1620180216RAP 0.26555	08-Mar-18	01:34:28
48	180307M1_52	1800344-04 GW2630180216RAP 0.26027	08-Mar-18	01:45:58
49	180307M1_53	1800344-05 GW3640180216RAP 0.26103	08-Mar-18	01:57:28
50	180307M1_54	1800353-01 WI-AF-N2-5-0218 0.11121	08-Mar-18	02:08:54
51	180307M1_55	1800353-02 WI-AF-FB01-022018 0.11958	08-Mar-18	02:20:25
52	180307M1_56	1800353-03 WI-AF-MW-3-0218 0.11741	08-Mar-18	02:31:52
53	180307M1_57	1800353-04 WI-AF-MW-202-0218 0.11256	08-Mar-18	02:43:21
54	180307M1_58	1800353-05 WI-AF-MW-204-0218 0.11807	08-Mar-18	02:54:51
55	180307M1_59	IPA	08-Mar-18	03:06:21
56	180307M1_60	ST180307M1-12 PFC CS3 18B2317	08-Mar-18	03:17:50
57	180307M1_61	IPA	08-Mar-18	03:29:19
58	180307M1_62	1800353-06 WI-AF-MW-114-0218 0.11872	08-Mar-18	03:40:49
59	180307M1_63	1800353-07 WI-AF-EB03-022018 0.12247	08-Mar-18	03:52:16
60	180307M1_64	IPA	08-Mar-18	04:03:45
61	180307M1_65	ST180307M1-13 PFC CS3 18B2317	08-Mar-18	04:15:12
62	180307M1_66	ST180307M1-14 PFC CS0 18C0604	08-Mar-18	04:26:42
63	180307M1_67	IPA	08-Mar-18	04:38:08
64	180307M1_68	B8B0151-BS1 OPR 1	08-Mar-18	04:49:38
65	180307M1_69	B8B0151-BLK1 Method Blank 1	08-Mar-18	05:01:04

(A) Invalid, over 10 samples.
On 3/9/18

Dataset: Untitled

Last Altered: Friday, March 09, 2018 10:36:01 Pacific Standard Time

Printed: Friday, March 09, 2018 10:36:38 Pacific Standard Time

Compound name: PFBA

	Name	ID	Acq.Date	Acq.Time
66	180307M1_70	B8B0151-MS1 Matrix Spike 1.1	08-Mar-18	05:12:34
67	180307M1_71	B8B0151-MSD1 Matrix Spike Dup 1.09	08-Mar-18	05:24:03
68	180307M1_72	1800346-03 WI-AF-SB615-6768-0218 1.08	08-Mar-18	05:35:33
69	180307M1_73	1800346-04 WI-AF-SB615-0001-0218 1.33	08-Mar-18	05:47:00
70	180307M1_74	1800346-05 WI-AF-SB615-0506-0218 1.2	08-Mar-18	05:58:31
71	180307M1_75	1800356-03 WI-AF-SB611-0H01-0218 1.06	08-Mar-18	06:09:57
72	180307M1_76	1800356-04 WI-AF-SB611-0103-0218 1.07	08-Mar-18	06:21:27
73	180307M1_77	1800356-05 WI-AF-SB611P-0103-0218 1.16	08-Mar-18	06:32:56
74	180307M1_78	1800356-06 WI-AF-SB611-1213-0218 1.1	08-Mar-18	06:44:27
75	180307M1_79	IPA	08-Mar-18	06:55:57
76	180307M1_80	ST180307M1-15 PFC CS3 18B2317	08-Mar-18	07:07:26
77	180307M1_81	IPA	08-Mar-18	07:18:52

Dataset: F:\Projects\PFAS.PRO\Results\180307M1\180307M1-37.qld

Last Altered: Friday, March 09, 2018 09:20:10 Pacific Standard Time

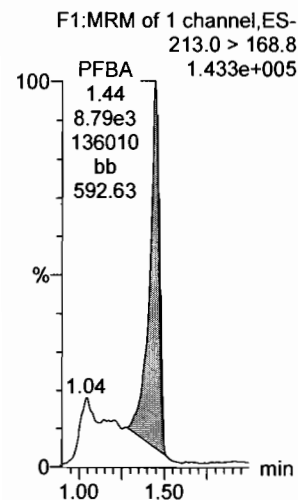
Printed: Friday, March 09, 2018 09:20:23 Pacific Standard Time

Method: F:\Projects\PFAS.PRO\MethDB\PFAS_FULL_80C_030718.mdb 08 Mar 2018 15:11:54

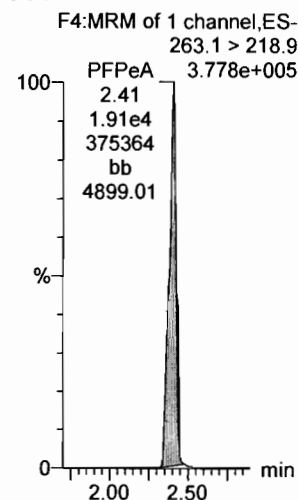
Calibration: F:\Projects\PFAS.PRO\CurveDB\C18_VAL-PFAS_Q4_03-07-18-FULL.cdb 08 Mar 2018 13:04:56

Name: 180307M1_37, Date: 07-Mar-2018, Time: 22:53:40, ID: ST180307M1-11 PFC CS3 18B2317, Description: PFC CS3 18B2317

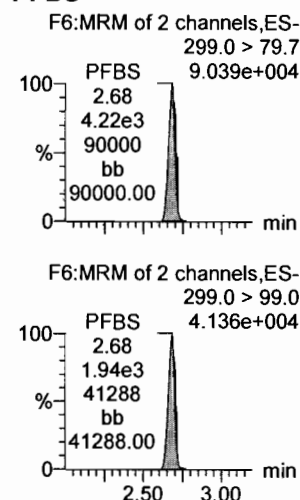
PFBA




PFPeA



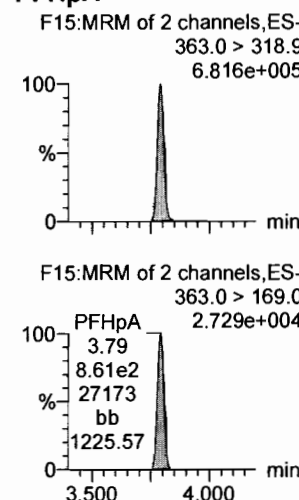
PFBS



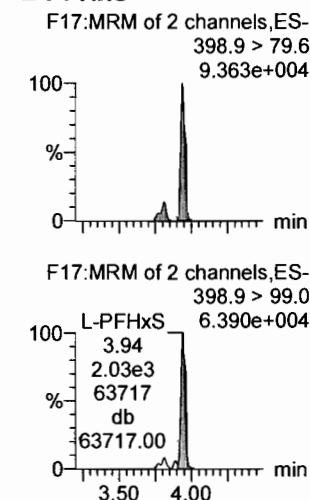
PFHxA



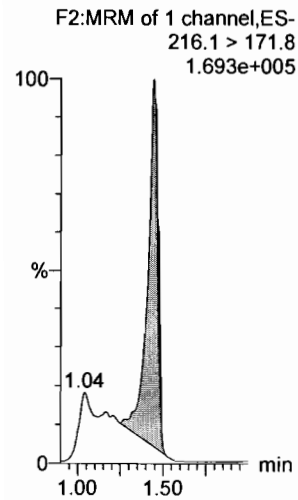
PFHpA



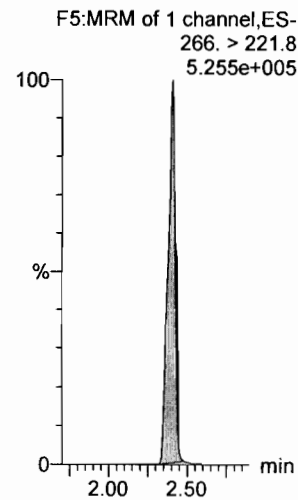
L-PFHxS



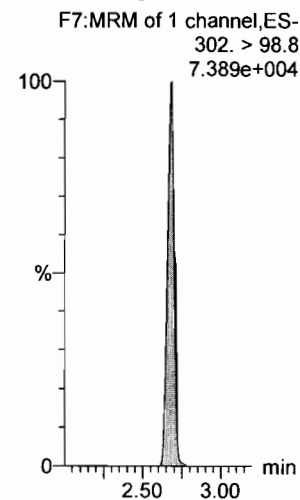
13C3-PFBA



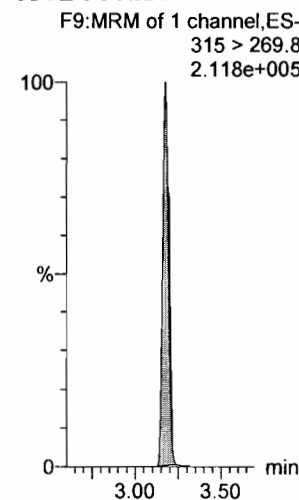
13C3-PFPeA



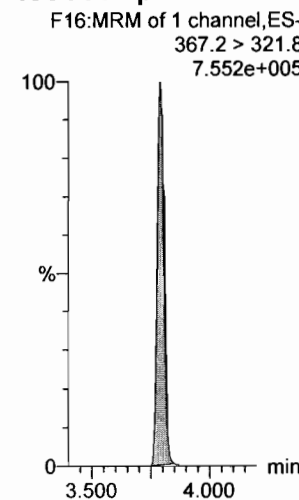
13C3-PFBS



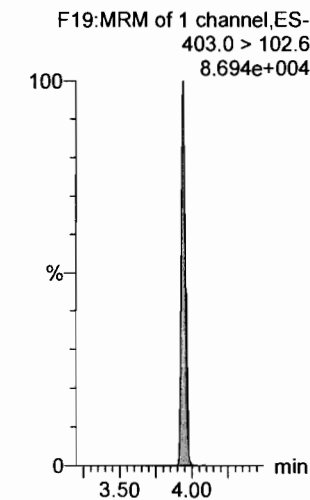
13C2-PFHxA



13C4-PFHpA



18O2-PFHxS



Dataset: F:\Projects\PFAS.PRO\Results\180307M1\180307M1-37.qld

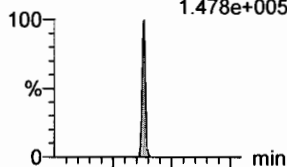
Last Altered: Friday, March 09, 2018 09:20:10 Pacific Standard Time

Printed: Friday, March 09, 2018 09:20:23 Pacific Standard Time

Name: 180307M1_37, Date: 07-Mar-2018, Time: 22:53:40, ID: ST180307M1-11 PFC CS3 18B2317, Description: PFC CS3 18B2317

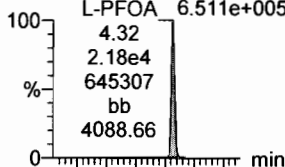
6:2 FTS

F23:MRM of 2 channels,ES-
427.1 > 407
1.478e+005



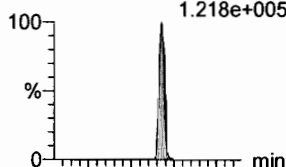
L-PFOA

F20:MRM of 2 channels,ES-
413 > 368.7
6.511e+005




PFHpS

F25:MRM of 2 channels,ES-
449 > 80.0
1.218e+005



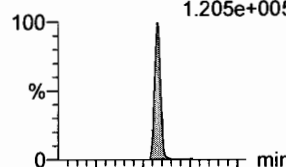
PFNA

F26:MRM of 2 channels,ES-
463.0 > 418.8
6.947e+005



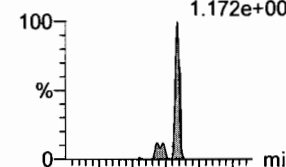
PFOSA

F29:MRM of 4 channels,ES-
498.1 > 77.8
1.205e+005

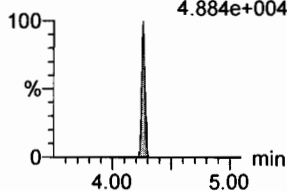


L-PFOS

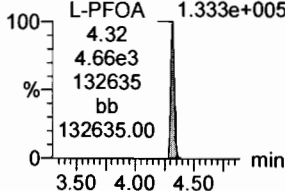
F31:MRM of 2 channels,ES-
499 > 79.9
1.172e+005



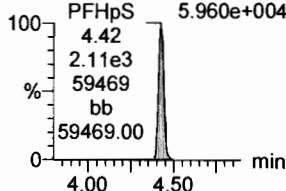
F23:MRM of 2 channels,ES-
427.1 > 80
4.884e+004



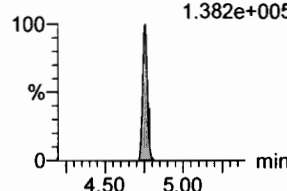
F20:MRM of 2 channels,ES-
413 > 169
1.333e+005



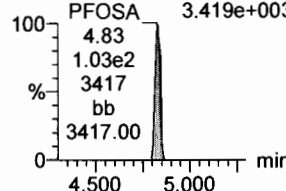
F25:MRM of 2 channels,ES-
449 > 98.7
5.960e+004



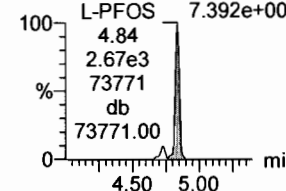
F26:MRM of 2 channels,ES-
463.0 > 219.0
1.382e+005



F29:MRM of 4 channels,ES-
498.1 > 478
3.419e+003

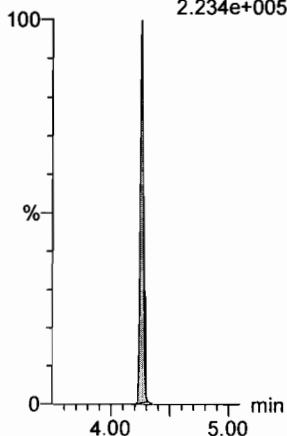


F31:MRM of 2 channels,ES-
499 > 99
7.392e+004



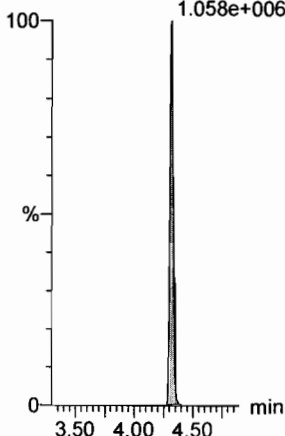
13C2-6:2 FTS

F24:MRM of 1 channel,ES-
429.1 > 408.9
2.234e+005



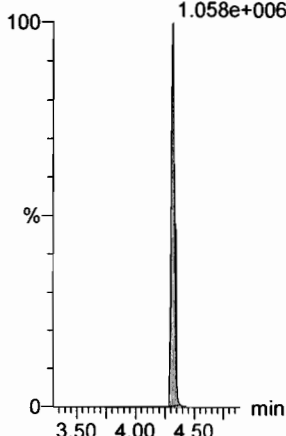
13C2-PFOA

F21:MRM of 1 channel,ES-
414.9 > 369.7
1.058e+006



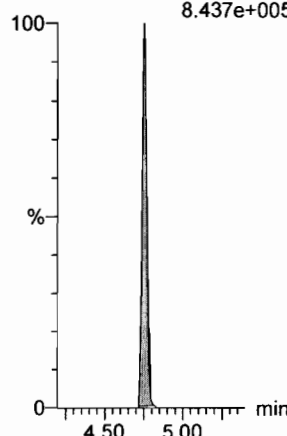
13C2-PFOA

F21:MRM of 1 channel,ES-
414.9 > 369.7
1.058e+006



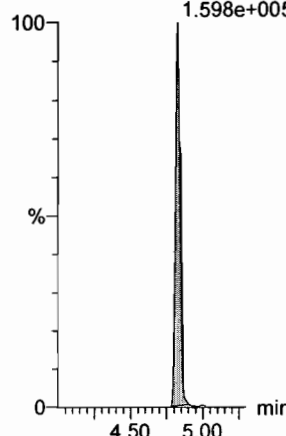
13C5-PFNA

F27:MRM of 1 channel,ES-
468.2 > 422.9
8.437e+005



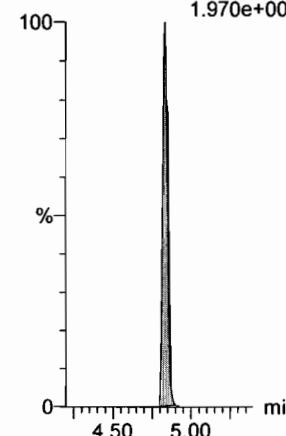
13C8-PFOA

F33:MRM of 1 channel,ES-
506.1 > 77.7
1.598e+005



13C8-PFOS

F34:MRM of 1 channel,ES-
507.0 > 79.9
1.970e+005



Dataset: F:\Projects\PFAS.PRO\Results\180307M1\180307M1-37.qld


Last Altered: Friday, March 09, 2018 09:20:10 Pacific Standard Time

Printed: Friday, March 09, 2018 09:20:23 Pacific Standard Time

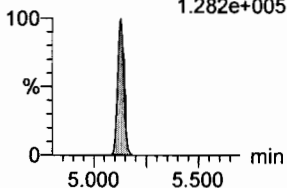
Name: 180307M1_37, Date: 07-Mar-2018, Time: 22:53:40, ID: ST180307M1-11 PFC CS3 18B2317, Description: PFC CS3 18B2317

PFDA

F36:MRM of 2 channels,ES-
513 > 468.8
7.128e+005

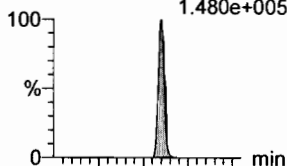


F36:MRM of 2 channels,ES-
513 > 219
1.282e+005

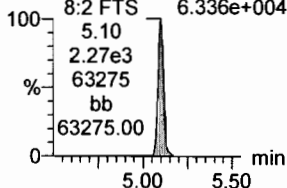


8:2 FTS

F41:MRM of 2 channels,ES-
527 > 506.9
1.480e+005

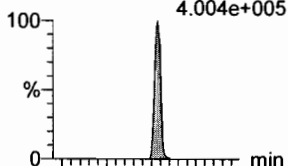


F41:MRM of 2 channels,ES-
527 > 80
6.336e+004

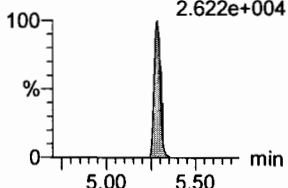


N-MeFOSAA

F47:MRM of 2 channels,ES-
570.1 > 419
4.004e+005

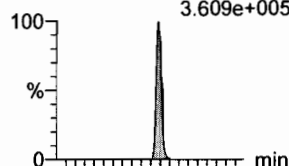


F47:MRM of 2 channels,ES-
570.1 > 483.0
2.622e+004

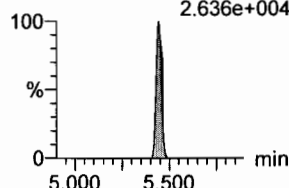


N-EtFOSAA

F50:MRM of 2 channels,ES-
584.2 > 419
3.609e+005

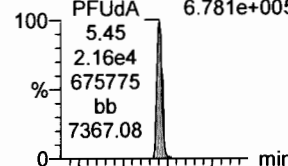


F50:MRM of 2 channels,ES-
584.2 > 483.0
2.636e+004

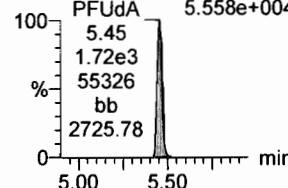


PFUdA

F45:MRM of 2 channels,ES-
563.0 > 518.9
6.781e+005

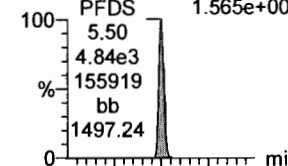


F45:MRM of 2 channels,ES-
563.0 > 269
5.558e+004

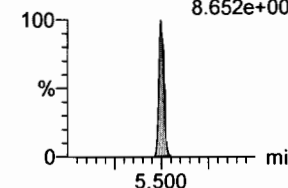


PFDS

F52:MRM of 2 channels,ES-
598.8 > 80
1.565e+005

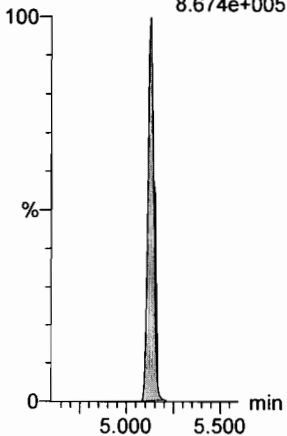


F52:MRM of 2 channels,ES-
598.8 > 98.7
8.652e+004



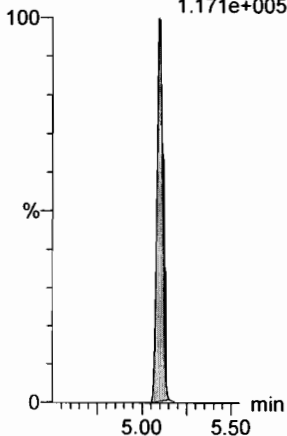
13C2-PFDA

F37:MRM of 1 channel,ES-
515.1 > 469.9
8.674e+005



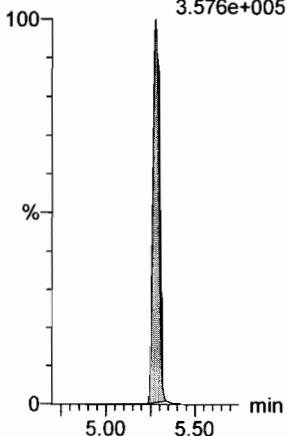
13C2-8:2 FTS

F42:MRM of 1 channel,ES-
529.1 > 508.7
1.171e+005



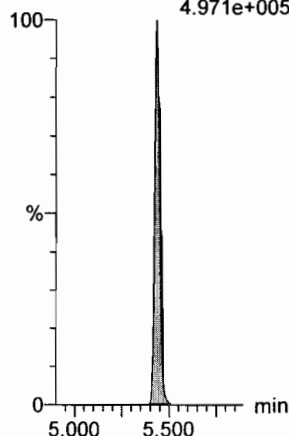
d3-N-MeFOSAA

F49:MRM of 1 channel,ES-
573.3 > 419
3.576e+005



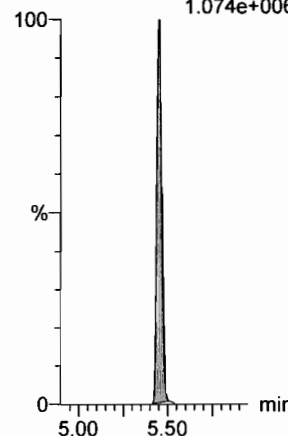
d5-N-EtFOSAA

F51:MRM of 1 channel,ES-
589.3 > 419
4.971e+005



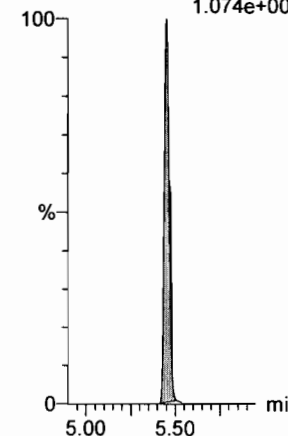
13C2-PFUdA

F46:MRM of 1 channel,ES-
565 > 519.8
1.074e+006



13C2-PFUdA

F46:MRM of 1 channel,ES-
565 > 519.8
1.074e+006

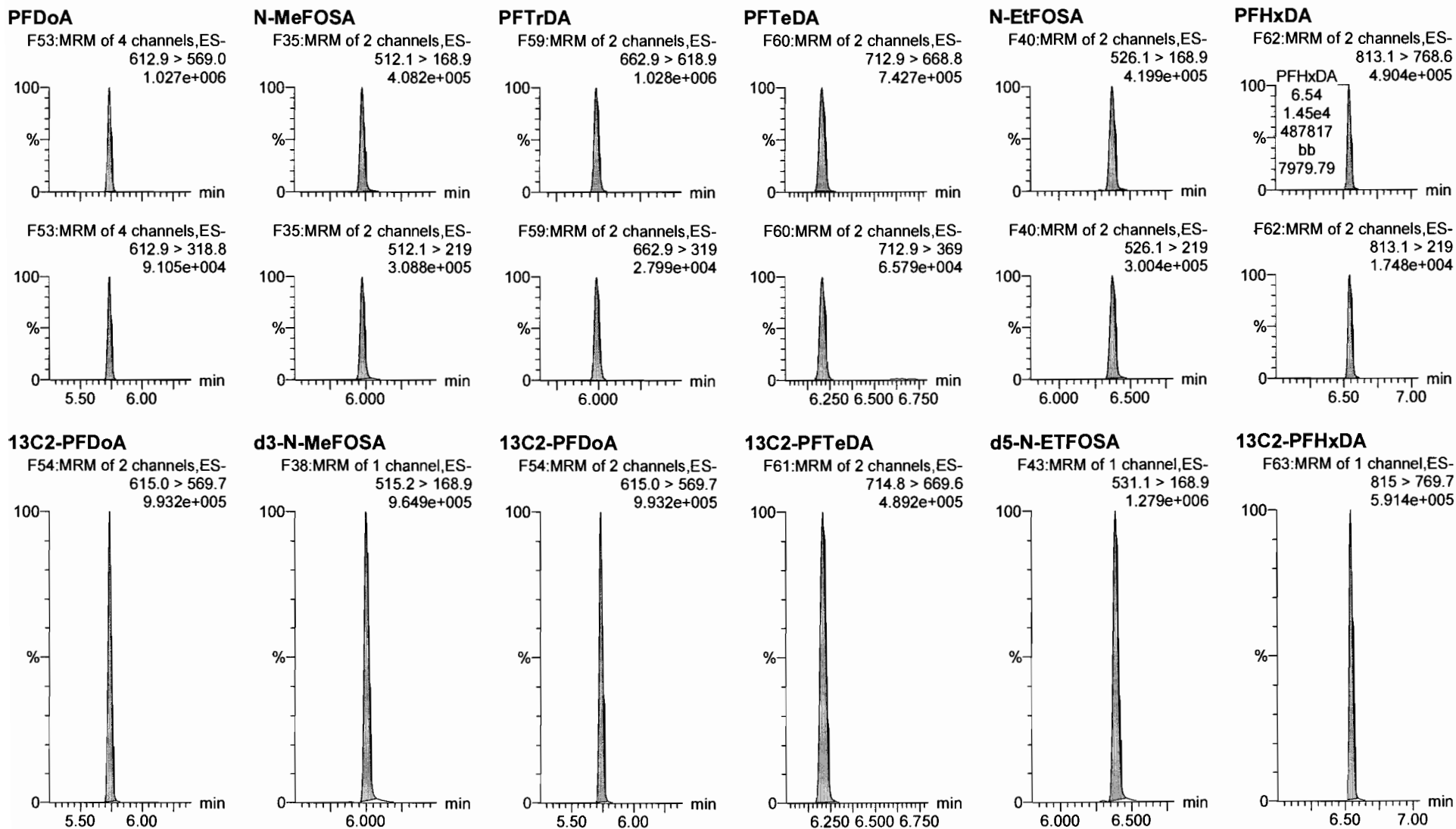


Dataset: F:\Projects\PFAS.PRO\Results\180307M1\180307M1-37.qld

Last Altered: Friday, March 09, 2018 09:20:10 Pacific Standard Time

Printed: Friday, March 09, 2018 09:20:23 Pacific Standard Time

Name: 180307M1_37, Date: 07-Mar-2018, Time: 22:53:40, ID: ST180307M1-11 PFC CS3 18B2317, Description: PFC CS3 18B2317



Dataset: F:\Projects\PFAS.PRO\Results\180307M1\180307M1-37.qld

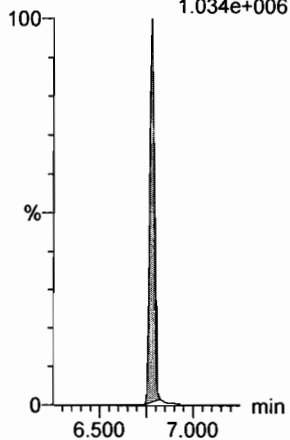
Last Altered: Friday, March 09, 2018 09:20:10 Pacific Standard Time

Printed: Friday, March 09, 2018 09:20:23 Pacific Standard Time

Name: 180307M1_37, Date: 07-Mar-2018, Time: 22:53:40, ID: ST180307M1-11 PFC CS3 18B2317, Description: PFC CS3 18B2317

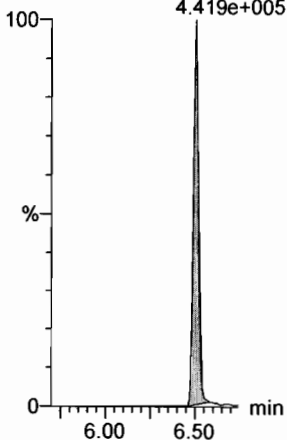
PFODA

F64:MRM of 1 channel,ES-
913.1 > 868.8
1.034e+006



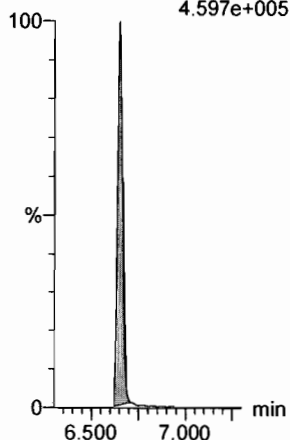
N-MeFOSE

F55:MRM of 1 channel,ES-
616.1 > 58.9
4.419e+005



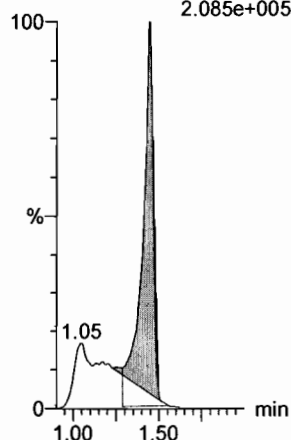
N-EtFOSE

F57:MRM of 1 channel,ES-
630.1 > 58.9
4.597e+005



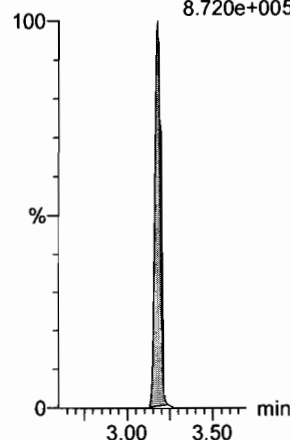
13C4-PFBA

F3:MRM of 1 channel,ES-
217. > 171.8
2.085e+005



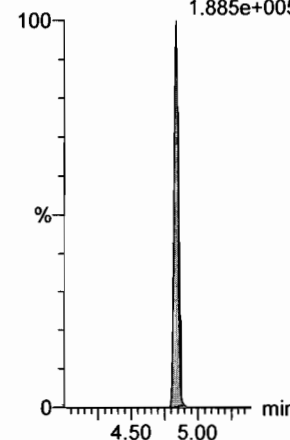
13C5-PFHxA

F10:MRM of 1 channel,ES-
318 > 272.9
8.720e+005



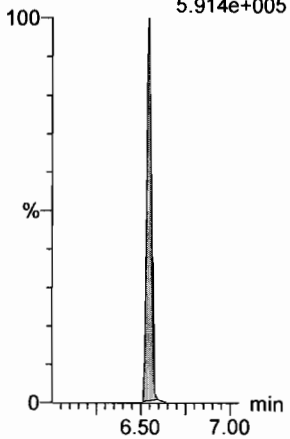
13C4-PFOS

F32:MRM of 1 channel,ES-
503 > 79.9
1.885e+005



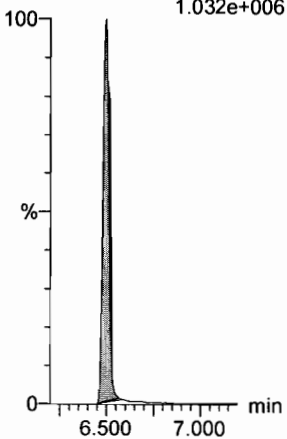
13C2-PFHxDA

F63:MRM of 1 channel,ES-
815 > 769.7
5.914e+005



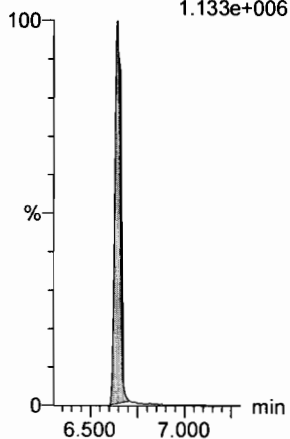
d7-N-MeFOSE

F56:MRM of 1 channel,ES-
623.1 > 58.9
1.032e+006



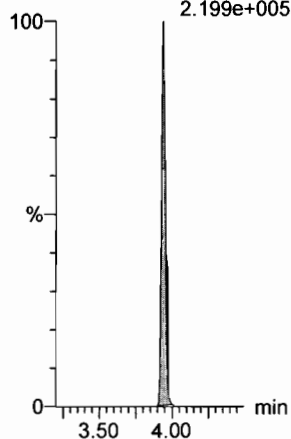
d9-N-EtFOSE

F58:MRM of 1 channel,ES-
639.2 > 58.8
1.133e+006



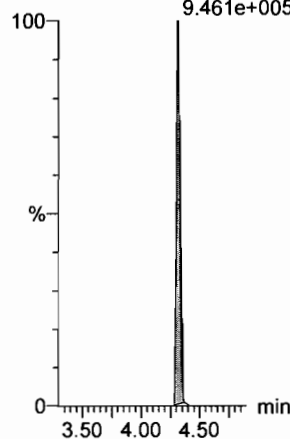
13C3-PFHxS

F18:MRM of 1 channel,ES-
401.9 > 79.9
2.199e+005



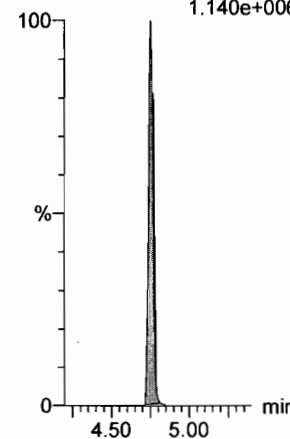
13C8-PFOA

F22:MRM of 1 channel,ES-
421.3 > 376
9.461e+005



13C9-PFNA

F28:MRM of 1 channel,ES-
472.2 > 426.9
1.140e+006



Dataset: F:\Projects\PFAS.PRO\Results\180307M1\180307M1-37.qld

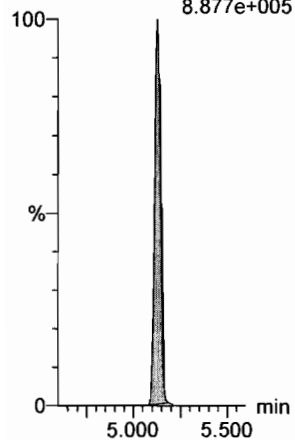
Last Altered: Friday, March 09, 2018 09:20:10 Pacific Standard Time

Printed: Friday, March 09, 2018 09:20:23 Pacific Standard Time

Name: 180307M1_37, Date: 07-Mar-2018, Time: 22:53:40, ID: ST180307M1-11 PFC CS3 18B2317, Description: PFC CS3 18B2317

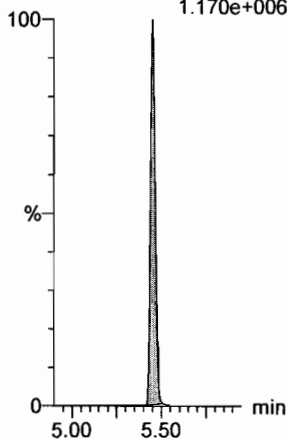
13C6-PFDA

F39:MRM of 1 channel,ES-
519.1 > 473.7
8.877e+005



13C7-PFUdA

F48:MRM of 1 channel,ES-
570.1 > 524.8
1.170e+006



Dataset: F:\Projects\PFAS.PRO\Results\180307M1\180307M1-60.qld

Last Altered: Friday, March 09, 2018 09:24:16 Pacific Standard Time

Printed: Friday, March 09, 2018 09:24:30 Pacific Standard Time

Method: F:\Projects\PFAS.PRO\MethDB\PFAS_FULL_80C_030718.mdb 08 Mar 2018 15:11:54

Calibration: F:\Projects\PFAS.PRO\CurveDB\C18_VAL-PFAS_Q4_03-07-18-FULL.cdb 08 Mar 2018 13:04:56

Name: 180307M1_60, Date: 08-Mar-2018, Time: 03:17:50, ID: ST180307M1-12 PFC CS3 18B2317, Description: PFC CS3 18B2317

#	Name	Trace	Area	IS Area	RRF	Pred.RT	RT	y Axis Resp.	Conc.	%Rec	Recovery	Out
1	1 PFBA	213.0 > 168.8	9.34e3	1.12e4		1.73	1.44	10.4	10.4	103.6	NO	
2	2 PFPeA	263.1 > 218.9	2.05e4	2.81e4		2.70	2.41	9.10	11.1	111.0	NO	
3	3 PFBS	299.0 > 79.7	4.77e3	3.67e3		2.98	2.68	16.2	9.73	97.3	NO	
4	4 4:2 FTS	327.2>307.2	5.05e3	3.67e3		3.38	3.08	17.2	9.20	92.0	NO	
5	5 PFHxA	313.2 > 268.9	2.48e4	1.01e4		3.48	3.18	12.3	10.3	103.0	NO	
6	6 PFPeS	349.1>80.1	4.64e3	3.67e3		3.67	3.37	15.8	11.0	109.5	NO	
7	7 PFHpA	363.0 > 318.9	2.40e4	2.54e4		4.10	3.79	11.8	10.3	102.5	NO	
8	8 L-PFHxS	398.9 > 79.6	3.58e3	2.47e3		4.24	3.94	18.1	11.5	115.2	NO	
9	10 6:2 FTS	427.1 > 407	5.46e3	7.21e3		4.56	4.26	9.47	10.8	108.2	NO	
10	11 L-PFOA	413 > 368.7	2.72e4	3.74e4		4.45	4.32	9.11	10.4	104.4	NO	
11	13 PFHpS	449 > 80.0	4.62e3	3.74e4		4.71	4.42	1.54	9.20	92.0	NO	
12	14 PFNA	463.0 > 418.8	2.98e4	3.16e4		5.04	4.75	11.8	10.7	107.1	NO	
13	15 PFOSA	498.1 > 77.8	5.13e3	6.84e3		5.09	4.83	9.37	10.4	104.0	NO	
14	16 L-PFOS	499 > 79.9	5.60e3	7.81e3		4.84	4.84	8.96	8.41	84.1	NO	
15	18 PFDA	513 > 468.8	2.56e4	3.06e4		5.40	5.13	10.5	10.1	100.7	NO	
16	19 8:2 FTS	527 > 506.9	4.62e3	4.63e3		5.38	5.10	12.5	10.6	105.6	NO	
17	20 PFNS	549.1>80.1	4.49e3	7.81e3		5.46	5.19	7.18	8.64	86.4	NO	
18	21 N-MeFOSAA	570.1 > 419	1.45e4	1.46e4		5.55	5.28	12.4	8.97	89.7	NO	
19	22 N-EtFOSAA	584.2 > 419	1.31e4	1.48e4		5.70	5.44	11.1	12.4	124.1	NO	
20	23 PFUdA	563.0 > 518.9	2.61e4	3.27e4		5.72	5.45	9.97	10.2	101.6	NO	
21	24 PFDS	598.8 > 80	4.89e3	3.27e4		5.76	5.50	1.87	10.0	100.3	NO	
22	25 PFDoA	612.9 > 569.0	2.77e4	3.14e4		5.99	5.74	11.0	8.76	87.6	NO	
23	26 N-MeFOSA	512.1 > 168.9	1.41e4	3.69e4		5.93	5.98	57.3	59.0	118.1	NO	
24	27 PFTrDA	662.9 > 618.9	3.30e4	3.14e4		6.22	5.99	13.1	10.5	104.7	NO	
25	28 PFTeDA	712.9 > 668.8	2.74e4	2.18e4		6.41	6.21	15.7	10.9	108.8	NO	
26	29 N-EtFOSA	526.1 > 168.9	1.82e4	5.36e4		6.25	6.38	50.9	51.0	102.0	NO	
27	30 PFHxDA	813.1 > 768.6	1.56e4	1.92e4		6.69	6.55	4.07	9.15	91.5	NO	
28	31 PFODA	913.1 > 868.8	2.86e4	1.92e4		6.90	6.78	7.44	9.67	96.7	NO	
29	32 N-MeFOSE	616.1 > 58.9	1.41e4	4.50e4		6.31	6.51	47.1	52.3	104.7	NO	
30	33 N-EtFOSE	630.1 > 58.9	1.62e4	3.78e4		6.45	6.65	64.4	56.2	112.4	NO	
31	34 13C3-PFBA	216.1 > 171.8	1.12e4	1.35e4	0.829	1.73	1.45	10.4	12.5	100.1	NO	

Handwritten notes:
 ✓ WAF 3/9/18
 DM
 3/9/18

Dataset: F:\Projects\PFAS.PRO\Results\180307M1\180307M1-60.qld

Last Altered: Friday, March 09, 2018 09:24:16 Pacific Standard Time

Printed: Friday, March 09, 2018 09:24:30 Pacific Standard Time

Name: 180307M1_60, Date: 08-Mar-2018, Time: 03:17:50, ID: ST180307M1-12 PFC CS3 18B2317, Description: PFC CS3 18B2317

#	Name	Trace	Area	IS Area	RRF	Pred.RT	RT	y Axis Resp.	Conc.	%Rec	Recovery	Out
32	35	13C3-PFPeA	266. > 221.8	2.81e4	3.40e4	0.814	2.70	2.41	10.4	12.7	101.8	NO
33	36	13C3-PFBS	302. > 98.8	3.67e3	3.40e4	0.096	2.98	2.68	1.35	14.0	112.3	NO
34	37	13C2-PFHxA	315 > 269.8	1.01e4	3.40e4	0.697	3.48	3.18	3.71	5.33	106.5	NO
35	38	13C4-PFHpA	367.2 > 321.8	2.54e4	3.40e4	0.683	4.10	3.79	9.35	13.7	109.4	NO
36	39	18O2-PFHxS	403.0 > 102.6	2.47e3	6.08e3	0.387	4.24	3.94	5.08	13.1	104.9	NO
37	40	13C2-6:2 FTS	429.1 > 408.9	7.21e3	3.49e4	0.238	4.56	4.26	2.58	10.9	86.9	NO
38	41	13C2-PFOA	414.9 > 369.7	3.74e4	3.49e4	1.079	4.61	4.32	13.4	12.4	99.2	NO
39	42	13C5-PFNA	468.2 > 422.9	3.16e4	3.78e4	0.853	5.04	4.75	10.4	12.2	97.9	NO
40	43	13C8-PFOSA	506.1 > 77.7	6.84e3	3.30e4	0.159	5.09	4.83	2.59	16.2	129.9	NO
41	44	13C8-PFOS	507.0 > 79.9	7.81e3	7.93e3	0.934	5.11	4.84	12.3	13.2	105.4	NO
42	45	13C2-PFDA	515.1 > 469.9	3.06e4	3.18e4	0.898	5.40	5.13	12.0	13.4	107.0	NO
43	46	13C2-8:2 FTS	529.1 > 508.7	4.63e3	3.40e4	0.170	5.38	5.10	1.70	10.0	80.3	NO
44	47	d3-N-MeFOSAA	573.3 > 419	1.46e4	3.30e4	0.372	5.55	5.28	5.51	14.8	118.3	NO
45	48	d5-N-EtFOSAA	589.3 > 419	1.48e4	3.30e4	0.385	5.70	5.44	5.61	14.6	116.7	NO
46	49	13C2-PFUdA	565 > 519.8	3.27e4	3.30e4	0.961	5.72	5.45	12.4	12.9	102.9	NO
47	50	13C2-PFDoA	615.0 > 569.7	3.14e4	3.30e4	0.864	5.99	5.74	11.9	13.8	110.0	NO
48	51	d3-N-MeFOSA	515.2 > 168.9	3.69e4	3.30e4	0.080	5.93	6.00	14.0	175	116.9	NO
49	52	13C2-PFTeDA	714.8 > 669.6	2.18e4	3.30e4	0.692	6.41	6.21	8.26	11.9	95.5	NO
50	53	d5-N-ETFOSA	531.1 > 168.9	5.36e4	3.30e4	0.113	6.25	6.39	20.3	179	119.3	NO
51	54	13C2-PFHxDA	815 > 769.7	1.92e4	3.30e4	1.397	6.69	6.55	7.27	5.21	104.1	NO
52	55	d7-N-MeFOSE	623.1 > 58.9	4.50e4	3.30e4	0.090	6.31	6.50	17.0	190	126.8	NO
53	56	d9-N-EtFOSE	639.2 > 58.8	3.78e4	3.30e4	0.084	6.45	6.64	14.3	170	113.6	NO
54	57	13C4-PFBA	217. > 171.8	1.35e4	1.35e4	1.000	1.73	1.44	12.5	12.5	100.0	NO
55	58	13C5-PFHxA	318 > 272.9	3.40e4	3.40e4	1.000	3.48	3.18	12.5	12.5	100.0	NO
56	59	13C3-PFHxS	401.9 > 79.9	6.08e3	6.08e3	1.000	4.24	3.94	12.5	12.5	100.0	NO
57	60	13C8-PFOA	421.3 > 376	3.49e4	3.49e4	1.000	4.61	4.31	12.5	12.5	100.0	NO
58	61	13C9-PFNA	472.2 > 426.9	3.78e4	3.78e4	1.000	4.70	4.75	12.5	12.5	100.0	NO
59	62	13C4-PFOS	503 > 79.9	7.93e3	7.93e3	1.000	5.11	4.84	12.5	12.5	100.0	NO
60	63	13C6-PFDA	519.1 > 473.7	3.18e4	3.18e4	1.000	5.40	5.13	12.5	12.5	100.0	NO
61	64	13C7-PFUdA	570.1 > 524.8	3.30e4	3.30e4	1.000	5.72	5.45	12.5	12.5	100.0	NO

Vista Analytical Laboratory

Dataset: Untitled

Last Altered: Friday, March 09, 2018 10:36:01 Pacific Standard Time

Printed: Friday, March 09, 2018 10:38:29 Pacific Standard Time

Method: F:\Projects\PFAS.PRO\MethDB\PFAS_FULL_80C_030718.mdb 08 Mar 2018 15:11:54

Calibration: F:\Projects\PFAS.PRO\CurveDB\C18_VAL-PFAS_Q4_03-07-18-FULL.cdb 08 Mar 2018 13:04:56

Compound name: PFBA

	Name	ID	Acq.Date	Acq.Time
1	180307M1_5	IPA	07-Mar-18	16:46:27
2	180307M1_6	ST180307M1-1 PFC CS-2 18C0602	07-Mar-18	16:57:52
3	180307M1_7	ST180307M1-2 PFC CS-1 18C0603	07-Mar-18	17:09:19
4	180307M1_8	ST180307M1-3 PFC CS0 18C0604	07-Mar-18	17:20:45
5	180307M1_9	ST180307M1-4 PFC CS1 18C0605	07-Mar-18	17:32:12
6	180307M1_10	ST180307M1-5 PFC CS2 18C0606	07-Mar-18	17:43:42
7	180307M1_11	ST180307M1-6 PFC CS3 18C0607	07-Mar-18	17:55:11
8	180307M1_12	ST180307M1-7 PFC CS4 18C0608	07-Mar-18	18:06:41
9	180307M1_13	ST180307M1-8 PFC CS5 18C0609	07-Mar-18	18:18:12
10	180307M1_14	ST180307M1-9 PFC CS6 18C0610	07-Mar-18	18:29:40
11	180307M1_15	ST180307M1-10 PFC CS7 18C0611	07-Mar-18	18:41:09
12	180307M1_16	IPA	07-Mar-18	18:52:38
13	180307M1_17	ICV180307M1-1 PFC ICV 18C0601	07-Mar-18	19:04:07
14	180307M1_18	IPA	07-Mar-18	19:15:34
15	180307M1_19	1800342-15 WI-AF-FB01-021718 0.11145	07-Mar-18	19:27:06
16	180307M1_20	B8B0147-BS1 OPR 0.25	07-Mar-18	19:38:30
17	180307M1_21	B8B0147-BLK1 Method Blank 0.25	07-Mar-18	19:49:57
18	180307M1_22	B8B0147-MS1 Matrix Spike 0.25376	07-Mar-18	20:01:28
19	180307M1_23	B8B0147-MSD1 Matrix Spike Dup 0.25664	07-Mar-18	20:12:55
20	180307M1_24	1800284-16RE1 OF-RW31-0218 0.11777	07-Mar-18	20:24:24
21	180307M1_25	1800328-01 RS 1 0.11484	07-Mar-18	20:35:50
22	180307M1_26	1800330-01 MW-3 0.1111	07-Mar-18	20:47:20
23	180307M1_27	1800335-01 IRPSite3-GW-03GW01-20180213 ...	07-Mar-18	20:58:50
24	180307M1_28	1800335-02 IRPSite3-GW-03GW02-20180213 ...	07-Mar-18	21:10:20
25	180307M1_29	1800335-03 IRPSite3-GW-03GW03-20180213 ...	07-Mar-18	21:21:49
26	180307M1_30	1800335-04 IRPSite3-GW-DUP01-20180213 0....	07-Mar-18	21:33:19
27	180307M1_31	1800335-05 IRPSite3-GW-EB01-20180213 0.2...	07-Mar-18	21:44:46
28	180307M1_32	1800335-06 IRPSite3-GW-FRB01-20180213 0....	07-Mar-18	21:56:15
29	180307M1_33	1800335-07 IRPSite3-GW-SWB01-20180213 0....	07-Mar-18	22:07:45
30	180307M1_34	1800343-01 YMCA Maintenance Bldg 0.25915	07-Mar-18	22:19:15
31	180307M1_35	1800343-02 YMCA Residence 0.26136	07-Mar-18	22:30:42

Dataset: Untitled

Last Altered: Friday, March 09, 2018 10:36:01 Pacific Standard Time

Printed: Friday, March 09, 2018 10:38:29 Pacific Standard Time

Compound name: PFBA

	Name	ID	Acq.Date	Acq.Time
32	180307M1_36	IPA	07-Mar-18	22:42:11
33	180307M1_37	ST180307M1-11 PFC CS3 18B2317	07-Mar-18	22:53:40
34	180307M1_38	IPA	07-Mar-18	23:05:10
35	180307M1_39	1800346-01 WI-AF-SB-FB01-021418 0.11713	07-Mar-18	23:16:40
36	180307M1_40	1800346-02 WI-AF-SB-FB01-021318 0.11317	07-Mar-18	23:28:10
37	180307M1_41	B8B0157-BS1 OPR 0.25	07-Mar-18	23:39:39
38	180307M1_42	B8B0157-BSD1 LCSD 0.25	07-Mar-18	23:51:06
39	180307M1_43	B8B0157-BLK1 Method Blank 0.25	08-Mar-18	00:02:34
40	180307M1_44	1800331-01 906A 0.12044	08-Mar-18	00:14:04
41	180307M1_45	1800331-02 906b 0.11572	08-Mar-18	00:25:31
42	180307M1_46	1800331-03 908 0.11722	08-Mar-18	00:37:01
43	180307M1_47	1800331-04 911 0.11887	08-Mar-18	00:48:30
44	180307M1_48	1800331-05 731 0.11762	08-Mar-18	00:59:59
45	180307M1_49	1800344-01 GW4751180215RAP 0.25614	08-Mar-18	01:11:29
46	180307M1_50	1800344-02 GW5357180215RAP 0.26043	08-Mar-18	01:22:58
47	180307M1_51	1800344-03 GW1620180216RAP 0.26555	08-Mar-18	01:34:28
48	180307M1_52	1800344-04 GW2630180216RAP 0.26027	08-Mar-18	01:45:58
49	180307M1_53	1800344-05 GW3640180216RAP 0.26103	08-Mar-18	01:57:28
50	180307M1_54	1800353-01 WI-AF-N2-5-0218 0.11121	08-Mar-18	02:08:54
51	180307M1_55	1800353-02 WI-AF-FB01-022018 0.11958	08-Mar-18	02:20:25
52	180307M1_56	1800353-03 WI-AF-MW-3-0218 0.11741	08-Mar-18	02:31:52
53	180307M1_57	1800353-04 WI-AF-MW-202-0218 0.11256	08-Mar-18	02:43:21
54	180307M1_58	1800353-05 WI-AF-MW-204-0218 0.11807	08-Mar-18	02:54:51
55	180307M1_59	IPA	08-Mar-18	03:06:21
56	180307M1_60	ST180307M1-12 PFC CS3 18B2317	08-Mar-18	03:17:50
57	180307M1_61	IPA	08-Mar-18	03:29:19
58	180307M1_62	1800353-06 WI-AF-MW-114-0218 0.11872	08-Mar-18	03:40:49
59	180307M1_63	1800353-07 WI-AF-EB03-022018 0.12247	08-Mar-18	03:52:16
60	180307M1_64	IPA	08-Mar-18	04:03:45
61	180307M1_65	ST180307M1-13 PFC CS3 18B2317	08-Mar-18	04:15:12
62	180307M1_66	ST180307M1-14 PFC CS0 18C0604	08-Mar-18	04:26:42
63	180307M1_67	IPA	08-Mar-18	04:38:08
64	180307M1_68	B8B0151-BS1 OPR 1	08-Mar-18	04:49:38
65	180307M1_69	B8B0151-BLK1 Method Blank 1	08-Mar-18	05:01:04

(A) Invalid, over 10 samples.
 On 3/9/18

Dataset: Untitled

Last Altered: Friday, March 09, 2018 10:36:01 Pacific Standard Time

Printed: Friday, March 09, 2018 10:38:29 Pacific Standard Time

Compound name: PFBA

	Name	ID	Acq.Date	Acq.Time
66	180307M1_70	B8B0151-MS1 Matrix Spike 1.1	08-Mar-18	05:12:34
67	180307M1_71	B8B0151-MSD1 Matrix Spike Dup 1.09	08-Mar-18	05:24:03
68	180307M1_72	1800346-03 WI-AF-SB615-6768-0218 1.08	08-Mar-18	05:35:33
69	180307M1_73	1800346-04 WI-AF-SB615-0001-0218 1.33	08-Mar-18	05:47:00
70	180307M1_74	1800346-05 WI-AF-SB615-0506-0218 1.2	08-Mar-18	05:58:31
71	180307M1_75	1800356-03 WI-AF-SB611-0H01-0218 1.06	08-Mar-18	06:09:57
72	180307M1_76	1800356-04 WI-AF-SB611-0103-0218 1.07	08-Mar-18	06:21:27
73	180307M1_77	1800356-05 WI-AF-SB611P-0103-0218 1.16	08-Mar-18	06:32:56
74	180307M1_78	1800356-06 WI-AF-SB611-1213-0218 1.1	08-Mar-18	06:44:27
75	180307M1_79	IPA	08-Mar-18	06:55:57
76	180307M1_80	ST180307M1-15 PFC CS3 18B2317	08-Mar-18	07:07:26
77	180307M1_81	IPA	08-Mar-18	07:18:52

Dataset: F:\Projects\PFAS.PRO\Results\180307M1\180307M1-60.qld

Last Altered: Friday, March 09, 2018 09:24:16 Pacific Standard Time


Printed: Friday, March 09, 2018 09:24:30 Pacific Standard Time

Method: F:\Projects\PFAS.PRO\MethDB\PFAS_FULL_80C_030718.mdb 08 Mar 2018 15:11:54

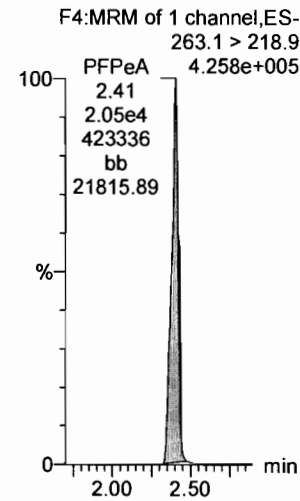
Calibration: F:\Projects\PFAS.PRO\CurveDB\C18_VAL-PFAS_Q4_03-07-18-FULL.cdb 08 Mar 2018 13:04:56

Name: 180307M1_60, Date: 08-Mar-2018, Time: 03:17:50, ID: ST180307M1-12 PFC CS3 18B2317, Description: PFC CS3 18B2317

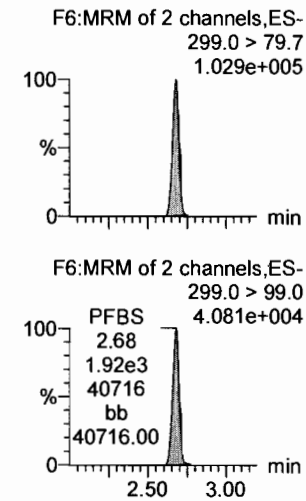
PFBA



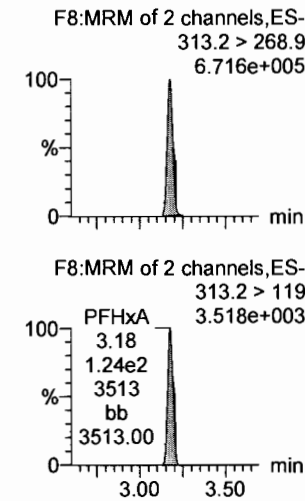
PFPeA



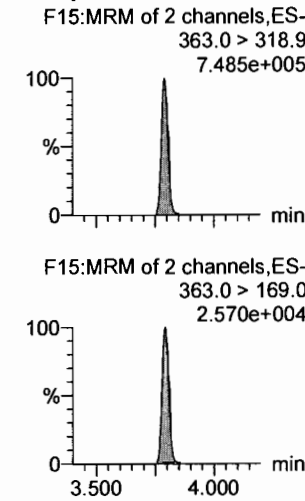
PFBS



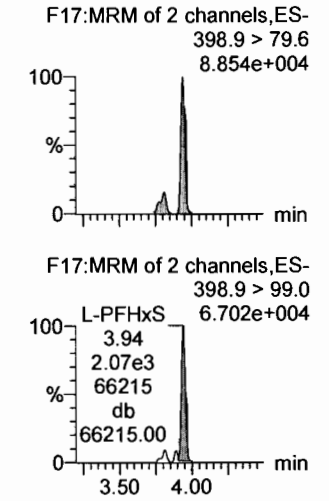
PFHxA



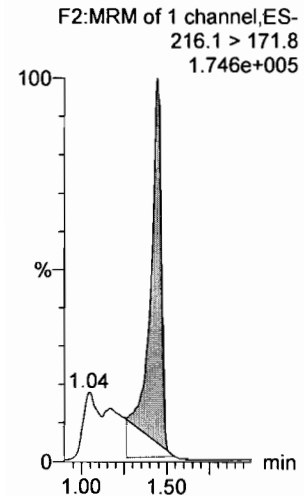
PFHpA



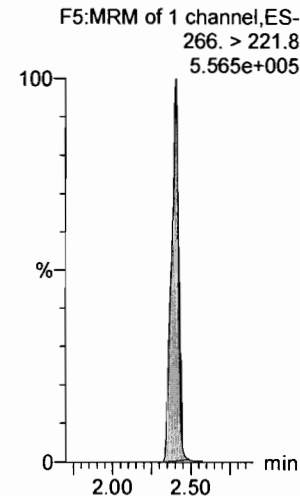
L-PFHxS



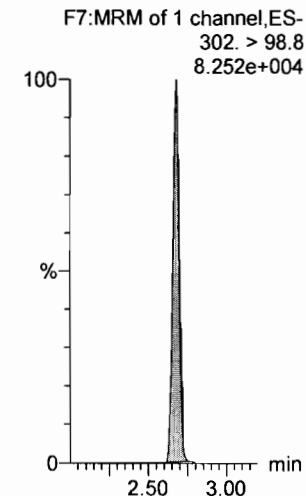
13C3-PFBA



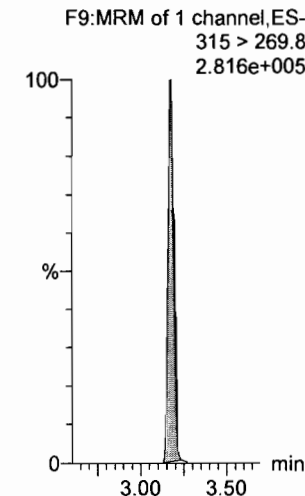
13C3-PFPeA



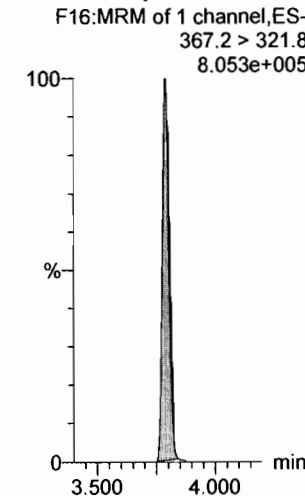
13C3-PFBS



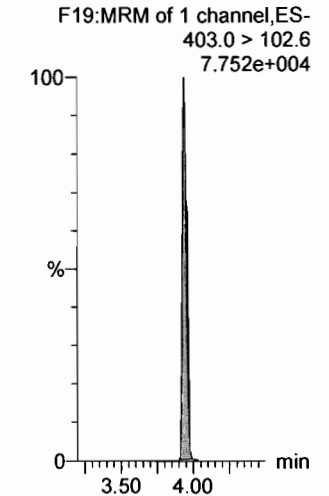
13C2-PFHxA



13C4-PFHpA



18O2-PFHxS



Dataset: F:\Projects\PFAS.PRO\Results\180307M1\180307M1-60.qld

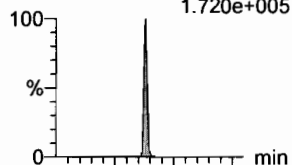
Last Altered: Friday, March 09, 2018 09:24:16 Pacific Standard Time

Printed: Friday, March 09, 2018 09:24:30 Pacific Standard Time

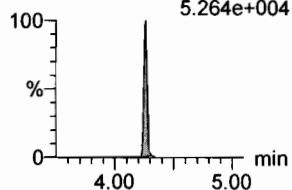
Name: 180307M1_60, Date: 08-Mar-2018, Time: 03:17:50, ID: ST180307M1-12 PFC CS3 18B2317, Description: PFC CS3 18B2317

6:2 FTS

F23:MRM of 2 channels,ES-
427.1 > 407
1.720e+005

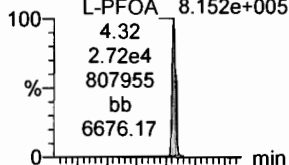


F23:MRM of 2 channels,ES-
427.1 > 80
5.264e+004

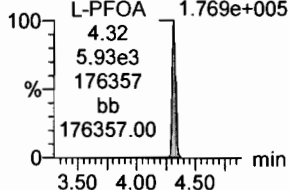


L-PFOA

F20:MRM of 2 channels,ES-
413 > 368.7
8.152e+005




F20:MRM of 2 channels,ES-
413 > 169
1.769e+005

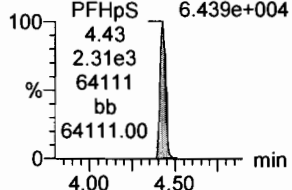


PFHpS

F25:MRM of 2 channels,ES-
449 > 80.0
1.326e+005




F25:MRM of 2 channels,ES-
449 > 98.7
6.439e+004

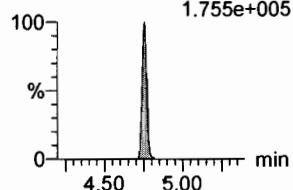


PFNA

F26:MRM of 2 channels,ES-
463.0 > 418.8
8.697e+005

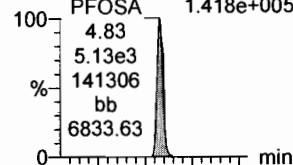


F26:MRM of 2 channels,ES-
463.0 > 219.0
1.755e+005

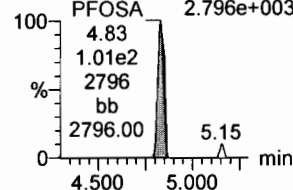


PFOSA

F29:MRM of 4 channels,ES-
498.1 > 77.8
1.418e+005

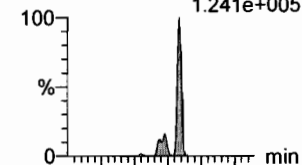


F29:MRM of 4 channels,ES-
498.1 > 478
2.796e+003

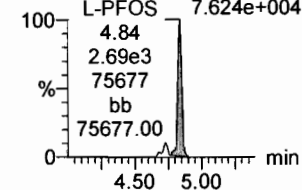


L-PFOS

F31:MRM of 2 channels,ES-
499 > 79.9
1.241e+005

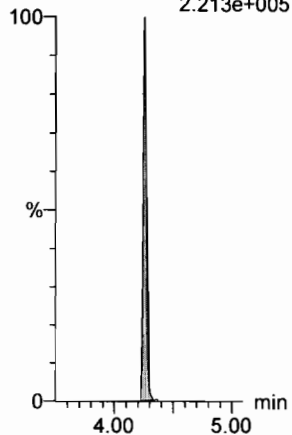


F31:MRM of 2 channels,ES-
499 > 99
7.624e+004



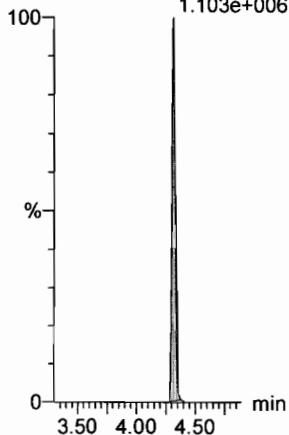
13C2-6:2 FTS

F24:MRM of 1 channel,ES-
429.1 > 408.9
2.213e+005



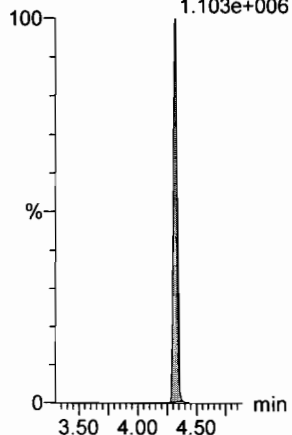
13C2-PFOA

F21:MRM of 1 channel,ES-
414.9 > 369.7
1.103e+006



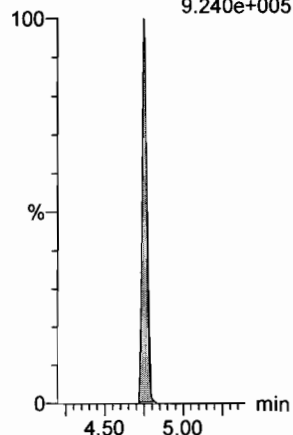
13C2-PFOA

F21:MRM of 1 channel,ES-
414.9 > 369.7
1.103e+006



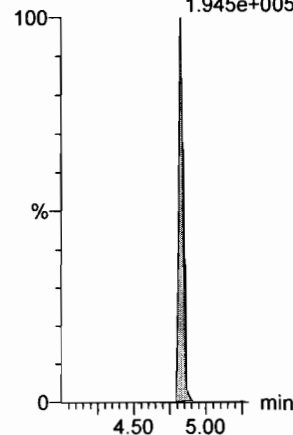
13C5-PFNA

F27:MRM of 1 channel,ES-
468.2 > 422.9
9.240e+005



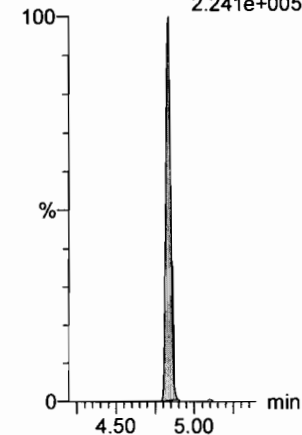
13C8-PFOA

F33:MRM of 1 channel,ES-
506.1 > 77.7
1.945e+005



13C8-PFOS

F34:MRM of 1 channel,ES-
507.0 > 79.9
2.241e+005



Dataset: F:\Projects\PFAS.PRO\Results\180307M1\180307M1-60.qld

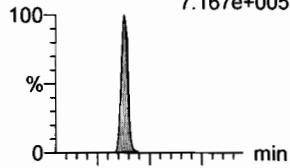
Last Altered: Friday, March 09, 2018 09:24:16 Pacific Standard Time

Printed: Friday, March 09, 2018 09:24:30 Pacific Standard Time

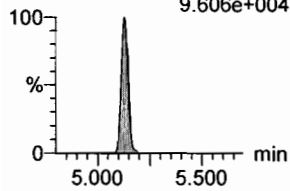
Name: 180307M1_60, Date: 08-Mar-2018, Time: 03:17:50, ID: ST180307M1-12 PFC CS3 18B2317, Description: PFC CS3 18B2317

PFDA

F36:MRM of 2 channels,ES-
513 > 468.8
7.167e+005

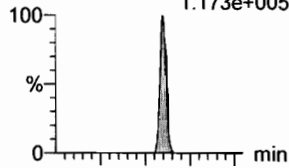


F36:MRM of 2 channels,ES-
513 > 219
9.606e+004

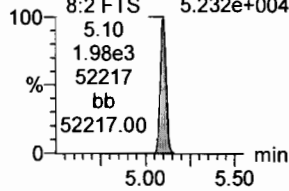


8:2 FTS

F41:MRM of 2 channels,ES-
527 > 506.9
1.173e+005

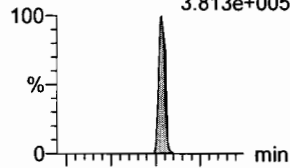


F41:MRM of 2 channels,ES-
527 > 80
5.232e+004

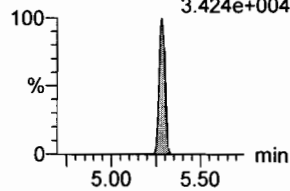


N-MeFOSAA

F47:MRM of 2 channels,ES-
570.1 > 419
3.813e+005

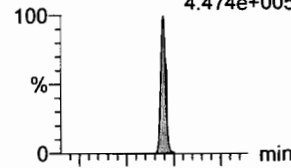


F47:MRM of 2 channels,ES-
570.1 > 483.0
3.424e+004

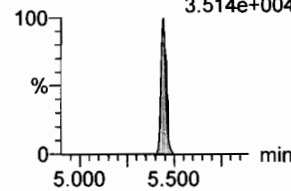


N-EtFOSAA

F50:MRM of 2 channels,ES-
584.2 > 419
4.474e+005

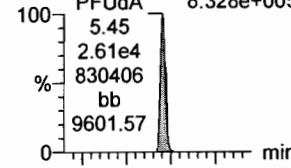


F50:MRM of 2 channels,ES-
584.2 > 483.0
3.514e+004

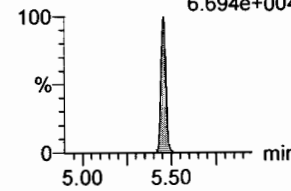


PFUdA

F45:MRM of 2 channels,ES-
563.0 > 518.9
8.328e+005

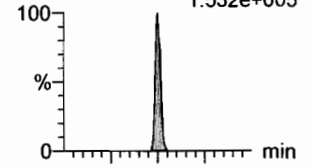


F45:MRM of 2 channels,ES-
563.0 > 269
6.694e+004

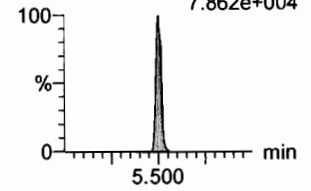


PFDS

F52:MRM of 2 channels,ES-
598.8 > 80
1.532e+005

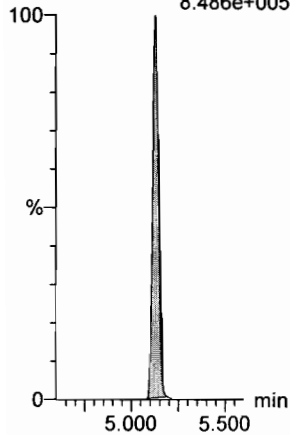


F52:MRM of 2 channels,ES-
598.8 > 98.7
7.862e+004



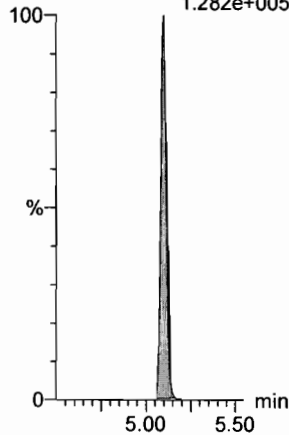
13C2-PFDA

F37:MRM of 1 channel,ES-
515.1 > 469.9
8.486e+005



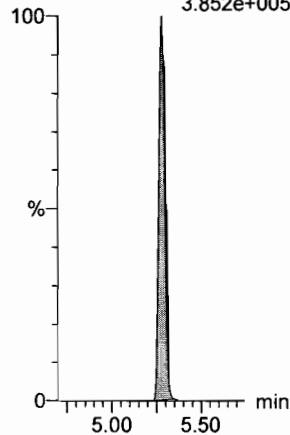
13C2-8:2 FTS

F42:MRM of 1 channel,ES-
529.1 > 508.7
1.282e+005



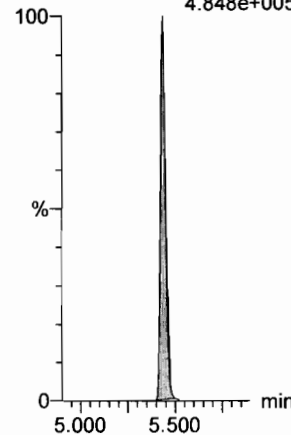
d3-N-MeFOSAA

F49:MRM of 1 channel,ES-
573.3 > 419
3.852e+005



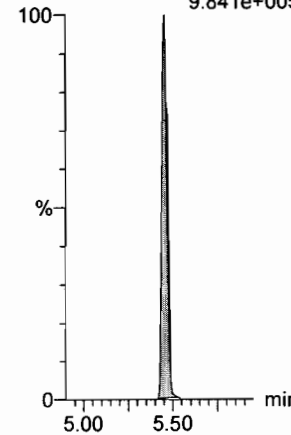
d5-N-EtFOSAA

F51:MRM of 1 channel,ES-
589.3 > 419
4.848e+005



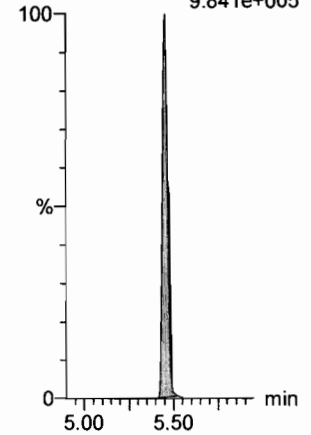
13C2-PFUdA

F46:MRM of 1 channel,ES-
565 > 519.8
9.841e+005



13C2-PFUdA

F46:MRM of 1 channel,ES-
565 > 519.8
9.841e+005



Dataset: F:\Projects\PFAS.PRO\Results\180307M1\180307M1-60.qld

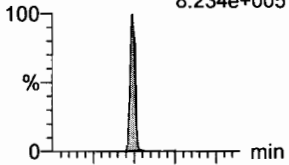
Last Altered: Friday, March 09, 2018 09:24:16 Pacific Standard Time

Printed: Friday, March 09, 2018 09:24:30 Pacific Standard Time

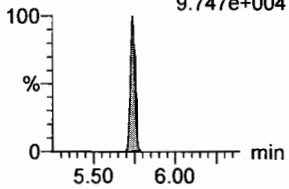
Name: 180307M1_60, Date: 08-Mar-2018, Time: 03:17:50, ID: ST180307M1-12 PFC CS3 18B2317, Description: PFC CS3 18B2317

PFDoA

F53:MRM of 4 channels,ES-
612.9 > 569.0
8.234e+005

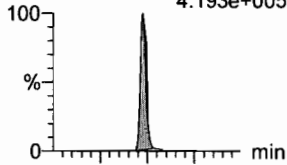


F53:MRM of 4 channels,ES-
612.9 > 318.8
9.747e+004

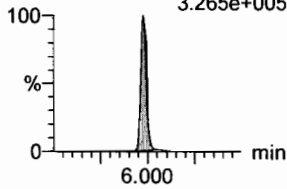


N-MeFOSA

F35:MRM of 2 channels,ES-
512.1 > 168.9
4.193e+005

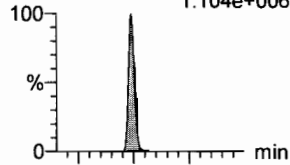


F35:MRM of 2 channels,ES-
512.1 > 219
3.265e+005

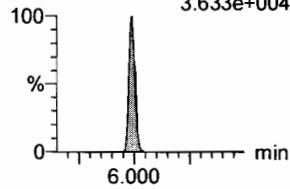


PFTrDA

F59:MRM of 2 channels,ES-
662.9 > 618.9
1.104e+006

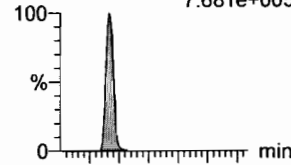


F59:MRM of 2 channels,ES-
662.9 > 319
3.633e+004

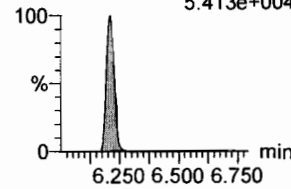


PFTeDA

F60:MRM of 2 channels,ES-
712.9 > 668.8
7.681e+005

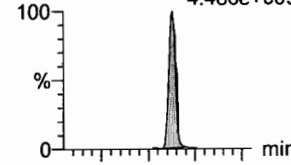


F60:MRM of 2 channels,ES-
712.9 > 369
5.413e+004

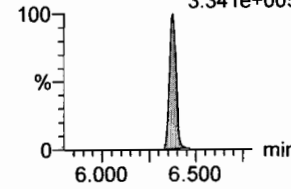


N-EtFOSA

F40:MRM of 2 channels,ES-
526.1 > 168.9
4.486e+005

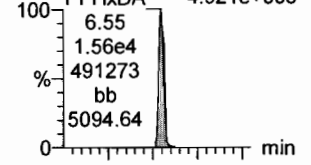


F40:MRM of 2 channels,ES-
526.1 > 219
3.341e+005

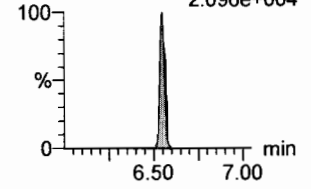


PFHxDA

F62:MRM of 2 channels,ES-
813.1 > 768.6
4.921e+005

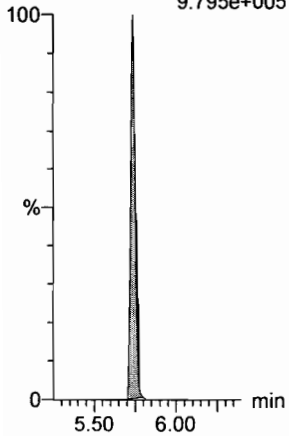


F62:MRM of 2 channels,ES-
813.1 > 219
2.096e+004



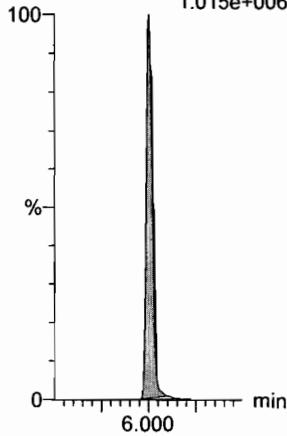
13C2-PFDoA

F54:MRM of 2 channels,ES-
615.0 > 569.7
9.795e+005



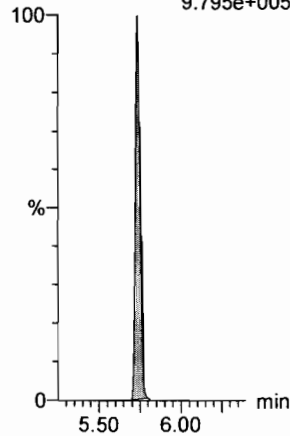
d3-N-MeFOSA

F38:MRM of 1 channel,ES-
515.2 > 168.9
1.015e+006



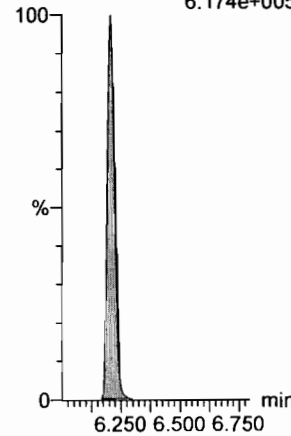
13C2-PFDoA

F54:MRM of 2 channels,ES-
615.0 > 569.7
9.795e+005



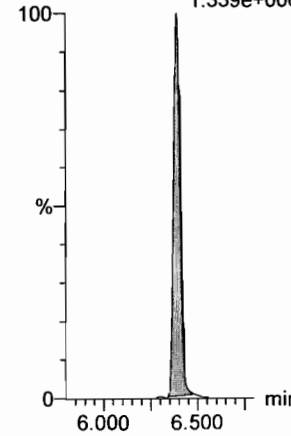
13C2-PFTeDA

F61:MRM of 2 channels,ES-
714.8 > 669.6
6.174e+005



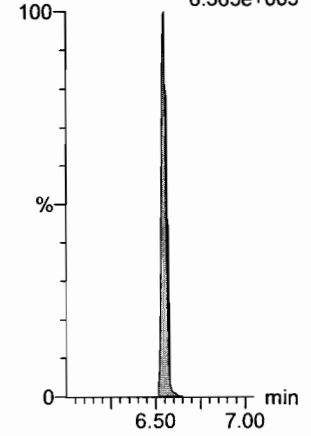
d5-N-ETFOSA

F43:MRM of 1 channel,ES-
531.1 > 168.9
1.339e+006



13C2-PFHxDA

F63:MRM of 1 channel,ES-
815 > 769.7
6.365e+005



Dataset: F:\Projects\PFAS.PRO\Results\180307M1\180307M1-60.qld

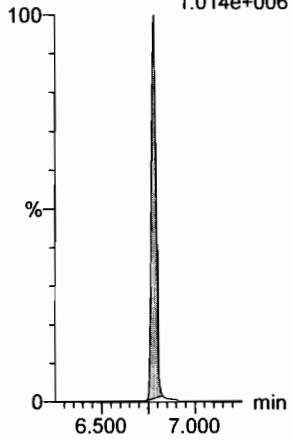
Last Altered: Friday, March 09, 2018 09:24:16 Pacific Standard Time

Printed: Friday, March 09, 2018 09:24:30 Pacific Standard Time

Name: 180307M1_60, Date: 08-Mar-2018, Time: 03:17:50, ID: ST180307M1-12 PFC CS3 18B2317, Description: PFC CS3 18B2317

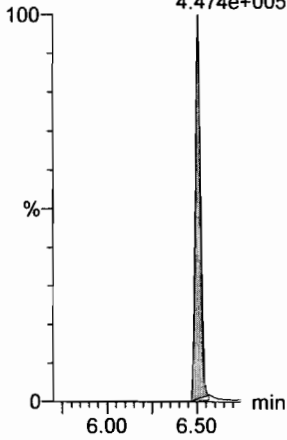
PFODA

F64:MRM of 1 channel,ES-
913.1 > 868.8
1.014e+006



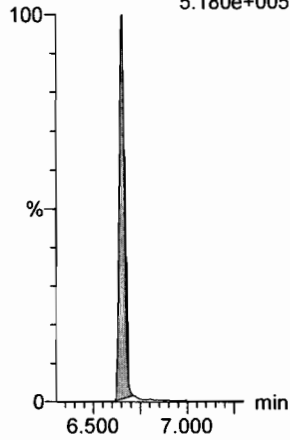
N-MeFOSE

F55:MRM of 1 channel,ES-
616.1 > 58.9
4.474e+005



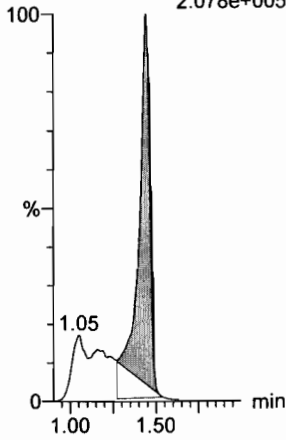
N-EtFOSE

F57:MRM of 1 channel,ES-
630.1 > 58.9
5.180e+005



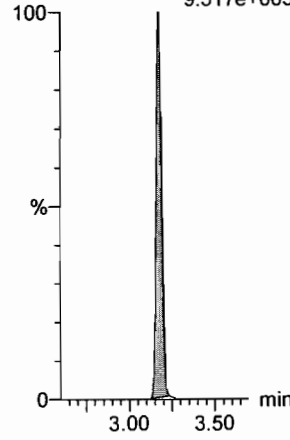
13C4-PFBA

F3:MRM of 1 channel,ES-
217. > 171.8
2.078e+005



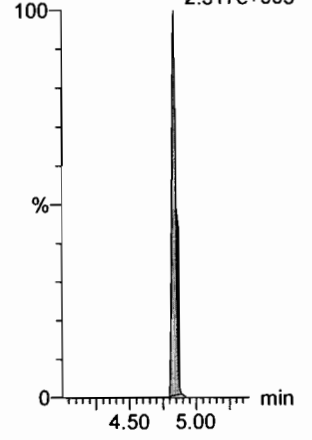
13C5-PFHxA

F10:MRM of 1 channel,ES-
318 > 272.9
9.517e+005



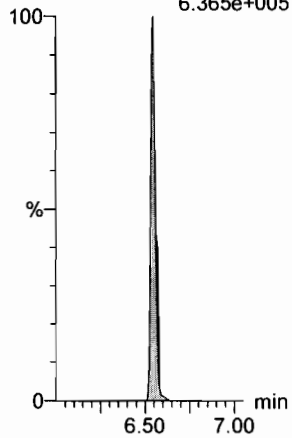
13C4-PFOS

F32:MRM of 1 channel,ES-
503 > 79.9
2.317e+005



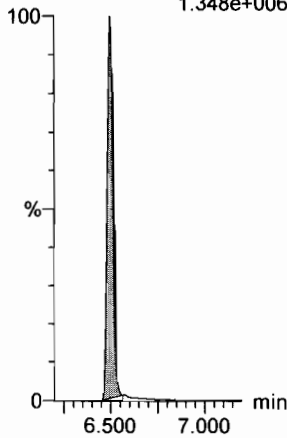
13C2-PFHxDA

F63:MRM of 1 channel,ES-
815 > 769.7
6.365e+005



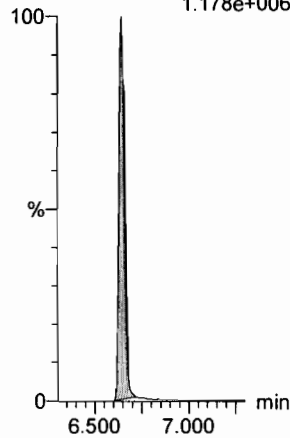
d7-N-MeFOSE

F56:MRM of 1 channel,ES-
623.1 > 58.9
1.348e+006



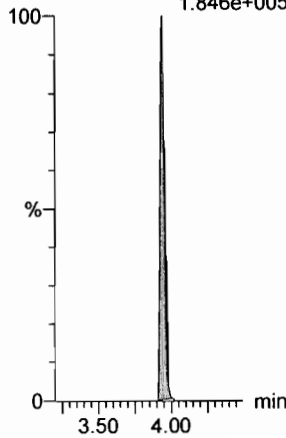
d9-N-EtFOSE

F58:MRM of 1 channel,ES-
639.2 > 58.8
1.178e+006



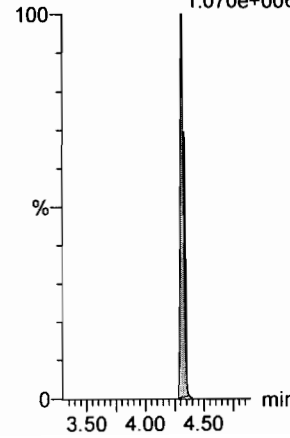
13C3-PFHxS

F18:MRM of 1 channel,ES-
401.9 > 79.9
1.846e+005



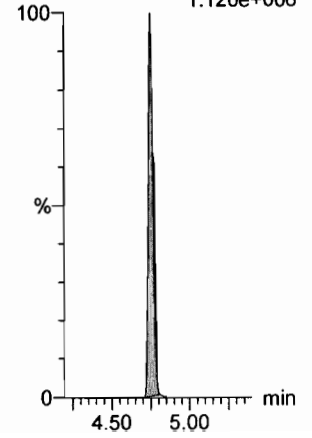
13C8-PFOA

F22:MRM of 1 channel,ES-
421.3 > 376
1.070e+006



13C9-PFNA

F28:MRM of 1 channel,ES-
472.2 > 426.9
1.120e+006



Dataset: F:\Projects\PFAS.PRO\Results\180307M1\180307M1-60.qld

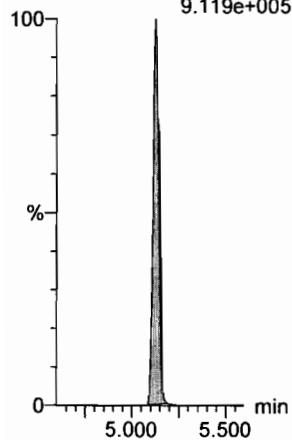
Last Altered: Friday, March 09, 2018 09:24:16 Pacific Standard Time

Printed: Friday, March 09, 2018 09:24:30 Pacific Standard Time

Name: 180307M1_60, Date: 08-Mar-2018, Time: 03:17:50, ID: ST180307M1-12 PFC CS3 18B2317, Description: PFC CS3 18B2317

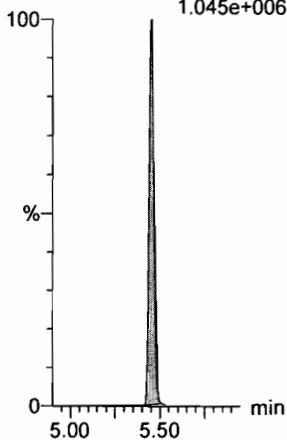
13C6-PFDA

F39:MRM of 1 channel,ES-
519.1 > 473.7
9.119e+005



13C7-PFUdA

F48:MRM of 1 channel,ES-
570.1 > 524.8
1.045e+006



Dataset: F:\Projects\PFAS.PRO\Results\180307M1\180307M1-66.qld

Last Altered: Friday, March 09, 2018 09:30:45 Pacific Standard Time

Printed: Friday, March 09, 2018 09:30:55 Pacific Standard Time

(A) Above limit criteria.

Method: F:\Projects\PFAS.PRO\MethDB\PFAS_FULL_80C_030718.mdb 08 Mar 2018 15:11:54

Calibration: F:\Projects\PFAS.PRO\CurveDB\C18_VAL-PFAS_Q4_03-07-18-FULL.cdb 08 Mar 2018 13:04:56

Name: 180307M1_66, Date: 08-Mar-2018, Time: 04:26:42, ID: ST180307M1-14 PFC CS0 18C0604, Description: PFC CS0 18C0604

#	Name	Trace	Area	IS Area	RRF	Pred.RT	RT	y Axis Resp.	Conc.	%Rec	Recovery	Out
1	1 PFBA	213.0 > 168.8	8.56e2	1.13e4		1.73	1.45	0.942	0.957	95.7		NO
2	2 PFPeA	263.1 > 218.9	2.05e3	2.97e4		2.70	2.41	0.863	1.00	100.2		NO
3	3 PFBS	299.0 > 79.7	4.26e2	3.05e3		2.98	2.68	1.74	1.08	108.1		NO
4	4 4:2 FTS	327.2>307.2	4.88e2	3.05e3		3.38	3.09	2.00	1.06	106.3		NO
5	5 PFHxA	313.2 > 268.9	2.52e3	9.78e3		3.48	3.18	1.29	1.02	101.6		NO
6	6 PFPeS	349.1>80.1	4.55e2	3.05e3		3.67	3.38	1.86	1.27	127.0		NO
7	7 PFHpA	363.0 > 318.9	2.05e3	2.48e4		4.10	3.79	1.03	0.814	81.4		NO
8	8 L-PFHxS	398.9 > 79.6	3.61e2	2.88e3		4.24	3.94	1.57	0.881	88.1		NO
9	10 6:2 FTS	427.1 > 407	5.18e2	7.39e3		4.56	4.26	0.875	0.959	95.9		NO
10	11 L-PFOA	413 > 368.7	2.43e3	3.57e4		4.45	4.32	0.852	0.895	89.5		NO
11	13 PFHpS	449 > 80.0	4.93e2	3.57e4		4.71	4.43	0.173	1.08	108.5		NO
12	14 PFNA	463.0 > 418.8	2.85e3	3.08e4		5.04	4.75	1.16	0.966	96.6		NO
13	15 PFOSA	498.1 > 77.8	4.69e2	6.32e3		5.09	4.83	0.927	1.07	106.7		NO
14	16 L-PFOS	499 > 79.9	4.23e2	6.46e3		4.84	4.84	0.818	0.974	97.4		NO
15	18 PFDA	513 > 468.8	2.34e3	3.01e4		5.40	5.13	0.973	0.948	94.8		NO
16	19 8:2 FTS	527 > 506.9	5.95e2	3.69e3		5.38	5.10	2.02	1.70	169.9		YES (A)
17	20 PFNS	549.1>80.1	4.68e2	6.46e3		5.46	5.19	0.907	1.13	113.5		NO
18	21 N-MeFOSAA	570.1 > 419	1.65e3	1.44e4		5.55	5.28	1.43	1.12	111.6		NO
19	22 N-EtFOSAA	584.2 > 419	1.12e3	1.51e4		5.70	5.45	0.927	1.05	105.0		NO
20	23 PFUdA	563.0 > 518.9	2.99e3	3.65e4		5.72	5.45	1.03	1.04	104.2		NO
21	24 PFDS	598.8 > 80	5.13e2	3.65e4		5.76	5.50	0.176	0.965	96.5		NO
22	25 PFDoA	612.9 > 569.0	3.07e3	3.13e4		5.99	5.74	1.23	1.00	100.0		NO
23	26 N-MeFOSA	512.1 > 168.9	1.38e3	3.61e4		5.93	5.98	5.72	5.22	104.5		NO
24	27 PFTrDA	662.9 > 618.9	3.37e3	3.13e4		6.22	5.99	1.35	1.08	108.4		NO
25	28 PFTeDA	712.9 > 668.8	2.50e3	2.24e4		6.41	6.21	1.40	1.02	102.1		NO
26	29 N-EtFOSA	526.1 > 168.9	1.87e3	5.32e4		6.25	6.38	5.26	5.14	102.8		NO
27	30 PFHxDA	813.1 > 768.6	1.85e3	1.99e4		6.69	6.55	0.467	0.956	95.6		NO
28	31 PFODA	913.1 > 868.8	3.04e3	1.99e4		6.90	6.78	0.766	1.02	101.6		NO
29	32 N-MeFOSE	616.1 > 58.9	1.47e3	4.02e4		6.31	6.51	5.47	5.72	114.5		NO
30	33 N-EtFOSE	630.1 > 58.9	1.43e3	4.59e4		6.45	6.66	4.67	4.02	80.4		NO
31	34 13C3-PFBA	216.1 > 171.8	1.13e4	1.37e4	0.829	1.73	1.45	10.3	12.5	99.6		NO

✓ 3/9/18
DM
3/9/18

Dataset: F:\Projects\PFAS.PRO\Results\180307M1\180307M1-66.qld

Last Altered: Friday, March 09, 2018 09:30:45 Pacific Standard Time

Printed: Friday, March 09, 2018 09:30:55 Pacific Standard Time

Name: 180307M1_66, Date: 08-Mar-2018, Time: 04:26:42, ID: ST180307M1-14 PFC CS0 18C0604, Description: PFC CS0 18C0604

	# Name	Trace	Area	IS Area	RRF	Pred.RT	RT	y Axis Resp.	Conc.	%Rec	Recovery Out
32	35 13C3-PFPeA	266. > 221.8	2.97e4	3.44e4	0.814	2.70	2.41	10.8	13.2	106.0	NO
33	36 13C3-PFBS	302. > 98.8	3.05e3	3.44e4	0.096	2.98	2.68	1.11	11.5	92.1	NO
34	37 13C2-PFHxA	315 > 269.8	9.78e3	3.44e4	0.697	3.48	3.18	3.55	5.09	101.8	NO
35	38 13C4-PFHpA	367.2 > 321.8	2.48e4	3.44e4	0.683	4.10	3.79	9.01	13.2	105.5	NO
36	39 18O2-PFHxS	403.0 > 102.6	2.88e3	7.27e3	0.387	4.24	3.94	4.94	12.8	102.0	NO
37	40 13C2-6:2 FTS	429.1 > 408.9	7.39e3	3.28e4	0.238	4.56	4.26	2.81	11.8	94.7	NO
38	41 13C2-PFOA	414.9 > 369.7	3.57e4	3.28e4	1.079	4.61	4.32	13.6	12.6	100.7	NO
39	42 13C5-PFNA	468.2 > 422.9	3.08e4	3.37e4	0.853	5.04	4.75	11.4	13.4	106.9	NO
40	43 13C8-PFOSA	506.1 > 77.7	6.32e3	3.67e4	0.159	5.09	4.83	2.15	13.5	108.1	NO
41	44 13C8-PFOS	507.0 > 79.9	6.46e3	8.20e3	0.934	5.11	4.84	9.85	10.5	84.4	NO
42	45 13C2-PFDA	515.1 > 469.9	3.01e4	3.57e4	0.898	5.40	5.13	10.5	11.7	93.8	NO
43	46 13C2-8:2 FTS	529.1 > 508.7	3.69e3	3.44e4	0.170	5.38	5.10	1.34	7.88	63.0	NO
44	47 d3-N-MeFOSAA	573.3 > 419	1.44e4	3.67e4	0.372	5.55	5.28	4.92	13.2	105.8	NO
45	48 d5-N-EtFOSAA	589.3 > 419	1.51e4	3.67e4	0.385	5.70	5.44	5.16	13.4	107.1	NO
46	49 13C2-PFUdA	565 > 519.8	3.65e4	3.67e4	0.961	5.72	5.45	12.4	12.9	103.5	NO
47	50 13C2-PFDoA	615.0 > 569.7	3.13e4	3.67e4	0.864	5.99	5.74	10.7	12.3	98.7	NO
48	51 d3-N-MeFOSA	515.2 > 168.9	3.61e4	3.67e4	0.080	5.93	6.00	12.3	155	103.1	NO
49	52 13C2-PFTeDA	714.8 > 669.6	2.24e4	3.67e4	0.692	6.41	6.21	7.63	11.0	88.2	NO
50	53 d5-N-ETFOSA	531.1 > 168.9	5.32e4	3.67e4	0.113	6.25	6.39	18.1	160	106.6	NO
51	54 13C2-PFHxDA	815 > 769.7	1.99e4	3.67e4	1.397	6.69	6.55	6.77	4.85	96.9	NO
52	55 d7-N-MeFOSE	623.1 > 58.9	4.02e4	3.67e4	0.090	6.31	6.50	13.7	153	102.0	NO
53	56 d9-N-EtFOSE	639.2 > 58.8	4.59e4	3.67e4	0.084	6.45	6.64	15.6	186	124.2	NO
54	57 13C4-PFBA	217. > 171.8	1.37e4	1.37e4	1.000	1.73	1.45	12.5	12.5	100.0	NO
55	58 13C5-PFHxA	318 > 272.9	3.44e4	3.44e4	1.000	3.48	3.18	12.5	12.5	100.0	NO
56	59 13C3-PFHxS	401.9 > 79.9	7.27e3	7.27e3	1.000	4.24	3.94	12.5	12.5	100.0	NO
57	60 13C8-PFOA	421.3 > 376	3.28e4	3.28e4	1.000	4.61	4.32	12.5	12.5	100.0	NO
58	61 13C9-PFNA	472.2 > 426.9	3.37e4	3.37e4	1.000	4.70	4.75	12.5	12.5	100.0	NO
59	62 13C4-PFOS	503 > 79.9	8.20e3	8.20e3	1.000	5.11	4.84	12.5	12.5	100.0	NO
60	63 13C6-PFDA	519.1 > 473.7	3.57e4	3.57e4	1.000	5.40	5.13	12.5	12.5	100.0	NO
61	64 13C7-PFUdA	570.1 > 524.8	3.67e4	3.67e4	1.000	5.72	5.45	12.5	12.5	100.0	NO

Vista Analytical Laboratory

Dataset: Untitled

Last Altered: Friday, March 09, 2018 10:36:01 Pacific Standard Time

Printed: Friday, March 09, 2018 10:38:29 Pacific Standard Time

Method: F:\Projects\PFAS.PRO\MethDB\PFAS_FULL_80C_030718.mdb 08 Mar 2018 15:11:54

Calibration: F:\Projects\PFAS.PRO\CurveDB\C18_VAL-PFAS_Q4_03-07-18-FULL.cdb 08 Mar 2018 13:04:56

Compound name: PFBA

	Name	ID	Acq.Date	Acq.Time
1	180307M1_5	IPA	07-Mar-18	16:46:27
2	180307M1_6	ST180307M1-1 PFC CS-2 18C0602	07-Mar-18	16:57:52
3	180307M1_7	ST180307M1-2 PFC CS-1 18C0603	07-Mar-18	17:09:19
4	180307M1_8	ST180307M1-3 PFC CS0 18C0604	07-Mar-18	17:20:45
5	180307M1_9	ST180307M1-4 PFC CS1 18C0605	07-Mar-18	17:32:12
6	180307M1_10	ST180307M1-5 PFC CS2 18C0606	07-Mar-18	17:43:42
7	180307M1_11	ST180307M1-6 PFC CS3 18C0607	07-Mar-18	17:55:11
8	180307M1_12	ST180307M1-7 PFC CS4 18C0608	07-Mar-18	18:06:41
9	180307M1_13	ST180307M1-8 PFC CS5 18C0609	07-Mar-18	18:18:12
10	180307M1_14	ST180307M1-9 PFC CS6 18C0610	07-Mar-18	18:29:40
11	180307M1_15	ST180307M1-10 PFC CS7 18C0611	07-Mar-18	18:41:09
12	180307M1_16	IPA	07-Mar-18	18:52:38
13	180307M1_17	ICV180307M1-1 PFC ICV 18C0601	07-Mar-18	19:04:07
14	180307M1_18	IPA	07-Mar-18	19:15:34
15	180307M1_19	1800342-15 WI-AF-FB01-021718 0.11145	07-Mar-18	19:27:06
16	180307M1_20	B8B0147-BS1 OPR 0.25	07-Mar-18	19:38:30
17	180307M1_21	B8B0147-BLK1 Method Blank 0.25	07-Mar-18	19:49:57
18	180307M1_22	B8B0147-MS1 Matrix Spike 0.25376	07-Mar-18	20:01:28
19	180307M1_23	B8B0147-MSD1 Matrix Spike Dup 0.25664	07-Mar-18	20:12:55
20	180307M1_24	1800284-16RE1 OF-RW31-0218 0.11777	07-Mar-18	20:24:24
21	180307M1_25	1800328-01 RS 1 0.11484	07-Mar-18	20:35:50
22	180307M1_26	1800330-01 MW-3 0.1111	07-Mar-18	20:47:20
23	180307M1_27	1800335-01 IRPSite3-GW-03GW01-20180213 ...	07-Mar-18	20:58:50
24	180307M1_28	1800335-02 IRPSite3-GW-03GW02-20180213 ...	07-Mar-18	21:10:20
25	180307M1_29	1800335-03 IRPSite3-GW-03GW03-20180213 ...	07-Mar-18	21:21:49
26	180307M1_30	1800335-04 IRPSite3-GW-DUP01-20180213 0....	07-Mar-18	21:33:19
27	180307M1_31	1800335-05 IRPSite3-GW-EB01-20180213 0.2...	07-Mar-18	21:44:46
28	180307M1_32	1800335-06 IRPSite3-GW-FRB01-20180213 0....	07-Mar-18	21:56:15
29	180307M1_33	1800335-07 IRPSite3-GW-SWB01-20180213 0....	07-Mar-18	22:07:45
30	180307M1_34	1800343-01 YMCA Maintenance Bldg 0.25915	07-Mar-18	22:19:15
31	180307M1_35	1800343-02 YMCA Residence 0.26136	07-Mar-18	22:30:42

Dataset: Untitled

Last Altered: Friday, March 09, 2018 10:36:01 Pacific Standard Time

Printed: Friday, March 09, 2018 10:38:29 Pacific Standard Time

Compound name: PFBA

	Name	ID	Acq.Date	Acq.Time
32	180307M1_36	IPA	07-Mar-18	22:42:11
33	180307M1_37	ST180307M1-11 PFC CS3 18B2317	07-Mar-18	22:53:40
34	180307M1_38	IPA	07-Mar-18	23:05:10
35	180307M1_39	1800346-01 WI-AF-SB-FB01-021418 0.11713	07-Mar-18	23:16:40
36	180307M1_40	1800346-02 WI-AF-SB-FB01-021318 0.11317	07-Mar-18	23:28:10
37	180307M1_41	B8B0157-BS1 OPR 0.25	07-Mar-18	23:39:39
38	180307M1_42	B8B0157-BS1 LCSD 0.25	07-Mar-18	23:51:06
39	180307M1_43	B8B0157-BLK1 Method Blank 0.25	08-Mar-18	00:02:34
40	180307M1_44	1800331-01 906A 0.12044	08-Mar-18	00:14:04
41	180307M1_45	1800331-02 906b 0.11572	08-Mar-18	00:25:31
42	180307M1_46	1800331-03 908 0.11722	08-Mar-18	00:37:01
43	180307M1_47	1800331-04 911 0.11887	08-Mar-18	00:48:30
44	180307M1_48	1800331-05 731 0.11762	08-Mar-18	00:59:59
45	180307M1_49	1800344-01 GW4751180215RAP 0.25614	08-Mar-18	01:11:29
46	180307M1_50	1800344-02 GW5357180215RAP 0.26043	08-Mar-18	01:22:58
47	180307M1_51	1800344-03 GW1620180216RAP 0.26555	08-Mar-18	01:34:28
48	180307M1_52	1800344-04 GW2630180216RAP 0.26027	08-Mar-18	01:45:58
49	180307M1_53	1800344-05 GW3640180216RAP 0.26103	08-Mar-18	01:57:28
50	180307M1_54	1800353-01 WI-AF-N2-5-0218 0.11121	08-Mar-18	02:08:54
51	180307M1_55	1800353-02 WI-AF-FB01-022018 0.11958	08-Mar-18	02:20:25
52	180307M1_56	1800353-03 WI-AF-MW-3-0218 0.11741	08-Mar-18	02:31:52
53	180307M1_57	1800353-04 WI-AF-MW-202-0218 0.11256	08-Mar-18	02:43:21
54	180307M1_58	1800353-05 WI-AF-MW-204-0218 0.11807	08-Mar-18	02:54:51
55	180307M1_59	IPA	08-Mar-18	03:06:21
56	180307M1_60	ST180307M1-12 PFC CS3 18B2317	08-Mar-18	03:17:50
57	180307M1_61	IPA	08-Mar-18	03:29:19
58	180307M1_62	1800353-06 WI-AF-MW-114-0218 0.11872	08-Mar-18	03:40:49
59	180307M1_63	1800353-07 WI-AF-EB03-022018 0.12247	08-Mar-18	03:52:16
60	180307M1_64	IPA	08-Mar-18	04:03:45
61	180307M1_65	ST180307M1-13 PFC CS3 18B2317	08-Mar-18	04:15:12
62	180307M1_66	ST180307M1-14 PFC CS0 18C0604	08-Mar-18	04:26:42
63	180307M1_67	IPA	08-Mar-18	04:38:08
64	180307M1_68	B8B0151-BS1 OPR 1	08-Mar-18	04:49:38
65	180307M1_69	B8B0151-BLK1 Method Blank 1	08-Mar-18	05:01:04

(A) Invalid, over 10 samples.
 On 3/9/18

Dataset: Untitled

Last Altered: Friday, March 09, 2018 10:36:01 Pacific Standard Time

Printed: Friday, March 09, 2018 10:38:29 Pacific Standard Time

Compound name: PFBA

	Name	ID	Acq.Date	Acq.Time
66	180307M1_70	B8B0151-MS1 Matrix Spike 1.1	08-Mar-18	05:12:34
67	180307M1_71	B8B0151-MSD1 Matrix Spike Dup 1.09	08-Mar-18	05:24:03
68	180307M1_72	1800346-03 WI-AF-SB615-6768-0218 1.08	08-Mar-18	05:35:33
69	180307M1_73	1800346-04 WI-AF-SB615-0001-0218 1.33	08-Mar-18	05:47:00
70	180307M1_74	1800346-05 WI-AF-SB615-0506-0218 1.2	08-Mar-18	05:58:31
71	180307M1_75	1800356-03 WI-AF-SB611-0H01-0218 1.06	08-Mar-18	06:09:57
72	180307M1_76	1800356-04 WI-AF-SB611-0103-0218 1.07	08-Mar-18	06:21:27
73	180307M1_77	1800356-05 WI-AF-SB611P-0103-0218 1.16	08-Mar-18	06:32:56
74	180307M1_78	1800356-06 WI-AF-SB611-1213-0218 1.1	08-Mar-18	06:44:27
75	180307M1_79	IPA	08-Mar-18	06:55:57
76	180307M1_80	ST180307M1-15 PFC CS3 18B2317	08-Mar-18	07:07:26
77	180307M1_81	IPA	08-Mar-18	07:18:52

Dataset: F:\Projects\PFAS.PRO\Results\180307M1\180307M1-66.qld

Last Altered: Friday, March 09, 2018 09:30:45 Pacific Standard Time

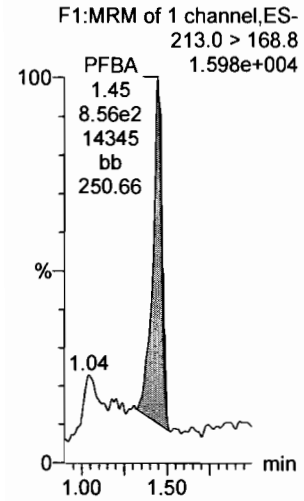
Printed: Friday, March 09, 2018 09:30:55 Pacific Standard Time

Method: F:\Projects\PFAS.PRO\MethDB\PFAS_FULL_80C_030718.mdb 08 Mar 2018 15:11:54

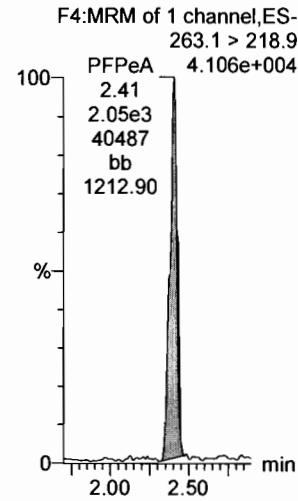
Calibration: F:\Projects\PFAS.PRO\CurveDB\C18_VAL-PFAS_Q4_03-07-18-FULL.cdb 08 Mar 2018 13:04:56

Name: 180307M1_66, Date: 08-Mar-2018, Time: 04:26:42, ID: ST180307M1-14 PFC CS0 18C0604, Description: PFC CS0 18C0604

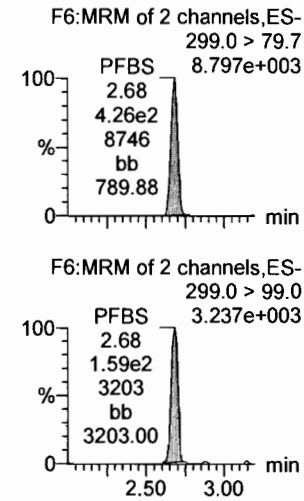
PFBA



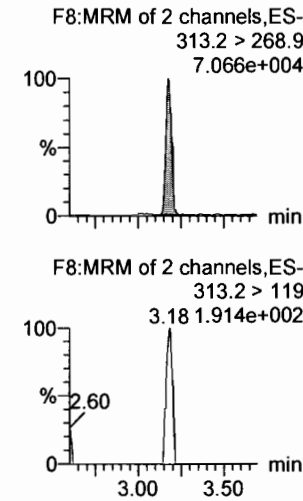
PFPeA



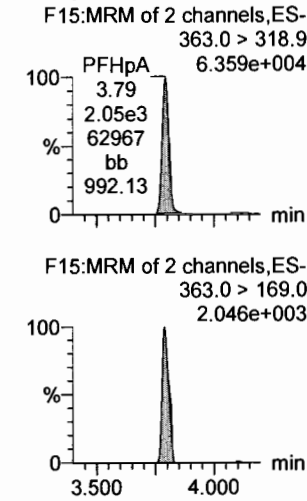
PFBS



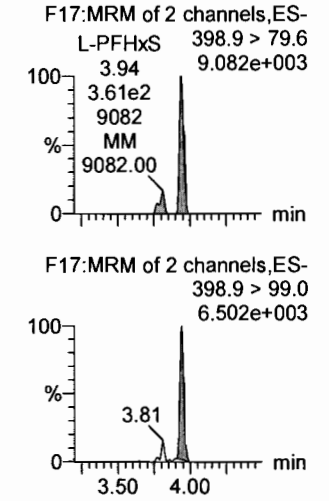
PFHxA



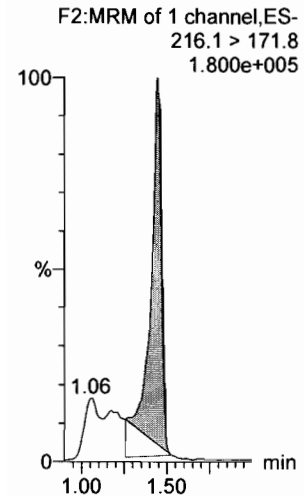
PFHpA




L-PFHxS



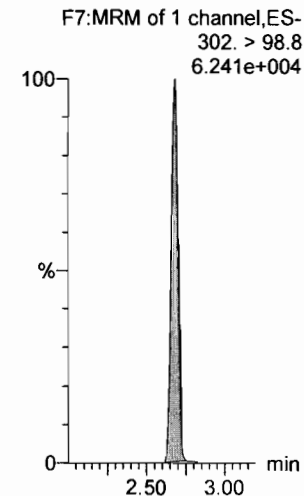
13C3-PFBA



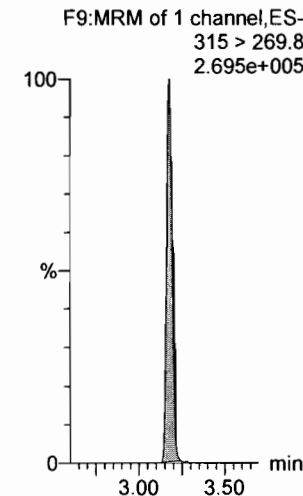
13C3-PFPeA



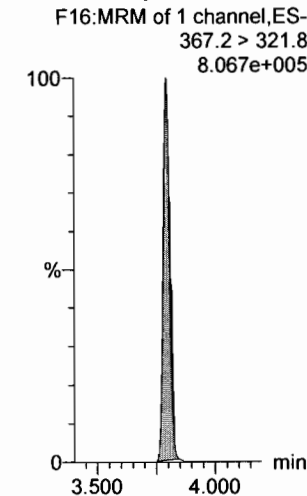
13C3-PFBS



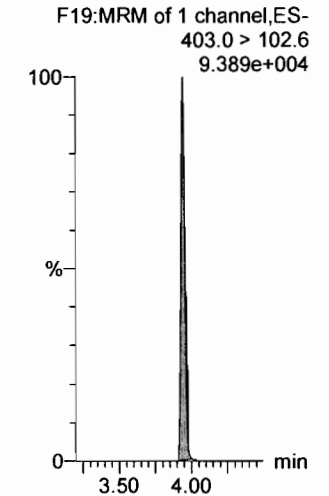
13C2-PFHxA



13C4-PFHpA



18O2-PFHxS



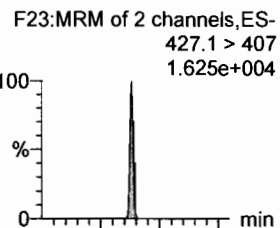
Dataset: F:\Projects\PFAS.PRO\Results\180307M1\180307M1-66.qld

Last Altered: Friday, March 09, 2018 09:30:45 Pacific Standard Time

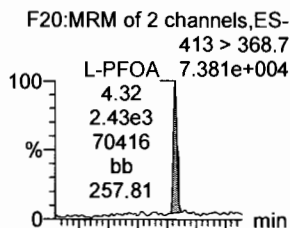
Printed: Friday, March 09, 2018 09:30:55 Pacific Standard Time

Name: 180307M1_66, Date: 08-Mar-2018, Time: 04:26:42, ID: ST180307M1-14 PFC CS0 18C0604, Description: PFC CS0 18C0604

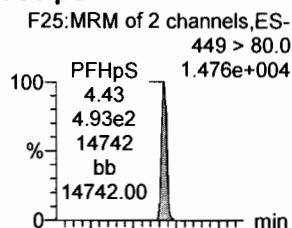
6:2 FTS



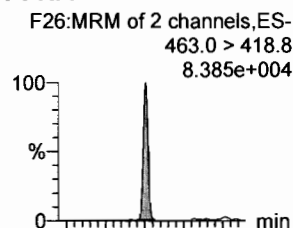
L-PFOA



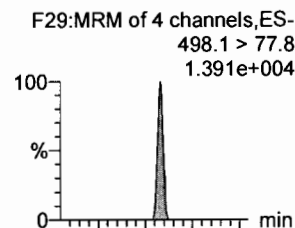
PFHpS



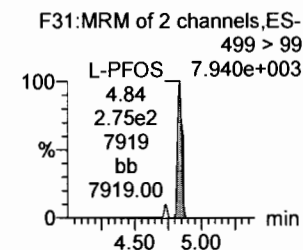
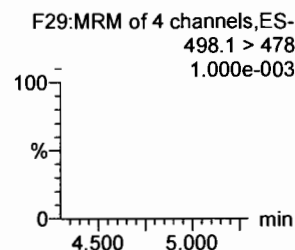
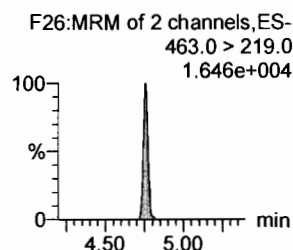
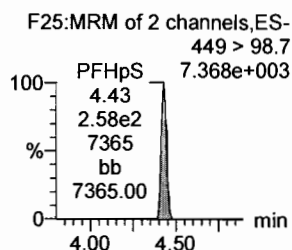
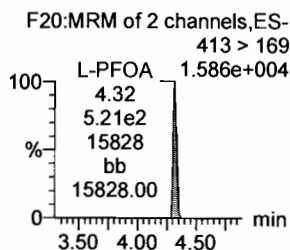
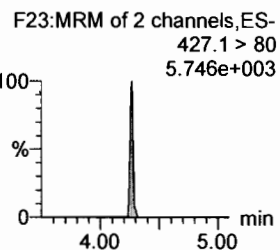
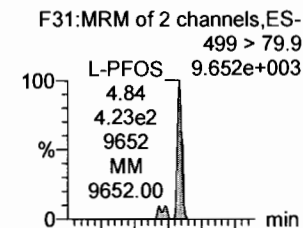
PFNA




PFOSA



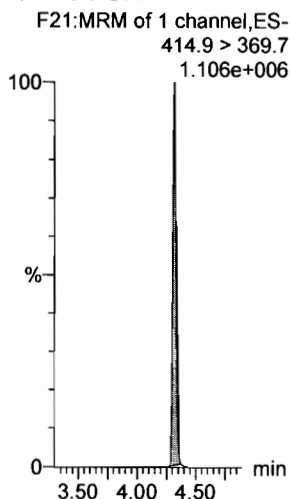
L-PFOS




13C2-6:2 FTS



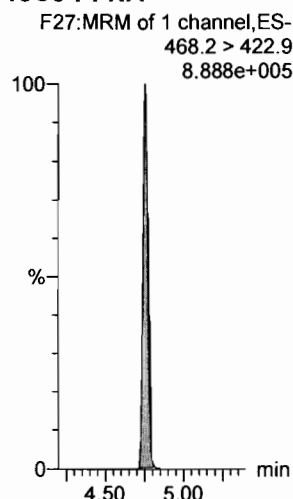
13C2-PFOA



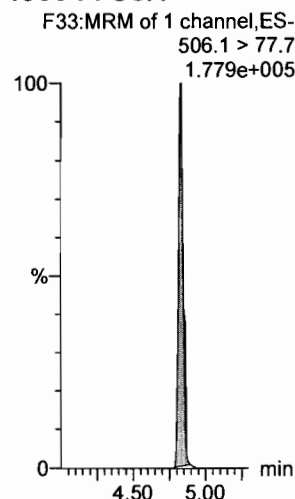
13C2-PFOA



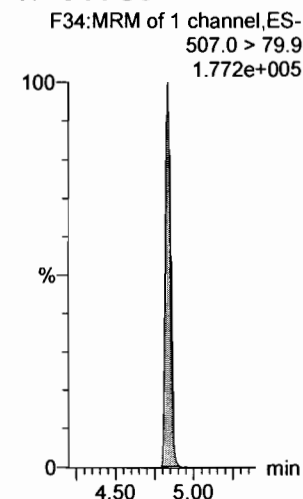
13C5-PFNA



13C8-PFOSA



13C8-PFOS



Dataset: F:\Projects\PFAS.PRO\Results\180307M1\180307M1-66.qld

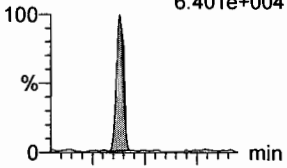
Last Altered: Friday, March 09, 2018 09:30:45 Pacific Standard Time

Printed: Friday, March 09, 2018 09:30:55 Pacific Standard Time

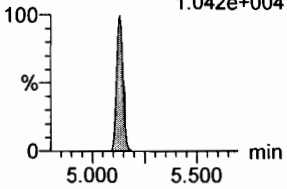
Name: 180307M1_66, Date: 08-Mar-2018, Time: 04:26:42, ID: ST180307M1-14 PFC CS0 18C0604, Description: PFC CS0 18C0604

PFDA

F36:MRM of 2 channels,ES-
513 > 468.8
6.401e+004

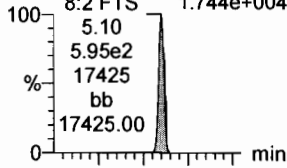


F36:MRM of 2 channels,ES-
513 > 219
1.042e+004

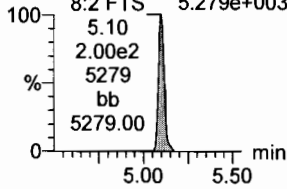


8:2 FTS

F41:MRM of 2 channels,ES-
527 > 506.9
1.744e+004

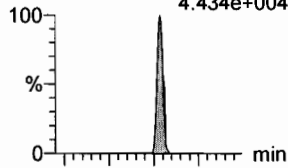


F41:MRM of 2 channels,ES-
527 > 80
5.279e+003

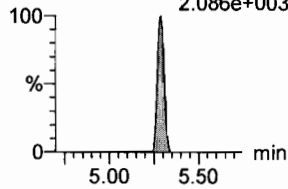


N-MeFOSAA

F47:MRM of 2 channels,ES-
570.1 > 419
4.434e+004

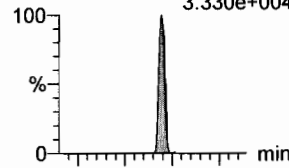


F47:MRM of 2 channels,ES-
570.1 > 483.0
2.086e+003

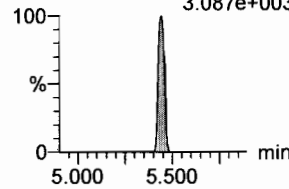


N-EtFOSAA

F50:MRM of 2 channels,ES-
584.2 > 419
3.330e+004

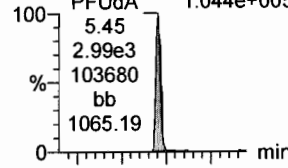


F50:MRM of 2 channels,ES-
584.2 > 483.0
3.087e+003

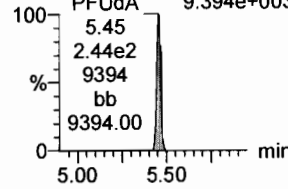


PFUdA

F45:MRM of 2 channels,ES-
563.0 > 518.9
1.044e+005

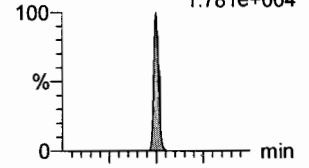


F45:MRM of 2 channels,ES-
563.0 > 269
9.394e+003

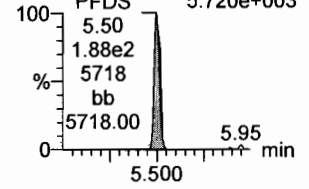


PFDS

F52:MRM of 2 channels,ES-
598.8 > 80
1.781e+004

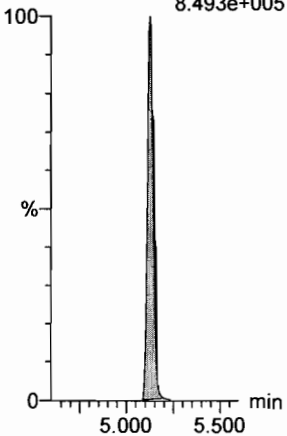


F52:MRM of 2 channels,ES-
598.8 > 98.7
5.720e+003



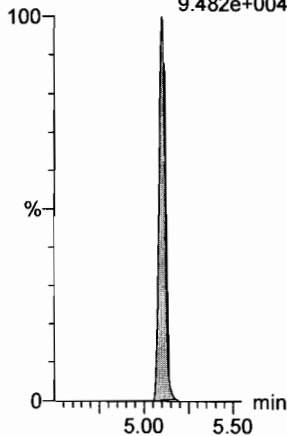
13C2-PFDA

F37:MRM of 1 channel,ES-
515.1 > 469.9
8.493e+005



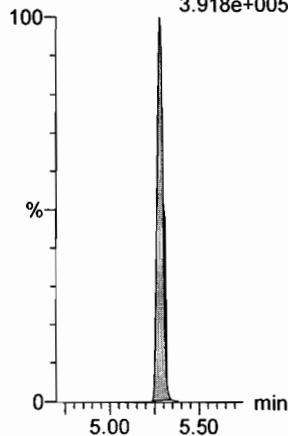
13C2-8:2 FTS

F42:MRM of 1 channel,ES-
529.1 > 508.7
9.482e+004



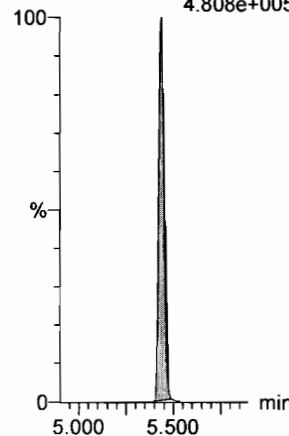
d3-N-MeFOSAA

F49:MRM of 1 channel,ES-
573.3 > 419
3.918e+005



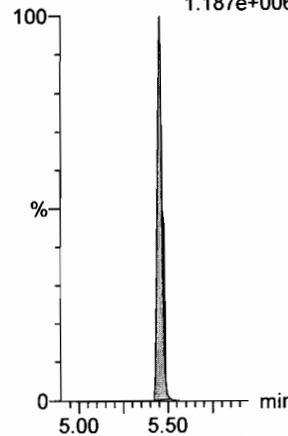
d5-N-EtFOSAA

F51:MRM of 1 channel,ES-
589.3 > 419
4.808e+005



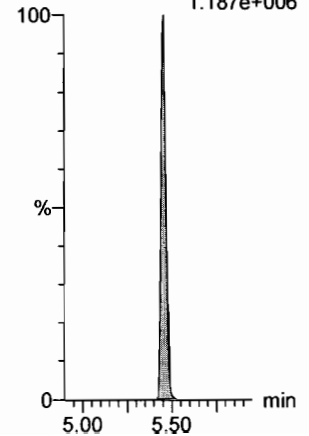
13C2-PFUdA

F46:MRM of 1 channel,ES-
565 > 519.8
1.187e+006



13C2-PFUdA

F46:MRM of 1 channel,ES-
565 > 519.8
1.187e+006



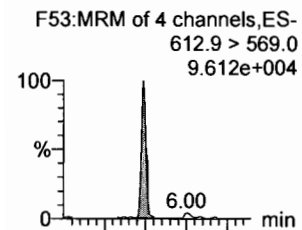
Dataset: F:\Projects\PFAS.PRO\Results\180307M1\180307M1-66.qld

Last Altered: Friday, March 09, 2018 09:30:45 Pacific Standard Time

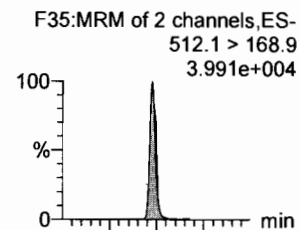
Printed: Friday, March 09, 2018 09:30:55 Pacific Standard Time

Name: 180307M1_66, Date: 08-Mar-2018, Time: 04:26:42, ID: ST180307M1-14 PFC CS0 18C0604, Description: PFC CS0 18C0604

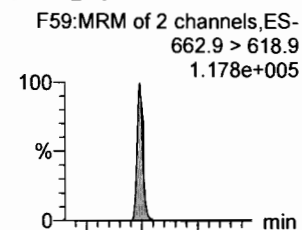
PFDoA



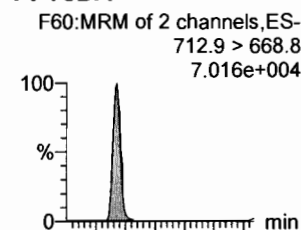
N-MeFOSA



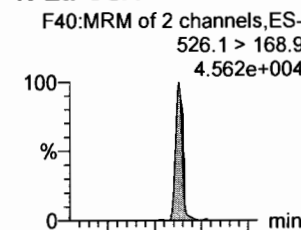
PFTrDA



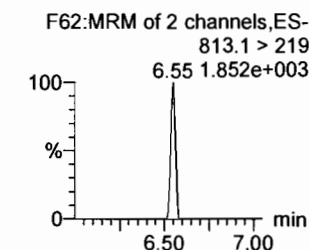
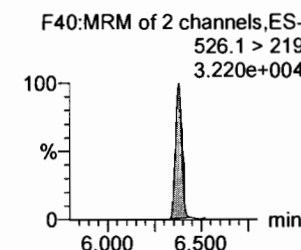
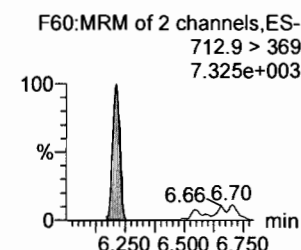
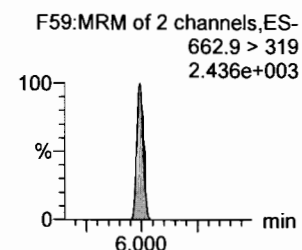
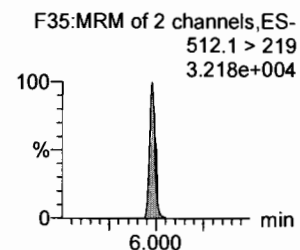
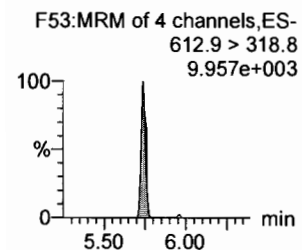
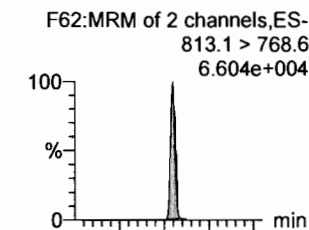
PFTeDA



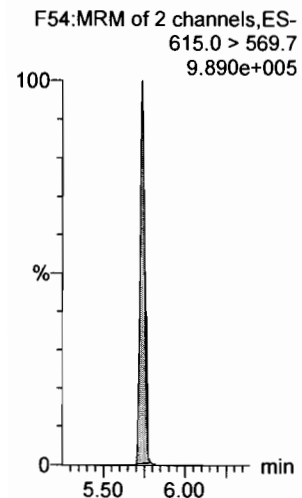
N-EtFOSA



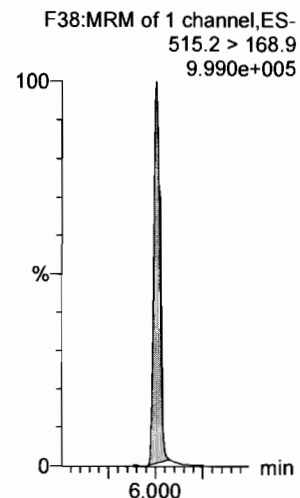
PFHxDA



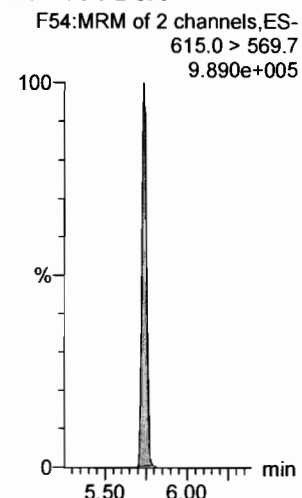
13C2-PFDoA



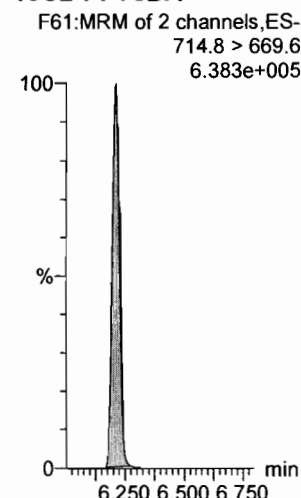
d3-N-MeFOSA



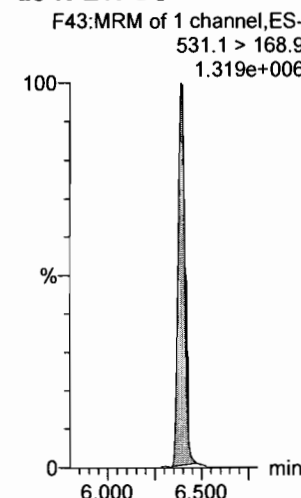
13C2-PFDoA



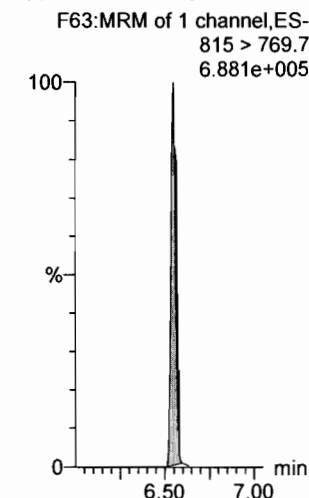
13C2-PFTeDA



d5-N-ETFOSA



13C2-PFHxDA



Dataset: F:\Projects\PFAS.PRO\Results\180307M1\180307M1-66.qld

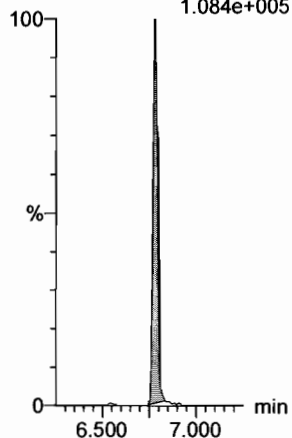
Last Altered: Friday, March 09, 2018 09:30:45 Pacific Standard Time

Printed: Friday, March 09, 2018 09:30:55 Pacific Standard Time

Name: 180307M1_66, Date: 08-Mar-2018, Time: 04:26:42, ID: ST180307M1-14 PFC CS0 18C0604, Description: PFC CS0 18C0604

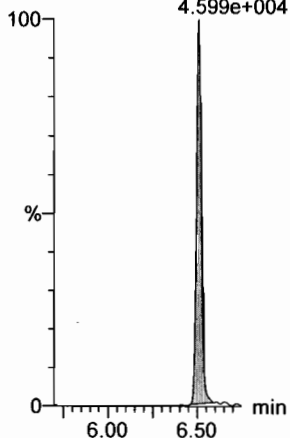
PFODA

F64:MRM of 1 channel,ES-
913.1 > 868.8
1.084e+005



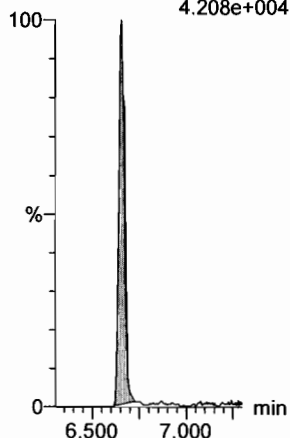
N-MeFOSE

F55:MRM of 1 channel,ES-
616.1 > 58.9
4.599e+004



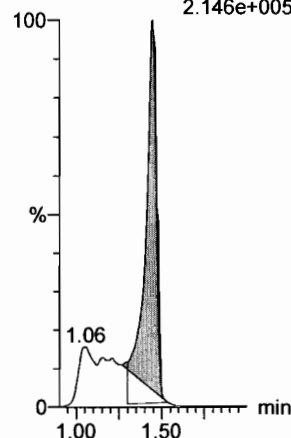
N-EtFOSE

F57:MRM of 1 channel,ES-
630.1 > 58.9
4.208e+004



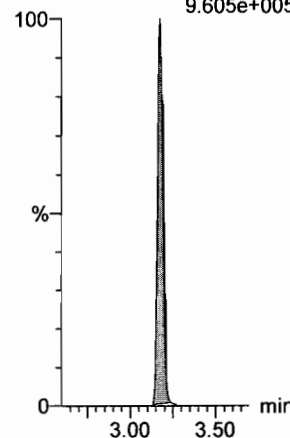
13C4-PFBA

F3:MRM of 1 channel,ES-
217. > 171.8
2.146e+005



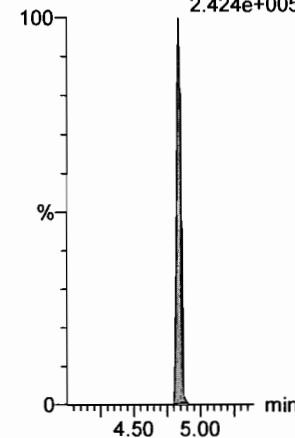
13C5-PFHxA

F10:MRM of 1 channel,ES-
318 > 272.9
9.605e+005



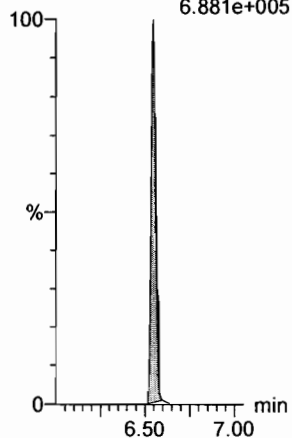
13C4-PFOS

F32:MRM of 1 channel,ES-
503 > 79.9
2.424e+005



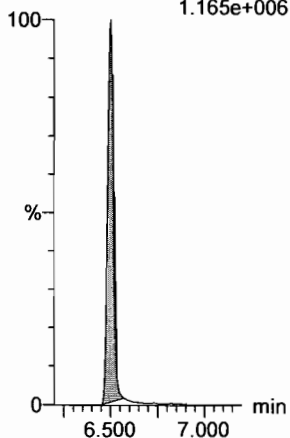
13C2-PFHxDA

F63:MRM of 1 channel,ES-
815 > 769.7
6.881e+005



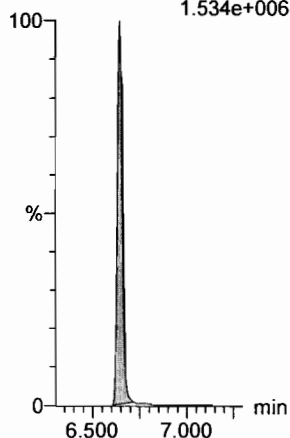
d7-N-MeFOSE

F56:MRM of 1 channel,ES-
623.1 > 58.9
1.165e+006



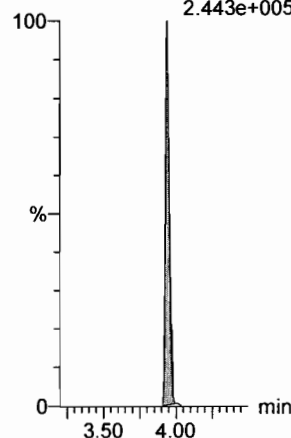
d9-N-EtFOSE

F58:MRM of 1 channel,ES-
639.2 > 58.8
1.534e+006



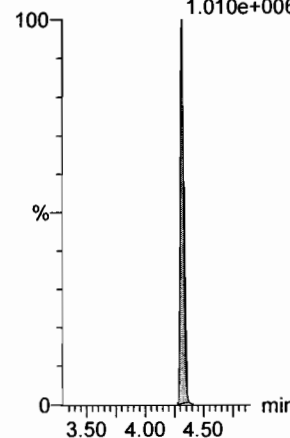
13C3-PFHxA

F18:MRM of 1 channel,ES-
401.9 > 79.9
2.443e+005



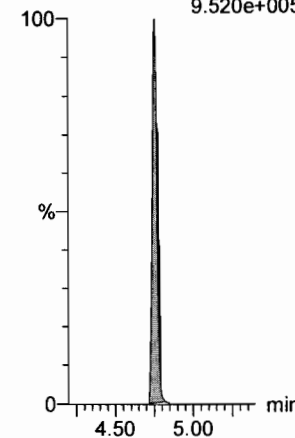
13C8-PFOA

F22:MRM of 1 channel,ES-
421.3 > 376
1.010e+006



13C9-PFNA

F28:MRM of 1 channel,ES-
472.2 > 426.9
9.520e+005



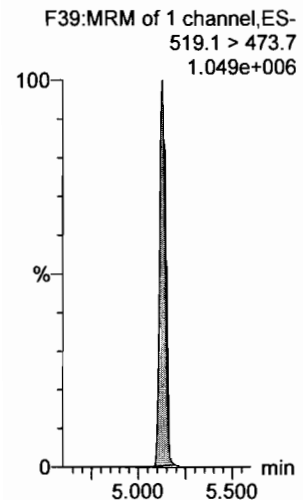
Dataset: F:\Projects\PFAS.PRO\Results\180307M1\180307M1-66.qld

Last Altered: Friday, March 09, 2018 09:30:45 Pacific Standard Time

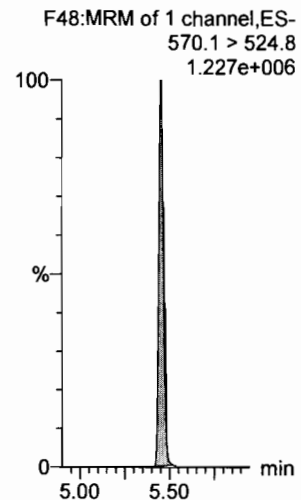
Printed: Friday, March 09, 2018 09:30:55 Pacific Standard Time

Name: 180307M1_66, Date: 08-Mar-2018, Time: 04:26:42, ID: ST180307M1-14 PFC CS0 18C0604, Description: PFC CS0 18C0604

13C6-PFDA



13C7-PFUdA



Dataset: F:\Projects\PFAS.PRO\Results\180307M1\180307M1-80.qld

Last Altered: Friday, March 09, 2018 09:35:00 Pacific Standard Time

Printed: Friday, March 09, 2018 09:35:20 Pacific Standard Time

Method: F:\Projects\PFAS.PRO\MethDB\PFAS_FULL_80C_030718.mdb 08 Mar 2018 15:11:54

Calibration: F:\Projects\PFAS.PRO\CurveDB\C18_VAL-PFAS_Q4_03-07-18-FULL.cdb 08 Mar 2018 13:04:56

Name: 180307M1_80, Date: 08-Mar-2018, Time: 07:07:26, ID: ST180307M1-15 PFC CS3 18B2317, Description: PFC CS3 18B2317

#	Name	Trace	Area	IS Area	RRF	Pred.RT	RT	y Axis Resp.	Conc.	%Rec	Recovery Out
1	1 PFBA	213.0 > 168.8	9.31e3	1.14e4		1.73	1.45	10.2	10.1	101.3	NO
2	2 PFPeA	263.1 > 218.9	2.13e4	3.05e4		2.70	2.41	8.71	10.6	106.2	NO
3	3 PFBS	299.0 > 79.7	4.84e3	3.55e3		2.98	2.69	17.1	10.2	102.2	NO
4	4 4:2 FTS	327.2>307.2	4.89e3	3.55e3		3.38	3.09	17.2	9.20	92.0	NO
5	5 PFHxA	313.2 > 268.9	2.51e4	1.06e4		3.48	3.18	11.8	9.91	99.1	NO
6	6 PFPeS	349.1>80.1	4.35e3	3.55e3		3.67	3.38	15.3	10.6	106.1	NO
7	7 PFHpA	363.0 > 318.9	2.26e4	2.59e4		4.10	3.79	10.9	9.45	94.5	NO
8	8 L-PFHxS	398.9 > 79.6	4.14e3	3.01e3		4.24	3.94	17.2	11.0	109.5	NO
9	10 6:2 FTS	427.1 > 407	5.46e3	6.76e3		4.56	4.26	10.1	11.6	115.7	NO
10	11 L-PFOA	413 > 368.7	2.48e4	3.53e4		4.45	4.32	8.77	10.1	100.6	NO
11	13 PFHpS	449 > 80.0	4.71e3	3.53e4		4.71	4.43	1.67	9.92	99.2	NO
12	14 PFNA	463.0 > 418.8	2.55e4	2.92e4		5.04	4.75	10.9	9.91	99.1	NO
13	15 PFOSA	498.1 > 77.8	4.92e3	6.73e3		5.09	4.83	9.14	10.1	101.4	NO
14	16 L-PFOS	499 > 79.9	5.67e3	7.38e3		4.84	4.84	9.61	9.00	90.0	NO
15	18 PFDA	513 > 468.8	3.15e4	3.65e4		5.40	5.13	10.8	10.4	103.7	NO
16	19 8:2 FTS	527 > 506.9	6.33e3	5.95e3		5.38	5.10	13.3	11.3	112.8	NO
17	20 PFNS	549.1>80.1	4.55e3	7.38e3		5.46	5.19	7.71	9.28	92.8	NO
18	21 N-MeFOSAA	570.1 > 419	1.59e4	1.55e4		5.55	5.28	12.8	9.25	92.5	NO
19	22 N-EtFOSAA	584.2 > 419	1.19e4	1.69e4		5.70	5.44	8.77	9.85	98.5	NO
20	23 PFUdA	563.0 > 518.9	2.55e4	3.56e4		5.72	5.45	8.95	9.12	91.2	NO
21	24 PFDS	598.8 > 80	4.84e3	3.56e4		5.76	5.50	1.70	9.10	91.0	NO
22	25 PFDoA	612.9 > 569.0	3.22e4	2.66e4		5.99	5.74	15.1	12.0	119.9	NO
23	26 N-MeFOSA	512.1 > 168.9	1.50e4	3.81e4		5.93	5.98	59.0	60.7	121.5	NO
24	27 PFTrDA	662.9 > 618.9	3.29e4	2.66e4		6.22	5.99	15.4	12.3	123.0	NO
25	28 PFTeDA	712.9 > 668.8	2.80e4	1.91e4		6.41	6.21	18.4	12.7	127.3	NO
26	29 N-EtFOSA	526.1 > 168.9	1.86e4	5.51e4		6.25	6.38	50.6	50.7	101.4	NO
27	30 PFHxDA	813.1 > 768.6	1.51e4	1.81e4		6.69	6.55	4.16	9.37	93.7	NO
28	31 PFODA	913.1 > 868.8	2.66e4	1.81e4		6.90	6.78	7.36	9.55	95.5	NO
29	32 N-MeFOSE	616.1 > 58.9	1.44e4	4.54e4		6.31	6.51	47.7	53.0	106.0	NO
30	33 N-EtFOSE	630.1 > 58.9	1.88e4	4.16e4		6.45	6.66	67.8	59.1	118.3	NO
31	34 13C3-PFBA	216.1 > 171.8	1.14e4	1.32e4	0.829	1.73	1.45	10.8	13.0	103.9	NO

Handwritten:
✓ 3/9/18
am
3/9/18

Dataset: F:\Projects\PFAS.PRO\Results\180307M1\180307M1-80.qld

Last Altered: Friday, March 09, 2018 09:35:00 Pacific Standard Time

Printed: Friday, March 09, 2018 09:35:20 Pacific Standard Time

Name: 180307M1_80, Date: 08-Mar-2018, Time: 07:07:26, ID: ST180307M1-15 PFC CS3 18B2317, Description: PFC CS3 18B2317

	# Name	Trace	Area	IS Area	RRF	Pred.RT	RT	y Axis Resp.	Conc.	%Rec	Recovery Out
32	35 13C3-PFPeA	266. > 221.8	3.05e4	3.87e4	0.814	2.70	2.41	9.85	12.1	96.8	NO
33	36 13C3-PFBS	302. > 98.8	3.55e3	3.87e4	0.096	2.98	2.68	1.15	11.9	95.2	NO
34	37 13C2-PFHxA	315 > 269.8	1.06e4	3.87e4	0.697	3.48	3.18	3.43	4.92	98.3	NO
35	38 13C4-PFHpA	367.2 > 321.8	2.59e4	3.87e4	0.683	4.10	3.79	8.37	12.2	97.9	NO
36	39 18O2-PFHxS	403.0 > 102.6	3.01e3	7.25e3	0.387	4.24	3.94	5.19	13.4	107.2	NO
37	40 13C2-6:2 FTS	429.1 > 408.9	6.76e3	2.97e4	0.238	4.56	4.26	2.85	12.0	95.9	NO
38	41 13C2-PFOA	414.9 > 369.7	3.53e4	2.97e4	1.079	4.61	4.32	14.9	13.8	110.4	NO
39	42 13C5-PFNA	468.2 > 422.9	2.92e4	3.66e4	0.853	5.04	4.75	9.98	11.7	93.5	NO
40	43 13C8-PFOSA	506.1 > 77.7	6.73e3	3.65e4	0.159	5.09	4.83	2.30	14.4	115.6	NO
41	44 13C8-PFOS	507.0 > 79.9	7.38e3	8.11e3	0.934	5.11	4.84	11.4	12.2	97.4	NO
42	45 13C2-PFDA	515.1 > 469.9	3.65e4	3.42e4	0.898	5.40	5.13	13.3	14.8	118.6	NO
43	46 13C2-8:2 FTS	529.1 > 508.7	5.95e3	3.87e4	0.170	5.38	5.10	1.92	11.3	90.5	NO
44	47 d3-N-MeFOSAA	573.3 > 419	1.55e4	3.65e4	0.372	5.55	5.28	5.31	14.3	114.1	NO
45	48 d5-N-EtFOSAA	589.3 > 419	1.69e4	3.65e4	0.385	5.70	5.44	5.78	15.0	120.1	NO
46	49 13C2-PFUdA	565 > 519.8	3.56e4	3.65e4	0.961	5.72	5.45	12.2	12.7	101.4	NO
47	50 13C2-PFDoA	615.0 > 569.7	2.66e4	3.65e4	0.864	5.99	5.74	9.11	10.6	84.4	NO
48	51 d3-N-MeFOSA	515.2 > 168.9	3.81e4	3.65e4	0.080	5.93	6.00	13.0	164	109.2	NO
49	52 13C2-PFTeDA	714.8 > 669.6	1.91e4	3.65e4	0.692	6.41	6.21	6.53	9.44	75.5	NO
50	53 d5-N-ETFOSA	531.1 > 168.9	5.51e4	3.65e4	0.113	6.25	6.39	18.8	166	110.9	NO
51	54 13C2-PFHxDA	815 > 769.7	1.81e4	3.65e4	1.397	6.69	6.54	6.19	4.43	88.6	NO
52	55 d7-N-MeFOSE	623.1 > 58.9	4.54e4	3.65e4	0.090	6.31	6.50	15.5	174	115.7	NO
53	56 d9-N-EtFOSE	639.2 > 58.8	4.16e4	3.65e4	0.084	6.45	6.64	14.2	170	113.1	NO
54	57 13C4-PFBA	217. > 171.8	1.32e4	1.32e4	1.000	1.73	1.45	12.5	12.5	100.0	NO
55	58 13C5-PFHxA	318 > 272.9	3.87e4	3.87e4	1.000	3.48	3.18	12.5	12.5	100.0	NO
56	59 13C3-PFHxS	401.9 > 79.9	7.25e3	7.25e3	1.000	4.24	3.94	12.5	12.5	100.0	NO
57	60 13C8-PFOA	421.3 > 376	2.97e4	2.97e4	1.000	4.61	4.32	12.5	12.5	100.0	NO
58	61 13C9-PFNA	472.2 > 426.9	3.66e4	3.66e4	1.000	4.70	4.75	12.5	12.5	100.0	NO
59	62 13C4-PFOS	503 > 79.9	8.11e3	8.11e3	1.000	5.11	4.84	12.5	12.5	100.0	NO
60	63 13C6-PFDA	519.1 > 473.7	3.42e4	3.42e4	1.000	5.40	5.13	12.5	12.5	100.0	NO
61	64 13C7-PFUdA	570.1 > 524.8	3.65e4	3.65e4	1.000	5.72	5.45	12.5	12.5	100.0	NO

Dataset: Untitled

Last Altered: Friday, March 09, 2018 10:36:01 Pacific Standard Time

Printed: Friday, March 09, 2018 10:38:29 Pacific Standard Time

Method: F:\Projects\PFAS.PRO\MethDB\PFAS_FULL_80C_030718.mdb 08 Mar 2018 15:11:54

Calibration: F:\Projects\PFAS.PRO\CurveDB\IC18_VAL-PFAS_Q4_03-07-18-FULL.cdb 08 Mar 2018 13:04:56

Compound name: PFBA

	Name	ID	Acq.Date	Acq.Time
1	180307M1_5	IPA	07-Mar-18	16:46:27
2	180307M1_6	ST180307M1-1 PFC CS-2 18C0602	07-Mar-18	16:57:52
3	180307M1_7	ST180307M1-2 PFC CS-1 18C0603	07-Mar-18	17:09:19
4	180307M1_8	ST180307M1-3 PFC CS0 18C0604	07-Mar-18	17:20:45
5	180307M1_9	ST180307M1-4 PFC CS1 18C0605	07-Mar-18	17:32:12
6	180307M1_10	ST180307M1-5 PFC CS2 18C0606	07-Mar-18	17:43:42
7	180307M1_11	ST180307M1-6 PFC CS3 18C0607	07-Mar-18	17:55:11
8	180307M1_12	ST180307M1-7 PFC CS4 18C0608	07-Mar-18	18:06:41
9	180307M1_13	ST180307M1-8 PFC CS5 18C0609	07-Mar-18	18:18:12
10	180307M1_14	ST180307M1-9 PFC CS6 18C0610	07-Mar-18	18:29:40
11	180307M1_15	ST180307M1-10 PFC CS7 18C0611	07-Mar-18	18:41:09
12	180307M1_16	IPA	07-Mar-18	18:52:38
13	180307M1_17	ICV180307M1-1 PFC ICV 18C0601	07-Mar-18	19:04:07
14	180307M1_18	IPA	07-Mar-18	19:15:34
15	180307M1_19	1800342-15 WI-AF-FB01-021718 0.11145	07-Mar-18	19:27:06
16	180307M1_20	B8B0147-BS1 OPR 0.25	07-Mar-18	19:38:30
17	180307M1_21	B8B0147-BLK1 Method Blank 0.25	07-Mar-18	19:49:57
18	180307M1_22	B8B0147-MS1 Matrix Spike 0.25376	07-Mar-18	20:01:28
19	180307M1_23	B8B0147-MSD1 Matrix Spike Dup 0.25664	07-Mar-18	20:12:55
20	180307M1_24	1800284-16RE1 OF-RW31-0218 0.11777	07-Mar-18	20:24:24
21	180307M1_25	1800328-01 RS 1 0.11484	07-Mar-18	20:35:50
22	180307M1_26	1800330-01 MW-3 0.1111	07-Mar-18	20:47:20
23	180307M1_27	1800335-01 IRPSite3-GW-03GW01-20180213 ...	07-Mar-18	20:58:50
24	180307M1_28	1800335-02 IRPSite3-GW-03GW02-20180213 ...	07-Mar-18	21:10:20
25	180307M1_29	1800335-03 IRPSite3-GW-03GW03-20180213 ...	07-Mar-18	21:21:49
26	180307M1_30	1800335-04 IRPSite3-GW-DUP01-20180213 0....	07-Mar-18	21:33:19
27	180307M1_31	1800335-05 IRPSite3-GW-EB01-20180213 0.2...	07-Mar-18	21:44:46
28	180307M1_32	1800335-06 IRPSite3-GW-FRB01-20180213 0....	07-Mar-18	21:56:15
29	180307M1_33	1800335-07 IRPSite3-GW-SWB01-20180213 0....	07-Mar-18	22:07:45
30	180307M1_34	1800343-01 YMCA Maintenance Bldg 0.25915	07-Mar-18	22:19:15
31	180307M1_35	1800343-02 YMCA Residence 0.26136	07-Mar-18	22:30:42

Dataset: Untitled

Last Altered: Friday, March 09, 2018 10:36:01 Pacific Standard Time

Printed: Friday, March 09, 2018 10:38:29 Pacific Standard Time

Compound name: PFBA

	Name	ID	Acq Date	Acq Time
32	180307M1_36	IPA	07-Mar-18	22:42:11
33	180307M1_37	ST180307M1-11 PFC CS3 18B2317	07-Mar-18	22:53:40
34	180307M1_38	IPA	07-Mar-18	23:05:10
35	180307M1_39	1800346-01 WI-AF-SB-FB01-021418 0.11713	07-Mar-18	23:16:40
36	180307M1_40	1800346-02 WI-AF-SB-FB01-021318 0.11317	07-Mar-18	23:28:10
37	180307M1_41	B8B0157-BS1 OPR 0.25	07-Mar-18	23:39:39
38	180307M1_42	B8B0157-BSD1 LCSD 0.25	07-Mar-18	23:51:06
39	180307M1_43	B8B0157-BLK1 Method Blank 0.25	08-Mar-18	00:02:34
40	180307M1_44	1800331-01 906A 0.12044	08-Mar-18	00:14:04
41	180307M1_45	1800331-02 906b 0.11572	08-Mar-18	00:25:31
42	180307M1_46	1800331-03 908 0.11722	08-Mar-18	00:37:01
43	180307M1_47	1800331-04 911 0.11887	08-Mar-18	00:48:30
44	180307M1_48	1800331-05 731 0.11762	08-Mar-18	00:59:59
45	180307M1_49	1800344-01 GW4751180215RAP 0.25614	08-Mar-18	01:11:29
46	180307M1_50	1800344-02 GW5357180215RAP 0.26043	08-Mar-18	01:22:58
47	180307M1_51	1800344-03 GW1620180216RAP 0.26555	08-Mar-18	01:34:28
48	180307M1_52	1800344-04 GW2630180216RAP 0.26027	08-Mar-18	01:45:58
49	180307M1_53	1800344-05 GW3640180216RAP 0.26103	08-Mar-18	01:57:28
50	180307M1_54	1800353-01 WI-AF-N2-5-0218 0.11121	08-Mar-18	02:08:54
51	180307M1_55	1800353-02 WI-AF-FB01-022018 0.11958	08-Mar-18	02:20:25
52	180307M1_56	1800353-03 WI-AF-MW-3-0218 0.11741	08-Mar-18	02:31:52
53	180307M1_57	1800353-04 WI-AF-MW-202-0218 0.11256	08-Mar-18	02:43:21
54	180307M1_58	1800353-05 WI-AF-MW-204-0218 0.11807	08-Mar-18	02:54:51
55	180307M1_59	IPA	08-Mar-18	03:06:21
56	180307M1_60	ST180307M1-12 PFC CS3 18B2317	08-Mar-18	03:17:50
57	180307M1_61	IPA	08-Mar-18	03:29:19
58	180307M1_62	1800353-06 WI-AF-MW-114-0218 0.11872	08-Mar-18	03:40:49
59	180307M1_63	1800353-07 WI-AF-EB03-022018 0.12247	08-Mar-18	03:52:16
60	180307M1_64	IPA	08-Mar-18	04:03:45
61	180307M1_65	ST180307M1-13 PFC CS3 18B2317	08-Mar-18	04:15:12
62	180307M1_66	ST180307M1-14 PFC CS0 18C0604	08-Mar-18	04:26:42
63	180307M1_67	IPA	08-Mar-18	04:38:08
64	180307M1_68	B8B0151-BS1 OPR 1	08-Mar-18	04:49:38
65	180307M1_69	B8B0151-BLK1 Method Blank 1	08-Mar-18	05:01:04

(A) Invalid, over 10 samples.
 On 3/9/18

Dataset: Untitled

Last Altered: Friday, March 09, 2018 10:36:01 Pacific Standard Time

Printed: Friday, March 09, 2018 10:38:29 Pacific Standard Time

Compound name: PFBA

	Name	ID	Acq.Date	Acq.Time
66	180307M1_70	B8B0151-MS1 Matrix Spike 1.1	08-Mar-18	05:12:34
67	180307M1_71	B8B0151-MSD1 Matrix Spike Dup 1.09	08-Mar-18	05:24:03
68	180307M1_72	1800346-03 WI-AF-SB615-6768-0218 1.08	08-Mar-18	05:35:33
69	180307M1_73	1800346-04 WI-AF-SB615-0001-0218 1.33	08-Mar-18	05:47:00
70	180307M1_74	1800346-05 WI-AF-SB615-0506-0218 1.2	08-Mar-18	05:58:31
71	180307M1_75	1800356-03 WI-AF-SB611-0H01-0218 1.06	08-Mar-18	06:09:57
72	180307M1_76	1800356-04 WI-AF-SB611-0103-0218 1.07	08-Mar-18	06:21:27
73	180307M1_77	1800356-05 WI-AF-SB611P-0103-0218 1.16	08-Mar-18	06:32:56
74	180307M1_78	1800356-06 WI-AF-SB611-1213-0218 1.1	08-Mar-18	06:44:27
75	180307M1_79	IPA	08-Mar-18	06:55:57
76	180307M1_80	ST180307M1-15 PFC CS3 18B2317	08-Mar-18	07:07:26
77	180307M1_81	IPA	08-Mar-18	07:18:52

Dataset: F:\Projects\PFAS.PRO\Results\180307M1\180307M1-80.qld

Last Altered: Friday, March 09, 2018 09:35:00 Pacific Standard Time


Printed: Friday, March 09, 2018 09:35:20 Pacific Standard Time

Method: F:\Projects\PFAS.PRO\MethDB\PFAS_FULL_80C_030718.mdb 08 Mar 2018 15:11:54

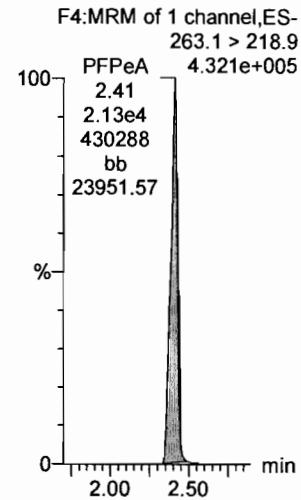
Calibration: F:\Projects\PFAS.PRO\CurveDB\C18_VAL-PFAS_Q4_03-07-18-FULL.cdb 08 Mar 2018 13:04:56

Name: 180307M1_80, Date: 08-Mar-2018, Time: 07:07:26, ID: ST180307M1-15 PFC CS3 18B2317, Description: PFC CS3 18B2317

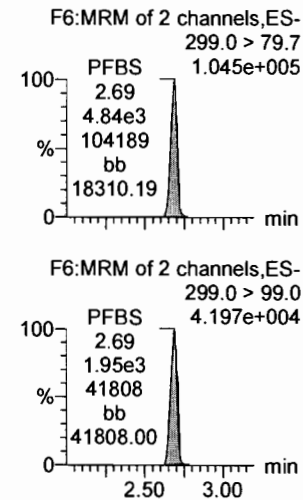
PFBA




PFPeA



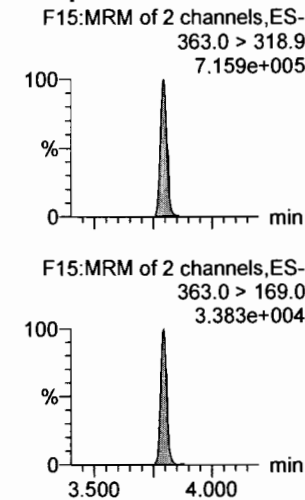
PFBS



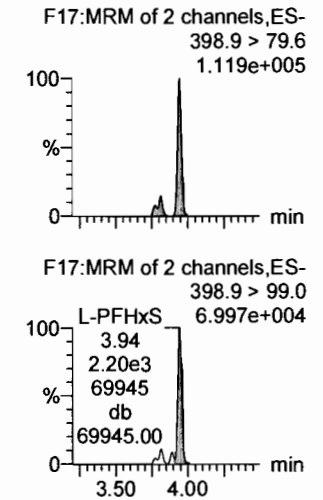
PFHxA



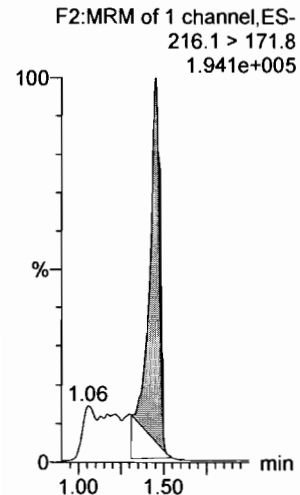
PFHpA



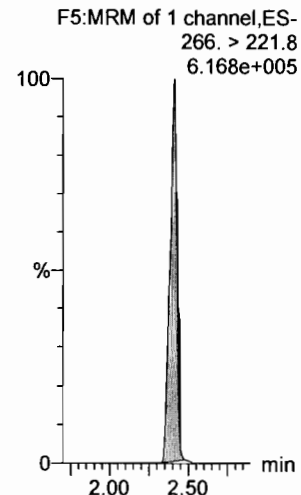
L-PFHxS



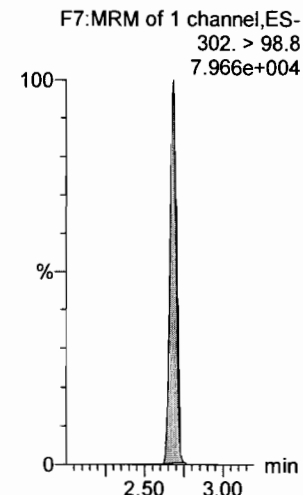
13C3-PFBA



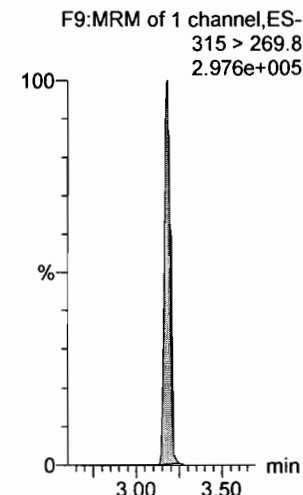
13C3-PFPeA



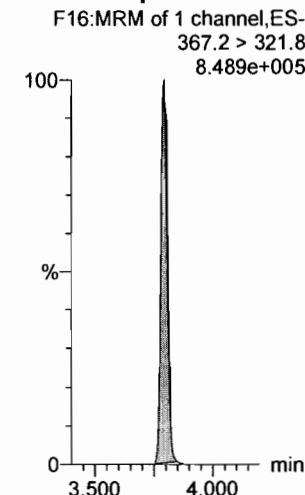
13C3-PFBS



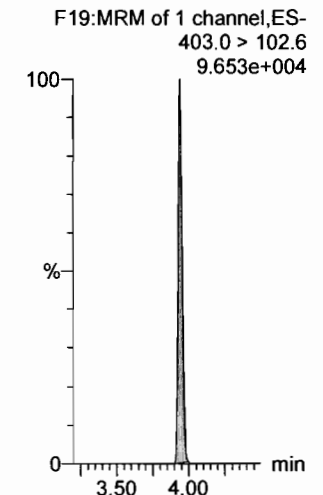
13C2-PFHxA



13C4-PFHpA



18O2-PFHxS



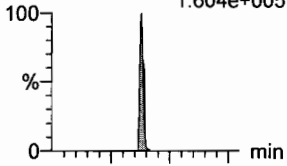
Dataset: F:\Projects\PFAS.PRO\Results\180307M1\180307M1-80.qld

Last Altered: Friday, March 09, 2018 09:35:00 Pacific Standard Time
Printed: Friday, March 09, 2018 09:35:20 Pacific Standard Time

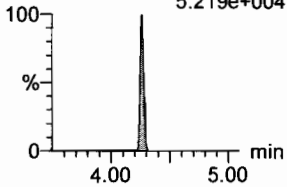
Name: 180307M1_80, Date: 08-Mar-2018, Time: 07:07:26, ID: ST180307M1-15 PFC CS3 18B2317, Description: PFC CS3 18B2317

6:2 FTS

F23:MRM of 2 channels,ES-
427.1 > 407
1.604e+005

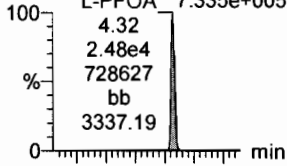


F23:MRM of 2 channels,ES-
427.1 > 80
5.219e+004

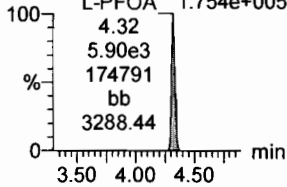


L-PFOA

F20:MRM of 2 channels,ES-
413 > 368.7
7.335e+005

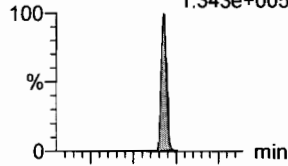


F20:MRM of 2 channels,ES-
413 > 169
1.754e+005

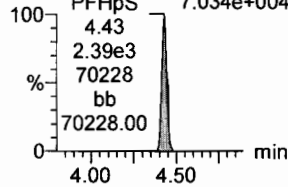


PFHpS

F25:MRM of 2 channels,ES-
449 > 80.0
1.343e+005

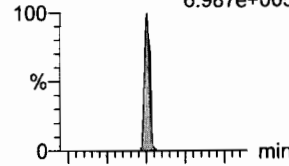


F25:MRM of 2 channels,ES-
449 > 98.7
7.034e+004

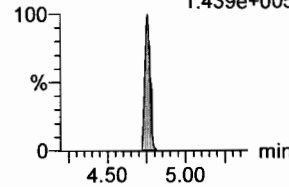


PFNA

F26:MRM of 2 channels,ES-
463.0 > 418.8
6.987e+005

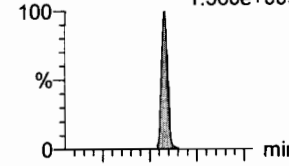


F26:MRM of 2 channels,ES-
463.0 > 219.0
1.439e+005

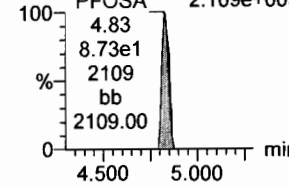


PFOSA

F29:MRM of 4 channels,ES-
498.1 > 77.8
1.360e+005

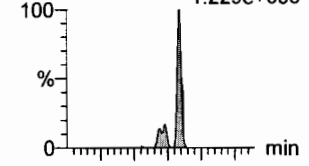


F29:MRM of 4 channels,ES-
498.1 > 478
2.109e+003

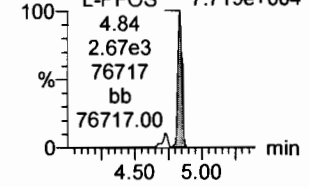


L-PFOS

F31:MRM of 2 channels,ES-
499 > 79.9
1.229e+005

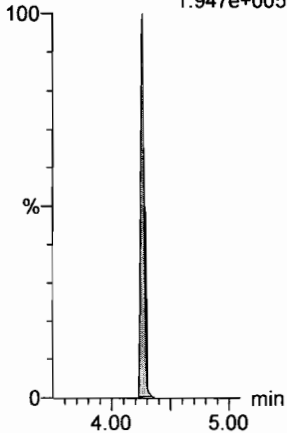


F31:MRM of 2 channels,ES-
499 > 99
7.719e+004



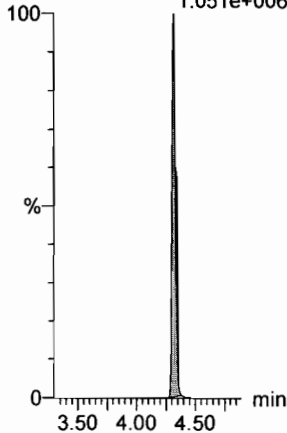
13C2-6:2 FTS

F24:MRM of 1 channel,ES-
429.1 > 408.9
1.947e+005



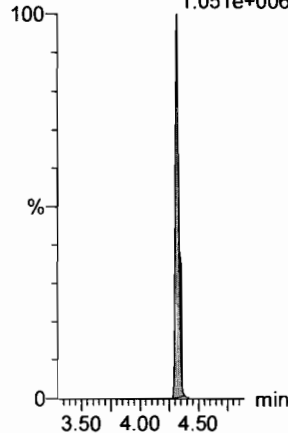
13C2-PFOA

F21:MRM of 1 channel,ES-
414.9 > 369.7
1.051e+006



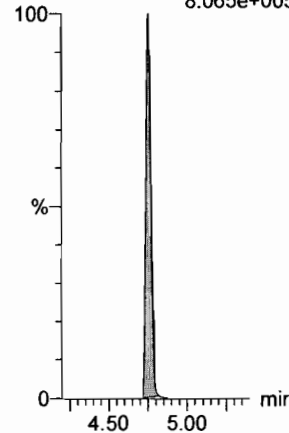
13C2-PFOA

F21:MRM of 1 channel,ES-
414.9 > 369.7
1.051e+006



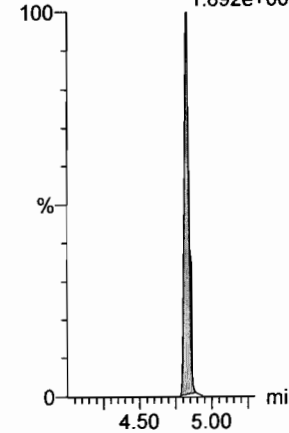
13C5-PFNA

F27:MRM of 1 channel,ES-
468.2 > 422.9
8.065e+005



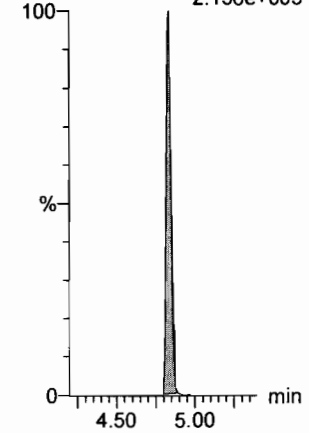
13C8-PFOA

F33:MRM of 1 channel,ES-
506.1 > 77.7
1.892e+005



13C8-PFOS

F34:MRM of 1 channel,ES-
507.0 > 79.9
2.136e+005



Dataset: F:\Projects\PFAS.PRO\Results\180307M1\180307M1-80.qld

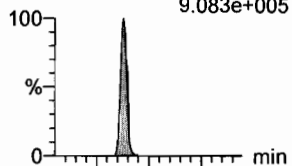
Last Altered: Friday, March 09, 2018 09:35:00 Pacific Standard Time

Printed: Friday, March 09, 2018 09:35:20 Pacific Standard Time

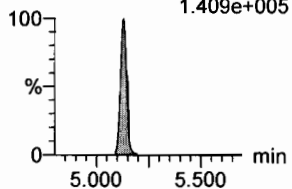
Name: 180307M1_80, Date: 08-Mar-2018, Time: 07:07:26, ID: ST180307M1-15 PFC CS3 18B2317, Description: PFC CS3 18B2317

PFDA

F36:MRM of 2 channels,ES-
513 > 468.8
9.083e+005

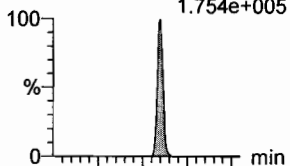


F36:MRM of 2 channels,ES-
513 > 219
1.409e+005

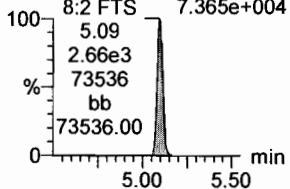


8:2 FTS

F41:MRM of 2 channels,ES-
527 > 506.9
1.754e+005

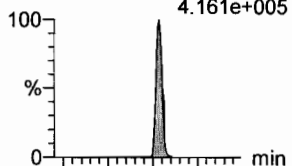


F41:MRM of 2 channels,ES-
527 > 80
7.365e+004

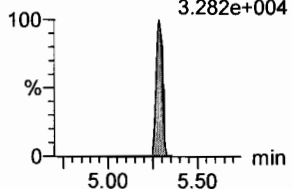


N-MeFOSAA

F47:MRM of 2 channels,ES-
570.1 > 419
4.161e+005

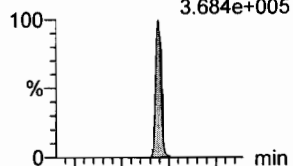


F47:MRM of 2 channels,ES-
570.1 > 483.0
3.282e+004

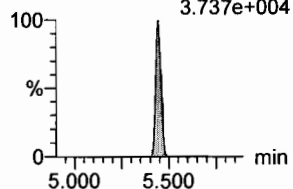


N-EtFOSAA

F50:MRM of 2 channels,ES-
584.2 > 419
3.684e+005

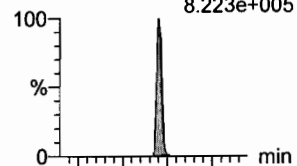


F50:MRM of 2 channels,ES-
584.2 > 483.0
3.737e+004

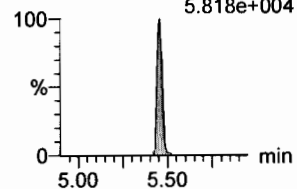


PFUdA

F45:MRM of 2 channels,ES-
563.0 > 518.9
8.223e+005

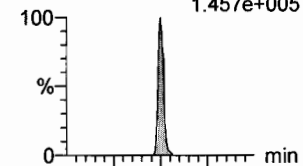


F45:MRM of 2 channels,ES-
563.0 > 269
5.818e+004

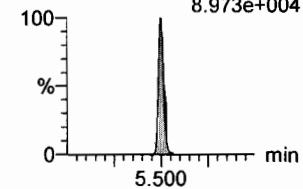


PFDS

F52:MRM of 2 channels,ES-
598.8 > 80
1.457e+005

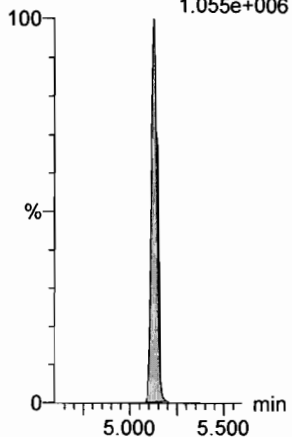


F52:MRM of 2 channels,ES-
598.8 > 98.7
8.973e+004



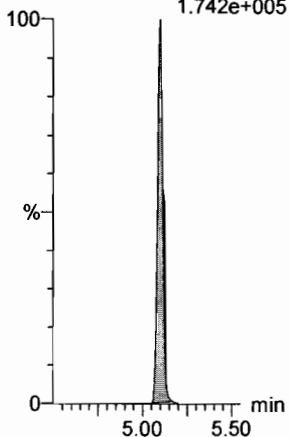
13C2-PFDA

F37:MRM of 1 channel,ES-
515.1 > 469.9
1.055e+006



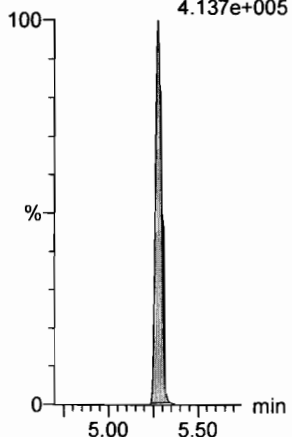
13C2-8:2 FTS

F42:MRM of 1 channel,ES-
529.1 > 508.7
1.742e+005




d3-N-MeFOSAA

F49:MRM of 1 channel,ES-
573.3 > 419
4.137e+005



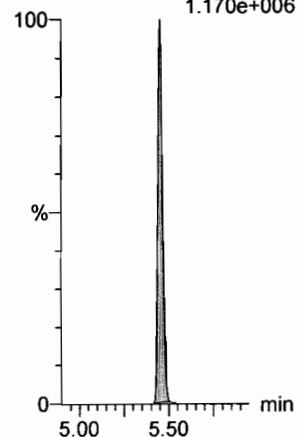
d5-N-EtFOSAA

F51:MRM of 1 channel,ES-
589.3 > 419
5.759e+005



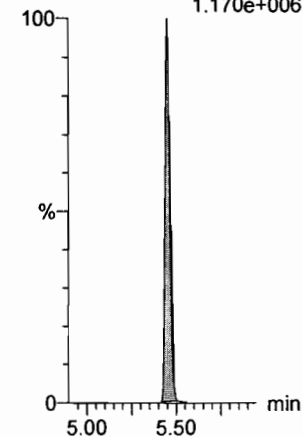
13C2-PFUdA

F46:MRM of 1 channel,ES-
565 > 519.8
1.170e+006



13C2-PFUdA

F46:MRM of 1 channel,ES-
565 > 519.8
1.170e+006



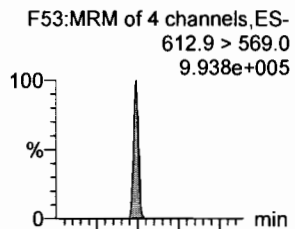
Dataset: F:\Projects\PFAS.PRO\Results\180307M1\180307M1-80.qld

Last Altered: Friday, March 09, 2018 09:35:00 Pacific Standard Time

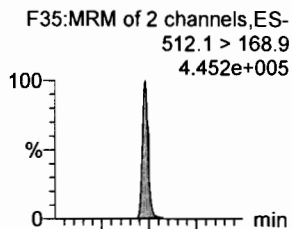
Printed: Friday, March 09, 2018 09:35:20 Pacific Standard Time

Name: 180307M1_80, Date: 08-Mar-2018, Time: 07:07:26, ID: ST180307M1-15 PFC CS3 18B2317, Description: PFC CS3 18B2317

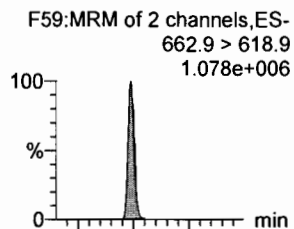
PFD_oA



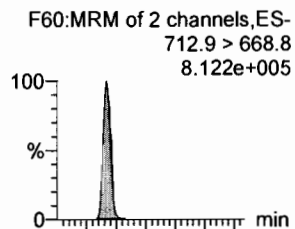
N-MeFOSA



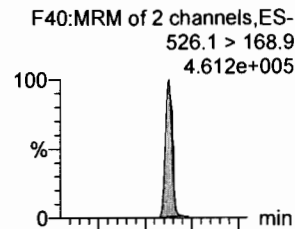
PFT_rDA



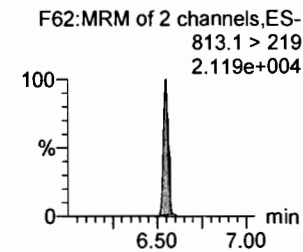
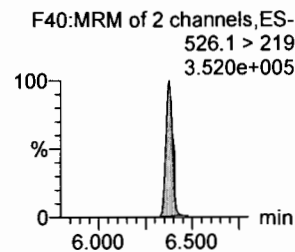
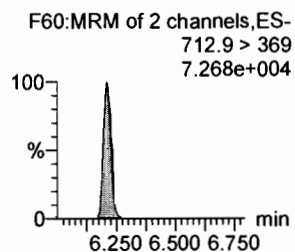
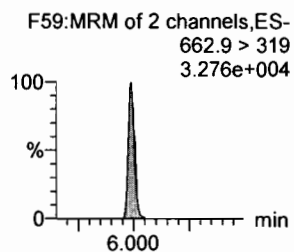
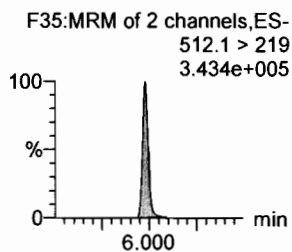
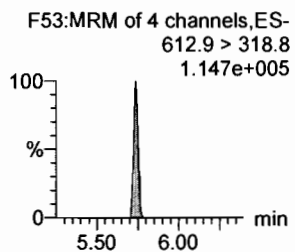
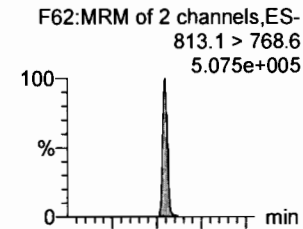
PFT_eDA




N-EtFOSA



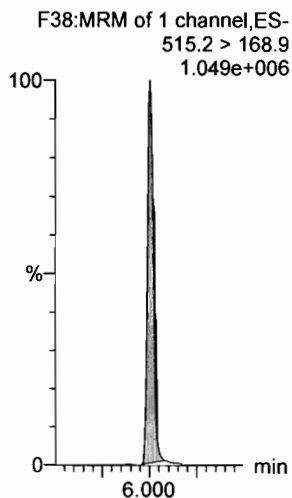
PFH_xDA



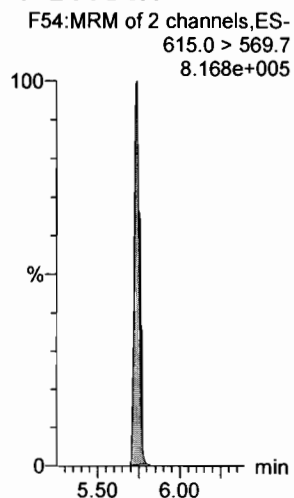
13C₂-PFD_oA



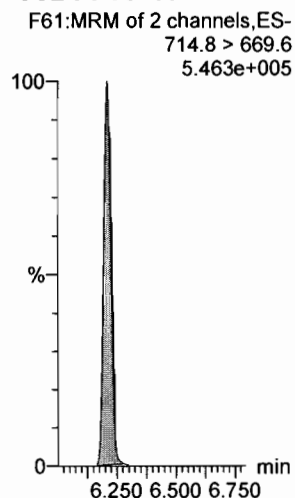
d3-N-MeFOSA



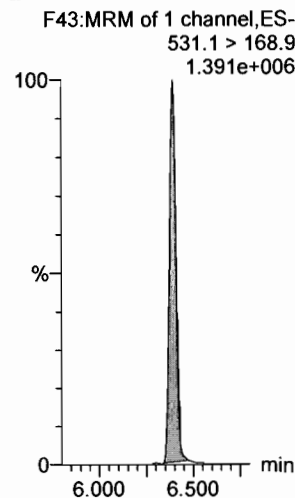
13C₂-PFT_rDA



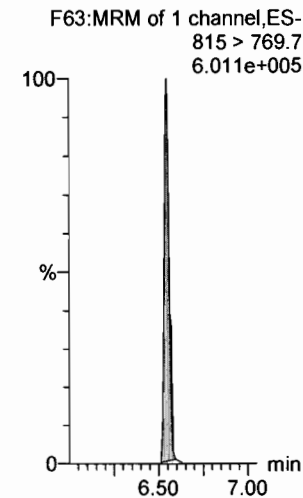
13C₂-PFT_eDA



d5-N-ETFOSA



13C₂-PFH_xDA




Dataset: F:\Projects\PFAS.PRO\Results\180307M1\180307M1-80.qld

Last Altered: Friday, March 09, 2018 09:35:00 Pacific Standard Time

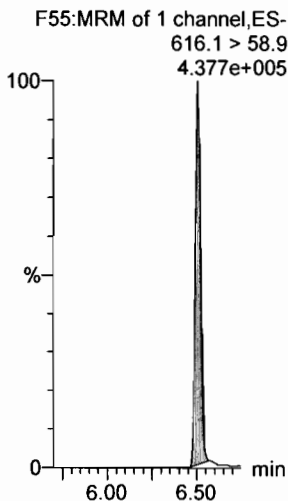
Printed: Friday, March 09, 2018 09:35:20 Pacific Standard Time

Name: 180307M1_80, Date: 08-Mar-2018, Time: 07:07:26, ID: ST180307M1-15 PFC CS3 18B2317, Description: PFC CS3 18B2317

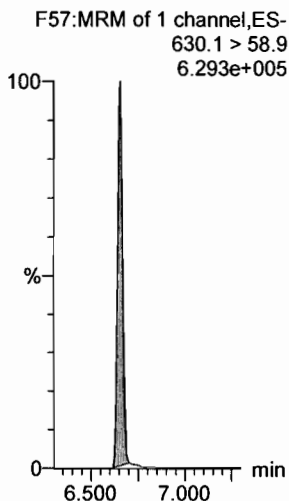
PFODA



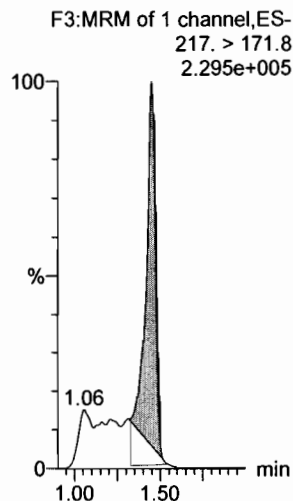
N-MeFOSE



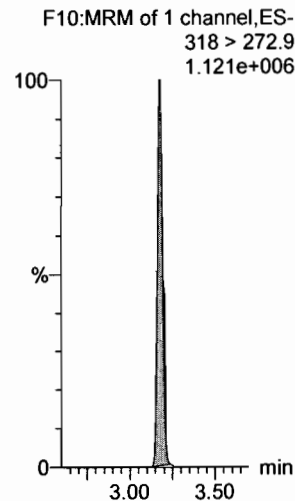
N-EtFOSE



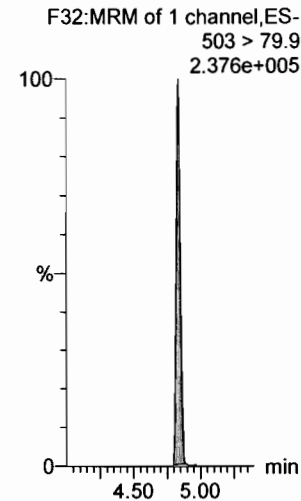
13C4-PFBA



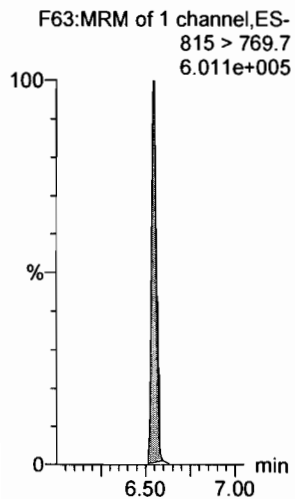
13C5-PFHxA



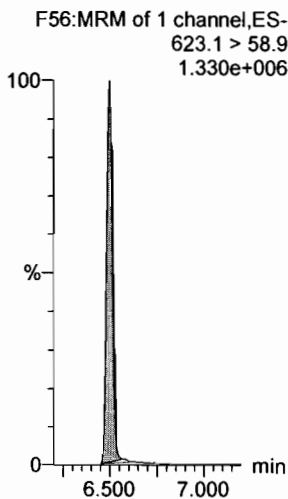
13C4-PFOS



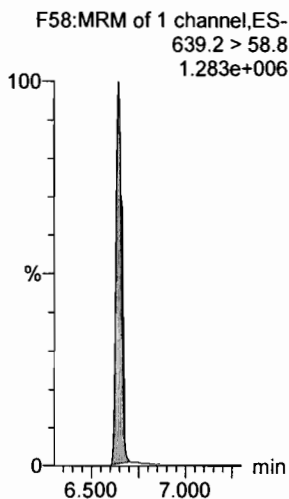
13C2-PFHxDA



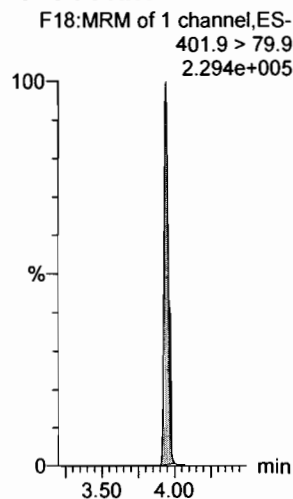
d7-N-MeFOSE



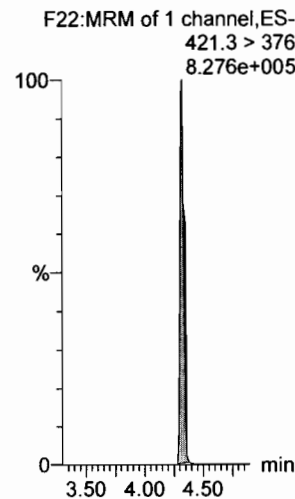
d9-N-EtFOSE



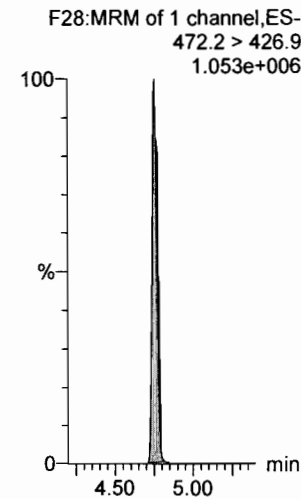
13C3-PFHxS



13C8-PFOA



13C9-PFNA



Dataset: F:\Projects\PFAS.PRO\Results\180307M1\180307M1-80.qld

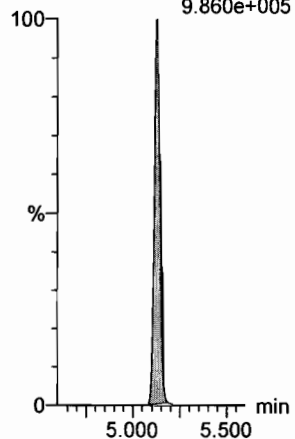
Last Altered: Friday, March 09, 2018 09:35:00 Pacific Standard Time

Printed: Friday, March 09, 2018 09:35:20 Pacific Standard Time

Name: 180307M1_80, Date: 08-Mar-2018, Time: 07:07:26, ID: ST180307M1-15 PFC CS3 18B2317, Description: PFC CS3 18B2317

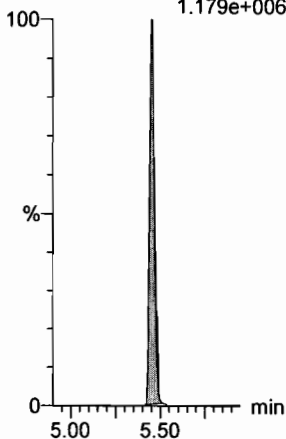
13C6-PFDA

F39:MRM of 1 channel,ES-
519.1 > 473.7
9.860e+005



13C7-PFUdA

F48:MRM of 1 channel,ES-
570.1 > 524.8
1.179e+006



INITIAL CALIBRATION (ICAL)
INCLUDING ASSOCIATED
INITIAL CALIBRATION VERIFICATION (ICV) AND INSTRUMENT BLANK (IB)

Dataset: F:\Projects\PFAS.PRO\Results\180307M1\180307M1-CRV_B.qld

Last Altered: Thursday, March 08, 2018 11:45:01 Pacific Standard Time

Printed: Thursday, March 08, 2018 11:54:45 Pacific Standard Time

Method: F:\Projects\PFAS.PRO\MethDB\PFAS_FULL_80C_030718.mdb 08 Mar 2018 11:04:14
 Calibration: F:\Projects\PFAS.PRO\CurveDB\C18_VAL-PFAS_Q4_03-07-18-FULL.cdb 08 Mar 2018 11:45:01

Handwritten: ✓ VEF 3/8/18
 dm 3/9/18

Compound name: PFBA

Correlation coefficient: $r = 0.999897$, $r^2 = 0.999793$

Calibration curve: $1.00856 * x + -0.022372$

Response type: Internal Std (Ref 34), Area * (IS Conc. / IS Area)

Curve type: Linear, Origin: Include, Weighting: 1/x, Axis trans: None

	# Name	Type	Std. Conc	RT	Area	IS Area	Response	Conc.	%Dev	Conc. Flag	CoD	CoD Flag	x=excluded
1	1 180307M1_6	Standard	0.250	1.43	194.079	9824.608	0.247	0.3	6.8	NO	1.000	NO	bb
2	2 180307M1_7	Standard	0.500	1.44	371.026	9895.282	0.469	0.5	-2.6	NO	1.000	NO	bb
3	3 180307M1_8	Standard	1.000	1.44	665.178	10102.556	0.823	0.8	-16.2	NO	1.000	NO	bb
4	4 180307M1_9	Standard	2.000	1.44	1495.144	9841.975	1.899	1.9	-4.7	NO	1.000	NO	bb
5	5 180307M1_10	Standard	5.000	1.44	4043.931	9842.197	5.136	5.1	2.3	NO	1.000	NO	MM
6	6 180307M1_11	Standard	10.000	1.44	8255.447	10122.453	10.194	10.1	1.3	NO	1.000	NO	MM
7	7 180307M1_12	Standard	50.000	1.44	41041.172	9850.197	52.082	51.7	3.3	NO	1.000	NO	MM
8	8 180307M1_13	Standard	100.000	1.44	85307.695	10479.329	101.757	100.9	0.9	NO	1.000	NO	MM
9	9 180307M1_14	Standard	250.000	1.44	202725.531	9942.326	254.877	252.7	1.1	NO	1.000	NO	MM
10	10 180307M1_15	Standard	500.000	1.44	362577.094	9084.362	498.903	494.7	-1.1	NO	1.000	NO	MM

Compound name: PFPeA

Correlation coefficient: $r = 0.999865$, $r^2 = 0.999730$

Calibration curve: $0.815683 * x + 0.0460859$

Response type: Internal Std (Ref 35), Area * (IS Conc. / IS Area)

Curve type: Linear, Origin: Exclude, Weighting: 1/x, Axis trans: None

	# Name	Type	Std. Conc	RT	Area	IS Area	Response	Conc.	%Dev	Conc. Flag	CoD	CoD Flag	x=excluded
1	1 180307M1_6	Standard	0.250	2.40	448.125	23821.547	0.235	0.2	-7.3	NO	1.000	NO	MM
2	2 180307M1_7	Standard	0.500	2.40	850.410	24512.961	0.434	0.5	-5.0	NO	1.000	NO	MM
3	3 180307M1_8	Standard	1.000	2.40	1659.852	24096.129	0.861	1.0	-0.1	NO	1.000	NO	bb
4	4 180307M1_9	Standard	2.000	2.40	3329.359	24542.238	1.696	2.0	1.1	NO	1.000	NO	bb
5	5 180307M1_10	Standard	5.000	2.40	8037.726	24455.305	4.108	5.0	-0.4	NO	1.000	NO	bb
6	6 180307M1_11	Standard	10.000	2.41	17697.271	25070.332	8.824	10.8	7.6	NO	1.000	NO	bb
7	7 180307M1_12	Standard	50.000	2.40	83312.695	24243.928	42.955	52.6	5.2	NO	1.000	NO	bb
8	8 180307M1_13	Standard	100.000	2.40	161991.781	24764.072	81.768	100.2	0.2	NO	1.000	NO	bb
9	9 180307M1_14	Standard	250.000	2.40	381705.438	23718.857	201.161	246.6	-1.4	NO	1.000	NO	bb

Dataset: F:\Projects\PFAS.PRO\Results\180307M1\180307M1-CRV_B.qld

Last Altered: Thursday, March 08, 2018 11:45:01 Pacific Standard Time

Printed: Thursday, March 08, 2018 11:54:45 Pacific Standard Time

Compound name: PFPeA

#	Name	Type	Std. Conc	RT	Area	IS Area	Response	Conc.	%Dev	Conc. Flag	CoD	CoD Flag	x=excluded
10	10 180307M1_15	Standard	500.000	2.41	731800.188	22429.846	407.827	499.9	-0.0	NO	1.000	NO	bb

Compound name: PFBS

Coefficient of Determination: R^2 = 0.999430

Calibration curve: $-0.000158919 * x^2 + 1.67715 * x - 0.0687622$

Response type: Internal Std (Ref 36), Area * (IS Conc. / IS Area)

Curve type: 2nd Order, Origin: Exclude, Weighting: 1/x, Axis trans: None

#	Name	Type	Std. Conc	RT	Area	IS Area	Response	Conc.	%Dev	Conc. Flag	CoD	CoD Flag	x=excluded
1	1 180307M1_6	Standard	0.250	2.67	78.760	2998.788	0.328	0.2	-5.3	NO	0.999	NO	bb
2	2 180307M1_7	Standard	0.500	2.68	178.157	2904.141	0.767	0.5	-0.4	NO	0.999	NO	bb
3	3 180307M1_8	Standard	1.000	2.68	347.564	2938.982	1.478	0.9	-7.8	NO	0.999	NO	bb
4	4 180307M1_9	Standard	2.000	2.68	795.848	3072.259	3.238	2.0	-1.4	NO	0.999	NO	bb
5	5 180307M1_10	Standard	5.000	2.68	1962.355	2840.206	8.636	5.2	3.9	NO	0.999	NO	bb
6	6 180307M1_11	Standard	10.000	2.68	4317.004	2997.817	18.001	10.8	7.8	NO	0.999	NO	bb
7	7 180307M1_12	Standard	50.000	2.68	19765.262	2762.643	89.431	53.6	7.3	NO	0.999	NO	bb
8	8 180307M1_13	Standard	100.000	2.68	37082.902	2886.854	160.568	96.7	-3.3	NO	0.999	NO	bb
9	9 180307M1_14	Standard	250.000	2.68	88900.234	2747.992	404.387	246.9	-1.2	NO	0.999	NO	bb
10	10 180307M1_15	Standard	500.000	2.68	158127.609	2465.526	801.693	501.9	0.4	NO	0.999	NO	bb

Compound name: 4:2 FTS

Coefficient of Determination: R^2 = 0.998598

Calibration curve: $-0.00054105 * x^2 + 1.8746 * x + 0.00712519$

Response type: Internal Std (Ref 36), Area * (IS Conc. / IS Area)

Curve type: 2nd Order, Origin: Exclude, Weighting: 1/x, Axis trans: None

#	Name	Type	Std. Conc	RT	Area	IS Area	Response	Conc.	%Dev	Conc. Flag	CoD	CoD Flag	x=excluded
1	1 180307M1_6	Standard	0.250	3.08	123.089	2998.788	0.513	0.3	8.0	NO	0.999	NO	bb
2	2 180307M1_7	Standard	0.500	3.08	191.622	2904.141	0.825	0.4	-12.8	NO	0.999	NO	bb
3	3 180307M1_8	Standard	1.000	3.08	396.135	2938.982	1.685	0.9	-10.5	NO	0.999	NO	bb
4	4 180307M1_9	Standard	2.000	3.08	959.908	3072.259	3.906	2.1	4.0	NO	0.999	NO	bb
5	5 180307M1_10	Standard	5.000	3.08	2328.545	2840.206	10.248	5.5	9.4	NO	0.999	NO	bb
6	6 180307M1_11	Standard	10.000	3.08	4797.995	2997.817	20.006	10.7	7.0	NO	0.999	NO	bb
7	7 180307M1_12	Standard	50.000	3.08	20049.088	2762.643	90.715	49.1	-1.8	NO	0.999	NO	bb

Dataset: F:\Projects\PFAS.PRO\Results\180307M1\180307M1-CRV_B.qld

Last Altered: Thursday, March 08, 2018 11:45:01 Pacific Standard Time
 Printed: Thursday, March 08, 2018 11:54:45 Pacific Standard Time

Compound name: 4:2 FTS

#	Name	Type	Std. Conc	RT	Area	IS Area	Response	Conc.	%Dev	Conc. Flag	CoD	CoD Flag	x=excluded
8	8 180307M1_13	Standard	100.000	3.08	39137.945	2886.854	169.466	92.9	-7.1	NO	0.999	NO	bb
9	9 180307M1_14	Standard	250.000	3.08	99793.227	2747.992	453.937	262.0	4.8	NO	0.999	NO	bb
10	10 180307M1_15	Standard	500.000	3.08	156836.188	2465.526	795.146	494.8	-1.0	NO	0.999	NO	bb

Compound name: PFHxA

Coefficient of Determination: R² = 0.998788
 Calibration curve: $2.06682e-005 * x^2 + 1.18443 * x + 0.0839874$
 Response type: Internal Std (Ref 37), Area * (IS Conc. / IS Area)
 Curve type: 2nd Order, Origin: Include, Weighting: 1/x, Axis trans: None

#	Name	Type	Std. Conc	RT	Area	IS Area	Response	Conc.	%Dev	Conc. Flag	CoD	CoD Flag	x=excluded
1	1 180307M1_6	Standard	0.250	3.17	642.545	8045.409	0.399	0.3	6.5	NO	0.999	NO	bb
2	2 180307M1_7	Standard	0.500	3.17	1113.932	8241.752	0.676	0.5	-0.1	NO	0.999	NO	bb
3	3 180307M1_8	Standard	1.000	3.17	2152.664	8658.153	1.243	1.0	-2.1	NO	0.999	NO	bb
4	4 180307M1_9	Standard	2.000	3.17	4231.544	8588.753	2.463	2.0	0.4	NO	0.999	NO	bb
5	5 180307M1_10	Standard	5.000	3.17	10790.736	8191.793	6.586	5.5	9.8	NO	0.999	NO	bb
6	6 180307M1_11	Standard	10.000	3.18	22358.959	8690.966	12.863	10.8	7.9	NO	0.999	NO	bb
7	7 180307M1_12	Standard	50.000	3.17	106391.031	8074.999	65.877	55.5	11.0	NO	0.999	NO	bb
8	8 180307M1_13	Standard	100.000	3.18	199829.859	8629.913	115.777	97.5	-2.5	NO	0.999	NO	bb
9	9 180307M1_14	Standard	250.000	3.17	470703.813	8186.364	287.493	241.6	-3.3	NO	0.999	NO	bb
10	10 180307M1_15	Standard	500.000	3.18	905466.438	7515.802	602.375	504.1	0.8	NO	0.999	NO	bb

Compound name: PFPeS

Correlation coefficient: r = 0.998848, r² = 0.997698
 Calibration curve: $1.44062 * x + 0.0351081$
 Response type: Internal Std (Ref 36), Area * (IS Conc. / IS Area)
 Curve type: Linear, Origin: Exclude, Weighting: 1/x, Axis trans: None

#	Name	Type	Std. Conc	RT	Area	IS Area	Response	Conc.	%Dev	Conc. Flag	CoD	CoD Flag	x=excluded
1	1 180307M1_6	Standard	0.250	3.37	79.864	2998.788	0.333	0.2	-17.3	NO	0.998	NO	bb
2	2 180307M1_7	Standard	0.500	3.37	182.390	2904.141	0.785	0.5	4.1	NO	0.998	NO	bb
3	3 180307M1_8	Standard	1.000	3.37	344.497	2938.982	1.465	1.0	-0.7	NO	0.998	NO	bb
4	4 180307M1_9	Standard	2.000	3.37	726.595	3072.259	2.956	2.0	1.4	NO	0.998	NO	bb
5	5 180307M1_10	Standard	5.000	3.37	1652.057	2840.206	7.271	5.0	0.5	NO	0.998	NO	bb

Dataset: F:\Projects\PFAS.PRO\Results\180307M1\180307M1-CRV_B.qld

Last Altered: Thursday, March 08, 2018 11:45:01 Pacific Standard Time
 Printed: Thursday, March 08, 2018 11:54:45 Pacific Standard Time

Compound name: PFPeS

#	Name	Type	Std. Conc	RT	Area	IS Area	Response	Conc.	%Dev	Conc. Flag	CoD	CoD Flag	x=excluded
6	6 180307M1_11	Standard	10.000	3.37	3557.608	2997.817	14.834	10.3	2.7	NO	0.998	NO	bb
7	7 180307M1_12	Standard	50.000	3.37	17431.309	2762.643	78.871	54.7	9.4	NO	0.998	NO	bb
8	8 180307M1_13	Standard	100.000	3.37	32392.057	2886.854	140.257	97.3	-2.7	NO	0.998	NO	bb
9	9 180307M1_14	Standard	250.000	3.37	84025.383	2747.992	382.213	265.3	6.1	NO	0.998	NO	bb
10	10 180307M1_15	Standard	500.000	3.37	137071.000	2465.526	694.938	482.4	-3.5	NO	0.998	NO	bb

Compound name: PFHpA

Correlation coefficient: $r = 0.999706$, $r^2 = 0.999412$

Calibration curve: $1.14274 * x + 0.100127$

Response type: Internal Std (Ref 38), Area * (IS Conc. / IS Area)

Curve type: Linear, Origin: Exclude, Weighting: 1/x, Axis trans: None

#	Name	Type	Std. Conc	RT	Area	IS Area	Response	Conc.	%Dev	Conc. Flag	CoD	CoD Flag	x=excluded
1	1 180307M1_6	Standard	0.250	3.79	601.594	19264.957	0.390	0.3	1.6	NO	0.999	NO	bb
2	2 180307M1_7	Standard	0.500	3.79	1022.299	20968.758	0.609	0.4	-10.9	NO	0.999	NO	bb
3	3 180307M1_8	Standard	1.000	3.79	2085.899	21312.088	1.223	1.0	-1.7	NO	0.999	NO	bb
4	4 180307M1_9	Standard	2.000	3.79	4310.170	21872.414	2.463	2.1	3.4	NO	0.999	NO	bb
5	5 180307M1_10	Standard	5.000	3.79	10173.002	20555.994	6.186	5.3	6.5	NO	0.999	NO	bb
6	6 180307M1_11	Standard	10.000	3.79	20383.949	21111.221	12.069	10.5	4.7	NO	0.999	NO	bb
7	7 180307M1_12	Standard	50.000	3.79	97923.523	21575.760	56.732	49.6	-0.9	NO	0.999	NO	bb
8	8 180307M1_13	Standard	100.000	3.79	191572.563	21210.900	112.897	98.7	-1.3	NO	0.999	NO	bb
9	9 180307M1_14	Standard	250.000	3.79	404803.438	18323.604	276.149	241.6	-3.4	NO	0.999	NO	bb
10	10 180307M1_15	Standard	500.000	3.79	790276.000	16968.271	582.172	509.4	1.9	NO	0.999	NO	bb

Dataset: F:\Projects\PFAS.PRO\Results\180307M1\180307M1-CRV_B.qld

Last Altered: Thursday, March 08, 2018 11:45:01 Pacific Standard Time

Printed: Thursday, March 08, 2018 11:54:45 Pacific Standard Time

Compound name: L-PFHxS

Coefficient of Determination: R² = 0.998479

Calibration curve: -0.000155194 * x² + 1.60684 * x + 0.149402

Response type: Internal Std (Ref 39), Area * (IS Conc. / IS Area)

Curve type: 2nd Order, Origin: Exclude, Weighting: 1/x, Axis trans: None

#	Name	Type	Std. Conc	RT	Area	IS Area	Response	Conc.	%Dev	Conc. Flag	CoD	CoD Flag	x=excluded
1	1 180307M1_6	Standard	0.250	3.94	86.957	2446.629	0.444	0.2	-26.6	NO	0.998	NO	MM
2	2 180307M1_7	Standard	0.500	3.94	168.544	2229.568	0.945	0.5	-1.0	NO	0.998	NO	MM
3	3 180307M1_8	Standard	1.000	3.94	306.027	2530.283	1.512	0.8	-15.2	NO	0.998	NO	MM
4	4 180307M1_9	Standard	2.000	3.94	669.020	2174.850	3.845	2.3	15.0	NO	0.998	NO	MM
5	5 180307M1_10	Standard	5.000	3.94	1449.511	2040.889	8.878	5.4	8.7	NO	0.998	NO	MM
6	6 180307M1_11	Standard	10.000	3.94	3120.296	2088.434	18.676	11.5	15.4	NO	0.998	NO	MM
7	7 180307M1_12	Standard	50.000	3.94	16173.366	2286.957	88.400	55.2	10.4	NO	0.998	NO	MM
8	8 180307M1_13	Standard	100.000	3.94	29810.514	2472.129	150.733	94.6	-5.4	NO	0.998	NO	MM
9	9 180307M1_14	Standard	250.000	3.94	70056.133	2277.938	384.427	244.9	-2.0	NO	0.998	NO	MM
10	10 180307M1_15	Standard	500.000	3.94	125946.789	2046.028	769.459	503.2	0.6	NO	0.998	NO	MM

Compound name: 6:2 FTS

Coefficient of Determination: R² = 0.997316

Calibration curve: -0.00163396 * x² + 0.889965 * x + 0.0235723

Response type: Internal Std (Ref 40), Area * (IS Conc. / IS Area)

Curve type: 2nd Order, Origin: Include, Weighting: 1/x, Axis trans: None

#	Name	Type	Std. Conc	RT	Area	IS Area	Response	Conc.	%Dev	Conc. Flag	CoD	CoD Flag	x=excluded
1	1 180307M1_6	Standard	0.250	4.26	120.802	6496.750	0.232	0.2	-6.1	NO	0.997	NO	MM
2	2 180307M1_7	Standard	0.500	4.26	283.397	6105.219	0.580	0.6	25.2	NO	0.997	NO	bb
3	3 180307M1_8	Standard	1.000	4.26	547.969	7310.973	0.937	1.0	2.8	NO	0.997	NO	bb
4	4 180307M1_9	Standard	2.000	4.25	750.885	6508.431	1.442	1.6	-20.1	NO	0.997	NO	bb
5	5 180307M1_10	Standard	5.000	4.26	2448.465	6992.279	4.377	4.9	-1.3	NO	0.997	NO	bb
6	6 180307M1_11	Standard	10.000	4.26	5477.008	6942.190	9.862	11.3	12.9	NO	0.997	NO	bb
7	7 180307M1_12	Standard	50.000	4.26	23134.953	7413.398	39.009	48.0	-3.9	NO	0.997	NO	bb
8	8 180307M1_13	Standard	100.000	4.26	43256.707	7377.302	73.294	101.1	1.1	NO	0.997	NO	bb
9	9 180307M1_14	Standard	250.000	4.26	100097.742	10519.205	118.946	235.1	-5.9	NO	0.997	NO	bbX
10	10 180307M1_15	Standard	500.000	4.26	176143.375	14640.680	150.389			NO	0.997	NO	bbXI

Dataset: F:\Projects\PFAS.PRO\Results\180307M1\180307M1-CRV_B.qld

Last Altered: Thursday, March 08, 2018 11:58:33 Pacific Standard Time
 Printed: Thursday, March 08, 2018 12:11:05 Pacific Standard Time

Method: F:\Projects\PFAS.PRO\MethDB\PFAS_FULL_80C_030718.mdb 08 Mar 2018 11:04:14
 Calibration: F:\Projects\PFAS.PRO\CurveDB\C18_VAL-PFAS_Q4_03-07-18-FULL.cdb 08 Mar 2018 11:58:32

Compound name: L-PFOA

Coefficient of Determination: $R^2 = 0.999417$
 Calibration curve: $5.73747e-005 * x^2 + 0.86389 * x + 0.0785332$
 Response type: Internal Std (Ref 41), Area * (IS Conc. / IS Area)
 Curve type: 2nd Order, Origin: Exclude, Weighting: 1/x, Axis trans: None

	# Name	Type	Std. Conc	RT	Area	IS Area	Response	Conc.	%Dev	Conc. Flag	CoD	CoD Flag	x=excluded
1	1 180307M1_6	Standard	0.250	4.31	776.586	30532.664	0.318	0.3	10.8	NO	0.999	NO	bb
2	2 180307M1_7	Standard	0.500	4.32	1136.760	31370.914	0.453	0.4	-13.3	NO	0.999	NO	bb
3	3 180307M1_8	Standard	1.000	4.32	2476.660	33852.918	0.914	1.0	-3.2	NO	0.999	NO	bb
4	4 180307M1_9	Standard	2.000	4.31	4997.812	33526.359	1.863	2.1	3.3	NO	0.999	NO	bb
5	5 180307M1_10	Standard	5.000	4.31	11043.885	32575.051	4.238	4.8	-3.7	NO	0.999	NO	bb
6	6 180307M1_11	Standard	10.000	4.32	22526.799	32186.586	8.749	10.0	0.3	NO	0.999	NO	bb
7	7 180307M1_12	Standard	50.000	4.31	112705.828	29946.346	47.045	54.2	8.3	NO	0.999	NO	bb
8	8 180307M1_13	Standard	100.000	4.32	216113.953	31212.947	86.548	99.4	-0.6	NO	0.999	NO	bb
9	9 180307M1_14	Standard	250.000	4.31	468675.000	27353.451	214.175	243.9	-2.4	NO	0.999	NO	bb
10	10 180307M1_15	Standard	500.000	4.31	937526.563	26110.033	448.834	502.7	0.5	NO	0.999	NO	bb

Compound name: PFHpS

Coefficient of Determination: $R^2 = 0.999237$
 Calibration curve: $2.33731e-006 * x^2 + 0.16903 * x + -0.010638$
 Response type: Internal Std (Ref 41), Area * (IS Conc. / IS Area)
 Curve type: 2nd Order, Origin: Exclude, Weighting: 1/x, Axis trans: None

	# Name	Type	Std. Conc	RT	Area	IS Area	Response	Conc.	%Dev	Conc. Flag	CoD	CoD Flag	x=excluded
1	1 180307M1_6	Standard	0.250	4.42	80.331	30532.664	0.033	0.3	3.0	NO	0.999	NO	bb
2	2 180307M1_7	Standard	0.500	4.42	172.781	31370.914	0.069	0.5	-6.0	NO	0.999	NO	bb
3	3 180307M1_8	Standard	1.000	4.42	411.019	33852.918	0.152	1.0	-3.9	NO	0.999	NO	bb
4	4 180307M1_9	Standard	2.000	4.42	971.447	33526.359	0.362	2.2	10.3	NO	0.999	NO	bb
5	5 180307M1_10	Standard	5.000	4.42	1911.179	32575.051	0.733	4.4	-12.0	NO	0.999	NO	bb
6	6 180307M1_11	Standard	10.000	4.42	4649.498	32186.586	1.806	10.7	7.4	NO	0.999	NO	bb
7	7 180307M1_12	Standard	50.000	4.42	20999.701	29946.346	8.766	51.9	3.8	NO	0.999	NO	bb
8	8 180307M1_13	Standard	100.000	4.42	40987.297	31212.947	16.414	97.0	-3.0	NO	0.999	NO	bb
9	9 180307M1_14	Standard	250.000	4.42	93059.523	27353.451	42.526	250.8	0.3	NO	0.999	NO	bb
10	10 180307M1_15	Standard	500.000	4.42	161274.703	26110.033	77.209	454.0	-9.2	NO	0.999	NO	bbX

Dataset: F:\Projects\PFAS.PRO\Results\180307M1\180307M1-CRV_B.qld

Last Altered: Thursday, March 08, 2018 11:45:01 Pacific Standard Time

Printed: Thursday, March 08, 2018 11:54:45 Pacific Standard Time

Compound name: PFNA

Coefficient of Determination: R² = 0.999133

Calibration curve: $-7.09061e-005 * x^2 + 1.09067 * x + 0.103342$

Response type: Internal Std (Ref 42), Area * (IS Conc. / IS Area)

Curve type: 2nd Order, Origin: Exclude, Weighting: 1/x, Axis trans: None

	# Name	Type	Std. Conc	RT	Area	IS Area	Response	Conc.	%Dev	Conc. Flag	CoD	CoD Flag	x=excluded
1	1 180307M1_6	Standard	0.250	4.75	679.115	22022.002	0.385	0.3	3.5	NO	0.999	NO	bb
2	2 180307M1_7	Standard	0.500	4.75	1161.998	25206.621	0.576	0.4	-13.3	NO	0.999	NO	bb
3	3 180307M1_8	Standard	1.000	4.75	2617.011	23178.902	1.411	1.2	19.9	NO	0.999	NO	bb
4	4 180307M1_9	Standard	2.000	4.75	4358.626	25129.461	2.168	1.9	-5.3	NO	0.999	NO	MM
5	5 180307M1_10	Standard	5.000	4.75	10313.697	26929.178	4.787	4.3	-14.1	NO	0.999	NO	bb
6	6 180307M1_11	Standard	10.000	4.75	24257.969	26737.170	11.341	10.3	3.1	NO	0.999	NO	MM
7	7 180307M1_12	Standard	50.000	4.75	127672.219	27318.008	58.419	53.7	7.3	NO	0.999	NO	bb
8	8 180307M1_13	Standard	100.000	4.75	237237.438	26922.209	110.150	101.6	1.6	NO	0.999	NO	bb
9	9 180307M1_14	Standard	250.000	4.75	516944.750	24920.957	259.292	241.4	-3.4	NO	0.999	NO	bb
10	10 180307M1_15	Standard	500.000	4.75	990949.813	23305.322	531.504	503.7	0.7	NO	0.999	NO	bb

Compound name: PFOSA

Correlation coefficient: r = 0.999687, r² = 0.999374

Calibration curve: $0.904782 * x + -0.0377316$

Response type: Internal Std (Ref 43), Area * (IS Conc. / IS Area)

Curve type: Linear, Origin: Exclude, Weighting: 1/x, Axis trans: None

	# Name	Type	Std. Conc	RT	Area	IS Area	Response	Conc.	%Dev	Conc. Flag	CoD	CoD Flag	x=excluded
1	1 180307M1_6	Standard	0.250	4.83	68.302	4919.574	0.174	0.2	-6.6	NO	0.999	NO	bb
2	2 180307M1_7	Standard	0.500	4.83	141.983	5854.420	0.303	0.4	-24.6	NO	0.999	NO	bb
3	3 180307M1_8	Standard	1.000	4.83	392.712	4777.905	1.027	1.2	17.7	NO	0.999	NO	bb
4	4 180307M1_9	Standard	2.000	4.83	877.259	5815.987	1.885	2.1	6.3	NO	0.999	NO	bb
5	5 180307M1_10	Standard	5.000	4.83	2162.952	5906.317	4.578	5.1	2.0	NO	0.999	NO	bb
6	6 180307M1_11	Standard	10.000	4.83	4224.673	5900.859	8.949	9.9	-0.7	NO	0.999	NO	bb
7	7 180307M1_12	Standard	50.000	4.83	20369.197	5435.145	46.846	51.8	3.6	NO	0.999	NO	bb
8	8 180307M1_13	Standard	100.000	4.83	38589.398	5248.169	91.912	101.6	1.6	NO	0.999	NO	bb
9	9 180307M1_14	Standard	250.000	4.83	89314.445	4805.989	232.300	256.8	2.7	NO	0.999	NO	bb
10	10 180307M1_15	Standard	500.000	4.83	159290.625	4495.495	442.917	489.6	-2.1	NO	0.999	NO	bb

Dataset: F:\Projects\PFAS.PRO\Results\180307M1\180307M1-CRV_B.qld

Last Altered: Thursday, March 08, 2018 11:45:01 Pacific Standard Time

Printed: Thursday, March 08, 2018 11:54:45 Pacific Standard Time

Compound name: L-PFOS

Coefficient of Determination: R² = 0.994319

Calibration curve: -0.000338774 * x² + 1.09806 * x + -0.250673

Response type: Internal Std (Ref 44), Area * (IS Conc. / IS Area)

Curve type: 2nd Order, Origin: Exclude, Weighting: 1/x, Axis trans: None

	# Name	Type	Std. Conc	RT	Area	IS Area	Response	Conc.	%Dev	Conc. Flag	CoD	CoD Flag	x=excluded
1	1 180307M1_6	Standard	0.250	4.83	120.573	6218.598	0.242	0.4	79.6	YES	0.994	NO	MMX
2	2 180307M1_7	Standard	0.500	4.84	193.438	5402.603	0.448	0.6	27.2	NO	0.994	NO	MM
3	3 180307M1_8	Standard	1.000	4.84	431.908	5358.291	1.008	1.1	14.6	NO	0.994	NO	MM
4	4 180307M1_9	Standard	2.000	4.84	903.797	6202.607	1.821	1.9	-5.6	NO	0.994	NO	MM
5	5 180307M1_10	Standard	5.000	4.83	2217.358	5824.164	4.759	4.6	-8.6	NO	0.994	NO	MM
6	6 180307M1_11	Standard	10.000	4.84	4180.268	6158.780	8.484	8.0	-20.3	NO	0.994	NO	MM
7	7 180307M1_12	Standard	50.000	4.84	22783.447	6672.159	42.684	39.6	-20.8	NO	0.994	NO	MM
8	8 180307M1_13	Standard	100.000	4.84	44142.723	4623.723	119.338	112.8	12.8	NO	0.994	NO	MM
9	9 180307M1_14	Standard	250.000	4.83	108981.984	5302.071	256.933	254.1	1.7	NO	0.994	NO	MM
10	10 180307M1_15	Standard	500.000	4.84	189897.953	5152.529	460.691	495.5	-0.9	NO	0.994	NO	MM

Compound name: PFDA

Coefficient of Determination: R² = 0.999780

Calibration curve: -6.20967e-005 * x² + 1.04357 * x + -0.0162735

Response type: Internal Std (Ref 45), Area * (IS Conc. / IS Area)

Curve type: 2nd Order, Origin: Exclude, Weighting: 1/x, Axis trans: None

	# Name	Type	Std. Conc	RT	Area	IS Area	Response	Conc.	%Dev	Conc. Flag	CoD	CoD Flag	x=excluded
1	1 180307M1_6	Standard	0.250	5.13	672.493	32127.043	0.262	0.3	6.5	NO	1.000	NO	bb
2	2 180307M1_7	Standard	0.500	5.13	1368.085	29907.893	0.572	0.6	12.7	NO	1.000	NO	bb
3	3 180307M1_8	Standard	1.000	5.13	2428.212	29472.965	1.030	1.0	0.3	NO	1.000	NO	bb
4	4 180307M1_9	Standard	2.000	5.13	4732.571	30351.541	1.949	1.9	-5.8	NO	1.000	NO	MM
5	5 180307M1_10	Standard	5.000	5.13	11324.261	30573.939	4.630	4.5	-10.9	NO	1.000	NO	bb
6	6 180307M1_11	Standard	10.000	5.13	25269.264	30867.145	10.233	9.8	-1.7	NO	1.000	NO	bb
7	7 180307M1_12	Standard	50.000	5.13	119313.797	29028.256	51.378	49.4	-1.2	NO	1.000	NO	bb
8	8 180307M1_13	Standard	100.000	5.13	211911.969	25858.994	102.436	98.8	-1.2	NO	1.000	NO	bb
9	9 180307M1_14	Standard	250.000	5.13	562568.625	26867.529	261.733	254.7	1.9	NO	1.000	NO	bb
10	10 180307M1_15	Standard	500.000	5.13	921938.875	22856.254	504.205	497.9	-0.4	NO	1.000	NO	bb

Dataset: F:\Projects\PFAS.PRO\Results\180307M1\180307M1-CRV_B.qld

Last Altered: Thursday, March 08, 2018 11:45:01 Pacific Standard Time

Printed: Thursday, March 08, 2018 11:54:45 Pacific Standard Time

Compound name: 8:2 FTS

Coefficient of Determination: R² = 0.994918

Calibration curve: -0.00295158 * x² + 1.22018 * x + -0.0610347

Response type: Internal Std (Ref 46), Area * (IS Conc. / IS Area)

Curve type: 2nd Order, Origin: Exclude, Weighting: 1/x, Axis trans: None

	# Name	Type	Std. Conc	RT	Area	IS Area	Response	Conc	%Dev	Conc. Flag	CoD	CoD Flag	x=excluded
1	1 180307M1_6	Standard	0.250	5.10	60.911	4436.534	0.172	0.2	-23.7	NO	0.995	NO	bb
2	2 180307M1_7	Standard	0.500	5.10	226.140	4952.358	0.571	0.5	3.7	NO	0.995	NO	bb
3	3 180307M1_8	Standard	1.000	5.10	422.174	4793.113	1.101	1.0	-4.5	NO	0.995	NO	bb
4	4 180307M1_9	Standard	2.000	5.10	935.866	4727.313	2.475	2.1	4.4	NO	0.995	NO	bb
5	5 180307M1_10	Standard	5.000	5.10	2545.281	4725.578	6.733	5.6	12.9	NO	0.995	NO	bb
6	6 180307M1_11	Standard	10.000	5.10	5179.146	4818.434	13.436	11.4	13.7	NO	0.995	NO	bb
7	7 180307M1_12	Standard	50.000	5.10	23219.115	5893.292	49.249	45.4	-9.2	NO	0.995	NO	bb
8	8 180307M1_13	Standard	100.000	5.10	49911.289	6608.832	94.403	103.2	3.2	NO	0.995	NO	bb
9	9 180307M1_14	Standard	250.000	5.10	107314.234	8570.097	156.524			NO	0.995	YES	bbXI
10	10 180307M1_15	Standard	500.000	5.10	179979.203	11495.512	195.706			NO	0.995	YES	bbXI

Compound name: PFNS

Coefficient of Determination: R² = 0.991720

Calibration curve: -0.000412847 * x² + 0.839919 * x + -0.0462231

Response type: Internal Std (Ref 44), Area * (IS Conc. / IS Area)

Curve type: 2nd Order, Origin: Exclude, Weighting: 1/x, Axis trans: None

	# Name	Type	Std. Conc	RT	Area	IS Area	Response	Conc	%Dev	Conc. Flag	CoD	CoD Flag	x=excluded
1	1 180307M1_6	Standard	0.250	5.19	94.992	6218.598	0.191	0.3	13.0	NO	0.992	NO	MM
2	2 180307M1_7	Standard	0.500	5.19	168.218	5402.603	0.389	0.5	3.7	NO	0.992	NO	MM
3	3 180307M1_8	Standard	1.000	5.19	338.118	5358.291	0.789	1.0	-0.5	NO	0.992	NO	MM
4	4 180307M1_9	Standard	2.000	5.19	860.757	6202.607	1.735	2.1	6.1	NO	0.992	NO	MM
5	5 180307M1_10	Standard	5.000	5.19	1813.215	5824.164	3.892	4.7	-6.0	NO	0.992	NO	MM
6	6 180307M1_11	Standard	10.000	5.19	3570.281	6158.780	7.246	8.7	-12.8	NO	0.992	NO	MM
7	7 180307M1_12	Standard	50.000	5.19	17853.510	6672.159	33.448	40.7	-18.6	NO	0.992	NO	MM
8	8 180307M1_13	Standard	100.000	5.19	34964.621	4623.723	94.525	119.6	19.6	NO	0.992	NO	MM
9	9 180307M1_14	Standard	250.000	5.19	74801.063	5302.071	176.349	237.8	-4.9	NO	0.992	NO	bb
10	10 180307M1_15	Standard	500.000	5.19	131254.031	5152.529	318.421	504.0	0.8	NO	0.992	NO	bb

Dataset: F:\Projects\PFAS.PRO\Results\180307M1\180307M1-CRV_B.qld

Last Altered: Thursday, March 08, 2018 11:45:01 Pacific Standard Time

Printed: Thursday, March 08, 2018 11:54:45 Pacific Standard Time

Compound name: N-MeFOSAA

Coefficient of Determination: R² = 0.998758

Calibration curve: -0.000457124 * x² + 1.40516 * x + -0.13662

Response type: Internal Std (Ref 47), Area * (IS Conc. / IS Area)

Curve type: 2nd Order, Origin: Include, Weighting: 1/x, Axis trans: None

#	Name	Type	Std. Conc	RT	Area	IS Area	Response	Conc.	%Dev	Conc. Flag	CoD	CoD Flag	x=excluded
1	1 180307M1_6	Standard	0.250	5.28	231.026	12769.586	0.226	0.3	3.3	NO	0.999	NO	bb
2	2 180307M1_7	Standard	0.500	5.28	621.922	13283.781	0.585	0.5	2.8	NO	0.999	NO	bb
3	3 180307M1_8	Standard	1.000	5.28	1328.996	13534.502	1.227	1.0	-2.9	NO	0.999	NO	bb
4	4 180307M1_9	Standard	2.000	5.28	2584.361	13209.920	2.445	1.8	-8.1	NO	0.999	NO	bb
5	5 180307M1_10	Standard	5.000	5.28	5794.981	13529.389	5.354	3.9	-21.7	NO	0.999	NO	bb
6	6 180307M1_11	Standard	10.000	5.28	11790.840	13214.723	11.153	8.1	-19.4	NO	0.999	NO	bb
7	7 180307M1_12	Standard	50.000	5.28	66926.688	11444.004	73.102	53.0	6.1	NO	0.999	NO	bb
8	8 180307M1_13	Standard	100.000	5.28	118359.789	10681.306	138.513	102.1	2.1	NO	0.999	NO	bb
9	9 180307M1_14	Standard	250.000	5.28	296684.406	11602.172	319.643	247.5	-1.0	NO	0.999	NO	bb
10	10 180307M1_15	Standard	500.000	5.28	503771.844	10695.817	588.749	500.6	0.1	NO	0.999	NO	bb

Compound name: N-EtFOSAA

Coefficient of Determination: R² = 0.999877

Calibration curve: 1.29194e-005 * x² + 0.891664 * x + -0.0100899

Response type: Internal Std (Ref 48), Area * (IS Conc. / IS Area)

Curve type: 2nd Order, Origin: Include, Weighting: 1/x, Axis trans: None

#	Name	Type	Std. Conc	RT	Area	IS Area	Response	Conc.	%Dev	Conc. Flag	CoD	CoD Flag	x=excluded
1	1 180307M1_6	Standard	0.250	5.44	201.690	12905.796	0.195	0.2	-7.8	NO	1.000	NO	bb
2	2 180307M1_7	Standard	0.500	5.44	501.202	13542.944	0.463	0.5	6.0	NO	1.000	NO	bb
3	3 180307M1_8	Standard	1.000	5.45	825.321	12214.951	0.845	1.0	-4.2	NO	1.000	NO	bb
4	4 180307M1_9	Standard	2.000	5.44	2073.798	15160.477	1.710	1.9	-3.6	NO	1.000	NO	bb
5	5 180307M1_10	Standard	5.000	5.44	5188.788	13800.334	4.700	5.3	5.6	NO	1.000	NO	bb
6	6 180307M1_11	Standard	10.000	5.44	10031.744	14121.495	8.880	10.0	-0.3	NO	1.000	NO	bb
7	7 180307M1_12	Standard	50.000	5.44	46280.875	13212.187	43.786	49.1	-1.8	NO	1.000	NO	bb
8	8 180307M1_13	Standard	100.000	5.44	91323.781	12503.156	91.301	102.3	2.3	NO	1.000	NO	bb
9	9 180307M1_14	Standard	250.000	5.44	192138.734	10833.138	221.703	247.8	-0.9	NO	1.000	NO	bb
10	10 180307M1_15	Standard	500.000	5.44	368677.906	10247.096	449.735	500.8	0.2	NO	1.000	NO	bb

Dataset: F:\Projects\PFAS.PRO\Results\180307M1\180307M1-CRV_B.qld

Last Altered: Thursday, March 08, 2018 11:45:01 Pacific Standard Time

Printed: Thursday, March 08, 2018 11:54:45 Pacific Standard Time

Compound name: PFuDA

Coefficient of Determination: R² = 0.999365

Calibration curve: -0.0001944 * x² + 0.983025 * x + 0.00199177

Response type: Internal Std (Ref 49), Area * (IS Conc. / IS Area)

Curve type: 2nd Order, Origin: Exclude, Weighting: 1/x, Axis trans: None

	# Name	Type	Std. Conc	RT	Area	IS Area	Response	Conc.	%Dev	Conc. Flag	CoD	CoD Flag	x=excluded
1	1 180307M1_6	Standard	0.250	5.45	819.011	36079.578	0.284	0.3	14.7	NO	0.999	NO	bb
2	2 180307M1_7	Standard	0.500	5.45	1443.576	32323.082	0.558	0.6	13.2	NO	0.999	NO	bb
3	3 180307M1_8	Standard	1.000	5.45	2473.897	29942.510	1.033	1.0	4.9	NO	0.999	NO	bb
4	4 180307M1_9	Standard	2.000	5.45	4914.774	33651.383	1.826	1.9	-7.2	NO	0.999	NO	bb
5	5 180307M1_10	Standard	5.000	5.45	11640.383	35294.609	4.123	4.2	-16.1	NO	0.999	NO	bb
6	6 180307M1_11	Standard	10.000	5.45	24065.094	34164.020	8.805	9.0	-10.3	NO	0.999	NO	bb
7	7 180307M1_12	Standard	50.000	5.45	124200.180	31519.117	49.256	50.6	1.2	NO	0.999	NO	bb
8	8 180307M1_13	Standard	100.000	5.45	240535.875	31975.871	94.030	97.5	-2.5	NO	0.999	NO	bb
9	9 180307M1_14	Standard	250.000	5.45	534488.000	27861.021	239.801	257.0	2.8	NO	0.999	NO	MM
10	10 180307M1_15	Standard	500.000	5.45	965564.938	27415.012	440.254	496.6	-0.7	NO	0.999	NO	MM

Compound name: PFDS

Coefficient of Determination: R² = 0.999590

Calibration curve: -5.63643e-005 * x² + 0.187713 * x + -0.00532475

Response type: Internal Std (Ref 49), Area * (IS Conc. / IS Area)

Curve type: 2nd Order, Origin: Exclude, Weighting: 1/x, Axis trans: None

	# Name	Type	Std. Conc	RT	Area	IS Area	Response	Conc.	%Dev	Conc. Flag	CoD	CoD Flag	x=excluded
1	1 180307M1_6	Standard	0.250	5.50	128.077	36079.578	0.044	0.3	5.9	NO	1.000	NO	bb
2	2 180307M1_7	Standard	0.500	5.50	258.120	32323.082	0.100	0.6	12.0	NO	1.000	NO	bb
3	3 180307M1_8	Standard	1.000	5.50	471.839	29942.510	0.197	1.1	7.8	NO	1.000	NO	bb
4	4 180307M1_9	Standard	2.000	5.50	882.476	33651.383	0.328	1.8	-11.2	NO	1.000	NO	bb
5	5 180307M1_10	Standard	5.000	5.50	2418.148	35294.609	0.856	4.6	-8.1	NO	1.000	NO	bb
6	6 180307M1_11	Standard	10.000	5.50	4865.538	34164.020	1.780	9.5	-4.6	NO	1.000	NO	bb
7	7 180307M1_12	Standard	50.000	5.50	22641.719	31519.117	8.979	48.6	-2.9	NO	1.000	NO	bb
8	8 180307M1_13	Standard	100.000	5.50	46072.840	31975.871	18.011	98.9	-1.1	NO	1.000	NO	bb
9	9 180307M1_14	Standard	250.000	5.50	99227.633	27861.021	44.519	257.0	2.8	NO	1.000	NO	bb
10	10 180307M1_15	Standard	500.000	5.50	173849.844	27415.012	79.268	496.3	-0.7	NO	1.000	NO	bb

Dataset: F:\Projects\PFAS.PRO\Results\180307M1\180307M1-CRV_B.qld

Last Altered: Thursday, March 08, 2018 11:45:01 Pacific Standard Time

Printed: Thursday, March 08, 2018 11:54:45 Pacific Standard Time

Compound name: PFD_oA

Coefficient of Determination: R² = 0.999730

Calibration curve: -6.9365e-005 * x² + 1.26593 * x + -0.0381542

Response type: Internal Std (Ref 50), Area * (IS Conc. / IS Area)

Curve type: 2nd Order, Origin: Exclude, Weighting: 1/x, Axis trans: None

	# Name	Type	Std. Conc	RT	Area	IS Area	Response	Conc.	%Dev	Conc. Flag	CoD	CoD Flag	x=excluded
1	1 180307M1_6	Standard	0.250	5.74	788.069	29503.223	0.334	0.3	17.6	NO	1.000	NO	bb
2	2 180307M1_7	Standard	0.500	5.74	1659.707	30381.654	0.683	0.6	13.9	NO	1.000	NO	bb
3	3 180307M1_8	Standard	1.000	5.74	2834.826	30715.730	1.154	0.9	-5.9	NO	1.000	NO	bb
4	4 180307M1_9	Standard	2.000	5.74	5204.625	30818.688	2.111	1.7	-15.1	NO	1.000	NO	bb
5	5 180307M1_10	Standard	5.000	5.74	14723.054	29651.736	6.207	4.9	-1.3	NO	1.000	NO	bb
6	6 180307M1_11	Standard	10.000	5.74	26850.352	29221.512	11.486	9.1	-8.9	NO	1.000	NO	bb
7	7 180307M1_12	Standard	50.000	5.74	141027.656	28221.455	62.465	49.5	-1.0	NO	1.000	NO	bb
8	8 180307M1_13	Standard	100.000	5.74	286203.094	28603.164	125.075	99.4	-0.6	NO	1.000	NO	bb
9	9 180307M1_14	Standard	250.000	5.74	677472.813	26673.678	317.482	254.4	1.7	NO	1.000	NO	bb
10	10 180307M1_15	Standard	500.000	5.74	1163532.125	23720.662	613.143	498.0	-0.4	NO	1.000	NO	bb

Compound name: N-MeFOSA

Coefficient of Determination: R² = 0.999527

Calibration curve: -9.8969e-005 * x² + 1.13559 * x + 0.156829

Response type: Internal Std (Ref 51), Area * (IS Conc. / IS Area)

Curve type: 2nd Order, Origin: Include, Weighting: 1/x, Axis trans: None

	# Name	Type	Std. Conc	RT	Area	IS Area	Response	Conc.	%Dev	Conc. Flag	CoD	CoD Flag	x=excluded
1	1 180307M1_6	Standard	1.250	5.98	321.101	31873.602	1.511	1.2	-4.6	NO	1.000	NO	MM
2	2 180307M1_7	Standard	2.500	5.98	613.276	31876.275	2.886	2.4	-3.9	NO	1.000	NO	bb
3	3 180307M1_8	Standard	5.000	5.98	1254.957	31089.428	6.055	5.2	3.9	NO	1.000	NO	bb
4	4 180307M1_9	Standard	10.000	5.98	2666.718	32532.418	12.296	10.7	7.0	NO	1.000	NO	bb
5	5 180307M1_10	Standard	25.000	5.98	6368.076	32350.680	29.527	25.9	3.7	NO	1.000	NO	bb
6	6 180307M1_11	Standard	50.000	5.98	12561.688	32294.211	58.346	51.5	2.9	NO	1.000	NO	bb
7	7 180307M1_12	Standard	250.000	5.98	60334.195	32064.432	282.248	254.0	1.6	NO	1.000	NO	bb
8	8 180307M1_13	Standard	500.000	5.98	118917.266	31968.764	557.969	514.3	2.9	NO	1.000	NO	bb
9	9 180307M1_14	Standard	1250.000	5.98	255110.188	31199.273	1226.520	1206.9	-3.4	NO	1.000	NO	bb
10	10 180307M1_15	Standard	2500.000	5.98	442311.594	29666.994	2236.382	2524.8	1.0	NO	1.000	NO	bb

Dataset: F:\Projects\PFAS.PRO\Results\180307M1\180307M1-CRV_B.qld

Last Altered: Thursday, March 08, 2018 11:45:01 Pacific Standard Time

Printed: Thursday, March 08, 2018 11:54:45 Pacific Standard Time

Compound name: PFTrDA

Coefficient of Determination: $R^2 = 0.999101$

Calibration curve: $-0.000245862 * x^2 + 1.25843 * x + -0.0168375$

Response type: Internal Std (Ref 50), Area * (IS Conc. / IS Area)

Curve type: 2nd Order, Origin: Exclude, Weighting: 1/x, Axis trans: None

#	Name	Type	Std. Conc	RT	Area	IS Area	Response	Conc.	%Dev	Conc. Flag	CoD	CoD Flag	x=excluded
1	1 180307M1_6	Standard	0.250	5.99	762.964	29503.223	0.323	0.3	8.1	NO	0.999	NO	bb
2	2 180307M1_7	Standard	0.500	5.99	1408.275	30381.654	0.579	0.5	-5.2	NO	0.999	NO	bb
3	3 180307M1_8	Standard	1.000	5.99	3057.258	30715.730	1.244	1.0	0.2	NO	0.999	NO	bb
4	4 180307M1_9	Standard	2.000	5.99	5710.401	30818.688	2.316	1.9	-7.3	NO	0.999	NO	bb
5	5 180307M1_10	Standard	5.000	5.99	15057.992	29651.736	6.348	5.1	1.3	NO	0.999	NO	bb
6	6 180307M1_11	Standard	10.000	5.99	30155.027	29221.512	12.899	10.3	2.8	NO	0.999	NO	bb
7	7 180307M1_12	Standard	50.000	5.99	135028.391	28221.455	59.808	48.0	-4.0	NO	0.999	NO	bb
8	8 180307M1_13	Standard	100.000	5.99	300526.906	28603.164	131.335	106.6	6.6	NO	0.999	NO	bb
9	9 180307M1_14	Standard	250.000	5.99	619817.000	26673.678	290.463	242.3	-3.1	NO	0.999	NO	bb
10	10 180307M1_15	Standard	500.000	5.99	1083102.500	23720.662	570.759	503.0	0.6	NO	0.999	NO	bb

Compound name: PFTeDA

Coefficient of Determination: $R^2 = 0.990777$

Calibration curve: $-0.000370554 * x^2 + 1.22758 * x + 0.0982476$

Response type: Internal Std (Ref 52), Area * (IS Conc. / IS Area)

Curve type: 2nd Order, Origin: Exclude, Weighting: 1/x, Axis trans: None

DM 3/9/18

#	Name	Type	Std. Conc	RT	Area	IS Area	Response	Conc.	%Dev	Conc. Flag	CoD	CoD Flag	x=excluded
1	1 180307M1_6	Standard	0.250	6.21	682.613	25854.600	0.330	0.2	-24.5	NO	0.991	NO	bb
2	2 180307M1_7	Standard	0.500	6.21	1299.934	20066.039	0.810	0.6	15.9	NO	0.991	NO	bb
3	3 180307M1_8	Standard	1.000	6.21	1986.297	23711.734	1.047	0.8	-22.7	NO	0.991	NO	bb
4	4 180307M1_9	Standard	2.000	6.21	5476.002	25239.217	2.712	2.1	6.5	NO	0.991	NO	bb
5	5 180307M1_10	Standard	5.000	6.21	11078.947	22316.645	6.206	5.0	-0.3	NO	0.991	NO	bb
6	6 180307M1_11	Standard	10.000	6.21	26268.316	23169.928	14.172	11.5	15.0	NO	0.991	NO	bb
7	7 180307M1_12	Standard	50.000	6.21	121873.633	23849.846	63.875	52.8	5.6	NO	0.991	NO	bb
8	8 180307M1_13	Standard	100.000	6.21	225933.156	20601.824	137.083	115.6	15.6	NO	0.991	NO	bb
9	9 180307M1_14	Standard	250.000	6.21	459002.594	23342.805	245.794	214.0	-14.4	NO	0.991	NO	db
10	10 180307M1_15	Standard	500.000	6.21	890696.375	20759.713	536.313	517.7	3.5	NO	0.991	NO	bb

Dataset: F:\Projects\PFAS.PRO\Results\180307M1\180307M1-CRV_B.qld

Last Altered: Thursday, March 08, 2018 13:04:56 Pacific Standard Time

Printed: Thursday, March 08, 2018 13:07:12 Pacific Standard Time

Compound name: PFTeDA

Coefficient of Determination: R² = 0.996740

Calibration curve: $-0.00192136 * x^2 + 1.47424 * x + -0.106072$

Response type: Internal Std (Ref 52), Area * (IS Conc. / IS Area)

Curve type: 2nd Order, Origin: Exclude, Weighting: 1/x, Axis trans: None

#	Name	Type	Std. Conc	RT	Area	IS Area	Response	Conc.	%Dev	Conc. Flag	CoD	CoD Flag	x=excluded
1	1 180307M1_6	Standard	0.250	6.21	682.613	25854.600	0.330	0.3	18.4	NO	0.997	NO	bb
2	2 180307M1_7	Standard	0.500	6.21	1299.934	20066.039	0.810	0.6	24.3	NO	0.997	NO	bb
3	3 180307M1_8	Standard	1.000	6.21	1986.297	23711.734	1.047	0.8	-21.7	NO	0.997	NO	bb
4	4 180307M1_9	Standard	2.000	6.21	5476.002	25239.217	2.712	1.9	-4.2	NO	0.997	NO	bb
5	5 180307M1_10	Standard	5.000	6.21	11078.947	22316.645	6.206	4.3	-13.9	NO	0.997	NO	bb
6	6 180307M1_11	Standard	10.000	6.21	26268.316	23169.928	14.172	9.8	-1.9	NO	0.997	NO	bb
7	7 180307M1_12	Standard	50.000	6.21	121873.633	23849.846	63.875	46.2	-7.6	NO	0.997	NO	bb
8	8 180307M1_13	Standard	100.000	6.21	225933.156	20601.824	137.083	108.4	8.4	NO	0.997	NO	bb
9	9 180307M1_14	Standard	250.000	6.21	459002.594	23342.805	245.794	245.1	-2.0	NO	0.997	NO	db
10	10 180307M1_15	Standard	500.000	6.21	890696.375	20759.713	536.313			NO	0.997	NO	bbXI

Compound name: N-EtFOSA

Coefficient of Determination: R² = 0.999937

Calibration curve: $-5.02335e-005 * x^2 + 0.998781 * x + 0.131582$

Response type: Internal Std (Ref 53), Area * (IS Conc. / IS Area)

Curve type: 2nd Order, Origin: Exclude, Weighting: 1/x, Axis trans: None

Qm 3/8/18

#	Name	Type	Std. Conc	RT	Area	IS Area	Response	Conc.	%Dev	Conc. Flag	CoD	CoD Flag	x=excluded
1	1 180307M1_6	Standard	1.250	6.38	380.131	45999.805	1.240	1.1	-11.2	NO	1.000	NO	bb
2	2 180307M1_7	Standard	2.500	6.38	861.575	47599.844	2.715	2.6	3.5	NO	1.000	NO	bb
3	3 180307M1_8	Standard	5.000	6.38	1587.887	47284.527	5.037	4.9	-1.7	NO	1.000	NO	bb
4	4 180307M1_9	Standard	10.000	6.38	3395.976	48261.289	10.555	10.4	4.4	NO	1.000	NO	bb
5	5 180307M1_10	Standard	25.000	6.38	7787.613	46375.184	25.189	25.1	0.5	NO	1.000	NO	bb
6	6 180307M1_11	Standard	50.000	6.38	16504.201	47580.867	52.030	52.1	4.2	NO	1.000	NO	db
7	7 180307M1_12	Standard	250.000	6.38	76680.508	45950.070	250.317	253.7	1.5	NO	1.000	NO	bb
8	8 180307M1_13	Standard	500.000	6.38	145174.781	45006.234	483.849	496.7	-0.7	NO	1.000	NO	bb
9	9 180307M1_14	Standard	1250.000	6.38	319816.563	41225.855	1163.650	1242.6	-0.6	NO	1.000	NO	bb
10	10 180307M1_15	Standard	2500.000	6.38	545861.313	37446.316	2186.575	2504.6	0.2	NO	1.000	NO	bb

Dataset: F:\Projects\PFAS.PRO\Results\180307M1\180307M1-CRV_B.qld

Last Altered: Thursday, March 08, 2018 11:45:01 Pacific Standard Time
 Printed: Thursday, March 08, 2018 11:54:45 Pacific Standard Time

Compound name: N-EtFOSA

Coefficient of Determination: R² = 0.999937

Calibration curve: $-5.02335e-005 * x^2 + 0.998781 * x + 0.131582$

Response type: Internal Std (Ref 53), Area * (IS Conc. / IS Area)

Curve type: 2nd Order, Origin: Exclude, Weighting: 1/x, Axis trans: None

	# Name	Type	Std. Conc	RT	Area	IS Area	Response	Conc.	%Dev	Conc. Flag	CoD	CoD Flag	x=excluded
1	1 180307M1_6	Standard	1.250	6.38	380.131	45999.805	1.240	1.1	-11.2	NO	1.000	NO	bb
2	2 180307M1_7	Standard	2.500	6.38	861.575	47599.844	2.715	2.6	3.5	NO	1.000	NO	bb
3	3 180307M1_8	Standard	5.000	6.38	1587.857	47284.527	5.037	4.9	-1.7	NO	1.000	NO	bb
4	4 180307M1_9	Standard	10.000	6.38	3395.976	48261.289	10.555	10.4	4.4	NO	1.000	NO	bb
5	5 180307M1_10	Standard	25.000	6.38	7787.613	46375.184	25.189	25.1	0.5	NO	1.000	NO	bb
6	6 180307M1_11	Standard	50.000	6.38	16504.201	47580.867	52.030	52.1	4.2	NO	1.000	NO	db
7	7 180307M1_12	Standard	250.000	6.38	76680.508	45950.070	250.317	253.7	1.5	NO	1.000	NO	bb
8	8 180307M1_13	Standard	500.000	6.38	145174.781	45006.234	483.849	496.7	-0.7	NO	1.000	NO	bb
9	9 180307M1_14	Standard	1250.000	6.38	319816.563	41225.855	1163.650	1242.6	-0.6	NO	1.000	NO	bb
10	10 180307M1_15	Standard	2500.000	6.38	545861.313	37446.316	2186.575	2504.6	0.2	NO	1.000	NO	bb

Compound name: PFHxDA

Coefficient of Determination: R² = 0.999708

Calibration curve: $-0.000278545 * x^2 + 0.441894 * x + 0.0447249$

Response type: Internal Std (Ref 54), Area * (IS Conc. / IS Area)

Curve type: 2nd Order, Origin: Exclude, Weighting: 1/x, Axis trans: None

	# Name	Type	Std. Conc	RT	Area	IS Area	Response	Conc.	%Dev	Conc. Flag	CoD	CoD Flag	x=excluded
1	1 180307M1_6	Standard	0.250	6.54	504.158	17691.029	0.142	0.2	-11.5	NO	1.000	NO	bb
2	2 180307M1_7	Standard	0.500	6.54	1018.851	17166.857	0.297	0.6	14.1	NO	1.000	NO	bb
3	3 180307M1_8	Standard	1.000	6.55	1941.653	18929.229	0.513	1.1	6.0	NO	1.000	NO	bb
4	4 180307M1_9	Standard	2.000	6.55	3731.432	20879.078	0.894	1.9	-3.8	NO	1.000	NO	MM
5	5 180307M1_10	Standard	5.000	6.54	8557.067	19528.982	2.191	4.9	-2.6	NO	1.000	NO	bb
6	6 180307M1_11	Standard	10.000	6.54	16432.266	19595.674	4.193	9.4	-5.6	NO	1.000	NO	MM
7	7 180307M1_12	Standard	50.000	6.54	75667.555	16901.379	22.385	52.3	4.6	NO	1.000	NO	bb
8	8 180307M1_13	Standard	100.000	6.54	148721.766	18017.502	41.271	99.5	-0.5	NO	1.000	NO	bb
9	9 180307M1_14	Standard	250.000	6.54	342528.500	18562.684	92.263	247.2	-1.1	NO	1.000	NO	bb
10	10 180307M1_15	Standard	500.000	6.55	551063.688	18159.881	151.726	502.3	0.5	NO	1.000	NO	bb

Dataset: F:\Projects\PFAS.PRO\Results\180307M1\180307M1-CRV_B.qld

Last Altered: Thursday, March 08, 2018 11:45:01 Pacific Standard Time
 Printed: Thursday, March 08, 2018 11:54:45 Pacific Standard Time

Compound name: PFODA

Coefficient of Determination: R² = 0.999091

Calibration curve: $-0.000428953 * x^2 + 0.776714 * x + -0.0227857$

Response type: Internal Std (Ref 54), Area * (IS Conc. / IS Area)

Curve type: 2nd Order, Origin: Include, Weighting: 1/x, Axis trans: None

	# Name	Type	Std. Conc	RT	Area	IS Area	Response	Conc.	%Dev	Conc. Flag	CoD	CoD Flag	x=excluded
1	1 180307M1_6	Standard	0.250	6.78	673.743	17691.029	0.190	0.3	9.8	NO	0.999	NO	bb
2	2 180307M1_7	Standard	0.500	6.78	1361.136	17166.857	0.396	0.5	8.0	NO	0.999	NO	bb
3	3 180307M1_8	Standard	1.000	6.78	2484.968	18929.229	0.656	0.9	-12.5	NO	0.999	NO	bb
4	4 180307M1_9	Standard	2.000	6.78	5903.179	20879.078	1.414	1.9	-7.4	NO	0.999	NO	bb
5	5 180307M1_10	Standard	5.000	6.78	14046.558	19528.982	3.596	4.7	-6.6	NO	0.999	NO	bb
6	6 180307M1_11	Standard	10.000	6.78	27304.969	19595.674	6.967	9.0	-9.6	NO	0.999	NO	bb
7	7 180307M1_12	Standard	50.000	6.78	135819.141	16901.379	40.180	53.3	6.7	NO	0.999	NO	bb
8	8 180307M1_13	Standard	100.000	6.78	270097.531	18017.502	74.954	102.3	2.3	NO	0.999	NO	bb
9	9 180307M1_14	Standard	250.000	6.78	603911.625	18562.684	162.668	241.7	-3.3	NO	0.999	NO	bb
10	10 180307M1_15	Standard	500.000	6.78	1027448.563	18159.881	282.890	505.2	1.0	NO	0.999	NO	bb

Compound name: N-MeFOSE

Coefficient of Determination: R² = 0.999493

Calibration curve: $-1.76031e-005 * x^2 + 0.909327 * x + 0.284381$

Response type: Internal Std (Ref 55), Area * (IS Conc. / IS Area)

Curve type: 2nd Order, Origin: Exclude, Weighting: 1/x, Axis trans: None

	# Name	Type	Std. Conc	RT	Area	IS Area	Response	Conc.	%Dev	Conc. Flag	CoD	CoD Flag	x=excluded
1	1 180307M1_6	Standard	1.250	6.51	293.785	32477.299	1.357	1.2	-5.6	NO	0.999	NO	MM
2	2 180307M1_7	Standard	2.500	6.51	564.032	34041.594	2.485	2.4	-3.2	NO	0.999	NO	bb
3	3 180307M1_8	Standard	5.000	6.51	1098.055	34844.875	4.727	4.9	-2.3	NO	0.999	NO	bb
4	4 180307M1_9	Standard	10.000	6.51	2297.429	33710.641	10.223	10.9	9.3	NO	0.999	NO	bb
5	5 180307M1_10	Standard	25.000	6.51	5880.775	40497.918	21.782	23.7	-5.4	NO	0.999	NO	bb
6	6 180307M1_11	Standard	50.000	6.51	12704.530	38019.125	50.124	54.9	9.7	NO	0.999	NO	bb
7	7 180307M1_12	Standard	250.000	6.51	54219.332	37215.945	218.533	241.1	-3.5	NO	0.999	NO	bb
8	8 180307M1_13	Standard	500.000	6.51	117174.961	38618.633	455.123	505.1	1.0	NO	0.999	NO	bb
9	9 180307M1_14	Standard	1250.000	6.51	274831.813	37171.352	1109.047	1249.5	-0.0	NO	0.999	NO	MM
10	10 180307M1_15	Standard	2500.000	6.51	589420.625	30326.441	2915.380	3434.1	37.4	YES	0.999	NO	bbX

Dataset: F:\Projects\PFAS.PRO\Results\180307M1\180307M1-CRV_B.qld

Last Altered: Thursday, March 08, 2018 11:45:01 Pacific Standard Time

Printed: Thursday, March 08, 2018 11:54:45 Pacific Standard Time

Compound name: N-EtFOSE

Correlation coefficient: $r = 0.997737$, $r^2 = 0.995479$

Calibration curve: $1.14523 * x + 0.0635125$

Response type: Internal Std (Ref 56), Area * (IS Conc. / IS Area)

Curve type: Linear, Origin: Exclude, Weighting: 1/x, Axis trans: None

	# Name	Type	Std. Conc	RT	Area	IS Area	Response	Conc.	%Dev	Conc. Flag	CoD	CoD Flag	x=excluded
1	1 180307M1_6	Standard	1.250	6.66	335.230	31836.859	1.579	1.3	5.9	NO	0.995	NO	bb
2	2 180307M1_7	Standard	2.500	6.66	573.730	34272.461	2.511	2.1	-14.5	NO	0.995	NO	bb
3	3 180307M1_8	Standard	5.000	6.66	1281.841	34332.547	5.600	4.8	-3.3	NO	0.995	NO	bb
4	4 180307M1_9	Standard	10.000	6.66	2723.358	31726.926	12.876	11.2	11.9	NO	0.995	NO	bb
5	5 180307M1_10	Standard	25.000	6.66	6842.839	31259.656	32.835	28.6	14.5	NO	0.995	NO	MM
6	6 180307M1_11	Standard	50.000	6.66	13307.713	36738.668	54.334	47.4	-5.2	NO	0.995	NO	bb
7	7 180307M1_12	Standard	250.000	6.65	69324.695	36722.395	283.171	247.2	-1.1	NO	0.995	NO	bb
8	8 180307M1_13	Standard	500.000	6.66	119417.531	36858.855	485.979	424.3	-15.1	NO	0.995	NO	MM
9	9 180307M1_14	Standard	1250.000	6.66	310575.813	30130.947	1546.130	1350.0	8.0	NO	0.995	NO	bb
10	10 180307M1_15	Standard	2500.000	6.66	576508.938	30486.617	2836.534	2476.8	-0.9	NO	0.995	NO	MM

Compound name: 13C3-PFBA

Response Factor: 0.828882

RRF SD: 0.0202927, Relative SD: 2.44821

Response type: Internal Std (Ref 57), Area * (IS Conc. / IS Area)

Curve type: RF

	# Name	Type	Std. Conc	RT	Area	IS Area	Response	Conc.	%Dev	Conc. Flag	CoD	CoD Flag	x=excluded
1	1 180307M1_6	Standard	12.500	1.44	9824.608	11913.019	10.309	12.4	-0.5	NO		NO	MM
2	2 180307M1_7	Standard	12.500	1.44	9895.282	11670.860	10.598	12.8	2.3	NO		NO	MM
3	3 180307M1_8	Standard	12.500	1.44	10102.556	12513.510	10.092	12.2	-2.6	NO		NO	MM
4	4 180307M1_9	Standard	12.500	1.44	9841.975	12063.313	10.198	12.3	-1.6	NO		NO	bb
5	5 180307M1_10	Standard	12.500	1.45	9842.197	11733.447	10.485	12.6	1.2	NO		NO	MM
6	6 180307M1_11	Standard	12.500	1.44	10122.453	12087.994	10.467	12.6	1.0	NO		NO	MM
7	7 180307M1_12	Standard	12.500	1.44	9850.197	11479.978	10.725	12.9	3.5	NO		NO	MM
8	8 180307M1_13	Standard	12.500	1.44	10479.329	12326.416	10.627	12.8	2.6	NO		NO	MM
9	9 180307M1_14	Standard	12.500	1.44	9942.326	12317.780	10.089	12.2	-2.6	NO		NO	MM
10	10 180307M1_15	Standard	12.500	1.44	9084.362	11333.963	10.019	12.1	-3.3	NO		NO	MM

Dataset: F:\Projects\PFAS.PRO\Results\180307M1\180307M1-CRV_B.qld

Last Altered: Thursday, March 08, 2018 11:45:01 Pacific Standard Time

Printed: Thursday, March 08, 2018 11:54:45 Pacific Standard Time

Compound name: 13C3-PFPeA

Response Factor: 0.814169

RRF SD: 0.0239095, Relative SD: 2.93667

Response type: Internal Std (Ref 58), Area * (IS Conc. / IS Area)

Curve type: RF

	# Name	Type	Std. Conc	RT	Area	IS Area	Response	Conc.	%Dev	Conc. Flag	CoD	CoD Flag	x=excluded
1	1 180307M1_6	Standard	12.500	2.40	23821.547	30560.584	9.744	12.0	-4.3	NO		NO	bb
2	2 180307M1_7	Standard	12.500	2.40	24512.961	29316.080	10.452	12.8	2.7	NO		NO	bb
3	3 180307M1_8	Standard	12.500	2.40	24096.129	31022.082	9.709	11.9	-4.6	NO		NO	bb
4	4 180307M1_9	Standard	12.500	2.40	24542.238	30778.254	9.967	12.2	-2.1	NO		NO	bb
5	5 180307M1_10	Standard	12.500	2.41	24455.305	30220.535	10.115	12.4	-0.6	NO		NO	bb
6	6 180307M1_11	Standard	12.500	2.41	25070.332	30619.389	10.235	12.6	0.6	NO		NO	bb
7	7 180307M1_12	Standard	12.500	2.40	24243.928	29458.279	10.287	12.6	1.1	NO		NO	bb
8	8 180307M1_13	Standard	12.500	2.40	24764.072	29575.127	10.467	12.9	2.8	NO		NO	bb
9	9 180307M1_14	Standard	12.500	2.40	23718.857	29064.756	10.201	12.5	0.2	NO		NO	bb
10	10 180307M1_15	Standard	12.500	2.41	22429.846	26465.123	10.594	13.0	4.1	NO		NO	bb

Compound name: 13C3-PFBS

Response Factor: 0.0962736

RRF SD: 0.00246573, Relative SD: 2.56116

Response type: Internal Std (Ref 58), Area * (IS Conc. / IS Area)

Curve type: RF

	# Name	Type	Std. Conc	RT	Area	IS Area	Response	Conc.	%Dev	Conc. Flag	CoD	CoD Flag	x=excluded
1	1 180307M1_6	Standard	12.500	2.67	2998.788	30560.584	1.227	12.7	1.9	NO		NO	bb
2	2 180307M1_7	Standard	12.500	2.67	2904.141	29316.080	1.238	12.9	2.9	NO		NO	bb
3	3 180307M1_8	Standard	12.500	2.68	2938.982	31022.082	1.184	12.3	-1.6	NO		NO	bb
4	4 180307M1_9	Standard	12.500	2.67	3072.259	30778.254	1.248	13.0	3.7	NO		NO	bb
5	5 180307M1_10	Standard	12.500	2.68	2840.206	30220.535	1.175	12.2	-2.4	NO		NO	bb
6	6 180307M1_11	Standard	12.500	2.68	2997.817	30619.389	1.224	12.7	1.7	NO		NO	bb
7	7 180307M1_12	Standard	12.500	2.68	2762.643	29458.279	1.172	12.2	-2.6	NO		NO	bb
8	8 180307M1_13	Standard	12.500	2.68	2886.854	29575.127	1.220	12.7	1.4	NO		NO	bb
9	9 180307M1_14	Standard	12.500	2.67	2747.992	29064.756	1.182	12.3	-1.8	NO		NO	bb
10	10 180307M1_15	Standard	12.500	2.68	2465.526	26465.123	1.165	12.1	-3.2	NO		NO	bb

Dataset: F:\Projects\PFAS.PRO\Results\180307M1\180307M1-CRV_B.qld

Last Altered: Thursday, March 08, 2018 11:45:01 Pacific Standard Time

Printed: Thursday, March 08, 2018 11:54:45 Pacific Standard Time

Compound name: 13C2-PFHxA

Response Factor: 0.697253

RRF SD: 0.0196865, Relative SD: 2.82344

Response type: Internal Std (Ref 58), Area * (IS Conc. / IS Area)

Curve type: RF

	# Name	Type	Std. Conc	RT	Area	IS Area	Response	Conc.	%Dev	Conc. Flag	CoD	CoD Flag	x=excluded
1	1 180307M1_6	Standard	5.000	3.17	8045.409	30560.584	3.291	4.7	-5.6	NO		NO	bb
2	2 180307M1_7	Standard	5.000	3.17	8241.752	29316.080	3.514	5.0	0.8	NO		NO	bb
3	3 180307M1_8	Standard	5.000	3.17	8658.153	31022.082	3.489	5.0	0.1	NO		NO	bb
4	4 180307M1_9	Standard	5.000	3.17	8588.753	30778.254	3.488	5.0	0.1	NO		NO	bb
5	5 180307M1_10	Standard	5.000	3.17	8191.793	30220.535	3.388	4.9	-2.8	NO		NO	bb
6	6 180307M1_11	Standard	5.000	3.17	8690.966	30619.389	3.548	5.1	1.8	NO		NO	bb
7	7 180307M1_12	Standard	5.000	3.17	8074.999	29458.279	3.426	4.9	-1.7	NO		NO	bb
8	8 180307M1_13	Standard	5.000	3.18	8629.913	29575.127	3.647	5.2	4.6	NO		NO	bb
9	9 180307M1_14	Standard	5.000	3.17	8186.364	29064.756	3.521	5.0	1.0	NO		NO	bb
10	10 180307M1_15	Standard	5.000	3.17	7515.802	26465.123	3.550	5.1	1.8	NO		NO	bb

Compound name: 13C4-PFHpA

Response Factor: 0.683417

RRF SD: 0.037656, Relative SD: 5.50996

Response type: Internal Std (Ref 58), Area * (IS Conc. / IS Area)

Curve type: RF

	# Name	Type	Std. Conc	RT	Area	IS Area	Response	Conc.	%Dev	Conc. Flag	CoD	CoD Flag	x=excluded
1	1 180307M1_6	Standard	12.500	3.79	19264.957	30560.584	7.880	11.5	-7.8	NO		NO	bb
2	2 180307M1_7	Standard	12.500	3.79	20968.758	29316.080	8.941	13.1	4.7	NO		NO	bb
3	3 180307M1_8	Standard	12.500	3.79	21312.088	31022.082	8.587	12.6	0.5	NO		NO	bb
4	4 180307M1_9	Standard	12.500	3.78	21872.414	30778.254	8.883	13.0	4.0	NO		NO	bb
5	5 180307M1_10	Standard	12.500	3.79	20555.994	30220.535	8.502	12.4	-0.5	NO		NO	bb
6	6 180307M1_11	Standard	12.500	3.79	21111.221	30619.389	8.618	12.6	0.9	NO		NO	bb
7	7 180307M1_12	Standard	12.500	3.79	21575.760	29458.279	9.155	13.4	7.2	NO		NO	bb
8	8 180307M1_13	Standard	12.500	3.79	21210.900	29575.127	8.965	13.1	4.9	NO		NO	bb
9	9 180307M1_14	Standard	12.500	3.79	18323.604	29064.756	7.881	11.5	-7.8	NO		NO	bb
10	10 180307M1_15	Standard	12.500	3.79	16968.271	26465.123	8.014	11.7	-6.2	NO		NO	bb

Dataset: F:\Projects\PFAS.PRO\Results\180307M1\180307M1-CRV_B.qld

Last Altered: Thursday, March 08, 2018 11:45:01 Pacific Standard Time

Printed: Thursday, March 08, 2018 11:54:45 Pacific Standard Time

Compound name: 18O2-PFHxS

Response Factor: 0.387383

RRF SD: 0.0329173, Relative SD: 8.49736

Response type: Internal Std (Ref 59), Area * (IS Conc. / IS Area)

Curve type: RF

#	Name	Type	Std. Conc	RT	Area	IS Area	Response	Conc.	%Dev	Conc. Flag	CoD	CoD Flag	x=excluded
1	1 180307M1_6	Standard	12.500	3.94	2446.629	6458.831	4.735	12.2	-2.2	NO		NO	bb
2	2 180307M1_7	Standard	12.500	3.94	2229.568	5800.963	4.804	12.4	-0.8	NO		NO	bb
3	3 180307M1_8	Standard	12.500	3.94	2530.283	6443.030	4.909	12.7	1.4	NO		NO	bb
4	4 180307M1_9	Standard	12.500	3.94	2174.850	5706.649	4.764	12.3	-1.6	NO		NO	bb
5	5 180307M1_10	Standard	12.500	3.94	2040.889	5743.773	4.442	11.5	-8.3	NO		NO	bb
6	6 180307M1_11	Standard	12.500	3.94	2088.434	6443.786	4.051	10.5	-16.3	NO		NO	bb
7	7 180307M1_12	Standard	12.500	3.94	2286.957	5597.565	5.107	13.2	5.5	NO		NO	bb
8	8 180307M1_13	Standard	12.500	3.94	2472.129	6439.585	4.799	12.4	-0.9	NO		NO	bb
9	9 180307M1_14	Standard	12.500	3.94	2277.938	5213.692	5.461	14.1	12.8	NO		NO	bb
10	10 180307M1_15	Standard	12.500	3.94	2046.028	4779.775	5.351	13.8	10.5	NO		NO	bb

Compound name: 13C2-6:2 FTS

Response Factor: 0.237724

RRF SD: 0.0151144, Relative SD: 6.35797

Response type: Internal Std (Ref 60), Area * (IS Conc. / IS Area)

Curve type: RF

#	Name	Type	Std. Conc	RT	Area	IS Area	Response	Conc.	%Dev	Conc. Flag	CoD	CoD Flag	x=excluded
1	1 180307M1_6	Standard	12.500	4.25	6496.750	28455.906	2.854	12.0	-4.0	NO		NO	bb
2	2 180307M1_7	Standard	12.500	4.26	6105.219	27503.977	2.775	11.7	-6.6	NO		NO	bb
3	3 180307M1_8	Standard	12.500	4.26	7310.973	30097.717	3.036	12.8	2.2	NO		NO	bb
4	4 180307M1_9	Standard	12.500	4.25	6508.431	30025.602	2.710	11.4	-8.8	NO		NO	bb
5	5 180307M1_10	Standard	12.500	4.25	6992.279	27554.297	3.172	13.3	6.7	NO		NO	bb
6	6 180307M1_11	Standard	12.500	4.26	6942.190	30030.795	2.890	12.2	-2.8	NO		NO	bb
7	7 180307M1_12	Standard	12.500	4.26	7413.398	29160.016	3.178	13.4	6.9	NO		NO	bb
8	8 180307M1_13	Standard	12.500	4.26	7377.302	29196.936	3.158	13.3	6.3	NO		NO	bb
9	9 180307M1_14	Standard	12.500	4.26	10519.205	28385.531	4.632	19.5	55.9	NO		NO	bbX
10	10 180307M1_15	Standard	12.500	4.26	14640.680	25646.574	7.136	30.0	140.1	NO		NO	bbX

Dataset: F:\Projects\PFAS.PRO\Results\180307M1\180307M1-CRV_B.qld

Last Altered: Thursday, March 08, 2018 11:45:01 Pacific Standard Time

Printed: Thursday, March 08, 2018 11:54:45 Pacific Standard Time

Compound name: 13C2-PFOA

Response Factor: 1.07867

RRF SD: 0.0648662, Relative SD: 6.01356

Response type: Internal Std (Ref 60), Area * (IS Conc. / IS Area)

Curve type: RF

	# Name	Type	Std. Conc	RT	Area	IS Area	Response	Conc.	%Dev	Conc. Flag	CoD	CoD Flag	x=excluded
1	1 180307M1_6	Standard	12.500	4.31	30532.664	28455.906	13.412	12.4	-0.5	NO		NO	bb
2	2 180307M1_7	Standard	12.500	4.31	31370.914	27503.977	14.257	13.2	5.7	NO		NO	bb
3	3 180307M1_8	Standard	12.500	4.31	33852.918	30097.717	14.060	13.0	4.3	NO		NO	bb
4	4 180307M1_9	Standard	12.500	4.31	33526.359	30025.602	13.957	12.9	3.5	NO		NO	bb
5	5 180307M1_10	Standard	12.500	4.31	32575.051	27554.297	14.778	13.7	9.6	NO		NO	bb
6	6 180307M1_11	Standard	12.500	4.31	32186.586	30030.795	13.397	12.4	-0.6	NO		NO	bb
7	7 180307M1_12	Standard	12.500	4.31	29946.346	29160.016	12.837	11.9	-4.8	NO		NO	bb
8	8 180307M1_13	Standard	12.500	4.32	31212.947	29196.936	13.363	12.4	-0.9	NO		NO	bb
9	9 180307M1_14	Standard	12.500	4.31	27353.451	28385.531	12.046	11.2	-10.7	NO		NO	bb
10	10 180307M1_15	Standard	12.500	4.31	26110.033	25646.574	12.726	11.8	-5.6	NO		NO	bb

Compound name: 13C5-PFNA

Response Factor: 0.853069

RRF SD: 0.0710942, Relative SD: 8.33394

Response type: Internal Std (Ref 61), Area * (IS Conc. / IS Area)

Curve type: RF

	# Name	Type	Std. Conc	RT	Area	IS Area	Response	Conc.	%Dev	Conc. Flag	CoD	CoD Flag	x=excluded
1	1 180307M1_6	Standard	12.500	4.75	22022.002	30077.711	9.152	10.7	-14.2	NO		NO	bb
2	2 180307M1_7	Standard	12.500	4.75	25206.621	33846.863	9.309	10.9	-12.7	NO		NO	bb
3	3 180307M1_8	Standard	12.500	4.75	23178.902	28731.975	10.084	11.8	-5.4	NO		NO	bb
4	4 180307M1_9	Standard	12.500	4.75	25129.461	28225.410	11.129	13.0	4.4	NO		NO	bb
5	5 180307M1_10	Standard	12.500	4.75	26929.178	30781.453	10.936	12.8	2.6	NO		NO	bb
6	6 180307M1_11	Standard	12.500	4.75	26737.170	28249.201	11.831	13.9	10.9	NO		NO	bb
7	7 180307M1_12	Standard	12.500	4.75	27318.008	30257.328	11.286	13.2	5.8	NO		NO	bb
8	8 180307M1_13	Standard	12.500	4.75	26922.209	29683.301	11.337	13.3	6.3	NO		NO	bb
9	9 180307M1_14	Standard	12.500	4.75	24920.957	29580.977	10.531	12.3	-1.2	NO		NO	bb
10	10 180307M1_15	Standard	12.500	4.75	23305.322	26389.727	11.039	12.9	3.5	NO		NO	bb

Dataset: F:\Projects\PFAS.PRO\Results\180307M1\180307M1-CRV_B.qld

Last Altered: Thursday, March 08, 2018 11:45:01 Pacific Standard Time

Printed: Thursday, March 08, 2018 11:54:45 Pacific Standard Time

Compound name: 13C8-PFOA

Response Factor: 0.159407

RRF SD: 0.0127398, Relative SD: 7.99198

Response type: Internal Std (Ref 64), Area * (IS Conc. / IS Area)

Curve type: RF

	# Name	Type	Std. Conc	RT	Area	IS Area	Response	Conc.	%Dev	Conc. Flag	CoD	CoD Flag	x=excluded
1	1 180307M1_6	Standard	12.500	4.83	4919.574	32989.410	1.864	11.7	-6.4	NO		NO	bb
2	2 180307M1_7	Standard	12.500	4.83	5854.420	36228.250	2.020	12.7	1.4	NO		NO	bb
3	3 180307M1_8	Standard	12.500	4.83	4777.905	33282.211	1.794	11.3	-9.9	NO		NO	bb
4	4 180307M1_9	Standard	12.500	4.82	5815.987	36012.574	2.019	12.7	1.3	NO		NO	bb
5	5 180307M1_10	Standard	12.500	4.82	5906.317	38909.535	1.897	11.9	-4.8	NO		NO	bb
6	6 180307M1_11	Standard	12.500	4.82	5900.859	33203.250	2.221	13.9	11.5	NO		NO	bb
7	7 180307M1_12	Standard	12.500	4.83	5435.145	31065.139	2.187	13.7	9.8	NO		NO	bb
8	8 180307M1_13	Standard	12.500	4.83	5248.169	35045.059	1.872	11.7	-6.1	NO		NO	bb
9	9 180307M1_14	Standard	12.500	4.82	4805.989	27414.619	2.191	13.7	10.0	NO		NO	bb
10	10 180307M1_15	Standard	12.500	4.82	4495.495	30221.021	1.859	11.7	-6.7	NO		NO	bb

Compound name: 13C8-PFOS

Response Factor: 0.93387

RRF SD: 0.0965517, Relative SD: 10.3389

Response type: Internal Std (Ref 62), Area * (IS Conc. / IS Area)

Curve type: RF

	# Name	Type	Std. Conc	RT	Area	IS Area	Response	Conc.	%Dev	Conc. Flag	CoD	CoD Flag	x=excluded
1	1 180307M1_6	Standard	12.500	4.83	6218.598	6658.142	11.675	12.5	0.0	NO		NO	bb
2	2 180307M1_7	Standard	12.500	4.83	5402.603	5995.685	11.264	12.1	-3.5	NO		NO	bb
3	3 180307M1_8	Standard	12.500	4.84	5358.291	6100.896	10.978	11.8	-6.0	NO		NO	bb
4	4 180307M1_9	Standard	12.500	4.83	6202.607	5356.792	14.474	15.5	24.0	NO		NO	bb
5	5 180307M1_10	Standard	12.500	4.83	5824.164	6122.242	11.891	12.7	1.9	NO		NO	bb
6	6 180307M1_11	Standard	12.500	4.83	6158.780	6863.106	11.217	12.0	-3.9	NO		NO	bb
7	7 180307M1_12	Standard	12.500	4.83	6672.159	6626.779	12.586	13.5	7.8	NO		NO	bb
8	8 180307M1_13	Standard	12.500	4.84	4623.723	5867.872	9.850	10.5	-15.6	NO		NO	bb
9	9 180307M1_14	Standard	12.500	4.84	5302.071	5731.844	11.563	12.4	-0.9	NO		NO	bb
10	10 180307M1_15	Standard	12.500	4.83	5152.529	5731.848	11.237	12.0	-3.7	NO		NO	bb

Dataset: F:\Projects\PFAS.PRO\Results\180307M1\180307M1-CRV_B.qld

Last Altered: Thursday, March 08, 2018 11:45:01 Pacific Standard Time

Printed: Thursday, March 08, 2018 11:54:45 Pacific Standard Time

Compound name: 13C2-PFDA

Response Factor: 0.898362

RRF SD: 0.0412388, Relative SD: 4.59045

Response type: Internal Std (Ref 63), Area * (IS Conc. / IS Area)

Curve type: RF

	# Name	Type	Std. Conc	RT	Area	IS Area	Response	Conc.	%Dev	Conc. Flag	CoD	CoD Flag	x=excluded
1	1 180307M1_6	Standard	12.500	5.13	32127.043	34230.645	11.732	13.1	4.5	NO		NO	bb
2	2 180307M1_7	Standard	12.500	5.13	29907.893	32747.201	11.416	12.7	1.7	NO		NO	bb
3	3 180307M1_8	Standard	12.500	5.13	29472.965	32481.039	11.342	12.6	1.0	NO		NO	bb
4	4 180307M1_9	Standard	12.500	5.13	30351.541	33832.254	11.214	12.5	-0.1	NO		NO	bb
5	5 180307M1_10	Standard	12.500	5.13	30573.939	32671.717	11.697	13.0	4.2	NO		NO	bb
6	6 180307M1_11	Standard	12.500	5.13	30867.145	33614.219	11.478	12.8	2.2	NO		NO	bb
7	7 180307M1_12	Standard	12.500	5.12	29028.256	30802.908	11.780	13.1	4.9	NO		NO	bb
8	8 180307M1_13	Standard	12.500	5.13	25858.994	30330.973	10.657	11.9	-5.1	NO		NO	bb
9	9 180307M1_14	Standard	12.500	5.13	26867.529	31407.287	10.693	11.9	-4.8	NO		NO	bb
10	10 180307M1_15	Standard	12.500	5.13	22856.254	27778.793	10.285	11.4	-8.4	NO		NO	bb

Compound name: 13C2-8:2 FTS

Response Factor: 0.169931

RRF SD: 0.0273429, Relative SD: 16.0905

Response type: Internal Std (Ref 58), Area * (IS Conc. / IS Area)

Curve type: RF

	# Name	Type	Std. Conc	RT	Area	IS Area	Response	Conc.	%Dev	Conc. Flag	CoD	CoD Flag	x=excluded
1	1 180307M1_6	Standard	12.500	5.10	4436.534	30560.584	1.815	10.7	-14.6	NO		NO	bb
2	2 180307M1_7	Standard	12.500	5.10	4952.358	29316.080	2.112	12.4	-0.6	NO		NO	bb
3	3 180307M1_8	Standard	12.500	5.10	4793.113	31022.082	1.931	11.4	-9.1	NO		NO	bb
4	4 180307M1_9	Standard	12.500	5.10	4727.313	30778.254	1.920	11.3	-9.6	NO		NO	bb
5	5 180307M1_10	Standard	12.500	5.10	4725.578	30220.535	1.955	11.5	-8.0	NO		NO	bb
6	6 180307M1_11	Standard	12.500	5.10	4818.434	30619.389	1.967	11.6	-7.4	NO		NO	bb
7	7 180307M1_12	Standard	12.500	5.10	5893.292	29458.279	2.501	14.7	17.7	NO		NO	bb
8	8 180307M1_13	Standard	12.500	5.10	6608.832	29575.127	2.793	16.4	31.5	NO		NO	bb
9	9 180307M1_14	Standard	12.500	5.10	8570.097	29064.756	3.686	21.7	73.5	NO		NO	bbX
10	10 180307M1_15	Standard	12.500	5.10	11495.512	26465.123	5.430	32.0	155.6	NO		NO	bbX

Dataset: F:\Projects\PFAS.PRO\Results\180307M1\180307M1-CRV_B.qld

Last Altered: Thursday, March 08, 2018 11:45:01 Pacific Standard Time

Printed: Thursday, March 08, 2018 11:54:45 Pacific Standard Time

Compound name: d3-N-MeFOSAA

Response Factor: 0.372324

RRF SD: 0.033712, Relative SD: 9.05448

Response type: Internal Std (Ref 64), Area * (IS Conc. / IS Area)

Curve type: RF

	# Name	Type	Std. Conc	RT	Area	IS Area	Response	Conc.	%Dev	Conc. Flag	CoD	CoD Flag	x=excluded
1	1 180307M1_6	Standard	12.500	5.28	12769.586	32989.410	4.839	13.0	4.0	NO		NO	bb
2	2 180307M1_7	Standard	12.500	5.28	13283.781	36228.250	4.583	12.3	-1.5	NO		NO	bb
3	3 180307M1_8	Standard	12.500	5.28	13534.502	33282.211	5.083	13.7	9.2	NO		NO	bb
4	4 180307M1_9	Standard	12.500	5.28	13209.920	36012.574	4.585	12.3	-1.5	NO		NO	bb
5	5 180307M1_10	Standard	12.500	5.28	13529.389	38909.535	4.346	11.7	-6.6	NO		NO	bb
6	6 180307M1_11	Standard	12.500	5.28	13214.723	33203.250	4.975	13.4	6.9	NO		NO	bb
7	7 180307M1_12	Standard	12.500	5.28	11444.004	31065.139	4.605	12.4	-1.1	NO		NO	bb
8	8 180307M1_13	Standard	12.500	5.28	10681.306	35045.059	3.810	10.2	-18.1	NO		NO	bb
9	9 180307M1_14	Standard	12.500	5.28	11602.172	27414.619	5.290	14.2	13.7	NO		NO	bb
10	10 180307M1_15	Standard	12.500	5.28	10695.817	30221.021	4.424	11.9	-4.9	NO		NO	bb

Compound name: d5-N-EtFOSAA

Response Factor: 0.384931

RRF SD: 0.0315511, Relative SD: 8.19654

Response type: Internal Std (Ref 64), Area * (IS Conc. / IS Area)

Curve type: RF

	# Name	Type	Std. Conc	RT	Area	IS Area	Response	Conc.	%Dev	Conc. Flag	CoD	CoD Flag	x=excluded
1	1 180307M1_6	Standard	12.500	5.44	12905.796	32989.410	4.890	12.7	1.6	NO		NO	bb
2	2 180307M1_7	Standard	12.500	5.44	13542.944	36228.250	4.673	12.1	-2.9	NO		NO	bb
3	3 180307M1_8	Standard	12.500	5.44	12214.951	33282.211	4.588	11.9	-4.7	NO		NO	bb
4	4 180307M1_9	Standard	12.500	5.44	15160.477	36012.574	5.262	13.7	9.4	NO		NO	bb
5	5 180307M1_10	Standard	12.500	5.44	13800.334	38909.535	4.433	11.5	-7.9	NO		NO	bb
6	6 180307M1_11	Standard	12.500	5.44	14121.495	33203.250	5.316	13.8	10.5	NO		NO	bb
7	7 180307M1_12	Standard	12.500	5.43	13212.187	31065.139	5.316	13.8	10.5	NO		NO	bb
8	8 180307M1_13	Standard	12.500	5.44	12503.156	35045.059	4.460	11.6	-7.3	NO		NO	bb
9	9 180307M1_14	Standard	12.500	5.44	10833.138	27414.619	4.939	12.8	2.7	NO		NO	bb
10	10 180307M1_15	Standard	12.500	5.43	10247.096	30221.021	4.238	11.0	-11.9	NO		NO	bb

Dataset: F:\Projects\PFAS.PRO\Results\180307M1\180307M1-CRV_B.qld

Last Altered: Thursday, March 08, 2018 11:45:01 Pacific Standard Time

Printed: Thursday, March 08, 2018 11:54:45 Pacific Standard Time

Compound name: 13C2-PFUdA

Response Factor: 0.960647

RRF SD: 0.0711129, Relative SD: 7.40261

Response type: Internal Std (Ref 64), Area * (IS Conc. / IS Area)

Curve type: RF

	# Name	Type	Std. Conc	RT	Area	IS Area	Response	Conc.	%Dev	Conc. Flag	CoD	CoD Flag	x=excluded
1	1 180307M1_6	Standard	12.500	5.45	36079.578	32989.410	13.671	14.2	13.8	NO		NO	bb
2	2 180307M1_7	Standard	12.500	5.45	32323.082	36228.250	11.153	11.6	-7.1	NO		NO	bb
3	3 180307M1_8	Standard	12.500	5.45	29942.510	33282.211	11.246	11.7	-6.3	NO		NO	bb
4	4 180307M1_9	Standard	12.500	5.45	33651.383	36012.574	11.680	12.2	-2.7	NO		NO	bb
5	5 180307M1_10	Standard	12.500	5.45	35294.609	38909.535	11.339	11.8	-5.6	NO		NO	bb
6	6 180307M1_11	Standard	12.500	5.45	34164.020	33203.250	12.862	13.4	7.1	NO		NO	bb
7	7 180307M1_12	Standard	12.500	5.45	31519.117	31065.139	12.683	13.2	5.6	NO		NO	bb
8	8 180307M1_13	Standard	12.500	5.45	31975.871	35045.059	11.405	11.9	-5.0	NO		NO	bb
9	9 180307M1_14	Standard	12.500	5.45	27861.021	27414.619	12.704	13.2	5.8	NO		NO	bb
10	10 180307M1_15	Standard	12.500	5.45	27415.012	30221.021	11.339	11.8	-5.6	NO		NO	bb

Compound name: 13C2-PFDoA

Response Factor: 0.863628

RRF SD: 0.0650987, Relative SD: 7.53782

Response type: Internal Std (Ref 64), Area * (IS Conc. / IS Area)

Curve type: RF

	# Name	Type	Std. Conc	RT	Area	IS Area	Response	Conc.	%Dev	Conc. Flag	CoD	CoD Flag	x=excluded
1	1 180307M1_6	Standard	12.500	5.74	29503.223	32989.410	11.179	12.9	3.6	NO		NO	bb
2	2 180307M1_7	Standard	12.500	5.74	30381.654	36228.250	10.483	12.1	-2.9	NO		NO	bb
3	3 180307M1_8	Standard	12.500	5.74	30715.730	33282.211	11.536	13.4	6.9	NO		NO	bb
4	4 180307M1_9	Standard	12.500	5.74	30818.688	36012.574	10.697	12.4	-0.9	NO		NO	bb
5	5 180307M1_10	Standard	12.500	5.74	29651.736	38909.535	9.526	11.0	-11.8	NO		NO	bb
6	6 180307M1_11	Standard	12.500	5.74	29221.512	33203.250	11.001	12.7	1.9	NO		NO	bb
7	7 180307M1_12	Standard	12.500	5.74	28221.455	31065.139	11.356	13.1	5.2	NO		NO	bb
8	8 180307M1_13	Standard	12.500	5.74	28603.164	35045.059	10.202	11.8	-5.5	NO		NO	bb
9	9 180307M1_14	Standard	12.500	5.74	26673.678	27414.619	12.162	14.1	12.7	NO		NO	bb
10	10 180307M1_15	Standard	12.500	5.74	23720.662	30221.021	9.811	11.4	-9.1	NO		NO	bb

Dataset: F:\Projects\PFAS.PRO\Results\180307M1\180307M1-CRV_B.qld

Last Altered: Thursday, March 08, 2018 11:45:01 Pacific Standard Time
 Printed: Thursday, March 08, 2018 11:54:45 Pacific Standard Time

Compound name: d3-N-MeFOSA

Response Factor: 0.0795974

RRF SD: 0.00716079, Relative SD: 8.99626

Response type: Internal Std (Ref 64), Area * (IS Conc. / IS Area)

Curve type: RF

#	Name	Type	Std. Conc	RT	Area	IS Area	Response	Conc.	%Dev	Conc. Flag	CoD	CoD Flag	x=excluded
1	1 180307M1_6	Standard	150.000	6.00	31873.602	32989.410	12.077	151.7	1.2	NO		NO	MM
2	2 180307M1_7	Standard	150.000	6.00	31876.275	36228.250	10.998	138.2	-7.9	NO		NO	bb
3	3 180307M1_8	Standard	150.000	6.00	31089.428	33282.211	11.676	146.7	-2.2	NO		NO	bb
4	4 180307M1_9	Standard	150.000	6.00	32532.418	36012.574	11.292	141.9	-5.4	NO		NO	bb
5	5 180307M1_10	Standard	150.000	6.00	32350.680	38909.535	10.393	130.6	-13.0	NO		NO	bb
6	6 180307M1_11	Standard	150.000	6.00	32294.211	33203.250	12.158	152.7	1.8	NO		NO	bb
7	7 180307M1_12	Standard	150.000	6.00	32064.432	31065.139	12.902	162.1	8.1	NO		NO	bb
8	8 180307M1_13	Standard	150.000	6.00	31968.764	35045.059	11.403	143.3	-4.5	NO		NO	bb
9	9 180307M1_14	Standard	150.000	6.00	31199.273	27414.619	14.226	178.7	19.1	NO		NO	bb
10	10 180307M1_15	Standard	150.000	6.00	29666.994	30221.021	12.271	154.2	2.8	NO		NO	bb

Compound name: 13C2-PFTeDA

Response Factor: 0.691627

RRF SD: 0.096659, Relative SD: 13.9756

Response type: Internal Std (Ref 64), Area * (IS Conc. / IS Area)

Curve type: RF

#	Name	Type	Std. Conc	RT	Area	IS Area	Response	Conc.	%Dev	Conc. Flag	CoD	CoD Flag	x=excluded
1	1 180307M1_6	Standard	12.500	6.21	25854.600	32989.410	9.797	14.2	13.3	NO		NO	bb
2	2 180307M1_7	Standard	12.500	6.21	20066.039	36228.250	6.923	10.0	-19.9	NO		NO	bb
3	3 180307M1_8	Standard	12.500	6.21	23711.734	33282.211	8.906	12.9	3.0	NO		NO	bb
4	4 180307M1_9	Standard	12.500	6.21	25239.217	36012.574	8.761	12.7	1.3	NO		NO	bb
5	5 180307M1_10	Standard	12.500	6.21	22316.645	38909.535	7.169	10.4	-17.1	NO		NO	bb
6	6 180307M1_11	Standard	12.500	6.21	23169.928	33203.250	8.723	12.6	0.9	NO		NO	bb
7	7 180307M1_12	Standard	12.500	6.21	23849.846	31065.139	9.597	13.9	11.0	NO		NO	bb
8	8 180307M1_13	Standard	12.500	6.21	20601.824	35045.059	7.348	10.6	-15.0	NO		NO	bb
9	9 180307M1_14	Standard	12.500	6.21	23342.805	27414.619	10.643	15.4	23.1	NO		NO	bb
10	10 180307M1_15	Standard	12.500	6.21	20759.713	30221.021	8.587	12.4	-0.7	NO		NO	bb

Dataset: F:\Projects\PFAS.PRO\Results\180307M1\180307M1-CRV_B.qld

Last Altered: Thursday, March 08, 2018 11:45:01 Pacific Standard Time

Printed: Thursday, March 08, 2018 11:54:45 Pacific Standard Time

Compound name: d5-N-ETFOSA

Response Factor: 0.113336

RRF SD: 0.0086166, Relative SD: 7.60273

Response type: Internal Std (Ref 64), Area * (IS Conc. / IS Area)

Curve type: RF

	# Name	Type	Std. Conc	RT	Area	IS Area	Response	Conc.	%Dev	Conc. Flag	CoD	CoD Flag	x=excluded
1	1 180307M1_6	Standard	150.000	6.39	45999.805	32989.410	17.430	153.8	2.5	NO		NO	bb
2	2 180307M1_7	Standard	150.000	6.39	47599.844	36228.250	16.424	144.9	-3.4	NO		NO	bb
3	3 180307M1_8	Standard	150.000	6.40	47284.527	33282.211	17.759	156.7	4.5	NO		NO	bb
4	4 180307M1_9	Standard	150.000	6.40	48261.289	36012.574	16.752	147.8	-1.5	NO		NO	bb
5	5 180307M1_10	Standard	150.000	6.39	46375.184	38909.535	14.898	131.5	-12.4	NO		NO	bb
6	6 180307M1_11	Standard	150.000	6.39	47580.867	33203.250	17.913	158.1	5.4	NO		NO	bb
7	7 180307M1_12	Standard	150.000	6.39	45950.070	31065.139	18.489	163.1	8.8	NO		NO	bb
8	8 180307M1_13	Standard	150.000	6.39	45006.234	35045.059	16.053	141.6	-5.6	NO		NO	bb
9	9 180307M1_14	Standard	150.000	6.39	41225.855	27414.619	18.797	165.9	10.6	NO		NO	bb
10	10 180307M1_15	Standard	150.000	6.40	37446.316	30221.021	15.489	136.7	-8.9	NO		NO	bb

Compound name: 13C2-PFHxDA

Response Factor: 1.39673

RRF SD: 0.145455, Relative SD: 10.414

Response type: Internal Std (Ref 64), Area * (IS Conc. / IS Area)

Curve type: RF

	# Name	Type	Std. Conc	RT	Area	IS Area	Response	Conc.	%Dev	Conc. Flag	CoD	CoD Flag	x=excluded
1	1 180307M1_6	Standard	5.000	6.54	17691.029	32989.410	6.703	4.8	-4.0	NO		NO	bb
2	2 180307M1_7	Standard	5.000	6.54	17166.857	36228.250	5.923	4.2	-15.2	NO		NO	bb
3	3 180307M1_8	Standard	5.000	6.55	18929.229	33282.211	7.109	5.1	1.8	NO		NO	bb
4	4 180307M1_9	Standard	5.000	6.54	20879.078	36012.574	7.247	5.2	3.8	NO		NO	bb
5	5 180307M1_10	Standard	5.000	6.54	19528.982	38909.535	6.274	4.5	-10.2	NO		NO	bb
6	6 180307M1_11	Standard	5.000	6.54	19595.674	33203.250	7.377	5.3	5.6	NO		NO	MM
7	7 180307M1_12	Standard	5.000	6.54	16901.379	31065.139	6.801	4.9	-2.6	NO		NO	bb
8	8 180307M1_13	Standard	5.000	6.54	18017.502	35045.059	6.427	4.6	-8.0	NO		NO	bb
9	9 180307M1_14	Standard	5.000	6.54	18562.684	27414.619	8.464	6.1	21.2	NO		NO	bb
10	10 180307M1_15	Standard	5.000	6.55	18159.881	30221.021	7.511	5.4	7.6	NO		NO	bb

Dataset: F:\Projects\PFAS.PRO\Results\180307M1\180307M1-CRV_B.qld

Last Altered: Thursday, March 08, 2018 11:45:01 Pacific Standard Time
 Printed: Thursday, March 08, 2018 11:54:45 Pacific Standard Time

Compound name: d7-N-MeFOSE

Response Factor: 0.0896031

RRF SD: 0.0108492, Relative SD: 12.1081

Response type: Internal Std (Ref 64), Area * (IS Conc. / IS Area)

Curve type: RF

	# Name	Type	Std. Conc	RT	Area	IS Area	Response	Conc.	%Dev	Conc. Flag	CoD	CoD Flag	x=excluded
1	1 180307M1_6	Standard	150.000	6.50	32477.299	32989.410	12.306	137.3	-8.4	NO		NO	bb
2	2 180307M1_7	Standard	150.000	6.50	34041.594	36228.250	11.746	131.1	-12.6	NO		NO	bb
3	3 180307M1_8	Standard	150.000	6.50	34844.875	33282.211	13.087	146.1	-2.6	NO		NO	MM
4	4 180307M1_9	Standard	150.000	6.50	33710.641	36012.574	11.701	130.6	-12.9	NO		NO	MM
5	5 180307M1_10	Standard	150.000	6.50	40497.918	38909.535	13.010	145.2	-3.2	NO		NO	MM
6	6 180307M1_11	Standard	150.000	6.50	38019.125	33203.250	14.313	159.7	6.5	NO		NO	bb
7	7 180307M1_12	Standard	150.000	6.50	37215.945	31065.139	14.975	167.1	11.4	NO		NO	MM
8	8 180307M1_13	Standard	150.000	6.50	38618.633	35045.059	13.775	153.7	2.5	NO		NO	MM
9	9 180307M1_14	Standard	150.000	6.50	37171.352	27414.619	16.949	189.2	26.1	NO		NO	MM
10	10 180307M1_15	Standard	150.000	6.50	30326.441	30221.021	12.544	140.0	-6.7	NO		NO	bb

Compound name: d9-N-EtFOSE

Response Factor: 0.0839603

RRF SD: 0.00939759, Relative SD: 11.1929

Response type: Internal Std (Ref 64), Area * (IS Conc. / IS Area)

Curve type: RF

	# Name	Type	Std. Conc	RT	Area	IS Area	Response	Conc.	%Dev	Conc. Flag	CoD	CoD Flag	x=excluded
1	1 180307M1_6	Standard	150.000	6.64	31836.859	32989.410	12.063	143.7	-4.2	NO		NO	bb
2	2 180307M1_7	Standard	150.000	6.64	34272.461	36228.250	11.825	140.8	-6.1	NO		NO	MM
3	3 180307M1_8	Standard	150.000	6.64	34332.547	33282.211	12.894	153.6	2.4	NO		NO	MM
4	4 180307M1_9	Standard	150.000	6.65	31726.926	36012.574	11.012	131.2	-12.6	NO		NO	MM
5	5 180307M1_10	Standard	150.000	6.64	31259.656	38909.535	10.042	119.6	-20.3	NO		NO	bb
6	6 180307M1_11	Standard	150.000	6.65	36738.668	33203.250	13.831	164.7	9.8	NO		NO	bb
7	7 180307M1_12	Standard	150.000	6.64	36722.395	31065.139	14.776	176.0	17.3	NO		NO	bb
8	8 180307M1_13	Standard	150.000	6.64	36858.855	35045.059	13.147	156.6	4.4	NO		NO	bb
9	9 180307M1_14	Standard	150.000	6.64	30130.947	27414.619	13.739	163.6	9.1	NO		NO	bb
10	10 180307M1_15	Standard	150.000	6.64	30486.617	30221.021	12.610	150.2	0.1	NO		NO	bb

Dataset: F:\Projects\PFAS.PRO\Results\180307M1\180307M1-CRV_B.qld

Last Altered: Thursday, March 08, 2018 11:45:01 Pacific Standard Time

Printed: Thursday, March 08, 2018 11:54:45 Pacific Standard Time

Compound name: 13C4-PFBA

Response Factor: 1

RRF SD: 0, Relative SD: 0

Response type: Internal Std (Ref 57), Area * (IS Conc. / IS Area)

Curve type: RF

	# Name	Type	Std. Conc	RT	Area	IS Area	Response	Conc.	%Dev	Conc. Flag	CoD	CoD Flag	x=excluded
1	1 180307M1_6	Standard	12.500	1.43	11913.019	11913.019	12.500	12.5	0.0	NO		NO	MM
2	2 180307M1_7	Standard	12.500	1.44	11670.860	11670.860	12.500	12.5	0.0	NO		NO	MM
3	3 180307M1_8	Standard	12.500	1.44	12513.510	12513.510	12.500	12.5	0.0	NO		NO	MM
4	4 180307M1_9	Standard	12.500	1.44	12063.313	12063.313	12.500	12.5	0.0	NO		NO	MM
5	5 180307M1_10	Standard	12.500	1.44	11733.447	11733.447	12.500	12.5	0.0	NO		NO	MM
6	6 180307M1_11	Standard	12.500	1.44	12087.994	12087.994	12.500	12.5	0.0	NO		NO	MM
7	7 180307M1_12	Standard	12.500	1.44	11479.978	11479.978	12.500	12.5	0.0	NO		NO	MM
8	8 180307M1_13	Standard	12.500	1.44	12326.416	12326.416	12.500	12.5	0.0	NO		NO	MM
9	9 180307M1_14	Standard	12.500	1.44	12317.780	12317.780	12.500	12.5	0.0	NO		NO	MM
10	10 180307M1_15	Standard	12.500	1.45	11333.963	11333.963	12.500	12.5	0.0	NO		NO	MM

Compound name: 13C5-PFHxA

Response Factor: 1

RRF SD: 1.28198e-016, Relative SD: 1.28198e-014

Response type: Internal Std (Ref 58), Area * (IS Conc. / IS Area)

Curve type: RF

	# Name	Type	Std. Conc	RT	Area	IS Area	Response	Conc.	%Dev	Conc. Flag	CoD	CoD Flag	x=excluded
1	1 180307M1_6	Standard	12.500	3.17	30560.584	30560.584	12.500	12.5	0.0	NO		NO	bb
2	2 180307M1_7	Standard	12.500	3.17	29316.080	29316.080	12.500	12.5	0.0	NO		NO	bb
3	3 180307M1_8	Standard	12.500	3.17	31022.082	31022.082	12.500	12.5	0.0	NO		NO	bb
4	4 180307M1_9	Standard	12.500	3.17	30778.254	30778.254	12.500	12.5	0.0	NO		NO	bb
5	5 180307M1_10	Standard	12.500	3.17	30220.535	30220.535	12.500	12.5	0.0	NO		NO	bb
6	6 180307M1_11	Standard	12.500	3.17	30619.389	30619.389	12.500	12.5	0.0	NO		NO	bb
7	7 180307M1_12	Standard	12.500	3.17	29458.279	29458.279	12.500	12.5	0.0	NO		NO	bb
8	8 180307M1_13	Standard	12.500	3.17	29575.127	29575.127	12.500	12.5	0.0	NO		NO	bb
9	9 180307M1_14	Standard	12.500	3.17	29064.756	29064.756	12.500	12.5	0.0	NO		NO	bb
10	10 180307M1_15	Standard	12.500	3.17	26465.123	26465.123	12.500	12.5	0.0	NO		NO	bb

Dataset: F:\Projects\PFAS.PRO\Results\180307M1\180307M1-CRV_B.qld

Last Altered: Thursday, March 08, 2018 11:45:01 Pacific Standard Time

Printed: Thursday, March 08, 2018 11:54:45 Pacific Standard Time

Compound name: 13C3-PFHxS

Response Factor: 1

RRF SD: 5.23364e-017, Relative SD: 5.23364e-015

Response type: Internal Std (Ref 59), Area * (IS Conc. / IS Area)

Curve type: RF

	# Name	Type	Std. Conc	RT	Area	IS Area	Response	Conc.	%Dev	Conc. Flag	CoD	CoD Flag	x=excluded
1	1 180307M1_6	Standard	12.500	3.94	6458.831	6458.831	12.500	12.5	0.0	NO		NO	bb
2	2 180307M1_7	Standard	12.500	3.94	5800.963	5800.963	12.500	12.5	0.0	NO		NO	bb
3	3 180307M1_8	Standard	12.500	3.94	6443.030	6443.030	12.500	12.5	0.0	NO		NO	bb
4	4 180307M1_9	Standard	12.500	3.94	5706.649	5706.649	12.500	12.5	0.0	NO		NO	bb
5	5 180307M1_10	Standard	12.500	3.94	5743.773	5743.773	12.500	12.5	0.0	NO		NO	bb
6	6 180307M1_11	Standard	12.500	3.94	6443.786	6443.786	12.500	12.5	0.0	NO		NO	bb
7	7 180307M1_12	Standard	12.500	3.94	5597.565	5597.565	12.500	12.5	0.0	NO		NO	bb
8	8 180307M1_13	Standard	12.500	3.94	6439.585	6439.585	12.500	12.5	0.0	NO		NO	bb
9	9 180307M1_14	Standard	12.500	3.94	5213.692	5213.692	12.500	12.5	0.0	NO		NO	bb
10	10 180307M1_15	Standard	12.500	3.94	4779.775	4779.775	12.500	12.5	0.0	NO		NO	bb

Compound name: 13C8-PFOA

Response Factor: 1

RRF SD: 8.27511e-017, Relative SD: 8.27511e-015

Response type: Internal Std (Ref 60), Area * (IS Conc. / IS Area)

Curve type: RF

	# Name	Type	Std. Conc	RT	Area	IS Area	Response	Conc.	%Dev	Conc. Flag	CoD	CoD Flag	x=excluded
1	1 180307M1_6	Standard	12.500	4.31	28455.906	28455.906	12.500	12.5	0.0	NO		NO	bb
2	2 180307M1_7	Standard	12.500	4.31	27503.977	27503.977	12.500	12.5	0.0	NO		NO	bb
3	3 180307M1_8	Standard	12.500	4.31	30097.717	30097.717	12.500	12.5	0.0	NO		NO	bb
4	4 180307M1_9	Standard	12.500	4.31	30025.602	30025.602	12.500	12.5	0.0	NO		NO	bb
5	5 180307M1_10	Standard	12.500	4.31	27554.297	27554.297	12.500	12.5	0.0	NO		NO	bb
6	6 180307M1_11	Standard	12.500	4.31	30030.795	30030.795	12.500	12.5	0.0	NO		NO	bb
7	7 180307M1_12	Standard	12.500	4.31	29160.016	29160.016	12.500	12.5	0.0	NO		NO	bb
8	8 180307M1_13	Standard	12.500	4.31	29196.936	29196.936	12.500	12.5	0.0	NO		NO	bb
9	9 180307M1_14	Standard	12.500	4.31	28385.531	28385.531	12.500	12.5	0.0	NO		NO	bb
10	10 180307M1_15	Standard	12.500	4.31	25646.574	25646.574	12.500	12.5	0.0	NO		NO	bb

Dataset: F:\Projects\PFAS.PRO\Results\180307M1\180307M1-CRV_B.qld

Last Altered: Thursday, March 08, 2018 11:45:01 Pacific Standard Time
 Printed: Thursday, March 08, 2018 11:54:45 Pacific Standard Time

Compound name: 13C9-PFNA

Response Factor: 1

RRF SD: 8.27511e-017, Relative SD: 8.27511e-015

Response type: Internal Std (Ref 61), Area * (IS Conc. / IS Area)

Curve type: RF

	# Name	Type	Std. Conc	RT	Area	IS Area	Response	Conc.	%Dev	Conc. Flag	CoD	CoD Flag	x=excluded
1	1 180307M1_6	Standard	12.500	4.75	30077.711	30077.711	12.500	12.5	0.0	NO		NO	bb
2	2 180307M1_7	Standard	12.500	4.75	33846.863	33846.863	12.500	12.5	0.0	NO		NO	bb
3	3 180307M1_8	Standard	12.500	4.75	28731.975	28731.975	12.500	12.5	0.0	NO		NO	bb
4	4 180307M1_9	Standard	12.500	4.75	28225.410	28225.410	12.500	12.5	0.0	NO		NO	bb
5	5 180307M1_10	Standard	12.500	4.75	30781.453	30781.453	12.500	12.5	0.0	NO		NO	bb
6	6 180307M1_11	Standard	12.500	4.75	28249.201	28249.201	12.500	12.5	0.0	NO		NO	bb
7	7 180307M1_12	Standard	12.500	4.75	30257.328	30257.328	12.500	12.5	0.0	NO		NO	bb
8	8 180307M1_13	Standard	12.500	4.75	29683.301	29683.301	12.500	12.5	0.0	NO		NO	bb
9	9 180307M1_14	Standard	12.500	4.75	29580.977	29580.977	12.500	12.5	0.0	NO		NO	bb
10	10 180307M1_15	Standard	12.500	4.75	26389.727	26389.727	12.500	12.5	0.0	NO		NO	bb

Compound name: 13C4-PFOS

Response Factor: 1

RRF SD: 7.40149e-017, Relative SD: 7.40149e-015

Response type: Internal Std (Ref 62), Area * (IS Conc. / IS Area)

Curve type: RF

	# Name	Type	Std. Conc	RT	Area	IS Area	Response	Conc.	%Dev	Conc. Flag	CoD	CoD Flag	x=excluded
1	1 180307M1_6	Standard	12.500	4.83	6658.142	6658.142	12.500	12.5	0.0	NO		NO	bb
2	2 180307M1_7	Standard	12.500	4.83	5995.685	5995.685	12.500	12.5	0.0	NO		NO	bb
3	3 180307M1_8	Standard	12.500	4.84	6100.896	6100.896	12.500	12.5	0.0	NO		NO	bb
4	4 180307M1_9	Standard	12.500	4.84	5356.792	5356.792	12.500	12.5	0.0	NO		NO	bb
5	5 180307M1_10	Standard	12.500	4.83	6122.242	6122.242	12.500	12.5	0.0	NO		NO	bb
6	6 180307M1_11	Standard	12.500	4.83	6863.106	6863.106	12.500	12.5	0.0	NO		NO	bb
7	7 180307M1_12	Standard	12.500	4.83	6626.779	6626.779	12.500	12.5	0.0	NO		NO	bb
8	8 180307M1_13	Standard	12.500	4.84	5867.872	5867.872	12.500	12.5	0.0	NO		NO	bb
9	9 180307M1_14	Standard	12.500	4.84	5731.844	5731.844	12.500	12.5	0.0	NO		NO	bb
10	10 180307M1_15	Standard	12.500	4.84	5731.848	5731.848	12.500	12.5	0.0	NO		NO	bb

Dataset: F:\Projects\PFAS.PRO\Results\180307M1\180307M1-CRV_B.qld

Last Altered: Thursday, March 08, 2018 11:45:01 Pacific Standard Time
 Printed: Thursday, March 08, 2018 11:54:45 Pacific Standard Time

Compound name: 13C6-PFDA

Response Factor: 1

RRF SD: 3.70074e-017, Relative SD: 3.70074e-015

Response type: Internal Std (Ref 63), Area * (IS Conc. / IS Area)

Curve type: RF

	# Name	Type	Std. Conc	RT	Area	IS Area	Response	Conc.	%Dev	Conc. Flag	CoD	CoD Flag	x=excluded
1	1 180307M1_6	Standard	12.500	5.13	34230.645	34230.645	12.500	12.5	0.0	NO		NO	bb
2	2 180307M1_7	Standard	12.500	5.13	32747.201	32747.201	12.500	12.5	0.0	NO		NO	bb
3	3 180307M1_8	Standard	12.500	5.13	32481.039	32481.039	12.500	12.5	0.0	NO		NO	bb
4	4 180307M1_9	Standard	12.500	5.13	33832.254	33832.254	12.500	12.5	0.0	NO		NO	bb
5	5 180307M1_10	Standard	12.500	5.13	32671.717	32671.717	12.500	12.5	0.0	NO		NO	bb
6	6 180307M1_11	Standard	12.500	5.13	33614.219	33614.219	12.500	12.5	0.0	NO		NO	bb
7	7 180307M1_12	Standard	12.500	5.12	30802.908	30802.908	12.500	12.5	0.0	NO		NO	bb
8	8 180307M1_13	Standard	12.500	5.13	30330.973	30330.973	12.500	12.5	0.0	NO		NO	bb
9	9 180307M1_14	Standard	12.500	5.13	31407.287	31407.287	12.500	12.5	0.0	NO		NO	bb
10	10 180307M1_15	Standard	12.500	5.13	27778.793	27778.793	12.500	12.5	0.0	NO		NO	bb

Compound name: 13C7-PFUDa

Response Factor: 1

RRF SD: 5.23364e-017, Relative SD: 5.23364e-015

Response type: Internal Std (Ref 64), Area * (IS Conc. / IS Area)

Curve type: RF

	# Name	Type	Std. Conc	RT	Area	IS Area	Response	Conc.	%Dev	Conc. Flag	CoD	CoD Flag	x=excluded
1	1 180307M1_6	Standard	12.500	5.45	32989.410	32989.410	12.500	12.5	0.0	NO		NO	bb
2	2 180307M1_7	Standard	12.500	5.45	36228.250	36228.250	12.500	12.5	0.0	NO		NO	bb
3	3 180307M1_8	Standard	12.500	5.45	33282.211	33282.211	12.500	12.5	0.0	NO		NO	bb
4	4 180307M1_9	Standard	12.500	5.46	36012.574	36012.574	12.500	12.5	0.0	NO		NO	bb
5	5 180307M1_10	Standard	12.500	5.45	38909.535	38909.535	12.500	12.5	0.0	NO		NO	bb
6	6 180307M1_11	Standard	12.500	5.45	33203.250	33203.250	12.500	12.5	0.0	NO		NO	bb
7	7 180307M1_12	Standard	12.500	5.45	31065.139	31065.139	12.500	12.5	0.0	NO		NO	bb
8	8 180307M1_13	Standard	12.500	5.46	35045.059	35045.059	12.500	12.5	0.0	NO		NO	bb
9	9 180307M1_14	Standard	12.500	5.45	27414.619	27414.619	12.500	12.5	0.0	NO		NO	bb
10	10 180307M1_15	Standard	12.500	5.45	30221.021	30221.021	12.500	12.5	0.0	NO		NO	bb

Dataset: F:\Projects\PFAS.PRO\Results\180307M1\180307M1-CRV_B.qld

Last Altered: Thursday, March 08, 2018 13:04:56 Pacific Standard Time

Printed: Thursday, March 08, 2018 13:07:12 Pacific Standard Time

Method: F:\Projects\PFAS.PRO\MethDB\PFAS_FULL_80C_030718.mdb 08 Mar 2018 11:04:14

Calibration: F:\Projects\PFAS.PRO\CurveDB\C18_VAL-PFAS_Q4_03-07-18-FULL.cdb 08 Mar 2018 13:04:56

Name: 180307M1_6, Date: 07-Mar-2018, Time: 16:57:52, ID: ST180307M1-1 PFC CS-2 18C0602, Description: PFC CS-2 18C0602

	# Name	IS#	CoD	CoD Flag	%RSD
1	1 PFBA	34	0.9998	NO	
2	2 PFPeA	35	0.9997	NO	
3	3 PFBS	36	0.9994	NO	
4	4 4:2 FTS	36	0.9986	NO	
5	5 PFHxA	37	0.9988	NO	
6	6 PFPeS	36	0.9977	NO	
7	7 PFHpA	38	0.9994	NO	
8	8 L-PFHxS	39	0.9982	NO	
9	10 6:2 FTS	40	0.9973	NO	
10	11 L-PFOA	41	0.9994	NO	
11	13 PFHpS	41	0.9992	NO	
12	14 PFNA	42	0.9991	NO	
13	15 PFOSA	43	0.9994	NO	
14	16 L-PFOS	44	0.9943	NO	
15	18 PFDA	45	0.9998	NO	
16	19 8:2 FTS	46	0.9950	NO	
17	20 PFNS	44	0.9917	NO	
18	21 N-MeFOSAA	47	0.9988	NO	
19	22 N-EtFOSAA	48	0.9999	NO	
20	23 PFUdA	49	0.9994	NO	
21	24 PFDS	49	0.9996	NO	
22	25 PFDoA	50	0.9997	NO	
23	26 N-MeFOSA	51	0.9920	NO	
24	27 PFTTrDA	50	0.9991	NO	
25	28 PFTeDA	52	0.9967	NO	
26	29 N-EtFOSA	53	0.9999	NO	
27	30 PFHxDA	54	0.9997	NO	
28	31 PFODA	54	0.9991	NO	
29	32 N-MeFOSE	55	0.9994	NO	
30	33 N-EtFOSE	56	0.9955	NO	
31	34 13C3-PFBA	57		NO	2.448
32	35 13C3-PFPeA	58		NO	2.937

Dataset: F:\Projects\PFAS.PRO\Results\180307M1\180307M1-CRV_B.qld

Last Altered: Thursday, March 08, 2018 13:04:56 Pacific Standard Time

Printed: Thursday, March 08, 2018 13:07:12 Pacific Standard Time

Name: 180307M1_6, Date: 07-Mar-2018, Time: 16:57:52, ID: ST180307M1-1 PFC CS-2 18C0602, Description: PFC CS-2 18C0602

	# Name	IS#	CoD	CoD Flag	%RSD
33	36 13C3-PFBS	58		NO	2.561
34	37 13C2-PFHxA	58		NO	2.823
35	38 13C4-PFHpA	58		NO	5.510
36	39 18O2-PFHxS	59		NO	8.497
37	40 13C2-6:2 FTS	60		NO	6.358
38	41 13C2-PFOA	60		NO	6.014
39	42 13C5-PFNA	61		NO	8.334
40	43 13C8-PFOSA	64		NO	7.992
41	44 13C8-PFOS	62		NO	10.339
42	45 13C2-PFDA	63		NO	4.590
43	46 13C2-8:2 FTS	58		NO	16.091
44	47 d3-N-MeFOSAA	64		NO	9.054
45	48 d5-N-EtFOSAA	64		NO	8.197
46	49 13C2-PFUdA	64		NO	7.403
47	50 13C2-PFDoA	64		NO	7.538
48	51 d3-N-MeFOSA	64		NO	8.996
49	52 13C2-PFTeDA	64		NO	13.976
50	53 d5-N-ETFOSA	64		NO	7.603
51	54 13C2-PFHxDA	64		NO	10.414
52	55 d7-N-MeFOSE	64		NO	12.108
53	56 d9-N-EtFOSE	64		NO	11.193
54	57 13C4-PFBA	57		NO	0.000
55	58 13C5-PFHxA	58		NO	0.000
56	59 13C3-PFHxS	59		NO	0.000
57	60 13C8-PFOA	60		NO	0.000
58	61 13C9-PFNA	61		NO	0.000
59	62 13C4-PFOS	62		NO	0.000
60	63 13C6-PFDA	63		NO	0.000
61	64 13C7-PFUdA	64		NO	0.000

Vista Analytical Laboratory

Dataset: Untitled

Last Altered: Thursday, March 08, 2018 12:23:10 Pacific Standard Time

Printed: Thursday, March 08, 2018 12:24:24 Pacific Standard Time

Method: F:\Projects\PFAS.PRO\MethDB\PFAS_FULL_80C_030718.mdb 08 Mar 2018 11:59:09

Calibration: F:\Projects\PFAS.PRO\CurveDB\C18_VAL-PFAS_Q4_03-07-18-FULL.cdb 08 Mar 2018 11:58:32

Compound name: PFBA

	Name	ID	Acq.Date	Acq.Time
1	180307M1_5	IPA	07-Mar-18	16:46:27
2	180307M1_6	ST180307M1-1 PFC CS-2 18C0602	07-Mar-18	16:57:52
3	180307M1_7	ST180307M1-2 PFC CS-1 18C0603	07-Mar-18	17:09:19
4	180307M1_8	ST180307M1-3 PFC CS0 18C0604	07-Mar-18	17:20:45
5	180307M1_9	ST180307M1-4 PFC CS1 18C0605	07-Mar-18	17:32:12
6	180307M1_10	ST180307M1-5 PFC CS2 18C0606	07-Mar-18	17:43:42
7	180307M1_11	ST180307M1-6 PFC CS3 18C0607	07-Mar-18	17:55:11
8	180307M1_12	ST180307M1-7 PFC CS4 18C0608	07-Mar-18	18:06:41
9	180307M1_13	ST180307M1-8 PFC CS5 18C0609	07-Mar-18	18:18:12
10	180307M1_14	ST180307M1-9 PFC CS6 18C0610	07-Mar-18	18:29:40
11	180307M1_15	ST180307M1-10 PFC CS7 18C0611	07-Mar-18	18:41:09
12	180307M1_16	IPA	07-Mar-18	18:52:38
13	180307M1_17	ICV180307M1-1 PFC ICV 18C0601	07-Mar-18	19:04:07
14	180307M1_18	IPA	07-Mar-18	19:15:34

Dataset: F:\Projects\PFAS.PRO\Results\180307M1\180307M1-CRV_B.qld

Last Altered: Thursday, March 08, 2018 11:45:01 Pacific Standard Time

Printed: Thursday, March 08, 2018 11:54:20 Pacific Standard Time

Method: F:\Projects\PFAS.PRO\MethDB\PFAS_FULL_80C_030718.mdb 08 Mar 2018 11:04:14

Calibration: F:\Projects\PFAS.PRO\CurveDB\C18_VAL-PFAS_Q4_03-07-18-FULL.cdb 08 Mar 2018 11:45:01

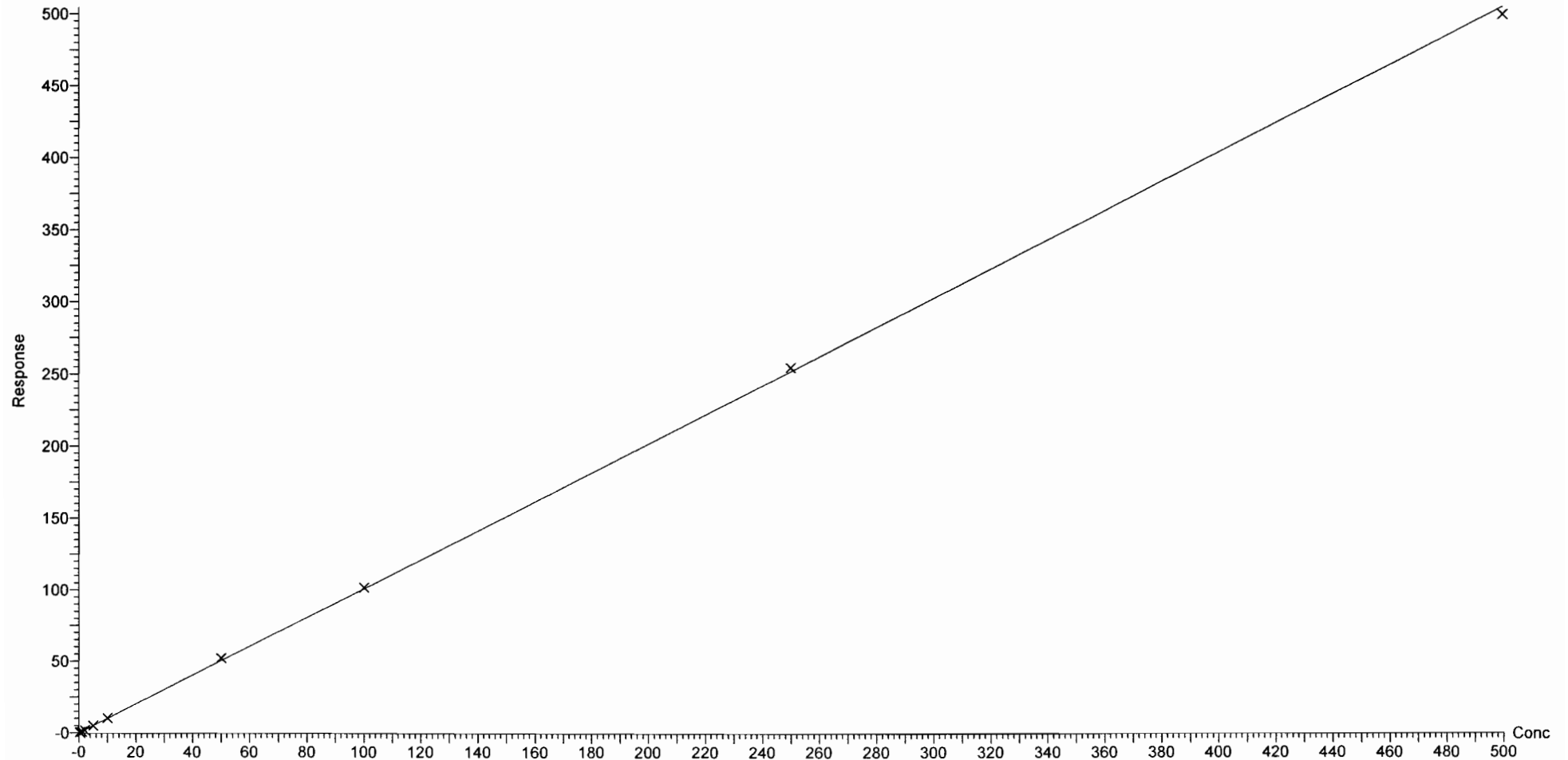
Compound name: PFBA

Correlation coefficient: $r = 0.999897$, $r^2 = 0.999793$

Calibration curve: $1.00856 * x + -0.022372$

Response type: Internal Std (Ref 34), Area * (IS Conc. / IS Area)

Curve type: Linear, Origin: Include, Weighting: 1/x, Axis trans: None



Dataset: F:\Projects\PFAS.PRO\Results\180307M1\180307M1-CRV_B.qld

Last Altered: Thursday, March 08, 2018 11:45:01 Pacific Standard Time

Printed: Thursday, March 08, 2018 11:54:20 Pacific Standard Time

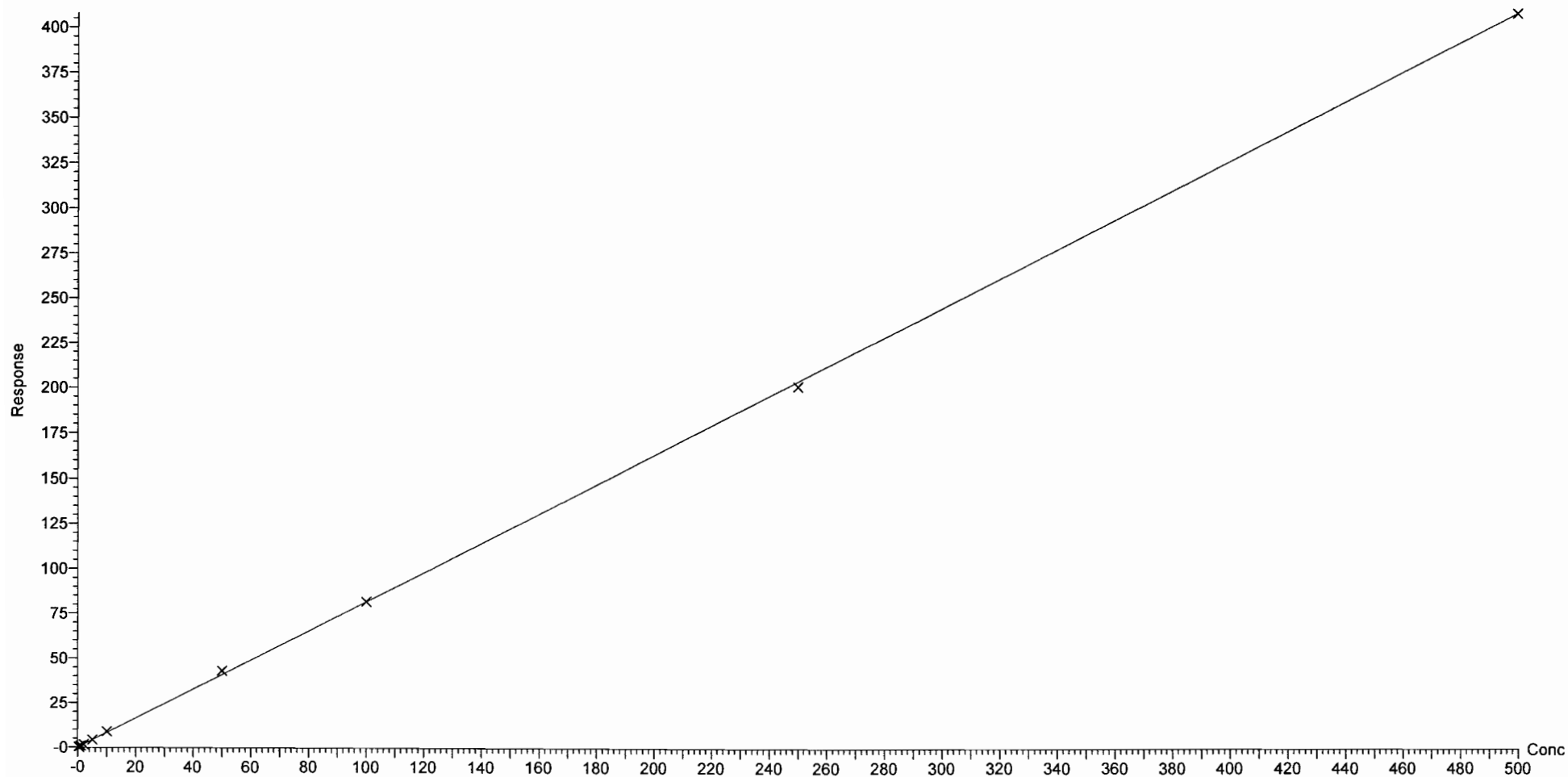
Compound name: PFPeA

Correlation coefficient: $r = 0.999865$, $r^2 = 0.999730$

Calibration curve: $0.815683 * x + 0.0460859$

Response type: Internal Std (Ref 35), Area * (IS Conc. / IS Area)

Curve type: Linear, Origin: Exclude, Weighting: 1/x, Axis trans: None



Dataset: F:\Projects\PFAS.PRO\Results\180307M1\180307M1-CRV_B.qld

Last Altered: Thursday, March 08, 2018 11:45:01 Pacific Standard Time

Printed: Thursday, March 08, 2018 11:54:20 Pacific Standard Time

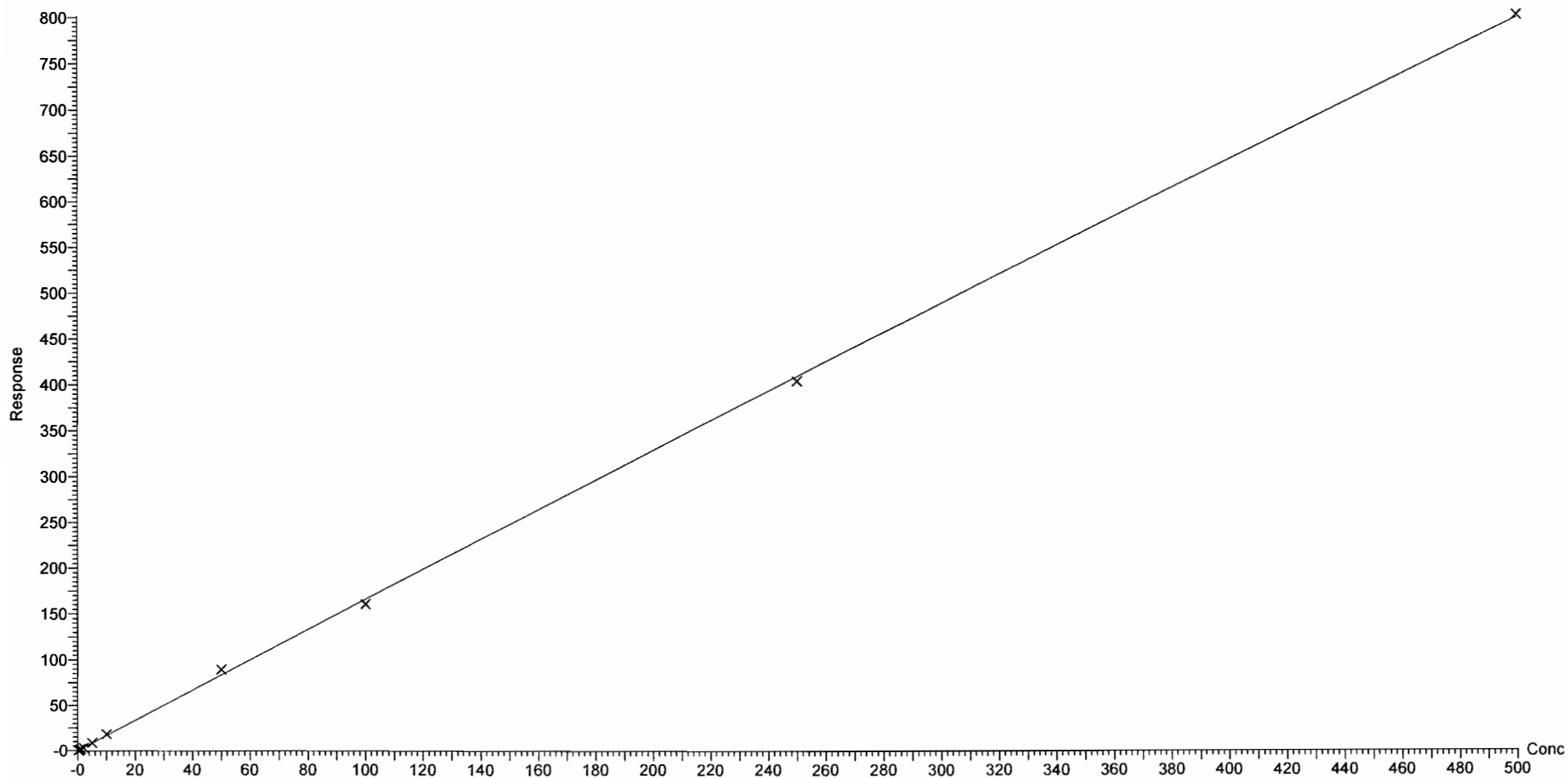
Compound name: PFBS

Coefficient of Determination: $R^2 = 0.999430$

Calibration curve: $-0.000158919 * x^2 + 1.67715 * x + -0.0687622$

Response type: Internal Std (Ref 36), Area * (IS Conc. / IS Area)

Curve type: 2nd Order, Origin: Exclude, Weighting: 1/x, Axis trans: None



Dataset: F:\Projects\PFAS.PRO\Results\180307M1\180307M1-CRV_B.qld

Last Altered: Thursday, March 08, 2018 11:45:01 Pacific Standard Time

Printed: Thursday, March 08, 2018 11:54:20 Pacific Standard Time

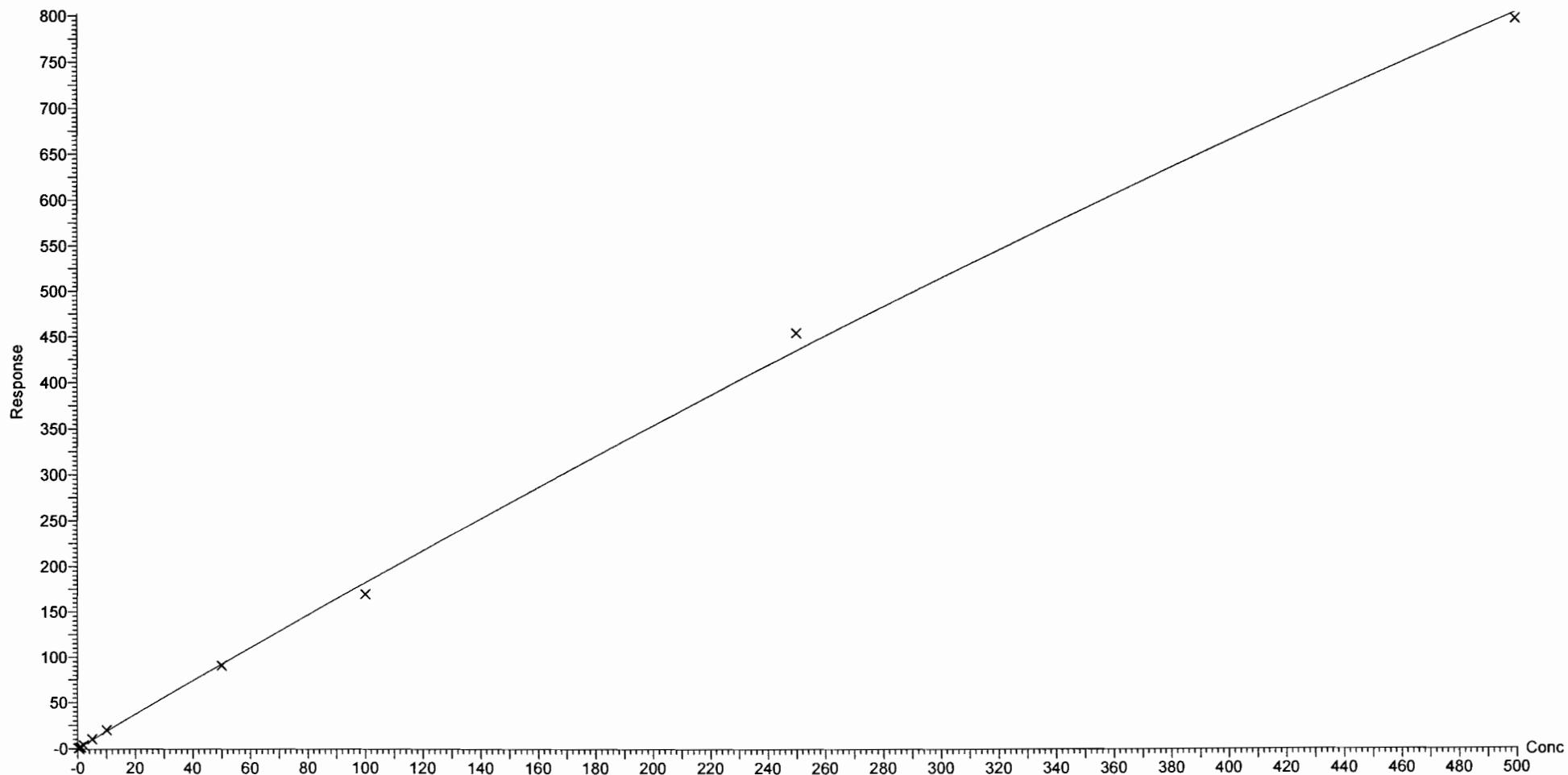
Compound name: 4:2 FTS

Coefficient of Determination: $R^2 = 0.998598$

Calibration curve: $-0.00054105 * x^2 + 1.8746 * x + 0.00712519$

Response type: Internal Std (Ref 36), Area * (IS Conc. / IS Area)

Curve type: 2nd Order, Origin: Exclude, Weighting: 1/x, Axis trans: None



Dataset: F:\Projects\PFAS.PRO\Results\180307M1\180307M1-CRV_B.qld

Last Altered: Thursday, March 08, 2018 11:45:01 Pacific Standard Time

Printed: Thursday, March 08, 2018 11:54:20 Pacific Standard Time

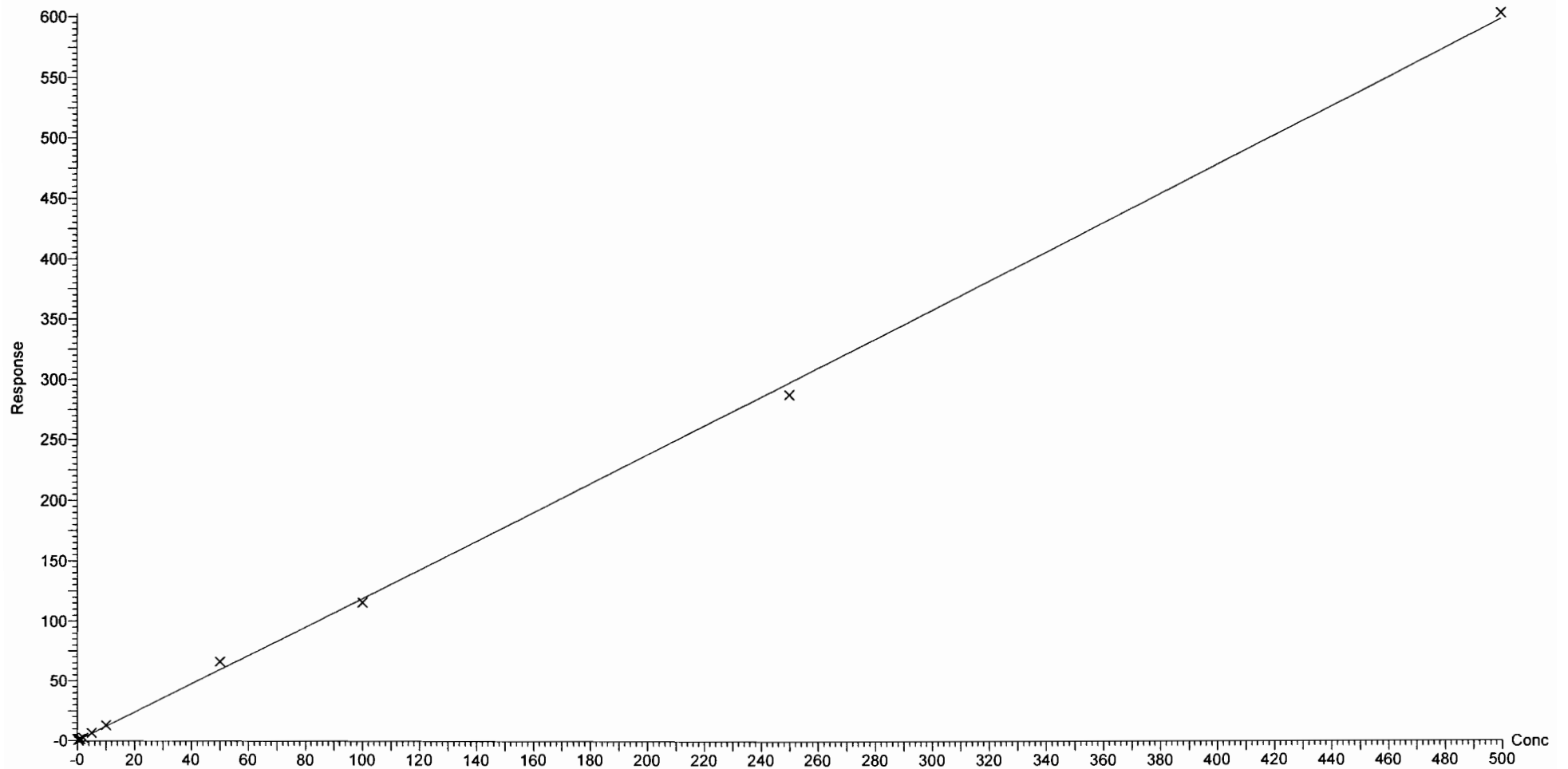
Compound name: PFHxA

Coefficient of Determination: $R^2 = 0.998788$

Calibration curve: $2.06682e-005 * x^2 + 1.18443 * x + 0.0839874$

Response type: Internal Std (Ref 37), Area * (IS Conc. / IS Area)

Curve type: 2nd Order, Origin: Include, Weighting: 1/x, Axis trans: None



Dataset: F:\Projects\PFAS.PRO\Results\180307M1\180307M1-CRV_B.qld

Last Altered: Thursday, March 08, 2018 11:45:01 Pacific Standard Time

Printed: Thursday, March 08, 2018 11:54:20 Pacific Standard Time

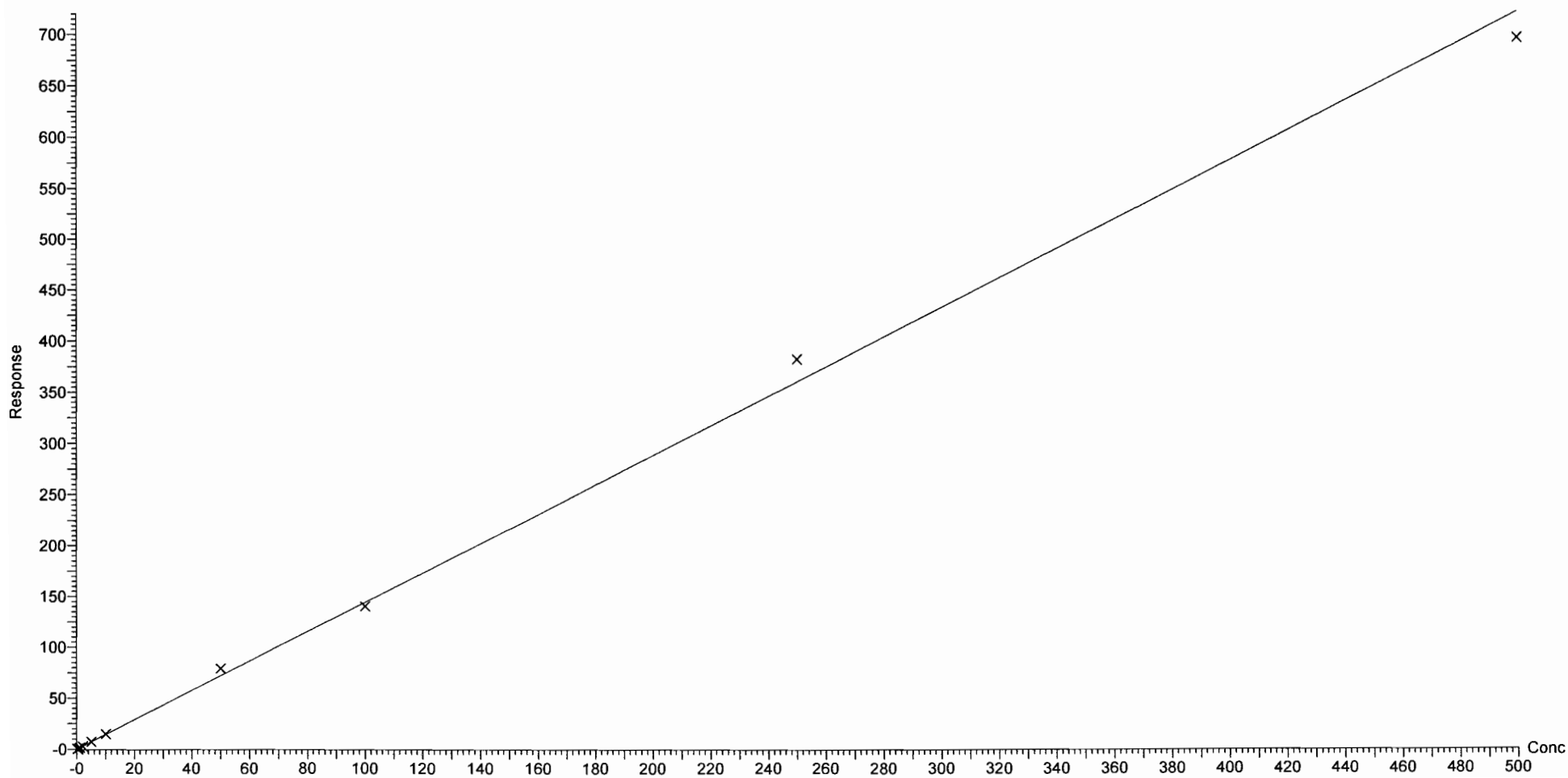
Compound name: PFPeS

Correlation coefficient: $r = 0.998848$, $r^2 = 0.997698$

Calibration curve: $1.44062 * x + 0.0351081$

Response type: Internal Std (Ref 36), Area * (IS Conc. / IS Area)

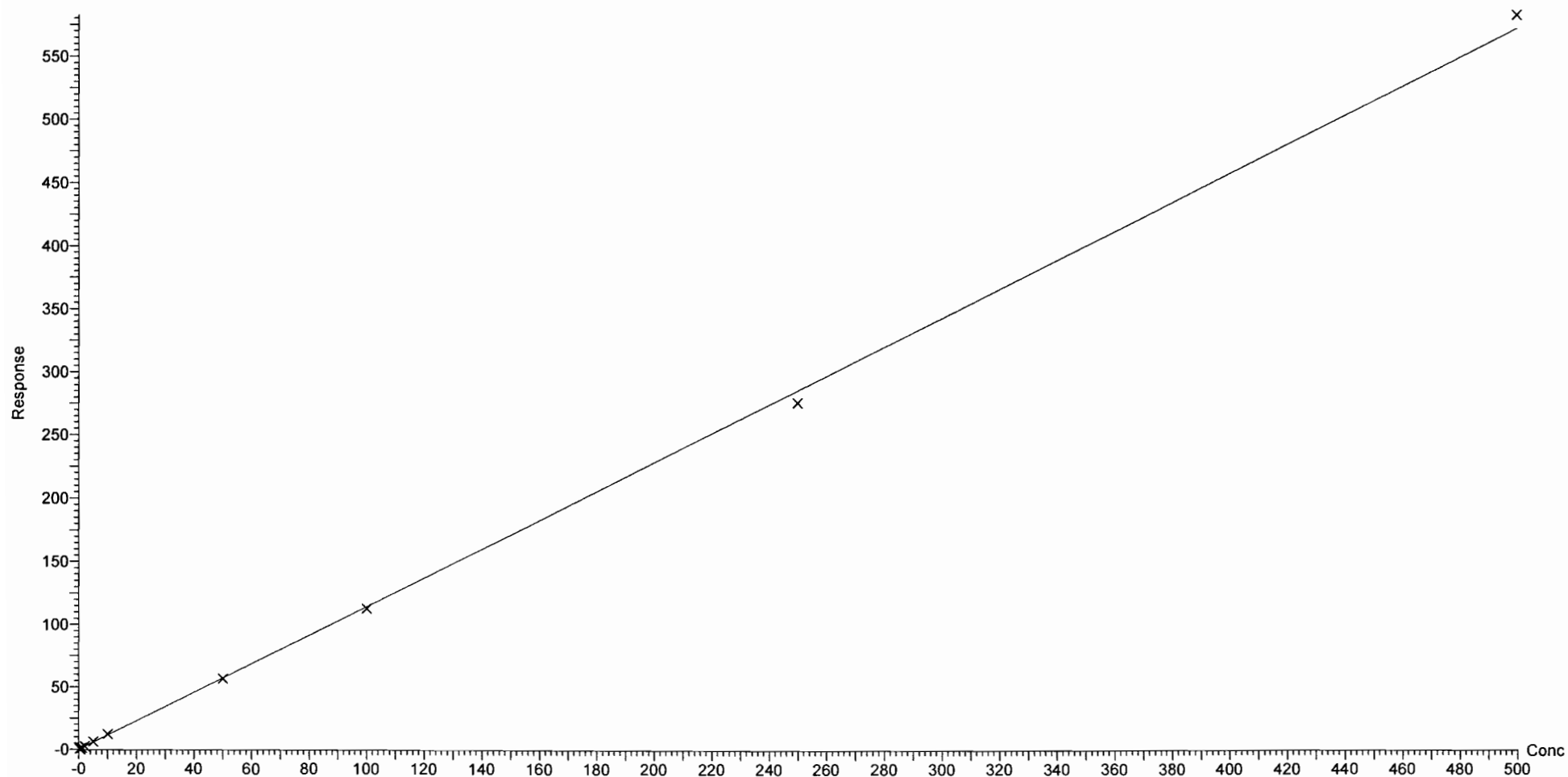
Curve type: Linear, Origin: Exclude, Weighting: 1/x, Axis trans: None



Dataset: F:\Projects\PFAS.PRO\Results\180307M1\180307M1-CRV_B.qld

Last Altered: Thursday, March 08, 2018 11:45:01 Pacific Standard Time
Printed: Thursday, March 08, 2018 11:54:20 Pacific Standard Time

Compound name: PFHpA
Correlation coefficient: $r = 0.999706$, $r^2 = 0.999412$
Calibration curve: $1.14274 * x + 0.100127$
Response type: Internal Std (Ref 38), Area * (IS Conc. / IS Area)
Curve type: Linear, Origin: Exclude, Weighting: 1/x, Axis trans: None



Dataset: F:\Projects\PFAS.PRO\Results\180307M1\180307M1-CRV_B.qld

Last Altered: Thursday, March 08, 2018 11:45:01 Pacific Standard Time

Printed: Thursday, March 08, 2018 11:54:20 Pacific Standard Time

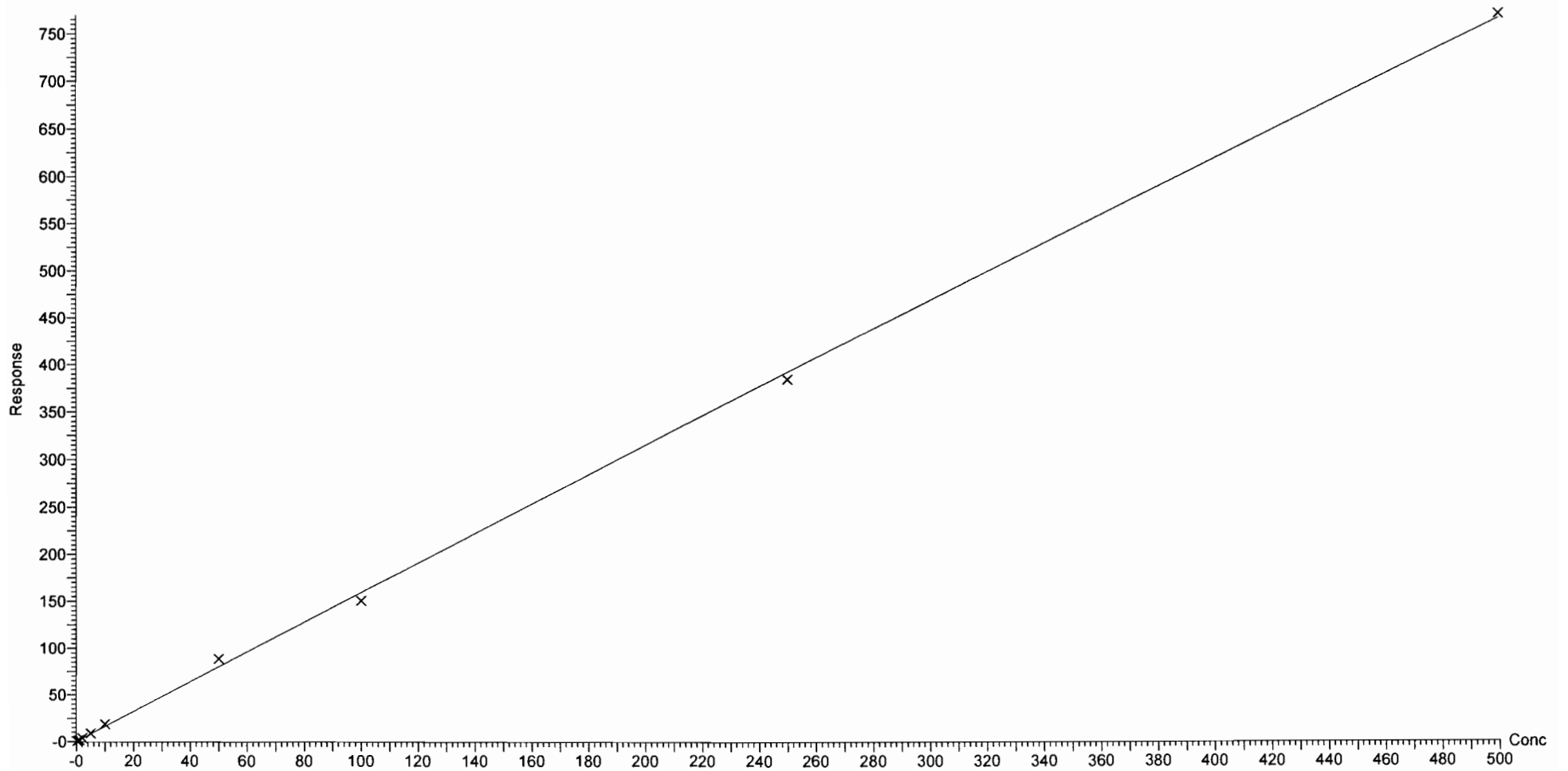
Compound name: L-PFHxS

Coefficient of Determination: $R^2 = 0.998479$

Calibration curve: $-0.000155194 * x^2 + 1.60684 * x + 0.149402$

Response type: Internal Std (Ref 39), Area * (IS Conc. / IS Area)

Curve type: 2nd Order, Origin: Exclude, Weighting: 1/x, Axis trans: None



Dataset: F:\Projects\PFAS.PRO\Results\180307M1\180307M1-CRV_B.qld

Last Altered: Thursday, March 08, 2018 11:45:01 Pacific Standard Time

Printed: Thursday, March 08, 2018 11:54:20 Pacific Standard Time

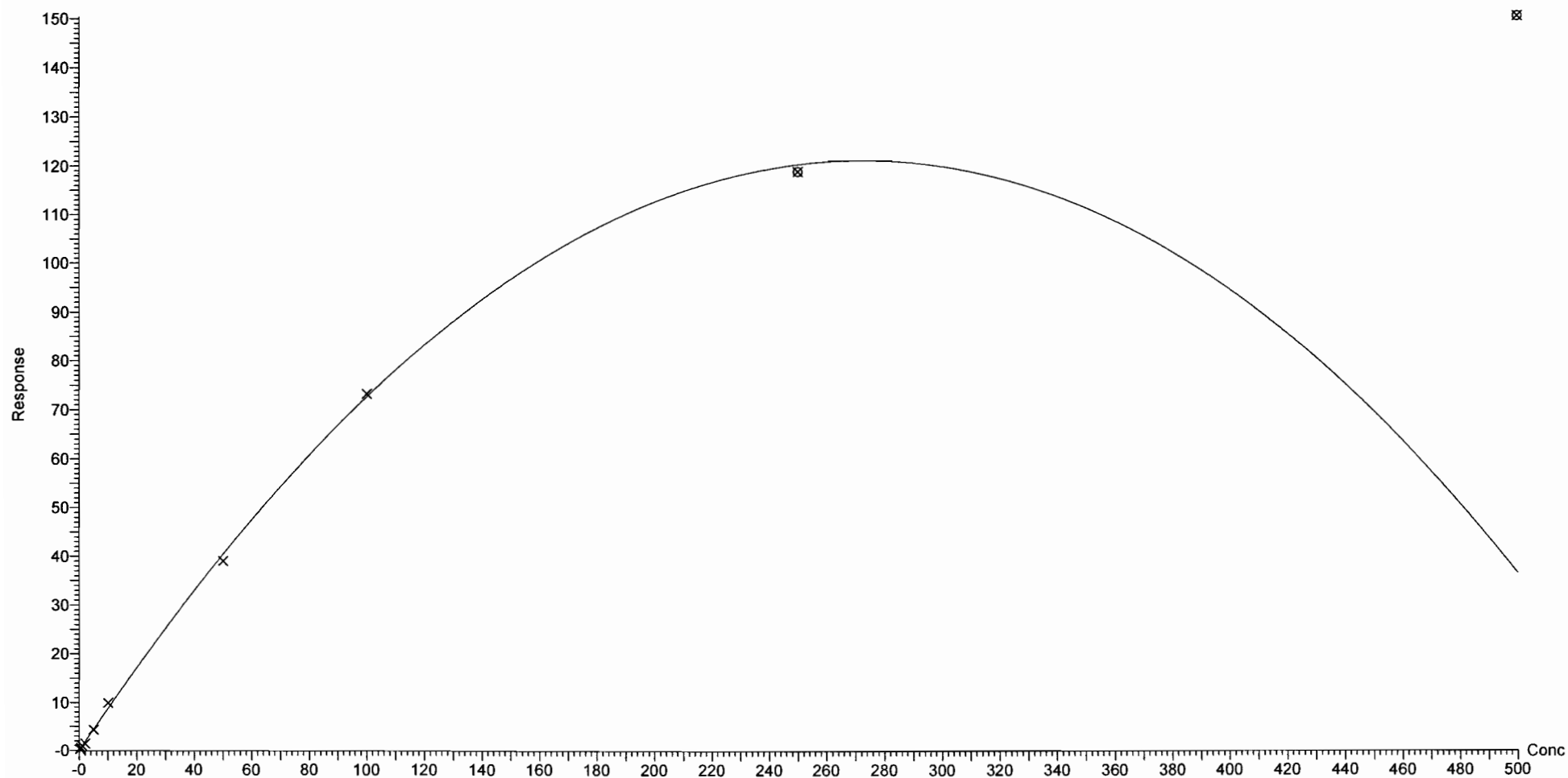
Compound name: 6:2 FTS

Coefficient of Determination: $R^2 = 0.997316$

Calibration curve: $-0.00163396 * x^2 + 0.889965 * x + 0.0235723$

Response type: Internal Std (Ref 40), Area * (IS Conc. / IS Area)

Curve type: 2nd Order, Origin: Include, Weighting: 1/x, Axis trans: None



Dataset: F:\Projects\PFAS.PRO\Results\180307M1\180307M1-CRV_B.qld

Last Altered: Thursday, March 08, 2018 11:45:01 Pacific Standard Time

Printed: Thursday, March 08, 2018 11:54:20 Pacific Standard Time

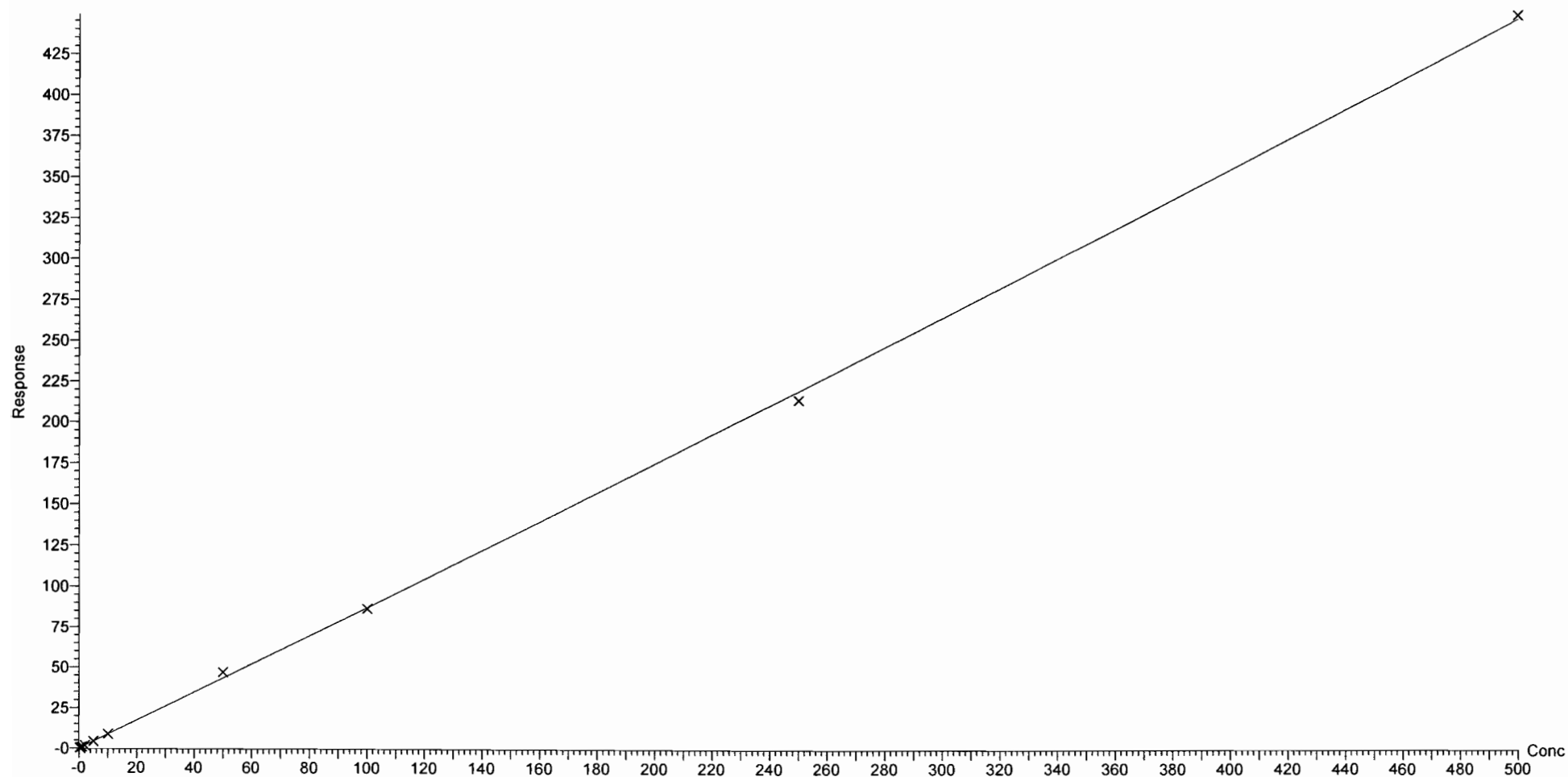
Compound name: L-PFOA

Coefficient of Determination: $R^2 = 0.999417$

Calibration curve: $5.73747e-005 * x^2 + 0.86389 * x + 0.0785332$

Response type: Internal Std (Ref 41), Area * (IS Conc. / IS Area)

Curve type: 2nd Order, Origin: Exclude, Weighting: 1/x, Axis trans: None



Dataset: F:\Projects\PFAS.PRO\Results\180307M1\180307M1-CRV_B.qld

Last Altered: Thursday, March 08, 2018 11:58:33 Pacific Standard Time

Printed: Thursday, March 08, 2018 12:09:19 Pacific Standard Time

Method: F:\Projects\PFAS.PRO\MethDB\PFAS_FULL_80C_030718.mdb 08 Mar 2018 11:04:14

Calibration: F:\Projects\PFAS.PRO\CurveDB\C18_VAL-PFAS_Q4_03-07-18-FULL.cdb 08 Mar 2018 11:58:32

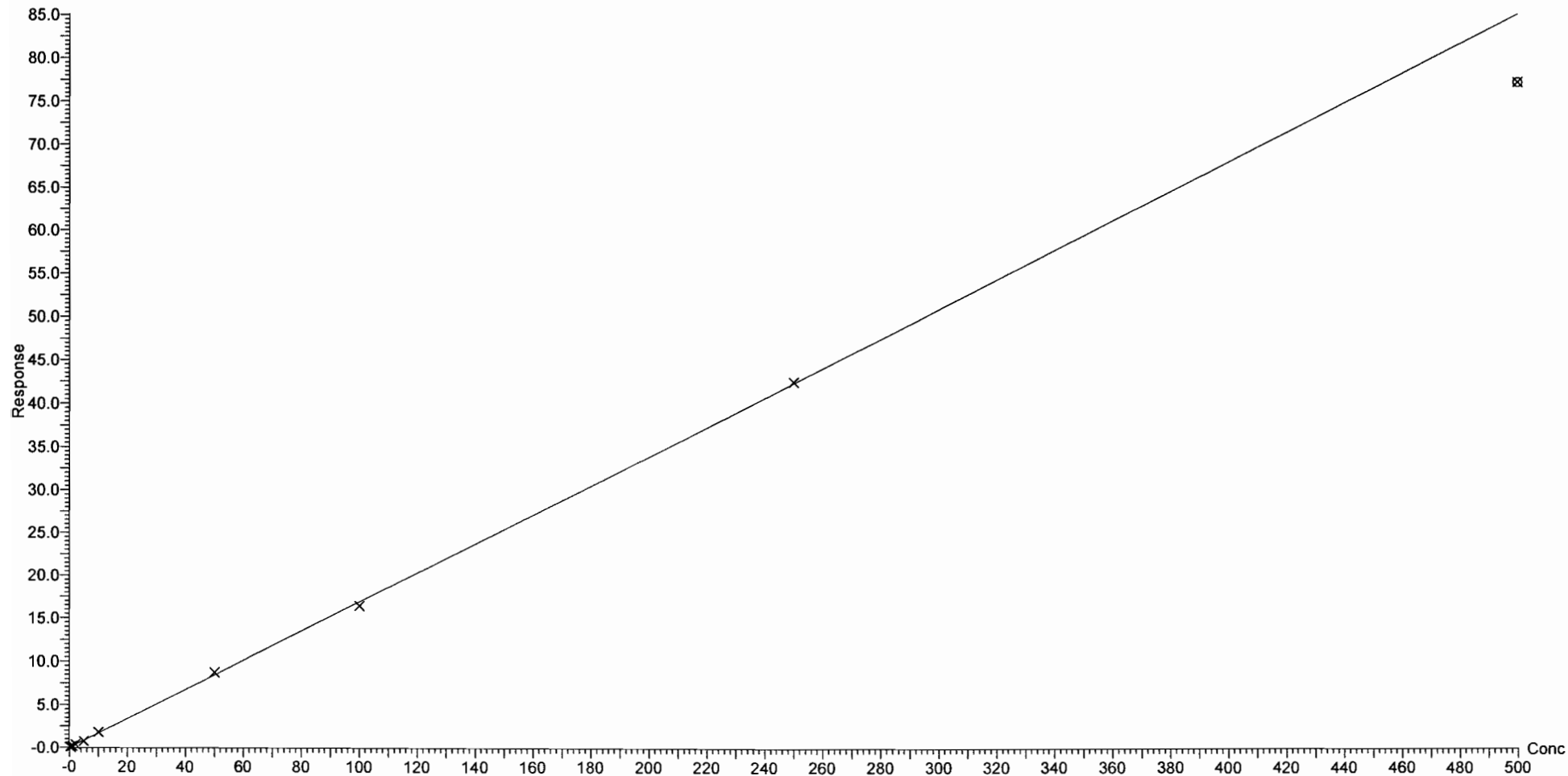
Compound name: PFHpS

Coefficient of Determination: $R^2 = 0.999237$

Calibration curve: $2.33731e-006 * x^2 + 0.16903 * x + -0.010638$

Response type: Internal Std (Ref 41), Area * (IS Conc. / IS Area)

Curve type: 2nd Order, Origin: Exclude, Weighting: 1/x, Axis trans: None



Dataset: F:\Projects\PFAS.PRO\Results\180307M1\180307M1-CRV_B.qld

Last Altered: Thursday, March 08, 2018 11:45:01 Pacific Standard Time

Printed: Thursday, March 08, 2018 11:54:20 Pacific Standard Time

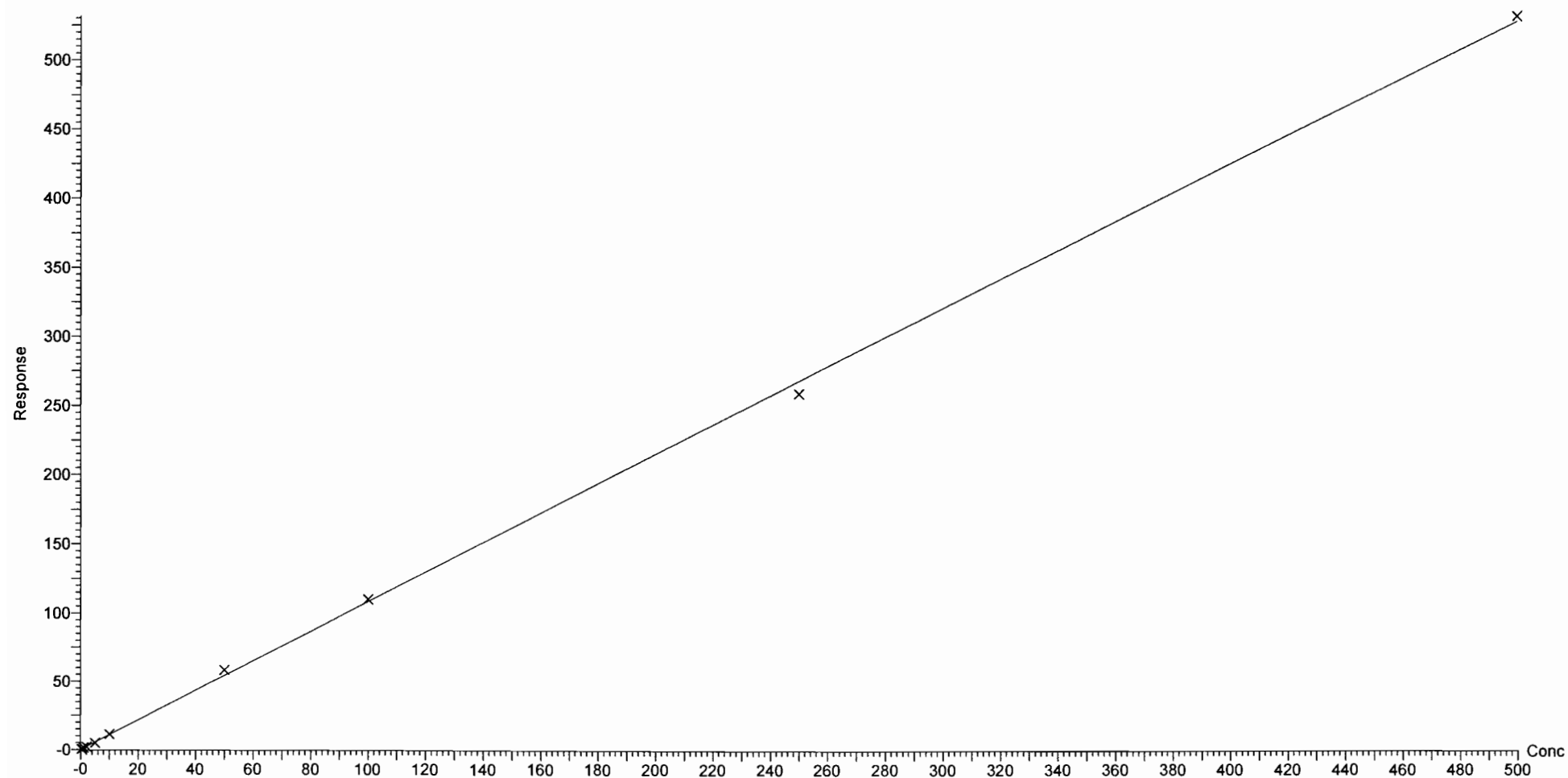
Compound name: PFNA

Coefficient of Determination: $R^2 = 0.999133$

Calibration curve: $-7.09061e-005 * x^2 + 1.09067 * x + 0.103342$

Response type: Internal Std (Ref 42), Area * (IS Conc. / IS Area)

Curve type: 2nd Order, Origin: Exclude, Weighting: 1/x, Axis trans: None



Dataset: F:\Projects\PFAS.PRO\Results\180307M1\180307M1-CRV_B.qld

Last Altered: Thursday, March 08, 2018 11:45:01 Pacific Standard Time

Printed: Thursday, March 08, 2018 11:54:20 Pacific Standard Time

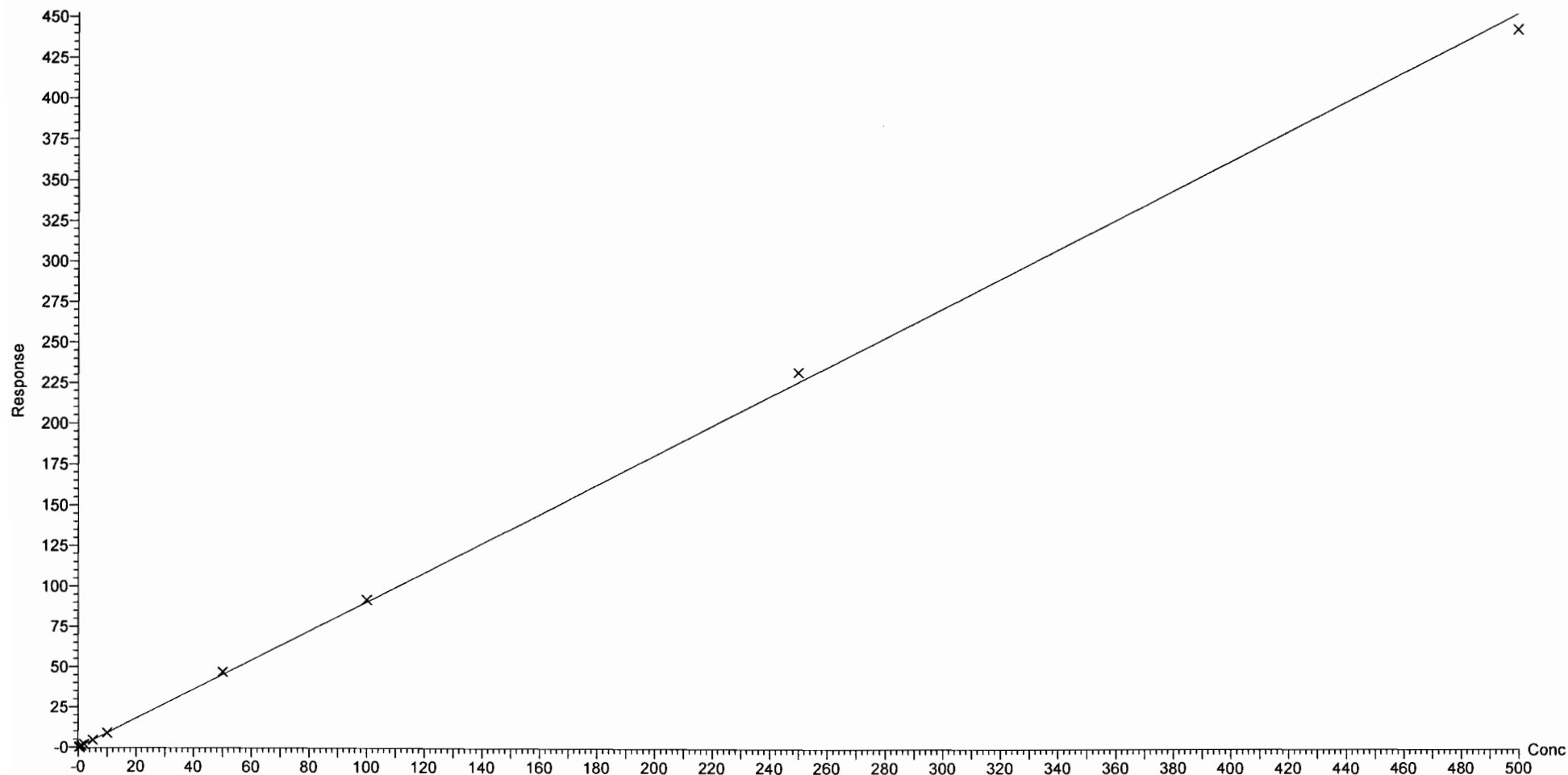
Compound name: PFOSA

Correlation coefficient: $r = 0.999687$, $r^2 = 0.999374$

Calibration curve: $0.904782 * x + -0.0377316$

Response type: Internal Std (Ref 43), Area * (IS Conc. / IS Area)

Curve type: Linear, Origin: Exclude, Weighting: 1/x, Axis trans: None



Dataset: F:\Projects\PFAS.PRO\Results\180307M1\180307M1-CRV_B.qld

Last Altered: Thursday, March 08, 2018 11:45:01 Pacific Standard Time

Printed: Thursday, March 08, 2018 11:54:20 Pacific Standard Time

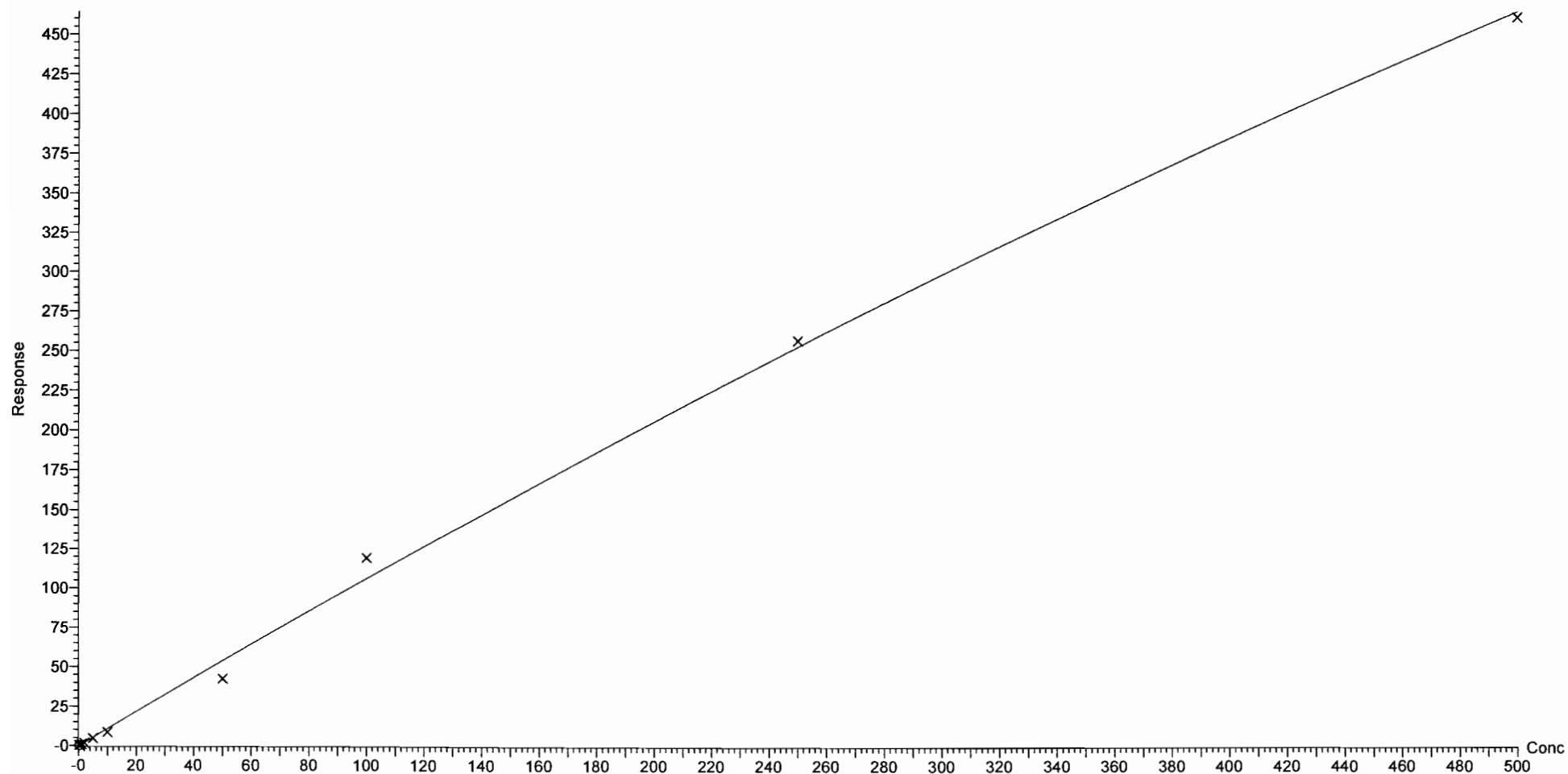
Compound name: L-PFOS

Coefficient of Determination: $R^2 = 0.994319$

Calibration curve: $-0.000338774 * x^2 + 1.09806 * x + -0.250673$

Response type: Internal Std (Ref 44), Area * (IS Conc. / IS Area)

Curve type: 2nd Order, Origin: Exclude, Weighting: 1/x, Axis trans: None



Dataset: F:\Projects\PFAS.PRO\Results\180307M1\180307M1-CRV_B.qld

Last Altered: Thursday, March 08, 2018 11:45:01 Pacific Standard Time

Printed: Thursday, March 08, 2018 11:54:20 Pacific Standard Time

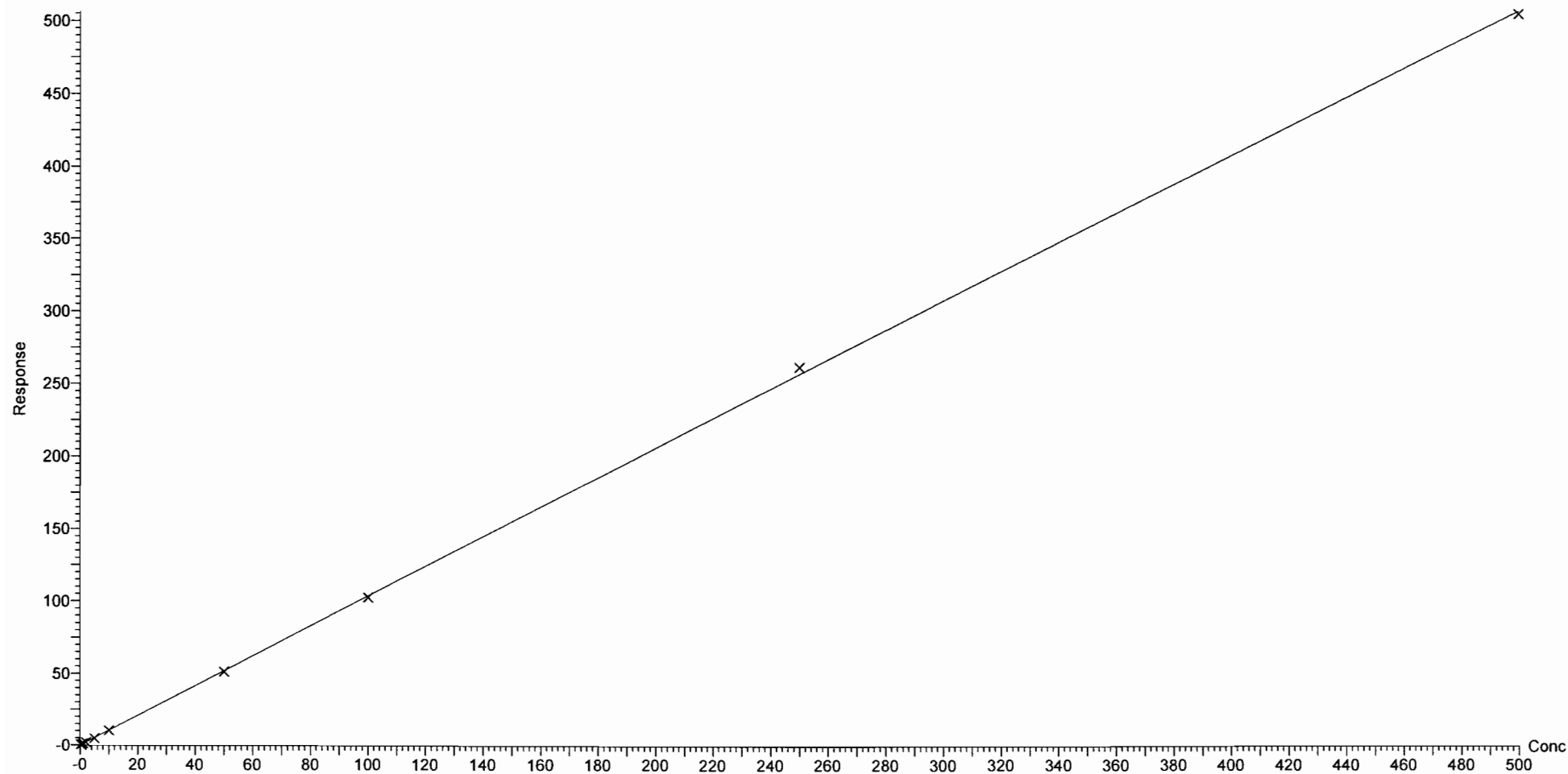
Compound name: PFDA

Coefficient of Determination: $R^2 = 0.999780$

Calibration curve: $-6.20967e-005 * x^2 + 1.04357 * x + -0.0162735$

Response type: Internal Std (Ref 45), Area * (IS Conc. / IS Area)

Curve type: 2nd Order, Origin: Exclude, Weighting: 1/x, Axis trans: None



Dataset: F:\Projects\PFAS.PRO\Results\180307M1\180307M1-CRV_B.qld

Last Altered: Thursday, March 08, 2018 11:45:01 Pacific Standard Time

Printed: Thursday, March 08, 2018 11:54:20 Pacific Standard Time

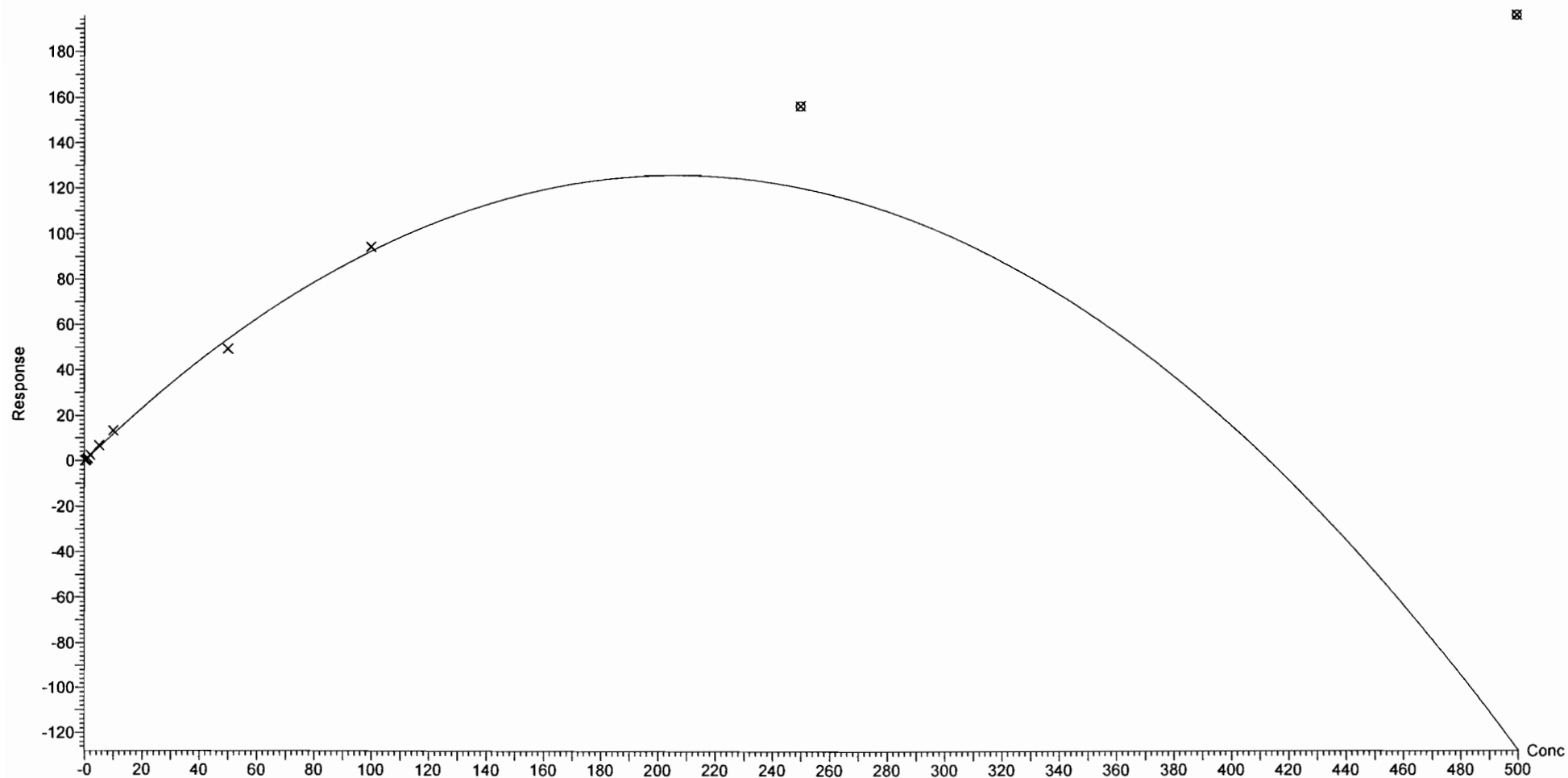
Compound name: 8:2 FTS

Coefficient of Determination: $R^2 = 0.994918$

Calibration curve: $-0.00295158 * x^2 + 1.22018 * x + -0.0610347$

Response type: Internal Std (Ref 46), Area * (IS Conc. / IS Area)

Curve type: 2nd Order, Origin: Exclude, Weighting: 1/x, Axis trans: None



Dataset: F:\Projects\PFAS.PRO\Results\180307M1\180307M1-CRV_B.qld

Last Altered: Thursday, March 08, 2018 11:45:01 Pacific Standard Time

Printed: Thursday, March 08, 2018 11:54:20 Pacific Standard Time

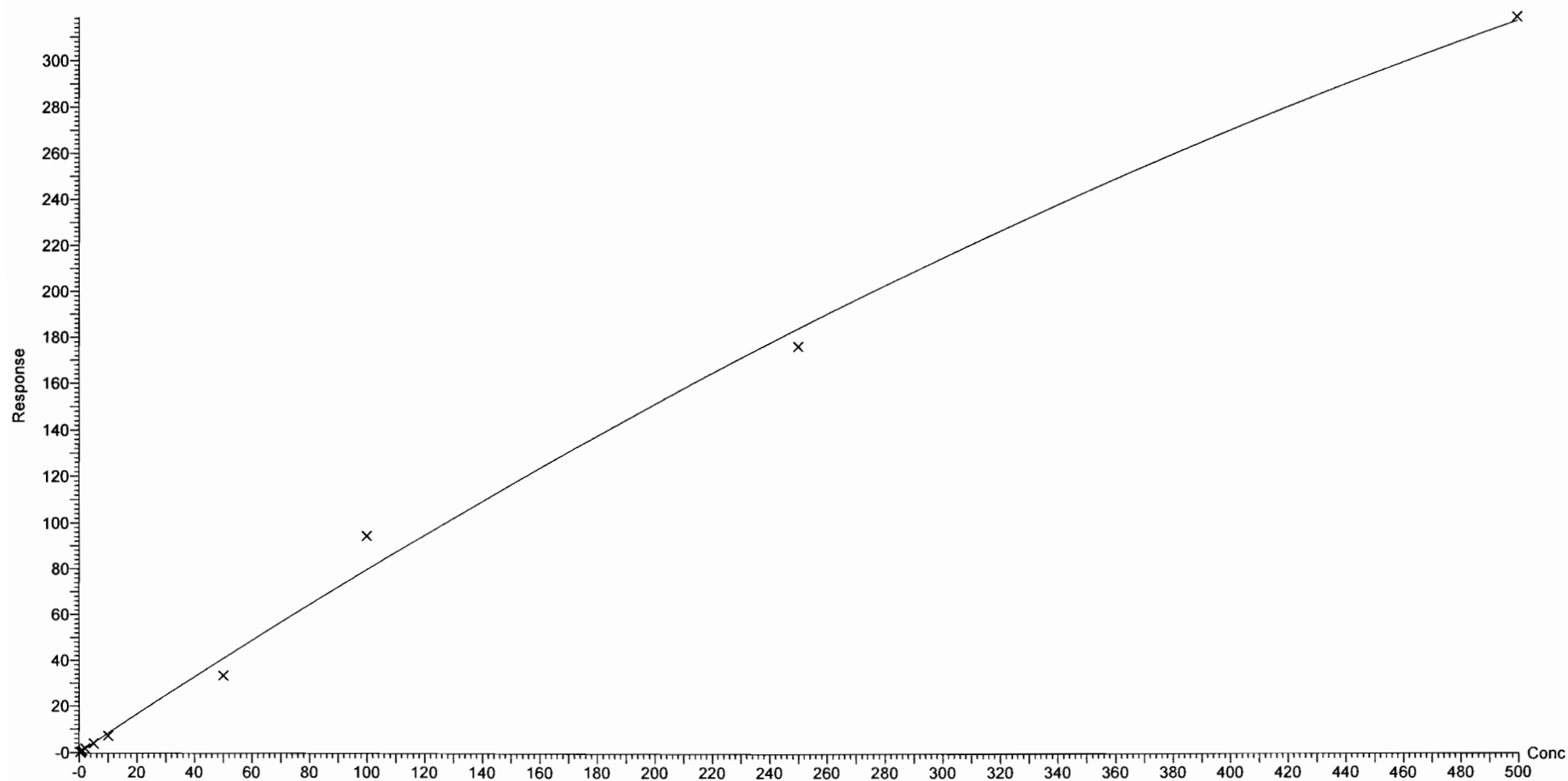
Compound name: PFNS

Coefficient of Determination: $R^2 = 0.991720$

Calibration curve: $-0.000412847 * x^2 + 0.839919 * x + -0.0462231$

Response type: Internal Std (Ref 44), Area * (IS Conc. / IS Area)

Curve type: 2nd Order, Origin: Exclude, Weighting: 1/x, Axis trans: None

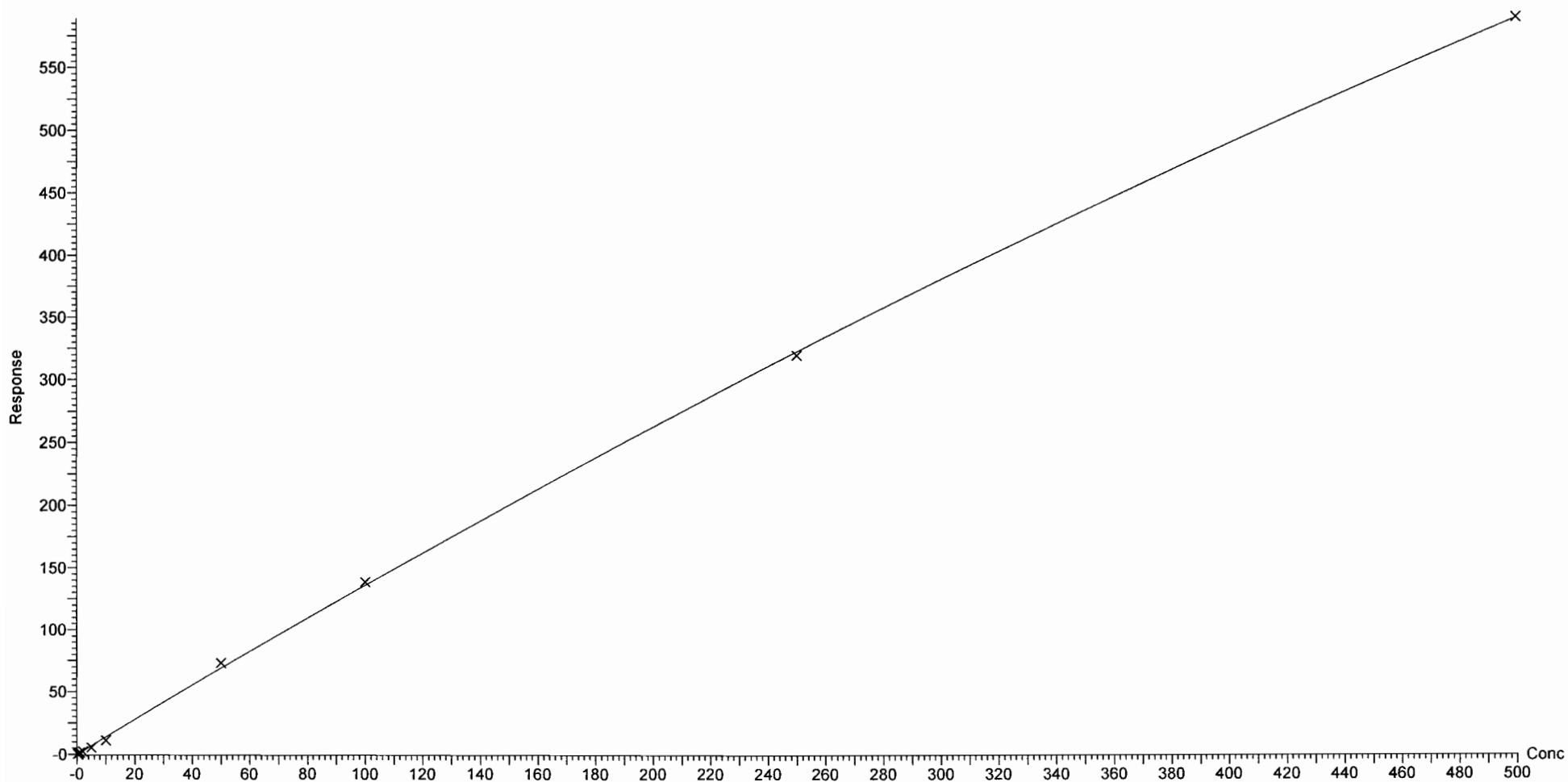


Dataset: F:\Projects\PFAS.PRO\Results\180307M1\180307M1-CRV_B.qld

Last Altered: Thursday, March 08, 2018 11:45:01 Pacific Standard Time

Printed: Thursday, March 08, 2018 11:54:20 Pacific Standard Time

Compound name: N-MeFOSAA
Coefficient of Determination: $R^2 = 0.998758$
Calibration curve: $-0.000457124 * x^2 + 1.40516 * x + -0.13662$
Response type: Internal Std (Ref 47), Area * (IS Conc. / IS Area)
Curve type: 2nd Order, Origin: Include, Weighting: 1/x, Axis trans: None



Dataset: F:\Projects\PFAS.PRO\Results\180307M1\180307M1-CRV_B.qld

Last Altered: Thursday, March 08, 2018 11:45:01 Pacific Standard Time

Printed: Thursday, March 08, 2018 11:54:20 Pacific Standard Time

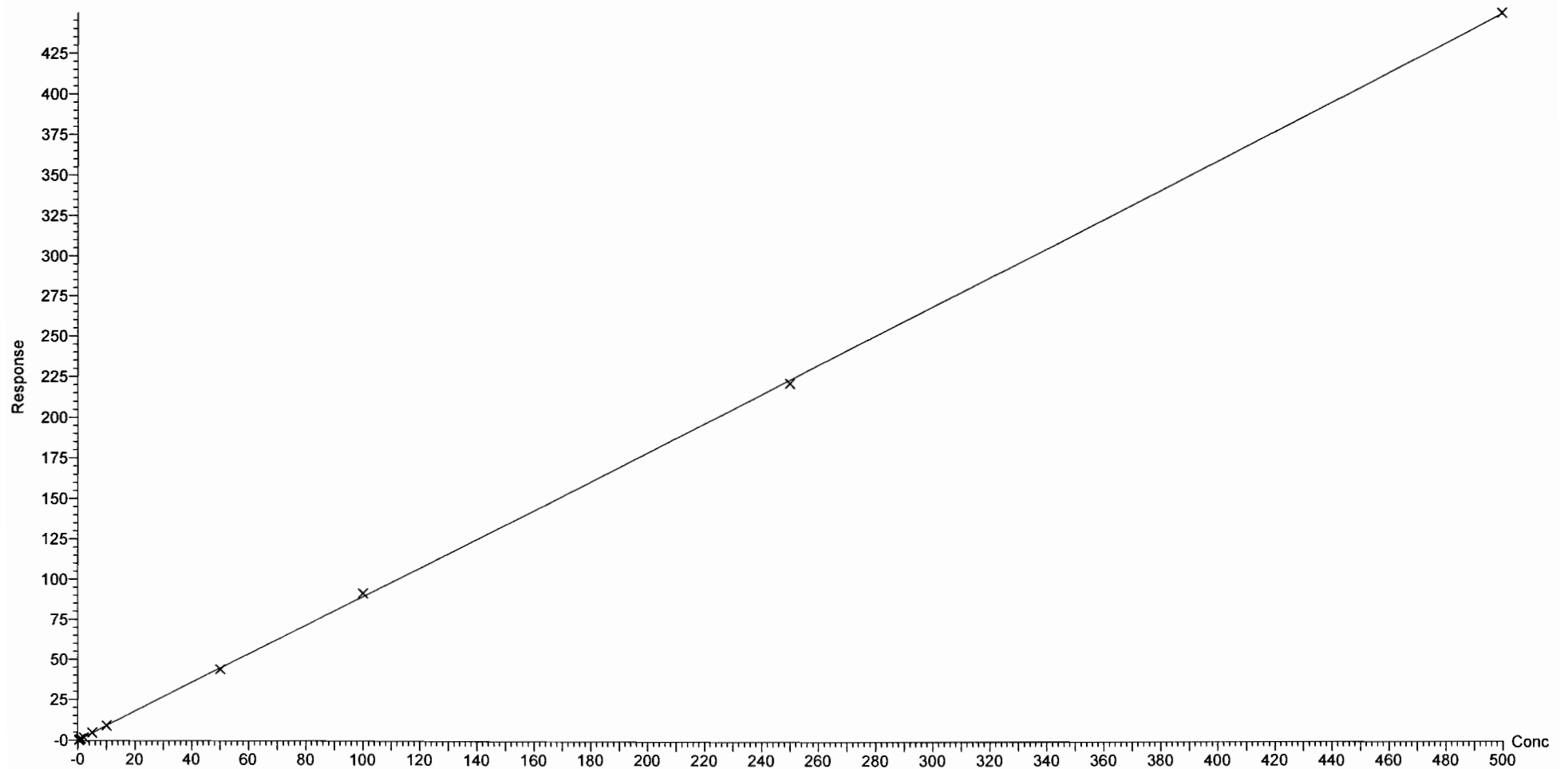
Compound name: N-EtFOSAA

Coefficient of Determination: $R^2 = 0.999877$

Calibration curve: $1.29194e-005 * x^2 + 0.891664 * x - 0.0100899$

Response type: Internal Std (Ref 48), Area * (IS Conc. / IS Area)

Curve type: 2nd Order, Origin: Include, Weighting: 1/x, Axis trans: None



Dataset: F:\Projects\PFAS.PRO\Results\180307M1\180307M1-CRV_B.qld

Last Altered: Thursday, March 08, 2018 11:45:01 Pacific Standard Time

Printed: Thursday, March 08, 2018 11:54:20 Pacific Standard Time

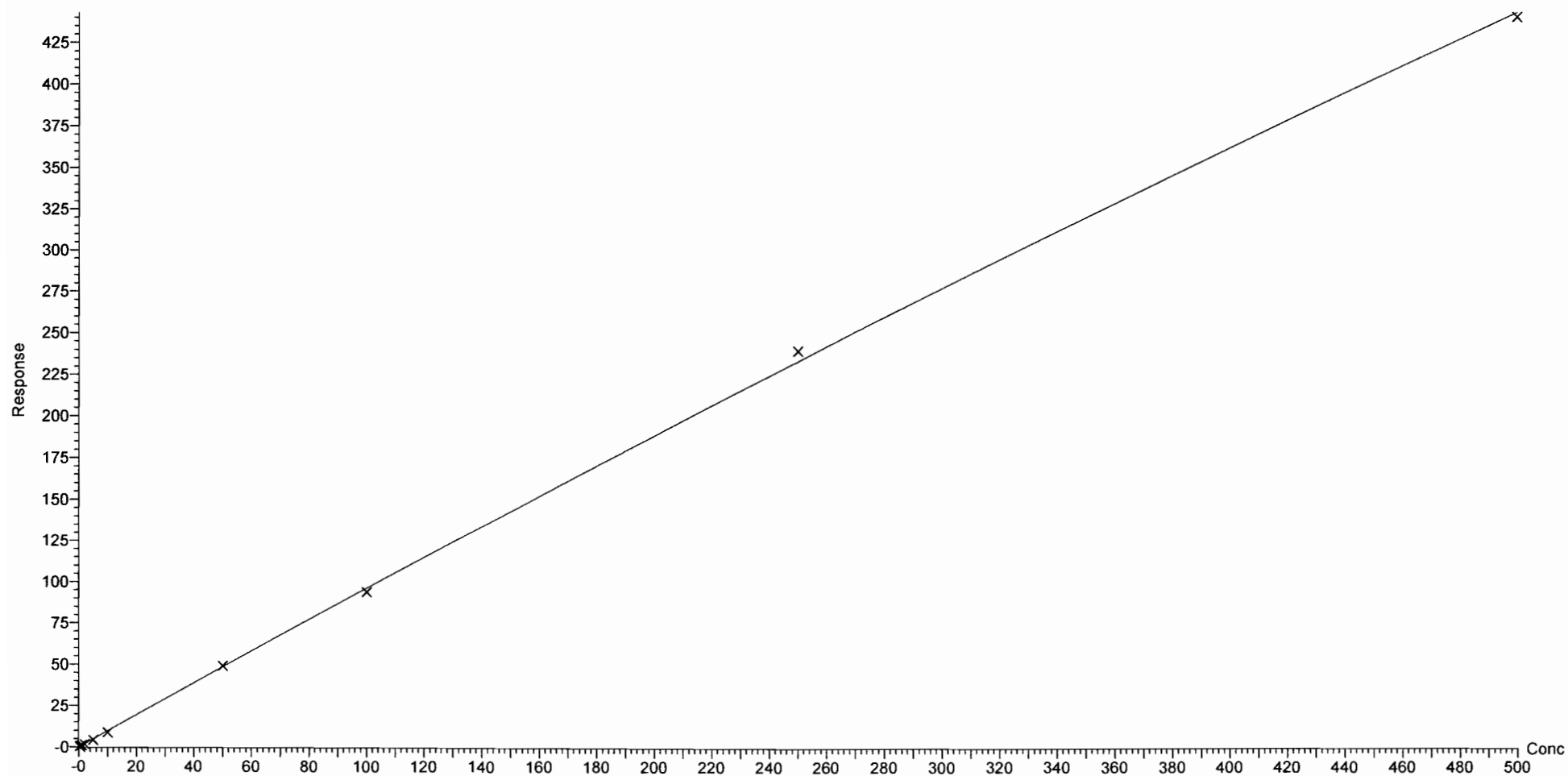
Compound name: PFUdA

Coefficient of Determination: $R^2 = 0.999365$

Calibration curve: $-0.0001944 * x^2 + 0.983025 * x + 0.00199177$

Response type: Internal Std (Ref 49), Area * (IS Conc. / IS Area)

Curve type: 2nd Order, Origin: Exclude, Weighting: 1/x, Axis trans: None



Dataset: F:\Projects\PFAS.PRO\Results\180307M1\180307M1-CRV_B.qld

Last Altered: Thursday, March 08, 2018 11:45:01 Pacific Standard Time

Printed: Thursday, March 08, 2018 11:54:20 Pacific Standard Time

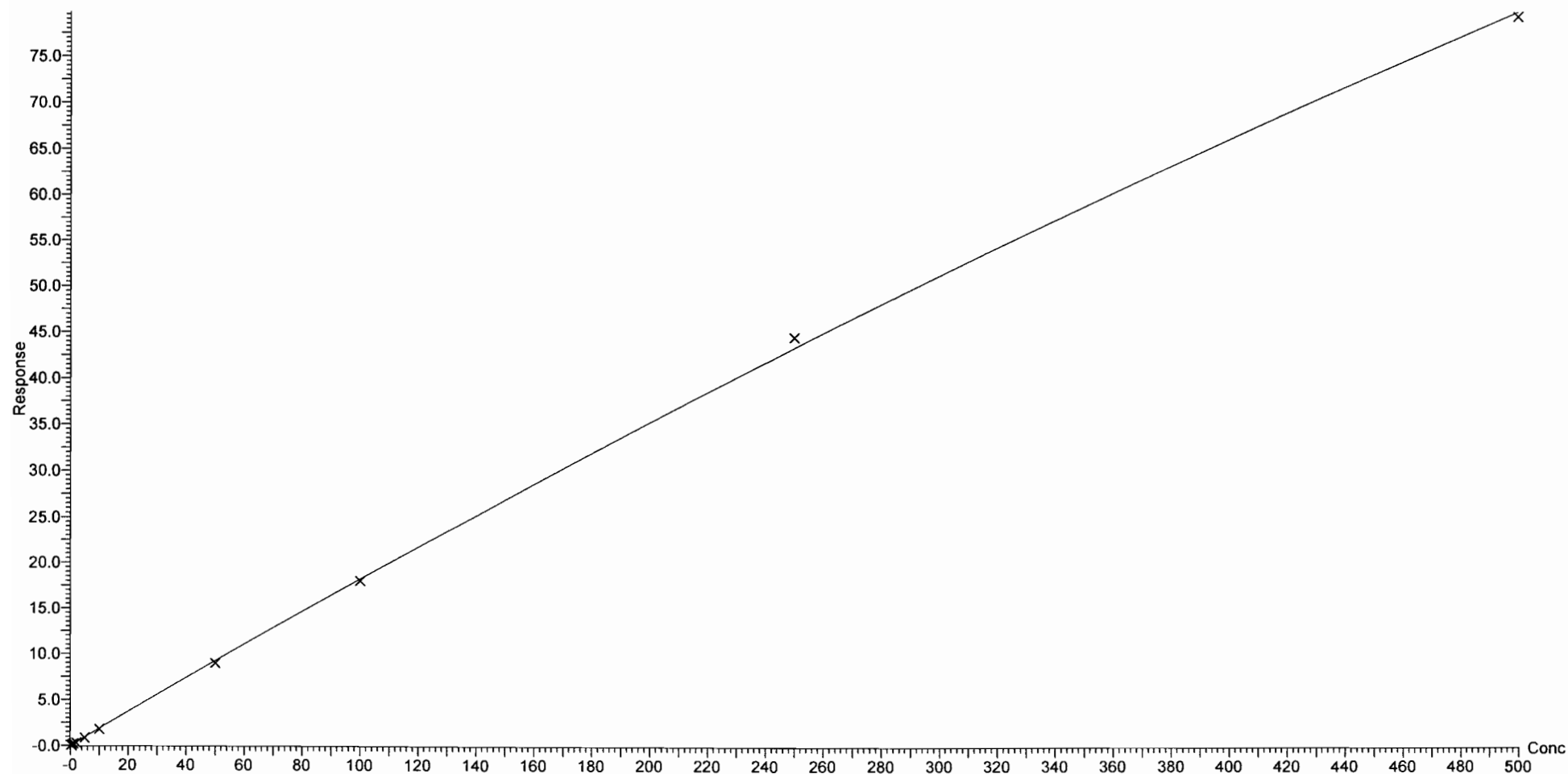
Compound name: PFDS

Coefficient of Determination: $R^2 = 0.999590$

Calibration curve: $-5.63643e-005 * x^2 + 0.187713 * x + -0.00532475$

Response type: Internal Std (Ref 49), Area * (IS Conc. / IS Area)

Curve type: 2nd Order, Origin: Exclude, Weighting: 1/x, Axis trans: None



Dataset: F:\Projects\PFAS.PRO\Results\180307M1\180307M1-CRV_B.qld

Last Altered: Thursday, March 08, 2018 11:45:01 Pacific Standard Time

Printed: Thursday, March 08, 2018 11:54:20 Pacific Standard Time

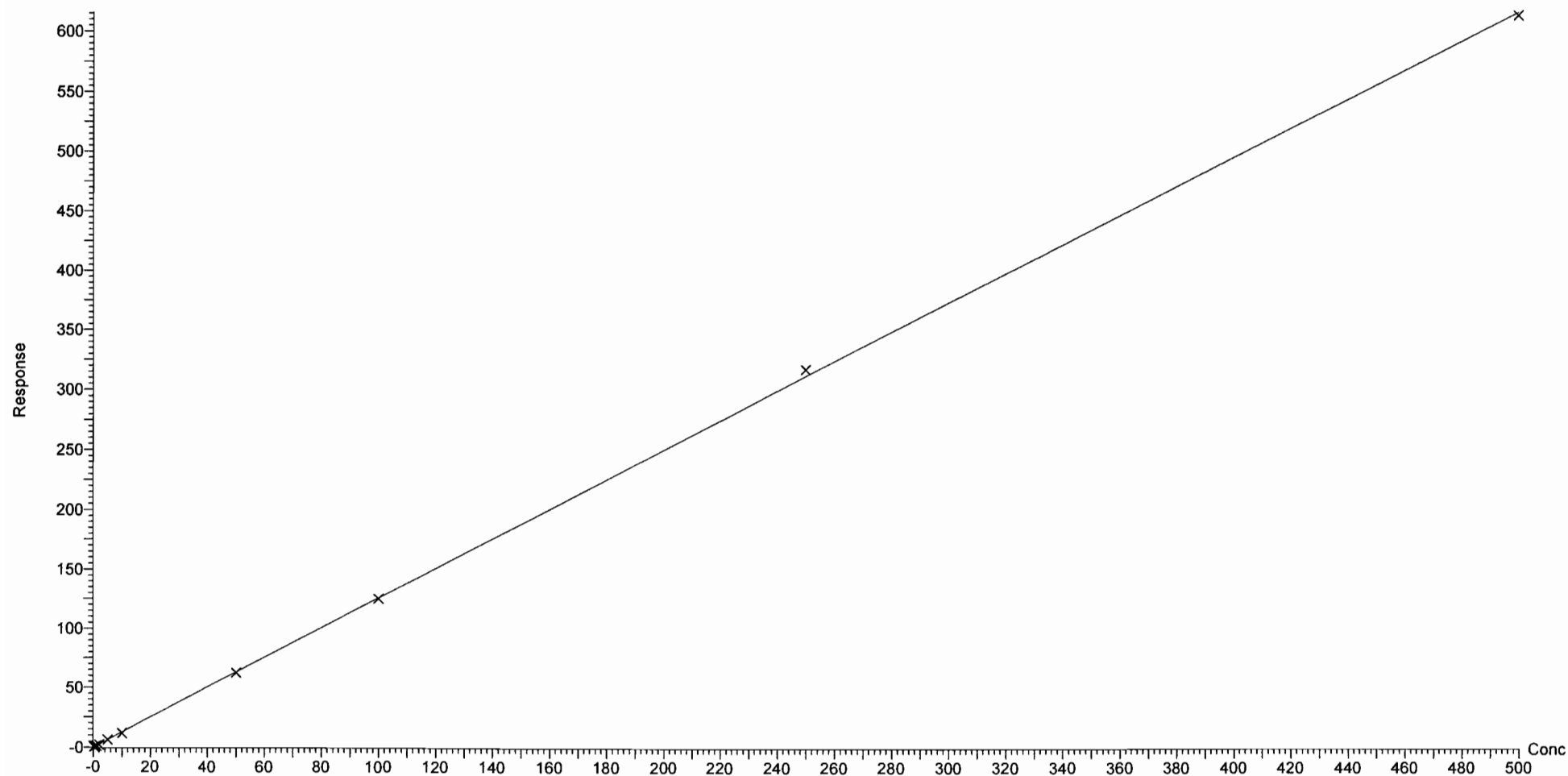
Compound name: PFDoA

Coefficient of Determination: $R^2 = 0.999730$

Calibration curve: $-6.9365e-005 * x^2 + 1.26593 * x + -0.0381542$

Response type: Internal Std (Ref 50), Area * (IS Conc. / IS Area)

Curve type: 2nd Order, Origin: Exclude, Weighting: 1/x, Axis trans: None

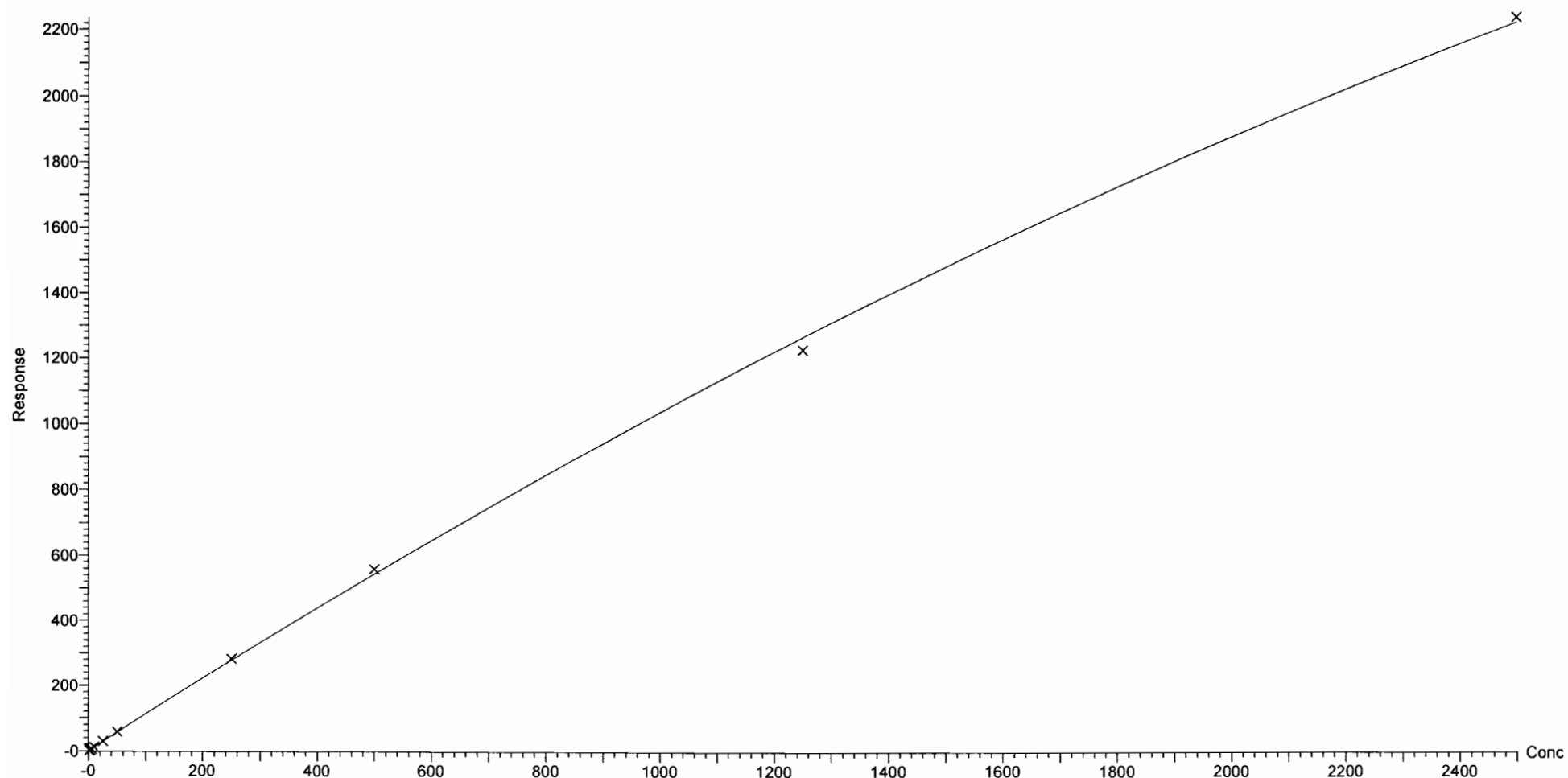


Dataset: F:\Projects\PFAS.PRO\Results\180307M1\180307M1-CRV_B.qld

Last Altered: Thursday, March 08, 2018 11:45:01 Pacific Standard Time

Printed: Thursday, March 08, 2018 11:54:20 Pacific Standard Time

Compound name: N-MeFOSA
Coefficient of Determination: $R^2 = 0.999527$
Calibration curve: $-9.8969e-005 * x^2 + 1.13559 * x + 0.156829$
Response type: Internal Std (Ref 51), Area * (IS Conc. / IS Area)
Curve type: 2nd Order, Origin: Include, Weighting: 1/x, Axis trans: None



Dataset: F:\Projects\PFAS.PRO\Results\180307M1\180307M1-CRV_B.qld

Last Altered: Thursday, March 08, 2018 11:45:01 Pacific Standard Time

Printed: Thursday, March 08, 2018 11:54:20 Pacific Standard Time

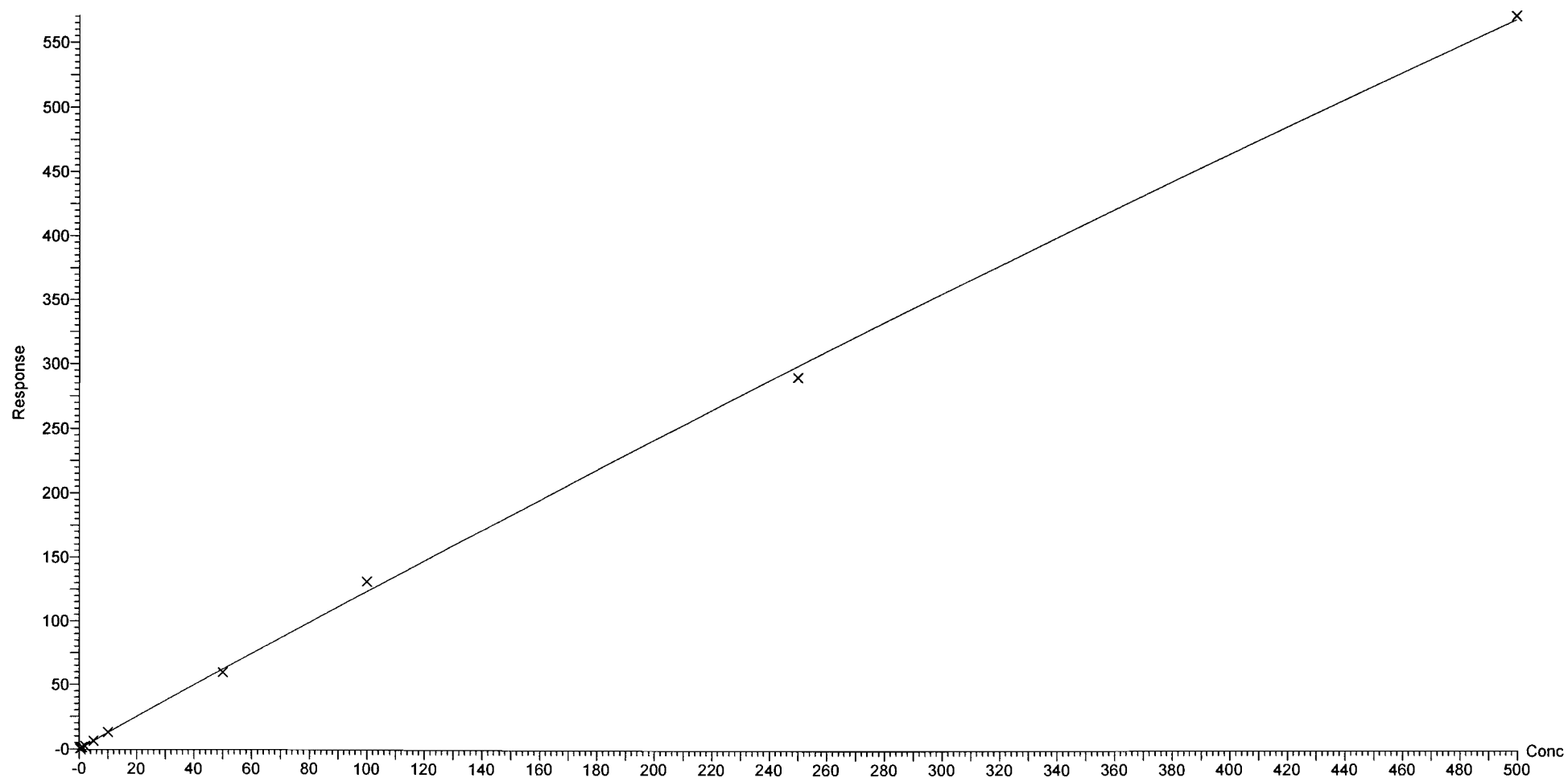
Compound name: PFTrDA

Coefficient of Determination: $R^2 = 0.999101$

Calibration curve: $-0.000245862 * x^2 + 1.25843 * x + -0.0168375$

Response type: Internal Std (Ref 50), Area * (IS Conc. / IS Area)

Curve type: 2nd Order, Origin: Exclude, Weighting: 1/x, Axis trans: None



Dataset: F:\Projects\PFAS.PRO\Results\180307M1\180307M1-CRV_B.qld

Last Altered: Thursday, March 08, 2018 13:04:56 Pacific Standard Time

Printed: Thursday, March 08, 2018 13:06:35 Pacific Standard Time

Method: F:\Projects\PFAS.PRO\MethDB\PFAS_FULL_80C_030718.mdb 08 Mar 2018 11:04:14

Calibration: F:\Projects\PFAS.PRO\CurveDB\C18_VAL-PFAS_Q4_03-07-18-FULL.cdb 08 Mar 2018 13:04:56

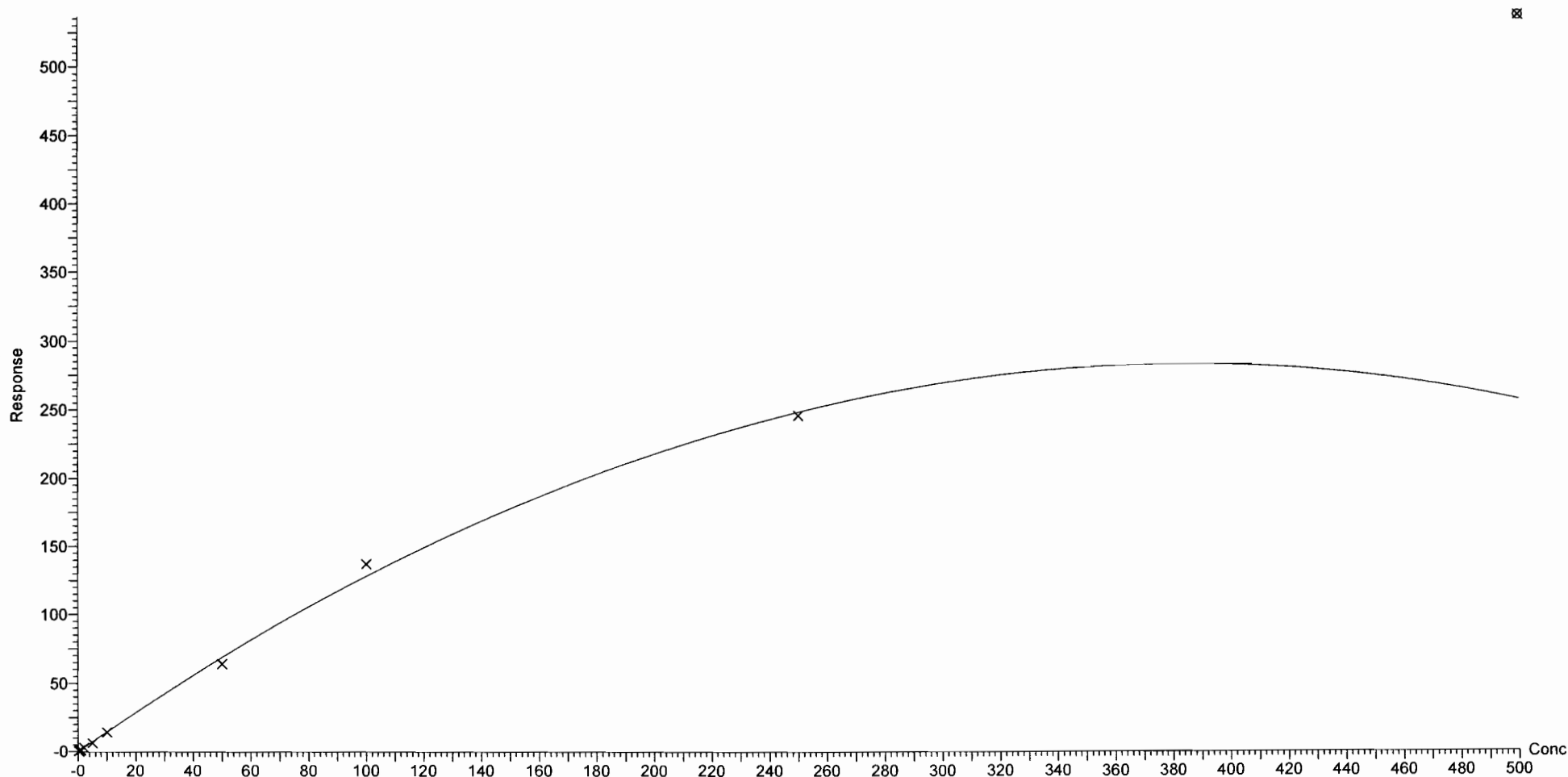
Compound name: PFTeDA

Coefficient of Determination: $R^2 = 0.996740$

Calibration curve: $-0.00192136 * x^2 + 1.47424 * x + -0.106072$

Response type: Internal Std (Ref 52), Area * (IS Conc. / IS Area)

Curve type: 2nd Order, Origin: Exclude, Weighting: 1/x, Axis trans: None



Dataset: F:\Projects\PFAS.PRO\Results\180307M1\180307M1-CRV_B.qld

Last Altered: Thursday, March 08, 2018 11:45:01 Pacific Standard Time

Printed: Thursday, March 08, 2018 11:54:20 Pacific Standard Time

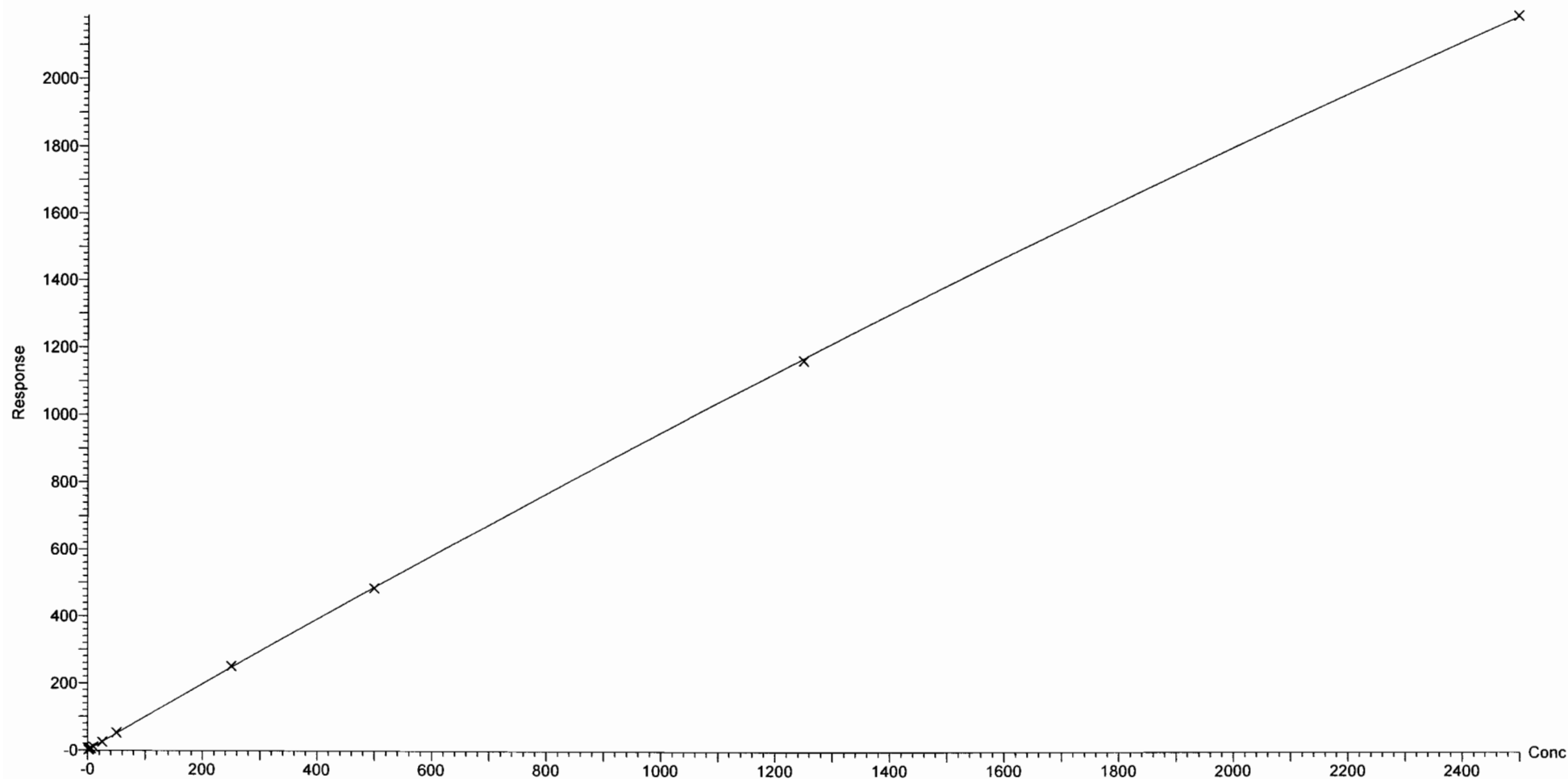
Compound name: N-EtFOSA

Coefficient of Determination: $R^2 = 0.999937$

Calibration curve: $-5.02335e-005 * x^2 + 0.998781 * x + 0.131582$

Response type: Internal Std (Ref 53), Area * (IS Conc. / IS Area)

Curve type: 2nd Order, Origin: Exclude, Weighting: 1/x, Axis trans: None



Dataset: F:\Projects\PFAS.PRO\Results\180307M1\180307M1-CRV_B.qld

Last Altered: Thursday, March 08, 2018 11:45:01 Pacific Standard Time

Printed: Thursday, March 08, 2018 11:54:20 Pacific Standard Time

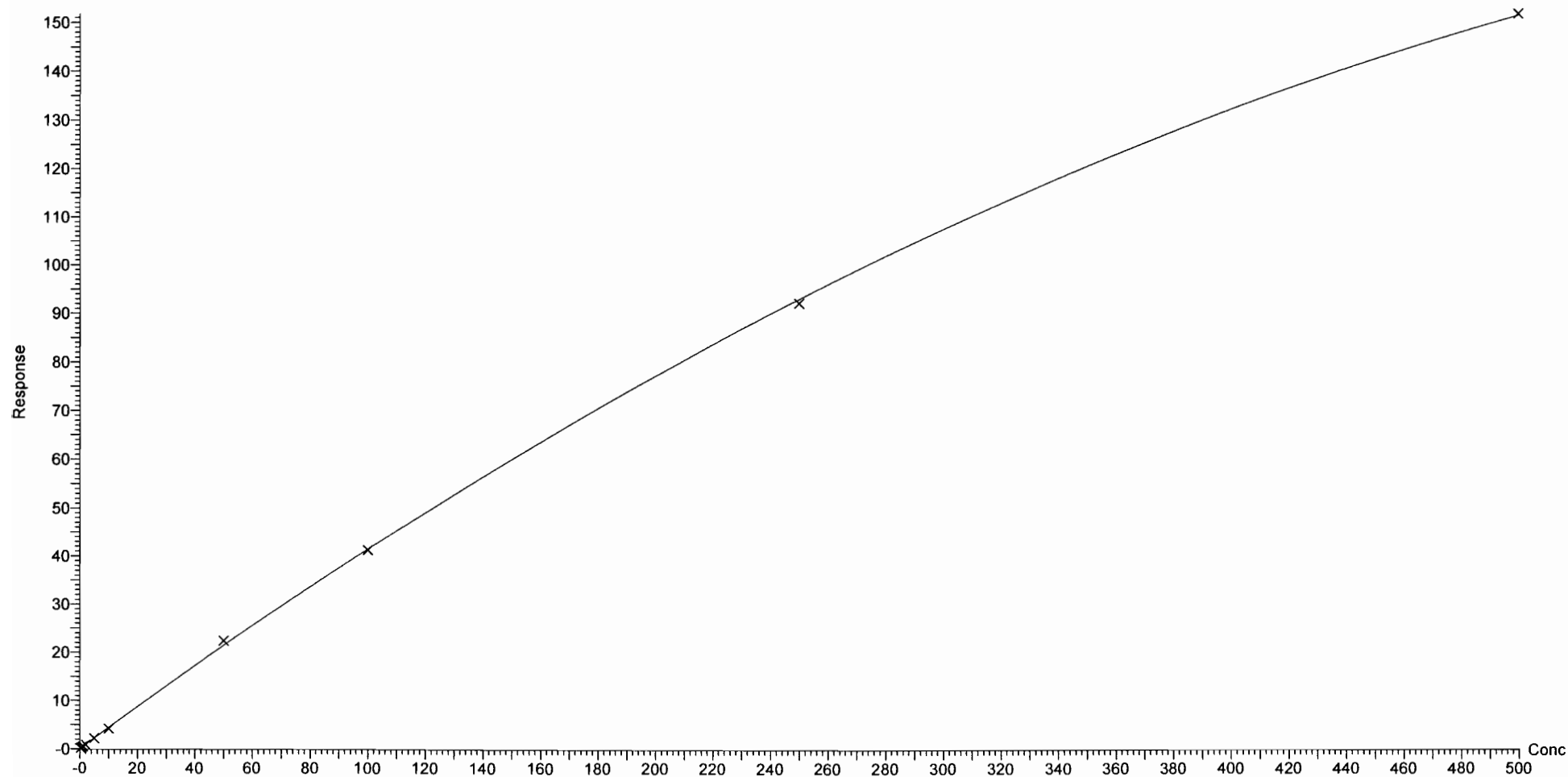
Compound name: PFHxDA

Coefficient of Determination: $R^2 = 0.999708$

Calibration curve: $-0.000278545 * x^2 + 0.441894 * x + 0.0447249$

Response type: Internal Std (Ref 54), Area * (IS Conc. / IS Area)

Curve type: 2nd Order, Origin: Exclude, Weighting: 1/x, Axis trans: None



Dataset: F:\Projects\PFAS.PRO\Results\180307M1\180307M1-CRV_B.qld

Last Altered: Thursday, March 08, 2018 11:45:01 Pacific Standard Time

Printed: Thursday, March 08, 2018 11:54:20 Pacific Standard Time

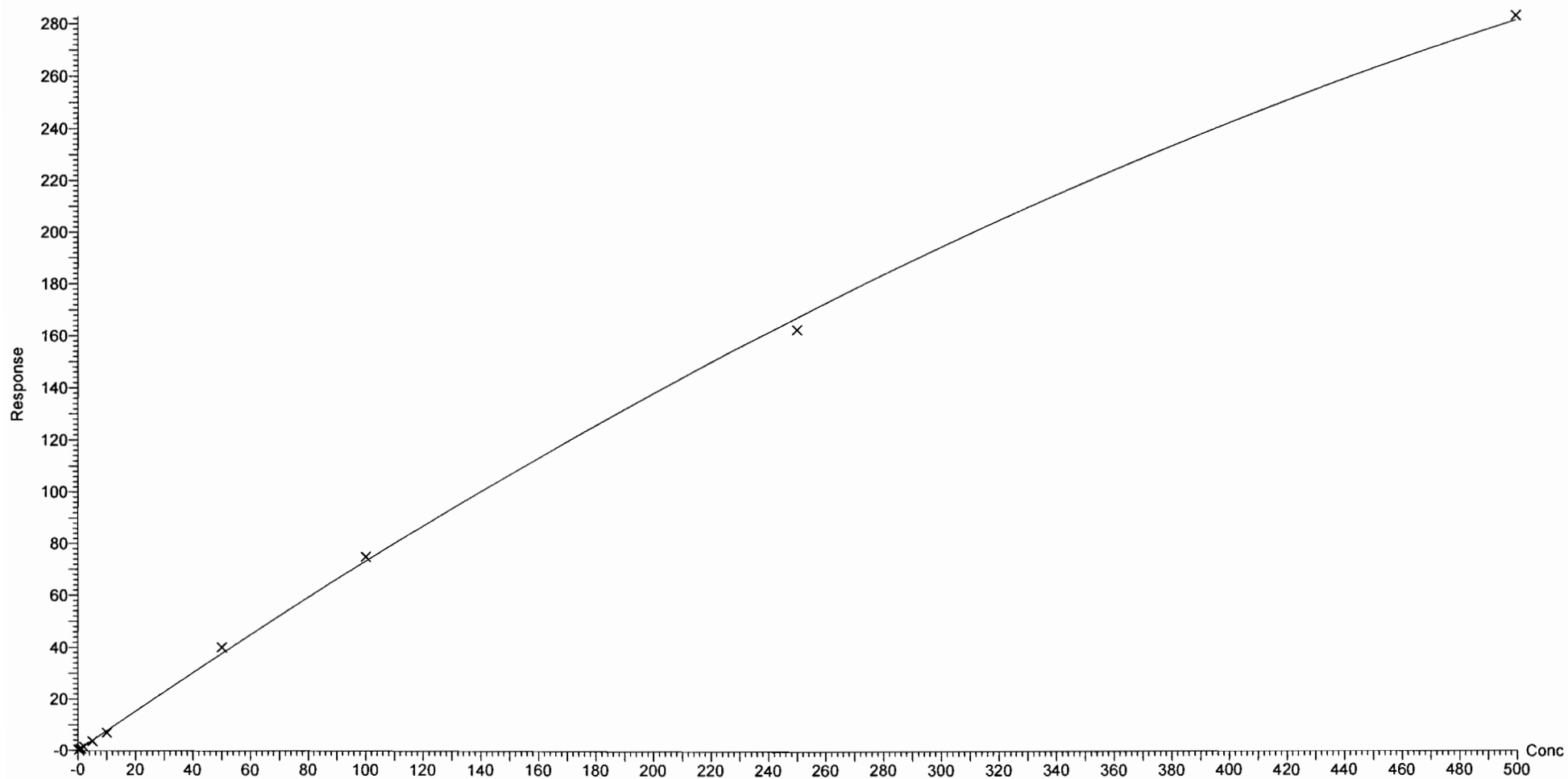
Compound name: PFODA

Coefficient of Determination: $R^2 = 0.999091$

Calibration curve: $-0.000428953 * x^2 + 0.776714 * x + -0.0227857$

Response type: Internal Std (Ref 54), Area * (IS Conc. / IS Area)

Curve type: 2nd Order, Origin: Include, Weighting: 1/x, Axis trans: None



Dataset: F:\Projects\PFAS.PRO\Results\180307M1\180307M1-CRV_B.qld

Last Altered: Thursday, March 08, 2018 11:45:01 Pacific Standard Time

Printed: Thursday, March 08, 2018 11:54:20 Pacific Standard Time

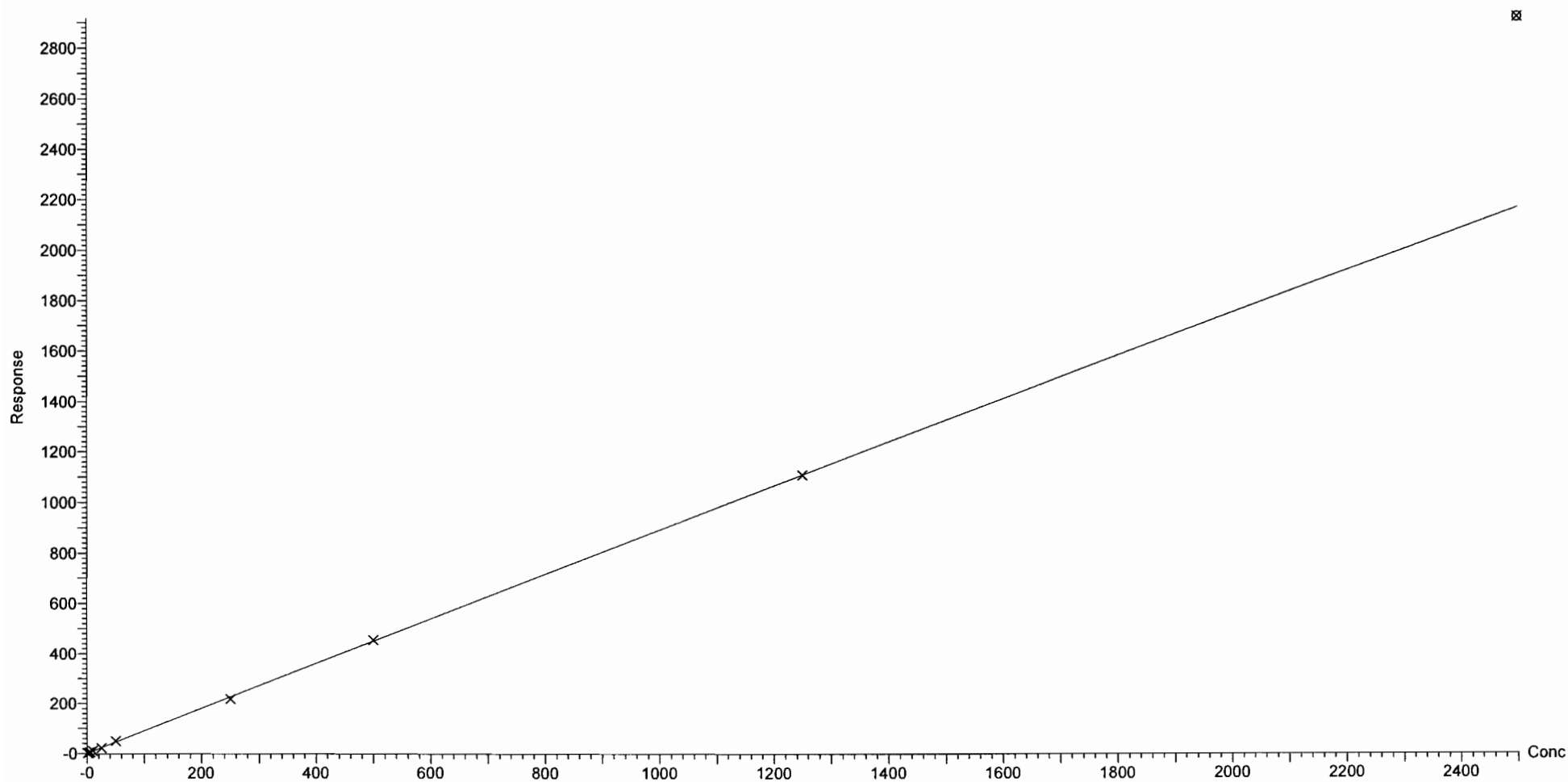
Compound name: N-MeFOSE

Coefficient of Determination: $R^2 = 0.999493$

Calibration curve: $-1.76031e-005 * x^2 + 0.909327 * x + 0.284381$

Response type: Internal Std (Ref 55), Area * (IS Conc. / IS Area)

Curve type: 2nd Order, Origin: Exclude, Weighting: 1/x, Axis trans: None



Dataset: F:\Projects\PFAS.PRO\Results\180307M1\180307M1-CRV_B.qld

Last Altered: Thursday, March 08, 2018 11:45:01 Pacific Standard Time

Printed: Thursday, March 08, 2018 11:54:20 Pacific Standard Time

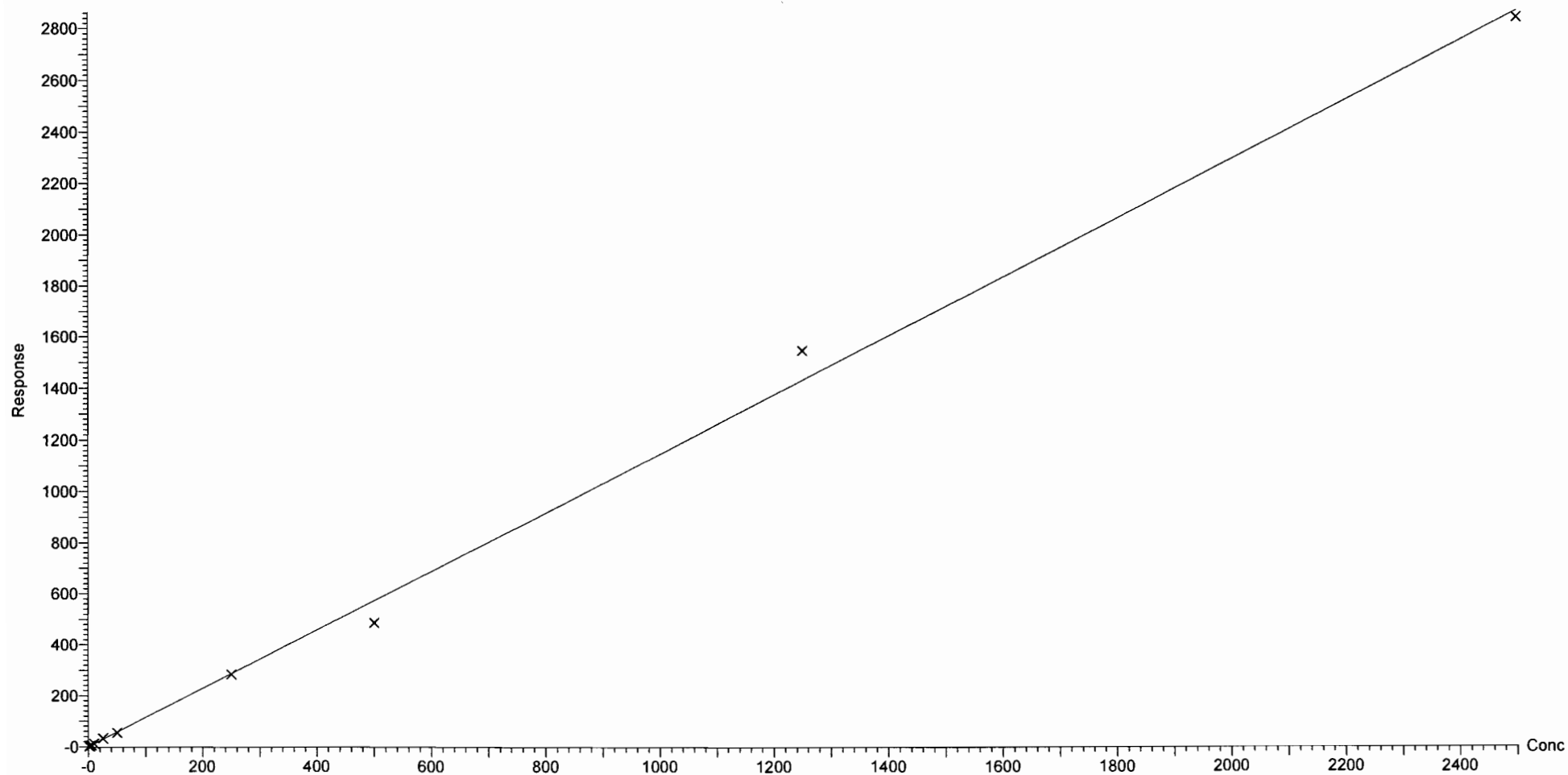
Compound name: N-EtFOSE

Correlation coefficient: $r = 0.997737$, $r^2 = 0.995479$

Calibration curve: $1.14523 * x + 0.0635125$

Response type: Internal Std (Ref 56), Area * (IS Conc. / IS Area)

Curve type: Linear, Origin: Exclude, Weighting: 1/x, Axis trans: None



Dataset: F:\Projects\PFAS.PRO\Results\180307M1\180307M1-CRV_B.qld

Last Altered: Thursday, March 08, 2018 11:30:49 Pacific Standard Time

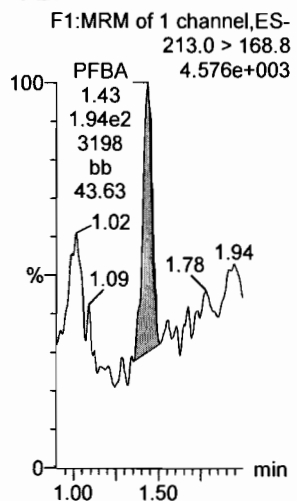
Printed: Thursday, March 08, 2018 11:35:52 Pacific Standard Time

Method: F:\Projects\PFAS.PRO\MethDB\PFAS_FULL_80C_030718.mdb 08 Mar 2018 11:04:14

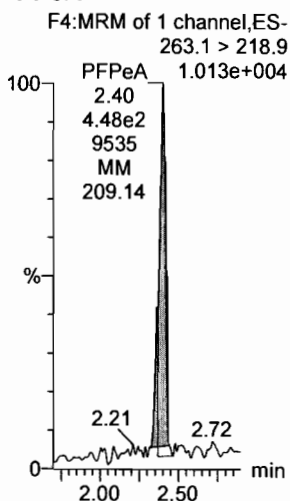
Calibration: 08 Mar 2018 11:30:49

Name: 180307M1_6, Date: 07-Mar-2018, Time: 16:57:52, ID: ST180307M1-1 PFC CS-2 18C0602, Description: PFC CS-2 18C0602

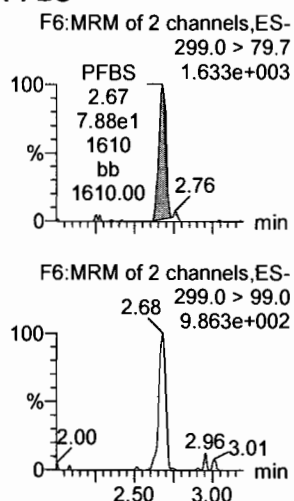
PFBA



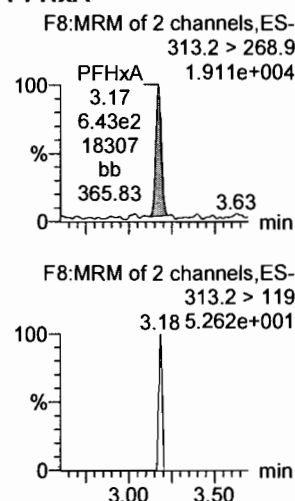
PFPeA



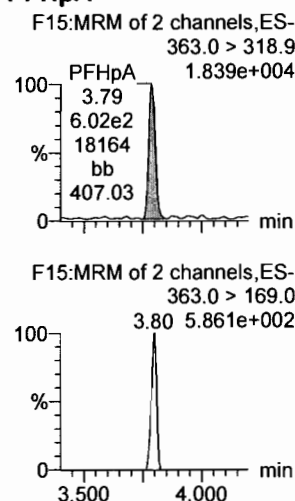
PFBS



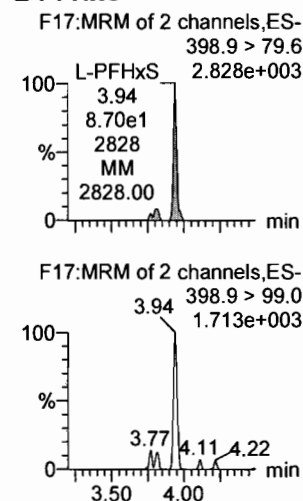
PFHxA



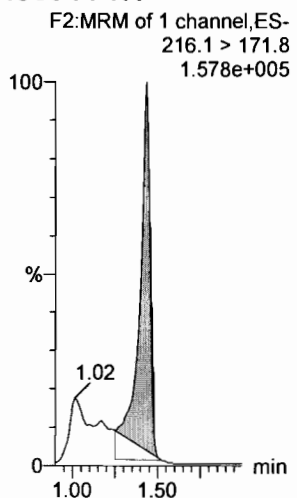
PFHpA



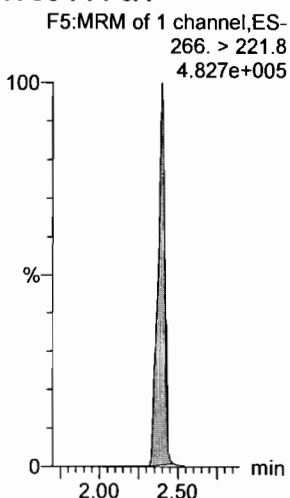
L-PFHxS



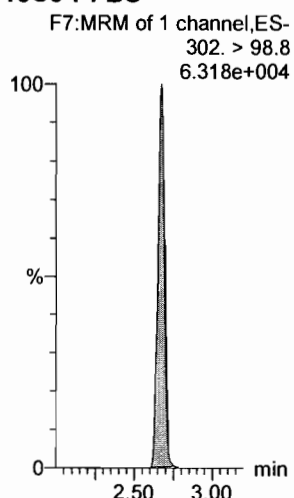
13C3-PFBA



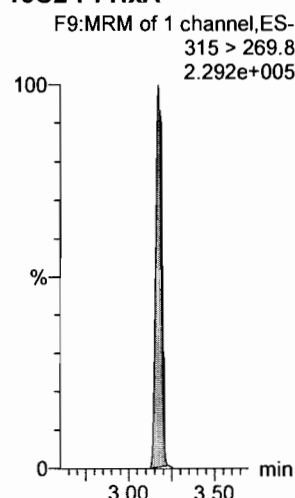
13C3-PFPeA



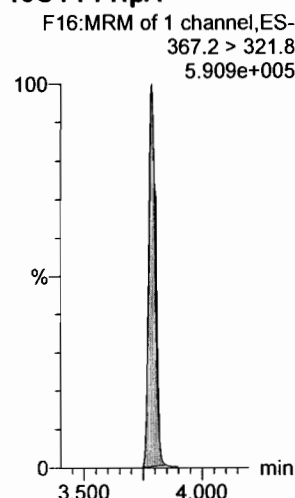
13C3-PFBS



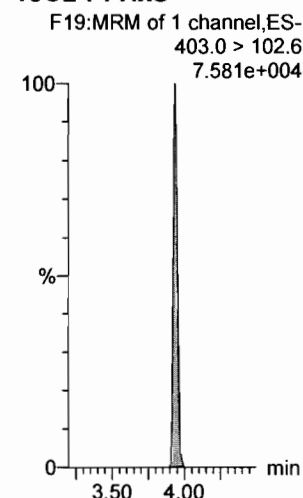
13C2-PFHxA



13C4-PFHpA



18O2-PFHxS



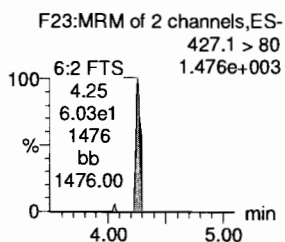
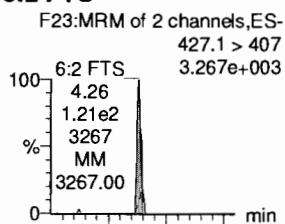
Dataset: F:\Projects\PFAS.PRO\Results\180307M1\180307M1-CRV_B.qld

Last Altered: Thursday, March 08, 2018 11:58:33 Pacific Standard Time

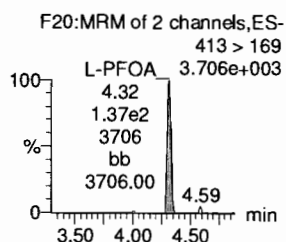
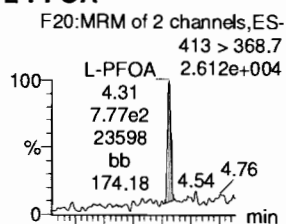
Printed: Thursday, March 08, 2018 12:01:16 Pacific Standard Time

Name: 180307M1_6, Date: 07-Mar-2018, Time: 16:57:52, ID: ST180307M1-1 PFC CS-2 18C0602, Description: PFC CS-2 18C0602

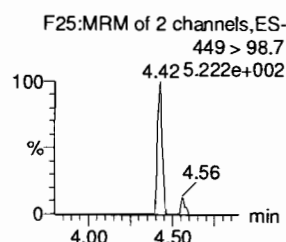
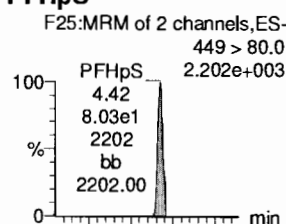
6:2 FTS



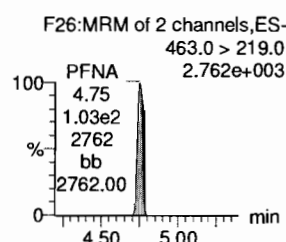
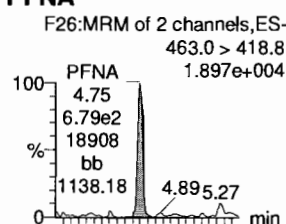
L-PFOA



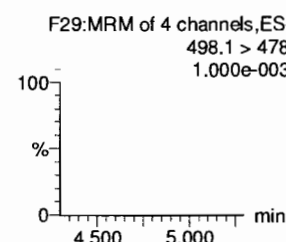
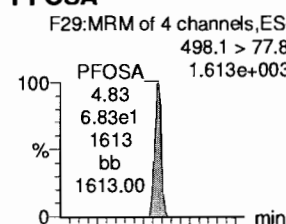
PFHpS



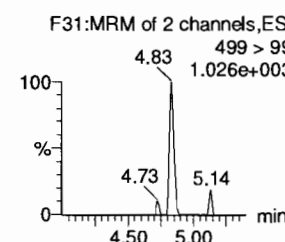
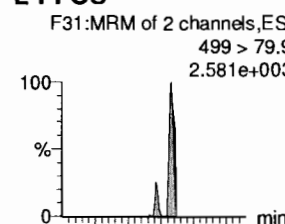
PFNA



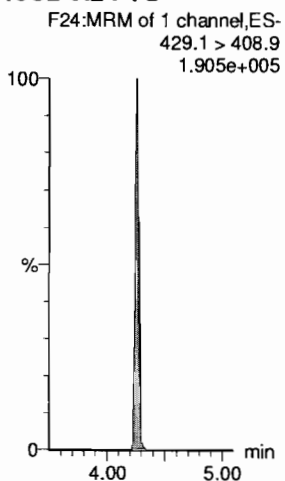
PFOSA



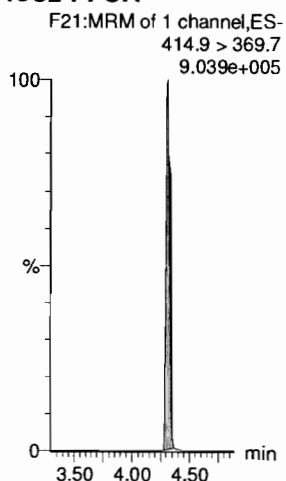
L-PFOS



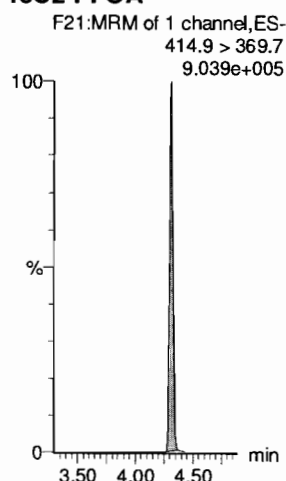
13C2-6:2 FTS



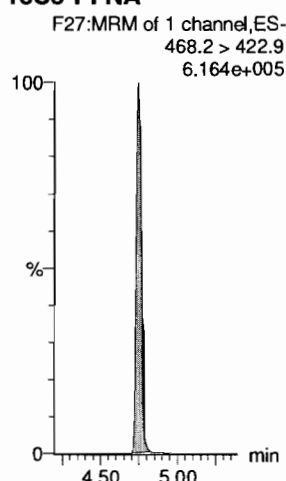
13C2-PFOA



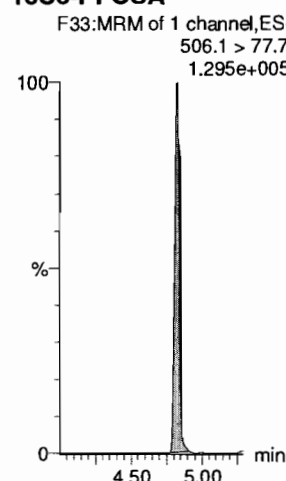
13C2-PFOA



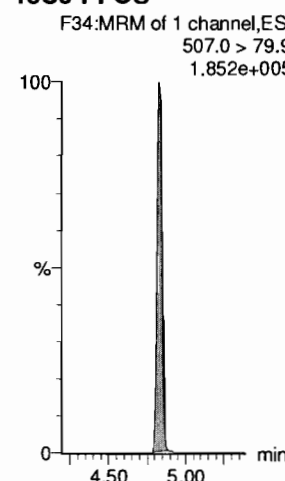
13C5-PFNA



13C8-PFOA



13C8-PFOS



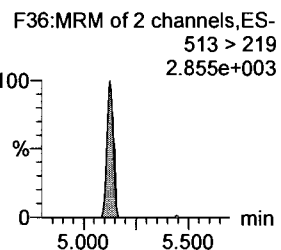
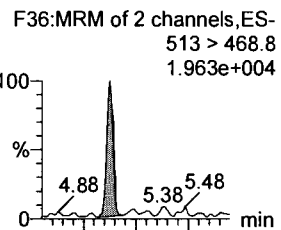
Dataset: F:\Projects\PFAS.PRO\Results\180307M1\180307M1-CRV_B.qld

Last Altered: Thursday, March 08, 2018 11:30:49 Pacific Standard Time

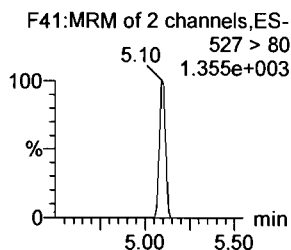
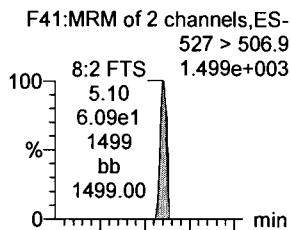
Printed: Thursday, March 08, 2018 11:35:52 Pacific Standard Time

Name: 180307M1_6, Date: 07-Mar-2018, Time: 16:57:52, ID: ST180307M1-1 PFC CS-2 18C0602, Description: PFC CS-2 18C0602

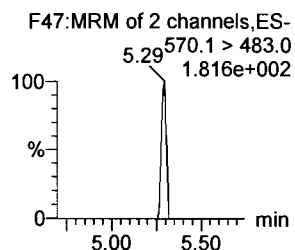
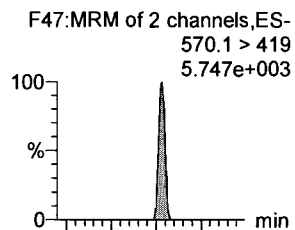
PFDA



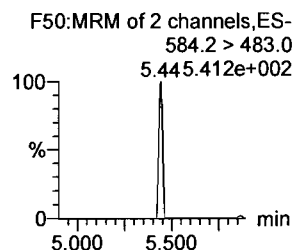
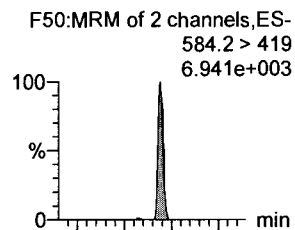
8:2 FTS



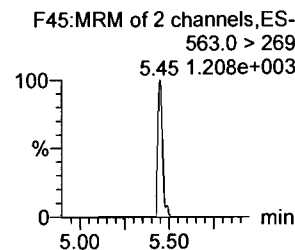
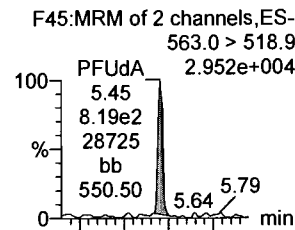
N-MeFOSAA



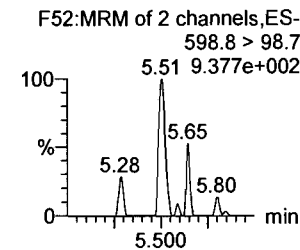
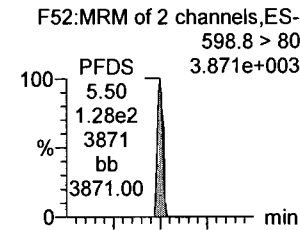
N-EtFOSAA



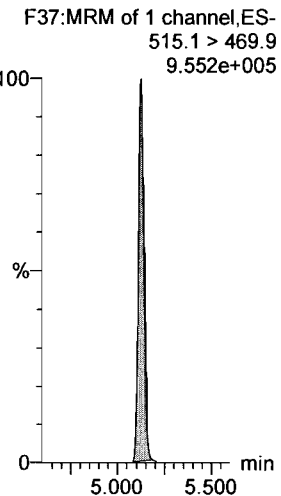
PFUdA



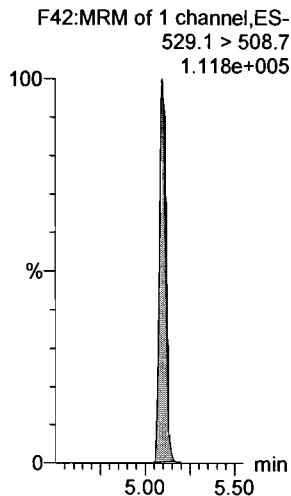
PFDS



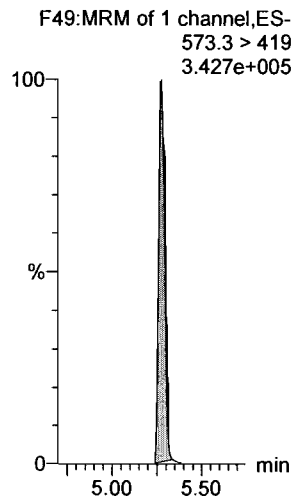
13C2-PFDA



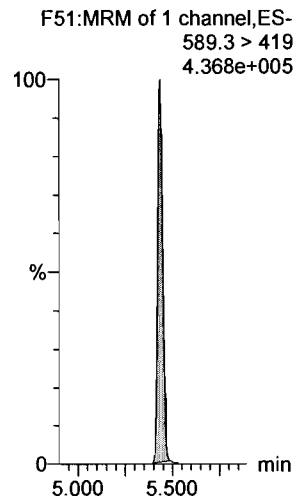
13C2-8:2 FTS



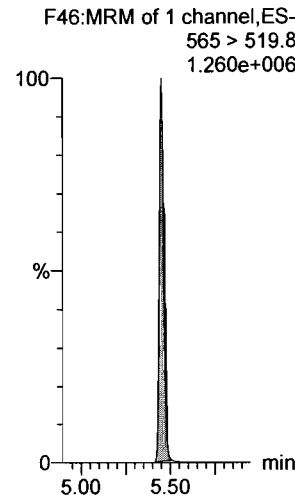
d3-N-MeFOSAA



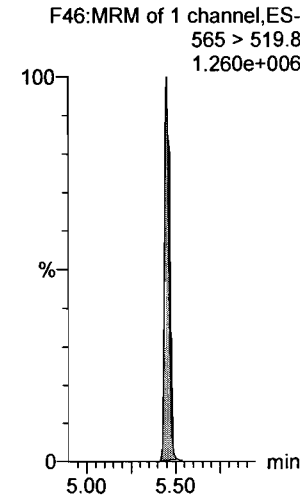
d5-N-EtFOSAA



13C2-PFUdA



13C2-PFUdA



Dataset: F:\Projects\PFAS.PRO\Results\180307M1\180307M1-CRV_B.qld

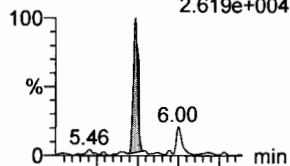
Last Altered: Thursday, March 08, 2018 11:30:49 Pacific Standard Time

Printed: Thursday, March 08, 2018 11:35:52 Pacific Standard Time

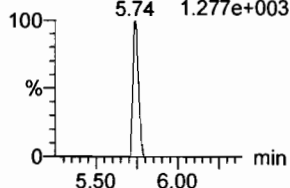
Name: 180307M1_6, Date: 07-Mar-2018, Time: 16:57:52, ID: ST180307M1-1 PFC CS-2 18C0602, Description: PFC CS-2 18C0602

PFDoA

F53:MRM of 4 channels,ES-
612.9 > 569.0
2.619e+004

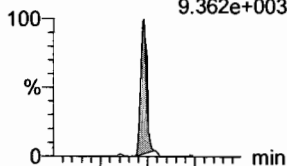


F53:MRM of 4 channels,ES-
612.9 > 318.8
1.277e+003

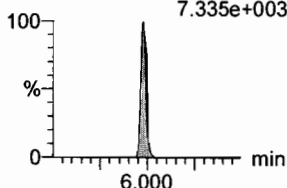


N-MeFOSA

F35:MRM of 2 channels,ES-
512.1 > 168.9
9.362e+003

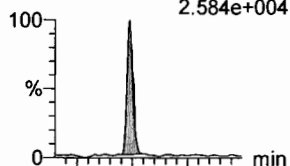


F35:MRM of 2 channels,ES-
512.1 > 219
7.335e+003

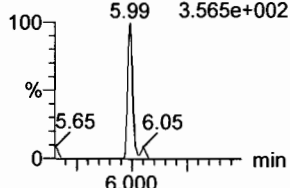


PFTrDA

F59:MRM of 2 channels,ES-
662.9 > 618.9
2.584e+004

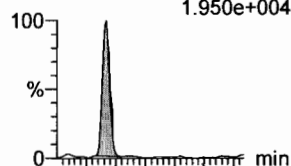


F59:MRM of 2 channels,ES-
662.9 > 319
3.565e+002

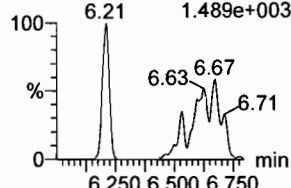


PFTeDA

F60:MRM of 2 channels,ES-
712.9 > 668.8
1.950e+004

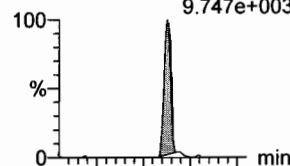


F60:MRM of 2 channels,ES-
712.9 > 369
1.489e+003

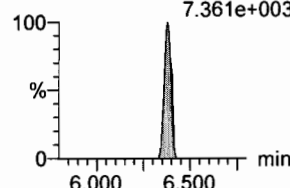


N-EtFOSA

F40:MRM of 2 channels,ES-
526.1 > 168.9
9.747e+003

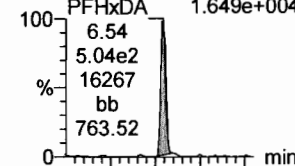


F40:MRM of 2 channels,ES-
526.1 > 219
7.361e+003

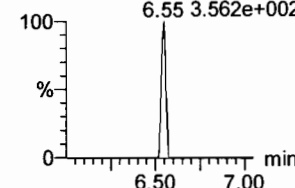


PFHxDA

F62:MRM of 2 channels,ES-
813.1 > 768.6
1.649e+004

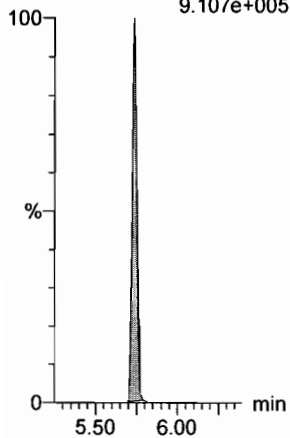


F62:MRM of 2 channels,ES-
813.1 > 219
3.562e+002



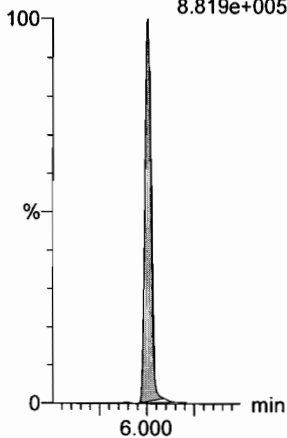
13C2-PFDoA

F54:MRM of 2 channels,ES-
615.0 > 569.7
9.107e+005



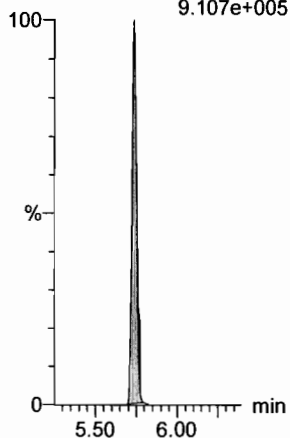
d3-N-MeFOSA

F38:MRM of 1 channel,ES-
515.2 > 168.9
8.819e+005



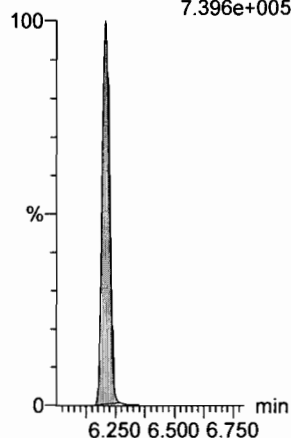
13C2-PFDoA

F54:MRM of 2 channels,ES-
615.0 > 569.7
9.107e+005



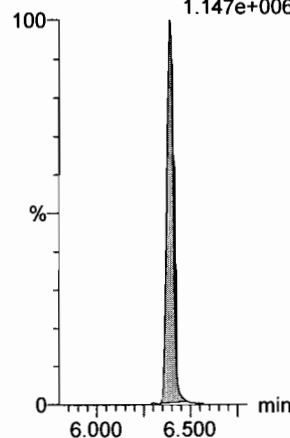
13C2-PFTeDA

F61:MRM of 2 channels,ES-
714.8 > 669.6
7.396e+005



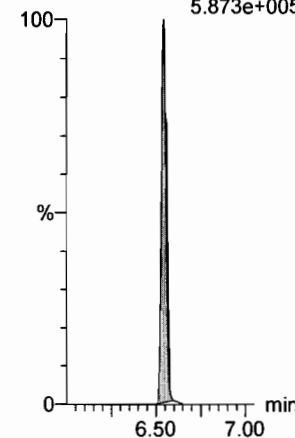
d5-N-ETFOSA

F43:MRM of 1 channel,ES-
531.1 > 168.9
1.147e+006



13C2-PFHxDA

F63:MRM of 1 channel,ES-
815 > 769.7
5.873e+005



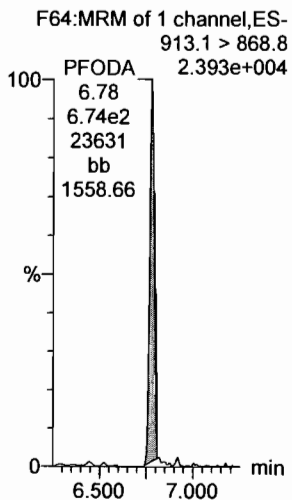
Dataset: F:\Projects\PFAS.PRO\Results\180307M1\180307M1-CRV_B.qld

Last Altered: Thursday, March 08, 2018 11:30:49 Pacific Standard Time

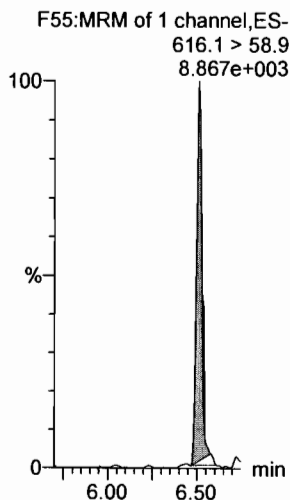
Printed: Thursday, March 08, 2018 11:35:52 Pacific Standard Time

Name: 180307M1_6, Date: 07-Mar-2018, Time: 16:57:52, ID: ST180307M1-1 PFC CS-2 18C0602, Description: PFC CS-2 18C0602

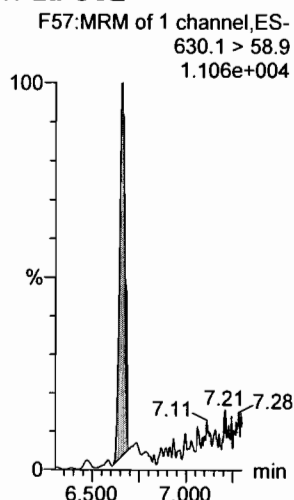
PFODA



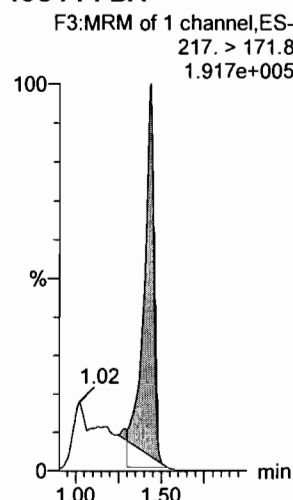
N-MeFOSE



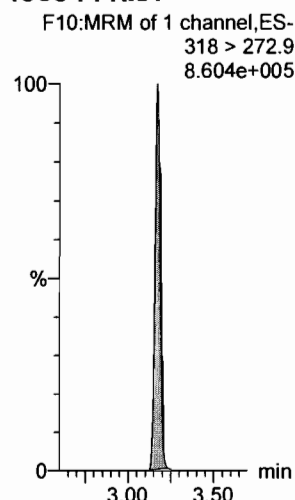
N-EtFOSE



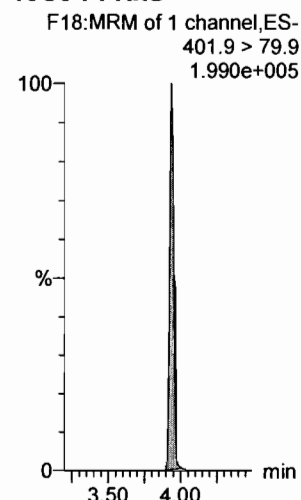
13C4-PFBA



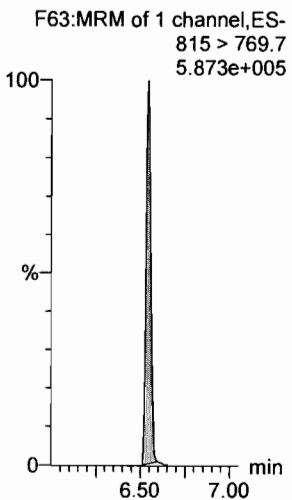
13C5-PFHxA



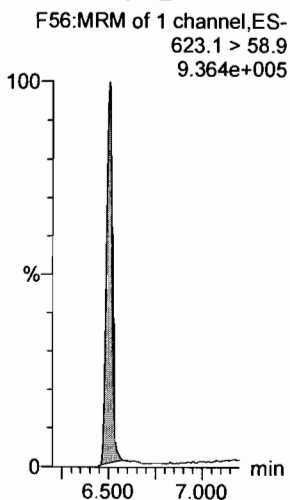
13C3-PFHxS



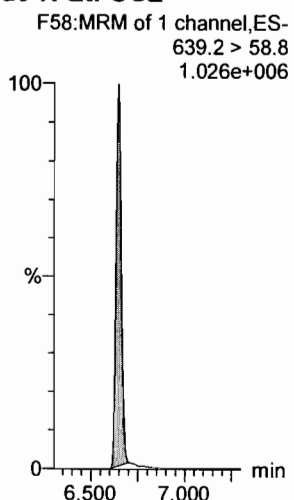
13C2-PFHxDA



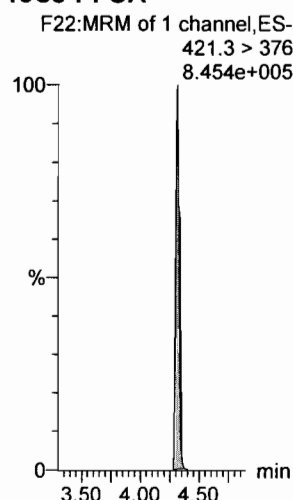
d7-N-MeFOSE



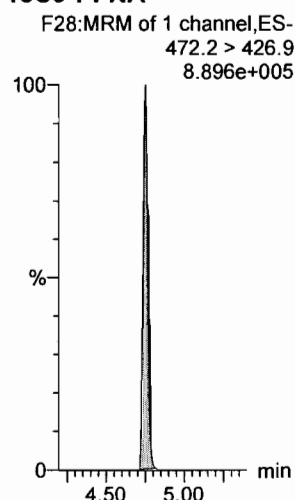
d9-N-EtFOSE



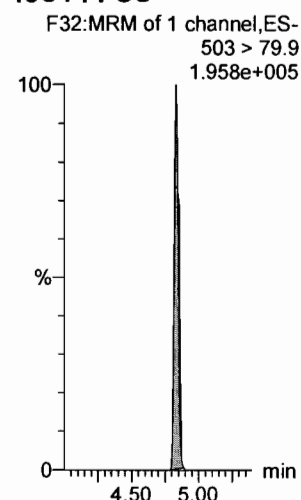
13C8-PFOA



13C9-PFNA



13C4-PFOS



Dataset: F:\Projects\PFAS.PRO\Results\180307M1\180307M1-CRV_B.qld


Last Altered: Thursday, March 08, 2018 11:30:49 Pacific Standard Time

Printed: Thursday, March 08, 2018 11:35:52 Pacific Standard Time

Name: 180307M1_6, Date: 07-Mar-2018, Time: 16:57:52, ID: ST180307M1-1 PFC CS-2 18C0602, Description: PFC CS-2 18C0602

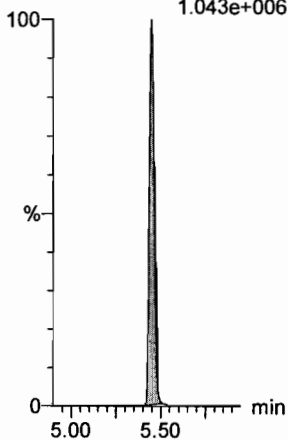
13C6-PFDA

F39:MRM of 1 channel,ES-
519.1 > 473.7
9.800e+005



13C7-PFUdA

F48:MRM of 1 channel,ES-
570.1 > 524.8
1.043e+006



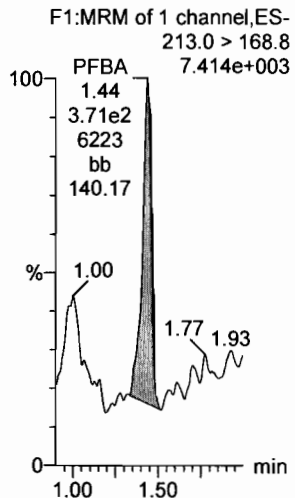
Dataset: F:\Projects\PFAS.PRO\Results\180307M1\180307M1-CRV_B.qld

Last Altered: Thursday, March 08, 2018 11:30:49 Pacific Standard Time

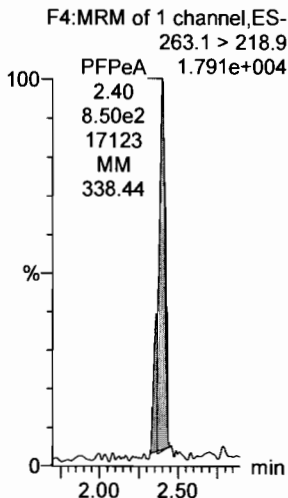
Printed: Thursday, March 08, 2018 11:35:52 Pacific Standard Time

Name: 180307M1_7, Date: 07-Mar-2018, Time: 17:09:19, ID: ST180307M1-2 PFC CS-1 18C0603, Description: PFC CS-1 18C0603

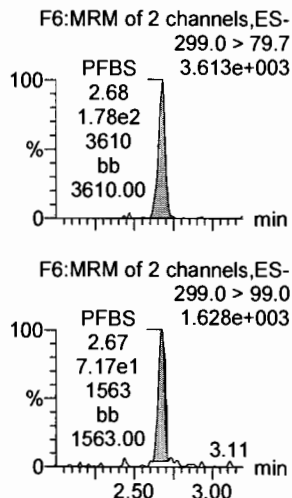
PFBA



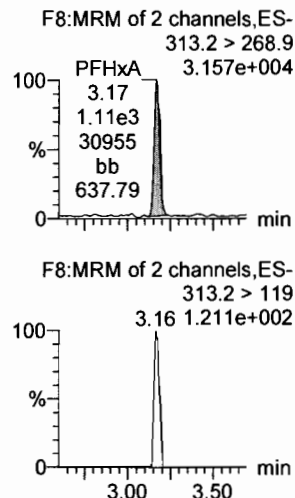
PFPeA



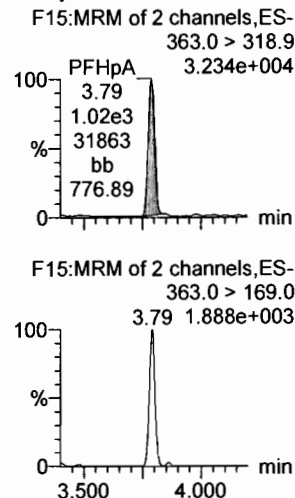
PFBS



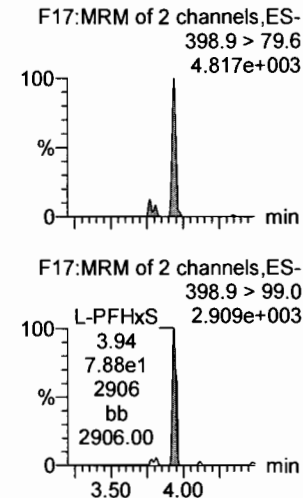
PFHxA



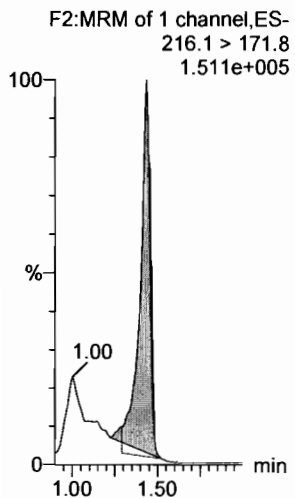
PFHpA



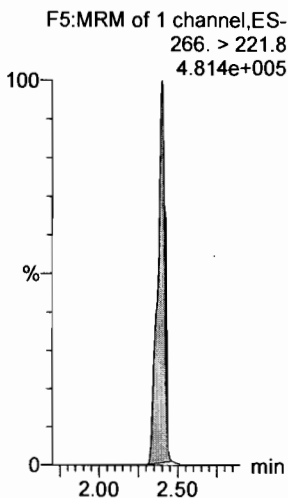
L-PFHxS



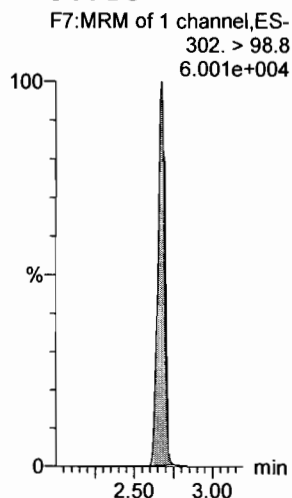
13C3-PFBA



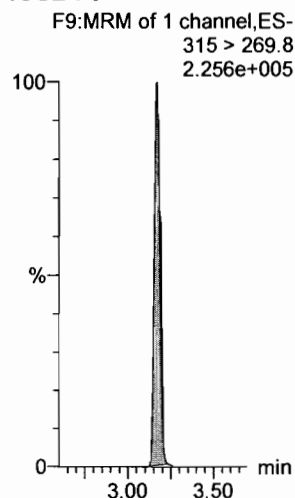
13C3-PFPeA



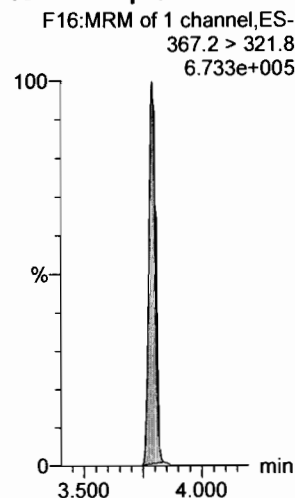
13C3-PFBS



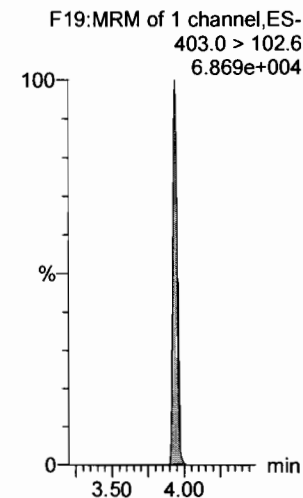
13C2-PFHxA



13C4-PFHpA



18O2-PFHxS

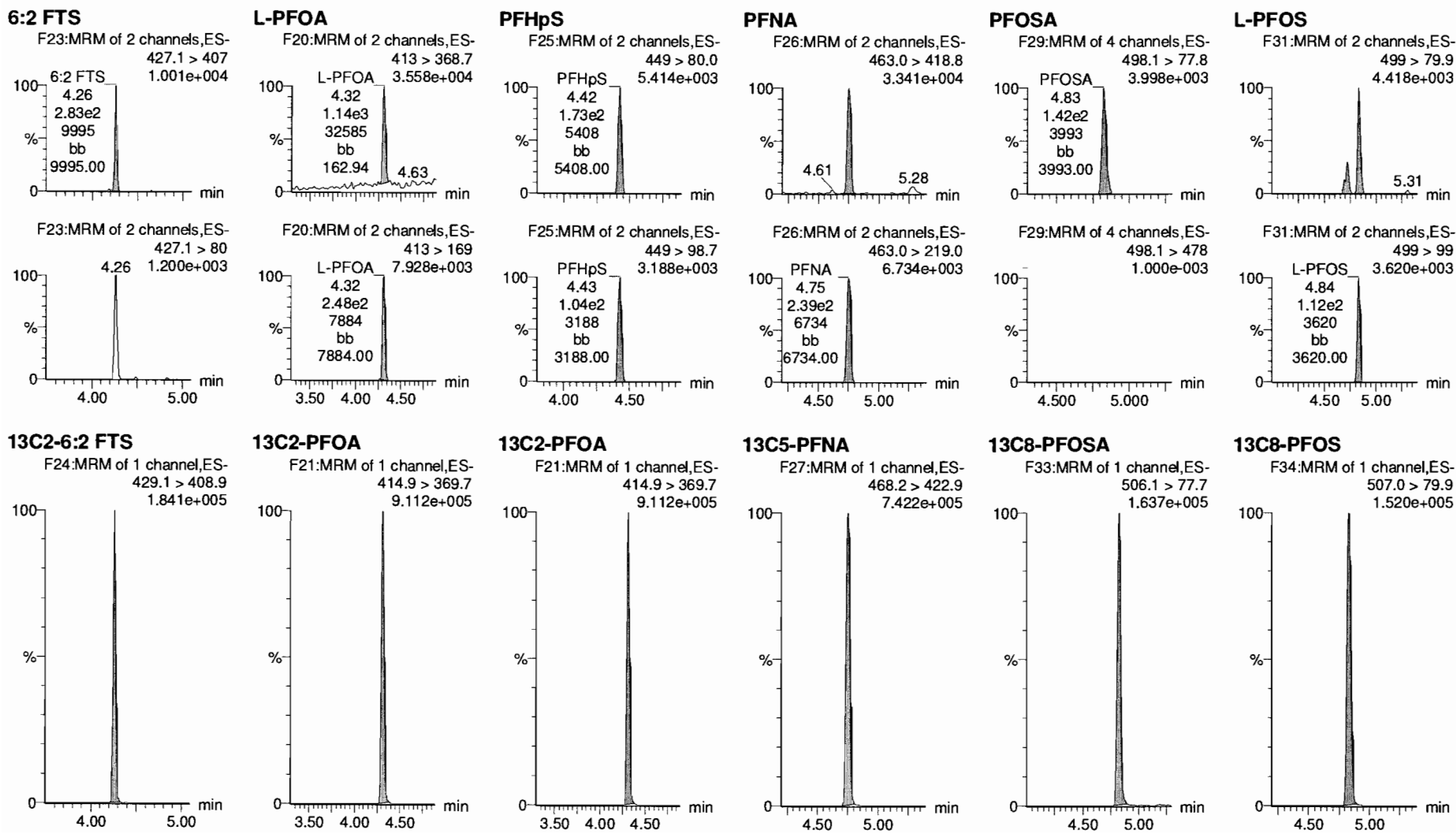


Dataset: F:\Projects\PFAS.PRO\Results\180307M1\180307M1-CRV_B.qld

Last Altered: Thursday, March 08, 2018 11:58:33 Pacific Standard Time

Printed: Thursday, March 08, 2018 12:01:16 Pacific Standard Time

Name: 180307M1_7, Date: 07-Mar-2018, Time: 17:09:19, ID: ST180307M1-2 PFC CS-1 18C0603, Description: PFC CS-1 18C0603



Dataset: F:\Projects\PFAS.PRO\Results\180307M1\180307M1-CRV_B.qld

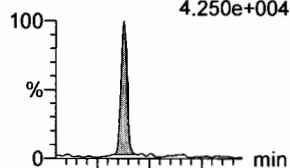
Last Altered: Thursday, March 08, 2018 11:30:49 Pacific Standard Time

Printed: Thursday, March 08, 2018 11:35:52 Pacific Standard Time

Name: 180307M1_7, Date: 07-Mar-2018, Time: 17:09:19, ID: ST180307M1-2 PFC CS-1 18C0603, Description: PFC CS-1 18C0603

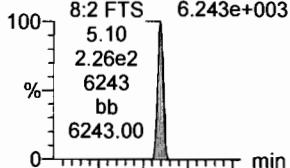
PFDA

F36:MRM of 2 channels,ES-
513 > 468.8
4.250e+004



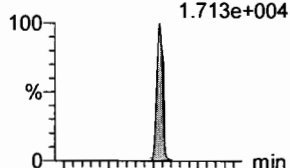
8:2 FTS

F41:MRM of 2 channels,ES-
527 > 506.9
6.243e+003



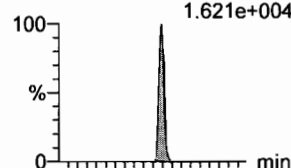
N-MeFOSAA

F47:MRM of 2 channels,ES-
570.1 > 419
1.713e+004



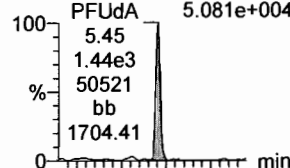
N-EtFOSAA

F50:MRM of 2 channels,ES-
584.2 > 419
1.621e+004



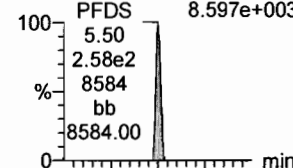
PFUdA

F45:MRM of 2 channels,ES-
563.0 > 518.9
5.081e+004

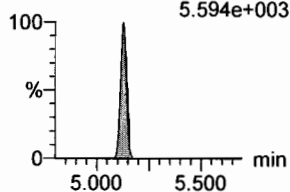


PFDS

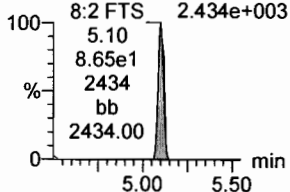
F52:MRM of 2 channels,ES-
598.8 > 80
8.597e+003



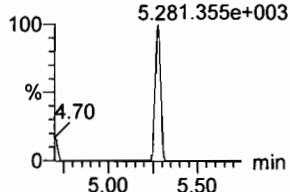
F36:MRM of 2 channels,ES-
513 > 219
5.594e+003



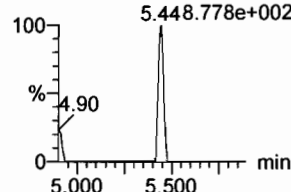
F41:MRM of 2 channels,ES-
527 > 80
2.434e+003



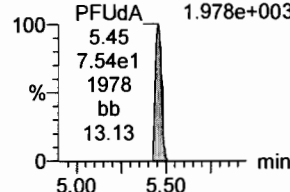
F47:MRM of 2 channels,ES-
570.1 > 483.0
5.281.355e+003



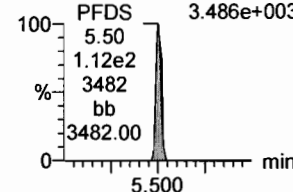
F50:MRM of 2 channels,ES-
584.2 > 483.0
5.448.778e+002



F45:MRM of 2 channels,ES-
563.0 > 269
1.978e+003

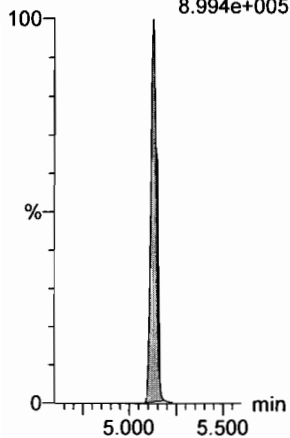


F52:MRM of 2 channels,ES-
598.8 > 98.7
3.486e+003



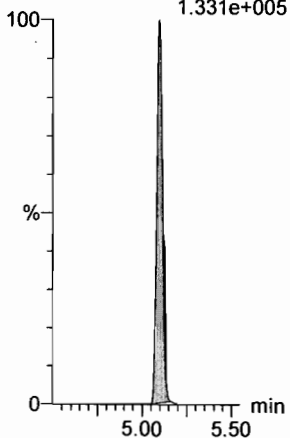
13C2-PFDA

F37:MRM of 1 channel,ES-
515.1 > 469.9
8.994e+005



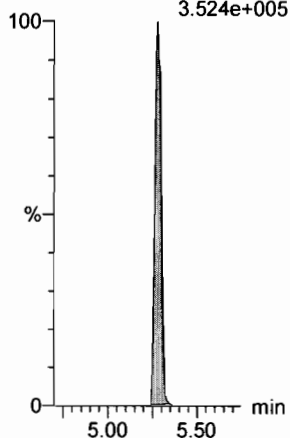
13C2-8:2 FTS

F42:MRM of 1 channel,ES-
529.1 > 508.7
1.331e+005



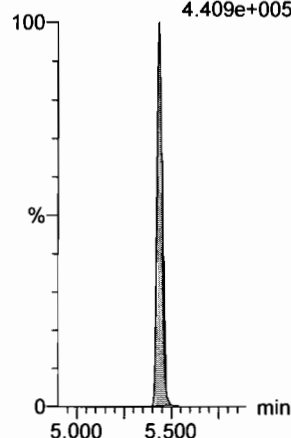
d3-N-MeFOSAA

F49:MRM of 1 channel,ES-
573.3 > 419
3.524e+005



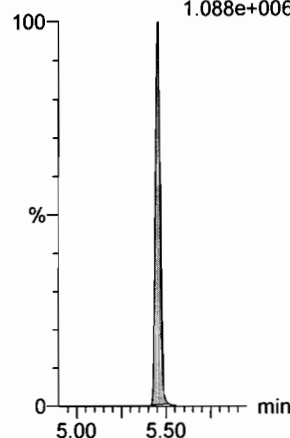
d5-N-EtFOSAA

F51:MRM of 1 channel,ES-
589.3 > 419
4.409e+005



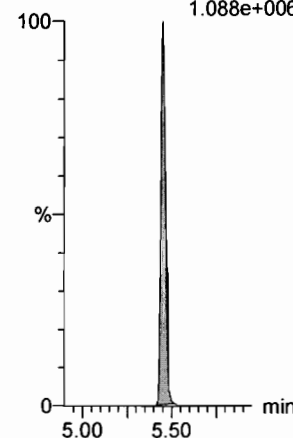
13C2-PFUdA

F46:MRM of 1 channel,ES-
565 > 519.8
1.088e+006



13C2-PFUDa

F46:MRM of 1 channel,ES-
565 > 519.8
1.088e+006



Dataset: F:\Projects\PFAS.PRO\Results\180307M1\180307M1-CRV_B.qld

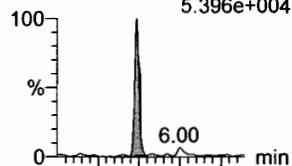
Last Altered: Thursday, March 08, 2018 11:30:49 Pacific Standard Time

Printed: Thursday, March 08, 2018 11:35:52 Pacific Standard Time

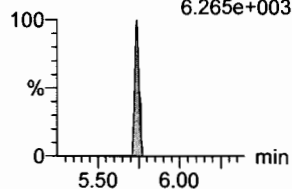
Name: 180307M1_7, Date: 07-Mar-2018, Time: 17:09:19, ID: ST180307M1-2 PFC CS-1 18C0603, Description: PFC CS-1 18C0603

PFDoA

F53:MRM of 4 channels,ES-
612.9 > 569.0
5.396e+004




F53:MRM of 4 channels,ES-
612.9 > 318.8
6.265e+003

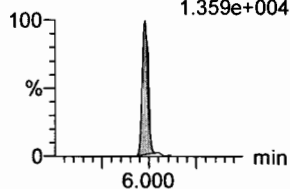


N-MeFOSA

F35:MRM of 2 channels,ES-
512.1 > 168.9
1.850e+004

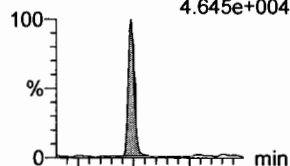


F35:MRM of 2 channels,ES-
512.1 > 219
1.359e+004

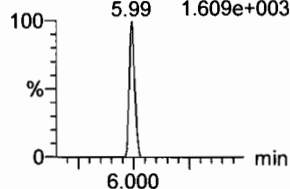


PFTrDA

F59:MRM of 2 channels,ES-
662.9 > 618.9
4.645e+004

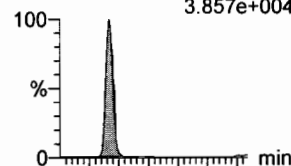


F59:MRM of 2 channels,ES-
662.9 > 319
1.609e+003

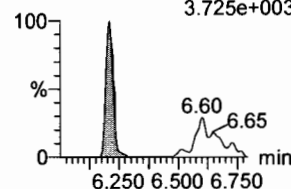


PFTeDA

F60:MRM of 2 channels,ES-
712.9 > 668.8
3.857e+004

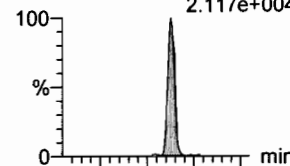


F60:MRM of 2 channels,ES-
712.9 > 369
3.725e+003

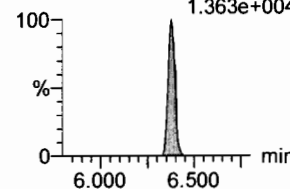


N-EtFOSA

F40:MRM of 2 channels,ES-
526.1 > 168.9
2.117e+004

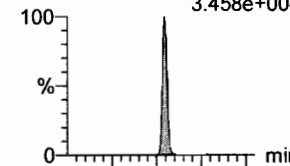


F40:MRM of 2 channels,ES-
526.1 > 219
1.363e+004

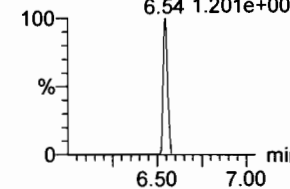


PFHxDA

F62:MRM of 2 channels,ES-
813.1 > 768.6
3.458e+004

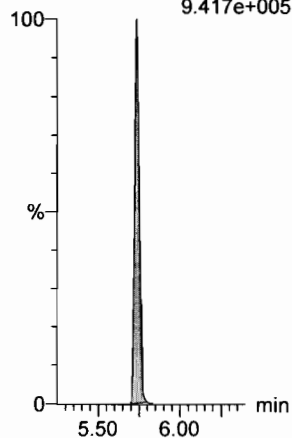


F62:MRM of 2 channels,ES-
813.1 > 219
1.201e+003



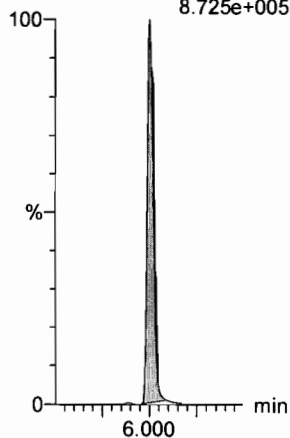
13C2-PFDoA

F54:MRM of 2 channels,ES-
615.0 > 569.7
9.417e+005



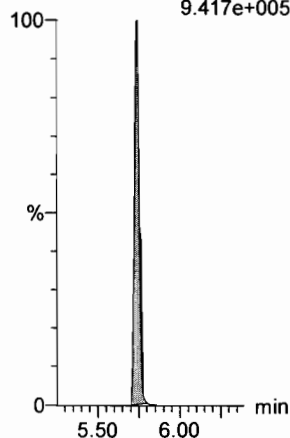
d3-N-MeFOSA

F38:MRM of 1 channel,ES-
515.2 > 168.9
8.725e+005



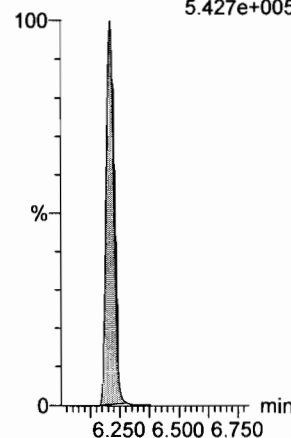
13C2-PFDoA

F54:MRM of 2 channels,ES-
615.0 > 569.7
9.417e+005



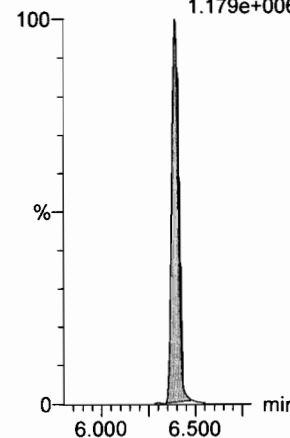
13C2-PFTeDA

F61:MRM of 2 channels,ES-
714.8 > 669.6
5.427e+005



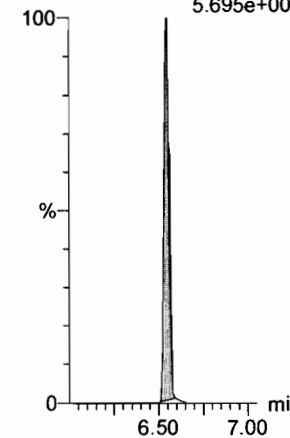
d5-N-ETFOA

F43:MRM of 1 channel,ES-
531.1 > 168.9
1.179e+006



13C2-PFHxDA

F63:MRM of 1 channel,ES-
815 > 769.7
5.695e+005




Dataset: F:\Projects\PFAS.PRO\Results\180307M1\180307M1-CRV_B.qld

Last Altered: Thursday, March 08, 2018 11:30:49 Pacific Standard Time

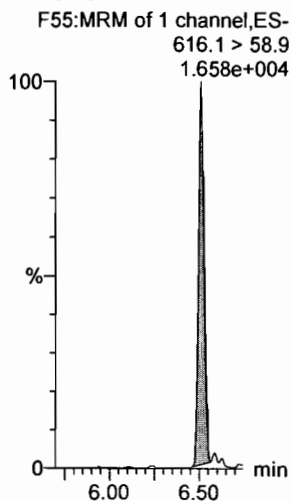
Printed: Thursday, March 08, 2018 11:35:52 Pacific Standard Time

Name: 180307M1_7, Date: 07-Mar-2018, Time: 17:09:19, ID: ST180307M1-2 PFC CS-1 18C0603, Description: PFC CS-1 18C0603

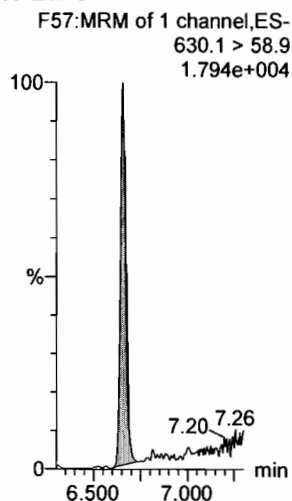
PFODA



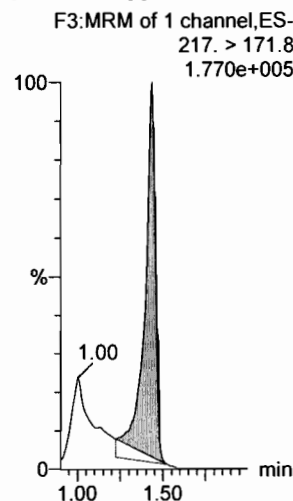
N-MeFOSE



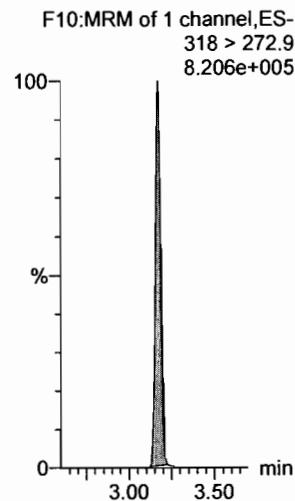
N-EtFOSE



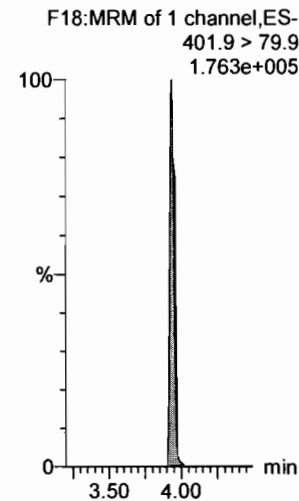
13C4-PFBA



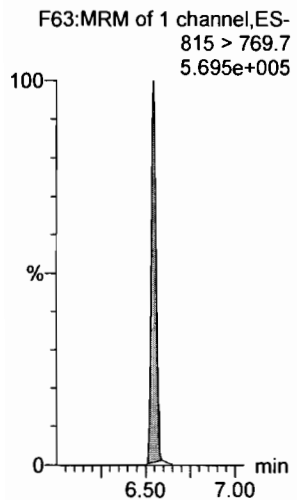
13C5-PFHxA



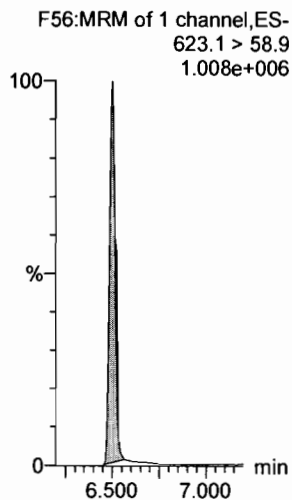
13C3-PFHxS



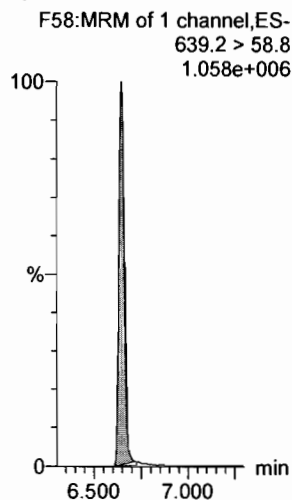
13C2-PFHxDA



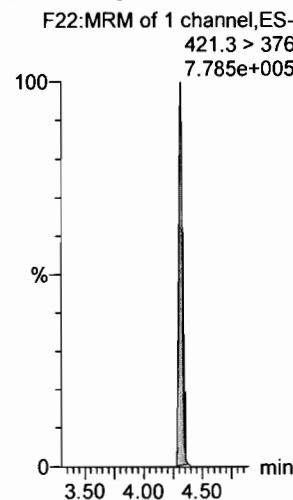
d7-N-MeFOSE



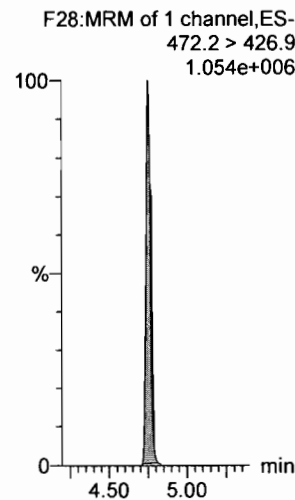
d9-N-EtFOSE



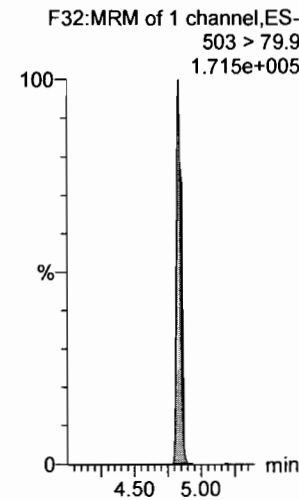
13C8-PFOA



13C9-PFNA



13C4-PFOS



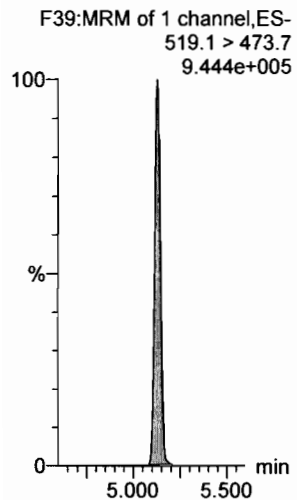
Dataset: F:\Projects\PFAS.PRO\Results\180307M1\180307M1-CRV_B.qld

Last Altered: Thursday, March 08, 2018 11:30:49 Pacific Standard Time

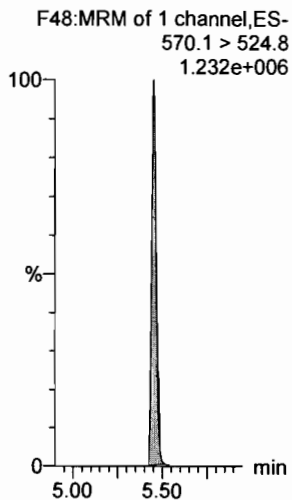
Printed: Thursday, March 08, 2018 11:35:52 Pacific Standard Time

Name: 180307M1_7, Date: 07-Mar-2018, Time: 17:09:19, ID: ST180307M1-2 PFC CS-1 18C0603, Description: PFC CS-1 18C0603

13C6-PFDA



13C7-PFUdA



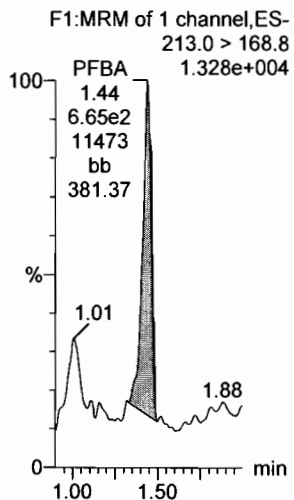
Dataset: F:\Projects\PFAS.PRO\Results\180307M1\180307M1-CRV_B.qld

Last Altered: Thursday, March 08, 2018 11:30:49 Pacific Standard Time

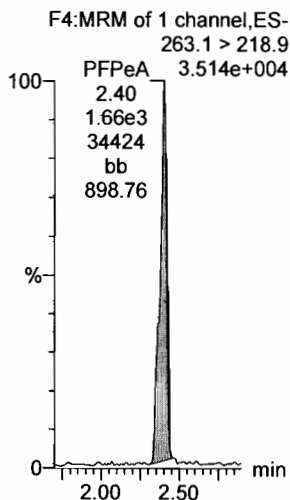
Printed: Thursday, March 08, 2018 11:35:52 Pacific Standard Time

Name: 180307M1_8, Date: 07-Mar-2018, Time: 17:20:45, ID: ST180307M1-3 PFC CS0 18C0604, Description: PFC CS0 18C0604

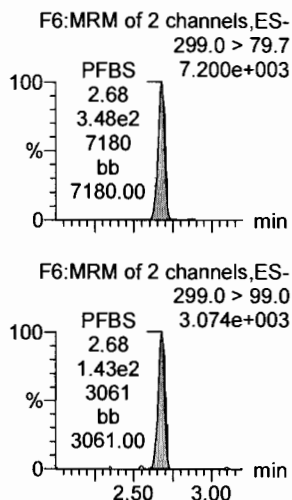
PFBA



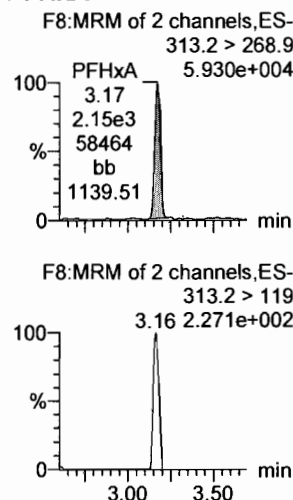
PFPeA



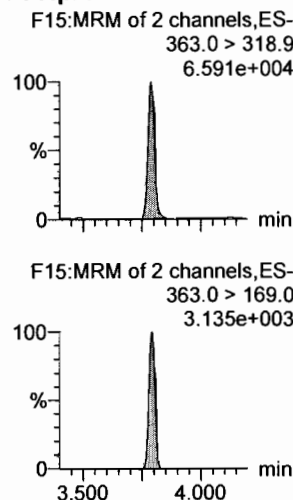
PFBS




PFHxA



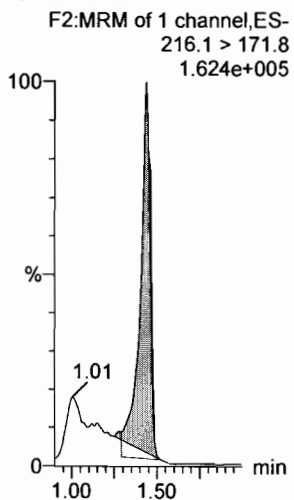
PFHpA



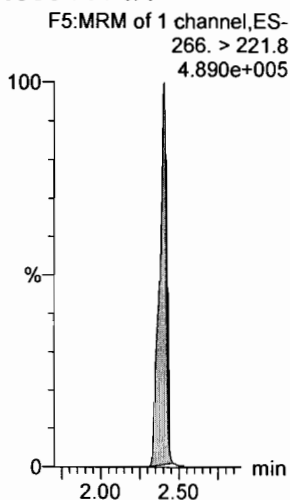
L-PFHxS



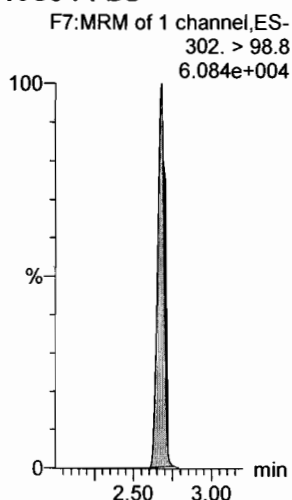
13C3-PFBA



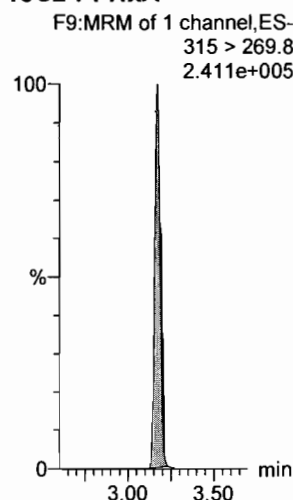
13C3-PFPeA



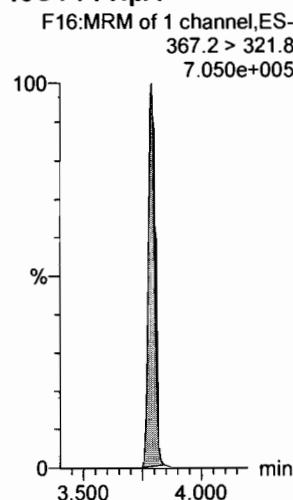
13C3-PFBS



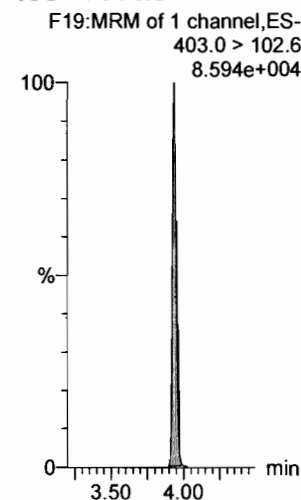
13C2-PFHxA



13C4-PFHpA



18O2-PFHxS

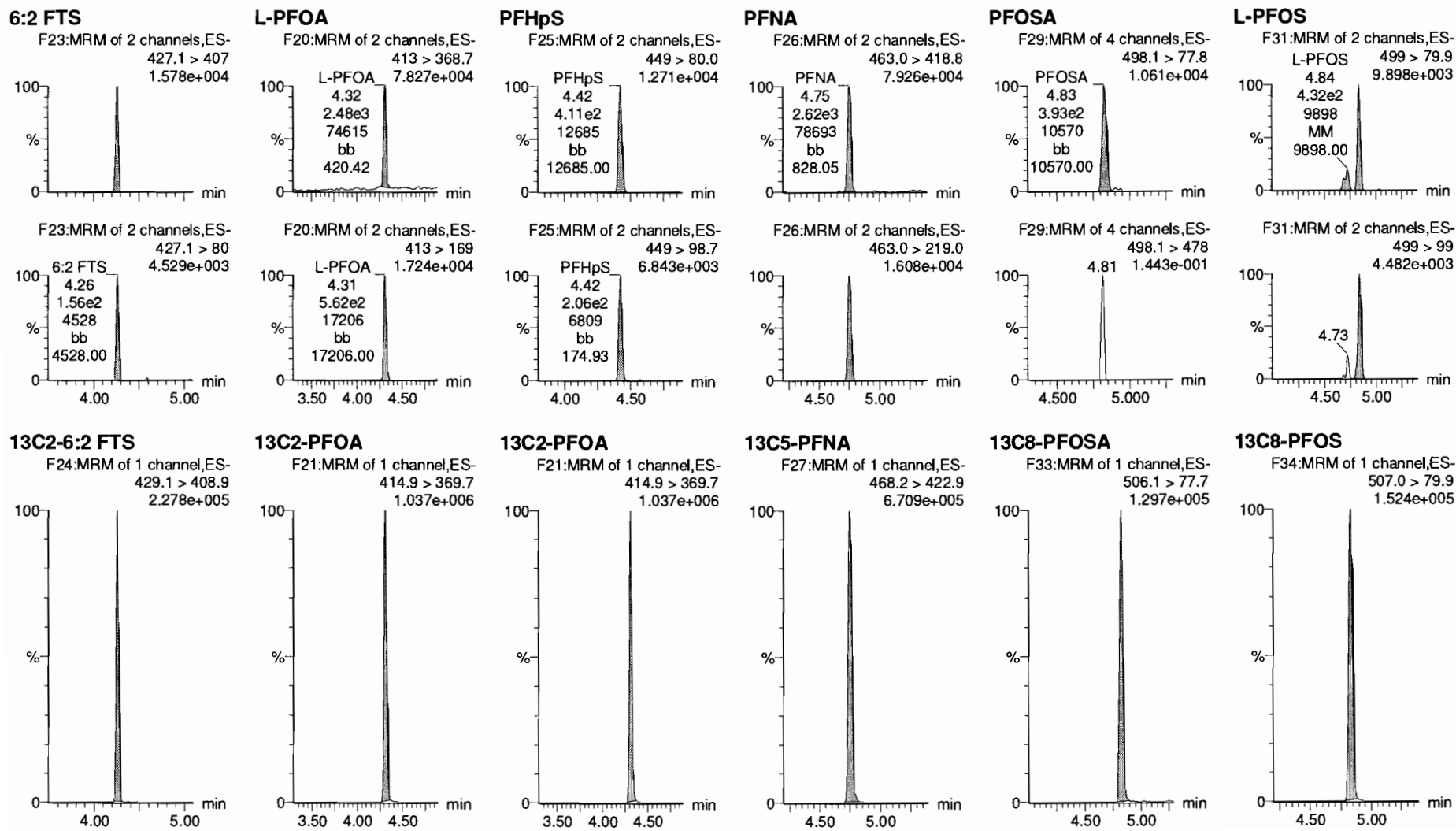


Dataset: F:\Projects\PFAS.PRO\Results\180307M1\180307M1-CRV_B.qld

Last Altered: Thursday, March 08, 2018 11:58:33 Pacific Standard Time

Printed: Thursday, March 08, 2018 12:01:16 Pacific Standard Time

Name: 180307M1_8, Date: 07-Mar-2018, Time: 17:20:45, ID: ST180307M1-3 PFC CS0 18C0604, Description: PFC CS0 18C0604



Dataset: F:\Projects\PFAS.PRO\Results\180307M1\180307M1-CRV_B.qld


Last Altered: Thursday, March 08, 2018 11:30:49 Pacific Standard Time

Printed: Thursday, March 08, 2018 11:35:52 Pacific Standard Time

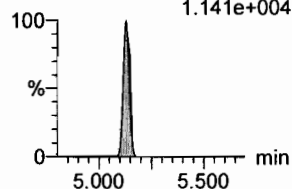
Name: 180307M1_8, Date: 07-Mar-2018, Time: 17:20:45, ID: ST180307M1-3 PFC CS0 18C0604, Description: PFC CS0 18C0604

PFDA

F36:MRM of 2 channels,ES-
513 > 468.8
6.904e+004

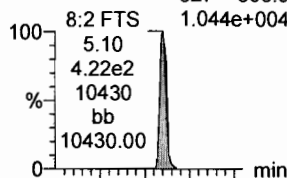


F36:MRM of 2 channels,ES-
513 > 219
1.141e+004

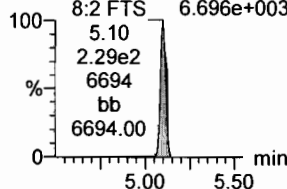


8:2 FTS

F41:MRM of 2 channels,ES-
527 > 506.9
1.044e+004

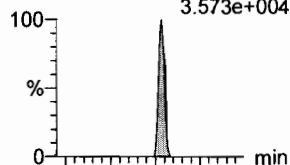


F41:MRM of 2 channels,ES-
527 > 80
6.696e+003

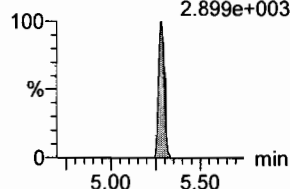


N-MeFOSAA

F47:MRM of 2 channels,ES-
570.1 > 419
3.573e+004

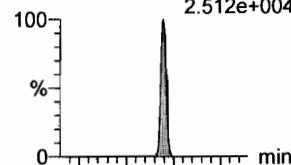


F47:MRM of 2 channels,ES-
570.1 > 483.0
2.899e+003

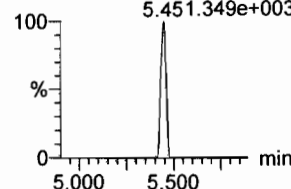


N-EtFOSAA

F50:MRM of 2 channels,ES-
584.2 > 419
2.512e+004

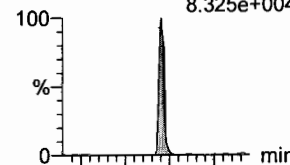


F50:MRM of 2 channels,ES-
584.2 > 483.0
5.451.349e+003

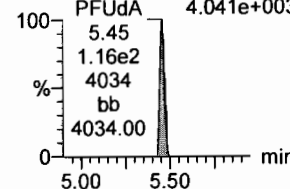


PFUdA

F45:MRM of 2 channels,ES-
563.0 > 518.9
8.325e+004

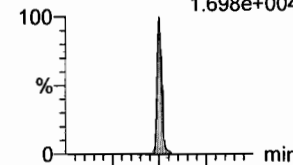


F45:MRM of 2 channels,ES-
563.0 > 269
4.041e+003

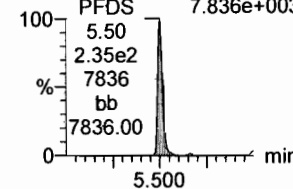


PFDS

F52:MRM of 2 channels,ES-
598.8 > 80
1.698e+004

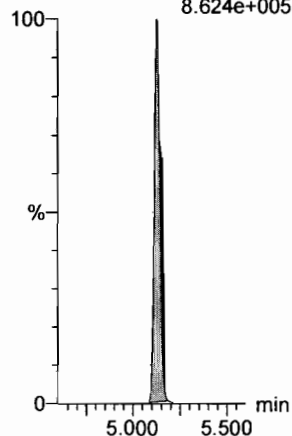


F52:MRM of 2 channels,ES-
598.8 > 98.7
7.836e+003



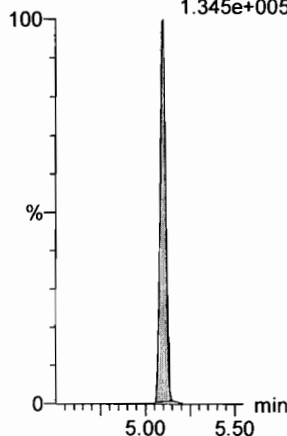
13C2-PFDA

F37:MRM of 1 channel,ES-
515.1 > 469.9
8.624e+005




13C2-8:2 FTS

F42:MRM of 1 channel,ES-
529.1 > 508.7
1.345e+005



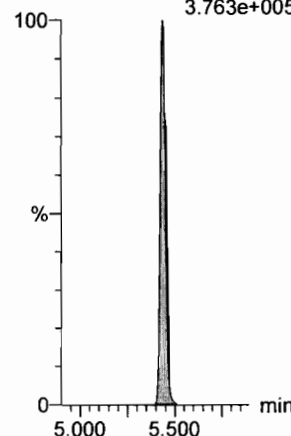
d3-N-MeFOSAA

F49:MRM of 1 channel,ES-
573.3 > 419
3.616e+005



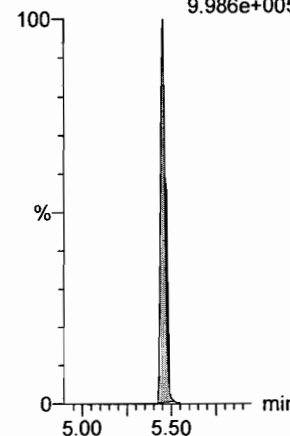
d5-N-EtFOSAA

F51:MRM of 1 channel,ES-
589.3 > 419
3.763e+005



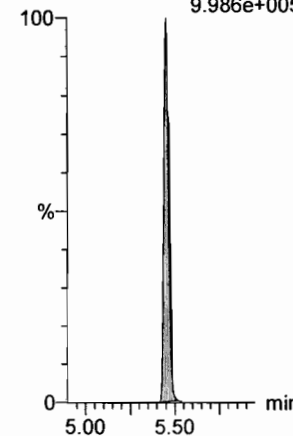
13C2-PFUdA

F46:MRM of 1 channel,ES-
565 > 519.8
9.986e+005



13C2-PFUdA

F46:MRM of 1 channel,ES-
565 > 519.8
9.986e+005



Dataset: F:\Projects\PFAS.PRO\Results\180307M1\180307M1-CRV_B.qld

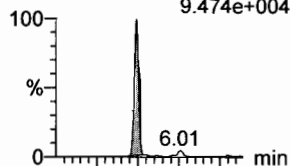
Last Altered: Thursday, March 08, 2018 11:30:49 Pacific Standard Time

Printed: Thursday, March 08, 2018 11:35:52 Pacific Standard Time

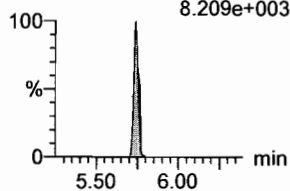
Name: 180307M1_8, Date: 07-Mar-2018, Time: 17:20:45, ID: ST180307M1-3 PFC CS0 18C0604, Description: PFC CS0 18C0604

PFDoA

F53:MRM of 4 channels,ES-
612.9 > 569.0
9.474e+004

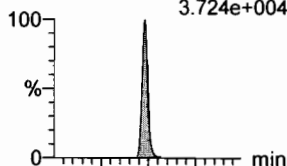


F53:MRM of 4 channels,ES-
612.9 > 318.8
8.209e+003

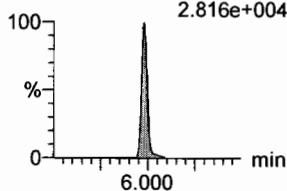


N-MeFOSA

F35:MRM of 2 channels,ES-
512.1 > 168.9
3.724e+004

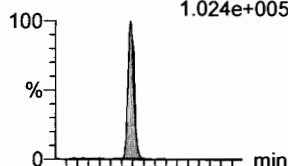


F35:MRM of 2 channels,ES-
512.1 > 219
2.816e+004

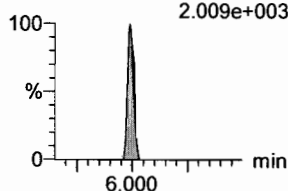


PFTeDA

F59:MRM of 2 channels,ES-
662.9 > 618.9
1.024e+005




F59:MRM of 2 channels,ES-
662.9 > 319
2.009e+003

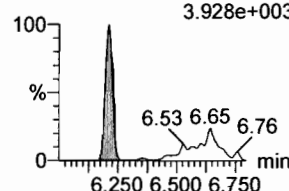


PFTeDA

F60:MRM of 2 channels,ES-
712.9 > 668.8
5.272e+004

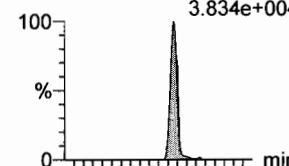


F60:MRM of 2 channels,ES-
712.9 > 369
3.928e+003

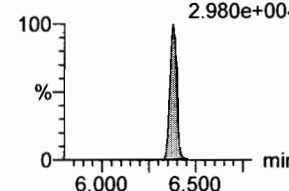


N-EtFOSA

F40:MRM of 2 channels,ES-
526.1 > 168.9
3.834e+004

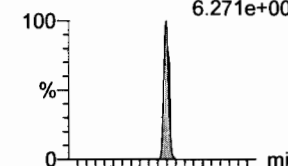


F40:MRM of 2 channels,ES-
526.1 > 219
2.980e+004

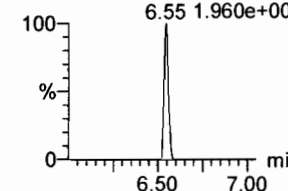


PFHxDA

F62:MRM of 2 channels,ES-
813.1 > 768.6
6.271e+004

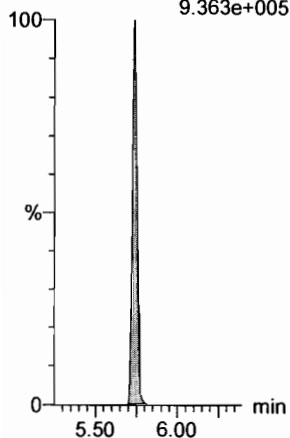


F62:MRM of 2 channels,ES-
813.1 > 219
1.960e+003



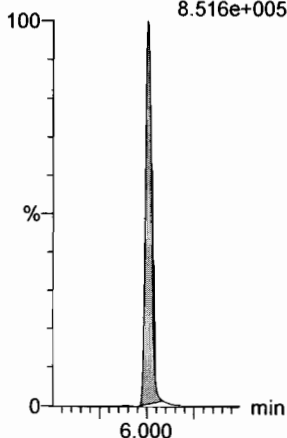
13C2-PFDoA

F54:MRM of 2 channels,ES-
615.0 > 569.7
9.363e+005



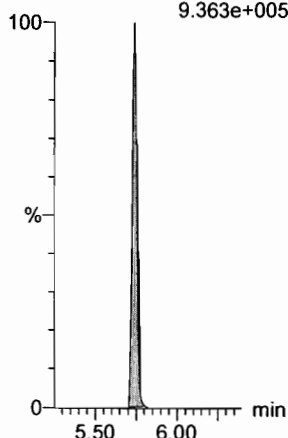
d3-N-MeFOSA

F38:MRM of 1 channel,ES-
515.2 > 168.9
8.516e+005



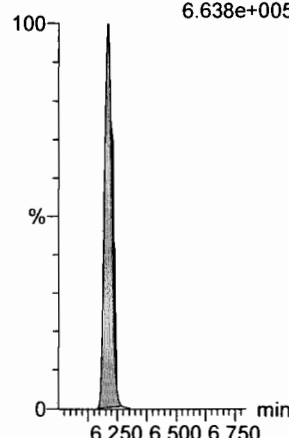
13C2-PFDoA

F54:MRM of 2 channels,ES-
615.0 > 569.7
9.363e+005



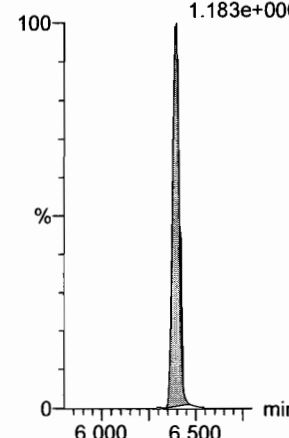
13C2-PFTeDA

F61:MRM of 2 channels,ES-
714.8 > 669.6
6.638e+005



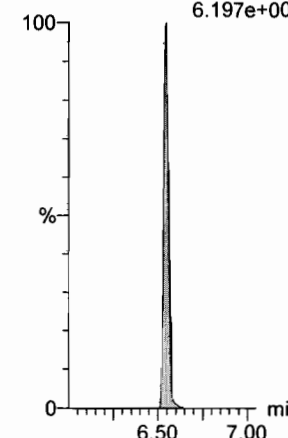
d5-N-ETFOSA

F43:MRM of 1 channel,ES-
531.1 > 168.9
1.183e+006



13C2-PFHxDA

F63:MRM of 1 channel,ES-
815 > 769.7
6.197e+005



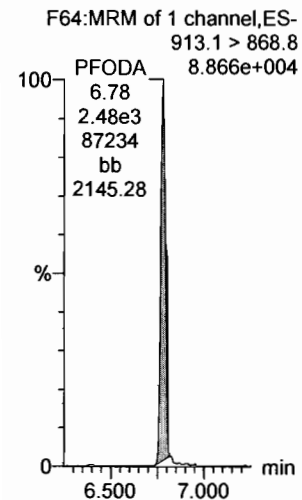
Dataset: F:\Projects\PFAS.PRO\Results\180307M1\180307M1-CRV_B.qld

Last Altered: Thursday, March 08, 2018 11:30:49 Pacific Standard Time

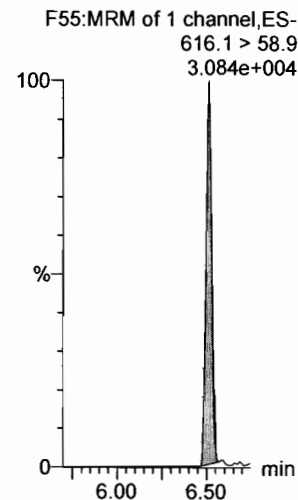
Printed: Thursday, March 08, 2018 11:35:52 Pacific Standard Time

Name: 180307M1_8, Date: 07-Mar-2018, Time: 17:20:45, ID: ST180307M1-3 PFC CS0 18C0604, Description: PFC CS0 18C0604

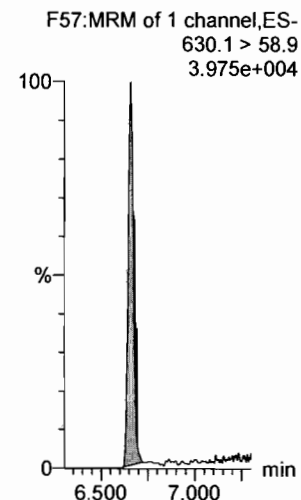
PFODA



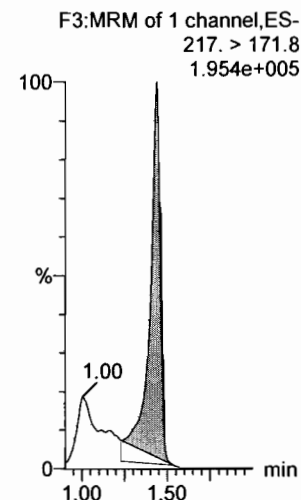
N-MeFOSE



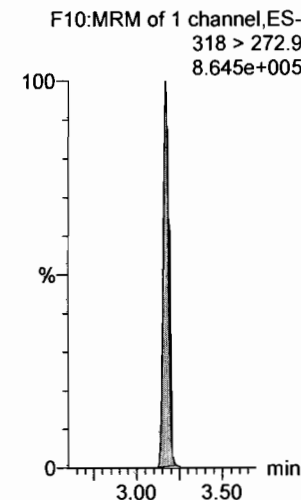
N-EtFOSE



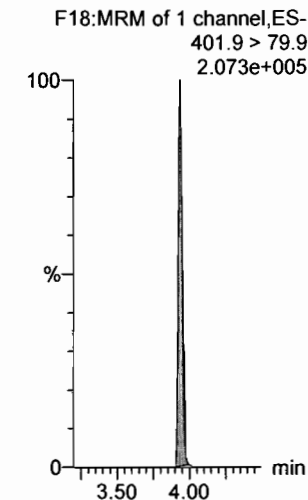
13C4-PFBA



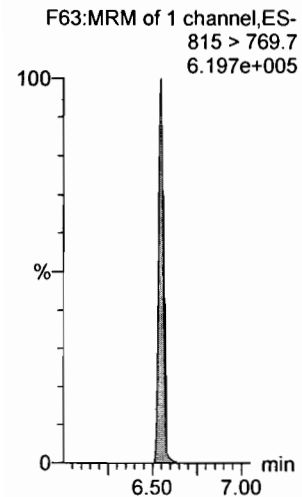
13C5-PFHxA



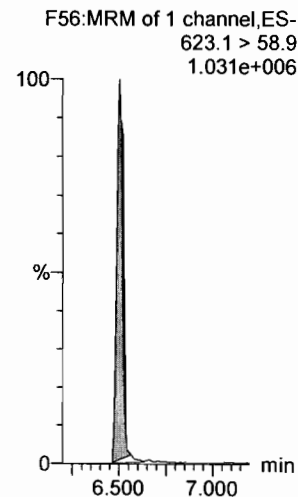
13C3-PFHxS



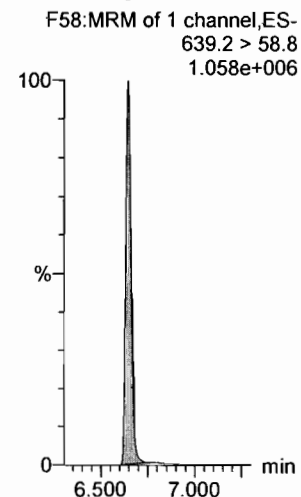
13C2-PFHxDA



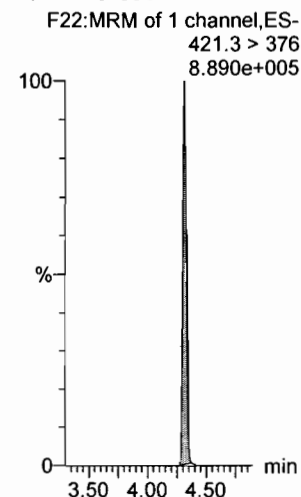
d7-N-MeFOSE



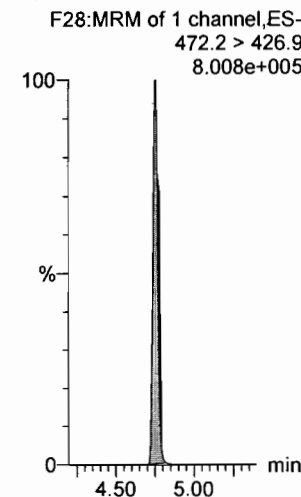
d9-N-EtFOSE



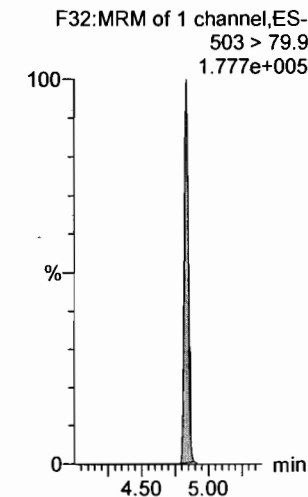
13C8-PFOA



13C9-PFNA



13C4-PFOS



Dataset: F:\Projects\PFAS.PRO\Results\180307M1\180307M1-CRV_B.qld

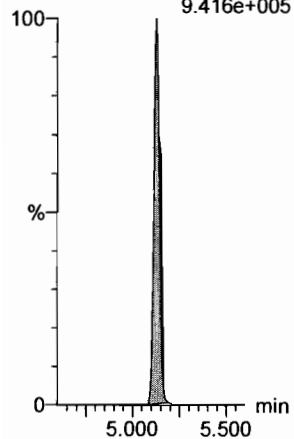
Last Altered: Thursday, March 08, 2018 11:30:49 Pacific Standard Time

Printed: Thursday, March 08, 2018 11:35:52 Pacific Standard Time

Name: 180307M1_8, Date: 07-Mar-2018, Time: 17:20:45, ID: ST180307M1-3 PFC CS0 18C0604, Description: PFC CS0 18C0604

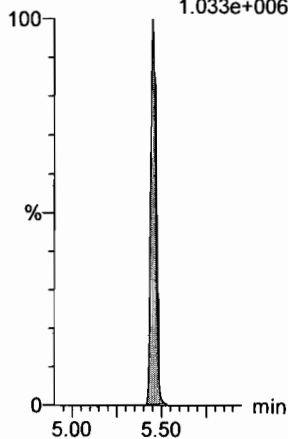
13C6-PFDA

F39:MRM of 1 channel,ES-
519.1 > 473.7
9.416e+005



13C7-PFUdA

F48:MRM of 1 channel,ES-
570.1 > 524.8
1.033e+006



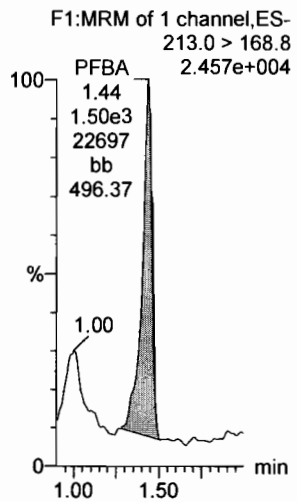
Dataset: F:\Projects\PFAS.PRO\Results\180307M1\180307M1-CRV_B.qld

Last Altered: Thursday, March 08, 2018 11:30:49 Pacific Standard Time

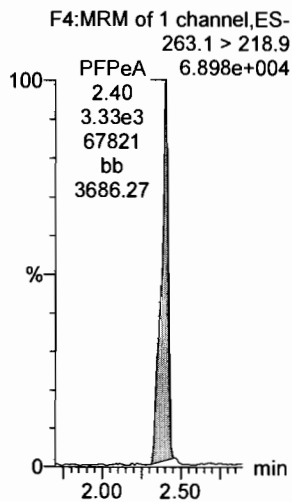
Printed: Thursday, March 08, 2018 11:35:52 Pacific Standard Time

Name: 180307M1_9, Date: 07-Mar-2018, Time: 17:32:12, ID: ST180307M1-4 PFC CS1 18C0605, Description: PFC CS1 18C0605

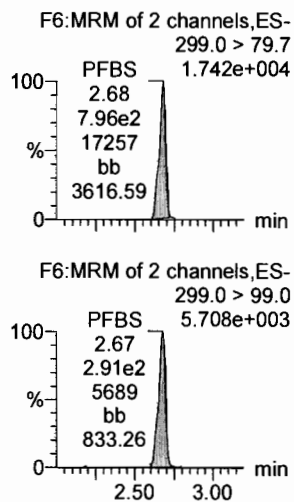
PFBA



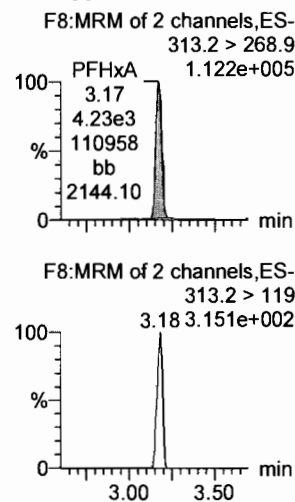
PFPeA



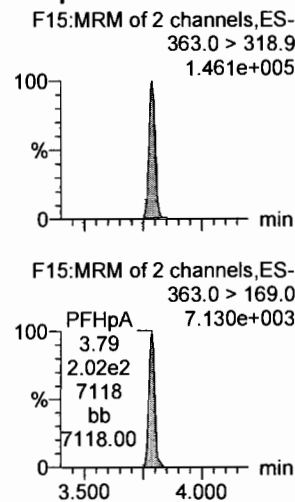
PFBS




PFHxA



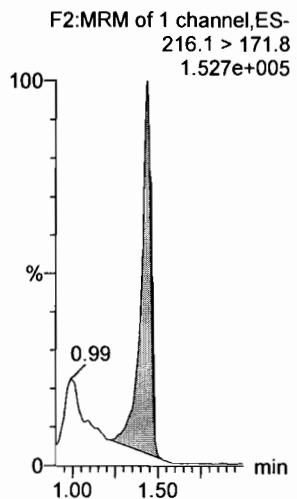
PFHpA



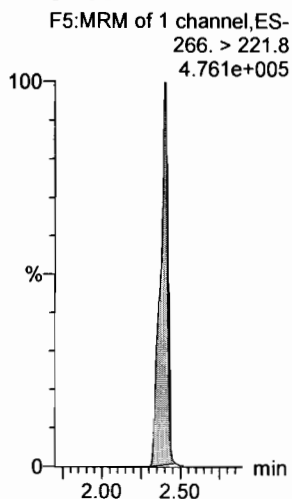
L-PFHxS



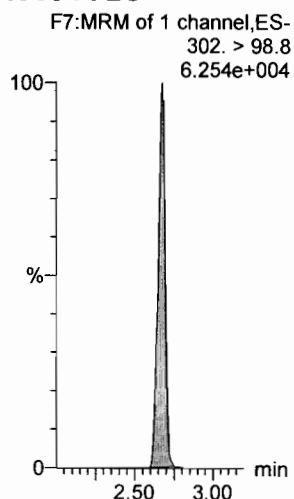
13C3-PFBA



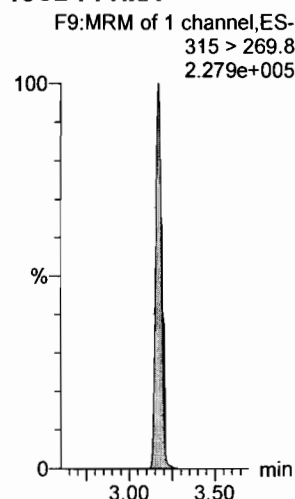
13C3-PFPeA



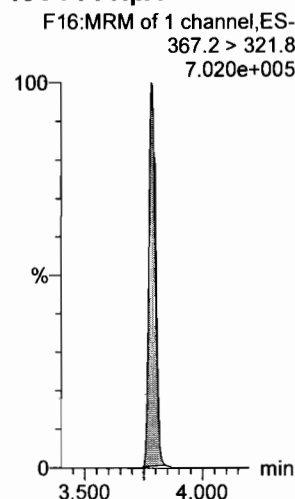
13C3-PFBS



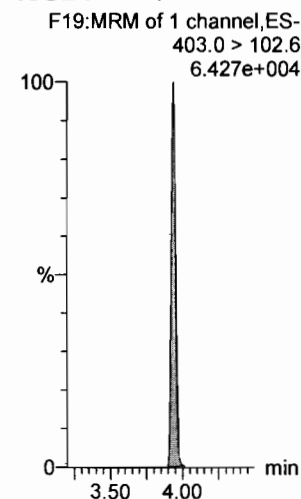
13C2-PFHxA



13C4-PFHpA



18O2-PFHxS



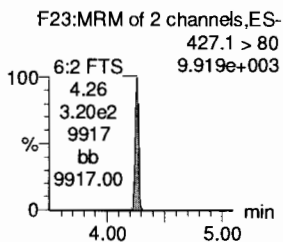
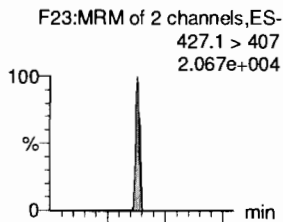
Dataset: F:\Projects\PFAS.PRO\Results\180307M1\180307M1-CRV_B.qld

Last Altered: Thursday, March 08, 2018 11:58:33 Pacific Standard Time

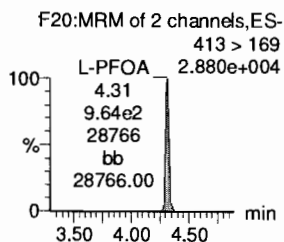
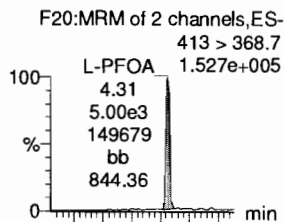
Printed: Thursday, March 08, 2018 12:01:16 Pacific Standard Time

Name: 180307M1_9, Date: 07-Mar-2018, Time: 17:32:12, ID: ST180307M1-4 PFC CS1 18C0605, Description: PFC CS1 18C0605

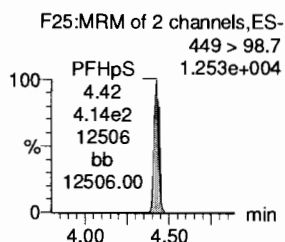
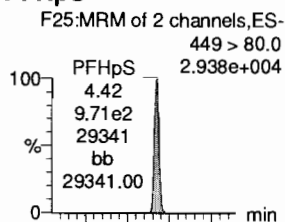
6:2 FTS



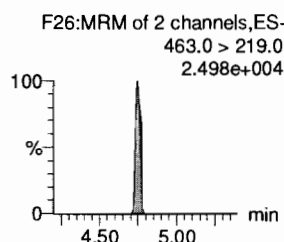
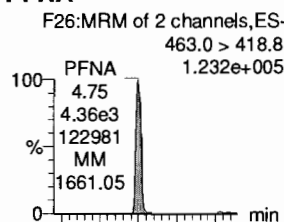
L-PFOA



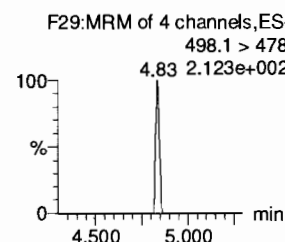
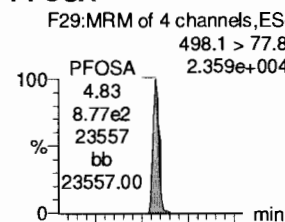
PFHpS



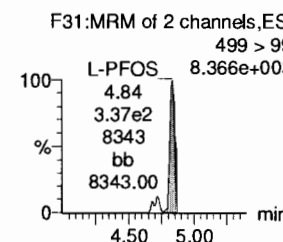
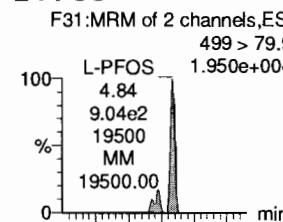
PFNA



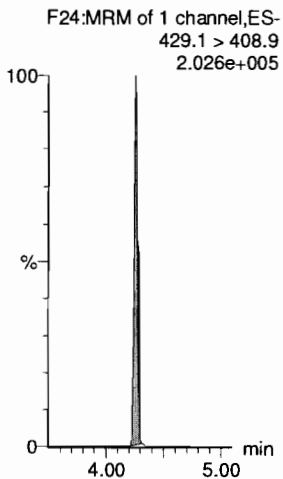
PFOSA



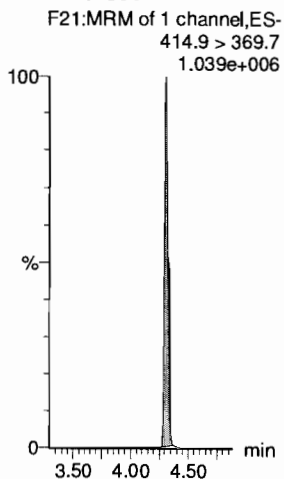
L-PFOS



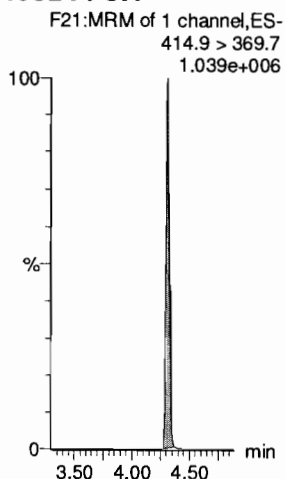
13C2-6:2 FTS



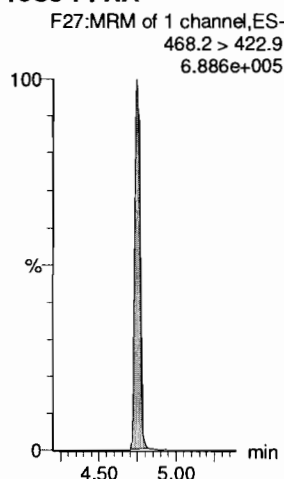
13C2-PFOA



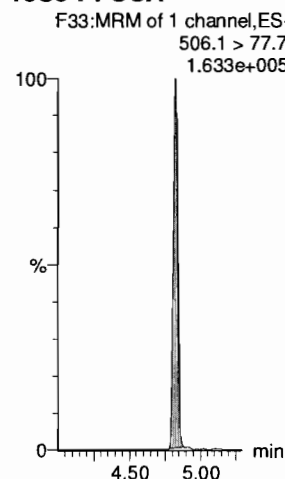
13C2-PFOA



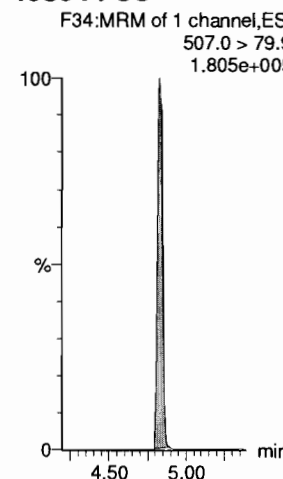
13C5-PFNA



13C8-PFOA



13C8-PFOS



Dataset: F:\Projects\PFAS.PRO\Results\180307M1\180307M1-CRV_B.qld

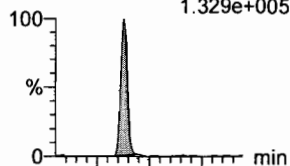
Last Altered: Thursday, March 08, 2018 11:30:49 Pacific Standard Time

Printed: Thursday, March 08, 2018 11:35:52 Pacific Standard Time

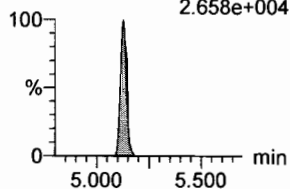
Name: 180307M1_9, Date: 07-Mar-2018, Time: 17:32:12, ID: ST180307M1-4 PFC CS1 18C0605, Description: PFC CS1 18C0605

PFDA

F36:MRM of 2 channels,ES-
513 > 468.8
1.329e+005

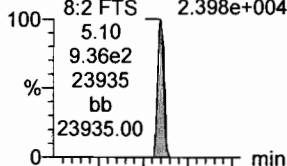


F36:MRM of 2 channels,ES-
513 > 219
2.658e+004

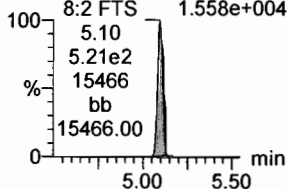


8:2 FTS

F41:MRM of 2 channels,ES-
527 > 506.9
2.398e+004

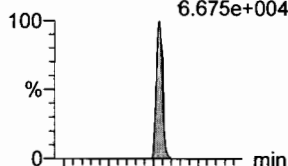


F41:MRM of 2 channels,ES-
527 > 80
1.558e+004

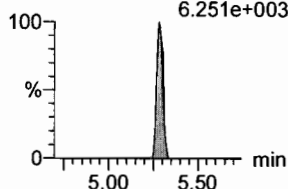


N-MeFOSAA

F47:MRM of 2 channels,ES-
570.1 > 419
6.675e+004

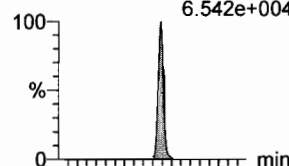


F47:MRM of 2 channels,ES-
570.1 > 483.0
6.251e+003

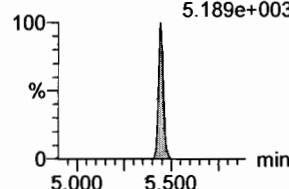


N-EtFOSAA

F50:MRM of 2 channels,ES-
584.2 > 419
6.542e+004

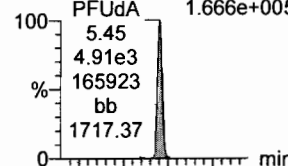


F50:MRM of 2 channels,ES-
584.2 > 483.0
5.189e+003

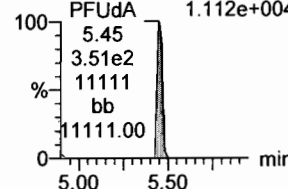


PFUdA

F45:MRM of 2 channels,ES-
563.0 > 518.9
1.666e+005

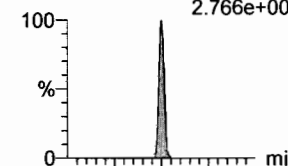


F45:MRM of 2 channels,ES-
563.0 > 269
1.112e+004

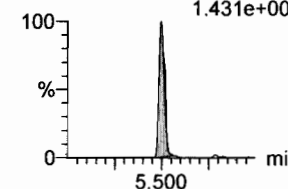


PFDS

F52:MRM of 2 channels,ES-
598.8 > 80
2.766e+004

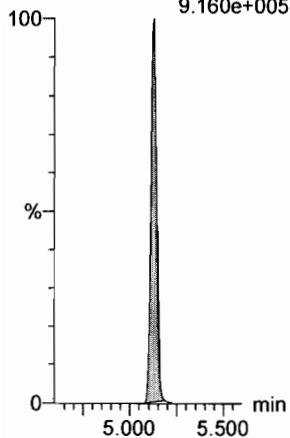


F52:MRM of 2 channels,ES-
598.8 > 98.7
1.431e+004



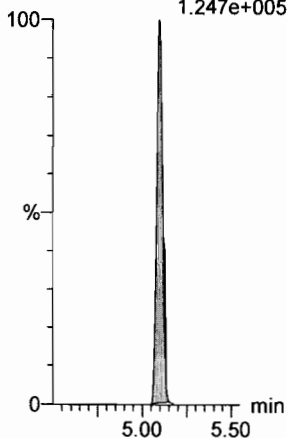
13C2-PFDA

F37:MRM of 1 channel,ES-
515.1 > 469.9
9.160e+005



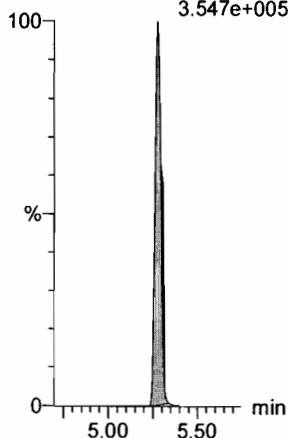
13C2-8:2 FTS

F42:MRM of 1 channel,ES-
529.1 > 508.7
1.247e+005



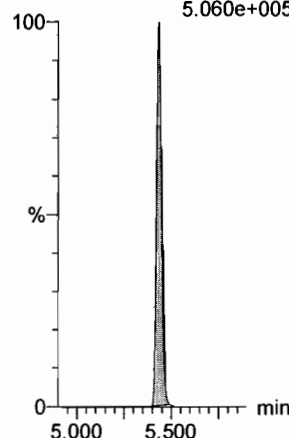
d3-N-MeFOSAA

F49:MRM of 1 channel,ES-
573.3 > 419
3.547e+005



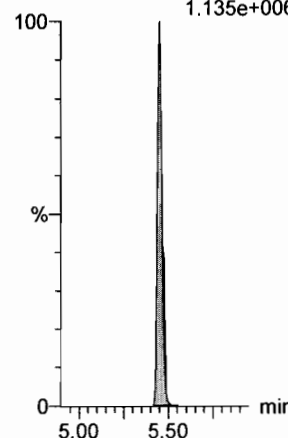
d5-N-EtFOSAA

F51:MRM of 1 channel,ES-
589.3 > 419
5.060e+005



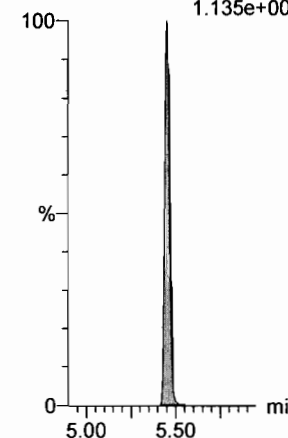
13C2-PFUdA

F46:MRM of 1 channel,ES-
565 > 519.8
1.135e+006



13C2-PFUdA

F46:MRM of 1 channel,ES-
565 > 519.8
1.135e+006



Dataset: F:\Projects\PFAS.PRO\Results\180307M1\180307M1-CRV_B.qld

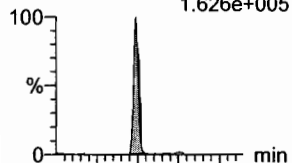
Last Altered: Thursday, March 08, 2018 11:30:49 Pacific Standard Time

Printed: Thursday, March 08, 2018 11:35:52 Pacific Standard Time

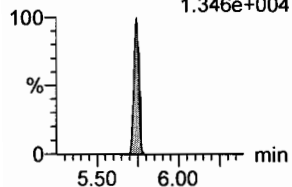
Name: 180307M1_9, Date: 07-Mar-2018, Time: 17:32:12, ID: ST180307M1-4 PFC CS1 18C0605, Description: PFC CS1 18C0605

PFDoA

F53:MRM of 4 channels,ES-
612.9 > 569.0
1.626e+005




F53:MRM of 4 channels,ES-
612.9 > 318.8
1.346e+004

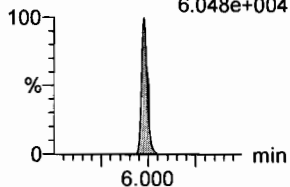


N-MeFOSA

F35:MRM of 2 channels,ES-
512.1 > 168.9
7.844e+004

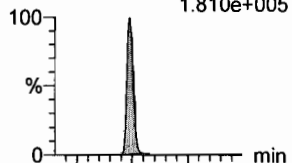


F35:MRM of 2 channels,ES-
512.1 > 219
6.048e+004

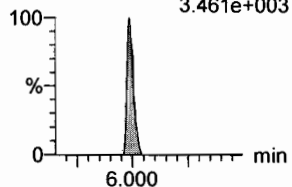


PFTrDA

F59:MRM of 2 channels,ES-
662.9 > 618.9
1.810e+005



F59:MRM of 2 channels,ES-
662.9 > 319
3.461e+003

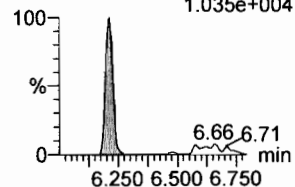


PFTeDA

F60:MRM of 2 channels,ES-
712.9 > 668.8
1.593e+005

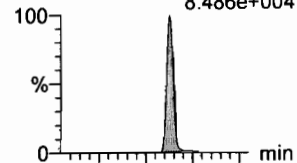


F60:MRM of 2 channels,ES-
712.9 > 369
1.035e+004

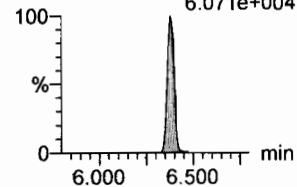


N-EtFOSA

F40:MRM of 2 channels,ES-
526.1 > 168.9
8.486e+004

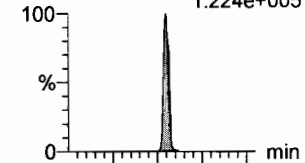


F40:MRM of 2 channels,ES-
526.1 > 219
6.071e+004

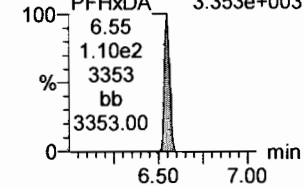


PFHxDA

F62:MRM of 2 channels,ES-
813.1 > 768.6
1.224e+005

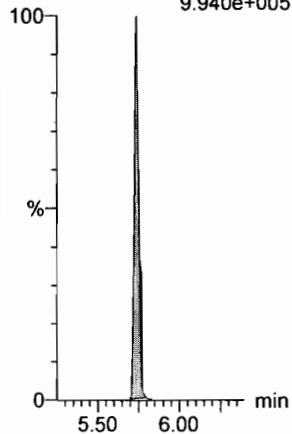


F62:MRM of 2 channels,ES-
813.1 > 219
3.353e+003



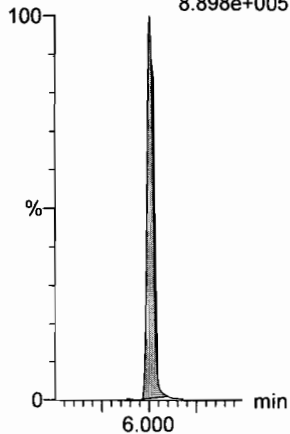
13C2-PFDoA

F54:MRM of 2 channels,ES-
615.0 > 569.7
9.940e+005



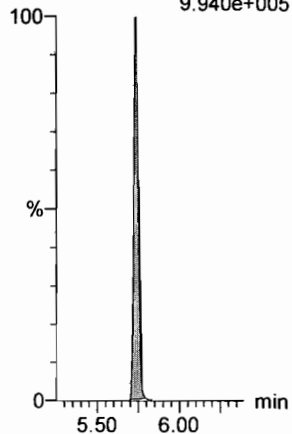
d3-N-MeFOSA

F38:MRM of 1 channel,ES-
515.2 > 168.9
8.898e+005



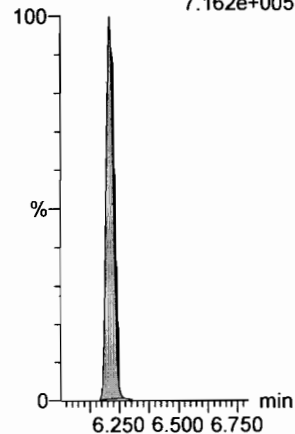
13C2-PFDoA

F54:MRM of 2 channels,ES-
615.0 > 569.7
9.940e+005



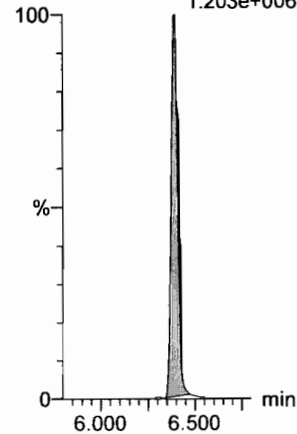
13C2-PFTeDA

F61:MRM of 2 channels,ES-
714.8 > 669.6
7.162e+005



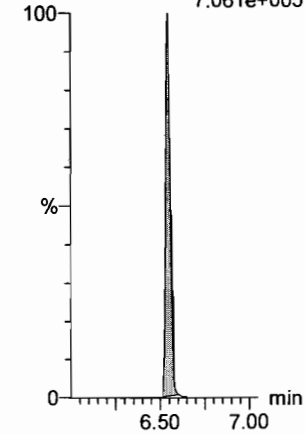
d5-N-ETFOSA

F43:MRM of 1 channel,ES-
531.1 > 168.9
1.203e+006



13C2-PFHxDA

F63:MRM of 1 channel,ES-
815 > 769.7
7.061e+005



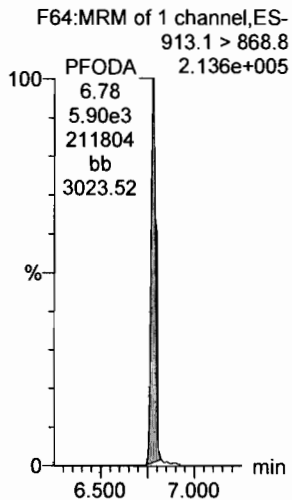
Dataset: F:\Projects\PFAS.PRO\Results\180307M1\180307M1-CRV_B.qld

Last Altered: Thursday, March 08, 2018 11:30:49 Pacific Standard Time

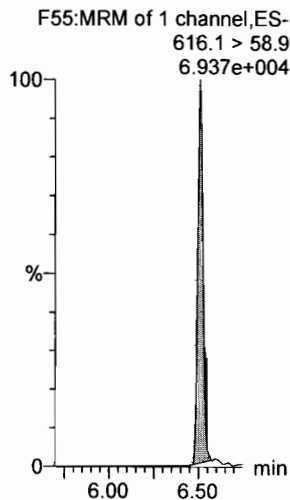
Printed: Thursday, March 08, 2018 11:35:52 Pacific Standard Time

Name: 180307M1_9, Date: 07-Mar-2018, Time: 17:32:12, ID: ST180307M1-4 PFC CS1 18C0605, Description: PFC CS1 18C0605

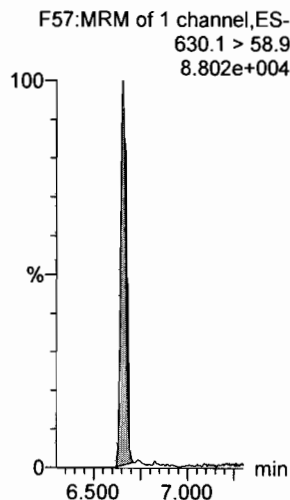
PFODA



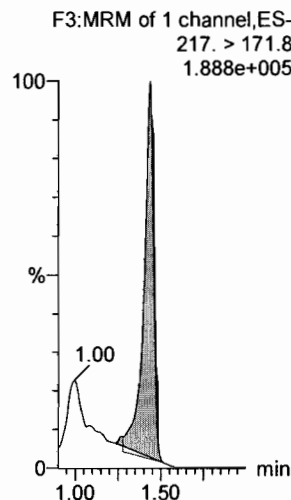
N-MeFOSE



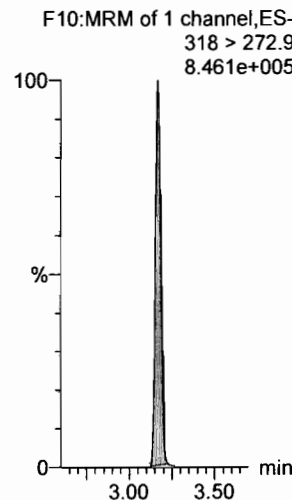
N-EtFOSE



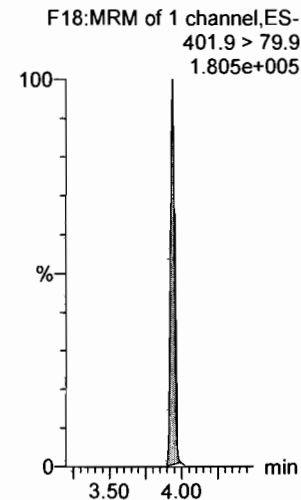
13C4-PFBA



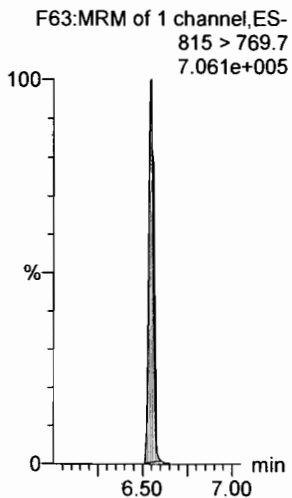
13C5-PFHxA



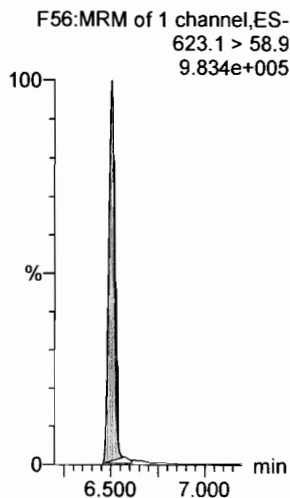
13C3-PFHxS



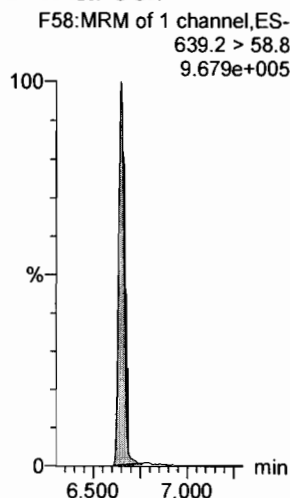
13C2-PFHxDA



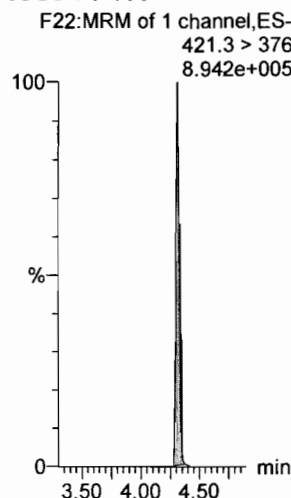
d7-N-MeFOSE



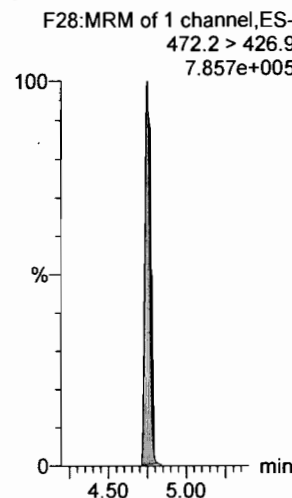
d9-N-EtFOSE



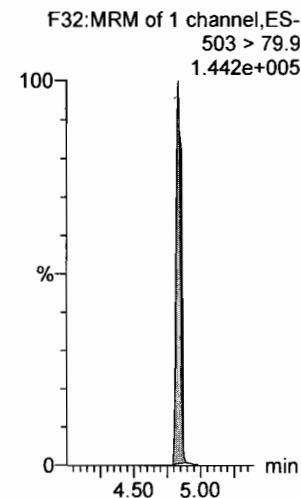
13C8-PFOA



13C9-PFNA



13C4-PFOS



Dataset: F:\Projects\PFAS.PRO\Results\180307M1\180307M1-CRV_B.qld

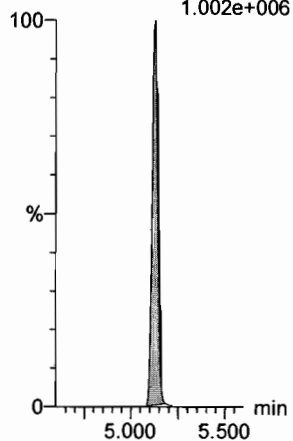
Last Altered: Thursday, March 08, 2018 11:30:49 Pacific Standard Time

Printed: Thursday, March 08, 2018 11:35:52 Pacific Standard Time

Name: 180307M1_9, Date: 07-Mar-2018, Time: 17:32:12, ID: ST180307M1-4 PFC CS1 18C0605, Description: PFC CS1 18C0605

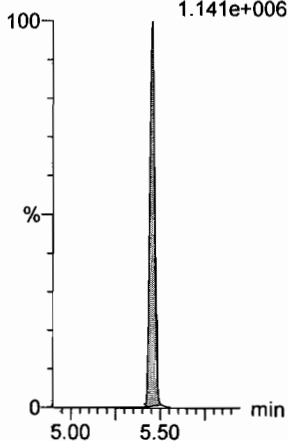
13C6-PFDA

F39:MRM of 1 channel,ES-
519.1 > 473.7
1.002e+006



13C7-PFUdA

F48:MRM of 1 channel,ES-
570.1 > 524.8
1.141e+006



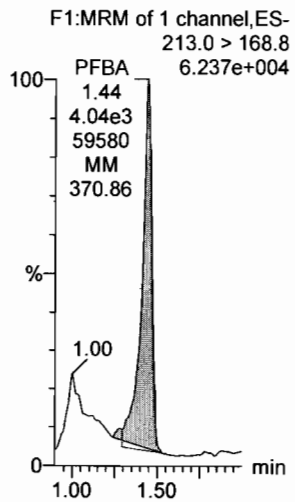
Dataset: F:\Projects\PFAS.PRO\Results\180307M1\180307M1-CRV_B.qld

Last Altered: Thursday, March 08, 2018 11:30:49 Pacific Standard Time

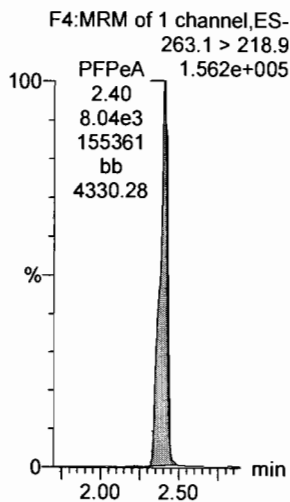
Printed: Thursday, March 08, 2018 11:35:52 Pacific Standard Time

Name: 180307M1_10, Date: 07-Mar-2018, Time: 17:43:42, ID: ST180307M1-5 PFC CS2 18C0606, Description: PFC CS2 18C0606

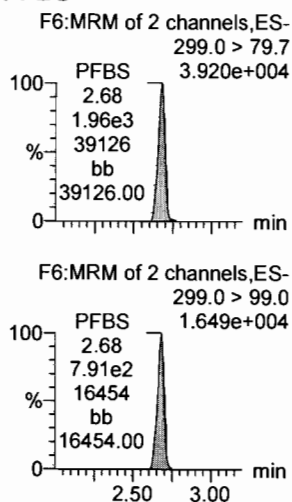
PFBA




PFPeA



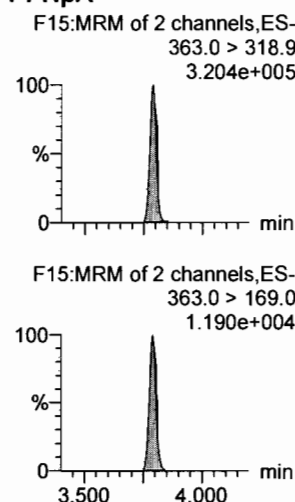
PFBS



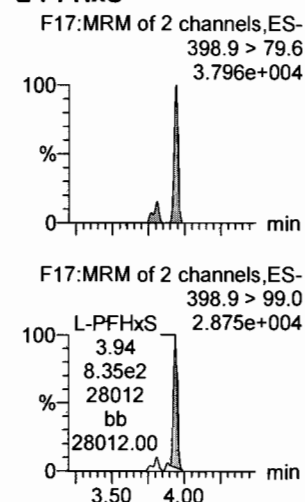
PFHxA



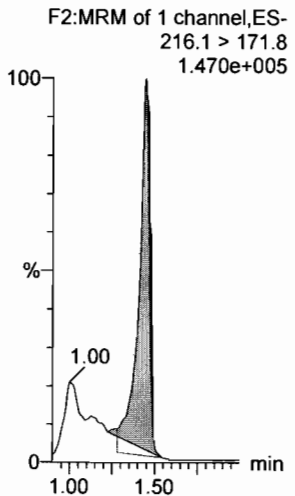
PFHpA



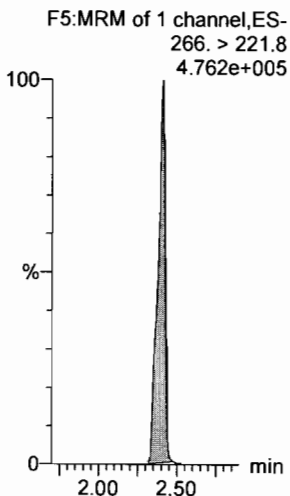
L-PFHxS



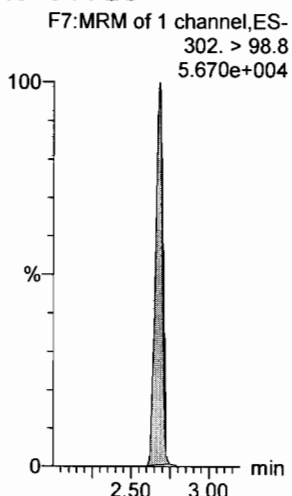
13C3-PFBA




13C3-PFPeA



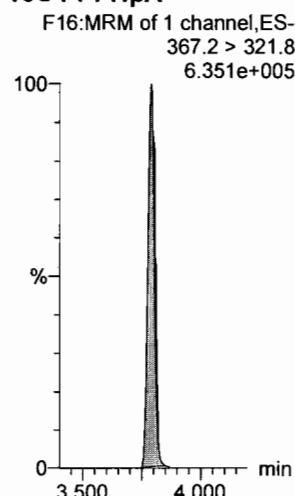
13C3-PFBS



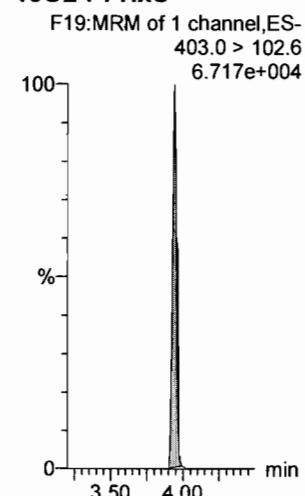
13C2-PFHxA



13C4-PFHpA



18O2-PFHxS

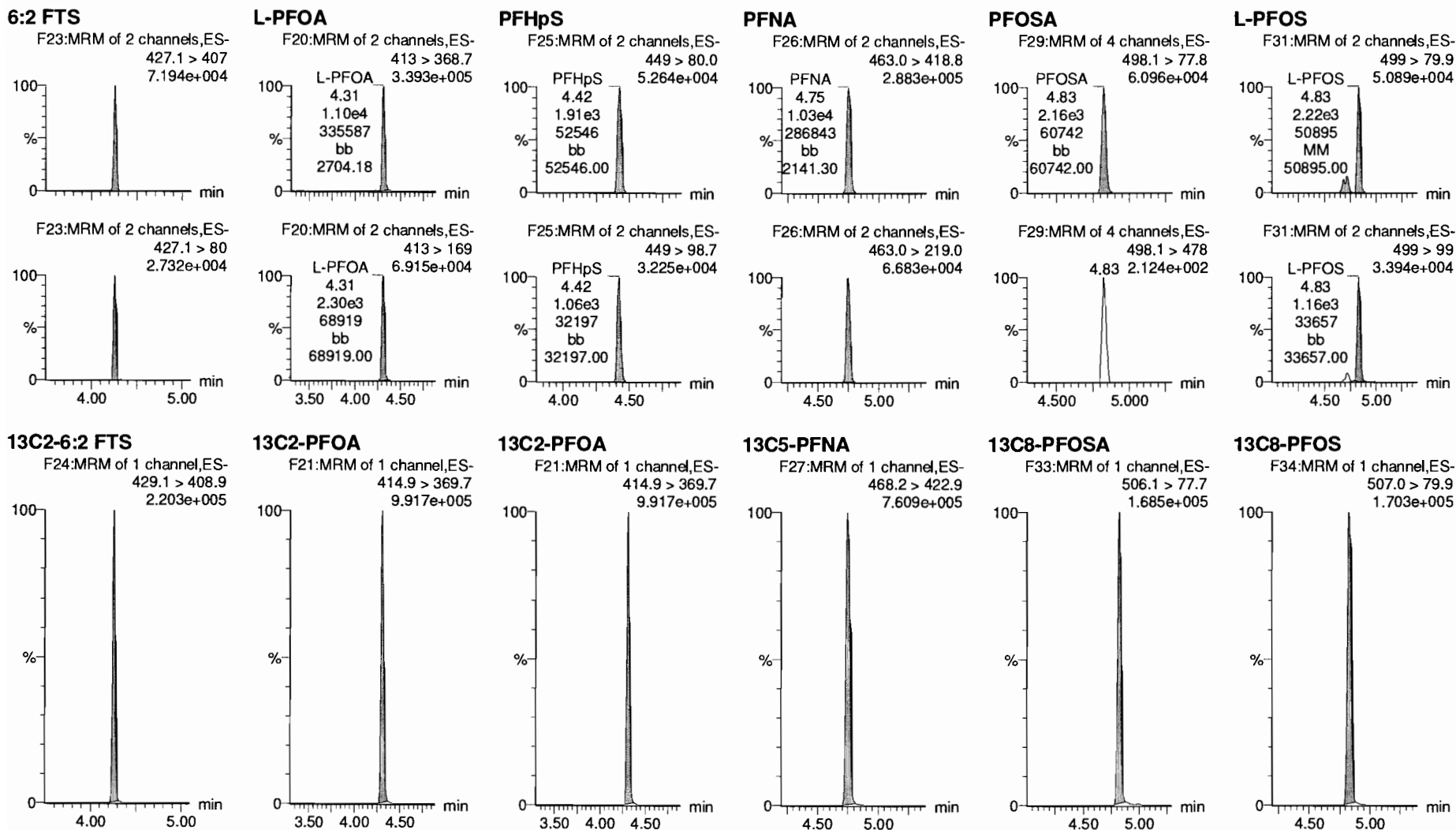


Dataset: F:\Projects\PFAS.PRO\Results\180307M1\180307M1-CRV_B.qld

Last Altered: Thursday, March 08, 2018 11:58:33 Pacific Standard Time

Printed: Thursday, March 08, 2018 12:01:16 Pacific Standard Time

Name: 180307M1_10, Date: 07-Mar-2018, Time: 17:43:42, ID: ST180307M1-5 PFC CS2 18C0606, Description: PFC CS2 18C0606



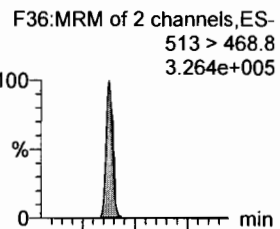
Dataset: F:\Projects\PFAS.PRO\Results\180307M1\180307M1-CRV_B.qld

Last Altered: Thursday, March 08, 2018 11:30:49 Pacific Standard Time

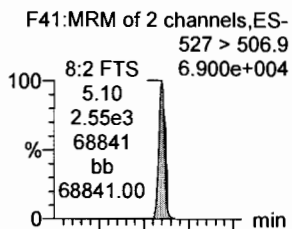
Printed: Thursday, March 08, 2018 11:35:52 Pacific Standard Time

Name: 180307M1_10, Date: 07-Mar-2018, Time: 17:43:42, ID: ST180307M1-5 PFC CS2 18C0606, Description: PFC CS2 18C0606

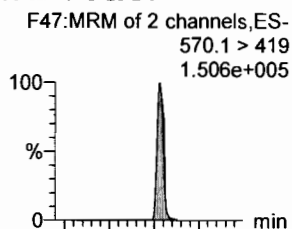
PFDA



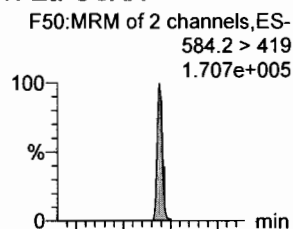
8:2 FTS



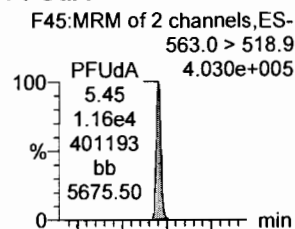
N-MeFOSAA



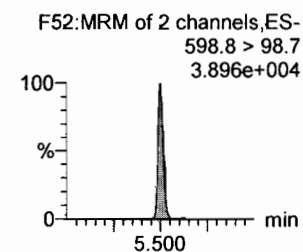
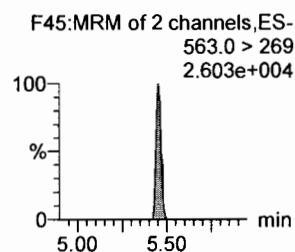
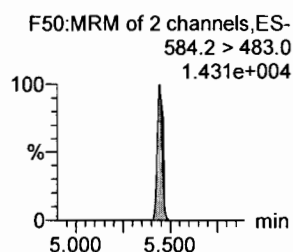
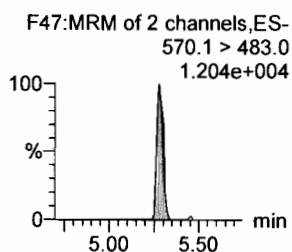
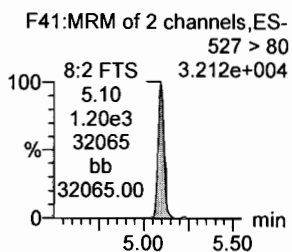
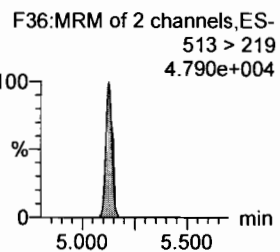
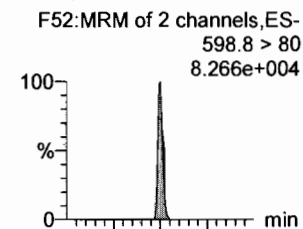
N-EtFOSAA



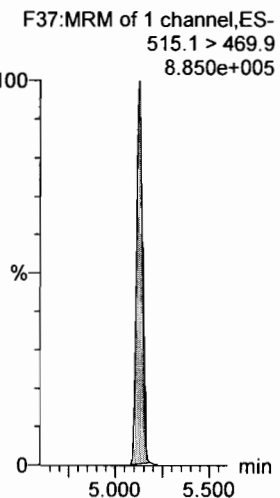
PFUdA



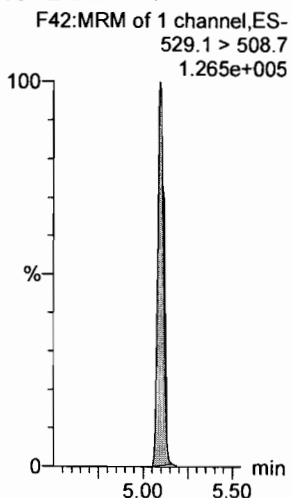
PFDS



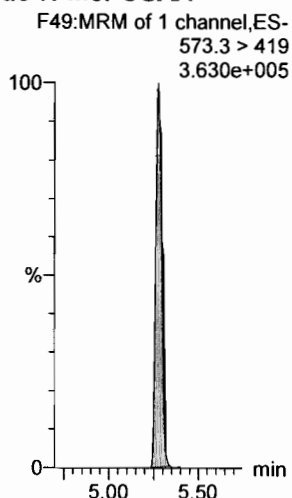
13C2-PFDA



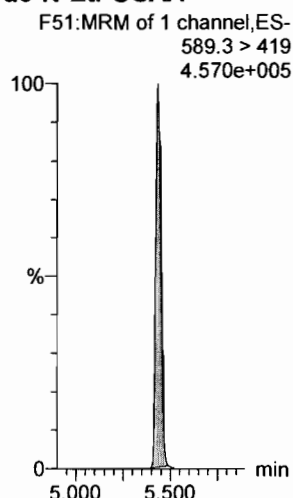
13C2-8:2 FTS



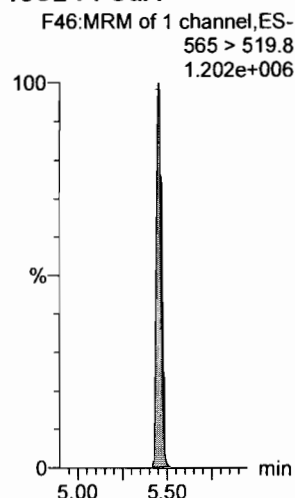
d3-N-MeFOSAA



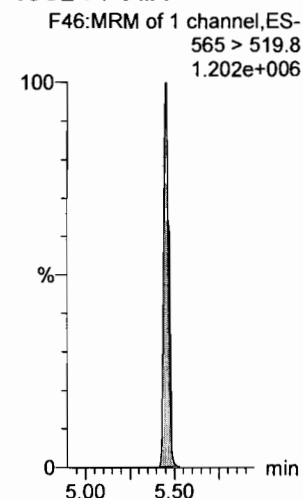
d5-N-EtFOSAA



13C2-PFUdA



13C2-PFUdA

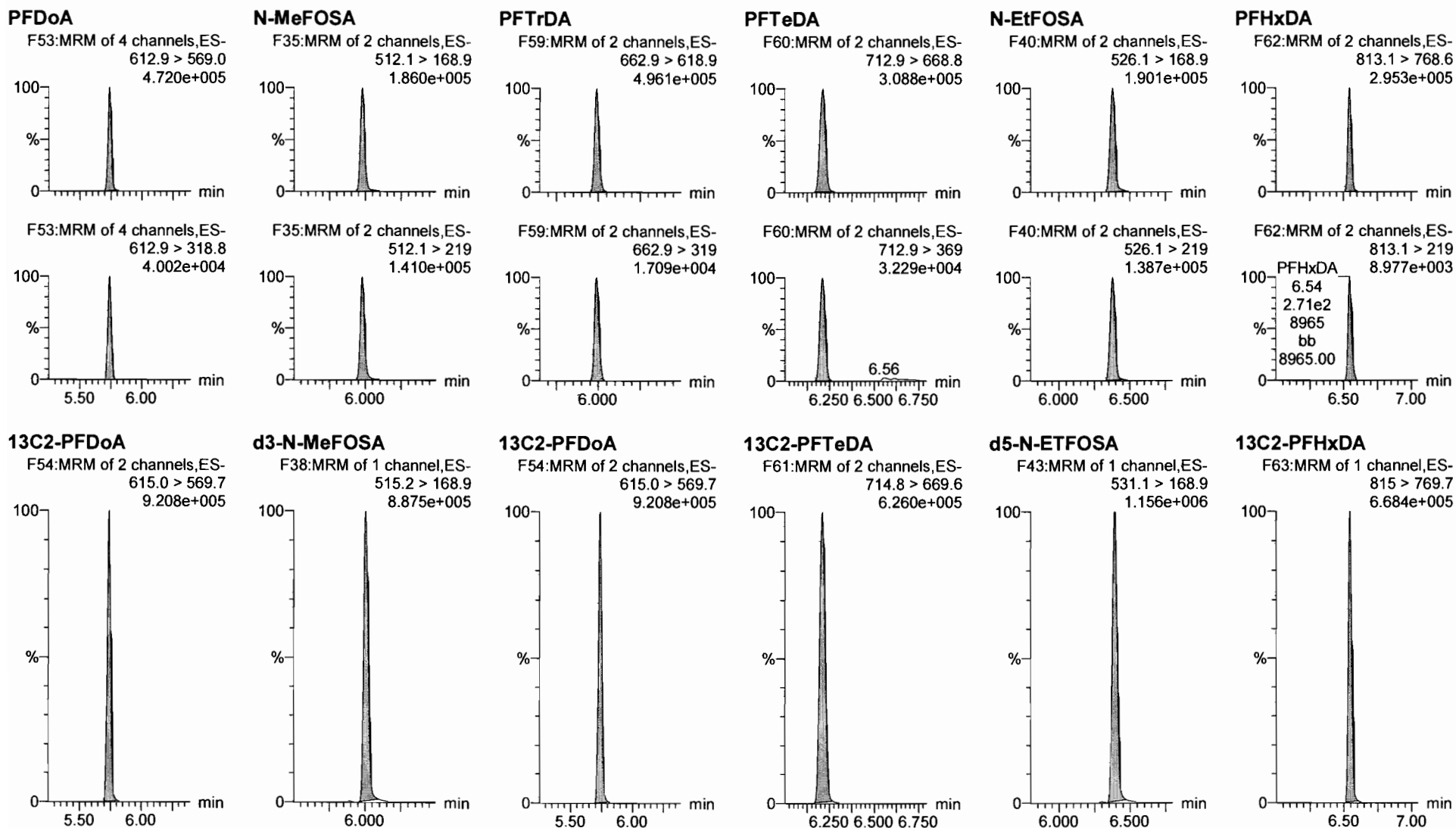


Dataset: F:\Projects\PFAS.PRO\Results\180307M1\180307M1-CRV_B.qld

Last Altered: Thursday, March 08, 2018 11:30:49 Pacific Standard Time

Printed: Thursday, March 08, 2018 11:35:52 Pacific Standard Time

Name: 180307M1_10, Date: 07-Mar-2018, Time: 17:43:42, ID: ST180307M1-5 PFC CS2 18C0606, Description: PFC CS2 18C0606



Dataset: F:\Projects\PFAS.PRO\Results\180307M1\180307M1-CRV_B.qld


Last Altered: Thursday, March 08, 2018 11:30:49 Pacific Standard Time

Printed: Thursday, March 08, 2018 11:35:52 Pacific Standard Time

Name: 180307M1_10, Date: 07-Mar-2018, Time: 17:43:42, ID: ST180307M1-5 PFC CS2 18C0606, Description: PFC CS2 18C0606

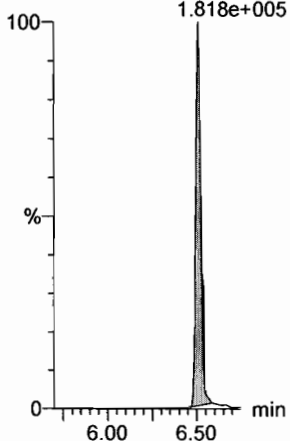
PFODA

F64:MRM of 1 channel,ES-
913.1 > 868.8
5.217e+005



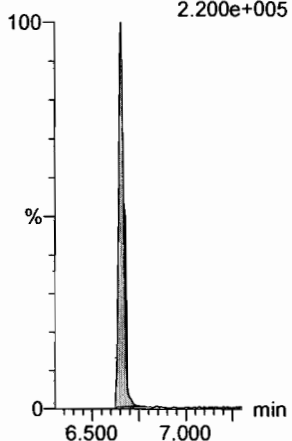
N-MeFOSE

F55:MRM of 1 channel,ES-
616.1 > 58.9
1.818e+005



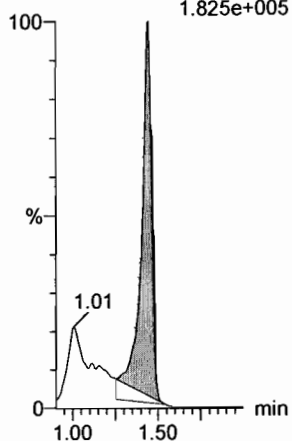
N-EtFOSE

F57:MRM of 1 channel,ES-
630.1 > 58.9
2.200e+005



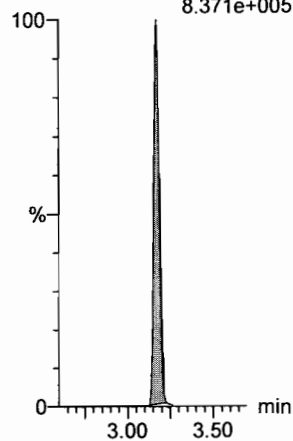
13C4-PFBA

F3:MRM of 1 channel,ES-
217. > 171.8
1.825e+005



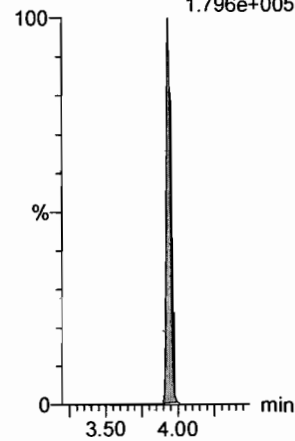
13C5-PFHxA

F10:MRM of 1 channel,ES-
318 > 272.9
8.371e+005



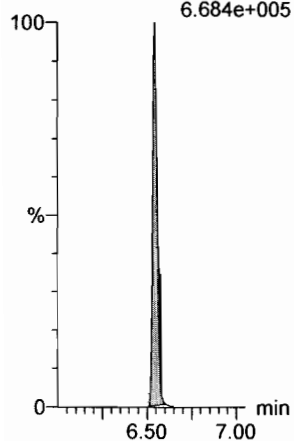
13C3-PFHxS

F18:MRM of 1 channel,ES-
401.9 > 79.9
1.796e+005



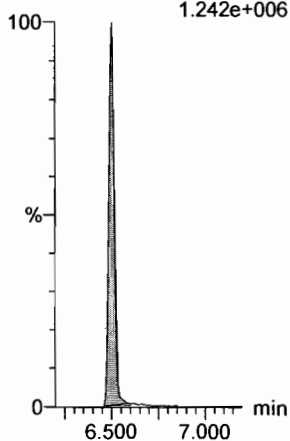
13C2-PFHxDa

F63:MRM of 1 channel,ES-
815 > 769.7
6.684e+005



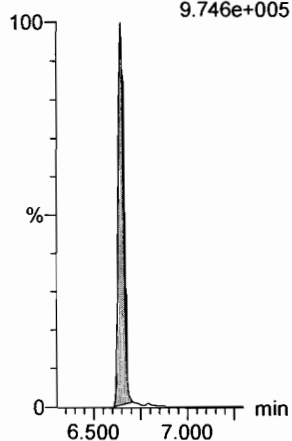
d7-N-MeFOSE

F56:MRM of 1 channel,ES-
623.1 > 58.9
1.242e+006




d9-N-EtFOSE

F58:MRM of 1 channel,ES-
639.2 > 58.8
9.746e+005



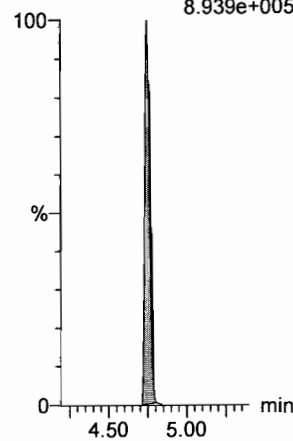
13C8-PFOA

F22:MRM of 1 channel,ES-
421.3 > 376
8.108e+005



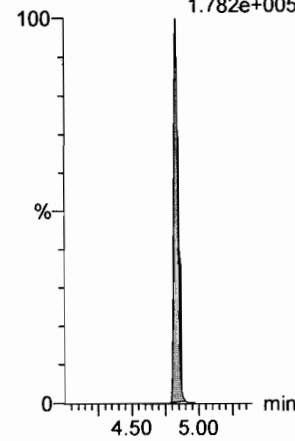
13C9-PFNA

F28:MRM of 1 channel,ES-
472.2 > 426.9
8.939e+005



13C4-PFOS

F32:MRM of 1 channel,ES-
503 > 79.9
1.782e+005



Dataset: F:\Projects\PFAS.PRO\Results\180307M1\180307M1-CRV_B.qld

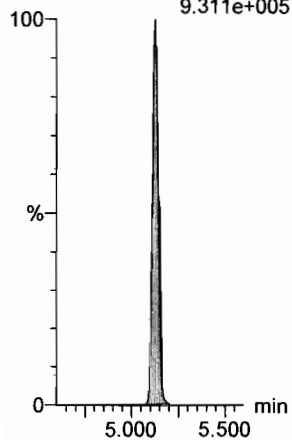
Last Altered: Thursday, March 08, 2018 11:30:49 Pacific Standard Time

Printed: Thursday, March 08, 2018 11:35:52 Pacific Standard Time

Name: 180307M1_10, Date: 07-Mar-2018, Time: 17:43:42, ID: ST180307M1-5 PFC CS2 18C0606, Description: PFC CS2 18C0606


13C6-PFDA

F39:MRM of 1 channel,ES-
519.1 > 473.7
9.311e+005



13C7-PFUdA

F48:MRM of 1 channel,ES-
570.1 > 524.8
1.283e+006



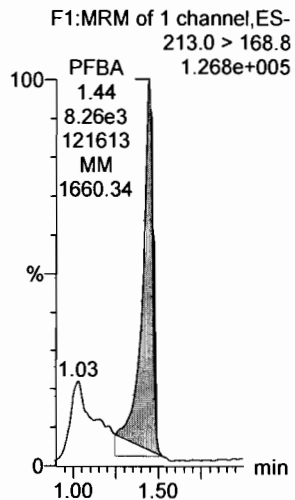
Dataset: F:\Projects\PFAS.PRO\Results\180307M1\180307M1-CRV_B.qld

Last Altered: Thursday, March 08, 2018 11:30:49 Pacific Standard Time

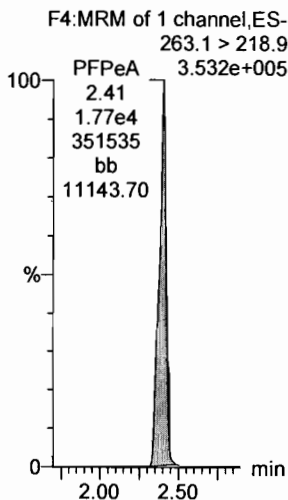
Printed: Thursday, March 08, 2018 11:35:52 Pacific Standard Time

Name: 180307M1_11, Date: 07-Mar-2018, Time: 17:55:11, ID: ST180307M1-6 PFC CS3 18C0607, Description: PFC CS3 18C0607

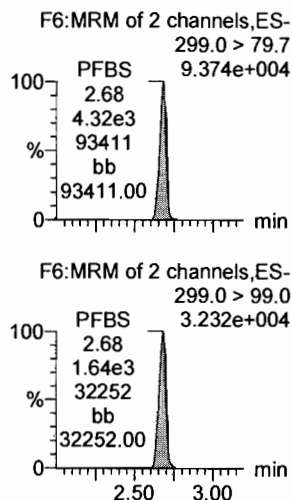
PFBA



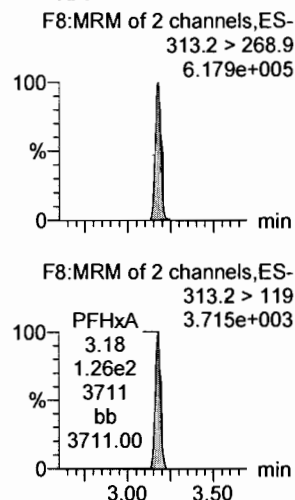
PFPeA



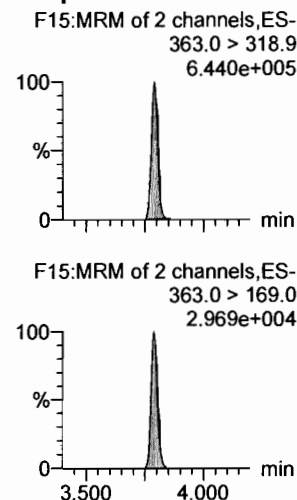
PFBS



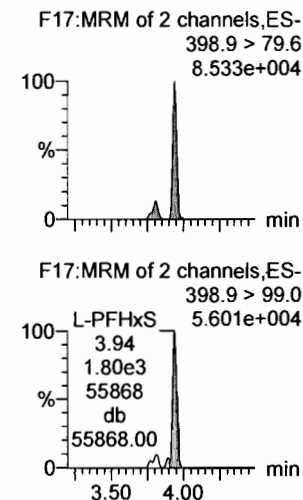
PFHxA



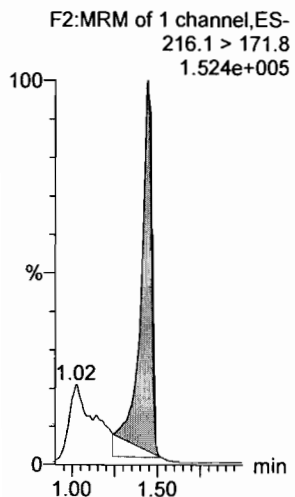
PFHpA



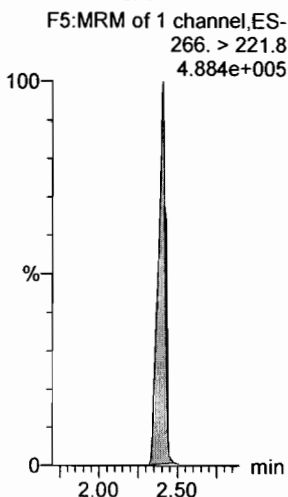
L-PFHxS




13C3-PFBA



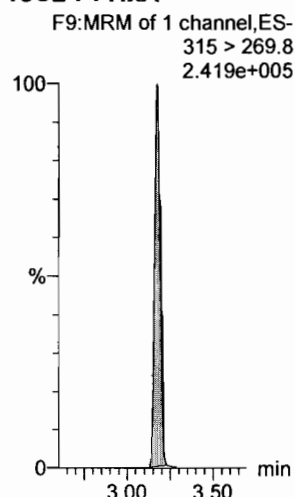
13C3-PFPeA



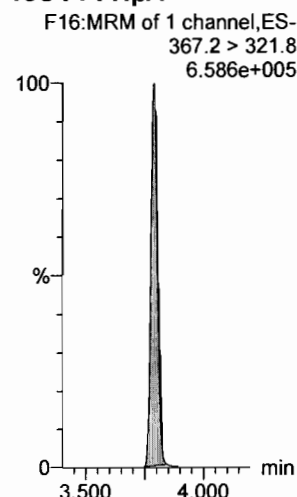
13C3-PFBS



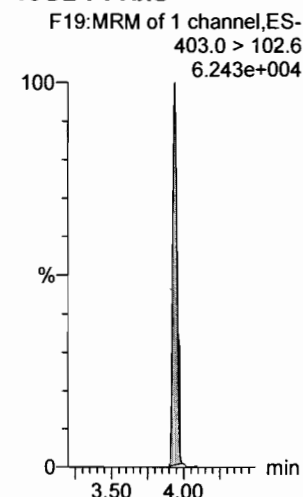
13C2-PFHxA



13C4-PFHpA



18O2-PFHxS

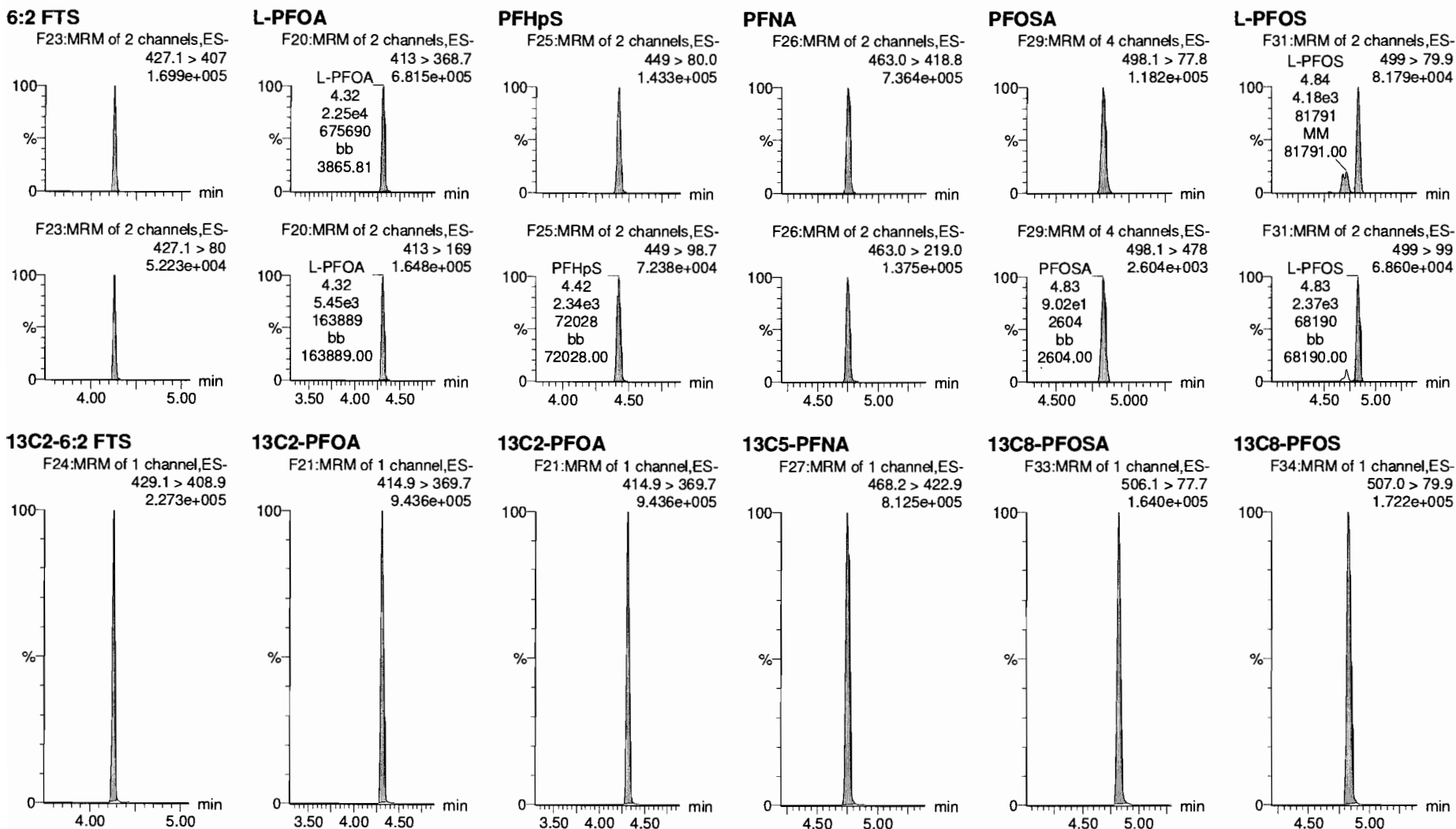


Dataset: F:\Projects\PFAS.PRO\Results\180307M1\180307M1-CRV_B.qld

Last Altered: Thursday, March 08, 2018 11:58:33 Pacific Standard Time

Printed: Thursday, March 08, 2018 12:01:16 Pacific Standard Time

Name: 180307M1_11, Date: 07-Mar-2018, Time: 17:55:11, ID: ST180307M1-6 PFC CS3 18C0607, Description: PFC CS3 18C0607



Dataset: F:\Projects\PFAS.PRO\Results\180307M1\180307M1-CRV_B.qld


Last Altered: Thursday, March 08, 2018 11:30:49 Pacific Standard Time

Printed: Thursday, March 08, 2018 11:35:52 Pacific Standard Time

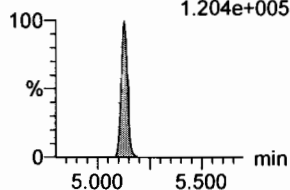
Name: 180307M1_11, Date: 07-Mar-2018, Time: 17:55:11, ID: ST180307M1-6 PFC CS3 18C0607, Description: PFC CS3 18C0607

PFDA

F36:MRM of 2 channels,ES-
513 > 468.8
7.431e+005

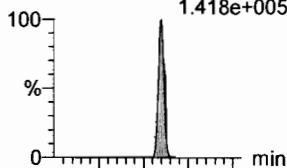


F36:MRM of 2 channels,ES-
513 > 219
1.204e+005

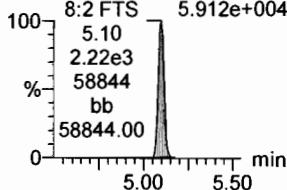


8:2 FTS

F41:MRM of 2 channels,ES-
527 > 506.9
1.418e+005

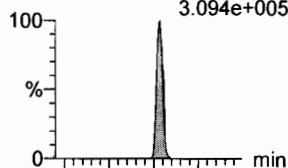


F41:MRM of 2 channels,ES-
527 > 80
5.912e+004

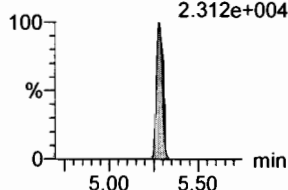


N-MeFOSAA

F47:MRM of 2 channels,ES-
570.1 > 419
3.094e+005

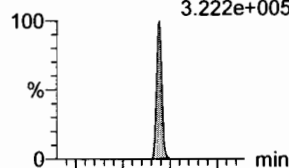


F47:MRM of 2 channels,ES-
570.1 > 483.0
2.312e+004

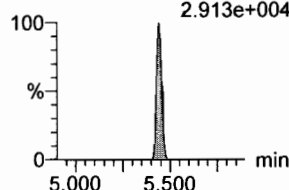


N-EtFOSAA

F50:MRM of 2 channels,ES-
584.2 > 419
3.222e+005

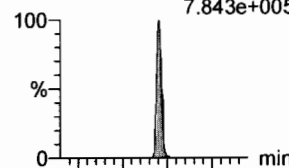


F50:MRM of 2 channels,ES-
584.2 > 483.0
2.913e+004

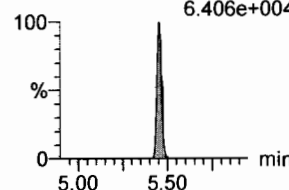


PFUdA

F45:MRM of 2 channels,ES-
563.0 > 518.9
7.843e+005

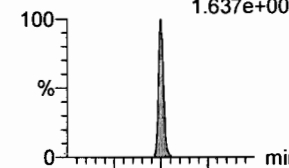


F45:MRM of 2 channels,ES-
563.0 > 269
6.406e+004

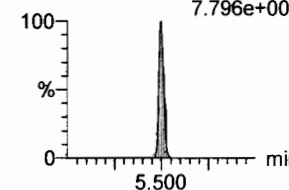


PFDS

F52:MRM of 2 channels,ES-
598.8 > 80
1.637e+005

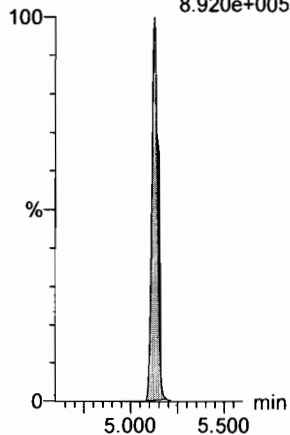


F52:MRM of 2 channels,ES-
598.8 > 98.7
7.796e+004



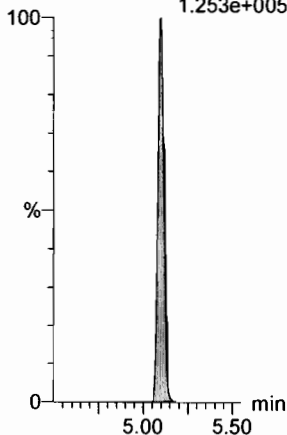
13C2-PFDA

F37:MRM of 1 channel,ES-
515.1 > 469.9
8.920e+005



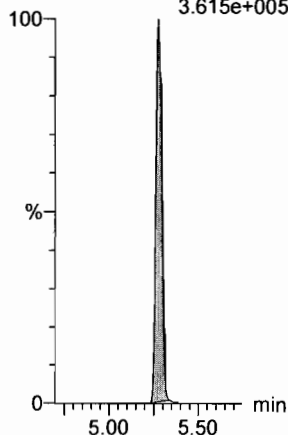
13C2-8:2 FTS

F42:MRM of 1 channel,ES-
529.1 > 508.7
1.253e+005



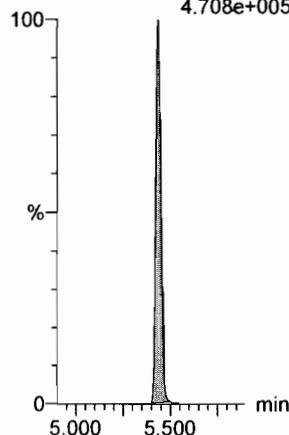
d3-N-MeFOSAA

F49:MRM of 1 channel,ES-
573.3 > 419
3.615e+005



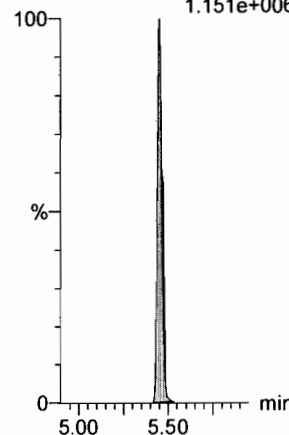
d5-N-EtFOSAA

F51:MRM of 1 channel,ES-
589.3 > 419
4.708e+005



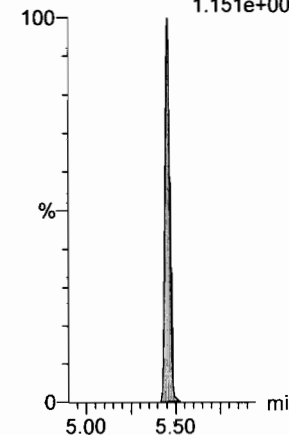
13C2-PFUdA

F46:MRM of 1 channel,ES-
565 > 519.8
1.151e+006



13C2-PFUdA

F46:MRM of 1 channel,ES-
565 > 519.8
1.151e+006



Dataset: F:\Projects\PFAS.PRO\Results\180307M1\180307M1-CRV_B.qld

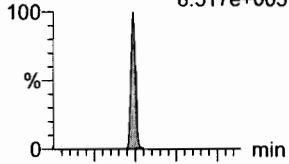
Last Altered: Thursday, March 08, 2018 11:30:49 Pacific Standard Time

Printed: Thursday, March 08, 2018 11:35:52 Pacific Standard Time

Name: 180307M1_11, Date: 07-Mar-2018, Time: 17:55:11, ID: ST180307M1-6 PFC CS3 18C0607, Description: PFC CS3 18C0607

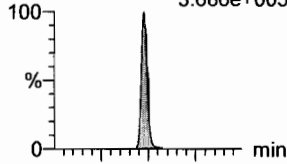
PFDoA

F53:MRM of 4 channels,ES-
612.9 > 569.0
8.517e+005



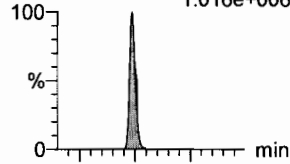
N-MeFOSA

F35:MRM of 2 channels,ES-
512.1 > 168.9
3.686e+005



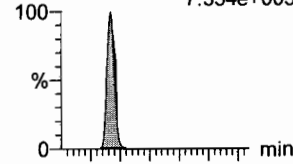
PFTrDA

F59:MRM of 2 channels,ES-
662.9 > 618.9
1.016e+006



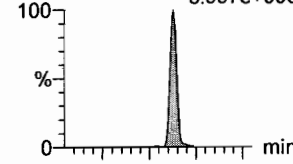
PFTeDA

F60:MRM of 2 channels,ES-
712.9 > 668.8
7.354e+005



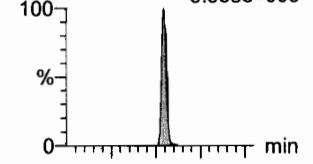
N-EtFOSA

F40:MRM of 2 channels,ES-
526.1 > 168.9
3.997e+005

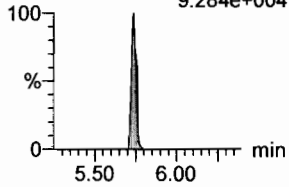


PFHxDA

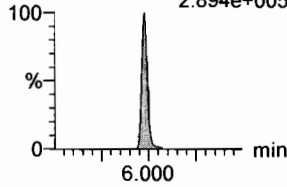
F62:MRM of 2 channels,ES-
813.1 > 768.6
5.538e+005



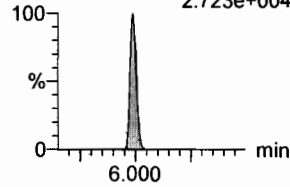
F53:MRM of 4 channels,ES-
612.9 > 318.8
9.284e+004



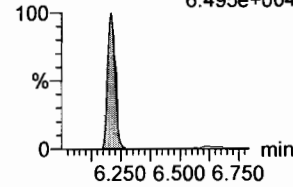
F35:MRM of 2 channels,ES-
512.1 > 219
2.894e+005



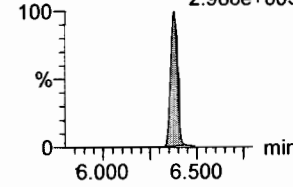
F59:MRM of 2 channels,ES-
662.9 > 319
2.723e+004



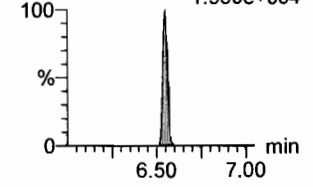
F60:MRM of 2 channels,ES-
712.9 > 369
6.495e+004



F40:MRM of 2 channels,ES-
526.1 > 219
2.988e+005

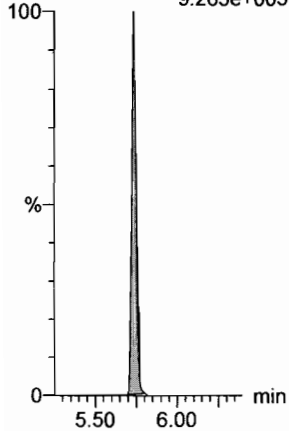


F62:MRM of 2 channels,ES-
813.1 > 219
1.950e+004



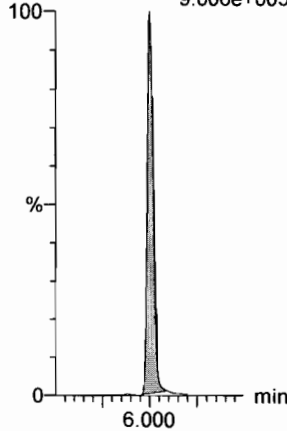
13C2-PFDoA

F54:MRM of 2 channels,ES-
615.0 > 569.7
9.265e+005



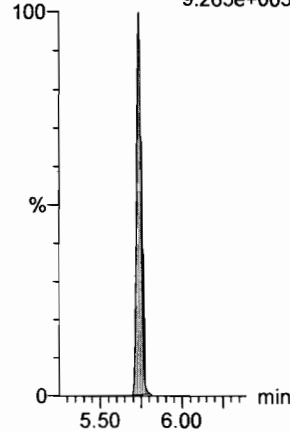
d3-N-MeFOSA

F38:MRM of 1 channel,ES-
515.2 > 168.9
9.006e+005



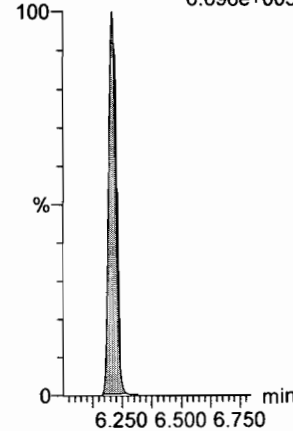
13C2-PFDoA

F54:MRM of 2 channels,ES-
615.0 > 569.7
9.265e+005



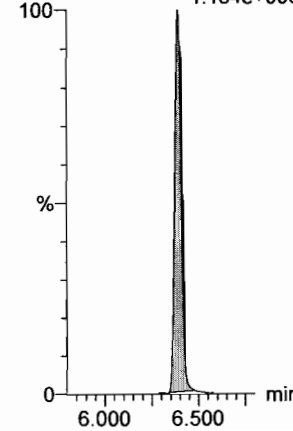
13C2-PFTeDA

F61:MRM of 2 channels,ES-
714.8 > 669.6
6.696e+005



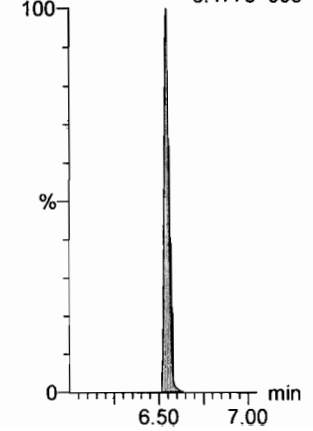
d5-N-ETFOSA

F43:MRM of 1 channel,ES-
531.1 > 168.9
1.184e+006



13C2-PFHxDA

F63:MRM of 1 channel,ES-
815 > 769.7
6.477e+005



Dataset: F:\Projects\PFAS.PRO\Results\180307M1\180307M1-CRV_B.qld

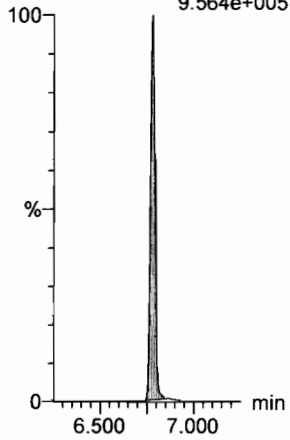
Last Altered: Thursday, March 08, 2018 11:30:49 Pacific Standard Time

Printed: Thursday, March 08, 2018 11:35:52 Pacific Standard Time

Name: 180307M1_11, Date: 07-Mar-2018, Time: 17:55:11, ID: ST180307M1-6 PFC CS3 18C0607, Description: PFC CS3 18C0607

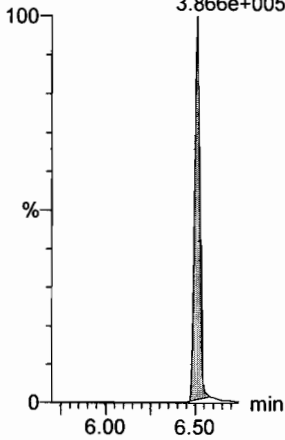
PFODA

F64:MRM of 1 channel,ES-
913.1 > 868.8
9.564e+005



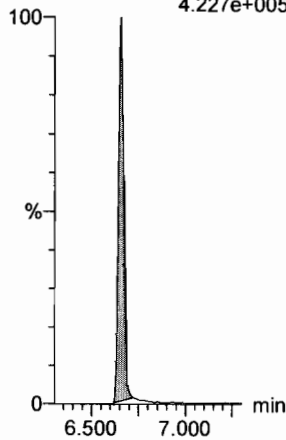
N-MeFOSE

F55:MRM of 1 channel,ES-
616.1 > 58.9
3.866e+005



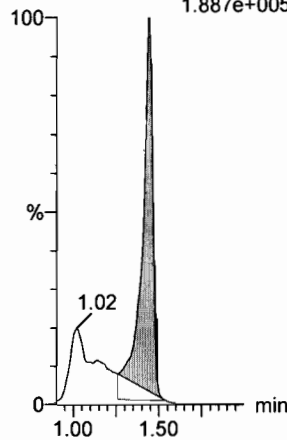
N-EtFOSE

F57:MRM of 1 channel,ES-
630.1 > 58.9
4.227e+005



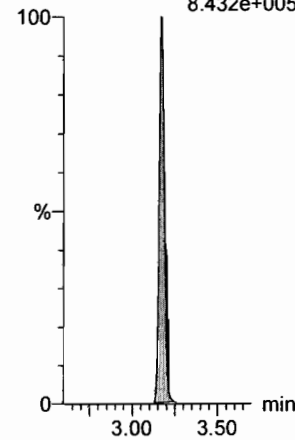
13C4-PFBA

F3:MRM of 1 channel,ES-
217. > 171.8
1.887e+005



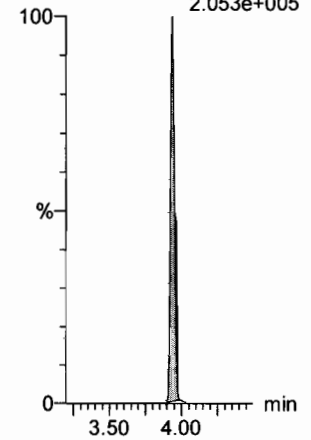
13C5-PFHxA

F10:MRM of 1 channel,ES-
318 > 272.9
8.432e+005



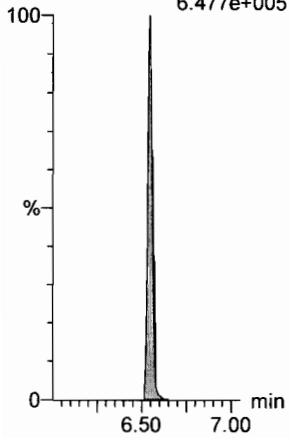
13C3-PFHxS

F18:MRM of 1 channel,ES-
401.9 > 79.9
2.053e+005



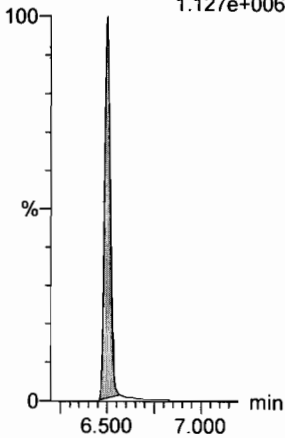
13C2-PFHxDA

F63:MRM of 1 channel,ES-
815 > 769.7
6.477e+005



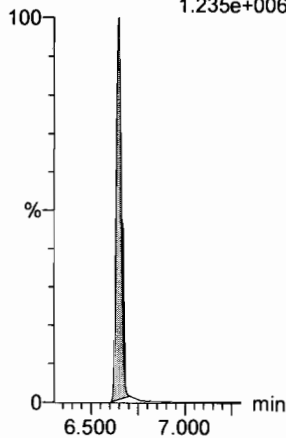
d7-N-MeFOSE

F56:MRM of 1 channel,ES-
623.1 > 58.9
1.127e+006



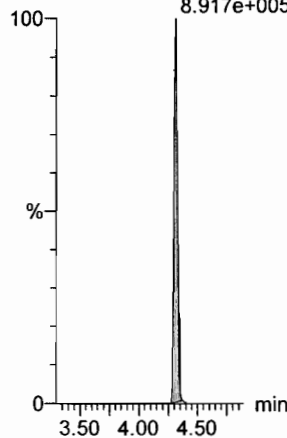
d9-N-EtFOSE

F58:MRM of 1 channel,ES-
639.2 > 58.8
1.235e+006



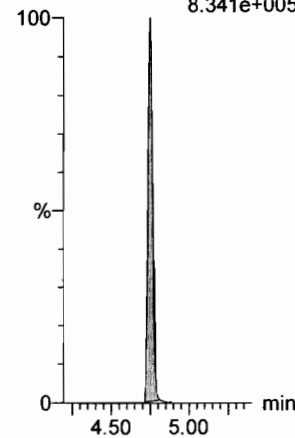
13C8-PFOA

F22:MRM of 1 channel,ES-
421.3 > 376
8.917e+005



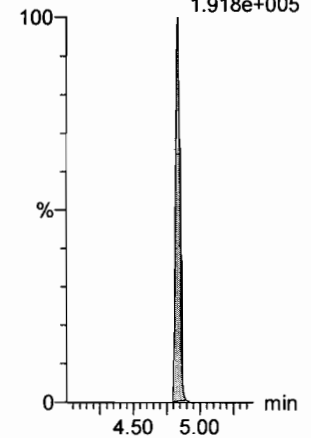
13C9-PFNA

F28:MRM of 1 channel,ES-
472.2 > 426.9
8.341e+005



13C4-PFOS

F32:MRM of 1 channel,ES-
503 > 79.9
1.918e+005



Dataset: F:\Projects\PFAS.PRO\Results\180307M1\180307M1-CRV_B.qld

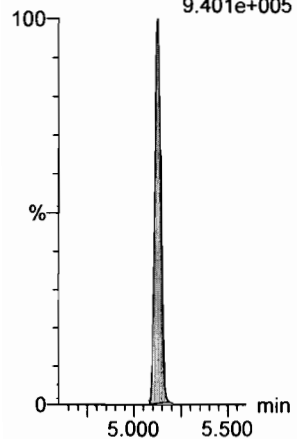
Last Altered: Thursday, March 08, 2018 11:30:49 Pacific Standard Time

Printed: Thursday, March 08, 2018 11:35:52 Pacific Standard Time

Name: 180307M1_11, Date: 07-Mar-2018, Time: 17:55:11, ID: ST180307M1-6 PFC CS3 18C0607, Description: PFC CS3 18C0607

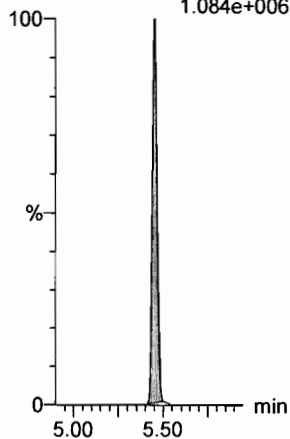
13C6-PFDA

F39:MRM of 1 channel,ES-
519.1 > 473.7
9.401e+005



13C7-PFUdA

F48:MRM of 1 channel,ES-
570.1 > 524.8
1.084e+006

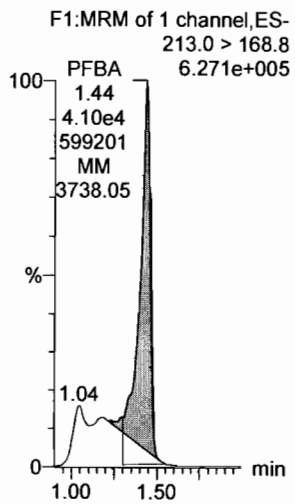


Dataset: F:\Projects\PFAS.PRO\Results\180307M1\180307M1-CRV_B.qld

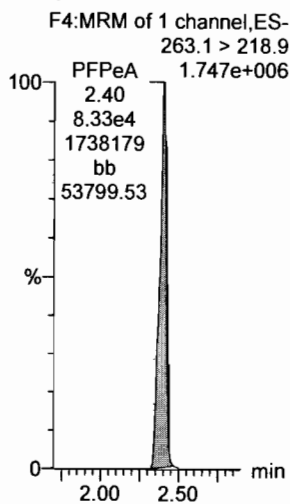
Last Altered: Thursday, March 08, 2018 11:30:49 Pacific Standard Time
Printed: Thursday, March 08, 2018 11:35:52 Pacific Standard Time

Name: 180307M1_12, Date: 07-Mar-2018, Time: 18:06:41, ID: ST180307M1-7 PFC CS4 18C0608, Description: PFC CS4 18C0608

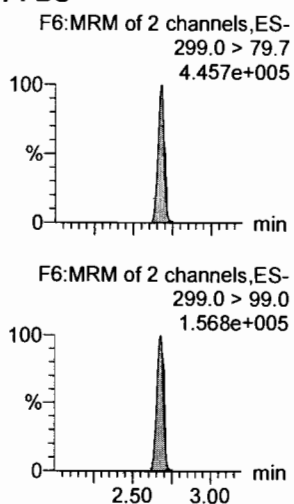
PFBA



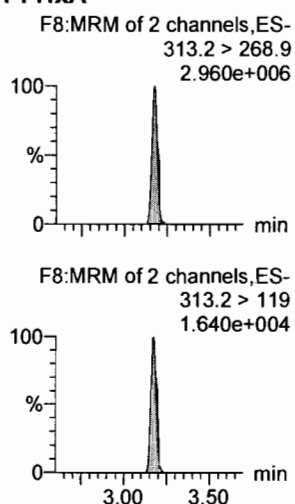
PFPeA



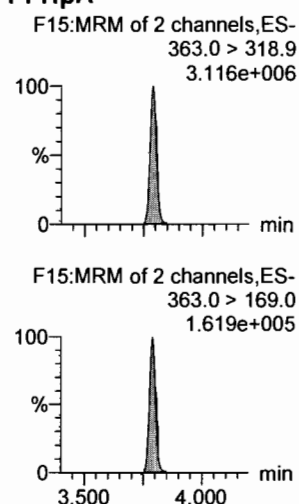
PFBS



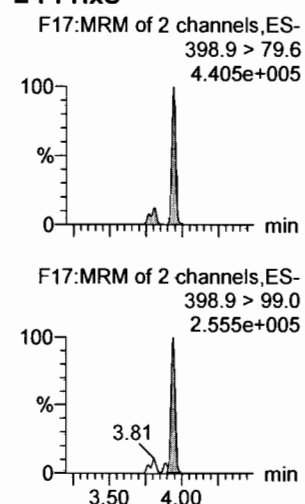
PFHxA



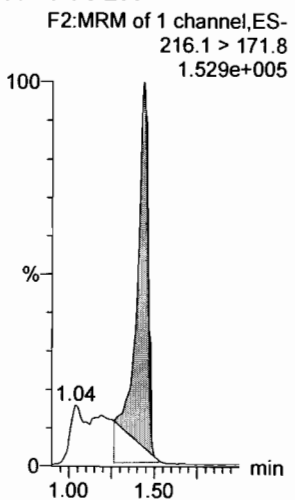
PFHpA



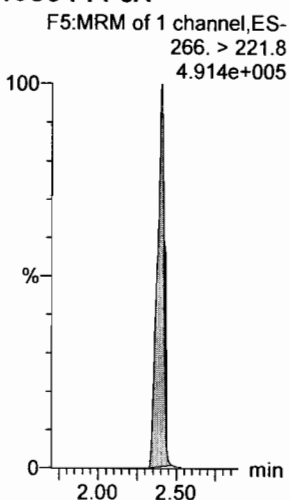
L-PFHxS




13C3-PFBA



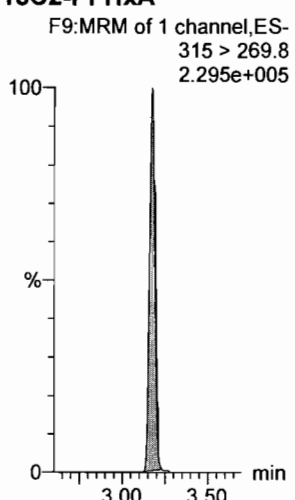
13C3-PFPeA



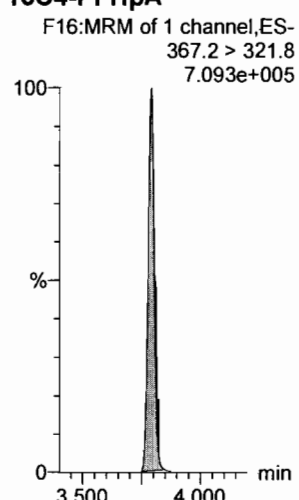
13C3-PFBS



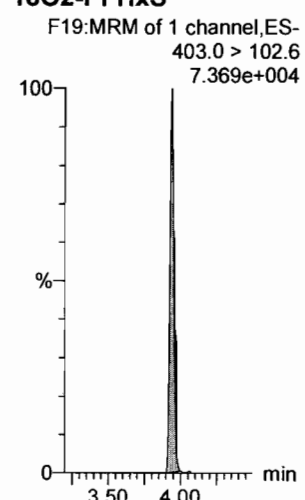
13C2-PFHxA



13C4-PFHpA



18O2-PFHxS



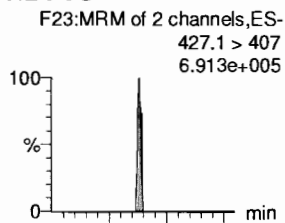
Dataset: F:\Projects\PFAS.PRO\Results\180307M1\180307M1-CRV_B.qld

Last Altered: Thursday, March 08, 2018 11:58:33 Pacific Standard Time

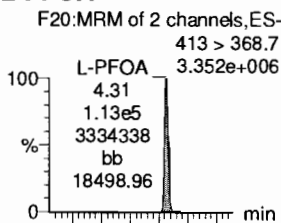
Printed: Thursday, March 08, 2018 12:01:16 Pacific Standard Time

Name: 180307M1_12, Date: 07-Mar-2018, Time: 18:06:41, ID: ST180307M1-7 PFC CS4 18C0608, Description: PFC CS4 18C0608

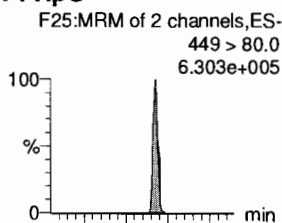
6:2 FTS



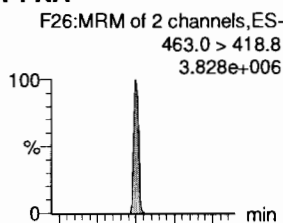
L-PFOA



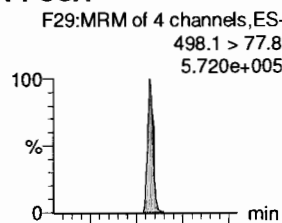
PFHpS



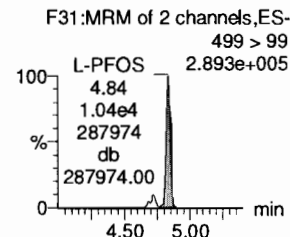
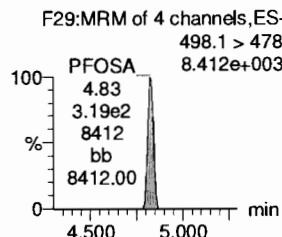
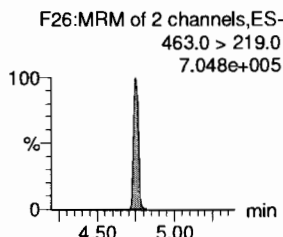
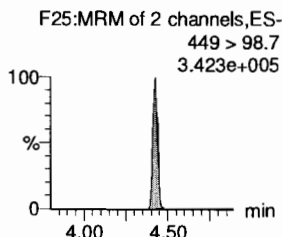
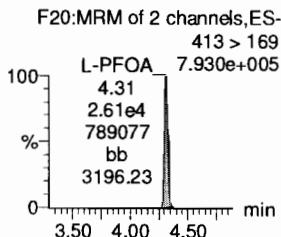
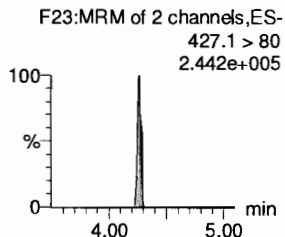
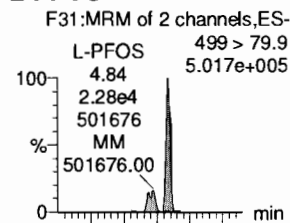
PFNA



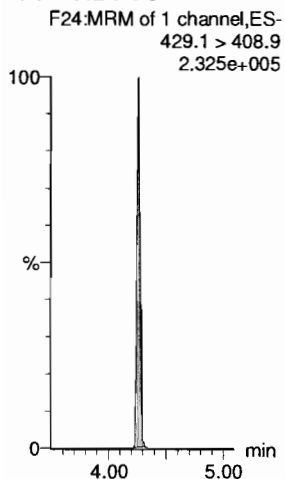
PFOSA



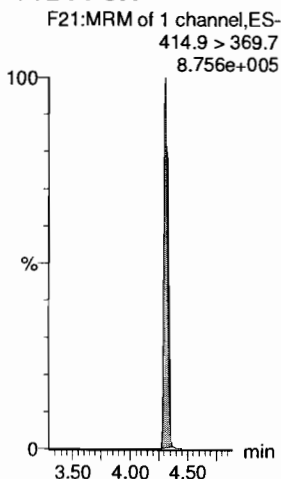
L-PFOS



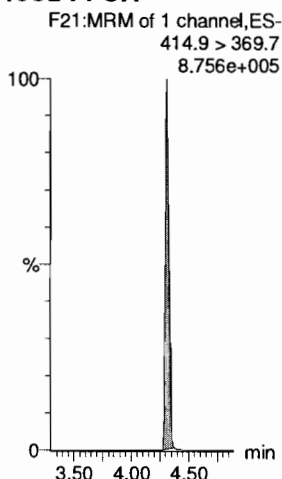
13C2-6:2 FTS



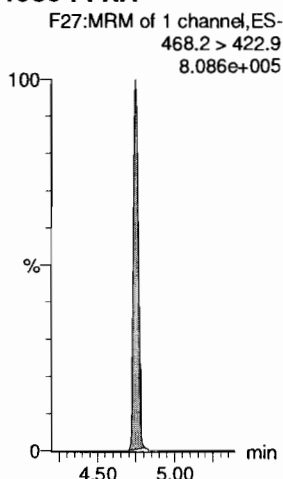
13C2-PFOA



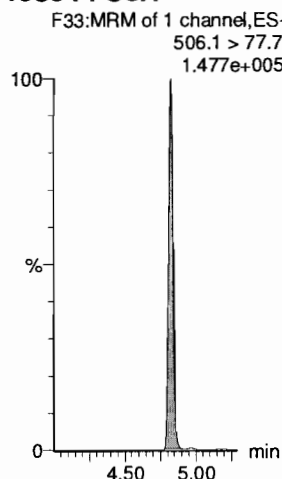
13C2-PFOA



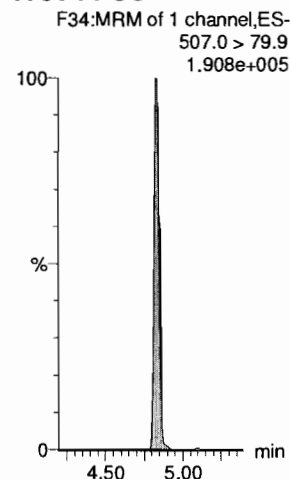
13C5-PFNA



13C8-PFOSA



13C8-PFOS



Dataset: F:\Projects\PFAS.PRO\Results\180307M1\180307M1-CRV_B.qld

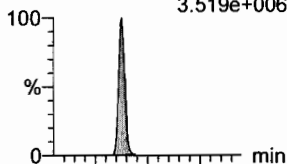
Last Altered: Thursday, March 08, 2018 11:30:49 Pacific Standard Time

Printed: Thursday, March 08, 2018 11:35:52 Pacific Standard Time

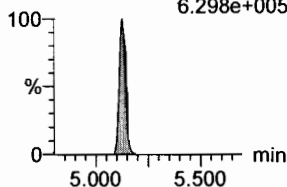
Name: 180307M1_12, Date: 07-Mar-2018, Time: 18:06:41, ID: ST180307M1-7 PFC CS4 18C0608, Description: PFC CS4 18C0608

PFDA

F36:MRM of 2 channels,ES-
513 > 468.8
3.519e+006

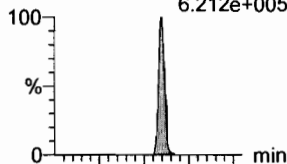


F36:MRM of 2 channels,ES-
513 > 219
6.298e+005

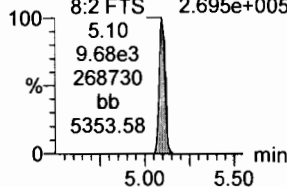


8:2 FTS

F41:MRM of 2 channels,ES-
527 > 506.9
6.212e+005

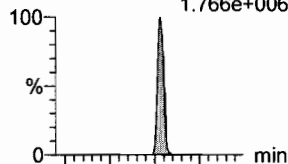


F41:MRM of 2 channels,ES-
527 > 80
2.695e+005

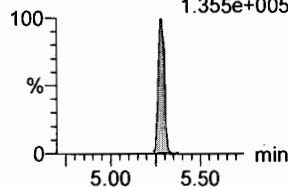


N-MeFOSAA

F47:MRM of 2 channels,ES-
570.1 > 419
1.766e+006

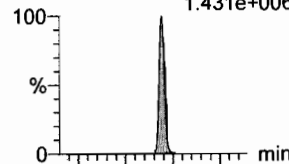


F47:MRM of 2 channels,ES-
570.1 > 483.0
1.355e+005

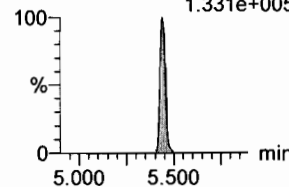


N-EtFOSAA

F50:MRM of 2 channels,ES-
584.2 > 419
1.431e+006

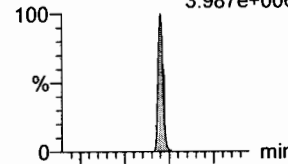


F50:MRM of 2 channels,ES-
584.2 > 483.0
1.331e+005

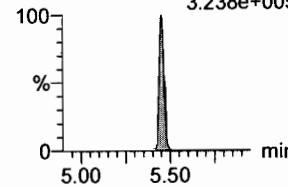


PFUdA

F45:MRM of 2 channels,ES-
563.0 > 518.9
3.987e+006

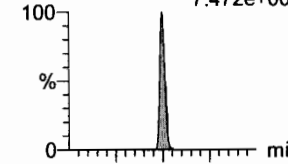


F45:MRM of 2 channels,ES-
563.0 > 269
3.238e+005

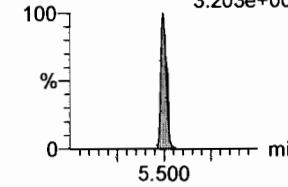


PFDS

F52:MRM of 2 channels,ES-
598.8 > 80
7.472e+005




F52:MRM of 2 channels,ES-
598.8 > 98.7
3.203e+005



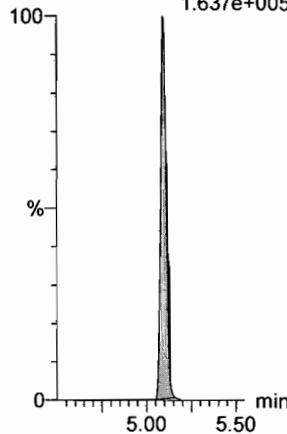
13C2-PFDA

F37:MRM of 1 channel,ES-
515.1 > 469.9
8.310e+005



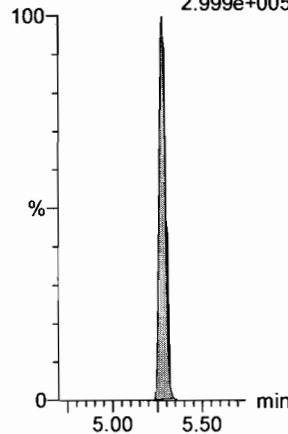
13C2-8:2 FTS

F42:MRM of 1 channel,ES-
529.1 > 508.7
1.637e+005



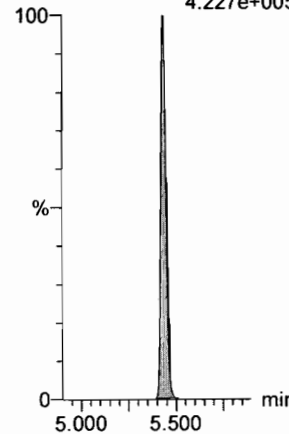
d3-N-MeFOSAA

F49:MRM of 1 channel,ES-
573.3 > 419
2.999e+005



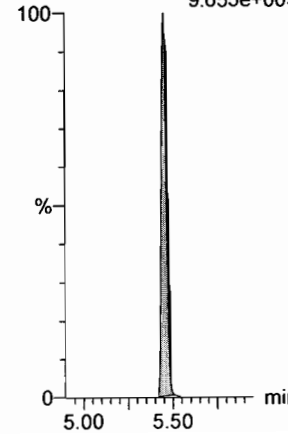
d5-N-EtFOSAA

F51:MRM of 1 channel,ES-
589.3 > 419
4.227e+005



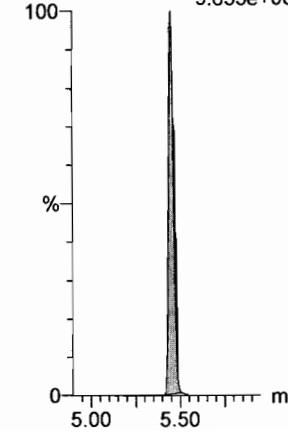
13C2-PFUdA

F46:MRM of 1 channel,ES-
565 > 519.8
9.655e+005



13C2-PFUdA

F46:MRM of 1 channel,ES-
565 > 519.8
9.655e+005



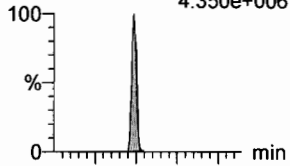
Dataset: F:\Projects\PFAS.PRO\Results\180307M1\180307M1-CRV_B.qld

Last Altered: Thursday, March 08, 2018 11:30:49 Pacific Standard Time
Printed: Thursday, March 08, 2018 11:35:52 Pacific Standard Time

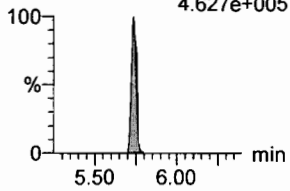
Name: 180307M1_12, Date: 07-Mar-2018, Time: 18:06:41, ID: ST180307M1-7 PFC CS4 18C0608, Description: PFC CS4 18C0608

PFD_oA

F53:MRM of 4 channels,ES-
612.9 > 569.0
4.350e+006




F53:MRM of 4 channels,ES-
612.9 > 318.8
4.627e+005

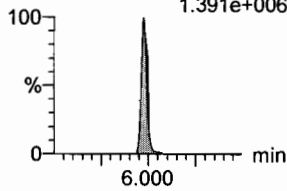


N-MeFOSA

F35:MRM of 2 channels,ES-
512.1 > 168.9
1.784e+006

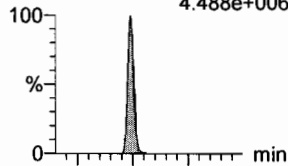


F35:MRM of 2 channels,ES-
512.1 > 219
1.391e+006

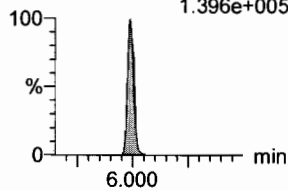


PFT_rDA

F59:MRM of 2 channels,ES-
662.9 > 618.9
4.488e+006



F59:MRM of 2 channels,ES-
662.9 > 319
1.396e+005

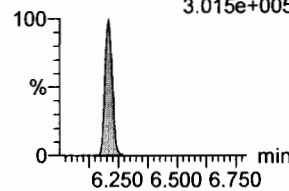


PFT_eDA

F60:MRM of 2 channels,ES-
712.9 > 668.8
3.494e+006

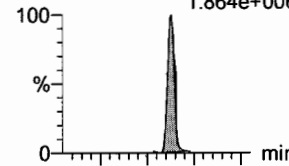


F60:MRM of 2 channels,ES-
712.9 > 369
3.015e+005

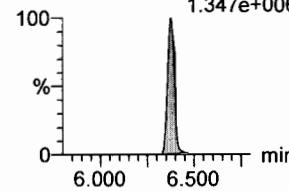


N-EtFOSA

F40:MRM of 2 channels,ES-
526.1 > 168.9
1.864e+006

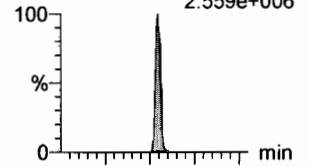


F40:MRM of 2 channels,ES-
526.1 > 219
1.347e+006

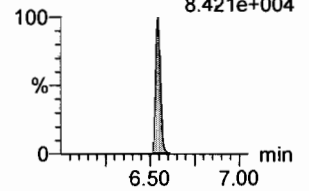


PFH_xDA

F62:MRM of 2 channels,ES-
813.1 > 768.6
2.559e+006

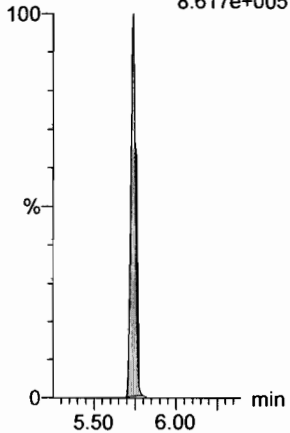


F62:MRM of 2 channels,ES-
813.1 > 219
8.421e+004



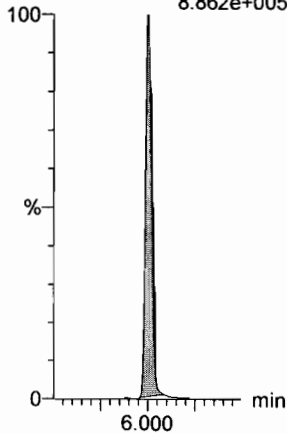
¹³C₂-PFD_oA

F54:MRM of 2 channels,ES-
615.0 > 569.7
8.617e+005



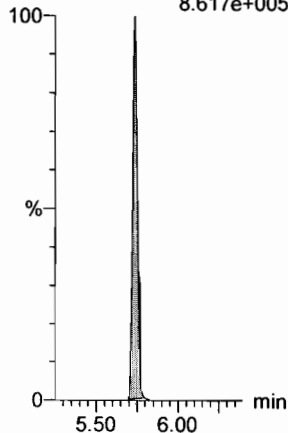
d₃-N-MeFOSA

F38:MRM of 1 channel,ES-
515.2 > 168.9
8.862e+005



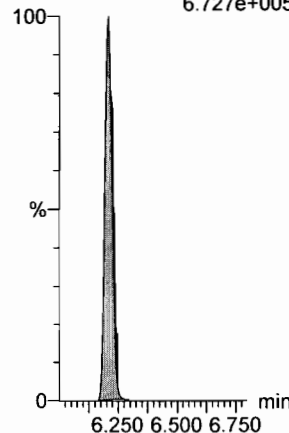
¹³C₂-PFT_oA

F54:MRM of 2 channels,ES-
615.0 > 569.7
8.617e+005



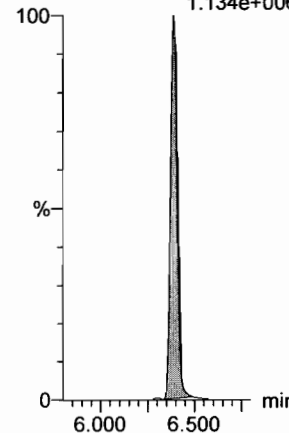
¹³C₂-PFT_eDA

F61:MRM of 2 channels,ES-
714.8 > 669.6
6.727e+005



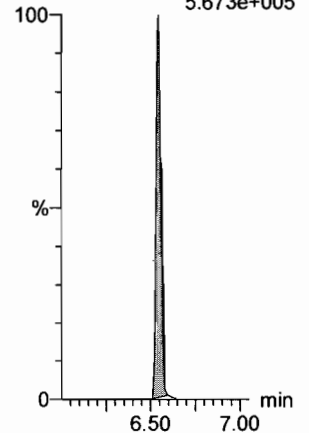
d₅-N-ETFOSA

F43:MRM of 1 channel,ES-
531.1 > 168.9
1.134e+006



¹³C₂-PFH_xDA

F63:MRM of 1 channel,ES-
815 > 769.7
5.673e+005



Dataset: F:\Projects\PFAS.PRO\Results\180307M1\180307M1-CRV_B.qld

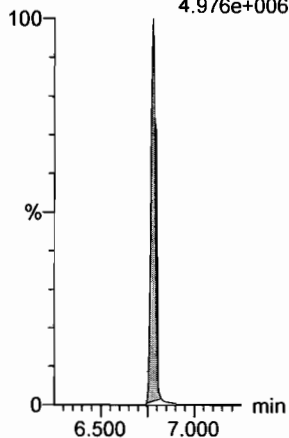
Last Altered: Thursday, March 08, 2018 11:30:49 Pacific Standard Time

Printed: Thursday, March 08, 2018 11:35:52 Pacific Standard Time

Name: 180307M1_12, Date: 07-Mar-2018, Time: 18:06:41, ID: ST180307M1-7 PFC CS4 18C0608, Description: PFC CS4 18C0608

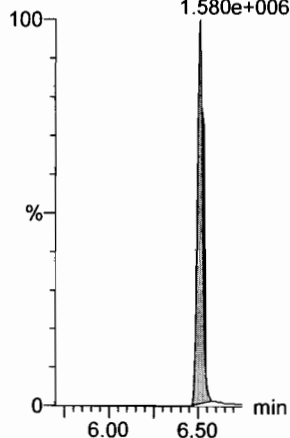
PFODA

F64:MRM of 1 channel,ES-
913.1 > 868.8
4.976e+006



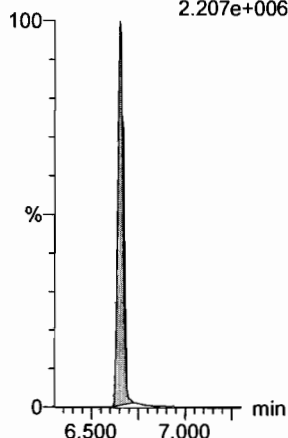
N-MeFOSE

F55:MRM of 1 channel,ES-
616.1 > 58.9
1.580e+006



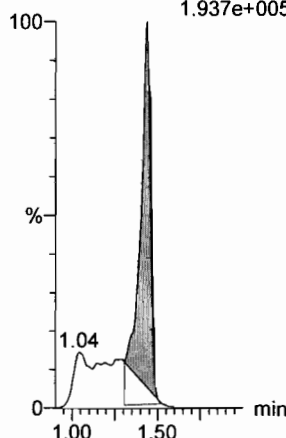
N-EtFOSE

F57:MRM of 1 channel,ES-
630.1 > 58.9
2.207e+006




13C4-PFBA

F3:MRM of 1 channel,ES-
217. > 171.8
1.937e+005



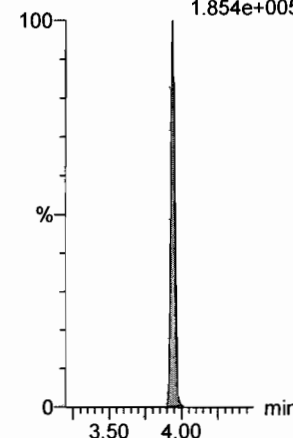
13C5-PFHxA

F10:MRM of 1 channel,ES-
318 > 272.9
8.119e+005



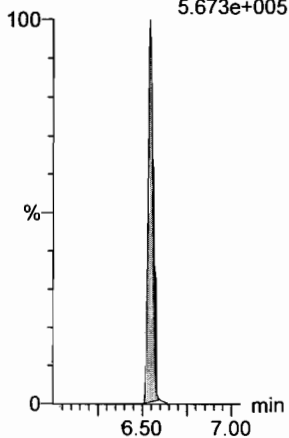
13C3-PFHxS

F18:MRM of 1 channel,ES-
401.9 > 79.9
1.854e+005



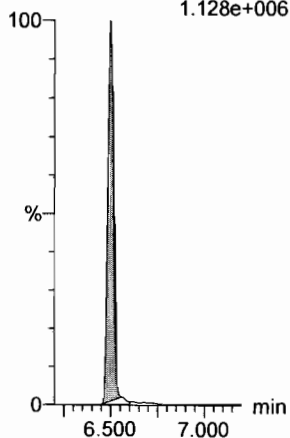
13C2-PFHxDA

F63:MRM of 1 channel,ES-
815 > 769.7
5.673e+005



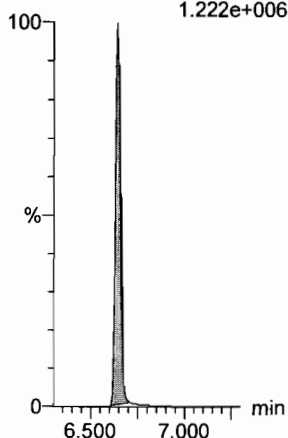
d7-N-MeFOSE

F56:MRM of 1 channel,ES-
623.1 > 58.9
1.128e+006



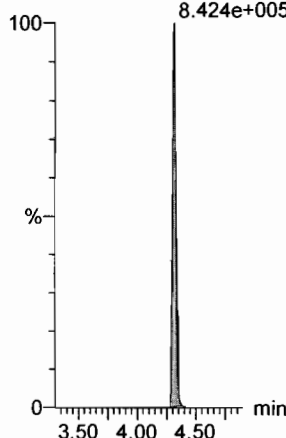
d9-N-EtFOSE

F58:MRM of 1 channel,ES-
639.2 > 58.8
1.222e+006



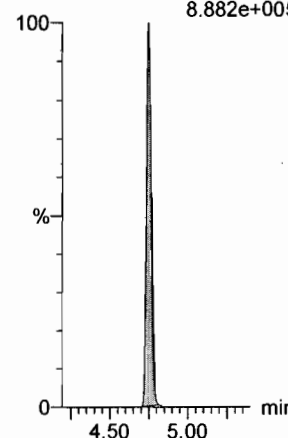
13C8-PFOA

F22:MRM of 1 channel,ES-
421.3 > 376
8.424e+005



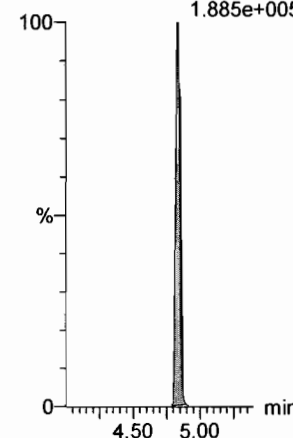
13C9-PFNA

F28:MRM of 1 channel,ES-
472.2 > 426.9
8.882e+005



13C4-PFOS

F32:MRM of 1 channel,ES-
503 > 79.9
1.885e+005



Dataset: F:\Projects\PFAS.PRO\Results\180307M1\180307M1-CRV_B.qld

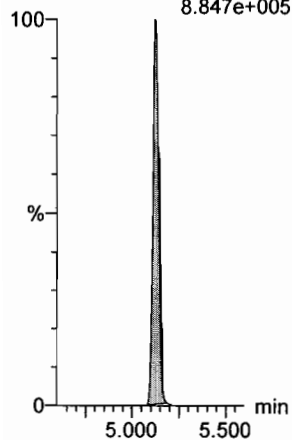
Last Altered: Thursday, March 08, 2018 11:30:49 Pacific Standard Time

Printed: Thursday, March 08, 2018 11:35:52 Pacific Standard Time

Name: 180307M1_12, Date: 07-Mar-2018, Time: 18:06:41, ID: ST180307M1-7 PFC CS4 18C0608, Description: PFC CS4 18C0608

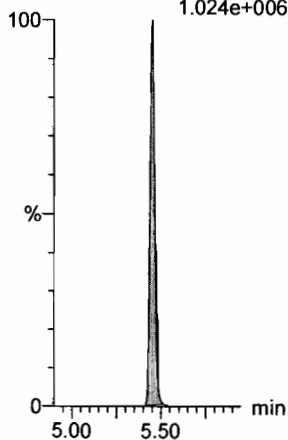
13C6-PFDA

F39:MRM of 1 channel,ES-
519.1 > 473.7
8.847e+005



13C7-PFUdA

F48:MRM of 1 channel,ES-
570.1 > 524.8
1.024e+006



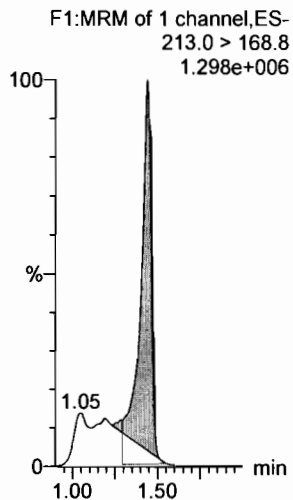
Dataset: F:\Projects\PFAS.PRO\Results\180307M1\180307M1-CRV_B.qld

Last Altered: Thursday, March 08, 2018 11:30:49 Pacific Standard Time

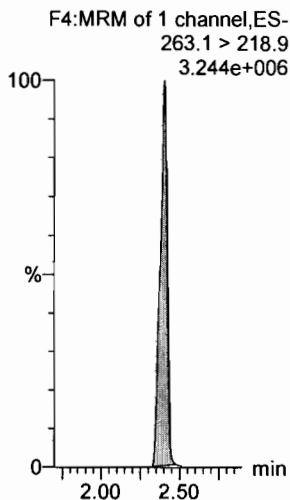
Printed: Thursday, March 08, 2018 11:35:52 Pacific Standard Time

Name: 180307M1_13, Date: 07-Mar-2018, Time: 18:18:12, ID: ST180307M1-8 PFC CS5 18C0609, Description: PFC CS5 18C0609

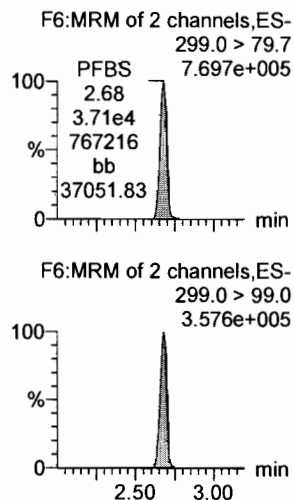
PFBA



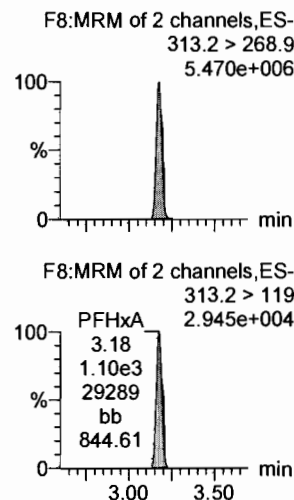
PFPeA



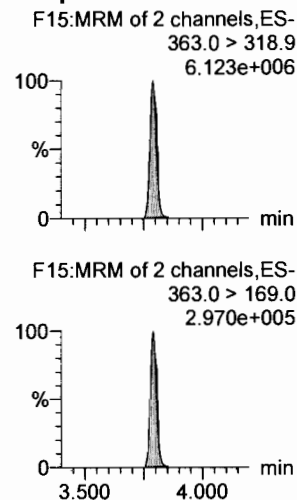
PFBS



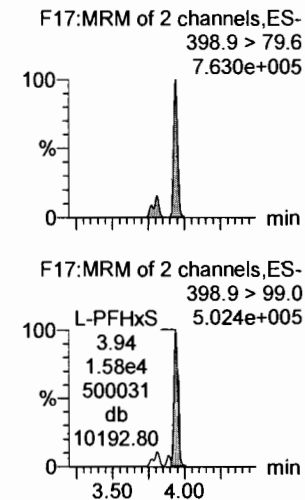
PFHxA



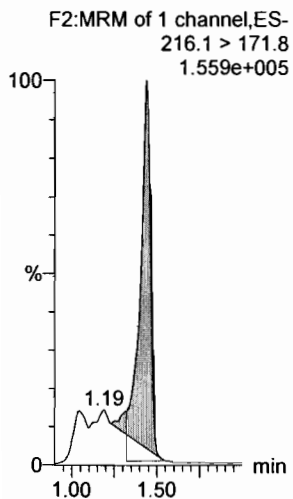
PFHpA



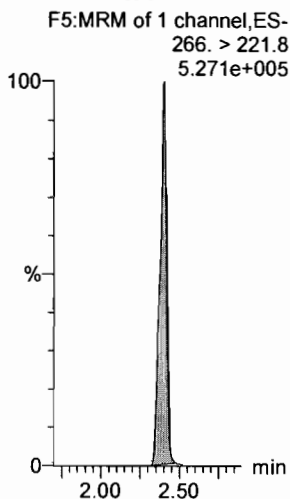
L-PFHxS



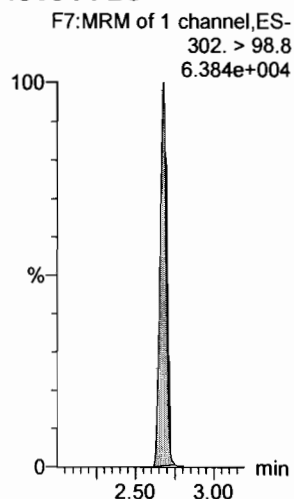
13C3-PFBA



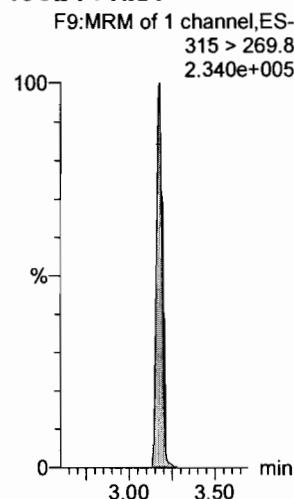
13C3-PFPeA



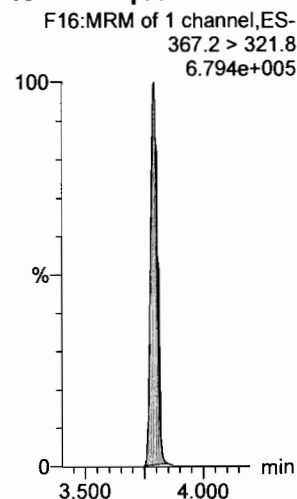
13C3-PFBS



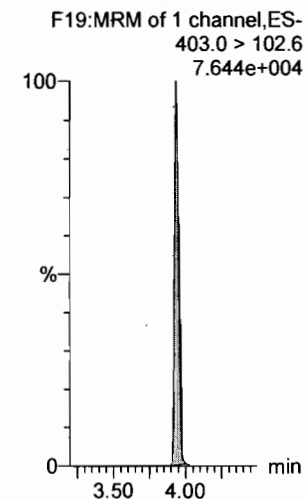
13C2-PFHxA



13C4-PFHpA



18O2-PFHxS

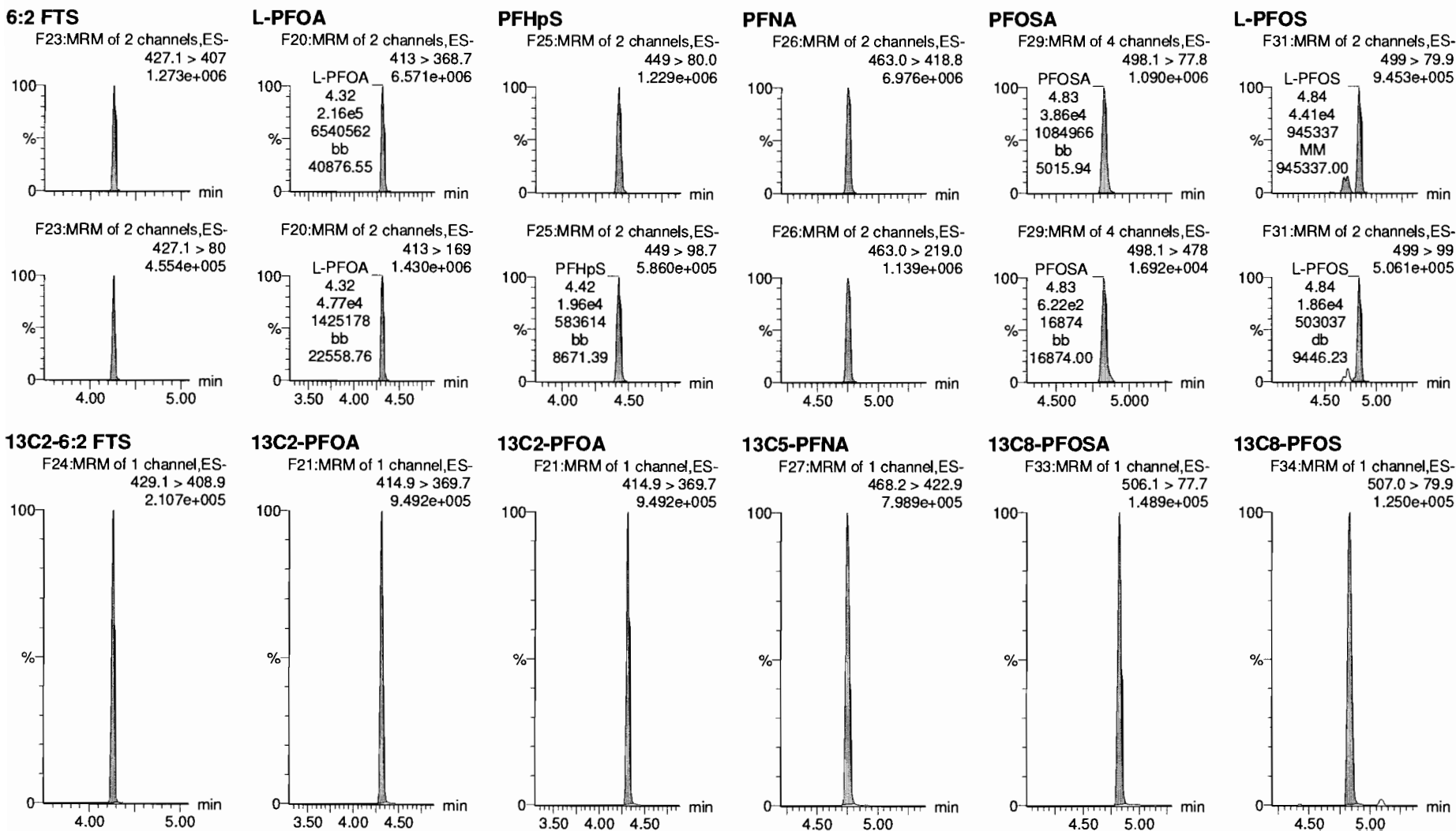


Dataset: F:\Projects\PFAS.PRO\Results\180307M1\180307M1-CRV_B.qld

Last Altered: Thursday, March 08, 2018 11:58:33 Pacific Standard Time

Printed: Thursday, March 08, 2018 12:01:16 Pacific Standard Time

Name: 180307M1_13, Date: 07-Mar-2018, Time: 18:18:12, ID: ST180307M1-8 PFC CS5 18C0609, Description: PFC CS5 18C0609



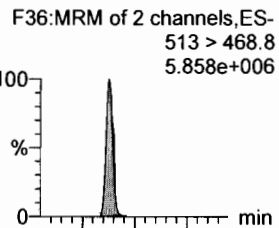
Dataset: F:\Projects\PFAS.PRO\Results\180307M1\180307M1-CRV_B.qld

Last Altered: Thursday, March 08, 2018 11:30:49 Pacific Standard Time

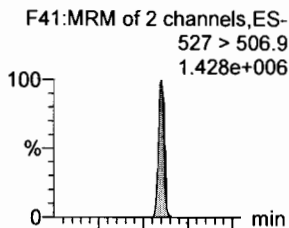
Printed: Thursday, March 08, 2018 11:35:52 Pacific Standard Time

Name: 180307M1_13, Date: 07-Mar-2018, Time: 18:18:12, ID: ST180307M1-8 PFC CS5 18C0609, Description: PFC CS5 18C0609

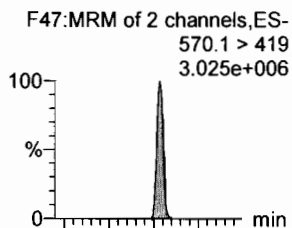
PFDA



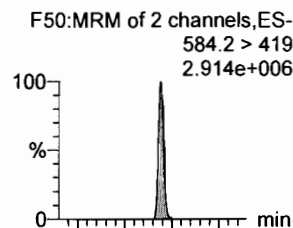
8:2 FTS



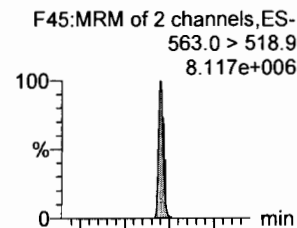
N-MeFOSAA



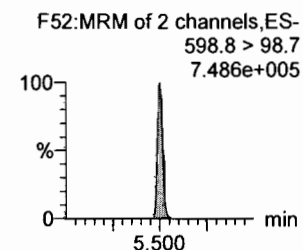
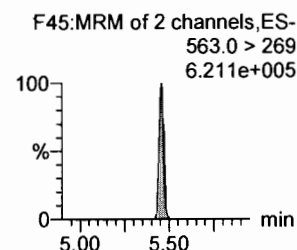
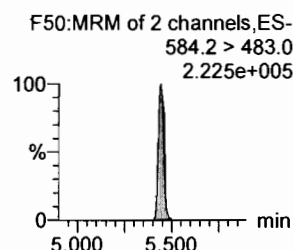
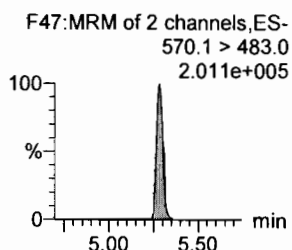
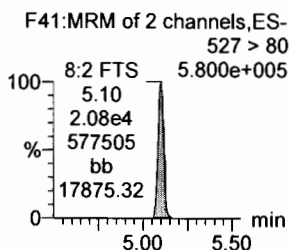
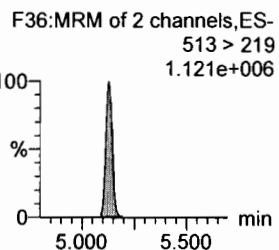
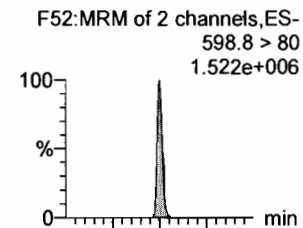
N-EtFOSAA



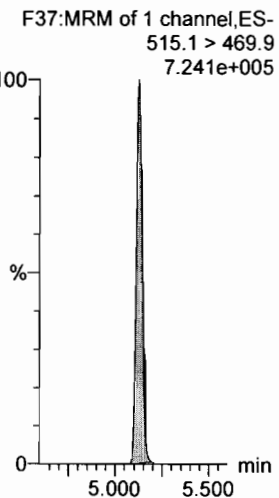
PFUdA



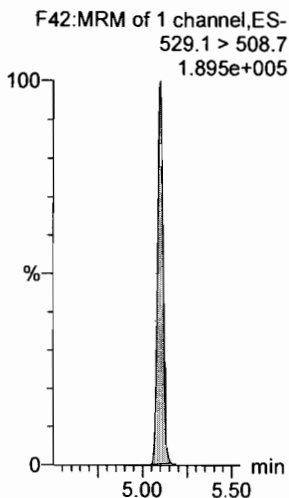
PFDS



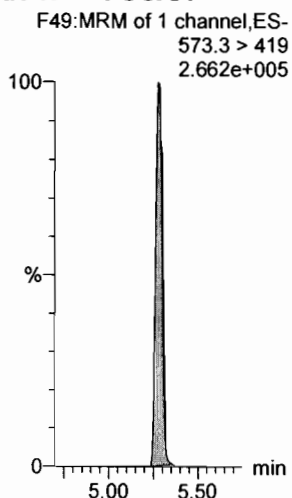
13C2-PFDA



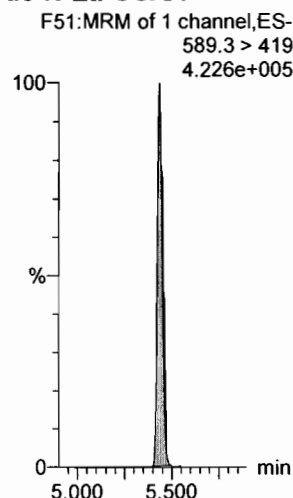
13C2-8:2 FTS



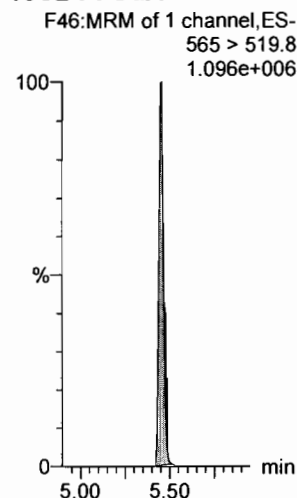
d3-N-MeFOSAA



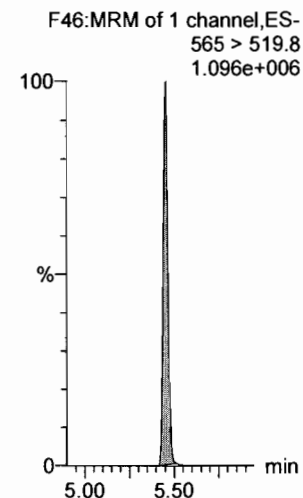
d5-N-EtFOSAA



13C2-PFUdA



13C2-PFUdA



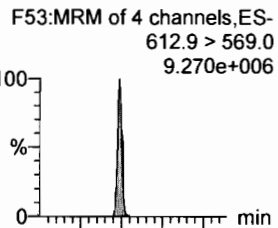
Dataset: F:\Projects\PFAS.PRO\Results\180307M1\180307M1-CRV_B.qld

Last Altered: Thursday, March 08, 2018 11:30:49 Pacific Standard Time

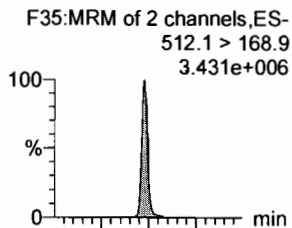
Printed: Thursday, March 08, 2018 11:35:52 Pacific Standard Time

Name: 180307M1_13, Date: 07-Mar-2018, Time: 18:18:12, ID: ST180307M1-8 PFC CS5 18C0609, Description: PFC CS5 18C0609

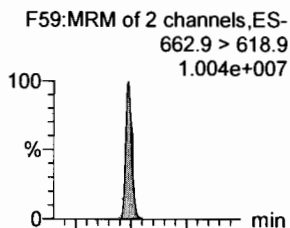
PFD_oA



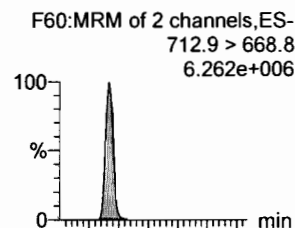
N-MeFOSA



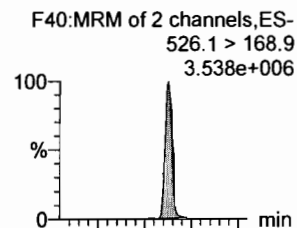
PFT_rDA



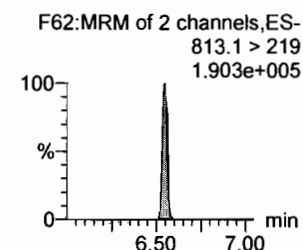
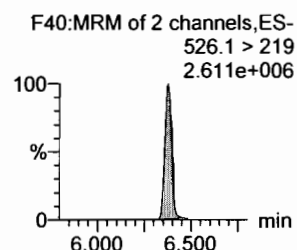
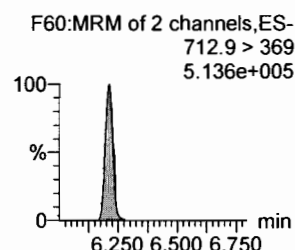
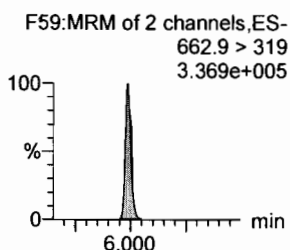
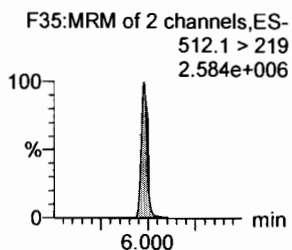
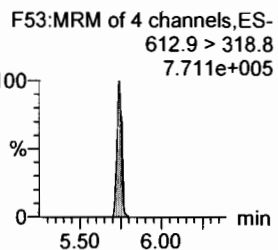
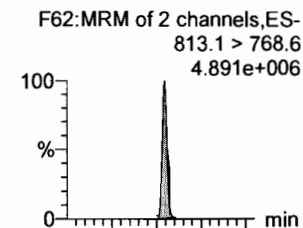
PFT_eDA



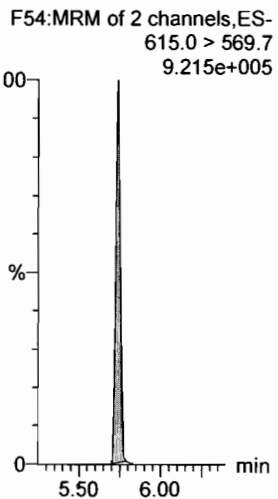
N-EtFOSA



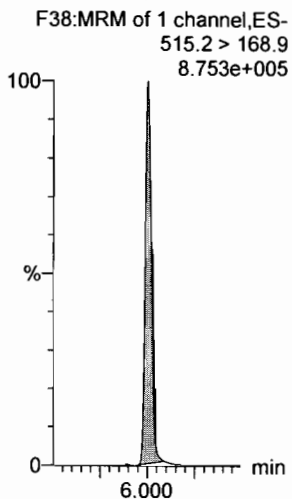
PFH_xDA



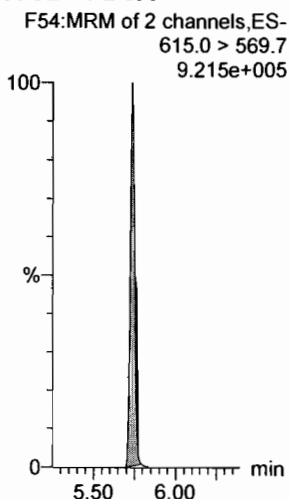
13C2-PFD_oA



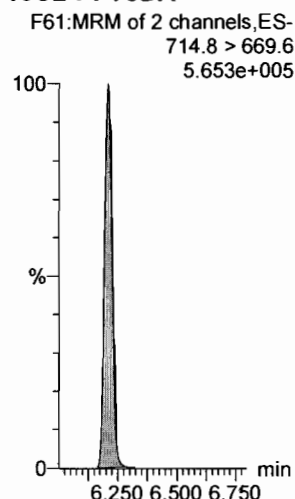
d3-N-MeFOSA



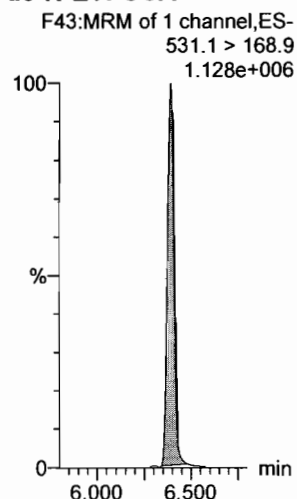
13C2-PFD_oA



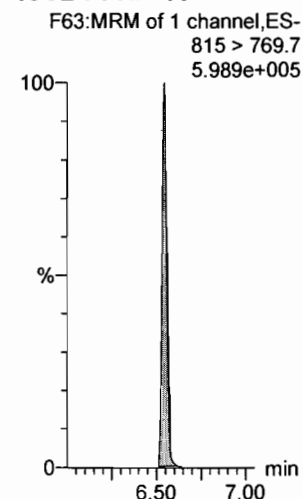
13C2-PFT_eDA



d5-N-ETFOSA



13C2-PFH_xDA



Dataset: F:\Projects\PFAS.PRO\Results\180307M1\180307M1-CRV_B.qld

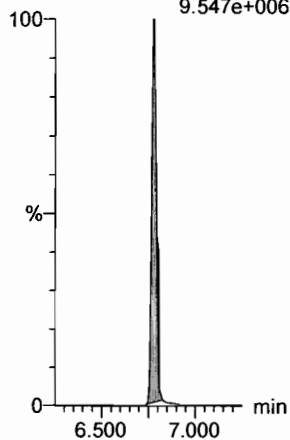
Last Altered: Thursday, March 08, 2018 11:30:49 Pacific Standard Time

Printed: Thursday, March 08, 2018 11:35:52 Pacific Standard Time

Name: 180307M1_13, Date: 07-Mar-2018, Time: 18:18:12, ID: ST180307M1-8 PFC CS5 18C0609, Description: PFC CS5 18C0609

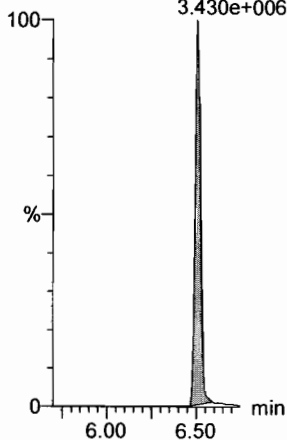
PFODA

F64:MRM of 1 channel,ES-
913.1 > 868.8
9.547e+006




N-MeFOSE

F55:MRM of 1 channel,ES-
616.1 > 58.9
3.430e+006



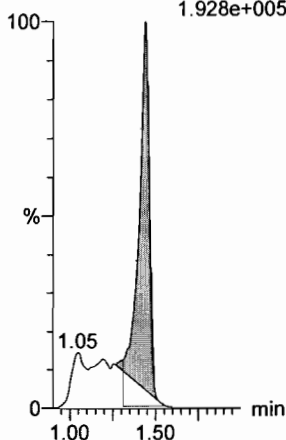
N-EtFOSE

F57:MRM of 1 channel,ES-
630.1 > 58.9
3.589e+006



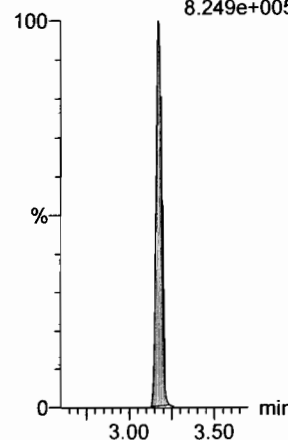
13C4-PFBA

F3:MRM of 1 channel,ES-
217. > 171.8
1.928e+005



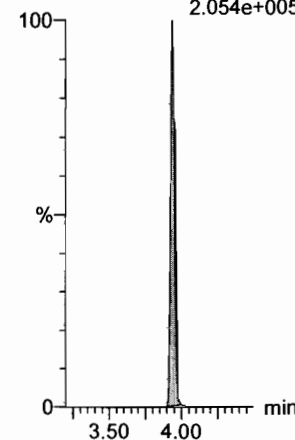
13C5-PFHxA

F10:MRM of 1 channel,ES-
318 > 272.9
8.249e+005



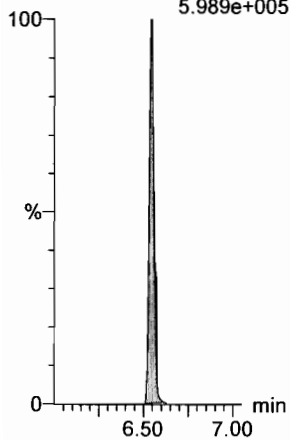
13C3-PFHxS

F18:MRM of 1 channel,ES-
401.9 > 79.9
2.054e+005



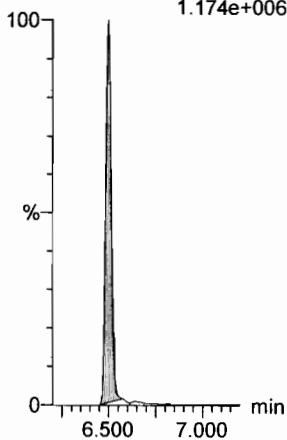
13C2-PFHxDA

F63:MRM of 1 channel,ES-
815 > 769.7
5.989e+005



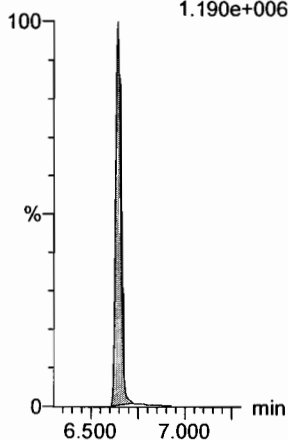
d7-N-MeFOSE

F56:MRM of 1 channel,ES-
623.1 > 58.9
1.174e+006




d9-N-EtFOSE

F58:MRM of 1 channel,ES-
639.2 > 58.8
1.190e+006



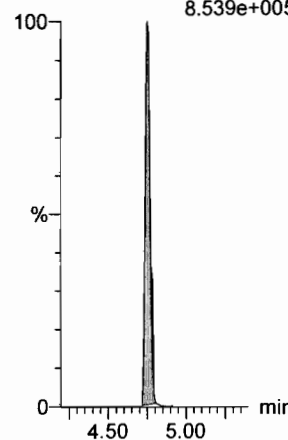
13C8-PFOA

F22:MRM of 1 channel,ES-
421.3 > 376
8.659e+005



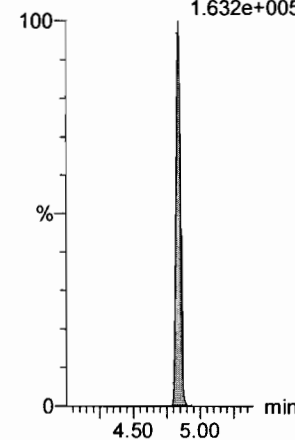
13C9-PFNA

F28:MRM of 1 channel,ES-
472.2 > 426.9
8.539e+005



13C4-PFOS

F32:MRM of 1 channel,ES-
503 > 79.9
1.632e+005



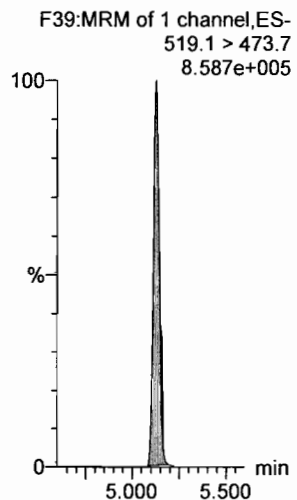
Dataset: F:\Projects\PFAS.PRO\Results\180307M1\180307M1-CRV_B.qld

Last Altered: Thursday, March 08, 2018 11:30:49 Pacific Standard Time


Printed: Thursday, March 08, 2018 11:35:52 Pacific Standard Time

Name: 180307M1_13, Date: 07-Mar-2018, Time: 18:18:12, ID: ST180307M1-8 PFC CS5 18C0609, Description: PFC CS5 18C0609

13C6-PFDA



13C7-PFUdA



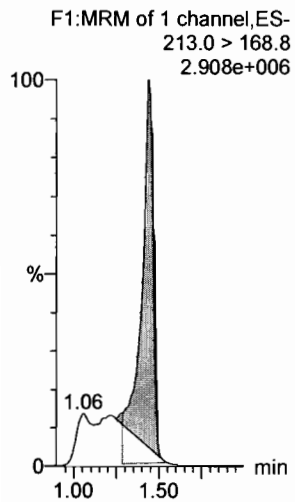
Dataset: F:\Projects\PFAS.PRO\Results\180307M1\180307M1-CRV_B.qld

Last Altered: Thursday, March 08, 2018 11:30:49 Pacific Standard Time

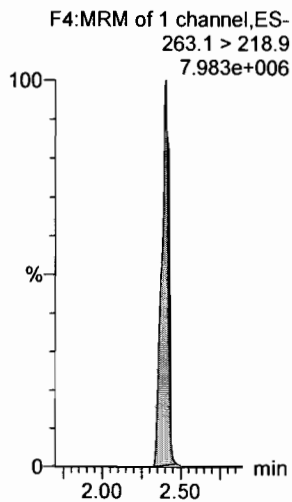
Printed: Thursday, March 08, 2018 11:35:52 Pacific Standard Time

Name: 180307M1_14, Date: 07-Mar-2018, Time: 18:29:40, ID: ST180307M1-9 PFC CS6 18C0610, Description: PFC CS6 18C0610

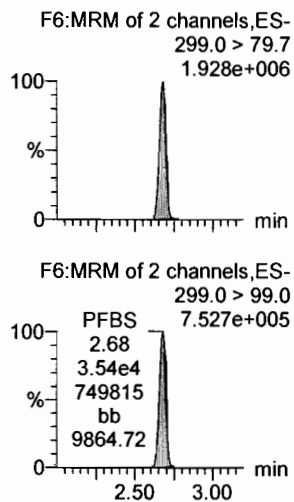
PFBA



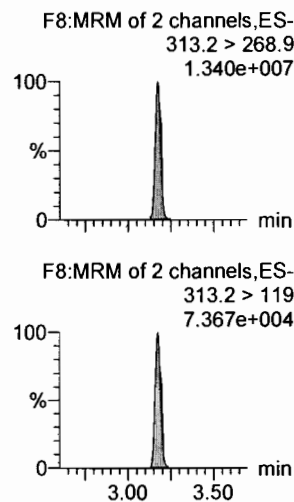
PFPeA



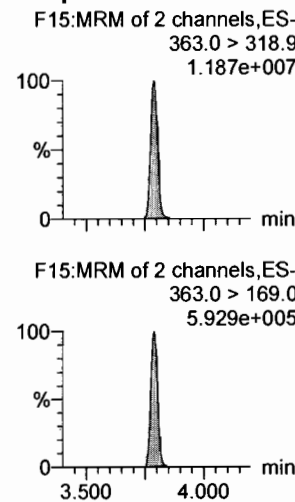
PFBS



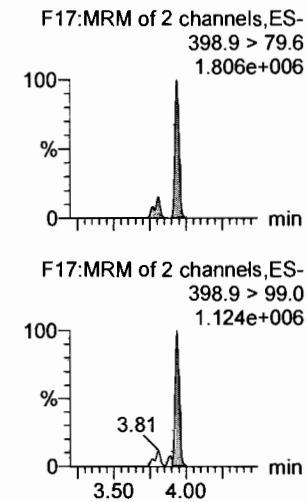
PFHxA



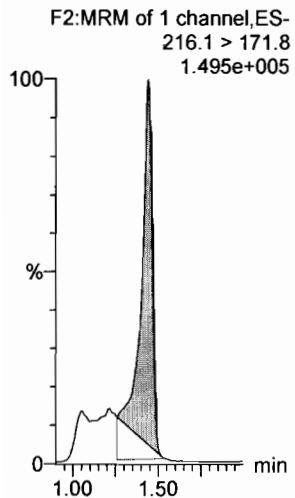
PFHpA



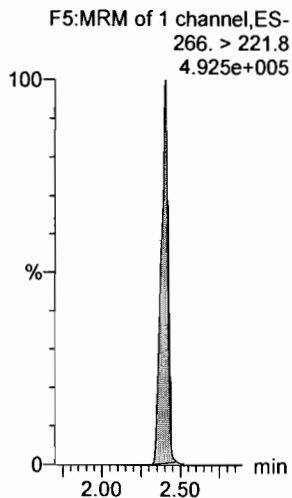
L-PFHxS



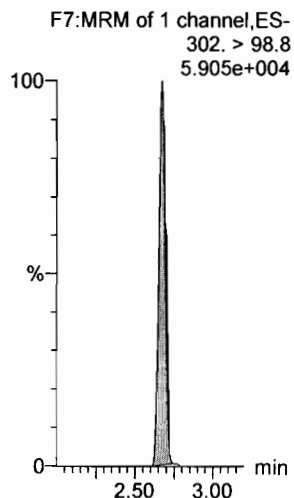
13C3-PFBA



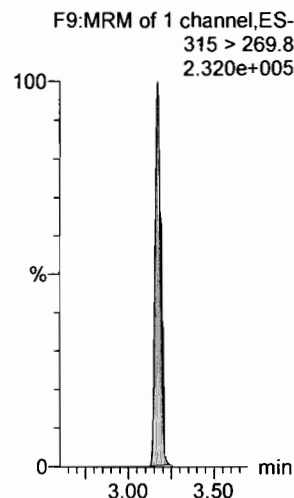
13C3-PFPeA



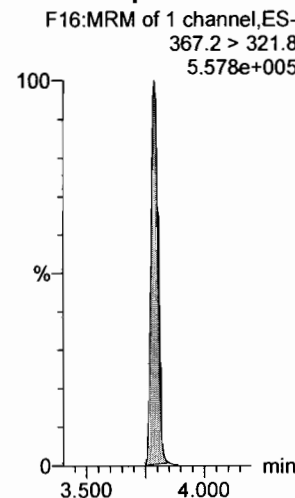
13C3-PFBS



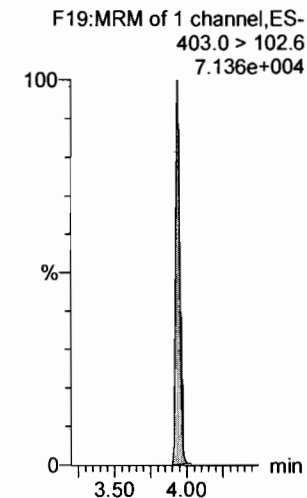
13C2-PFHxA



13C4-PFHpA



18O2-PFHxS

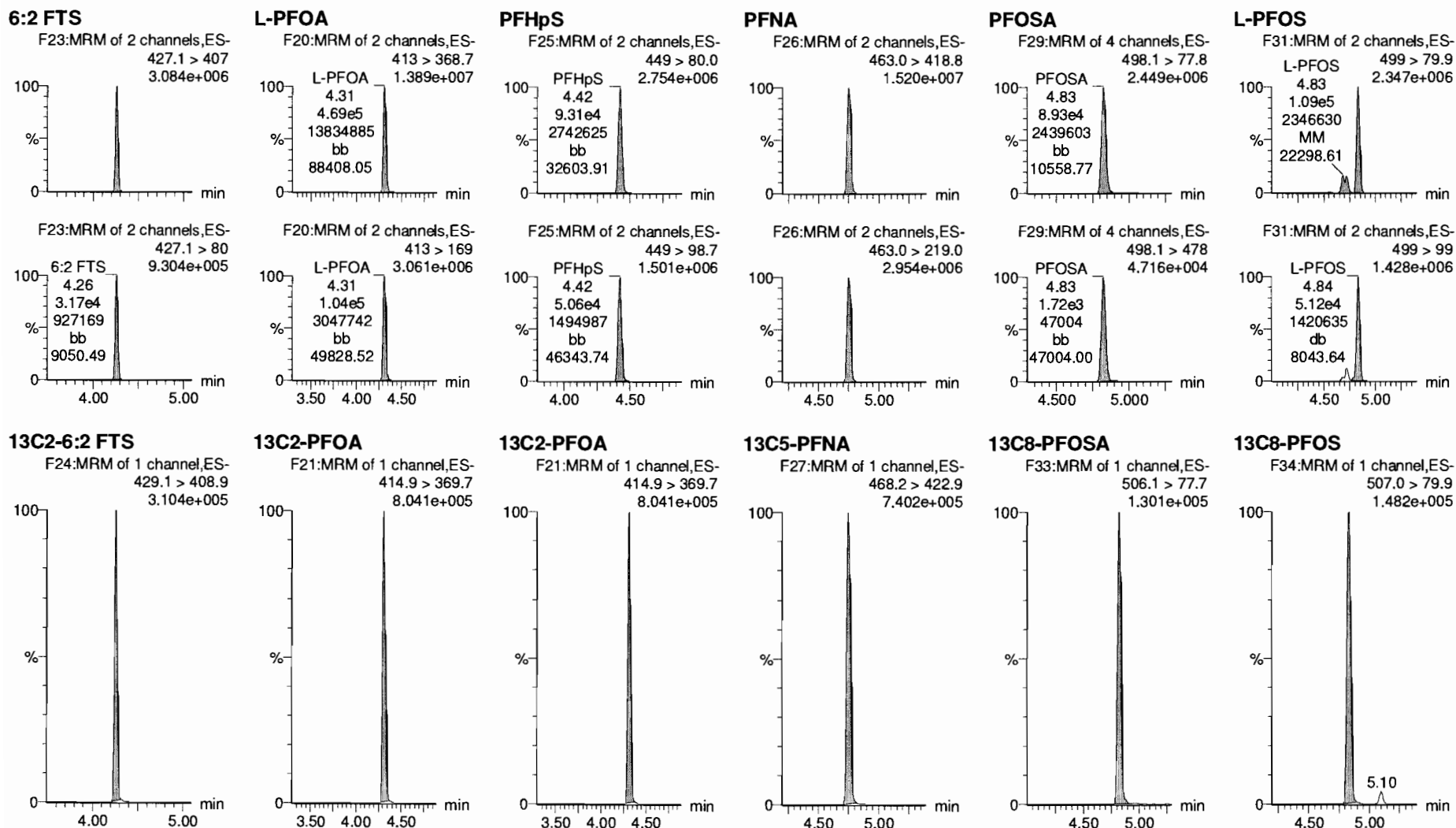


Dataset: F:\Projects\PFAS.PRO\Results\180307M1\180307M1-CRV_B.qld

Last Altered: Thursday, March 08, 2018 11:58:33 Pacific Standard Time

Printed: Thursday, March 08, 2018 12:01:16 Pacific Standard Time

Name: 180307M1_14, Date: 07-Mar-2018, Time: 18:29:40, ID: ST180307M1-9 PFC CS6 18C0610, Description: PFC CS6 18C0610



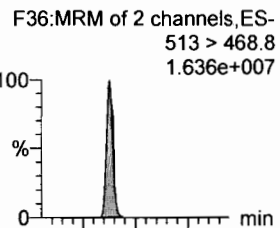
Dataset: F:\Projects\PFAS.PRO\Results\180307M1\180307M1-CRV_B.qld

Last Altered: Thursday, March 08, 2018 11:30:49 Pacific Standard Time

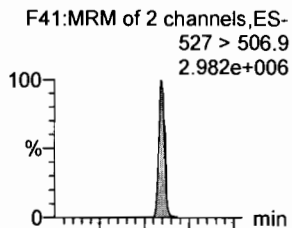
Printed: Thursday, March 08, 2018 11:35:52 Pacific Standard Time

Name: 180307M1_14, Date: 07-Mar-2018, Time: 18:29:40, ID: ST180307M1-9 PFC CS6 18C0610, Description: PFC CS6 18C0610

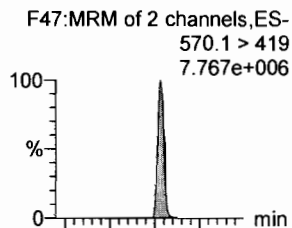
PFDA



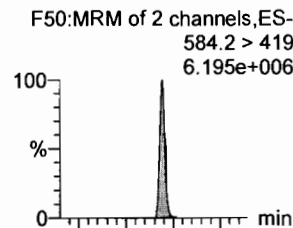
8:2 FTS



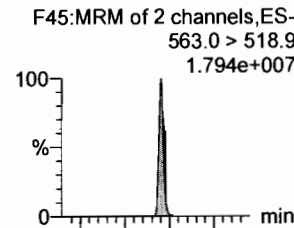
N-MeFOSAA



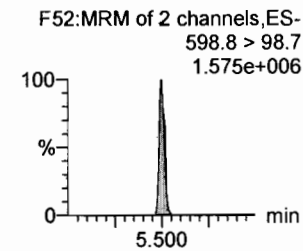
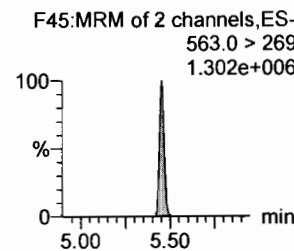
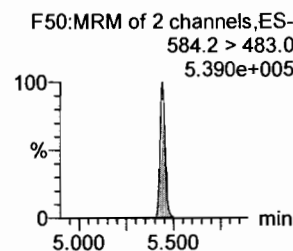
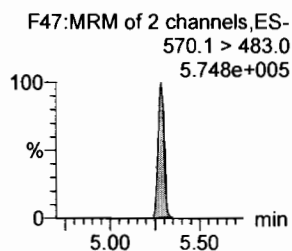
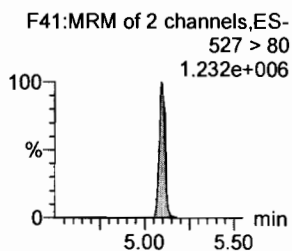
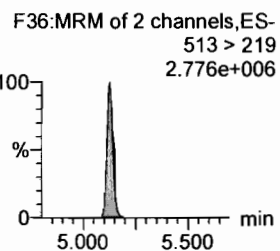
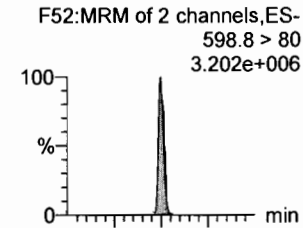
N-EtFOSAA



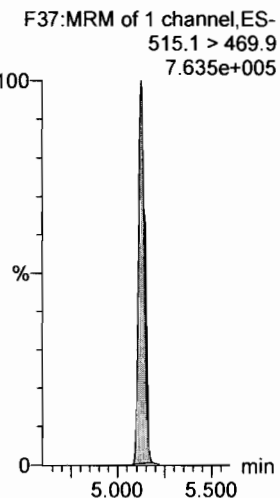
PFUdA



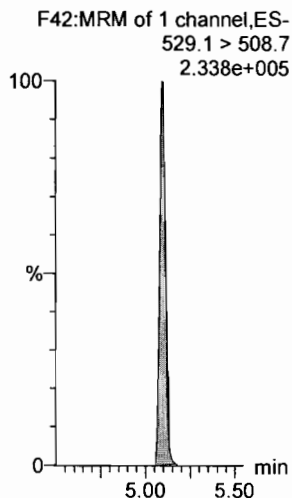
PFDS



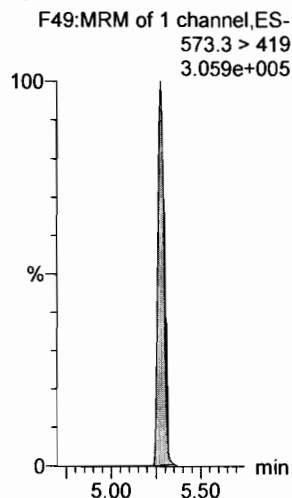
13C2-PFDA



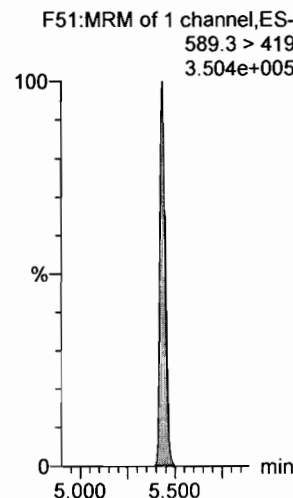
13C2-8:2 FTS



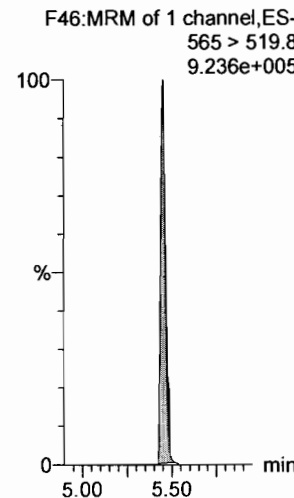
d3-N-MeFOSAA



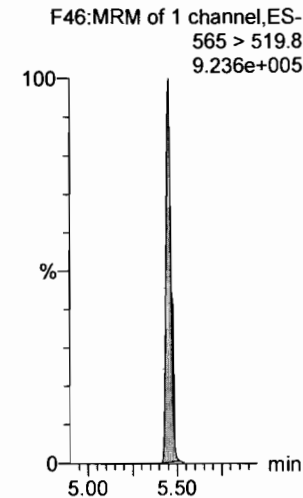
d5-N-EtFOSAA



13C2-PFUdA



13C2-PFUdA



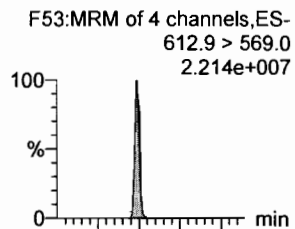
Dataset: F:\Projects\PFAS.PRO\Results\180307M1\180307M1-CRV_B.qld

Last Altered: Thursday, March 08, 2018 11:30:49 Pacific Standard Time

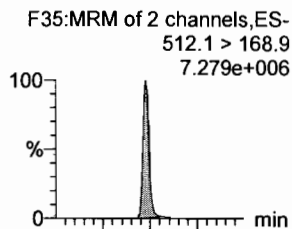
Printed: Thursday, March 08, 2018 11:35:52 Pacific Standard Time

Name: 180307M1_14, Date: 07-Mar-2018, Time: 18:29:40, ID: ST180307M1-9 PFC CS6 18C0610, Description: PFC CS6 18C0610

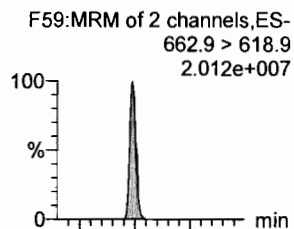
PFD_oA



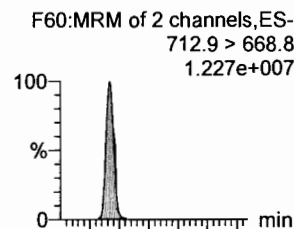
N-MeFOSA



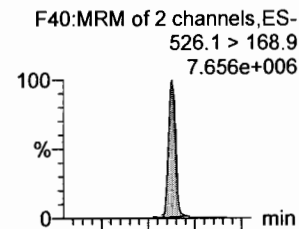
PFT_rDA



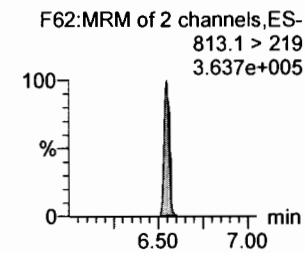
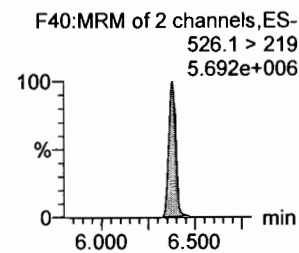
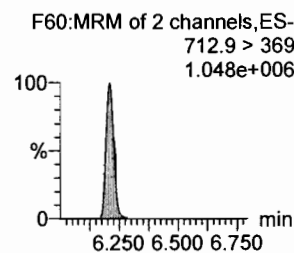
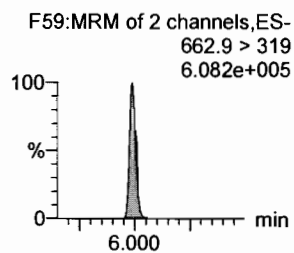
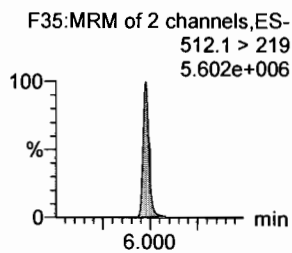
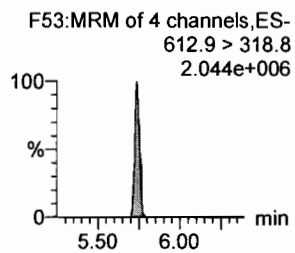
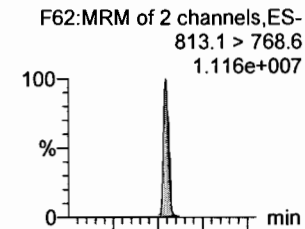
PFT_eDA



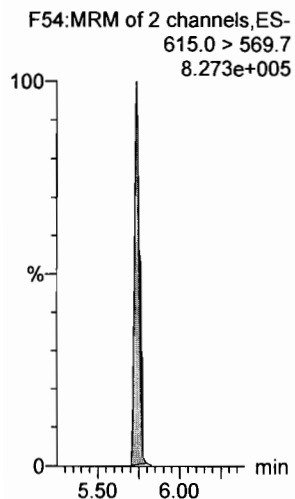
N-EtFOSA



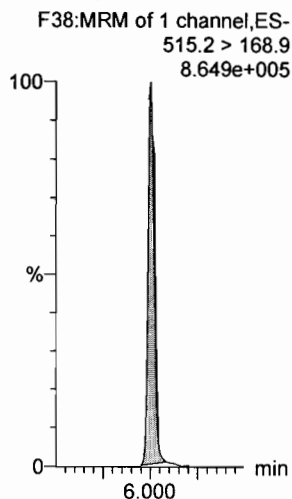
PFH_xDA



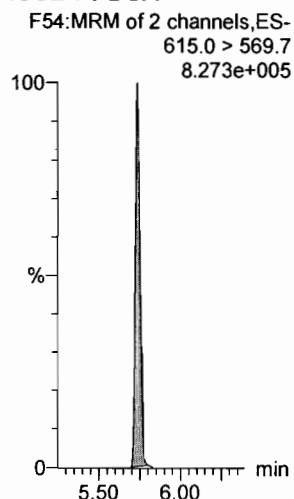
13C2-PFD_oA



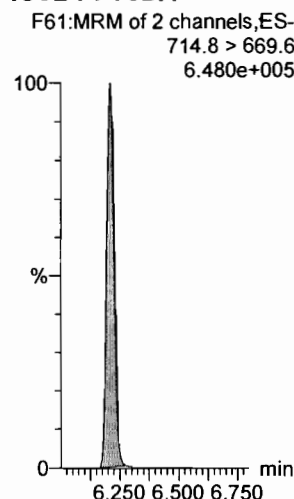
d3-N-MeFOSA



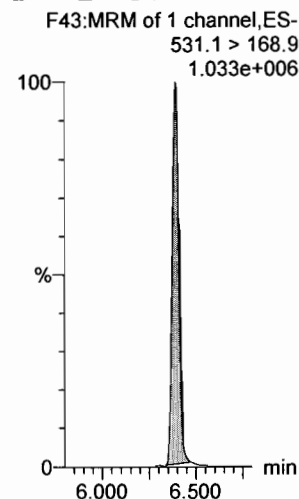
13C2-PFD_oA



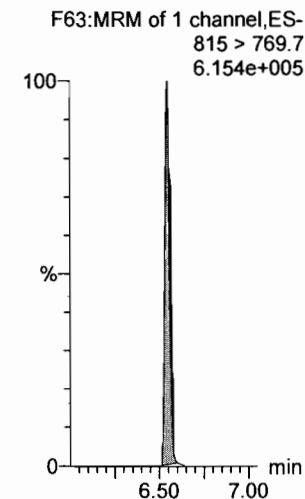
13C2-PFT_eDA



d5-N-ETFOSA



13C2-PFH_xDA

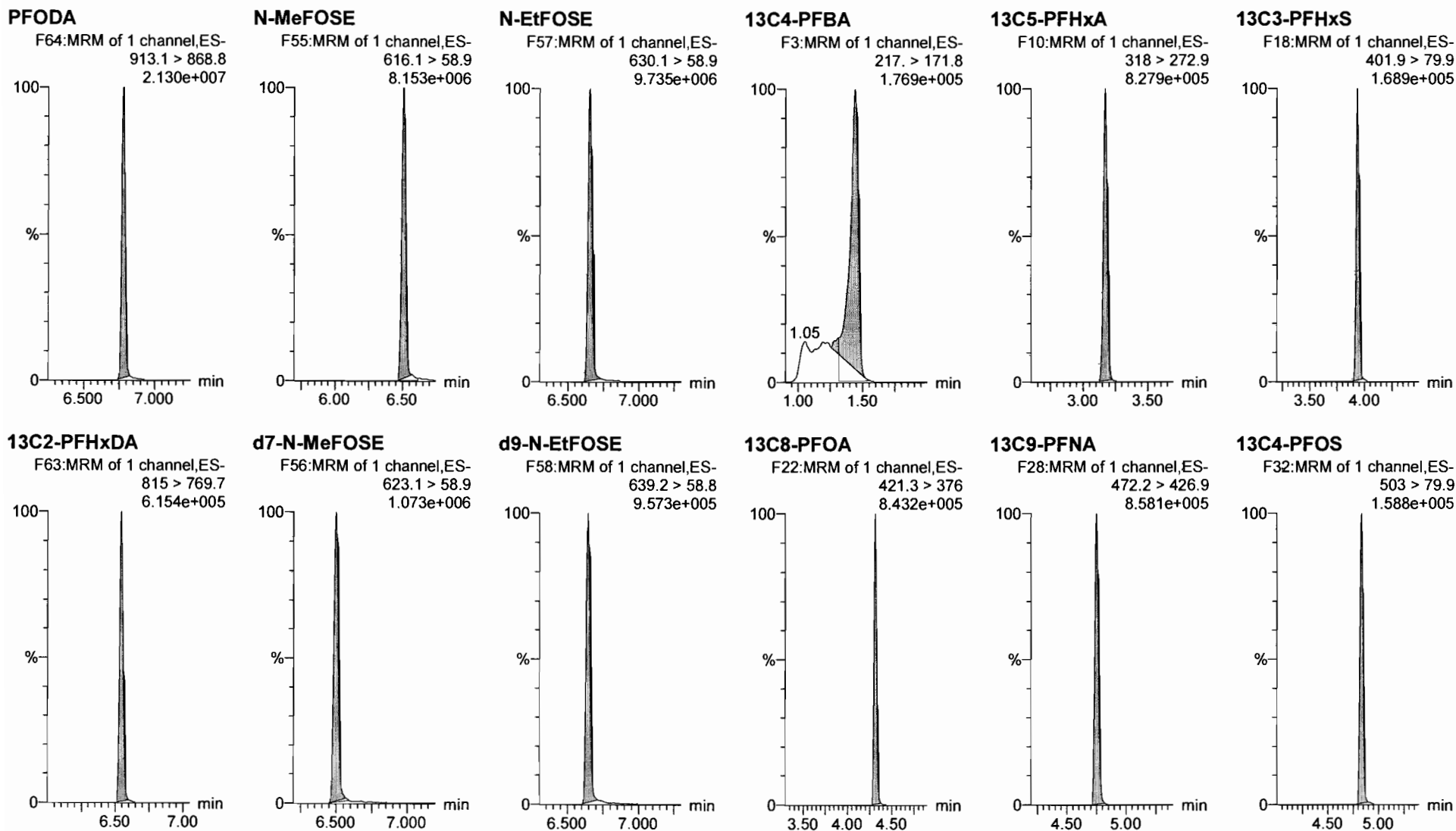


Dataset: F:\Projects\PFAS.PRO\Results\180307M1\180307M1-CRV_B.qld

Last Altered: Thursday, March 08, 2018 11:30:49 Pacific Standard Time

Printed: Thursday, March 08, 2018 11:35:52 Pacific Standard Time

Name: 180307M1_14, Date: 07-Mar-2018, Time: 18:29:40, ID: ST180307M1-9 PFC CS6 18C0610, Description: PFC CS6 18C0610



Dataset: F:\Projects\PFAS.PRO\Results\180307M1\180307M1-CRV_B.qld

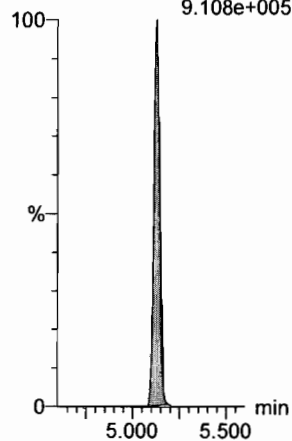
Last Altered: Thursday, March 08, 2018 11:30:49 Pacific Standard Time

Printed: Thursday, March 08, 2018 11:35:52 Pacific Standard Time

Name: 180307M1_14, Date: 07-Mar-2018, Time: 18:29:40, ID: ST180307M1-9 PFC CS6 18C0610, Description: PFC CS6 18C0610

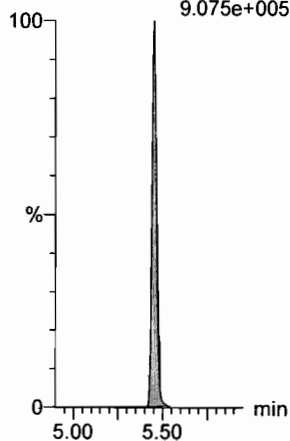
13C6-PFDA

F39:MRM of 1 channel,ES-
519.1 > 473.7
9.108e+005



13C7-PFUdA

F48:MRM of 1 channel,ES-
570.1 > 524.8
9.075e+005



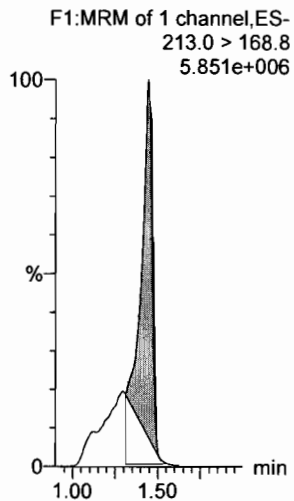
Dataset: F:\Projects\PFAS.PRO\Results\180307M1\180307M1-CRV_B.qld

Last Altered: Thursday, March 08, 2018 11:30:49 Pacific Standard Time

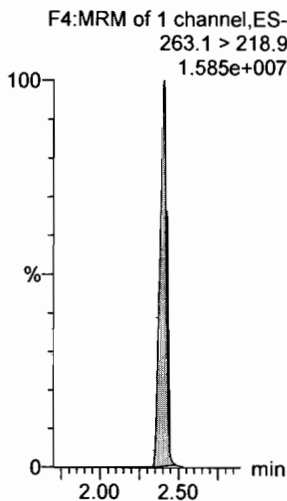
Printed: Thursday, March 08, 2018 11:35:52 Pacific Standard Time

Name: 180307M1_15, Date: 07-Mar-2018, Time: 18:41:09, ID: ST180307M1-10 PFC CS7 18C0611, Description: PFC CS7 18C0611

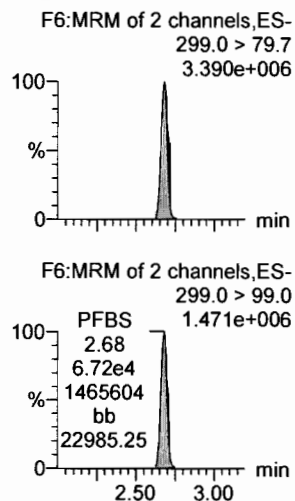
PFBA



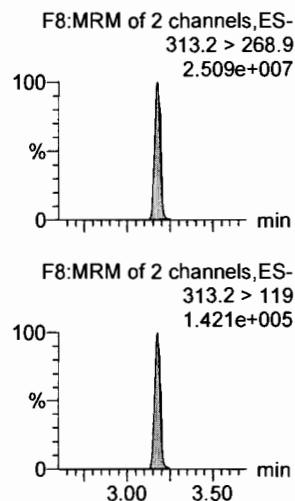
PFPeA



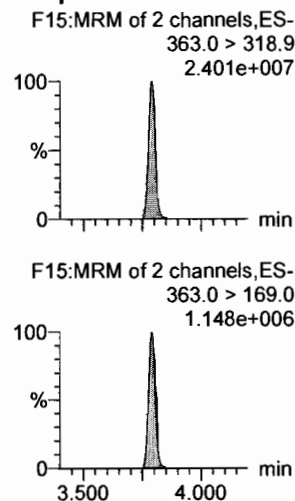
PFBS



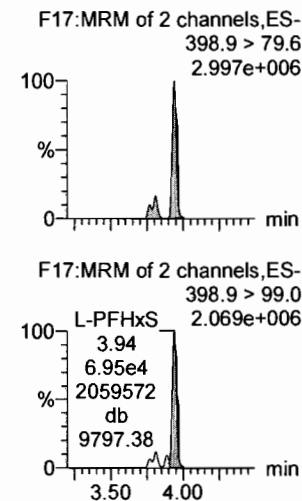
PFHxA



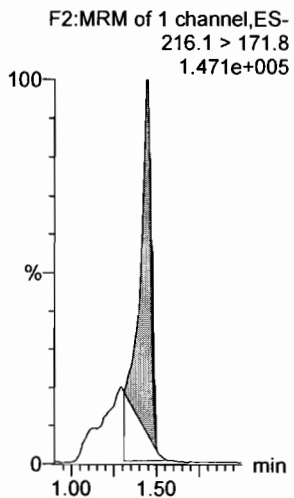
PFHpA



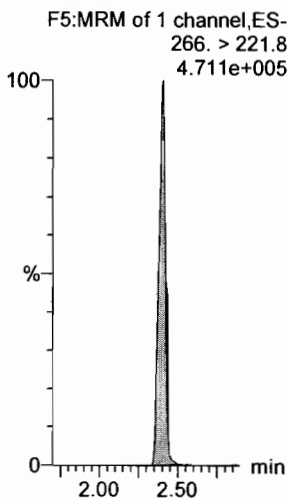
L-PFHxS



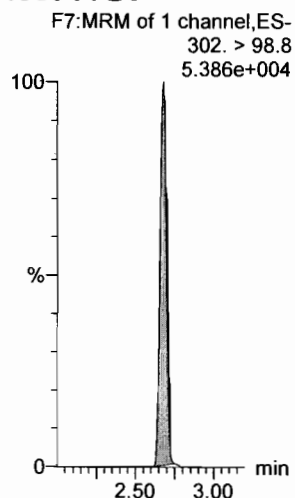
13C3-PFBA



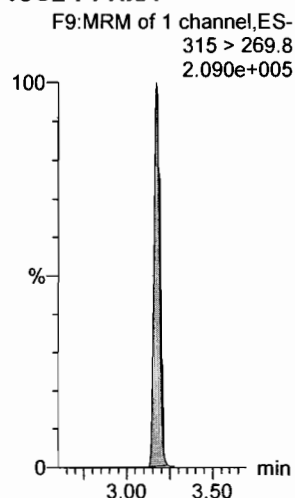
13C3-PFPeA



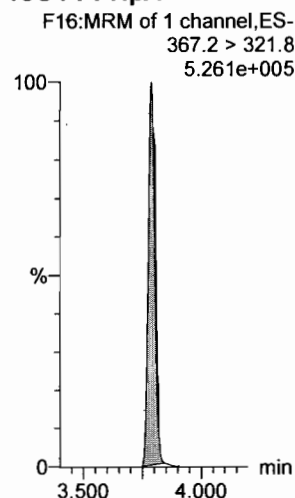
13C3-PFBS



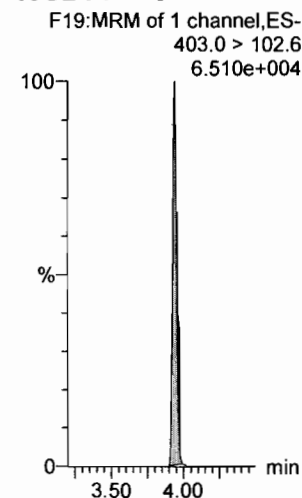
13C2-PFHxA



13C4-PFHpA



18O2-PFHxS



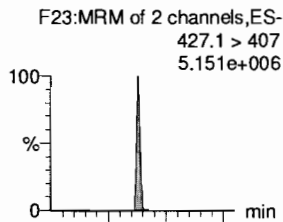
Dataset: F:\Projects\PFAS.PRO\Results\180307M1\180307M1-CRV_B.qld

Last Altered: Thursday, March 08, 2018 11:58:33 Pacific Standard Time

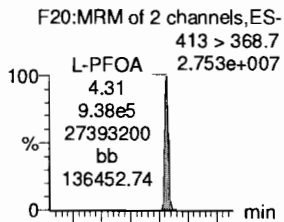
Printed: Thursday, March 08, 2018 12:01:16 Pacific Standard Time

Name: 180307M1_15, Date: 07-Mar-2018, Time: 18:41:09, ID: ST180307M1-10 PFC CS7 18C0611, Description: PFC CS7 18C0611

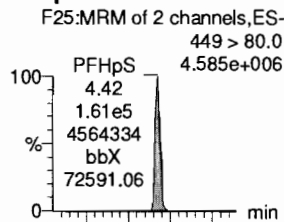
6:2 FTS



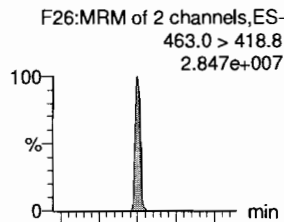
L-PFOA



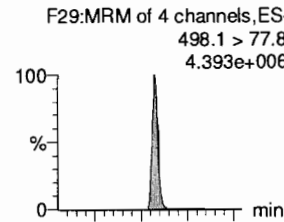
PFHpS



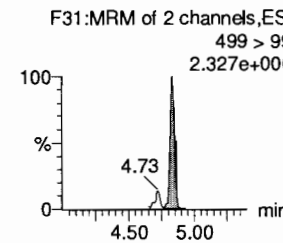
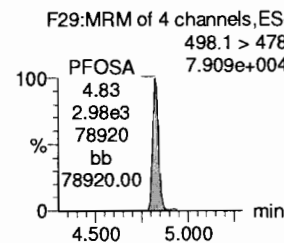
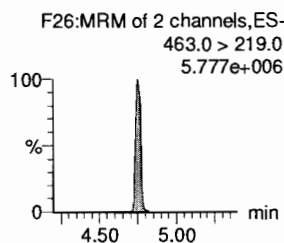
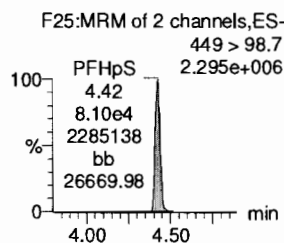
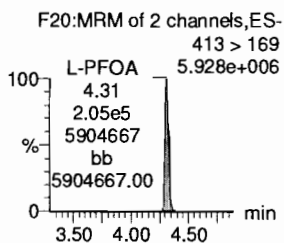
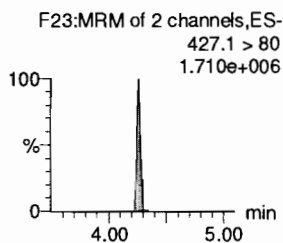
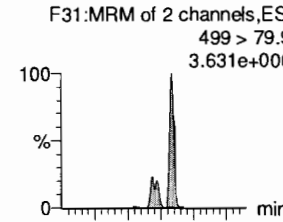
PFNA



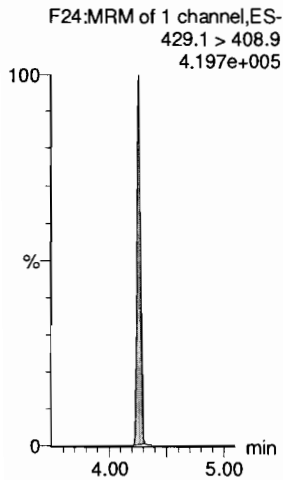
PFOSA



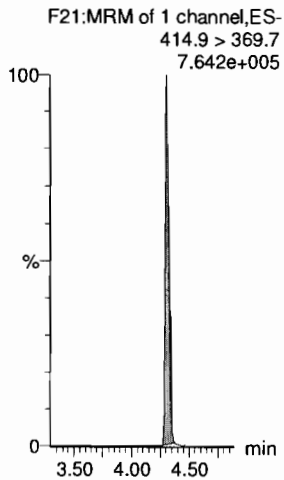
L-PFOS



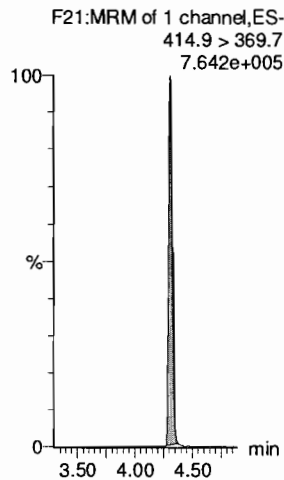
13C2-6:2 FTS




13C2-PFOA



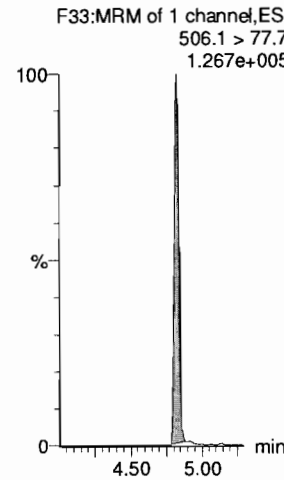
13C2-PFOA



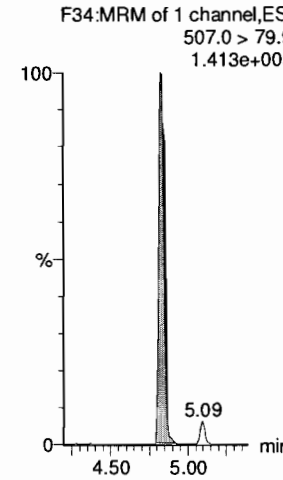
13C5-PFNA



13C8-PFOA



13C8-PFOS



Dataset: F:\Projects\PFAS.PRO\Results\180307M1\180307M1-CRV_B.qld

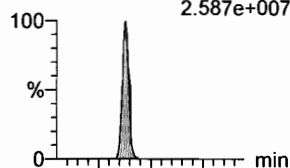
Last Altered: Thursday, March 08, 2018 11:30:49 Pacific Standard Time

Printed: Thursday, March 08, 2018 11:35:52 Pacific Standard Time

Name: 180307M1_15, Date: 07-Mar-2018, Time: 18:41:09, ID: ST180307M1-10 PFC CS7 18C0611, Description: PFC CS7 18C0611

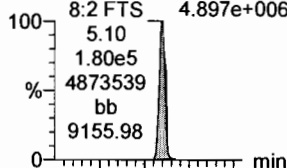
PFDA

F36:MRM of 2 channels,ES-
513 > 468.8
2.587e+007




8:2 FTS

F41:MRM of 2 channels,ES-
527 > 506.9
4.897e+006




N-MeFOSAA

F47:MRM of 2 channels,ES-
570.1 > 419
1.293e+007



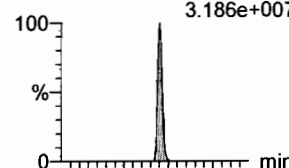
N-EtFOSAA

F50:MRM of 2 channels,ES-
584.2 > 419
1.182e+007



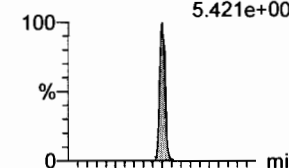
PFUdA

F45:MRM of 2 channels,ES-
563.0 > 518.9
3.186e+007

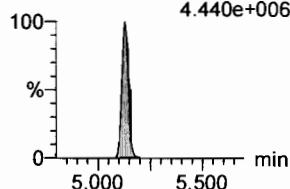


PFDS

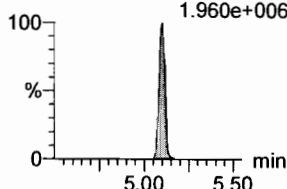
F52:MRM of 2 channels,ES-
598.8 > 80
5.421e+006



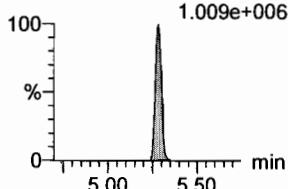
F36:MRM of 2 channels,ES-
513 > 219
4.440e+006



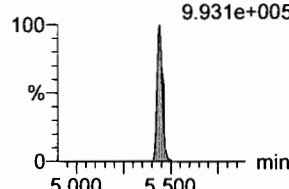
F41:MRM of 2 channels,ES-
527 > 80
1.960e+006



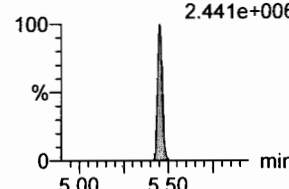
F47:MRM of 2 channels,ES-
570.1 > 483.0
1.009e+006



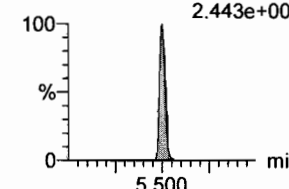
F50:MRM of 2 channels,ES-
584.2 > 483.0
9.931e+005



F45:MRM of 2 channels,ES-
563.0 > 269
2.441e+006

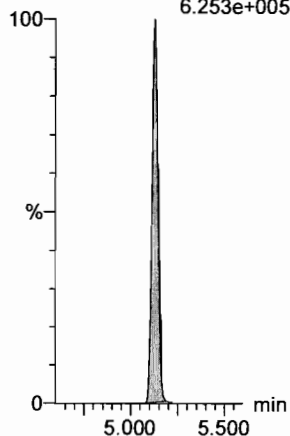


F52:MRM of 2 channels,ES-
598.8 > 98.7
2.443e+006



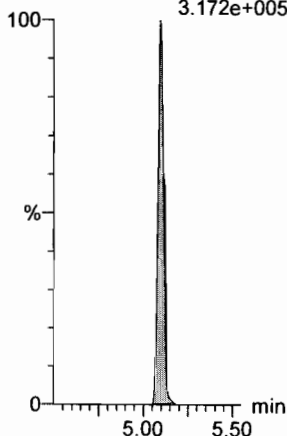
13C2-PFDA

F37:MRM of 1 channel,ES-
515.1 > 469.9
6.253e+005



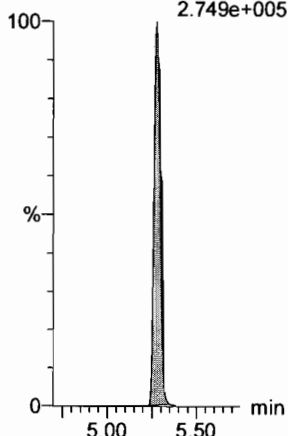
13C2-8:2 FTS

F42:MRM of 1 channel,ES-
529.1 > 508.7
3.172e+005



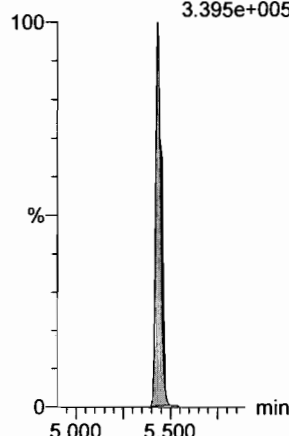
d3-N-MeFOSAA

F49:MRM of 1 channel,ES-
573.3 > 419
2.749e+005



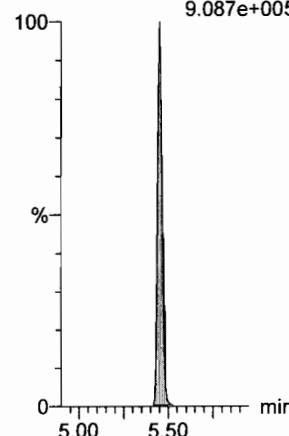
d5-N-EtFOSAA

F51:MRM of 1 channel,ES-
589.3 > 419
3.395e+005



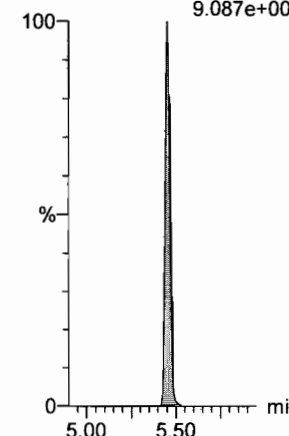
13C2-PFUdA

F46:MRM of 1 channel,ES-
565 > 519.8
9.087e+005



13C2-PFUDa

F46:MRM of 1 channel,ES-
565 > 519.8
9.087e+005

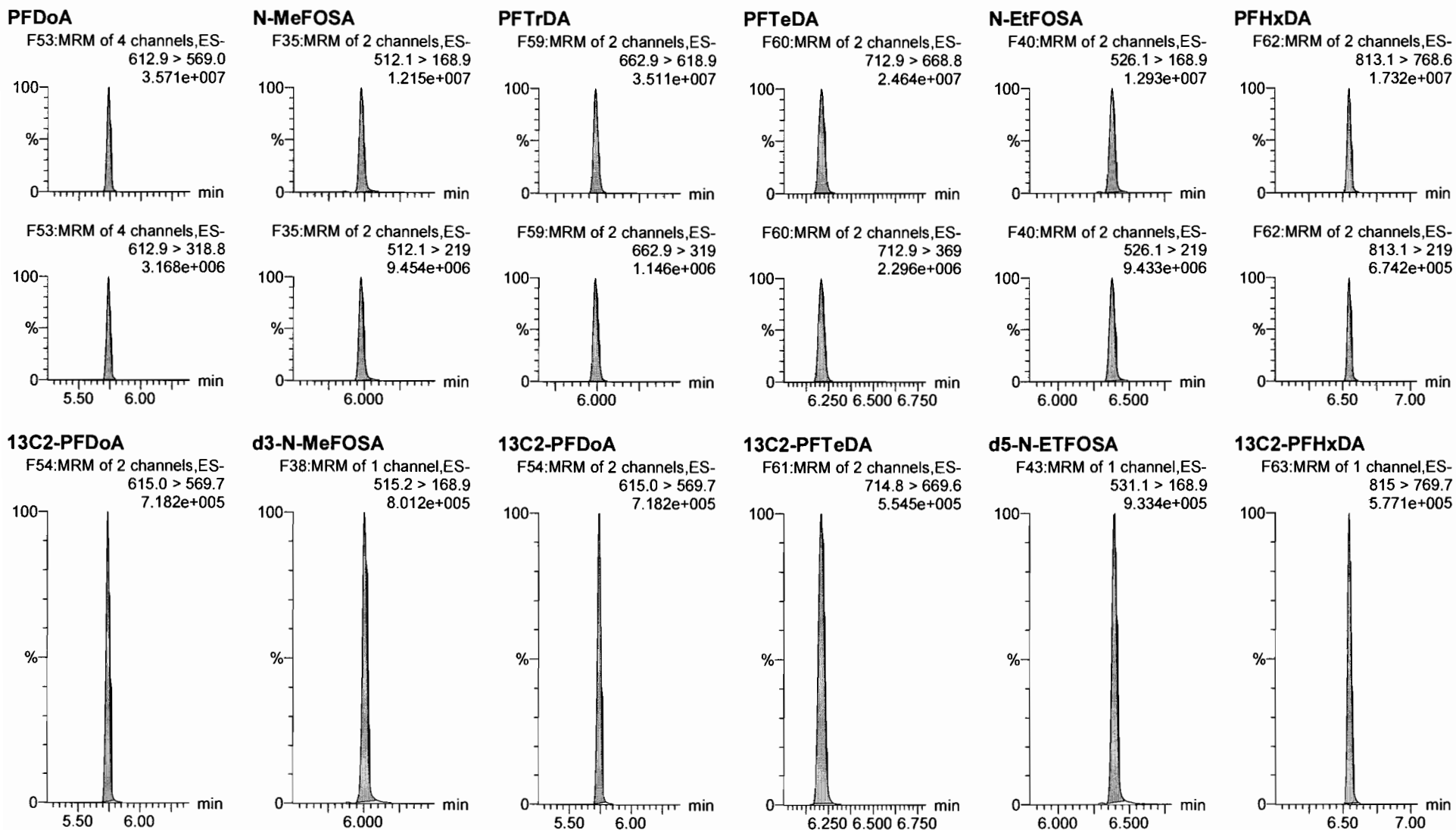


Dataset: F:\Projects\PFAS.PRO\Results\180307M1\180307M1-CRV_B.qld

Last Altered: Thursday, March 08, 2018 11:30:49 Pacific Standard Time

Printed: Thursday, March 08, 2018 11:35:52 Pacific Standard Time

Name: 180307M1_15, Date: 07-Mar-2018, Time: 18:41:09, ID: ST180307M1-10 PFC CS7 18C0611, Description: PFC CS7 18C0611



Dataset: F:\Projects\PFAS.PRO\Results\180307M1\180307M1-CRV_B.qld

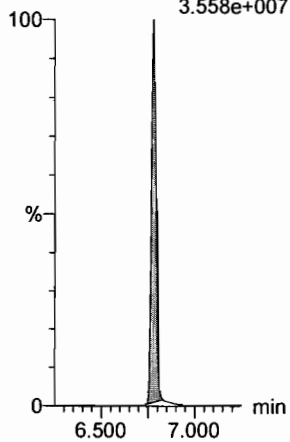
Last Altered: Thursday, March 08, 2018 11:30:49 Pacific Standard Time

Printed: Thursday, March 08, 2018 11:35:52 Pacific Standard Time

Name: 180307M1_15, Date: 07-Mar-2018, Time: 18:41:09, ID: ST180307M1-10 PFC CS7 18C0611, Description: PFC CS7 18C0611

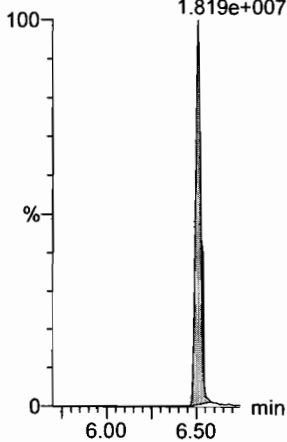
PFODA

F64:MRM of 1 channel,ES-
913.1 > 868.8
3.558e+007



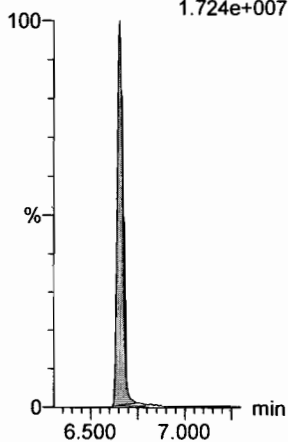
N-MeFOSE

F55:MRM of 1 channel,ES-
616.1 > 58.9
1.819e+007



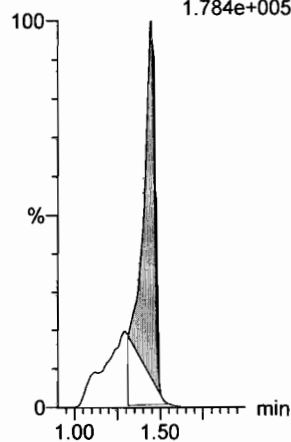
N-EtFOSE

F57:MRM of 1 channel,ES-
630.1 > 58.9
1.724e+007



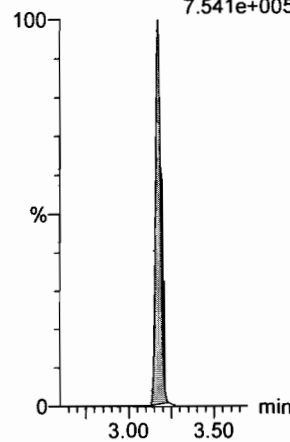
13C4-PFBA

F3:MRM of 1 channel,ES-
217. > 171.8
1.784e+005



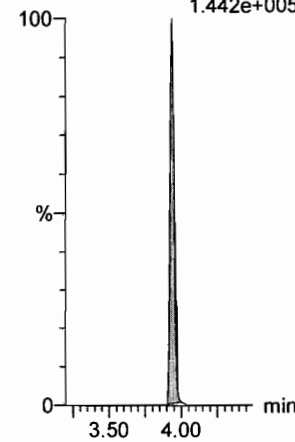
13C5-PFHxA

F10:MRM of 1 channel,ES-
318 > 272.9
7.541e+005



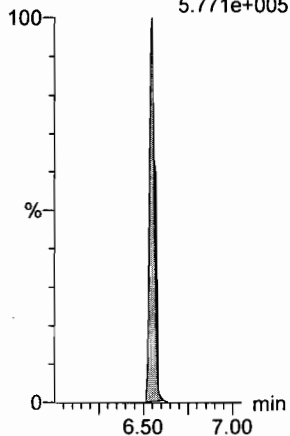
13C3-PFHxS

F18:MRM of 1 channel,ES-
401.9 > 79.9
1.442e+005



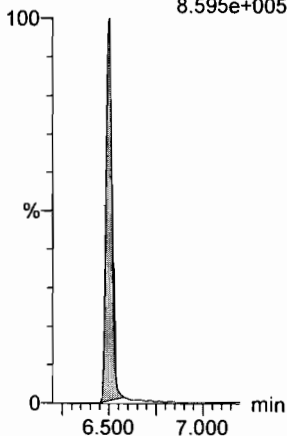
13C2-PFHxDA

F63:MRM of 1 channel,ES-
815 > 769.7
5.771e+005



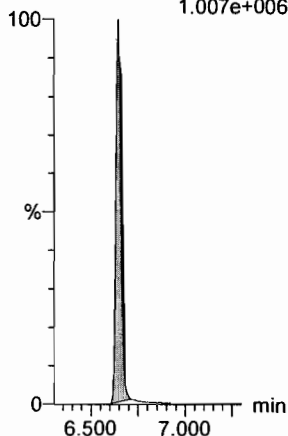
d7-N-MeFOSE

F56:MRM of 1 channel,ES-
623.1 > 58.9
8.595e+005




d9-N-EtFOSE

F58:MRM of 1 channel,ES-
639.2 > 58.8
1.007e+006



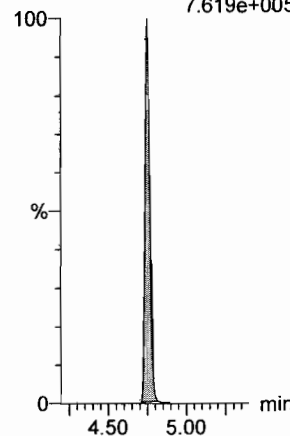
13C8-PFOA

F22:MRM of 1 channel,ES-
421.3 > 376
7.327e+005



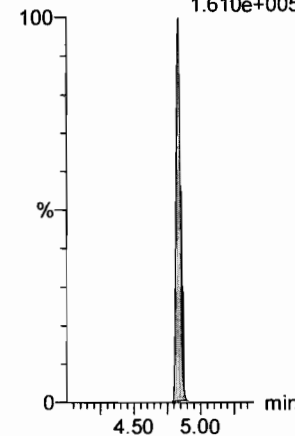
13C9-PFNA

F28:MRM of 1 channel,ES-
472.2 > 426.9
7.619e+005



13C4-PFOS

F32:MRM of 1 channel,ES-
503 > 79.9
1.610e+005



Dataset: F:\Projects\PFAS.PRO\Results\180307M1\180307M1-CRV_B.qld

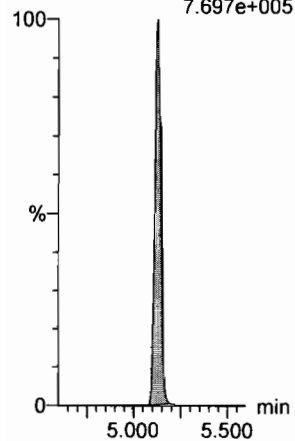
Last Altered: Thursday, March 08, 2018 11:30:49 Pacific Standard Time

Printed: Thursday, March 08, 2018 11:35:52 Pacific Standard Time

Name: 180307M1_15, Date: 07-Mar-2018, Time: 18:41:09, ID: ST180307M1-10 PFC CS7 18C0611, Description: PFC CS7 18C0611

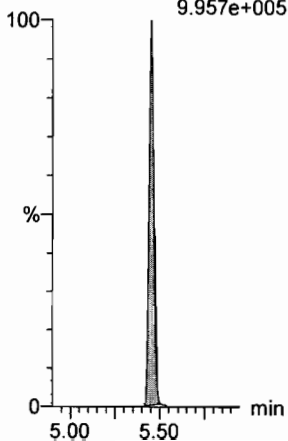
13C6-PFDA

F39:MRM of 1 channel,ES-
519.1 > 473.7
7.697e+005



13C7-PFUdA

F48:MRM of 1 channel,ES-
570.1 > 524.8
9.957e+005



Dataset: F:\Projects\PFAS.PRO\Results\180307M1\180307M1-13.qld

Last Altered: Thursday, March 08, 2018 13:09:24 Pacific Standard Time

Printed: Thursday, March 08, 2018 13:09:36 Pacific Standard Time

WTF in (W)

Method: F:\Projects\PFAS.PRO\MethDB\PFAS_FULL_80C_030718.mdb 08 Mar 2018 11:59:09

Calibration: F:\Projects\PFAS.PRO\CurveDB\C18_VAL-PFAS_Q4_03-07-18-FULL.cdb 08 Mar 2018 13:04:56

Name: 180307M1_17, Date: 07-Mar-2018, Time: 19:04:07, ID: ICV180307M1-1 PFC ICV 18C0601, Description: PFC ICV 18C0601

#	Name	Trace	Area	IS Area	RRF	Pred.RT	RT	y Axis Resp.	Conc	%Rec	Recovery	Out
1	1 PFBA	213.0 > 168.8	7.26e3	9.48e3		1.73	1.44	9.56	9.50	95.0	NO	
2	2 PFPeA	263.1 > 218.9	1.52e4	2.42e4		2.70	2.41	7.86	9.58	95.8	NO	
3	3 PFBS	299.0 > 79.7	2.92e3	2.89e3		2.98	2.68	12.6	7.57	75.7	NO	
4	4 4:2 FTS	327.2>307.2	3.84e3	2.89e3		3.38	3.08	16.6	8.89	88.9	NO	
5	5 PFHxA	313.2 > 268.9	1.94e4	8.28e3		3.48	3.18	11.7	9.81	98.1	NO	
6	6 PFPeS	349.1>80.1	3.09e3	2.89e3		3.67	3.37	13.4	9.26	92.6	NO	
7	7 PFHpA	363.0 > 318.9	1.78e4	2.20e4		4.10	3.79	10.1	8.77	87.7	NO	
8	8 L-PFHxS	398.9 > 79.6	2.40e3	2.12e3		4.24	3.94	14.2	8.99	89.9	NO	
9	10 6:2 FTS	427.1 > 407	4.33e3	6.78e3		4.56	4.26	7.98	9.09	90.9	NO	
10	11 L-PFOA	413 > 368.7	2.00e4	2.75e4		4.45	4.32	9.11	10.4	104.5	NO	
11	13 PFHpS	449 > 80.0	2.94e3	2.75e4		4.71	4.43	1.34	7.99	79.9	NO	
12	14 PFNA	463.0 > 418.8	2.19e4	2.77e4		5.04	4.75	9.86	8.96	89.6	NO	
13	15 PFOSA	498.1 > 77.8	3.65e3	5.28e3		5.09	4.83	8.65	9.60	96.0	NO	
14	16 L-PFOS	499 > 79.9	3.96e3	6.08e3		5.11	4.84	8.14	7.66	76.6	NO	
15	18 PFDA	513 > 468.8	2.04e4	2.85e4		5.40	5.13	8.94	8.58	85.8	NO	
16	19 8:2 FTS	527 > 506.9	5.36e3	5.70e3		5.38	5.10	11.8	9.94	99.4	NO	
17	20 PFNS	549.1>80.1	2.83e3	6.08e3		5.46	5.19	5.82	7.01	70.1	NO	
18	21 N-MeFOSAA	570.1 > 419	1.20e4	1.30e4		5.55	5.28	11.6	8.37	83.7	NO	
19	22 N-EtFOSAA	584.2 > 419	9.46e3	1.19e4		5.70	5.44	9.92	11.1	111.3	NO	
20	23 PFUdA	563.0 > 518.9	2.15e4	3.24e4		5.72	5.45	8.31	8.47	84.7	NO	
21	24 PFDS	598.8 > 80	4.14e3	3.24e4		5.76	5.50	1.60	8.56	85.6	NO	
22	25 PFDaA	612.9 > 569.0	2.46e4	2.66e4		5.99	5.74	11.5	9.13	91.3	NO	
23	26 N-MeFOSA	512.1 > 168.9		3.24e4		5.93				82.2	NO	
24	27 PFTTrDA	662.9 > 618.9	2.20e4	2.66e4		6.22	5.99	10.3	8.22	82.2	NO	
25	28 PFTeDA	712.9 > 668.8	2.22e4	2.09e4		6.41	6.21	13.3	9.19	91.9	NO	
26	29 N-EtFOSA	526.1 > 168.9		4.75e4		6.25				NO	NO	
27	30 PFHxDA	813.1 > 768.6		1.59e4		6.69				NO	NO	
28	31 PFODA	913.1 > 868.8		1.59e4		6.90				NO	NO	
29	32 N-MeFOSE	616.1 > 58.9		3.65e4		6.31				NO	NO	
30	33 N-EtFOSE	630.1 > 58.9		2.75e4		6.45				NO	NO	
31	34 13C3-PFBA	216.1 > 171.8	9.48e3	1.25e4	0.829	1.73	1.44	9.45	11.4	91.2	NO	

ⓐ
ⓑ

✓ 1/18 3/8/18
QW
3/10/18

Dataset: F:\Projects\PFAS.PRO\Results\180307M1\180307M1-13.qld

Last Altered: Thursday, March 08, 2018 13:09:24 Pacific Standard Time

Printed: Thursday, March 08, 2018 13:09:36 Pacific Standard Time

Name: 180307M1_17, Date: 07-Mar-2018, Time: 19:04:07, ID: ICV180307M1-1 PFC ICV 18C0601, Description: PFC ICV 18C0601

	# Name	Trace	Area	IS Area	RRF	Pred.RT	RT	y Axis Resp.	Conc.	%Rec	Recovery Out
32	35 13C3-PFPeA	266. > 221.8	2.42e4	3.13e4	0.814	2.70	2.41	9.64	11.8	94.7	NO
33	36 13C3-PFBS	302. > 98.8	2.89e3	3.13e4	0.096	2.98	2.68	1.15	12.0	95.9	NO
34	37 13C2-PFHxA	315 > 269.8	8.28e3	3.13e4	0.697	3.48	3.18	3.31	4.74	94.8	NO
35	38 13C4-PFHpA	367.2 > 321.8	2.20e4	3.13e4	0.683	4.10	3.79	8.78	12.8	102.7	NO
36	39 18O2-PFHxS	403.0 > 102.6	2.12e3	6.80e3	0.387	4.24	3.94	3.89	10.0	80.4	NO
37	40 13C2-6:2 FTS	429.1 > 408.9	6.78e3	2.48e4	0.238	4.56	4.26	3.41	14.4	114.8	NO
38	41 13C2-PFOA	414.9 > 369.7	2.75e4	2.48e4	1.079	4.61	4.32	13.8	12.8	102.4	NO
39	42 13C5-PFNA	468.2 > 422.9	2.77e4	3.40e4	0.853	5.04	4.75	10.2	11.9	95.4	NO
40	43 13C8-PFOA	506.1 > 77.7	5.28e3	3.53e4	0.159	5.09	4.83	1.87	11.7	93.7	NO
41	44 13C8-PFOS	507.0 > 79.9	6.08e3	6.57e3	0.934	5.11	4.84	11.6	12.4	99.0	NO
42	45 13C2-PFDA	515.1 > 469.9	2.85e4	2.77e4	0.898	5.40	5.13	12.8	14.3	114.3	NO
43	46 13C2-8:2 FTS	529.1 > 508.7	5.70e3	3.13e4	0.170	5.38	5.10	2.27	13.4	107.1	NO
44	47 d3-N-MeFOSAA	573.3 > 419	1.30e4	3.53e4	0.372	5.55	5.28	4.59	12.3	98.6	NO
45	48 d5-N-EtFOSAA	589.3 > 419	1.19e4	3.53e4	0.385	5.70	5.44	4.22	11.0	87.7	NO
46	49 13C2-PFUdA	565 > 519.8	3.24e4	3.53e4	0.961	5.72	5.45	11.5	11.9	95.5	NO
47	50 13C2-PFDoA	615.0 > 569.7	2.66e4	3.53e4	0.864	5.99	5.74	9.43	10.9	87.4	NO
48	51 d3-N-MeFOSA	515.2 > 168.9	3.24e4	3.53e4	0.080	5.93	6.00	11.5	144	96.0	NO
49	52 13C2-PFTeDA	714.8 > 669.6	2.09e4	3.53e4	0.692	6.41	6.21	7.39	10.7	85.4	NO
50	53 d5-N-ETFOSA	531.1 > 168.9	4.75e4	3.53e4	0.113	6.25	6.40	16.8	148	98.9	NO
51	54 13C2-PFHxDA	815 > 769.7	1.59e4	3.53e4	1.397	6.69	6.55	5.62	4.02	80.5	NO
52	55 d7-N-MeFOSE	623.1 > 58.9	3.65e4	3.53e4	0.090	6.31	6.50	12.9	144	96.2	NO
53	56 d9-N-EtFOSE	639.2 > 58.8	2.75e4	3.53e4	0.084	6.45	6.65	9.74	116	77.3	NO
54	57 13C4-PFBA	217. > 171.8	1.25e4	1.25e4	1.000	1.73	1.44	12.5	12.5	100.0	NO
55	58 13C5-PFHxA	318 > 272.9	3.13e4	3.13e4	1.000	3.48	3.18	12.5	12.5	100.0	NO
56	59 13C3-PFHxS	401.9 > 79.9	6.80e3	6.80e3	1.000	4.24	3.94	12.5	12.5	100.0	NO
57	60 13C8-PFOA	421.3 > 376	2.48e4	2.48e4	1.000	4.61	4.32	12.5	12.5	100.0	NO
58	61 13C9-PFNA	472.2 > 426.9	3.40e4	3.40e4	1.000	4.70	4.75	12.5	12.5	100.0	NO
59	62 13C4-PFOS	503 > 79.9	6.57e3	6.57e3	1.000	5.11	4.84	12.5	12.5	100.0	NO
60	63 13C6-PFDA	519.1 > 473.7	2.77e4	2.77e4	1.000	5.40	5.13	12.5	12.5	100.0	NO
61	64 13C7-PFUdA	570.1 > 524.8	3.53e4	3.53e4	1.000	5.72	5.45	12.5	12.5	100.0	NO

Dataset: F:\Projects\PFAS.PRO\Results\180307M1\180307M1-13.qld

Last Altered: Thursday, March 08, 2018 13:09:24 Pacific Standard Time

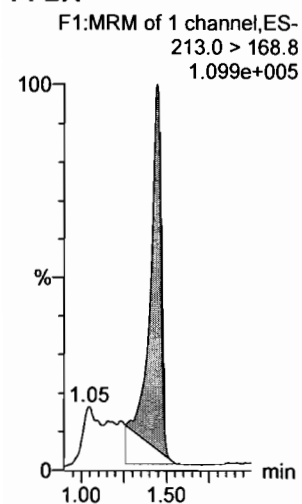
Printed: Thursday, March 08, 2018 13:09:36 Pacific Standard Time

Method: F:\Projects\PFAS.PRO\MethDB\PFAS_FULL_80C_030718.mdb 08 Mar 2018 11:59:09

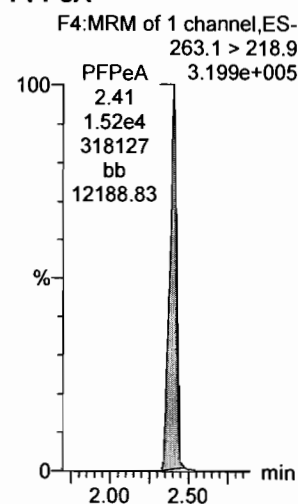
Calibration: F:\Projects\PFAS.PRO\CurveDB\C18_VAL-PFAS_Q4_03-07-18-FULL.cdb 08 Mar 2018 13:04:56

Name: 180307M1_17, Date: 07-Mar-2018, Time: 19:04:07, ID: ICV180307M1-1 PFC ICV 18C0601, Description: PFC ICV 18C0601

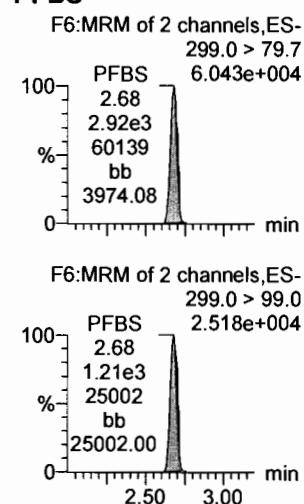
PFBA




PFPeA



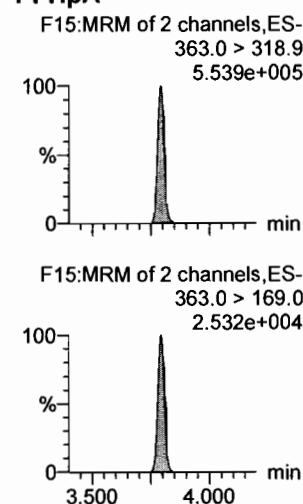
PFBS




PFHxA



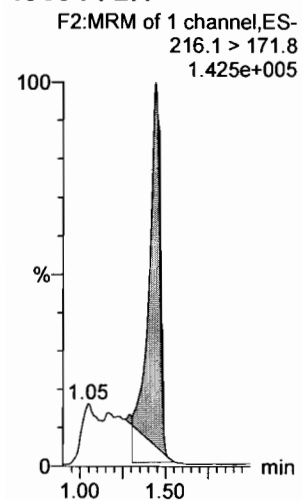
PFHpA



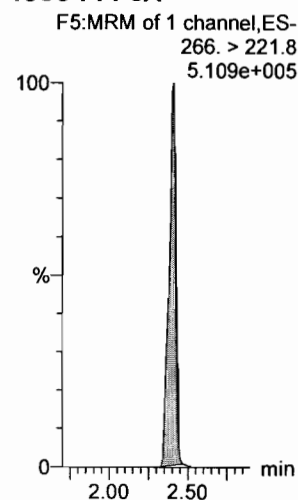
L-PFHxS



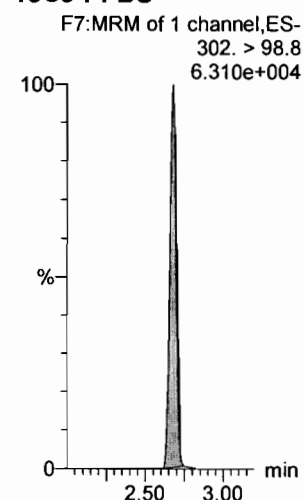
13C3-PFBA



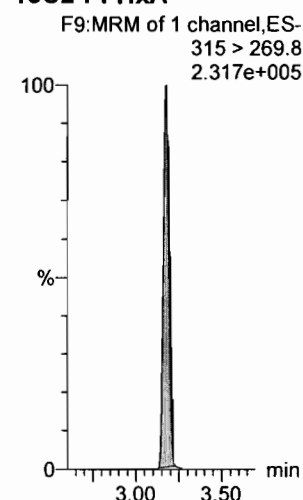
13C3-PFPeA



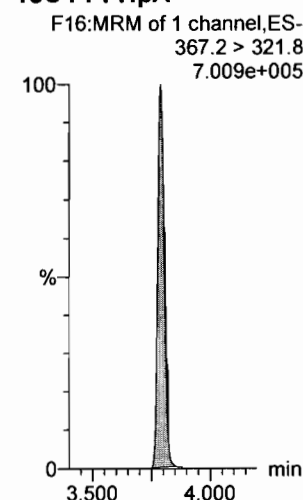
13C3-PFBS



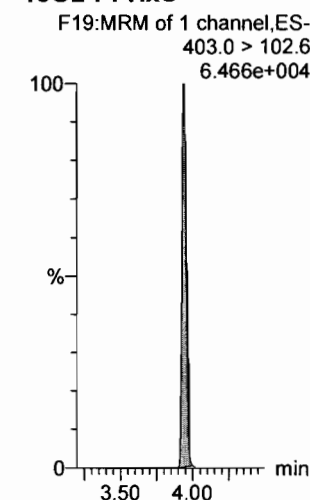
13C2-PFHxA



13C4-PFHpA



18O2-PFHxS



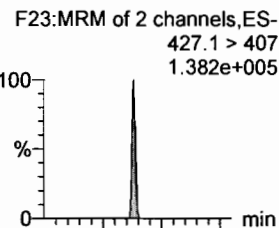
Dataset: F:\Projects\PFAS.PRO\Results\180307M1\180307M1-13.qld

Last Altered: Thursday, March 08, 2018 13:09:24 Pacific Standard Time

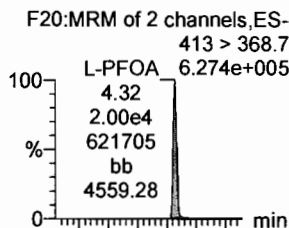
Printed: Thursday, March 08, 2018 13:09:36 Pacific Standard Time

Name: 180307M1_17, Date: 07-Mar-2018, Time: 19:04:07, ID: ICV180307M1-1 PFC ICV 18C0601, Description: PFC ICV 18C0601

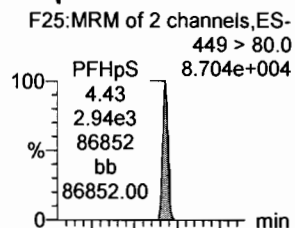
6:2 FTS



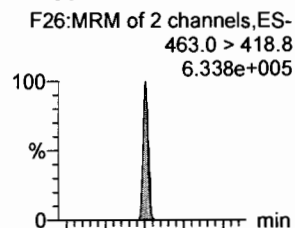
L-PFOA



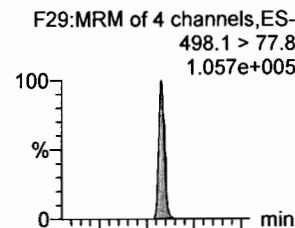
PFHpS



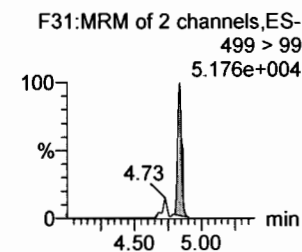
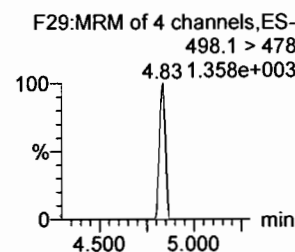
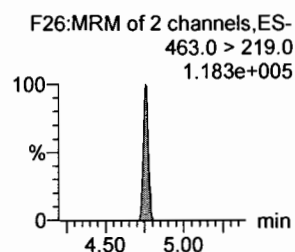
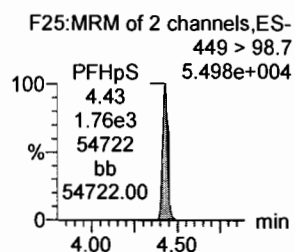
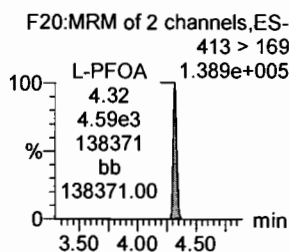
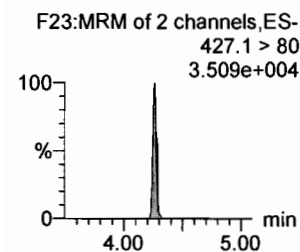
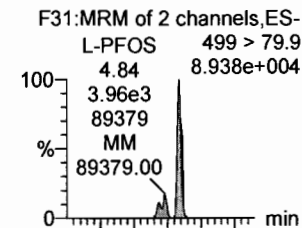
PFNA



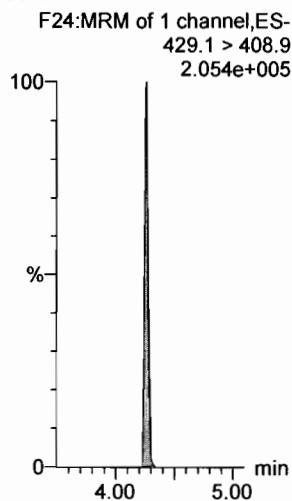
PFOSA



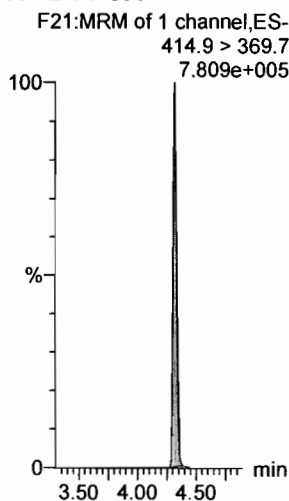
L-PFOS



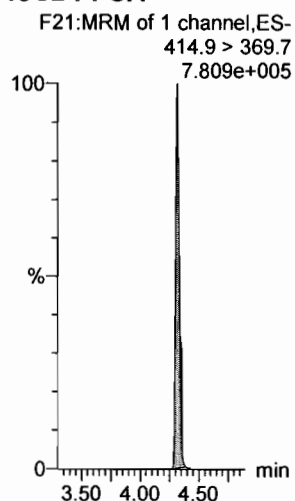
13C2-6:2 FTS



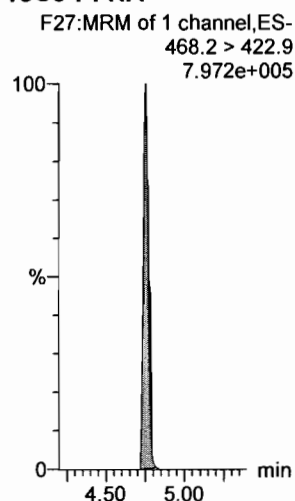
13C2-PFOA



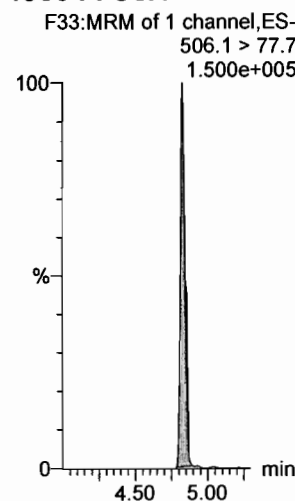
13C2-PFOA



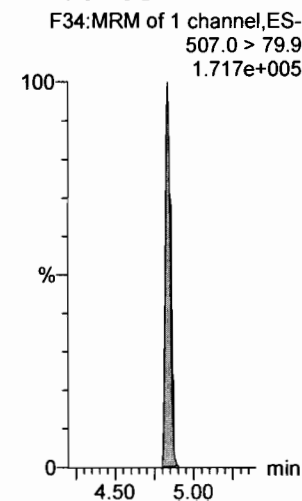
13C5-PFNA



13C8-PFOA



13C8-PFOS



Dataset: F:\Projects\PFAS.PRO\Results\180307M1\180307M1-13.qld


Last Altered: Thursday, March 08, 2018 13:09:24 Pacific Standard Time

Printed: Thursday, March 08, 2018 13:09:36 Pacific Standard Time

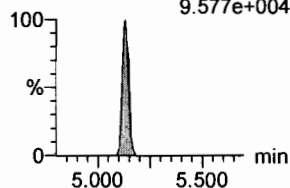
Name: 180307M1_17, Date: 07-Mar-2018, Time: 19:04:07, ID: ICV180307M1-1 PFC ICV 18C0601, Description: PFC ICV 18C0601

PFDA

F36:MRM of 2 channels,ES-
513 > 468.8
5.923e+005

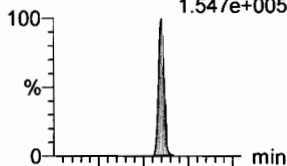


F36:MRM of 2 channels,ES-
513 > 219
9.577e+004

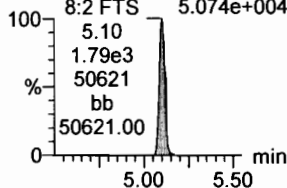


8:2 FTS

F41:MRM of 2 channels,ES-
527 > 506.9
1.547e+005

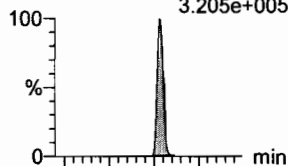


F41:MRM of 2 channels,ES-
527 > 80
5.074e+004

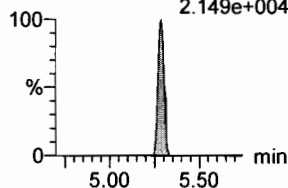


N-MeFOSAA

F47:MRM of 2 channels,ES-
570.1 > 419
3.205e+005

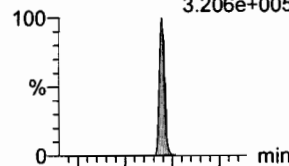


F47:MRM of 2 channels,ES-
570.1 > 483.0
2.149e+004

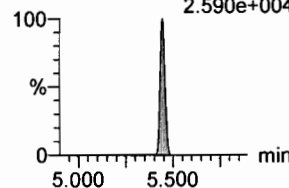


N-EtFOSAA

F50:MRM of 2 channels,ES-
584.2 > 419
3.206e+005

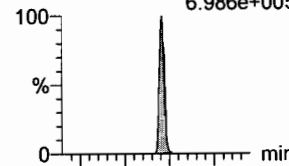


F50:MRM of 2 channels,ES-
584.2 > 483.0
2.590e+004

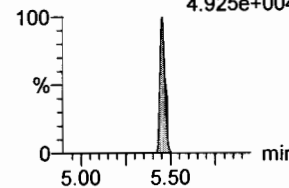


PFUdA

F45:MRM of 2 channels,ES-
563.0 > 518.9
6.986e+005

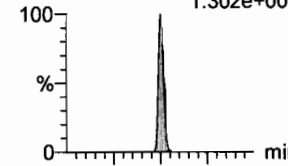


F45:MRM of 2 channels,ES-
563.0 > 269
4.925e+004

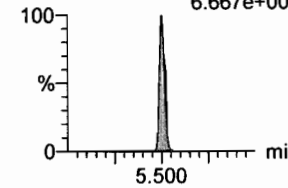


PFDS

F52:MRM of 2 channels,ES-
598.8 > 80
1.302e+005

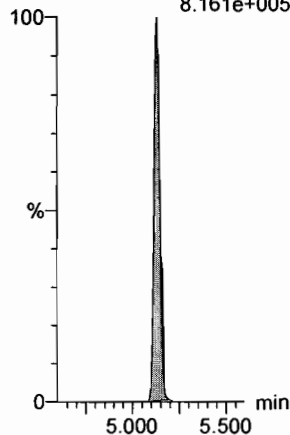


F52:MRM of 2 channels,ES-
598.8 > 98.7
6.667e+004



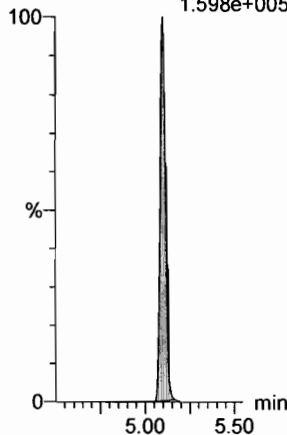
13C2-PFDA

F37:MRM of 1 channel,ES-
515.1 > 469.9
8.161e+005



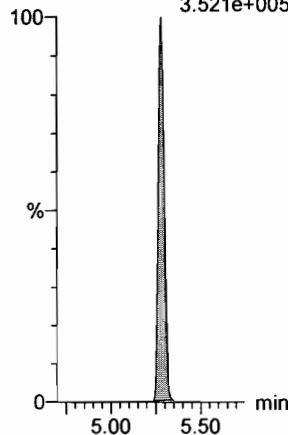
13C2-8:2 FTS

F42:MRM of 1 channel,ES-
529.1 > 508.7
1.598e+005



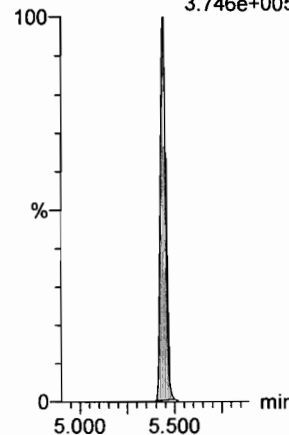
d3-N-MeFOSAA

F49:MRM of 1 channel,ES-
573.3 > 419
3.521e+005



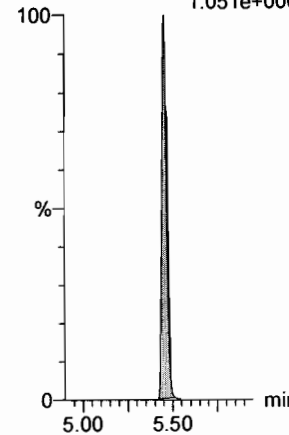
d5-N-EtFOSAA

F51:MRM of 1 channel,ES-
589.3 > 419
3.746e+005



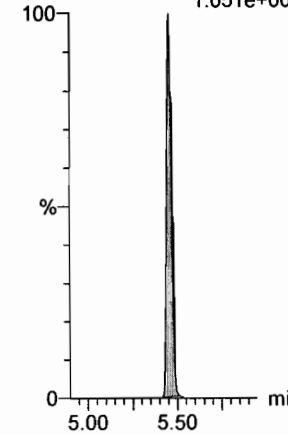
13C2-PFUdA

F46:MRM of 1 channel,ES-
565 > 519.8
1.051e+006



13C2-PFUdA

F46:MRM of 1 channel,ES-
565 > 519.8
1.051e+006

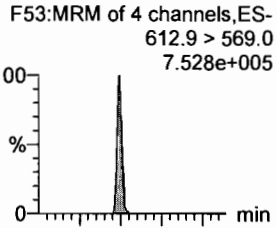


Dataset: F:\Projects\PFAS.PRO\Results\180307M1\180307M1-13.qld

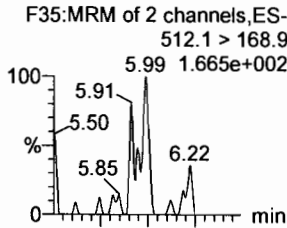
Last Altered: Thursday, March 08, 2018 13:09:24 Pacific Standard Time
Printed: Thursday, March 08, 2018 13:09:36 Pacific Standard Time

Name: 180307M1_17, Date: 07-Mar-2018, Time: 19:04:07, ID: ICV180307M1-1 PFC ICV 18C0601, Description: PFC ICV 18C0601

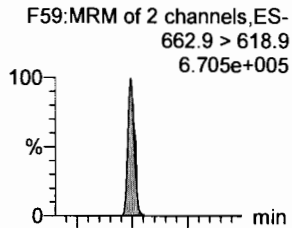
PFDaA



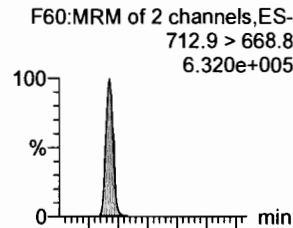
N-MeFOSA



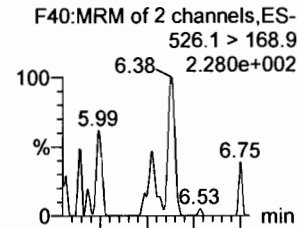
PFTrDA



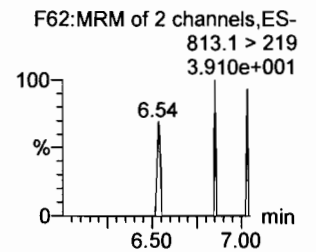
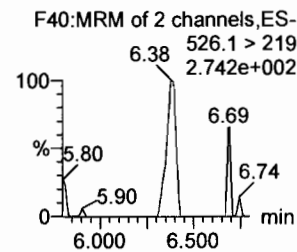
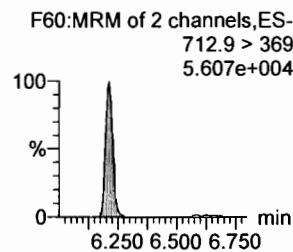
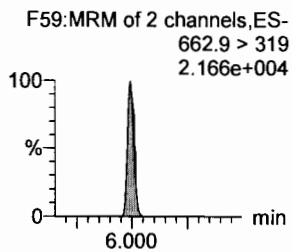
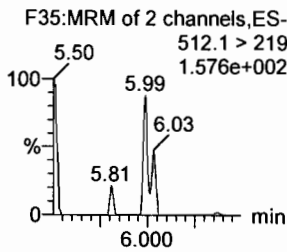
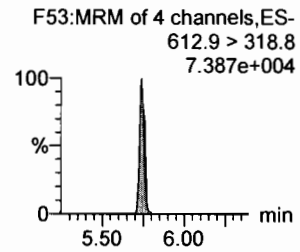
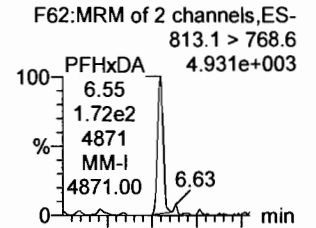
PFTeDA



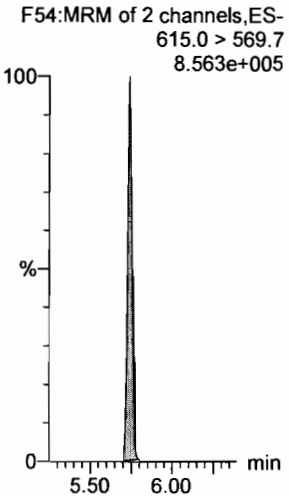
N-EtFOSA



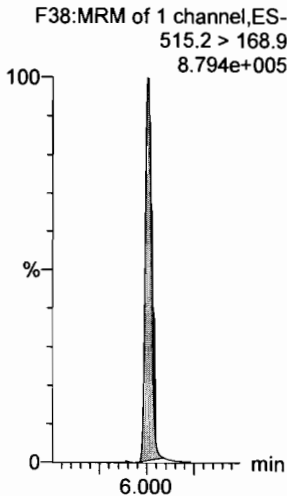
PFHxDA



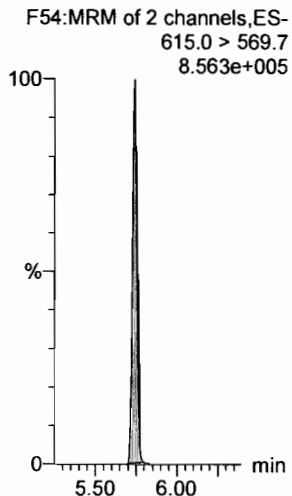
13C2-PFDaA



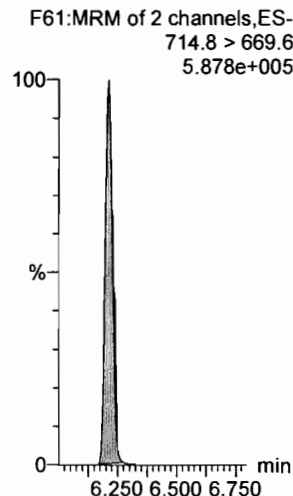
d3-N-MeFOSA



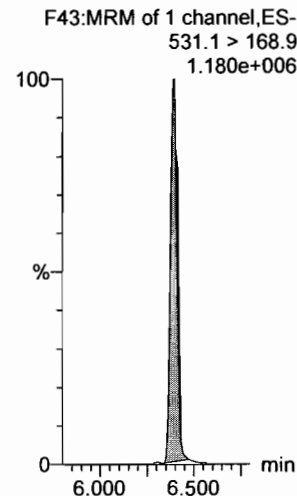
13C2-PFDaA



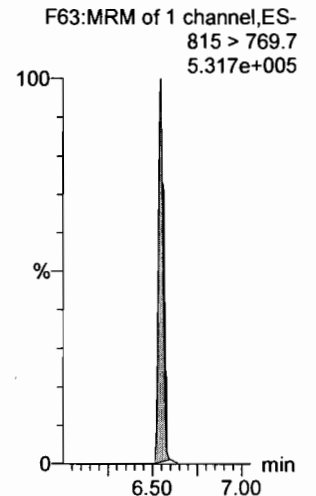
13C2-PFTeDA



d5-N-ETFOSA



13C2-PFHxDA



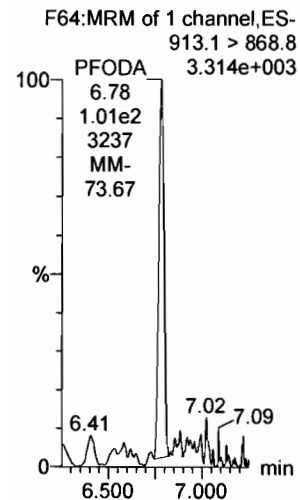
Dataset: F:\Projects\PFAS.PRO\Results\180307M1\180307M1-13.qld

Last Altered: Thursday, March 08, 2018 13:09:24 Pacific Standard Time

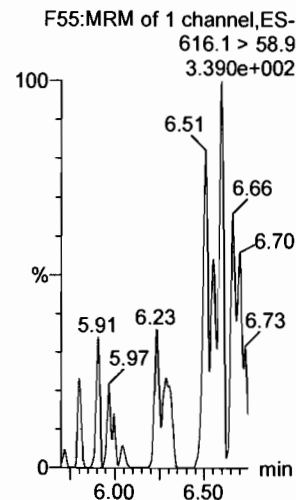
Printed: Thursday, March 08, 2018 13:09:36 Pacific Standard Time

Name: 180307M1_17, Date: 07-Mar-2018, Time: 19:04:07, ID: ICV180307M1-1 PFC ICV 18C0601, Description: PFC ICV 18C0601

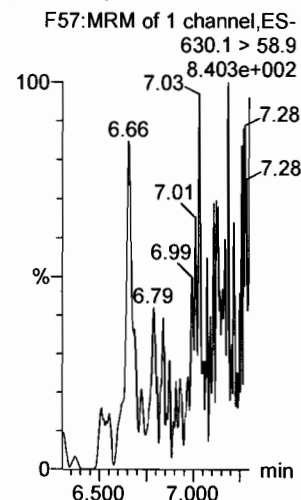
PFODA



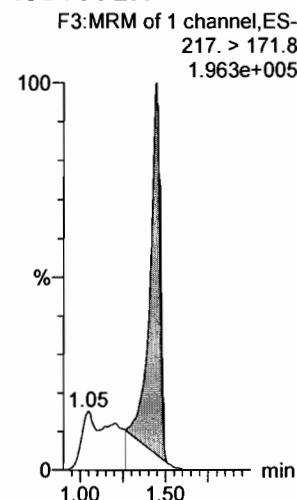
N-MeFOSE



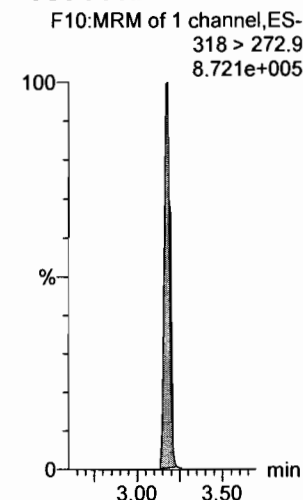
N-EtFOSE



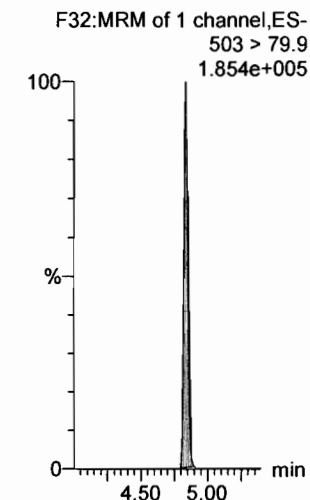
13C4-PFBA



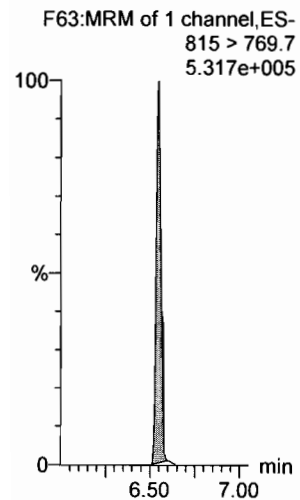
13C5-PFHxA



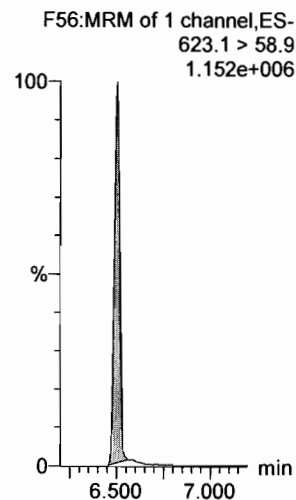
13C4-PFOS



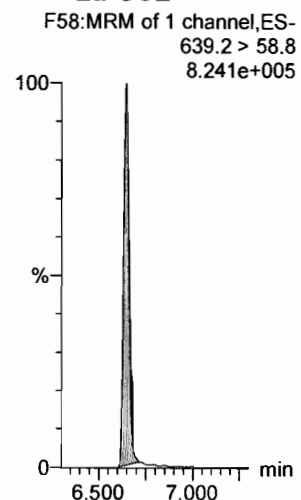
13C2-PFHxDA



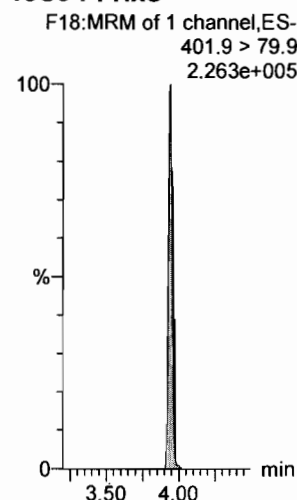
d7-N-MeFOSE



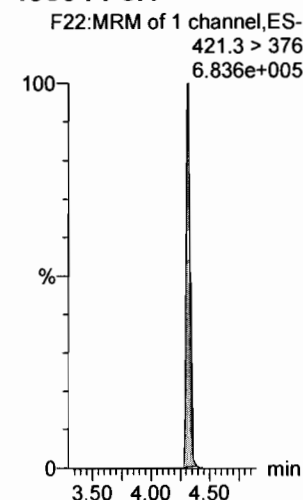
d9-N-EtFOSE



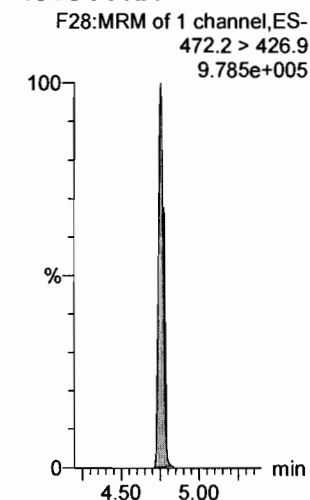
13C3-PFHxS



13C8-PFOA



13C9-PFNA



Dataset: F:\Projects\PFAS.PRO\Results\180307M1\180307M1-13.qld

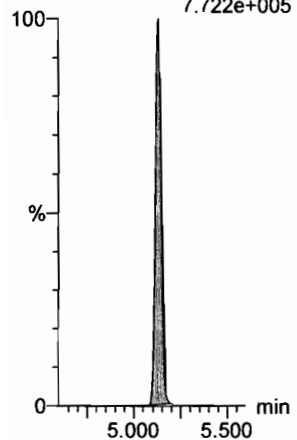
Last Altered: Thursday, March 08, 2018 13:09:24 Pacific Standard Time

Printed: Thursday, March 08, 2018 13:09:36 Pacific Standard Time

Name: 180307M1_17, Date: 07-Mar-2018, Time: 19:04:07, ID: ICV180307M1-1 PFC ICV 18C0601, Description: PFC ICV 18C0601

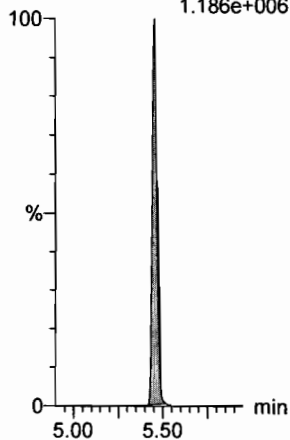
13C6-PFDA

F39:MRM of 1 channel,ES-
519.1 > 473.7
7.722e+005



13C7-PFUDa

F48:MRM of 1 channel,ES-
570.1 > 524.8
1.186e+006



Dataset: Untitled

Last Altered: Thursday, March 08, 2018 12:24:54 Pacific Standard Time

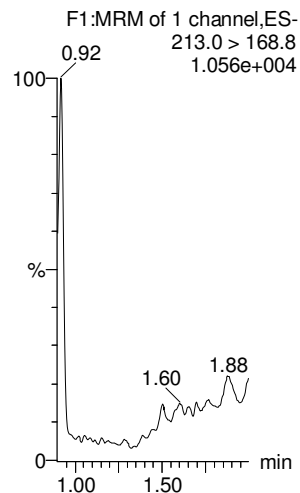
Printed: Thursday, March 08, 2018 12:25:10 Pacific Standard Time

Method: F:\Projects\PFAS.PRO\MethDB\PFAS_FULL_80C_030718.mdb 08 Mar 2018 11:59:09

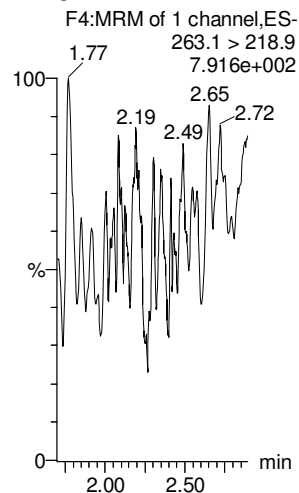
Calibration: F:\Projects\PFAS.PRO\CurveDB\C18_VAL-PFAS_Q4_03-07-18-FULL.cdb 08 Mar 2018 11:58:32

Name: 180307M1_16, Date: 07-Mar-2018, Time: 18:52:38, ID: IPA, Description: IPA

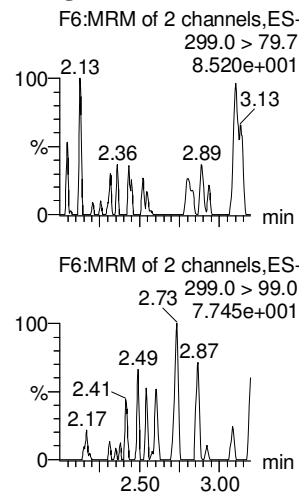
PFBA



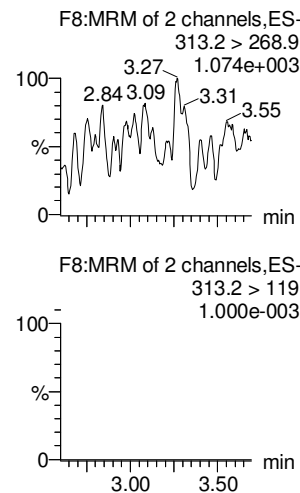
PFPeA



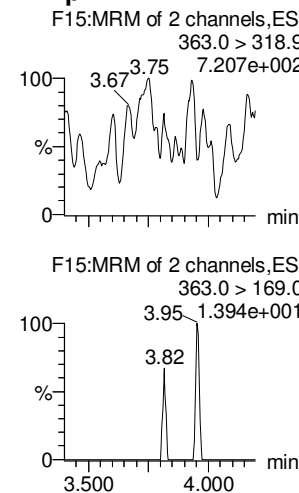
PFBS



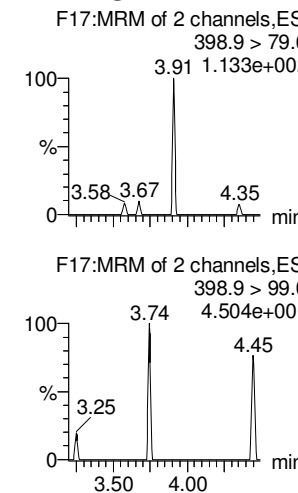
PFHxA



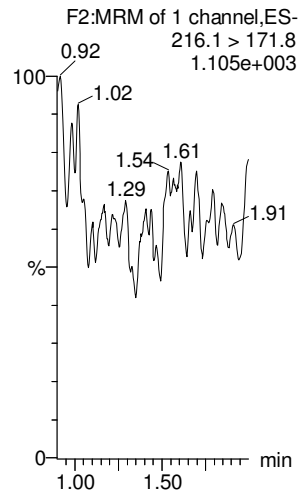
PFHpA



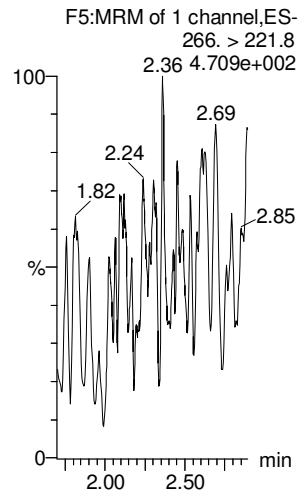
L-PFHxS



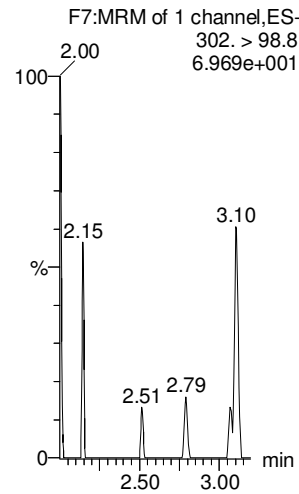
13C3-PFBA



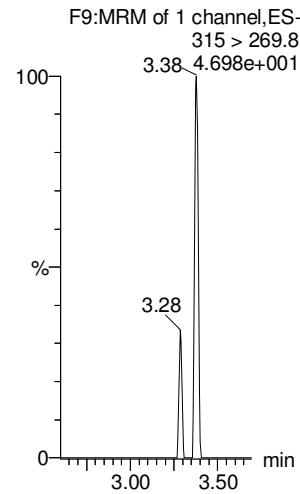
13C3-PFPeA



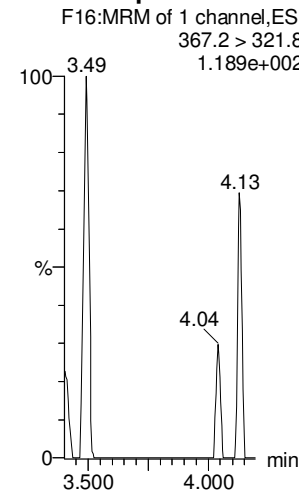
13C3-PFBS



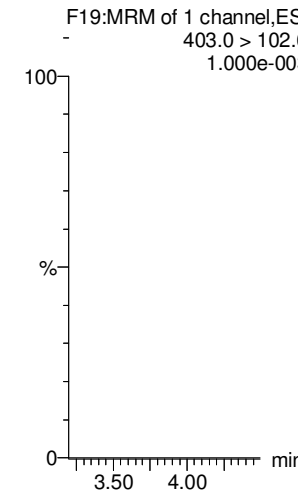
13C2-PFHxA



13C4-PFHpA



18O2-PFHxS



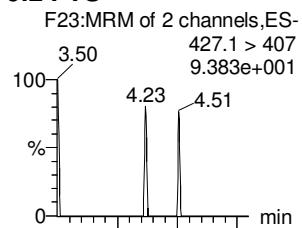
Dataset: Untitled

Last Altered: Thursday, March 08, 2018 12:24:54 Pacific Standard Time

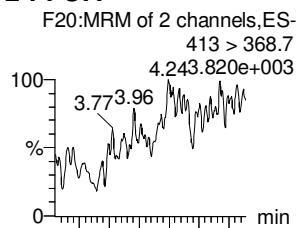
Printed: Thursday, March 08, 2018 12:25:10 Pacific Standard Time

Name: 180307M1_16, Date: 07-Mar-2018, Time: 18:52:38, ID: IPA, Description: IPA

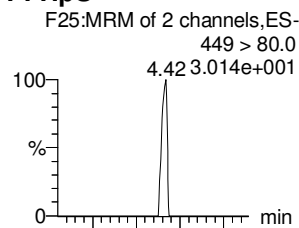
6:2 FTS



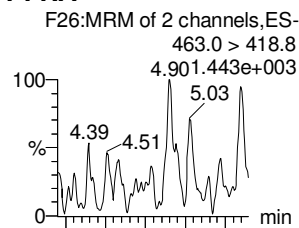
L-PFOA



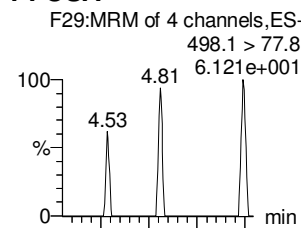
PFHpS



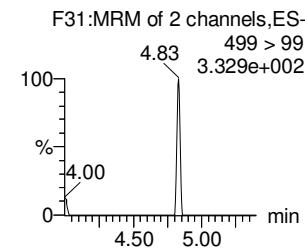
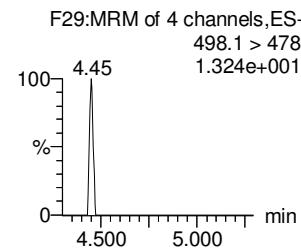
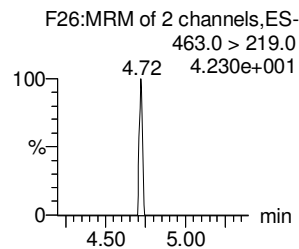
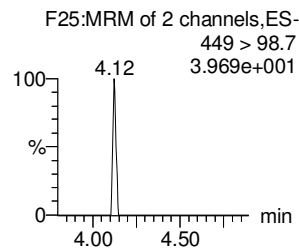
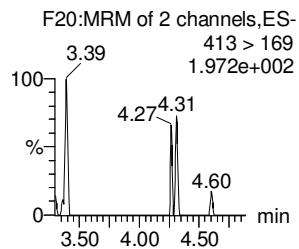
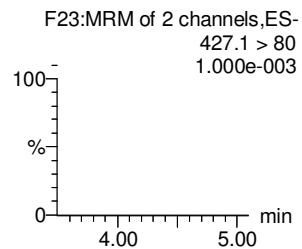
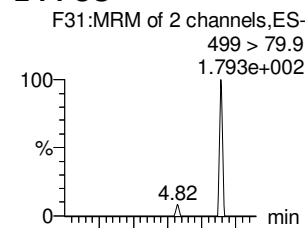
PFNA



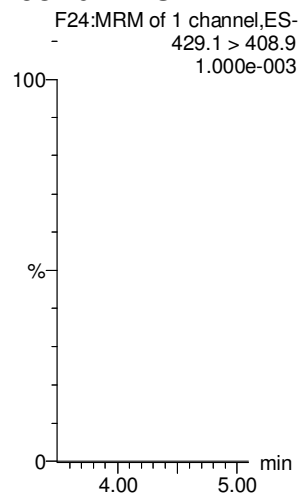
PFOSA



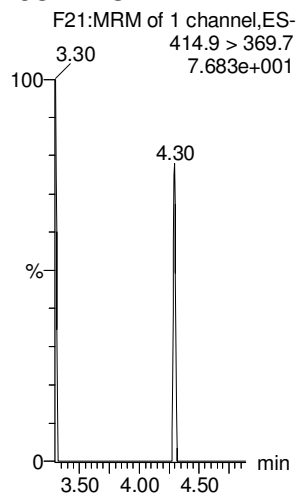
L-PFOS



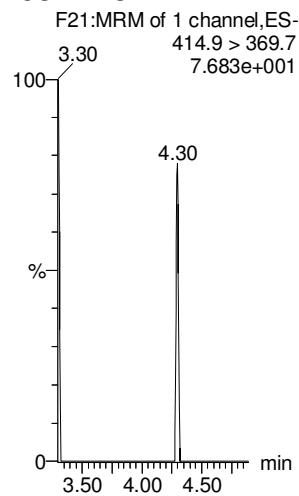
13C2-6:2 FTS



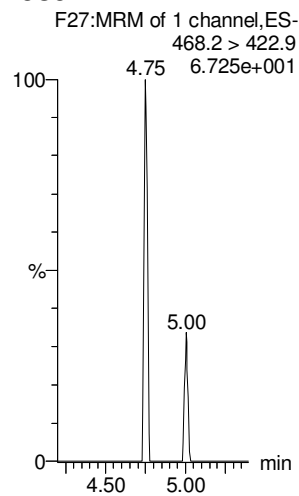
13C2-PFOA



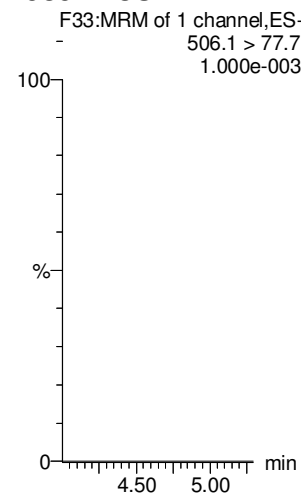
13C2-PFOA



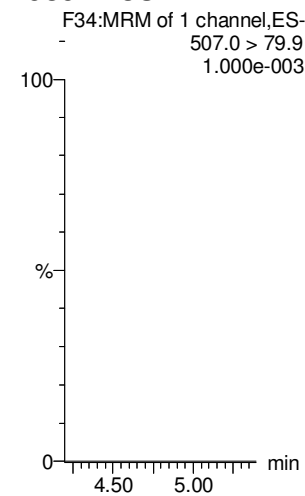
13C5-PFNA



13C8-PFOA



13C8-PFOS



Dataset: Untitled

Last Altered: Thursday, March 08, 2018 12:24:54 Pacific Standard Time

Printed: Thursday, March 08, 2018 12:25:10 Pacific Standard Time

Name: 180307M1_16, Date: 07-Mar-2018, Time: 18:52:38, ID: IPA, Description: IPA

PFDA

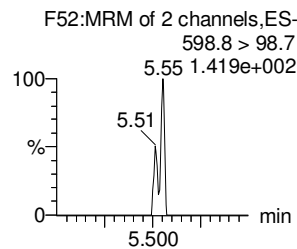
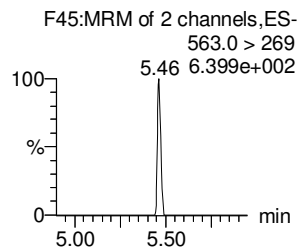
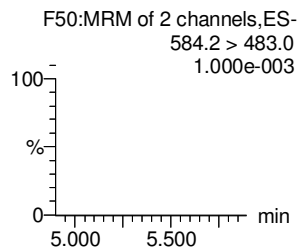
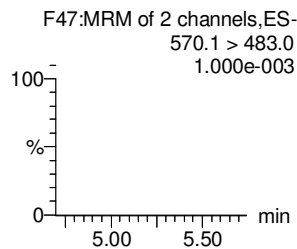
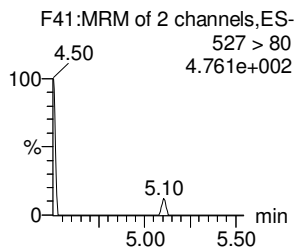
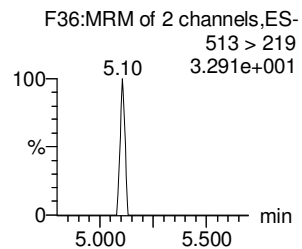
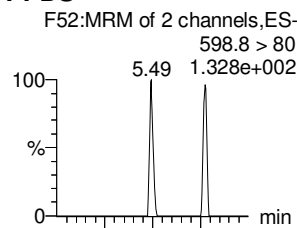
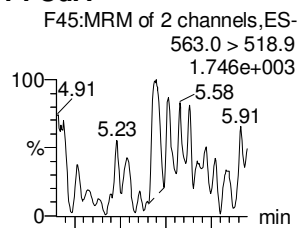
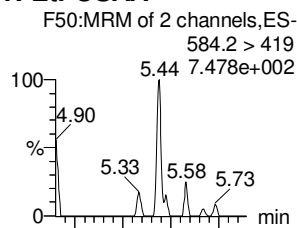
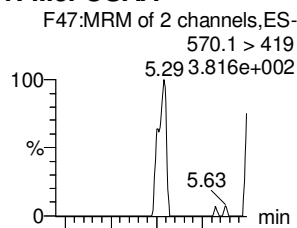
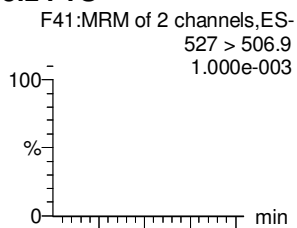
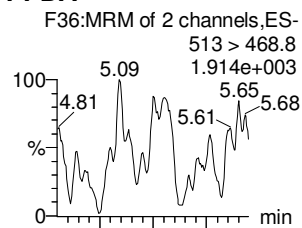
8:2 FTS

N-MeFOSAA

N-EtFOSAA

PFUdA

PFDS



13C2-PFDA

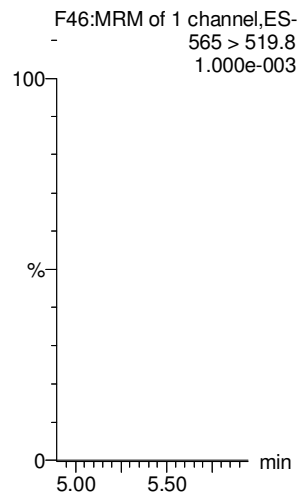
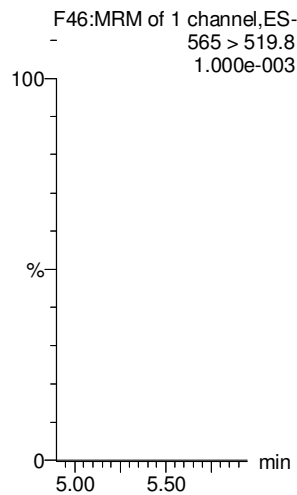
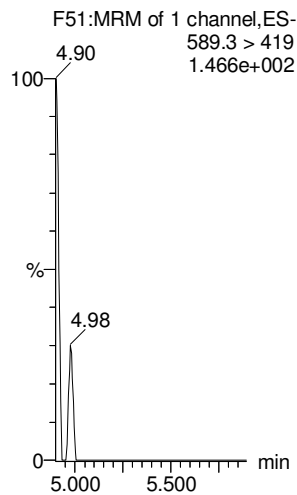
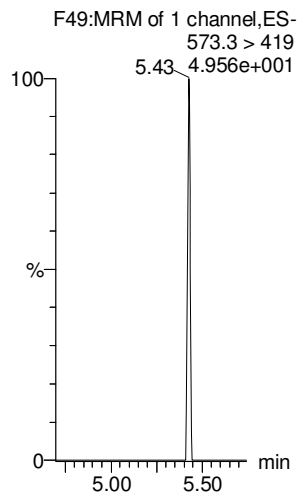
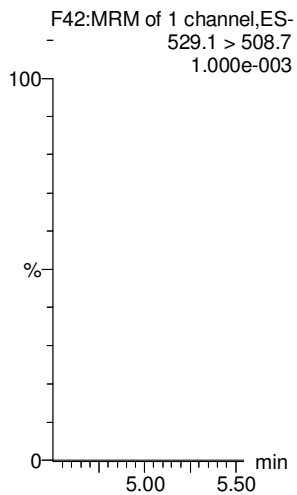
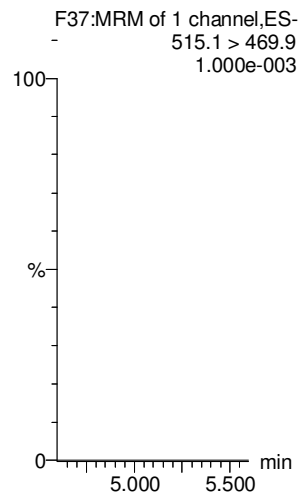
13C2-8:2 FTS

d3-N-MeFOSAA

d5-N-EtFOSAA

13C2-PFUdA

13C2-PFUdA



Dataset: Untitled

Last Altered: Thursday, March 08, 2018 12:24:54 Pacific Standard Time

Printed: Thursday, March 08, 2018 12:25:10 Pacific Standard Time

Name: 180307M1_16, Date: 07-Mar-2018, Time: 18:52:38, ID: IPA, Description: IPA

PFDaA

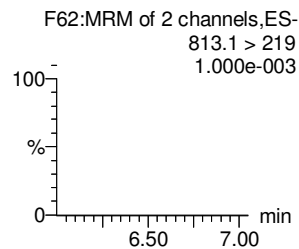
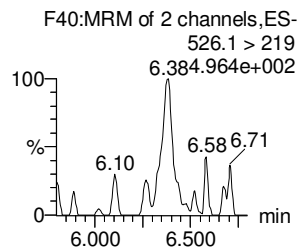
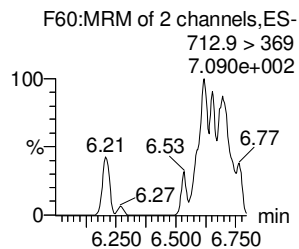
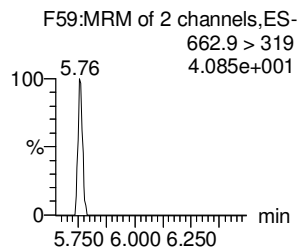
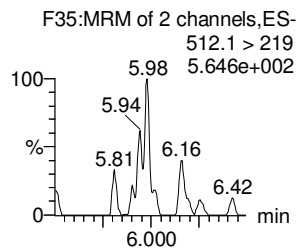
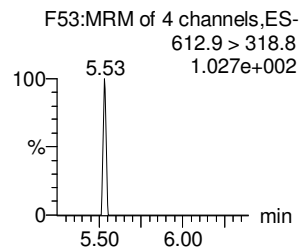
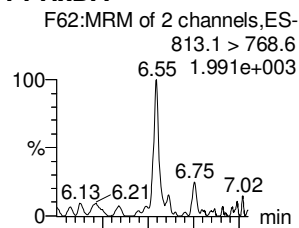
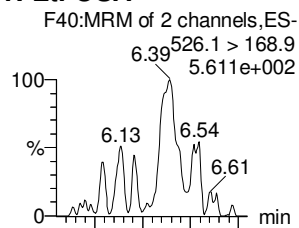
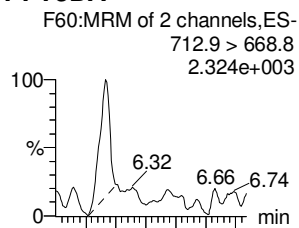
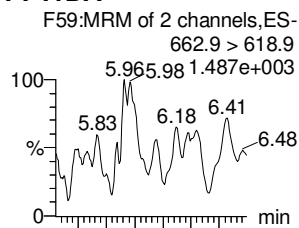
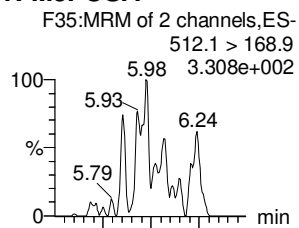
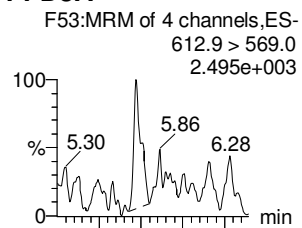
N-MeFOSA

PFTrDA

PFTeDA

N-EtFOSA

PFHxDA



13C2-PFDaA

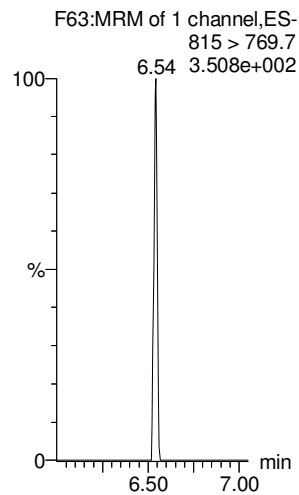
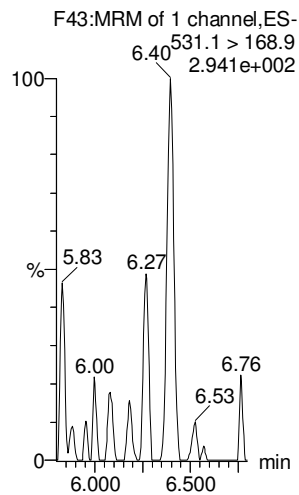
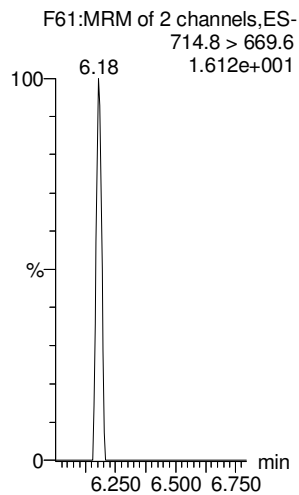
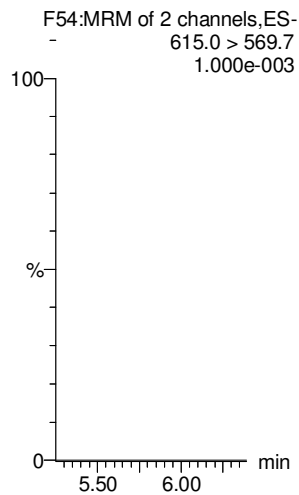
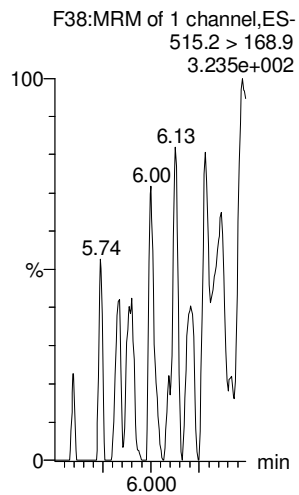
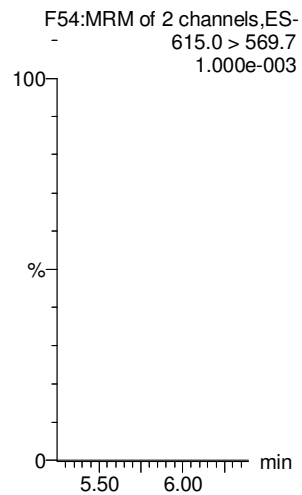
d3-N-MeFOSA

13C2-PFDaA

13C2-PFTeDA

d5-N-ETFOSA

13C2-PFHxDA



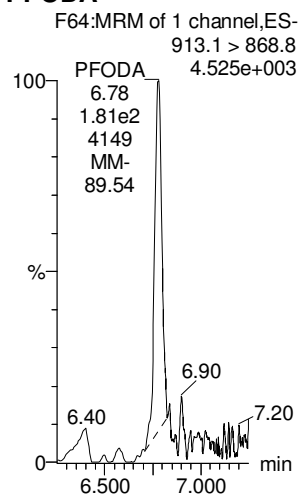
Dataset: Untitled

Last Altered: Thursday, March 08, 2018 12:24:54 Pacific Standard Time

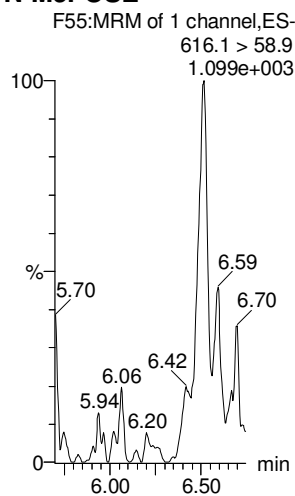
Printed: Thursday, March 08, 2018 12:25:10 Pacific Standard Time

Name: 180307M1_16, Date: 07-Mar-2018, Time: 18:52:38, ID: IPA, Description: IPA

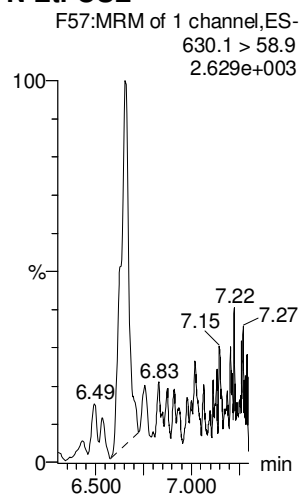
PFODA



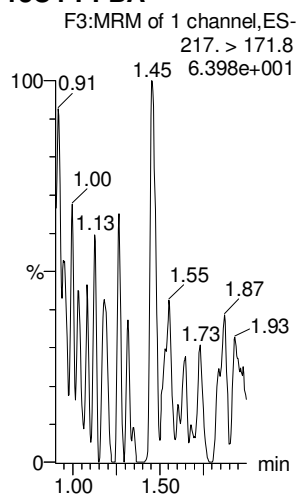
N-MeFOSE



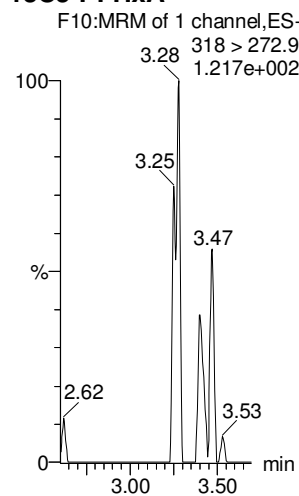
N-EtFOSE



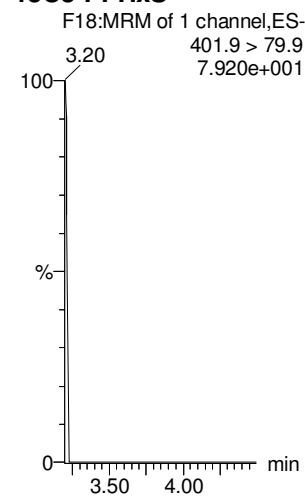
13C4-PFBA



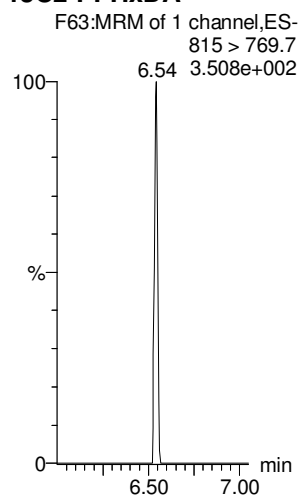
13C5-PFHxA



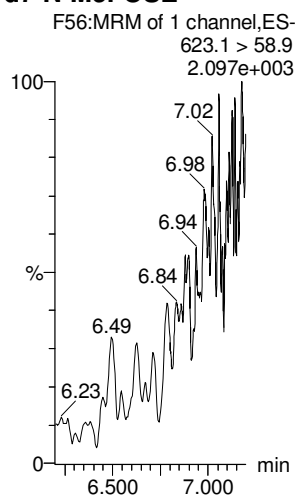
13C3-PFHxS



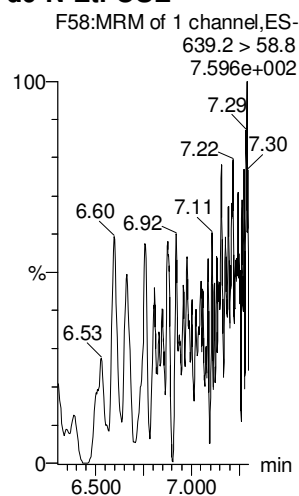
13C2-PFHxDA



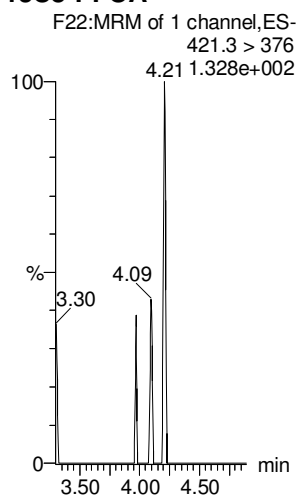
d7-N-MeFOSE



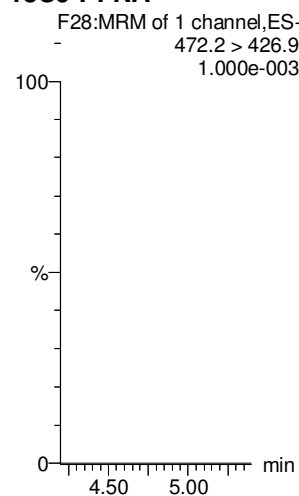
d9-N-EtFOSE



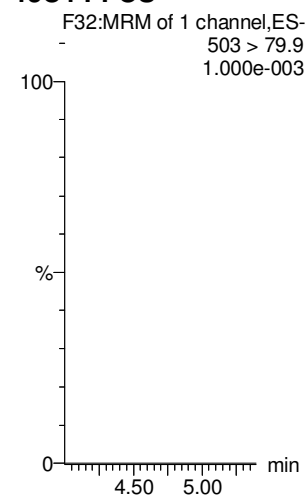
13C8-PFOA



13C9-PFNA



13C4-PFOS



Dataset: Untitled

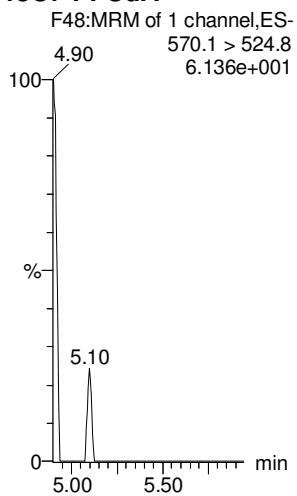
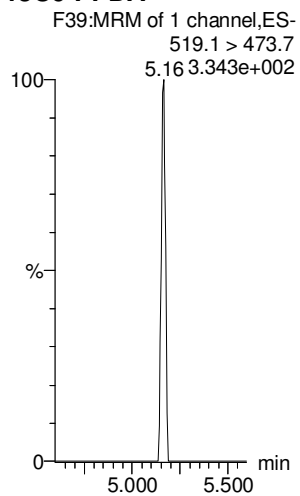
Last Altered: Thursday, March 08, 2018 12:24:54 Pacific Standard Time

Printed: Thursday, March 08, 2018 12:25:10 Pacific Standard Time

Name: 180307M1_16, Date: 07-Mar-2018, Time: 18:52:38, ID: IPA, Description: IPA

13C6-PFDA

13C7-PFUdA



**DATA VALIDATION SUMMARY REPORT
NAS WHIDBEY ISLAND, WASHINGTON**

Client: CH2M HILL, Inc., Corvallis, Oregon
 SDG: 1800346
 Laboratory: Vista Analytical Laboratory, El Dorado Hills, California
 Site: NAS Whidbey Island, Ault Field, CTO-4041, Washington
 Date: May 30, 2018

PFCs			
EDS ID	Client Sample ID	Laboratory Sample ID	Matrix
1	WI-AF-SB-FB01-021418	1800346-01	Water
2	WI-AF-SB-FB01-021318	1800346-02	Water
3	WI-AF-SB615-6768-0218	1800346-03	Soil
3MS	WI-AF-SB615-6768-0218MS	1800346-03MS	Soil
3MSD	WI-AF-SB615-6768-0218MSD	1800346-03MSD	Soil
4	WI-AF-SB615-0001-0218	1800346-04	Soil
5	WI-AF-SB615-0506-0218	1800346-05	Soil

A full data validation was performed on the analytical data for three soil samples and two aqueous field blank samples collected on February 13-14, 2018 by CH2M HILL at the NAS Whidbey Island Ault Field site in Washington. The samples were analyzed under the EPA Method "Determination of Selected Perfluorinated Alkyl Acids in Drinking Water by Solid Phase Extraction and Liquid Chromatography/Tandem Mass Spectrometry (LC/MS/MS)".

Specific method references are as follows:

Analysis

PFCs (Soil)
 PFCs (Water)

Method References

VAL Method PFAS
 USEPA Method 537 Modified

The data have been validated according to the protocols and quality control (QC) requirements of the analytical method, the Final Sampling and Analysis Plan Phase I Site Investigation for Per- and Polyfluoroalkyl Substances in Soil and Groundwater Ault Field, February 2018, and the USEPA National Functional Guidelines for Organic Data Review as follows:

- The USEPA "Contract Laboratories Program National Functional Guidelines for Organic Superfund Methods Data Review," January 2017;
- and the reviewer's professional judgment.

The following data quality indicators were reviewed for this report:

Organics

- Date Completeness, Case Narrative & Custody Documentation
- Holding times
- Liquid Chromatography/Mass Spectrometry (LC/MS) Tuning
- Initial and continuing calibration summaries
- Method blank and field QC blank contamination
- Matrix Spike/Matrix Spike Duplicate (MS/MSD) recoveries
- Laboratory Control Sample/Laboratory Control Sample Duplicate (LCS/LCSD) recoveries
- Internal standard area and retention time summary forms
- Target Compound Identification
- Compound Quantitation
- Field Duplicate sample precision

A full (Level IV) data validation was performed with this review including a recalculation of 10% of the detected results in the samples.

Data Usability Assessment

There were no rejections of data.

Overall the data is acceptable for the intended purposes as qualified for the deficiencies detailed in this report.

Please note that any results qualified (U) due to blank contamination may be then qualified (J) due to another action. Therefore, the results may be qualified (UJ) due to the culmination of the blank contaminations and actions from other exceedances of QC criteria.

Perfluorinated Compounds (PFCs)

Data Completeness, Case Narrative & Custody Documentation

- The case narrative and chain-of-custody documentation were included in the data package as required. All criteria were met.

Holding Times

- All water samples were extracted within 14 days and analyzed within 28 days. All soil samples were extracted within 28 days and analyzed within 30 days.

LC/MS Tuning

- All criteria were met.

Initial Calibration

- All relative standard deviation (%RSD) and/or correlation coefficients criteria were met.

Continuing Calibration

- All percent difference (%D) and RRF criteria were met.

Method Blank

- The method blanks were free of contamination.

Field QC Blank

- Field QC samples were free of contamination.

Blank ID	Compound	Conc. ng/L	Qualifier	Affected Samples
WI-AF-SB-FB01-021318	PFOS	2.08	U	4
WI-AF-EB01-021318	None - ND	-	-	-
WI-AF-EB02-021418	None - ND	-	-	-
WI-AF-SB-FB01-021418	PFOS	2.20	None	All Associated ND

Matrix Spike/Matrix Spike Duplicate (MS/MSD) Recoveries

- The MS/MSD samples exhibited acceptable percent recoveries (%R) and RPD values except for the following.

MS/MSD Sample	Compound	MS %R/MSD %R/RPD	Qualifier
3	PFHxA	OK/134%/OK	None - Sample ND
	PFHpA	OK/131%/OK	None - Sample ND
	PFHxS	OK/132%/OK	None - Sample ND
	PFOA	131%/131%/OK	None - Sample ND
	PFDA	OK/131%/OK	None - Sample ND
	EtFOSAA	143%/136%/OK	None - Sample ND
	PFTeDA	145%/133%/OK	None - Sample ND

Laboratory Control Samples

- The LCS samples exhibited acceptable percent recoveries (%R).

Internal Standard (IS) Area Performance

- All internal standards met response and retention time (RT) criteria except for the following.

EDS Sample ID	Compound	%R	Qualifier
4	13C3-PFBS	43.5%	UJ - Associated Cmpd

Target Compound Identification

- All mass spectra and quantitation criteria were met.

Compound Quantitation

- All criteria were met.

Field Duplicate Sample Precision

- Field duplicate samples were not collected.

Please contact the undersigned at (757) 564-0090 if you have any questions or need further information.

Signed: Nancy Weaver
Nancy Weaver
Senior Chemist

Dated: 6/1/18

Data Qualifier	Definition
U	The analyte was analyzed for, but was not detected above the level of the reported sample quantitation limit.
J	The analyte is an estimated quantity. The associated numerical value is the approximate concentration of the analyte in the sample.
NJ	The analysis has been "tentatively identified" or "presumptively" as present and the associated numerical value is the estimated concentration in the samples.
UJ	The analyte was analyzed for but was not detected. The reported quantitation limit is approximate and may be inaccurate or imprecise.
R	The data are unusable. The sample results are rejected due to serious deficiencies in meeting QC criteria. The analyte may or may not be present in the samples.

Sample ID: W1-AF-SB-FB01-021418

Modified EPA Method 537

Client Data		Laboratory Data	
Name: CH2M Hill	Matrix: Aqueous	Lab Sample: 1800346-01	Column: BEH C18
Project: NASWI Ault Field	Date Collected: 14-Feb-18 17:50	Date Received: 21-Feb-18 09:00	
Location: MW-615			

Analyte	Conc. (ng/L)	DL	LOD	LOQ	Qualifiers	Batch	Extracted	Samp Size	Analyzed	Dilution
PFBS	ND	1.91	5.34	8.54		B8B0147	26-Feb-18	0.117 L	07-Mar-18 23:16	I
PFHxA	ND	2.33	5.34	8.54		B8B0147	26-Feb-18	0.117 L	07-Mar-18 23:16	I
PFHpA	ND	0.631	5.34	8.54		B8B0147	26-Feb-18	0.117 L	07-Mar-18 23:16	I
PFHxS	ND	1.01	5.34	8.54		B8B0147	26-Feb-18	0.117 L	07-Mar-18 23:16	I
PFOA	ND	0.695	5.34	8.54		B8B0147	26-Feb-18	0.117 L	07-Mar-18 23:16	I
PFOS	2.20	0.861	5.34	8.54	J	B8B0147	26-Feb-18	0.117 L	07-Mar-18 23:16	I
PFNA	ND	0.864	5.34	8.54		B8B0147	26-Feb-18	0.117 L	07-Mar-18 23:16	I
PFDA	ND	1.59	5.34	8.54		B8B0147	26-Feb-18	0.117 L	07-Mar-18 23:16	I
MeFOSAA	ND	1.76	5.34	8.54		B8B0147	26-Feb-18	0.117 L	07-Mar-18 23:16	I
PFUnA	ND	1.12	5.34	8.54		B8B0147	26-Feb-18	0.117 L	07-Mar-18 23:16	I
EtFOSAA	ND	1.46	5.34	8.54		B8B0147	26-Feb-18	0.117 L	07-Mar-18 23:16	I
PFDoA	ND	0.845	5.34	8.54		B8B0147	26-Feb-18	0.117 L	07-Mar-18 23:16	I
PFTrDA	ND	0.527	5.34	8.54		B8B0147	26-Feb-18	0.117 L	07-Mar-18 23:16	I
PFTeDA	ND	0.806	5.34	8.54		B8B0147	26-Feb-18	0.117 L	07-Mar-18 23:16	I

Labeled Standards	Type	% Recovery	Limits	Qualifiers	Batch	Extracted	Samp Size	Analyzed	Dilution
13C3-PFBS	IS	112	50 - 150		B8B0147	26-Feb-18	0.117 L	07-Mar-18 23:16	I
13C2-PFHxA	IS	101	50 - 150		B8B0147	26-Feb-18	0.117 L	07-Mar-18 23:16	I
13C4-PFHpA	IS	102	50 - 150		B8B0147	26-Feb-18	0.117 L	07-Mar-18 23:16	I
18O2-PFHxS	IS	106	50 - 150		B8B0147	26-Feb-18	0.117 L	07-Mar-18 23:16	I
13C2-PFOA	IS	91.1	50 - 150		B8B0147	26-Feb-18	0.117 L	07-Mar-18 23:16	I
13C8-PFOS	IS	104	50 - 150		B8B0147	26-Feb-18	0.117 L	07-Mar-18 23:16	I
13C5-PFNA	IS	90.8	50 - 150		B8B0147	26-Feb-18	0.117 L	07-Mar-18 23:16	I
13C2-PFDA	IS	76.2	50 - 150		B8B0147	26-Feb-18	0.117 L	07-Mar-18 23:16	I
d3-MeFOSAA	IS	79.0	50 - 150		B8B0147	26-Feb-18	0.117 L	07-Mar-18 23:16	I
13C2-PFUnA	IS	79.7	50 - 150		B8B0147	26-Feb-18	0.117 L	07-Mar-18 23:16	I
d5-EtFOSAA	IS	82.0	50 - 150		B8B0147	26-Feb-18	0.117 L	07-Mar-18 23:16	I
13C2-PFDoA	IS	85.7	50 - 150		B8B0147	26-Feb-18	0.117 L	07-Mar-18 23:16	I
13C2-PFTeDA	IS	67.1	50 - 150		B8B0147	26-Feb-18	0.117 L	07-Mar-18 23:16	I

DL - Detection Limit
 LOD - Limit of Detection
 LOQ - Limit of quantitation
 LCL-UCL- Lower control limit - upper control limit
 Results reported to the DL.
 When reported, PFHxS, PFOA and PFOS include both linear and branched isomers.
 Only the linear isomer is reported for all other analytes

new 5/30/18

Sample ID: WI-AF-SB-FB01-021318

Modified EPA Method 537

Client Data		Laboratory Data	
Name: CH2M Hill	Matrix: Aqueous	Lab Sample: 1800346-02	Column: BEH C18
Project: NASWI Ault Field	Date Collected: 13-Feb-18 15:30	Date Received: 21-Feb-18 09:00	
Location: MW-615			

Analyte	Conc. (ng/L)	DL	LOD	LOQ	Qualifiers	Batch	Extracted	Samp Size	Analyzed	Dilution
PFBS	ND	1.98	5.53	8.84		B8B0147	26-Feb-18	0.113 L	07-Mar-18 23:28	I
PFHxA	ND	2.41	5.53	8.84		B8B0147	26-Feb-18	0.113 L	07-Mar-18 23:28	I
PFHpA	ND	0.653	5.53	8.84		B8B0147	26-Feb-18	0.113 L	07-Mar-18 23:28	I
PFHxS	ND	1.05	5.53	8.84		B8B0147	26-Feb-18	0.113 L	07-Mar-18 23:28	I
PFOA	ND	0.719	5.53	8.84		B8B0147	26-Feb-18	0.113 L	07-Mar-18 23:28	I
PFOS	2.08	0.891	5.53	8.84	J	B8B0147	26-Feb-18	0.113 L	07-Mar-18 23:28	I
PFNA	ND	0.895	5.53	8.84		B8B0147	26-Feb-18	0.113 L	07-Mar-18 23:28	I
PFDA	ND	1.65	5.53	8.84		B8B0147	26-Feb-18	0.113 L	07-Mar-18 23:28	I
MeFOSAA	ND	1.82	5.53	8.84		B8B0147	26-Feb-18	0.113 L	07-Mar-18 23:28	I
PFUnA	ND	1.16	5.53	8.84		B8B0147	26-Feb-18	0.113 L	07-Mar-18 23:28	I
EtFOSAA	ND	1.51	5.53	8.84		B8B0147	26-Feb-18	0.113 L	07-Mar-18 23:28	I
PFDoA	ND	0.875	5.53	8.84		B8B0147	26-Feb-18	0.113 L	07-Mar-18 23:28	I
PFTtDA	ND	0.546	5.53	8.84		B8B0147	26-Feb-18	0.113 L	07-Mar-18 23:28	I
PFTeDA	ND	0.834	5.53	8.84		B8B0147	26-Feb-18	0.113 L	07-Mar-18 23:28	I

Labeled Standards	Type	% Recovery	Limits	Qualifiers	Batch	Extracted	Samp Size	Analyzed	Dilution
13C3-PFBS	IS	112	50 - 150		B8B0147	26-Feb-18	0.113 L	07-Mar-18 23:28	I
13C2-PFHxA	IS	92.8	50 - 150		B8B0147	26-Feb-18	0.113 L	07-Mar-18 23:28	I
13C4-PFHpA	IS	94.0	50 - 150		B8B0147	26-Feb-18	0.113 L	07-Mar-18 23:28	I
1802-PFHxS	IS	92.8	50 - 150		B8B0147	26-Feb-18	0.113 L	07-Mar-18 23:28	I
13C2-PFOA	IS	86.3	50 - 150		B8B0147	26-Feb-18	0.113 L	07-Mar-18 23:28	I
13C8-PFOS	IS	87.1	50 - 150		B8B0147	26-Feb-18	0.113 L	07-Mar-18 23:28	I
13C5-PFNA	IS	90.6	50 - 150		B8B0147	26-Feb-18	0.113 L	07-Mar-18 23:28	I
13C2-PFDA	IS	80.6	50 - 150		B8B0147	26-Feb-18	0.113 L	07-Mar-18 23:28	I
d3-MeFOSAA	IS	67.7	50 - 150		B8B0147	26-Feb-18	0.113 L	07-Mar-18 23:28	I
13C2-PFUnA	IS	60.0	50 - 150		B8B0147	26-Feb-18	0.113 L	07-Mar-18 23:28	I
d5-EtFOSAA	IS	64.5	50 - 150		B8B0147	26-Feb-18	0.113 L	07-Mar-18 23:28	I
13C2-PFDoA	IS	72.7	50 - 150		B8B0147	26-Feb-18	0.113 L	07-Mar-18 23:28	I
13C2-PFTeDA	IS	70.1	50 - 150		B8B0147	26-Feb-18	0.113 L	07-Mar-18 23:28	I

DL - Detection Limit
 LOD - Limit of Detection
 LOQ - Limit of quantitation
 LCL-UCL- Lower control limit - upper control limit
 Results reported to the DL
 When reported, PFHxS, PFOA and PFOS include both linear and branched isomers
 Only the linear isomer is reported for all other analytes

mw 5/3=1.8

Sample ID: WI-AF-SB615-6768-0218

VAL - PFAS

Client Data		Laboratory Data		Matrix:		Soil		Date Collected:		Date Received:		Column:	
Name:	CH2M Hill	Lab Sample:	1800346-03	Matrix:	Soil	Batch	Extracted	Samp Size	Analyzed	Dilution	Column:	BEH C18	
Project:	NASWI Ault Field	Date Received:	21-Feb-18 09:00	Date Collected:	14-Feb-18 11:30	Batch	Extracted	Samp Size	Analyzed	Dilution			
Location:	MW-615	% Solids:	87.1			Batch	Extracted	Samp Size	Analyzed	Dilution			
Analyte	Conc. (ng/g)	DL	LOD	LOQ	Qualifiers	Batch	Extracted	Samp Size	Analyzed	Dilution			
PFBS	ND	0.386	1.06	2.13		B8B0151	27-Feb-18	1.08 g	08-Mar-18 05:35	1			
PFHxA	ND	0.216	1.06	2.13		B8B0151	27-Feb-18	1.08 g	08-Mar-18 05:35	1			
PFHpA	ND	0.218	1.06	2.13		B8B0151	27-Feb-18	1.08 g	08-Mar-18 05:35	1			
PFHxS	ND	0.330	1.06	2.13		B8B0151	27-Feb-18	1.08 g	08-Mar-18 05:35	1			
PFOA	ND	0.251	1.06	2.13		B8B0151	27-Feb-18	1.08 g	08-Mar-18 05:35	1			
PFOS	ND	0.899	1.06	2.13		B8B0151	27-Feb-18	1.08 g	08-Mar-18 05:35	1			
PFNA	ND	0.189	1.06	2.13		B8B0151	27-Feb-18	1.08 g	08-Mar-18 05:35	1			
PFDA	ND	0.272	1.06	2.13		B8B0151	27-Feb-18	1.08 g	08-Mar-18 05:35	1			
MeFOSAA	ND	0.321	1.06	2.13		B8B0151	27-Feb-18	1.08 g	08-Mar-18 05:35	1			
PFUnA	ND	0.376	1.06	2.13		B8B0151	27-Feb-18	1.08 g	08-Mar-18 05:35	1			
EtFOSAA	ND	0.341	1.06	2.13		B8B0151	27-Feb-18	1.08 g	08-Mar-18 05:35	1			
PFDoA	ND	0.293	1.06	2.13		B8B0151	27-Feb-18	1.08 g	08-Mar-18 05:35	1			
PFTtDA	ND	0.130	1.06	2.13		B8B0151	27-Feb-18	1.08 g	08-Mar-18 05:35	1			
PFTeDA	ND	0.211	1.06	2.13		B8B0151	27-Feb-18	1.08 g	08-Mar-18 05:35	1			
Labeled Standards	Type	% Recovery	Limits	Qualifiers	Batch	Extracted	Samp Size	Analyzed	Dilution				
13C3-PFBS	IS	98.9	50 - 150		B8B0151	27-Feb-18	1.08 g	08-Mar-18 05:35	1				
13C2-PFHxA	IS	80.7	50 - 150		B8B0151	27-Feb-18	1.08 g	08-Mar-18 05:35	1				
13C4-PFHpA	IS	85.8	50 - 150		B8B0151	27-Feb-18	1.08 g	08-Mar-18 05:35	1				
18O2-PFHxS	IS	92.4	50 - 150		B8B0151	27-Feb-18	1.08 g	08-Mar-18 05:35	1				
13C2-PFOA	IS	78.5	50 - 150		B8B0151	27-Feb-18	1.08 g	08-Mar-18 05:35	1				
13C8-PFOS	IS	88.9	50 - 150		B8B0151	27-Feb-18	1.08 g	08-Mar-18 05:35	1				
13C5-PFNA	IS	95.8	50 - 150		B8B0151	27-Feb-18	1.08 g	08-Mar-18 05:35	1				
13C2-PFDA	IS	79.6	50 - 150		B8B0151	27-Feb-18	1.08 g	08-Mar-18 05:35	1				
d3-MeFOSAA	IS	72.7	50 - 150		B8B0151	27-Feb-18	1.08 g	08-Mar-18 05:35	1				
13C2-PFUnA	IS	71.3	50 - 150		B8B0151	27-Feb-18	1.08 g	08-Mar-18 05:35	1				
d5-EtFOSAA	IS	85.8	50 - 150		B8B0151	27-Feb-18	1.08 g	08-Mar-18 05:35	1				
13C2-PFDoA	IS	86.7	50 - 150		B8B0151	27-Feb-18	1.08 g	08-Mar-18 05:35	1				
13C2-PFTeDA	IS	72.1	50 - 150		B8B0151	27-Feb-18	1.08 g	08-Mar-18 05:35	1				

DL - Detection Limit
 LOD - Limit of Detection
 LOQ - Limit of quantitation
 LCL-UCL - Lower control limit - upper control limit
 The results are reported in dry weight
 The sample size is reported in wet weight
 Results reported to the DL.

When reported, PFHxS, PFOA and PFOS include both linear and branched isomers.
 Only the linear isomer is reported for all other analytes.

new standard

Sample ID: WI-AF-SB615-0001-0218

VAL - PFAS

Client Data			Laboratory Data							
Name:	CH2M Hill	Matrix:	Soil	Lab Sample:	1800346-04	Column:	BEH C18			
Project:	NASWI Ault Field	Date Collected:	13-Feb-18 14:30	Date Received:	21-Feb-18 09:00					
Location:	MW-615			% Solids:	78.3					
Analyte	Conc. (ng/g)	DL	LOD	LOQ	Qualifiers	Batch	Extracted	Samp Size	Analyzed	Dilution
PFBS	ND WJ	0.348	0.960	1.92		B8B0151	27-Feb-18	1.33 g	08-Mar-18 05:47	I
PFHxA	ND	0.195	0.960	1.92		B8B0151	27-Feb-18	1.33 g	08-Mar-18 05:47	I
PFHpA	ND	0.197	0.960	1.92		B8B0151	27-Feb-18	1.33 g	08-Mar-18 05:47	I
PFHxS	ND	0.298	0.960	1.92		B8B0151	27-Feb-18	1.33 g	08-Mar-18 05:47	I
PFOA	ND	0.227	0.960	1.92		B8B0151	27-Feb-18	1.33 g	08-Mar-18 05:47	I
PFOS	1.09 W	0.811	0.960	1.92		B8B0151	27-Feb-18	1.33 g	08-Mar-18 05:47	I
PFNA	ND	0.171	0.960	1.92		B8B0151	27-Feb-18	1.33 g	08-Mar-18 05:47	I
PFDA	ND	0.246	0.960	1.92		B8B0151	27-Feb-18	1.33 g	08-Mar-18 05:47	I
MeFOSAA	ND	0.290	0.960	1.92		B8B0151	27-Feb-18	1.33 g	08-Mar-18 05:47	I
PFUnA	ND	0.340	0.960	1.92		B8B0151	27-Feb-18	1.33 g	08-Mar-18 05:47	I
EtFOSAA	ND	0.308	0.960	1.92		B8B0151	27-Feb-18	1.33 g	08-Mar-18 05:47	I
PFDoA	ND	0.265	0.960	1.92		B8B0151	27-Feb-18	1.33 g	08-Mar-18 05:47	I
PFTTrDA	ND	0.117	0.960	1.92		B8B0151	27-Feb-18	1.33 g	08-Mar-18 05:47	I
PFTeDA	ND	0.190	0.960	1.92		B8B0151	27-Feb-18	1.33 g	08-Mar-18 05:47	I
Labeled Standards	Type	% Recovery	Limits	Qualifiers	Batch	Extracted	Samp Size	Analyzed	Dilution	
13C3-PFBS	IS	43.5	50 - 150	H	B8B0151	27-Feb-18	1.33 g	08-Mar-18 05:47	I	
13C2-PFHxA	IS	63.4	50 - 150		B8B0151	27-Feb-18	1.33 g	08-Mar-18 05:47	I	
13C4-PFHpA	IS	65.5	50 - 150		B8B0151	27-Feb-18	1.33 g	08-Mar-18 05:47	I	
18O2-PFHxS	IS	58.7	50 - 150		B8B0151	27-Feb-18	1.33 g	08-Mar-18 05:47	I	
13C2-PFOA	IS	61.3	50 - 150		B8B0151	27-Feb-18	1.33 g	08-Mar-18 05:47	I	
13C8-PFOS	IS	50.9	50 - 150		B8B0151	27-Feb-18	1.33 g	08-Mar-18 05:47	I	
13C5-PFNA	IS	74.5	50 - 150		B8B0151	27-Feb-18	1.33 g	08-Mar-18 05:47	I	
13C2-PFDA	IS	68.5	50 - 150		B8B0151	27-Feb-18	1.33 g	08-Mar-18 05:47	I	
d3-MeFOSAA	IS	76.2	50 - 150		B8B0151	27-Feb-18	1.33 g	08-Mar-18 05:47	I	
13C2-PFUnA	IS	78.5	50 - 150		B8B0151	27-Feb-18	1.33 g	08-Mar-18 05:47	I	
d5-EtFOSAA	IS	78.8	50 - 150		B8B0151	27-Feb-18	1.33 g	08-Mar-18 05:47	I	
13C2-PFDoA	IS	70.8	50 - 150		B8B0151	27-Feb-18	1.33 g	08-Mar-18 05:47	I	
13C2-PFTeDA	IS	78.4	50 - 150		B8B0151	27-Feb-18	1.33 g	08-Mar-18 05:47	I	

DL - Detection Limit
 LOD - Limit of Detection
 LOQ - Limit of Quantitation
 LCL-UCL- Lower control limit - upper control limit
 The results are reported in dry weight.
 The sample size is reported in wet weight.
 Results reported to the DL.

When reported, PFHxS, PFOA and PFOS include both linear and branched isomers.
 Only the linear isomer is reported for all other analytes.

new 5/30/18

Sample ID: WI-AF-SB615-0506-0218

VAL - PFAS

Client Data		Laboratory Data								
Name:	CH2M Hill	Lab Sample:	1800346-05	Column:	BEH C18					
Project:	NASWI Ault Field	Date Received:	21-Feb-18 09:00							
Location:	MW-615	% Solids:	79.1							
		Matrix:	Soil							
		Date Collected:	13-Feb-18 14:45							
Analyte	Conc. (ng/g)	DL	LOD	LOQ	Qualifiers	Batch	Extracted	Samp Size	Analyzed	Dilution
PFBS	ND	0.382	1.05	2.11		B8B0151	27-Feb-18	1.20 g	08-Mar-18 05:58	1
PFHxA	ND	0.214	1.05	2.11		B8B0151	27-Feb-18	1.20 g	08-Mar-18 05:58	1
PFHpA	ND	0.216	1.05	2.11		B8B0151	27-Feb-18	1.20 g	08-Mar-18 05:58	1
PFHxS	ND	0.327	1.05	2.11		B8B0151	27-Feb-18	1.20 g	08-Mar-18 05:58	1
PFOA	ND	0.249	1.05	2.11		B8B0151	27-Feb-18	1.20 g	08-Mar-18 05:58	1
PFOS	ND	0.890	1.05	2.11		B8B0151	27-Feb-18	1.20 g	08-Mar-18 05:58	1
PFNA	ND	0.188	1.05	2.11		B8B0151	27-Feb-18	1.20 g	08-Mar-18 05:58	1
PFDA	ND	0.270	1.05	2.11		B8B0151	27-Feb-18	1.20 g	08-Mar-18 05:58	1
MeFOSAA	ND	0.318	1.05	2.11		B8B0151	27-Feb-18	1.20 g	08-Mar-18 05:58	1
PFUnA	ND	0.373	1.05	2.11		B8B0151	27-Feb-18	1.20 g	08-Mar-18 05:58	1
EtFOSAA	ND	0.338	1.05	2.11		B8B0151	27-Feb-18	1.20 g	08-Mar-18 05:58	1
PFDoA	ND	0.291	1.05	2.11		B8B0151	27-Feb-18	1.20 g	08-Mar-18 05:58	1
PFTTrDA	ND	0.129	1.05	2.11		B8B0151	27-Feb-18	1.20 g	08-Mar-18 05:58	1
PFTeDA	ND	0.209	1.05	2.11		B8B0151	27-Feb-18	1.20 g	08-Mar-18 05:58	1
Labeled Standards	Type	% Recovery	Limits	Qualifiers	Batch	Extracted	Samp Size	Analyzed	Dilution	
13C3-PFBS	IS	106	50 - 150		B8B0151	27-Feb-18	1.20 g	08-Mar-18 05:58	1	
13C2-PFHxA	IS	90.1	50 - 150		B8B0151	27-Feb-18	1.20 g	08-Mar-18 05:58	1	
13C4-PFHpA	IS	90.3	50 - 150		B8B0151	27-Feb-18	1.20 g	08-Mar-18 05:58	1	
18O2-PFHxS	IS	80.6	50 - 150		B8B0151	27-Feb-18	1.20 g	08-Mar-18 05:58	1	
13C2-PFOA	IS	93.3	50 - 150		B8B0151	27-Feb-18	1.20 g	08-Mar-18 05:58	1	
13C8-PFOS	IS	95.5	50 - 150		B8B0151	27-Feb-18	1.20 g	08-Mar-18 05:58	1	
13C5-PFNA	IS	89.7	50 - 150		B8B0151	27-Feb-18	1.20 g	08-Mar-18 05:58	1	
13C2-PFDA	IS	81.8	50 - 150		B8B0151	27-Feb-18	1.20 g	08-Mar-18 05:58	1	
d3-MeFOSAA	IS	79.4	50 - 150		B8B0151	27-Feb-18	1.20 g	08-Mar-18 05:58	1	
13C2-PFUnA	IS	79.9	50 - 150		B8B0151	27-Feb-18	1.20 g	08-Mar-18 05:58	1	
d5-EtFOSAA	IS	91.7	50 - 150		B8B0151	27-Feb-18	1.20 g	08-Mar-18 05:58	1	
13C2-PFDoA	IS	81.0	50 - 150		B8B0151	27-Feb-18	1.20 g	08-Mar-18 05:58	1	
13C2-PFTeDA	IS	99.1	50 - 150		B8B0151	27-Feb-18	1.20 g	08-Mar-18 05:58	1	

DL - Detection Limit
 LOD - Limit of Detection
 LOQ - Limit of Quantitation
 LCL-UCL - Lower control limit - upper control limit
 The results are reported in dry weight
 The sample size is reported in wet weight
 Results reported to the DL

When reported, PFHxS, PFOA and PFOS include both linear and branched isomers
 Only the linear isomer is reported for all other analytes

mw 51301.8

LOCATION_NAME	SITE_NAME	INSTALLATION_ID	LOCATION_TYPE	LOCATION_TYPE_DESC	SDG	COORD_X	COORD_Y	SAMPLE_MATRIX_DESC	SAMPLE_NAME	SAMPLE_MATRIX	COLLECT_DATE	ANALYTICAL_METHOD_GRP_DESC
WI-AF-MW-615	AREA 31 - RUNWAY FIRE SCHOOL	WHIDBEY_ISLAND _NAS	WLM	Monitoring well	1800346	1189640. 43	488678.0 8	Sub-surface soil (> 6)	WI-AF-SB615- 0506-0218	SBS	13-Feb-18	Perfluoroalkyl Compounds
WI-AF-MW-615	AREA 31 - RUNWAY FIRE SCHOOL	WHIDBEY_ISLAND _NAS	WLM	Monitoring well	1800346	1189640. 43	488678.0 8	Sub-surface soil (> 6)	WI-AF-SB615- 0506-0218	SBS	13-Feb-18	Perfluoroalkyl Compounds
WI-AF-MW-615	AREA 31 - RUNWAY FIRE SCHOOL	WHIDBEY_ISLAND _NAS	WLM	Monitoring well	1800346	1189640. 43	488678.0 8	Sub-surface soil (> 6)	WI-AF-SB615- 0506-0218	SBS	13-Feb-18	Perfluoroalkyl Compounds
WI-AF-MW-615	AREA 31 - RUNWAY FIRE SCHOOL	WHIDBEY_ISLAND _NAS	WLM	Monitoring well	1800346	1189640. 43	488678.0 8	Sub-surface soil (> 6)	WI-AF-SB615- 0506-0218	SBS	13-Feb-18	Perfluoroalkyl Compounds
WI-AF-MW-615	AREA 31 - RUNWAY FIRE SCHOOL	WHIDBEY_ISLAND _NAS	WLM	Monitoring well	1800346	1189640. 43	488678.0 8	Sub-surface soil (> 6)	WI-AF-SB615- 0506-0218	SBS	13-Feb-18	Perfluoroalkyl Compounds
WI-AF-MW-615	AREA 31 - RUNWAY FIRE SCHOOL	WHIDBEY_ISLAND _NAS	WLM	Monitoring well	1800346	1189640. 43	488678.0 8	Surface soil (less than 6 inches)	WI-AF-SB615- 0001-0218	SU	13-Feb-18	Perfluoroalkyl Compounds
WI-AF-MW-615	AREA 31 - RUNWAY FIRE SCHOOL	WHIDBEY_ISLAND _NAS	WLM	Monitoring well	1800346	1189640. 43	488678.0 8	Surface soil (less than 6 inches)	WI-AF-SB615- 0001-0218	SU	13-Feb-18	Perfluoroalkyl Compounds
WI-AF-MW-615	AREA 31 - RUNWAY FIRE SCHOOL	WHIDBEY_ISLAND _NAS	WLM	Monitoring well	1800346	1189640. 43	488678.0 8	Surface soil (less than 6 inches)	WI-AF-SB615- 0001-0218	SU	13-Feb-18	Perfluoroalkyl Compounds
WI-AF-MW-615	AREA 31 - RUNWAY FIRE SCHOOL	WHIDBEY_ISLAND _NAS	WLM	Monitoring well	1800346	1189640. 43	488678.0 8	Surface soil (less than 6 inches)	WI-AF-SB615- 0001-0218	SU	13-Feb-18	Perfluoroalkyl Compounds
WI-AF-MW-615	AREA 31 - RUNWAY FIRE SCHOOL	WHIDBEY_ISLAND _NAS	WLM	Monitoring well	1800346	1189640. 43	488678.0 8	Surface soil (less than 6 inches)	WI-AF-SB615- 0001-0218	SU	13-Feb-18	Perfluoroalkyl Compounds
WI-AF-MW-615	AREA 31 - RUNWAY FIRE SCHOOL	WHIDBEY_ISLAND _NAS	WLM	Monitoring well	1800346	1189640. 43	488678.0 8	Surface soil (less than 6 inches)	WI-AF-SB615- 0001-0218	SU	13-Feb-18	Perfluoroalkyl Compounds
WI-AF-MW-615	AREA 31 - RUNWAY FIRE SCHOOL	WHIDBEY_ISLAND _NAS	WLM	Monitoring well	1800346	1189640. 43	488678.0 8	Surface soil (less than 6 inches)	WI-AF-SB615- 0001-0218	SU	13-Feb-18	Perfluoroalkyl Compounds
WI-AF-MW-615	AREA 31 - RUNWAY FIRE SCHOOL	WHIDBEY_ISLAND _NAS	WLM	Monitoring well	1800346	1189640. 43	488678.0 8	Surface soil (less than 6 inches)	WI-AF-SB615- 0001-0218	SU	13-Feb-18	Perfluoroalkyl Compounds
WI-AF-MW-615	AREA 31 - RUNWAY FIRE SCHOOL	WHIDBEY_ISLAND _NAS	WLM	Monitoring well	1800346	1189640. 43	488678.0 8	Surface soil (less than 6 inches)	WI-AF-SB615- 0001-0218	SU	13-Feb-18	Perfluoroalkyl Compounds
WI-AF-MW-615	AREA 31 - RUNWAY FIRE SCHOOL	WHIDBEY_ISLAND _NAS	WLM	Monitoring well	1800346	1189640. 43	488678.0 8	Surface soil (less than 6 inches)	WI-AF-SB615- 0001-0218	SU	13-Feb-18	Perfluoroalkyl Compounds
WI-AF-MW-615	AREA 31 - RUNWAY FIRE SCHOOL	WHIDBEY_ISLAND _NAS	WLM	Monitoring well	1800346	1189640. 43	488678.0 8	Surface soil (less than 6 inches)	WI-AF-SB615- 0001-0218	SU	13-Feb-18	Perfluoroalkyl Compounds
WI-AF-MW-615	AREA 31 - RUNWAY FIRE SCHOOL	WHIDBEY_ISLAND _NAS	WLM	Monitoring well	1800346	1189640. 43	488678.0 8	Surface soil (less than 6 inches)	WI-AF-SB615- 0001-0218	SU	13-Feb-18	Perfluoroalkyl Compounds
WI-AF-MW-615	AREA 31 - RUNWAY FIRE SCHOOL	WHIDBEY_ISLAND _NAS	WLM	Monitoring well	1800346	1189640. 43	488678.0 8	Surface soil (less than 6 inches)	WI-AF-SB615- 0001-0218	SU	13-Feb-18	Perfluoroalkyl Compounds