



**Groundwater Sample Results,  
Level 2 Laboratory Report, Level 4 Laboratory Report,  
Electronic Data Deliverable, Data Validation Report,  
and the Sample Location Report, SDG 1800353**

*Naval Air Station Whidbey Island  
Oak Harbor, Washington*

June 2019

March 14, 2018

**Vista Work Order No. 1800353**

Ms. Tiffany Hill  
CH2M Hill  
1100 NE Circle Blvd. Suite 300  
Corvallis, OR 97330

Dear Ms. Hill,

Enclosed are the results for the sample set received at Vista Analytical Laboratory on February 22, 2018. This sample set was analyzed on a rush turn-around time, under your Project Name '695610.04.F1.FS'.

Vista Analytical Laboratory is committed to serving you effectively. If you require additional information, please contact me at 916-673-1520 or by email at [mmaier@vista-analytical.com](mailto:mmaier@vista-analytical.com).

Thank you for choosing Vista as part of your analytical support team.

Sincerely,

Martha Maier  
Laboratory Director



*Vista Analytical Laboratory certifies that the report herein meets all the requirements set forth by NELAP for those applicable test methods. Results relate only to the samples as received by the laboratory. This report should not be reproduced except in full without the written approval of Vista.*

## **Vista Work Order No. 1800353**

### **Case Narrative**

#### **Sample Condition on Receipt:**

Seven aqueous samples were received in good condition and within the method temperature requirements. The samples were received and stored securely in accordance with Vista standard operating procedures and EPA methodology.

#### **Analytical Notes:**

##### **Modified EPA Method 537**

Samples "WI-AF-N2-5-0218", "WI-AF-MW-3-0218" and "WI-AF-MW-202-0218" contained particulate and were centrifuged prior to extraction.

The samples were extracted and analyzed for a selected list of PFAS using Modified EPA Method 537.

##### **Holding Times**

The samples were extracted and analyzed within the method hold times.

##### **Quality Control**

The Initial Calibration and Continuing Calibration Verifications met the method acceptance criteria.

A Method Blank and Laboratory Control Sample (LCS)/Laboratory Control Sample Duplicate (LCSD) were extracted and analyzed with the preparation batch. No analytes were detected in the Method Blank above 1/2 of the LOQ concentrations. The LCS/LCSD recoveries were within the acceptance criteria.

The labeled standard recoveries were within the acceptance criteria.

## TABLE OF CONTENTS

Case Narrative.....	1
Table of Contents.....	3
Sample Inventory.....	4
Analytical Results.....	5
Qualifiers.....	15
Certifications.....	16
Sample Receipt.....	17



# Sample Inventory Report

<b>Vista Sample ID</b>	<b>Client Sample ID</b>	<b>Sampled</b>	<b>Received</b>	<b>Components/Containers</b>
1800353-01	WI-AF-N2-5-0218	20-Feb-18 09:55	22-Feb-18 09:13	HDPE Bottle, 125 mL
1800353-02	WI-AF-FB01-022018	20-Feb-18 10:05	22-Feb-18 09:13	HDPE Bottle, 125 mL
1800353-03	WI-AF-MW-3-0218	20-Feb-18 11:40	22-Feb-18 09:13	HDPE Bottle, 125 mL
1800353-04	WI-AF-MW-202-0218	20-Feb-18 11:35	22-Feb-18 09:13	HDPE Bottle, 125 mL
1800353-05	WI-AF-MW-204-0218	20-Feb-18 15:40	22-Feb-18 09:13	HDPE Bottle, 125 mL
1800353-06	WI-AF-MW-114-0218	20-Feb-18 15:50	22-Feb-18 09:13	HDPE Bottle, 125 mL
1800353-07	WI-AF-EB03-022018	20-Feb-18 17:00	22-Feb-18 09:13	HDPE Bottle, 125 mL

## **ANALYTICAL RESULTS**

**Sample ID: Method Blank** **Modified EPA Method 537**

<b>Client Data</b>					<b>Laboratory Data</b>					
Name:	CH2M Hill	Matrix:	Aqueous		Lab Sample:	B8B0157-BLK1	Column:	BEH C18		
Project:	695610.04.F1.FS									

Analyte	Conc. (ng/L)	DL	LOD	LOQ	Qualifiers	Batch	Extracted	Samp Size	Analyzed	Dilution
PFBS	ND	0.895	2.50	4.00		B8B0157	27-Feb-18	0.250 L	10-Mar-18 22:31	1
PFHxA	ND	1.09	2.50	4.00		B8B0157	27-Feb-18	0.250 L	10-Mar-18 22:31	1
PFHpA	ND	0.296	2.50	4.00		B8B0157	27-Feb-18	0.250 L	10-Mar-18 22:31	1
PFHxS	ND	0.474	2.50	4.00		B8B0157	27-Feb-18	0.250 L	10-Mar-18 22:31	1
PFOA	0.374	0.326	2.50	4.00	J	B8B0157	27-Feb-18	0.250 L	10-Mar-18 22:31	1
PFOS	ND	0.404	2.50	4.00		B8B0157	27-Feb-18	0.250 L	10-Mar-18 22:31	1
PFNA	ND	0.405	2.50	4.00		B8B0157	27-Feb-18	0.250 L	10-Mar-18 22:31	1
PFDA	ND	0.745	2.50	4.00		B8B0157	27-Feb-18	0.250 L	10-Mar-18 22:31	1
MeFOSAA	ND	0.825	2.50	4.00		B8B0157	27-Feb-18	0.250 L	10-Mar-18 22:31	1
PFOA	ND	0.525	2.50	4.00		B8B0157	27-Feb-18	0.250 L	10-Mar-18 22:31	1
EtFOSAA	ND	0.685	2.50	4.00		B8B0157	27-Feb-18	0.250 L	10-Mar-18 22:31	1
PFDaA	ND	0.396	2.50	4.00		B8B0157	27-Feb-18	0.250 L	10-Mar-18 22:31	1
PFTDA	ND	0.247	2.50	4.00		B8B0157	27-Feb-18	0.250 L	10-Mar-18 22:31	1
PFTeDA	ND	0.378	2.50	4.00		B8B0157	27-Feb-18	0.250 L	10-Mar-18 22:31	1

Labeled Standards	Type	% Recovery	Limits	Qualifiers	Batch	Extracted	Samp Size	Analyzed	Dilution
13C3-PFBS	IS	102	50 - 150		B8B0157	27-Feb-18	0.250 L	10-Mar-18 22:31	1
13C2-PFHxA	IS	91.2	50 - 150		B8B0157	27-Feb-18	0.250 L	10-Mar-18 22:31	1
13C4-PFHpA	IS	99.6	50 - 150		B8B0157	27-Feb-18	0.250 L	10-Mar-18 22:31	1
18O2-PFHxS	IS	89.2	50 - 150		B8B0157	27-Feb-18	0.250 L	10-Mar-18 22:31	1
13C2-PFOA	IS	90.8	50 - 150		B8B0157	27-Feb-18	0.250 L	10-Mar-18 22:31	1
13C8-PFOS	IS	98.6	50 - 150		B8B0157	27-Feb-18	0.250 L	10-Mar-18 22:31	1
13C5-PFNA	IS	86.2	50 - 150		B8B0157	27-Feb-18	0.250 L	10-Mar-18 22:31	1
13C2-PFDA	IS	80.9	50 - 150		B8B0157	27-Feb-18	0.250 L	10-Mar-18 22:31	1
d3-MeFOSAA	IS	74.1	50 - 150		B8B0157	27-Feb-18	0.250 L	10-Mar-18 22:31	1
13C2-PFOA	IS	84.8	50 - 150		B8B0157	27-Feb-18	0.250 L	10-Mar-18 22:31	1
d5-EtFOSAA	IS	73.6	50 - 150		B8B0157	27-Feb-18	0.250 L	10-Mar-18 22:31	1
13C2-PFDaA	IS	89.1	50 - 150		B8B0157	27-Feb-18	0.250 L	10-Mar-18 22:31	1
13C2-PFTeDA	IS	115	50 - 150		B8B0157	27-Feb-18	0.250 L	10-Mar-18 22:31	1

DL - Detection Limit

LOD - Limit of Detection  
LOQ - Limit of quantitation

LCL-UCL- Lower control limit - upper control limit  
Results reported to the DL.

When reported, PFHxS, PFOA and PFOS include both linear and branched isomers.  
Only the linear isomer is reported for all other analytes.

LCS/LCSD Results

Modified EPA Method 537

Matrix: Aqueous  
Sample Size: 0.250 L

QC Batch: B8B0157  
Date Extracted: 27-Feb-2018 8:40

Lab Sample: B8B0157-BS1/B8B0157-BSD1  
Date Analyzed: 10-Mar-18 22:08 Column: BEH C18  
10-Mar-18 22:20 Column: BEH C18

Analyte	LCS-%R	LCSD-%R	RPD	Labeled Standard	LCS-%R	LCSD-%R
PFBS	110	105	4.69	IS 13C3-PFBS	93.4	90.8
PFHxA	121	122	1.24	IS 13C2-PFHxA	90.4	91.5
PFHpA	118	115	2.71	IS 13C4-PFHpA	93.4	94.0
PFHxS	124	115	7.53	IS 18O2-PFHxS	83.2	95.7
PFOA	111	113	1.51	IS 13C2-PFOA	83.8	97.6
PFOS	109	102	7.19	IS 13C8-PFOS	92.8	97.0
PFNA	120	119	0.275	IS 13C5-PFNA	77.9	79.5
PFDA	100	122	20.1	IS 13C2-PFDA	78.7	72.9
MeFOSAA	105	109	4.13	IS d3-MeFOSAA	62.4	58.8
PFUnA	107	117	8.28	IS 13C2-PFUnA	73.7	69.0
EtFOSAA	126	125	0.874	IS d5-EtFOSAA	56.8	60.5
PFDoA	116	83.3	33.2	IS 13C2-PFDoA	78.3	87.3
PFTTrDA	101	88.4	13.5	IS 13C2-PFTeDA	86.2	102
PFTeDA	116	92.8	21.9			

LCL-UCL - Lower control limit - upper control limit

**Sample ID: WI-AF-N2-5-0218**

**Modified EPA Method 537**

Client Data					Laboratory Data					
Name:	CH2M Hill	Matrix:	Aqueous		Lab Sample:	1800353-01	Column:	BEH C18		
Project:	695610.04.F1.FS	Date Collected:	20-Feb-18 09:55		Date Received:	22-Feb-18 09:13				

Analyte	Conc. (ng/L)	DL	LOD	LOQ	Qualifiers	Batch	Extracted	Samp Size	Analyzed	Dilution
PFBS	38.8	2.01	5.63	8.99		B8B0157	27-Feb-18	0.111 L	11-Mar-18 01:35	1
PFHxA	330	2.45	5.63	8.99		B8B0157	27-Feb-18	0.111 L	11-Mar-18 01:35	1
PFHpA	223	0.664	5.63	8.99		B8B0157	27-Feb-18	0.111 L	11-Mar-18 01:35	1
PFHxS	995	1.06	5.63	8.99		B8B0157	27-Feb-18	0.111 L	11-Mar-18 01:35	1
PFOA	338	0.732	5.63	8.99	B	B8B0157	27-Feb-18	0.111 L	11-Mar-18 01:35	1
PFOS	14500	9.07	56.3	89.9	D	B8B0157	27-Feb-18	0.111 L	08-Mar-18 23:03	10
PFNA	50.9	0.910	5.63	8.99		B8B0157	27-Feb-18	0.111 L	11-Mar-18 01:35	1
PFDA	22.3	1.67	5.63	8.99		B8B0157	27-Feb-18	0.111 L	11-Mar-18 01:35	1
MeFOSAA	ND	1.85	5.63	8.99		B8B0157	27-Feb-18	0.111 L	11-Mar-18 01:35	1
PFUnA	ND	1.18	5.63	8.99		B8B0157	27-Feb-18	0.111 L	11-Mar-18 01:35	1
EtFOSAA	ND	1.54	5.63	8.99		B8B0157	27-Feb-18	0.111 L	11-Mar-18 01:35	1
PFDoA	ND	0.890	5.63	8.99		B8B0157	27-Feb-18	0.111 L	11-Mar-18 01:35	1
PFTrDA	ND	0.555	5.63	8.99		B8B0157	27-Feb-18	0.111 L	11-Mar-18 01:35	1
PFTeDA	ND	0.849	5.63	8.99		B8B0157	27-Feb-18	0.111 L	11-Mar-18 01:35	1

Labeled Standards	Type	% Recovery	Limits	Qualifiers	Batch	Extracted	Samp Size	Analyzed	Dilution
13C3-PFBS	IS	102	50 - 150		B8B0157	27-Feb-18	0.111 L	11-Mar-18 01:35	1
13C2-PFHxA	IS	93.6	50 - 150		B8B0157	27-Feb-18	0.111 L	11-Mar-18 01:35	1
13C4-PFHpA	IS	104	50 - 150		B8B0157	27-Feb-18	0.111 L	11-Mar-18 01:35	1
18O2-PFHxS	IS	87.4	50 - 150		B8B0157	27-Feb-18	0.111 L	11-Mar-18 01:35	1
13C2-PFOA	IS	91.0	50 - 150		B8B0157	27-Feb-18	0.111 L	11-Mar-18 01:35	1
13C8-PFOS	IS	87.7	50 - 150	D	B8B0157	27-Feb-18	0.111 L	08-Mar-18 23:03	10
13C5-PFNA	IS	86.5	50 - 150		B8B0157	27-Feb-18	0.111 L	11-Mar-18 01:35	1
13C2-PFDA	IS	75.7	50 - 150		B8B0157	27-Feb-18	0.111 L	11-Mar-18 01:35	1
d3-MeFOSAA	IS	60.5	50 - 150		B8B0157	27-Feb-18	0.111 L	11-Mar-18 01:35	1
13C2-PFUnA	IS	79.2	50 - 150		B8B0157	27-Feb-18	0.111 L	11-Mar-18 01:35	1
d5-EtFOSAA	IS	63.7	50 - 150		B8B0157	27-Feb-18	0.111 L	11-Mar-18 01:35	1
13C2-PFDoA	IS	87.9	50 - 150		B8B0157	27-Feb-18	0.111 L	11-Mar-18 01:35	1
13C2-PFTeDA	IS	86.5	50 - 150		B8B0157	27-Feb-18	0.111 L	11-Mar-18 01:35	1

DL - Detection Limit

LOD - Limit of Detection  
LOQ - Limit of quantitation

LCL-UCL- Lower control limit - upper control limit  
Results reported to the DL.

When reported, PFHxS, PFOA and PFOS include both linear and branched isomers.  
Only the linear isomer is reported for all other analytes.

**Sample ID: WI-AF-FB01-022018**

**Modified EPA Method 537**

Client Data				Laboratory Data			
Name:	CH2M Hill	Matrix:	Aqueous	Lab Sample:	1800353-02	Column:	BEH C18
Project:	695610.04.F1.FS	Date Collected:	20-Feb-18 10:05	Date Received:	22-Feb-18 09:13		

Analyte	Conc. (ng/L)	DL	LOD	LOQ	Qualifiers	Batch	Extracted	Samp Size	Analyzed	Dilution
PFBS	ND	1.87	5.21	8.36		B8B0157	27-Feb-18	0.120 L	11-Mar-18 01:12	1
PFHxA	ND	2.28	5.21	8.36		B8B0157	27-Feb-18	0.120 L	11-Mar-18 01:12	1
PFHpA	ND	0.618	5.21	8.36		B8B0157	27-Feb-18	0.120 L	11-Mar-18 01:12	1
PFHxS	ND	0.990	5.21	8.36		B8B0157	27-Feb-18	0.120 L	11-Mar-18 01:12	1
PFOA	ND	0.681	5.21	8.36		B8B0157	27-Feb-18	0.120 L	11-Mar-18 01:12	1
PFOS	ND	0.844	5.21	8.36		B8B0157	27-Feb-18	0.120 L	11-Mar-18 01:12	1
PFNA	ND	0.847	5.21	8.36		B8B0157	27-Feb-18	0.120 L	11-Mar-18 01:12	1
PFDA	ND	1.56	5.21	8.36		B8B0157	27-Feb-18	0.120 L	11-Mar-18 01:12	1
MeFOSAA	ND	1.72	5.21	8.36		B8B0157	27-Feb-18	0.120 L	11-Mar-18 01:12	1
PFUnA	ND	1.10	5.21	8.36		B8B0157	27-Feb-18	0.120 L	11-Mar-18 01:12	1
EtFOSAA	ND	1.43	5.21	8.36		B8B0157	27-Feb-18	0.120 L	11-Mar-18 01:12	1
PFDoA	ND	0.828	5.21	8.36		B8B0157	27-Feb-18	0.120 L	11-Mar-18 01:12	1
PFTrDA	ND	0.516	5.21	8.36		B8B0157	27-Feb-18	0.120 L	11-Mar-18 01:12	1
PFTeDA	ND	0.789	5.21	8.36		B8B0157	27-Feb-18	0.120 L	11-Mar-18 01:12	1

Labeled Standards	Type	% Recovery	Limits	Qualifiers	Batch	Extracted	Samp Size	Analyzed	Dilution
13C3-PFBS	IS	111	50 - 150		B8B0157	27-Feb-18	0.120 L	11-Mar-18 01:12	1
13C2-PFHxA	IS	97.8	50 - 150		B8B0157	27-Feb-18	0.120 L	11-Mar-18 01:12	1
13C4-PFHpA	IS	107	50 - 150		B8B0157	27-Feb-18	0.120 L	11-Mar-18 01:12	1
18O2-PFHxS	IS	97.4	50 - 150		B8B0157	27-Feb-18	0.120 L	11-Mar-18 01:12	1
13C2-PFOA	IS	92.0	50 - 150		B8B0157	27-Feb-18	0.120 L	11-Mar-18 01:12	1
13C8-PFOS	IS	81.0	50 - 150		B8B0157	27-Feb-18	0.120 L	11-Mar-18 01:12	1
13C5-PFNA	IS	95.2	50 - 150		B8B0157	27-Feb-18	0.120 L	11-Mar-18 01:12	1
13C2-PFDA	IS	66.7	50 - 150		B8B0157	27-Feb-18	0.120 L	11-Mar-18 01:12	1
d3-MeFOSAA	IS	55.5	50 - 150		B8B0157	27-Feb-18	0.120 L	11-Mar-18 01:12	1
13C2-PFUnA	IS	66.8	50 - 150		B8B0157	27-Feb-18	0.120 L	11-Mar-18 01:12	1
d5-EtFOSAA	IS	56.4	50 - 150		B8B0157	27-Feb-18	0.120 L	11-Mar-18 01:12	1
13C2-PFDoA	IS	74.4	50 - 150		B8B0157	27-Feb-18	0.120 L	11-Mar-18 01:12	1
13C2-PFTeDA	IS	96.2	50 - 150		B8B0157	27-Feb-18	0.120 L	11-Mar-18 01:12	1

DL - Detection Limit

LOD - Limit of Detection  
LOQ - Limit of quantitation

LCL-UCL- Lower control limit - upper control limit  
Results reported to the DL.

When reported, PFHxS, PFOA and PFOS include both linear and branched isomers.  
Only the linear isomer is reported for all other analytes.

**Sample ID: WI-AF-MW-3-0218**

**Modified EPA Method 537**

Client Data					Laboratory Data					
Name:	CH2M Hill	Matrix:	Aqueous		Lab Sample:	1800353-03	Column:	BEH C18		
Project:	695610.04.F1.FS	Date Collected:	20-Feb-18 11:40		Date Received:	22-Feb-18 09:13				

Analyte	Conc. (ng/L)	DL	LOD	LOQ	Qualifiers	Batch	Extracted	Samp Size	Analyzed	Dilution
PFBS	49.0	1.91	5.34	8.52		B8B0157	27-Feb-18	0.117 L	11-Mar-18 01:47	1
PFHxA	363	2.32	5.34	8.52		B8B0157	27-Feb-18	0.117 L	11-Mar-18 01:47	1
PFHpA	371	0.629	5.34	8.52		B8B0157	27-Feb-18	0.117 L	11-Mar-18 01:47	1
PFHxS	1020	1.01	5.34	8.52		B8B0157	27-Feb-18	0.117 L	11-Mar-18 01:47	1
PFOA	312	0.693	5.34	8.52	B	B8B0157	27-Feb-18	0.117 L	11-Mar-18 01:47	1
PFOS	6050	4.30	26.7	42.6	D	B8B0157	27-Feb-18	0.117 L	08-Mar-18 23:15	5
PFNA	45.9	0.862	5.34	8.52		B8B0157	27-Feb-18	0.117 L	11-Mar-18 01:47	1
PFDA	6.64	1.59	5.34	8.52	J	B8B0157	27-Feb-18	0.117 L	11-Mar-18 01:47	1
MeFOSAA	ND	1.76	5.34	8.52		B8B0157	27-Feb-18	0.117 L	11-Mar-18 01:47	1
PFUnA	ND	1.12	5.34	8.52		B8B0157	27-Feb-18	0.117 L	11-Mar-18 01:47	1
EtFOSAA	ND	1.46	5.34	8.52		B8B0157	27-Feb-18	0.117 L	11-Mar-18 01:47	1
PFDoA	ND	0.843	5.34	8.52		B8B0157	27-Feb-18	0.117 L	11-Mar-18 01:47	1
PFTrDA	ND	0.526	5.34	8.52		B8B0157	27-Feb-18	0.117 L	11-Mar-18 01:47	1
PFTeDA	ND	0.804	5.34	8.52		B8B0157	27-Feb-18	0.117 L	11-Mar-18 01:47	1

Labeled Standards	Type	% Recovery	Limits	Qualifiers	Batch	Extracted	Samp Size	Analyzed	Dilution
13C3-PFBS	IS	98.1	50 - 150		B8B0157	27-Feb-18	0.117 L	11-Mar-18 01:47	1
13C2-PFHxA	IS	94.7	50 - 150		B8B0157	27-Feb-18	0.117 L	11-Mar-18 01:47	1
13C4-PFHpA	IS	94.0	50 - 150		B8B0157	27-Feb-18	0.117 L	11-Mar-18 01:47	1
18O2-PFHxS	IS	96.5	50 - 150		B8B0157	27-Feb-18	0.117 L	11-Mar-18 01:47	1
13C2-PFOA	IS	91.6	50 - 150		B8B0157	27-Feb-18	0.117 L	11-Mar-18 01:47	1
13C8-PFOS	IS	79.8	50 - 150	D	B8B0157	27-Feb-18	0.117 L	08-Mar-18 23:15	5
13C5-PFNA	IS	87.4	50 - 150		B8B0157	27-Feb-18	0.117 L	11-Mar-18 01:47	1
13C2-PFDA	IS	83.0	50 - 150		B8B0157	27-Feb-18	0.117 L	11-Mar-18 01:47	1
d3-MeFOSAA	IS	67.4	50 - 150		B8B0157	27-Feb-18	0.117 L	11-Mar-18 01:47	1
13C2-PFUnA	IS	90.6	50 - 150		B8B0157	27-Feb-18	0.117 L	11-Mar-18 01:47	1
d5-EtFOSAA	IS	68.2	50 - 150		B8B0157	27-Feb-18	0.117 L	11-Mar-18 01:47	1
13C2-PFDoA	IS	88.8	50 - 150		B8B0157	27-Feb-18	0.117 L	11-Mar-18 01:47	1
13C2-PFTeDA	IS	121	50 - 150		B8B0157	27-Feb-18	0.117 L	11-Mar-18 01:47	1

DL - Detection Limit

LOD - Limit of Detection  
LOQ - Limit of quantitation

LCL-UCL- Lower control limit - upper control limit  
Results reported to the DL.

When reported, PFHxS, PFOA and PFOS include both linear and branched isomers.  
Only the linear isomer is reported for all other analytes.

**Sample ID: WI-AF-MW-202-0218**

**Modified EPA Method 537**

Client Data					Laboratory Data					
Name:	CH2M Hill	Matrix:	Aqueous		Lab Sample:	1800353-04	Column:	BEH C18		
Project:	695610.04.F1.FS	Date Collected:	20-Feb-18 11:35		Date Received:	22-Feb-18 09:13				

Analyte	Conc. (ng/L)	DL	LOD	LOQ	Qualifiers	Batch	Extracted	Samp Size	Analyzed	Dilution
PFBS	126	1.99	5.53	8.88		B8B0157	27-Feb-18	0.113 L	11-Mar-18 01:58	1
PFHxA	1020	2.42	5.53	8.88		B8B0157	27-Feb-18	0.113 L	11-Mar-18 01:58	1
PFHpA	735	0.656	5.53	8.88		B8B0157	27-Feb-18	0.113 L	11-Mar-18 01:58	1
PFHxS	3870	1.05	5.53	8.88		B8B0157	27-Feb-18	0.113 L	11-Mar-18 01:58	1
PFOA	815	0.723	5.53	8.88	B	B8B0157	27-Feb-18	0.113 L	11-Mar-18 01:58	1
PFOS	10900	8.96	55.3	88.8	D	B8B0157	27-Feb-18	0.113 L	08-Mar-18 23:26	10
PFNA	160	0.900	5.53	8.88		B8B0157	27-Feb-18	0.113 L	11-Mar-18 01:58	1
PFDA	63.2	1.65	5.53	8.88		B8B0157	27-Feb-18	0.113 L	11-Mar-18 01:58	1
MeFOSAA	ND	1.83	5.53	8.88		B8B0157	27-Feb-18	0.113 L	11-Mar-18 01:58	1
PFUnA	11.1	1.17	5.53	8.88		B8B0157	27-Feb-18	0.113 L	11-Mar-18 01:58	1
EtFOSAA	ND	1.52	5.53	8.88		B8B0157	27-Feb-18	0.113 L	11-Mar-18 01:58	1
PFDoA	ND	0.880	5.53	8.88		B8B0157	27-Feb-18	0.113 L	11-Mar-18 01:58	1
PFTrDA	ND	0.549	5.53	8.88		B8B0157	27-Feb-18	0.113 L	11-Mar-18 01:58	1
PFTeDA	ND	0.838	5.53	8.88		B8B0157	27-Feb-18	0.113 L	11-Mar-18 01:58	1

Labeled Standards	Type	% Recovery	Limits	Qualifiers	Batch	Extracted	Samp Size	Analyzed	Dilution
13C3-PFBS	IS	102	50 - 150		B8B0157	27-Feb-18	0.113 L	11-Mar-18 01:58	1
13C2-PFHxA	IS	93.0	50 - 150		B8B0157	27-Feb-18	0.113 L	11-Mar-18 01:58	1
13C4-PFHpA	IS	95.5	50 - 150		B8B0157	27-Feb-18	0.113 L	11-Mar-18 01:58	1
18O2-PFHxS	IS	93.3	50 - 150		B8B0157	27-Feb-18	0.113 L	11-Mar-18 01:58	1
13C2-PFOA	IS	85.0	50 - 150		B8B0157	27-Feb-18	0.113 L	11-Mar-18 01:58	1
13C8-PFOS	IS	91.9	50 - 150	D	B8B0157	27-Feb-18	0.113 L	08-Mar-18 23:26	10
13C5-PFNA	IS	78.0	50 - 150		B8B0157	27-Feb-18	0.113 L	11-Mar-18 01:58	1
13C2-PFDA	IS	74.3	50 - 150		B8B0157	27-Feb-18	0.113 L	11-Mar-18 01:58	1
d3-MeFOSAA	IS	71.2	50 - 150		B8B0157	27-Feb-18	0.113 L	11-Mar-18 01:58	1
13C2-PFUnA	IS	81.4	50 - 150		B8B0157	27-Feb-18	0.113 L	11-Mar-18 01:58	1
d5-EtFOSAA	IS	72.0	50 - 150		B8B0157	27-Feb-18	0.113 L	11-Mar-18 01:58	1
13C2-PFDoA	IS	85.7	50 - 150		B8B0157	27-Feb-18	0.113 L	11-Mar-18 01:58	1
13C2-PFTeDA	IS	106	50 - 150		B8B0157	27-Feb-18	0.113 L	11-Mar-18 01:58	1

DL - Detection Limit

LOD - Limit of Detection  
LOQ - Limit of quantitation

LCL-UCL- Lower control limit - upper control limit  
Results reported to the DL.

When reported, PFHxS, PFOA and PFOS include both linear and branched isomers.  
Only the linear isomer is reported for all other analytes.



**Sample ID: WI-AF-MW-204-0218**

**Modified EPA Method 537**

Client Data				Laboratory Data			
Name:	CH2M Hill	Matrix:	Aqueous	Lab Sample:	1800353-05	Column:	BEH C18
Project:	695610.04.F1.FS	Date Collected:	20-Feb-18 15:40	Date Received:	22-Feb-18 09:13		

Analyte	Conc. (ng/L)	DL	LOD	LOQ	Qualifiers	Batch	Extracted	Samp Size	Analyzed	Dilution
PFBS	63.6	1.90	5.30	8.47		B8B0157	27-Feb-18	0.118 L	11-Mar-18 03:10	1
PFHxA	1470	2.31	5.30	8.47		B8B0157	27-Feb-18	0.118 L	11-Mar-18 03:10	1
PFHpA	1140	0.626	5.30	8.47		B8B0157	27-Feb-18	0.118 L	11-Mar-18 03:10	1
PFHxS	4580	10.0	53.0	84.7	D	B8B0157	27-Feb-18	0.118 L	08-Mar-18 23:38	10
PFOA	2520	0.689	5.30	8.47	B	B8B0157	27-Feb-18	0.118 L	11-Mar-18 03:10	1
PFOS	20600	8.54	53.0	84.7	D	B8B0157	27-Feb-18	0.118 L	08-Mar-18 23:38	10
PFNA	378	0.858	5.30	8.47		B8B0157	27-Feb-18	0.118 L	11-Mar-18 03:10	1
PFDA	70.7	1.58	5.30	8.47		B8B0157	27-Feb-18	0.118 L	11-Mar-18 03:10	1
MeFOSAA	ND	1.75	5.30	8.47		B8B0157	27-Feb-18	0.118 L	11-Mar-18 03:10	1
PFUnA	ND	1.11	5.30	8.47		B8B0157	27-Feb-18	0.118 L	11-Mar-18 03:10	1
EtFOSAA	ND	1.45	5.30	8.47		B8B0157	27-Feb-18	0.118 L	11-Mar-18 03:10	1
PFDoA	ND	0.838	5.30	8.47		B8B0157	27-Feb-18	0.118 L	11-Mar-18 03:10	1
PFTrDA	ND	0.523	5.30	8.47		B8B0157	27-Feb-18	0.118 L	11-Mar-18 03:10	1
PFTeDA	ND	0.799	5.30	8.47		B8B0157	27-Feb-18	0.118 L	11-Mar-18 03:10	1

Labeled Standards	Type	% Recovery	Limits	Qualifiers	Batch	Extracted	Samp Size	Analyzed	Dilution
13C3-PFBS	IS	104	50 - 150		B8B0157	27-Feb-18	0.118 L	11-Mar-18 03:10	1
13C2-PFHxA	IS	91.8	50 - 150		B8B0157	27-Feb-18	0.118 L	11-Mar-18 03:10	1
13C4-PFHpA	IS	99.9	50 - 150		B8B0157	27-Feb-18	0.118 L	11-Mar-18 03:10	1
18O2-PFHxS	IS	97.9	50 - 150	D	B8B0157	27-Feb-18	0.118 L	08-Mar-18 23:38	10
13C2-PFOA	IS	91.2	50 - 150		B8B0157	27-Feb-18	0.118 L	11-Mar-18 03:10	1
13C8-PFOS	IS	106	50 - 150	D	B8B0157	27-Feb-18	0.118 L	08-Mar-18 23:38	10
13C5-PFNA	IS	81.7	50 - 150		B8B0157	27-Feb-18	0.118 L	11-Mar-18 03:10	1
13C2-PFDA	IS	79.2	50 - 150		B8B0157	27-Feb-18	0.118 L	11-Mar-18 03:10	1
d3-MeFOSAA	IS	76.3	50 - 150		B8B0157	27-Feb-18	0.118 L	11-Mar-18 03:10	1
13C2-PFUnA	IS	81.0	50 - 150		B8B0157	27-Feb-18	0.118 L	11-Mar-18 03:10	1
d5-EtFOSAA	IS	70.2	50 - 150		B8B0157	27-Feb-18	0.118 L	11-Mar-18 03:10	1
13C2-PFDoA	IS	92.9	50 - 150		B8B0157	27-Feb-18	0.118 L	11-Mar-18 03:10	1
13C2-PFTeDA	IS	117	50 - 150		B8B0157	27-Feb-18	0.118 L	11-Mar-18 03:10	1

DL - Detection Limit

LOD - Limit of Detection  
LOQ - Limit of quantitation

LCL-UCL- Lower control limit - upper control limit  
Results reported to the DL.

When reported, PFHxS, PFOA and PFOS include both linear and branched isomers.  
Only the linear isomer is reported for all other analytes.

**Sample ID: WI-AF-MW-114-0218**

**Modified EPA Method 537**

Client Data				Laboratory Data			
Name:	CH2M Hill	Matrix:	Aqueous	Lab Sample:	1800353-06	Column:	BEH C18
Project:	695610.04.F1.FS	Date Collected:	20-Feb-18 15:50	Date Received:	22-Feb-18 09:13		

Analyte	Conc. (ng/L)	DL	LOD	LOQ	Qualifiers	Batch	Extracted	Samp Size	Analyzed	Dilution
PFBS	68.6	1.88	5.25	8.42		B8B0157	27-Feb-18	0.119 L	11-Mar-18 03:56	1
PFHxA	544	2.30	5.25	8.42		B8B0157	27-Feb-18	0.119 L	11-Mar-18 03:56	1
PFHpA	368	0.622	5.25	8.42		B8B0157	27-Feb-18	0.119 L	11-Mar-18 03:56	1
PFHxS	2280	0.997	5.25	8.42		B8B0157	27-Feb-18	0.119 L	11-Mar-18 03:56	1
PFOA	549	0.685	5.25	8.42	B	B8B0157	27-Feb-18	0.119 L	11-Mar-18 03:56	1
PFOS	29200	8.50	52.5	84.2	D	B8B0157	27-Feb-18	0.119 L	08-Mar-18 23:49	10
PFNA	84.0	0.853	5.25	8.42		B8B0157	27-Feb-18	0.119 L	11-Mar-18 03:56	1
PFDA	22.3	1.57	5.25	8.42		B8B0157	27-Feb-18	0.119 L	11-Mar-18 03:56	1
MeFOSAA	ND	1.74	5.25	8.42		B8B0157	27-Feb-18	0.119 L	11-Mar-18 03:56	1
PFUnA	ND	1.11	5.25	8.42		B8B0157	27-Feb-18	0.119 L	11-Mar-18 03:56	1
EtFOSAA	ND	1.44	5.25	8.42		B8B0157	27-Feb-18	0.119 L	11-Mar-18 03:56	1
PFDoA	ND	0.834	5.25	8.42		B8B0157	27-Feb-18	0.119 L	11-Mar-18 03:56	1
PFTrDA	ND	0.520	5.25	8.42		B8B0157	27-Feb-18	0.119 L	11-Mar-18 03:56	1
PFTeDA	ND	0.795	5.25	8.42		B8B0157	27-Feb-18	0.119 L	11-Mar-18 03:56	1

Labeled Standards	Type	% Recovery	Limits	Qualifiers	Batch	Extracted	Samp Size	Analyzed	Dilution
13C3-PFBS	IS	95.7	50 - 150		B8B0157	27-Feb-18	0.119 L	11-Mar-18 03:56	1
13C2-PFHxA	IS	89.2	50 - 150		B8B0157	27-Feb-18	0.119 L	11-Mar-18 03:56	1
13C4-PFHpA	IS	94.9	50 - 150		B8B0157	27-Feb-18	0.119 L	11-Mar-18 03:56	1
18O2-PFHxS	IS	90.7	50 - 150		B8B0157	27-Feb-18	0.119 L	11-Mar-18 03:56	1
13C2-PFOA	IS	86.0	50 - 150		B8B0157	27-Feb-18	0.119 L	11-Mar-18 03:56	1
13C8-PFOS	IS	83.3	50 - 150	D	B8B0157	27-Feb-18	0.119 L	08-Mar-18 23:49	10
13C5-PFNA	IS	83.4	50 - 150		B8B0157	27-Feb-18	0.119 L	11-Mar-18 03:56	1
13C2-PFDA	IS	76.0	50 - 150		B8B0157	27-Feb-18	0.119 L	11-Mar-18 03:56	1
d3-MeFOSAA	IS	57.1	50 - 150		B8B0157	27-Feb-18	0.119 L	11-Mar-18 03:56	1
13C2-PFUnA	IS	63.2	50 - 150		B8B0157	27-Feb-18	0.119 L	11-Mar-18 03:56	1
d5-EtFOSAA	IS	66.5	50 - 150		B8B0157	27-Feb-18	0.119 L	11-Mar-18 03:56	1
13C2-PFDoA	IS	85.3	50 - 150		B8B0157	27-Feb-18	0.119 L	11-Mar-18 03:56	1
13C2-PFTeDA	IS	109	50 - 150		B8B0157	27-Feb-18	0.119 L	11-Mar-18 03:56	1

DL - Detection Limit

LOD - Limit of Detection  
LOQ - Limit of quantitation

LCL-UCL- Lower control limit - upper control limit  
Results reported to the DL.

When reported, PFHxS, PFOA and PFOS include both linear and branched isomers.  
Only the linear isomer is reported for all other analytes.

**Sample ID: WI-AF-EB03-022018**

**Modified EPA Method 537**

Client Data				Laboratory Data			
Name:	CH2M Hill	Matrix:	Aqueous	Lab Sample:	1800353-07	Column:	BEH C18
Project:	695610.04.F1.FS	Date Collected:	20-Feb-18 17:00	Date Received:	22-Feb-18 09:13		

Analyte	Conc. (ng/L)	DL	LOD	LOQ	Qualifiers	Batch	Extracted	Samp Size	Analyzed	Dilution
PFBS	ND	1.83	5.12	8.17		B8B0157	27-Feb-18	0.122 L	11-Mar-18 01:24	1
PFHxA	ND	2.23	5.12	8.17		B8B0157	27-Feb-18	0.122 L	11-Mar-18 01:24	1
PFHpA	ND	0.603	5.12	8.17		B8B0157	27-Feb-18	0.122 L	11-Mar-18 01:24	1
PFHxS	ND	0.967	5.12	8.17		B8B0157	27-Feb-18	0.122 L	11-Mar-18 01:24	1
PFOA	0.673	0.664	5.12	8.17	J, B	B8B0157	27-Feb-18	0.122 L	11-Mar-18 01:24	1
PFOS	ND	0.824	5.12	8.17		B8B0157	27-Feb-18	0.122 L	11-Mar-18 01:24	1
PFNA	ND	0.827	5.12	8.17		B8B0157	27-Feb-18	0.122 L	11-Mar-18 01:24	1
PFDA	ND	1.52	5.12	8.17		B8B0157	27-Feb-18	0.122 L	11-Mar-18 01:24	1
MeFOSAA	ND	1.68	5.12	8.17		B8B0157	27-Feb-18	0.122 L	11-Mar-18 01:24	1
PFUnA	ND	1.07	5.12	8.17		B8B0157	27-Feb-18	0.122 L	11-Mar-18 01:24	1
EtFOSAA	ND	1.40	5.12	8.17		B8B0157	27-Feb-18	0.122 L	11-Mar-18 01:24	1
PFDoA	ND	0.808	5.12	8.17		B8B0157	27-Feb-18	0.122 L	11-Mar-18 01:24	1
PFTrDA	ND	0.504	5.12	8.17		B8B0157	27-Feb-18	0.122 L	11-Mar-18 01:24	1
PFTeDA	ND	0.771	5.12	8.17		B8B0157	27-Feb-18	0.122 L	11-Mar-18 01:24	1

Labeled Standards	Type	% Recovery	Limits	Qualifiers	Batch	Extracted	Samp Size	Analyzed	Dilution
13C3-PFBS	IS	83.6	50 - 150		B8B0157	27-Feb-18	0.122 L	11-Mar-18 01:24	1
13C2-PFHxA	IS	85.9	50 - 150		B8B0157	27-Feb-18	0.122 L	11-Mar-18 01:24	1
13C4-PFHpA	IS	88.7	50 - 150		B8B0157	27-Feb-18	0.122 L	11-Mar-18 01:24	1
18O2-PFHxS	IS	83.0	50 - 150		B8B0157	27-Feb-18	0.122 L	11-Mar-18 01:24	1
13C2-PFOA	IS	85.8	50 - 150		B8B0157	27-Feb-18	0.122 L	11-Mar-18 01:24	1
13C8-PFOS	IS	96.9	50 - 150		B8B0157	27-Feb-18	0.122 L	11-Mar-18 01:24	1
13C5-PFNA	IS	85.4	50 - 150		B8B0157	27-Feb-18	0.122 L	11-Mar-18 01:24	1
13C2-PFDA	IS	70.9	50 - 150		B8B0157	27-Feb-18	0.122 L	11-Mar-18 01:24	1
d3-MeFOSAA	IS	53.4	50 - 150		B8B0157	27-Feb-18	0.122 L	11-Mar-18 01:24	1
13C2-PFUnA	IS	67.5	50 - 150		B8B0157	27-Feb-18	0.122 L	11-Mar-18 01:24	1
d5-EtFOSAA	IS	55.7	50 - 150		B8B0157	27-Feb-18	0.122 L	11-Mar-18 01:24	1
13C2-PFDoA	IS	74.4	50 - 150		B8B0157	27-Feb-18	0.122 L	11-Mar-18 01:24	1
13C2-PFTeDA	IS	88.2	50 - 150		B8B0157	27-Feb-18	0.122 L	11-Mar-18 01:24	1

DL - Detection Limit

LOD - Limit of Detection  
LOQ - Limit of quantitation

LCL-UCL- Lower control limit - upper control limit  
Results reported to the DL.

When reported, PFHxS, PFOA and PFOS include both linear and branched isomers.  
Only the linear isomer is reported for all other analytes.

## **DATA QUALIFIERS & ABBREVIATIONS**

<b>B</b>	<b>This compound was also detected in the method blank.</b>
<b>D</b>	<b>Dilution</b>
<b>E</b>	<b>The associated compound concentration exceeded the calibration range of the instrument.</b>
<b>H</b>	<b>Recovery and/or RPD was outside laboratory acceptance limits.</b>
<b>I</b>	<b>Chemical Interference</b>
<b>J</b>	<b>The amount detected is below the Reporting Limit/LOQ.</b>
<b>M</b>	<b>Estimated Maximum Possible Concentration. (CA Region 2 projects only)</b>
<b>*</b>	<b>See Cover Letter</b>
<b>Conc.</b>	<b>Concentration</b>
<b>NA</b>	<b>Not applicable</b>
<b>ND</b>	<b>Not Detected</b>
<b>TEQ</b>	<b>Toxic Equivalency</b>
<b>U</b>	<b>Not Detected (specific projects only)</b>

**Unless otherwise noted, solid sample results are reported in dry weight. Tissue samples are reported in wet weight.**

## CERTIFICATIONS

<b>Accrediting Authority</b>	<b>Certificate Number</b>
Alaska Department of Environmental Conservation	17-013
Arkansas Department of Environmental Quality	17-015-0
California Department of Health – ELAP	2892
DoD ELAP - A2LA Accredited - ISO/IEC 17025:2005	3091.01
Florida Department of Health	E87777-18
Hawaii Department of Health	N/A
Louisiana Department of Environmental Quality	01977
Maine Department of Health	2016026
Minnesota Department of Health	1322288
New Hampshire Environmental Accreditation Program	207717
New Jersey Department of Environmental Protection	CA003
New York Department of Health	11411
Oregon Laboratory Accreditation Program	4042-008
Pennsylvania Department of Environmental Protection	014
Texas Commission on Environmental Quality	T104704189-17-8
Virginia Department of General Services	9077
Washington Department of Ecology	C584
Wisconsin Department of Natural Resources	998036160

*Current certificates and lists of licensed parameters are located in the Quality Assurance office and are available upon request.*



# CHAIN OF CUSTODY

**For Laboratory Use Only**  
 Work Order #: 1800353 Temp: 0.0 °C  
 Storage ID: WR-2 Storage Secured: Yes  No

Project ID: 695610.04.FI.FS PO#: CTD-4041 Sampler: J. Ulrich  
 Invoice to: Name Rebecca Malo Company CH2M Address 1100 112th Ave Ste. 500 (name) City Belleve State WA Ph# (425) 698-9394 Fax#

TAT Standard:  21 days  
 (check one): Rush (surcharge may apply)  14 days  7 days (Specify): 10 Days

Relinquished by (printed name and signature) Shannon Fitzsimmons Date 02/20/18 Time 0944  
 Received by (printed name and signature) B. Benedict Date 02/20/18 Time 0944

SHIP TO: Vista Analytical Laboratory  
 1104 Windfield Way  
 El Dorado Hills, CA 95762  
 (916) 673-1520 \* Fax (916) 673-0106  
 Method of Shipment: Fed Ex  
 Tracking No.: \_\_\_\_\_

Sample ID	Date	Time	Location/Sample Description	Add Analysis(es) Requested										Comments				
				Quantity	Type	Matrix	PFOA/PFOS	UCMR3 PFAS List 6	537 List 14	Full List of 26	Other: Please List Below	PFOA/PFOS	UCMR3 PFAS List 6		PFAS List 14			
W1-AF-N2-S-0218	2/20/18	0955		2	P	AQ												
W1-AF-FB01-022018	2/20/18	1005		2	P	AQ												
W1-AF-MW-3-0218	2/20/18	1140		2	P	AQ												
W1-AF-MW-202-0218	2/20/18	1135		2	P	AQ												
W1-AF-MW-204-0218	2/20/18	1540		2	P	AQ												
W1-AF-MW-114-0218	2/20/18	1550		2	P	AQ												
W1-AF-EB03-022018	2/20/18	1700		2	P	AQ												

Special Instructions/Comments: \_\_\_\_\_  
 \_\_\_\_\_  
 \_\_\_\_\_

**SEND DOCUMENTATION AND RESULTS TO:**

Name: TIFFANY HILL  
 Company: CH2M  
 Address: 1100 CIRCLE BLVD Ste. 300  
 City: Corvallis State: OR Zip: 97330  
 Phone: (541) 768-3109 Fax: \_\_\_\_\_  
 Email: TIFFANY.HILL@CH2M.COM

Container Types: P= HDPE, PJ= HDPE Jar  
 Bottle Preservation Type: T = Thiosulfate, TZ = Trizma:  
 Matrix Types: AQ = Aqueous, DW = Drinking Water, EF = Effluent, PP = Pulp/Paper, SD = Sediment, SL = Sludge, SO = Soil, WW = Wastewater, B = Blood/Serum, O = Other:

Sample Log-in Checklist

Vista Work Order #: 1800353 TAT 10

Samples Arrival:	Date/Time 02/22/18 0913	Initials: JAB	Location: WR-2
Logged In:	Date/Time 02/22/18 1340	Initials: JAB	Location: WR-2 Shelf/Rack: NA
Delivered By:	<input checked="" type="radio"/> FedEx	<input type="radio"/> UPS	<input type="radio"/> On Trac
Preservation:	<input checked="" type="radio"/> Ice	<input type="radio"/> Blue Ice	<input type="radio"/> Dry Ice
Temp °C: 0.1 (uncorrected)	Time: 0933	Thermometer ID: IR-4	Other
Temp °C: 0.0 (corrected)	Probe used: Yes <input type="checkbox"/> No <input checked="" type="checkbox"/>		

	YES	NO	NA
Adequate Sample Volume Received?	✓		
Holding Time Acceptable?	✓		
Shipping Container(s) Intact?	✓		
Shipping Custody Seals Intact?	✓		
Shipping Documentation Present?	✓		
Airbill	Trk # 7898 3081 1431	✓	
Sample Container Intact?	✓		
Sample Custody Seals Intact?			✓
Chain of Custody / Sample Documentation Present?	✓		
COC Anomaly/Sample Acceptance Form completed?		✓	✓
If Chlorinated or Drinking Water Samples, Acceptable Preservation?			✓
Preservation Documented:	Na <sub>2</sub> S <sub>2</sub> O <sub>3</sub>	Trizma	None
Shipping Container	Vista	<input checked="" type="radio"/> Client	<input type="radio"/> Retain
		<input checked="" type="radio"/> Return	<input type="radio"/> Dispose

Comments:



March 14, 2018

**Vista Work Order No. 1800353**

Ms. Tiffany Hill  
CH2M Hill  
1100 NE Circle Blvd. Suite 300  
Corvallis, OR 97330

Dear Ms. Hill,

Enclosed are the results for the sample set received at Vista Analytical Laboratory on February 22, 2018. This sample set was analyzed on a rush turn-around time, under your Project Name '695610.04.F1.FS'.

Vista Analytical Laboratory is committed to serving you effectively. If you require additional information, please contact me at 916-673-1520 or by email at [mmaier@vista-analytical.com](mailto:mmaier@vista-analytical.com).

Thank you for choosing Vista as part of your analytical support team.

Sincerely,

Martha Maier  
Laboratory Director



*Vista Analytical Laboratory certifies that the report herein meets all the requirements set forth by NELAP for those applicable test methods. Results relate only to the samples as received by the laboratory. This report should not be reproduced except in full without the written approval of Vista.*



**Vista Work Order No. 1800353**

**Case Narrative**

**Sample Condition on Receipt:**

Seven aqueous samples were received in good condition and within the method temperature requirements. The samples were received and stored securely in accordance with Vista standard operating procedures and EPA methodology.

**Analytical Notes:**

**Modified EPA Method 537**

Samples "WI-AF-N2-5-0218", "WI-AF-MW-3-0218" and "WI-AF-MW-202-0218" contained particulate and were centrifuged prior to extraction.

The samples were extracted and analyzed for a selected list of PFAS using Modified EPA Method 537.

**Holding Times**

The samples were extracted and analyzed within the method hold times.

**Quality Control**

The Initial Calibration and Continuing Calibration Verifications met the method acceptance criteria.

A Method Blank and Laboratory Control Sample (LCS)/Laboratory Control Sample Duplicate (LCSD) were extracted and analyzed with the preparation batch. No analytes were detected in the Method Blank above 1/2 of the LOQ concentrations. The LCS/LCSD recoveries were within the acceptance criteria.

The labeled standard recoveries were within the acceptance criteria.

## TABLE OF CONTENTS

Case Narrative.....	1
Table of Contents.....	3
Sample Inventory.....	4
Analytical Results.....	5
Qualifiers.....	15
Certifications.....	16
Sample Receipt.....	17
Extraction Information.....	19
Sample Data - Modified EPA Method 537.....	24
IIS Areas, IBs and CCVs.....	120
ICAL with ICV and IB.....	241

# Sample Inventory Report

<b>Vista Sample ID</b>	<b>Client Sample ID</b>	<b>Sampled</b>	<b>Received</b>	<b>Components/Containers</b>
1800353-01	WI-AF-N2-5-0218	20-Feb-18 09:55	22-Feb-18 09:13	HDPE Bottle, 125 mL
1800353-02	WI-AF-FB01-022018	20-Feb-18 10:05	22-Feb-18 09:13	HDPE Bottle, 125 mL
1800353-03	WI-AF-MW-3-0218	20-Feb-18 11:40	22-Feb-18 09:13	HDPE Bottle, 125 mL
1800353-04	WI-AF-MW-202-0218	20-Feb-18 11:35	22-Feb-18 09:13	HDPE Bottle, 125 mL
1800353-05	WI-AF-MW-204-0218	20-Feb-18 15:40	22-Feb-18 09:13	HDPE Bottle, 125 mL
1800353-06	WI-AF-MW-114-0218	20-Feb-18 15:50	22-Feb-18 09:13	HDPE Bottle, 125 mL
1800353-07	WI-AF-EB03-022018	20-Feb-18 17:00	22-Feb-18 09:13	HDPE Bottle, 125 mL

## **ANALYTICAL RESULTS**

**Sample ID: Method Blank**
**Modified EPA Method 537**

Client Data				Laboratory Data			
Name:	CH2M Hill	Matrix:	Aqueous	Lab Sample:	B8B0157-BLK1	Column:	BEH C18
Project:	695610.04.F1.FS						

Analyte	Conc. (ng/L)	DL	LOD	LOQ	Qualifiers	Batch	Extracted	Samp Size	Analyzed	Dilution
PFBS	ND	0.895	2.50	4.00		B8B0157	27-Feb-18	0.250 L	10-Mar-18 22:31	1
PFHxA	ND	1.09	2.50	4.00		B8B0157	27-Feb-18	0.250 L	10-Mar-18 22:31	1
PFHpA	ND	0.296	2.50	4.00		B8B0157	27-Feb-18	0.250 L	10-Mar-18 22:31	1
PFHxS	ND	0.474	2.50	4.00		B8B0157	27-Feb-18	0.250 L	10-Mar-18 22:31	1
PFOA	0.374	0.326	2.50	4.00	J	B8B0157	27-Feb-18	0.250 L	10-Mar-18 22:31	1
PFOS	ND	0.404	2.50	4.00		B8B0157	27-Feb-18	0.250 L	10-Mar-18 22:31	1
PFNA	ND	0.405	2.50	4.00		B8B0157	27-Feb-18	0.250 L	10-Mar-18 22:31	1
PFDA	ND	0.745	2.50	4.00		B8B0157	27-Feb-18	0.250 L	10-Mar-18 22:31	1
MeFOSAA	ND	0.825	2.50	4.00		B8B0157	27-Feb-18	0.250 L	10-Mar-18 22:31	1
PFUnA	ND	0.525	2.50	4.00		B8B0157	27-Feb-18	0.250 L	10-Mar-18 22:31	1
EtFOSAA	ND	0.685	2.50	4.00		B8B0157	27-Feb-18	0.250 L	10-Mar-18 22:31	1
PFDoA	ND	0.396	2.50	4.00		B8B0157	27-Feb-18	0.250 L	10-Mar-18 22:31	1
PFTrDA	ND	0.247	2.50	4.00		B8B0157	27-Feb-18	0.250 L	10-Mar-18 22:31	1
PFTeDA	ND	0.378	2.50	4.00		B8B0157	27-Feb-18	0.250 L	10-Mar-18 22:31	1

Labeled Standards	Type	% Recovery	Limits	Qualifiers	Batch	Extracted	Samp Size	Analyzed	Dilution
13C3-PFBS	IS	102	50 - 150		B8B0157	27-Feb-18	0.250 L	10-Mar-18 22:31	1
13C2-PFHxA	IS	91.2	50 - 150		B8B0157	27-Feb-18	0.250 L	10-Mar-18 22:31	1
13C4-PFHpA	IS	99.6	50 - 150		B8B0157	27-Feb-18	0.250 L	10-Mar-18 22:31	1
18O2-PFHxS	IS	89.2	50 - 150		B8B0157	27-Feb-18	0.250 L	10-Mar-18 22:31	1
13C2-PFOA	IS	90.8	50 - 150		B8B0157	27-Feb-18	0.250 L	10-Mar-18 22:31	1
13C8-PFOS	IS	98.6	50 - 150		B8B0157	27-Feb-18	0.250 L	10-Mar-18 22:31	1
13C5-PFNA	IS	86.2	50 - 150		B8B0157	27-Feb-18	0.250 L	10-Mar-18 22:31	1
13C2-PFDA	IS	80.9	50 - 150		B8B0157	27-Feb-18	0.250 L	10-Mar-18 22:31	1
d3-MeFOSAA	IS	74.1	50 - 150		B8B0157	27-Feb-18	0.250 L	10-Mar-18 22:31	1
13C2-PFUnA	IS	84.8	50 - 150		B8B0157	27-Feb-18	0.250 L	10-Mar-18 22:31	1
d5-EtFOSAA	IS	73.6	50 - 150		B8B0157	27-Feb-18	0.250 L	10-Mar-18 22:31	1
13C2-PFDoA	IS	89.1	50 - 150		B8B0157	27-Feb-18	0.250 L	10-Mar-18 22:31	1
13C2-PFTeDA	IS	115	50 - 150		B8B0157	27-Feb-18	0.250 L	10-Mar-18 22:31	1

DL - Detection Limit

 LOD - Limit of Detection  
 LOQ - Limit of quantitation

 LCL-UCL- Lower control limit - upper control limit  
 Results reported to the DL.

 When reported, PFHxS, PFOA and PFOS include both linear and branched isomers.  
 Only the linear isomer is reported for all other analytes.

LCS/LCSD Results

Modified EPA Method 537

Matrix: Aqueous  
Sample Size: 0.250 L

QC Batch: B8B0157  
Date Extracted: 27-Feb-2018 8:40

Lab Sample: B8B0157-BS1/B8B0157-BSD1  
Date Analyzed: 10-Mar-18 22:08 Column: BEH C18  
10-Mar-18 22:20 Column: BEH C18

Analyte	LCS-%R	LCSD-%R	RPD	Labeled Standard	LCS-%R	LCSD-%R
PFBS	110	105	4.69	IS 13C3-PFBS	93.4	90.8
PFHxA	121	122	1.24	IS 13C2-PFHxA	90.4	91.5
PFHpA	118	115	2.71	IS 13C4-PFHpA	93.4	94.0
PFHxS	124	115	7.53	IS 18O2-PFHxS	83.2	95.7
PFOA	111	113	1.51	IS 13C2-PFOA	83.8	97.6
PFOS	109	102	7.19	IS 13C8-PFOS	92.8	97.0
PFNA	120	119	0.275	IS 13C5-PFNA	77.9	79.5
PFDA	100	122	20.1	IS 13C2-PFDA	78.7	72.9
MeFOSAA	105	109	4.13	IS d3-MeFOSAA	62.4	58.8
PFUnA	107	117	8.28	IS 13C2-PFUnA	73.7	69.0
EtFOSAA	126	125	0.874	IS d5-EtFOSAA	56.8	60.5
PFDoA	116	83.3	33.2	IS 13C2-PFDoA	78.3	87.3
PFTTrDA	101	88.4	13.5	IS 13C2-PFTeDA	86.2	102
PFTeDA	116	92.8	21.9			

LCL-UCL - Lower control limit - upper control limit

**Sample ID: WI-AF-N2-5-0218**

**Modified EPA Method 537**

Client Data					Laboratory Data					
Name:	CH2M Hill	Matrix:	Aqueous		Lab Sample:	1800353-01	Column:	BEH C18		
Project:	695610.04.F1.FS	Date Collected:	20-Feb-18 09:55		Date Received:	22-Feb-18 09:13				

Analyte	Conc. (ng/L)	DL	LOD	LOQ	Qualifiers	Batch	Extracted	Samp Size	Analyzed	Dilution
PFBS	38.8	2.01	5.63	8.99		B8B0157	27-Feb-18	0.111 L	11-Mar-18 01:35	1
PFHxA	330	2.45	5.63	8.99		B8B0157	27-Feb-18	0.111 L	11-Mar-18 01:35	1
PFHpA	223	0.664	5.63	8.99		B8B0157	27-Feb-18	0.111 L	11-Mar-18 01:35	1
PFHxS	995	1.06	5.63	8.99		B8B0157	27-Feb-18	0.111 L	11-Mar-18 01:35	1
PFOA	338	0.732	5.63	8.99	B	B8B0157	27-Feb-18	0.111 L	11-Mar-18 01:35	1
PFOS	14500	9.07	56.3	89.9	D	B8B0157	27-Feb-18	0.111 L	08-Mar-18 23:03	10
PFNA	50.9	0.910	5.63	8.99		B8B0157	27-Feb-18	0.111 L	11-Mar-18 01:35	1
PFDA	22.3	1.67	5.63	8.99		B8B0157	27-Feb-18	0.111 L	11-Mar-18 01:35	1
MeFOSAA	ND	1.85	5.63	8.99		B8B0157	27-Feb-18	0.111 L	11-Mar-18 01:35	1
PFUnA	ND	1.18	5.63	8.99		B8B0157	27-Feb-18	0.111 L	11-Mar-18 01:35	1
EtFOSAA	ND	1.54	5.63	8.99		B8B0157	27-Feb-18	0.111 L	11-Mar-18 01:35	1
PFDoA	ND	0.890	5.63	8.99		B8B0157	27-Feb-18	0.111 L	11-Mar-18 01:35	1
PFTrDA	ND	0.555	5.63	8.99		B8B0157	27-Feb-18	0.111 L	11-Mar-18 01:35	1
PFTeDA	ND	0.849	5.63	8.99		B8B0157	27-Feb-18	0.111 L	11-Mar-18 01:35	1

Labeled Standards	Type	% Recovery	Limits	Qualifiers	Batch	Extracted	Samp Size	Analyzed	Dilution
13C3-PFBS	IS	102	50 - 150		B8B0157	27-Feb-18	0.111 L	11-Mar-18 01:35	1
13C2-PFHxA	IS	93.6	50 - 150		B8B0157	27-Feb-18	0.111 L	11-Mar-18 01:35	1
13C4-PFHpA	IS	104	50 - 150		B8B0157	27-Feb-18	0.111 L	11-Mar-18 01:35	1
18O2-PFHxS	IS	87.4	50 - 150		B8B0157	27-Feb-18	0.111 L	11-Mar-18 01:35	1
13C2-PFOA	IS	91.0	50 - 150		B8B0157	27-Feb-18	0.111 L	11-Mar-18 01:35	1
13C8-PFOS	IS	87.7	50 - 150	D	B8B0157	27-Feb-18	0.111 L	08-Mar-18 23:03	10
13C5-PFNA	IS	86.5	50 - 150		B8B0157	27-Feb-18	0.111 L	11-Mar-18 01:35	1
13C2-PFDA	IS	75.7	50 - 150		B8B0157	27-Feb-18	0.111 L	11-Mar-18 01:35	1
d3-MeFOSAA	IS	60.5	50 - 150		B8B0157	27-Feb-18	0.111 L	11-Mar-18 01:35	1
13C2-PFUnA	IS	79.2	50 - 150		B8B0157	27-Feb-18	0.111 L	11-Mar-18 01:35	1
d5-EtFOSAA	IS	63.7	50 - 150		B8B0157	27-Feb-18	0.111 L	11-Mar-18 01:35	1
13C2-PFDoA	IS	87.9	50 - 150		B8B0157	27-Feb-18	0.111 L	11-Mar-18 01:35	1
13C2-PFTeDA	IS	86.5	50 - 150		B8B0157	27-Feb-18	0.111 L	11-Mar-18 01:35	1

DL - Detection Limit

LOD - Limit of Detection  
LOQ - Limit of quantitation

LCL-UCL- Lower control limit - upper control limit  
Results reported to the DL.

When reported, PFHxS, PFOA and PFOS include both linear and branched isomers.  
Only the linear isomer is reported for all other analytes.

**Sample ID: WI-AF-FB01-022018**

**Modified EPA Method 537**

Client Data				Laboratory Data			
Name:	CH2M Hill	Matrix:	Aqueous	Lab Sample:	1800353-02	Column:	BEH C18
Project:	695610.04.F1.FS	Date Collected:	20-Feb-18 10:05	Date Received:	22-Feb-18 09:13		

Analyte	Conc. (ng/L)	DL	LOD	LOQ	Qualifiers	Batch	Extracted	Samp Size	Analyzed	Dilution
PFBS	ND	1.87	5.21	8.36		B8B0157	27-Feb-18	0.120 L	11-Mar-18 01:12	1
PFHxA	ND	2.28	5.21	8.36		B8B0157	27-Feb-18	0.120 L	11-Mar-18 01:12	1
PFHpA	ND	0.618	5.21	8.36		B8B0157	27-Feb-18	0.120 L	11-Mar-18 01:12	1
PFHxS	ND	0.990	5.21	8.36		B8B0157	27-Feb-18	0.120 L	11-Mar-18 01:12	1
PFOA	ND	0.681	5.21	8.36		B8B0157	27-Feb-18	0.120 L	11-Mar-18 01:12	1
PFOS	ND	0.844	5.21	8.36		B8B0157	27-Feb-18	0.120 L	11-Mar-18 01:12	1
PFNA	ND	0.847	5.21	8.36		B8B0157	27-Feb-18	0.120 L	11-Mar-18 01:12	1
PFDA	ND	1.56	5.21	8.36		B8B0157	27-Feb-18	0.120 L	11-Mar-18 01:12	1
MeFOSAA	ND	1.72	5.21	8.36		B8B0157	27-Feb-18	0.120 L	11-Mar-18 01:12	1
PFUnA	ND	1.10	5.21	8.36		B8B0157	27-Feb-18	0.120 L	11-Mar-18 01:12	1
EtFOSAA	ND	1.43	5.21	8.36		B8B0157	27-Feb-18	0.120 L	11-Mar-18 01:12	1
PFDoA	ND	0.828	5.21	8.36		B8B0157	27-Feb-18	0.120 L	11-Mar-18 01:12	1
PFTrDA	ND	0.516	5.21	8.36		B8B0157	27-Feb-18	0.120 L	11-Mar-18 01:12	1
PFTeDA	ND	0.789	5.21	8.36		B8B0157	27-Feb-18	0.120 L	11-Mar-18 01:12	1

Labeled Standards	Type	% Recovery	Limits	Qualifiers	Batch	Extracted	Samp Size	Analyzed	Dilution
13C3-PFBS	IS	111	50 - 150		B8B0157	27-Feb-18	0.120 L	11-Mar-18 01:12	1
13C2-PFHxA	IS	97.8	50 - 150		B8B0157	27-Feb-18	0.120 L	11-Mar-18 01:12	1
13C4-PFHpA	IS	107	50 - 150		B8B0157	27-Feb-18	0.120 L	11-Mar-18 01:12	1
18O2-PFHxS	IS	97.4	50 - 150		B8B0157	27-Feb-18	0.120 L	11-Mar-18 01:12	1
13C2-PFOA	IS	92.0	50 - 150		B8B0157	27-Feb-18	0.120 L	11-Mar-18 01:12	1
13C8-PFOS	IS	81.0	50 - 150		B8B0157	27-Feb-18	0.120 L	11-Mar-18 01:12	1
13C5-PFNA	IS	95.2	50 - 150		B8B0157	27-Feb-18	0.120 L	11-Mar-18 01:12	1
13C2-PFDA	IS	66.7	50 - 150		B8B0157	27-Feb-18	0.120 L	11-Mar-18 01:12	1
d3-MeFOSAA	IS	55.5	50 - 150		B8B0157	27-Feb-18	0.120 L	11-Mar-18 01:12	1
13C2-PFUnA	IS	66.8	50 - 150		B8B0157	27-Feb-18	0.120 L	11-Mar-18 01:12	1
d5-EtFOSAA	IS	56.4	50 - 150		B8B0157	27-Feb-18	0.120 L	11-Mar-18 01:12	1
13C2-PFDoA	IS	74.4	50 - 150		B8B0157	27-Feb-18	0.120 L	11-Mar-18 01:12	1
13C2-PFTeDA	IS	96.2	50 - 150		B8B0157	27-Feb-18	0.120 L	11-Mar-18 01:12	1

DL - Detection Limit

LOD - Limit of Detection  
LOQ - Limit of quantitation

LCL-UCL- Lower control limit - upper control limit  
Results reported to the DL.

When reported, PFHxS, PFOA and PFOS include both linear and branched isomers.  
Only the linear isomer is reported for all other analytes.



**Sample ID: WI-AF-MW-3-0218**

**Modified EPA Method 537**

Client Data					Laboratory Data					
Name:	CH2M Hill	Matrix:	Aqueous		Lab Sample:	1800353-03	Column:	BEH C18		
Project:	695610.04.F1.FS	Date Collected:	20-Feb-18 11:40		Date Received:	22-Feb-18 09:13				

Analyte	Conc. (ng/L)	DL	LOD	LOQ	Qualifiers	Batch	Extracted	Samp Size	Analyzed	Dilution
PFBS	49.0	1.91	5.34	8.52		B8B0157	27-Feb-18	0.117 L	11-Mar-18 01:47	1
PFHxA	363	2.32	5.34	8.52		B8B0157	27-Feb-18	0.117 L	11-Mar-18 01:47	1
PFHpA	371	0.629	5.34	8.52		B8B0157	27-Feb-18	0.117 L	11-Mar-18 01:47	1
PFHxS	1020	1.01	5.34	8.52		B8B0157	27-Feb-18	0.117 L	11-Mar-18 01:47	1
PFOA	312	0.693	5.34	8.52	B	B8B0157	27-Feb-18	0.117 L	11-Mar-18 01:47	1
PFOS	6050	4.30	26.7	42.6	D	B8B0157	27-Feb-18	0.117 L	08-Mar-18 23:15	5
PFNA	45.9	0.862	5.34	8.52		B8B0157	27-Feb-18	0.117 L	11-Mar-18 01:47	1
PFDA	6.64	1.59	5.34	8.52	J	B8B0157	27-Feb-18	0.117 L	11-Mar-18 01:47	1
MeFOSAA	ND	1.76	5.34	8.52		B8B0157	27-Feb-18	0.117 L	11-Mar-18 01:47	1
PFUnA	ND	1.12	5.34	8.52		B8B0157	27-Feb-18	0.117 L	11-Mar-18 01:47	1
EtFOSAA	ND	1.46	5.34	8.52		B8B0157	27-Feb-18	0.117 L	11-Mar-18 01:47	1
PFDoA	ND	0.843	5.34	8.52		B8B0157	27-Feb-18	0.117 L	11-Mar-18 01:47	1
PFTrDA	ND	0.526	5.34	8.52		B8B0157	27-Feb-18	0.117 L	11-Mar-18 01:47	1
PFTeDA	ND	0.804	5.34	8.52		B8B0157	27-Feb-18	0.117 L	11-Mar-18 01:47	1

Labeled Standards	Type	% Recovery	Limits	Qualifiers	Batch	Extracted	Samp Size	Analyzed	Dilution
13C3-PFBS	IS	98.1	50 - 150		B8B0157	27-Feb-18	0.117 L	11-Mar-18 01:47	1
13C2-PFHxA	IS	94.7	50 - 150		B8B0157	27-Feb-18	0.117 L	11-Mar-18 01:47	1
13C4-PFHpA	IS	94.0	50 - 150		B8B0157	27-Feb-18	0.117 L	11-Mar-18 01:47	1
18O2-PFHxS	IS	96.5	50 - 150		B8B0157	27-Feb-18	0.117 L	11-Mar-18 01:47	1
13C2-PFOA	IS	91.6	50 - 150		B8B0157	27-Feb-18	0.117 L	11-Mar-18 01:47	1
13C8-PFOS	IS	79.8	50 - 150	D	B8B0157	27-Feb-18	0.117 L	08-Mar-18 23:15	5
13C5-PFNA	IS	87.4	50 - 150		B8B0157	27-Feb-18	0.117 L	11-Mar-18 01:47	1
13C2-PFDA	IS	83.0	50 - 150		B8B0157	27-Feb-18	0.117 L	11-Mar-18 01:47	1
d3-MeFOSAA	IS	67.4	50 - 150		B8B0157	27-Feb-18	0.117 L	11-Mar-18 01:47	1
13C2-PFUnA	IS	90.6	50 - 150		B8B0157	27-Feb-18	0.117 L	11-Mar-18 01:47	1
d5-EtFOSAA	IS	68.2	50 - 150		B8B0157	27-Feb-18	0.117 L	11-Mar-18 01:47	1
13C2-PFDoA	IS	88.8	50 - 150		B8B0157	27-Feb-18	0.117 L	11-Mar-18 01:47	1
13C2-PFTeDA	IS	121	50 - 150		B8B0157	27-Feb-18	0.117 L	11-Mar-18 01:47	1

DL - Detection Limit

LOD - Limit of Detection  
LOQ - Limit of quantitation

LCL-UCL- Lower control limit - upper control limit  
Results reported to the DL.

When reported, PFHxS, PFOA and PFOS include both linear and branched isomers.  
Only the linear isomer is reported for all other analytes.

**Sample ID: WI-AF-MW-202-0218**

**Modified EPA Method 537**

Client Data				Laboratory Data			
Name:	CH2M Hill	Matrix:	Aqueous	Lab Sample:	1800353-04	Column:	BEH C18
Project:	695610.04.F1.FS	Date Collected:	20-Feb-18 11:35	Date Received:	22-Feb-18 09:13		

Analyte	Conc. (ng/L)	DL	LOD	LOQ	Qualifiers	Batch	Extracted	Samp Size	Analyzed	Dilution
PFBS	126	1.99	5.53	8.88		B8B0157	27-Feb-18	0.113 L	11-Mar-18 01:58	1
PFHxA	1020	2.42	5.53	8.88		B8B0157	27-Feb-18	0.113 L	11-Mar-18 01:58	1
PFHpA	735	0.656	5.53	8.88		B8B0157	27-Feb-18	0.113 L	11-Mar-18 01:58	1
PFHxS	3870	1.05	5.53	8.88		B8B0157	27-Feb-18	0.113 L	11-Mar-18 01:58	1
PFOA	815	0.723	5.53	8.88	B	B8B0157	27-Feb-18	0.113 L	11-Mar-18 01:58	1
PFOS	10900	8.96	55.3	88.8	D	B8B0157	27-Feb-18	0.113 L	08-Mar-18 23:26	10
PFNA	160	0.900	5.53	8.88		B8B0157	27-Feb-18	0.113 L	11-Mar-18 01:58	1
PFDA	63.2	1.65	5.53	8.88		B8B0157	27-Feb-18	0.113 L	11-Mar-18 01:58	1
MeFOSAA	ND	1.83	5.53	8.88		B8B0157	27-Feb-18	0.113 L	11-Mar-18 01:58	1
PFUnA	11.1	1.17	5.53	8.88		B8B0157	27-Feb-18	0.113 L	11-Mar-18 01:58	1
EtFOSAA	ND	1.52	5.53	8.88		B8B0157	27-Feb-18	0.113 L	11-Mar-18 01:58	1
PFDoA	ND	0.880	5.53	8.88		B8B0157	27-Feb-18	0.113 L	11-Mar-18 01:58	1
PFTrDA	ND	0.549	5.53	8.88		B8B0157	27-Feb-18	0.113 L	11-Mar-18 01:58	1
PFTeDA	ND	0.838	5.53	8.88		B8B0157	27-Feb-18	0.113 L	11-Mar-18 01:58	1

Labeled Standards	Type	% Recovery	Limits	Qualifiers	Batch	Extracted	Samp Size	Analyzed	Dilution
13C3-PFBS	IS	102	50 - 150		B8B0157	27-Feb-18	0.113 L	11-Mar-18 01:58	1
13C2-PFHxA	IS	93.0	50 - 150		B8B0157	27-Feb-18	0.113 L	11-Mar-18 01:58	1
13C4-PFHpA	IS	95.5	50 - 150		B8B0157	27-Feb-18	0.113 L	11-Mar-18 01:58	1
18O2-PFHxS	IS	93.3	50 - 150		B8B0157	27-Feb-18	0.113 L	11-Mar-18 01:58	1
13C2-PFOA	IS	85.0	50 - 150		B8B0157	27-Feb-18	0.113 L	11-Mar-18 01:58	1
13C8-PFOS	IS	91.9	50 - 150	D	B8B0157	27-Feb-18	0.113 L	08-Mar-18 23:26	10
13C5-PFNA	IS	78.0	50 - 150		B8B0157	27-Feb-18	0.113 L	11-Mar-18 01:58	1
13C2-PFDA	IS	74.3	50 - 150		B8B0157	27-Feb-18	0.113 L	11-Mar-18 01:58	1
d3-MeFOSAA	IS	71.2	50 - 150		B8B0157	27-Feb-18	0.113 L	11-Mar-18 01:58	1
13C2-PFUnA	IS	81.4	50 - 150		B8B0157	27-Feb-18	0.113 L	11-Mar-18 01:58	1
d5-EtFOSAA	IS	72.0	50 - 150		B8B0157	27-Feb-18	0.113 L	11-Mar-18 01:58	1
13C2-PFDoA	IS	85.7	50 - 150		B8B0157	27-Feb-18	0.113 L	11-Mar-18 01:58	1
13C2-PFTeDA	IS	106	50 - 150		B8B0157	27-Feb-18	0.113 L	11-Mar-18 01:58	1

DL - Detection Limit

LOD - Limit of Detection  
LOQ - Limit of quantitation

LCL-UCL- Lower control limit - upper control limit  
Results reported to the DL.

When reported, PFHxS, PFOA and PFOS include both linear and branched isomers.  
Only the linear isomer is reported for all other analytes.

**Sample ID: WI-AF-MW-204-0218**

**Modified EPA Method 537**

Client Data				Laboratory Data			
Name:	CH2M Hill	Matrix:	Aqueous	Lab Sample:	1800353-05	Column:	BEH C18
Project:	695610.04.F1.FS	Date Collected:	20-Feb-18 15:40	Date Received:	22-Feb-18 09:13		

Analyte	Conc. (ng/L)	DL	LOD	LOQ	Qualifiers	Batch	Extracted	Samp Size	Analyzed	Dilution
PFBS	63.6	1.90	5.30	8.47		B8B0157	27-Feb-18	0.118 L	11-Mar-18 03:10	1
PFHxA	1470	2.31	5.30	8.47		B8B0157	27-Feb-18	0.118 L	11-Mar-18 03:10	1
PFHpA	1140	0.626	5.30	8.47		B8B0157	27-Feb-18	0.118 L	11-Mar-18 03:10	1
PFHxS	4580	10.0	53.0	84.7	D	B8B0157	27-Feb-18	0.118 L	08-Mar-18 23:38	10
PFOA	2520	0.689	5.30	8.47	B	B8B0157	27-Feb-18	0.118 L	11-Mar-18 03:10	1
PFOS	20600	8.54	53.0	84.7	D	B8B0157	27-Feb-18	0.118 L	08-Mar-18 23:38	10
PFNA	378	0.858	5.30	8.47		B8B0157	27-Feb-18	0.118 L	11-Mar-18 03:10	1
PFDA	70.7	1.58	5.30	8.47		B8B0157	27-Feb-18	0.118 L	11-Mar-18 03:10	1
MeFOSAA	ND	1.75	5.30	8.47		B8B0157	27-Feb-18	0.118 L	11-Mar-18 03:10	1
PFUnA	ND	1.11	5.30	8.47		B8B0157	27-Feb-18	0.118 L	11-Mar-18 03:10	1
EtFOSAA	ND	1.45	5.30	8.47		B8B0157	27-Feb-18	0.118 L	11-Mar-18 03:10	1
PFDoA	ND	0.838	5.30	8.47		B8B0157	27-Feb-18	0.118 L	11-Mar-18 03:10	1
PFTrDA	ND	0.523	5.30	8.47		B8B0157	27-Feb-18	0.118 L	11-Mar-18 03:10	1
PFTeDA	ND	0.799	5.30	8.47		B8B0157	27-Feb-18	0.118 L	11-Mar-18 03:10	1

Labeled Standards	Type	% Recovery	Limits	Qualifiers	Batch	Extracted	Samp Size	Analyzed	Dilution
13C3-PFBS	IS	104	50 - 150		B8B0157	27-Feb-18	0.118 L	11-Mar-18 03:10	1
13C2-PFHxA	IS	91.8	50 - 150		B8B0157	27-Feb-18	0.118 L	11-Mar-18 03:10	1
13C4-PFHpA	IS	99.9	50 - 150		B8B0157	27-Feb-18	0.118 L	11-Mar-18 03:10	1
18O2-PFHxS	IS	97.9	50 - 150	D	B8B0157	27-Feb-18	0.118 L	08-Mar-18 23:38	10
13C2-PFOA	IS	91.2	50 - 150		B8B0157	27-Feb-18	0.118 L	11-Mar-18 03:10	1
13C8-PFOS	IS	106	50 - 150	D	B8B0157	27-Feb-18	0.118 L	08-Mar-18 23:38	10
13C5-PFNA	IS	81.7	50 - 150		B8B0157	27-Feb-18	0.118 L	11-Mar-18 03:10	1
13C2-PFDA	IS	79.2	50 - 150		B8B0157	27-Feb-18	0.118 L	11-Mar-18 03:10	1
d3-MeFOSAA	IS	76.3	50 - 150		B8B0157	27-Feb-18	0.118 L	11-Mar-18 03:10	1
13C2-PFUnA	IS	81.0	50 - 150		B8B0157	27-Feb-18	0.118 L	11-Mar-18 03:10	1
d5-EtFOSAA	IS	70.2	50 - 150		B8B0157	27-Feb-18	0.118 L	11-Mar-18 03:10	1
13C2-PFDoA	IS	92.9	50 - 150		B8B0157	27-Feb-18	0.118 L	11-Mar-18 03:10	1
13C2-PFTeDA	IS	117	50 - 150		B8B0157	27-Feb-18	0.118 L	11-Mar-18 03:10	1

DL - Detection Limit

LOD - Limit of Detection  
LOQ - Limit of quantitation

LCL-UCL- Lower control limit - upper control limit  
Results reported to the DL.

When reported, PFHxS, PFOA and PFOS include both linear and branched isomers.  
Only the linear isomer is reported for all other analytes.

**Sample ID: WI-AF-MW-114-0218**

**Modified EPA Method 537**

Client Data					Laboratory Data					
Name:	CH2M Hill	Matrix:	Aqueous		Lab Sample:	1800353-06	Column:	BEH C18		
Project:	695610.04.F1.FS	Date Collected:	20-Feb-18 15:50		Date Received:	22-Feb-18 09:13				

Analyte	Conc. (ng/L)	DL	LOD	LOQ	Qualifiers	Batch	Extracted	Samp Size	Analyzed	Dilution
PFBS	68.6	1.88	5.25	8.42		B8B0157	27-Feb-18	0.119 L	11-Mar-18 03:56	1
PFHxA	544	2.30	5.25	8.42		B8B0157	27-Feb-18	0.119 L	11-Mar-18 03:56	1
PFHpA	368	0.622	5.25	8.42		B8B0157	27-Feb-18	0.119 L	11-Mar-18 03:56	1
PFHxS	2280	0.997	5.25	8.42		B8B0157	27-Feb-18	0.119 L	11-Mar-18 03:56	1
PFOA	549	0.685	5.25	8.42	B	B8B0157	27-Feb-18	0.119 L	11-Mar-18 03:56	1
PFOS	29200	8.50	52.5	84.2	D	B8B0157	27-Feb-18	0.119 L	08-Mar-18 23:49	10
PFNA	84.0	0.853	5.25	8.42		B8B0157	27-Feb-18	0.119 L	11-Mar-18 03:56	1
PFDA	22.3	1.57	5.25	8.42		B8B0157	27-Feb-18	0.119 L	11-Mar-18 03:56	1
MeFOSAA	ND	1.74	5.25	8.42		B8B0157	27-Feb-18	0.119 L	11-Mar-18 03:56	1
PFUnA	ND	1.11	5.25	8.42		B8B0157	27-Feb-18	0.119 L	11-Mar-18 03:56	1
EtFOSAA	ND	1.44	5.25	8.42		B8B0157	27-Feb-18	0.119 L	11-Mar-18 03:56	1
PFDoA	ND	0.834	5.25	8.42		B8B0157	27-Feb-18	0.119 L	11-Mar-18 03:56	1
PFTrDA	ND	0.520	5.25	8.42		B8B0157	27-Feb-18	0.119 L	11-Mar-18 03:56	1
PFTeDA	ND	0.795	5.25	8.42		B8B0157	27-Feb-18	0.119 L	11-Mar-18 03:56	1

Labeled Standards	Type	% Recovery	Limits	Qualifiers	Batch	Extracted	Samp Size	Analyzed	Dilution
13C3-PFBS	IS	95.7	50 - 150		B8B0157	27-Feb-18	0.119 L	11-Mar-18 03:56	1
13C2-PFHxA	IS	89.2	50 - 150		B8B0157	27-Feb-18	0.119 L	11-Mar-18 03:56	1
13C4-PFHpA	IS	94.9	50 - 150		B8B0157	27-Feb-18	0.119 L	11-Mar-18 03:56	1
18O2-PFHxS	IS	90.7	50 - 150		B8B0157	27-Feb-18	0.119 L	11-Mar-18 03:56	1
13C2-PFOA	IS	86.0	50 - 150		B8B0157	27-Feb-18	0.119 L	11-Mar-18 03:56	1
13C8-PFOS	IS	83.3	50 - 150	D	B8B0157	27-Feb-18	0.119 L	08-Mar-18 23:49	10
13C5-PFNA	IS	83.4	50 - 150		B8B0157	27-Feb-18	0.119 L	11-Mar-18 03:56	1
13C2-PFDA	IS	76.0	50 - 150		B8B0157	27-Feb-18	0.119 L	11-Mar-18 03:56	1
d3-MeFOSAA	IS	57.1	50 - 150		B8B0157	27-Feb-18	0.119 L	11-Mar-18 03:56	1
13C2-PFUnA	IS	63.2	50 - 150		B8B0157	27-Feb-18	0.119 L	11-Mar-18 03:56	1
d5-EtFOSAA	IS	66.5	50 - 150		B8B0157	27-Feb-18	0.119 L	11-Mar-18 03:56	1
13C2-PFDoA	IS	85.3	50 - 150		B8B0157	27-Feb-18	0.119 L	11-Mar-18 03:56	1
13C2-PFTeDA	IS	109	50 - 150		B8B0157	27-Feb-18	0.119 L	11-Mar-18 03:56	1

DL - Detection Limit

LOD - Limit of Detection  
LOQ - Limit of quantitation

LCL-UCL- Lower control limit - upper control limit  
Results reported to the DL.

When reported, PFHxS, PFOA and PFOS include both linear and branched isomers.  
Only the linear isomer is reported for all other analytes.

**Sample ID: WI-AF-EB03-022018**

**Modified EPA Method 537**

Client Data				Laboratory Data			
Name:	CH2M Hill	Matrix:	Aqueous	Lab Sample:	1800353-07	Column:	BEH C18
Project:	695610.04.F1.FS	Date Collected:	20-Feb-18 17:00	Date Received:	22-Feb-18 09:13		

Analyte	Conc. (ng/L)	DL	LOD	LOQ	Qualifiers	Batch	Extracted	Samp Size	Analyzed	Dilution
PFBS	ND	1.83	5.12	8.17		B8B0157	27-Feb-18	0.122 L	11-Mar-18 01:24	1
PFHxA	ND	2.23	5.12	8.17		B8B0157	27-Feb-18	0.122 L	11-Mar-18 01:24	1
PFHpA	ND	0.603	5.12	8.17		B8B0157	27-Feb-18	0.122 L	11-Mar-18 01:24	1
PFHxS	ND	0.967	5.12	8.17		B8B0157	27-Feb-18	0.122 L	11-Mar-18 01:24	1
PFOA	0.673	0.664	5.12	8.17	J, B	B8B0157	27-Feb-18	0.122 L	11-Mar-18 01:24	1
PFOS	ND	0.824	5.12	8.17		B8B0157	27-Feb-18	0.122 L	11-Mar-18 01:24	1
PFNA	ND	0.827	5.12	8.17		B8B0157	27-Feb-18	0.122 L	11-Mar-18 01:24	1
PFDA	ND	1.52	5.12	8.17		B8B0157	27-Feb-18	0.122 L	11-Mar-18 01:24	1
MeFOSAA	ND	1.68	5.12	8.17		B8B0157	27-Feb-18	0.122 L	11-Mar-18 01:24	1
PFUnA	ND	1.07	5.12	8.17		B8B0157	27-Feb-18	0.122 L	11-Mar-18 01:24	1
EtFOSAA	ND	1.40	5.12	8.17		B8B0157	27-Feb-18	0.122 L	11-Mar-18 01:24	1
PFDoA	ND	0.808	5.12	8.17		B8B0157	27-Feb-18	0.122 L	11-Mar-18 01:24	1
PFTrDA	ND	0.504	5.12	8.17		B8B0157	27-Feb-18	0.122 L	11-Mar-18 01:24	1
PFTeDA	ND	0.771	5.12	8.17		B8B0157	27-Feb-18	0.122 L	11-Mar-18 01:24	1

Labeled Standards	Type	% Recovery	Limits	Qualifiers	Batch	Extracted	Samp Size	Analyzed	Dilution
13C3-PFBS	IS	83.6	50 - 150		B8B0157	27-Feb-18	0.122 L	11-Mar-18 01:24	1
13C2-PFHxA	IS	85.9	50 - 150		B8B0157	27-Feb-18	0.122 L	11-Mar-18 01:24	1
13C4-PFHpA	IS	88.7	50 - 150		B8B0157	27-Feb-18	0.122 L	11-Mar-18 01:24	1
18O2-PFHxS	IS	83.0	50 - 150		B8B0157	27-Feb-18	0.122 L	11-Mar-18 01:24	1
13C2-PFOA	IS	85.8	50 - 150		B8B0157	27-Feb-18	0.122 L	11-Mar-18 01:24	1
13C8-PFOS	IS	96.9	50 - 150		B8B0157	27-Feb-18	0.122 L	11-Mar-18 01:24	1
13C5-PFNA	IS	85.4	50 - 150		B8B0157	27-Feb-18	0.122 L	11-Mar-18 01:24	1
13C2-PFDA	IS	70.9	50 - 150		B8B0157	27-Feb-18	0.122 L	11-Mar-18 01:24	1
d3-MeFOSAA	IS	53.4	50 - 150		B8B0157	27-Feb-18	0.122 L	11-Mar-18 01:24	1
13C2-PFUnA	IS	67.5	50 - 150		B8B0157	27-Feb-18	0.122 L	11-Mar-18 01:24	1
d5-EtFOSAA	IS	55.7	50 - 150		B8B0157	27-Feb-18	0.122 L	11-Mar-18 01:24	1
13C2-PFDoA	IS	74.4	50 - 150		B8B0157	27-Feb-18	0.122 L	11-Mar-18 01:24	1
13C2-PFTeDA	IS	88.2	50 - 150		B8B0157	27-Feb-18	0.122 L	11-Mar-18 01:24	1

DL - Detection Limit

LOD - Limit of Detection  
LOQ - Limit of quantitation

LCL-UCL- Lower control limit - upper control limit  
Results reported to the DL.

When reported, PFHxS, PFOA and PFOS include both linear and branched isomers.  
Only the linear isomer is reported for all other analytes.

## **DATA QUALIFIERS & ABBREVIATIONS**

<b>B</b>	<b>This compound was also detected in the method blank.</b>
<b>D</b>	<b>Dilution</b>
<b>E</b>	<b>The associated compound concentration exceeded the calibration range of the instrument.</b>
<b>H</b>	<b>Recovery and/or RPD was outside laboratory acceptance limits.</b>
<b>I</b>	<b>Chemical Interference</b>
<b>J</b>	<b>The amount detected is below the Reporting Limit/LOQ.</b>
<b>M</b>	<b>Estimated Maximum Possible Concentration. (CA Region 2 projects only)</b>
<b>*</b>	<b>See Cover Letter</b>
<b>Conc.</b>	<b>Concentration</b>
<b>NA</b>	<b>Not applicable</b>
<b>ND</b>	<b>Not Detected</b>
<b>TEQ</b>	<b>Toxic Equivalency</b>
<b>U</b>	<b>Not Detected (specific projects only)</b>

**Unless otherwise noted, solid sample results are reported in dry weight. Tissue samples are reported in wet weight.**

## CERTIFICATIONS

<b>Accrediting Authority</b>	<b>Certificate Number</b>
Alaska Department of Environmental Conservation	17-013
Arkansas Department of Environmental Quality	17-015-0
California Department of Health – ELAP	2892
DoD ELAP - A2LA Accredited - ISO/IEC 17025:2005	3091.01
Florida Department of Health	E87777-18
Hawaii Department of Health	N/A
Louisiana Department of Environmental Quality	01977
Maine Department of Health	2016026
Minnesota Department of Health	1322288
New Hampshire Environmental Accreditation Program	207717
New Jersey Department of Environmental Protection	CA003
New York Department of Health	11411
Oregon Laboratory Accreditation Program	4042-008
Pennsylvania Department of Environmental Protection	014
Texas Commission on Environmental Quality	T104704189-17-8
Virginia Department of General Services	9077
Washington Department of Ecology	C584
Wisconsin Department of Natural Resources	998036160

*Current certificates and lists of licensed parameters are located in the Quality Assurance office and are available upon request.*





# CHAIN OF CUSTODY

**For Laboratory Use Only**  
 Work Order #: 1800353 Temp: 0.0 °C  
 Storage ID: WR-2 Storage Secured: Yes  No

Project ID: 695610.04.FI.FS PO#: CTD-4041 Sampler: J. Ulrich  
 Invoice to: Name Rebecca Malo Company CH2M Address 1100 112th Ave Ste. 500 (name) City Belleve State WA Ph# (425) 698-9394 Fax#

TAT Standard:  21 days  
 (check one): Rush (surcharge may apply)  14 days  7 days (Specify): 10 Days

Relinquished by (printed name and signature) Shannon Fitzsimmons Date 02/20/18 Time 0944  
 Received by (printed name and signature) B. Benedict Date 02/20/18 Time 0944

SHIP TO: Vista Analytical Laboratory  
 1104 Windfield Way  
 El Dorado Hills, CA 95762  
 (916) 673-1520 \* Fax (916) 673-0106  
 Method of Shipment: Fed Ex  
 Tracking No.: \_\_\_\_\_

Sample ID	Date	Time	Location/Sample Description	Add Analysis(es) Requested										Comments			
				Quantity	Type	Matrix	PFOA/PFOS	UCMR3 PFAS List:6	537 List: 14	Full List of 26	Other: Please List Below	Mod EPA Method 537	EPA Method 537(DW only)				
W1-AF-N2-S-0218	2/20/18	0955		2	P	A <sub>g</sub>											
W1-AF-FB01-022018	2/20/18	1005		2	P	A <sub>g</sub>											
W1-AF-MW-3-0218	2/20/18	1140		2	P	A <sub>g</sub>											
W1-AF-MW-202-0218	2/20/18	1135		2	P	A <sub>g</sub>											
W1-AF-MW-204-0218	2/20/18	1540		2	P	A <sub>g</sub>											
W1-AF-MW-114-0218	2/20/18	1550		2	P	A <sub>g</sub>											
W1-AF-EB03-022018	2/20/18	1700		2	P	A <sub>g</sub>											

Special Instructions/Comments: \_\_\_\_\_  
 \_\_\_\_\_  
 \_\_\_\_\_

**SEND DOCUMENTATION AND RESULTS TO:**

Name: TIFFANY HILL  
 Company: CH2M  
 Address: 1100 CIRCLE BLVD Ste. 300  
 City: Corvallis State: OR Zip: 97330  
 Phone: (541) 768-3109 Fax: \_\_\_\_\_  
 Email: TIFFANY.HILL@CH2M.COM

Container Types: P= HDPE, PJ= HDPE Jar  
 Bottle Preservation Type: T = Thiosulfate, TZ = Trizma:  
 Matrix Types: AQ = Aqueous, DW = Drinking Water, EF = Effluent, PP = Pulp/Paper, SD = Sediment, SL = Sludge, SO = Soil, WW = Wastewater, B = Blood/Serum, O = Other:



**Sample Log-in Checklist**

 Vista Work Order #: 1800353 TAT 10

<b>Samples Arrival:</b>	<b>Date/Time:</b> 02/22/18 0913	<b>Initials:</b> JAB	<b>Location:</b> WR-2
			<b>Shelf/Rack:</b> NA
<b>Logged In:</b>	<b>Date/Time:</b> 02/22/18 1340	<b>Initials:</b> JAB	<b>Location:</b> WR-2
			<b>Shelf/Rack:</b> E5
<b>Delivered By:</b>	<input checked="" type="radio"/> FedEx	<input type="radio"/> UPS	<input type="radio"/> On Trac
	<input type="radio"/> GSO	<input type="radio"/> DHL	<input type="radio"/> Hand Delivered
	<input type="radio"/> Other		
<b>Preservation:</b>	<input checked="" type="radio"/> Ice	<input type="radio"/> Blue Ice	<input type="radio"/> Dry Ice
	<input type="radio"/> None		
<b>Temp °C:</b> 0.1 (uncorrected)	<b>Time:</b> 0933	<b>Thermometer ID:</b> IR-4	
<b>Temp °C:</b> 0.0 (corrected)	<b>Probe used:</b> Yes <input type="checkbox"/> No <input checked="" type="checkbox"/>		

	YES	NO	NA
Adequate Sample Volume Received?	✓		
Holding Time Acceptable?	✓		
Shipping Container(s) Intact?	✓		
Shipping Custody Seals Intact?	✓		
Shipping Documentation Present?	✓		
Airbill	Trk # 7898 3081 1431	✓	
Sample Container Intact?	✓		
Sample Custody Seals Intact?			✓
Chain of Custody / Sample Documentation Present?	✓		
COC Anomaly/Sample Acceptance Form completed?		✓	✓
If Chlorinated or Drinking Water Samples, Acceptable Preservation?			✓
<b>Preservation Documented:</b>	<input type="checkbox"/> Na <sub>2</sub> S <sub>2</sub> O <sub>3</sub>	<input type="checkbox"/> Trizma	<input type="checkbox"/> None
	<input type="checkbox"/> Yes	<input type="checkbox"/> No	<input checked="" type="checkbox"/> NA
<b>Shipping Container</b>	<input type="checkbox"/> Vista	<input checked="" type="checkbox"/> Client	<input type="checkbox"/> Retain
	<input checked="" type="checkbox"/> Return	<input type="checkbox"/> Dispose	

Comments:

## **EXTRACTION INFORMATION**

Process Sheet

Workorder: **1800353**

Prep Expiration: 2018-Mar-06

Client: CH2M Hill

Workorder Due: **04-Mar-18 00:00**

TAT: 10

Method: **537M PFAS DOD (LOQ as mRL)**

Matrix: **Aqueous**

Prep Batch: B8B0157

Prep Data Entered: 2:28:18 FR  
Date and Initials

Version: 537 (14 Analyte)

DoD: **DoD QSM 5.1**

Initial Sequence: \_\_\_\_\_

LabSampID	A/B	Prep Rec	Spike Rec	ClientSampleID	Comments	Location	Container
1800353-01	A	<input checked="" type="checkbox"/>	<input checked="" type="checkbox"/>	WI-AF-N2-5-0218		WR-2 E-5	HDPE Bottle, 125 mL
1800353-02		<input checked="" type="checkbox"/>	<input checked="" type="checkbox"/>	WI-AF-FB01-022018		WR-2 E-5	HDPE Bottle, 125 mL
1800353-03		<input checked="" type="checkbox"/>	<input checked="" type="checkbox"/>	WI-AF-MW-3-0218		WR-2 E-5	HDPE Bottle, 125 mL
1800353-04		<input checked="" type="checkbox"/>	<input checked="" type="checkbox"/>	WI-AF-MW-202-0218		WR-2 E-5	HDPE Bottle, 125 mL
1800353-05		<input checked="" type="checkbox"/>	<input checked="" type="checkbox"/>	WI-AF-MW-204-0218		WR-2 E-5	HDPE Bottle, 125 mL
1800353-06		<input checked="" type="checkbox"/>	<input checked="" type="checkbox"/>	WI-AF-MW-114-0218		WR-2 E-5	HDPE Bottle, 125 mL
1800353-07		<input checked="" type="checkbox"/>	<input checked="" type="checkbox"/>	WI-AF-EB03-022018		WR-2 E-5	HDPE Bottle, 125 mL

Pre-Prep Check Out: MA 02/26/18  
Pre-Prep Check In: MA 02/26/18

Prep Check Out: KC 2/27/18  
Prep Check In: NA

Prep Reconciled Inits/Date: MA 02/26/18  
Spike Reconciled Inits/Date: KC 2/27/18  
VialBoxID: B020

LabNumber	WetWeight (Initial)	% Solids (Extraction Solids)	DryWeight	Final	Extracted	Ext By	Spike	SpikeAmount	ClientMatrix	Analysis
1800331-01	0.12044 -	NA	NA	1000	27-Feb-18 08:40	KC			Aqueous	537M PFAS
1800331-02	0.11572 -			1000	27-Feb-18 08:40	KC			Aqueous	537M PFAS
1800331-03	0.11722 -			1000	27-Feb-18 08:40	KC			Aqueous	537M PFAS
1800331-04	0.11887 -			1000	27-Feb-18 08:40	KC			Aqueous	537M PFAS
1800331-05	0.11762 -			1000	27-Feb-18 08:40	KC			Aqueous	537M PFAS
1800344-01	0.25614 -			1000	27-Feb-18 08:40	KC			Aqueous	537M Linear All/Branched/
1800344-02	0.26043 -			1000	27-Feb-18 08:40	KC			Aqueous	537M Linear All/Branched/
1800344-03	0.26555 -			1000	27-Feb-18 08:40	KC			Aqueous	537M Linear All/Branched/
1800344-04	0.26027 -			1000	27-Feb-18 08:40	KC			Aqueous	537M Linear All/Branched/
1800344-05	0.26103 -			1000	27-Feb-18 08:40	KC			Aqueous	537M Linear All/Branched/
1800353-01	0.11121 -			1000	27-Feb-18 08:40	KC			Aqueous	537M PFAS DOD (LOQ as
1800353-02	0.11958 -			1000	27-Feb-18 08:40	KC			Aqueous	537M PFAS DOD (LOQ as
1800353-03	0.11741 -			1000	27-Feb-18 08:40	KC			Aqueous	537M PFAS DOD (LOQ as
1800353-04	0.11256 -			1000	27-Feb-18 08:40	KC			Aqueous	537M PFAS DOD (LOQ as
1800353-05	0.11807 -			1000	27-Feb-18 08:40	KC			Aqueous	537M PFAS DOD (LOQ as
1800353-06	0.11872 -			1000	27-Feb-18 08:40	KC			Aqueous	537M PFAS DOD (LOQ as
1800353-07	0.12247 -			1000	27-Feb-18 08:40	KC			Aqueous	537M PFAS DOD (LOQ as
B8B0157-BLK1	0.25 -			1000	27-Feb-18 08:40	KC				QC
B8B0157-BS1	0.25 -			1000	27-Feb-18 08:40	KC	17L2103 -	10 -		QC
B8B0157-BSD1	0.25 -			1000	27-Feb-18 08:40	KC	17L2103 -	10 -		QC

FR 2-28-18

PREPARATION BENCH SHEET

Matrix: Aqueous

Method: 537M Linear All/Branched/Total PFHxS/PFOA/

Method: 537M PFAS

Method: 537M PFAS DOD (LOQ as mRL)

Prepared using: LCMS - SPE Extraction-LCMS

B8B0157

Chemist: KC

Prep Date/Time: ~~26-Feb-18 10:51~~

27 8:40  
2/27/18 KC

Date/Initials: 02/26/18 MA Balance ID: HRMS-8

Cen	VISTA Sample ID	pH Before	pH After	Chlorine (Cl)	Drops HCl Added	Bottle + Sample (g)	Bottle Only (g)	Sample Amt. (L)	IS/NS CHEM/WIT DATE	SPE	RS CHEM/WIT DATE
<input type="checkbox"/>	B8B0157-BLK1 (A)(B)	5.7	2	0	46	NA	NA	(0.250)	KC HN 2/27/18	KC 2/27/18	KC HC 2/27/18
<input type="checkbox"/>	B8B0157-BS1	5.7	2	0	46	NA	NA	(0.250)			
<input type="checkbox"/>	B8B0157-BSD1	5.7	2	0	46	NA	NA	(0.250)			
<input type="checkbox"/>	1800331-01	6	2	0	2	147.09	26.65	0.12044			
<input type="checkbox"/>	1800331-02	6	2	0	2	142.44	26.72	0.11572			
<input type="checkbox"/>	1800331-03	6	2	0	2	143.88	26.66	0.11722			
<input type="checkbox"/>	1800331-04	6	2	0	2	145.59	26.72	0.11887			
<input type="checkbox"/>	1800331-05	7	2	0	4	144.37	26.75	0.11762			
<input checked="" type="checkbox"/>	1800344-01	6	2	0	5	283.96	27.82	0.25614			
<input checked="" type="checkbox"/>	1800344-02	6	2	0	5	287.37	26.94	0.26043			
<input checked="" type="checkbox"/>	1800344-03	6	2	0	4	293.22	27.67	0.26555			
<input checked="" type="checkbox"/>	1800344-04	6	2	0	4	287.15	26.88	0.26027			
<input checked="" type="checkbox"/>	1800344-05	6	2	0	4	288.21	27.18	0.26103			
<input checked="" type="checkbox"/>	1800353-01	6	2	0	2	138.59	27.38	0.11121			
<input type="checkbox"/>	1800353-02	5	2	0	1	146.52	26.94	0.11958			
<input checked="" type="checkbox"/>	1800353-03	6	2	0	2	144.25	26.84	0.11741			

IS: 17L2601, 10µL	SPE Chem: Strata-X-AW 33µm <sup>200mg</sup> with Ele SOLV: MeOH/.5% NH4OH in MeOH Final Volume(s) 1mL	Notes: (A) 1.25g trizma added. KC 2/27/18 (B) ISSup added. KC 2/27/18
IS SUP: 17L2701, 20µL (V2)		
NS: 17L2103, 10µL (V3)		
RS: 17L2332, 10µL		

Comments: Assume 1 g = 1 mL

Cen = Centrifuged

PREPARATION BENCH SHEET

Matrix: Aqueous

B8B0157

Chemist: KC  
 Prep Date/Time: 26-Feb-18 10:51  
27 8:40  
KC 2/27/18

Method: 537M Linear All/Branched/Total PFHxS/PFOA/

Method: 537M PFAS

Method: 537M PFAS DOD (LOQ as mRL)

Prepared using: LCMS - SPE Extraction-LCMS

		Date/Initials: <u>02/26/18 MA</u>				BalanceID: <u>HRMS-8</u>					
Cen	VISTA Sample ID	pH Before	pH After	Chlorine (Cl)	Drops HCl Added	Bottle + Sample (g)	Bottle Only (g)	Sample Amt. (L)	IS/NS CHEM/WIT DATE	SPE	RS CHEM/WIT DATE
<input checked="" type="checkbox"/>	1800353-04	6	2	0	2	139.39	26.83	0.11256 ✓	KC HM 2/27/18	KC 2/27/18	KC KC 2/27/18
<input type="checkbox"/>	1800353-05	6	2	0	4	144.70	26.63	0.11807 ✓	↓	↓	↓
<input type="checkbox"/>	1800353-06	6	2	0	2	145.75	27.03	0.11872 ✓	↓	↓	↓
<input type="checkbox"/>	1800353-07	5	2	0	1	149.55	27.08	0.12247 ✓	↓	↓	↓

IS: <u>17L2601, 10µL</u> IS SUP: <u>NA</u> NS: <u>17L2103, 10µL (V3)</u> RS: <u>17L2332, 10µL</u>	SPE Chem: <u>Strata-X-AW 3µm 200mg 6mL</u> Ele SOLV: <u>MeOH/50%NH<sub>4</sub>OH in MeOH</u> Final Volume(s) <u>1mL</u>	Notes:
--	---	--------

Comments: Assume 1 g = 1 mL

Cen = Centrifuged

**SAMPLE DATA – MODIFIED EPA METHOD 537**

Dataset: Z:\Projects\PFAS.PRO\Results\180310M1\180310M1-38.qld

Last Altered: Wednesday, March 14, 2018 10:42:08 Pacific Daylight Time

Printed: Wednesday, March 14, 2018 10:43:41 Pacific Daylight Time

Method: Z:\Projects\PFAS.PRO\MethDB\PFAS\_FULL\_80C\_030818.mdb 12 Mar 2018 15:51:17

Calibration: Z:\Projects\PFAS.PRO\CurveDB\C18\_VAL-PFAS\_Q4\_03-08-18-FULL.cdb 09 Mar 2018 18:24:24

Name: 180310M1\_38, Date: 10-Mar-2018, Time: 22:31:57, ID: B8B0157-BLK1 Method Blank 0.25, Description: Method Blank

	# Name	Trace	Area	IS Area	Wt./Vol.	RRF	Pred.RT	RT	y Axis Resp.	Conc.	%Rec
1	3 PFBS	299.0 > 79.7		2.76e3	0.250		2.98				
2	5 PFHxA	313.2 > 268.9		7.16e3	0.250		3.48				
3	7 PFHpA	363.0 > 318.9		1.86e4	0.250		4.10				
4	8 L-PFHxS	398.9 > 79.6	9.52e0	2.15e3	0.250		4.24	3.86	0.0554	0.1319	
5	11 L-PFOA	413 > 368.7	3.00e2	2.60e4	0.250		4.30	4.22	0.144	0.3742	
6	14 PFNA	463.0 > 418.8		2.59e4	0.250		5.04				
7	16 L-PFOS	499 > 79.9		5.97e3	0.250		4.84				
8	18 PFDA	513 > 468.8		2.32e4	0.250		5.40				
9	21 N-MeFOSAA	570.1 > 419		9.69e3	0.250		5.55				
10	22 N-EtFOSAA	584.2 > 419		1.06e4	0.250		5.70				
11	23 PFUdA	563.0 > 518.9		2.62e4	0.250		5.72				



Dataset: Z:\Projects\PFAS.PRO\Results\180310M1\180310M1-38.qld

Last Altered: Wednesday, March 14, 2018 10:42:08 Pacific Daylight Time

Printed: Wednesday, March 14, 2018 10:44:23 Pacific Daylight Time

Method: Z:\Projects\PFAS.PRO\MethDB\PFAS\_FULL\_80C\_030818.mdb 12 Mar 2018 15:51:17

Calibration: Z:\Projects\PFAS.PRO\CurveDB\C18\_VAL-PFAS\_Q4\_03-08-18-FULL.cdb 09 Mar 2018 18:24:24

Name: 180310M1\_38, Date: 10-Mar-2018, Time: 22:31:57, ID: B8B0157-BLK1 Method Blank 0.25, Description: Method Blank

#	Name	Trace	Area	IS Area	Wt./Vol.	RRF	Pred.RT	RT	y Axis Resp.	Conc.	%Rec	
1	25	PFDa	612.9 > 569.0	2.29e4	0.250		5.99					
2	27	PFTDA	662.9 > 618.9	2.29e4	0.250		6.22					
3	28	PFTeDA	712.9 > 668.8	1.77e4	0.250		6.41					
4	36	13C3-PFBS	302. > 98.8	2.76e3	2.84e4	0.250	0.096	2.98	2.60	1.22	50.7864	101.6
5	37	13C2-PFHxA	315 > 269.8	7.16e3	2.84e4	0.250	0.692	3.48	3.09	3.16	18.2403	91.2
6	38	13C4-PFHpA	367.2 > 321.8	1.86e4	2.84e4	0.250	0.659	4.10	3.70	8.21	49.7835	99.6
7	39	18O2-PFHxS	403.0 > 102.6	2.15e3	6.33e3	0.250	0.380	4.24	3.85	4.24	44.6059	89.2
8	40	13C2-6:2 FTS	429.1 > 408.9	6.27e3	2.78e4	0.250	0.245	4.56	4.17	2.82	46.1223	92.2
9	41	13C2-PFOA	414.9 > 369.7	2.60e4	2.78e4	0.250	1.032	4.61	4.22	11.7	45.3767	90.8
10	42	13C5-PFNA	468.2 > 422.9	2.59e4	3.21e4	0.250	0.936	5.04	4.66	10.1	43.0997	86.2
11	43	13C8-PFOA	506.1 > 77.7	3.15e3	3.23e4	0.250	0.188	5.09	4.73	1.22	25.9712	51.9
12	44	13C8-PFOS	507.0 > 79.9	5.97e3	6.46e3	0.250	0.937	5.11	4.75	11.5	49.3042	98.6
13	45	13C2-PFDA	515.1 > 469.9	2.32e4	2.81e4	0.250	1.020	5.40	5.04	10.3	40.4394	80.9
14	46	13C2-8:2 FTS	529.1 > 508.7	4.64e3	2.84e4	0.250	0.135	5.38	5.01	2.04	60.5907	121.2
15	47	d3-N-MeFOSAA	573.3 > 419	9.69e3	3.23e4	0.250	0.405	5.55	5.19	3.75	37.0298	74.1
16	48	d5-N-EtFOSAA	589.3 > 419	1.06e4	3.23e4	0.250	0.447	5.70	5.35	4.11	36.7929	73.6
17	49	13C2-PFUdA	565 > 519.8	2.62e4	3.23e4	0.250	0.956	5.72	5.37	10.1	42.4171	84.8
18	50	13C2-PFDoA	615.0 > 569.7	2.29e4	3.23e4	0.250	0.795	5.99	5.65	8.85	44.5527	89.1
19	51	d3-N-MeFOSA	515.2 > 168.9	6.58e3	3.23e4	0.250	0.095	5.93	5.93	2.55	106.8817	17.8
20	52	13C2-PFTeDA	714.8 > 669.6	1.77e4	3.23e4	0.250	0.475	6.41	6.13	6.86	57.7125	115.4
21	53	d5-N-ETFOSA	531.1 > 168.9	1.03e4	3.23e4	0.250	0.124	6.25	6.34	3.99	128.4465	21.4
22	54	13C2-PFHxDA	815 > 769.7	1.57e4	3.23e4	0.250	1.168	6.69	6.48	6.08	20.8104	104.1
23	55	d7-N-MeFOSE	623.1 > 58.9	1.77e4	3.23e4	0.250	0.098	6.31	6.47	6.86	278.7919	46.5
24	56	d9-N-EtFOSE	639.2 > 58.8	1.88e4	3.23e4	0.250	0.094	6.45	6.62	7.26	310.5226	51.8
25	57	13C4-PFBA	217. > 171.8			0.250		1.73				
26	58	13C5-PFHxA	318 > 272.9	2.84e4	2.84e4	0.250	1.000	3.48	3.09	12.5	50.0000	100.0
27	59	13C3-PFHxS	401.9 > 79.9	6.33e3	6.33e3	0.250	1.000	4.24	3.85	12.5	50.0000	100.0
28	60	13C8-PFOA	421.3 > 376	2.78e4	2.78e4	0.250	1.000	4.61	4.22	12.5	50.0000	100.0
29	61	13C9-PFNA	472.2 > 426.9	3.21e4	3.21e4	0.250	1.000	4.70	4.67	12.5	50.0000	100.0
30	62	13C4-PFOS	503 > 79.9	6.46e3	6.46e3	0.250	1.000	5.11	4.75	12.5	50.0000	100.0
31	63	13C6-PFDA	519.1 > 473.7	2.81e4	2.81e4	0.250	1.000	5.40	5.04	12.5	50.0000	100.0
32	64	13C7-PFUdA	570.1 > 524.8	3.23e4	3.23e4	0.250	1.000	5.72	5.36	12.5	50.0000	100.0

Dataset: Z:\Projects\PFAS.PRO\Results\180310M1\180310M1-38.qld

Last Altered: Wednesday, March 14, 2018 10:42:08 Pacific Daylight Time

Printed: Wednesday, March 14, 2018 10:44:23 Pacific Daylight Time

Name: 180310M1\_38, Date: 10-Mar-2018, Time: 22:31:57, ID: B8B0157-BLK1 Method Blank 0.25, Description: Method Blank

	# Name	Trace	Area	IS Area	Wt./Vol.	RRF	Pred.RT	RT	y Axis Resp.	Conc.	%Rec
33	65 Total PFHxS	398.9 > 79.6	9.52e0	2.15e3	0.250		4.24		0.0554	0.1319	
34	66 Total PFOA	413 > 368.7	3.00e2	2.60e4	0.250		4.25		0.144	0.3742	
35	67 Total PFOS	499 > 79.9	0.00e0	5.97e3	0.250		5.11		0.000		
36	68 Total N-MeFOSAA	570.1 > 419	0.00e0	9.69e3	0.250		5.55		0.000		
37	69 Total N-EtFOSAA	584.2 > 419	0.00e0	1.06e4	0.250		5.70		0.000		

Dataset: Z:\Projects\PFAS.PRO\Results\180310M1\180310M1-38.qld

Last Altered: Wednesday, March 14, 2018 10:42:08 Pacific Daylight Time

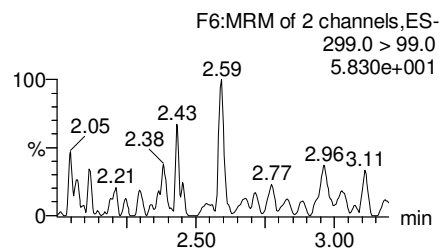
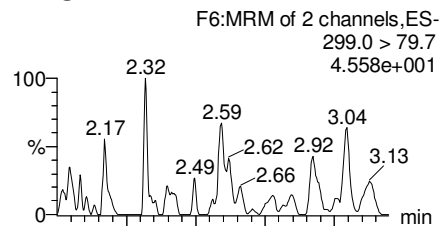
Printed: Wednesday, March 14, 2018 10:44:23 Pacific Daylight Time

Method: Z:\Projects\PFAS.PRO\MethDB\PFAS\_FULL\_80C\_030818.mdb 12 Mar 2018 15:51:17

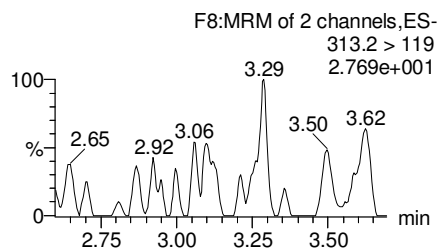
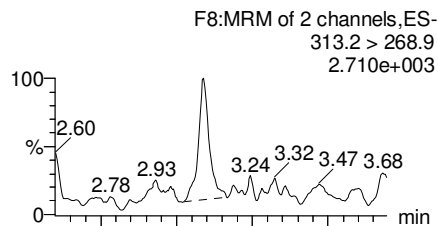
Calibration: Z:\Projects\PFAS.PRO\CurveDB\C18\_VAL-PFAS\_Q4\_03-08-18-FULL.cdb 09 Mar 2018 18:24:24

Name: 180310M1\_38, Date: 10-Mar-2018, Time: 22:31:57, ID: B8B0157-BLK1 Method Blank 0.25, Description: Method Blank

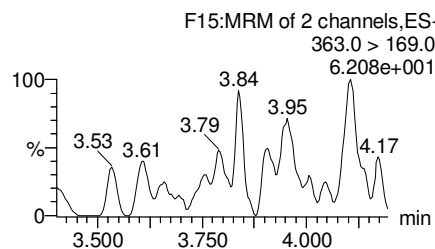
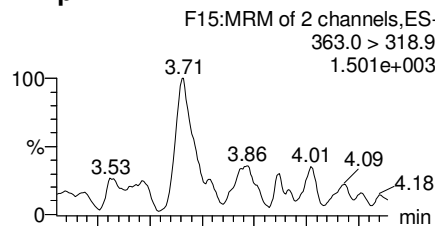
**PFBS**



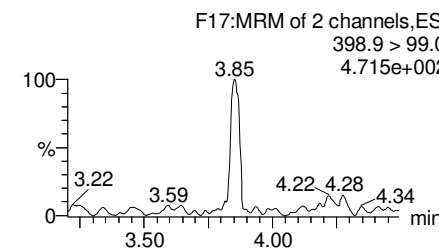
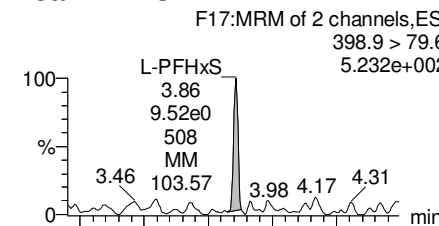
**PFHxA**



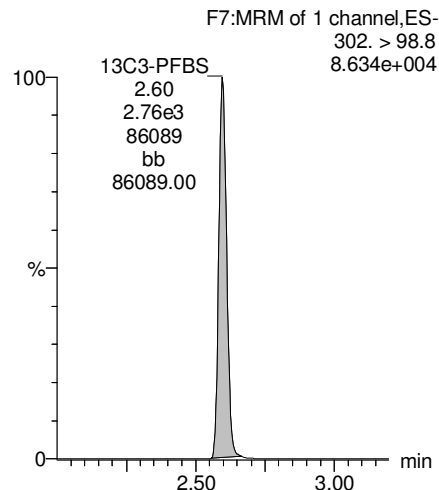
**PFHpA**



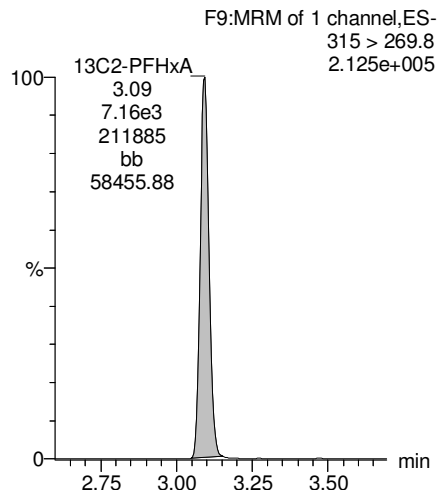
**Total PFHxS**



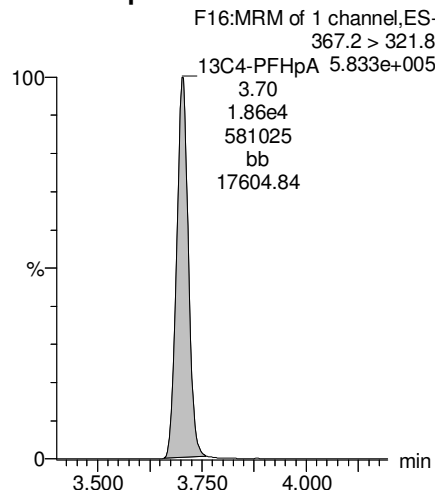
**13C3-PFBS**



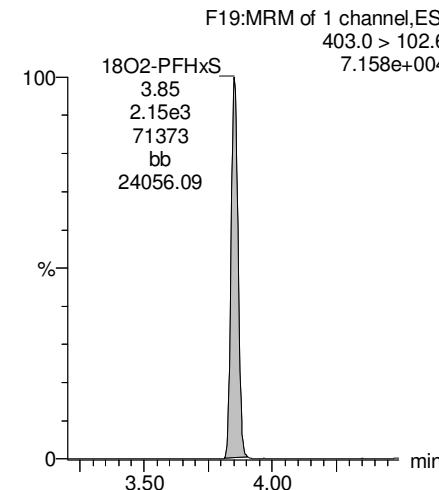
**13C2-PFHxA**



**13C4-PFHpA**



**18O2-PFHxS**



Dataset: Z:\Projects\PFAS.PRO\Results\180310M1\180310M1-38.qld

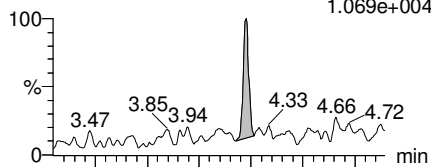
Last Altered: Wednesday, March 14, 2018 10:42:08 Pacific Daylight Time

Printed: Wednesday, March 14, 2018 10:44:23 Pacific Daylight Time

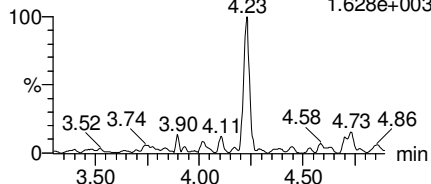
Name: 180310M1\_38, Date: 10-Mar-2018, Time: 22:31:57, ID: B8B0157-BLK1 Method Blank 0.25, Description: Method Blank

Total PFOA

F20:MRM of 2 channels,ES-  
413 > 368.7  
1.069e+004

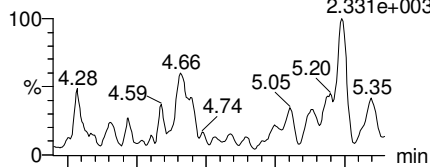


F20:MRM of 2 channels,ES-  
413 > 169  
1.628e+003

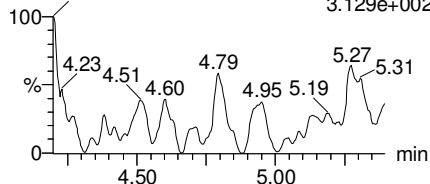


PFNA

F26:MRM of 2 channels,ES-  
463.0 > 418.8  
2.331e+003

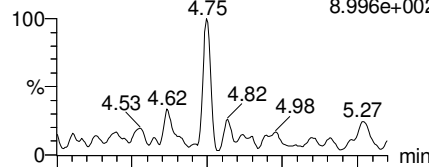


F26:MRM of 2 channels,ES-  
463.0 > 219.0  
3.129e+002

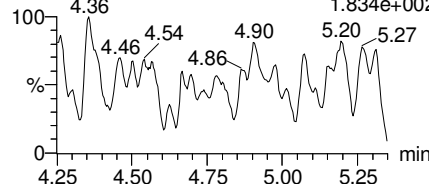


Total PFOS

F31:MRM of 2 channels,ES-  
499 > 79.9  
8.996e+002

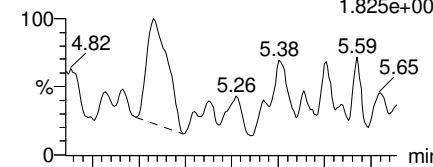


F31:MRM of 2 channels,ES-  
499 > 99  
1.834e+002

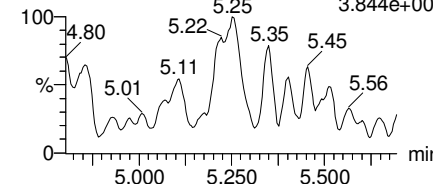


PFDA

F36:MRM of 2 channels,ES-  
513 > 468.8  
1.825e+003

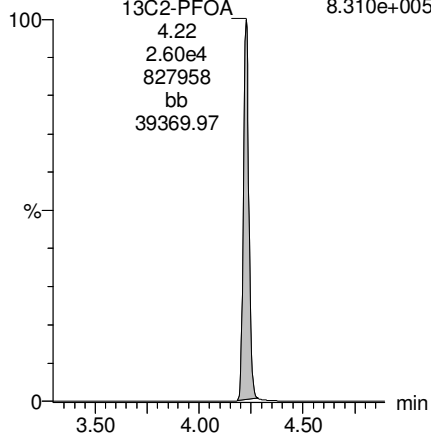


F36:MRM of 2 channels,ES-  
513 > 219  
3.844e+002



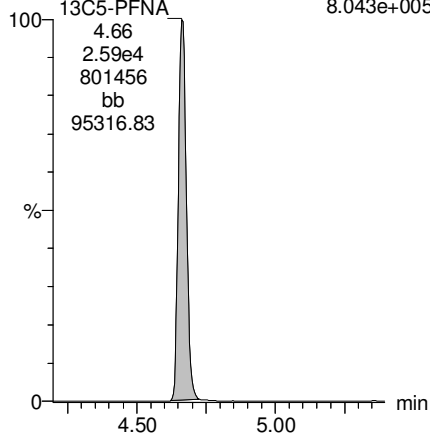
13C2-PFOA

F21:MRM of 1 channel,ES-  
414.9 > 369.7  
8.310e+005



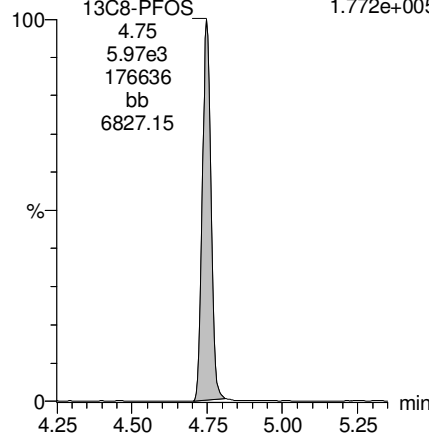
13C5-PFNA

F27:MRM of 1 channel,ES-  
468.2 > 422.9  
8.043e+005



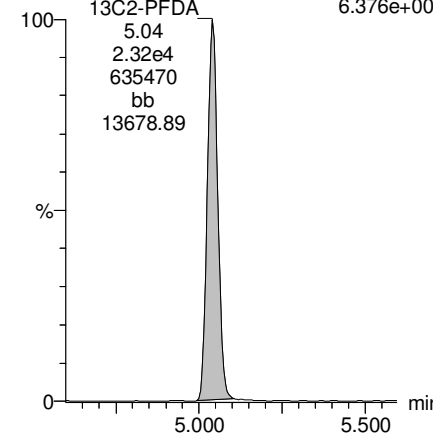
13C8-PFOS

F34:MRM of 1 channel,ES-  
507.0 > 79.9  
1.772e+005



13C2-PFDA

F37:MRM of 1 channel,ES-  
515.1 > 469.9  
6.376e+005



Dataset: Z:\Projects\PFAS.PRO\Results\180310M1\180310M1-38.qld

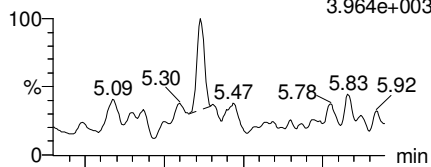
Last Altered: Wednesday, March 14, 2018 10:42:08 Pacific Daylight Time

Printed: Wednesday, March 14, 2018 10:44:23 Pacific Daylight Time

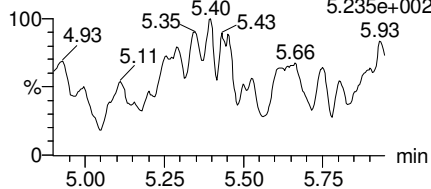
Name: 180310M1\_38, Date: 10-Mar-2018, Time: 22:31:57, ID: B8B0157-BLK1 Method Blank 0.25, Description: Method Blank

**PFUdA**

F45:MRM of 2 channels,ES-  
563.0 > 518.9  
3.964e+003

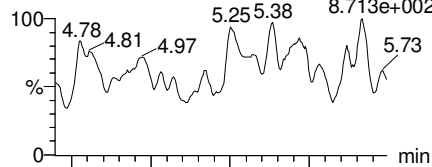


F45:MRM of 2 channels,ES-  
563.0 > 269  
5.235e+002

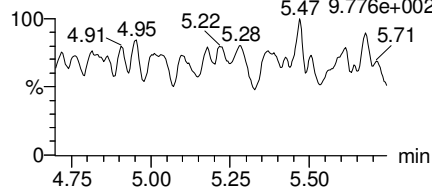


**N-MeFOSAA**

F47:MRM of 2 channels,ES-  
570.1 > 419  
8.713e+002

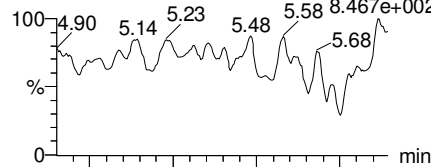


F47:MRM of 2 channels,ES-  
570.1 > 483.0  
9.776e+002

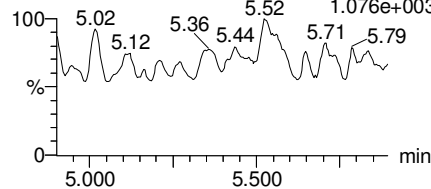


**N-EtFOSAA**

F50:MRM of 2 channels,ES-  
584.2 > 419  
8.467e+002

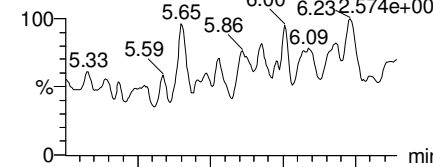


F50:MRM of 2 channels,ES-  
584.2 > 483.0  
1.076e+003

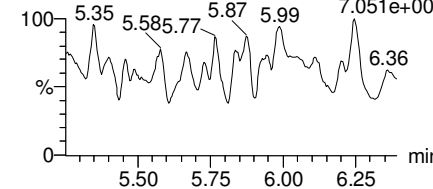


**PFDaA**

F53:MRM of 4 channels,ES-  
612.9 > 569.0  
6.232574e+003

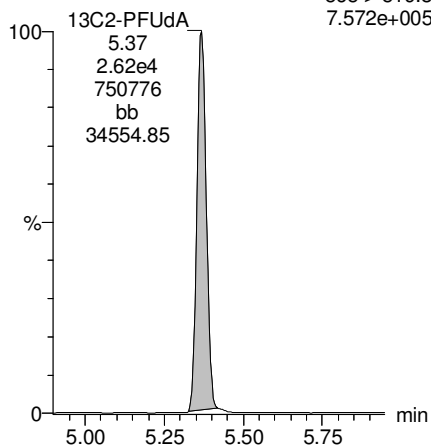


F53:MRM of 4 channels,ES-  
612.9 > 318.8  
7.051e+002



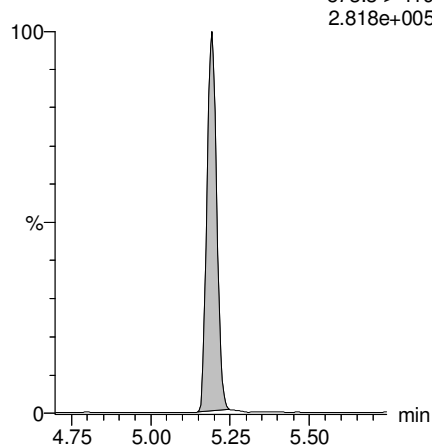
**13C2-PFUdA**

F46:MRM of 1 channel,ES-  
565 > 519.8  
7.572e+005



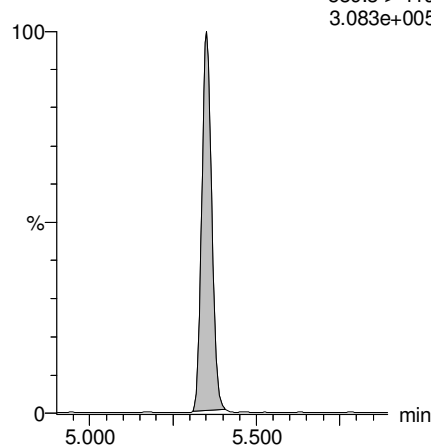
**d3-N-MeFOSAA**

F49:MRM of 1 channel,ES-  
573.3 > 419  
2.818e+005



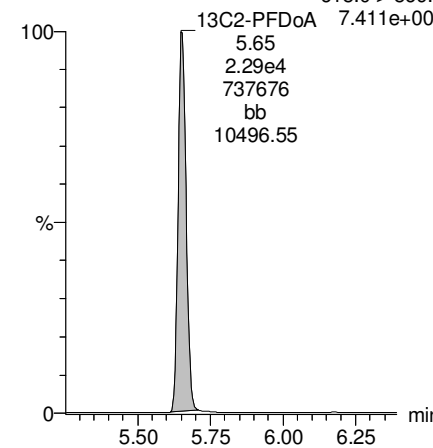
**d5-N-EtFOSAA**

F51:MRM of 1 channel,ES-  
589.3 > 419  
3.083e+005



**13C2-PFDaA**

F54:MRM of 2 channels,ES-  
615.0 > 569.7  
7.411e+005



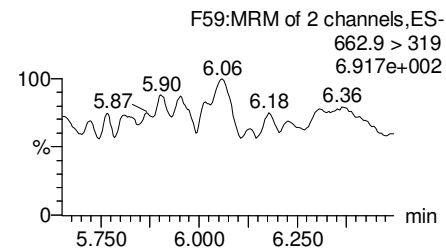
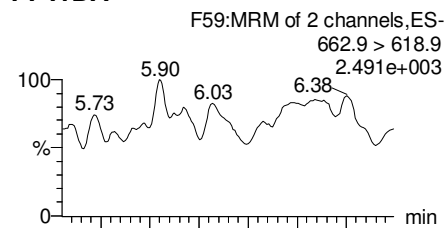
Dataset: Z:\Projects\PFAS.PRO\Results\180310M1\180310M1-38.qld

Last Altered: Wednesday, March 14, 2018 10:42:08 Pacific Daylight Time

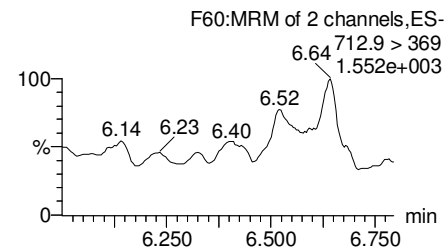
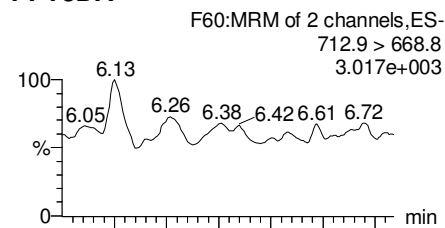
Printed: Wednesday, March 14, 2018 10:44:23 Pacific Daylight Time

Name: 180310M1\_38, Date: 10-Mar-2018, Time: 22:31:57, ID: B8B0157-BLK1 Method Blank 0.25, Description: Method Blank

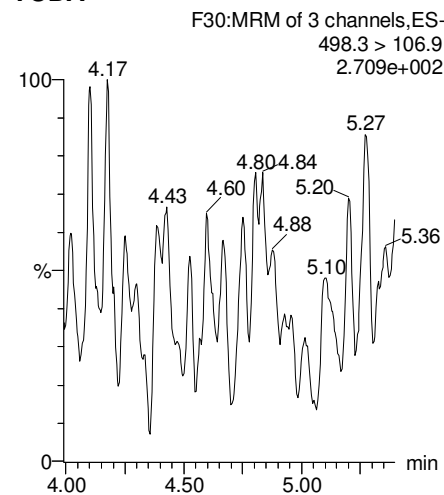
**PFTrDA**



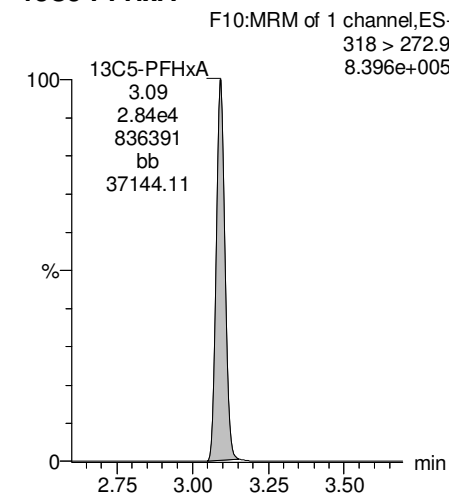
**PFTeDA**



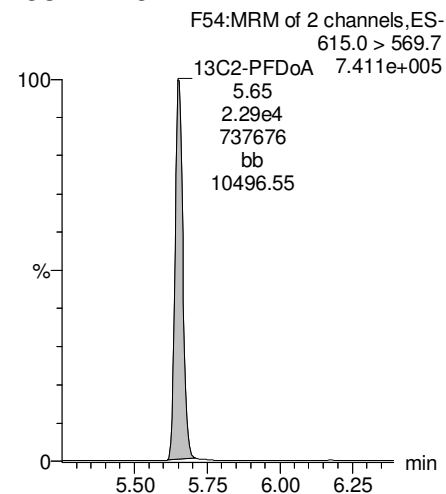
**TCDA**



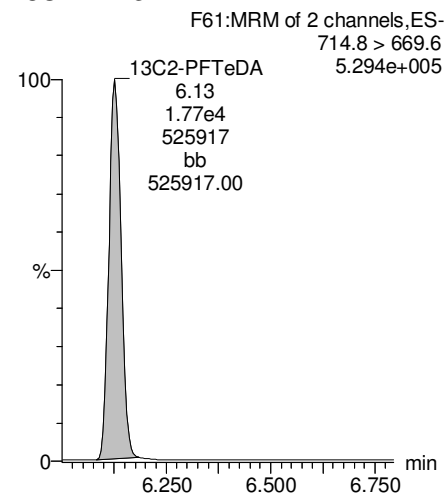
**13C5-PFHxA**



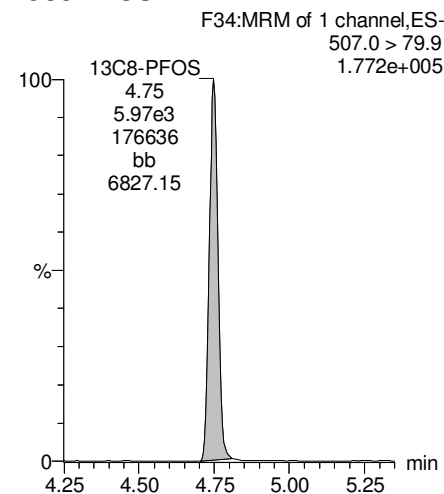
**13C2-PFDoA**



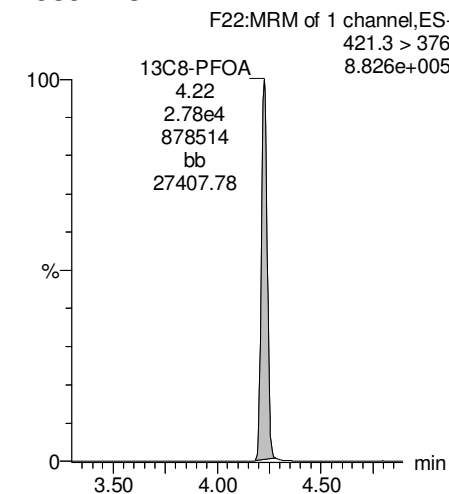
**13C2-PFTeDA**



**13C8-PFOS**



**13C8-PFOA**



Dataset: Z:\Projects\PFAS.PRO\Results\180310M1\180310M1-38.qld

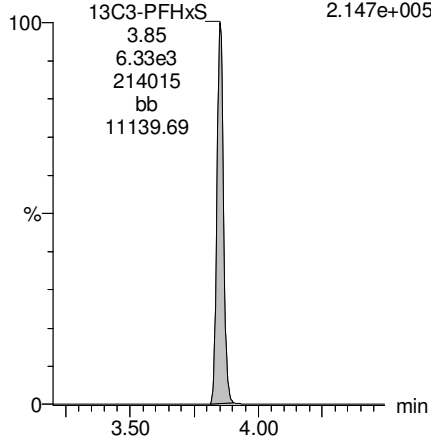
Last Altered: Wednesday, March 14, 2018 10:42:08 Pacific Daylight Time

Printed: Wednesday, March 14, 2018 10:44:23 Pacific Daylight Time

Name: 180310M1\_38, Date: 10-Mar-2018, Time: 22:31:57, ID: B8B0157-BLK1 Method Blank 0.25, Description: Method Blank

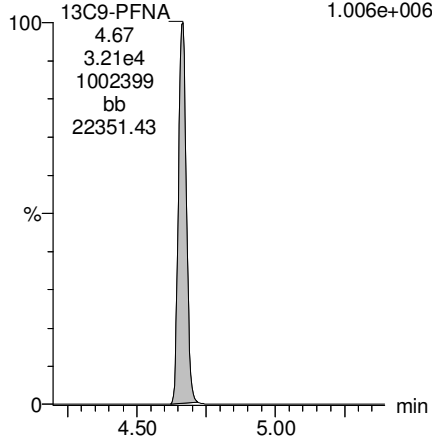
13C3-PFHxS

F18:MRM of 1 channel,ES-  
401.9 > 79.9  
2.147e+005



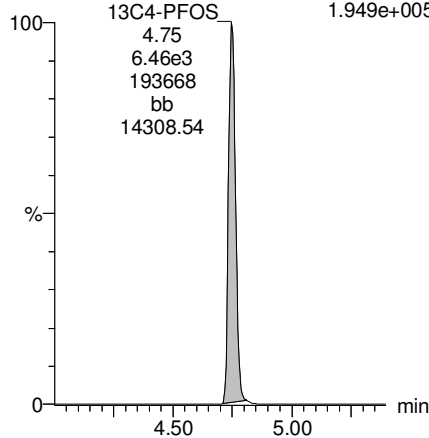
13C9-PFNA

F28:MRM of 1 channel,ES-  
472.2 > 426.9  
1.006e+006



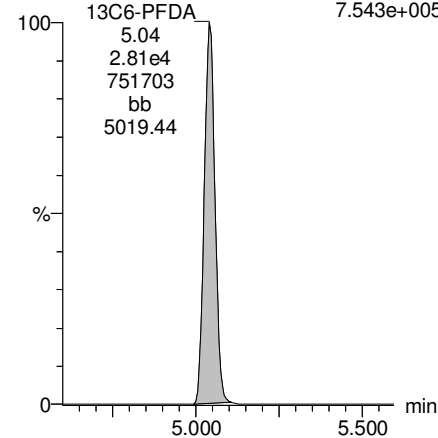
13C4-PFOS

F32:MRM of 1 channel,ES-  
503 > 79.9  
1.949e+005



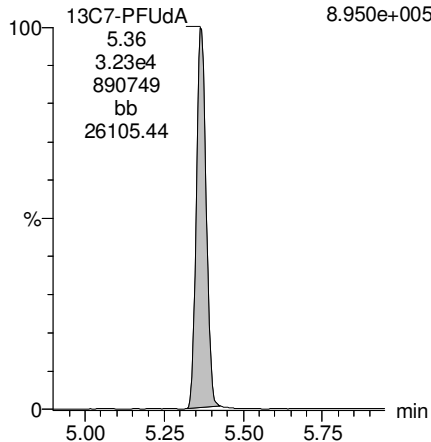
13C6-PFDA

F39:MRM of 1 channel,ES-  
519.1 > 473.7  
7.543e+005



13C7-PFUDA

F48:MRM of 1 channel,ES-  
570.1 > 524.8  
8.950e+005



Dataset: Z:\Projects\PFAS.PRO\Results\180310M1\180310M1-36.qld

Last Altered: Wednesday, March 14, 2018 10:29:09 Pacific Daylight Time

Printed: Wednesday, March 14, 2018 10:33:51 Pacific Daylight Time

Method: Z:\Projects\PFAS.PRO\MethDB\PFAS\_FULL\_80C\_030818.mdb 12 Mar 2018 15:51:17

Calibration: Z:\Projects\PFAS.PRO\CurveDB\C18\_VAL-PFAS\_Q4\_03-08-18-FULL.cdb 09 Mar 2018 18:24:24

Name: 180310M1\_36, Date: 10-Mar-2018, Time: 22:08:59, ID: B8B0157-BS1 OPR 0.25, Description: OPR

	# Name	Trace	Area	IS Area	Wt./Vol.	RRF	Pred.RT	RT	y Axis Resp.	Conc.	%Rec
1	3 PFBS	299.0 > 79.7	3.75e3	2.46e3	0.250		2.98	2.61	19.0	43.8968	109.7
2	5 PFHxA	313.2 > 268.9	2.01e4	6.88e3	0.250		3.48	3.10	14.6	48.2642	120.7
3	7 PFHpA	363.0 > 318.9	1.76e4	1.69e4	0.250		4.10	3.71	13.0	47.1076	117.8
4	8 L-PFHxS	398.9 > 79.6	3.05e3	1.91e3	0.250		4.24	3.86	20.0	49.4440	123.6
5	11 L-PFOA	413 > 368.7	1.81e4	2.29e4	0.250		4.30	4.23	9.85	44.3701	110.9
6	14 PFNA	463.0 > 418.8	1.99e4	2.08e4	0.250		5.04	4.67	12.0	47.8114	119.5
7	16 L-PFOS	499 > 79.9	4.97e3	5.75e3	0.250		4.84	4.76	10.8	43.6980	109.2
8	18 PFDA	513 > 468.8	1.72e4	2.05e4	0.250		5.40	5.04	10.5	40.0246	100.1
9	21 N-MeFOSAA	570.1 > 419	1.03e4	8.79e3	0.250		5.55	5.20	14.7	41.8530	104.6
10	22 N-EtFOSAA	584.2 > 419	8.09e3	8.82e3	0.250		5.70	5.36	11.5	50.4407	126.1
11	23 PFUdA	563.0 > 518.9	1.91e4	2.45e4	0.250		5.72	5.37	9.75	42.9898	107.5



Dataset: Z:\Projects\PFAS.PRO\Results\180310M1\180310M1-36.qld

Last Altered: Wednesday, March 14, 2018 10:29:09 Pacific Daylight Time

Printed: Wednesday, March 14, 2018 10:33:59 Pacific Daylight Time

Method: Z:\Projects\PFAS.PRO\MethDB\PFAS\_FULL\_80C\_030818.mdb 12 Mar 2018 15:51:17

Calibration: Z:\Projects\PFAS.PRO\CurveDB\C18\_VAL-PFAS\_Q4\_03-08-18-FULL.cdb 09 Mar 2018 18:24:24

Name: 180310M1\_36, Date: 10-Mar-2018, Time: 22:08:59, ID: B8B0157-BS1 OPR 0.25, Description: OPR

#	Name	Trace	Area	IS Area	Wt./Vol.	RRF	Pred.RT	RT	y Axis Resp.	Conc.	%Rec
1	25 PFDaA	612.9 > 569.0	2.65e4	2.16e4	0.250		5.99	5.66	15.3	46.5718	116.4
2	27 PFTDA	662.9 > 618.9	2.48e4	2.16e4	0.250		6.22	5.91	14.3	40.5106	101.3
3	28 PFTeDA	712.9 > 668.8	2.37e4	1.42e4	0.250		6.41	6.13	20.8	46.2547	115.6
4	36 13C3-PFBS	302. > 98.8	2.46e3	2.75e4	0.250	0.096	2.98	2.61	1.12	46.6872	93.4
5	37 13C2-PFHxA	315 > 269.8	6.88e3	2.75e4	0.250	0.692	3.48	3.10	3.13	18.0718	90.4
6	38 13C4-PFHpA	367.2 > 321.8	1.69e4	2.75e4	0.250	0.659	4.10	3.71	7.70	46.6989	93.4
7	39 18O2-PFHxS	403.0 > 102.6	1.91e3	6.04e3	0.250	0.380	4.24	3.86	3.95	41.5762	83.2
8	40 13C2-6:2 FTS	429.1 > 408.9	5.86e3	2.65e4	0.250	0.245	4.56	4.17	2.76	45.1849	90.4
9	41 13C2-PFOA	414.9 > 369.7	2.29e4	2.65e4	0.250	1.032	4.61	4.23	10.8	41.8923	83.8
10	42 13C5-PFNA	468.2 > 422.9	2.08e4	2.84e4	0.250	0.936	5.04	4.67	9.12	38.9742	77.9
11	43 13C8-PFOA	506.1 > 77.7	2.55e3	3.47e4	0.250	0.188	5.09	4.74	0.919	19.5386	39.1
12	44 13C8-PFOS	507.0 > 79.9	5.75e3	6.61e3	0.250	0.937	5.11	4.76	10.9	46.4250	92.8
13	45 13C2-PFDA	515.1 > 469.9	2.05e4	2.55e4	0.250	1.020	5.40	5.04	10.0	39.3691	78.7
14	46 13C2-8:2 FTS	529.1 > 508.7	4.42e3	2.75e4	0.250	0.135	5.38	5.02	2.01	59.5617	119.1
15	47 d3-N-MeFOSAA	573.3 > 419	8.79e3	3.47e4	0.250	0.405	5.55	5.20	3.16	31.1919	62.4
16	48 d5-N-EtFOSAA	589.3 > 419	8.82e3	3.47e4	0.250	0.447	5.70	5.36	3.17	28.3841	56.8
17	49 13C2-PFUdA	565 > 519.8	2.45e4	3.47e4	0.250	0.956	5.72	5.37	8.81	36.8698	73.7
18	50 13C2-PFDoA	615.0 > 569.7	2.16e4	3.47e4	0.250	0.795	5.99	5.66	7.78	39.1399	78.3
19	51 d3-N-MeFOSA	515.2 > 168.9	5.26e3	3.47e4	0.250	0.095	5.93	5.93	1.89	79.3424	13.2
20	52 13C2-PFTeDA	714.8 > 669.6	1.42e4	3.47e4	0.250	0.475	6.41	6.13	5.12	43.1246	86.2
21	53 d5-N-ETFOSA	531.1 > 168.9	7.82e3	3.47e4	0.250	0.124	6.25	6.34	2.81	90.6055	15.1
22	54 13C2-PFHxDA	815 > 769.7	1.31e4	3.47e4	0.250	1.168	6.69	6.48	4.70	16.1087	80.5
23	55 d7-N-MeFOSE	623.1 > 58.9	1.38e4	3.47e4	0.250	0.098	6.31	6.48	4.96	201.5629	33.6
24	56 d9-N-EtFOSE	639.2 > 58.8	1.40e4	3.47e4	0.250	0.094	6.45	6.62	5.03	215.2245	35.9
25	57 13C4-PFBA	217. > 171.8	1.84e4	1.84e4	0.250	1.000	1.73	1.35	12.5	50.0000	100.0
26	58 13C5-PFHxA	318 > 272.9	2.75e4	2.75e4	0.250	1.000	3.48	3.10	12.5	50.0000	100.0
27	59 13C3-PFHxS	401.9 > 79.9	6.04e3	6.04e3	0.250	1.000	4.24	3.86	12.5	50.0000	100.0
28	60 13C8-PFOA	421.3 > 376	2.65e4	2.65e4	0.250	1.000	4.61	4.23	12.5	50.0000	100.0
29	61 13C9-PFNA	472.2 > 426.9	2.84e4	2.84e4	0.250	1.000	4.70	4.67	12.5	50.0000	100.0
30	62 13C4-PFOS	503 > 79.9	6.61e3	6.61e3	0.250	1.000	5.11	4.76	12.5	50.0000	100.0
31	63 13C6-PFDA	519.1 > 473.7	2.55e4	2.55e4	0.250	1.000	5.40	5.05	12.5	50.0000	100.0
32	64 13C7-PFUdA	570.1 > 524.8	3.47e4	3.47e4	0.250	1.000	5.72	5.37	12.5	50.0000	100.0

Dataset: Z:\Projects\PFAS.PRO\Results\180310M1\180310M1-36.qld

Last Altered: Wednesday, March 14, 2018 10:29:09 Pacific Daylight Time

Printed: Wednesday, March 14, 2018 10:33:59 Pacific Daylight Time

Name: 180310M1\_36, Date: 10-Mar-2018, Time: 22:08:59, ID: B8B0157-BS1 OPR 0.25, Description: OPR

	# Name	Trace	Area	IS Area	Wt./Vol.	RRF	Pred.RT	RT	y Axis Resp.	Conc.	%Rec
33	65 Total PFHxS	398.9 > 79.6	3.05e3	1.91e3	0.250		4.24		20.0	49.4440	
34	66 Total PFOA	413 > 368.7	1.81e4	2.29e4	0.250		4.25		9.85	44.3701	
35	67 Total PFOS	499 > 79.9	4.97e3	5.75e3	0.250		5.11		10.8	43.6980	
36	68 Total N-MeFOSAA	570.1 > 419	1.03e4	8.79e3	0.250		5.55		14.7	41.8530	
37	69 Total N-EtFOSAA	584.2 > 419	8.09e3	8.82e3	0.250		5.70		11.5	50.4407	

Dataset: Z:\Projects\PFAS.PRO\Results\180310M1\180310M1-36.qld

Last Altered: Wednesday, March 14, 2018 10:29:09 Pacific Daylight Time

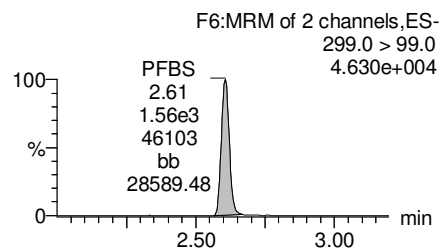
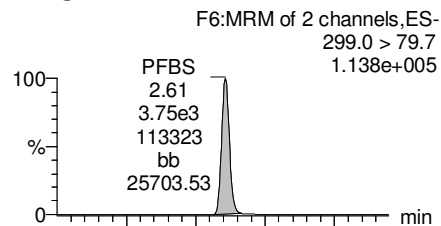
Printed: Wednesday, March 14, 2018 10:33:59 Pacific Daylight Time

Method: Z:\Projects\PFAS.PRO\MethDB\PFAS\_FULL\_80C\_030818.mdb 12 Mar 2018 15:51:17

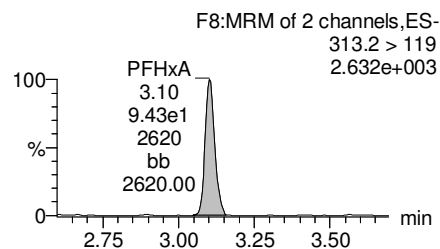
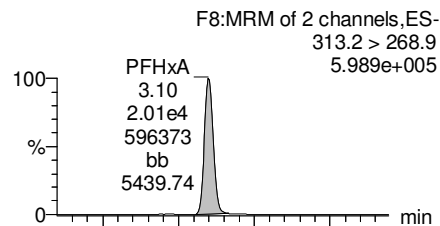
Calibration: Z:\Projects\PFAS.PRO\CurveDB\C18\_VAL-PFAS\_Q4\_03-08-18-FULL.cdb 09 Mar 2018 18:24:24

Name: 180310M1\_36, Date: 10-Mar-2018, Time: 22:08:59, ID: B8B0157-BS1 OPR 0.25, Description: OPR

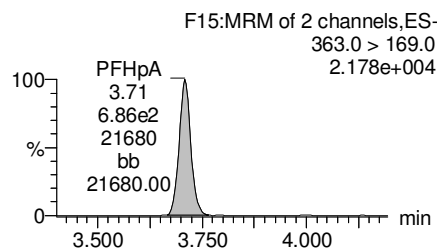
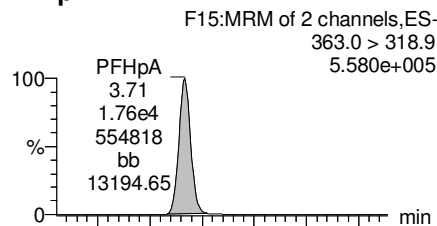
**PFBS**



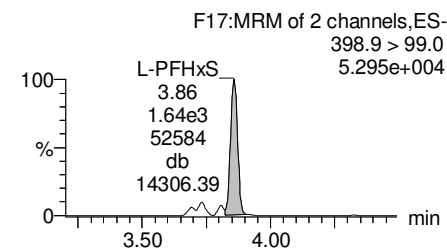
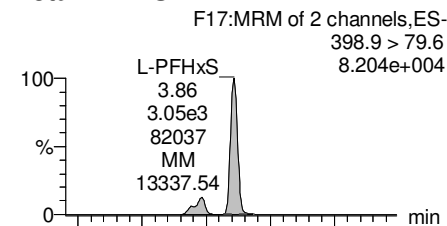
**PFHxA**



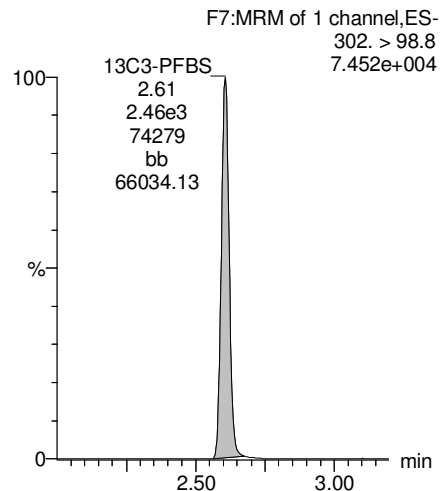
**PFHpA**



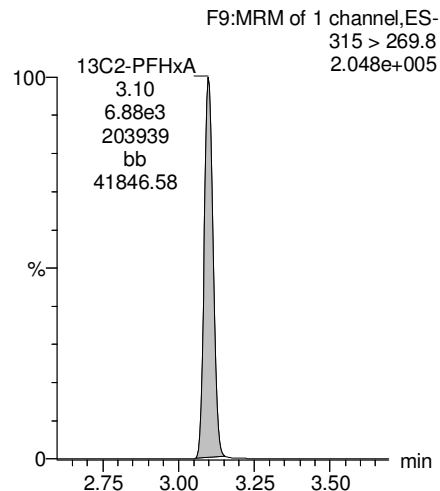
**Total PFHxS**



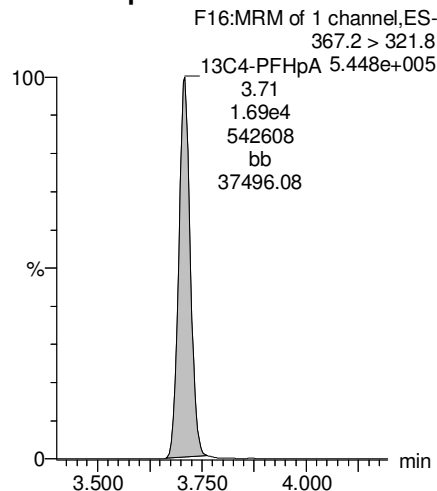
**13C3-PFBS**



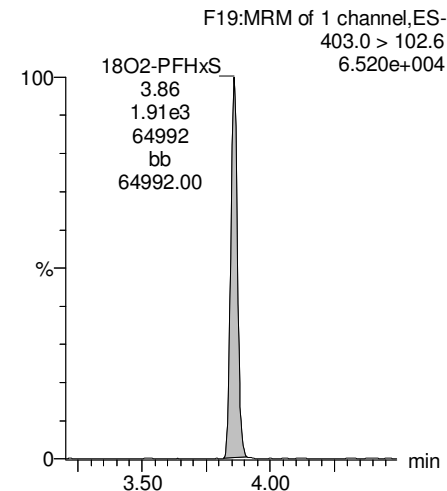
**13C2-PFHxA**



**13C4-PFHpA**



**18O2-PFHxS**



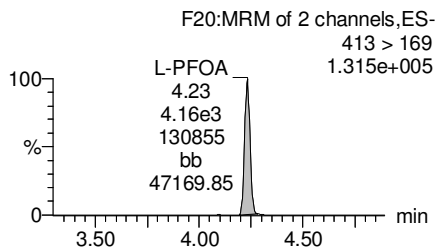
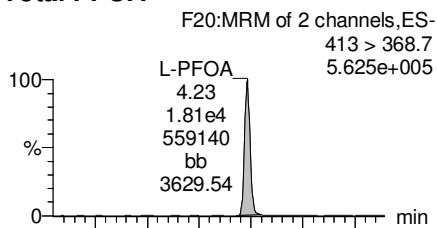
Dataset: Z:\Projects\PFAS.PRO\Results\180310M1\180310M1-36.qld

Last Altered: Wednesday, March 14, 2018 10:29:09 Pacific Daylight Time

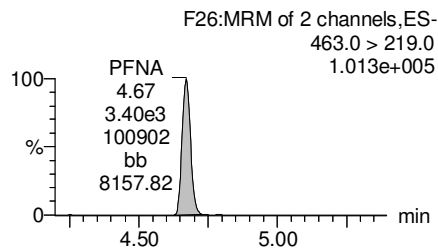
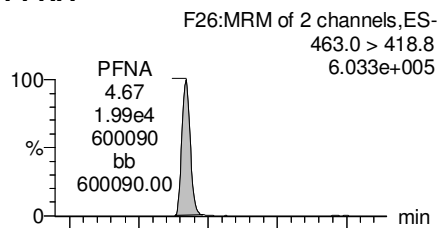
Printed: Wednesday, March 14, 2018 10:33:59 Pacific Daylight Time

Name: 180310M1\_36, Date: 10-Mar-2018, Time: 22:08:59, ID: B8B0157-BS1 OPR 0.25, Description: OPR

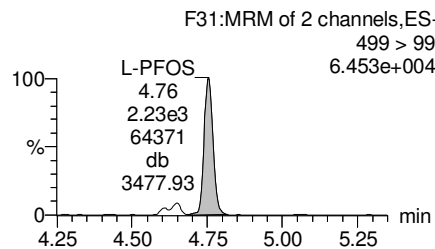
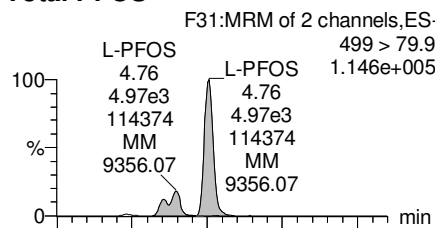
**Total PFOA**



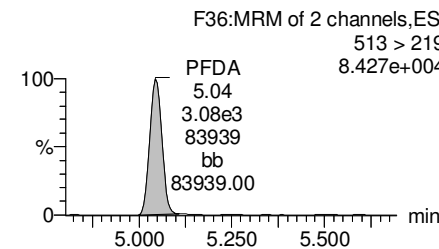
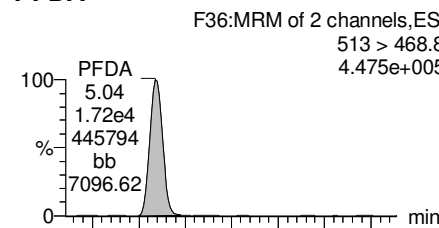
**PFNA**



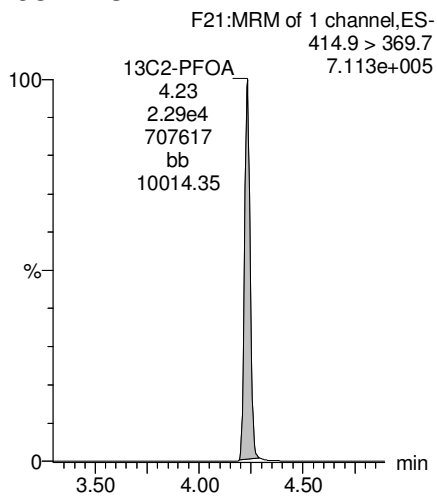
**Total PFOS**



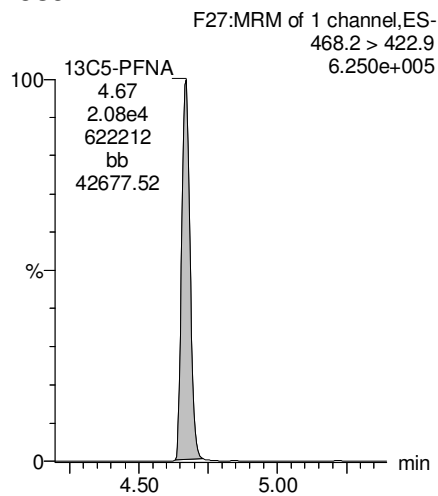
**PFDA**



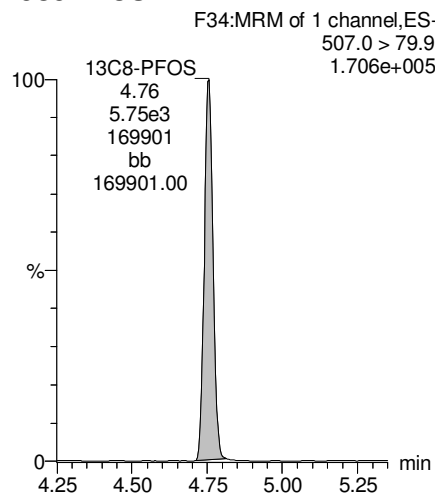
**13C2-PFOA**



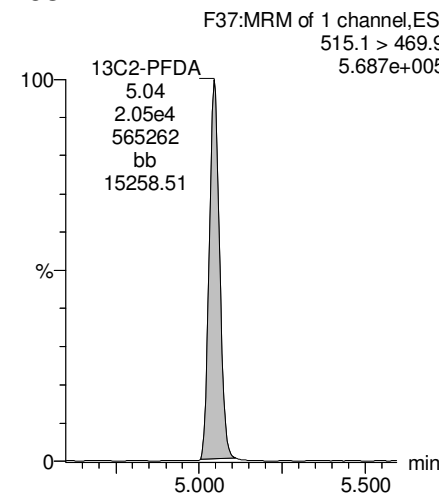
**13C5-PFNA**



**13C8-PFOS**



**13C2-PFDA**



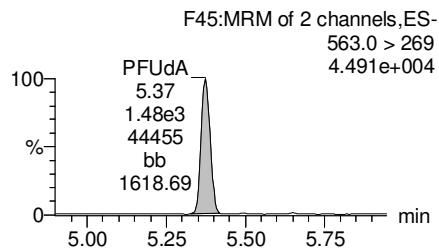
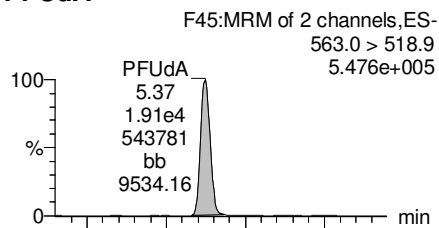
Dataset: Z:\Projects\PFAS.PRO\Results\180310M1\180310M1-36.qld

Last Altered: Wednesday, March 14, 2018 10:29:09 Pacific Daylight Time

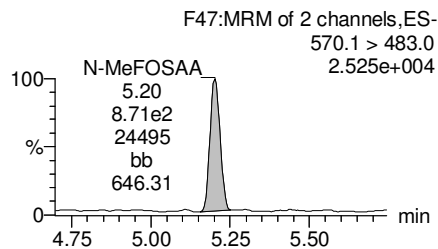
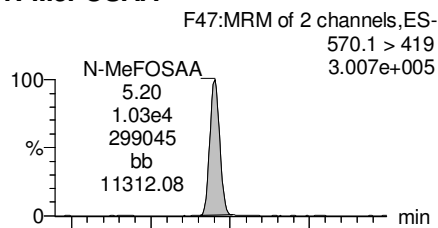
Printed: Wednesday, March 14, 2018 10:33:59 Pacific Daylight Time

Name: 180310M1\_36, Date: 10-Mar-2018, Time: 22:08:59, ID: B8B0157-BS1 OPR 0.25, Description: OPR

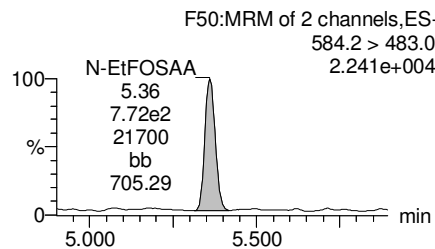
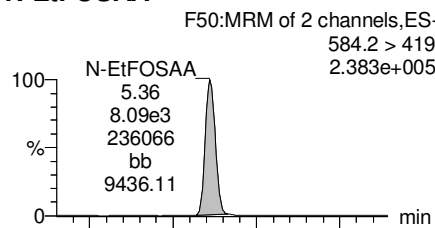
**PFUdA**



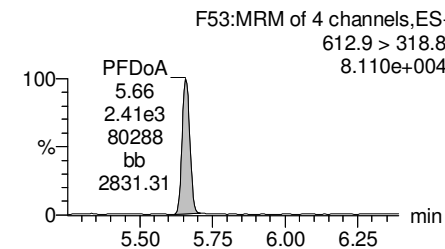
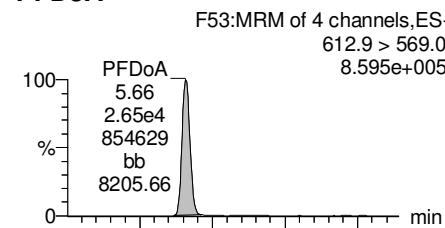
**N-MeFOSAA**



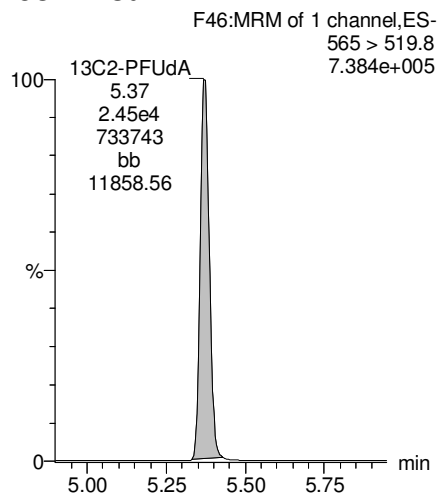
**N-EtFOSAA**



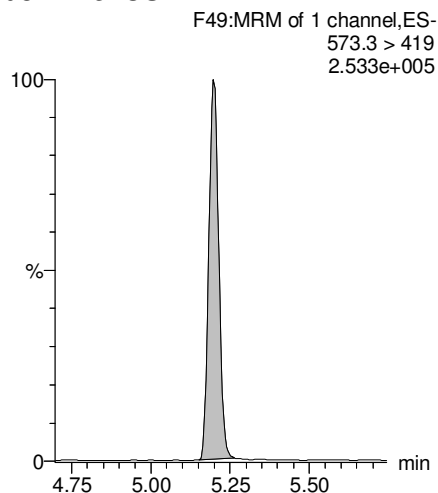
**PFDaA**



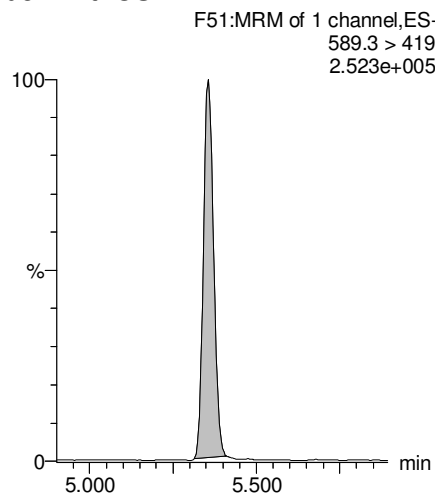
**13C2-PFUdA**



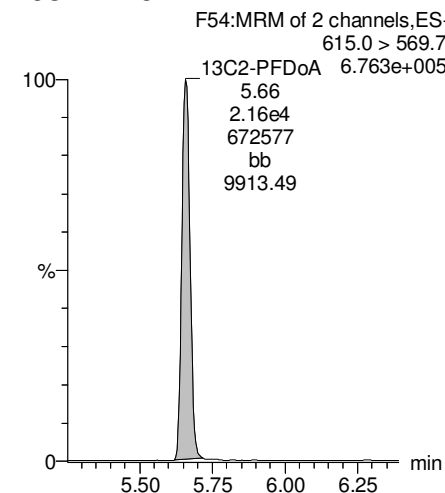
**d3-N-MeFOSAA**



**d5-N-EtFOSAA**



**13C2-PFDaA**



Dataset: Z:\Projects\PFAS.PRO\Results\180310M1\180310M1-36.qld

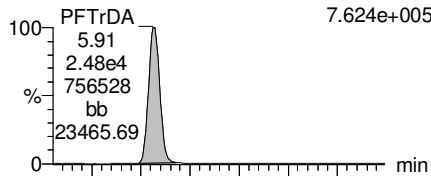
Last Altered: Wednesday, March 14, 2018 10:29:09 Pacific Daylight Time

Printed: Wednesday, March 14, 2018 10:33:59 Pacific Daylight Time

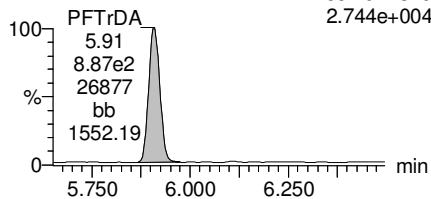
Name: 180310M1\_36, Date: 10-Mar-2018, Time: 22:08:59, ID: B8B0157-BS1 OPR 0.25, Description: OPR

**PFTrDA**

F59:MRM of 2 channels,ES-  
662.9 > 618.9  
7.624e+005




F59:MRM of 2 channels,ES-  
662.9 > 319  
2.744e+004

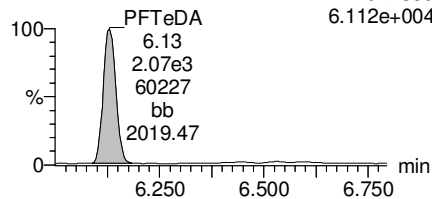


**PFTeDA**

F60:MRM of 2 channels,ES-  
712.9 > 668.8  
6.827e+005

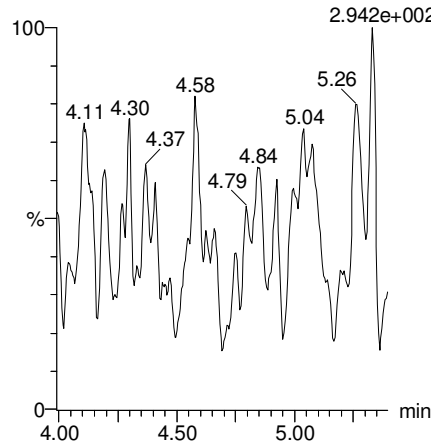


F60:MRM of 2 channels,ES-  
712.9 > 369  
6.112e+004



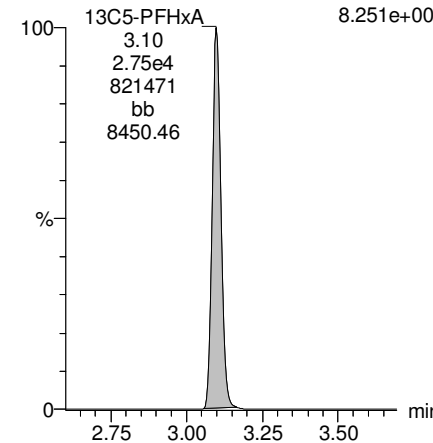
**TCDA**

F30:MRM of 3 channels,ES-  
498.3 > 106.9  
2.942e+002



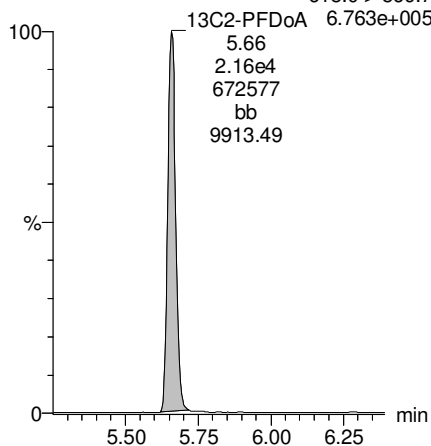
**13C5-PFHxA**

F10:MRM of 1 channel,ES-  
318 > 272.9  
8.251e+005



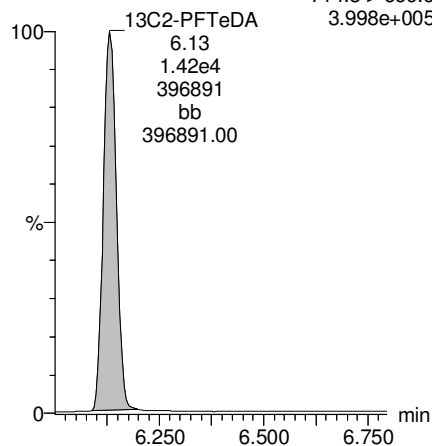
**13C2-PFDoA**

F54:MRM of 2 channels,ES-  
615.0 > 569.7  
6.763e+005



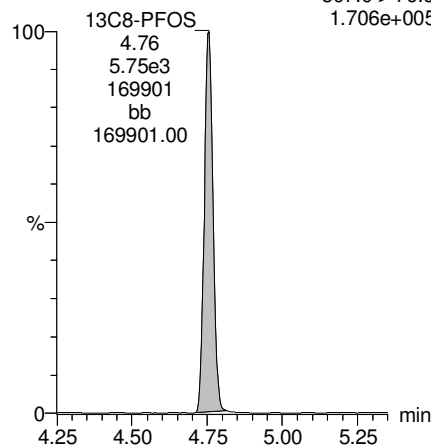
**13C2-PFTeDA**

F61:MRM of 2 channels,ES-  
714.8 > 669.6  
3.998e+005



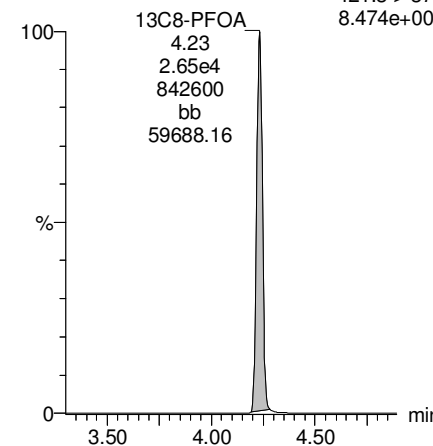
**13C8-PFOS**

F34:MRM of 1 channel,ES-  
507.0 > 79.9  
1.706e+005



**13C8-PFOA**

F22:MRM of 1 channel,ES-  
421.3 > 376  
8.474e+005



Dataset: Z:\Projects\PFAS.PRO\Results\180310M1\180310M1-36.qld

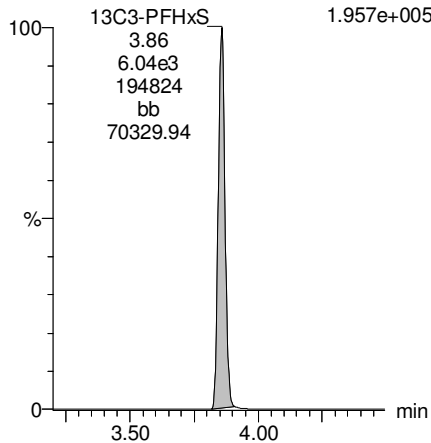
Last Altered: Wednesday, March 14, 2018 10:29:09 Pacific Daylight Time

Printed: Wednesday, March 14, 2018 10:33:59 Pacific Daylight Time

Name: 180310M1\_36, Date: 10-Mar-2018, Time: 22:08:59, ID: B8B0157-BS1 OPR 0.25, Description: OPR

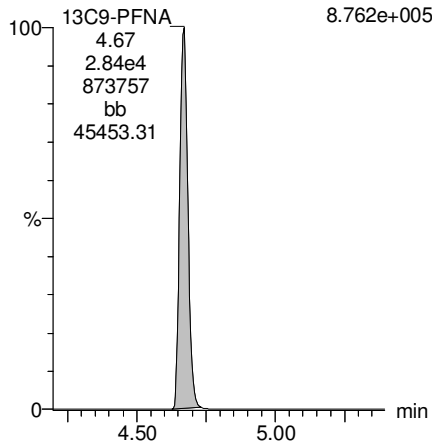
**13C3-PFHxS**

F18:MRM of 1 channel,ES-  
401.9 > 79.9  
1.957e+005



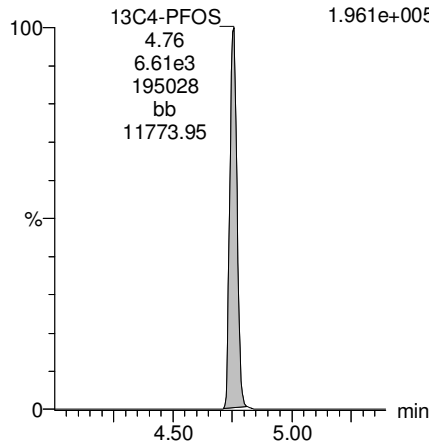
**13C9-PFNA**

F28:MRM of 1 channel,ES-  
472.2 > 426.9  
8.762e+005



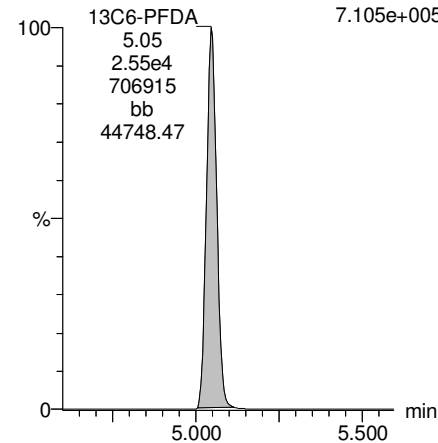
**13C4-PFOS**

F32:MRM of 1 channel,ES-  
503 > 79.9  
1.961e+005



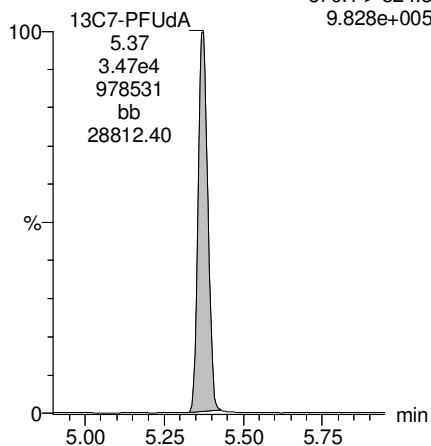
**13C6-PFDA**

F39:MRM of 1 channel,ES-  
519.1 > 473.7  
7.105e+005



**13C7-PFUdA**

F48:MRM of 1 channel,ES-  
570.1 > 524.8  
9.828e+005



Dataset: Z:\Projects\PFAS.PRO\Results\180310M1\180310M1-37.qld

Last Altered: Wednesday, March 14, 2018 10:38:03 Pacific Daylight Time

Printed: Wednesday, March 14, 2018 10:39:18 Pacific Daylight Time

Method: Z:\Projects\PFAS.PRO\MethDB\PFAS\_FULL\_80C\_030818.mdb 12 Mar 2018 15:51:17

Calibration: Z:\Projects\PFAS.PRO\CurveDB\C18\_VAL-PFAS\_Q4\_03-08-18-FULL.cdb 09 Mar 2018 18:24:24

Name: 180310M1\_37, Date: 10-Mar-2018, Time: 22:20:28, ID: B8B0157-BSD1 LCSD 0.25, Description: LCSD

	# Name	Trace	Area	IS Area	Wt./Vol.	RRF	Pred.RT	RT	y Axis Resp.	Conc.	%Rec
1	3 PFBS	299.0 > 79.7	3.60e3	2.48e3	0.250		2.98	2.61	18.1	41.8837	104.7
2	5 PFHxA	313.2 > 268.9	2.13e4	7.21e3	0.250		3.48	3.10	14.8	48.8678	122.2
3	7 PFHpA	363.0 > 318.9	1.79e4	1.76e4	0.250		4.10	3.71	12.7	45.8495	114.6
4	8 L-PFHxS	398.9 > 79.6	3.12e3	2.11e3	0.250		4.24	3.86	18.5	45.8544	114.6
5	11 L-PFOA	413 > 368.7	2.02e4	2.52e4	0.250		4.30	4.24	10.0	45.0464	112.6
6	14 PFNA	463.0 > 418.8	2.43e4	2.53e4	0.250		5.04	4.67	12.0	47.6801	119.2
7	16 L-PFOS	499 > 79.9	4.63e3	5.76e3	0.250		4.84	4.76	10.1	40.6646	101.7
8	18 PFDA	513 > 468.8	2.24e4	2.19e4	0.250		5.40	5.04	12.8	48.9858	122.5
9	21 N-MeFOSAA	570.1 > 419	1.05e4	8.60e3	0.250		5.55	5.20	15.3	43.6200	109.0
10	22 N-EtFOSAA	584.2 > 419	8.87e3	9.76e3	0.250		5.70	5.36	11.4	50.0019	125.0
11	23 PFUdA	563.0 > 518.9	2.02e4	2.38e4	0.250		5.72	5.37	10.6	46.7046	116.8



Dataset: Z:\Projects\PFAS.PRO\Results\180310M1\180310M1-37.qld

Last Altered: Wednesday, March 14, 2018 10:38:03 Pacific Daylight Time

Printed: Wednesday, March 14, 2018 10:39:26 Pacific Daylight Time

Method: Z:\Projects\PFAS.PRO\MethDB\PFAS\_FULL\_80C\_030818.mdb 12 Mar 2018 15:51:17

Calibration: Z:\Projects\PFAS.PRO\CurveDB\C18\_VAL-PFAS\_Q4\_03-08-18-FULL.cdb 09 Mar 2018 18:24:24

Name: 180310M1\_37, Date: 10-Mar-2018, Time: 22:20:28, ID: B8B0157-BSD1 LCSD 0.25, Description: LCSD

#	Name	Trace	Area	IS Area	Wt./Vol.	RRF	Pred.RT	RT	y Axis Resp.	Conc.	%Rec
1	25 PFD <sub>o</sub> A	612.9 > 569.0	2.20e4	2.50e4	0.250		5.99	5.66	11.0	33.3076	83.3
2	27 PFT <sub>r</sub> DA	662.9 > 618.9	2.51e4	2.50e4	0.250		6.22	5.91	12.5	35.3738	88.4
3	28 PFT <sub>e</sub> DA	712.9 > 668.8	2.35e4	1.75e4	0.250		6.41	6.13	16.7	37.1303	92.8
4	36 13C <sub>3</sub> -PFBS	302. > 98.8	2.48e3	2.85e4	0.250	0.096	2.98	2.61	1.09	45.3894	90.8
5	37 13C <sub>2</sub> -PFH <sub>x</sub> A	315 > 269.8	7.21e3	2.85e4	0.250	0.692	3.48	3.10	3.17	18.3087	91.5
6	38 13C <sub>4</sub> -PFH <sub>p</sub> A	367.2 > 321.8	1.76e4	2.85e4	0.250	0.659	4.10	3.71	7.75	47.0160	94.0
7	39 18O <sub>2</sub> -PFH <sub>x</sub> S	403.0 > 102.6	2.11e3	5.79e3	0.250	0.380	4.24	3.86	4.55	47.8618	95.7
8	40 13C <sub>2</sub> -6:2 FTS	429.1 > 408.9	6.72e3	2.51e4	0.250	0.245	4.56	4.18	3.35	54.8176	109.6
9	41 13C <sub>2</sub> -PFOA	414.9 > 369.7	2.52e4	2.51e4	0.250	1.032	4.61	4.24	12.6	48.8136	97.6
10	42 13C <sub>5</sub> -PFNA	468.2 > 422.9	2.53e4	3.40e4	0.250	0.936	5.04	4.67	9.31	39.7712	79.5
11	43 13C <sub>8</sub> -PFOSA	506.1 > 77.7	3.36e3	3.61e4	0.250	0.188	5.09	4.74	1.17	24.7941	49.6
12	44 13C <sub>8</sub> -PFOS	507.0 > 79.9	5.76e3	6.34e3	0.250	0.937	5.11	4.76	11.4	48.5001	97.0
13	45 13C <sub>2</sub> -PFDA	515.1 > 469.9	2.19e4	2.94e4	0.250	1.020	5.40	5.05	9.30	36.4571	72.9
14	46 13C <sub>2</sub> -8:2 FTS	529.1 > 508.7	4.57e3	2.85e4	0.250	0.135	5.38	5.02	2.01	59.4692	118.9
15	47 d <sub>3</sub> -N-MeFOSAA	573.3 > 419	8.60e3	3.61e4	0.250	0.405	5.55	5.20	2.98	29.3933	58.8
16	48 d <sub>5</sub> -N-EtFOSAA	589.3 > 419	9.76e3	3.61e4	0.250	0.447	5.70	5.36	3.38	30.2391	60.5
17	49 13C <sub>2</sub> -PFU <sub>d</sub> A	565 > 519.8	2.38e4	3.61e4	0.250	0.956	5.72	5.37	8.25	34.5241	69.0
18	50 13C <sub>2</sub> -PFD <sub>o</sub> A	615.0 > 569.7	2.50e4	3.61e4	0.250	0.795	5.99	5.66	8.67	43.6625	87.3
19	51 d <sub>3</sub> -N-MeFOSA	515.2 > 168.9	1.41e4	3.61e4	0.250	0.095	5.93	5.93	4.87	204.4140	34.1
20	52 13C <sub>2</sub> -PFT <sub>e</sub> DA	714.8 > 669.6	1.75e4	3.61e4	0.250	0.475	6.41	6.13	6.07	51.0853	102.2
21	53 d <sub>5</sub> -N-ETFOSA	531.1 > 168.9	2.05e4	3.61e4	0.250	0.124	6.25	6.34	7.11	228.9456	38.2
22	54 13C <sub>2</sub> -PFH <sub>x</sub> DA	815 > 769.7	1.35e4	3.61e4	0.250	1.168	6.69	6.48	4.67	16.0027	80.0
23	55 d <sub>7</sub> -N-MeFOSE	623.1 > 58.9	1.88e4	3.61e4	0.250	0.098	6.31	6.47	6.53	265.4867	44.2
24	56 d <sub>9</sub> -N-EtFOSE	639.2 > 58.8	2.01e4	3.61e4	0.250	0.094	6.45	6.62	6.97	298.2694	49.7
25	57 13C <sub>4</sub> -PFBA	217. > 171.8	1.90e4	1.90e4	0.250	1.000	1.73	1.35	12.5	50.0000	100.0
26	58 13C <sub>5</sub> -PFH <sub>x</sub> A	318 > 272.9	2.85e4	2.85e4	0.250	1.000	3.48	3.10	12.5	50.0000	100.0
27	59 13C <sub>3</sub> -PFH <sub>x</sub> S	401.9 > 79.9	5.79e3	5.79e3	0.250	1.000	4.24	3.86	12.5	50.0000	100.0
28	60 13C <sub>8</sub> -PFOA	421.3 > 376	2.51e4	2.51e4	0.250	1.000	4.61	4.24	12.5	50.0000	100.0
29	61 13C <sub>9</sub> -PFNA	472.2 > 426.9	3.40e4	3.40e4	0.250	1.000	4.70	4.67	12.5	50.0000	100.0
30	62 13C <sub>4</sub> -PFOS	503 > 79.9	6.34e3	6.34e3	0.250	1.000	5.11	4.76	12.5	50.0000	100.0
31	63 13C <sub>6</sub> -PFDA	519.1 > 473.7	2.94e4	2.94e4	0.250	1.000	5.40	5.05	12.5	50.0000	100.0
32	64 13C <sub>7</sub> -PFU <sub>d</sub> A	570.1 > 524.8	3.61e4	3.61e4	0.250	1.000	5.72	5.37	12.5	50.0000	100.0

Dataset: Z:\Projects\PFAS.PRO\Results\180310M1\180310M1-37.qld

Last Altered: Wednesday, March 14, 2018 10:38:03 Pacific Daylight Time

Printed: Wednesday, March 14, 2018 10:39:26 Pacific Daylight Time

Name: 180310M1\_37, Date: 10-Mar-2018, Time: 22:20:28, ID: B8B0157-BSD1 LCSD 0.25, Description: LCSD

	# Name	Trace	Area	IS Area	Wt./Vol.	RRF	Pred.RT	RT	y Axis Resp.	Conc.	%Rec
33	65 Total PFHxS	398.9 > 79.6	3.12e3	2.11e3	0.250		4.24		18.5	45.8544	
34	66 Total PFOA	413 > 368.7	2.02e4	2.52e4	0.250		4.25		10.0	45.0464	
35	67 Total PFOS	499 > 79.9	4.63e3	5.76e3	0.250		5.11		10.1	40.6646	
36	68 Total N-MeFOSAA	570.1 > 419	1.05e4	8.60e3	0.250		5.55		15.3	43.6200	
37	69 Total N-EtFOSAA	584.2 > 419	8.87e3	9.76e3	0.250		5.70		11.4	50.0019	

Dataset: Z:\Projects\PFAS.PRO\Results\180310M1\180310M1-37.qld

Last Altered: Wednesday, March 14, 2018 10:38:03 Pacific Daylight Time

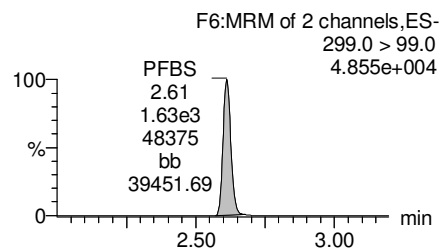
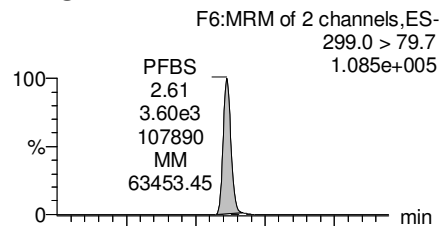
Printed: Wednesday, March 14, 2018 10:39:26 Pacific Daylight Time

Method: Z:\Projects\PFAS.PRO\MethDB\PFAS\_FULL\_80C\_030818.mdb 12 Mar 2018 15:51:17

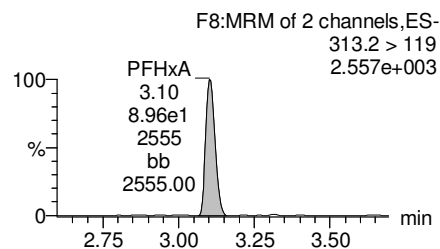
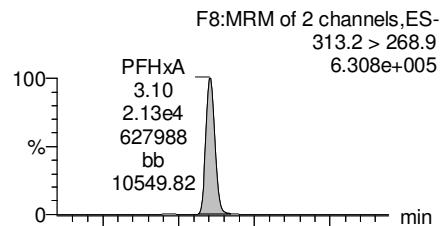
Calibration: Z:\Projects\PFAS.PRO\CurveDB\C18\_VAL-PFAS\_Q4\_03-08-18-FULL.cdb 09 Mar 2018 18:24:24

Name: 180310M1\_37, Date: 10-Mar-2018, Time: 22:20:28, ID: B8B0157-BSD1 LCSD 0.25, Description: LCSD

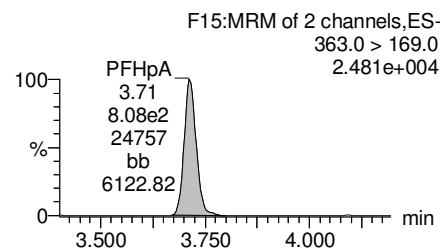
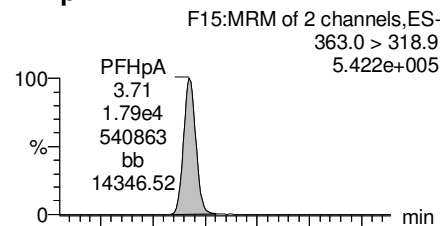
**PFBS**



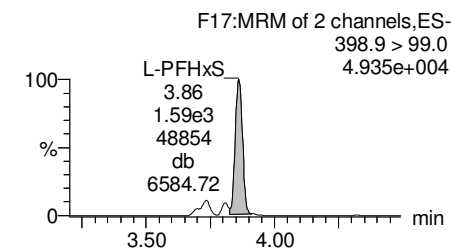
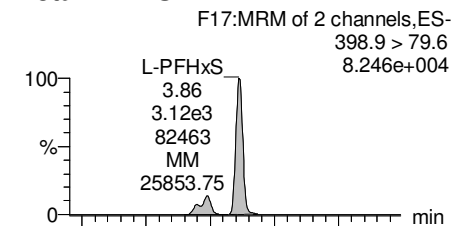
**PFHxA**



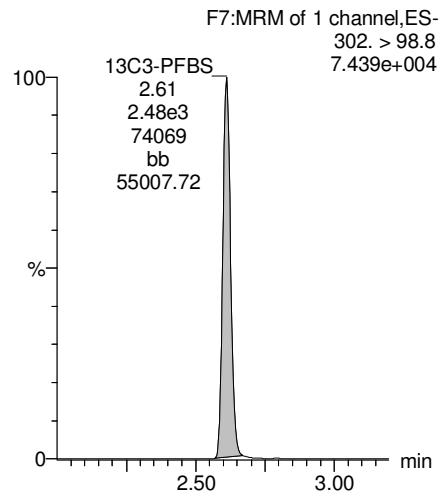
**PFHpA**



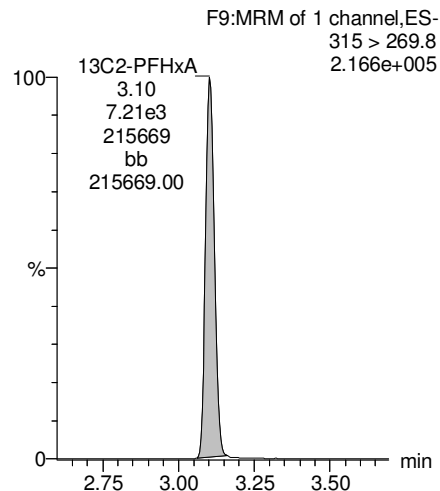
**Total PFHxS**



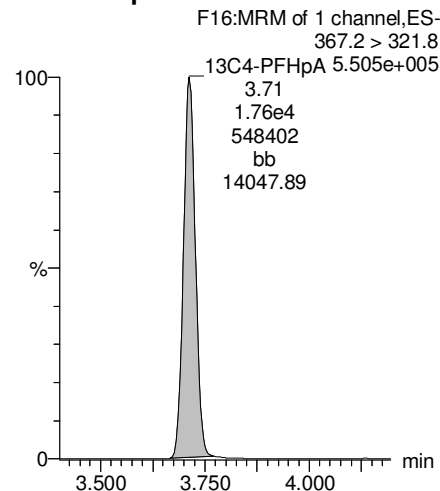
**13C3-PFBS**



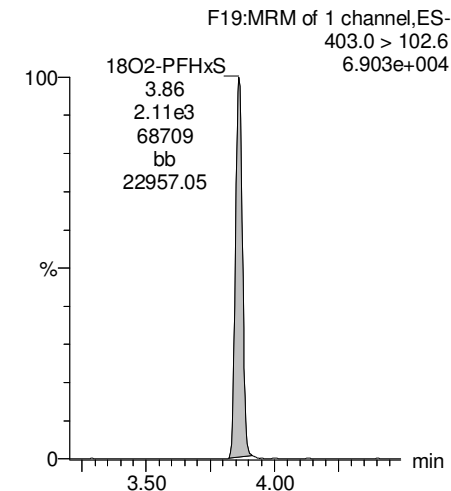
**13C2-PFHxA**



**13C4-PFHpA**



**18O2-PFHxS**



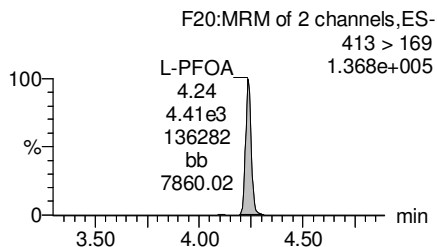
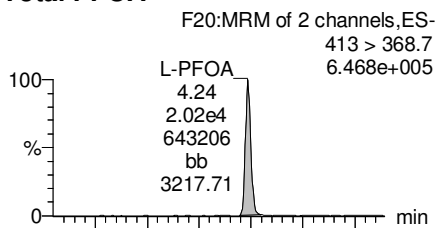
Dataset: Z:\Projects\PFAS.PRO\Results\180310M1\180310M1-37.qld

Last Altered: Wednesday, March 14, 2018 10:38:03 Pacific Daylight Time

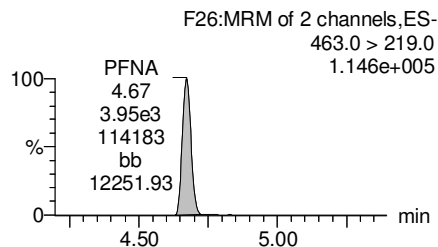
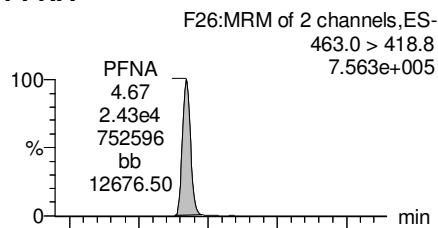
Printed: Wednesday, March 14, 2018 10:39:26 Pacific Daylight Time

Name: 180310M1\_37, Date: 10-Mar-2018, Time: 22:20:28, ID: B8B0157-BSD1 LCSD 0.25, Description: LCSD

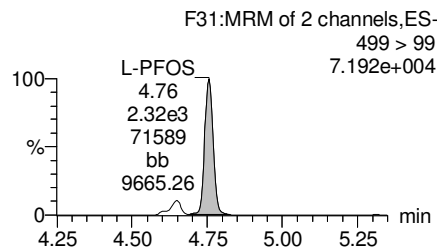
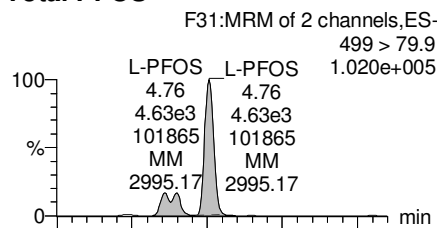
**Total PFOA**



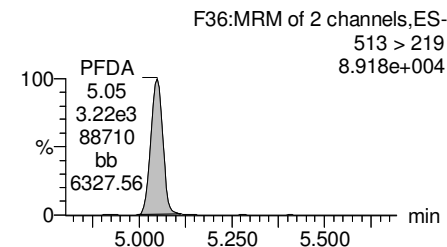
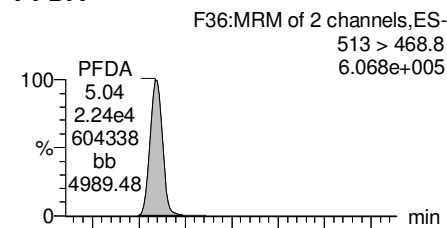
**PFNA**



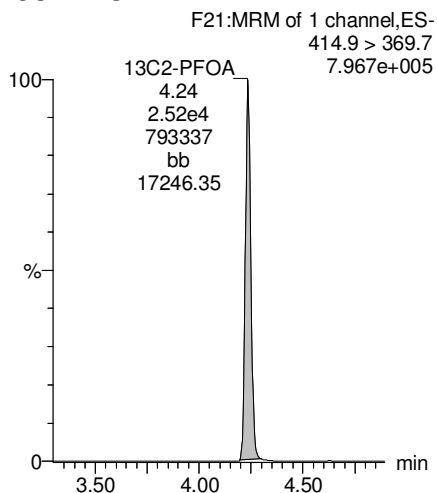
**Total PFOS**



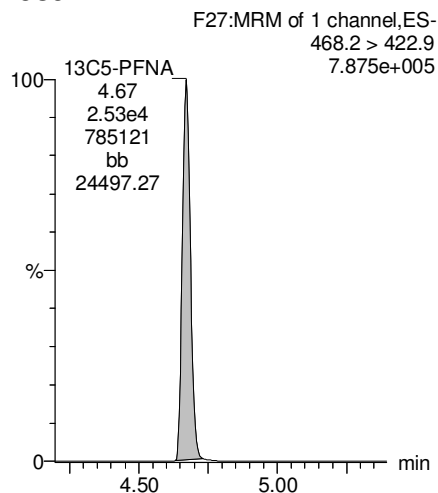
**PFDA**



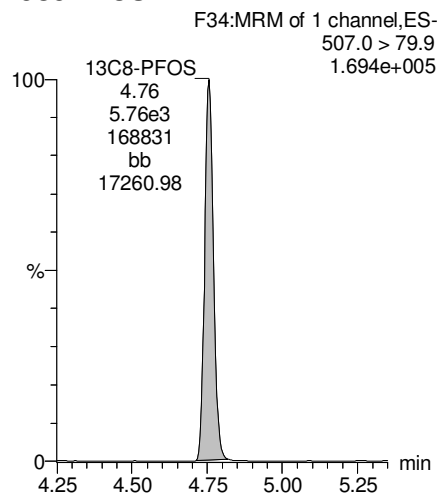
**13C2-PFOA**



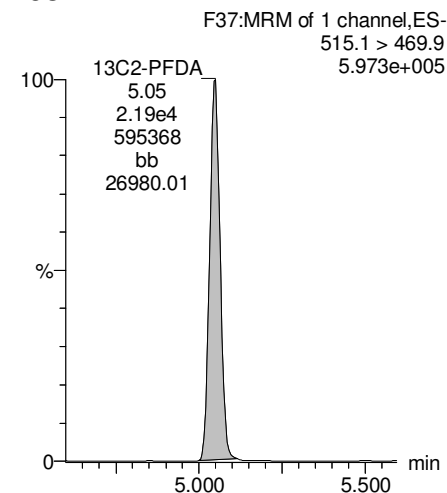
**13C5-PFNA**



**13C8-PFOS**



**13C2-PFDA**



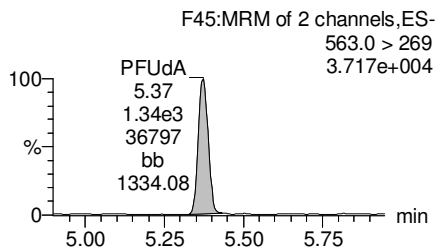
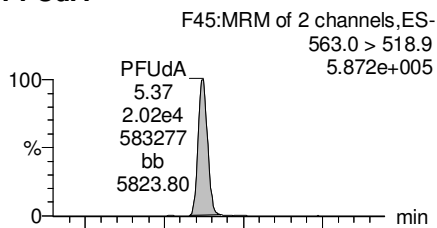
Dataset: Z:\Projects\PFAS.PRO\Results\180310M1\180310M1-37.qld

Last Altered: Wednesday, March 14, 2018 10:38:03 Pacific Daylight Time

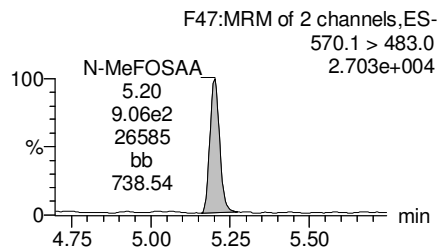
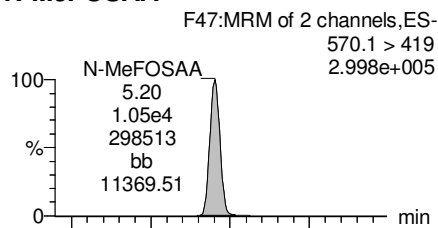
Printed: Wednesday, March 14, 2018 10:39:26 Pacific Daylight Time

Name: 180310M1\_37, Date: 10-Mar-2018, Time: 22:20:28, ID: B8B0157-BSD1 LCSD 0.25, Description: LCSD

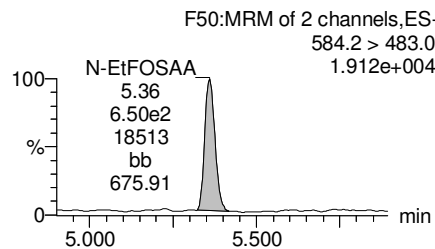
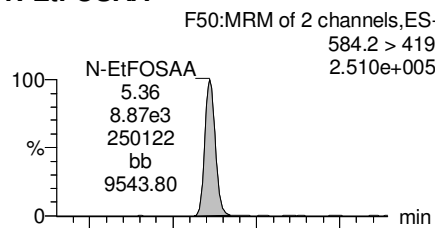
**PFUdA**



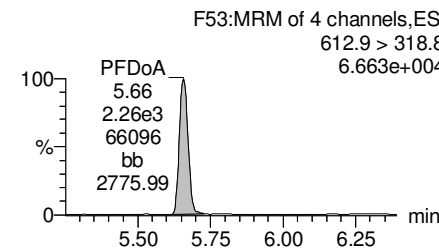
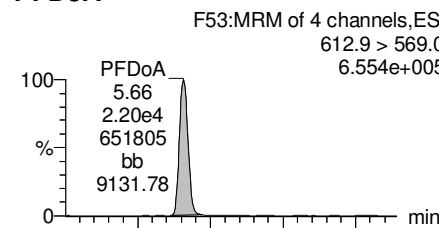
**N-MeFOSAA**



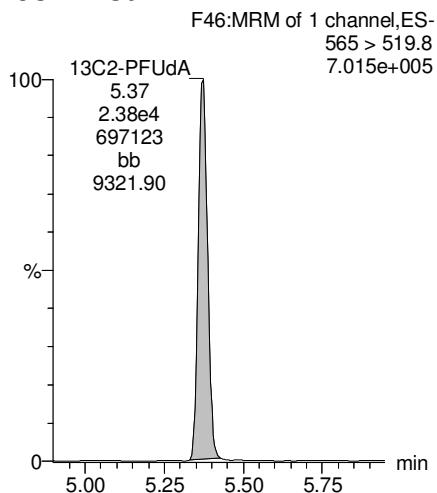
**N-EtFOSAA**



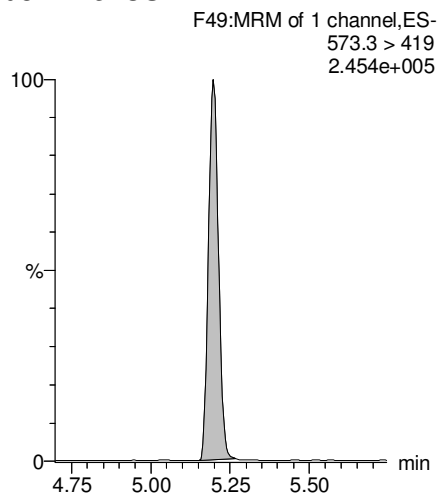
**PFDaA**



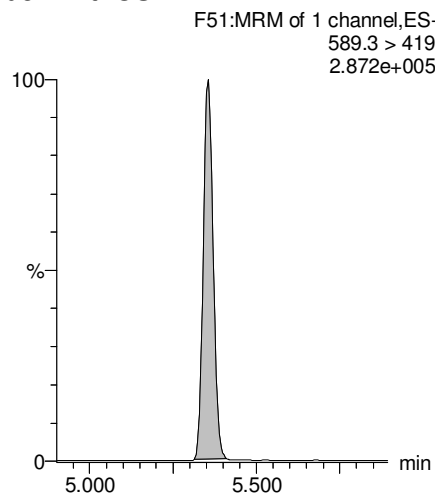
**13C2-PFUdA**



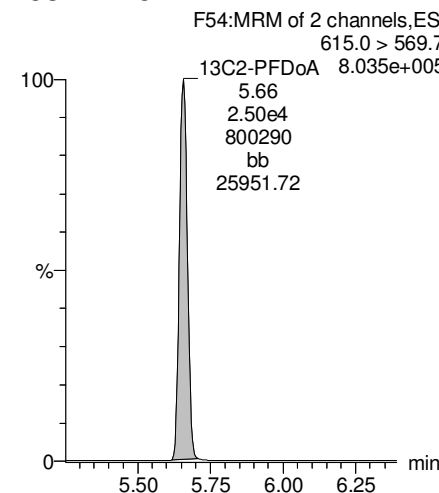
**d3-N-MeFOSAA**



**d5-N-EtFOSAA**



**13C2-PFDaA**



Dataset: Z:\Projects\PFAS.PRO\Results\180310M1\180310M1-37.qld

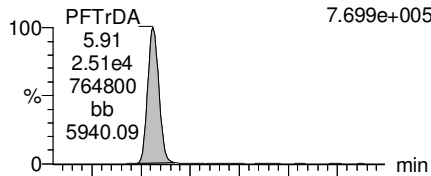
Last Altered: Wednesday, March 14, 2018 10:38:03 Pacific Daylight Time

Printed: Wednesday, March 14, 2018 10:39:26 Pacific Daylight Time

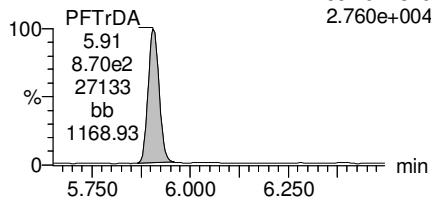
Name: 180310M1\_37, Date: 10-Mar-2018, Time: 22:20:28, ID: B8B0157-BSD1 LCSD 0.25, Description: LCSD

**PFTrDA**

F59:MRM of 2 channels,ES-  
662.9 > 618.9  
7.699e+005




F59:MRM of 2 channels,ES-  
662.9 > 319  
2.760e+004

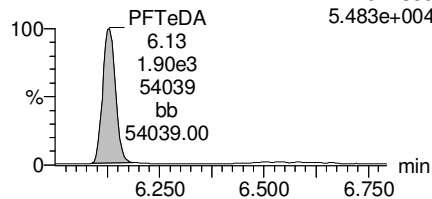


**PFTeDA**

F60:MRM of 2 channels,ES-  
712.9 > 668.8  
6.696e+005

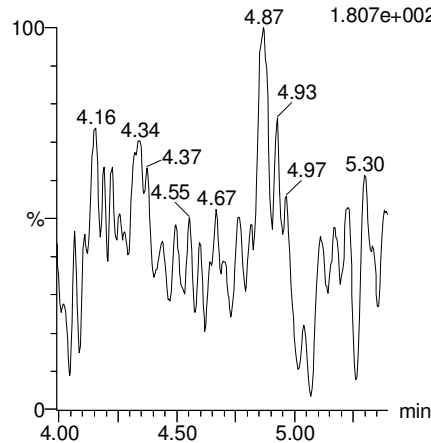


F60:MRM of 2 channels,ES-  
712.9 > 369  
5.483e+004



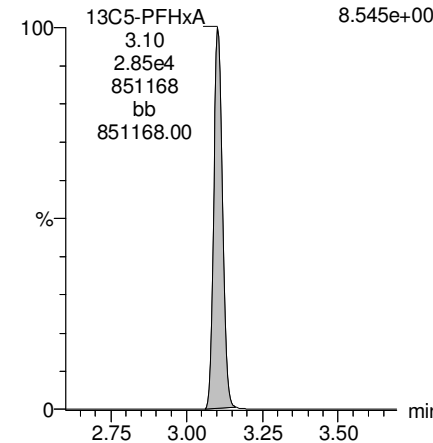
**TCDA**

F30:MRM of 3 channels,ES-  
498.3 > 106.9  
1.807e+002



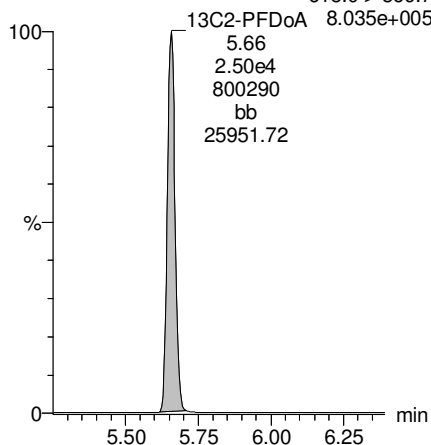
**13C5-PFHxA**

F10:MRM of 1 channel,ES-  
318 > 272.9  
8.545e+005



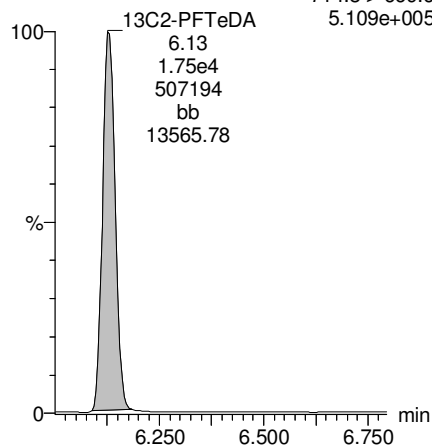
**13C2-PFDoA**

F54:MRM of 2 channels,ES-  
615.0 > 569.7  
8.035e+005



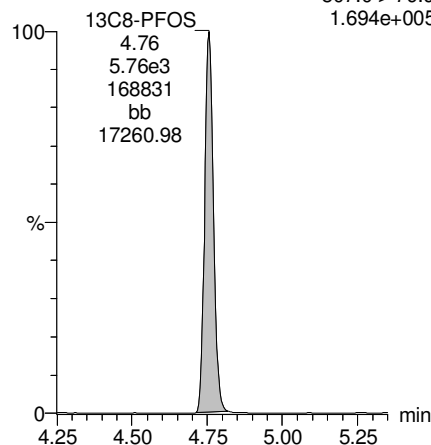
**13C2-PFTeDA**

F61:MRM of 2 channels,ES-  
714.8 > 669.6  
5.109e+005



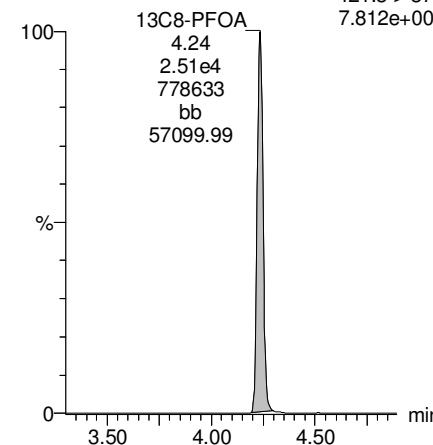
**13C8-PFOS**

F34:MRM of 1 channel,ES-  
507.0 > 79.9  
1.694e+005



**13C8-PFOA**

F22:MRM of 1 channel,ES-  
421.3 > 376  
7.812e+005



Dataset: Z:\Projects\PFAS.PRO\Results\180310M1\180310M1-37.qld

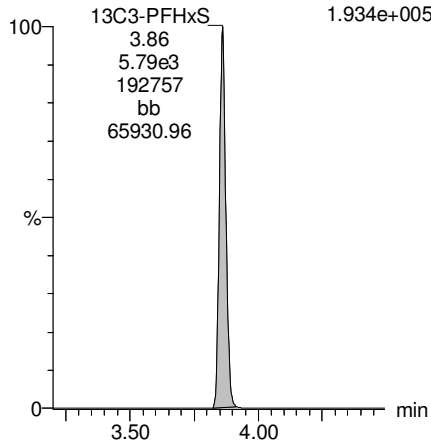
Last Altered: Wednesday, March 14, 2018 10:38:03 Pacific Daylight Time

Printed: Wednesday, March 14, 2018 10:39:26 Pacific Daylight Time

Name: 180310M1\_37, Date: 10-Mar-2018, Time: 22:20:28, ID: B8B0157-BSD1 LCSD 0.25, Description: LCSD

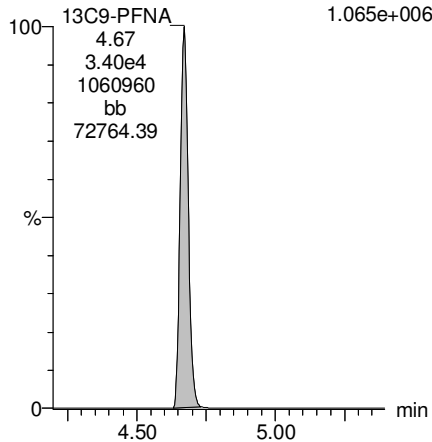
**13C3-PFHxS**

F18:MRM of 1 channel,ES-  
401.9 > 79.9  
1.934e+005



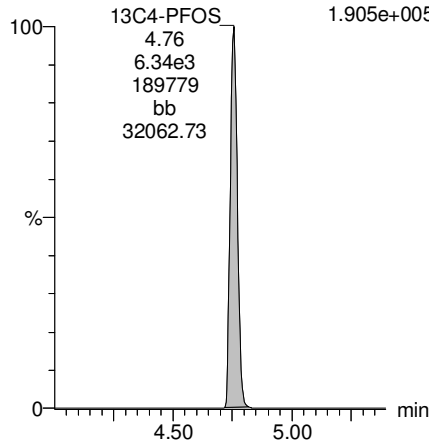
**13C9-PFNA**

F28:MRM of 1 channel,ES-  
472.2 > 426.9  
1.065e+006



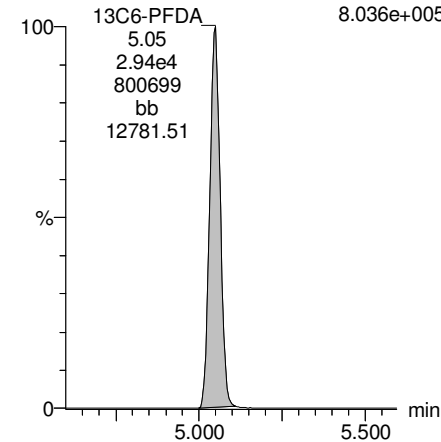
**13C4-PFOS**

F32:MRM of 1 channel,ES-  
503 > 79.9  
1.905e+005



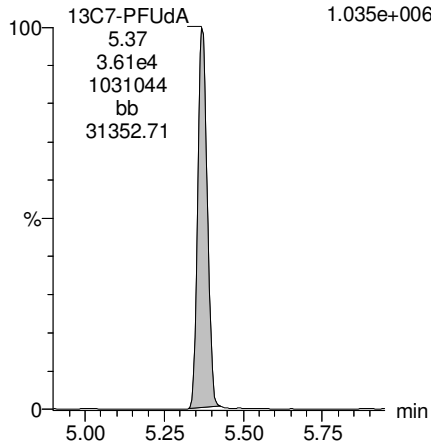
**13C6-PFDA**

F39:MRM of 1 channel,ES-  
519.1 > 473.7  
8.036e+005



**13C7-PFUDa**

F48:MRM of 1 channel,ES-  
570.1 > 524.8  
1.035e+006



Dataset: Z:\Projects\PFAS.PRO\Results\180310M1\180310M1-54.qld

Last Altered: Wednesday, March 14, 2018 09:48:26 Pacific Daylight Time

Printed: Wednesday, March 14, 2018 09:48:50 Pacific Daylight Time

Method: Z:\Projects\PFAS.PRO\MethDB\PFAS\_FULL\_80C\_030818.mdb 12 Mar 2018 15:51:17

\*See dilution

Calibration: Z:\Projects\PFAS.PRO\CurveDB\C18\_VAL-PFAS\_Q4\_03-08-18-FULL.cdb 09 Mar 2018 18:24:24

Name: 180310M1\_54, Date: 11-Mar-2018, Time: 01:35:41, ID: 1800353-01 WI-AF-N2-5-0218 0.11121, Description: WI-AF-N2-5-0218

	# Name	Trace	Area	IS Area	Wt./Vol.	RRF	Pred.RT	RT	y Axis Resp.	Conc.	%Rec
1	3 PFBS	299.0 > 79.7	1.94e3	3.27e3	0.111		2.98	2.61	7.40	38.8344	
2	5 PFHxA	313.2 > 268.9	7.66e4	8.66e3	0.111		3.48	3.10	44.3	330.4025	
3	7 PFHpA	363.0 > 318.9	4.98e4	2.28e4	0.111		4.10	3.71	27.3	222.9925	
4	8 L-PFHxS	398.9 > 79.6	3.35e4	2.35e3	0.111		4.24	3.86	179	994.5930	
5	11 L-PFOA	413 > 368.7	8.03e4	3.12e4	0.111		4.30	4.23	32.2	327.8824	
6	14 PFNA	463.0 > 418.8	1.33e4	2.90e4	0.111		5.04	4.67	5.72	50.8886	
7	16 L-PFOS	499 > 79.9	4.91e5	3.31e3	0.111		4.84	4.75	1860	16853.9553 E*	
8	18 PFDA	513 > 468.8	6.17e3	2.95e4	0.111		5.40	5.04	2.61	22.3228	
9	21 N-MeFOSAA	570.1 > 419		1.13e4	0.111		5.55				
10	22 N-EtFOSAA	584.2 > 419		1.31e4	0.111		5.70				
11	23 PFUdA	563.0 > 518.9		3.47e4	0.111		5.72				



Dataset: Z:\Projects\PFAS.PRO\Results\180310M1\180310M1-54.qld

Last Altered: Wednesday, March 14, 2018 09:48:26 Pacific Daylight Time

Printed: Wednesday, March 14, 2018 09:48:59 Pacific Daylight Time

Method: Z:\Projects\PFAS.PRO\MethDB\PFAS\_FULL\_80C\_030818.mdb 12 Mar 2018 15:51:17

Calibration: Z:\Projects\PFAS.PRO\CurveDB\C18\_VAL-PFAS\_Q4\_03-08-18-FULL.cdb 09 Mar 2018 18:24:24

Name: 180310M1\_54, Date: 11-Mar-2018, Time: 01:35:41, ID: 1800353-01 WI-AF-N2-5-0218 0.11121, Description: WI-AF-N2-5-0218

#	Name	Trace	Area	IS Area	Wt./Vol.	RRF	Pred.RT	RT	y Axis Resp.	Conc.	%Rec	
1	25	PFDa	612.9 > 569.0	3.21e4	0.111		5.99					
2	27	PFTDA	662.9 > 618.9	3.21e4	0.111		6.22					
3	28	PFTeDA	712.9 > 668.8	1.89e4	0.111		6.41					
4	36	13C3-PFBS	302. > 98.8	3.27e3	3.34e4	0.111	0.096	2.98	2.61	1.22	114.6203	102.0
5	37	13C2-PFHxA	315 > 269.8	8.66e3	3.34e4	0.111	0.692	3.48	3.10	3.24	42.0730	93.6
6	38	13C4-PFHpA	367.2 > 321.8	2.28e4	3.34e4	0.111	0.659	4.10	3.71	8.54	116.4423	103.6
7	39	18O2-PFHxS	403.0 > 102.6	2.35e3	7.06e3	0.111	0.380	4.24	3.86	4.15	98.1938	87.4
8	40	13C2-6:2 FTS	429.1 > 408.9	7.85e3	3.32e4	0.111	0.245	4.56	4.17	2.95	108.6183	96.6
9	41	13C2-PFOA	414.9 > 369.7	3.12e4	3.32e4	0.111	1.032	4.61	4.23	11.7	102.3138	91.0
10	42	13C5-PFNA	468.2 > 422.9	2.90e4	3.59e4	0.111	0.936	5.04	4.67	10.1	97.2054	86.5
11	43	13C8-PFOA	506.1 > 77.7	3.66e3	4.59e4	0.111	0.188	5.09	4.73	0.995	47.5698	42.3
12	44	13C8-PFOS	507.0 > 79.9	3.31e3	3.81e3	0.111	0.937	5.11	4.75	10.9	104.1797	92.7
13	45	13C2-PFDA	515.1 > 469.9	2.95e4	3.83e4	0.111	1.020	5.40	5.04	9.65	85.0545	75.7
14	46	13C2-8:2 FTS	529.1 > 508.7	1.37e4	3.34e4	0.111	0.135	5.38	5.02	5.14	342.7696	305.0
15	47	d3-N-MeFOSAA	573.3 > 419	1.13e4	4.59e4	0.111	0.405	5.55	5.20	3.06	67.9615	60.5
16	48	d5-N-EtFOSAA	589.3 > 419	1.31e4	4.59e4	0.111	0.447	5.70	5.36	3.56	71.6307	63.7
17	49	13C2-PFUDa	565 > 519.8	3.47e4	4.59e4	0.111	0.956	5.72	5.37	9.46	88.9851	79.2
18	50	13C2-PFDoA	615.0 > 569.7	3.21e4	4.59e4	0.111	0.795	5.99	5.66	8.74	98.8526	87.9
19	51	d3-N-MeFOSA	515.2 > 168.9		4.59e4	0.111	0.095	5.93				
20	52	13C2-PFTeDA	714.8 > 669.6	1.89e4	4.59e4	0.111	0.475	6.41	6.13	5.14	97.1919	86.5
21	53	d5-N-ETFOSA	531.1 > 168.9		4.59e4	0.111	0.124	6.25				
22	54	13C2-PFHxDA	815 > 769.7	6.83e3	4.59e4	0.111	1.168	6.69	6.48	1.86	14.3127	31.8
23	55	d7-N-MeFOSE	623.1 > 58.9		4.59e4	0.111	0.098	6.31				
24	56	d9-N-EtFOSE	639.2 > 58.8		4.59e4	0.111	0.094	6.45				
25	57	13C4-PFBA	217. > 171.8	2.19e4	2.19e4	0.111	1.000	1.73	1.35	12.5	112.4000	100.0
26	58	13C5-PFHxA	318 > 272.9	3.34e4	3.34e4	0.111	1.000	3.48	3.10	12.5	112.4000	100.0
27	59	13C3-PFHxS	401.9 > 79.9	7.06e3	7.06e3	0.111	1.000	4.24	3.86	12.5	112.4000	100.0
28	60	13C8-PFOA	421.3 > 376	3.32e4	3.32e4	0.111	1.000	4.61	4.23	12.5	112.4000	100.0
29	61	13C9-PFNA	472.2 > 426.9	3.59e4	3.59e4	0.111	1.000	4.70	4.67	12.5	112.4000	100.0
30	62	13C4-PFOS	503 > 79.9	3.81e3	3.81e3	0.111	1.000	5.11	4.76	12.5	112.4000	100.0
31	63	13C6-PFDA	519.1 > 473.7	3.83e4	3.83e4	0.111	1.000	5.40	5.05	12.5	112.4000	100.0
32	64	13C7-PFUDa	570.1 > 524.8	4.59e4	4.59e4	0.111	1.000	5.72	5.37	12.5	112.4000	100.0

Dataset: Z:\Projects\PFAS.PRO\Results\180310M1\180310M1-54.qld

Last Altered: Wednesday, March 14, 2018 09:48:26 Pacific Daylight Time

Printed: Wednesday, March 14, 2018 09:48:59 Pacific Daylight Time

Name: 180310M1\_54, Date: 11-Mar-2018, Time: 01:35:41, ID: 1800353-01 WI-AF-N2-5-0218 0.11121, Description: WI-AF-N2-5-0218

	# Name	Trace	Area	IS Area	Wt./Vol.	RRF	Pred.RT	RT	y Axis Resp.	Conc.	%Rec
33	65 Total PFHxS	398.9 > 79.6	3.35e4	2.35e3	0.111		4.24		179	994.5930	
34	66 Total PFOA	413 > 368.7	8.29e4	3.12e4	0.111		4.25		33.2	337.6372	
35	67 Total PFOS	499 > 79.9	4.91e5	3.31e3	0.111		5.11		1860	16853.9553	
36	68 Total N-MeFOSAA	570.1 > 419	0.00e0	1.13e4	0.111		5.55		0.000		
37	69 Total N-EtFOSAA	584.2 > 419	0.00e0	1.31e4	0.111		5.70		0.000		

Dataset: Z:\Projects\PFAS.PRO\Results\180310M1\180310M1-54.qld

Last Altered: Wednesday, March 14, 2018 09:48:26 Pacific Daylight Time

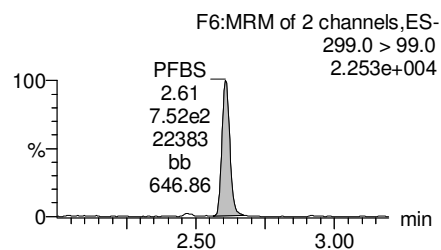
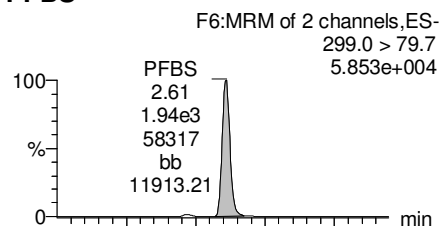
Printed: Wednesday, March 14, 2018 09:48:59 Pacific Daylight Time

Method: Z:\Projects\PFAS.PRO\MethDB\PFAS\_FULL\_80C\_030818.mdb 12 Mar 2018 15:51:17

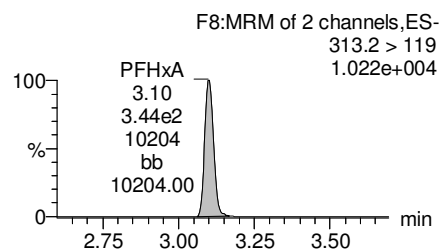
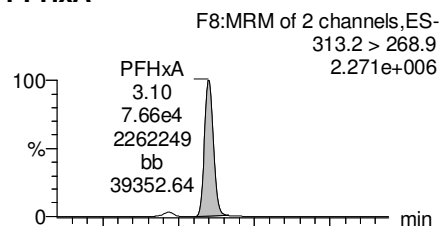
Calibration: Z:\Projects\PFAS.PRO\CurveDB\C18\_VAL-PFAS\_Q4\_03-08-18-FULL.cdb 09 Mar 2018 18:24:24

Name: 180310M1\_54, Date: 11-Mar-2018, Time: 01:35:41, ID: 1800353-01 WI-AF-N2-5-0218 0.11121, Description: WI-AF-N2-5-0218

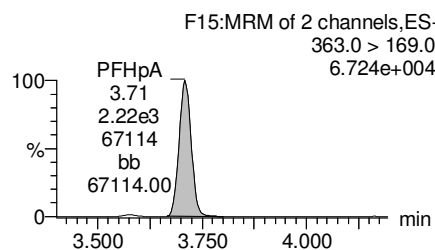
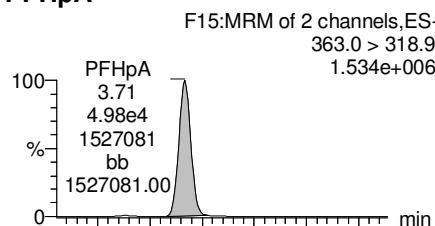
**PFBS**



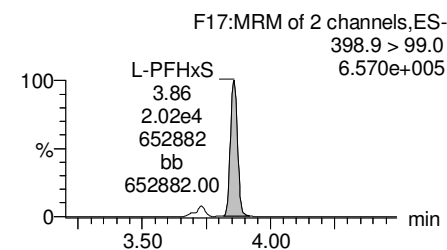
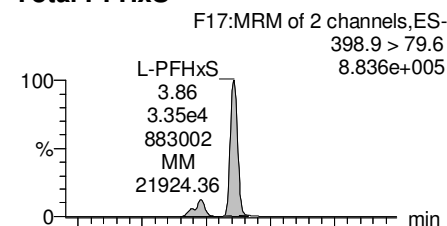
**PFHxA**



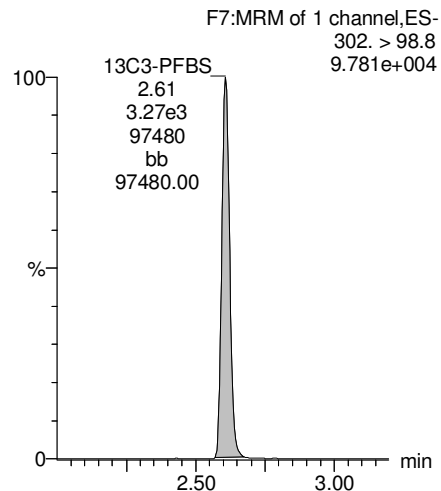
**PFHpA**



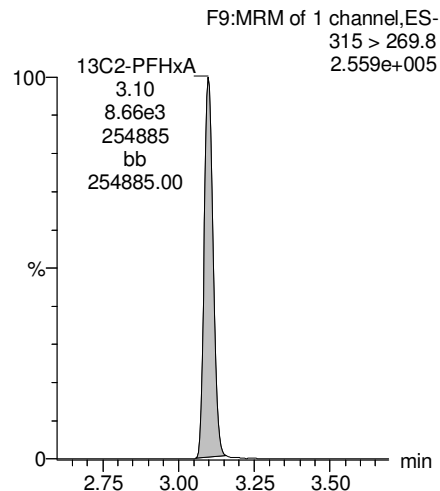
**Total PFHxS**



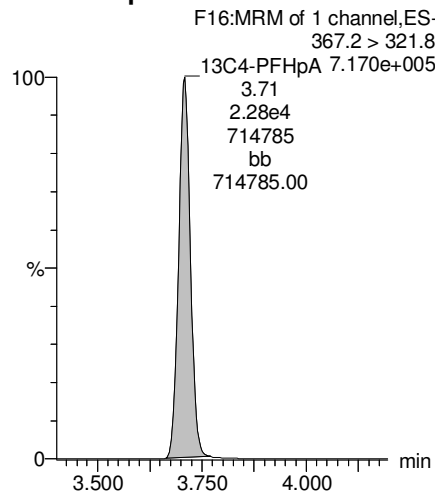
**13C3-PFBS**



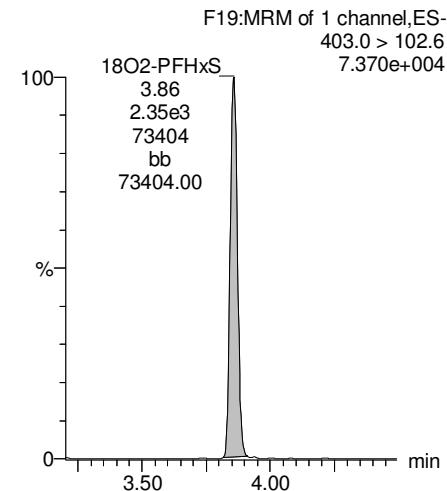
**13C2-PFHxA**



**13C4-PFHpA**



**18O2-PFHxS**



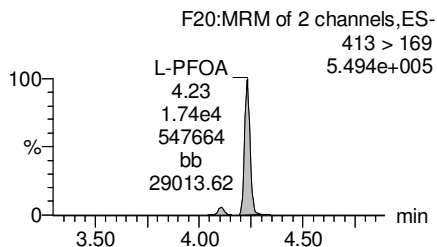
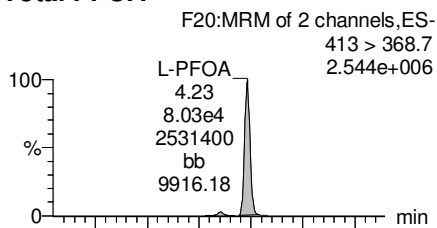
Dataset: Z:\Projects\PFAS.PRO\Results\180310M1\180310M1-54.qld

Last Altered: Wednesday, March 14, 2018 09:48:26 Pacific Daylight Time

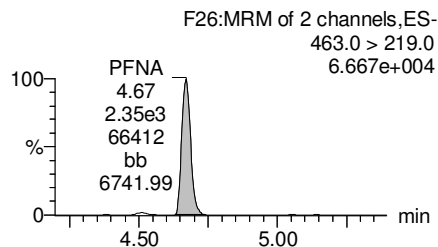
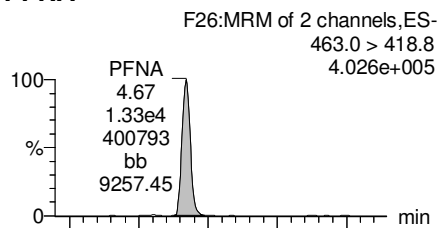
Printed: Wednesday, March 14, 2018 09:48:59 Pacific Daylight Time

Name: 180310M1\_54, Date: 11-Mar-2018, Time: 01:35:41, ID: 1800353-01 WI-AF-N2-5-0218 0.11121, Description: WI-AF-N2-5-0218

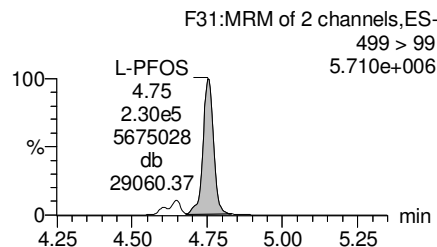
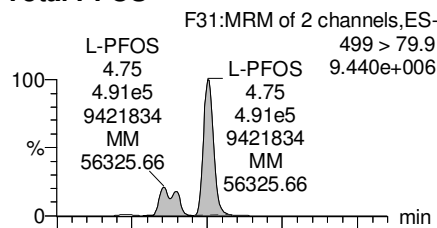
**Total PFOA**



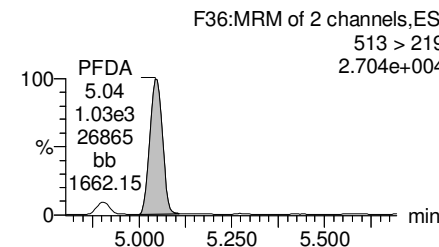
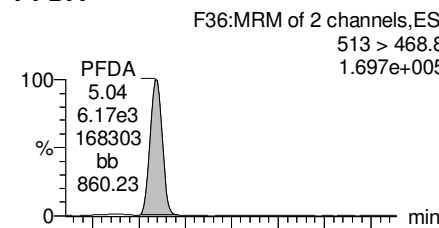
**PFNA**



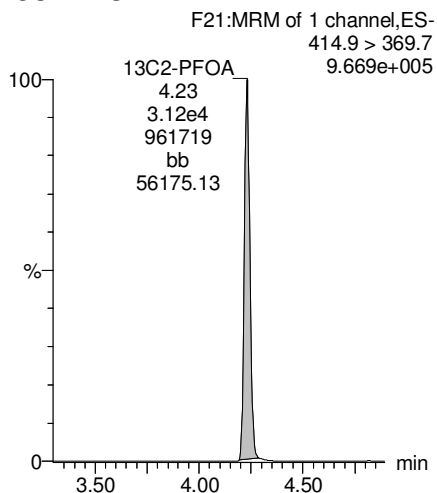
**Total PFOS**



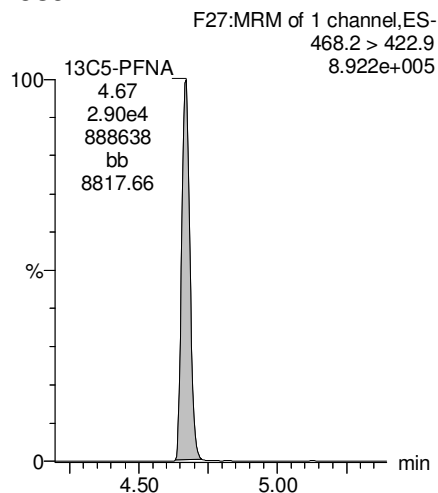
**PFDA**



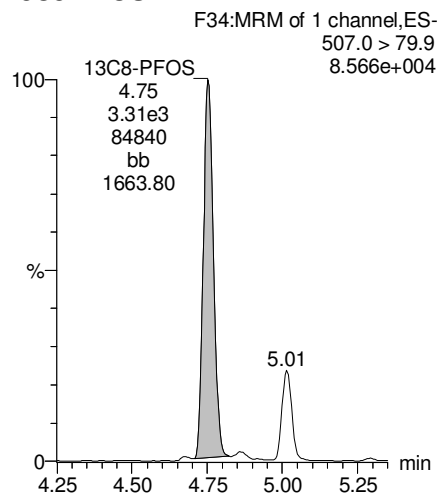
**13C2-PFOA**



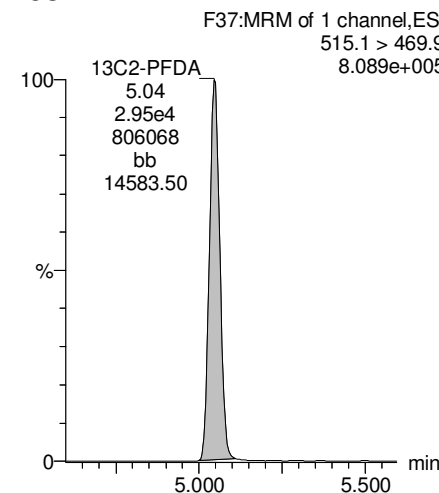
**13C5-PFNA**



**13C8-PFOS**



**13C2-PFDA**



Dataset: Z:\Projects\PFAS.PRO\Results\180310M1\180310M1-54.qld

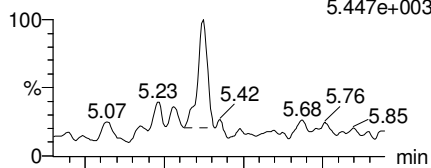
Last Altered: Wednesday, March 14, 2018 09:48:26 Pacific Daylight Time

Printed: Wednesday, March 14, 2018 09:48:59 Pacific Daylight Time

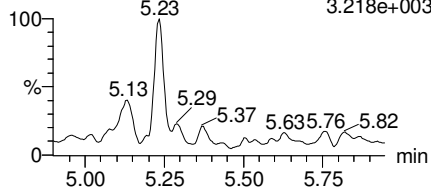
Name: 180310M1\_54, Date: 11-Mar-2018, Time: 01:35:41, ID: 1800353-01 WI-AF-N2-5-0218 0.11121, Description: WI-AF-N2-5-0218

**PFUdA**

F45:MRM of 2 channels,ES-  
563.0 > 518.9  
5.447e+003

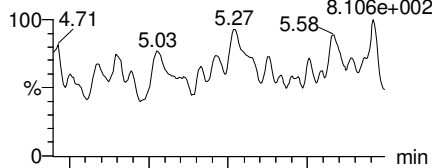


F45:MRM of 2 channels,ES-  
563.0 > 269  
3.218e+003

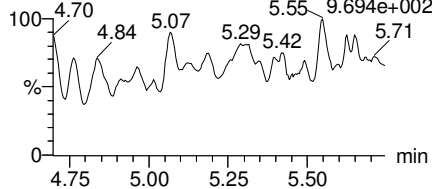


**N-MeFOSAA**

F47:MRM of 2 channels,ES-  
570.1 > 419  
8.106e+002

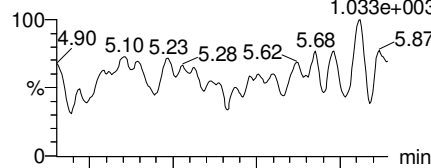


F47:MRM of 2 channels,ES-  
570.1 > 483.0  
9.694e+002

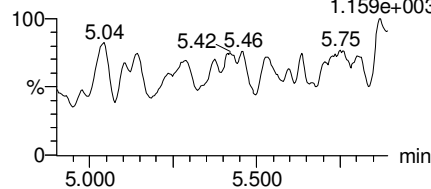


**N-EtFOSAA**

F50:MRM of 2 channels,ES-  
584.2 > 419  
1.033e+003

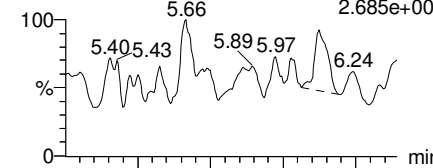


F50:MRM of 2 channels,ES-  
584.2 > 483.0  
1.159e+003

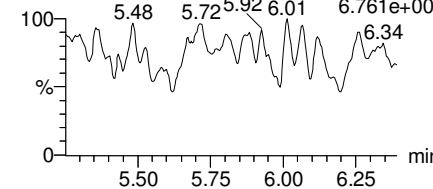


**PFDoA**

F53:MRM of 4 channels,ES-  
612.9 > 569.0  
2.685e+003

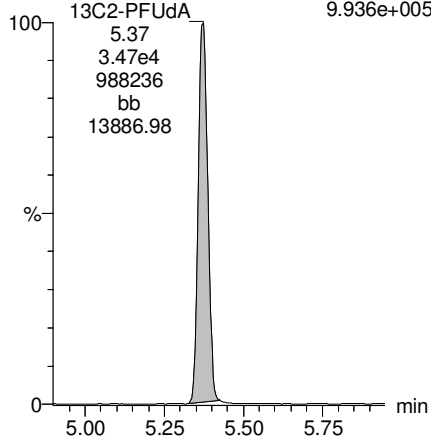


F53:MRM of 4 channels,ES-  
612.9 > 318.8  
6.761e+002



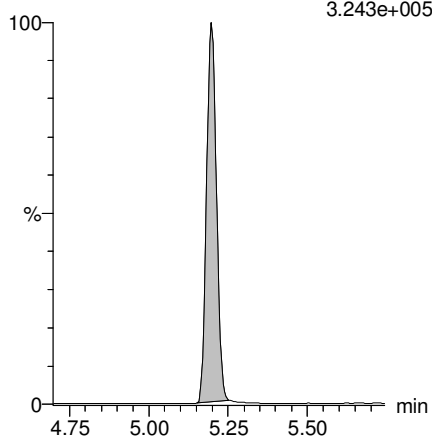
**13C2-PFUdA**

F46:MRM of 1 channel,ES-  
565 > 519.8  
9.936e+005



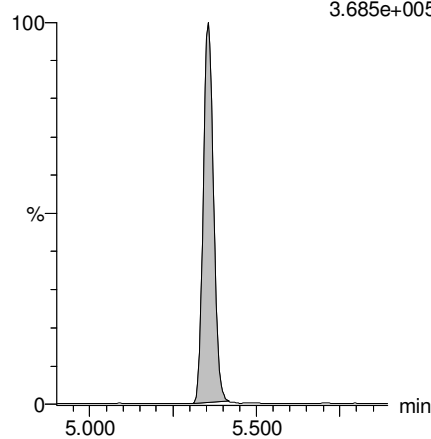
**d3-N-MeFOSAA**

F49:MRM of 1 channel,ES-  
573.3 > 419  
3.243e+005



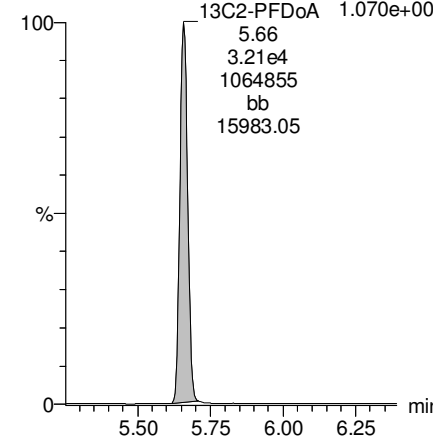
**d5-N-EtFOSAA**

F51:MRM of 1 channel,ES-  
589.3 > 419  
3.685e+005



**13C2-PFDoA**

F54:MRM of 2 channels,ES-  
615.0 > 569.7  
1.070e+006



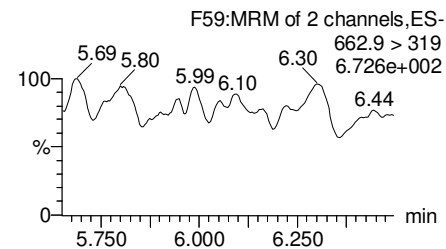
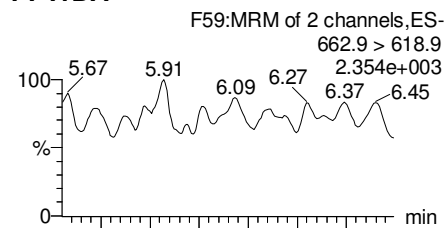
Dataset: Z:\Projects\PFAS.PRO\Results\180310M1\180310M1-54.qld

Last Altered: Wednesday, March 14, 2018 09:48:26 Pacific Daylight Time

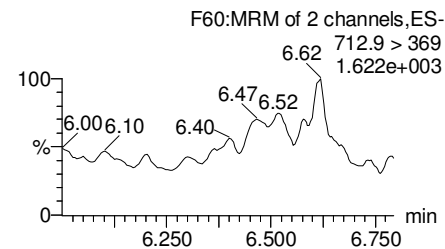
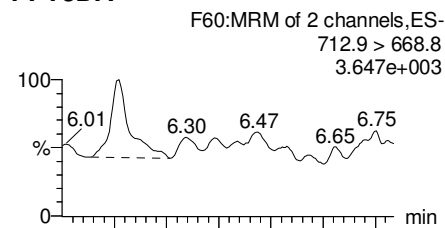
Printed: Wednesday, March 14, 2018 09:48:59 Pacific Daylight Time

Name: 180310M1\_54, Date: 11-Mar-2018, Time: 01:35:41, ID: 1800353-01 WI-AF-N2-5-0218 0.11121, Description: WI-AF-N2-5-0218

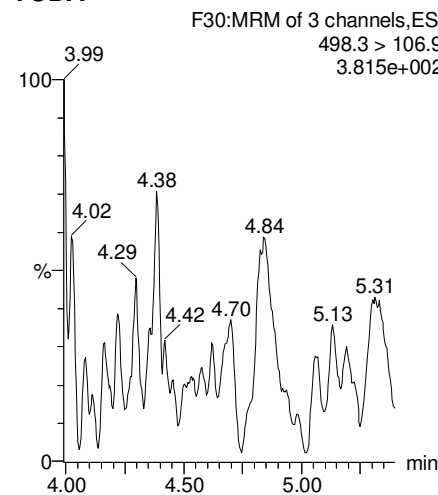
**PFTrDA**



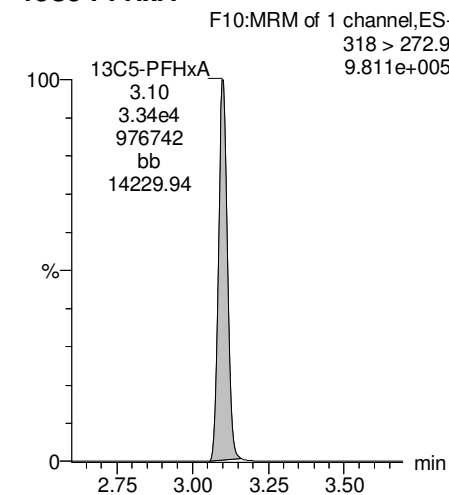
**PFTeDA**



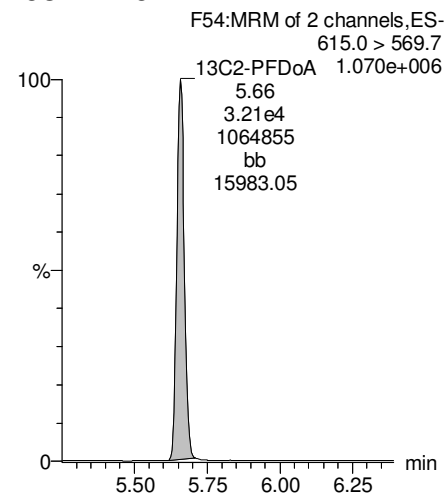
**TCDA**



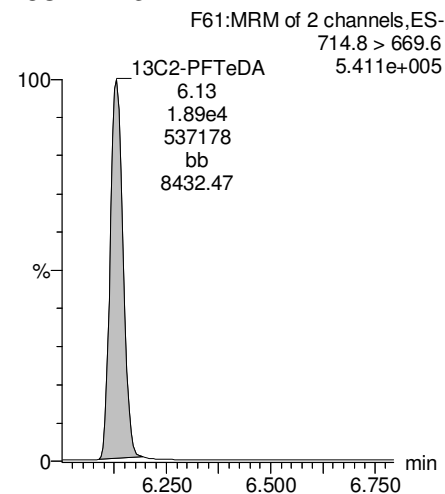
**13C5-PFHxA**



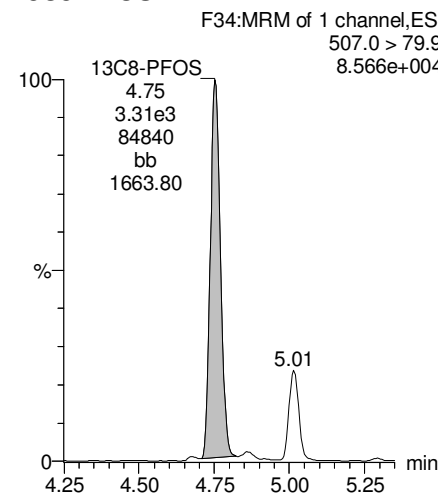
**13C2-PFDoA**



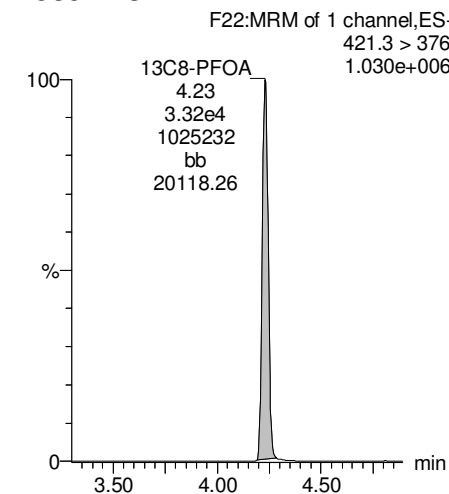
**13C2-PFTeDA**



**13C8-PFOS**



**13C8-PFOA**



Dataset: Z:\Projects\PFAS.PRO\Results\180310M1\180310M1-54.qld

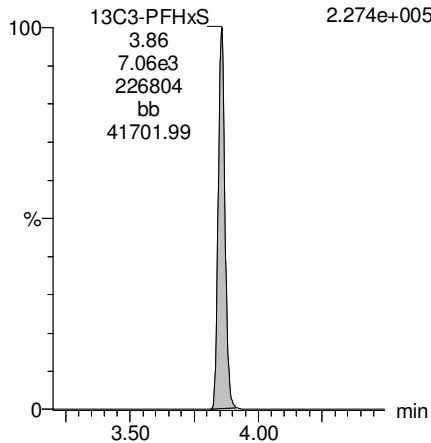
Last Altered: Wednesday, March 14, 2018 09:48:26 Pacific Daylight Time

Printed: Wednesday, March 14, 2018 09:48:59 Pacific Daylight Time

Name: 180310M1\_54, Date: 11-Mar-2018, Time: 01:35:41, ID: 1800353-01 WI-AF-N2-5-0218 0.11121, Description: WI-AF-N2-5-0218

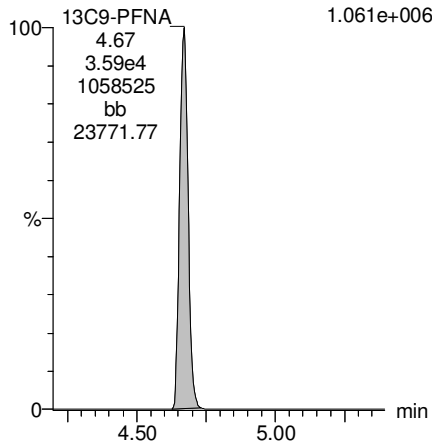
**13C3-PFHxS**

F18:MRM of 1 channel,ES-  
401.9 > 79.9  
2.274e+005



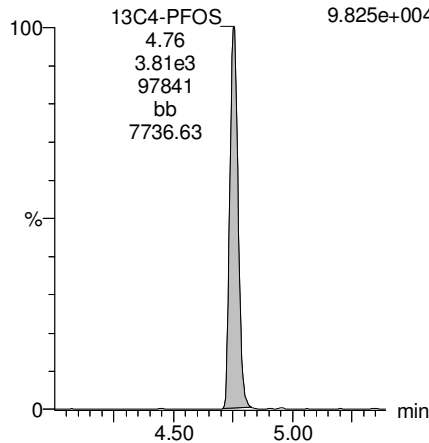
**13C9-PFNA**

F28:MRM of 1 channel,ES-  
472.2 > 426.9  
1.061e+006



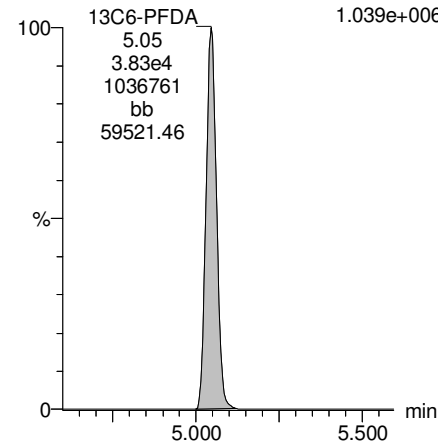
**13C4-PFOS**

F32:MRM of 1 channel,ES-  
503 > 79.9  
9.825e+004



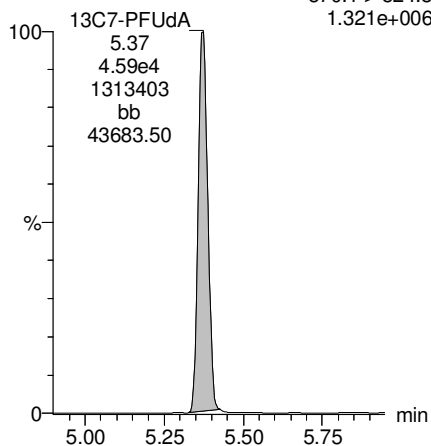
**13C6-PFDA**

F39:MRM of 1 channel,ES-  
519.1 > 473.7  
1.039e+006



**13C7-PFUDA**

F48:MRM of 1 channel,ES-  
570.1 > 524.8  
1.321e+006



Dataset: Z:\Projects\PFAS.PRO\Results\180308M1\180308M1-21.qld

Last Altered: Wednesday, March 14, 2018 12:08:34 Pacific Daylight Time

Printed: Wednesday, March 14, 2018 12:18:53 Pacific Daylight Time

Method: Z:\Projects\PFAS.PRO\MethDB\PFAS\_FULL\_80C\_030818.mdb 12 Mar 2018 15:51:17

Calibration: Z:\Projects\PFAS.PRO\CurveDB\C18\_VAL-PFAS\_Q4\_03-08-18-FULL.cdb 09 Mar 2018 18:24:24

Name: 180308M1\_21, Date: 08-Mar-2018, Time: 23:03:44, ID: 1800353-01@10X WI-AF-N2-5-0218 0.11121, Description: WI-AF-N2-5-0218

	# Name	Trace	Area	IS Area	Wt./Vol.	RRF	Pred.RT	RT	y Axis Resp.	Conc.	%Rec
1	16 L-PFOS	499 > 79.9	1.07e5	8.35e2	0.1112		4.84	4.82	1600	14500	
2	44 13C8-PFOS	507.0 > 79.9	8.35e2	1.02e3	0.1112	0.937	5.11	4.82	10.3	98.6	87.7
3	62 13C4-PFOS	503 > 79.9	1.02e3	1.02e3	0.1112	1.000	5.11	4.82	12.5	112	100.0
4	67 Total PFOS	499 > 79.9	1.07e5	8.35e2	0.1112		5.11		1600	14500	



Dataset: Z:\Projects\PFAS.PRO\Results\180308M1\180308M1-21.qld

Last Altered: Wednesday, March 14, 2018 12:08:34 Pacific Daylight Time

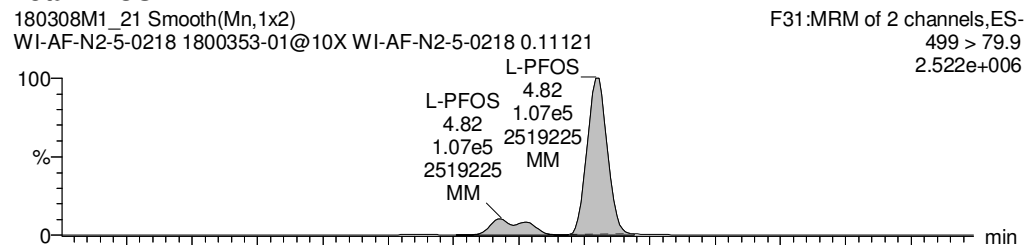
Printed: Wednesday, March 14, 2018 12:18:53 Pacific Daylight Time

Method: Z:\Projects\PFAS.PRO\MethDB\PFAS\_FULL\_80C\_030818.mdb 12 Mar 2018 15:51:17

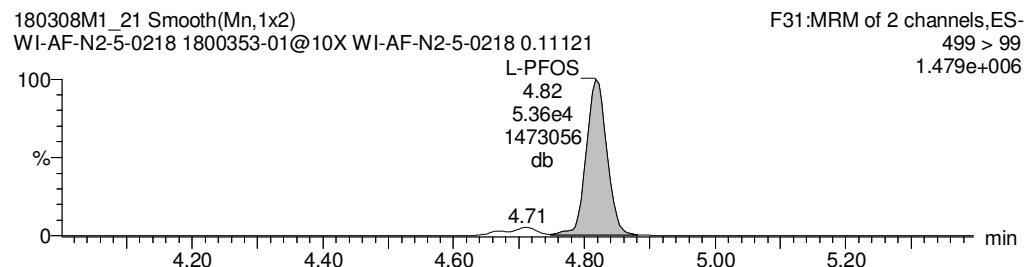
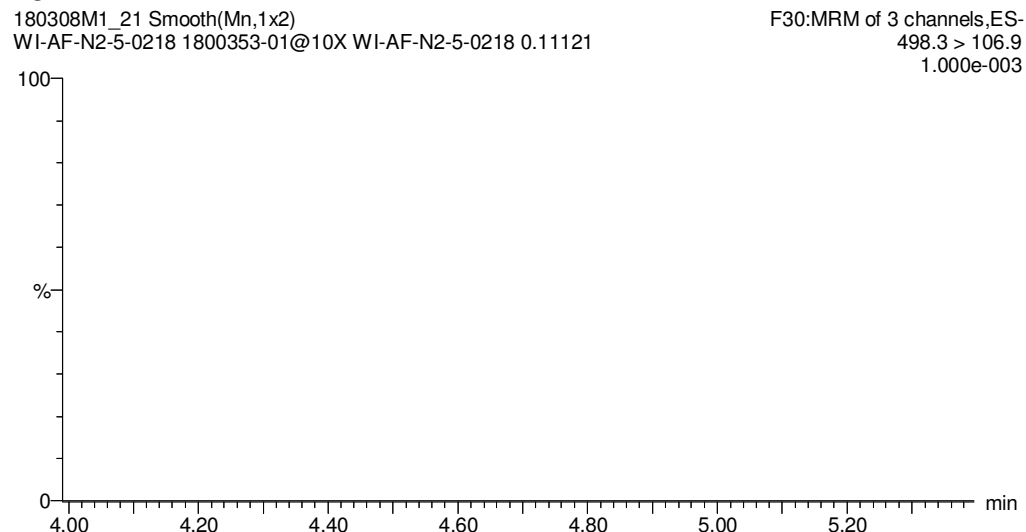
Calibration: Z:\Projects\PFAS.PRO\CurveDB\C18\_VAL-PFAS\_Q4\_03-08-18-FULL.cdb 09 Mar 2018 18:24:24

Name: 180308M1\_21, Date: 08-Mar-2018, Time: 23:03:44, ID: 1800353-01@10X WI-AF-N2-5-0218 0.11121, Description: WI-AF-N2-5-0218

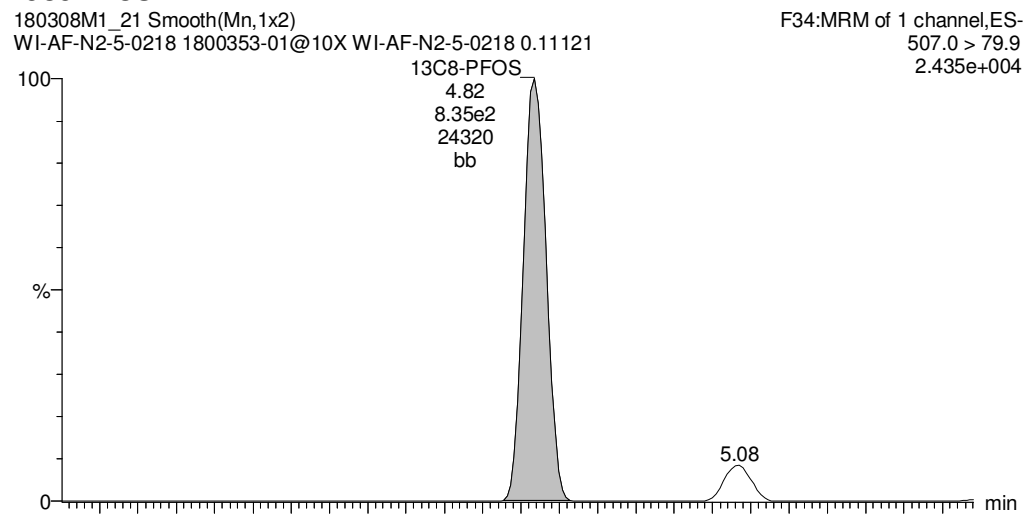
### Total PFOS



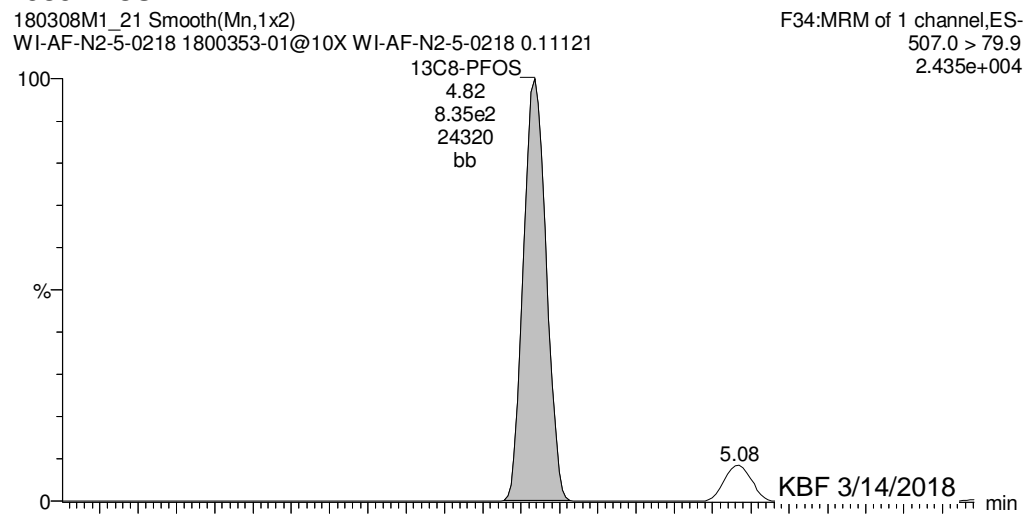
### TCDA



### 13C8-PFOS



### 13C8-PFOS



Dataset: Z:\Projects\PFAS.PRO\Results\180308M1\180308M1-21.qld

Last Altered: Wednesday, March 14, 2018 12:08:34 Pacific Daylight Time

Printed: Wednesday, March 14, 2018 12:18:53 Pacific Daylight Time

Name: 180308M1\_21, Date: 08-Mar-2018, Time: 23:03:44, ID: 1800353-01@10X WI-AF-N2-5-0218 0.11121, Description: WI-AF-N2-5-0218

13C4-PFOS

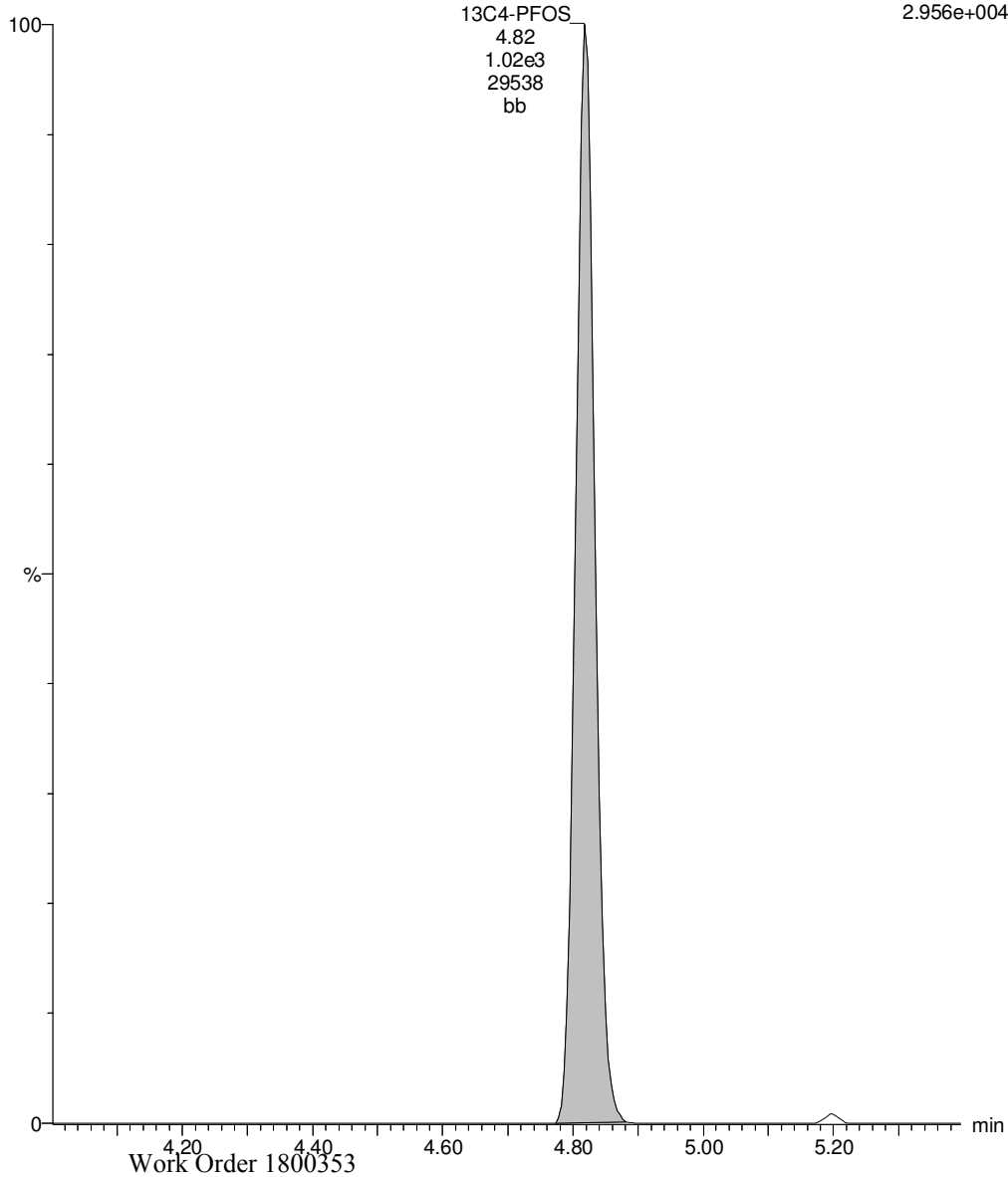
180308M1\_21 Smooth(Mn,1x2)

WI-AF-N2-5-0218 1800353-01@10X WI-AF-N2-5-0218 0.11121

F32:MRM of 1 channel,ES-

503 > 79.9

2.956e+004



Dataset: Z:\Projects\PFAS.PRO\Results\180310M1\180310M1-52.qld

Last Altered: Wednesday, March 14, 2018 09:55:02 Pacific Daylight Time

Printed: Wednesday, March 14, 2018 09:56:44 Pacific Daylight Time

Method: Z:\Projects\PFAS.PRO\MethDB\PFAS\_FULL\_80C\_030818.mdb 12 Mar 2018 15:51:17

Calibration: Z:\Projects\PFAS.PRO\CurveDB\C18\_VAL-PFAS\_Q4\_03-08-18-FULL.cdb 09 Mar 2018 18:24:24

Name: 180310M1\_52, Date: 11-Mar-2018, Time: 01:12:42, ID: 1800353-02 WI-AF-FB01-022018 0.11958, Description: WI-AF-FB01-022018

	#	Name	Trace	Area	IS Area	Wt./Vol.	RRF	Pred.RT	RT	y Axis Resp.	Conc.	%Rec
1	3	PFBS	299.0 > 79.7		2.86e3	0.120		2.98				
2	5	PFHxA	313.2 > 268.9		7.31e3	0.120		3.48				
3	7	PFHpA	363.0 > 318.9		1.91e4	0.120		4.10				
4	8	L-PFHxS	398.9 > 79.6		2.34e3	0.120		4.24				
5	11	L-PFOA	413 > 368.7	2.59e2	2.76e4	0.120		4.30	4.24	0.118	0.5320	
6	14	PFNA	463.0 > 418.8		2.59e4	0.120		5.04				
7	16	L-PFOS	499 > 79.9		5.01e3	0.120		4.84				
8	18	PFDA	513 > 468.8		2.24e4	0.120		5.40				
9	21	N-MeFOSAA	570.1 > 419		8.50e3	0.120		5.55				
10	22	N-EtFOSAA	584.2 > 419		9.54e3	0.120		5.70				
11	23	PFUdA	563.0 > 518.9		2.41e4	0.120		5.72				

Dataset: Z:\Projects\PFAS.PRO\Results\180310M1\180310M1-52.qld

Last Altered: Wednesday, March 14, 2018 09:55:02 Pacific Daylight Time

Printed: Wednesday, March 14, 2018 09:56:58 Pacific Daylight Time

Method: Z:\Projects\PFAS.PRO\MethDB\PFAS\_FULL\_80C\_030818.mdb 12 Mar 2018 15:51:17

Calibration: Z:\Projects\PFAS.PRO\CurveDB\C18\_VAL-PFAS\_Q4\_03-08-18-FULL.cdb 09 Mar 2018 18:24:24

Name: 180310M1\_52, Date: 11-Mar-2018, Time: 01:12:42, ID: 1800353-02 WI-AF-FB01-022018 0.11958, Description: WI-AF-FB01-022018

#	Name	Trace	Area	IS Area	Wt./Vol.	RRF	Pred.RT	RT	y Axis Resp.	Conc.	%Rec
1	25	PFDa	612.9 > 569.0	2.24e4	0.120		5.99				
2	27	PFTDA	662.9 > 618.9	2.24e4	0.120		6.22				
3	28	PFTeDA	712.9 > 668.8	1.73e4	0.120		6.41				
4	36	13C3-PFBS	302. > 98.8	2.86e3	2.70e4	0.120	0.096	2.98	2.61	115.4798	110.5
5	37	13C2-PFHxA	315 > 269.8	7.31e3	2.70e4	0.120	0.692	3.48	3.11	40.8883	97.8
6	38	13C4-PFHpA	367.2 > 321.8	1.91e4	2.70e4	0.120	0.659	4.10	3.72	8.83	111.9973
7	39	18O2-PFHxS	403.0 > 102.6	2.34e3	6.33e3	0.120	0.380	4.24	3.86	4.63	101.7653
8	40	13C2-6:2 FTS	429.1 > 408.9	6.97e3	2.90e4	0.120	0.245	4.56	4.18	3.00	102.7035
9	41	13C2-PFOA	414.9 > 369.7	2.76e4	2.90e4	0.120	1.032	4.61	4.24	11.9	96.1634
10	42	13C5-PFNA	468.2 > 422.9	2.59e4	2.91e4	0.120	0.936	5.04	4.67	11.1	99.5471
11	43	13C8-PFOA	506.1 > 77.7	3.37e3	3.78e4	0.120	0.188	5.09	4.74	1.11	49.5603
12	44	13C8-PFOS	507.0 > 79.9	5.01e3	6.60e3	0.120	0.937	5.11	4.76	9.49	84.7164
13	45	13C2-PFDA	515.1 > 469.9	2.24e4	3.30e4	0.120	1.020	5.40	5.05	8.51	69.7658
14	46	13C2-8:2 FTS	529.1 > 508.7	4.73e3	2.70e4	0.120	0.135	5.38	5.02	2.19	135.6676
15	47	d3-N-MeFOSAA	573.3 > 419	8.50e3	3.78e4	0.120	0.405	5.55	5.20	2.81	57.9762
16	48	d5-N-EtFOSAA	589.3 > 419	9.54e3	3.78e4	0.120	0.447	5.70	5.36	3.15	58.9428
17	49	13C2-PFUdA	565 > 519.8	2.41e4	3.78e4	0.120	0.956	5.72	5.38	7.98	69.8288
18	50	13C2-PFDoA	615.0 > 569.7	2.24e4	3.78e4	0.120	0.795	5.99	5.66	7.39	77.8139
19	51	d3-N-MeFOSA	515.2 > 168.9		3.78e4	0.120	0.095	5.93			
20	52	13C2-PFTeDA	714.8 > 669.6	1.73e4	3.78e4	0.120	0.475	6.41	6.14	5.71	100.5319
21	53	d5-N-ETFOSA	531.1 > 168.9		3.78e4	0.120	0.124	6.25			
22	54	13C2-PFHxDA	815 > 769.7	1.26e4	3.78e4	0.120	1.168	6.69	6.48	4.17	29.8610
23	55	d7-N-MeFOSE	623.1 > 58.9		3.78e4	0.120	0.098	6.31			
24	56	d9-N-EtFOSE	639.2 > 58.8		3.78e4	0.120	0.094	6.45			
25	57	13C4-PFBA	217. > 171.8	1.96e4	1.96e4	0.120	1.000	1.73	1.36	12.5	104.5325
26	58	13C5-PFHxA	318 > 272.9	2.70e4	2.70e4	0.120	1.000	3.48	3.11	12.5	104.5325
27	59	13C3-PFHxS	401.9 > 79.9	6.33e3	6.33e3	0.120	1.000	4.24	3.86	12.5	104.5325
28	60	13C8-PFOA	421.3 > 376	2.90e4	2.90e4	0.120	1.000	4.61	4.24	12.5	104.5325
29	61	13C9-PFNA	472.2 > 426.9	2.91e4	2.91e4	0.120	1.000	4.70	4.67	12.5	104.5325
30	62	13C4-PFOS	503 > 79.9	6.60e3	6.60e3	0.120	1.000	5.11	4.76	12.5	104.5325
31	63	13C6-PFDA	519.1 > 473.7	3.30e4	3.30e4	0.120	1.000	5.40	5.05	12.5	104.5325
32	64	13C7-PFUdA	570.1 > 524.8	3.78e4	3.78e4	0.120	1.000	5.72	5.38	12.5	104.5325

Dataset: Z:\Projects\PFAS.PRO\Results\180310M1\180310M1-52.qld

Last Altered: Wednesday, March 14, 2018 09:55:02 Pacific Daylight Time

Printed: Wednesday, March 14, 2018 09:56:58 Pacific Daylight Time

Name: 180310M1\_52, Date: 11-Mar-2018, Time: 01:12:42, ID: 1800353-02 WI-AF-FB01-022018 0.11958, Description: WI-AF-FB01-022018

	# Name	Trace	Area	IS Area	Wt./Vol.	RRF	Pred.RT	RT	y Axis Resp.	Conc.	%Rec
33	65 Total PFHxS	398.9 > 79.6	0.00e0	2.34e3	0.120		4.24		0.000		
34	66 Total PFOA	413 > 368.7	2.59e2	2.76e4	0.120		4.25		0.118	0.5320	
35	67 Total PFOS	499 > 79.9	0.00e0	5.01e3	0.120		5.11		0.000		
36	68 Total N-MeFOSAA	570.1 > 419	0.00e0	8.50e3	0.120		5.55		0.000		
37	69 Total N-EtFOSAA	584.2 > 419	0.00e0	9.54e3	0.120		5.70		0.000		

Dataset: Z:\Projects\PFAS.PRO\Results\180310M1\180310M1-52.qld

Last Altered: Wednesday, March 14, 2018 09:55:02 Pacific Daylight Time

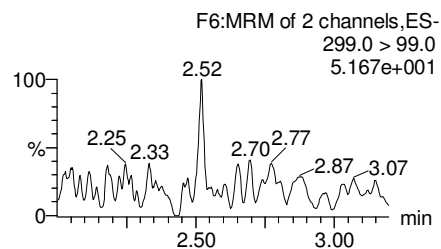
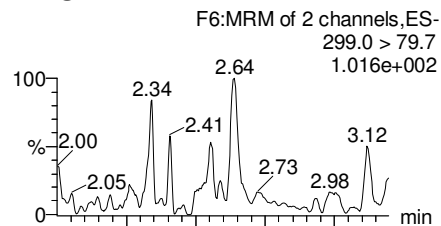
Printed: Wednesday, March 14, 2018 09:56:58 Pacific Daylight Time

Method: Z:\Projects\PFAS.PRO\MethDB\PFAS\_FULL\_80C\_030818.mdb 12 Mar 2018 15:51:17

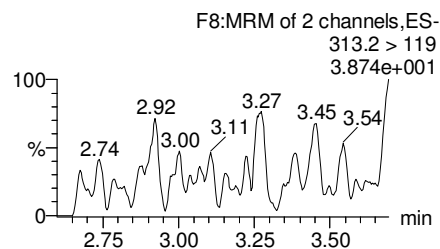
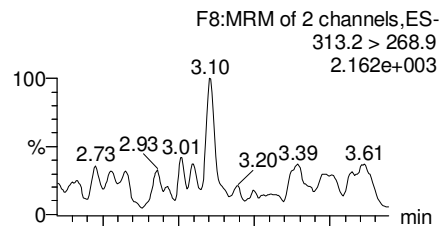
Calibration: Z:\Projects\PFAS.PRO\CurveDB\C18\_VAL-PFAS\_Q4\_03-08-18-FULL.cdb 09 Mar 2018 18:24:24

Name: 180310M1\_52, Date: 11-Mar-2018, Time: 01:12:42, ID: 1800353-02 WI-AF-FB01-022018 0.11958, Description: WI-AF-FB01-022018

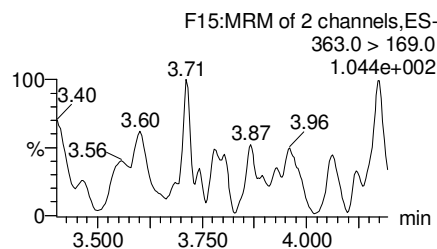
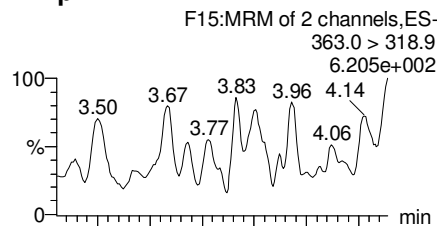
**PFBS**



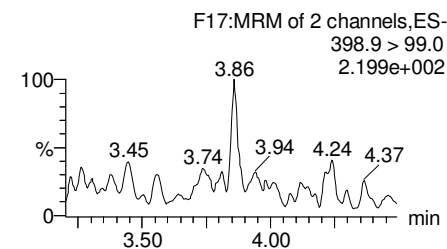
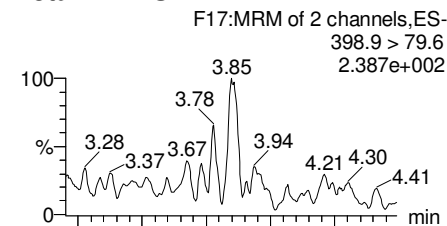
**PFHxA**



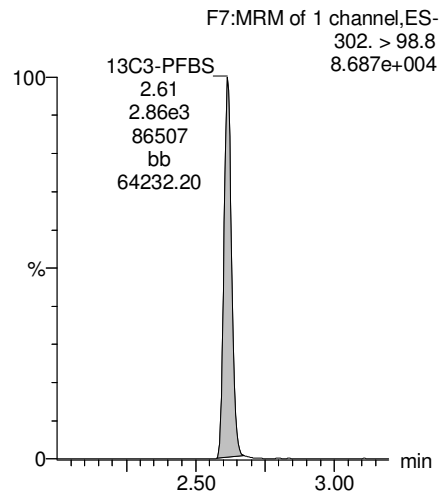
**PFHpA**



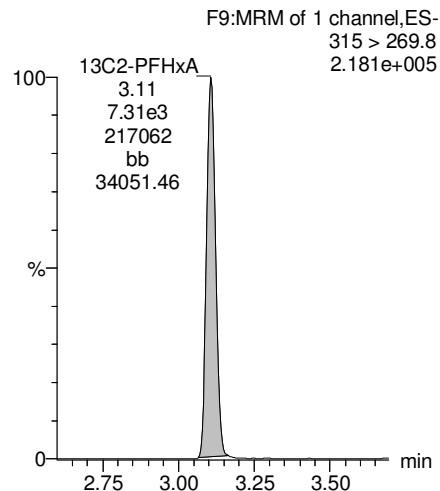
**Total PFHxS**



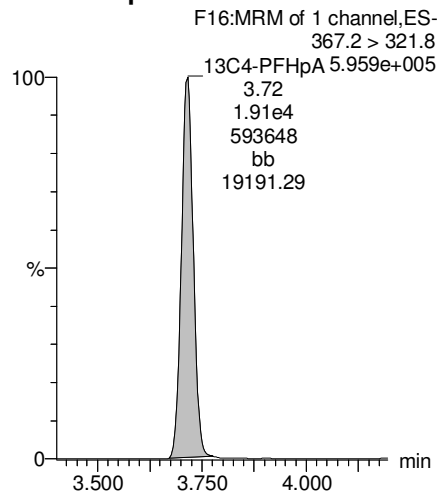
**13C3-PFBS**



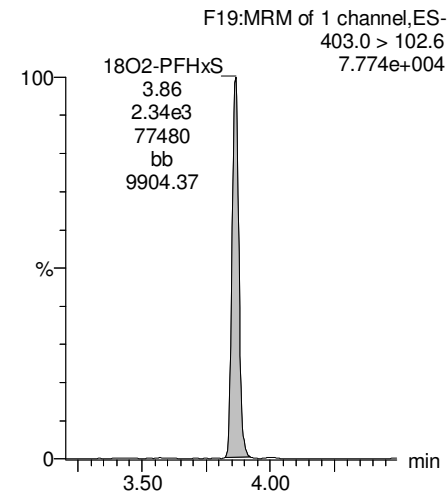
**13C2-PFHxA**



**13C4-PFHpA**



**18O2-PFHxS**



Dataset: Z:\Projects\PFAS.PRO\Results\180310M1\180310M1-52.qld

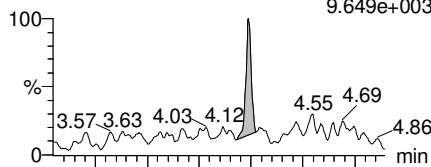
Last Altered: Wednesday, March 14, 2018 09:55:02 Pacific Daylight Time

Printed: Wednesday, March 14, 2018 09:56:58 Pacific Daylight Time

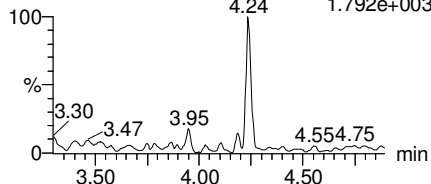
Name: 180310M1\_52, Date: 11-Mar-2018, Time: 01:12:42, ID: 1800353-02 WI-AF-FB01-022018 0.11958, Description: WI-AF-FB01-022018

**Total PFOA**

F20:MRM of 2 channels,ES-  
413 > 368.7  
9.649e+003

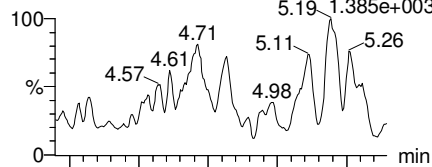


F20:MRM of 2 channels,ES-  
413 > 169  
1.792e+003

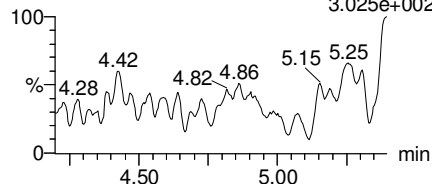


**PFNA**

F26:MRM of 2 channels,ES-  
463.0 > 418.8  
1.385e+003

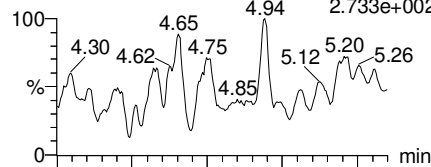


F26:MRM of 2 channels,ES-  
463.0 > 219.0  
3.025e+002

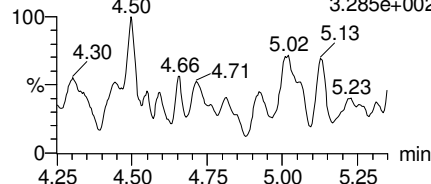


**Total PFOS**

F31:MRM of 2 channels,ES-  
499 > 79.9  
2.733e+002

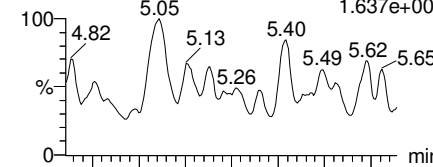


F31:MRM of 2 channels,ES-  
499 > 99  
3.285e+002

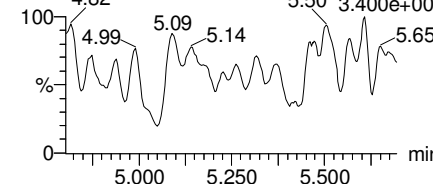


**PFDA**

F36:MRM of 2 channels,ES-  
513 > 468.8  
1.637e+003

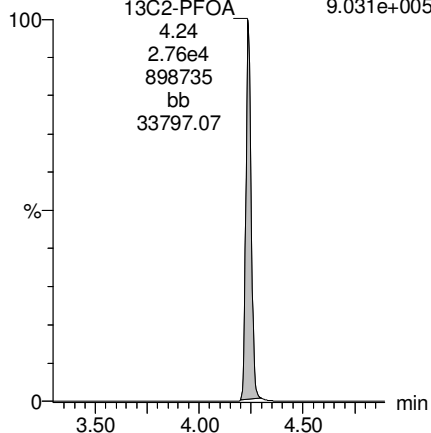


F36:MRM of 2 channels,ES-  
513 > 219  
3.400e+002



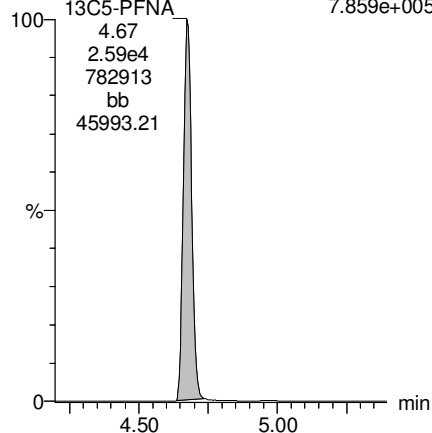
**13C2-PFOA**

F21:MRM of 1 channel,ES-  
414.9 > 369.7  
9.031e+005



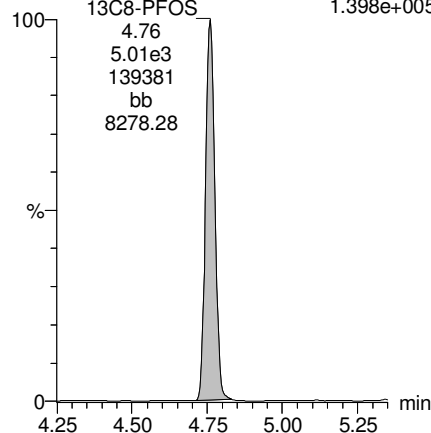
**13C5-PFNA**

F27:MRM of 1 channel,ES-  
468.2 > 422.9  
7.859e+005



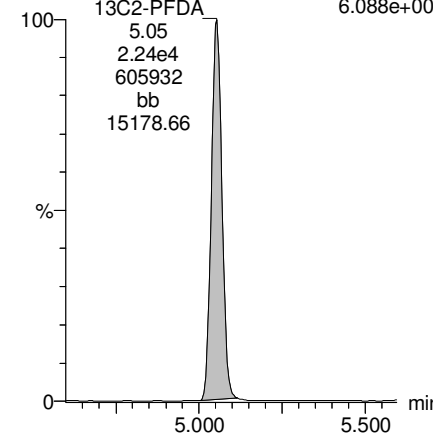
**13C8-PFOS**

F34:MRM of 1 channel,ES-  
507.0 > 79.9  
1.398e+005



**13C2-PFDA**

F37:MRM of 1 channel,ES-  
515.1 > 469.9  
6.088e+005



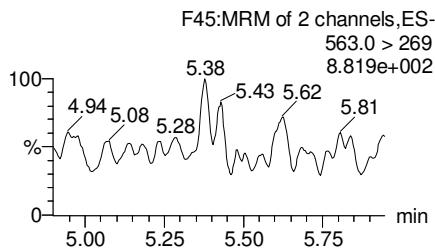
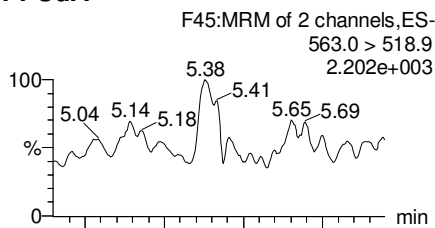
Dataset: Z:\Projects\PFAS.PRO\Results\180310M1\180310M1-52.qld

Last Altered: Wednesday, March 14, 2018 09:55:02 Pacific Daylight Time

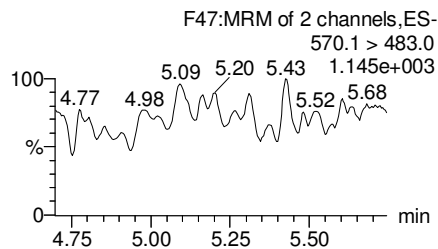
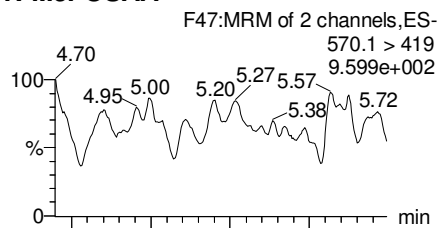
Printed: Wednesday, March 14, 2018 09:56:58 Pacific Daylight Time

Name: 180310M1\_52, Date: 11-Mar-2018, Time: 01:12:42, ID: 1800353-02 WI-AF-FB01-022018 0.11958, Description: WI-AF-FB01-022018

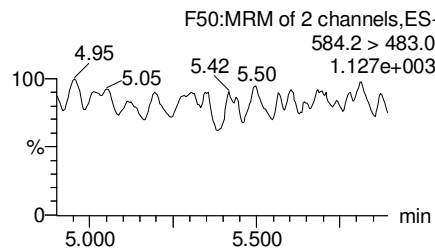
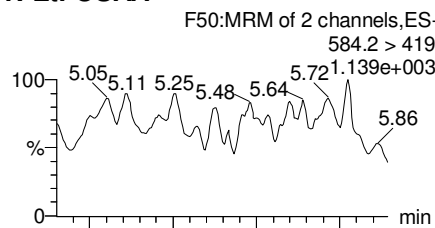
PFUdA



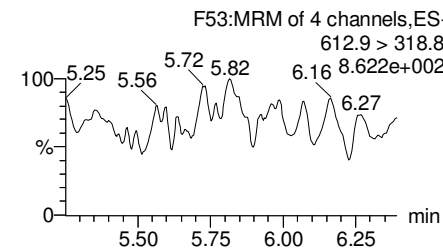
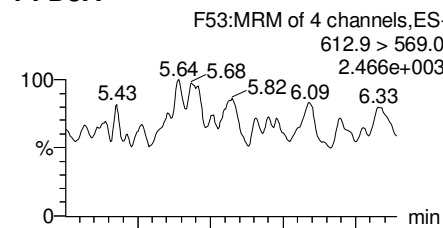
N-MeFOSAA



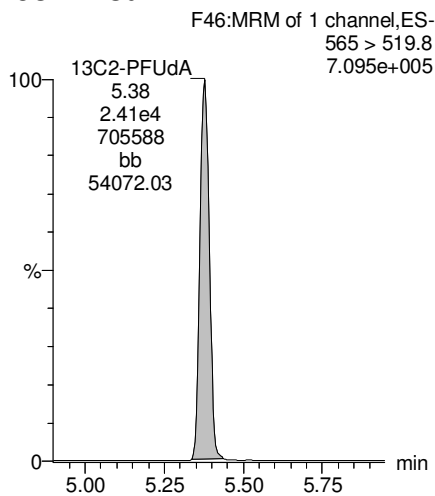
N-EtFOSAA



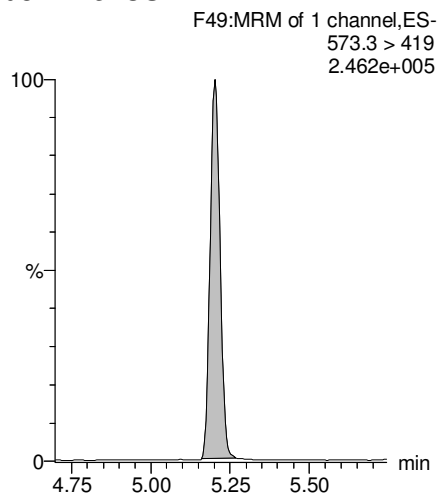
PFDoA



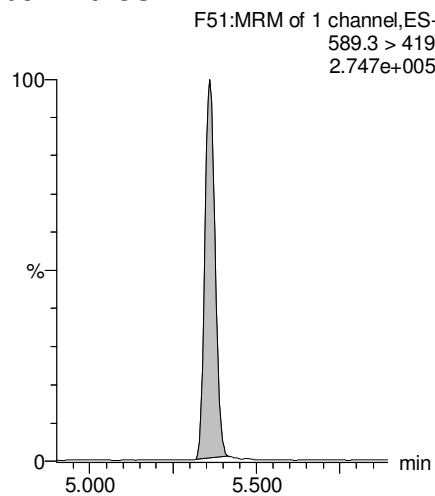
13C2-PFUdA



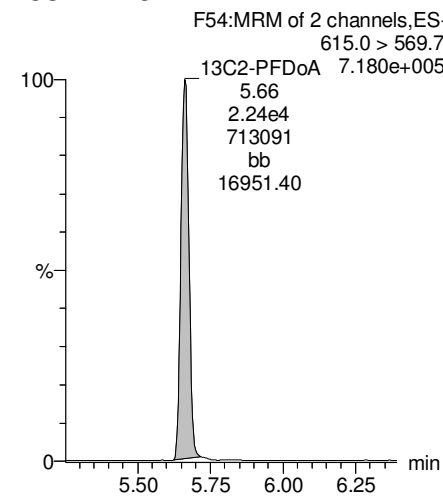
d3-N-MeFOSAA



d5-N-EtFOSAA



13C2-PFDoA





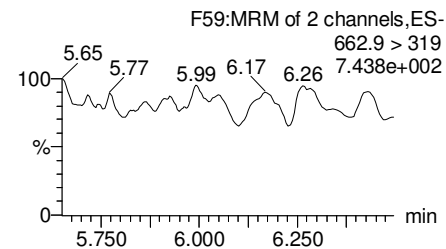
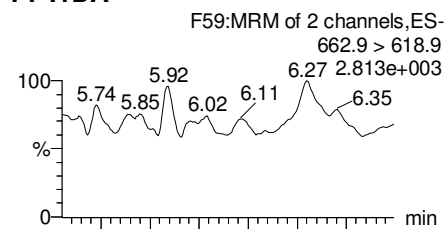
Dataset: Z:\Projects\PFAS.PRO\Results\180310M1\180310M1-52.qld

Last Altered: Wednesday, March 14, 2018 09:55:02 Pacific Daylight Time

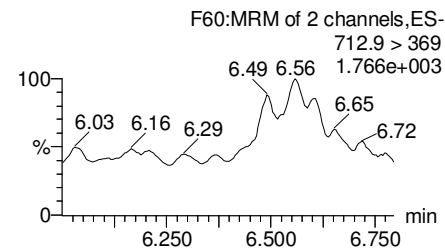
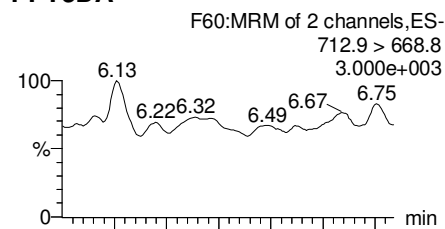
Printed: Wednesday, March 14, 2018 09:56:58 Pacific Daylight Time

Name: 180310M1\_52, Date: 11-Mar-2018, Time: 01:12:42, ID: 1800353-02 WI-AF-FB01-022018 0.11958, Description: WI-AF-FB01-022018

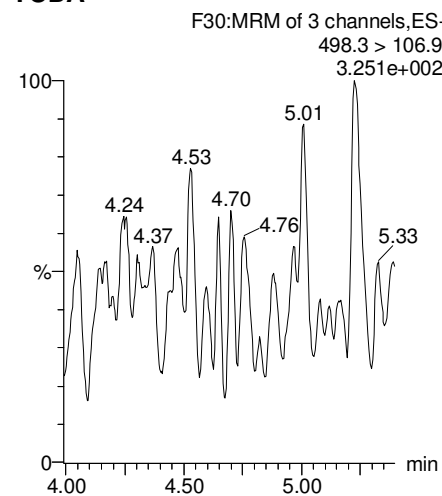
**PFTrDA**



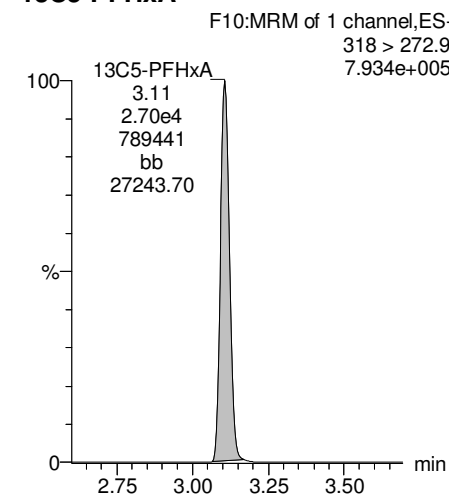
**PFTeDA**



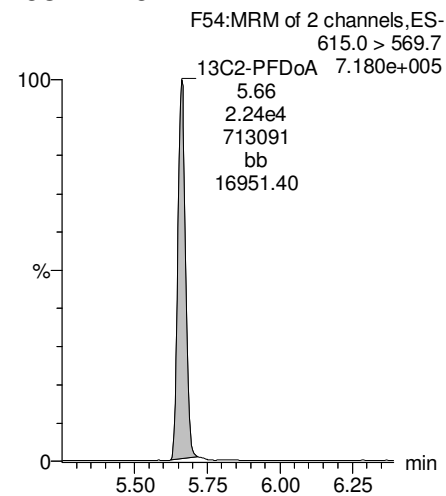
**TCDA**



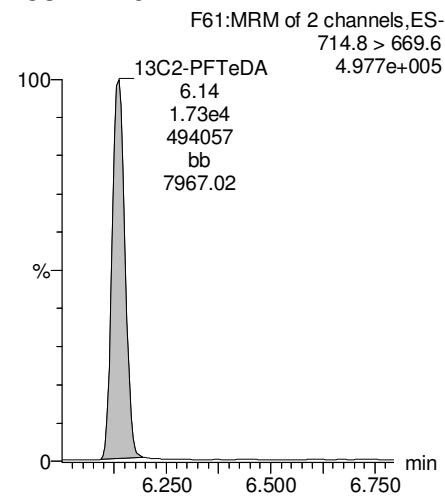
**13C5-PFHxA**



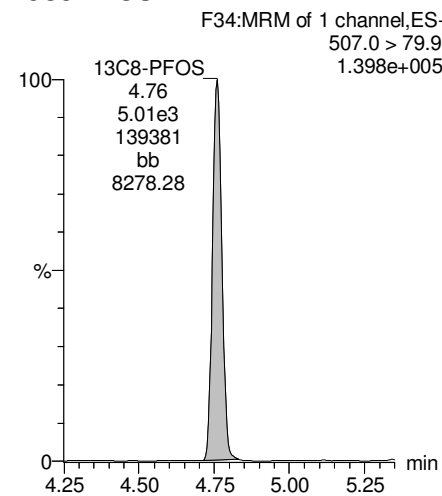
**13C2-PFDoA**



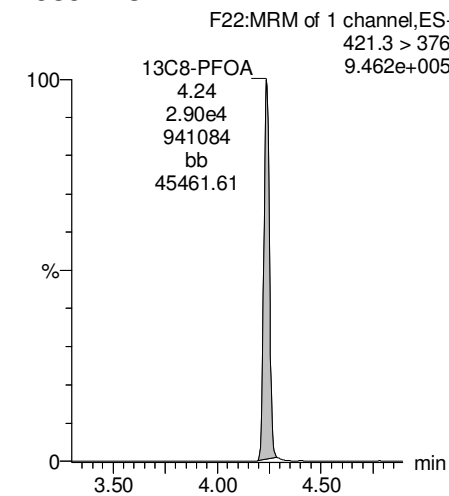
**13C2-PFTeDA**



**13C8-PFOS**



**13C8-PFOA**



Dataset: Z:\Projects\PFAS.PRO\Results\180310M1\180310M1-52.qld

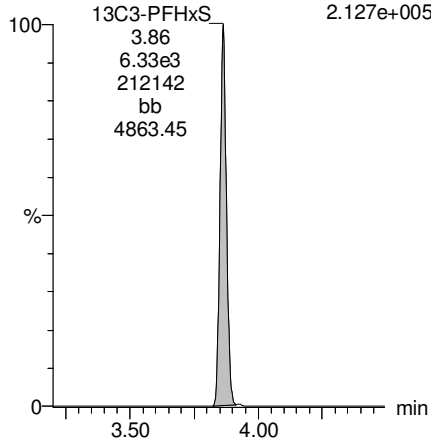
Last Altered: Wednesday, March 14, 2018 09:55:02 Pacific Daylight Time

Printed: Wednesday, March 14, 2018 09:56:58 Pacific Daylight Time

Name: 180310M1\_52, Date: 11-Mar-2018, Time: 01:12:42, ID: 1800353-02 WI-AF-FB01-022018 0.11958, Description: WI-AF-FB01-022018

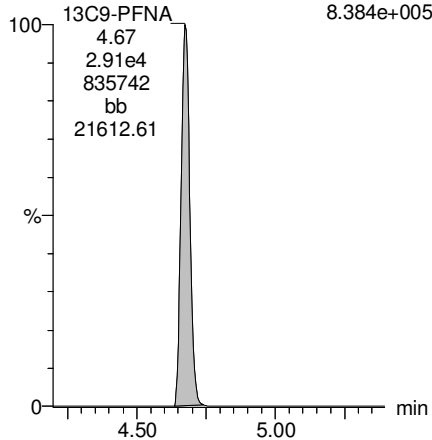
13C3-PFHxS

F18:MRM of 1 channel,ES-  
401.9 > 79.9  
2.127e+005



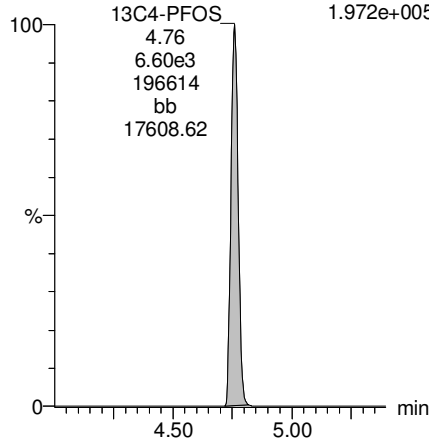
13C9-PFNA

F28:MRM of 1 channel,ES-  
472.2 > 426.9  
8.384e+005



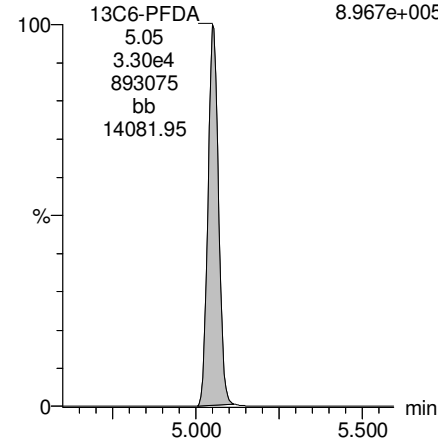
13C4-PFOS

F32:MRM of 1 channel,ES-  
503 > 79.9  
1.972e+005



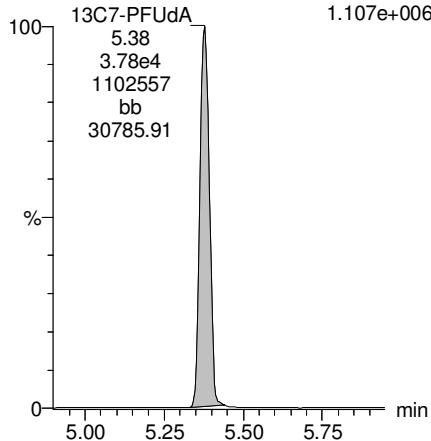
13C6-PFDA

F39:MRM of 1 channel,ES-  
519.1 > 473.7  
8.967e+005



13C7-PFUdA

F48:MRM of 1 channel,ES-  
570.1 > 524.8  
1.107e+006



Dataset: Z:\Projects\PFAS.PRO\Results\180310M1\180310M1-55.qld

Last Altered: Wednesday, March 14, 2018 10:12:18 Pacific Daylight Time

Printed: Wednesday, March 14, 2018 10:12:40 Pacific Daylight Time

\*See dilution

Method: Z:\Projects\PFAS.PRO\MethDB\PFAS\_FULL\_80C\_030818.mdb 12 Mar 2018 15:51:17

Calibration: Z:\Projects\PFAS.PRO\CurveDB\C18\_VAL-PFAS\_Q4\_03-08-18-FULL.cdb 09 Mar 2018 18:24:24

Name: 180310M1\_55, Date: 11-Mar-2018, Time: 01:47:10, ID: 1800353-03 WI-AF-MW-3-0218 0.11741, Description: WI-AF-MW-3-0218

	# Name	Trace	Area	IS Area	Wt./Vol.	RRF	Pred.RT	RT	y Axis Resp.	Conc.	%Rec
1	3 PFBS	299.0 > 79.7	2.39e3	3.01e3	0.117		2.98	2.61	9.90	48.9651	
2	5 PFHxA	313.2 > 268.9	8.61e4	8.39e3	0.117		3.48	3.11	51.3	362.6733	
3	7 PFHpA	363.0 > 318.9	7.58e4	1.98e4	0.117		4.10	3.72	47.8	370.5461	
4	8 L-PFHxS	398.9 > 79.6	3.72e4	2.41e3	0.117		4.24	3.86	192	1015.4545	
5	11 L-PFOA	413 > 368.7	7.39e4	2.95e4	0.117		4.30	4.24	31.3	301.8947	
6	14 PFNA	463.0 > 418.8	1.25e4	2.88e4	0.117		5.04	4.67	5.45	45.8575	
7	16 L-PFOS	499 > 79.9	2.47e5	4.49e3	0.117		4.84	4.76	689	5922.2967 E*	
8	18 PFDA	513 > 468.8	1.85e3	2.81e4	0.117		5.40	5.05	0.825	6.6438	
9	21 N-MeFOSAA	570.1 > 419		1.10e4	0.117		5.55				
10	22 N-EtFOSAA	584.2 > 419		1.23e4	0.117		5.70				
11	23 PFUdA	563.0 > 518.9		3.50e4	0.117		5.72				

Dataset: Z:\Projects\PFAS.PRO\Results\180310M1\180310M1-55.qld

Last Altered: Wednesday, March 14, 2018 10:12:18 Pacific Daylight Time

Printed: Wednesday, March 14, 2018 10:12:49 Pacific Daylight Time

Method: Z:\Projects\PFAS.PRO\MethDB\PFAS\_FULL\_80C\_030818.mdb 12 Mar 2018 15:51:17

Calibration: Z:\Projects\PFAS.PRO\CurveDB\C18\_VAL-PFAS\_Q4\_03-08-18-FULL.cdb 09 Mar 2018 18:24:24

Name: 180310M1\_55, Date: 11-Mar-2018, Time: 01:47:10, ID: 1800353-03 WI-AF-MW-3-0218 0.11741, Description: WI-AF-MW-3-0218

#	Name	Trace	Area	IS Area	Wt./Vol.	RRF	Pred.RT	RT	y Axis Resp.	Conc.	%Rec	
1	25	PFDa	612.9 > 569.0	2.85e4	0.117		5.99					
2	27	PFTDA	662.9 > 618.9	2.85e4	0.117		6.22					
3	28	PFTeDA	712.9 > 668.8	2.33e4	0.117		6.41					
4	36	13C3-PFBS	302. > 98.8	3.01e3	3.20e4	0.117	0.096	2.98	2.61	1.18	104.3913	98.1
5	37	13C2-PFHxA	315 > 269.8	8.39e3	3.20e4	0.117	0.692	3.48	3.11	3.28	40.3268	94.7
6	38	13C4-PFHpA	367.2 > 321.8	1.98e4	3.20e4	0.117	0.659	4.10	3.71	7.75	100.1262	94.0
7	39	18O2-PFHxS	403.0 > 102.6	2.41e3	6.58e3	0.117	0.380	4.24	3.86	4.58	102.7018	96.5
8	40	13C2-6:2 FTS	429.1 > 408.9	8.00e3	3.12e4	0.117	0.245	4.56	4.18	3.21	111.6629	104.9
9	41	13C2-PFOA	414.9 > 369.7	2.95e4	3.12e4	0.117	1.032	4.61	4.24	11.8	97.5049	91.6
10	42	13C5-PFNA	468.2 > 422.9	2.88e4	3.52e4	0.117	0.936	5.04	4.67	10.2	93.0440	87.4
11	43	13C8-PFOA	506.1 > 77.7	3.64e3	4.04e4	0.117	0.188	5.09	4.74	1.13	50.9751	47.9
12	44	13C8-PFOS	507.0 > 79.9	4.49e3	4.90e3	0.117	0.937	5.11	4.76	11.4	104.1282	97.8
13	45	13C2-PFDA	515.1 > 469.9	2.81e4	3.31e4	0.117	1.020	5.40	5.05	10.6	88.4019	83.0
14	46	13C2-8:2 FTS	529.1 > 508.7	7.51e3	3.20e4	0.117	0.135	5.38	5.02	2.93	185.0806	173.8
15	47	d3-N-MeFOSAA	573.3 > 419	1.10e4	4.04e4	0.117	0.405	5.55	5.20	3.42	71.7989	67.4
16	48	d5-N-EtFOSAA	589.3 > 419	1.23e4	4.04e4	0.117	0.447	5.70	5.36	3.81	72.5767	68.2
17	49	13C2-PFUDa	565 > 519.8	3.50e4	4.04e4	0.117	0.956	5.72	5.37	10.8	96.5001	90.6
18	50	13C2-PFDoA	615.0 > 569.7	2.85e4	4.04e4	0.117	0.795	5.99	5.66	8.82	94.5404	88.8
19	51	d3-N-MeFOSA	515.2 > 168.9		4.04e4	0.117	0.095	5.93				
20	52	13C2-PFTeDA	714.8 > 669.6	2.33e4	4.04e4	0.117	0.475	6.41	6.13	7.21	129.2625	121.4
21	53	d5-N-ETFOSA	531.1 > 168.9		4.04e4	0.117	0.124	6.25				
22	54	13C2-PFHxDA	815 > 769.7	1.73e4	4.04e4	0.117	1.168	6.69	6.48	5.34	38.9678	91.5
23	55	d7-N-MeFOSE	623.1 > 58.9		4.04e4	0.117	0.098	6.31				
24	56	d9-N-EtFOSE	639.2 > 58.8		4.04e4	0.117	0.094	6.45				
25	57	13C4-PFBA	217. > 171.8	2.13e4	2.13e4	0.117	1.000	1.73	1.36	12.5	106.4645	100.0
26	58	13C5-PFHxA	318 > 272.9	3.20e4	3.20e4	0.117	1.000	3.48	3.11	12.5	106.4645	100.0
27	59	13C3-PFHxS	401.9 > 79.9	6.58e3	6.58e3	0.117	1.000	4.24	3.86	12.5	106.4645	100.0
28	60	13C8-PFOA	421.3 > 376	3.12e4	3.12e4	0.117	1.000	4.61	4.24	12.5	106.4645	100.0
29	61	13C9-PFNA	472.2 > 426.9	3.52e4	3.52e4	0.117	1.000	4.70	4.67	12.5	106.4645	100.0
30	62	13C4-PFOS	503 > 79.9	4.90e3	4.90e3	0.117	1.000	5.11	4.76	12.5	106.4645	100.0
31	63	13C6-PFDA	519.1 > 473.7	3.31e4	3.31e4	0.117	1.000	5.40	5.05	12.5	106.4645	100.0
32	64	13C7-PFUDa	570.1 > 524.8	4.04e4	4.04e4	0.117	1.000	5.72	5.37	12.5	106.4645	100.0

Dataset: Z:\Projects\PFAS.PRO\Results\180310M1\180310M1-55.qld

Last Altered: Wednesday, March 14, 2018 10:12:18 Pacific Daylight Time

Printed: Wednesday, March 14, 2018 10:12:49 Pacific Daylight Time

Name: 180310M1\_55, Date: 11-Mar-2018, Time: 01:47:10, ID: 1800353-03 WI-AF-MW-3-0218 0.11741, Description: WI-AF-MW-3-0218

	# Name	Trace	Area	IS Area	Wt./Vol.	RRF	Pred.RT	RT	y Axis Resp.	Conc.	%Rec
33	65 Total PFHxS	398.9 > 79.6	3.72e4	2.41e3	0.117		4.24		192	1015.4545	
34	66 Total PFOA	413 > 368.7	7.65e4	2.95e4	0.117		4.25		32.4	311.9446	
35	67 Total PFOS	499 > 79.9	2.47e5	4.49e3	0.117		5.11		689	5922.2967	
36	68 Total N-MeFOSAA	570.1 > 419	0.00e0	1.10e4	0.117		5.55		0.000		
37	69 Total N-EtFOSAA	584.2 > 419	0.00e0	1.23e4	0.117		5.70		0.000		

Dataset: Z:\Projects\PFAS.PRO\Results\180310M1\180310M1-55.qld

Last Altered: Wednesday, March 14, 2018 10:12:18 Pacific Daylight Time

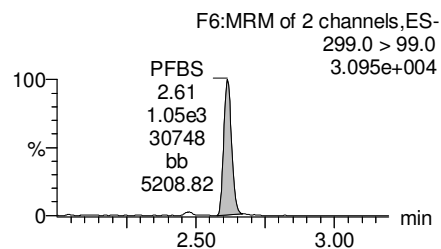
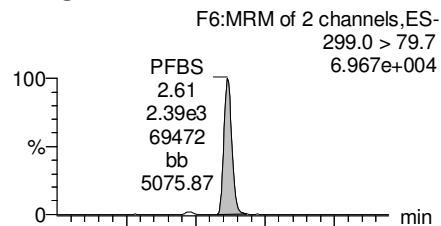
Printed: Wednesday, March 14, 2018 10:12:49 Pacific Daylight Time

Method: Z:\Projects\PFAS.PRO\MethDB\PFAS\_FULL\_80C\_030818.mdb 12 Mar 2018 15:51:17

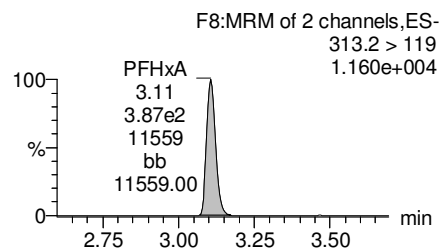
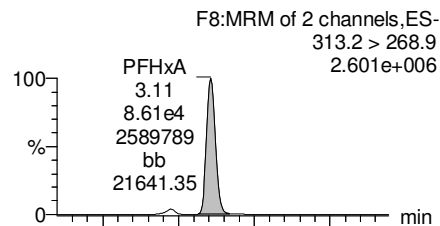
Calibration: Z:\Projects\PFAS.PRO\CurveDB\C18\_VAL-PFAS\_Q4\_03-08-18-FULL.cdb 09 Mar 2018 18:24:24

Name: 180310M1\_55, Date: 11-Mar-2018, Time: 01:47:10, ID: 1800353-03 WI-AF-MW-3-0218 0.11741, Description: WI-AF-MW-3-0218

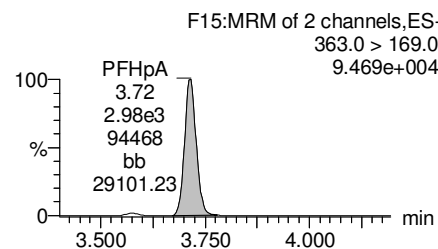
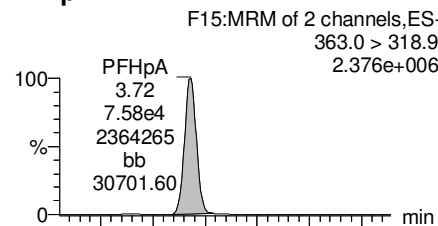
**PFBS**



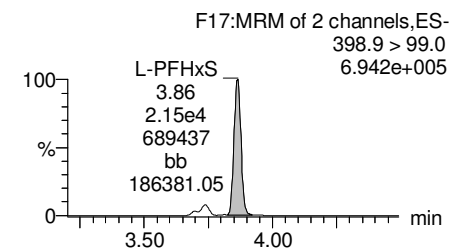
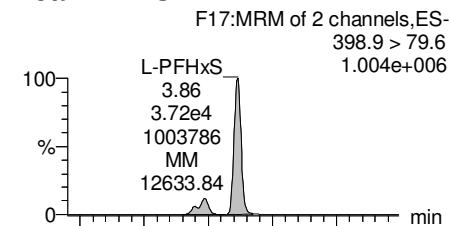
**PFHxA**



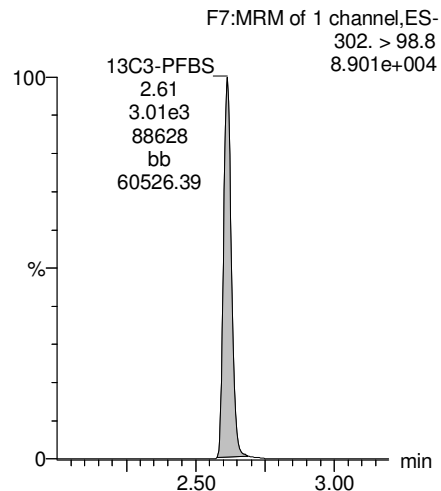
**PFHpA**



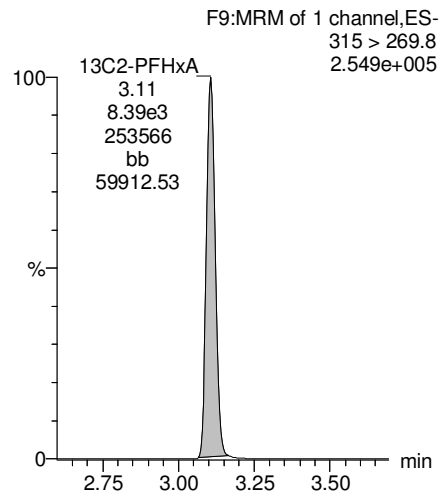
**Total PFHxS**



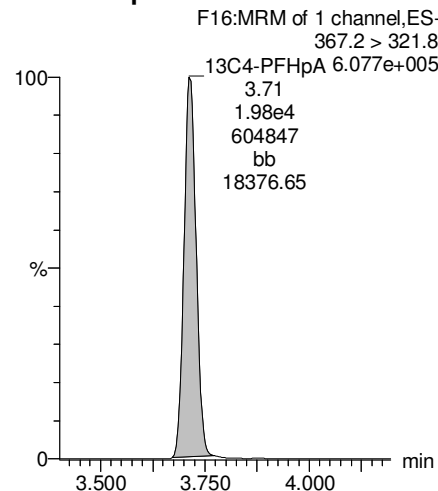
**13C3-PFBS**



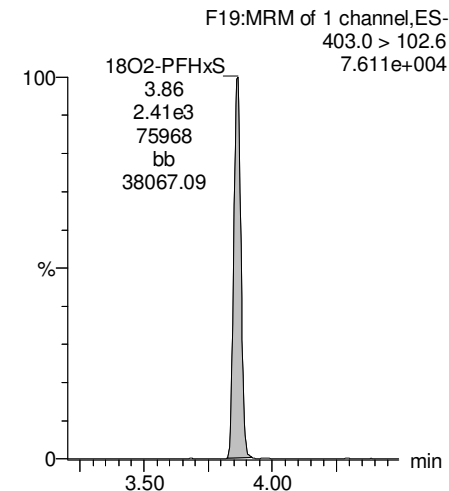
**13C2-PFHxA**



**13C4-PFHpA**



**18O2-PFHxS**



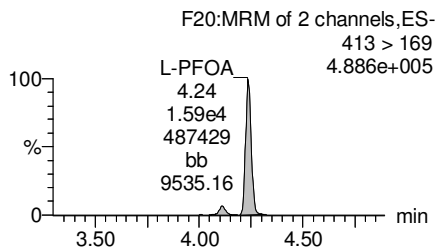
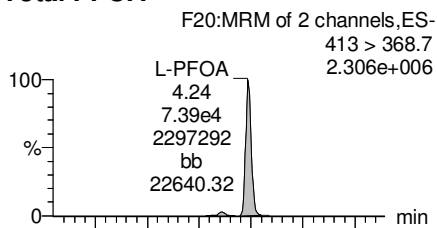
Dataset: Z:\Projects\PFAS.PRO\Results\180310M1\180310M1-55.qld

Last Altered: Wednesday, March 14, 2018 10:12:18 Pacific Daylight Time

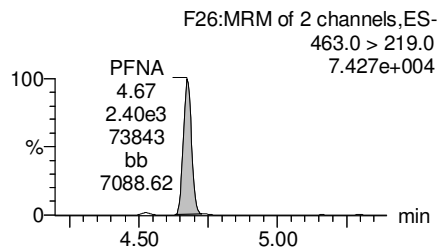
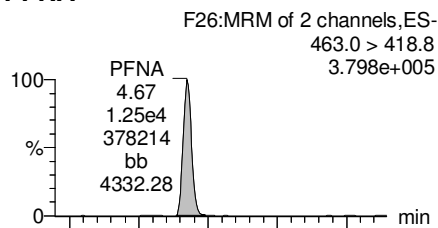
Printed: Wednesday, March 14, 2018 10:12:49 Pacific Daylight Time

Name: 180310M1\_55, Date: 11-Mar-2018, Time: 01:47:10, ID: 1800353-03 WI-AF-MW-3-0218 0.11741, Description: WI-AF-MW-3-0218

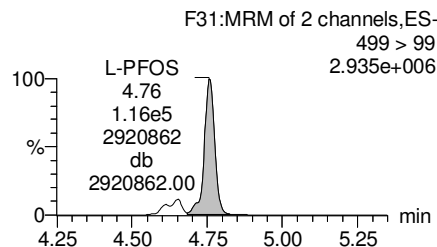
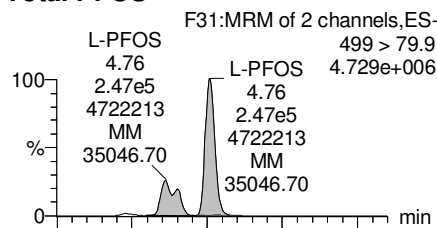
**Total PFOA**



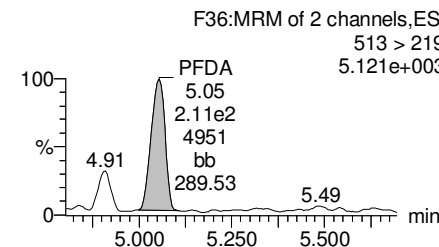
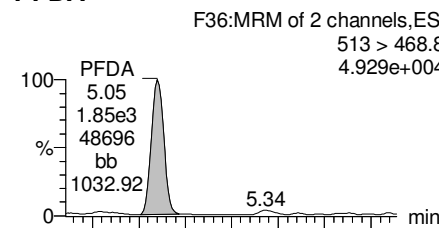
**PFNA**



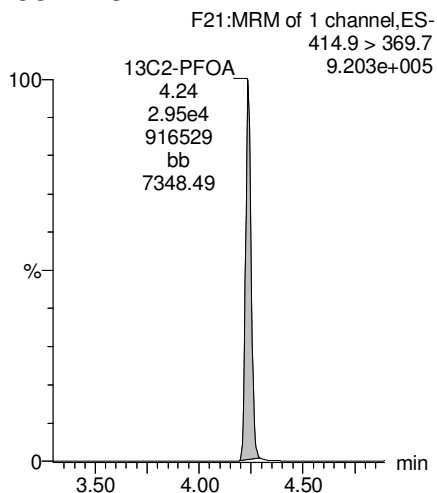
**Total PFOS**



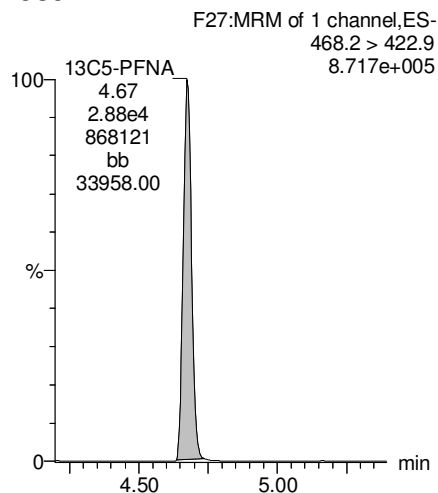
**PFDA**



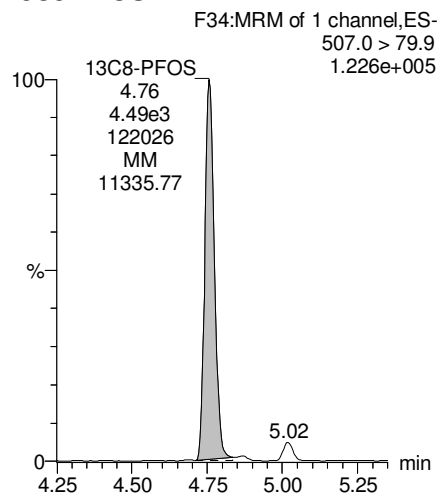
**13C2-PFOA**



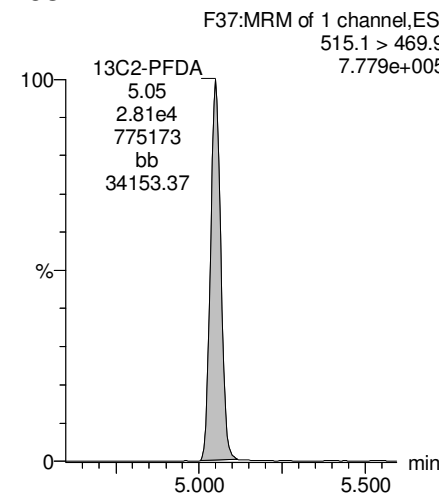
**13C5-PFNA**



**13C8-PFOS**



**13C2-PFDA**



Dataset: Z:\Projects\PFAS.PRO\Results\180310M1\180310M1-55.qld

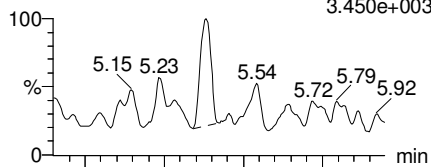
Last Altered: Wednesday, March 14, 2018 10:12:18 Pacific Daylight Time

Printed: Wednesday, March 14, 2018 10:12:49 Pacific Daylight Time

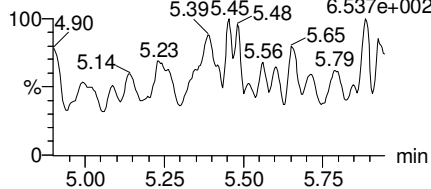
Name: 180310M1\_55, Date: 11-Mar-2018, Time: 01:47:10, ID: 1800353-03 WI-AF-MW-3-0218 0.11741, Description: WI-AF-MW-3-0218

**PFUdA**

F45:MRM of 2 channels,ES-  
563.0 > 518.9  
3.450e+003

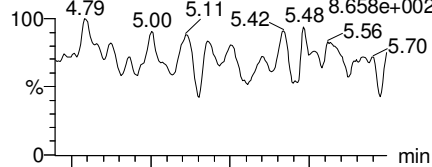


F45:MRM of 2 channels,ES-  
563.0 > 269  
6.537e+002

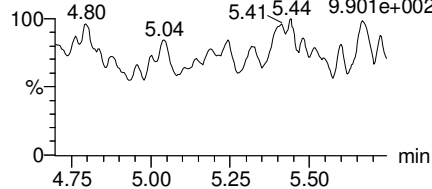


**N-MeFOSAA**

F47:MRM of 2 channels,ES-  
570.1 > 419  
8.658e+002

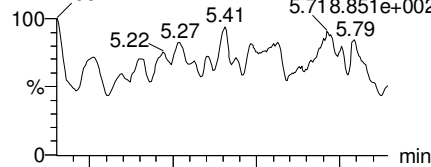


F47:MRM of 2 channels,ES-  
570.1 > 483.0  
9.901e+002

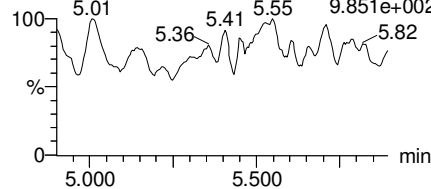


**N-EtFOSAA**

F50:MRM of 2 channels,ES-  
584.2 > 419  
8.851e+002

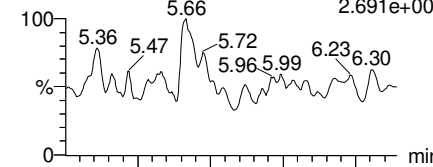


F50:MRM of 2 channels,ES-  
584.2 > 483.0  
9.851e+002

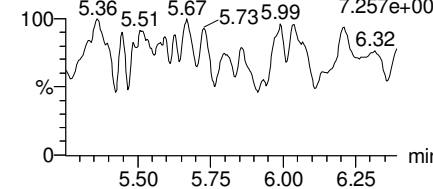


**PFDaA**

F53:MRM of 4 channels,ES-  
612.9 > 569.0  
2.691e+003

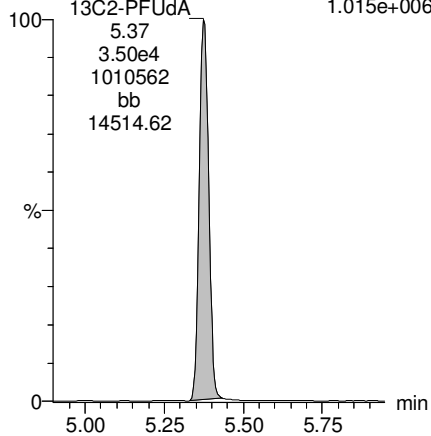


F53:MRM of 4 channels,ES-  
612.9 > 318.8  
7.257e+002



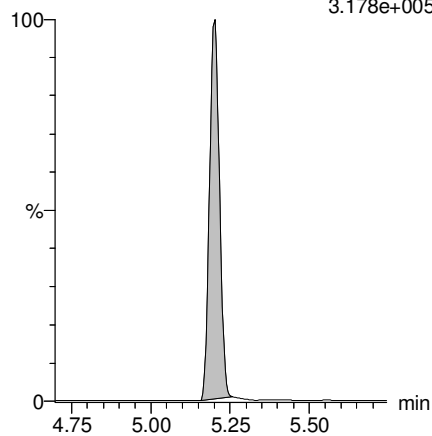
**13C2-PFUdA**

F46:MRM of 1 channel,ES-  
565 > 519.8  
1.015e+006



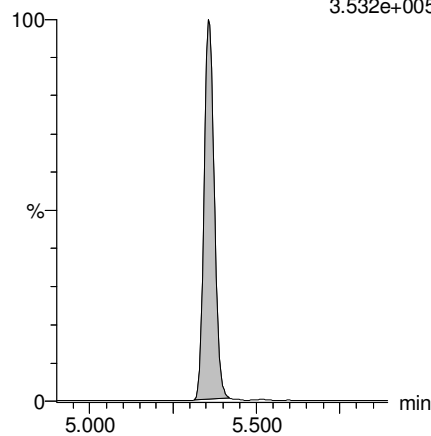
**d3-N-MeFOSAA**

F49:MRM of 1 channel,ES-  
573.3 > 419  
3.178e+005



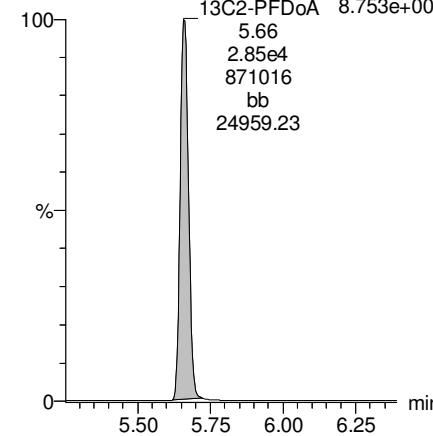
**d5-N-EtFOSAA**

F51:MRM of 1 channel,ES-  
589.3 > 419  
3.532e+005



**13C2-PFDaA**

F54:MRM of 2 channels,ES-  
615.0 > 569.7  
8.753e+005





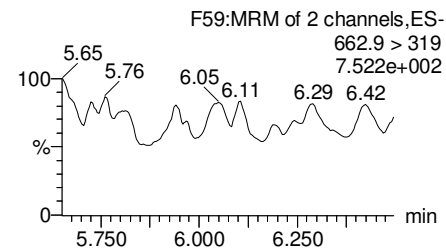
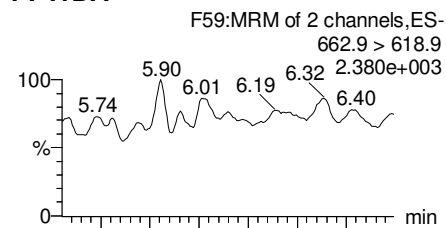
Dataset: Z:\Projects\PFAS.PRO\Results\180310M1\180310M1-55.qld

Last Altered: Wednesday, March 14, 2018 10:12:18 Pacific Daylight Time

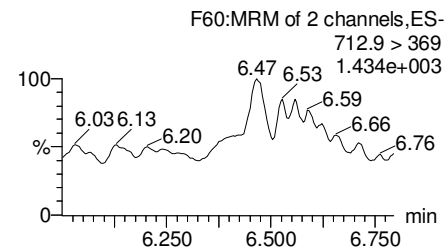
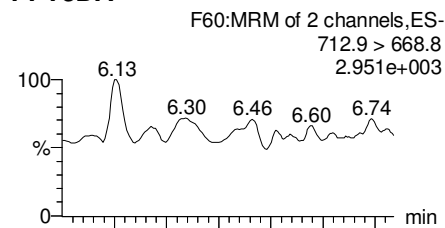
Printed: Wednesday, March 14, 2018 10:12:49 Pacific Daylight Time

Name: 180310M1\_55, Date: 11-Mar-2018, Time: 01:47:10, ID: 1800353-03 WI-AF-MW-3-0218 0.11741, Description: WI-AF-MW-3-0218

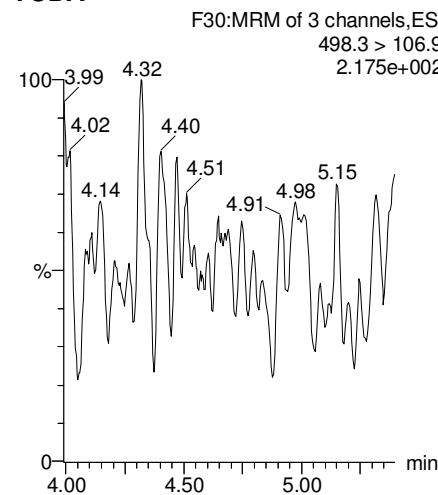
**PFTrDA**



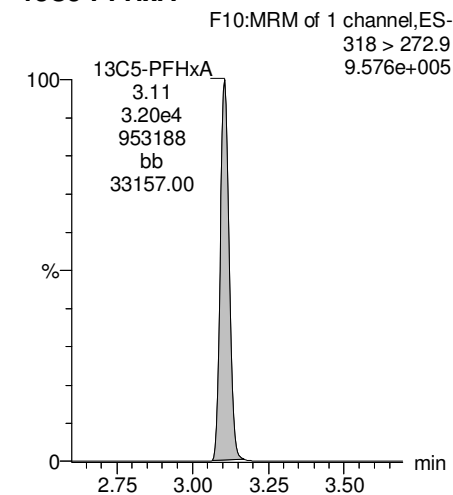
**PFTeDA**



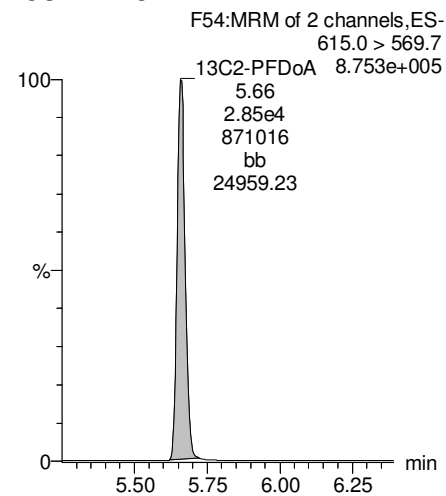
**TCDA**



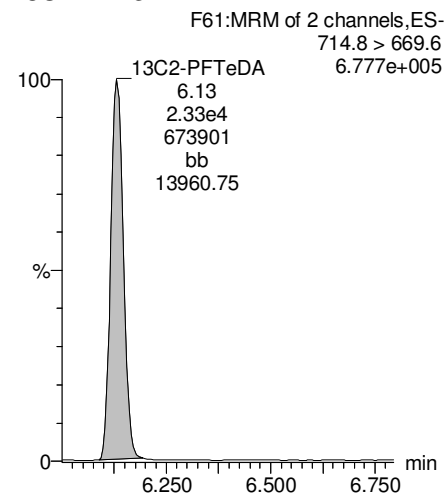
**13C5-PFHxA**



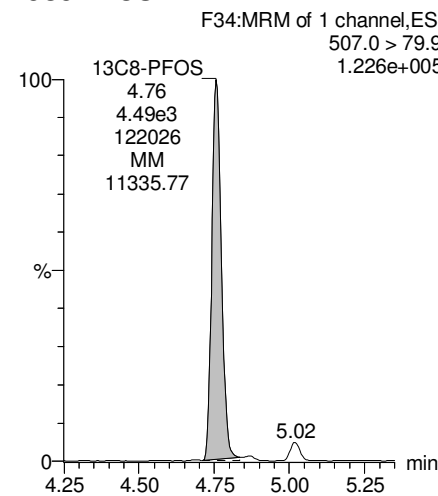
**13C2-PFDoA**



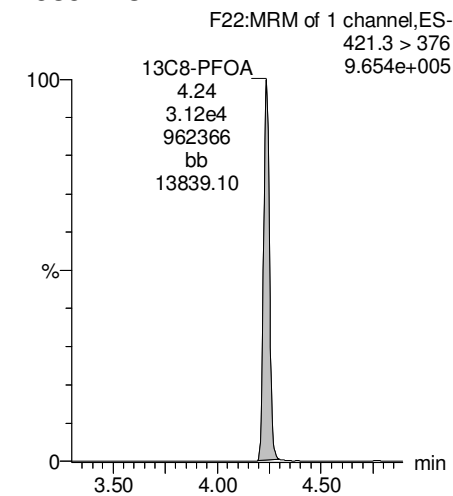
**13C2-PFTeDA**



**13C8-PFOS**



**13C8-PFOA**



Dataset: Z:\Projects\PFAS.PRO\Results\180310M1\180310M1-55.qld

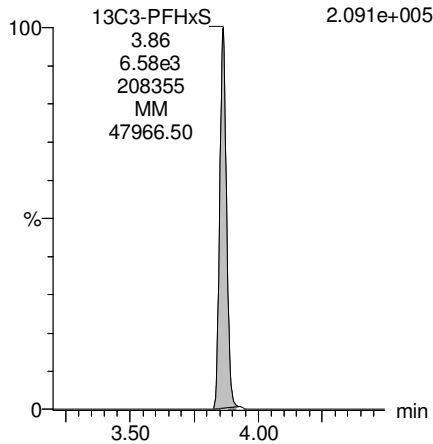
Last Altered: Wednesday, March 14, 2018 10:12:18 Pacific Daylight Time

Printed: Wednesday, March 14, 2018 10:12:49 Pacific Daylight Time

Name: 180310M1\_55, Date: 11-Mar-2018, Time: 01:47:10, ID: 1800353-03 WI-AF-MW-3-0218 0.11741, Description: WI-AF-MW-3-0218

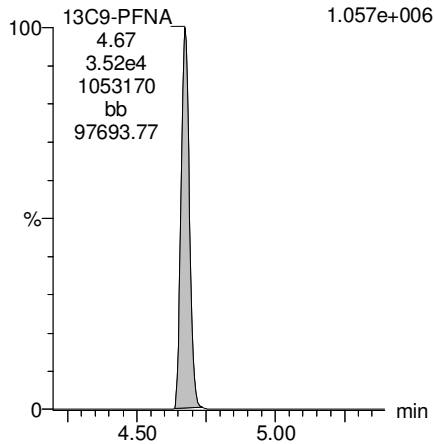
**13C3-PFHxS**

F18:MRM of 1 channel,ES-  
401.9 > 79.9  
2.091e+005



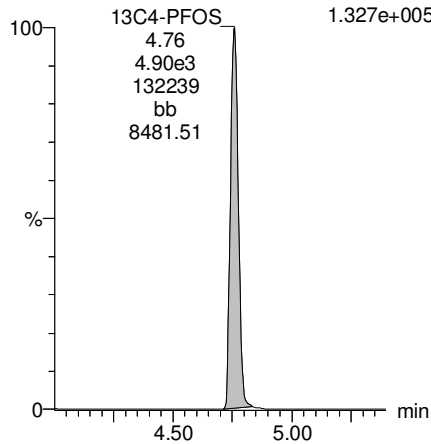
**13C9-PFNA**

F28:MRM of 1 channel,ES-  
472.2 > 426.9  
1.057e+006



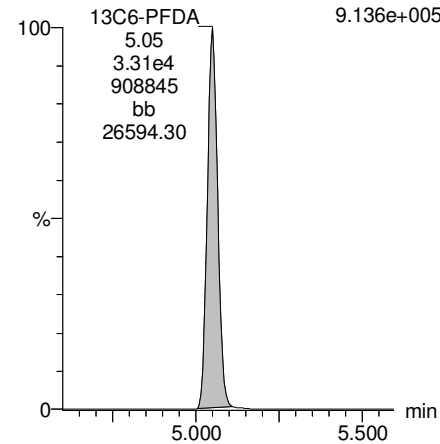
**13C4-PFOS**

F32:MRM of 1 channel,ES-  
503 > 79.9  
1.327e+005



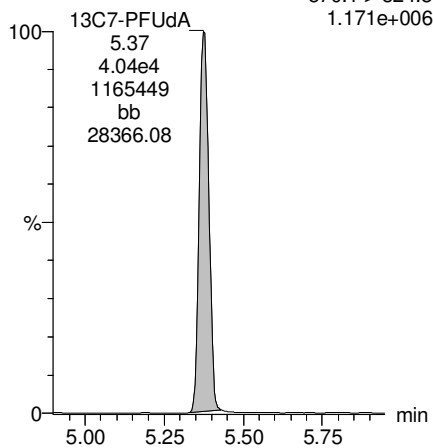
**13C6-PFDA**

F39:MRM of 1 channel,ES-  
519.1 > 473.7  
9.136e+005



**13C7-PFUdA**

F48:MRM of 1 channel,ES-  
570.1 > 524.8  
1.171e+006



Dataset: Z:\Projects\PFAS.PRO\Results\180308M1\180308M1-22.qld

Last Altered: Wednesday, March 14, 2018 12:29:37 Pacific Daylight Time

Printed: Wednesday, March 14, 2018 12:31:35 Pacific Daylight Time

Method: Z:\Projects\PFAS.PRO\MethDB\PFAS\_FULL\_80C\_030818.mdb 09 Mar 2018 14:08:23

Calibration: Z:\Projects\PFAS.PRO\CurveDB\C18\_VAL-PFAS\_Q4\_03-08-18-FULL.cdb 09 Mar 2018 17:24:24

Name: 180308M1\_22, Date: 08-Mar-2018, Time: 23:15:11, ID: 1800353-03@5X WI-AF-MW-3-0218 0.11741, Description: WI-AF-MW-3-0218

	# Name	Trace	Area	IS Area	Wt./Vol.	RRF	Pred.RT	RT	y Axis Resp.	Conc.	%Rec
1	16 L-PFOS	499 > 79.9	6.09e4	1.08e3	0.1174		4.84	4.82	704	6050	
2	44 13C8-PFOS	507.0 > 79.9	1.08e3	1.45e3	0.1174	0.937	5.11	4.82	9.35	85.0	79.8
3	62 13C4-PFOS	503 > 79.9	1.45e3	1.45e3	0.1174	1.000	5.11	4.82	12.5	106	100.0
4	67 Total PFOS	499 > 79.9	6.09e4	1.08e3	0.1174		5.11		704	6050	

Dataset: Z:\Projects\PFAS.PRO\Results\180308M1\180308M1-22.qld

Last Altered: Wednesday, March 14, 2018 12:29:37 Pacific Daylight Time

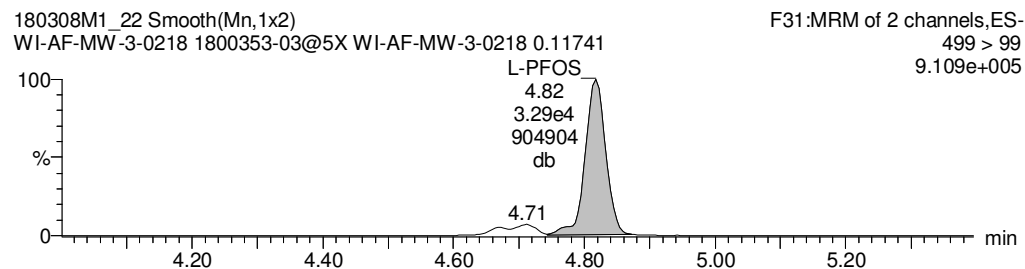
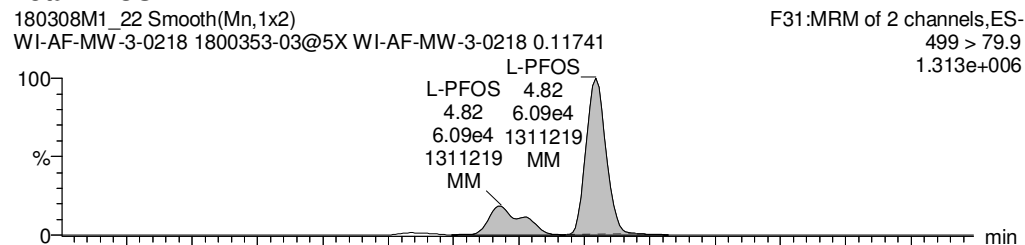
Printed: Wednesday, March 14, 2018 12:31:35 Pacific Daylight Time

Method: Z:\Projects\PFAS.PRO\MethDB\PFAS\_FULL\_80C\_030818.mdb 09 Mar 2018 14:08:23

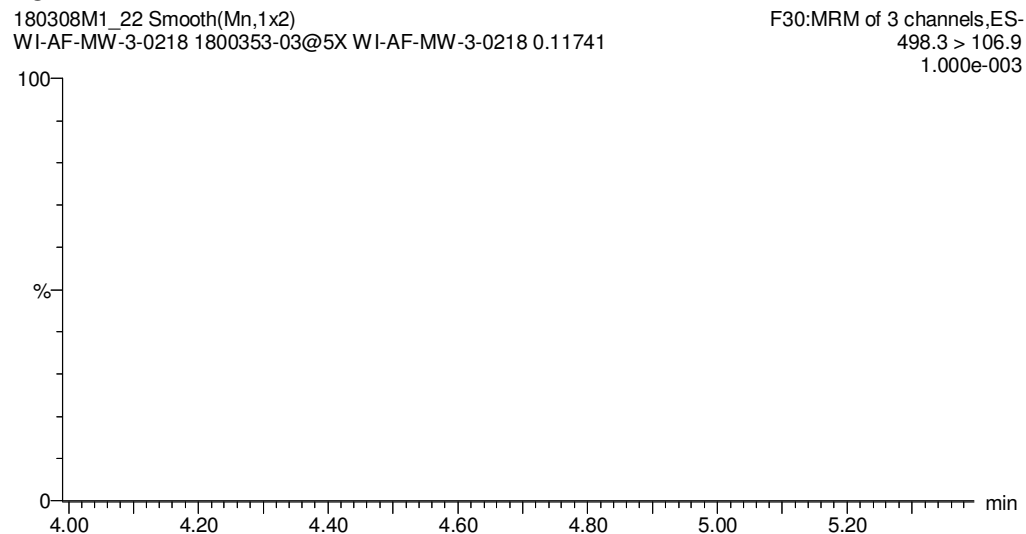
Calibration: Z:\Projects\PFAS.PRO\CurveDB\C18\_VAL-PFAS\_Q4\_03-08-18-FULL.cdb 09 Mar 2018 17:24:24

Name: 180308M1\_22, Date: 08-Mar-2018, Time: 23:15:11, ID: 1800353-03@5X WI-AF-MW-3-0218 0.11741, Description: WI-AF-MW-3-0218

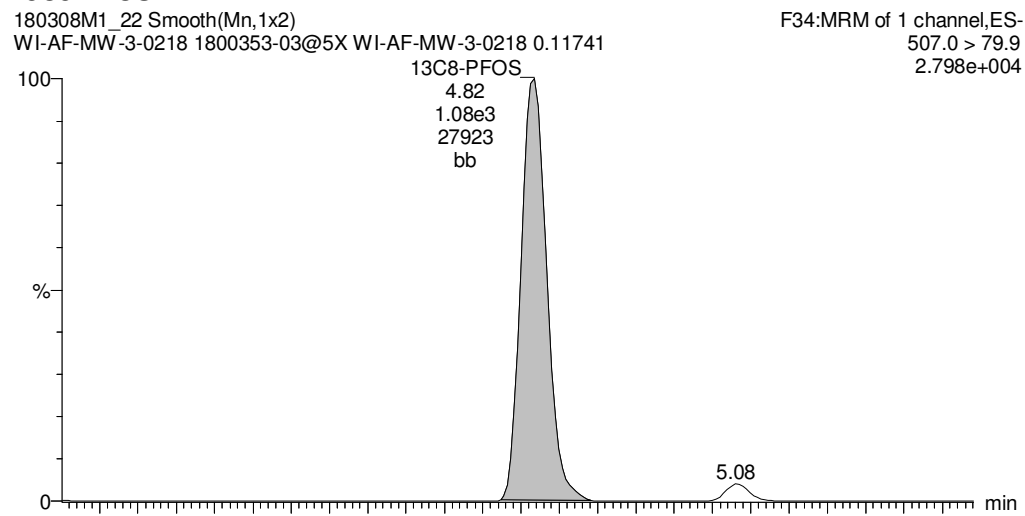
### Total PFOS



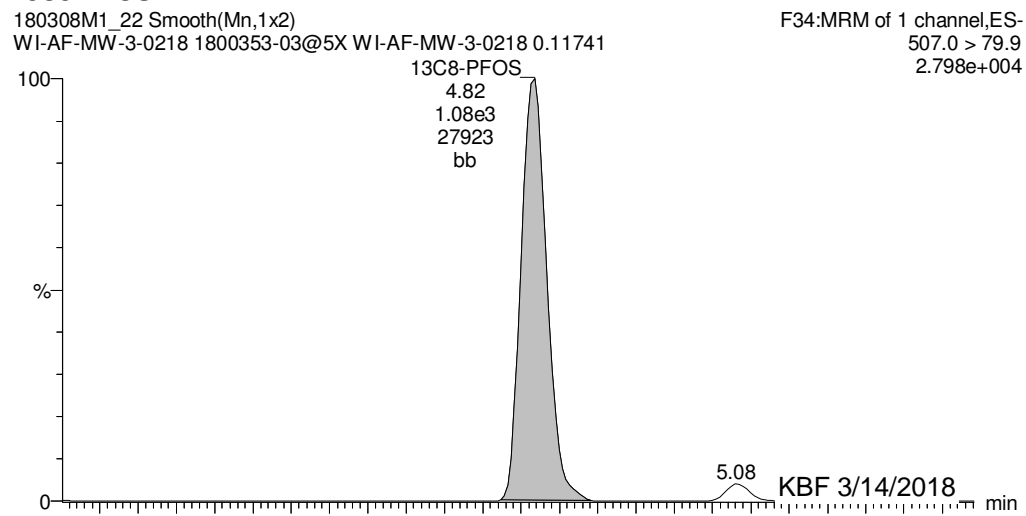
### TCDA



### 13C8-PFOS



### 13C8-PFOS



Dataset: Z:\Projects\PFAS.PRO\Results\180308M1\180308M1-22.qld

Last Altered: Wednesday, March 14, 2018 12:29:37 Pacific Daylight Time

Printed: Wednesday, March 14, 2018 12:31:35 Pacific Daylight Time

Name: 180308M1\_22, Date: 08-Mar-2018, Time: 23:15:11, ID: 1800353-03@5X WI-AF-MW-3-0218 0.11741, Description: WI-AF-MW-3-0218

**13C4-PFOS**

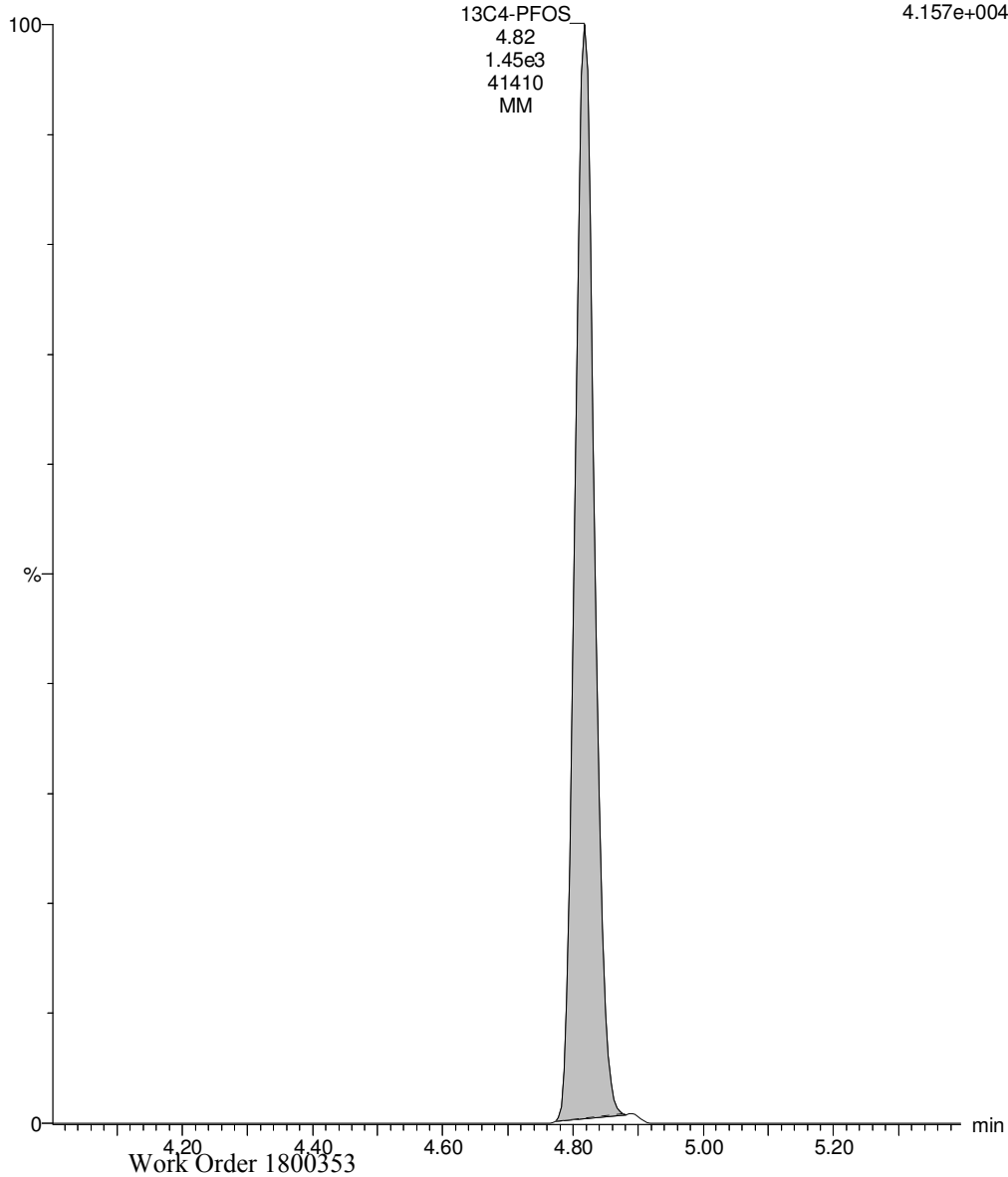
180308M1\_22 Smooth(Mn,1x2)

WI-AF-MW-3-0218 1800353-03@5X WI-AF-MW-3-0218 0.11741

F32:MRM of 1 channel,ES-

503 > 79.9

4.157e+004



Dataset: Z:\Projects\PFAS.PRO\Results\180310M1\180310M1-56.qld

Last Altered: Wednesday, March 14, 2018 10:24:07 Pacific Daylight Time

Printed: Wednesday, March 14, 2018 10:24:54 Pacific Daylight Time

\*See dilution

Method: Z:\Projects\PFAS.PRO\MethDB\PFAS\_FULL\_80C\_030818.mdb 12 Mar 2018 15:51:17

Calibration: Z:\Projects\PFAS.PRO\CurveDB\C18\_VAL-PFAS\_Q4\_03-08-18-FULL.cdb 09 Mar 2018 18:24:24

Name: 180310M1\_56, Date: 11-Mar-2018, Time: 01:58:39, ID: 1800353-04 WI-AF-MW-202-0218 0.11256, Description: WI-AF-MW-202-0218

	# Name	Trace	Area	IS Area	Wt./Vol.	RRF	Pred.RT	RT	y Axis Resp.	Conc.	%Rec
1	3 PFBS	299.0 > 79.7	4.76e3	2.41e3	0.113		2.98	2.60	24.7	126.2840	
2	5 PFHxA	313.2 > 268.9	1.75e5	6.36e3	0.113		3.48	3.10	138	1016.9820	
3	7 PFHpA	363.0 > 318.9	1.13e5	1.56e4	0.113		4.10	3.71	90.7	735.1306	
4	8 L-PFHxS	398.9 > 79.6	8.67e4	1.54e3	0.113		4.24	3.85	703	3869.9566	
5	11 L-PFOA	413 > 368.7	1.43e5	2.32e4	0.113		4.30	4.23	77.1	778.0086	
6	14 PFNA	463.0 > 418.8	2.90e4	2.01e4	0.113		5.04	4.67	18.0	159.6552	
7	16 L-PFOS	499 > 79.9	3.48e5	2.84e3	0.113		4.84	4.75	1530	13713.6683 E*	
8	18 PFDA	513 > 468.8	1.17e4	1.95e4	0.113		5.40	5.04	7.47	63.2238	
9	21 N-MeFOSAA	570.1 > 419		9.27e3	0.113		5.55				
10	22 N-EtFOSAA	584.2 > 419		1.03e4	0.113		5.70				
11	23 PFUdA	563.0 > 518.9	2.45e3	2.50e4	0.113		5.72	5.37	1.23	11.1082	

Dataset: Z:\Projects\PFAS.PRO\Results\180310M1\180310M1-56.qld

Last Altered: Wednesday, March 14, 2018 10:24:07 Pacific Daylight Time

Printed: Wednesday, March 14, 2018 10:25:02 Pacific Daylight Time

Method: Z:\Projects\PFAS.PRO\MethDB\PFAS\_FULL\_80C\_030818.mdb 12 Mar 2018 15:51:17

Calibration: Z:\Projects\PFAS.PRO\CurveDB\C18\_VAL-PFAS\_Q4\_03-08-18-FULL.cdb 09 Mar 2018 18:24:24

Name: 180310M1\_56, Date: 11-Mar-2018, Time: 01:58:39, ID: 1800353-04 WI-AF-MW-202-0218 0.11256, Description: WI-AF-MW-202-0218

#	Name	Trace	Area	IS Area	Wt./Vol.	RRF	Pred.RT	RT	y Axis Resp.	Conc.	%Rec	
1	25	PFDa	612.9 > 569.0	2.19e4	0.113		5.99					
2	27	PFTDA	662.9 > 618.9	2.19e4	0.113		6.22					
3	28	PFTeDA	712.9 > 668.8	1.61e4	0.113		6.41					
4	36	13C3-PFBS	302. > 98.8	2.41e3	2.47e4	0.113	0.096	2.98	2.60	1.22	112.9409	101.7
5	37	13C2-PFHxA	315 > 269.8	6.36e3	2.47e4	0.113	0.692	3.48	3.09	3.22	41.3135	93.0
6	38	13C4-PFHpA	367.2 > 321.8	1.56e4	2.47e4	0.113	0.659	4.10	3.71	7.87	106.0655	95.5
7	39	18O2-PFHxS	403.0 > 102.6	1.54e3	4.35e3	0.113	0.380	4.24	3.85	4.43	103.5745	93.3
8	40	13C2-6:2 FTS	429.1 > 408.9	6.69e3	2.64e4	0.113	0.245	4.56	4.17	3.17	115.0142	103.6
9	41	13C2-PFOA	414.9 > 369.7	2.32e4	2.64e4	0.113	1.032	4.61	4.23	11.0	94.3912	85.0
10	42	13C5-PFNA	468.2 > 422.9	2.01e4	2.76e4	0.113	0.936	5.04	4.67	9.12	86.5894	78.0
11	43	13C8-PFOA	506.1 > 77.7	2.65e3	3.21e4	0.113	0.188	5.09	4.73	1.03	48.6566	43.8
12	44	13C8-PFOS	507.0 > 79.9	2.84e3	3.27e3	0.113	0.937	5.11	4.75	10.9	103.0039	92.8
13	45	13C2-PFDA	515.1 > 469.9	1.95e4	2.58e4	0.113	1.020	5.40	5.04	9.48	82.5638	74.3
14	46	13C2-8:2 FTS	529.1 > 508.7	7.57e3	2.47e4	0.113	0.135	5.38	5.01	3.83	252.1818	227.1
15	47	d3-N-MeFOSAA	573.3 > 419	9.27e3	3.21e4	0.113	0.405	5.55	5.19	3.61	79.0550	71.2
16	48	d5-N-EtFOSAA	589.3 > 419	1.03e4	3.21e4	0.113	0.447	5.70	5.35	4.02	79.9101	72.0
17	49	13C2-PFUdA	565 > 519.8	2.50e4	3.21e4	0.113	0.956	5.72	5.37	9.73	90.4511	81.4
18	50	13C2-PFDoA	615.0 > 569.7	2.19e4	3.21e4	0.113	0.795	5.99	5.65	8.51	95.1414	85.7
19	51	d3-N-MeFOSA	515.2 > 168.9		3.21e4	0.113	0.095	5.93				
20	52	13C2-PFTeDA	714.8 > 669.6	1.61e4	3.21e4	0.113	0.475	6.41	6.13	6.28	117.3952	105.7
21	53	d5-N-ETFOSA	531.1 > 168.9		3.21e4	0.113	0.124	6.25				
22	54	13C2-PFHxDA	815 > 769.7	1.40e4	3.21e4	0.113	1.168	6.69	6.48	5.44	41.3724	93.1
23	55	d7-N-MeFOSE	623.1 > 58.9		3.21e4	0.113	0.098	6.31				
24	56	d9-N-EtFOSE	639.2 > 58.8		3.21e4	0.113	0.094	6.45				
25	57	13C4-PFBA	217. > 171.8			0.113		1.73				
26	58	13C5-PFHxA	318 > 272.9	2.47e4	2.47e4	0.113	1.000	3.48	3.09	12.5	111.0519	100.0
27	59	13C3-PFHxS	401.9 > 79.9	4.35e3	4.35e3	0.113	1.000	4.24	3.85	12.5	111.0519	100.0
28	60	13C8-PFOA	421.3 > 376	2.64e4	2.64e4	0.113	1.000	4.61	4.22	12.5	111.0519	100.0
29	61	13C9-PFNA	472.2 > 426.9	2.76e4	2.76e4	0.113	1.000	4.70	4.67	12.5	111.0519	100.0
30	62	13C4-PFOS	503 > 79.9	3.27e3	3.27e3	0.113	1.000	5.11	4.75	12.5	111.0519	100.0
31	63	13C6-PFDA	519.1 > 473.7	2.58e4	2.58e4	0.113	1.000	5.40	5.04	12.5	111.0519	100.0
32	64	13C7-PFUdA	570.1 > 524.8	3.21e4	3.21e4	0.113	1.000	5.72	5.37	12.5	111.0519	100.0

Dataset: Z:\Projects\PFAS.PRO\Results\180310M1\180310M1-56.qld

Last Altered: Wednesday, March 14, 2018 10:24:07 Pacific Daylight Time

Printed: Wednesday, March 14, 2018 10:25:02 Pacific Daylight Time

Name: 180310M1\_56, Date: 11-Mar-2018, Time: 01:58:39, ID: 1800353-04 WI-AF-MW-202-0218 0.11256, Description: WI-AF-MW-202-0218

	# Name	Trace	Area	IS Area	Wt./Vol.	RRF	Pred.RT	RT	y Axis Resp.	Conc.	%Rec
33	65 Total PFHxS	398.9 > 79.6	8.67e4	1.54e3	0.113		4.24		703	3869.9566	
34	66 Total PFOA	413 > 368.7	1.50e5	2.32e4	0.113		4.25		80.8	814.5764	
35	67 Total PFOS	499 > 79.9	3.48e5	2.84e3	0.113		5.11		1530	13713.6683	
36	68 Total N-MeFOSAA	570.1 > 419	0.00e0	9.27e3	0.113		5.55		0.000		
37	69 Total N-EtFOSAA	584.2 > 419	0.00e0	1.03e4	0.113		5.70		0.000		



Dataset: Z:\Projects\PFAS.PRO\Results\180310M1\180310M1-56.qld

Last Altered: Wednesday, March 14, 2018 10:24:07 Pacific Daylight Time

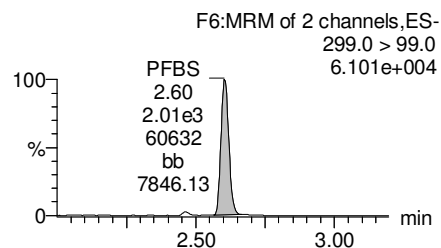
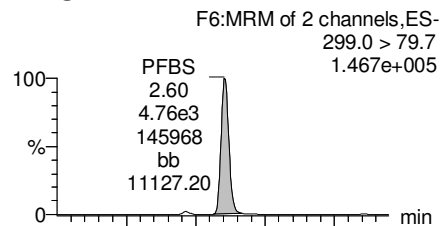
Printed: Wednesday, March 14, 2018 10:25:02 Pacific Daylight Time

Method: Z:\Projects\PFAS.PRO\MethDB\PFAS\_FULL\_80C\_030818.mdb 12 Mar 2018 15:51:17

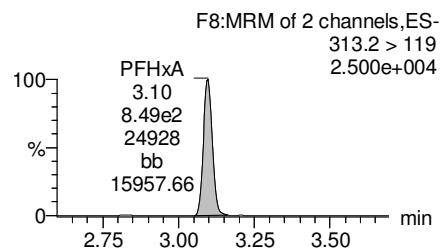
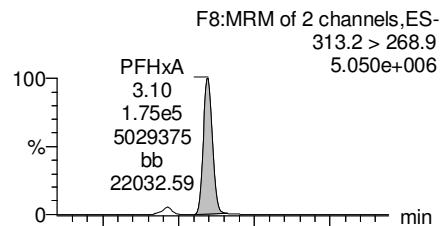
Calibration: Z:\Projects\PFAS.PRO\CurveDB\C18\_VAL-PFAS\_Q4\_03-08-18-FULL.cdb 09 Mar 2018 18:24:24

Name: 180310M1\_56, Date: 11-Mar-2018, Time: 01:58:39, ID: 1800353-04 WI-AF-MW-202-0218 0.11256, Description: WI-AF-MW-202-0218

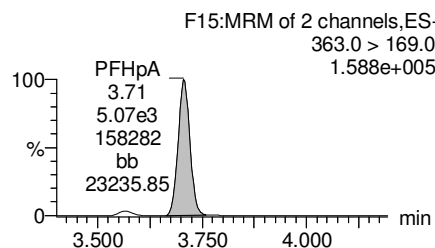
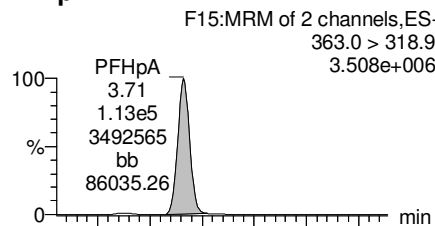
**PFBS**



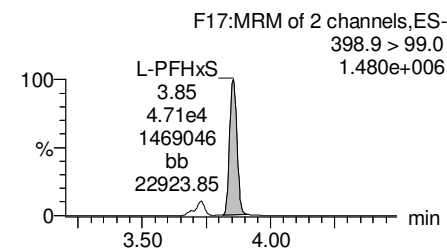
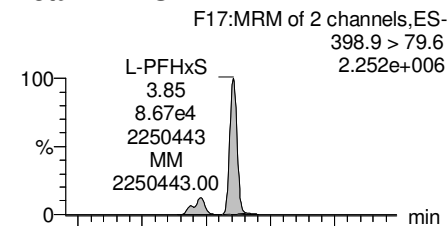
**PFHxA**



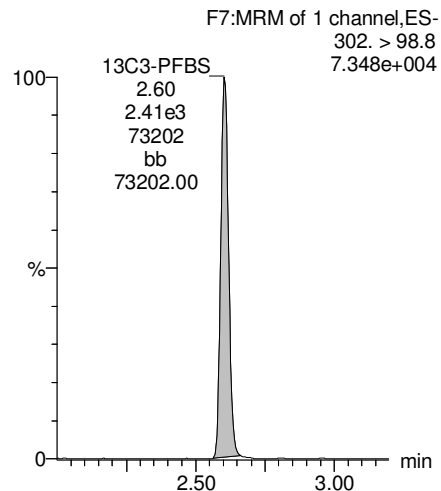
**PFHpA**



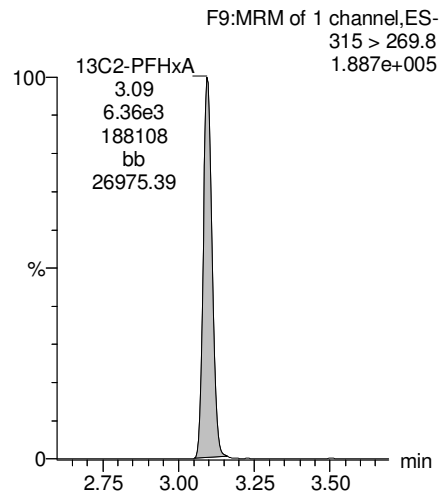
**Total PFHxS**



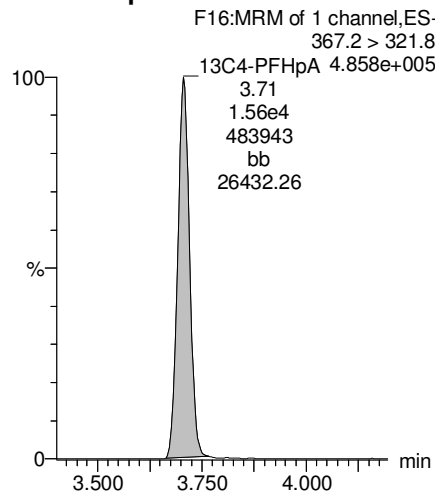
**13C3-PFBS**



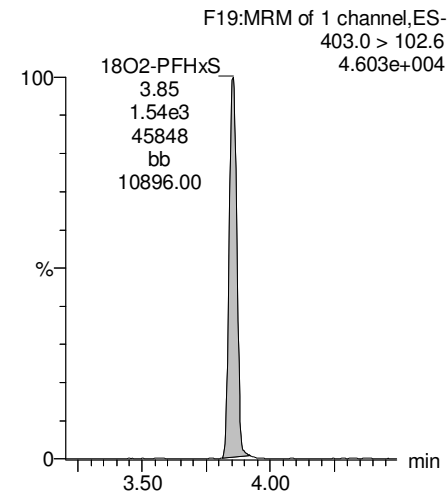
**13C2-PFHxA**



**13C4-PFHpA**



**18O2-PFHxS**



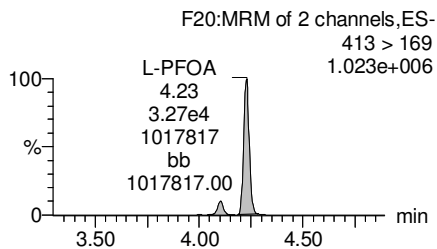
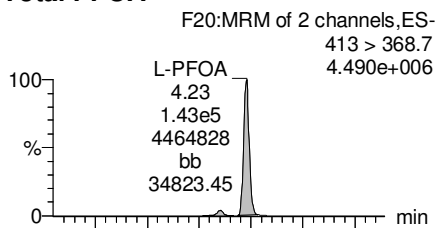
Dataset: Z:\Projects\PFAS.PRO\Results\180310M1\180310M1-56.qld

Last Altered: Wednesday, March 14, 2018 10:24:07 Pacific Daylight Time

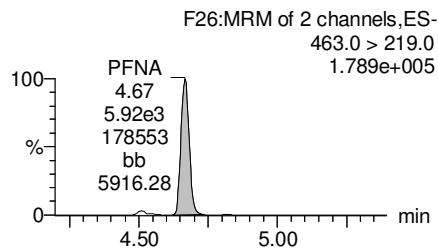
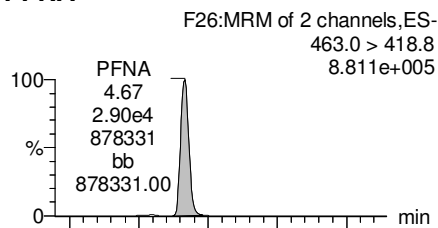
Printed: Wednesday, March 14, 2018 10:25:02 Pacific Daylight Time

Name: 180310M1\_56, Date: 11-Mar-2018, Time: 01:58:39, ID: 1800353-04 WI-AF-MW-202-0218 0.11256, Description: WI-AF-MW-202-0218

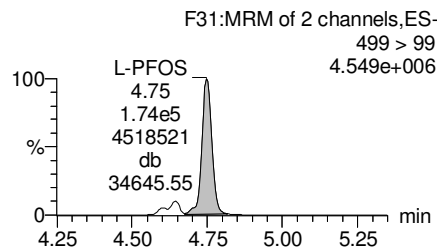
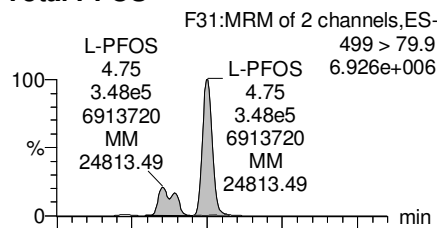
**Total PFOA**



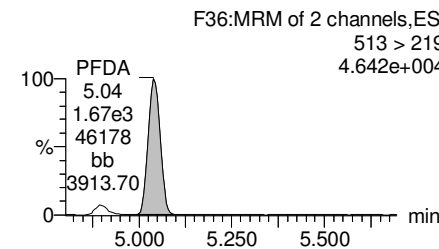
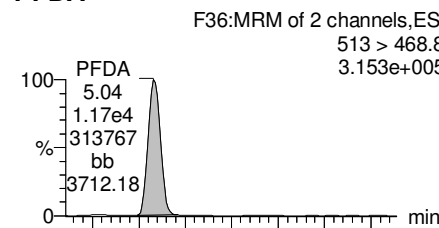
**PFNA**



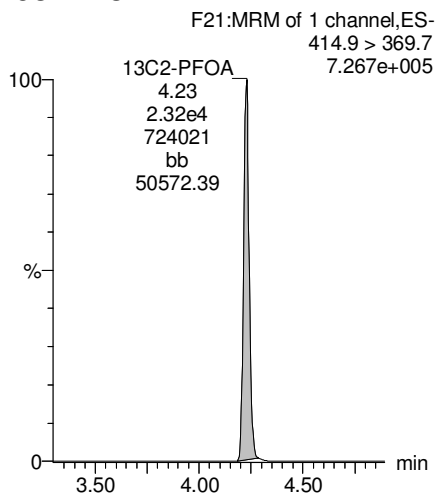
**Total PFOS**



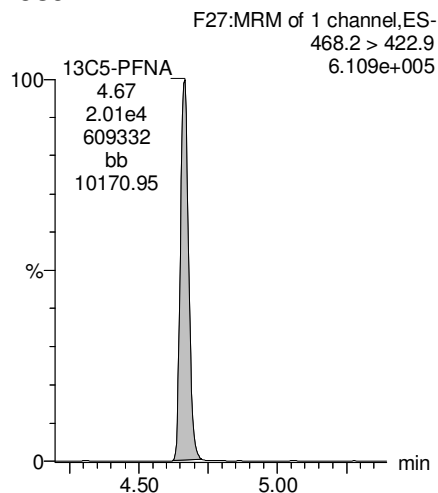
**PFDA**



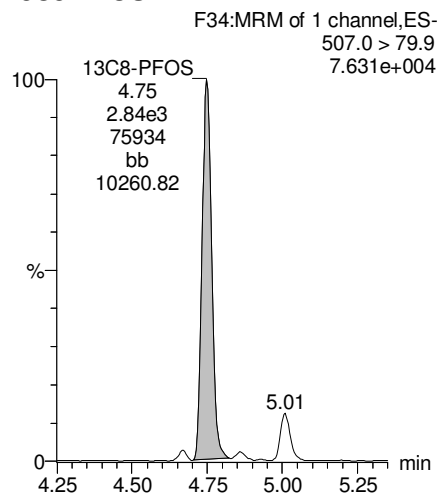
**13C2-PFOA**



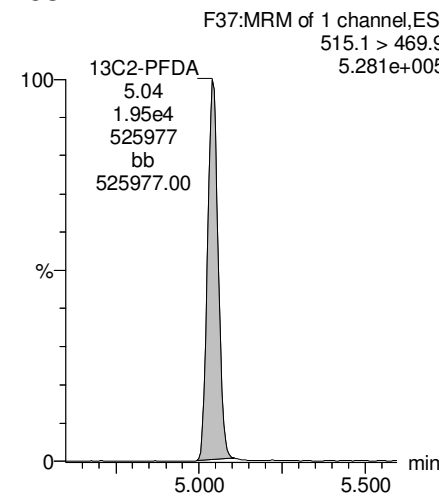
**13C5-PFNA**



**13C8-PFOS**



**13C2-PFDA**



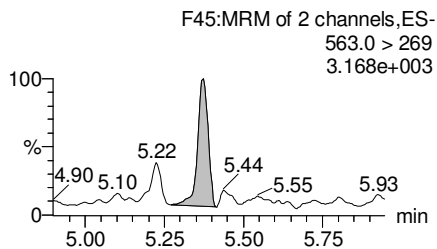
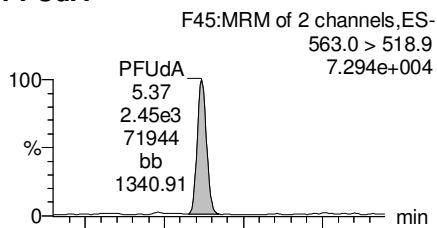
Dataset: Z:\Projects\PFAS.PRO\Results\180310M1\180310M1-56.qld

Last Altered: Wednesday, March 14, 2018 10:24:07 Pacific Daylight Time

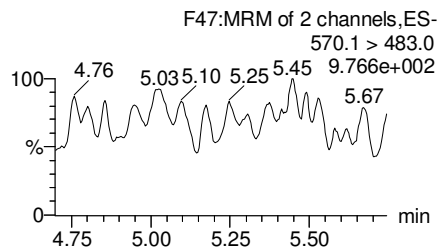
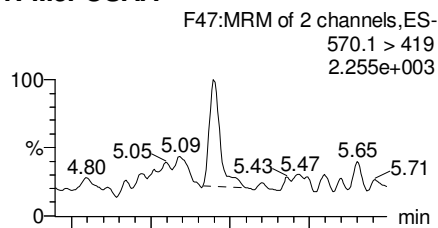
Printed: Wednesday, March 14, 2018 10:25:02 Pacific Daylight Time

Name: 180310M1\_56, Date: 11-Mar-2018, Time: 01:58:39, ID: 1800353-04 WI-AF-MW-202-0218 0.11256, Description: WI-AF-MW-202-0218

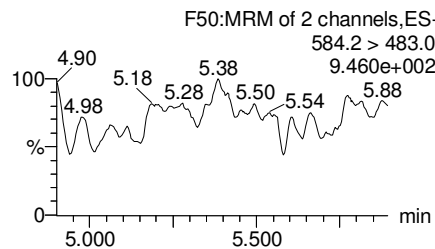
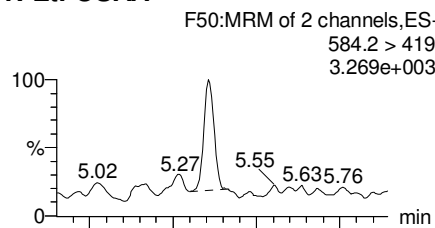
**PFUdA**



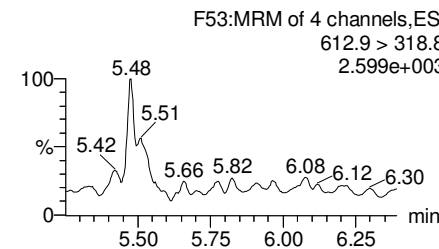
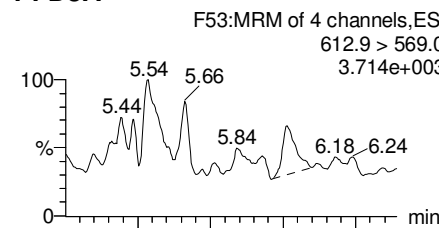
**N-MeFOSAA**



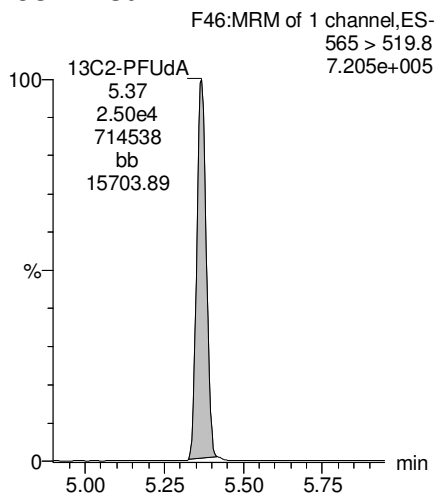
**N-EtFOSAA**



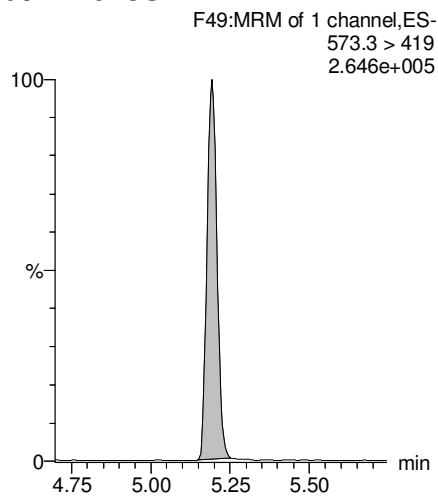
**PFDaA**



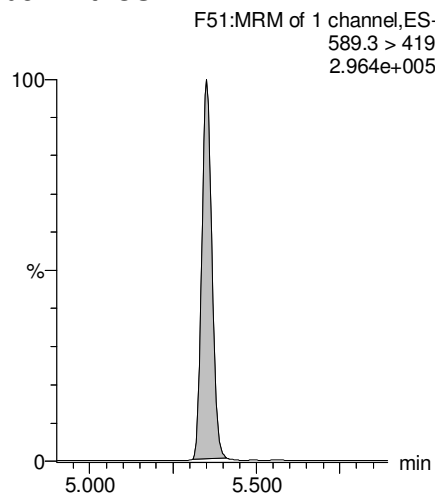
**13C2-PFUdA**



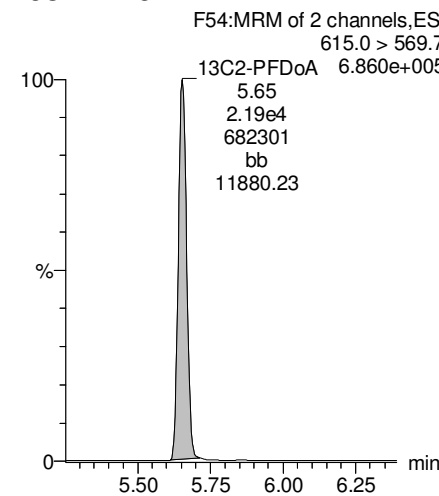
**d3-N-MeFOSAA**



**d5-N-EtFOSAA**



**13C2-PFDaA**



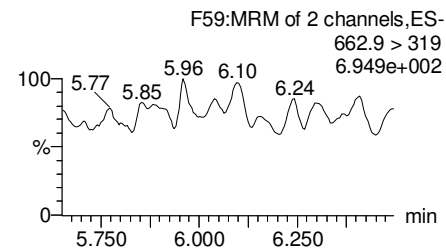
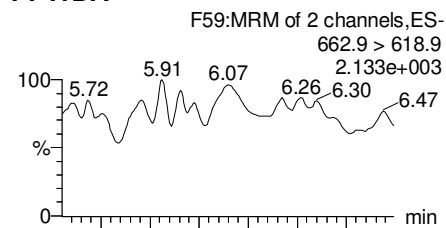
Dataset: Z:\Projects\PFAS.PRO\Results\180310M1\180310M1-56.qld

Last Altered: Wednesday, March 14, 2018 10:24:07 Pacific Daylight Time

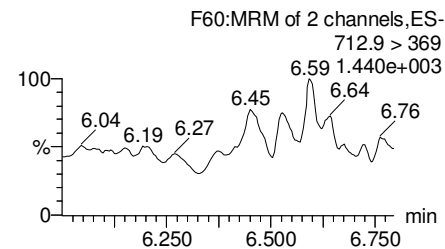
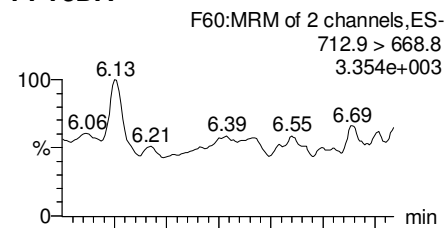
Printed: Wednesday, March 14, 2018 10:25:02 Pacific Daylight Time

Name: 180310M1\_56, Date: 11-Mar-2018, Time: 01:58:39, ID: 1800353-04 WI-AF-MW-202-0218 0.11256, Description: WI-AF-MW-202-0218

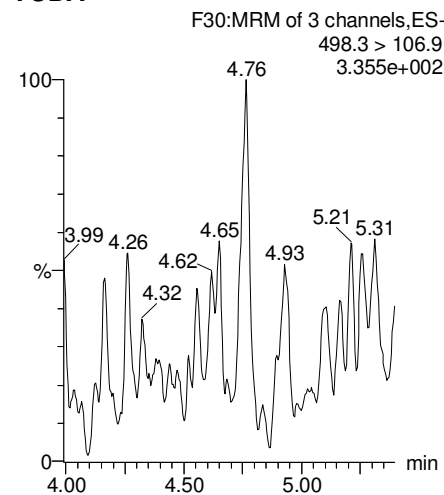
**PFTrDA**



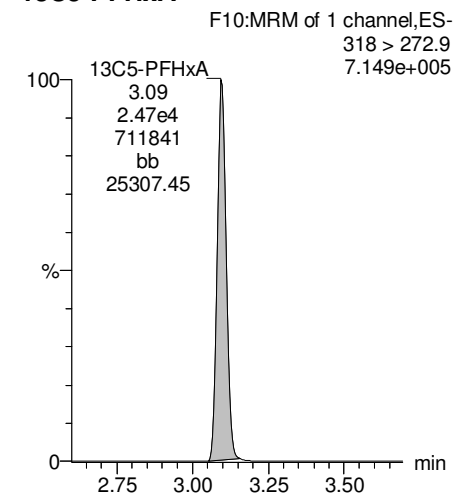
**PFTeDA**



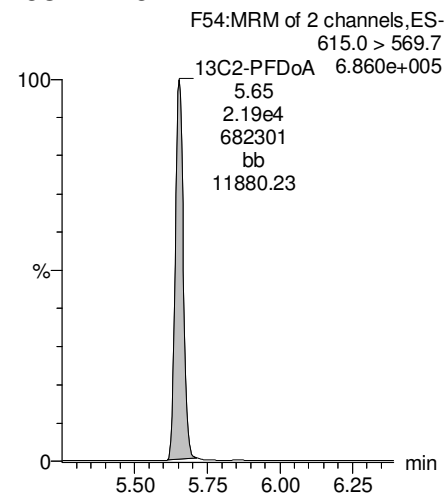
**TCDA**



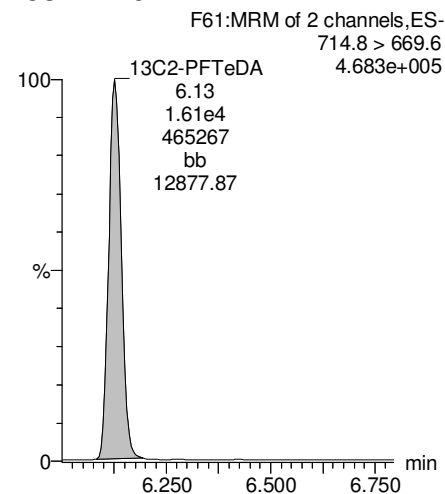
**13C5-PFHxA**



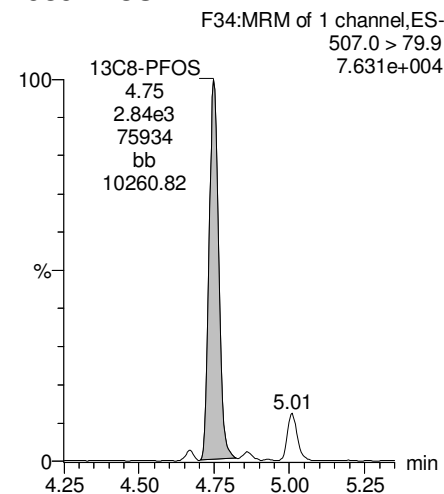
**13C2-PFDoA**



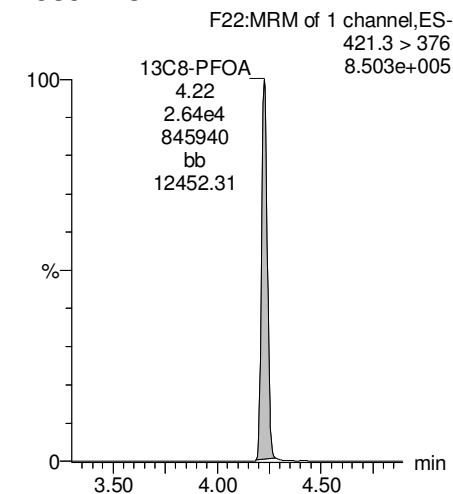
**13C2-PFTeDA**



**13C8-PFOS**



**13C8-PFOA**



Dataset: Z:\Projects\PFAS.PRO\Results\180310M1\180310M1-56.qld

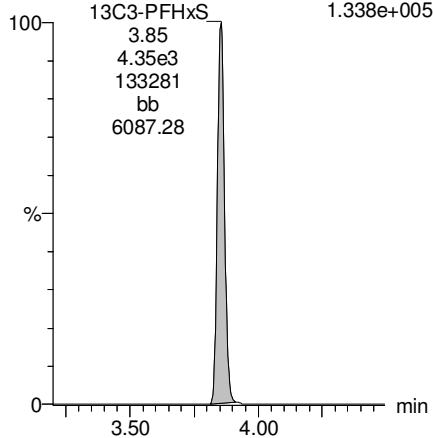
Last Altered: Wednesday, March 14, 2018 10:24:07 Pacific Daylight Time

Printed: Wednesday, March 14, 2018 10:25:02 Pacific Daylight Time

Name: 180310M1\_56, Date: 11-Mar-2018, Time: 01:58:39, ID: 1800353-04 WI-AF-MW-202-0218 0.11256, Description: WI-AF-MW-202-0218

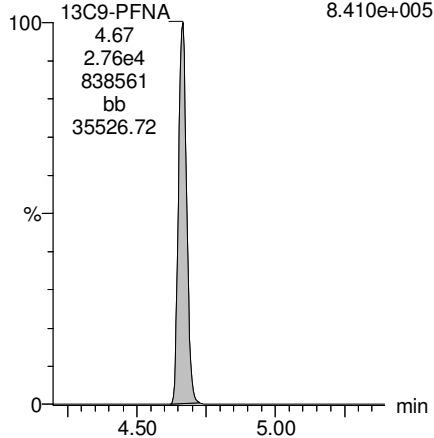
**13C3-PFHxS**

F18:MRM of 1 channel,ES-  
401.9 > 79.9  
1.338e+005



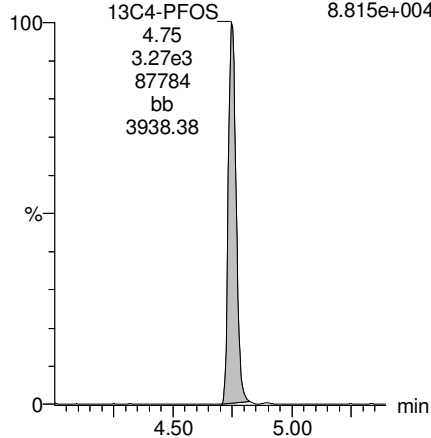
**13C9-PFNA**

F28:MRM of 1 channel,ES-  
472.2 > 426.9  
8.410e+005



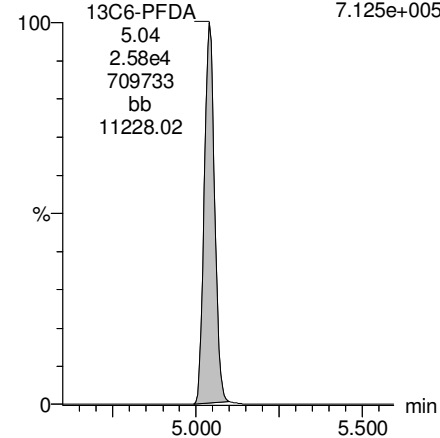
**13C4-PFOS**

F32:MRM of 1 channel,ES-  
503 > 79.9  
8.815e+004



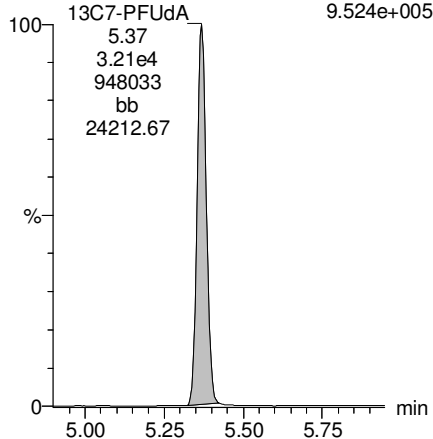
**13C6-PFDA**

F39:MRM of 1 channel,ES-  
519.1 > 473.7  
7.125e+005



**13C7-PFUdA**

F48:MRM of 1 channel,ES-  
570.1 > 524.8  
9.524e+005



Dataset: Z:\Projects\PFAS.PRO\Results\180308M1\180308M1-23.qld

Last Altered: Saturday, March 10, 2018 12:53:49 Pacific Standard Time

Printed: Saturday, March 10, 2018 13:00:00 Pacific Standard Time

Method: Z:\Projects\PFAS.PRO\MethDB\PFAS\_FULL\_80C\_030818.mdb 09 Mar 2018 14:08:23

Calibration: Z:\Projects\PFAS.PRO\CurveDB\C18\_VAL-PFAS\_Q4\_03-08-18-FULL.cdb 09 Mar 2018 17:24:24

Name: 180308M1\_23, Date: 08-Mar-2018, Time: 23:26:41, ID: 1800353-04@10X WI-AF-MW-202-0218 0.11256, Description: WI-AF-MW-202-0218

	# Name	Trace	Area	IS Area	Wt./Vol.	RRF	Pred.RT	RT	y Axis Resp.	Conc.	%Rec
1	16 L-PFOS	499 > 79.9	5.39e4	5.55e2	0.1126		4.84	4.82	1210	10900	
2	44 13C8-PFOS	507.0 > 79.9	5.55e2	6.45e2	0.1126	0.937	5.11	4.82	10.8	102	91.9
3	62 13C4-PFOS	503 > 79.9	6.45e2	6.45e2	0.1126	1.000	5.11	4.82	12.5	111	100.0
4	67 Total PFOS	499 > 79.9	5.39e4	5.55e2	0.1126		5.11		1210	10900	

Dataset: Z:\Projects\PFAS.PRO\Results\180308M1\180308M1-23.qld

Last Altered: Saturday, March 10, 2018 12:53:49 Pacific Standard Time

Printed: Saturday, March 10, 2018 13:00:00 Pacific Standard Time

Method: Z:\Projects\PFAS.PRO\MethDB\PFAS\_FULL\_80C\_030818.mdb 09 Mar 2018 14:08:23

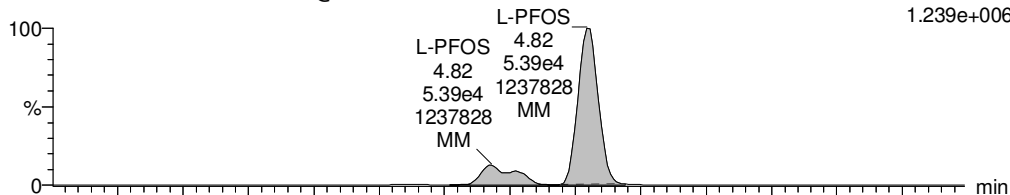
Calibration: Z:\Projects\PFAS.PRO\CurveDB\C18\_VAL-PFAS\_Q4\_03-08-18-FULL.cdb 09 Mar 2018 17:24:24

Name: 180308M1\_23, Date: 08-Mar-2018, Time: 23:26:41, ID: 1800353-04@10X WI-AF-MW-202-0218 0.11256, Description: WI-AF-MW-202-0218

### Total PFOS

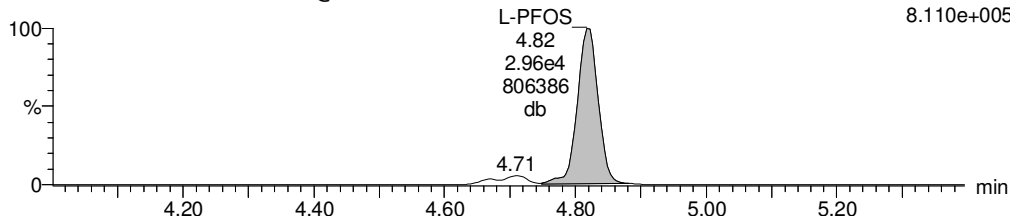
180308M1\_23 Smooth(Mn,1x2)  
WI-AF-MW-202-0218 1800353-04@10X WI-AF-MW-202-0218 0.11256

F31:MRM of 2 channels,ES-  
499 > 79.9  
1.239e+006



180308M1\_23 Smooth(Mn,1x2)  
WI-AF-MW-202-0218 1800353-04@10X WI-AF-MW-202-0218 0.11256

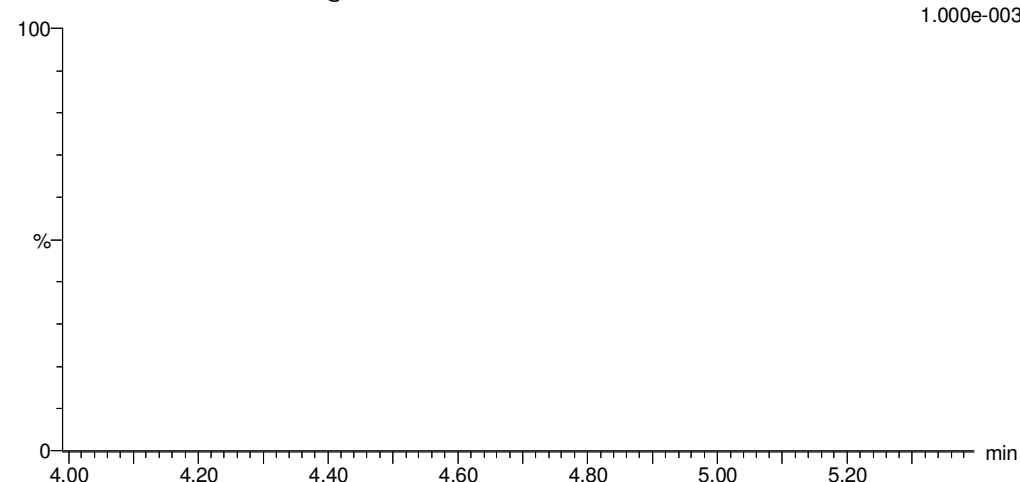
F31:MRM of 2 channels,ES-  
499 > 99  
8.110e+005



### TCDA

180308M1\_23 Smooth(Mn,1x2)  
WI-AF-MW-202-0218 1800353-04@10X WI-AF-MW-202-0218 0.11256

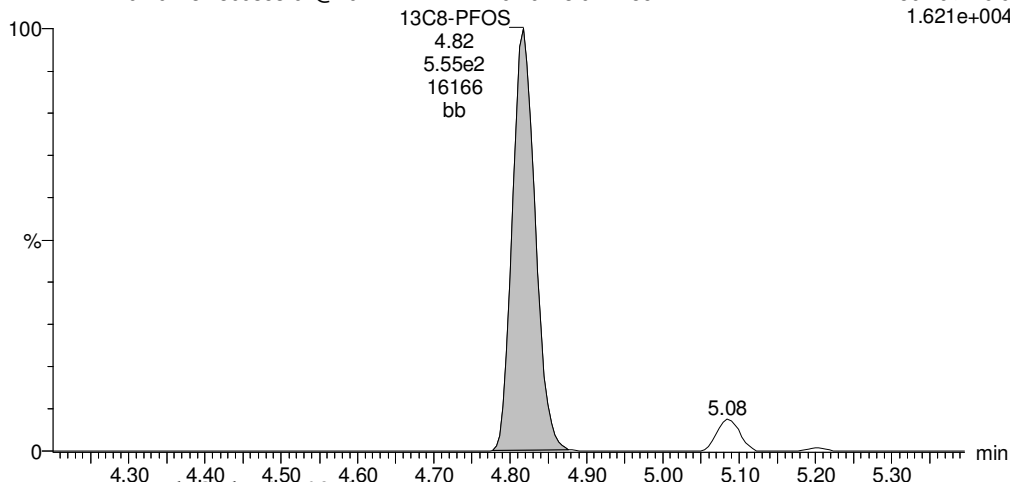
F30:MRM of 3 channels,ES-  
498.3 > 106.9  
1.000e-003



### 13C8-PFOS

180308M1\_23 Smooth(Mn,1x2)  
WI-AF-MW-202-0218 1800353-04@10X WI-AF-MW-202-0218 0.11256

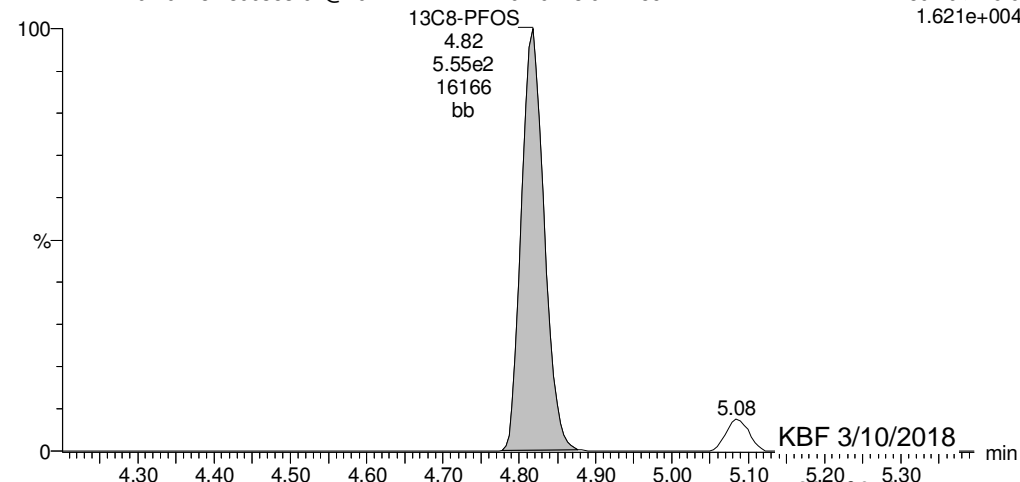
F34:MRM of 1 channel,ES-  
507.0 > 79.9  
1.621e+004



### 13C8-PFOS

180308M1\_23 Smooth(Mn,1x2)  
WI-AF-MW-202-0218 1800353-04@10X WI-AF-MW-202-0218 0.11256

F34:MRM of 1 channel,ES-  
507.0 > 79.9  
1.621e+004



KBF 3/10/2018

Dataset: Z:\Projects\PFAS.PRO\Results\180308M1\180308M1-23.qld

Last Altered: Saturday, March 10, 2018 12:53:49 Pacific Standard Time

Printed: Saturday, March 10, 2018 13:00:00 Pacific Standard Time

Name: 180308M1\_23, Date: 08-Mar-2018, Time: 23:26:41, ID: 1800353-04@10X WI-AF-MW-202-0218 0.11256, Description: WI-AF-MW-202-0218

**13C4-PFOS**

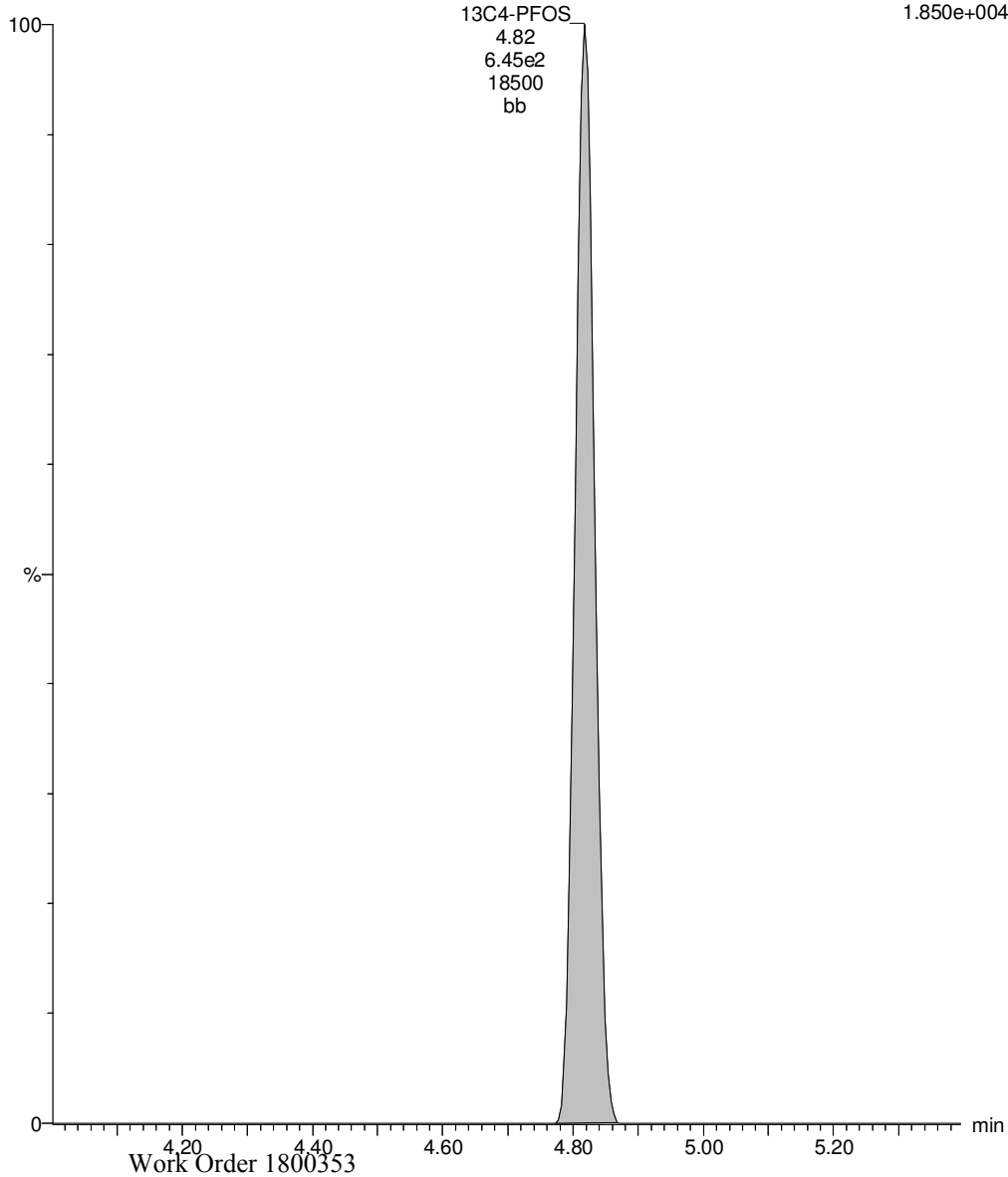
180308M1\_23 Smooth(Mn,1x2)

WI-AF-MW-202-0218 1800353-04@10X WI-AF-MW-202-0218 0.11256

F32:MRM of 1 channel,ES-

503 > 79.9

1.850e+004





Dataset: Z:\Projects\PFAS.PRO\Results\180310M1\180310M1-57.qld

Last Altered: Wednesday, March 14, 2018 10:56:41 Pacific Daylight Time

Printed: Wednesday, March 14, 2018 10:57:47 Pacific Daylight Time

\*See dilution

Method: Z:\Projects\PFAS.PRO\MethDB\PFAS\_FULL\_80C\_030818.mdb 12 Mar 2018 15:51:17

Calibration: Z:\Projects\PFAS.PRO\CurveDB\C18\_VAL-PFAS\_Q4\_03-08-18-FULL.cdb 09 Mar 2018 18:24:24

Name: 180310M1\_57, Date: 11-Mar-2018, Time: 03:10:09, ID: 1800353-05 WI-AF-MW-204-0218 0.11807, Description: WI-AF-MW-204-0218

	# Name	Trace	Area	IS Area	Wt./Vol.	RRF	Pred.RT	RT	y Axis Resp.	Conc.	%Rec
1	3 PFBS	299.0 > 79.7	2.76e3	2.66e3	0.118		2.98	2.61	13.0	63.5745	
2	5 PFHxA	313.2 > 268.9	2.83e5	6.80e3	0.118		3.48	3.10	208	1465.5847	
3	7 PFHpA	363.0 > 318.9	2.08e5	1.76e4	0.118		4.10	3.71	148	1143.7818	
4	8 L-PFHxS	398.9 > 79.6	1.14e5	1.66e3	0.118		4.24	3.86	856	4490.1167 E*	
5	11 L-PFOA	413 > 368.7	4.76e5	2.36e4	0.118		4.30	4.24	252	2446.5260	
6	14 PFNA	463.0 > 418.8	8.11e4	2.27e4	0.118		5.04	4.67	44.6	377.9006	
7	16 L-PFOS	499 > 79.9	6.58e5	2.37e3	0.118		4.84	4.76	3470	29638.1729 E*	
8	18 PFDA	513 > 468.8	1.59e4	2.27e4	0.118		5.40	5.05	8.75	70.6878	
9	21 N-MeFOSAA	570.1 > 419		1.02e4	0.118		5.55				
10	22 N-EtFOSAA	584.2 > 419		1.04e4	0.118		5.70				
11	23 PFUdA	563.0 > 518.9	4.41e2	2.56e4	0.118		5.72	5.38	0.216	1.0578	

Dataset: Z:\Projects\PFAS.PRO\Results\180310M1\180310M1-57.qld

Last Altered: Wednesday, March 14, 2018 10:56:41 Pacific Daylight Time

Printed: Wednesday, March 14, 2018 10:57:56 Pacific Daylight Time

Method: Z:\Projects\PFAS.PRO\MethDB\PFAS\_FULL\_80C\_030818.mdb 12 Mar 2018 15:51:17

Calibration: Z:\Projects\PFAS.PRO\CurveDB\C18\_VAL-PFAS\_Q4\_03-08-18-FULL.cdb 09 Mar 2018 18:24:24

Name: 180310M1\_57, Date: 11-Mar-2018, Time: 03:10:09, ID: 1800353-05 WI-AF-MW-204-0218 0.11807, Description: WI-AF-MW-204-0218

#	Name	Trace	Area	IS Area	Wt./Vol.	RRF	Pred.RT	RT	y Axis Resp.	Conc.	%Rec	
1	25	PFDa	612.9 > 569.0	2.44e4	0.118		5.99					
2	27	PFTDA	662.9 > 618.9	2.44e4	0.118		6.22					
3	28	PFTeDA	712.9 > 668.8	1.84e4	0.118		6.41					
4	36	13C3-PFBS	302. > 98.8	2.66e3	2.67e4	0.118	0.096	2.98	2.61	1.24	109.7599	103.7
5	37	13C2-PFHxA	315 > 269.8	6.80e3	2.67e4	0.118	0.692	3.48	3.10	3.18	38.8939	91.8
6	38	13C4-PFHpA	367.2 > 321.8	1.76e4	2.67e4	0.118	0.659	4.10	3.71	8.23	105.7188	99.9
7	39	18O2-PFHxS	403.0 > 102.6	1.66e3	4.57e3	0.118	0.380	4.24	3.86	4.54	101.2507	95.6
8	40	13C2-6:2 FTS	429.1 > 408.9	1.25e4	2.51e4	0.118	0.245	4.56	4.18	6.25	216.4226	204.4
9	41	13C2-PFOA	414.9 > 369.7	2.36e4	2.51e4	0.118	1.032	4.61	4.24	11.8	96.5475	91.2
10	42	13C5-PFNA	468.2 > 422.9	2.27e4	2.98e4	0.118	0.936	5.04	4.67	9.55	86.4523	81.7
11	43	13C8-PFOA	506.1 > 77.7	2.43e3	3.30e4	0.118	0.188	5.09	4.74	0.921	41.4874	39.2
12	44	13C8-PFOS	507.0 > 79.9	2.37e3	3.13e3	0.118	0.937	5.11	4.76	9.49	85.8068	81.0
13	45	13C2-PFDA	515.1 > 469.9	2.27e4	2.80e4	0.118	1.020	5.40	5.05	10.1	83.8903	79.2
14	46	13C2-8:2 FTS	529.1 > 508.7	6.72e3	2.67e4	0.118	0.135	5.38	5.02	3.14	197.3323	186.4
15	47	d3-N-MeFOSAA	573.3 > 419	1.02e4	3.30e4	0.118	0.405	5.55	5.20	3.87	80.7635	76.3
16	48	d5-N-EtFOSAA	589.3 > 419	1.04e4	3.30e4	0.118	0.447	5.70	5.36	3.92	74.2683	70.2
17	49	13C2-PFUdA	565 > 519.8	2.56e4	3.30e4	0.118	0.956	5.72	5.37	9.68	85.7707	81.0
18	50	13C2-PFDoA	615.0 > 569.7	2.44e4	3.30e4	0.118	0.795	5.99	5.66	9.23	98.3473	92.9
19	51	d3-N-MeFOSA	515.2 > 168.9		3.30e4	0.118	0.095	5.93				
20	52	13C2-PFTeDA	714.8 > 669.6	1.84e4	3.30e4	0.118	0.475	6.41	6.13	6.95	123.9187	117.0
21	53	d5-N-ETFOSA	531.1 > 168.9		3.30e4	0.118	0.124	6.25				
22	54	13C2-PFHxDA	815 > 769.7	1.43e4	3.30e4	0.118	1.168	6.69	6.48	5.43	39.3515	92.9
23	55	d7-N-MeFOSE	623.1 > 58.9		3.30e4	0.118	0.098	6.31				
24	56	d9-N-EtFOSE	639.2 > 58.8		3.30e4	0.118	0.094	6.45				
25	57	13C4-PFBA	217. > 171.8	1.88e4	1.88e4	0.118	1.000	1.73	1.36	12.5	105.8694	100.0
26	58	13C5-PFHxA	318 > 272.9	2.67e4	2.67e4	0.118	1.000	3.48	3.10	12.5	105.8694	100.0
27	59	13C3-PFHxS	401.9 > 79.9	4.57e3	4.57e3	0.118	1.000	4.24	3.86	12.5	105.8694	100.0
28	60	13C8-PFOA	421.3 > 376	2.51e4	2.51e4	0.118	1.000	4.61	4.23	12.5	105.8694	100.0
29	61	13C9-PFNA	472.2 > 426.9	2.98e4	2.98e4	0.118	1.000	4.70	4.67	12.5	105.8694	100.0
30	62	13C4-PFOS	503 > 79.9	3.13e3	3.13e3	0.118	1.000	5.11	4.76	12.5	105.8694	100.0
31	63	13C6-PFDA	519.1 > 473.7	2.80e4	2.80e4	0.118	1.000	5.40	5.05	12.5	105.8694	100.0
32	64	13C7-PFUdA	570.1 > 524.8	3.30e4	3.30e4	0.118	1.000	5.72	5.37	12.5	105.8694	100.0

Dataset: Z:\Projects\PFAS.PRO\Results\180310M1\180310M1-57.qld

Last Altered: Wednesday, March 14, 2018 10:56:41 Pacific Daylight Time

Printed: Wednesday, March 14, 2018 10:57:56 Pacific Daylight Time

Name: 180310M1\_57, Date: 11-Mar-2018, Time: 03:10:09, ID: 1800353-05 WI-AF-MW-204-0218 0.11807, Description: WI-AF-MW-204-0218

	# Name	Trace	Area	IS Area	Wt./Vol.	RRF	Pred.RT	RT	y Axis Resp.	Conc.	%Rec
33	65 Total PFHxS	398.9 > 79.6	1.14e5	1.66e3	0.118		4.24		856	4490.1167	
34	66 Total PFOA	413 > 368.7	4.89e5	2.36e4	0.118		4.25		259	2515.0059	
35	67 Total PFOS	499 > 79.9	6.58e5	2.37e3	0.118		5.11		3470	29638.1729	
36	68 Total N-MeFOSAA	570.1 > 419	0.00e0	1.02e4	0.118		5.55		0.000		
37	69 Total N-EtFOSAA	584.2 > 419	0.00e0	1.04e4	0.118		5.70		0.000		

Dataset: Z:\Projects\PFAS.PRO\Results\180310M1\180310M1-57.qld

Last Altered: Wednesday, March 14, 2018 10:56:41 Pacific Daylight Time

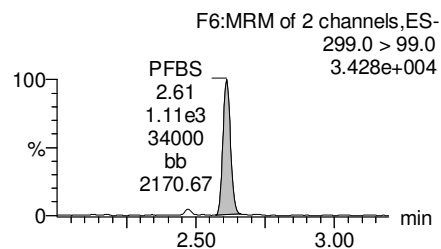
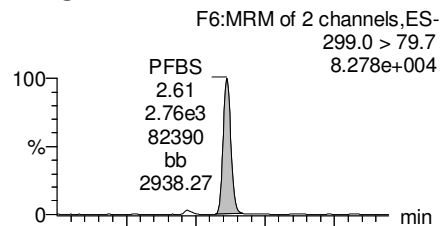
Printed: Wednesday, March 14, 2018 10:57:56 Pacific Daylight Time

Method: Z:\Projects\PFAS.PRO\MethDB\PFAS\_FULL\_80C\_030818.mdb 12 Mar 2018 15:51:17

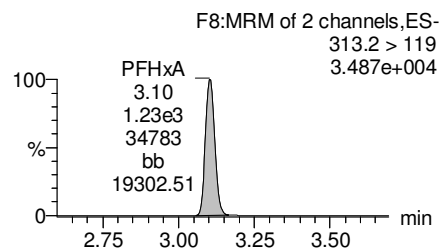
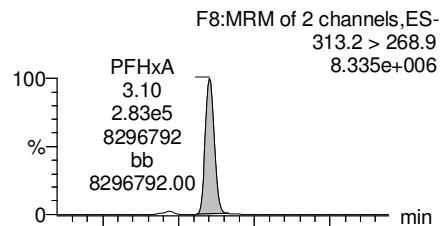
Calibration: Z:\Projects\PFAS.PRO\CurveDB\C18\_VAL-PFAS\_Q4\_03-08-18-FULL.cdb 09 Mar 2018 18:24:24

Name: 180310M1\_57, Date: 11-Mar-2018, Time: 03:10:09, ID: 1800353-05 WI-AF-MW-204-0218 0.11807, Description: WI-AF-MW-204-0218

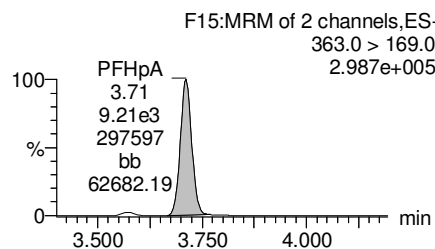
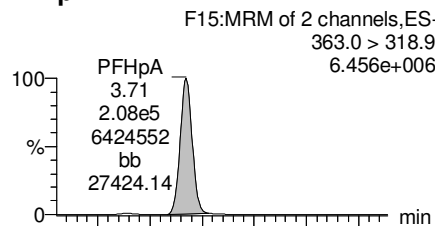
**PFBS**



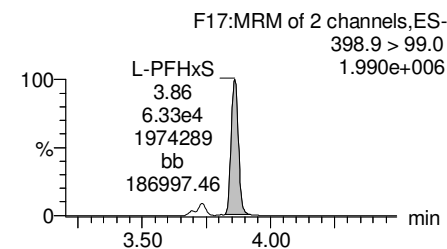
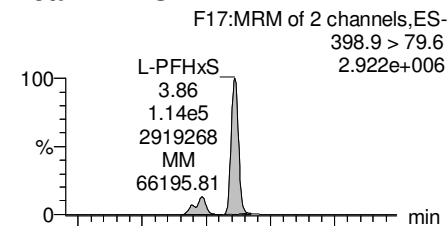
**PFHxA**



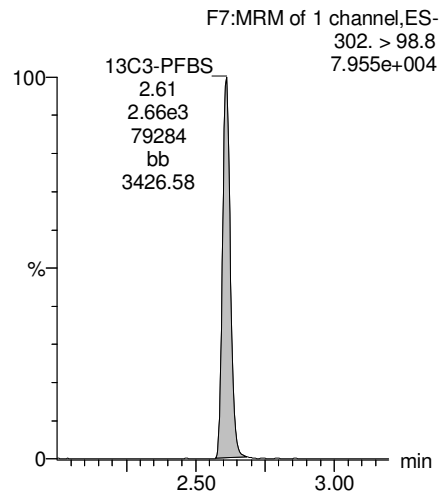
**PFHpA**



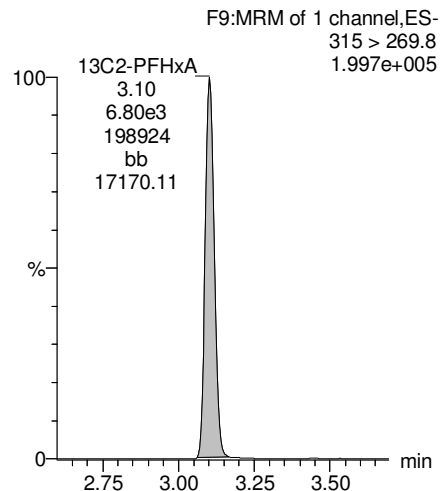
**Total PFHxS**



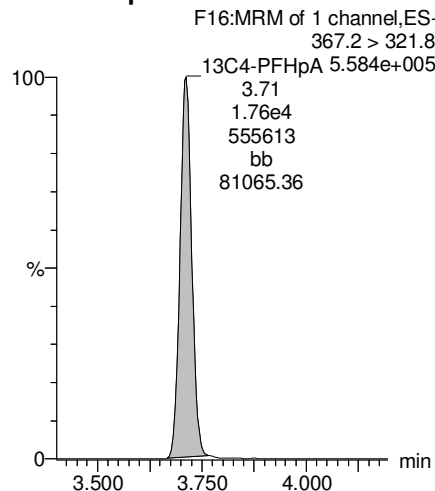
**13C3-PFBS**



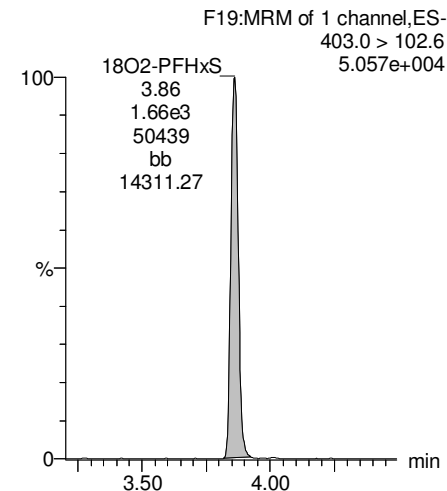
**13C2-PFHxA**



**13C4-PFHpA**



**18O2-PFHxS**



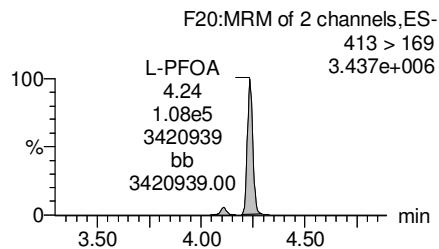
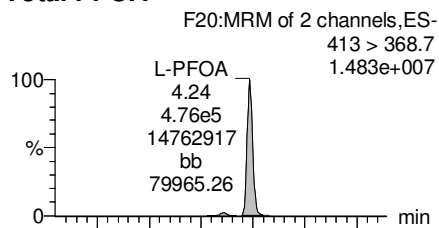
Dataset: Z:\Projects\PFAS.PRO\Results\180310M1\180310M1-57.qld

Last Altered: Wednesday, March 14, 2018 10:56:41 Pacific Daylight Time

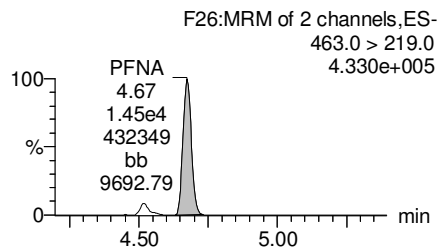
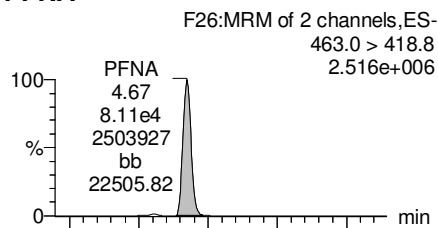
Printed: Wednesday, March 14, 2018 10:57:56 Pacific Daylight Time

Name: 180310M1\_57, Date: 11-Mar-2018, Time: 03:10:09, ID: 1800353-05 WI-AF-MW-204-0218 0.11807, Description: WI-AF-MW-204-0218

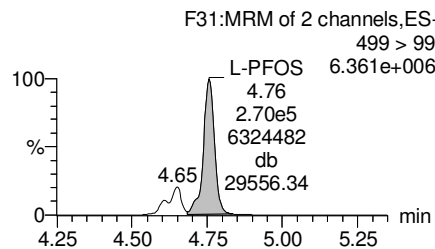
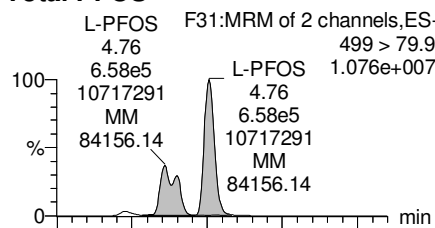
**Total PFOA**



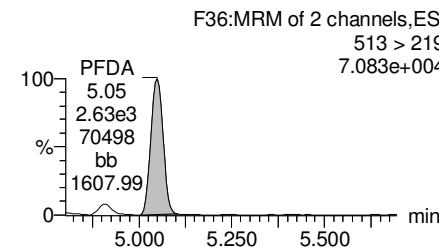
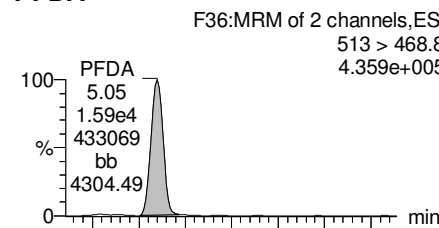
**PFNA**



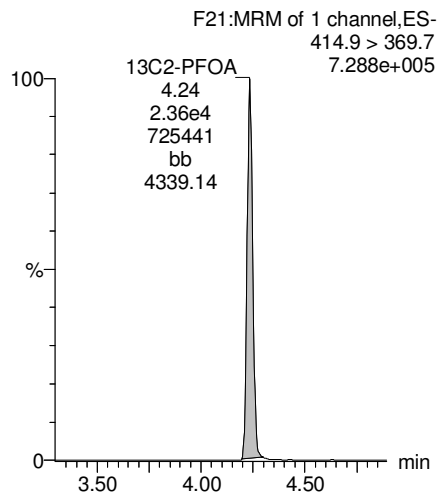
**Total PFOS**



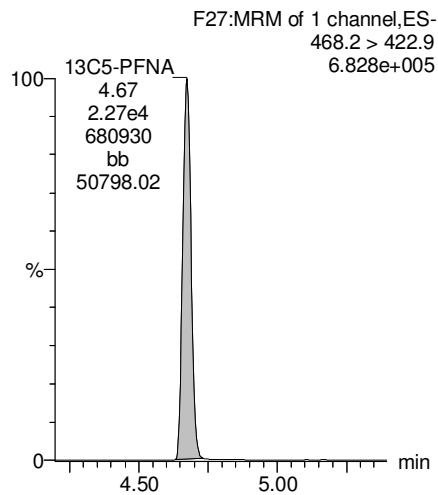
**PFDA**



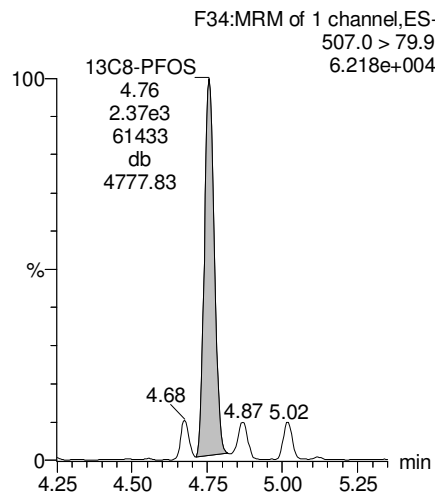
**13C2-PFOA**



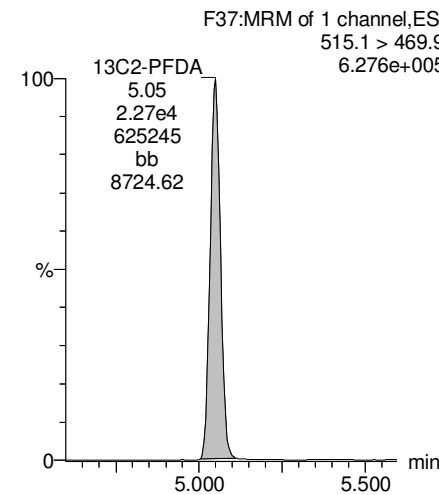
**13C5-PFNA**



**13C8-PFOS**



**13C2-PFDA**



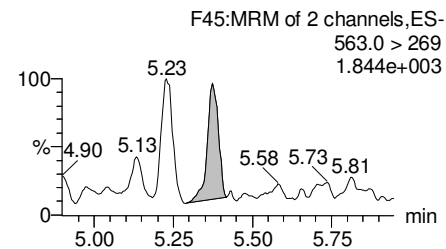
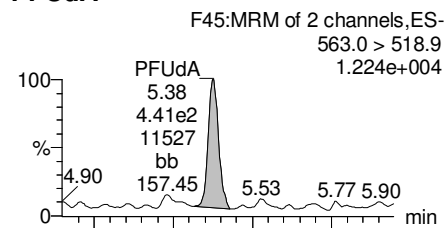
Dataset: Z:\Projects\PFAS.PRO\Results\180310M1\180310M1-57.qld

Last Altered: Wednesday, March 14, 2018 10:56:41 Pacific Daylight Time

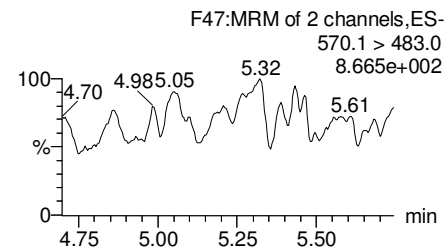
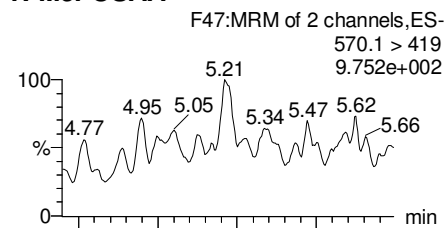
Printed: Wednesday, March 14, 2018 10:57:56 Pacific Daylight Time

Name: 180310M1\_57, Date: 11-Mar-2018, Time: 03:10:09, ID: 1800353-05 WI-AF-MW-204-0218 0.11807, Description: WI-AF-MW-204-0218

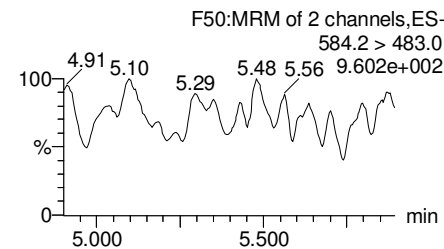
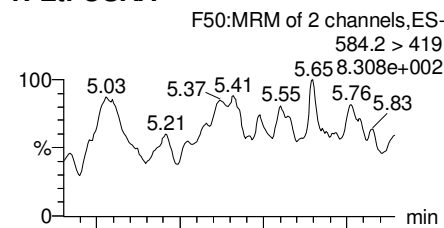
**PFUdA**



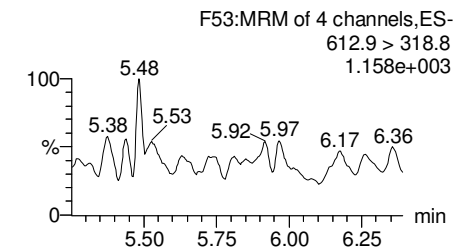
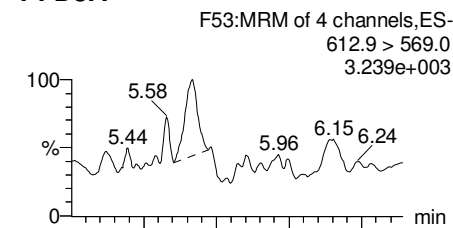
**N-MeFOSAA**



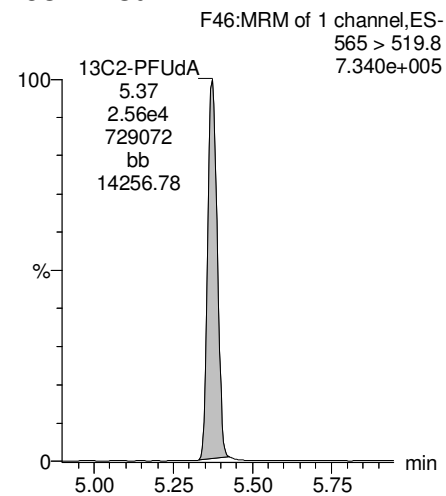
**N-EtFOSAA**



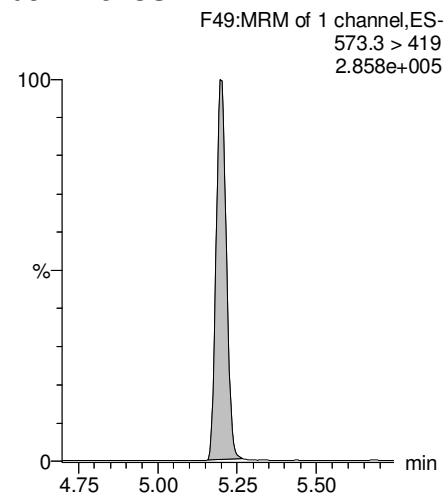
**PFDoA**



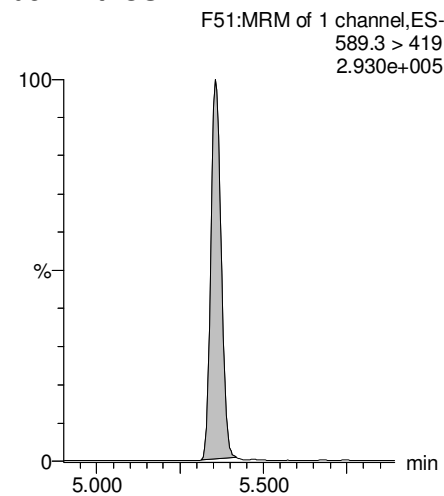
**13C2-PFUdA**



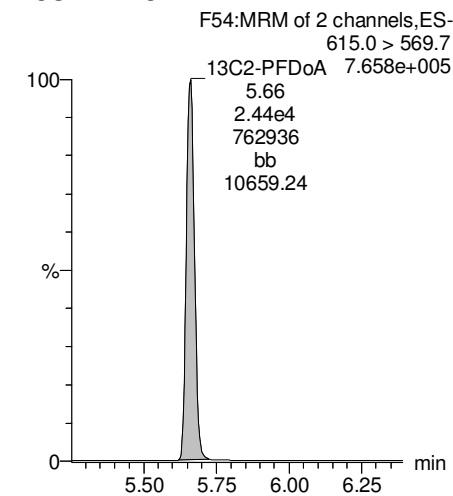
**d3-N-MeFOSAA**



**d5-N-EtFOSAA**



**13C2-PFDoA**



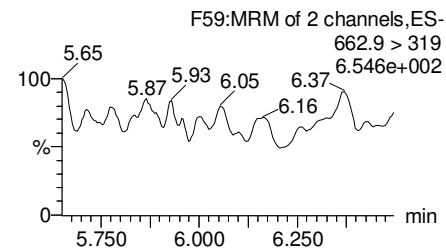
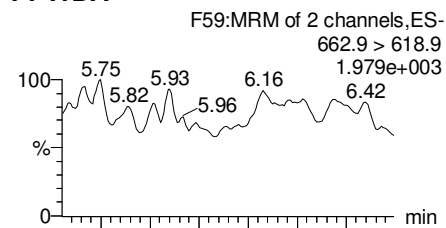
Dataset: Z:\Projects\PFAS.PRO\Results\180310M1\180310M1-57.qld

Last Altered: Wednesday, March 14, 2018 10:56:41 Pacific Daylight Time

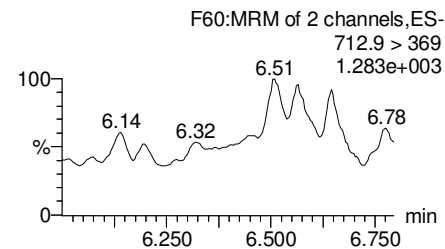
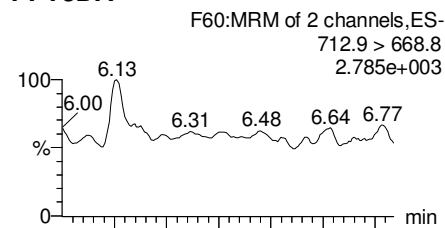
Printed: Wednesday, March 14, 2018 10:57:56 Pacific Daylight Time

Name: 180310M1\_57, Date: 11-Mar-2018, Time: 03:10:09, ID: 1800353-05 WI-AF-MW-204-0218 0.11807, Description: WI-AF-MW-204-0218

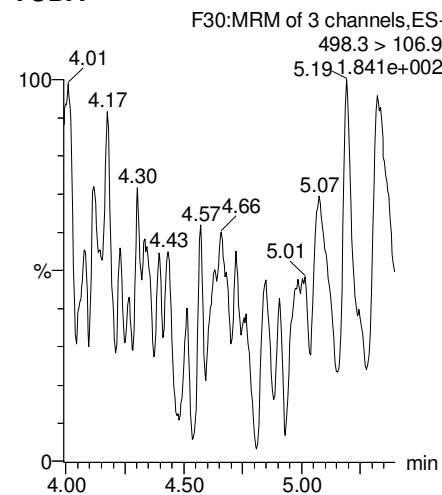
**PFTrDA**



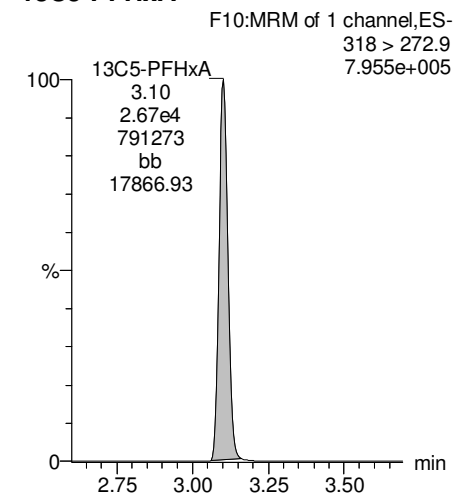
**PFTeDA**



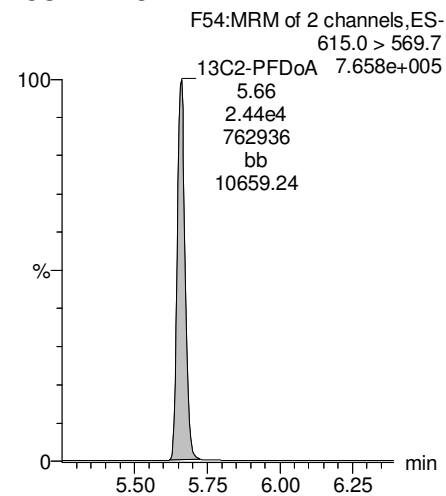
**TCDA**



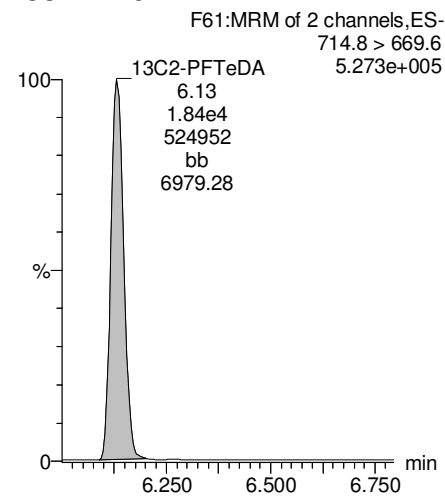
**13C5-PFHxA**



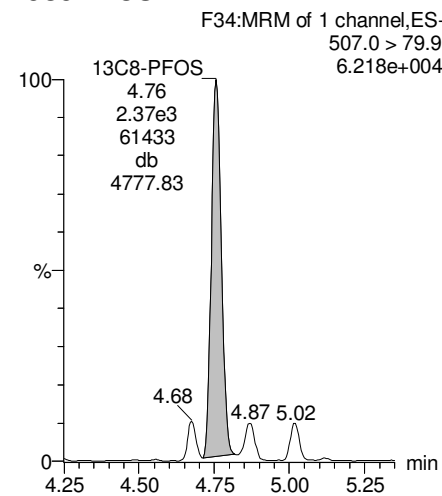
**13C2-PFDoA**



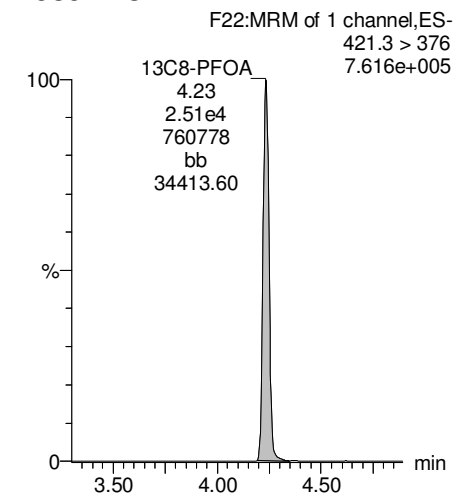
**13C2-PFTeDA**



**13C8-PFOS**



**13C8-PFOA**



Dataset: Z:\Projects\PFAS.PRO\Results\180310M1\180310M1-57.qld

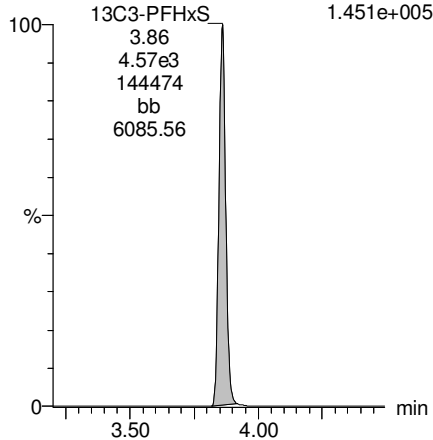
Last Altered: Wednesday, March 14, 2018 10:56:41 Pacific Daylight Time

Printed: Wednesday, March 14, 2018 10:57:56 Pacific Daylight Time

Name: 180310M1\_57, Date: 11-Mar-2018, Time: 03:10:09, ID: 1800353-05 WI-AF-MW-204-0218 0.11807, Description: WI-AF-MW-204-0218

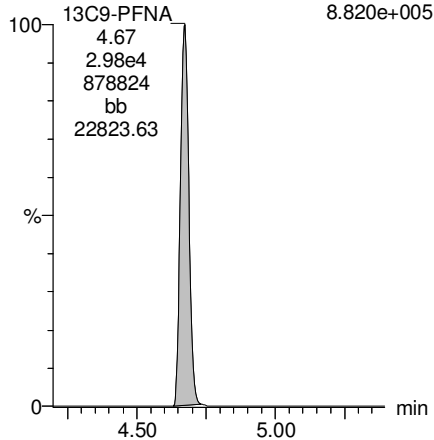
**13C3-PFHxS**

F18:MRM of 1 channel,ES-  
401.9 > 79.9  
1.451e+005



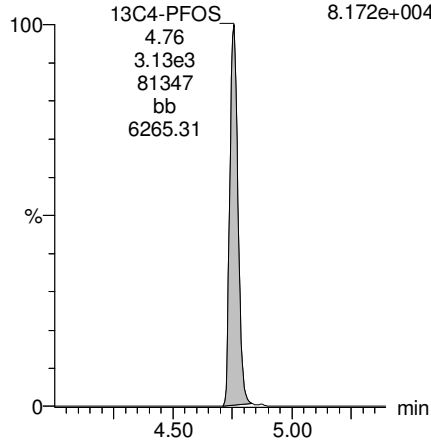
**13C9-PFNA**

F28:MRM of 1 channel,ES-  
472.2 > 426.9  
8.820e+005



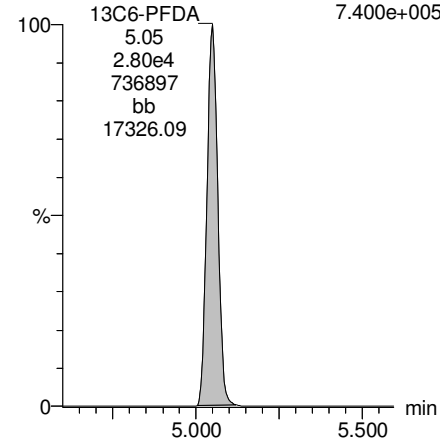
**13C4-PFOS**

F32:MRM of 1 channel,ES-  
503 > 79.9  
8.172e+004



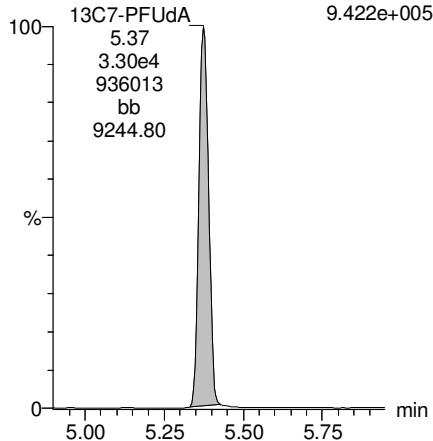
**13C6-PFDA**

F39:MRM of 1 channel,ES-  
519.1 > 473.7  
7.400e+005



**13C7-PFUdA**

F48:MRM of 1 channel,ES-  
570.1 > 524.8  
9.422e+005





Dataset: Z:\Projects\PFAS.PRO\Results\180308M1\180308M1-24.qld

Last Altered: Saturday, March 10, 2018 13:03:54 Pacific Standard Time

Printed: Saturday, March 10, 2018 13:06:22 Pacific Standard Time

Method: Z:\Projects\PFAS.PRO\MethDB\PFAS\_FULL\_80C\_030818.mdb 09 Mar 2018 14:08:23

Calibration: Z:\Projects\PFAS.PRO\CurveDB\C18\_VAL-PFAS\_Q4\_03-08-18-FULL.cdb 09 Mar 2018 17:24:24

Name: 180308M1\_24, Date: 08-Mar-2018, Time: 23:38:10, ID: 1800353-05@10X WI-AF-MW-204-0218 0.11807, Description: WI-AF-MW-204-0218

	# Name	Trace	Area	IS Area	Wt./Vol.	RRF	Pred.RT	RT	y Axis Resp.	Conc.	%Rec
1	8 L-PFHxS	398.9 > 79.6	1.76e4	2.53e2	0.1181		4.24	3.92	873	4580	
2	16 L-PFOS	499 > 79.9	1.28e5	6.64e2	0.1181		4.84	4.82	2410	20600	
3	39 18O2-PFHxS	403.0 > 102.6	2.53e2	6.79e2	0.1181	0.380	4.24	3.92	4.65	104	97.9
4	44 13C8-PFOS	507.0 > 79.9	6.64e2	6.68e2	0.1181	0.937	5.11	4.82	12.4	112	106.1
5	59 13C3-PFHxS	401.9 > 79.9	6.79e2	6.79e2	0.1181	1.000	4.24	3.92	12.5	106	100.0
6	62 13C4-PFOS	503 > 79.9	6.68e2	6.68e2	0.1181	1.000	5.11	4.82	12.5	106	100.0
7	65 Total PFHxS	398.9 > 79.6	1.76e4	2.53e2	0.1181		4.24		873	4580	
8	67 Total PFOS	499 > 79.9	1.28e5	6.64e2	0.1181		5.11		2410	20600	

Dataset: Z:\Projects\PFAS.PRO\Results\180308M1\180308M1-24.qld

Last Altered: Saturday, March 10, 2018 13:03:54 Pacific Standard Time

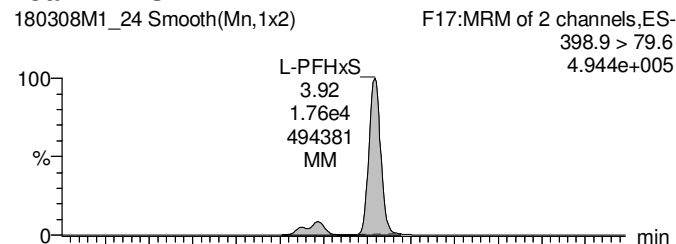
Printed: Saturday, March 10, 2018 13:06:22 Pacific Standard Time

Method: Z:\Projects\PFAS.PRO\MethDB\PFAS\_FULL\_80C\_030818.mdb 09 Mar 2018 14:08:23

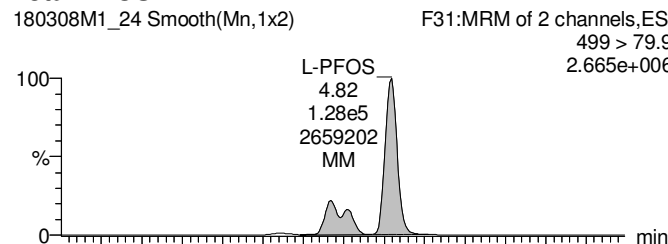
Calibration: Z:\Projects\PFAS.PRO\CurveDB\C18\_VAL-PFAS\_Q4\_03-08-18-FULL.cdb 09 Mar 2018 17:24:24

Name: 180308M1\_24, Date: 08-Mar-2018, Time: 23:38:10, ID: 1800353-05@10X WI-AF-MW-204-0218 0.11807, Description: WI-AF-MW-204-0218

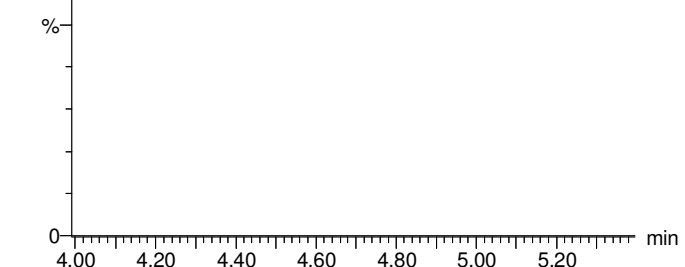
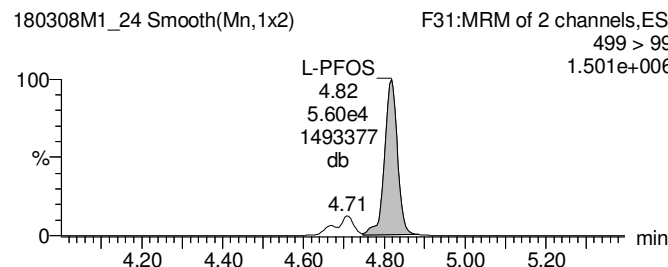
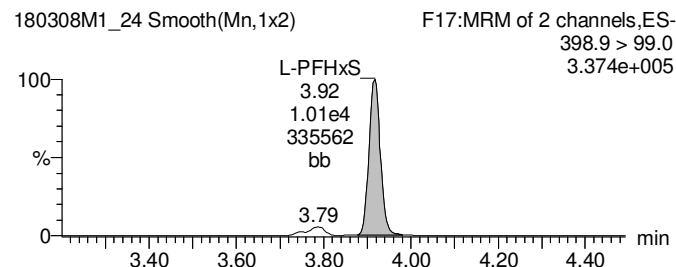
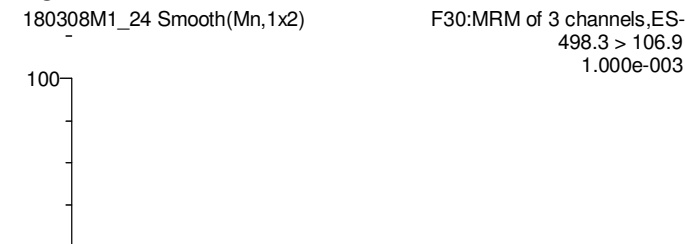
**Total PFHxS**



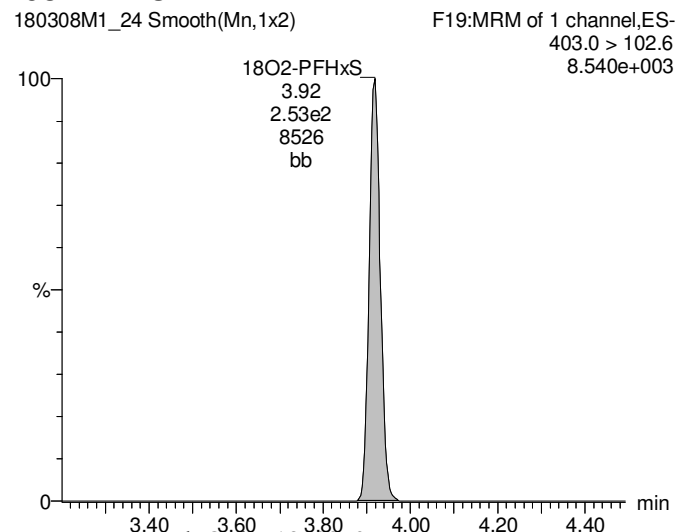
**Total PFOS**



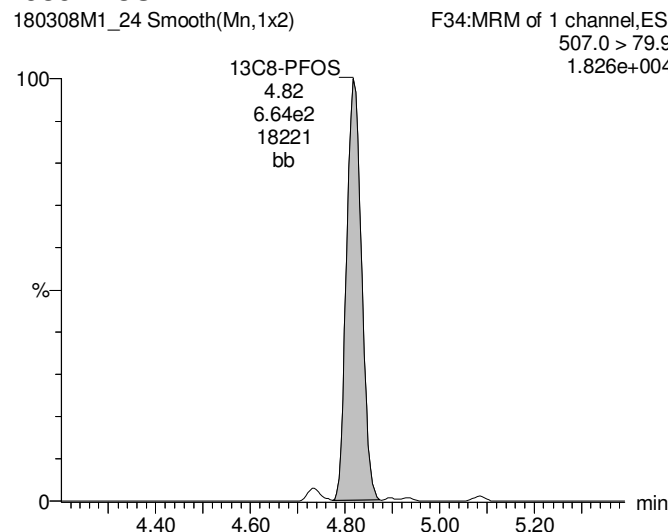
**TCDA**



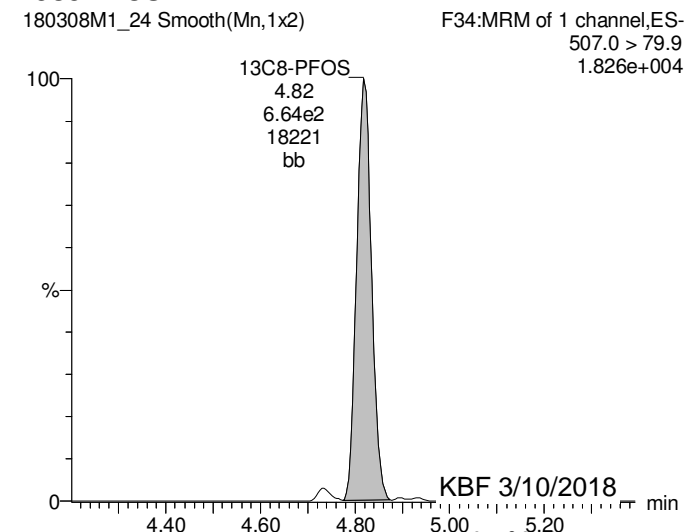
**18O2-PFHxS**



**13C8-PFOS**



**13C8-PFOS**



Dataset: Z:\Projects\PFAS.PRO\Results\180308M1\180308M1-24.qld

Last Altered: Saturday, March 10, 2018 13:03:54 Pacific Standard Time

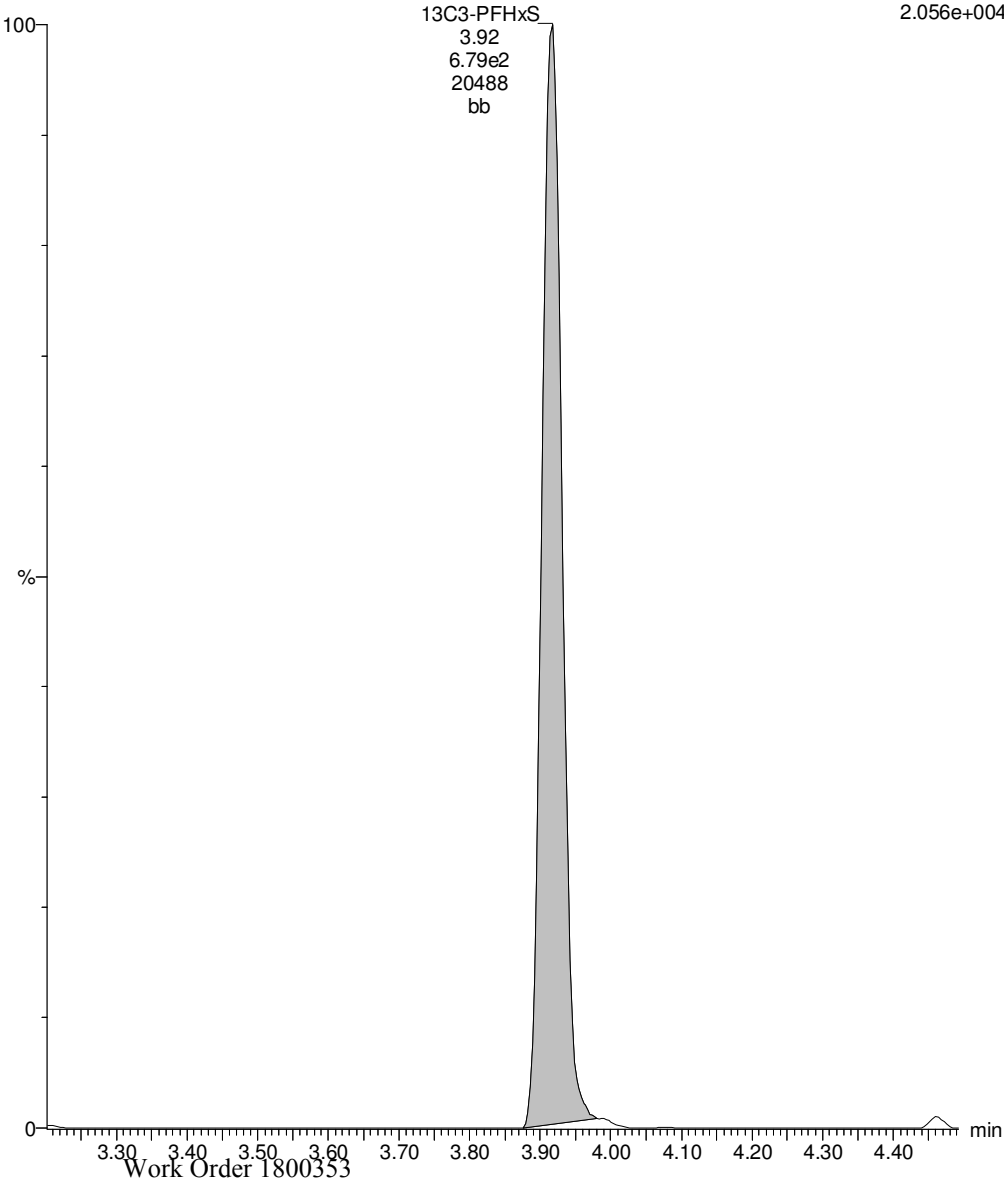
Printed: Saturday, March 10, 2018 13:06:22 Pacific Standard Time

Name: 180308M1\_24, Date: 08-Mar-2018, Time: 23:38:10, ID: 1800353-05@10X WI-AF-MW-204-0218 0.11807, Description: WI-AF-MW-204-0218

### 13C3-PFHxS

180308M1\_24 Smooth(Mn,1x2)  
WI-AF-MW-204-0218 1800353-05@10X WI-AF-MW-204-0218 0.11807

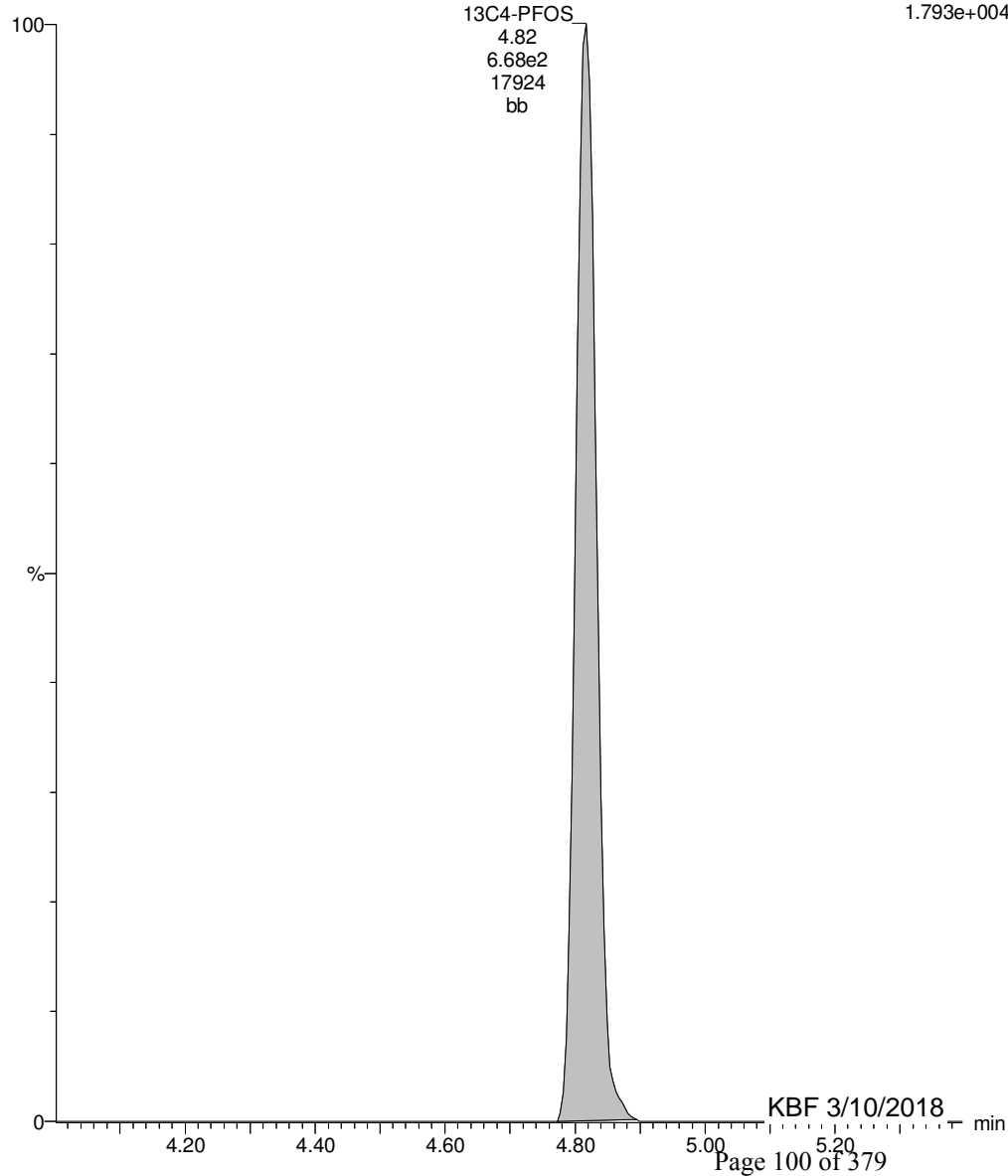
F18:MRM of 1 channel,ES-  
401.9 > 79.9  
2.056e+004



### 13C4-PFOS

180308M1\_24 Smooth(Mn,1x2)  
WI-AF-MW-204-0218 1800353-05@10X WI-AF-MW-204-0218 0.11807

F32:MRM of 1 channel,ES-  
503 > 79.9  
1.793e+004



Dataset: Z:\Projects\PFAS.PRO\Results\180310M1\180310M1-61.qld

Last Altered: Wednesday, March 14, 2018 11:24:05 Pacific Daylight Time

Printed: Wednesday, March 14, 2018 11:25:02 Pacific Daylight Time

\*See dilution

Method: Z:\Projects\PFAS.PRO\MethDB\PFAS\_FULL\_80C\_030818.mdb 12 Mar 2018 15:51:17

Calibration: Z:\Projects\PFAS.PRO\CurveDB\C18\_VAL-PFAS\_Q4\_03-08-18-FULL.cdb 09 Mar 2018 18:24:24

Name: 180310M1\_61, Date: 11-Mar-2018, Time: 03:56:06, ID: 1800353-06 WI-AF-MW-114-0218 0.11872, Description: WI-AF-MW-114-0218

	# Name	Trace	Area	IS Area	Wt./Vol.	RRF	Pred.RT	RT	y Axis Resp.	Conc.	%Rec
1	3 PFBS	299.0 > 79.7	3.30e3	2.93e3	0.119		2.98	2.61	14.1	68.5722	
2	5 PFHxA	313.2 > 268.9	1.22e5	7.86e3	0.119		3.48	3.10	77.7	543.6179	
3	7 PFHpA	363.0 > 318.9	7.65e4	1.99e4	0.119		4.10	3.71	48.0	368.2635	
4	8 L-PFHxS	398.9 > 79.6	6.74e4	1.93e3	0.119		4.24	3.86	436	2276.2573	
5	11 L-PFOA	413 > 368.7	1.16e5	2.69e4	0.119		4.30	4.23	54.0	515.7197	
6	14 PFNA	463.0 > 418.8	2.12e4	2.64e4	0.119		5.04	4.67	10.0	83.9515	
7	16 L-PFOS	499 > 79.9	7.70e5	2.67e3	0.119		4.84	4.75	3610	30709.9704 E*	
8	18 PFDA	513 > 468.8	5.76e3	2.59e4	0.119		5.40	5.04	2.78	22.2816	
9	21 N-MeFOSAA	570.1 > 419		9.08e3	0.119		5.55				
10	22 N-EtFOSAA	584.2 > 419		1.17e4	0.119		5.70				
11	23 PFUdA	563.0 > 518.9		2.37e4	0.119		5.72				

Dataset: Z:\Projects\PFAS.PRO\Results\180310M1\180310M1-61.qld

Last Altered: Wednesday, March 14, 2018 11:24:05 Pacific Daylight Time

Printed: Wednesday, March 14, 2018 11:25:11 Pacific Daylight Time

Method: Z:\Projects\PFAS.PRO\MethDB\PFAS\_FULL\_80C\_030818.mdb 12 Mar 2018 15:51:17

Calibration: Z:\Projects\PFAS.PRO\CurveDB\C18\_VAL-PFAS\_Q4\_03-08-18-FULL.cdb 09 Mar 2018 18:24:24

Name: 180310M1\_61, Date: 11-Mar-2018, Time: 03:56:06, ID: 1800353-06 WI-AF-MW-114-0218 0.11872, Description: WI-AF-MW-114-0218

#	Name	Trace	Area	IS Area	Wt./Vol.	RRF	Pred.RT	RT	y Axis Resp.	Conc.	%Rec	
1	25	PFDa	612.9 > 569.0	2.66e4	0.119		5.99					
2	27	PFTDA	662.9 > 618.9	2.66e4	0.119		6.22					
3	28	PFTeDA	712.9 > 668.8	2.04e4	0.119		6.41					
4	36	13C3-PFBS	302. > 98.8	2.93e3	3.18e4	0.119	0.096	2.98	2.61	1.15	100.8126	95.7
5	37	13C2-PFHxA	315 > 269.8	7.86e3	3.18e4	0.119	0.692	3.48	3.10	3.09	37.5561	89.2
6	38	13C4-PFHpA	367.2 > 321.8	1.99e4	3.18e4	0.119	0.659	4.10	3.71	7.82	99.9325	94.9
7	39	18O2-PFHxS	403.0 > 102.6	1.93e3	5.61e3	0.119	0.380	4.24	3.86	4.31	95.4656	90.7
8	40	13C2-6:2 FTS	429.1 > 408.9	8.78e3	3.03e4	0.119	0.245	4.56	4.17	3.62	124.7713	118.5
9	41	13C2-PFOA	414.9 > 369.7	2.69e4	3.03e4	0.119	1.032	4.61	4.23	11.1	90.4969	86.0
10	42	13C5-PFNA	468.2 > 422.9	2.64e4	3.38e4	0.119	0.936	5.04	4.67	9.76	87.8429	83.4
11	43	13C8-PFOA	506.1 > 77.7	2.55e3	3.92e4	0.119	0.188	5.09	4.73	0.812	36.3521	34.5
12	44	13C8-PFOS	507.0 > 79.9	2.67e3	3.12e3	0.119	0.937	5.11	4.75	10.7	96.2026	91.4
13	45	13C2-PFDA	515.1 > 469.9	2.59e4	3.34e4	0.119	1.020	5.40	5.04	9.68	79.9744	76.0
14	46	13C2-8:2 FTS	529.1 > 508.7	1.22e4	3.18e4	0.119	0.135	5.38	5.01	4.80	299.7102	284.7
15	47	d3-N-MeFOSAA	573.3 > 419	9.08e3	3.92e4	0.119	0.405	5.55	5.19	2.89	60.1452	57.1
16	48	d5-N-EtFOSAA	589.3 > 419	1.17e4	3.92e4	0.119	0.447	5.70	5.35	3.72	70.0634	66.5
17	49	13C2-PFUdA	565 > 519.8	2.37e4	3.92e4	0.119	0.956	5.72	5.37	7.55	66.5608	63.2
18	50	13C2-PFDoA	615.0 > 569.7	2.66e4	3.92e4	0.119	0.795	5.99	5.65	8.47	89.8082	85.3
19	51	d3-N-MeFOSA	515.2 > 168.9		3.92e4	0.119	0.095	5.93				
20	52	13C2-PFTeDA	714.8 > 669.6	2.04e4	3.92e4	0.119	0.475	6.41	6.13	6.50	115.2344	109.4
21	53	d5-N-ETFOSA	531.1 > 168.9		3.92e4	0.119	0.124	6.25				
22	54	13C2-PFHxDA	815 > 769.7	1.23e4	3.92e4	0.119	1.168	6.69	6.48	3.92	28.2840	67.2
23	55	d7-N-MeFOSE	623.1 > 58.9		3.92e4	0.119	0.098	6.31				
24	56	d9-N-EtFOSE	639.2 > 58.8		3.92e4	0.119	0.094	6.45				
25	57	13C4-PFBA	217. > 171.8	2.03e4	2.03e4	0.119	1.000	1.73	1.37	12.5	105.2898	100.0
26	58	13C5-PFHxA	318 > 272.9	3.18e4	3.18e4	0.119	1.000	3.48	3.10	12.5	105.2898	100.0
27	59	13C3-PFHxS	401.9 > 79.9	5.61e3	5.61e3	0.119	1.000	4.24	3.86	12.5	105.2898	100.0
28	60	13C8-PFOA	421.3 > 376	3.03e4	3.03e4	0.119	1.000	4.61	4.23	12.5	105.2898	100.0
29	61	13C9-PFNA	472.2 > 426.9	3.38e4	3.38e4	0.119	1.000	4.70	4.67	12.5	105.2898	100.0
30	62	13C4-PFOS	503 > 79.9	3.12e3	3.12e3	0.119	1.000	5.11	4.75	12.5	105.2898	100.0
31	63	13C6-PFDA	519.1 > 473.7	3.34e4	3.34e4	0.119	1.000	5.40	5.05	12.5	105.2898	100.0
32	64	13C7-PFUdA	570.1 > 524.8	3.92e4	3.92e4	0.119	1.000	5.72	5.37	12.5	105.2898	100.0

Dataset: Z:\Projects\PFAS.PRO\Results\180310M1\180310M1-61.qld

Last Altered: Wednesday, March 14, 2018 11:24:05 Pacific Daylight Time

Printed: Wednesday, March 14, 2018 11:25:11 Pacific Daylight Time

Name: 180310M1\_61, Date: 11-Mar-2018, Time: 03:56:06, ID: 1800353-06 WI-AF-MW-114-0218 0.11872, Description: WI-AF-MW-114-0218

	# Name	Trace	Area	IS Area	Wt./Vol.	RRF	Pred.RT	RT	y Axis Resp.	Conc.	%Rec
33	65 Total PFHxS	398.9 > 79.6	6.74e4	1.93e3	0.119		4.24		436	2276.2573	
34	66 Total PFOA	413 > 368.7	1.24e5	2.69e4	0.119		4.25		57.5	548.5161	
35	67 Total PFOS	499 > 79.9	7.70e5	2.67e3	0.119		5.11		3610	30709.9704	
36	68 Total N-MeFOSAA	570.1 > 419	0.00e0	9.08e3	0.119		5.55		0.000		
37	69 Total N-EtFOSAA	584.2 > 419	0.00e0	1.17e4	0.119		5.70		0.000		

Dataset: Z:\Projects\PFAS.PRO\Results\180310M1\180310M1-61.qld

Last Altered: Wednesday, March 14, 2018 11:24:05 Pacific Daylight Time

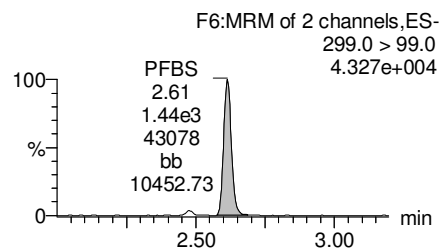
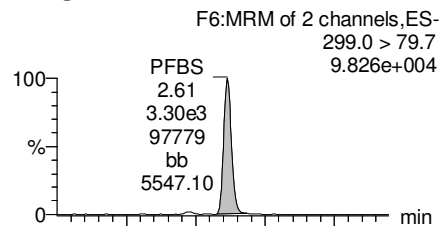
Printed: Wednesday, March 14, 2018 11:25:11 Pacific Daylight Time

Method: Z:\Projects\PFAS.PRO\MethDB\PFAS\_FULL\_80C\_030818.mdb 12 Mar 2018 15:51:17

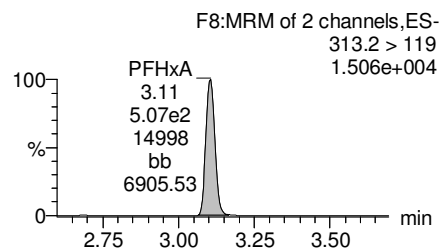
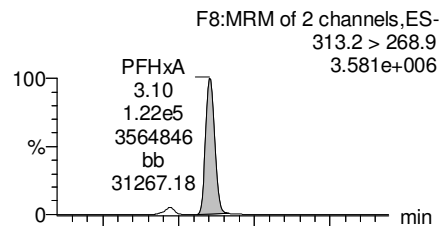
Calibration: Z:\Projects\PFAS.PRO\CurveDB\C18\_VAL-PFAS\_Q4\_03-08-18-FULL.cdb 09 Mar 2018 18:24:24

Name: 180310M1\_61, Date: 11-Mar-2018, Time: 03:56:06, ID: 1800353-06 WI-AF-MW-114-0218 0.11872, Description: WI-AF-MW-114-0218

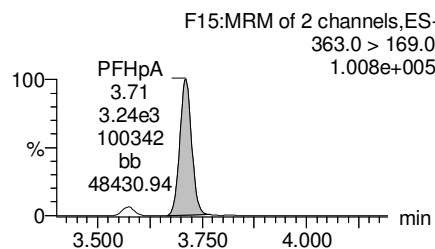
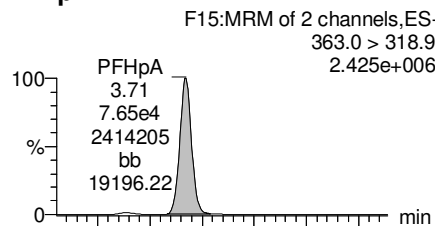
**PFBS**



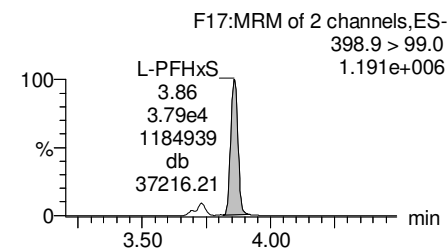
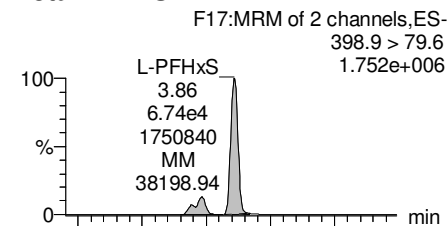
**PFHxA**



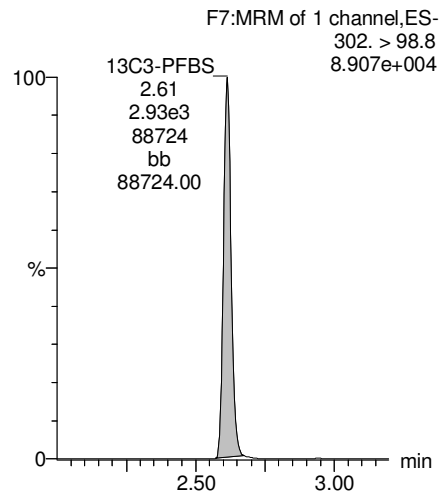
**PFHpA**



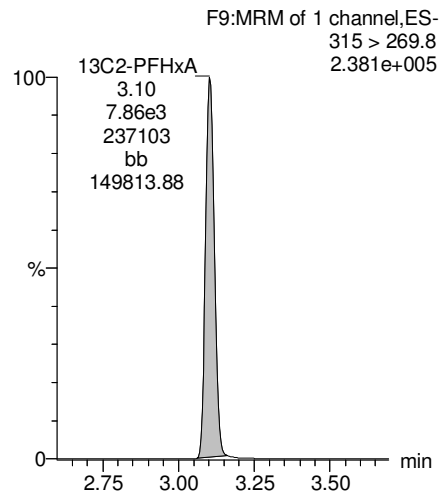
**Total PFHxS**



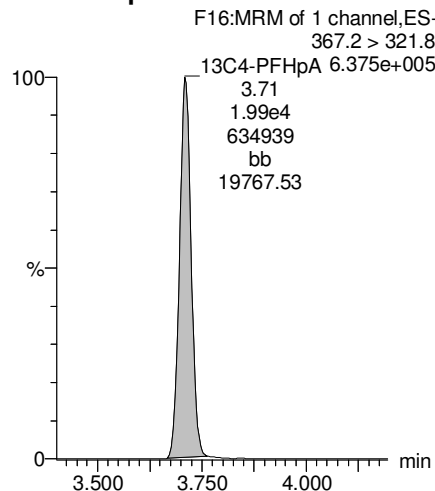
**13C3-PFBS**



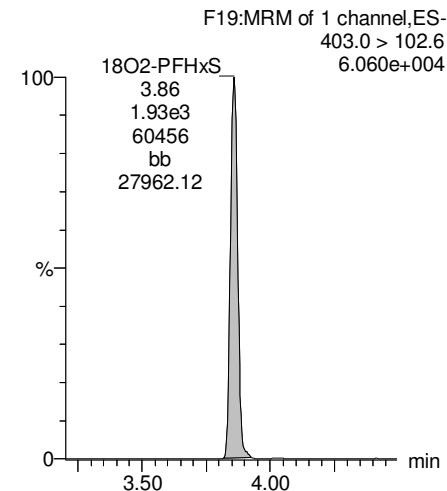
**13C2-PFHxA**



**13C4-PFHpA**



**18O2-PFHxS**



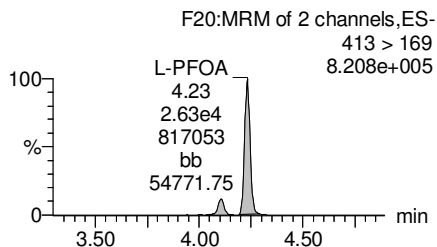
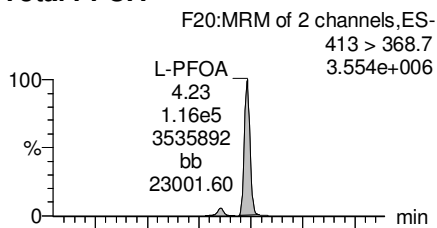
Dataset: Z:\Projects\PFAS.PRO\Results\180310M1\180310M1-61.qld

Last Altered: Wednesday, March 14, 2018 11:24:05 Pacific Daylight Time

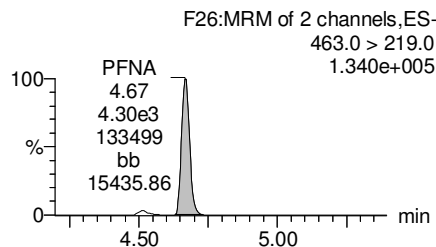
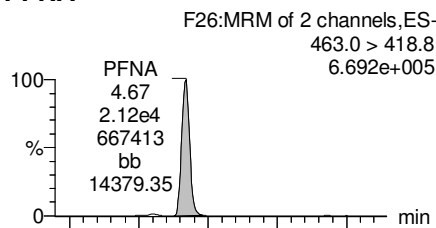
Printed: Wednesday, March 14, 2018 11:25:11 Pacific Daylight Time

Name: 180310M1\_61, Date: 11-Mar-2018, Time: 03:56:06, ID: 1800353-06 WI-AF-MW-114-0218 0.11872, Description: WI-AF-MW-114-0218

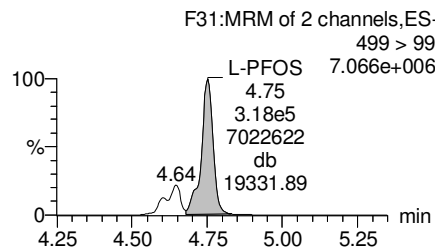
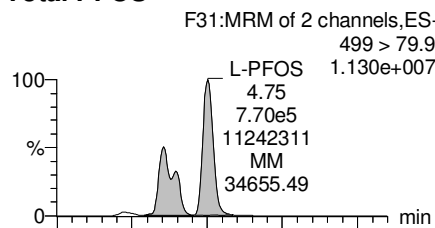
**Total PFOA**



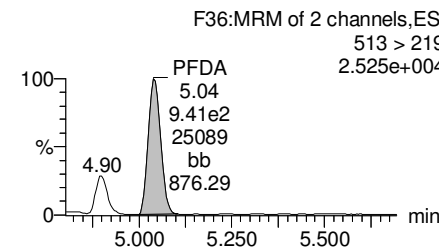
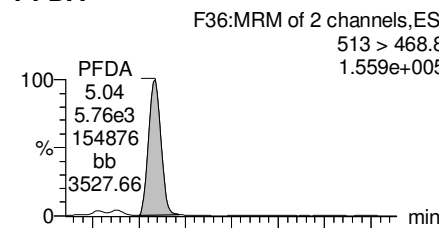
**PFNA**



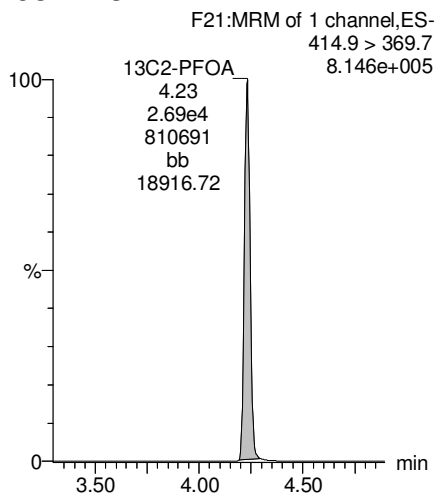
**Total PFOS**



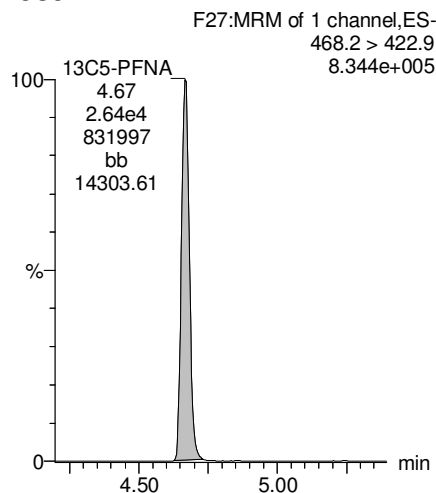
**PFDA**



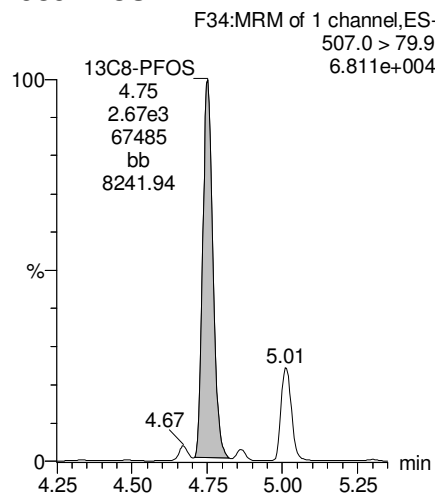
**13C2-PFOA**



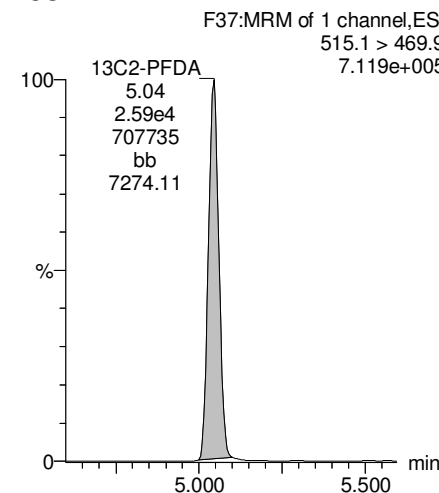
**13C5-PFNA**



**13C8-PFOS**



**13C2-PFDA**





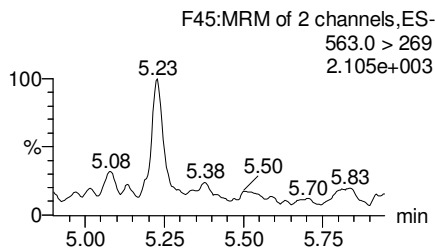
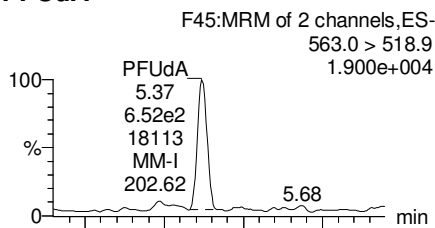
Dataset: Z:\Projects\PFAS.PRO\Results\180310M1\180310M1-61.qld

Last Altered: Wednesday, March 14, 2018 11:24:05 Pacific Daylight Time

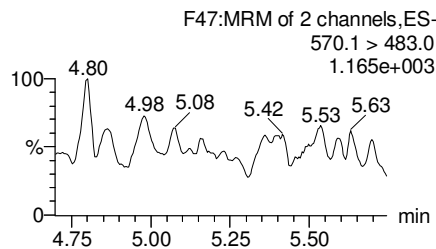
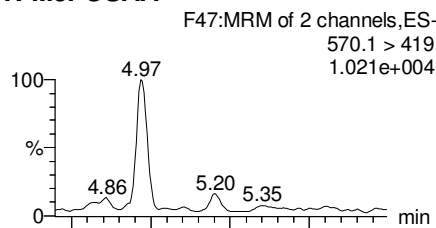
Printed: Wednesday, March 14, 2018 11:25:11 Pacific Daylight Time

Name: 180310M1\_61, Date: 11-Mar-2018, Time: 03:56:06, ID: 1800353-06 WI-AF-MW-114-0218 0.11872, Description: WI-AF-MW-114-0218

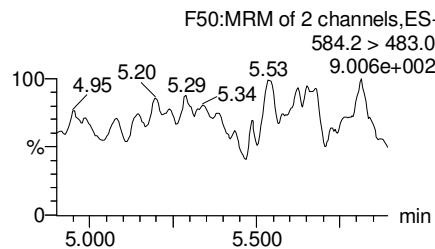
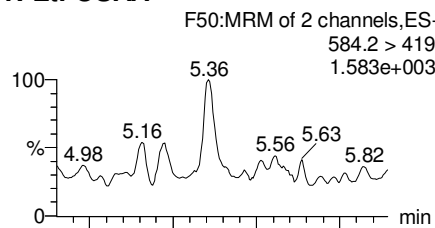
**PFUdA**



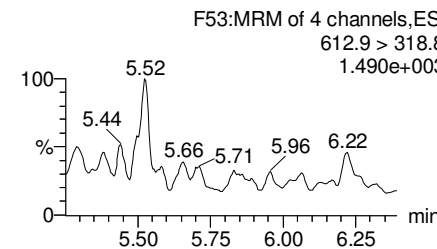
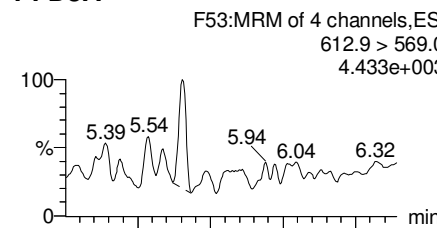
**N-MeFOSAA**



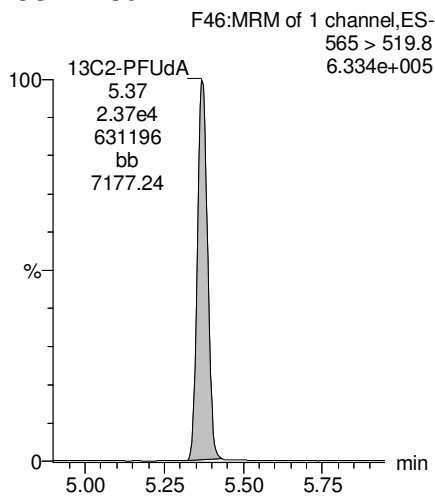
**N-EtFOSAA**



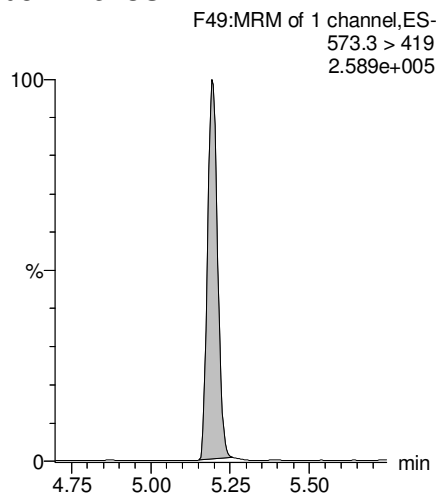
**PFDaA**



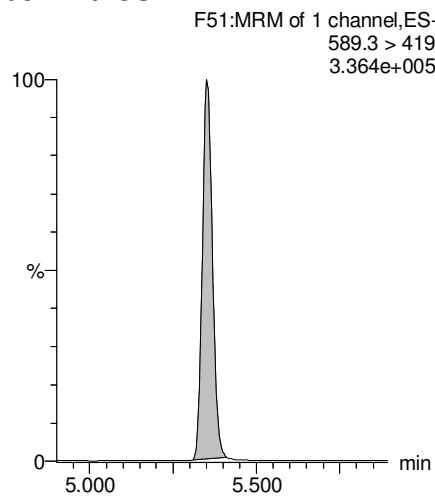
**13C2-PFUdA**



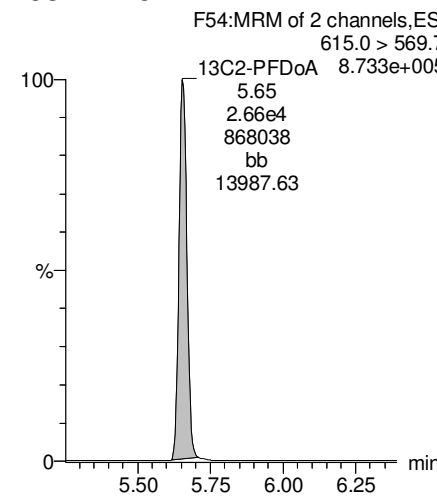
**d3-N-MeFOSAA**



**d5-N-EtFOSAA**



**13C2-PFDaA**



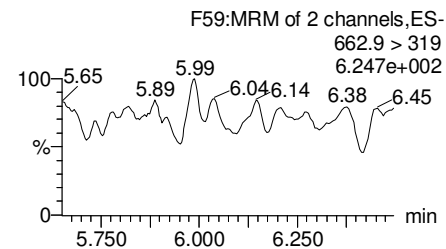
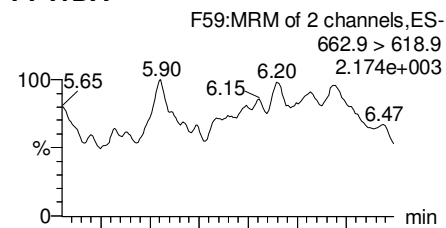
Dataset: Z:\Projects\PFAS.PRO\Results\180310M1\180310M1-61.qld

Last Altered: Wednesday, March 14, 2018 11:24:05 Pacific Daylight Time

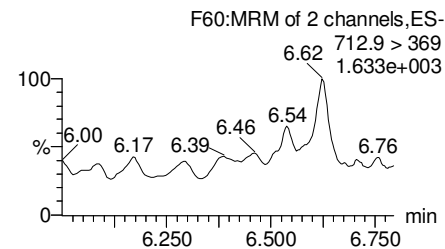
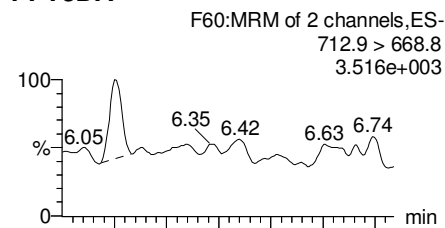
Printed: Wednesday, March 14, 2018 11:25:11 Pacific Daylight Time

Name: 180310M1\_61, Date: 11-Mar-2018, Time: 03:56:06, ID: 1800353-06 WI-AF-MW-114-0218 0.11872, Description: WI-AF-MW-114-0218

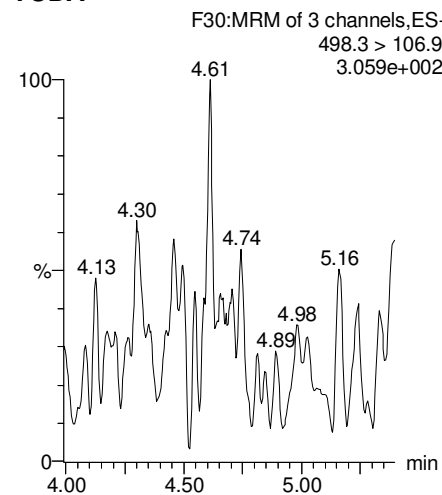
**PFTrDA**



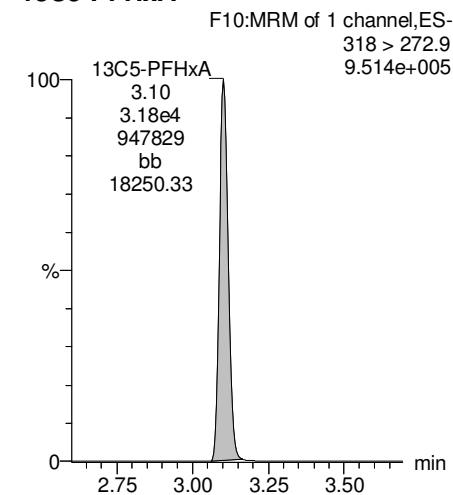
**PFTeDA**



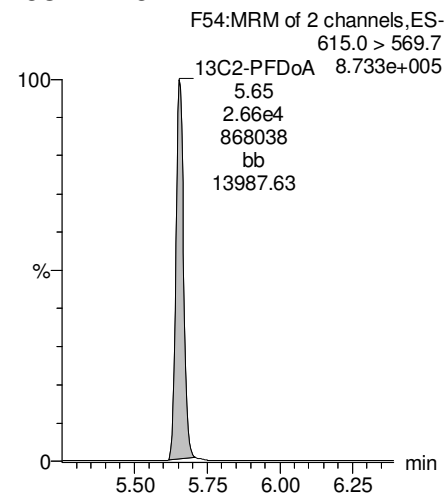
**TCDA**



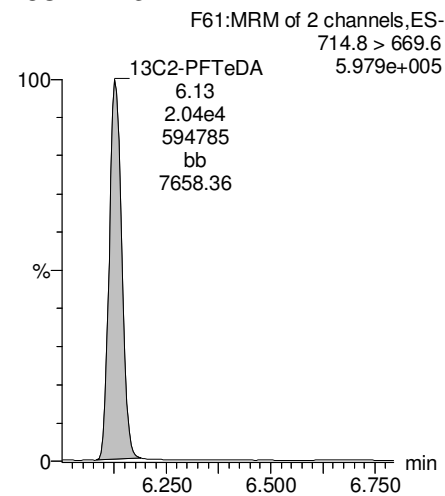
**13C5-PFHxA**



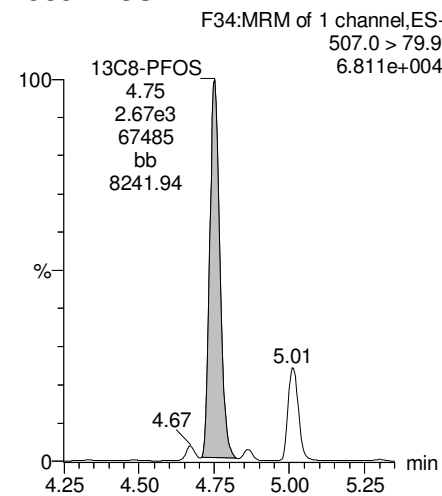
**13C2-PFDoA**



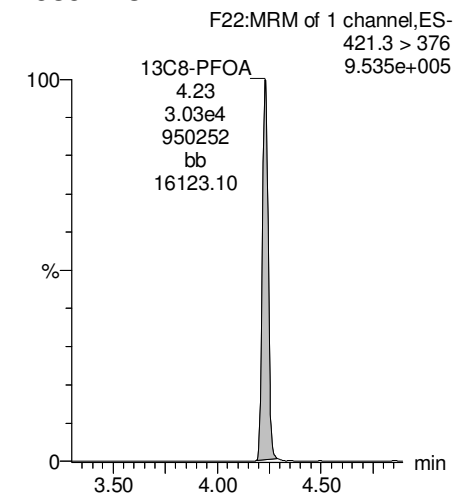
**13C2-PFTeDA**



**13C8-PFOS**



**13C8-PFOA**



Dataset: Z:\Projects\PFAS.PRO\Results\180310M1\180310M1-61.qld

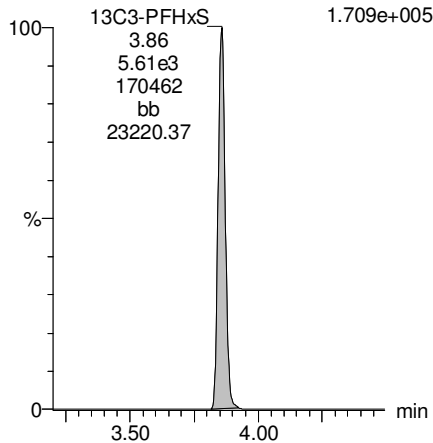
Last Altered: Wednesday, March 14, 2018 11:24:05 Pacific Daylight Time

Printed: Wednesday, March 14, 2018 11:25:11 Pacific Daylight Time

Name: 180310M1\_61, Date: 11-Mar-2018, Time: 03:56:06, ID: 1800353-06 WI-AF-MW-114-0218 0.11872, Description: WI-AF-MW-114-0218

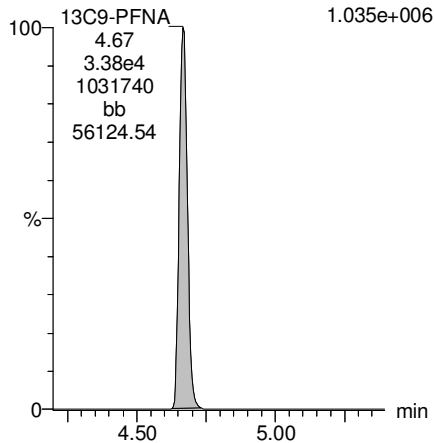
**13C3-PFHxS**

F18:MRM of 1 channel,ES-  
401.9 > 79.9  
1.709e+005



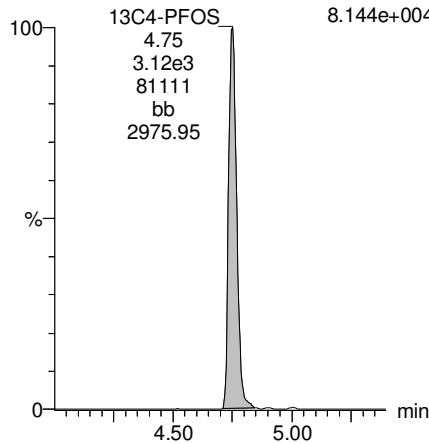
**13C9-PFNA**

F28:MRM of 1 channel,ES-  
472.2 > 426.9  
1.035e+006



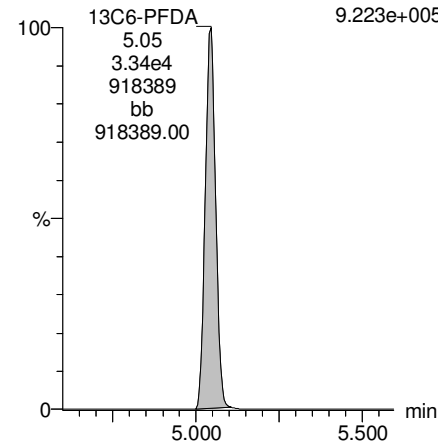
**13C4-PFOS**

F32:MRM of 1 channel,ES-  
503 > 79.9  
8.144e+004



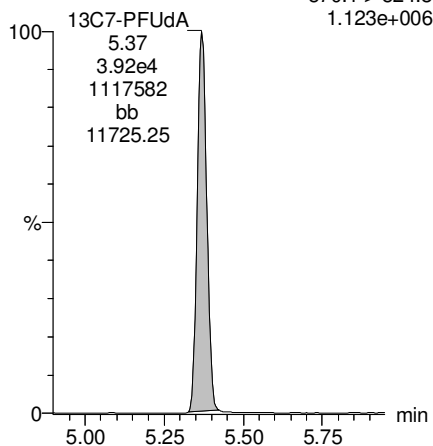
**13C6-PFDA**

F39:MRM of 1 channel,ES-  
519.1 > 473.7  
9.223e+005



**13C7-PFUdA**

F48:MRM of 1 channel,ES-  
570.1 > 524.8  
1.123e+006



Dataset: Z:\Projects\PFAS.PRO\Results\180308M1\180308M1-25.qld

Last Altered: Saturday, March 10, 2018 13:01:52 Pacific Standard Time

Printed: Saturday, March 10, 2018 13:02:30 Pacific Standard Time

Method: Z:\Projects\PFAS.PRO\MethDB\PFAS\_FULL\_80C\_030818.mdb 09 Mar 2018 14:08:23

Calibration: Z:\Projects\PFAS.PRO\CurveDB\C18\_VAL-PFAS\_Q4\_03-08-18-FULL.cdb 09 Mar 2018 17:24:24

Name: 180308M1\_25, Date: 08-Mar-2018, Time: 23:49:38, ID: 1800353-06@10X WI-AF-MW-114-0218 0.11872, Description: WI-AF-MW-114-0218

	# Name	Trace	Area	IS Area	Wt./Vol.	RRF	Pred.RT	RT	y Axis Resp.	Conc.	%Rec
1	16 L-PFOS	499 > 79.9	1.53e5	5.59e2	0.1187		4.84	4.82	3430	29200	
2	44 13C8-PFOS	507.0 > 79.9	5.59e2	7.17e2	0.1187	0.937	5.11	4.82	9.75	87.7	83.3
3	62 13C4-PFOS	503 > 79.9	7.17e2	7.17e2	0.1187	1.000	5.11	4.82	12.5	105	100.0
4	67 Total PFOS	499 > 79.9	1.53e5	5.59e2	0.1187		5.11		3430	29200	

Dataset: Z:\Projects\PFAS.PRO\Results\180308M1\180308M1-25.qld

Last Altered: Saturday, March 10, 2018 13:01:52 Pacific Standard Time

Printed: Saturday, March 10, 2018 13:02:30 Pacific Standard Time

Method: Z:\Projects\PFAS.PRO\MethDB\PFAS\_FULL\_80C\_030818.mdb 09 Mar 2018 14:08:23

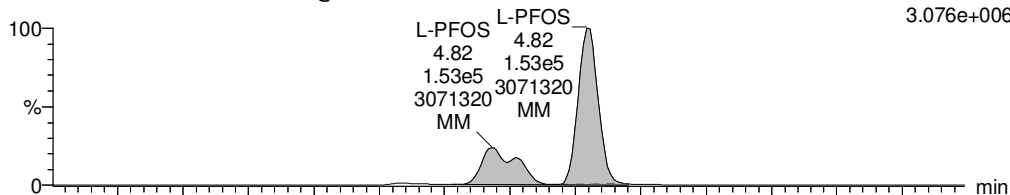
Calibration: Z:\Projects\PFAS.PRO\CurveDB\C18\_VAL-PFAS\_Q4\_03-08-18-FULL.cdb 09 Mar 2018 17:24:24

Name: 180308M1\_25, Date: 08-Mar-2018, Time: 23:49:38, ID: 1800353-06@10X WI-AF-MW-114-0218 0.11872, Description: WI-AF-MW-114-0218

### Total PFOS

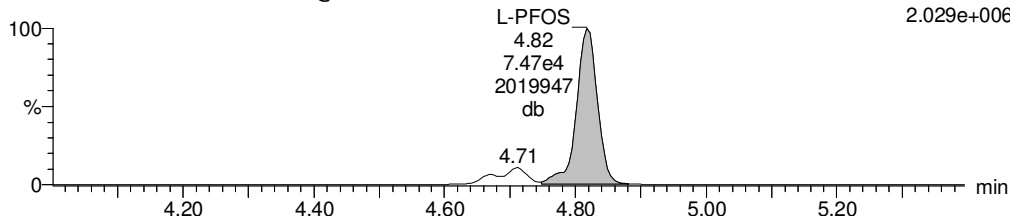
180308M1\_25 Smooth(Mn,1x2)  
WI-AF-MW-114-0218 1800353-06@10X WI-AF-MW-114-0218 0.11872

F31:MRM of 2 channels,ES-  
499 > 79.9  
3.076e+006



180308M1\_25 Smooth(Mn,1x2)  
WI-AF-MW-114-0218 1800353-06@10X WI-AF-MW-114-0218 0.11872

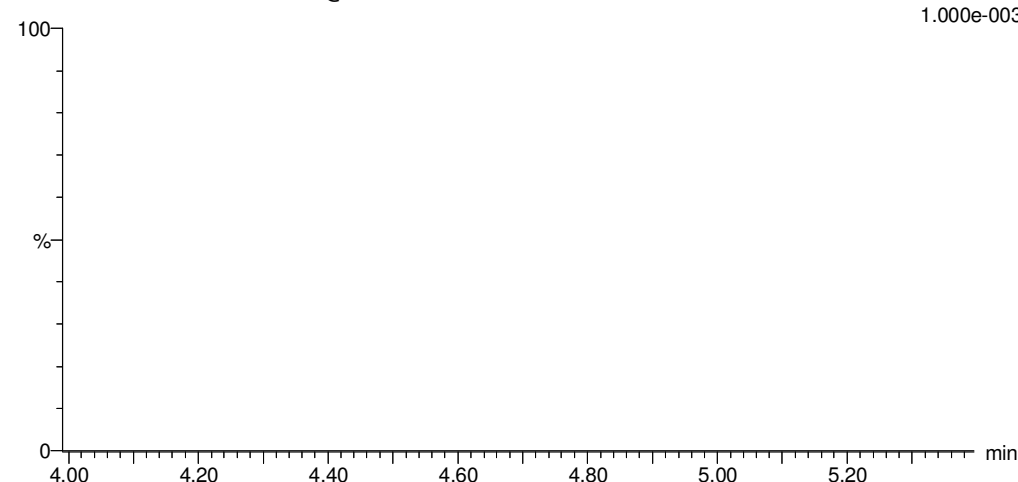
F31:MRM of 2 channels,ES-  
499 > 99  
2.029e+006



### TCDA

180308M1\_25 Smooth(Mn,1x2)  
WI-AF-MW-114-0218 1800353-06@10X WI-AF-MW-114-0218 0.11872

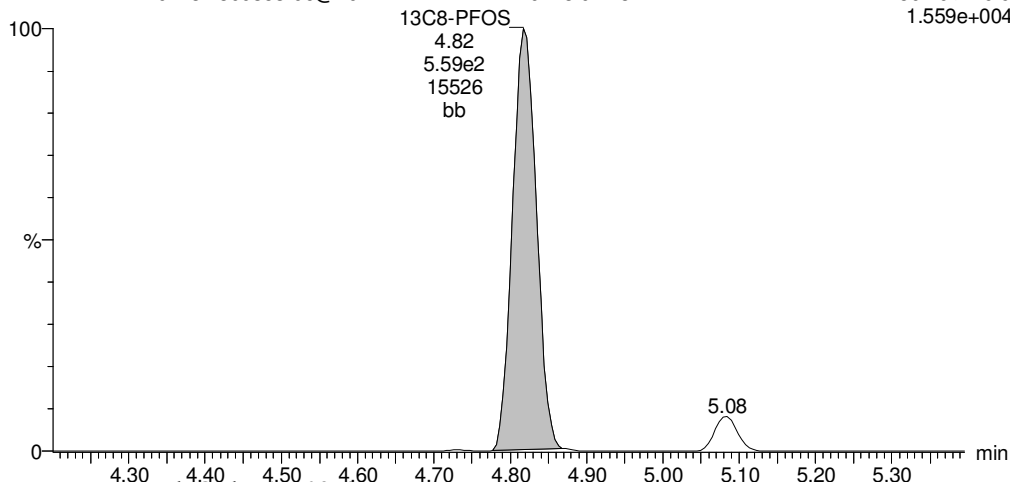
F30:MRM of 3 channels,ES-  
498.3 > 106.9  
1.000e-003



### 13C8-PFOS

180308M1\_25 Smooth(Mn,1x2)  
WI-AF-MW-114-0218 1800353-06@10X WI-AF-MW-114-0218 0.11872

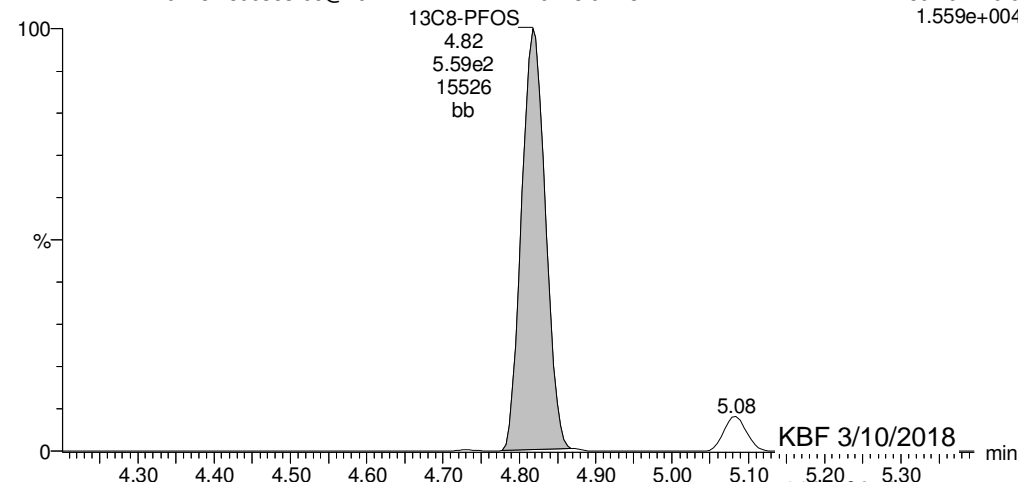
F34:MRM of 1 channel,ES-  
507.0 > 79.9  
1.559e+004



### 13C8-PFOS

180308M1\_25 Smooth(Mn,1x2)  
WI-AF-MW-114-0218 1800353-06@10X WI-AF-MW-114-0218 0.11872

F34:MRM of 1 channel,ES-  
507.0 > 79.9  
1.559e+004



KBF 3/10/2018

Dataset: Z:\Projects\PFAS.PRO\Results\180308M1\180308M1-25.qld

Last Altered: Saturday, March 10, 2018 13:01:52 Pacific Standard Time

Printed: Saturday, March 10, 2018 13:02:30 Pacific Standard Time

Name: 180308M1\_25, Date: 08-Mar-2018, Time: 23:49:38, ID: 1800353-06@10X WI-AF-MW-114-0218 0.11872, Description: WI-AF-MW-114-0218

**13C4-PFOS**

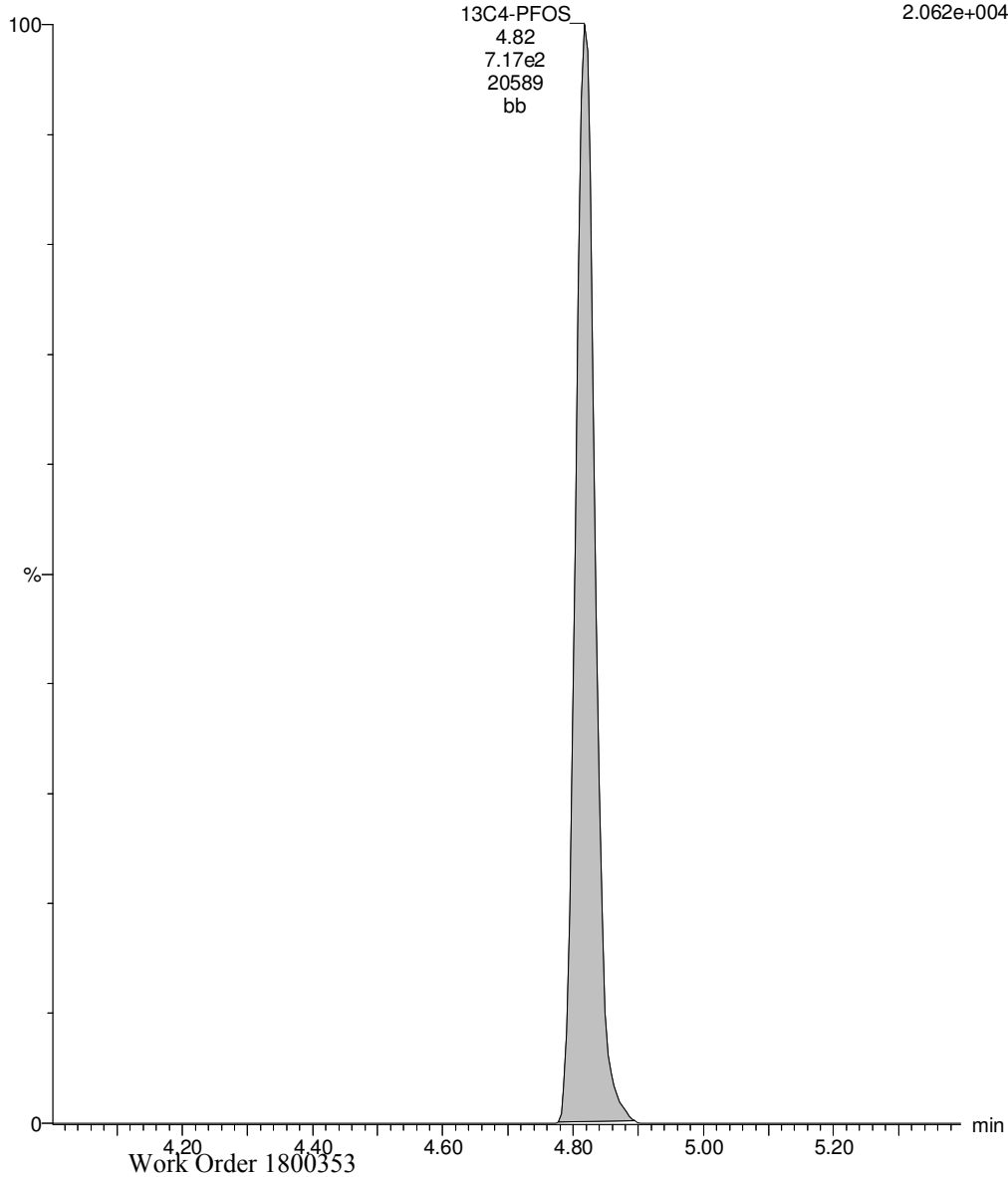
180308M1\_25 Smooth(Mn,1x2)

WI-AF-MW-114-0218 1800353-06@10X WI-AF-MW-114-0218 0.11872

F32:MRM of 1 channel,ES-

503 > 79.9

2.062e+004



Dataset: Z:\Projects\PFAS.PRO\Results\180310M1\180310M1-53.qld

Last Altered: Wednesday, March 14, 2018 11:35:09 Pacific Daylight Time

Printed: Wednesday, March 14, 2018 11:37:33 Pacific Daylight Time

Method: Z:\Projects\PFAS.PRO\MethDB\PFAS\_FULL\_80C\_030818.mdb 12 Mar 2018 15:51:17

Calibration: Z:\Projects\PFAS.PRO\CurveDB\C18\_VAL-PFAS\_Q4\_03-08-18-FULL.cdb 09 Mar 2018 18:24:24

Name: 180310M1\_53, Date: 11-Mar-2018, Time: 01:24:12, ID: 1800353-07 WI-AF-EB03-022018 0.12247, Description: WI-AF-EB03-022018

	# Name	Trace	Area	IS Area	Wt./Vol.	RRF	Pred.RT	RT	y Axis Resp.	Conc.	%Rec
1	3 PFBS	299.0 > 79.7		2.65e3	0.122		2.98				
2	5 PFHxA	313.2 > 268.9		7.86e3	0.122		3.48				
3	7 PFHpA	363.0 > 318.9		1.93e4	0.122		4.10				
4	8 L-PFHxS	398.9 > 79.6	1.17e1	2.15e3	0.122		4.24	3.86	0.0683	0.3344	
5	11 L-PFOA	413 > 368.7	3.13e2	2.92e4	0.122		4.30	4.24	0.134	0.6729	
6	14 PFNA	463.0 > 418.8		2.87e4	0.122		5.04				
7	16 L-PFOS	499 > 79.9		6.00e3	0.122		4.84				
8	18 PFDA	513 > 468.8		2.40e4	0.122		5.40				
9	21 N-MeFOSAA	570.1 > 419		8.47e3	0.122		5.55				
10	22 N-EtFOSAA	584.2 > 419		9.74e3	0.122		5.70				
11	23 PFUdA	563.0 > 518.9		2.52e4	0.122		5.72				

Dataset: Z:\Projects\PFAS.PRO\Results\180310M1\180310M1-53.qld

Last Altered: Wednesday, March 14, 2018 11:35:09 Pacific Daylight Time

Printed: Wednesday, March 14, 2018 11:37:42 Pacific Daylight Time

Method: Z:\Projects\PFAS.PRO\MethDB\PFAS\_FULL\_80C\_030818.mdb 12 Mar 2018 15:51:17

Calibration: Z:\Projects\PFAS.PRO\CurveDB\C18\_VAL-PFAS\_Q4\_03-08-18-FULL.cdb 09 Mar 2018 18:24:24

Name: 180310M1\_53, Date: 11-Mar-2018, Time: 01:24:12, ID: 1800353-07 WI-AF-EB03-022018 0.12247, Description: WI-AF-EB03-022018

#	Name	Trace	Area	IS Area	Wt./Vol.	RRF	Pred.RT	RT	y Axis Resp.	Conc.	%Rec	
1	25	PFDa	612.9 > 569.0	2.31e4	0.122		5.99					
2	27	PFTDA	662.9 > 618.9	2.31e4	0.122		6.22					
3	28	PFTeDA	712.9 > 668.8	1.64e4	0.122		6.41					
4	36	13C3-PFBS	302. > 98.8	2.65e3	3.30e4	0.122	0.096	2.98	2.61	1.00	85.3695	83.6
5	37	13C2-PFHxA	315 > 269.8	7.86e3	3.30e4	0.122	0.692	3.48	3.10	2.97	35.0671	85.9
6	38	13C4-PFHpA	367.2 > 321.8	1.93e4	3.30e4	0.122	0.659	4.10	3.71	7.31	90.5448	88.7
7	39	18O2-PFHxS	403.0 > 102.6	2.15e3	6.81e3	0.122	0.380	4.24	3.85	3.94	84.6690	83.0
8	40	13C2-6:2 FTS	429.1 > 408.9	5.95e3	3.30e4	0.122	0.245	4.56	4.17	2.26	75.4031	73.9
9	41	13C2-PFOA	414.9 > 369.7	2.92e4	3.30e4	0.122	1.032	4.61	4.23	11.1	87.5674	85.8
10	42	13C5-PFNA	468.2 > 422.9	2.87e4	3.59e4	0.122	0.936	5.04	4.67	9.99	87.2016	85.4
11	43	13C8-PFOA	506.1 > 77.7	3.11e3	3.91e4	0.122	0.188	5.09	4.74	0.995	43.1938	42.3
12	44	13C8-PFOS	507.0 > 79.9	6.00e3	6.61e3	0.122	0.937	5.11	4.75	11.3	98.9310	96.9
13	45	13C2-PFDA	515.1 > 469.9	2.40e4	3.32e4	0.122	1.020	5.40	5.04	9.04	72.4014	70.9
14	46	13C2-8:2 FTS	529.1 > 508.7	4.92e3	3.30e4	0.122	0.135	5.38	5.02	1.86	112.5672	110.3
15	47	d3-N-MeFOSAA	573.3 > 419	8.47e3	3.91e4	0.122	0.405	5.55	5.20	2.71	54.5265	53.4
16	48	d5-N-EtFOSAA	589.3 > 419	9.74e3	3.91e4	0.122	0.447	5.70	5.35	3.11	56.8116	55.7
17	49	13C2-PFUdA	565 > 519.8	2.52e4	3.91e4	0.122	0.956	5.72	5.37	8.07	68.9326	67.5
18	50	13C2-PFDoA	615.0 > 569.7	2.31e4	3.91e4	0.122	0.795	5.99	5.65	7.39	75.8868	74.4
19	51	d3-N-MeFOSA	515.2 > 168.9		3.91e4	0.122	0.095	5.93				
20	52	13C2-PFTeDA	714.8 > 669.6	1.64e4	3.91e4	0.122	0.475	6.41	6.13	5.24	89.9758	88.2
21	53	d5-N-ETFOSA	531.1 > 168.9		3.91e4	0.122	0.124	6.25				
22	54	13C2-PFHxDA	815 > 769.7	1.23e4	3.91e4	0.122	1.168	6.69	6.48	3.92	27.4107	67.1
23	55	d7-N-MeFOSE	623.1 > 58.9		3.91e4	0.122	0.098	6.31				
24	56	d9-N-EtFOSE	639.2 > 58.8		3.91e4	0.122	0.094	6.45				
25	57	13C4-PFBA	217. > 171.8	2.10e4	2.10e4	0.122	1.000	1.73	1.36	12.5	102.0658	100.0
26	58	13C5-PFHxA	318 > 272.9	3.30e4	3.30e4	0.122	1.000	3.48	3.10	12.5	102.0658	100.0
27	59	13C3-PFHxS	401.9 > 79.9	6.81e3	6.81e3	0.122	1.000	4.24	3.86	12.5	102.0658	100.0
28	60	13C8-PFOA	421.3 > 376	3.30e4	3.30e4	0.122	1.000	4.61	4.23	12.5	102.0658	100.0
29	61	13C9-PFNA	472.2 > 426.9	3.59e4	3.59e4	0.122	1.000	4.70	4.67	12.5	102.0658	100.0
30	62	13C4-PFOS	503 > 79.9	6.61e3	6.61e3	0.122	1.000	5.11	4.75	12.5	102.0658	100.0
31	63	13C6-PFDA	519.1 > 473.7	3.32e4	3.32e4	0.122	1.000	5.40	5.04	12.5	102.0658	100.0
32	64	13C7-PFUdA	570.1 > 524.8	3.91e4	3.91e4	0.122	1.000	5.72	5.37	12.5	102.0658	100.0



Dataset: Z:\Projects\PFAS.PRO\Results\180310M1\180310M1-53.qld

Last Altered: Wednesday, March 14, 2018 11:35:09 Pacific Daylight Time

Printed: Wednesday, March 14, 2018 11:37:42 Pacific Daylight Time

Name: 180310M1\_53, Date: 11-Mar-2018, Time: 01:24:12, ID: 1800353-07 WI-AF-EB03-022018 0.12247, Description: WI-AF-EB03-022018

	# Name	Trace	Area	IS Area	Wt./Vol.	RRF	Pred.RT	RT	y Axis Resp.	Conc.	%Rec
33	65 Total PFHxS	398.9 > 79.6	1.17e1	2.15e3	0.122		4.24		0.0683	0.3344	
34	66 Total PFOA	413 > 368.7	3.13e2	2.92e4	0.122		4.25		0.134	0.6729	
35	67 Total PFOS	499 > 79.9	0.00e0	6.00e3	0.122		5.11		0.000		
36	68 Total N-MeFOSAA	570.1 > 419	0.00e0	8.47e3	0.122		5.55		0.000		
37	69 Total N-EtFOSAA	584.2 > 419	0.00e0	9.74e3	0.122		5.70		0.000		

Dataset: Z:\Projects\PFAS.PRO\Results\180310M1\180310M1-53.qld

Last Altered: Wednesday, March 14, 2018 11:35:09 Pacific Daylight Time

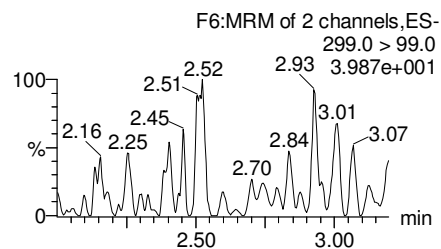
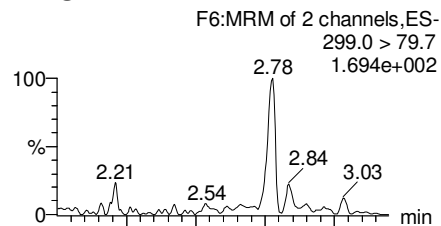
Printed: Wednesday, March 14, 2018 11:37:42 Pacific Daylight Time

Method: Z:\Projects\PFAS.PRO\MethDB\PFAS\_FULL\_80C\_030818.mdb 12 Mar 2018 15:51:17

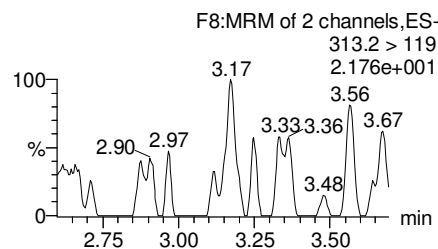
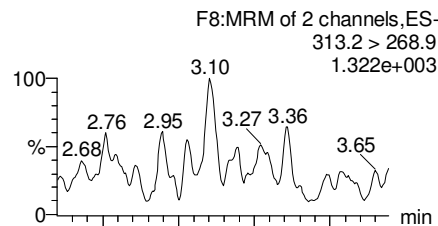
Calibration: Z:\Projects\PFAS.PRO\CurveDB\C18\_VAL-PFAS\_Q4\_03-08-18-FULL.cdb 09 Mar 2018 18:24:24

Name: 180310M1\_53, Date: 11-Mar-2018, Time: 01:24:12, ID: 1800353-07 WI-AF-EB03-022018 0.12247, Description: WI-AF-EB03-022018

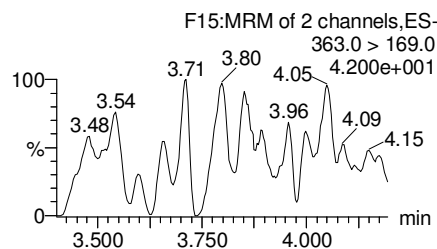
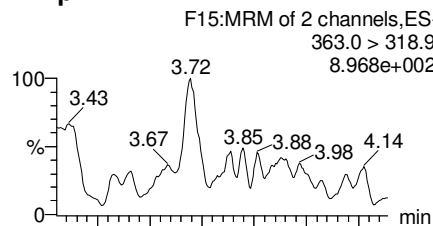
**PFBS**



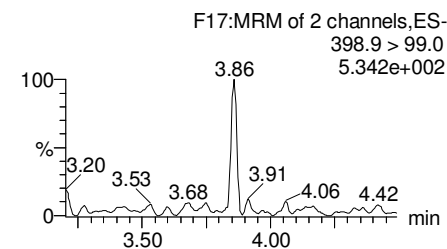
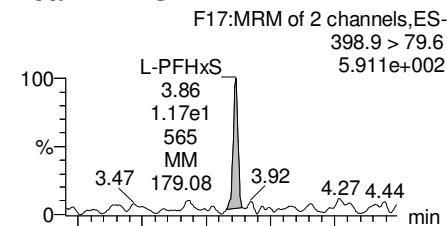
**PFHxA**



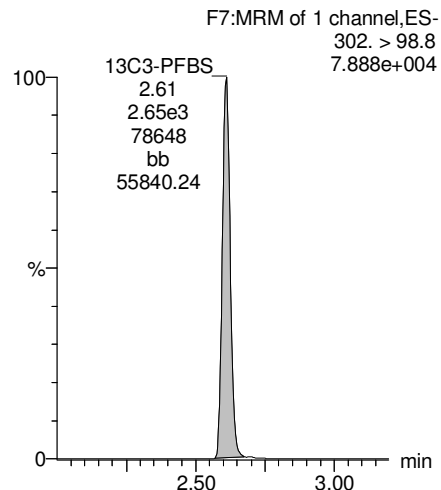
**PFHpA**



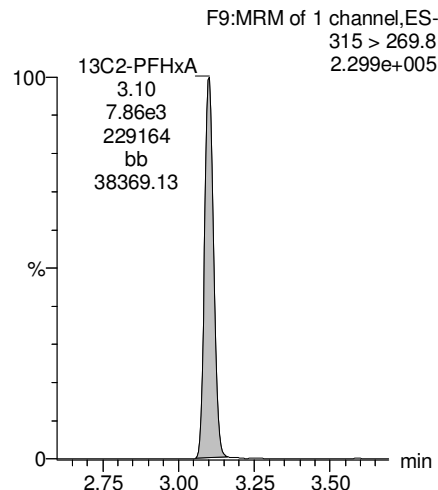
**Total PFHxS**



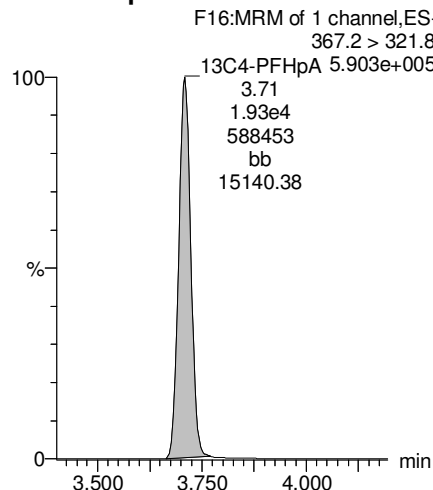
**13C3-PFBS**



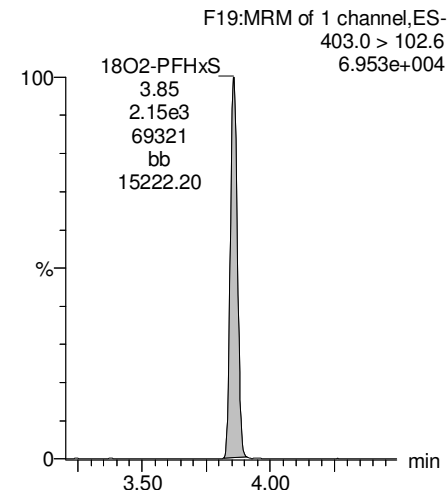
**13C2-PFHxA**



**13C4-PFHpA**



**18O2-PFHxS**



Dataset: Z:\Projects\PFAS.PRO\Results\180310M1\180310M1-53.qld

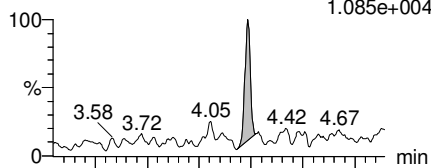
Last Altered: Wednesday, March 14, 2018 11:35:09 Pacific Daylight Time

Printed: Wednesday, March 14, 2018 11:37:42 Pacific Daylight Time

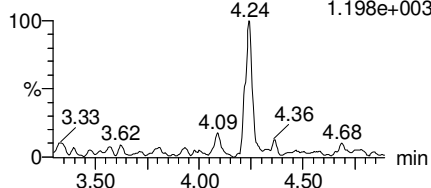
Name: 180310M1\_53, Date: 11-Mar-2018, Time: 01:24:12, ID: 1800353-07 WI-AF-EB03-022018 0.12247, Description: WI-AF-EB03-022018

**Total PFOA**

F20:MRM of 2 channels,ES-  
413 > 368.7  
1.085e+004

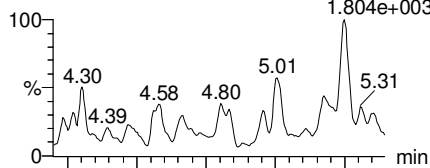


F20:MRM of 2 channels,ES-  
413 > 169  
1.198e+003

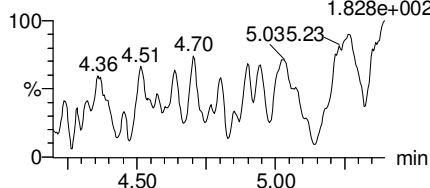


**PFNA**

F26:MRM of 2 channels,ES-  
463.0 > 418.8  
1.804e+003

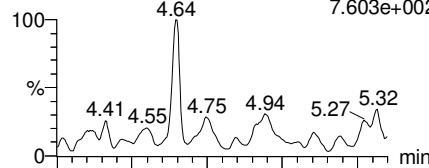


F26:MRM of 2 channels,ES-  
463.0 > 219.0  
1.828e+002

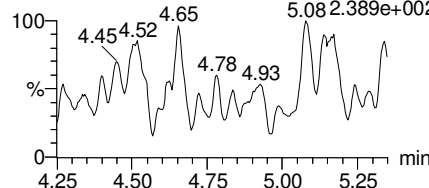


**Total PFOS**

F31:MRM of 2 channels,ES-  
499 > 79.9  
7.603e+002

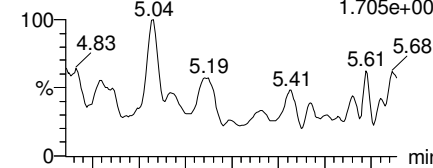


F31:MRM of 2 channels,ES-  
499 > 99  
2.389e+002

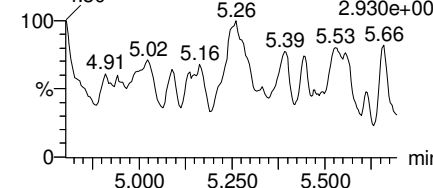


**PFDA**

F36:MRM of 2 channels,ES-  
513 > 468.8  
1.705e+003

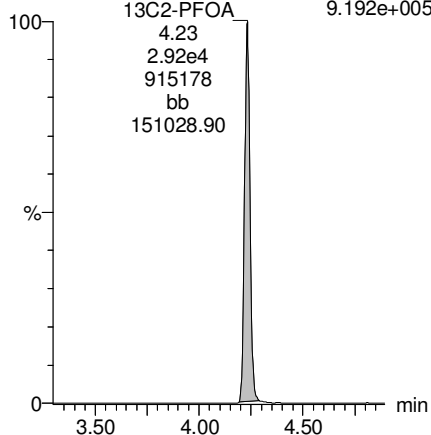


F36:MRM of 2 channels,ES-  
513 > 219  
2.930e+002



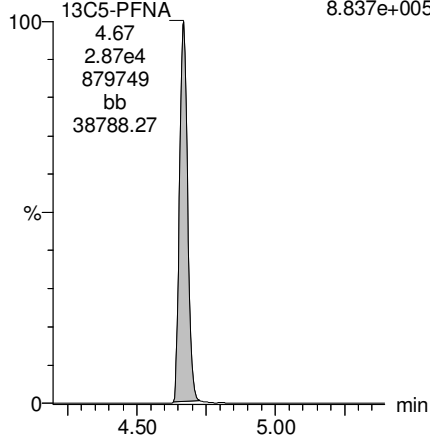
**13C2-PFOA**

F21:MRM of 1 channel,ES-  
414.9 > 369.7  
9.192e+005



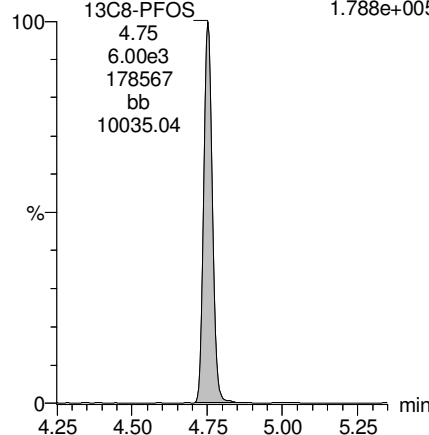
**13C5-PFNA**

F27:MRM of 1 channel,ES-  
468.2 > 422.9  
8.837e+005



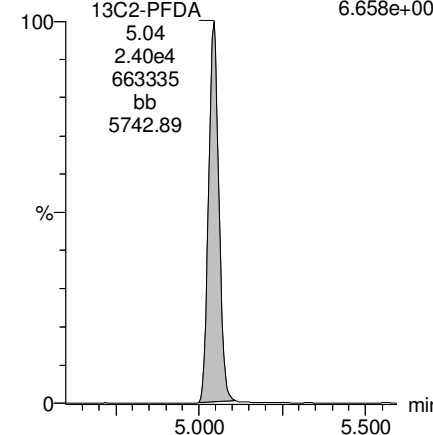
**13C8-PFOS**

F34:MRM of 1 channel,ES-  
507.0 > 79.9  
1.788e+005



**13C2-PFDA**

F37:MRM of 1 channel,ES-  
515.1 > 469.9  
6.658e+005



Dataset: Z:\Projects\PFAS.PRO\Results\180310M1\180310M1-53.qld

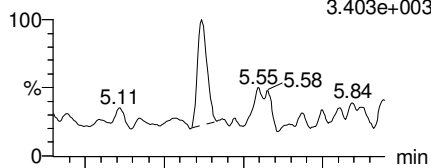
Last Altered: Wednesday, March 14, 2018 11:35:09 Pacific Daylight Time

Printed: Wednesday, March 14, 2018 11:37:42 Pacific Daylight Time

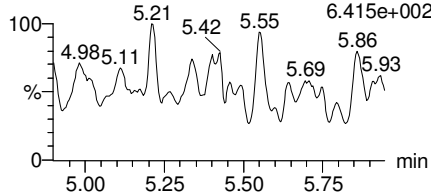
Name: 180310M1\_53, Date: 11-Mar-2018, Time: 01:24:12, ID: 1800353-07 WI-AF-EB03-022018 0.12247, Description: WI-AF-EB03-022018

**PFUdA**

F45:MRM of 2 channels,ES-  
563.0 > 518.9  
3.403e+003

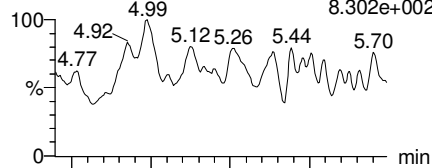


F45:MRM of 2 channels,ES-  
563.0 > 269  
6.415e+002

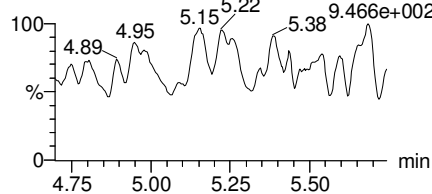


**N-MeFOSAA**

F47:MRM of 2 channels,ES-  
570.1 > 419  
8.302e+002

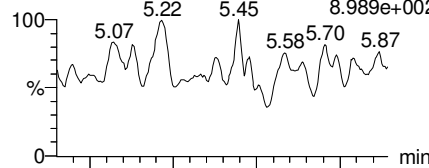


F47:MRM of 2 channels,ES-  
570.1 > 483.0  
9.466e+002

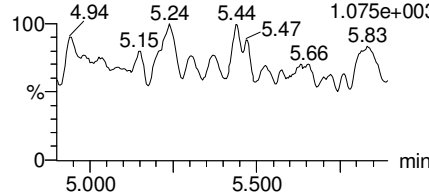


**N-EtFOSAA**

F50:MRM of 2 channels,ES-  
584.2 > 419  
8.989e+002

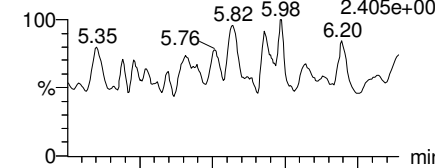


F50:MRM of 2 channels,ES-  
584.2 > 483.0  
1.075e+003

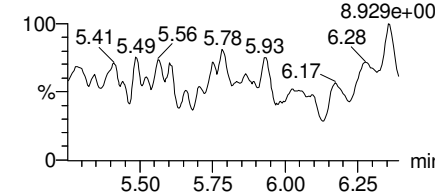


**PFDoA**

F53:MRM of 4 channels,ES-  
612.9 > 569.0  
2.405e+003

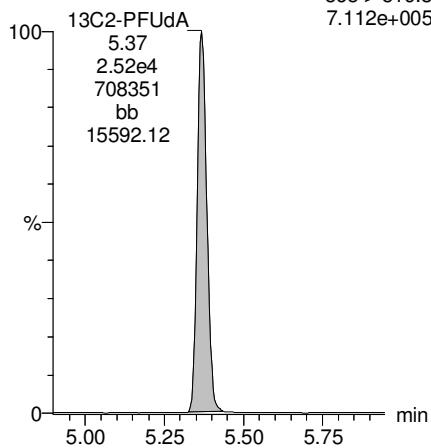


F53:MRM of 4 channels,ES-  
612.9 > 318.8  
8.929e+002



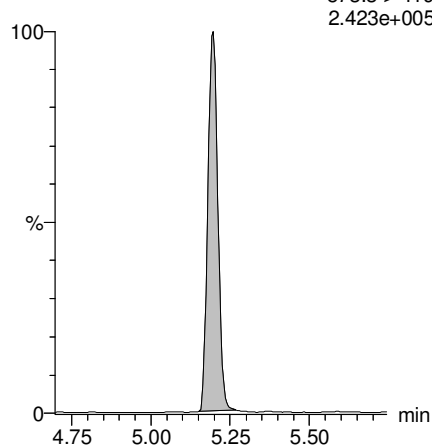
**13C2-PFUdA**

F46:MRM of 1 channel,ES-  
565 > 519.8  
7.112e+005



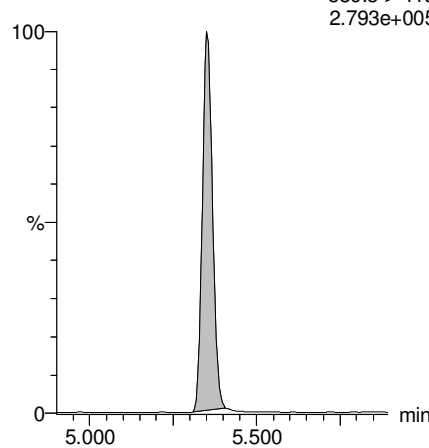
**d3-N-MeFOSAA**

F49:MRM of 1 channel,ES-  
573.3 > 419  
2.423e+005



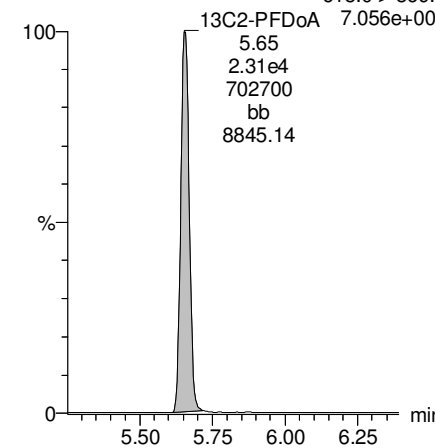
**d5-N-EtFOSAA**

F51:MRM of 1 channel,ES-  
589.3 > 419  
2.793e+005



**13C2-PFDoA**

F54:MRM of 2 channels,ES-  
615.0 > 569.7  
7.056e+005



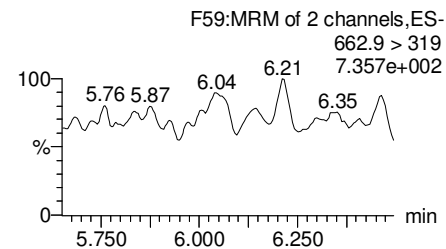
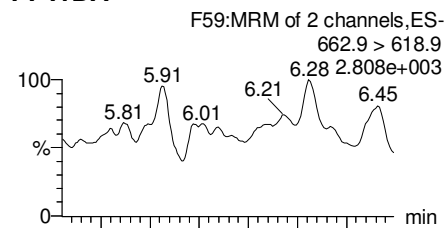
Dataset: Z:\Projects\PFAS.PRO\Results\180310M1\180310M1-53.qld

Last Altered: Wednesday, March 14, 2018 11:35:09 Pacific Daylight Time

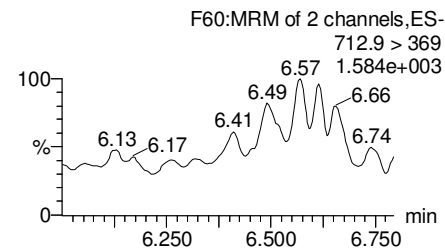
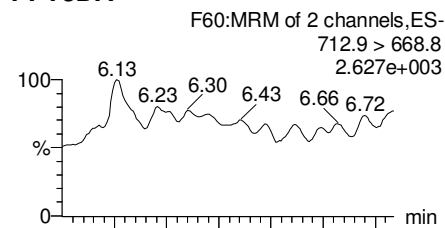
Printed: Wednesday, March 14, 2018 11:37:42 Pacific Daylight Time

Name: 180310M1\_53, Date: 11-Mar-2018, Time: 01:24:12, ID: 1800353-07 WI-AF-EB03-022018 0.12247, Description: WI-AF-EB03-022018

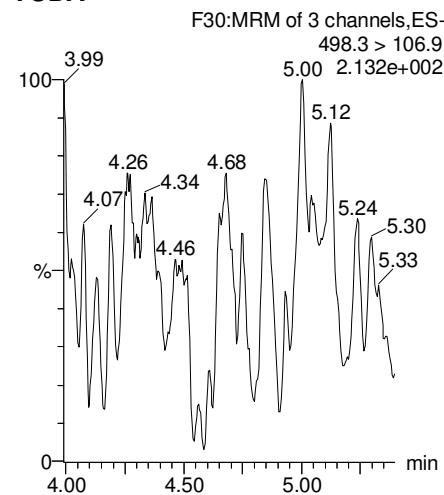
**PFTrDA**



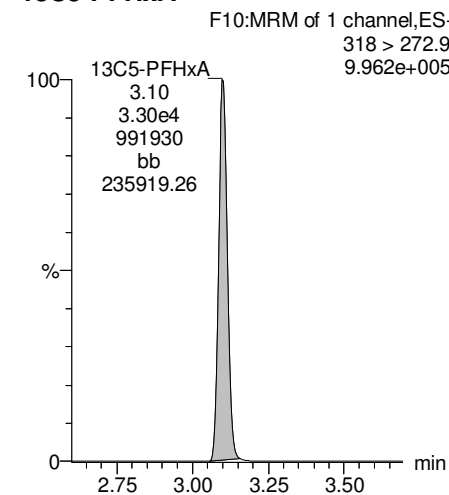
**PFTeDA**



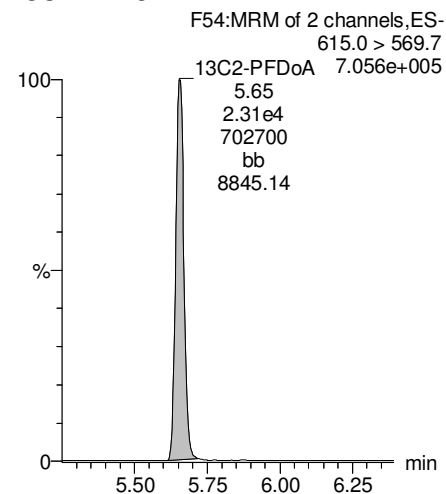
**TCDA**



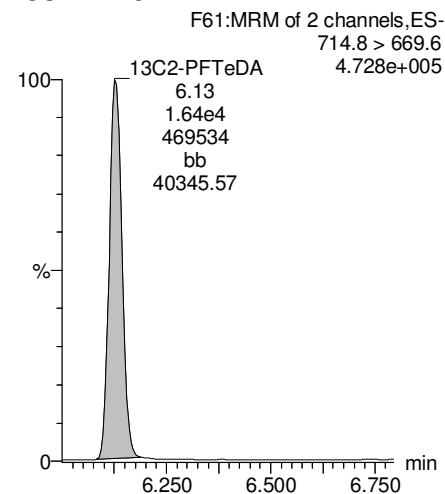
**13C5-PFHxA**



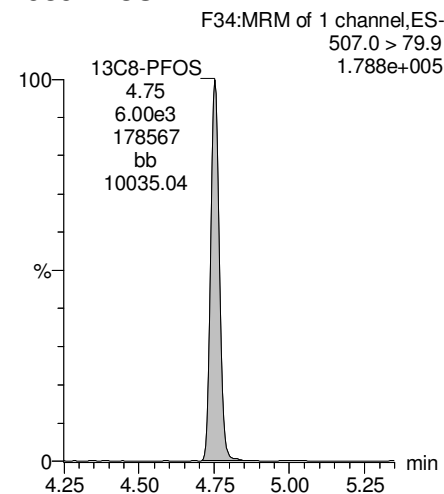
**13C2-PFDoA**



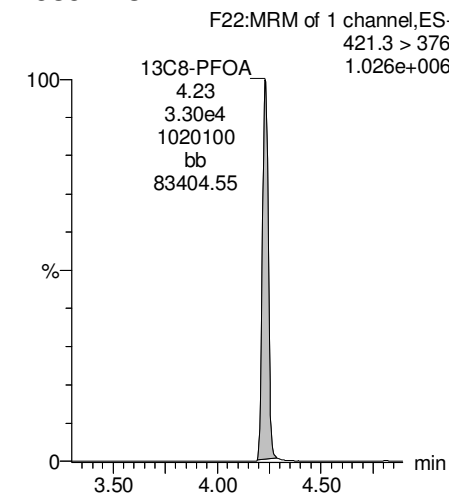
**13C2-PFTeDA**



**13C8-PFOS**



**13C8-PFOA**



Dataset: Z:\Projects\PFAS.PRO\Results\180310M1\180310M1-53.qld

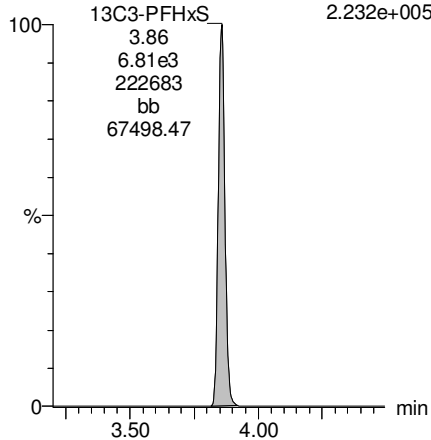
Last Altered: Wednesday, March 14, 2018 11:35:09 Pacific Daylight Time

Printed: Wednesday, March 14, 2018 11:37:42 Pacific Daylight Time

Name: 180310M1\_53, Date: 11-Mar-2018, Time: 01:24:12, ID: 1800353-07 WI-AF-EB03-022018 0.12247, Description: WI-AF-EB03-022018

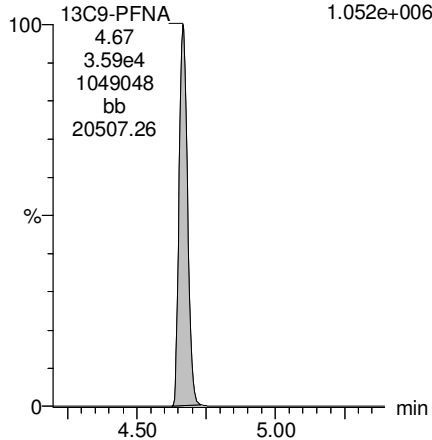
**13C3-PFHxS**

F18:MRM of 1 channel,ES-  
401.9 > 79.9  
2.232e+005



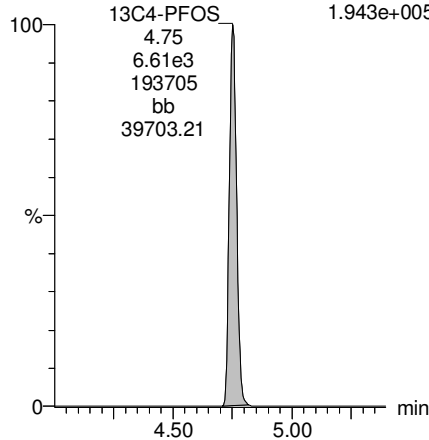
**13C9-PFNA**

F28:MRM of 1 channel,ES-  
472.2 > 426.9  
1.052e+006



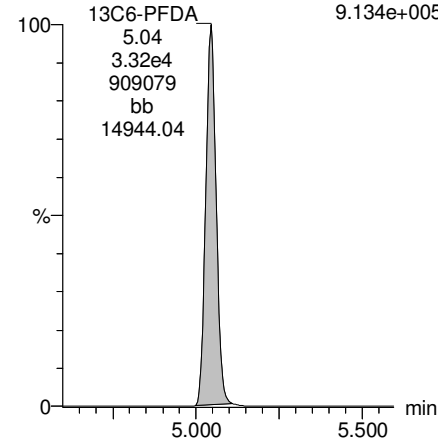
**13C4-PFOS**

F32:MRM of 1 channel,ES-  
503 > 79.9  
1.943e+005



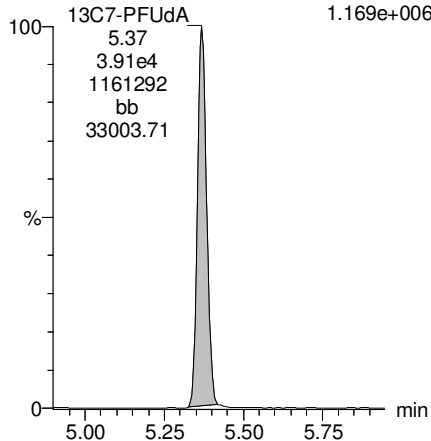
**13C6-PFDA**

F39:MRM of 1 channel,ES-  
519.1 > 473.7  
9.134e+005



**13C7-PFUdA**

F48:MRM of 1 channel,ES-  
570.1 > 524.8  
1.169e+006



**INJECTION INTERNAL STANDARD (IIS) AREAS,  
INSTRUMENT BLANKS (IB)  
AND  
CONTINUING CALIBRATION VERIFICATIONS (CCV)**

Dataset: Untitled

Last Altered: Friday, March 09, 2018 15:34:05 Pacific Standard Time

Printed: Friday, March 09, 2018 15:34:22 Pacific Standard Time

Method: F:\Projects\PFAS.PRO\MethDB\PFAS\_RS-2-5-18.mdb 06 Feb 2018 10:46:28  
Calibration: 09 Mar 2018 15:34:05

Name: 180308M1\_7, Date: 08-Mar-2018, Time: 20:23:05, ID: ST180308M1-6 PFC CS3 18C0607, Description: PFC CS3 18C0607

	# Name	ID	Area	%Rec	Area Out
1	1 13C4-PFBA	ST180308M1-6 PFC CS3 18C0607	1.64e4	100.0	NO
2	2 13C5-PFHxA	ST180308M1-6 PFC CS3 18C0607	3.43e4	100.0	NO
3	3 13C3-PFHxS	ST180308M1-6 PFC CS3 18C0607	6.37e3	100.0	NO
4	4 13C8-PFOA	ST180308M1-6 PFC CS3 18C0607	3.12e4	100.0	NO
5	5 13C9-PFNA	ST180308M1-6 PFC CS3 18C0607	2.81e4	100.0	NO
6	6 13C4-PFOS	ST180308M1-6 PFC CS3 18C0607	7.08e3	100.0	NO
7	7 13C6-PFDA	ST180308M1-6 PFC CS3 18C0607	2.79e4	100.0	NO
8	8 13C7-PFUDa	ST180308M1-6 PFC CS3 18C0607	3.38e4	100.0	NO

Name: 180308M1\_8, Date: 08-Mar-2018, Time: 20:34:32, ID: ST180308M1-7 PFC CS4 18C0608, Description: PFC CS4 18C0608

	# Name	ID	Area	%Rec	Area Out
1	1 13C4-PFBA	ST180308M1-7 PFC CS4 18C0608	1.51e4	92.2	NO
2	2 13C5-PFHxA	ST180308M1-7 PFC CS4 18C0608	3.20e4	93.4	NO
3	3 13C3-PFHxS	ST180308M1-7 PFC CS4 18C0608	6.62e3	103.9	NO
4	4 13C8-PFOA	ST180308M1-7 PFC CS4 18C0608	3.10e4	99.6	NO
5	5 13C9-PFNA	ST180308M1-7 PFC CS4 18C0608	3.23e4	114.9	NO
6	6 13C4-PFOS	ST180308M1-7 PFC CS4 18C0608	6.85e3	96.8	NO
7	7 13C6-PFDA	ST180308M1-7 PFC CS4 18C0608	2.89e4	103.7	NO
8	8 13C7-PFUDa	ST180308M1-7 PFC CS4 18C0608	3.02e4	89.4	NO

Name: 180308M1\_9, Date: 08-Mar-2018, Time: 20:46:02, ID: ST180308M1-8 PFC CS5 18C0609, Description: PFC CS5 18C0609

	# Name	ID	Area	%Rec	Area Out
1	1 13C4-PFBA	ST180308M1-8 PFC CS5 18C0609	1.53e4	93.5	NO
2	2 13C5-PFHxA	ST180308M1-8 PFC CS5 18C0609	3.19e4	93.1	NO
3	3 13C3-PFHxS	ST180308M1-8 PFC CS5 18C0609	6.80e3	106.8	NO
4	4 13C8-PFOA	ST180308M1-8 PFC CS5 18C0609	2.89e4	92.8	NO
5	5 13C9-PFNA	ST180308M1-8 PFC CS5 18C0609	3.36e4	119.3	NO
6	6 13C4-PFOS	ST180308M1-8 PFC CS5 18C0609	6.33e3	89.5	NO
7	7 13C6-PFDA	ST180308M1-8 PFC CS5 18C0609	2.62e4	93.9	NO
8	8 13C7-PFUDa	ST180308M1-8 PFC CS5 18C0609	3.51e4	103.7	NO

Name: 180308M1\_10, Date: 08-Mar-2018, Time: 20:57:29, ID: ST180308M1-9 PFC CS6 18C0610, Description: PFC CS6 18C0610

	# Name	ID	Area	%Rec	Area Out
1	1 13C4-PFBA	ST180308M1-9 PFC CS6 18C0610	1.67e4	102.1	NO
2	2 13C5-PFHxA	ST180308M1-9 PFC CS6 18C0610	3.04e4	88.8	NO
3	3 13C3-PFHxS	ST180308M1-9 PFC CS6 18C0610	5.42e3	85.1	NO
4	4 13C8-PFOA	ST180308M1-9 PFC CS6 18C0610	2.77e4	88.9	NO
5	5 13C9-PFNA	ST180308M1-9 PFC CS6 18C0610	3.06e4	108.7	NO
6	6 13C4-PFOS	ST180308M1-9 PFC CS6 18C0610	6.40e3	90.4	NO
7	7 13C6-PFDA	ST180308M1-9 PFC CS6 18C0610	2.74e4	98.3	NO
8	8 13C7-PFUDa	ST180308M1-9 PFC CS6 18C0610	2.99e4	88.5	NO



Dataset: Untitled

Last Altered: Friday, March 09, 2018 15:34:05 Pacific Standard Time

Printed: Friday, March 09, 2018 15:34:22 Pacific Standard Time

**Name: 180308M1\_11, Date: 08-Mar-2018, Time: 21:08:58, ID: ST180308M1-10 PFC CS7 18C0611, Description: PFC CS7 18C0611**

	# Name	ID	Area	%Rec	Area Out
1	1 13C4-PFBA	ST180308M1-10 PFC CS7 18C0611	1.57e4	95.7	NO
2	2 13C5-PFHxA	ST180308M1-10 PFC CS7 18C0611	2.95e4	86.1	NO
3	3 13C3-PFHxS	ST180308M1-10 PFC CS7 18C0611	5.55e3	87.1	NO
4	4 13C8-PFOA	ST180308M1-10 PFC CS7 18C0611	2.51e4	80.7	NO
5	5 13C9-PFNA	ST180308M1-10 PFC CS7 18C0611	3.05e4	108.5	NO
6	6 13C4-PFOS	ST180308M1-10 PFC CS7 18C0611	5.93e3	83.8	NO
7	7 13C6-PFDA	ST180308M1-10 PFC CS7 18C0611	2.61e4	93.7	NO
8	8 13C7-PFUdA	ST180308M1-10 PFC CS7 18C0611	2.68e4	79.3	NO

**Name: 180308M1\_12, Date: 08-Mar-2018, Time: 21:20:28, ID: IPA, Description: IPA**

	# Name	ID	Area	%Rec	Area Out
1	1 13C4-PFBA	IPA			NO
2	2 13C5-PFHxA	IPA			NO
3	3 13C3-PFHxS	IPA			NO
4	4 13C8-PFOA	IPA			NO
5	5 13C9-PFNA	IPA			NO
6	6 13C4-PFOS	IPA			NO
7	7 13C6-PFDA	IPA			NO
8	8 13C7-PFUdA	IPA			NO

**Name: 180308M1\_13, Date: 08-Mar-2018, Time: 21:31:57, ID: ICV180308M1-1 PFC ICV 18C0601, Description: PFC ICV 18C0601**

	# Name	ID	Area	%Rec	Area Out
1	1 13C4-PFBA	ICV180308M1-1 PFC ICV 18C0601	1.68e4	102.2	NO
2	2 13C5-PFHxA	ICV180308M1-1 PFC ICV 18C0601	3.47e4	101.2	NO
3	3 13C3-PFHxS	ICV180308M1-1 PFC ICV 18C0601	6.59e3	103.4	NO
4	4 13C8-PFOA	ICV180308M1-1 PFC ICV 18C0601	2.99e4	96.0	NO
5	5 13C9-PFNA	ICV180308M1-1 PFC ICV 18C0601	3.55e4	126.2	NO
6	6 13C4-PFOS	ICV180308M1-1 PFC ICV 18C0601	6.73e3	95.1	NO
7	7 13C6-PFDA	ICV180308M1-1 PFC ICV 18C0601	2.51e4	90.0	NO
8	8 13C7-PFUdA	ICV180308M1-1 PFC ICV 18C0601	3.45e4	102.0	NO

**Name: 180308M1\_14, Date: 08-Mar-2018, Time: 21:43:26, ID: IPA, Description: IPA**

	# Name	ID	Area	%Rec	Area Out
1	1 13C4-PFBA	IPA			NO
2	2 13C5-PFHxA	IPA			NO
3	3 13C3-PFHxS	IPA			NO
4	4 13C8-PFOA	IPA			NO
5	5 13C9-PFNA	IPA			NO
6	6 13C4-PFOS	IPA			NO
7	7 13C6-PFDA	IPA			NO
8	8 13C7-PFUdA	IPA			NO

Dataset: Untitled

Last Altered: Friday, March 09, 2018 15:34:05 Pacific Standard Time

Printed: Friday, March 09, 2018 15:34:22 Pacific Standard Time

**Name: 180308M1\_15, Date: 08-Mar-2018, Time: 21:54:55, ID: B8B0147-BS1 OPR 0.25, Description: OPR**

#	Name	ID	Area	%Rec	Area Out
1	1 13C4-PFBA	B8B0147-BS1 OPR 0.25	3.63e4	221.6	YES
2	2 13C5-PFHxA	B8B0147-BS1 OPR 0.25	5.84e4	170.4	YES
3	3 13C3-PFHxS	B8B0147-BS1 OPR 0.25	1.29e4	202.1	YES
4	4 13C8-PFOA	B8B0147-BS1 OPR 0.25	5.74e4	184.2	YES
5	5 13C9-PFNA	B8B0147-BS1 OPR 0.25	5.60e4	199.1	YES
6	6 13C4-PFOS	B8B0147-BS1 OPR 0.25	1.24e4	175.3	YES
7	7 13C6-PFDA	B8B0147-BS1 OPR 0.25	5.12e4	183.5	YES
8	8 13C7-PFUDa	B8B0147-BS1 OPR 0.25	6.61e4	195.5	YES

**Name: 180308M1\_16, Date: 08-Mar-2018, Time: 22:06:25, ID: B8B0147-MS1 Matrix Spike 0.25376, Description: Matrix Spike**

#	Name	ID	Area	%Rec	Area Out
1	1 13C4-PFBA	B8B0147-MS1 Matrix Spike 0.25376	3.03e4	184.5	YES
2	2 13C5-PFHxA	B8B0147-MS1 Matrix Spike 0.25376	4.48e4	130.8	NO
3	3 13C3-PFHxS	B8B0147-MS1 Matrix Spike 0.25376	1.04e4	162.5	YES
4	4 13C8-PFOA	B8B0147-MS1 Matrix Spike 0.25376	4.30e4	138.2	NO
5	5 13C9-PFNA	B8B0147-MS1 Matrix Spike 0.25376	4.65e4	165.4	YES
6	6 13C4-PFOS	B8B0147-MS1 Matrix Spike 0.25376	1.05e4	147.7	NO
7	7 13C6-PFDA	B8B0147-MS1 Matrix Spike 0.25376	3.72e4	133.5	NO
8	8 13C7-PFUDa	B8B0147-MS1 Matrix Spike 0.25376	3.93e4	116.1	NO

**Name: 180308M1\_17, Date: 08-Mar-2018, Time: 22:17:55, ID: 1800335-02 IRPSite3-GW-03GW02-20180213 0.26126, Description: IRPSite3-GW-03GW02-20180213**

#	Name	ID	Area	%Rec	Area Out
1	1 13C4-PFBA	1800335-02 IRPSite3-GW-03GW02-20...	3.21e4	195.6	YES
2	2 13C5-PFHxA	1800335-02 IRPSite3-GW-03GW02-20...	4.93e4	143.8	NO
3	3 13C3-PFHxS	1800335-02 IRPSite3-GW-03GW02-20...	1.02e4	160.1	YES
4	4 13C8-PFOA	1800335-02 IRPSite3-GW-03GW02-20...	4.61e4	148.1	NO
5	5 13C9-PFNA	1800335-02 IRPSite3-GW-03GW02-20...	5.17e4	183.6	YES
6	6 13C4-PFOS	1800335-02 IRPSite3-GW-03GW02-20...	9.37e3	132.3	NO
7	7 13C6-PFDA	1800335-02 IRPSite3-GW-03GW02-20...	4.27e4	153.3	YES
8	8 13C7-PFUDa	1800335-02 IRPSite3-GW-03GW02-20...	5.14e4	151.9	YES

**Name: 180308M1\_18, Date: 08-Mar-2018, Time: 22:29:24, ID: 1800335-06 IRPSite3-GW-FRB01-20180213 0.25863, Description: IRPSite3-GW-FRB01-20180213**

#	Name	ID	Area	%Rec	Area Out
1	1 13C4-PFBA	1800335-06 IRPSite3-GW-FRB01-2018...	2.99e4	182.1	YES
2	2 13C5-PFHxA	1800335-06 IRPSite3-GW-FRB01-2018...	4.81e4	140.3	NO
3	3 13C3-PFHxS	1800335-06 IRPSite3-GW-FRB01-2018...	9.20e3	144.4	NO
4	4 13C8-PFOA	1800335-06 IRPSite3-GW-FRB01-2018...	4.49e4	144.0	NO
5	5 13C9-PFNA	1800335-06 IRPSite3-GW-FRB01-2018...	4.48e4	159.4	YES
6	6 13C4-PFOS	1800335-06 IRPSite3-GW-FRB01-2018...	1.08e4	152.6	YES
7	7 13C6-PFDA	1800335-06 IRPSite3-GW-FRB01-2018...	4.36e4	156.4	YES
8	8 13C7-PFUDa	1800335-06 IRPSite3-GW-FRB01-2018...	4.48e4	132.6	NO

Dataset: Untitled

Last Altered: Friday, March 09, 2018 15:34:05 Pacific Standard Time

Printed: Friday, March 09, 2018 15:34:22 Pacific Standard Time

**Name: 180308M1\_19, Date: 08-Mar-2018, Time: 22:40:50, ID: 1800353-02 WI-AF-FB01-022018 0.11958, Description: WI-AF-FB01-022018**

	# Name	ID	Area	%Rec	Area Out
1	1 13C4-PFBA	1800353-02 WI-AF-FB01-022018 0.119...	2.00e4	121.7	NO
2	2 13C5-PFHxA	1800353-02 WI-AF-FB01-022018 0.119...	3.06e4	89.4	NO
3	3 13C3-PFHxS	1800353-02 WI-AF-FB01-022018 0.119...	6.17e3	96.9	NO
4	4 13C8-PFOA	1800353-02 WI-AF-FB01-022018 0.119...	2.96e4	95.1	NO
5	5 13C9-PFNA	1800353-02 WI-AF-FB01-022018 0.119...	3.45e4	122.5	NO
6	6 13C4-PFOS	1800353-02 WI-AF-FB01-022018 0.119...	6.49e3	91.7	NO
7	7 13C6-PFDA	1800353-02 WI-AF-FB01-022018 0.119...	2.27e4	81.6	NO
8	8 13C7-PFUDa	1800353-02 WI-AF-FB01-022018 0.119...	3.38e4	99.9	NO

**Name: 180308M1\_20, Date: 08-Mar-2018, Time: 22:52:17, ID: 1800353-07 WI-AF-EB03-022018 0.12247, Description: WI-AF-EB03-022018**

	# Name	ID	Area	%Rec	Area Out
1	1 13C4-PFBA	1800353-07 WI-AF-EB03-022018 0.122...	2.03e4	123.6	NO
2	2 13C5-PFHxA	1800353-07 WI-AF-EB03-022018 0.122...	3.02e4	88.2	NO
3	3 13C3-PFHxS	1800353-07 WI-AF-EB03-022018 0.122...	6.29e3	98.8	NO
4	4 13C8-PFOA	1800353-07 WI-AF-EB03-022018 0.122...	3.08e4	98.7	NO
5	5 13C9-PFNA	1800353-07 WI-AF-EB03-022018 0.122...	3.11e4	110.6	NO
6	6 13C4-PFOS	1800353-07 WI-AF-EB03-022018 0.122...	8.00e3	112.9	NO
7	7 13C6-PFDA	1800353-07 WI-AF-EB03-022018 0.122...	2.76e4	99.1	NO
8	8 13C7-PFUDa	1800353-07 WI-AF-EB03-022018 0.122...	3.32e4	98.1	NO

**Name: 180308M1\_21, Date: 08-Mar-2018, Time: 23:03:44, ID: 1800353-01@10X WI-AF-N2-5-0218 0.11121, Description: WI-AF-N2-5-0218**

	# Name	ID	Area	%Rec	Area Out
1	1 13C4-PFBA	1800353-01@10X WI-AF-N2-5-0218 0....	3.00e3	18.3	YES
2	2 13C5-PFHxA	1800353-01@10X WI-AF-N2-5-0218 0....	4.82e3	14.1	YES
3	3 13C3-PFHxS	1800353-01@10X WI-AF-N2-5-0218 0....	8.85e2	13.9	YES
4	4 13C8-PFOA	1800353-01@10X WI-AF-N2-5-0218 0....	3.99e3	12.8	YES
5	5 13C9-PFNA	1800353-01@10X WI-AF-N2-5-0218 0....	4.74e3	16.9	YES
6	6 13C4-PFOS	1800353-01@10X WI-AF-N2-5-0218 0....	1.02e3	14.4	YES
7	7 13C6-PFDA	1800353-01@10X WI-AF-N2-5-0218 0....	3.95e3	14.2	YES
8	8 13C7-PFUDa	1800353-01@10X WI-AF-N2-5-0218 0....	4.46e3	13.2	YES

**Name: 180308M1\_22, Date: 08-Mar-2018, Time: 23:15:11, ID: 1800353-03@5X WI-AF-MW-3-0218 0.11741, Description: WI-AF-MW-3-0218**

	# Name	ID	Area	%Rec	Area Out
1	1 13C4-PFBA	1800353-03@5X WI-AF-MW-3-0218 0....	4.35e3	26.5	YES
2	2 13C5-PFHxA	1800353-03@5X WI-AF-MW-3-0218 0....	6.45e3	18.8	YES
3	3 13C3-PFHxS	1800353-03@5X WI-AF-MW-3-0218 0....	1.35e3	21.2	YES
4	4 13C8-PFOA	1800353-03@5X WI-AF-MW-3-0218 0....	6.22e3	20.0	YES
5	5 13C9-PFNA	1800353-03@5X WI-AF-MW-3-0218 0....	5.44e3	19.3	YES
6	6 13C4-PFOS	1800353-03@5X WI-AF-MW-3-0218 0....	1.45e3	20.4	YES
7	7 13C6-PFDA	1800353-03@5X WI-AF-MW-3-0218 0....	6.04e3	21.7	YES
8	8 13C7-PFUDa	1800353-03@5X WI-AF-MW-3-0218 0....	7.05e3	20.8	YES

Dataset: Untitled

Last Altered: Friday, March 09, 2018 15:34:05 Pacific Standard Time

Printed: Friday, March 09, 2018 15:34:22 Pacific Standard Time

**Name: 180308M1\_23, Date: 08-Mar-2018, Time: 23:26:41, ID: 1800353-04@10X WI-AF-MW-202-0218 0.11256, Description: WI-AF-MW-202-0218**

	# Name	ID	Area	%Rec	Area Out
1	1 13C4-PFBA	1800353-04@10X WI-AF-MW-202-021...	1.75e3	10.7	YES
2	2 13C5-PFHxA	1800353-04@10X WI-AF-MW-202-021...	2.58e3	7.5	YES
3	3 13C3-PFHxS	1800353-04@10X WI-AF-MW-202-021...	5.75e2	9.0	YES
4	4 13C8-PFOA	1800353-04@10X WI-AF-MW-202-021...	2.58e3	8.3	YES
5	5 13C9-PFNA	1800353-04@10X WI-AF-MW-202-021...	2.49e3	8.9	YES
6	6 13C4-PFOS	1800353-04@10X WI-AF-MW-202-021...	6.45e2	9.1	YES
7	7 13C6-PFDA	1800353-04@10X WI-AF-MW-202-021...	2.50e3	9.0	YES
8	8 13C7-PFUdA	1800353-04@10X WI-AF-MW-202-021...	2.66e3	7.9	YES

**Name: 180308M1\_24, Date: 08-Mar-2018, Time: 23:38:10, ID: 1800353-05@10X WI-AF-MW-204-0218 0.11807, Description: WI-AF-MW-204-0218**

	# Name	ID	Area	%Rec	Area Out
1	1 13C4-PFBA	1800353-05@10X WI-AF-MW-204-021...	2.29e3	13.9	YES
2	2 13C5-PFHxA	1800353-05@10X WI-AF-MW-204-021...	3.40e3	9.9	YES
3	3 13C3-PFHxS	1800353-05@10X WI-AF-MW-204-021...	6.79e2	10.7	YES
4	4 13C8-PFOA	1800353-05@10X WI-AF-MW-204-021...	3.41e3	11.0	YES
5	5 13C9-PFNA	1800353-05@10X WI-AF-MW-204-021...	3.90e3	13.9	YES
6	6 13C4-PFOS	1800353-05@10X WI-AF-MW-204-021...	6.68e2	9.4	YES
7	7 13C6-PFDA	1800353-05@10X WI-AF-MW-204-021...	2.56e3	9.2	YES
8	8 13C7-PFUdA	1800353-05@10X WI-AF-MW-204-021...	3.95e3	11.7	YES

**Name: 180308M1\_25, Date: 08-Mar-2018, Time: 23:49:38, ID: 1800353-06@10X WI-AF-MW-114-0218 0.11872, Description: WI-AF-MW-114-0218**

	# Name	ID	Area	%Rec	Area Out
1	1 13C4-PFBA	1800353-06@10X WI-AF-MW-114-021...	2.23e3	13.6	YES
2	2 13C5-PFHxA	1800353-06@10X WI-AF-MW-114-021...	3.00e3	8.8	YES
3	3 13C3-PFHxS	1800353-06@10X WI-AF-MW-114-021...	6.69e2	10.5	YES
4	4 13C8-PFOA	1800353-06@10X WI-AF-MW-114-021...	3.17e3	10.2	YES
5	5 13C9-PFNA	1800353-06@10X WI-AF-MW-114-021...	3.81e3	13.6	YES
6	6 13C4-PFOS	1800353-06@10X WI-AF-MW-114-021...	7.17e2	10.1	YES
7	7 13C6-PFDA	1800353-06@10X WI-AF-MW-114-021...	3.28e3	11.8	YES
8	8 13C7-PFUdA	1800353-06@10X WI-AF-MW-114-021...	3.21e3	9.5	YES

**Name: 180308M1\_26, Date: 09-Mar-2018, Time: 00:01:09, ID: IPA, Description: IPA**

	# Name	ID	Area	%Rec	Area Out
1	1 13C4-PFBA	IPA			NO
2	2 13C5-PFHxA	IPA			NO
3	3 13C3-PFHxS	IPA			NO
4	4 13C8-PFOA	IPA			NO
5	5 13C9-PFNA	IPA			NO
6	6 13C4-PFOS	IPA			NO
7	7 13C6-PFDA	IPA			NO
8	8 13C7-PFUdA	IPA			NO

Dataset: Untitled

Last Altered: Friday, March 09, 2018 15:34:05 Pacific Standard Time

Printed: Friday, March 09, 2018 15:34:22 Pacific Standard Time

**Name: 180308M1\_27, Date: 09-Mar-2018, Time: 00:12:38, ID: B8B0120-BS1 OPR 0.25, Description: OPR**

#	Name	ID	Area	%Rec	Area Out
1	1 13C4-PFBA	B8B0120-BS1 OPR 0.25	1.79e4	109.4	NO
2	2 13C5-PFHxA	B8B0120-BS1 OPR 0.25	2.53e4	73.9	NO
3	3 13C3-PFHxS	B8B0120-BS1 OPR 0.25	4.95e3	77.6	NO
4	4 13C8-PFOA	B8B0120-BS1 OPR 0.25	2.38e4	76.3	NO
5	5 13C9-PFNA	B8B0120-BS1 OPR 0.25	2.96e4	105.1	NO
6	6 13C4-PFOS	B8B0120-BS1 OPR 0.25	5.98e3	84.4	NO
7	7 13C6-PFDA	B8B0120-BS1 OPR 0.25	2.85e4	102.2	NO
8	8 13C7-PFUdA	B8B0120-BS1 OPR 0.25	2.97e4	87.9	NO

**Name: 180308M1\_28, Date: 09-Mar-2018, Time: 00:24:08, ID: B8B0120-BSD1 LCSD 0.25, Description: LCSD**

#	Name	ID	Area	%Rec	Area Out
1	1 13C4-PFBA	B8B0120-BSD1 LCSD 0.25	1.59e4	96.7	NO
2	2 13C5-PFHxA	B8B0120-BSD1 LCSD 0.25	2.37e4	69.0	NO
3	3 13C3-PFHxS	B8B0120-BSD1 LCSD 0.25	5.26e3	82.6	NO
4	4 13C8-PFOA	B8B0120-BSD1 LCSD 0.25	2.27e4	72.9	NO
5	5 13C9-PFNA	B8B0120-BSD1 LCSD 0.25	2.64e4	93.9	NO
6	6 13C4-PFOS	B8B0120-BSD1 LCSD 0.25	5.60e3	79.2	NO
7	7 13C6-PFDA	B8B0120-BSD1 LCSD 0.25	2.46e4	88.1	NO
8	8 13C7-PFUdA	B8B0120-BSD1 LCSD 0.25	2.17e4	64.2	NO

**Name: 180308M1\_29, Date: 09-Mar-2018, Time: 00:35:38, ID: B8B0120-BLK1 Method Blank 0.25, Description: Method Blank**

#	Name	ID	Area	%Rec	Area Out
1	1 13C4-PFBA	B8B0120-BLK1 Method Blank 0.25	1.67e4	101.7	NO
2	2 13C5-PFHxA	B8B0120-BLK1 Method Blank 0.25	2.32e4	67.7	NO
3	3 13C3-PFHxS	B8B0120-BLK1 Method Blank 0.25	5.08e3	79.7	NO
4	4 13C8-PFOA	B8B0120-BLK1 Method Blank 0.25	2.16e4	69.4	NO
5	5 13C9-PFNA	B8B0120-BLK1 Method Blank 0.25	2.46e4	87.5	NO
6	6 13C4-PFOS	B8B0120-BLK1 Method Blank 0.25	5.00e3	70.6	NO
7	7 13C6-PFDA	B8B0120-BLK1 Method Blank 0.25	2.24e4	80.2	NO
8	8 13C7-PFUdA	B8B0120-BLK1 Method Blank 0.25	2.70e4	79.7	NO

**Name: 180308M1\_30, Date: 09-Mar-2018, Time: 00:47:07, ID: 1800320-01 SPLP East Soln. 0.27419, Description: SPLP East Soln.**

#	Name	ID	Area	%Rec	Area Out
1	1 13C4-PFBA	1800320-01 SPLP East Soln. 0.27419	1.69e4	102.9	NO
2	2 13C5-PFHxA	1800320-01 SPLP East Soln. 0.27419	2.41e4	70.4	NO
3	3 13C3-PFHxS	1800320-01 SPLP East Soln. 0.27419	5.16e3	81.0	NO
4	4 13C8-PFOA	1800320-01 SPLP East Soln. 0.27419	2.36e4	75.8	NO
5	5 13C9-PFNA	1800320-01 SPLP East Soln. 0.27419	2.25e4	79.8	NO
6	6 13C4-PFOS	1800320-01 SPLP East Soln. 0.27419	5.22e3	73.8	NO
7	7 13C6-PFDA	1800320-01 SPLP East Soln. 0.27419	2.03e4	72.7	NO
8	8 13C7-PFUdA	1800320-01 SPLP East Soln. 0.27419	2.39e4	70.7	NO

Dataset: Untitled

Last Altered: Friday, March 09, 2018 15:34:05 Pacific Standard Time

Printed: Friday, March 09, 2018 15:34:22 Pacific Standard Time

**Name: 180308M1\_31, Date: 09-Mar-2018, Time: 00:58:37, ID: 1800320-02 SPLP East Purged 0.27499, Description: SPLP East Purged**

	# Name	ID	Area	%Rec	Area Out
1	1 13C4-PFBA	1800320-02 SPLP East Purged 0.27499	1.68e4	102.3	NO
2	2 13C5-PFHxA	1800320-02 SPLP East Purged 0.27499	2.50e4	72.8	NO
3	3 13C3-PFHxS	1800320-02 SPLP East Purged 0.27499	5.60e3	87.9	NO
4	4 13C8-PFOA	1800320-02 SPLP East Purged 0.27499	2.35e4	75.3	NO
5	5 13C9-PFNA	1800320-02 SPLP East Purged 0.27499	2.15e4	76.3	NO
6	6 13C4-PFOS	1800320-02 SPLP East Purged 0.27499	6.07e3	85.8	NO
7	7 13C6-PFDA	1800320-02 SPLP East Purged 0.27499	2.11e4	75.8	NO
8	8 13C7-PFUdA	1800320-02 SPLP East Purged 0.27499	2.65e4	78.3	NO

**Name: 180308M1\_32, Date: 09-Mar-2018, Time: 01:10:07, ID: 1800320-03 TCLP #1 Soln. 0.28318, Description: TCLP #1 Soln.**

	# Name	ID	Area	%Rec	Area Out
1	1 13C4-PFBA	1800320-03 TCLP #1 Soln. 0.28318	1.77e4	107.9	NO
2	2 13C5-PFHxA	1800320-03 TCLP #1 Soln. 0.28318	2.50e4	73.0	NO
3	3 13C3-PFHxS	1800320-03 TCLP #1 Soln. 0.28318	5.07e3	79.6	NO
4	4 13C8-PFOA	1800320-03 TCLP #1 Soln. 0.28318	2.43e4	77.9	NO
5	5 13C9-PFNA	1800320-03 TCLP #1 Soln. 0.28318	2.88e4	102.5	NO
6	6 13C4-PFOS	1800320-03 TCLP #1 Soln. 0.28318	4.94e3	69.7	NO
7	7 13C6-PFDA	1800320-03 TCLP #1 Soln. 0.28318	2.49e4	89.2	NO
8	8 13C7-PFUdA	1800320-03 TCLP #1 Soln. 0.28318	2.69e4	79.6	NO

**Name: 180308M1\_33, Date: 09-Mar-2018, Time: 01:21:35, ID: 1800320-04 TCLP #1 Purged 0.28361, Description: TCLP #1 Purged**

	# Name	ID	Area	%Rec	Area Out
1	1 13C4-PFBA	1800320-04 TCLP #1 Purged 0.28361	1.74e4	106.3	NO
2	2 13C5-PFHxA	1800320-04 TCLP #1 Purged 0.28361	2.67e4	77.9	NO
3	3 13C3-PFHxS	1800320-04 TCLP #1 Purged 0.28361	4.11e3	64.6	NO
4	4 13C8-PFOA	1800320-04 TCLP #1 Purged 0.28361	2.46e4	79.0	NO
5	5 13C9-PFNA	1800320-04 TCLP #1 Purged 0.28361	2.64e4	93.7	NO
6	6 13C4-PFOS	1800320-04 TCLP #1 Purged 0.28361	5.74e3	81.1	NO
7	7 13C6-PFDA	1800320-04 TCLP #1 Purged 0.28361	1.93e4	69.3	NO
8	8 13C7-PFUdA	1800320-04 TCLP #1 Purged 0.28361	2.29e4	67.8	NO

**Name: 180308M1\_34, Date: 09-Mar-2018, Time: 01:33:02, ID: IPA, Description: IPA**

	# Name	ID	Area	%Rec	Area Out
1	1 13C4-PFBA	IPA			NO
2	2 13C5-PFHxA	IPA	5.23e0	0.0	YES
3	3 13C3-PFHxS	IPA			NO
4	4 13C8-PFOA	IPA			NO
5	5 13C9-PFNA	IPA			NO
6	6 13C4-PFOS	IPA			NO
7	7 13C6-PFDA	IPA			NO
8	8 13C7-PFUdA	IPA			NO

Dataset: Untitled

Last Altered: Friday, March 09, 2018 15:34:05 Pacific Standard Time

Printed: Friday, March 09, 2018 15:34:22 Pacific Standard Time

**Name: 180308M1\_35, Date: 09-Mar-2018, Time: 01:44:32, ID: ST180308M1-11 PFC CS3 18B2317, Description: PFC CS3 18B2317**

	# Name	ID	Area	%Rec	Area Out
1	1 13C4-PFBA	ST180308M1-11 PFC CS3 18B2317	1.66e4	101.0	NO
2	2 13C5-PFHxA	ST180308M1-11 PFC CS3 18B2317	3.63e4	105.9	NO
3	3 13C3-PFHxS	ST180308M1-11 PFC CS3 18B2317	6.41e3	100.7	NO
4	4 13C8-PFOA	ST180308M1-11 PFC CS3 18B2317	3.41e4	109.5	NO
5	5 13C9-PFNA	ST180308M1-11 PFC CS3 18B2317	3.73e4	132.5	NO
6	6 13C4-PFOS	ST180308M1-11 PFC CS3 18B2317	6.74e3	95.2	NO
7	7 13C6-PFDA	ST180308M1-11 PFC CS3 18B2317	2.78e4	99.7	NO
8	8 13C7-PFUDa	ST180308M1-11 PFC CS3 18B2317	3.60e4	106.4	NO

**Name: 180308M1\_36, Date: 09-Mar-2018, Time: 01:56:02, ID: IPA, Description: IPA**

	# Name	ID	Area	%Rec	Area Out
1	1 13C4-PFBA	IPA			NO
2	2 13C5-PFHxA	IPA			NO
3	3 13C3-PFHxS	IPA			NO
4	4 13C8-PFOA	IPA			NO
5	5 13C9-PFNA	IPA			NO
6	6 13C4-PFOS	IPA			NO
7	7 13C6-PFDA	IPA			NO
8	8 13C7-PFUDa	IPA			NO

**Name: 180308M1\_37, Date: 09-Mar-2018, Time: 02:07:30, ID: 1800320-05 Reagent H2O 0.28202, Description: Reagent H2O**

	# Name	ID	Area	%Rec	Area Out
1	1 13C4-PFBA	1800320-05 Reagent H2O 0.28202	1.50e4	91.6	NO
2	2 13C5-PFHxA	1800320-05 Reagent H2O 0.28202	2.43e4	70.9	NO
3	3 13C3-PFHxS	1800320-05 Reagent H2O 0.28202	3.78e3	59.3	NO
4	4 13C8-PFOA	1800320-05 Reagent H2O 0.28202	2.29e4	73.6	NO
5	5 13C9-PFNA	1800320-05 Reagent H2O 0.28202	2.38e4	84.6	NO
6	6 13C4-PFOS	1800320-05 Reagent H2O 0.28202	4.38e3	61.9	NO
7	7 13C6-PFDA	1800320-05 Reagent H2O 0.28202	1.87e4	67.2	NO
8	8 13C7-PFUDa	1800320-05 Reagent H2O 0.28202	2.44e4	72.1	NO

**Name: 180308M1\_38, Date: 09-Mar-2018, Time: 02:18:59, ID: 1800320-06 Reagent H2O Purged 0.26977, Description: Reagent H2O Purged**

	# Name	ID	Area	%Rec	Area Out
1	1 13C4-PFBA	1800320-06 Reagent H2O Purged 0.269...	1.57e4	95.8	NO
2	2 13C5-PFHxA	1800320-06 Reagent H2O Purged 0.269...	2.36e4	68.9	NO
3	3 13C3-PFHxS	1800320-06 Reagent H2O Purged 0.269...	4.89e3	76.8	NO
4	4 13C8-PFOA	1800320-06 Reagent H2O Purged 0.269...	1.98e4	63.6	NO
5	5 13C9-PFNA	1800320-06 Reagent H2O Purged 0.269...	2.39e4	85.1	NO
6	6 13C4-PFOS	1800320-06 Reagent H2O Purged 0.269...	5.34e3	75.4	NO
7	7 13C6-PFDA	1800320-06 Reagent H2O Purged 0.269...	1.79e4	64.1	NO
8	8 13C7-PFUDa	1800320-06 Reagent H2O Purged 0.269...	2.23e4	66.1	NO

Dataset: Untitled

Last Altered: Friday, March 09, 2018 15:34:05 Pacific Standard Time

Printed: Friday, March 09, 2018 15:34:22 Pacific Standard Time

**Name: 180308M1\_39, Date: 09-Mar-2018, Time: 02:30:26, ID: 1800325-01 TWO4 0.12396, Description: TWO4**

	# Name	ID	Area	%Rec	Area Out
1	1 13C4-PFBA	1800325-01 TWO4 0.12396	1.63e4	99.4	NO
2	2 13C5-PFHxA	1800325-01 TWO4 0.12396	1.97e4	57.4	NO
3	3 13C3-PFHxS	1800325-01 TWO4 0.12396	2.38e3	37.4	YES
4	4 13C8-PFOA	1800325-01 TWO4 0.12396	1.74e4	55.8	NO
5	5 13C9-PFNA	1800325-01 TWO4 0.12396	2.62e4	93.2	NO
6	6 13C4-PFOS	1800325-01 TWO4 0.12396	5.01e3	70.7	NO
7	7 13C6-PFDA	1800325-01 TWO4 0.12396	2.27e4	81.5	NO
8	8 13C7-PFUDa	1800325-01 TWO4 0.12396	2.56e4	75.6	NO

**Name: 180308M1\_40, Date: 09-Mar-2018, Time: 02:41:47, ID: B8B0110-BS1 OPR 0.25, Description: OPR**

	# Name	ID	Area	%Rec	Area Out
1	1 13C4-PFBA	B8B0110-BS1 OPR 0.25	9.53e3	58.1	NO
2	2 13C5-PFHxA	B8B0110-BS1 OPR 0.25	1.46e4	42.7	YES
3	3 13C3-PFHxS	B8B0110-BS1 OPR 0.25	3.33e3	52.3	NO
4	4 13C8-PFOA	B8B0110-BS1 OPR 0.25	1.32e4	42.3	YES
5	5 13C9-PFNA	B8B0110-BS1 OPR 0.25	1.41e4	50.0	NO
6	6 13C4-PFOS	B8B0110-BS1 OPR 0.25	3.63e3	51.3	NO
7	7 13C6-PFDA	B8B0110-BS1 OPR 0.25	1.27e4	45.5	YES
8	8 13C7-PFUDa	B8B0110-BS1 OPR 0.25	1.53e4	45.2	YES

**Name: 180308M1\_41, Date: 09-Mar-2018, Time: 02:53:14, ID: B8B0110-BLK1 Method Blank 0.25, Description: Method Blank**

	# Name	ID	Area	%Rec	Area Out
1	1 13C4-PFBA	B8B0110-BLK1 Method Blank 0.25	8.01e3	48.9	YES
2	2 13C5-PFHxA	B8B0110-BLK1 Method Blank 0.25	1.33e4	38.7	YES
3	3 13C3-PFHxS	B8B0110-BLK1 Method Blank 0.25	3.26e3	51.2	NO
4	4 13C8-PFOA	B8B0110-BLK1 Method Blank 0.25	1.47e4	47.2	YES
5	5 13C9-PFNA	B8B0110-BLK1 Method Blank 0.25	1.42e4	50.3	NO
6	6 13C4-PFOS	B8B0110-BLK1 Method Blank 0.25	3.79e3	53.5	NO
7	7 13C6-PFDA	B8B0110-BLK1 Method Blank 0.25	1.18e4	42.3	YES
8	8 13C7-PFUDa	B8B0110-BLK1 Method Blank 0.25	1.60e4	47.3	YES

**Name: 180308M1\_42, Date: 09-Mar-2018, Time: 03:04:41, ID: 1800295-01 CW After carbon 0.12239, Description: CW After carbon**

	# Name	ID	Area	%Rec	Area Out
1	1 13C4-PFBA	1800295-01 CW After carbon 0.12239	6.47e3	39.5	YES
2	2 13C5-PFHxA	1800295-01 CW After carbon 0.12239	1.46e4	42.6	YES
3	3 13C3-PFHxS	1800295-01 CW After carbon 0.12239	3.40e3	53.4	NO
4	4 13C8-PFOA	1800295-01 CW After carbon 0.12239	1.25e4	40.1	YES
5	5 13C9-PFNA	1800295-01 CW After carbon 0.12239	1.50e4	53.4	NO
6	6 13C4-PFOS	1800295-01 CW After carbon 0.12239	3.54e3	49.9	NO
7	7 13C6-PFDA	1800295-01 CW After carbon 0.12239	1.08e4	38.6	YES
8	8 13C7-PFUDa	1800295-01 CW After carbon 0.12239	1.31e4	38.6	YES



Dataset: Untitled

Last Altered: Friday, March 09, 2018 15:34:05 Pacific Standard Time

Printed: Friday, March 09, 2018 15:34:22 Pacific Standard Time

**Name: 180308M1\_43, Date: 09-Mar-2018, Time: 03:16:08, ID: 1800295-02 CW after UF 0.12191, Description: CW after UF**

	# Name	ID	Area	%Rec	Area Out
1	1 13C4-PFBA	1800295-02 CW after UF 0.12191	6.73e3	41.0	YES
2	2 13C5-PFHxA	1800295-02 CW after UF 0.12191	1.62e4	47.4	YES
3	3 13C3-PFHxS	1800295-02 CW after UF 0.12191	3.86e3	60.5	NO
4	4 13C8-PFOA	1800295-02 CW after UF 0.12191	1.57e4	50.3	NO
5	5 13C9-PFNA	1800295-02 CW after UF 0.12191	2.15e4	76.3	NO
6	6 13C4-PFOS	1800295-02 CW after UF 0.12191	4.38e3	61.9	NO
7	7 13C6-PFDA	1800295-02 CW after UF 0.12191	1.74e4	62.3	NO
8	8 13C7-PFUDa	1800295-02 CW after UF 0.12191	1.88e4	55.7	NO

**Name: 180308M1\_44, Date: 09-Mar-2018, Time: 03:27:37, ID: 1800295-03 LP before Carbon 0.12183, Description: LP before Carbon**

	# Name	ID	Area	%Rec	Area Out
1	1 13C4-PFBA	1800295-03 LP before Carbon 0.12183	1.19e4	72.6	NO
2	2 13C5-PFHxA	1800295-03 LP before Carbon 0.12183	1.74e4	50.9	NO
3	3 13C3-PFHxS	1800295-03 LP before Carbon 0.12183	4.39e3	69.0	NO
4	4 13C8-PFOA	1800295-03 LP before Carbon 0.12183	1.74e4	55.9	NO
5	5 13C9-PFNA	1800295-03 LP before Carbon 0.12183	1.99e4	70.6	NO
6	6 13C4-PFOS	1800295-03 LP before Carbon 0.12183	4.54e3	64.2	NO
7	7 13C6-PFDA	1800295-03 LP before Carbon 0.12183	1.73e4	62.1	NO
8	8 13C7-PFUDa	1800295-03 LP before Carbon 0.12183	1.99e4	58.8	NO

**Name: 180308M1\_45, Date: 09-Mar-2018, Time: 03:39:07, ID: 1800310-01 GW1802131205JM 0.26943, Description: GW1802131205JM**

	# Name	ID	Area	%Rec	Area Out
1	1 13C4-PFBA	1800310-01 GW1802131205JM 0.26943	9.63e3	58.8	NO
2	2 13C5-PFHxA	1800310-01 GW1802131205JM 0.26943	1.50e4	43.8	YES
3	3 13C3-PFHxS	1800310-01 GW1802131205JM 0.26943	3.61e3	56.7	NO
4	4 13C8-PFOA	1800310-01 GW1802131205JM 0.26943	1.37e4	43.8	YES
5	5 13C9-PFNA	1800310-01 GW1802131205JM 0.26943	1.51e4	53.8	NO
6	6 13C4-PFOS	1800310-01 GW1802131205JM 0.26943	2.81e3	39.7	YES
7	7 13C6-PFDA	1800310-01 GW1802131205JM 0.26943	1.35e4	48.6	YES
8	8 13C7-PFUDa	1800310-01 GW1802131205JM 0.26943	1.52e4	44.8	YES

**Name: 180308M1\_46, Date: 09-Mar-2018, Time: 03:50:37, ID: 1800310-02 GW1802131250JM 0.269, Description: GW1802131250JM**

	# Name	ID	Area	%Rec	Area Out
1	1 13C4-PFBA	1800310-02 GW1802131250JM 0.269	8.80e3	53.7	NO
2	2 13C5-PFHxA	1800310-02 GW1802131250JM 0.269	1.38e4	40.4	YES
3	3 13C3-PFHxS	1800310-02 GW1802131250JM 0.269	3.09e3	48.5	YES
4	4 13C8-PFOA	1800310-02 GW1802131250JM 0.269	1.52e4	48.9	YES
5	5 13C9-PFNA	1800310-02 GW1802131250JM 0.269	1.66e4	58.9	NO
6	6 13C4-PFOS	1800310-02 GW1802131250JM 0.269	3.29e3	46.5	YES
7	7 13C6-PFDA	1800310-02 GW1802131250JM 0.269	1.23e4	44.0	YES
8	8 13C7-PFUDa	1800310-02 GW1802131250JM 0.269	1.59e4	47.0	YES

Dataset: Untitled

Last Altered: Friday, March 09, 2018 15:34:05 Pacific Standard Time

Printed: Friday, March 09, 2018 15:34:22 Pacific Standard Time

**Name: 180308M1\_47, Date: 09-Mar-2018, Time: 04:02:06, ID: 1800310-04 GW1802131345JM 0.26523, Description: GW1802131345JM**

	# Name	ID	Area	%Rec	Area Out
1	1 13C4-PFBA	1800310-04 GW1802131345JM 0.26523	1.11e4	67.5	NO
2	2 13C5-PFHxA	1800310-04 GW1802131345JM 0.26523	1.63e4	47.6	YES
3	3 13C3-PFHxS	1800310-04 GW1802131345JM 0.26523	3.44e3	54.1	NO
4	4 13C8-PFOA	1800310-04 GW1802131345JM 0.26523	1.43e4	45.7	YES
5	5 13C9-PFNA	1800310-04 GW1802131345JM 0.26523	1.56e4	55.6	NO
6	6 13C4-PFOS	1800310-04 GW1802131345JM 0.26523	3.40e3	48.0	YES
7	7 13C6-PFDA	1800310-04 GW1802131345JM 0.26523	1.50e4	53.8	NO
8	8 13C7-PFUdA	1800310-04 GW1802131345JM 0.26523	1.65e4	48.9	YES

**Name: 180308M1\_48, Date: 09-Mar-2018, Time: 04:13:33, ID: B8B0123-BS1 OPR 0.25, Description: OPR**

	# Name	ID	Area	%Rec	Area Out
1	1 13C4-PFBA	B8B0123-BS1 OPR 0.25	1.09e4	66.7	NO
2	2 13C5-PFHxA	B8B0123-BS1 OPR 0.25	1.67e4	48.7	YES
3	3 13C3-PFHxS	B8B0123-BS1 OPR 0.25	3.31e3	51.9	NO
4	4 13C8-PFOA	B8B0123-BS1 OPR 0.25	1.62e4	52.0	NO
5	5 13C9-PFNA	B8B0123-BS1 OPR 0.25	1.85e4	65.8	NO
6	6 13C4-PFOS	B8B0123-BS1 OPR 0.25	3.85e3	54.4	NO
7	7 13C6-PFDA	B8B0123-BS1 OPR 0.25	1.44e4	51.6	NO
8	8 13C7-PFUdA	B8B0123-BS1 OPR 0.25	1.69e4	49.9	NO

**Name: 180308M1\_49, Date: 09-Mar-2018, Time: 04:25:03, ID: B8B0123-BLK1 Method Blank 0.25, Description: Method Blank**

	# Name	ID	Area	%Rec	Area Out
1	1 13C4-PFBA	B8B0123-BLK1 Method Blank 0.25	1.17e4	71.3	NO
2	2 13C5-PFHxA	B8B0123-BLK1 Method Blank 0.25	1.77e4	51.6	NO
3	3 13C3-PFHxS	B8B0123-BLK1 Method Blank 0.25	3.59e3	56.4	NO
4	4 13C8-PFOA	B8B0123-BLK1 Method Blank 0.25	1.60e4	51.4	NO
5	5 13C9-PFNA	B8B0123-BLK1 Method Blank 0.25	1.81e4	64.3	NO
6	6 13C4-PFOS	B8B0123-BLK1 Method Blank 0.25	3.90e3	55.0	NO
7	7 13C6-PFDA	B8B0123-BLK1 Method Blank 0.25	1.58e4	56.8	NO
8	8 13C7-PFUdA	B8B0123-BLK1 Method Blank 0.25	1.71e4	50.7	NO

**Name: 180308M1\_50, Date: 09-Mar-2018, Time: 04:36:32, ID: 1800311-01 WR1802080910JLB 0.27573, Description: WR1802080910JLB**

	# Name	ID	Area	%Rec	Area Out
1	1 13C4-PFBA	1800311-01 WR1802080910JLB 0.27573	1.13e4	68.9	NO
2	2 13C5-PFHxA	1800311-01 WR1802080910JLB 0.27573	1.60e4	46.8	YES
3	3 13C3-PFHxS	1800311-01 WR1802080910JLB 0.27573	3.70e3	58.1	NO
4	4 13C8-PFOA	1800311-01 WR1802080910JLB 0.27573	1.58e4	50.8	NO
5	5 13C9-PFNA	1800311-01 WR1802080910JLB 0.27573	1.63e4	58.0	NO
6	6 13C4-PFOS	1800311-01 WR1802080910JLB 0.27573	3.50e3	49.4	YES
7	7 13C6-PFDA	1800311-01 WR1802080910JLB 0.27573	1.25e4	44.9	YES
8	8 13C7-PFUdA	1800311-01 WR1802080910JLB 0.27573	1.71e4	50.7	NO

Dataset: Untitled

Last Altered: Friday, March 09, 2018 15:34:05 Pacific Standard Time  
Printed: Friday, March 09, 2018 15:34:22 Pacific Standard Time

Name: 180308M1\_51, Date: 09-Mar-2018, Time: 04:47:59, ID: IPA, Description: IPA

	# Name	ID	Area	%Rec	Area Out
1	1 13C4-PFBA	IPA			NO
2	2 13C5-PFHxA	IPA			NO
3	3 13C3-PFHxS	IPA			NO
4	4 13C8-PFOA	IPA			NO
5	5 13C9-PFNA	IPA			NO
6	6 13C4-PFOS	IPA			NO
7	7 13C6-PFDA	IPA			NO
8	8 13C7-PFUdA	IPA			NO

Name: 180308M1\_52, Date: 09-Mar-2018, Time: 04:59:28, ID: ST180308M1-12 PFC CS3 18B2317, Description: PFC CS3 18B2317

	# Name	ID	Area	%Rec	Area Out
1	1 13C4-PFBA	ST180308M1-12 PFC CS3 18B2317	1.74e4	106.2	NO
2	2 13C5-PFHxA	ST180308M1-12 PFC CS3 18B2317	3.61e4	105.5	NO
3	3 13C3-PFHxS	ST180308M1-12 PFC CS3 18B2317	7.13e3	112.0	NO
4	4 13C8-PFOA	ST180308M1-12 PFC CS3 18B2317	3.89e4	124.7	NO
5	5 13C9-PFNA	ST180308M1-12 PFC CS3 18B2317	3.55e4	126.1	NO
6	6 13C4-PFOS	ST180308M1-12 PFC CS3 18B2317	7.89e3	111.5	NO
7	7 13C6-PFDA	ST180308M1-12 PFC CS3 18B2317	2.61e4	93.8	NO
8	8 13C7-PFUdA	ST180308M1-12 PFC CS3 18B2317	3.32e4	98.3	NO

Name: 180308M1\_53, Date: 09-Mar-2018, Time: 05:10:57, ID: IPA, Description: IPA

	# Name	ID	Area	%Rec	Area Out
1	1 13C4-PFBA	IPA			NO
2	2 13C5-PFHxA	IPA			NO
3	3 13C3-PFHxS	IPA			NO
4	4 13C8-PFOA	IPA			NO
5	5 13C9-PFNA	IPA			NO
6	6 13C4-PFOS	IPA			NO
7	7 13C6-PFDA	IPA			NO
8	8 13C7-PFUdA	IPA			NO

Name: 180308M1\_54, Date: 09-Mar-2018, Time: 05:22:27, ID: 1800311-02 WR1802120845JLB 0.2743, Description: WR1802120845JLB

	# Name	ID	Area	%Rec	Area Out
1	1 13C4-PFBA	1800311-02 WR1802120845JLB 0.2743	1.16e4	70.7	NO
2	2 13C5-PFHxA	1800311-02 WR1802120845JLB 0.2743	1.60e4	46.8	YES
3	3 13C3-PFHxS	1800311-02 WR1802120845JLB 0.2743	3.58e3	56.1	NO
4	4 13C8-PFOA	1800311-02 WR1802120845JLB 0.2743	1.49e4	48.0	YES
5	5 13C9-PFNA	1800311-02 WR1802120845JLB 0.2743	1.57e4	55.7	NO
6	6 13C4-PFOS	1800311-02 WR1802120845JLB 0.2743	3.56e3	50.3	NO
7	7 13C6-PFDA	1800311-02 WR1802120845JLB 0.2743	1.36e4	48.6	YES
8	8 13C7-PFUdA	1800311-02 WR1802120845JLB 0.2743	1.56e4	46.3	YES

Dataset: Untitled

Last Altered: Friday, March 09, 2018 15:34:05 Pacific Standard Time

Printed: Friday, March 09, 2018 15:34:22 Pacific Standard Time

**Name: 180308M1\_55, Date: 09-Mar-2018, Time: 05:33:54, ID: 1800311-03 WEFF1802120850JLB 0.27542, Description: WEFF1802120850JLB**

	# Name	ID	Area	%Rec	Area Out
1	1 13C4-PFBA	1800311-03 WEFF1802120850JLB 0.2...	1.19e4	72.8	NO
2	2 13C5-PFHxA	1800311-03 WEFF1802120850JLB 0.2...	1.77e4	51.6	NO
3	3 13C3-PFHxS	1800311-03 WEFF1802120850JLB 0.2...	3.56e3	55.8	NO
4	4 13C8-PFOA	1800311-03 WEFF1802120850JLB 0.2...	1.65e4	53.1	NO
5	5 13C9-PFNA	1800311-03 WEFF1802120850JLB 0.2...	1.83e4	65.1	NO
6	6 13C4-PFOS	1800311-03 WEFF1802120850JLB 0.2...	4.08e3	57.7	NO
7	7 13C6-PFDA	1800311-03 WEFF1802120850JLB 0.2...	1.40e4	50.3	NO
8	8 13C7-PFUDa	1800311-03 WEFF1802120850JLB 0.2...	1.71e4	50.6	NO

**Name: 180308M1\_56, Date: 09-Mar-2018, Time: 05:45:24, ID: 1800314-01 GW1620180209RAP 0.2674, Description: GW1620180209RAP**

	# Name	ID	Area	%Rec	Area Out
1	1 13C4-PFBA	1800314-01 GW1620180209RAP 0.2674	1.14e4	69.6	NO
2	2 13C5-PFHxA	1800314-01 GW1620180209RAP 0.2674	1.59e4	46.5	YES
3	3 13C3-PFHxS	1800314-01 GW1620180209RAP 0.2674	3.45e3	54.1	NO
4	4 13C8-PFOA	1800314-01 GW1620180209RAP 0.2674	1.42e4	45.7	YES
5	5 13C9-PFNA	1800314-01 GW1620180209RAP 0.2674	1.80e4	64.0	NO
6	6 13C4-PFOS	1800314-01 GW1620180209RAP 0.2674	3.70e3	52.3	NO
7	7 13C6-PFDA	1800314-01 GW1620180209RAP 0.2674	1.49e4	53.5	NO
8	8 13C7-PFUDa	1800314-01 GW1620180209RAP 0.2674	1.57e4	46.4	YES

**Name: 180308M1\_57, Date: 09-Mar-2018, Time: 05:56:51, ID: 1800314-02 GW2630180209RAP 0.26401, Description: GW2630180209RAP**

	# Name	ID	Area	%Rec	Area Out
1	1 13C4-PFBA	1800314-02 GW2630180209RAP 0.264...	1.08e4	65.7	NO
2	2 13C5-PFHxA	1800314-02 GW2630180209RAP 0.264...	1.54e4	45.1	YES
3	3 13C3-PFHxS	1800314-02 GW2630180209RAP 0.264...	3.29e3	51.6	NO
4	4 13C8-PFOA	1800314-02 GW2630180209RAP 0.264...	1.64e4	52.6	NO
5	5 13C9-PFNA	1800314-02 GW2630180209RAP 0.264...	1.67e4	59.3	NO
6	6 13C4-PFOS	1800314-02 GW2630180209RAP 0.264...	3.61e3	51.1	NO
7	7 13C6-PFDA	1800314-02 GW2630180209RAP 0.264...	1.39e4	50.0	NO
8	8 13C7-PFUDa	1800314-02 GW2630180209RAP 0.264...	1.65e4	48.8	YES

**Name: 180308M1\_58, Date: 09-Mar-2018, Time: 06:08:21, ID: 1800326-01 GW3640180212RAP 0.26502, Description: GW3640180212RAP**

	# Name	ID	Area	%Rec	Area Out
1	1 13C4-PFBA	1800326-01 GW3640180212RAP 0.265...	9.50e3	58.0	NO
2	2 13C5-PFHxA	1800326-01 GW3640180212RAP 0.265...	1.35e4	39.5	YES
3	3 13C3-PFHxS	1800326-01 GW3640180212RAP 0.265...	3.53e3	55.4	NO
4	4 13C8-PFOA	1800326-01 GW3640180212RAP 0.265...	1.29e4	41.5	YES
5	5 13C9-PFNA	1800326-01 GW3640180212RAP 0.265...	1.39e4	49.5	YES
6	6 13C4-PFOS	1800326-01 GW3640180212RAP 0.265...	3.69e3	52.1	NO
7	7 13C6-PFDA	1800326-01 GW3640180212RAP 0.265...	1.35e4	48.2	YES
8	8 13C7-PFUDa	1800326-01 GW3640180212RAP 0.265...	1.41e4	41.6	YES

Dataset: Untitled

Last Altered: Friday, March 09, 2018 15:34:05 Pacific Standard Time

Printed: Friday, March 09, 2018 15:34:22 Pacific Standard Time

**Name: 180308M1\_59, Date: 09-Mar-2018, Time: 06:19:50, ID: 1800326-02 GW4448180212RAP 0.26118, Description: GW4448180212RAP**

	# Name	ID	Area	%Rec	Area Out
1	1 13C4-PFBA	1800326-02 GW4448180212RAP 0.261...	1.16e4	70.7	NO
2	2 13C5-PFHxA	1800326-02 GW4448180212RAP 0.261...	1.70e4	49.7	YES
3	3 13C3-PFHxS	1800326-02 GW4448180212RAP 0.261...	3.77e3	59.1	NO
4	4 13C8-PFOA	1800326-02 GW4448180212RAP 0.261...	1.55e4	49.8	YES
5	5 13C9-PFNA	1800326-02 GW4448180212RAP 0.261...	1.69e4	60.2	NO
6	6 13C4-PFOS	1800326-02 GW4448180212RAP 0.261...	3.99e3	56.3	NO
7	7 13C6-PFDA	1800326-02 GW4448180212RAP 0.261...	1.25e4	44.8	YES
8	8 13C7-PFUdA	1800326-02 GW4448180212RAP 0.261...	1.62e4	48.0	YES

**Name: 180308M1\_60, Date: 09-Mar-2018, Time: 06:31:20, ID: 1800326-03 GW5458180213RAP 0.26208, Description: GW5458180213RAP**

	# Name	ID	Area	%Rec	Area Out
1	1 13C4-PFBA	1800326-03 GW5458180213RAP 0.262...	1.06e4	64.6	NO
2	2 13C5-PFHxA	1800326-03 GW5458180213RAP 0.262...	1.63e4	47.6	YES
3	3 13C3-PFHxS	1800326-03 GW5458180213RAP 0.262...	3.21e3	50.4	NO
4	4 13C8-PFOA	1800326-03 GW5458180213RAP 0.262...	1.63e4	52.3	NO
5	5 13C9-PFNA	1800326-03 GW5458180213RAP 0.262...	1.72e4	61.1	NO
6	6 13C4-PFOS	1800326-03 GW5458180213RAP 0.262...	3.66e3	51.7	NO
7	7 13C6-PFDA	1800326-03 GW5458180213RAP 0.262...	1.58e4	56.8	NO
8	8 13C7-PFUdA	1800326-03 GW5458180213RAP 0.262...	1.70e4	50.3	NO

**Name: 180308M1\_61, Date: 09-Mar-2018, Time: 06:42:49, ID: 1800326-04 GW1923180213RAP 0.26858, Description: GW1923180213RAP**

	# Name	ID	Area	%Rec	Area Out
1	1 13C4-PFBA	1800326-04 GW1923180213RAP 0.268...	1.09e4	66.6	NO
2	2 13C5-PFHxA	1800326-04 GW1923180213RAP 0.268...	1.55e4	45.2	YES
3	3 13C3-PFHxS	1800326-04 GW1923180213RAP 0.268...	3.20e3	50.2	NO
4	4 13C8-PFOA	1800326-04 GW1923180213RAP 0.268...	1.71e4	54.9	NO
5	5 13C9-PFNA	1800326-04 GW1923180213RAP 0.268...	1.69e4	59.9	NO
6	6 13C4-PFOS	1800326-04 GW1923180213RAP 0.268...	3.83e3	54.1	NO
7	7 13C6-PFDA	1800326-04 GW1923180213RAP 0.268...	1.47e4	52.6	NO
8	8 13C7-PFUdA	1800326-04 GW1923180213RAP 0.268...	1.54e4	45.5	YES

**Name: 180308M1\_62, Date: 09-Mar-2018, Time: 06:54:18, ID: 1800326-05 GW3034180213RAP 0.2679, Description: GW3034180213RAP**

	# Name	ID	Area	%Rec	Area Out
1	1 13C4-PFBA	1800326-05 GW3034180213RAP 0.2679	1.12e4	68.5	NO
2	2 13C5-PFHxA	1800326-05 GW3034180213RAP 0.2679	1.64e4	47.9	YES
3	3 13C3-PFHxS	1800326-05 GW3034180213RAP 0.2679	3.83e3	60.1	NO
4	4 13C8-PFOA	1800326-05 GW3034180213RAP 0.2679	1.62e4	52.0	NO
5	5 13C9-PFNA	1800326-05 GW3034180213RAP 0.2679	1.60e4	56.9	NO
6	6 13C4-PFOS	1800326-05 GW3034180213RAP 0.2679	4.27e3	60.3	NO
7	7 13C6-PFDA	1800326-05 GW3034180213RAP 0.2679	1.43e4	51.1	NO
8	8 13C7-PFUdA	1800326-05 GW3034180213RAP 0.2679	1.55e4	45.7	YES

Dataset: Untitled

Last Altered: Friday, March 09, 2018 15:34:05 Pacific Standard Time

Printed: Friday, March 09, 2018 15:34:22 Pacific Standard Time

**Name: 180308M1\_63, Date: 09-Mar-2018, Time: 07:05:49, ID: IPA, Description: IPA**

	# Name	ID	Area	%Rec	Area Out
1	1 13C4-PFBA	IPA			NO
2	2 13C5-PFHxA	IPA			NO
3	3 13C3-PFHxS	IPA			NO
4	4 13C8-PFOA	IPA			NO
5	5 13C9-PFNA	IPA			NO
6	6 13C4-PFOS	IPA			NO
7	7 13C6-PFDA	IPA			NO
8	8 13C7-PFUdA	IPA			NO

**Name: 180308M1\_64, Date: 09-Mar-2018, Time: 07:17:16, ID: ST180308M1-13 PFC CS3 18B2317, Description: PFC CS3 18B2317**

	# Name	ID	Area	%Rec	Area Out
1	1 13C4-PFBA	ST180308M1-13 PFC CS3 18B2317	1.69e4	102.8	NO
2	2 13C5-PFHxA	ST180308M1-13 PFC CS3 18B2317	3.93e4	114.7	NO
3	3 13C3-PFHxS	ST180308M1-13 PFC CS3 18B2317	7.09e3	111.2	NO
4	4 13C8-PFOA	ST180308M1-13 PFC CS3 18B2317	3.33e4	106.8	NO
5	5 13C9-PFNA	ST180308M1-13 PFC CS3 18B2317	3.90e4	138.7	NO
6	6 13C4-PFOS	ST180308M1-13 PFC CS3 18B2317	7.97e3	112.6	NO
7	7 13C6-PFDA	ST180308M1-13 PFC CS3 18B2317	2.86e4	102.4	NO
8	8 13C7-PFUdA	ST180308M1-13 PFC CS3 18B2317	3.27e4	96.7	NO

**Name: 180308M1\_65, Date: 09-Mar-2018, Time: 07:28:42, ID: ST180308M1-14 PFC CS0 18C0604, Description: PFC CS0 18C0604**

	# Name	ID	Area	%Rec	Area Out
1	1 13C4-PFBA	ST180308M1-14 PFC CS0 18C0604	1.72e4	105.0	NO
2	2 13C5-PFHxA	ST180308M1-14 PFC CS0 18C0604	3.83e4	111.8	NO
3	3 13C3-PFHxS	ST180308M1-14 PFC CS0 18C0604	7.61e3	119.5	NO
4	4 13C8-PFOA	ST180308M1-14 PFC CS0 18C0604	3.48e4	111.8	NO
5	5 13C9-PFNA	ST180308M1-14 PFC CS0 18C0604	3.84e4	136.6	NO
6	6 13C4-PFOS	ST180308M1-14 PFC CS0 18C0604	8.41e3	118.8	NO
7	7 13C6-PFDA	ST180308M1-14 PFC CS0 18C0604	2.67e4	95.8	NO
8	8 13C7-PFUdA	ST180308M1-14 PFC CS0 18C0604	3.55e4	105.0	NO

**Name: 180308M1\_66, Date: 09-Mar-2018, Time: 07:40:09, ID: IPA, Description: IPA**

	# Name	ID	Area	%Rec	Area Out
1	1 13C4-PFBA	IPA			NO
2	2 13C5-PFHxA	IPA			NO
3	3 13C3-PFHxS	IPA			NO
4	4 13C8-PFOA	IPA			NO
5	5 13C9-PFNA	IPA			NO
6	6 13C4-PFOS	IPA			NO
7	7 13C6-PFDA	IPA	1.20e1	0.0	YES
8	8 13C7-PFUdA	IPA			NO

Dataset: Untitled

Last Altered: Friday, March 09, 2018 15:34:05 Pacific Standard Time

Printed: Friday, March 09, 2018 15:34:22 Pacific Standard Time

**Name: 180308M1\_67, Date: 09-Mar-2018, Time: 07:51:36, ID: 1800326-06 GW4145180214RAP 0.27449, Description: GW4145180214RAP**

	# Name	ID	Area	%Rec	Area Out
1	1 13C4-PFBA	1800326-06 GW4145180214RAP 0.274...	1.07e4	65.0	NO
2	2 13C5-PFHxA	1800326-06 GW4145180214RAP 0.274...	1.68e4	49.1	YES
3	3 13C3-PFHxS	1800326-06 GW4145180214RAP 0.274...	3.13e3	49.2	YES
4	4 13C8-PFOA	1800326-06 GW4145180214RAP 0.274...	1.37e4	44.1	YES
5	5 13C9-PFNA	1800326-06 GW4145180214RAP 0.274...	1.66e4	58.9	NO
6	6 13C4-PFOS	1800326-06 GW4145180214RAP 0.274...	3.87e3	54.6	NO
7	7 13C6-PFDA	1800326-06 GW4145180214RAP 0.274...	1.34e4	48.2	YES
8	8 13C7-PFUDa	1800326-06 GW4145180214RAP 0.274...	1.51e4	44.7	YES

**Name: 180308M1\_68, Date: 09-Mar-2018, Time: 08:03:06, ID: 1800326-07 GW1923180214RAP 0.26822, Description: GW1923180214RAP**

	# Name	ID	Area	%Rec	Area Out
1	1 13C4-PFBA	1800326-07 GW1923180214RAP 0.268...	1.20e4	73.4	NO
2	2 13C5-PFHxA	1800326-07 GW1923180214RAP 0.268...	1.82e4	53.0	NO
3	3 13C3-PFHxS	1800326-07 GW1923180214RAP 0.268...	3.93e3	61.8	NO
4	4 13C8-PFOA	1800326-07 GW1923180214RAP 0.268...	1.76e4	56.5	NO
5	5 13C9-PFNA	1800326-07 GW1923180214RAP 0.268...	1.97e4	70.2	NO
6	6 13C4-PFOS	1800326-07 GW1923180214RAP 0.268...	4.21e3	59.5	NO
7	7 13C6-PFDA	1800326-07 GW1923180214RAP 0.268...	1.61e4	57.9	NO
8	8 13C7-PFUDa	1800326-07 GW1923180214RAP 0.268...	1.72e4	50.8	NO

**Name: 180308M1\_69, Date: 09-Mar-2018, Time: 08:14:33, ID: 1800326-08 GW2933180214RAP 0.27306, Description: GW2933180214RAP**

	# Name	ID	Area	%Rec	Area Out
1	1 13C4-PFBA	1800326-08 GW2933180214RAP 0.273...	1.15e4	70.1	NO
2	2 13C5-PFHxA	1800326-08 GW2933180214RAP 0.273...	1.65e4	48.0	YES
3	3 13C3-PFHxS	1800326-08 GW2933180214RAP 0.273...	3.37e3	52.8	NO
4	4 13C8-PFOA	1800326-08 GW2933180214RAP 0.273...	1.51e4	48.4	YES
5	5 13C9-PFNA	1800326-08 GW2933180214RAP 0.273...	1.77e4	62.9	NO
6	6 13C4-PFOS	1800326-08 GW2933180214RAP 0.273...	4.10e3	57.9	NO
7	7 13C6-PFDA	1800326-08 GW2933180214RAP 0.273...	1.49e4	53.5	NO
8	8 13C7-PFUDa	1800326-08 GW2933180214RAP 0.273...	1.57e4	46.5	YES

**Name: 180308M1\_70, Date: 09-Mar-2018, Time: 08:26:00, ID: 1800326-09 GW3741180215RAP 0.27021, Description: GW3741180215RAP**

	# Name	ID	Area	%Rec	Area Out
1	1 13C4-PFBA	1800326-09 GW3741180215RAP 0.270...	1.10e4	67.2	NO
2	2 13C5-PFHxA	1800326-09 GW3741180215RAP 0.270...	1.69e4	49.4	YES
3	3 13C3-PFHxS	1800326-09 GW3741180215RAP 0.270...	3.86e3	60.6	NO
4	4 13C8-PFOA	1800326-09 GW3741180215RAP 0.270...	1.60e4	51.3	NO
5	5 13C9-PFNA	1800326-09 GW3741180215RAP 0.270...	1.75e4	62.2	NO
6	6 13C4-PFOS	1800326-09 GW3741180215RAP 0.270...	3.70e3	52.2	NO
7	7 13C6-PFDA	1800326-09 GW3741180215RAP 0.270...	1.17e4	41.9	YES
8	8 13C7-PFUDa	1800326-09 GW3741180215RAP 0.270...	1.45e4	42.9	YES

Dataset: Untitled

Last Altered: Friday, March 09, 2018 15:34:05 Pacific Standard Time

Printed: Friday, March 09, 2018 15:34:22 Pacific Standard Time

**Name: 180308M1\_71, Date: 09-Mar-2018, Time: 08:37:29, ID: B8B0094-BS1 OPR 0.25, Description: OPR**

#	Name	ID	Area	%Rec	Area Out
1	1 13C4-PFBA	B8B0094-BS1 OPR 0.25	1.06e4	64.6	NO
2	2 13C5-PFHxA	B8B0094-BS1 OPR 0.25	1.71e4	49.8	YES
3	3 13C3-PFHxS	B8B0094-BS1 OPR 0.25	3.86e3	60.5	NO
4	4 13C8-PFOA	B8B0094-BS1 OPR 0.25	1.59e4	51.1	NO
5	5 13C9-PFNA	B8B0094-BS1 OPR 0.25	1.87e4	66.3	NO
6	6 13C4-PFOS	B8B0094-BS1 OPR 0.25	4.23e3	59.8	NO
7	7 13C6-PFDA	B8B0094-BS1 OPR 0.25	1.97e4	70.5	NO
8	8 13C7-PFUDa	B8B0094-BS1 OPR 0.25	1.58e4	46.7	YES

**Name: 180308M1\_72, Date: 09-Mar-2018, Time: 08:48:58, ID: B8B0094-BLK1 Method Blank 0.25, Description: Method Blank**

#	Name	ID	Area	%Rec	Area Out
1	1 13C4-PFBA	B8B0094-BLK1 Method Blank 0.25	1.00e4	61.2	NO
2	2 13C5-PFHxA	B8B0094-BLK1 Method Blank 0.25	1.68e4	49.0	YES
3	3 13C3-PFHxS	B8B0094-BLK1 Method Blank 0.25	3.97e3	62.3	NO
4	4 13C8-PFOA	B8B0094-BLK1 Method Blank 0.25	1.69e4	54.3	NO
5	5 13C9-PFNA	B8B0094-BLK1 Method Blank 0.25	1.66e4	59.2	NO
6	6 13C4-PFOS	B8B0094-BLK1 Method Blank 0.25	4.24e3	59.9	NO
7	7 13C6-PFDA	B8B0094-BLK1 Method Blank 0.25	1.63e4	58.3	NO
8	8 13C7-PFUDa	B8B0094-BLK1 Method Blank 0.25	1.82e4	53.9	NO

**Name: 180308M1\_73, Date: 09-Mar-2018, Time: 09:00:28, ID: 1800288-01 GW1802060920AB 0.26164, Description: GW1802060920AB**

#	Name	ID	Area	%Rec	Area Out
1	1 13C4-PFBA	1800288-01 GW1802060920AB 0.26164	9.77e3	59.6	NO
2	2 13C5-PFHxA	1800288-01 GW1802060920AB 0.26164	1.37e4	39.9	YES
3	3 13C3-PFHxS	1800288-01 GW1802060920AB 0.26164	3.86e3	60.6	NO
4	4 13C8-PFOA	1800288-01 GW1802060920AB 0.26164	1.54e4	49.4	YES
5	5 13C9-PFNA	1800288-01 GW1802060920AB 0.26164	1.77e4	62.8	NO
6	6 13C4-PFOS	1800288-01 GW1802060920AB 0.26164	3.89e3	55.0	NO
7	7 13C6-PFDA	1800288-01 GW1802060920AB 0.26164	1.56e4	55.9	NO
8	8 13C7-PFUDa	1800288-01 GW1802060920AB 0.26164	1.72e4	50.9	NO

**Name: 180308M1\_74, Date: 09-Mar-2018, Time: 09:11:57, ID: 1800288-02 FB1802060915AB 0.25306, Description: FB1802060915AB**

#	Name	ID	Area	%Rec	Area Out
1	1 13C4-PFBA	1800288-02 FB1802060915AB 0.25306	1.13e4	68.8	NO
2	2 13C5-PFHxA	1800288-02 FB1802060915AB 0.25306	1.70e4	49.7	YES
3	3 13C3-PFHxS	1800288-02 FB1802060915AB 0.25306	3.90e3	61.2	NO
4	4 13C8-PFOA	1800288-02 FB1802060915AB 0.25306	1.78e4	57.1	NO
5	5 13C9-PFNA	1800288-02 FB1802060915AB 0.25306	1.96e4	69.6	NO
6	6 13C4-PFOS	1800288-02 FB1802060915AB 0.25306	4.32e3	61.0	NO
7	7 13C6-PFDA	1800288-02 FB1802060915AB 0.25306	1.72e4	61.7	NO
8	8 13C7-PFUDa	1800288-02 FB1802060915AB 0.25306	1.98e4	58.5	NO



Dataset: Untitled

Last Altered: Friday, March 09, 2018 15:34:05 Pacific Standard Time

Printed: Friday, March 09, 2018 15:34:22 Pacific Standard Time

**Name: 180308M1\_75, Date: 09-Mar-2018, Time: 09:23:27, ID: 1800288-03 GW1802061145AB 0.2619, Description: GW1802061145AB**

	# Name	ID	Area	%Rec	Area Out
1	1 13C4-PFBA	1800288-03 GW1802061145AB 0.2619	9.36e3	57.1	NO
2	2 13C5-PFHxA	1800288-03 GW1802061145AB 0.2619	1.46e4	42.6	YES
3	3 13C3-PFHxS	1800288-03 GW1802061145AB 0.2619	3.94e3	61.9	NO
4	4 13C8-PFOA	1800288-03 GW1802061145AB 0.2619	1.50e4	48.3	YES
5	5 13C9-PFNA	1800288-03 GW1802061145AB 0.2619	1.49e4	53.1	NO
6	6 13C4-PFOS	1800288-03 GW1802061145AB 0.2619	3.80e3	53.7	NO
7	7 13C6-PFDA	1800288-03 GW1802061145AB 0.2619	1.30e4	46.6	YES
8	8 13C7-PFUDa	1800288-03 GW1802061145AB 0.2619	1.70e4	50.4	NO

**Name: 180308M1\_76, Date: 09-Mar-2018, Time: 09:34:54, ID: 1800288-04 GW1802061405AB 0.2559, Description: GW1802061405AB**

	# Name	ID	Area	%Rec	Area Out
1	1 13C4-PFBA	1800288-04 GW1802061405AB 0.2559	8.68e3	52.9	NO
2	2 13C5-PFHxA	1800288-04 GW1802061405AB 0.2559	1.40e4	40.8	YES
3	3 13C3-PFHxS	1800288-04 GW1802061405AB 0.2559	3.82e3	60.0	NO
4	4 13C8-PFOA	1800288-04 GW1802061405AB 0.2559	1.40e4	44.8	YES
5	5 13C9-PFNA	1800288-04 GW1802061405AB 0.2559	1.69e4	60.2	NO
6	6 13C4-PFOS	1800288-04 GW1802061405AB 0.2559	4.15e3	58.6	NO
7	7 13C6-PFDA	1800288-04 GW1802061405AB 0.2559	1.37e4	49.2	YES
8	8 13C7-PFUDa	1800288-04 GW1802061405AB 0.2559	1.67e4	49.4	YES

**Name: 180308M1\_77, Date: 09-Mar-2018, Time: 09:46:21, ID: 1800288-05 GW1802061545AB 0.25645, Description: GW1802061545AB**

	# Name	ID	Area	%Rec	Area Out
1	1 13C4-PFBA	1800288-05 GW1802061545AB 0.25645	9.51e3	58.0	NO
2	2 13C5-PFHxA	1800288-05 GW1802061545AB 0.25645	1.53e4	44.6	YES
3	3 13C3-PFHxS	1800288-05 GW1802061545AB 0.25645	3.77e3	59.2	NO
4	4 13C8-PFOA	1800288-05 GW1802061545AB 0.25645	1.47e4	47.3	YES
5	5 13C9-PFNA	1800288-05 GW1802061545AB 0.25645	1.66e4	58.9	NO
6	6 13C4-PFOS	1800288-05 GW1802061545AB 0.25645	3.47e3	49.0	YES
7	7 13C6-PFDA	1800288-05 GW1802061545AB 0.25645	1.44e4	51.6	NO
8	8 13C7-PFUDa	1800288-05 GW1802061545AB 0.25645	1.73e4	51.2	NO

**Name: 180308M1\_78, Date: 09-Mar-2018, Time: 09:57:47, ID: 1800288-06 GW1802061645AB 0.25637, Description: GW1802061645AB**

	# Name	ID	Area	%Rec	Area Out
1	1 13C4-PFBA	1800288-06 GW1802061645AB 0.25637	7.82e3	47.7	YES
2	2 13C5-PFHxA	1800288-06 GW1802061645AB 0.25637	1.21e4	35.3	YES
3	3 13C3-PFHxS	1800288-06 GW1802061645AB 0.25637	3.64e3	57.2	NO
4	4 13C8-PFOA	1800288-06 GW1802061645AB 0.25637	1.22e4	39.0	YES
5	5 13C9-PFNA	1800288-06 GW1802061645AB 0.25637	1.36e4	48.5	YES
6	6 13C4-PFOS	1800288-06 GW1802061645AB 0.25637	3.38e3	47.8	YES
7	7 13C6-PFDA	1800288-06 GW1802061645AB 0.25637	1.23e4	44.1	YES
8	8 13C7-PFUDa	1800288-06 GW1802061645AB 0.25637	1.56e4	46.2	YES

Dataset: Untitled

Last Altered: Friday, March 09, 2018 15:34:05 Pacific Standard Time

Printed: Friday, March 09, 2018 15:34:22 Pacific Standard Time

**Name: 180308M1\_79, Date: 09-Mar-2018, Time: 10:09:17, ID: 1800288-07 EB021802060928MK 0.2632, Description: EB021802060928MK**

	# Name	ID	Area	%Rec	Area Out
1	1 13C4-PFBA	1800288-07 EB021802060928MK 0.2632	9.10e3	55.5	NO
2	2 13C5-PFHxA	1800288-07 EB021802060928MK 0.2632	1.43e4	41.7	YES
3	3 13C3-PFHxS	1800288-07 EB021802060928MK 0.2632	3.67e3	57.6	NO
4	4 13C8-PFOA	1800288-07 EB021802060928MK 0.2632	1.41e4	45.3	YES
5	5 13C9-PFNA	1800288-07 EB021802060928MK 0.2632	1.93e4	68.6	NO
6	6 13C4-PFOS	1800288-07 EB021802060928MK 0.2632	3.67e3	51.9	NO
7	7 13C6-PFDA	1800288-07 EB021802060928MK 0.2632	1.61e4	57.7	NO
8	8 13C7-PFUDa	1800288-07 EB021802060928MK 0.2632	1.54e4	45.4	YES

**Name: 180308M1\_80, Date: 09-Mar-2018, Time: 10:20:47, ID: 1800288-08 GW1802061100MK 0.25772, Description: GW1802061100MK**

	# Name	ID	Area	%Rec	Area Out
1	1 13C4-PFBA	1800288-08 GW1802061100MK 0.25772	8.85e3	54.0	NO
2	2 13C5-PFHxA	1800288-08 GW1802061100MK 0.25772	1.30e4	38.0	YES
3	3 13C3-PFHxS	1800288-08 GW1802061100MK 0.25772	3.76e3	59.1	NO
4	4 13C8-PFOA	1800288-08 GW1802061100MK 0.25772	1.51e4	48.5	YES
5	5 13C9-PFNA	1800288-08 GW1802061100MK 0.25772	1.51e4	53.6	NO
6	6 13C4-PFOS	1800288-08 GW1802061100MK 0.25772	3.82e3	54.0	NO
7	7 13C6-PFDA	1800288-08 GW1802061100MK 0.25772	1.34e4	48.2	YES
8	8 13C7-PFUDa	1800288-08 GW1802061100MK 0.25772	1.63e4	48.3	YES

**Name: 180308M1\_81, Date: 09-Mar-2018, Time: 10:32:17, ID: IPA, Description: IPA**

	# Name	ID	Area	%Rec	Area Out
1	1 13C4-PFBA	IPA			NO
2	2 13C5-PFHxA	IPA			NO
3	3 13C3-PFHxS	IPA			NO
4	4 13C8-PFOA	IPA			NO
5	5 13C9-PFNA	IPA			NO
6	6 13C4-PFOS	IPA			NO
7	7 13C6-PFDA	IPA			NO
8	8 13C7-PFUDa	IPA			NO

**Name: 180308M1\_82, Date: 09-Mar-2018, Time: 10:43:46, ID: ST180308M1-15 PFC CS3 18B2317, Description: PFC CS3 18B2317**

	# Name	ID	Area	%Rec	Area Out
1	1 13C4-PFBA	ST180308M1-15 PFC CS3 18B2317	1.87e4	113.9	NO
2	2 13C5-PFHxA	ST180308M1-15 PFC CS3 18B2317	3.77e4	109.9	NO
3	3 13C3-PFHxS	ST180308M1-15 PFC CS3 18B2317	7.39e3	116.0	NO
4	4 13C8-PFOA	ST180308M1-15 PFC CS3 18B2317	3.61e4	116.0	NO
5	5 13C9-PFNA	ST180308M1-15 PFC CS3 18B2317	3.66e4	130.0	NO
6	6 13C4-PFOS	ST180308M1-15 PFC CS3 18B2317	7.41e3	104.6	NO
7	7 13C6-PFDA	ST180308M1-15 PFC CS3 18B2317	3.61e4	129.6	NO
8	8 13C7-PFUDa	ST180308M1-15 PFC CS3 18B2317	4.05e4	119.8	NO

Dataset: Untitled

Last Altered: Friday, March 09, 2018 15:34:05 Pacific Standard Time

Printed: Friday, March 09, 2018 15:34:22 Pacific Standard Time

**Name: 180308M1\_83, Date: 09-Mar-2018, Time: 10:55:16, ID: IPA, Description: IPA**

	# Name	ID	Area	%Rec	Area Out
1	1 13C4-PFBA	IPA			NO
2	2 13C5-PFHxA	IPA			NO
3	3 13C3-PFHxS	IPA			NO
4	4 13C8-PFOA	IPA			NO
5	5 13C9-PFNA	IPA			NO
6	6 13C4-PFOS	IPA			NO
7	7 13C6-PFDA	IPA			NO
8	8 13C7-PFUdA	IPA			NO

**Name: 180308M1\_84, Date: 09-Mar-2018, Time: 11:06:44, ID: 1800288-09 GW1802061205MK 0.26142, Description: GW1802061205MK**

	# Name	ID	Area	%Rec	Area Out
1	1 13C4-PFBA	1800288-09 GW1802061205MK 0.26142	8.82e3	53.8	NO
2	2 13C5-PFHxA	1800288-09 GW1802061205MK 0.26142	1.38e4	40.4	YES
3	3 13C3-PFHxS	1800288-09 GW1802061205MK 0.26142	3.61e3	56.7	NO
4	4 13C8-PFOA	1800288-09 GW1802061205MK 0.26142	1.46e4	46.7	YES
5	5 13C9-PFNA	1800288-09 GW1802061205MK 0.26142	1.57e4	55.9	NO
6	6 13C4-PFOS	1800288-09 GW1802061205MK 0.26142	3.81e3	53.8	NO
7	7 13C6-PFDA	1800288-09 GW1802061205MK 0.26142	1.30e4	46.5	YES
8	8 13C7-PFUdA	1800288-09 GW1802061205MK 0.26142	1.49e4	44.2	YES

**Name: 180308M1\_85, Date: 09-Mar-2018, Time: 11:18:14, ID: 1800288-10 GW1802061525MK 0.2581, Description: GW1802061525MK**

	# Name	ID	Area	%Rec	Area Out
1	1 13C4-PFBA	1800288-10 GW1802061525MK 0.2581	9.95e3	60.7	NO
2	2 13C5-PFHxA	1800288-10 GW1802061525MK 0.2581	1.54e4	44.9	YES
3	3 13C3-PFHxS	1800288-10 GW1802061525MK 0.2581	3.42e3	53.7	NO
4	4 13C8-PFOA	1800288-10 GW1802061525MK 0.2581	1.50e4	48.3	YES
5	5 13C9-PFNA	1800288-10 GW1802061525MK 0.2581	1.69e4	60.1	NO
6	6 13C4-PFOS	1800288-10 GW1802061525MK 0.2581	3.86e3	54.5	NO
7	7 13C6-PFDA	1800288-10 GW1802061525MK 0.2581	1.56e4	56.0	NO
8	8 13C7-PFUdA	1800288-10 GW1802061525MK 0.2581	1.37e4	40.5	YES

**Name: 180308M1\_86, Date: 09-Mar-2018, Time: 11:29:44, ID: 1800288-11 GW1802061635MK 0.26369, Description: GW1802061635MK**

	# Name	ID	Area	%Rec	Area Out
1	1 13C4-PFBA	1800288-11 GW1802061635MK 0.26369	9.71e3	59.2	NO
2	2 13C5-PFHxA	1800288-11 GW1802061635MK 0.26369	1.57e4	45.8	YES
3	3 13C3-PFHxS	1800288-11 GW1802061635MK 0.26369	4.31e3	67.7	NO
4	4 13C8-PFOA	1800288-11 GW1802061635MK 0.26369	1.62e4	52.1	NO
5	5 13C9-PFNA	1800288-11 GW1802061635MK 0.26369	1.60e4	57.0	NO
6	6 13C4-PFOS	1800288-11 GW1802061635MK 0.26369	4.39e3	62.0	NO
7	7 13C6-PFDA	1800288-11 GW1802061635MK 0.26369	1.37e4	49.1	YES
8	8 13C7-PFUdA	1800288-11 GW1802061635MK 0.26369	1.82e4	53.9	NO

Dataset: Untitled

Last Altered: Friday, March 09, 2018 15:34:05 Pacific Standard Time

Printed: Friday, March 09, 2018 15:34:22 Pacific Standard Time

**Name: 180308M1\_87, Date: 09-Mar-2018, Time: 11:41:14, ID: 1800288-12 GW1802061755MK 0.26248, Description: GW1802061755MK**

	# Name	ID	Area	%Rec	Area Out
1	1 13C4-PFBA	1800288-12 GW1802061755MK 0.26248	8.21e3	50.1	NO
2	2 13C5-PFHxA	1800288-12 GW1802061755MK 0.26248	1.23e4	35.8	YES
3	3 13C3-PFHxS	1800288-12 GW1802061755MK 0.26248	3.65e3	57.4	NO
4	4 13C8-PFOA	1800288-12 GW1802061755MK 0.26248	1.31e4	42.0	YES
5	5 13C9-PFNA	1800288-12 GW1802061755MK 0.26248	1.53e4	54.3	NO
6	6 13C4-PFOS	1800288-12 GW1802061755MK 0.26248	4.30e3	60.8	NO
7	7 13C6-PFDA	1800288-12 GW1802061755MK 0.26248	1.32e4	47.3	YES
8	8 13C7-PFUDa	1800288-12 GW1802061755MK 0.26248	1.40e4	41.4	YES

**Name: 180308M1\_88, Date: 09-Mar-2018, Time: 11:52:41, ID: 1800288-13 GW1802061800MKDUP 0.26477, Description: GW1802061800MKDUP**

	# Name	ID	Area	%Rec	Area Out
1	1 13C4-PFBA	1800288-13 GW1802061800MKDUP 0....	9.57e3	58.4	NO
2	2 13C5-PFHxA	1800288-13 GW1802061800MKDUP 0....	1.46e4	42.7	YES
3	3 13C3-PFHxS	1800288-13 GW1802061800MKDUP 0....	4.05e3	63.7	NO
4	4 13C8-PFOA	1800288-13 GW1802061800MKDUP 0....	1.53e4	49.0	YES
5	5 13C9-PFNA	1800288-13 GW1802061800MKDUP 0....	1.56e4	55.5	NO
6	6 13C4-PFOS	1800288-13 GW1802061800MKDUP 0....	4.40e3	62.2	NO
7	7 13C6-PFDA	1800288-13 GW1802061800MKDUP 0....	1.32e4	47.2	YES
8	8 13C7-PFUDa	1800288-13 GW1802061800MKDUP 0....	1.47e4	43.6	YES

**Name: 180308M1\_89, Date: 09-Mar-2018, Time: 12:04:11, ID: B8B0051-BS1 OPR 1, Description: OPR**

	# Name	ID	Area	%Rec	Area Out
1	1 13C4-PFBA	B8B0051-BS1 OPR 1	9.58e3	58.5	NO
2	2 13C5-PFHxA	B8B0051-BS1 OPR 1	1.45e4	42.2	YES
3	3 13C3-PFHxS	B8B0051-BS1 OPR 1	3.33e3	52.3	NO
4	4 13C8-PFOA	B8B0051-BS1 OPR 1	1.63e4	52.2	NO
5	5 13C9-PFNA	B8B0051-BS1 OPR 1	1.74e4	62.0	NO
6	6 13C4-PFOS	B8B0051-BS1 OPR 1	3.89e3	54.9	NO
7	7 13C6-PFDA	B8B0051-BS1 OPR 1	1.55e4	55.5	NO
8	8 13C7-PFUDa	B8B0051-BS1 OPR 1	1.72e4	50.8	NO

**Name: 180308M1\_90, Date: 09-Mar-2018, Time: 12:15:38, ID: B8B0051-BS2 OPR 1, Description: OPR**

	# Name	ID	Area	%Rec	Area Out
1	1 13C4-PFBA	B8B0051-BS2 OPR 1	9.42e3	57.5	NO
2	2 13C5-PFHxA	B8B0051-BS2 OPR 1	1.49e4	43.6	YES
3	3 13C3-PFHxS	B8B0051-BS2 OPR 1	3.60e3	56.5	NO
4	4 13C8-PFOA	B8B0051-BS2 OPR 1	1.50e4	48.1	YES
5	5 13C9-PFNA	B8B0051-BS2 OPR 1	1.52e4	54.1	NO
6	6 13C4-PFOS	B8B0051-BS2 OPR 1	3.90e3	55.1	NO
7	7 13C6-PFDA	B8B0051-BS2 OPR 1	1.32e4	47.3	YES
8	8 13C7-PFUDa	B8B0051-BS2 OPR 1	1.75e4	51.9	NO

Dataset: Untitled

Last Altered: Friday, March 09, 2018 15:34:05 Pacific Standard Time

Printed: Friday, March 09, 2018 15:34:22 Pacific Standard Time

**Name: 180308M1\_91, Date: 09-Mar-2018, Time: 12:27:07, ID: B8B0051-BS3 OPR 1, Description: OPR**

	# Name	ID	Area	%Rec	Area Out
1	1 13C4-PFBA	B8B0051-BS3 OPR 1	1.10e4	67.3	NO
2	2 13C5-PFHxA	B8B0051-BS3 OPR 1	1.68e4	49.0	YES
3	3 13C3-PFHxS	B8B0051-BS3 OPR 1	3.56e3	55.9	NO
4	4 13C8-PFOA	B8B0051-BS3 OPR 1	1.68e4	53.9	NO
5	5 13C9-PFNA	B8B0051-BS3 OPR 1	1.88e4	66.8	NO
6	6 13C4-PFOS	B8B0051-BS3 OPR 1	3.44e3	48.6	YES
7	7 13C6-PFDA	B8B0051-BS3 OPR 1	1.52e4	54.4	NO
8	8 13C7-PFUdA	B8B0051-BS3 OPR 1	1.90e4	56.2	NO

**Name: 180308M1\_92, Date: 09-Mar-2018, Time: 12:38:37, ID: B8B0051-BS4 OPR 1, Description: OPR**

	# Name	ID	Area	%Rec	Area Out
1	1 13C4-PFBA	B8B0051-BS4 OPR 1	1.00e4	61.2	NO
2	2 13C5-PFHxA	B8B0051-BS4 OPR 1	1.53e4	44.7	YES
3	3 13C3-PFHxS	B8B0051-BS4 OPR 1	3.96e3	62.1	NO
4	4 13C8-PFOA	B8B0051-BS4 OPR 1	1.62e4	52.1	NO
5	5 13C9-PFNA	B8B0051-BS4 OPR 1	1.61e4	57.2	NO
6	6 13C4-PFOS	B8B0051-BS4 OPR 1	3.99e3	56.3	NO
7	7 13C6-PFDA	B8B0051-BS4 OPR 1	1.63e4	58.6	NO
8	8 13C7-PFUdA	B8B0051-BS4 OPR 1	1.80e4	53.2	NO

**Name: 180308M1\_93, Date: 09-Mar-2018, Time: 12:50:04, ID: B8B0051-BS5 OPR 1, Description: OPR**

	# Name	ID	Area	%Rec	Area Out
1	1 13C4-PFBA	B8B0051-BS5 OPR 1	1.08e4	66.0	NO
2	2 13C5-PFHxA	B8B0051-BS5 OPR 1	1.65e4	48.1	YES
3	3 13C3-PFHxS	B8B0051-BS5 OPR 1	3.57e3	56.0	NO
4	4 13C8-PFOA	B8B0051-BS5 OPR 1	1.56e4	50.1	NO
5	5 13C9-PFNA	B8B0051-BS5 OPR 1	1.85e4	65.6	NO
6	6 13C4-PFOS	B8B0051-BS5 OPR 1	4.65e3	65.7	NO
7	7 13C6-PFDA	B8B0051-BS5 OPR 1	1.34e4	48.0	YES
8	8 13C7-PFUdA	B8B0051-BS5 OPR 1	1.76e4	52.1	NO

**Name: 180308M1\_94, Date: 09-Mar-2018, Time: 13:01:31, ID: B8B0051-BS6 OPR 1, Description: OPR**

	# Name	ID	Area	%Rec	Area Out
1	1 13C4-PFBA	B8B0051-BS6 OPR 1	1.08e4	65.8	NO
2	2 13C5-PFHxA	B8B0051-BS6 OPR 1	1.63e4	47.7	YES
3	3 13C3-PFHxS	B8B0051-BS6 OPR 1	4.27e3	67.0	NO
4	4 13C8-PFOA	B8B0051-BS6 OPR 1	1.60e4	51.4	NO
5	5 13C9-PFNA	B8B0051-BS6 OPR 1	1.87e4	66.4	NO
6	6 13C4-PFOS	B8B0051-BS6 OPR 1	4.27e3	60.3	NO
7	7 13C6-PFDA	B8B0051-BS6 OPR 1	1.69e4	60.6	NO
8	8 13C7-PFUdA	B8B0051-BS6 OPR 1	1.94e4	57.4	NO

Dataset: Untitled

Last Altered: Friday, March 09, 2018 15:34:05 Pacific Standard Time

Printed: Friday, March 09, 2018 15:34:22 Pacific Standard Time

**Name: 180308M1\_95, Date: 09-Mar-2018, Time: 13:12:58, ID: B8B0051-BS7 OPR 1, Description: OPR**

#	Name	ID	Area	%Rec	Area Out
1	1 13C4-PFBA	B8B0051-BS7 OPR 1	1.05e4	63.8	NO
2	2 13C5-PFHxA	B8B0051-BS7 OPR 1	1.61e4	46.9	YES
3	3 13C3-PFHxS	B8B0051-BS7 OPR 1	3.92e3	61.5	NO
4	4 13C8-PFOA	B8B0051-BS7 OPR 1	1.58e4	50.6	NO
5	5 13C9-PFNA	B8B0051-BS7 OPR 1	1.59e4	56.6	NO
6	6 13C4-PFOS	B8B0051-BS7 OPR 1	4.06e3	57.4	NO
7	7 13C6-PFDA	B8B0051-BS7 OPR 1	1.33e4	47.8	YES
8	8 13C7-PFUdA	B8B0051-BS7 OPR 1	2.11e4	62.5	NO

**Name: 180308M1\_96, Date: 09-Mar-2018, Time: 13:24:25, ID: B8B0051-BLK1 Method Blank 1, Description: Method Blank**

#	Name	ID	Area	%Rec	Area Out
1	1 13C4-PFBA	B8B0051-BLK1 Method Blank 1	8.97e3	54.7	NO
2	2 13C5-PFHxA	B8B0051-BLK1 Method Blank 1	1.39e4	40.5	YES
3	3 13C3-PFHxS	B8B0051-BLK1 Method Blank 1	3.34e3	52.4	NO
4	4 13C8-PFOA	B8B0051-BLK1 Method Blank 1	1.35e4	43.2	YES
5	5 13C9-PFNA	B8B0051-BLK1 Method Blank 1	1.69e4	60.1	NO
6	6 13C4-PFOS	B8B0051-BLK1 Method Blank 1	2.82e3	39.8	YES
7	7 13C6-PFDA	B8B0051-BLK1 Method Blank 1	1.26e4	45.1	YES
8	8 13C7-PFUdA	B8B0051-BLK1 Method Blank 1	1.56e4	46.1	YES

**Name: 180308M1\_97, Date: 09-Mar-2018, Time: 13:35:55, ID: IPA, Description: IPA**

#	Name	ID	Area	%Rec	Area Out
1	1 13C4-PFBA	IPA			NO
2	2 13C5-PFHxA	IPA			NO
3	3 13C3-PFHxS	IPA			NO
4	4 13C8-PFOA	IPA			NO
5	5 13C9-PFNA	IPA			NO
6	6 13C4-PFOS	IPA			NO
7	7 13C6-PFDA	IPA			NO
8	8 13C7-PFUdA	IPA			NO

**Name: 180308M1\_98, Date: 09-Mar-2018, Time: 13:47:24, ID: ST180308M1-16 PFC CS3 18B2317, Description: PFC CS3 18B2317**

#	Name	ID	Area	%Rec	Area Out
1	1 13C4-PFBA	ST180308M1-16 PFC CS3 18B2317	1.81e4	110.6	NO
2	2 13C5-PFHxA	ST180308M1-16 PFC CS3 18B2317	4.02e4	117.3	NO
3	3 13C3-PFHxS	ST180308M1-16 PFC CS3 18B2317	8.18e3	128.5	NO
4	4 13C8-PFOA	ST180308M1-16 PFC CS3 18B2317	3.84e4	123.3	NO
5	5 13C9-PFNA	ST180308M1-16 PFC CS3 18B2317	3.86e4	137.1	NO
6	6 13C4-PFOS	ST180308M1-16 PFC CS3 18B2317	8.16e3	115.2	NO
7	7 13C6-PFDA	ST180308M1-16 PFC CS3 18B2317	4.07e4	146.1	NO
8	8 13C7-PFUdA	ST180308M1-16 PFC CS3 18B2317	4.07e4	120.3	NO

Dataset: Untitled

Last Altered: Friday, March 09, 2018 14:46:32 Pacific Standard Time

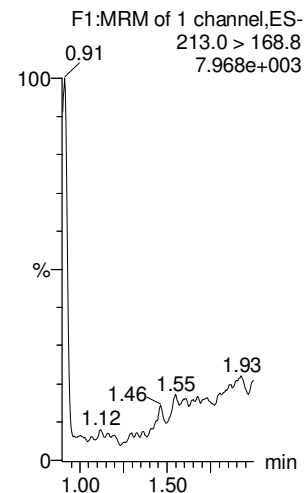
Printed: Friday, March 09, 2018 14:46:47 Pacific Standard Time

Method: F:\Projects\PFAS.PRO\MethDB\PFAS\_FULL\_80C\_030818.mdb 09 Mar 2018 14:08:23

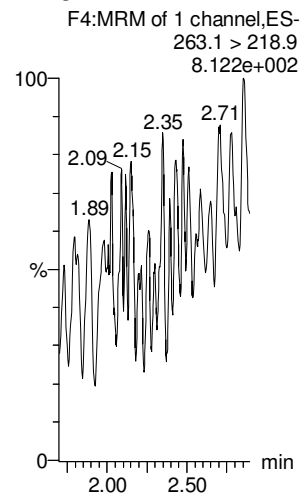
Calibration: F:\Projects\PFAS.PRO\CurveDB\C18\_VAL-PFAS\_Q4\_03-08-18-FULL.cdb 09 Mar 2018 14:29:30

Name: 180308M1\_12, Date: 08-Mar-2018, Time: 21:20:28, ID: IPA, Description: IPA

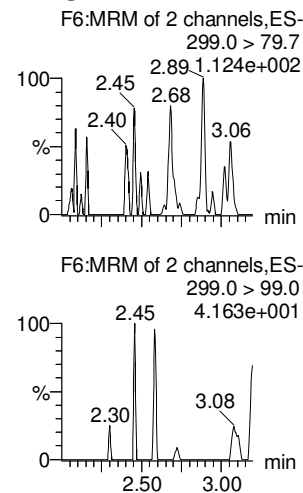
**PFBA**



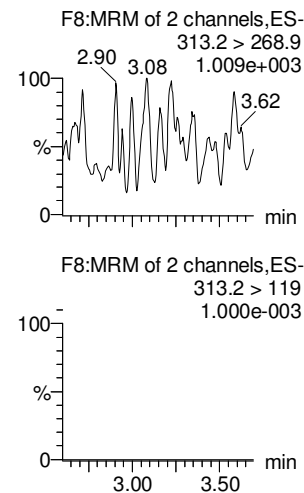
**PFPeA**



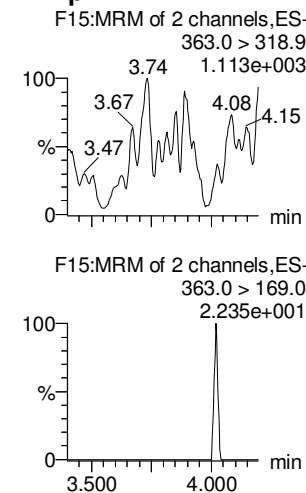
**PFBS**



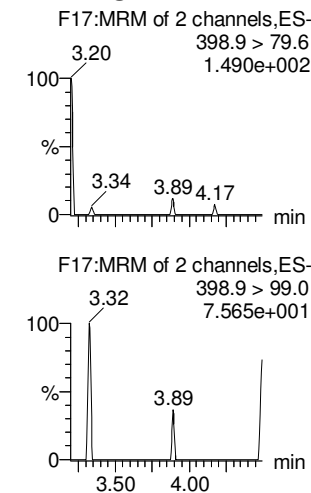
**PFHxA**



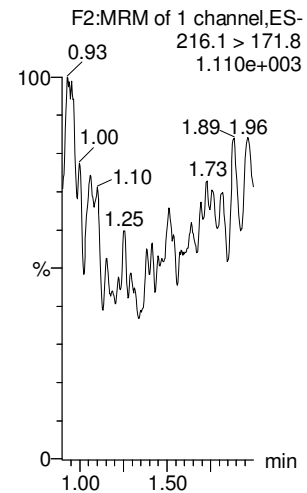
**PFHpA**



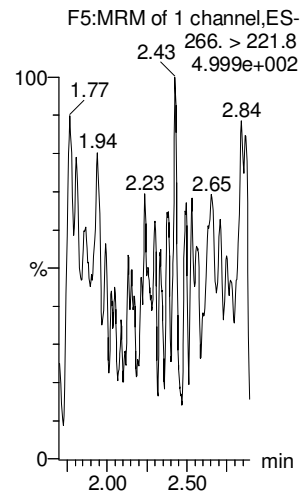
**L-PFHxS**



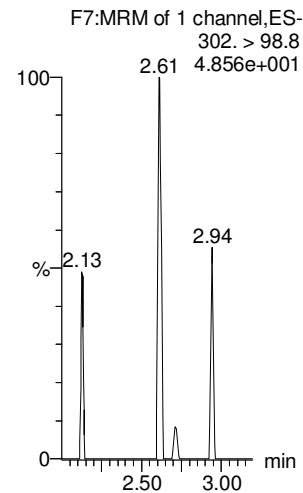
**13C3-PFBA**



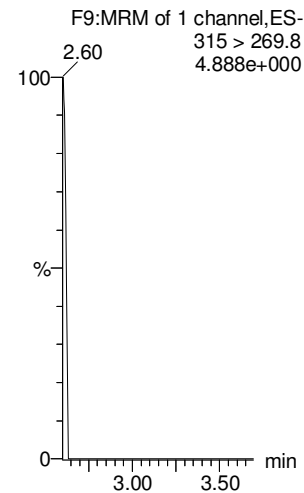
**13C3-PFPeA**



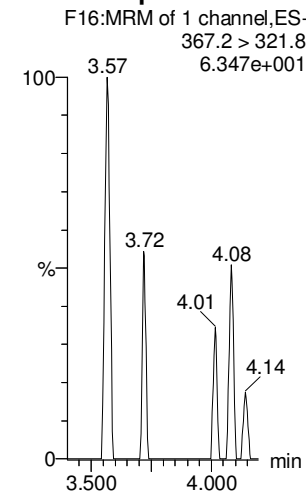
**13C3-PFBS**



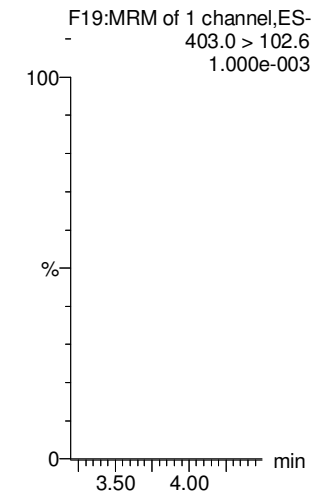
**13C2-PFHxA**



**13C4-PFHpA**



**18O2-PFHxS**



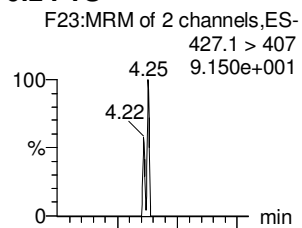
Dataset: Untitled

Last Altered: Friday, March 09, 2018 14:46:32 Pacific Standard Time

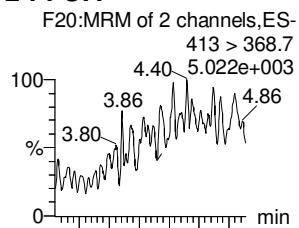
Printed: Friday, March 09, 2018 14:46:47 Pacific Standard Time

Name: 180308M1\_12, Date: 08-Mar-2018, Time: 21:20:28, ID: IPA, Description: IPA


**6:2 FTS**



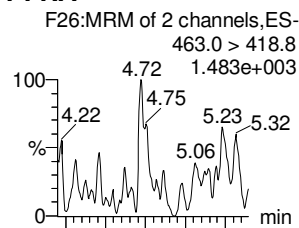
**L-PFOA**



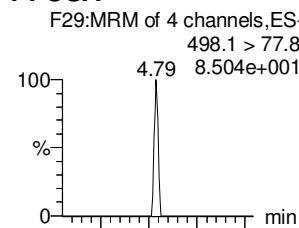
**PFHpS**



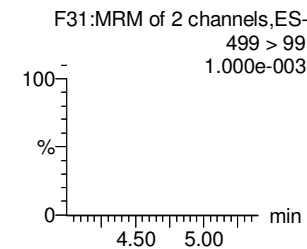
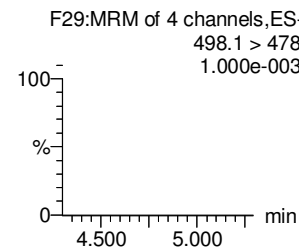
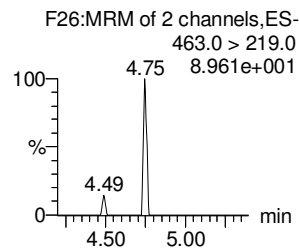
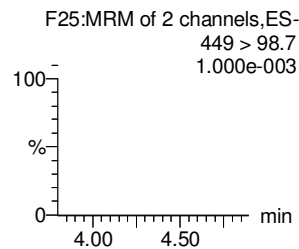
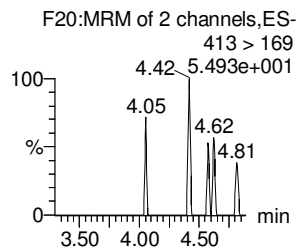
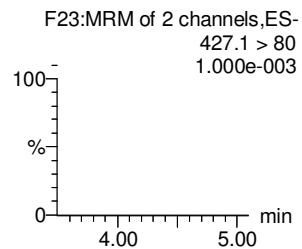
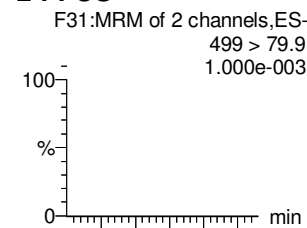
**PFNA**



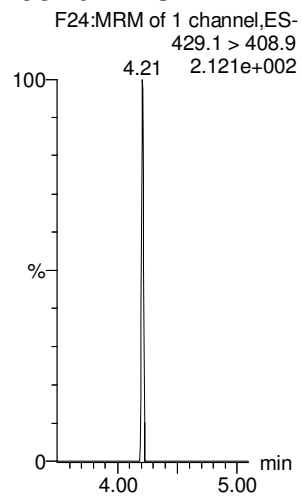
**PFOSA**



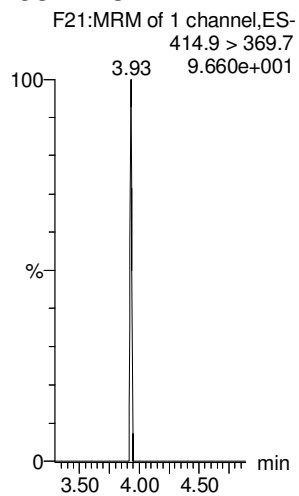
**L-PFOS**



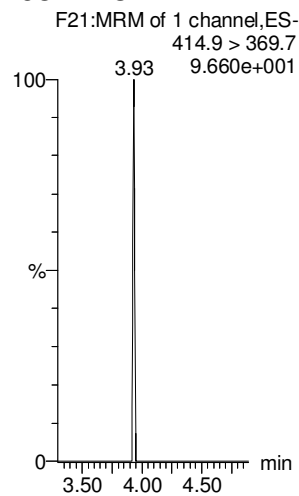
**13C2-6:2 FTS**



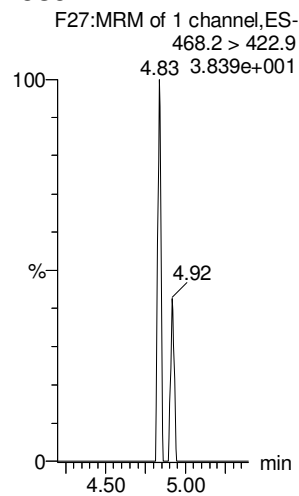
**13C2-PFOA**



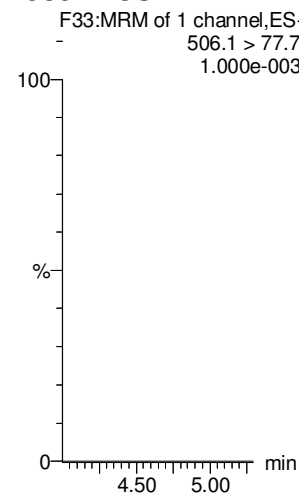
**13C2-PFOA**



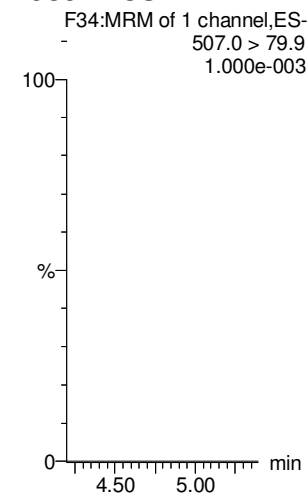
**13C5-PFNA**



**13C8-PFOSA**



**13C8-PFOS**





Dataset: Untitled

Last Altered: Friday, March 09, 2018 14:46:32 Pacific Standard Time

Printed: Friday, March 09, 2018 14:46:47 Pacific Standard Time

Name: 180308M1\_12, Date: 08-Mar-2018, Time: 21:20:28, ID: IPA, Description: IPA

**PFDA**

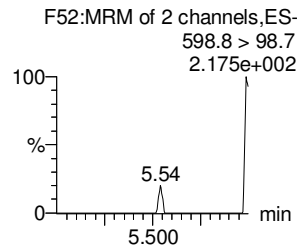
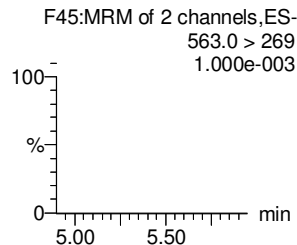
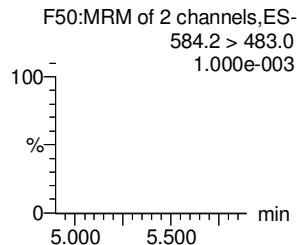
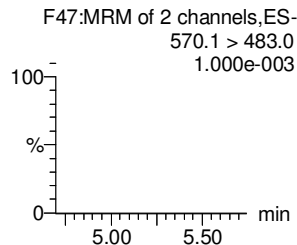
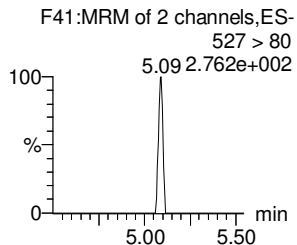
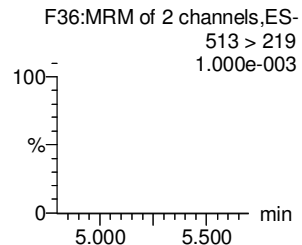
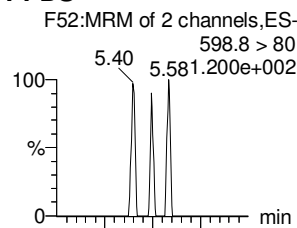
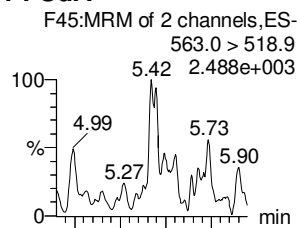
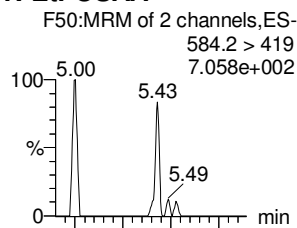
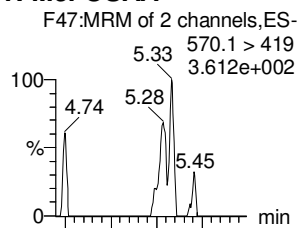
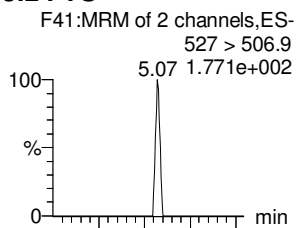
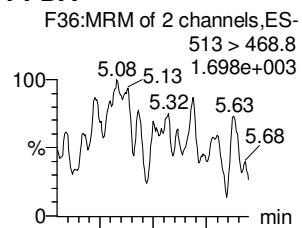
**8:2 FTS**

**N-MeFOSAA**

**N-EtFOSAA**

**PFUdA**

**PFDS**



**13C2-PFDA**

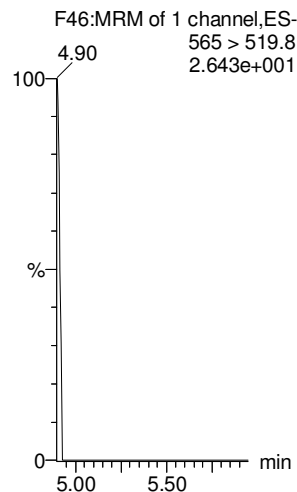
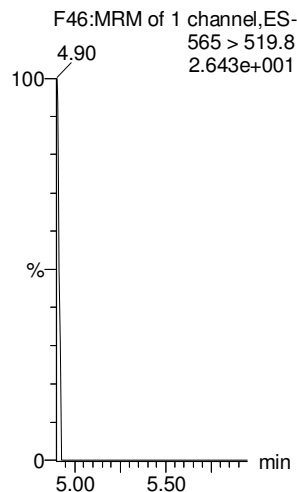


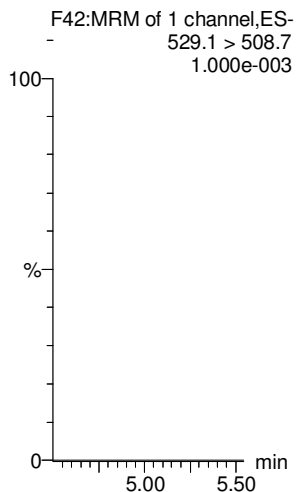
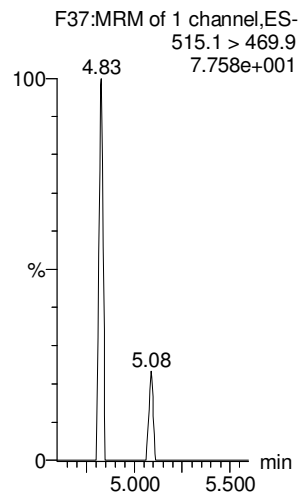
**13C2-8:2 FTS**

**d3-N-MeFOSAA**

**d5-N-EtFOSAA**

**13C2-PFUdA**

**13C2-PFUdA**



Dataset: Untitled

Last Altered: Friday, March 09, 2018 14:46:32 Pacific Standard Time

Printed: Friday, March 09, 2018 14:46:47 Pacific Standard Time

Name: 180308M1\_12, Date: 08-Mar-2018, Time: 21:20:28, ID: IPA, Description: IPA

**PFDaA**

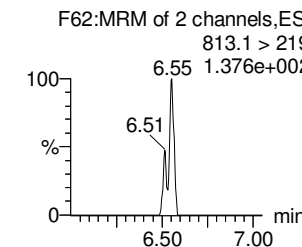
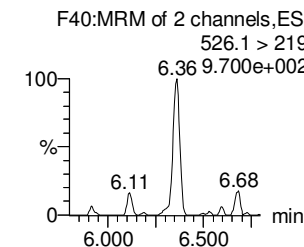
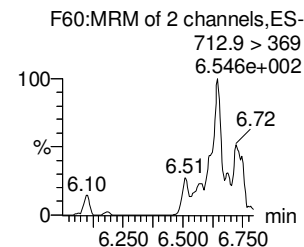
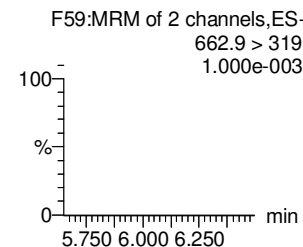
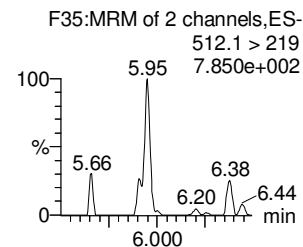
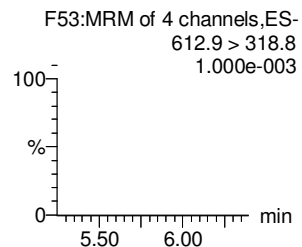
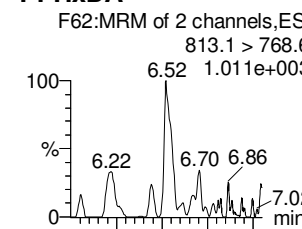
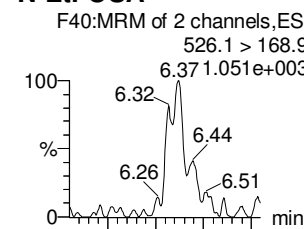
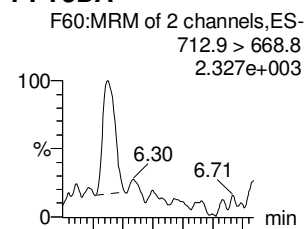
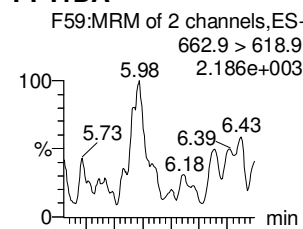
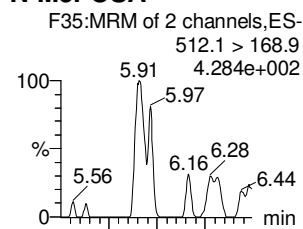
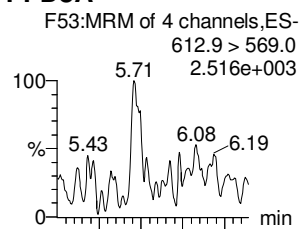
**N-MeFOSA**

**PFTrDA**

**PFTeDA**

**N-EtFOSA**

**PFHxDA**



**13C2-PFDaA**

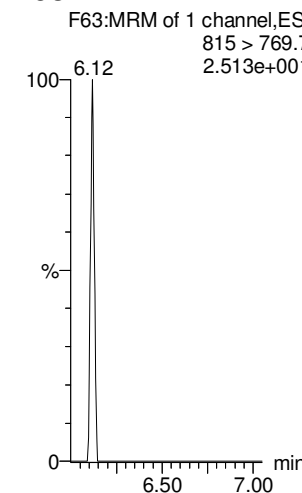
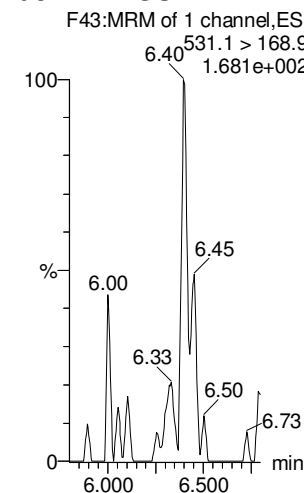
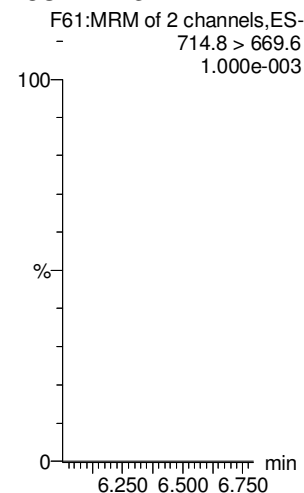
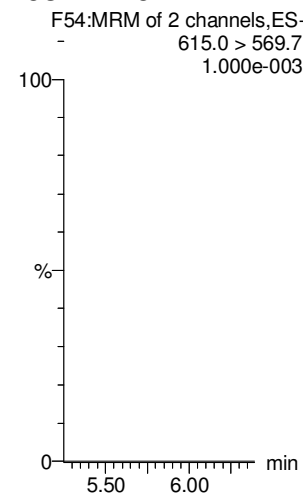
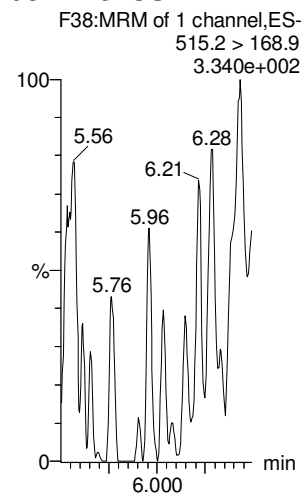
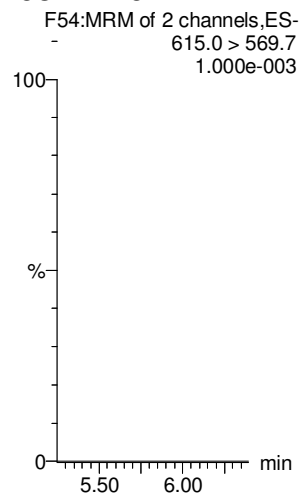
**d3-N-MeFOSA**

**13C2-PFDaA**

**13C2-PFTeDA**

**d5-N-ETFOSA**

**13C2-PFHxDA**



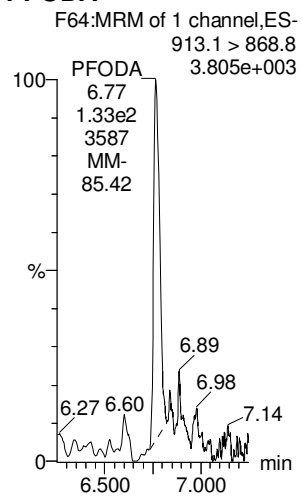
Dataset: Untitled

Last Altered: Friday, March 09, 2018 14:46:32 Pacific Standard Time

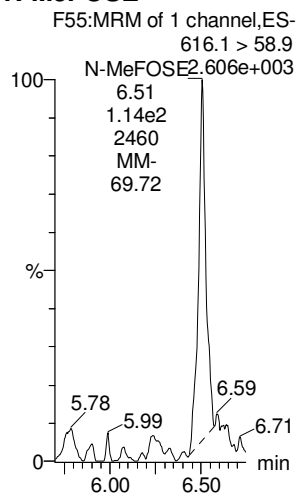
Printed: Friday, March 09, 2018 14:46:47 Pacific Standard Time

Name: 180308M1\_12, Date: 08-Mar-2018, Time: 21:20:28, ID: IPA, Description: IPA

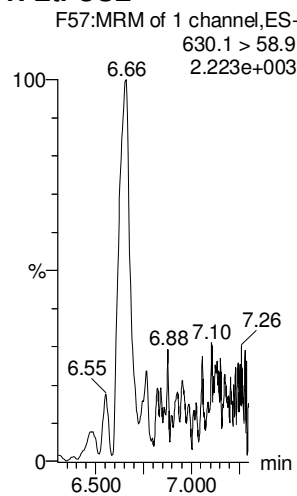
**PFODA**



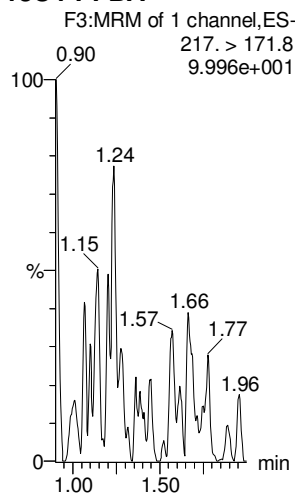
**N-MeFOSE**



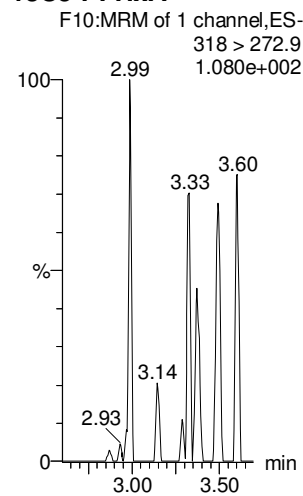
**N-EtFOSE**



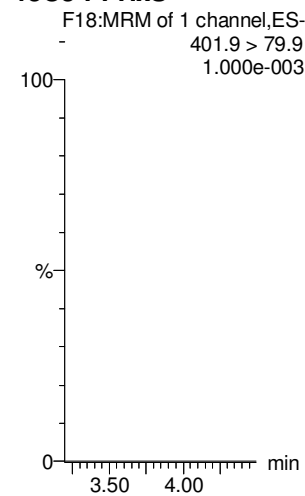
**13C4-PFBA**



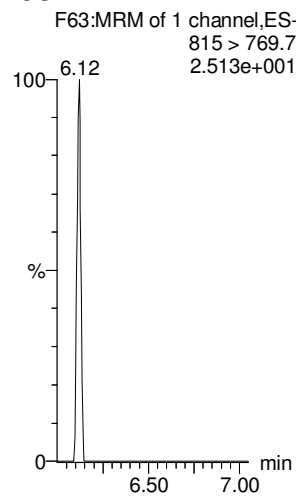
**13C5-PFHxA**



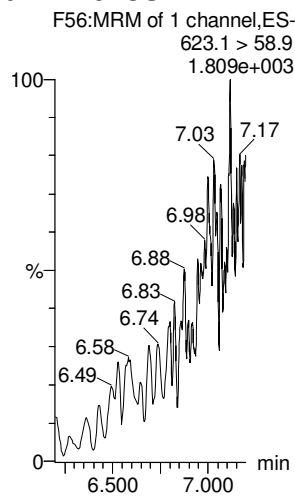
**13C3-PFHxS**



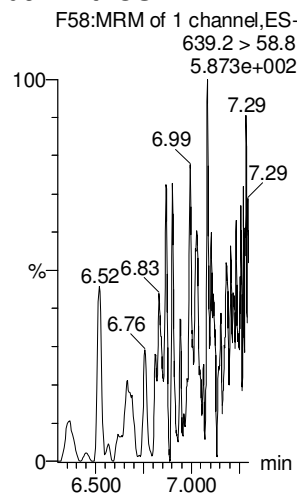
**13C2-PFHxDA**



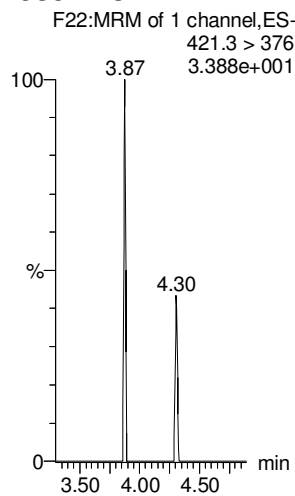
**d7-N-MeFOSE**




**d9-N-EtFOSE**



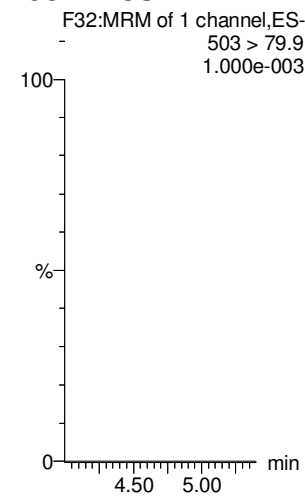
**13C8-PFOA**



**13C9-PFNA**



**13C4-PFOS**



Dataset: Untitled

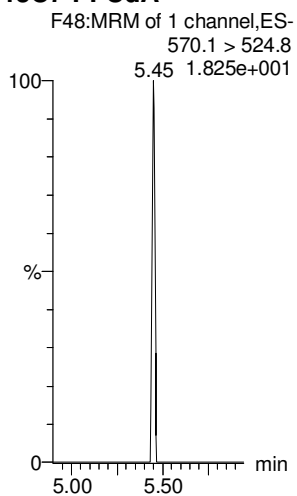
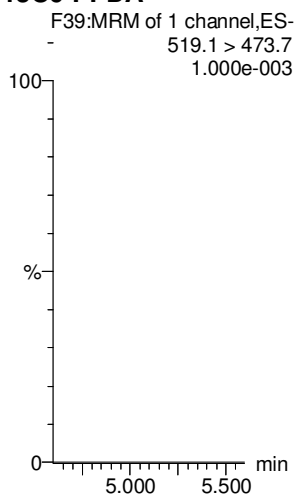
Last Altered: Friday, March 09, 2018 14:46:32 Pacific Standard Time

Printed: Friday, March 09, 2018 14:46:47 Pacific Standard Time

Name: 180308M1\_12, Date: 08-Mar-2018, Time: 21:20:28, ID: IPA, Description: IPA

13C6-PFDA

13C7-PFUdA



# LC Calibration Standards Review Checklist

Q4

Calibration ID:	ION Ratio	Concentration	C-Cals Name	Sign Date	Correct I-Cal	Manual Integrations	
<u>ST190364M1-11</u> LMH	<del>NA</del>	<input checked="" type="checkbox"/>	<input checked="" type="checkbox"/>	<input checked="" type="checkbox"/>	<input checked="" type="checkbox"/>	<input checked="" type="checkbox"/>	<input checked="" type="checkbox"/>
<u>-12</u> LMH	<input type="checkbox"/>	<input checked="" type="checkbox"/>	<input checked="" type="checkbox"/>	<input checked="" type="checkbox"/>	<input checked="" type="checkbox"/>	<input checked="" type="checkbox"/>	<input type="checkbox"/>
<u>-13</u> LMH	<input type="checkbox"/>	<input checked="" type="checkbox"/> (A)	<input checked="" type="checkbox"/>	<input checked="" type="checkbox"/>	<input checked="" type="checkbox"/>	<input checked="" type="checkbox"/>	<input type="checkbox"/>
<u>-14</u> LMH	<input type="checkbox"/>	<input checked="" type="checkbox"/> (B)	<input checked="" type="checkbox"/>	<input checked="" type="checkbox"/>	<input checked="" type="checkbox"/>	<input checked="" type="checkbox"/>	<input type="checkbox"/>
<u>-15</u> LMH	<input type="checkbox"/>	<input checked="" type="checkbox"/>	<input checked="" type="checkbox"/>	<input checked="" type="checkbox"/>	<input checked="" type="checkbox"/>	<input checked="" type="checkbox"/>	<input type="checkbox"/>
<u>76</u> LMH	<input checked="" type="checkbox"/>	<input checked="" type="checkbox"/>	<input checked="" type="checkbox"/>	<input checked="" type="checkbox"/>	<input checked="" type="checkbox"/>	<input checked="" type="checkbox"/>	<input checked="" type="checkbox"/>
_____ LMH	<input type="checkbox"/>	<input type="checkbox"/>	<input type="checkbox"/>	<input type="checkbox"/>	<input type="checkbox"/>	<input type="checkbox"/>	<input type="checkbox"/>
_____ LMH	<input type="checkbox"/>	<input type="checkbox"/>	<input type="checkbox"/>	<input type="checkbox"/>	<input type="checkbox"/>	<input type="checkbox"/>	<input type="checkbox"/>
_____ LMH	<input type="checkbox"/>	<input type="checkbox"/>	<input type="checkbox"/>	<input type="checkbox"/>	<input type="checkbox"/>	<input type="checkbox"/>	<input type="checkbox"/>
_____ LMH	<input type="checkbox"/>	<input type="checkbox"/>	<input type="checkbox"/>	<input type="checkbox"/>	<input type="checkbox"/>	<input type="checkbox"/>	<input type="checkbox"/>

Full Mass Cal. Date: 3/7/18

- Run Log Present:
- # of Samples per Sequence Checked:
- Instrument Blank Saved
- IIS Area Saved
- Reviewed By: WBF 3/12/18  
Initials/Date

**Comments:**

④ ETPSE > 130% ✓

⑤ PFD S > 130% ✓

Dataset: F:\Projects\PFAS.PRO\Results\180308M1\180308M1-35.qld

Last Altered: Saturday, March 10, 2018 13:23:11 Pacific Standard Time

Printed: Saturday, March 10, 2018 13:23:51 Pacific Standard Time

Method: F:\Projects\PFAS.PRO\MethDB\PFAS\_FULL\_80C\_030818.mdb 09 Mar 2018 14:08:23

Calibration: F:\Projects\PFAS.PRO\CurveDB\C18\_VAL-PFAS\_Q4\_03-08-18-FULL.cdb 09 Mar 2018 17:24:24

Name: 180308M1\_35, Date: 09-Mar-2018, Time: 01:44:32, ID: ST180308M1-11 PFC CS3 18C0607, Description: PFC CS3 18C0607

#	Name	Trace	Area	IS Area	RRF	Pred.RT	RT	y Axis Resp.	Conc.	%Rec	Recovery	Out
1	1 PFBA	213.0 > 168.8	9.11e3	1.06e4		1.73	1.41	10.8	10.6	105.5	NO	
2	2 PFPeA	263.1 > 218.9	2.08e4	2.93e4		2.70	2.38	8.86	10.3	102.6	NO	
3	3 PFBS	299.0 > 79.7	4.69e3	3.41e3		2.98	2.65	17.2	9.94	99.4	NO	
4	4 4:2 FTS	327.2>307.2	5.26e3	3.41e3		3.38	3.06	19.3	9.99	99.9	NO	
5	5 PFHxA	313.2 > 268.9	2.45e4	9.96e3		3.48	3.15	12.3	10.2	101.6	NO	
6	6 PFPeS	349.1>80.1	4.50e3	3.41e3		3.67	3.35	16.5	11.2	112.2	NO	
7	7 PFHpA	363.0 > 318.9	2.20e4	2.35e4		4.10	3.77	11.7	10.6	106.0	NO	
8	8 L-PFHxS	398.9 > 79.6	3.75e3	2.68e3		4.24	3.92	17.5	10.8	108.4	NO	
9	10 6:2 FTS	427.1 > 407	4.52e3	7.31e3		4.56	4.24	7.72	8.48	84.8	NO	
10	11 L-PFOA	413 > 368.7	2.33e4	3.47e4		4.30	4.29	8.38	9.42	94.2	NO	
11	13 PFHpS	449 > 80.0	4.84e3	3.47e4		4.71	4.40	1.74	9.50	95.0	NO	
12	14 PFNA	463.0 > 418.8	2.69e4	3.48e4		5.04	4.73	9.67	9.61	96.1	NO	
13	15 PFOSA	498.1 > 77.8	5.01e3	6.69e3		5.09	4.80	9.37	10.3	103.4	NO	
14	16 L-PFOS	499 > 79.9	5.47e3	7.02e3		4.84	4.82	9.74	9.85	98.5	NO	
15	18 PFDA	513 > 468.8	2.48e4	2.99e4		5.40	5.11	10.3	9.87	98.7	NO	
16	19 8:2 FTS	527 > 506.9	6.65e3	5.47e3		5.38	5.08	15.2	10.4	104.3	NO	
17	20 PFNS	549.1>80.1	4.46e3	7.02e3		5.19	5.17	7.95	11.3	112.8	NO	
18	21 N-MeFOSAA	570.1 > 419	1.57e4	1.61e4		5.55	5.27	12.2	8.68	86.8	NO	
19	22 N-EtFOSAA	584.2 > 419	1.31e4	1.83e4		5.70	5.43	8.91	9.80	98.0	NO	
20	23 PFUdA	563.0 > 518.9	2.57e4	3.74e4		5.72	5.43	8.58	9.44	94.4	NO	
21	24 PFDS	598.8 > 80	5.97e3	3.74e4		5.76	5.49	1.99	11.2	112.1	NO	
22	25 PFDoA	612.9 > 569.0	2.89e4	2.51e4		5.99	5.72	14.4	10.9	109.3	NO	
23	26 N-MeFOSA	512.1 > 168.9	1.52e4	4.11e4		5.93	5.95	55.6	59.8	119.6	NO	
24	27 PFTriDA	662.9 > 618.9	2.57e4	2.51e4		6.22	5.97	12.8	9.04	90.4	NO	
25	28 PFTeDA	712.9 > 668.8	2.51e4	1.47e4		6.41	6.20	21.3	11.9	118.6	NO	
26	29 N-EtFOSA	526.1 > 168.9	1.84e4	5.49e4		6.25	6.36	50.2	50.8	101.6	NO	
27	30 PFHxDA	813.1 > 768.6	1.17e4	1.47e4		6.69	6.54	3.97	9.64	96.4	NO	
28	31 PFOA	913.1 > 868.8	2.57e4	1.47e4		6.90	6.77	8.72	10.6	105.9	NO	
29	32 N-MeFOSE	616.1 > 58.9	1.34e4	4.41e4		6.31	6.50	45.7	47.3	94.5	NO	
30	33 N-EtFOSE	630.1 > 58.9	1.81e4	4.28e4		6.45	6.65	63.5	55.4	110.8	NO	
31	34 13C3-PFBA	216.1 > 171.8	1.06e4	1.29e4	0.804	1.73	1.41	10.2	12.7	101.7	NO	

✓ 3/12/18  
am  
3/10/18

Dataset: F:\Projects\PFAS.PRO\Results\180308M1\180308M1-35.qld

Last Altered: Saturday, March 10, 2018 13:23:11 Pacific Standard Time

Printed: Saturday, March 10, 2018 13:23:51 Pacific Standard Time

Name: 180308M1\_35, Date: 09-Mar-2018, Time: 01:44:32, ID: ST180308M1-11 PFC CS3 18C0607, Description: PFC CS3 18C0607

	# Name	Trace	Area	IS Area	RRF	Pred.RT	RT	y Axis Resp.	Conc.	%Rec	Recovery	Out
32	35 13C3-PFPeA	266. > 221.8	2.93e4	3.63e4	0.815	2.70	2.38	10.1	12.4	98.9	NO	
33	36 13C3-PFBS	302. > 98.8	3.41e3	3.63e4	0.096	2.98	2.65	1.17	12.2	97.8	NO	
34	37 13C2-PFHxA	315 > 269.8	9.96e3	3.63e4	0.692	3.48	3.15	3.43	4.96	99.1	NO	
35	38 13C4-PFHpA	367.2 > 321.8	2.35e4	3.63e4	0.659	4.10	3.76	8.09	12.3	98.2	NO	
36	39 18O2-PFHxS	403.0 > 102.6	2.68e3	6.41e3	0.380	4.24	3.91	5.22	13.7	109.9	NO	
37	40 13C2-6:2 FTS	429.1 > 408.9	7.31e3	3.41e4	0.245	4.56	4.24	2.68	11.0	87.7	NO	
38	41 13C2-PFOA	414.9 > 369.7	3.47e4	3.41e4	1.032	4.61	4.29	12.7	12.3	98.6	NO	
39	42 13C5-PFNA	468.2 > 422.9	3.48e4	3.73e4	0.936	5.04	4.73	11.7	12.5	99.6	NO	
40	43 13C8-PFOSA	506.1 > 77.7	6.69e3	3.60e4	0.188	5.09	4.80	2.32	12.4	98.9	NO	
41	44 13C8-PFOS	507.0 > 79.9	7.02e3	6.74e3	0.937	5.11	4.82	13.0	13.9	111.1	NO	
42	45 13C2-PFDA	515.1 > 469.9	2.99e4	2.78e4	1.020	5.40	5.11	13.5	13.2	105.6	NO	
43	46 13C2-8:2 FTS	529.1 > 508.7	5.47e3	3.63e4	0.135	5.38	5.08	1.88	14.0	111.7	NO	
44	47 d3-N-MeFOSAA	573.3 > 419	1.61e4	3.60e4	0.405	5.55	5.26	5.59	13.8	110.4	NO	
45	48 d5-N-EtFOSAA	589.3 > 419	1.83e4	3.60e4	0.447	5.70	5.42	6.37	14.2	113.9	NO	
46	49 13C2-PFUdA	565 > 519.8	3.74e4	3.60e4	0.956	5.72	5.44	13.0	13.6	108.8	NO	
47	50 13C2-PFDoA	615.0 > 569.7	2.51e4	3.60e4	0.795	5.99	5.72	8.73	11.0	87.9	NO	
48	51 d3-N-MeFOSA	515.2 > 168.9	4.11e4	3.60e4	0.095	5.93	5.98	14.3	150	99.8	NO	
49	52 13C2-PFTeDA	714.8 > 669.6	1.47e4	3.60e4	0.475	6.41	6.20	5.12	10.8	86.2	NO	
50	53 d5-N-ETFOSA	531.1 > 168.9	5.49e4	3.60e4	0.124	6.25	6.37	19.1	154	102.4	NO	
51	54 13C2-PFHxDA	815 > 769.7	1.47e4	3.60e4	1.168	6.69	6.54	5.11	4.38	87.6	NO	
52	55 d7-N-MeFOSE	623.1 > 58.9	4.41e4	3.60e4	0.098	6.31	6.49	15.3	156	103.9	NO	
53	56 d9-N-EtFOSE	639.2 > 58.8	4.28e4	3.60e4	0.094	6.45	6.64	14.9	159	106.2	NO	
54	57 13C4-PFBA	217. > 171.8	1.29e4	1.29e4	1.000	1.73	1.41	12.5	12.5	100.0	NO	
55	58 13C5-PFHxA	318 > 272.9	3.63e4	3.63e4	1.000	3.48	3.15	12.5	12.5	100.0	NO	
56	59 13C3-PFHxS	401.9 > 79.9	6.41e3	6.41e3	1.000	4.24	3.91	12.5	12.5	100.0	NO	
57	60 13C8-PFOA	421.3 > 376	3.41e4	3.41e4	1.000	4.61	4.29	12.5	12.5	100.0	NO	
58	61 13C9-PFNA	472.2 > 426.9	3.73e4	3.73e4	1.000	4.70	4.73	12.5	12.5	100.0	NO	
59	62 13C4-PFOS	503 > 79.9	6.74e3	6.74e3	1.000	5.11	4.82	12.5	12.5	100.0	NO	
60	63 13C6-PFDA	519.1 > 473.7	2.78e4	2.78e4	1.000	5.40	5.11	12.5	12.5	100.0	NO	
61	64 13C7-PFUdA	570.1 > 524.8	3.60e4	3.60e4	1.000	5.72	5.44	12.5	12.5	100.0	NO	

Dataset: Untitled

Last Altered: Saturday, March 10, 2018 13:39:27 Pacific Standard Time

Printed: Saturday, March 10, 2018 13:41:28 Pacific Standard Time

Method: F:\Projects\PFAS.PRO\MethDB\PFAS\_FULL\_80C\_030818.mdb 09 Mar 2018 14:08:23

Calibration: F:\Projects\PFAS.PRO\CurveDB\C18\_VAL-PFAS\_Q4\_03-08-18-FULL.cdb 09 Mar 2018 17:24:24

Compound name: PFBA

	Name	ID	Acq.Date	Acq.Time
1	180308M1_1	IPA	08-Mar-18	19:14:27
2	180308M1_2	ST180308M1-1 PFC CS-2 18C0602	08-Mar-18	19:25:51
3	180308M1_3	ST180308M1-2 PFC CS-1 18C0603	08-Mar-18	19:37:18
4	180308M1_4	ST180308M1-3 PFC CS0 18C0604	08-Mar-18	19:48:45
5	180308M1_5	ST180308M1-4 PFC CS1 18C0605	08-Mar-18	20:00:12
6	180308M1_6	ST180308M1-5 PFC CS2 18C0606	08-Mar-18	20:11:39
7	180308M1_7	ST180308M1-6 PFC CS3 18C0607	08-Mar-18	20:23:05
8	180308M1_8	ST180308M1-7 PFC CS4 18C0608	08-Mar-18	20:34:32
9	180308M1_9	ST180308M1-8 PFC CS5 18C0609	08-Mar-18	20:46:02
10	180308M1_10	ST180308M1-9 PFC CS6 18C0610	08-Mar-18	20:57:29
11	180308M1_11	ST180308M1-10 PFC CS7 18C0611	08-Mar-18	21:08:58
12	180308M1_12	IPA	08-Mar-18	21:20:28
13	180308M1_13	ICV180308M1-1 PFC ICV 18C0601	08-Mar-18	21:31:57
14	180308M1_14	IPA	08-Mar-18	21:43:26
15	180308M1_15	B8B0147-BS1 OPR 0.25	08-Mar-18	21:54:55
16	180308M1_16	B8B0147-MS1 Matrix Spike 0.25376	08-Mar-18	22:06:25
17	180308M1_17	1800335-02 IRPSite3-GW-03GW02-20180213 ...	08-Mar-18	22:17:55
18	180308M1_18	1800335-06 IRPSite3-GW-FRB01-20180213 0....	08-Mar-18	22:29:24
19	180308M1_19	1800353-02 WI-AF-FB01-022018 0.11958	08-Mar-18	22:40:50
20	180308M1_20	1800353-07 WI-AF-EB03-022018 0.12247	08-Mar-18	22:52:17
21	180308M1_21	1800353-01@10X WI-AF-N2-5-0218 0.11121	08-Mar-18	23:03:44
22	180308M1_22	1800353-03@5X WI-AF-MW-3-0218 0.11741	08-Mar-18	23:15:11
23	180308M1_23	1800353-04@10X WI-AF-MW-202-0218 0.11256	08-Mar-18	23:26:41
24	180308M1_24	1800353-05@10X WI-AF-MW-204-0218 0.11807	08-Mar-18	23:38:10
25	180308M1_25	1800353-06@10X WI-AF-MW-114-0218 0.11872	08-Mar-18	23:49:38
26	180308M1_26	IPA	09-Mar-18	00:01:09
27	180308M1_27	B8B0120-BS1 OPR 0.25	09-Mar-18	00:12:38
28	180308M1_28	B8B0120-BSD1 LCSD 0.25	09-Mar-18	00:24:08
29	180308M1_29	B8B0120-BLK1 Method Blank 0.25	09-Mar-18	00:35:38
30	180308M1_30	1800320-01 SPLP East Soln. 0.27419	09-Mar-18	00:47:07
31	180308M1_31	1800320-02 SPLP East Purged 0.27499	09-Mar-18	00:58:37



Dataset: Untitled

Last Altered: Saturday, March 10, 2018 13:39:27 Pacific Standard Time

Printed: Saturday, March 10, 2018 13:41:28 Pacific Standard Time

Compound name: PFBA

	Name	ID	Acq.Date	Acq.Time
32	180308M1_32	1800320-03 TCLP #1 Soln. 0.28318	09-Mar-18	01:10:07
33	180308M1_33	1800320-04 TCLP #1 Purged 0.28361	09-Mar-18	01:21:35
34	180308M1_34	IPA	09-Mar-18	01:33:02
35	180308M1_35	ST180308M1-11 PFC CS3 18C0607	09-Mar-18	01:44:32
36	180308M1_36	IPA	09-Mar-18	01:56:02
37	180308M1_37	1800320-05 Reagent H2O 0.28202	09-Mar-18	02:07:30
38	180308M1_38	1800320-06 Reagent H2O Purged 0.26977	09-Mar-18	02:18:59
39	180308M1_39	1800325-01 TWO4 0.12396	09-Mar-18	02:30:26
40	180308M1_40	B8B0110-BS1 OPR 0.25	09-Mar-18	02:41:47
41	180308M1_41	B8B0110-BLK1 Method Blank 0.25	09-Mar-18	02:53:14
42	180308M1_42	1800295-01 CW After carbon 0.12239	09-Mar-18	03:04:41
43	180308M1_43	1800295-02 CW after UF 0.12191	09-Mar-18	03:16:08
44	180308M1_44	1800295-03 LP before Carbon 0.12183	09-Mar-18	03:27:37
45	180308M1_45	1800310-01 GW1802131205JM 0.26943	09-Mar-18	03:39:07
46	180308M1_46	1800310-02 GW1802131250JM 0.269	09-Mar-18	03:50:37
47	180308M1_47	1800310-04 GW1802131345JM 0.26523	09-Mar-18	04:02:06
48	180308M1_48	B8B0123-BS1 OPR 0.25	09-Mar-18	04:13:33
49	180308M1_49	B8B0123-BLK1 Method Blank 0.25	09-Mar-18	04:25:03
50	180308M1_50	1800311-01 WR1802080910JLB 0.27573	09-Mar-18	04:36:32
51	180308M1_51	IPA	09-Mar-18	04:47:59
52	180308M1_52	ST180308M1-12 PFC CS3 18C0607	09-Mar-18	04:59:28
53	180308M1_53	IPA	09-Mar-18	05:10:57
54	180308M1_54	1800311-02 WR1802120845JLB 0.2743	09-Mar-18	05:22:27
55	180308M1_55	1800311-03 WEFF1802120850JLB 0.27542	09-Mar-18	05:33:54
56	180308M1_56	1800314-01 GW1620180209RAP 0.2674	09-Mar-18	05:45:24
57	180308M1_57	1800314-02 GW2630180209RAP 0.26401	09-Mar-18	05:56:51
58	180308M1_58	1800326-01 GW3640180212RAP 0.26502	09-Mar-18	06:08:21
59	180308M1_59	1800326-02 GW4448180212RAP 0.26118	09-Mar-18	06:19:50
60	180308M1_60	1800326-03 GW5458180213RAP 0.26208	09-Mar-18	06:31:20
61	180308M1_61	1800326-04 GW1923180213RAP 0.26858	09-Mar-18	06:42:49
62	180308M1_62	1800326-05 GW3034180213RAP 0.2679	09-Mar-18	06:54:18
63	180308M1_63	IPA	09-Mar-18	07:05:49
64	180308M1_64	ST180308M1-13 PFC CS3 18C0607	09-Mar-18	07:17:16
65	180308M1_65	ST180308M1-14 PFC CS0 18C0604	09-Mar-18	07:28:42

Dataset: Untitled

Last Altered: Saturday, March 10, 2018 13:39:27 Pacific Standard Time

Printed: Saturday, March 10, 2018 13:41:28 Pacific Standard Time

Compound name: PFBA

	Name	ID	Acq.Date	Acq.Time
66	180308M1_66	IPA	09-Mar-18	07:40:09
67	180308M1_67	1800326-06 GW4145180214RAP 0.27449	09-Mar-18	07:51:36
68	180308M1_68	1800326-07 GW1923180214RAP 0.26822	09-Mar-18	08:03:06
69	180308M1_69	1800326-08 GW2933180214RAP 0.27306	09-Mar-18	08:14:33
70	180308M1_70	1800326-09 GW3741180215RAP 0.27021	09-Mar-18	08:26:00
71	180308M1_71	B8B0094-BS1 OPR 0.25	09-Mar-18	08:37:29
72	180308M1_72	B8B0094-BLK1 Method Blank 0.25	09-Mar-18	08:48:58
73	180308M1_73	1800288-01 GW1802060920AB 0.26164	09-Mar-18	09:00:28
74	180308M1_74	1800288-02 FB1802060915AB 0.25306	09-Mar-18	09:11:57
75	180308M1_75	1800288-03 GW1802061145AB 0.2619	09-Mar-18	09:23:27
76	180308M1_76	1800288-04 GW1802061405AB 0.2559	09-Mar-18	09:34:54
77	180308M1_77	1800288-05 GW1802061545AB 0.25645	09-Mar-18	09:46:21
78	180308M1_78	1800288-06 GW1802061645AB 0.25637	09-Mar-18	09:57:47
79	180308M1_79	1800288-07 EB021802060928MK 0.2632	09-Mar-18	10:09:17
80	180308M1_80	1800288-08 GW1802061100MK 0.25772	09-Mar-18	10:20:47
81	180308M1_81	IPA	09-Mar-18	10:32:17
82	180308M1_82	ST180308M1-15 PFC CS3 18C0607	09-Mar-18	10:43:46
83	180308M1_83	IPA	09-Mar-18	10:55:16
84	180308M1_84	1800288-09 GW1802061205MK 0.26142	09-Mar-18	11:06:44
85	180308M1_85	1800288-10 GW1802061525MK 0.2581	09-Mar-18	11:18:14
86	180308M1_86	1800288-11 GW1802061635MK 0.26369	09-Mar-18	11:29:44
87	180308M1_87	1800288-12 GW1802061755MK 0.26248	09-Mar-18	11:41:14
88	180308M1_88	1800288-13 GW1802061800MKDUP 0.26477	09-Mar-18	11:52:41
89	180308M1_89	B8B0051-BS1 OPR 1	09-Mar-18	12:04:11
90	180308M1_90	B8B0051-BS2 OPR 1	09-Mar-18	12:15:38
91	180308M1_91	B8B0051-BS3 OPR 1	09-Mar-18	12:27:07
92	180308M1_92	B8B0051-BS4 OPR 1	09-Mar-18	12:38:37
93	180308M1_93	B8B0051-BS5 OPR 1	09-Mar-18	12:50:04
94	180308M1_94	B8B0051-BS6 OPR 1	09-Mar-18	13:01:31
95	180308M1_95	B8B0051-BS7 OPR 1	09-Mar-18	13:12:58
96	180308M1_96	B8B0051-BLK1 Method Blank 1	09-Mar-18	13:24:25
97	180308M1_97	IPA	09-Mar-18	13:35:55
98	180308M1_98	ST180308M1-16 PFC CS3 18C0607	09-Mar-18	13:47:24
99	180308M1_99	IPA	09-Mar-18	13:58:53

Dataset: F:\Projects\PFAS.PRO\Results\180308M1\180308M1-35.qld

Last Altered: Saturday, March 10, 2018 13:23:11 Pacific Standard Time

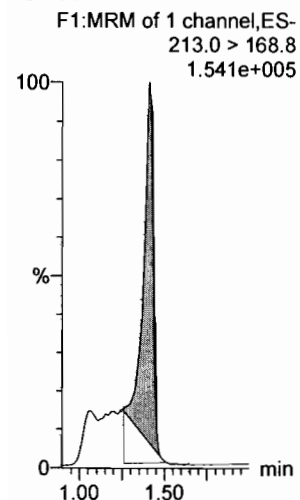
Printed: Saturday, March 10, 2018 13:23:51 Pacific Standard Time

Method: F:\Projects\PFAS.PRO\MethDB\PFAS\_FULLL\_80C\_030818.mdb 09 Mar 2018 14:08:23

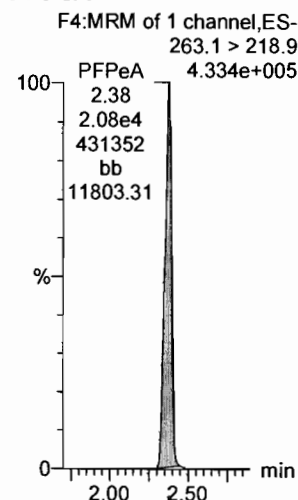
Calibration: F:\Projects\PFAS.PRO\CurveDB\C18\_VAL-PFAS\_Q4\_03-08-18-FULL.cdb 09 Mar 2018 17:24:24

Name: 180308M1\_35, Date: 09-Mar-2018, Time: 01:44:32, ID: ST180308M1-11 PFC CS3 18C0607, Description: PFC CS3 18C0607

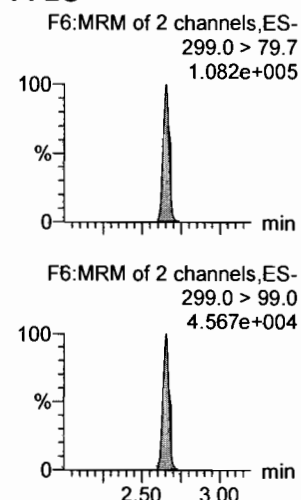
**PFBA**



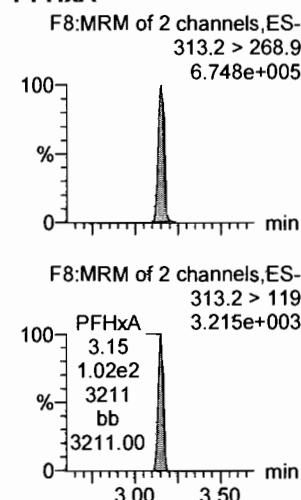
**PFPeA**



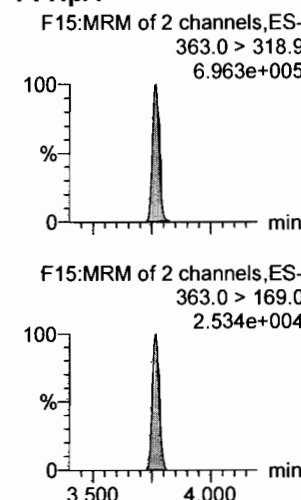
**PFBS**



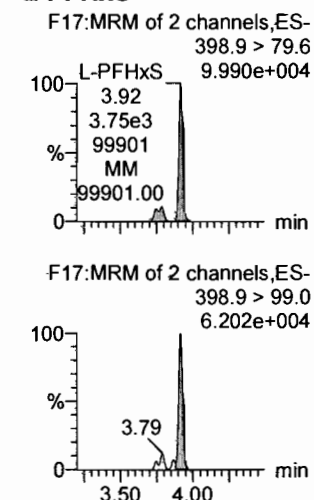
**PFHxA**



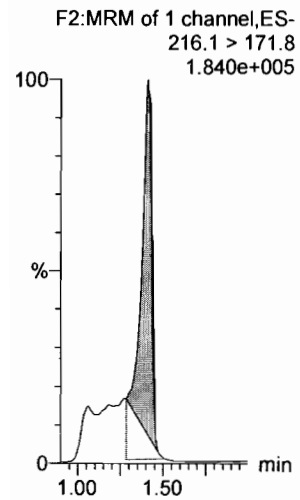
**PFHpA**



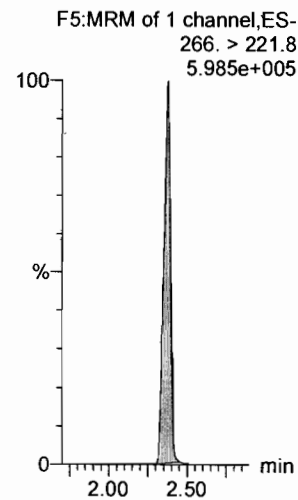
**L-PFHxS**



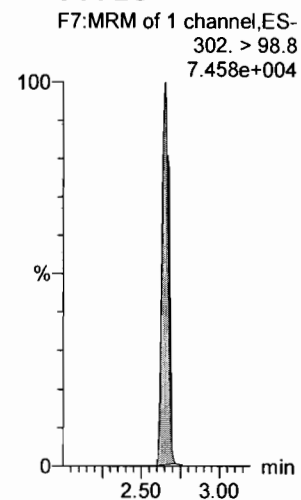
**13C3-PFBA**



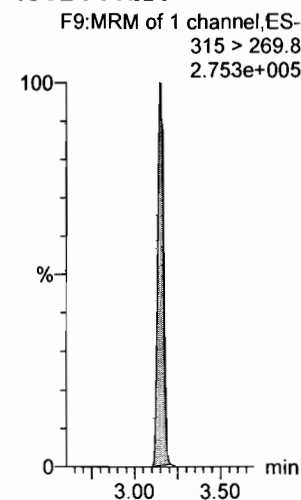
**13C3-PFPeA**



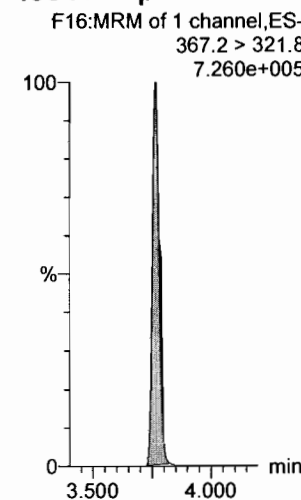
**13C3-PFBS**



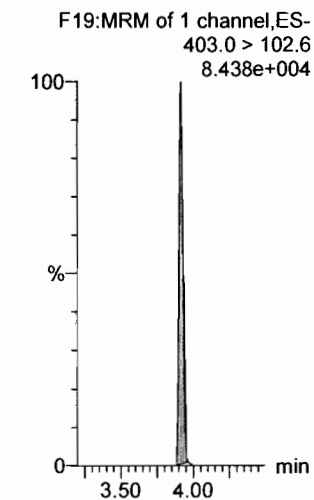
**13C2-PFHxA**



**13C4-PFHpA**



**18O2-PFHxS**



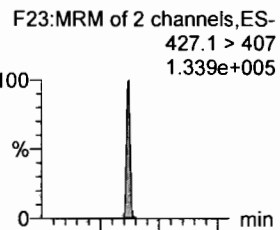
Dataset: F:\Projects\PFAS.PRO\Results\180308M1\180308M1-35.qld

Last Altered: Saturday, March 10, 2018 13:23:11 Pacific Standard Time

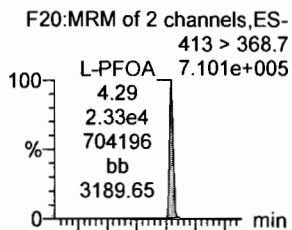
Printed: Saturday, March 10, 2018 13:23:51 Pacific Standard Time

Name: 180308M1\_35, Date: 09-Mar-2018, Time: 01:44:32, ID: ST180308M1-11 PFC CS3 18C0607, Description: PFC CS3 18C0607

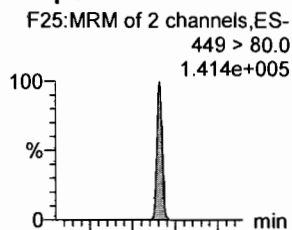
6:2 FTS



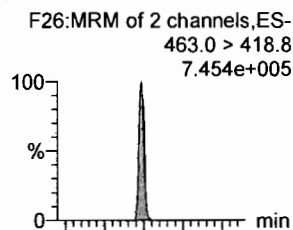
L-PFOA



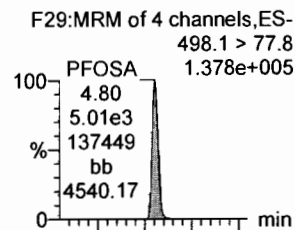
PFHps



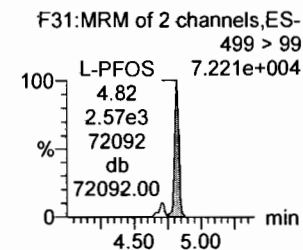
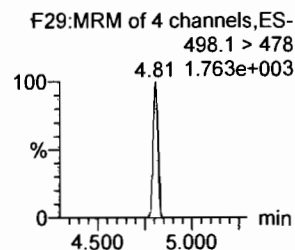
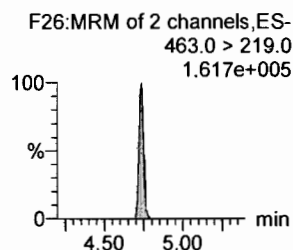
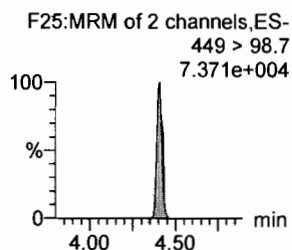

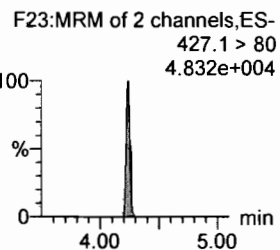
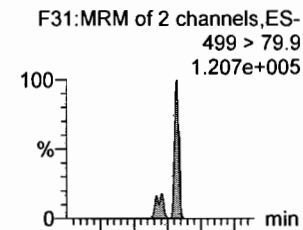
PFNA




PFOSA



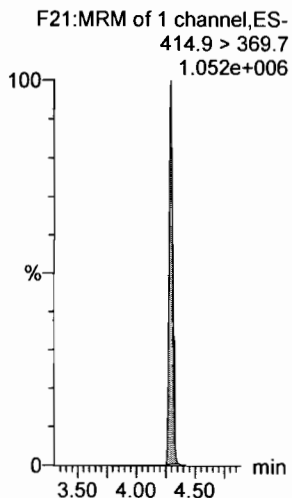
L-PFOS



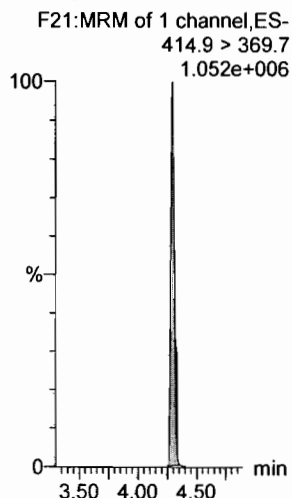
13C2-6:2 FTS



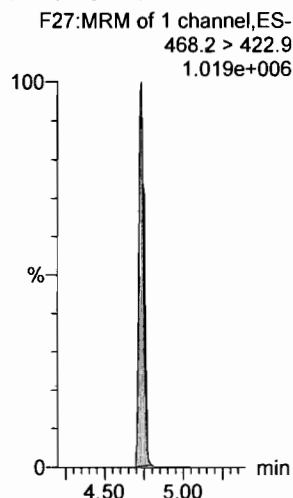
13C2-PFOA



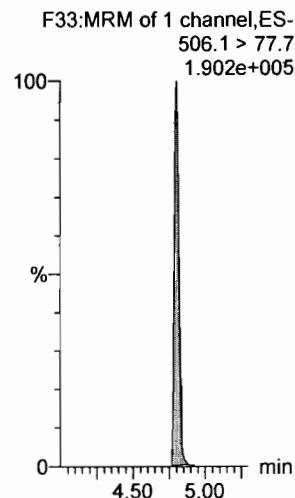
13C2-PFOA



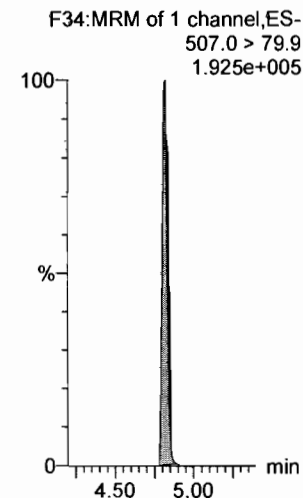
13C5-PFNA



13C8-PFOSA



13C8-PFOS



Dataset: F:\Projects\PFAS.PRO\Results\180308M1\180308M1-35.qld

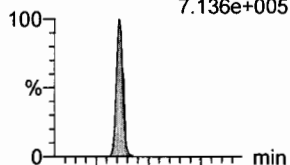
Last Altered: Saturday, March 10, 2018 13:23:11 Pacific Standard Time

Printed: Saturday, March 10, 2018 13:23:51 Pacific Standard Time

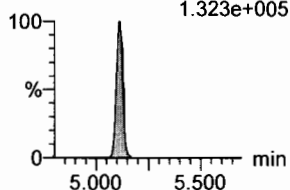
Name: 180308M1\_35, Date: 09-Mar-2018, Time: 01:44:32, ID: ST180308M1-11 PFC CS3 18C0607, Description: PFC CS3 18C0607

**PFDA**

F36:MRM of 2 channels,ES-  
513 > 468.8  
7.136e+005

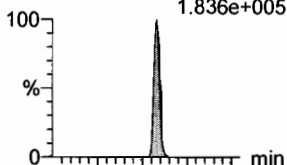


F36:MRM of 2 channels,ES-  
513 > 219  
1.323e+005

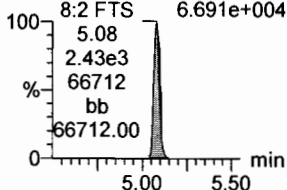


**8:2 FTS**

F41:MRM of 2 channels,ES-  
527 > 506.9  
1.836e+005

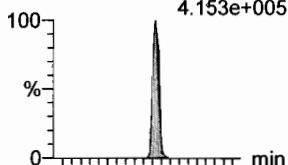


F41:MRM of 2 channels,ES-  
527 > 80  
6.691e+004

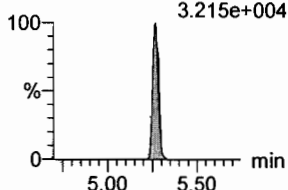


**N-MeFOSAA**

F47:MRM of 2 channels,ES-  
570.1 > 419  
4.153e+005

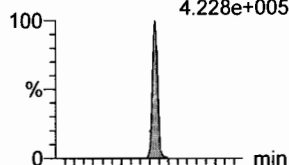


F47:MRM of 2 channels,ES-  
570.1 > 483.0  
3.215e+004

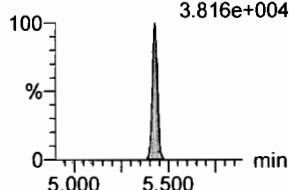


**N-EtFOSAA**

F50:MRM of 2 channels,ES-  
584.2 > 419  
4.228e+005

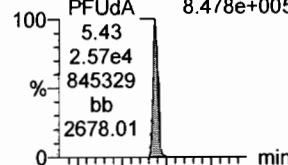


F50:MRM of 2 channels,ES-  
584.2 > 483.0  
3.816e+004

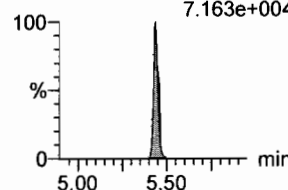


**PFUdA**

F45:MRM of 2 channels,ES-  
563.0 > 518.9  
8.478e+005

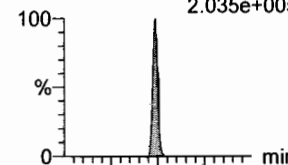


F45:MRM of 2 channels,ES-  
563.0 > 269  
7.163e+004

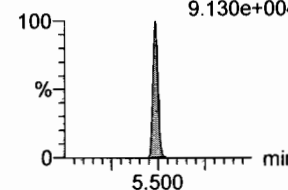


**PFDS**

F52:MRM of 2 channels,ES-  
598.8 > 80  
2.035e+005

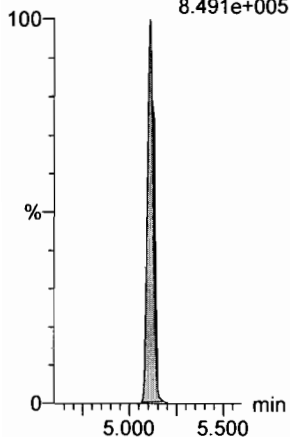


F52:MRM of 2 channels,ES-  
598.8 > 98.7  
9.130e+004




**13C2-PFDA**

F37:MRM of 1 channel,ES-  
515.1 > 469.9  
8.491e+005




**13C2-8:2 FTS**

F42:MRM of 1 channel,ES-  
529.1 > 508.7  
1.509e+005



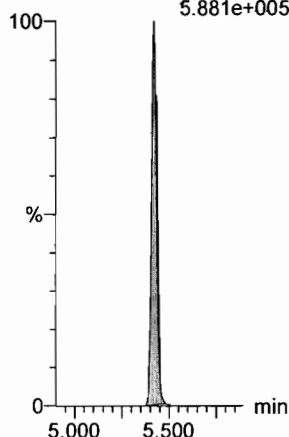
**d3-N-MeFOSAA**

F49:MRM of 1 channel,ES-  
573.3 > 419  
4.407e+005



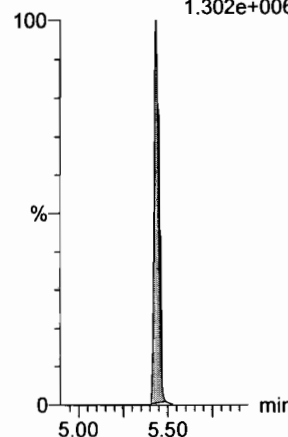
**d5-N-EtFOSAA**

F51:MRM of 1 channel,ES-  
589.3 > 419  
5.881e+005



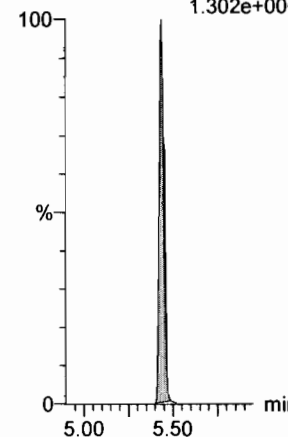
**13C2-PFUdA**

F46:MRM of 1 channel,ES-  
565 > 519.8  
1.302e+006



**13C2-PFUdA**

F46:MRM of 1 channel,ES-  
565 > 519.8  
1.302e+006



Dataset: F:\Projects\PFAS.PRO\Results\180308M1\180308M1-35.qld

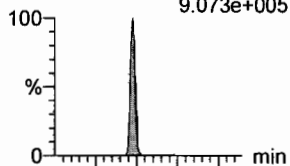
Last Altered: Saturday, March 10, 2018 13:23:11 Pacific Standard Time

Printed: Saturday, March 10, 2018 13:23:51 Pacific Standard Time

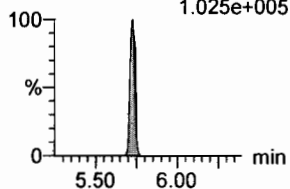
Name: 180308M1\_35, Date: 09-Mar-2018, Time: 01:44:32, ID: ST180308M1-11 PFC CS3 18C0607, Description: PFC CS3 18C0607

**PFDoA**

F53:MRM of 4 channels,ES-  
612.9 > 569.0  
9.073e+005

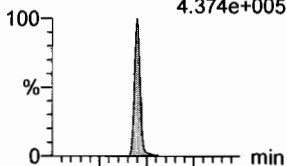


F53:MRM of 4 channels,ES-  
612.9 > 318.8  
1.025e+005

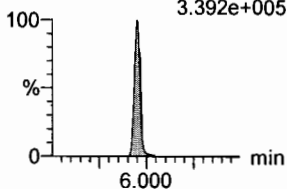


**N-MeFOSA**

F35:MRM of 2 channels,ES-  
512.1 > 168.9  
4.374e+005

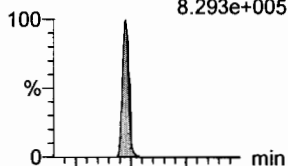


F35:MRM of 2 channels,ES-  
512.1 > 219  
3.392e+005

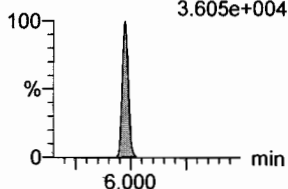


**PFTrDA**

F59:MRM of 2 channels,ES-  
662.9 > 618.9  
8.293e+005

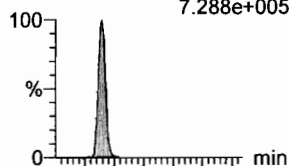


F59:MRM of 2 channels,ES-  
662.9 > 319  
3.605e+004

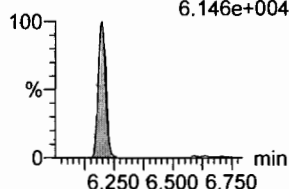


**PFTeDA**

F60:MRM of 2 channels,ES-  
712.9 > 668.8  
7.288e+005

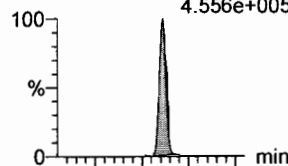


F60:MRM of 2 channels,ES-  
712.9 > 369  
6.146e+004

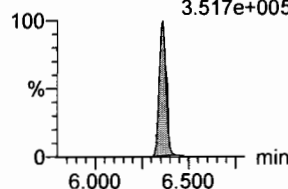


**N-EtFOSA**

F40:MRM of 2 channels,ES-  
526.1 > 168.9  
4.556e+005

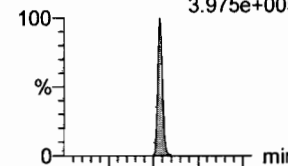


F40:MRM of 2 channels,ES-  
526.1 > 219  
3.517e+005

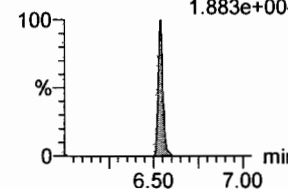


**PFHxDA**

F62:MRM of 2 channels,ES-  
813.1 > 768.6  
3.975e+005

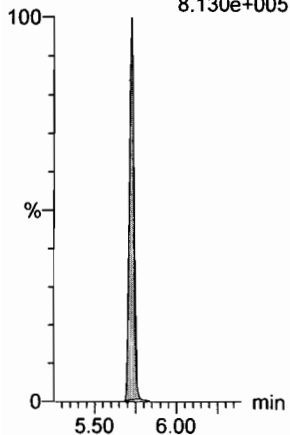


F62:MRM of 2 channels,ES-  
813.1 > 219  
1.883e+004



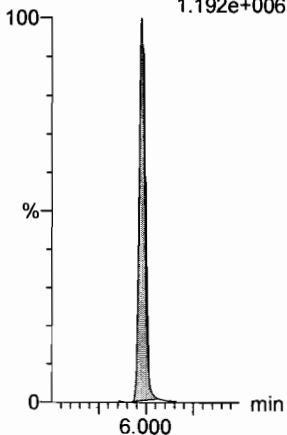
**13C2-PFDoA**

F54:MRM of 2 channels,ES-  
615.0 > 569.7  
8.130e+005



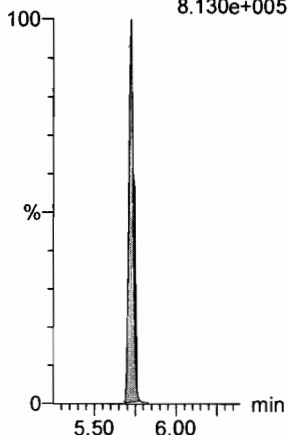
**d3-N-MeFOSA**

F38:MRM of 1 channel,ES-  
515.2 > 168.9  
1.192e+006



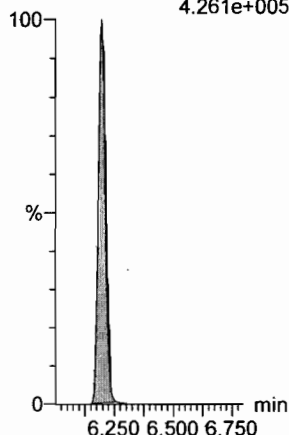
**13C2-PFDoA**

F54:MRM of 2 channels,ES-  
615.0 > 569.7  
8.130e+005



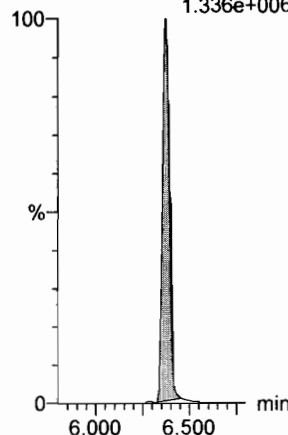
**13C2-PFTeDA**

F61:MRM of 2 channels,ES-  
714.8 > 669.6  
4.261e+005



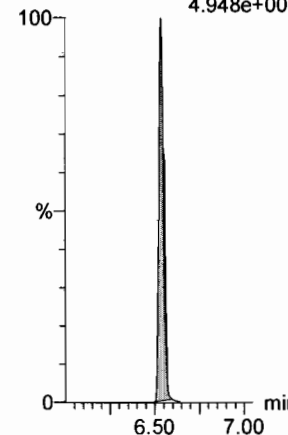
**d5-N-ETFOSA**

F43:MRM of 1 channel,ES-  
531.1 > 168.9  
1.336e+006



**13C2-PFHxDA**

F63:MRM of 1 channel,ES-  
815 > 769.7  
4.948e+005



Dataset: F:\Projects\PFAS.PRO\Results\180308M1\180308M1-35.qld

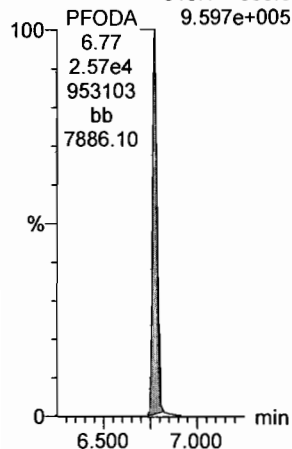
Last Altered: Saturday, March 10, 2018 13:23:11 Pacific Standard Time

Printed: Saturday, March 10, 2018 13:23:51 Pacific Standard Time

Name: 180308M1\_35, Date: 09-Mar-2018, Time: 01:44:32, ID: ST180308M1-11 PFC CS3 18C0607, Description: PFC CS3 18C0607

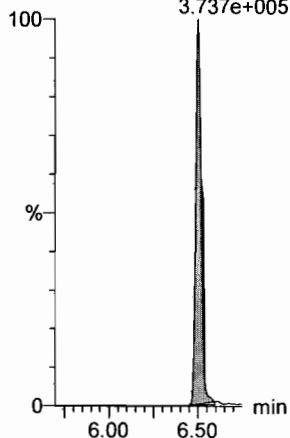
**PFODA**

F64:MRM of 1 channel,ES-  
913.1 > 868.8  
9.597e+005



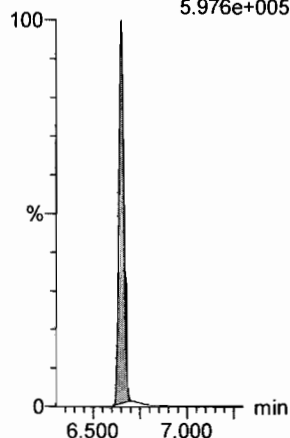
**N-MeFOSE**

F55:MRM of 1 channel,ES-  
616.1 > 58.9  
3.737e+005



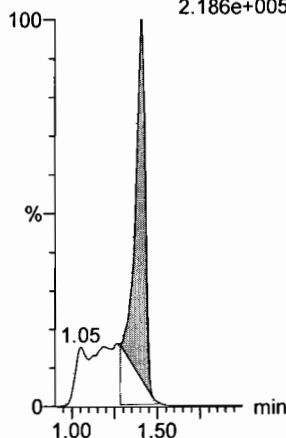
**N-EtFOSE**

F57:MRM of 1 channel,ES-  
630.1 > 58.9  
5.976e+005



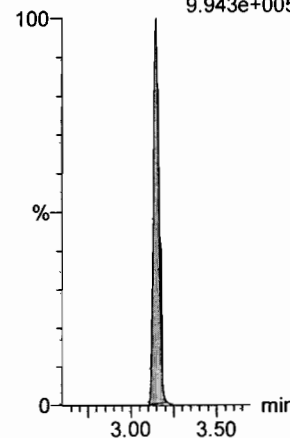
**13C4-PFBA**

F3:MRM of 1 channel,ES-  
217. > 171.8  
2.186e+005



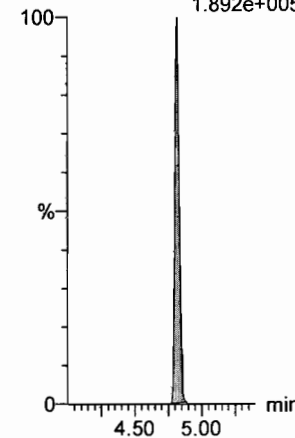
**13C5-PFHxA**

F10:MRM of 1 channel,ES-  
318 > 272.9  
9.943e+005



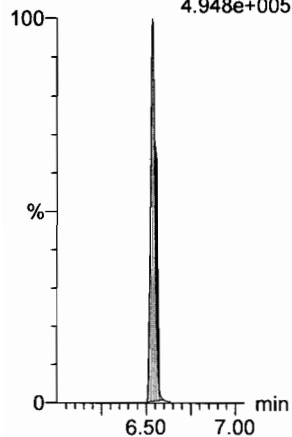
**13C4-PFOS**

F32:MRM of 1 channel,ES-  
503 > 79.9  
1.892e+005



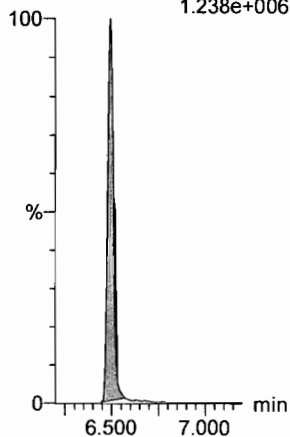
**13C2-PFHxDA**

F63:MRM of 1 channel,ES-  
815 > 769.7  
4.948e+005



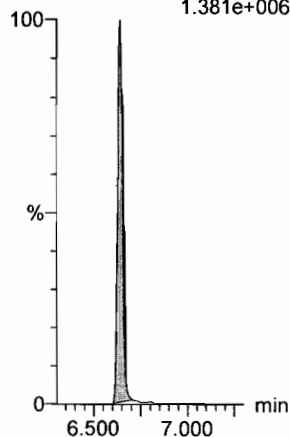
**d7-N-MeFOSE**

F56:MRM of 1 channel,ES-  
623.1 > 58.9  
1.238e+006




**d9-N-EtFOSE**

F58:MRM of 1 channel,ES-  
639.2 > 58.8  
1.381e+006



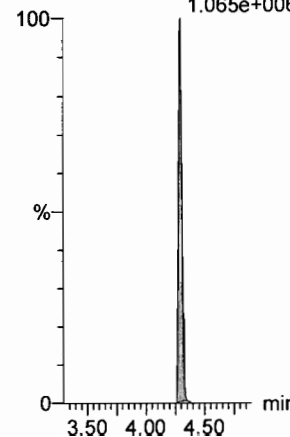
**13C3-PFHxS**

F18:MRM of 1 channel,ES-  
401.9 > 79.9  
1.917e+005



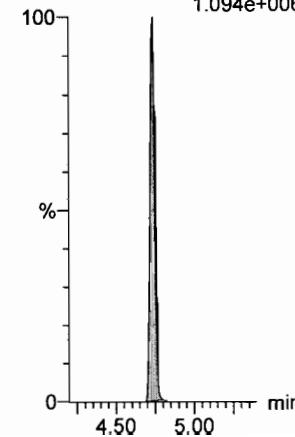
**13C8-PFOA**

F22:MRM of 1 channel,ES-  
421.3 > 376  
1.065e+006



**13C9-PFNA**

F28:MRM of 1 channel,ES-  
472.2 > 426.9  
1.094e+006



Dataset: F:\Projects\PFAS.PRO\Results\180308M1\180308M1-35.qld

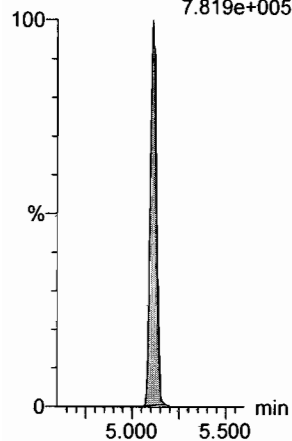
Last Altered: Saturday, March 10, 2018 13:23:11 Pacific Standard Time

Printed: Saturday, March 10, 2018 13:23:51 Pacific Standard Time

Name: 180308M1\_35, Date: 09-Mar-2018, Time: 01:44:32, ID: ST180308M1-11 PFC CS3 18C0607, Description: PFC CS3 18C0607

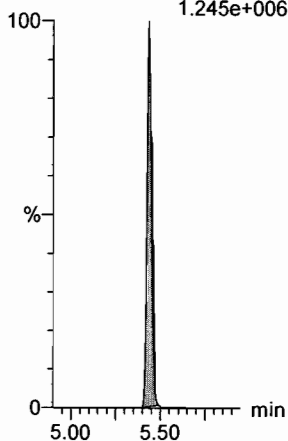
**13C6-PFDA**

F39:MRM of 1 channel,ES-  
519.1 > 473.7  
7.819e+005



**13C7-PFUdA**

F48:MRM of 1 channel,ES-  
570.1 > 524.8  
1.245e+006





Dataset: Untitled

Last Altered: Monday, March 12, 2018 15:41:52 Pacific Daylight Time

Printed: Monday, March 12, 2018 15:41:57 Pacific Daylight Time

Method: F:\Projects\PFAS.PRO\MethDB\PFAS\_RS-2-5-18.mdb 06 Feb 2018 11:46:28

Calibration: 12 Mar 2018 15:41:05

Name: 180310M1\_2, Date: 10-Mar-2018, Time: 15:38:52, ID: ST180310M1-1 PFC CS0 18C0604, Description: PFC CS0 18C0604

	# Name	ID	Area	%Rec	Area Out
1	1 13C4-PFBA	ST180310M1-1 PFC CS0 18C0604	1.25e4	100.0	NO
2	2 13C5-PFHxA	ST180310M1-1 PFC CS0 18C0604	2.96e4	100.0	NO
3	3 13C3-PFHxS	ST180310M1-1 PFC CS0 18C0604	6.03e3	100.0	NO
4	4 13C8-PFOA	ST180310M1-1 PFC CS0 18C0604	2.91e4	100.0	NO
5	5 13C9-PFNA	ST180310M1-1 PFC CS0 18C0604	2.98e4	100.0	NO
6	6 13C4-PFOS	ST180310M1-1 PFC CS0 18C0604	6.24e3	100.0	NO
7	7 13C6-PFDA	ST180310M1-1 PFC CS0 18C0604	3.16e4	100.0	NO
8	8 13C7-PFUDa	ST180310M1-1 PFC CS0 18C0604	3.38e4	100.0	NO

Name: 180310M1\_3, Date: 10-Mar-2018, Time: 15:50:19, ID: IPA, Description: IPA

	# Name	ID	Area	%Rec	Area Out
1	1 13C4-PFBA	IPA			NO
2	2 13C5-PFHxA	IPA	6.19e0	0.0	YES
3	3 13C3-PFHxS	IPA			NO
4	4 13C8-PFOA	IPA	5.26e0	0.0	YES
5	5 13C9-PFNA	IPA	5.78e0	0.0	YES
6	6 13C4-PFOS	IPA			NO
7	7 13C6-PFDA	IPA	1.36e1	0.0	YES
8	8 13C7-PFUDa	IPA	2.57e1	0.1	YES

Name: 180310M1\_4, Date: 10-Mar-2018, Time: 16:01:49, ID: 1800295-02@20X CW after UF 0.12191, Description: CW after UF

	# Name	ID	Area	%Rec	Area Out
1	1 13C4-PFBA	1800295-02@20X CW after UF 0.12191	3.24e2	2.6	YES
2	2 13C5-PFHxA	1800295-02@20X CW after UF 0.12191	9.35e2	3.2	YES
3	3 13C3-PFHxS	1800295-02@20X CW after UF 0.12191	1.62e2	2.7	YES
4	4 13C8-PFOA	1800295-02@20X CW after UF 0.12191	8.81e2	3.0	YES
5	5 13C9-PFNA	1800295-02@20X CW after UF 0.12191	9.95e2	3.3	YES
6	6 13C4-PFOS	1800295-02@20X CW after UF 0.12191	1.88e2	3.0	YES
7	7 13C6-PFDA	1800295-02@20X CW after UF 0.12191	8.10e2	2.6	YES
8	8 13C7-PFUDa	1800295-02@20X CW after UF 0.12191	9.65e2	2.9	YES

Name: 180310M1\_5, Date: 10-Mar-2018, Time: 16:13:13, ID: B8B0116-BS1 OPR 0.25, Description: OPR

	# Name	ID	Area	%Rec	Area Out
1	1 13C4-PFBA	B8B0116-BS1 OPR 0.25	1.48e4	118.1	NO
2	2 13C5-PFHxA	B8B0116-BS1 OPR 0.25	2.24e4	75.7	NO
3	3 13C3-PFHxS	B8B0116-BS1 OPR 0.25	5.14e3	85.2	NO
4	4 13C8-PFOA	B8B0116-BS1 OPR 0.25	2.30e4	78.9	NO
5	5 13C9-PFNA	B8B0116-BS1 OPR 0.25	2.43e4	81.6	NO
6	6 13C4-PFOS	B8B0116-BS1 OPR 0.25	4.94e3	79.3	NO
7	7 13C6-PFDA	B8B0116-BS1 OPR 0.25	2.60e4	82.4	NO
8	8 13C7-PFUDa	B8B0116-BS1 OPR 0.25	2.64e4	77.9	NO

Dataset: Untitled

Last Altered: Monday, March 12, 2018 15:41:52 Pacific Daylight Time  
Printed: Monday, March 12, 2018 15:41:57 Pacific Daylight Time

Name: 180310M1\_6, Date: 10-Mar-2018, Time: 16:24:40, ID: B8B0116-BSD1 LCSD 0.25, Description: LCSD

#	Name	ID	Area	%Rec	Area Out
1	1 13C4-PFBA	B8B0116-BSD1 LCSD 0.25	1.36e4	108.8	NO
2	2 13C5-PFHxA	B8B0116-BSD1 LCSD 0.25	1.98e4	67.0	NO
3	3 13C3-PFHxS	B8B0116-BSD1 LCSD 0.25	4.53e3	75.1	NO
4	4 13C8-PFOA	B8B0116-BSD1 LCSD 0.25	2.09e4	71.7	NO
5	5 13C9-PFNA	B8B0116-BSD1 LCSD 0.25	2.45e4	82.2	NO
6	6 13C4-PFOS	B8B0116-BSD1 LCSD 0.25	5.09e3	81.6	NO
7	7 13C6-PFDA	B8B0116-BSD1 LCSD 0.25	2.33e4	73.9	NO
8	8 13C7-PFUDa	B8B0116-BSD1 LCSD 0.25	2.89e4	85.5	NO

Name: 180310M1\_7, Date: 10-Mar-2018, Time: 16:36:09, ID: B8B0116-BLK1 Method Blank 0.25, Description: Method Blank

#	Name	ID	Area	%Rec	Area Out
1	1 13C4-PFBA	B8B0116-BLK1 Method Blank 0.25	1.33e4	106.1	NO
2	2 13C5-PFHxA	B8B0116-BLK1 Method Blank 0.25	2.05e4	69.2	NO
3	3 13C3-PFHxS	B8B0116-BLK1 Method Blank 0.25	4.00e3	66.2	NO
4	4 13C8-PFOA	B8B0116-BLK1 Method Blank 0.25	2.14e4	73.5	NO
5	5 13C9-PFNA	B8B0116-BLK1 Method Blank 0.25	2.23e4	74.8	NO
6	6 13C4-PFOS	B8B0116-BLK1 Method Blank 0.25	5.20e3	83.4	NO
7	7 13C6-PFDA	B8B0116-BLK1 Method Blank 0.25	2.19e4	69.3	NO
8	8 13C7-PFUDa	B8B0116-BLK1 Method Blank 0.25	2.68e4	79.1	NO

Name: 180310M1\_8, Date: 10-Mar-2018, Time: 16:47:39, ID: 1800316-01 WT1802131145MK 0.2723, Description: WT1802131145MK

#	Name	ID	Area	%Rec	Area Out
1	1 13C4-PFBA	1800316-01 WT1802131145MK 0.2723	1.28e4	102.1	NO
2	2 13C5-PFHxA	1800316-01 WT1802131145MK 0.2723	2.03e4	68.6	NO
3	3 13C3-PFHxS	1800316-01 WT1802131145MK 0.2723	4.61e3	76.3	NO
4	4 13C8-PFOA	1800316-01 WT1802131145MK 0.2723	2.06e4	70.6	NO
5	5 13C9-PFNA	1800316-01 WT1802131145MK 0.2723	2.37e4	79.5	NO
6	6 13C4-PFOS	1800316-01 WT1802131145MK 0.2723	5.33e3	85.5	NO
7	7 13C6-PFDA	1800316-01 WT1802131145MK 0.2723	1.79e4	56.6	NO
8	8 13C7-PFUDa	1800316-01 WT1802131145MK 0.2723	2.93e4	86.6	NO

Name: 180310M1\_9, Date: 10-Mar-2018, Time: 16:59:09, ID: 1800316-02 FB1802131150MK 0.25316, Description: FB1802131150MK

#	Name	ID	Area	%Rec	Area Out
1	1 13C4-PFBA	1800316-02 FB1802131150MK 0.25316	1.22e4	97.6	NO
2	2 13C5-PFHxA	1800316-02 FB1802131150MK 0.25316	2.06e4	69.7	NO
3	3 13C3-PFHxS	1800316-02 FB1802131150MK 0.25316	4.68e3	77.6	NO
4	4 13C8-PFOA	1800316-02 FB1802131150MK 0.25316	2.00e4	68.8	NO
5	5 13C9-PFNA	1800316-02 FB1802131150MK 0.25316	2.33e4	78.2	NO
6	6 13C4-PFOS	1800316-02 FB1802131150MK 0.25316	4.85e3	77.7	NO
7	7 13C6-PFDA	1800316-02 FB1802131150MK 0.25316	2.29e4	72.6	NO
8	8 13C7-PFUDa	1800316-02 FB1802131150MK 0.25316	2.51e4	74.2	NO

Dataset: Untitled

Last Altered: Monday, March 12, 2018 15:41:52 Pacific Daylight Time  
Printed: Monday, March 12, 2018 15:41:57 Pacific Daylight Time

**Name: 180310M1\_10, Date: 10-Mar-2018, Time: 17:10:37, ID: 1800316-03 WT1802140935MK 0.26777, Description: WT1802140935MK**

	# Name	ID	Area	%Rec	Area Out
1	1 13C4-PFBA	1800316-03 WT1802140935MK 0.26777	1.31e4	104.8	NO
2	2 13C5-PFHxA	1800316-03 WT1802140935MK 0.26777	2.01e4	67.8	NO
3	3 13C3-PFHxS	1800316-03 WT1802140935MK 0.26777	4.83e3	80.0	NO
4	4 13C8-PFOA	1800316-03 WT1802140935MK 0.26777	2.05e4	70.5	NO
5	5 13C9-PFNA	1800316-03 WT1802140935MK 0.26777	2.16e4	72.6	NO
6	6 13C4-PFOS	1800316-03 WT1802140935MK 0.26777	4.93e3	79.1	NO
7	7 13C6-PFDA	1800316-03 WT1802140935MK 0.26777	1.84e4	58.4	NO
8	8 13C7-PFUDa	1800316-03 WT1802140935MK 0.26777	2.80e4	82.8	NO

**Name: 180310M1\_11, Date: 10-Mar-2018, Time: 17:22:04, ID: 1800316-04 WT1802140950MK 0.27446, Description: WT1802140950MK**

	# Name	ID	Area	%Rec	Area Out
1	1 13C4-PFBA	1800316-04 WT1802140950MK 0.27446	1.14e4	91.4	NO
2	2 13C5-PFHxA	1800316-04 WT1802140950MK 0.27446	1.81e4	61.1	NO
3	3 13C3-PFHxS	1800316-04 WT1802140950MK 0.27446	4.84e3	80.2	NO
4	4 13C8-PFOA	1800316-04 WT1802140950MK 0.27446	1.86e4	63.9	NO
5	5 13C9-PFNA	1800316-04 WT1802140950MK 0.27446	2.31e4	77.6	NO
6	6 13C4-PFOS	1800316-04 WT1802140950MK 0.27446	4.99e3	80.1	NO
7	7 13C6-PFDA	1800316-04 WT1802140950MK 0.27446	2.17e4	68.7	NO
8	8 13C7-PFUDa	1800316-04 WT1802140950MK 0.27446	2.58e4	76.1	NO

**Name: 180310M1\_12, Date: 10-Mar-2018, Time: 17:33:34, ID: 1800316-05 WR1802141000MK 0.27409, Description: WR1802141000MK**

	# Name	ID	Area	%Rec	Area Out
1	1 13C4-PFBA	1800316-05 WR1802141000MK 0.27409	1.37e4	109.6	NO
2	2 13C5-PFHxA	1800316-05 WR1802141000MK 0.27409	2.24e4	75.7	NO
3	3 13C3-PFHxS	1800316-05 WR1802141000MK 0.27409	5.25e3	87.0	NO
4	4 13C8-PFOA	1800316-05 WR1802141000MK 0.27409	2.02e4	69.5	NO
5	5 13C9-PFNA	1800316-05 WR1802141000MK 0.27409	2.26e4	76.0	NO
6	6 13C4-PFOS	1800316-05 WR1802141000MK 0.27409	5.12e3	82.1	NO
7	7 13C6-PFDA	1800316-05 WR1802141000MK 0.27409	2.42e4	76.6	NO
8	8 13C7-PFUDa	1800316-05 WR1802141000MK 0.27409	2.59e4	76.5	NO

**Name: 180310M1\_13, Date: 10-Mar-2018, Time: 17:45:03, ID: 1800316-06 WT1802141015MK 0.26616, Description: WT1802141015MK**

	# Name	ID	Area	%Rec	Area Out
1	1 13C4-PFBA	1800316-06 WT1802141015MK 0.26616	1.29e4	103.1	NO
2	2 13C5-PFHxA	1800316-06 WT1802141015MK 0.26616	2.07e4	70.1	NO
3	3 13C3-PFHxS	1800316-06 WT1802141015MK 0.26616	4.81e3	79.7	NO
4	4 13C8-PFOA	1800316-06 WT1802141015MK 0.26616	1.81e4	62.1	NO
5	5 13C9-PFNA	1800316-06 WT1802141015MK 0.26616	2.32e4	78.0	NO
6	6 13C4-PFOS	1800316-06 WT1802141015MK 0.26616	4.66e3	74.7	NO
7	7 13C6-PFDA	1800316-06 WT1802141015MK 0.26616	1.95e4	61.8	NO
8	8 13C7-PFUDa	1800316-06 WT1802141015MK 0.26616	2.65e4	78.4	NO

Dataset: Untitled

Last Altered: Monday, March 12, 2018 15:41:52 Pacific Daylight Time  
Printed: Monday, March 12, 2018 15:41:57 Pacific Daylight Time

Name: 180310M1\_14, Date: 10-Mar-2018, Time: 17:56:30, ID: 1800317-01 WT1802131110MK 0.27276,  
Description: WT1802131110MK

	# Name	ID	Area	%Rec	Area Out
1	1 13C4-PFBA	1800317-01 WT1802131110MK 0.27276	1.07e4	85.9	NO
2	2 13C5-PFHxA	1800317-01 WT1802131110MK 0.27276	1.68e4	56.9	NO
3	3 13C3-PFHxS	1800317-01 WT1802131110MK 0.27276	4.78e3	79.2	NO
4	4 13C8-PFOA	1800317-01 WT1802131110MK 0.27276	1.70e4	58.4	NO
5	5 13C9-PFNA	1800317-01 WT1802131110MK 0.27276	1.94e4	65.1	NO
6	6 13C4-PFOS	1800317-01 WT1802131110MK 0.27276	5.05e3	80.9	NO
7	7 13C6-PFDA	1800317-01 WT1802131110MK 0.27276	1.75e4	55.3	NO
8	8 13C7-PFUDa	1800317-01 WT1802131110MK 0.27276	2.31e4	68.2	NO

Name: 180310M1\_15, Date: 10-Mar-2018, Time: 18:07:57, ID: 1800317-02 WR1802131120MK 0.24954,  
Description: WR1802131120MK

	# Name	ID	Area	%Rec	Area Out
1	1 13C4-PFBA	1800317-02 WR1802131120MK 0.24954	1.11e4	89.1	NO
2	2 13C5-PFHxA	1800317-02 WR1802131120MK 0.24954	1.86e4	62.7	NO
3	3 13C3-PFHxS	1800317-02 WR1802131120MK 0.24954	4.13e3	68.4	NO
4	4 13C8-PFOA	1800317-02 WR1802131120MK 0.24954	1.91e4	65.6	NO
5	5 13C9-PFNA	1800317-02 WR1802131120MK 0.24954	2.09e4	70.2	NO
6	6 13C4-PFOS	1800317-02 WR1802131120MK 0.24954	4.60e3	73.8	NO
7	7 13C6-PFDA	1800317-02 WR1802131120MK 0.24954	1.76e4	55.9	NO
8	8 13C7-PFUDa	1800317-02 WR1802131120MK 0.24954	2.36e4	69.7	NO

Name: 180310M1\_16, Date: 10-Mar-2018, Time: 18:19:24, ID: 1800317-03 WR1802131320MK 0.27537,  
Description: WR1802131320MK

	# Name	ID	Area	%Rec	Area Out
1	1 13C4-PFBA	1800317-03 WR1802131320MK 0.27537	1.28e4	102.0	NO
2	2 13C5-PFHxA	1800317-03 WR1802131320MK 0.27537	1.94e4	65.8	NO
3	3 13C3-PFHxS	1800317-03 WR1802131320MK 0.27537	4.17e3	69.2	NO
4	4 13C8-PFOA	1800317-03 WR1802131320MK 0.27537	1.99e4	68.2	NO
5	5 13C9-PFNA	1800317-03 WR1802131320MK 0.27537	2.16e4	72.6	NO
6	6 13C4-PFOS	1800317-03 WR1802131320MK 0.27537	4.58e3	73.5	NO
7	7 13C6-PFDA	1800317-03 WR1802131320MK 0.27537	1.91e4	60.4	NO
8	8 13C7-PFUDa	1800317-03 WR1802131320MK 0.27537	2.09e4	61.7	NO

Name: 180310M1\_17, Date: 10-Mar-2018, Time: 18:30:50, ID: 1800317-04 WSOFT1802131600MK 0.26861,  
Description: WSOFT1802131600MK

	# Name	ID	Area	%Rec	Area Out
1	1 13C4-PFBA	1800317-04 WSOFT1802131600MK 0....	1.30e4	103.7	NO
2	2 13C5-PFHxA	1800317-04 WSOFT1802131600MK 0....	1.90e4	64.1	NO
3	3 13C3-PFHxS	1800317-04 WSOFT1802131600MK 0....	4.35e3	72.1	NO
4	4 13C8-PFOA	1800317-04 WSOFT1802131600MK 0....	2.04e4	70.0	NO
5	5 13C9-PFNA	1800317-04 WSOFT1802131600MK 0....	1.92e4	64.3	NO
6	6 13C4-PFOS	1800317-04 WSOFT1802131600MK 0....	4.70e3	75.4	NO
7	7 13C6-PFDA	1800317-04 WSOFT1802131600MK 0....	1.80e4	57.1	NO
8	8 13C7-PFUDa	1800317-04 WSOFT1802131600MK 0....	1.97e4	58.3	NO

Dataset: Untitled

Last Altered: Monday, March 12, 2018 15:41:52 Pacific Daylight Time  
Printed: Monday, March 12, 2018 15:41:57 Pacific Daylight Time

**Name: 180310M1\_18, Date: 10-Mar-2018, Time: 18:42:18, ID: IPA, Description: IPA**

	# Name	ID	Area	%Rec	Area Out
1	1 13C4-PFBA	IPA			NO
2	2 13C5-PFHxA	IPA			NO
3	3 13C3-PFHxS	IPA			NO
4	4 13C8-PFOA	IPA			NO
5	5 13C9-PFNA	IPA			NO
6	6 13C4-PFOS	IPA			NO
7	7 13C6-PFDA	IPA	9.01e0	0.0	YES
8	8 13C7-PFUDa	IPA	1.23e1	0.0	YES

**Name: 180310M1\_19, Date: 10-Mar-2018, Time: 18:53:44, ID: ST180310M1-2 PFC CS3 18C0607, Description: PFC CS3 18C0607**

	# Name	ID	Area	%Rec	Area Out
1	1 13C4-PFBA	ST180310M1-2 PFC CS3 18C0607	1.18e4	94.3	NO
2	2 13C5-PFHxA	ST180310M1-2 PFC CS3 18C0607	3.11e4	105.2	NO
3	3 13C3-PFHxS	ST180310M1-2 PFC CS3 18C0607	5.93e3	98.2	NO
4	4 13C8-PFOA	ST180310M1-2 PFC CS3 18C0607	3.22e4	110.7	NO
5	5 13C9-PFNA	ST180310M1-2 PFC CS3 18C0607	3.25e4	109.1	NO
6	6 13C4-PFOS	ST180310M1-2 PFC CS3 18C0607	6.90e3	110.7	NO
7	7 13C6-PFDA	ST180310M1-2 PFC CS3 18C0607	2.83e4	89.6	NO
8	8 13C7-PFUDa	ST180310M1-2 PFC CS3 18C0607	3.33e4	98.4	NO

**Name: 180310M1\_20, Date: 10-Mar-2018, Time: 19:05:13, ID: IPA, Description: IPA**

	# Name	ID	Area	%Rec	Area Out
1	1 13C4-PFBA	IPA			NO
2	2 13C5-PFHxA	IPA			NO
3	3 13C3-PFHxS	IPA			NO
4	4 13C8-PFOA	IPA	8.22e0	0.0	YES
5	5 13C9-PFNA	IPA	6.43e0	0.0	YES
6	6 13C4-PFOS	IPA	5.59e0	0.1	YES
7	7 13C6-PFDA	IPA	1.17e1	0.0	YES
8	8 13C7-PFUDa	IPA	2.18e1	0.1	YES

**Name: 180310M1\_21, Date: 10-Mar-2018, Time: 19:16:42, ID: 1800317-05 WR1802140900MK 0.26084, Description: WR1802140900MK**

	# Name	ID	Area	%Rec	Area Out
1	1 13C4-PFBA	1800317-05 WR1802140900MK 0.26084	1.15e4	92.2	NO
2	2 13C5-PFHxA	1800317-05 WR1802140900MK 0.26084	1.83e4	61.8	NO
3	3 13C3-PFHxS	1800317-05 WR1802140900MK 0.26084	4.56e3	75.6	NO
4	4 13C8-PFOA	1800317-05 WR1802140900MK 0.26084	1.91e4	65.5	NO
5	5 13C9-PFNA	1800317-05 WR1802140900MK 0.26084	2.09e4	70.1	NO
6	6 13C4-PFOS	1800317-05 WR1802140900MK 0.26084	4.62e3	74.2	NO
7	7 13C6-PFDA	1800317-05 WR1802140900MK 0.26084	2.17e4	68.7	NO
8	8 13C7-PFUDa	1800317-05 WR1802140900MK 0.26084	2.45e4	72.5	NO

Dataset: Untitled

Last Altered: Monday, March 12, 2018 15:41:52 Pacific Daylight Time  
Printed: Monday, March 12, 2018 15:41:57 Pacific Daylight Time

**Name: 180310M1\_22, Date: 10-Mar-2018, Time: 19:28:12, ID: 1800317-06 WT1802140915MK 0.27055, Description: WT1802140915MK**

	# Name	ID	Area	%Rec	Area Out
1	1 13C4-PFBA	1800317-06 WT1802140915MK 0.27055	1.08e4	86.1	NO
2	2 13C5-PFHxA	1800317-06 WT1802140915MK 0.27055	1.68e4	56.7	NO
3	3 13C3-PFHxS	1800317-06 WT1802140915MK 0.27055	4.10e3	67.9	NO
4	4 13C8-PFOA	1800317-06 WT1802140915MK 0.27055	1.82e4	62.4	NO
5	5 13C9-PFNA	1800317-06 WT1802140915MK 0.27055	2.09e4	70.1	NO
6	6 13C4-PFOS	1800317-06 WT1802140915MK 0.27055	4.32e3	69.2	NO
7	7 13C6-PFDA	1800317-06 WT1802140915MK 0.27055	1.79e4	56.6	NO
8	8 13C7-PFUdA	1800317-06 WT1802140915MK 0.27055	2.10e4	62.1	NO

**Name: 180310M1\_23, Date: 10-Mar-2018, Time: 19:39:42, ID: 1800317-07 WR1802141110MK 0.25587, Description: WR1802141110MK**

	# Name	ID	Area	%Rec	Area Out
1	1 13C4-PFBA	1800317-07 WR1802141110MK 0.25587	1.25e4	99.7	NO
2	2 13C5-PFHxA	1800317-07 WR1802141110MK 0.25587	1.88e4	63.4	NO
3	3 13C3-PFHxS	1800317-07 WR1802141110MK 0.25587	4.12e3	68.3	NO
4	4 13C8-PFOA	1800317-07 WR1802141110MK 0.25587	1.90e4	65.2	NO
5	5 13C9-PFNA	1800317-07 WR1802141110MK 0.25587	2.23e4	74.9	NO
6	6 13C4-PFOS	1800317-07 WR1802141110MK 0.25587	4.52e3	72.4	NO
7	7 13C6-PFDA	1800317-07 WR1802141110MK 0.25587	2.03e4	64.4	NO
8	8 13C7-PFUdA	1800317-07 WR1802141110MK 0.25587	2.26e4	66.9	NO

**Name: 180310M1\_24, Date: 10-Mar-2018, Time: 19:51:11, ID: 1800319-01 REEPDW181FRB 0.11776, Description: REEPDW181FRB**

	# Name	ID	Area	%Rec	Area Out
1	1 13C4-PFBA	1800319-01 REEPDW181FRB 0.11776	1.24e4	99.1	NO
2	2 13C5-PFHxA	1800319-01 REEPDW181FRB 0.11776	2.04e4	69.1	NO
3	3 13C3-PFHxS	1800319-01 REEPDW181FRB 0.11776	4.52e3	74.8	NO
4	4 13C8-PFOA	1800319-01 REEPDW181FRB 0.11776	1.82e4	62.4	NO
5	5 13C9-PFNA	1800319-01 REEPDW181FRB 0.11776	2.23e4	74.7	NO
6	6 13C4-PFOS	1800319-01 REEPDW181FRB 0.11776	4.81e3	77.1	NO
7	7 13C6-PFDA	1800319-01 REEPDW181FRB 0.11776	2.17e4	68.6	NO
8	8 13C7-PFUdA	1800319-01 REEPDW181FRB 0.11776	2.26e4	66.9	NO

**Name: 180310M1\_25, Date: 10-Mar-2018, Time: 20:02:43, ID: 1800319-02 REEPDW182FRB 0.12058, Description: REEPDW182FRB**

	# Name	ID	Area	%Rec	Area Out
1	1 13C4-PFBA	1800319-02 REEPDW182FRB 0.12058	1.21e4	96.5	NO
2	2 13C5-PFHxA	1800319-02 REEPDW182FRB 0.12058	1.96e4	66.4	NO
3	3 13C3-PFHxS	1800319-02 REEPDW182FRB 0.12058	4.47e3	74.1	NO
4	4 13C8-PFOA	1800319-02 REEPDW182FRB 0.12058	1.87e4	64.1	NO
5	5 13C9-PFNA	1800319-02 REEPDW182FRB 0.12058	2.24e4	75.3	NO
6	6 13C4-PFOS	1800319-02 REEPDW182FRB 0.12058	4.60e3	73.7	NO
7	7 13C6-PFDA	1800319-02 REEPDW182FRB 0.12058	2.40e4	76.2	NO
8	8 13C7-PFUdA	1800319-02 REEPDW182FRB 0.12058	2.22e4	65.5	NO

Dataset: Untitled

Last Altered: Monday, March 12, 2018 15:41:52 Pacific Daylight Time  
Printed: Monday, March 12, 2018 15:41:57 Pacific Daylight Time

Name: 180310M1\_26, Date: 10-Mar-2018, Time: 20:14:08, ID: 1800319-03 REEPDW183FRB 0.12057, Description: REEPDW183FRB

	# Name	ID	Area	%Rec	Area Out
1	1 13C4-PFBA	1800319-03 REEPDW183FRB 0.12057	1.20e4	95.9	NO
2	2 13C5-PFHxA	1800319-03 REEPDW183FRB 0.12057	1.98e4	66.9	NO
3	3 13C3-PFHxS	1800319-03 REEPDW183FRB 0.12057	4.27e3	70.8	NO
4	4 13C8-PFOA	1800319-03 REEPDW183FRB 0.12057	2.04e4	70.2	NO
5	5 13C9-PFNA	1800319-03 REEPDW183FRB 0.12057	2.19e4	73.6	NO
6	6 13C4-PFOS	1800319-03 REEPDW183FRB 0.12057	4.83e3	77.4	NO
7	7 13C6-PFDA	1800319-03 REEPDW183FRB 0.12057	2.02e4	64.0	NO
8	8 13C7-PFUDa	1800319-03 REEPDW183FRB 0.12057	2.10e4	62.2	NO

Name: 180310M1\_27, Date: 10-Mar-2018, Time: 20:25:35, ID: 1800319-04 REEPDW184FRB 0.12017, Description: REEPDW184FRB

	# Name	ID	Area	%Rec	Area Out
1	1 13C4-PFBA	1800319-04 REEPDW184FRB 0.12017	1.19e4	94.8	NO
2	2 13C5-PFHxA	1800319-04 REEPDW184FRB 0.12017	1.72e4	58.1	NO
3	3 13C3-PFHxS	1800319-04 REEPDW184FRB 0.12017	4.08e3	67.6	NO
4	4 13C8-PFOA	1800319-04 REEPDW184FRB 0.12017	1.74e4	59.7	NO
5	5 13C9-PFNA	1800319-04 REEPDW184FRB 0.12017	2.00e4	67.0	NO
6	6 13C4-PFOS	1800319-04 REEPDW184FRB 0.12017	4.60e3	73.8	NO
7	7 13C6-PFDA	1800319-04 REEPDW184FRB 0.12017	1.97e4	62.3	NO
8	8 13C7-PFUDa	1800319-04 REEPDW184FRB 0.12017	2.43e4	72.0	NO

Name: 180310M1\_28, Date: 10-Mar-2018, Time: 20:37:03, ID: 1800319-05 REEPDW185FRB 0.11948, Description: REEPDW185FRB

	# Name	ID	Area	%Rec	Area Out
1	1 13C4-PFBA	1800319-05 REEPDW185FRB 0.11948	1.20e4	95.7	NO
2	2 13C5-PFHxA	1800319-05 REEPDW185FRB 0.11948	1.95e4	65.9	NO
3	3 13C3-PFHxS	1800319-05 REEPDW185FRB 0.11948	4.16e3	69.0	NO
4	4 13C8-PFOA	1800319-05 REEPDW185FRB 0.11948	1.86e4	63.9	NO
5	5 13C9-PFNA	1800319-05 REEPDW185FRB 0.11948	2.18e4	73.3	NO
6	6 13C4-PFOS	1800319-05 REEPDW185FRB 0.11948	4.07e3	65.3	NO
7	7 13C6-PFDA	1800319-05 REEPDW185FRB 0.11948	1.93e4	61.2	NO
8	8 13C7-PFUDa	1800319-05 REEPDW185FRB 0.11948	2.01e4	59.3	NO

Name: 180310M1\_29, Date: 10-Mar-2018, Time: 20:48:33, ID: B8B0019-BS1 OPR 1, Description: OPR

	# Name	ID	Area	%Rec	Area Out
1	1 13C4-PFBA	B8B0019-BS1 OPR 1	1.23e4	98.2	NO
2	2 13C5-PFHxA	B8B0019-BS1 OPR 1	1.85e4	62.7	NO
3	3 13C3-PFHxS	B8B0019-BS1 OPR 1	3.46e3	57.3	NO
4	4 13C8-PFOA	B8B0019-BS1 OPR 1	1.70e4	58.3	NO
5	5 13C9-PFNA	B8B0019-BS1 OPR 1	2.21e4	74.0	NO
6	6 13C4-PFOS	B8B0019-BS1 OPR 1	4.10e3	65.8	NO
7	7 13C6-PFDA	B8B0019-BS1 OPR 1	1.95e4	61.7	NO
8	8 13C7-PFUDa	B8B0019-BS1 OPR 1	1.92e4	56.6	NO

Dataset: Untitled

Last Altered: Monday, March 12, 2018 15:41:52 Pacific Daylight Time  
Printed: Monday, March 12, 2018 15:41:57 Pacific Daylight Time

Name: 180310M1\_30, Date: 10-Mar-2018, Time: 21:00:02, ID: B8B0019-BLK1 Method Blank 1, Description: Method Blank

	# Name	ID	Area	%Rec	Area Out
1	1 13C4-PFBA	B8B0019-BLK1 Method Blank 1	1.18e4	94.2	NO
2	2 13C5-PFHxA	B8B0019-BLK1 Method Blank 1	1.76e4	59.6	NO
3	3 13C3-PFHxS	B8B0019-BLK1 Method Blank 1	3.66e3	60.6	NO
4	4 13C8-PFOA	B8B0019-BLK1 Method Blank 1	1.67e4	57.2	NO
5	5 13C9-PFNA	B8B0019-BLK1 Method Blank 1	2.15e4	72.3	NO
6	6 13C4-PFOS	B8B0019-BLK1 Method Blank 1	4.14e3	66.3	NO
7	7 13C6-PFDA	B8B0019-BLK1 Method Blank 1	2.03e4	64.4	NO
8	8 13C7-PFUDa	B8B0019-BLK1 Method Blank 1	1.99e4	58.8	NO

Name: 180310M1\_31, Date: 10-Mar-2018, Time: 21:11:31, ID: 1700800-01RE2 0032 1.06, Description: 0032

	# Name	ID	Area	%Rec	Area Out
1	1 13C4-PFBA	1700800-01RE2 0032 1.06	1.20e4	96.1	NO
2	2 13C5-PFHxA	1700800-01RE2 0032 1.06	1.87e4	63.1	NO
3	3 13C3-PFHxS	1700800-01RE2 0032 1.06	3.72e3	61.7	NO
4	4 13C8-PFOA	1700800-01RE2 0032 1.06	1.86e4	63.9	NO
5	5 13C9-PFNA	1700800-01RE2 0032 1.06	2.09e4	70.3	NO
6	6 13C4-PFOS	1700800-01RE2 0032 1.06	3.97e3	63.7	NO
7	7 13C6-PFDA	1700800-01RE2 0032 1.06	2.07e4	65.6	NO
8	8 13C7-PFUDa	1700800-01RE2 0032 1.06	2.23e4	66.1	NO

Name: 180310M1\_32, Date: 10-Mar-2018, Time: 21:23:01, ID: B8B0147-BS1 OPR 0.25, Description: OPR

	# Name	ID	Area	%Rec	Area Out
1	1 13C4-PFBA	B8B0147-BS1 OPR 0.25	1.52e4	121.4	NO
2	2 13C5-PFHxA	B8B0147-BS1 OPR 0.25	2.39e4	80.8	NO
3	3 13C3-PFHxS	B8B0147-BS1 OPR 0.25	5.10e3	84.5	NO
4	4 13C8-PFOA	B8B0147-BS1 OPR 0.25	2.40e4	82.4	NO
5	5 13C9-PFNA	B8B0147-BS1 OPR 0.25	2.67e4	89.5	NO
6	6 13C4-PFOS	B8B0147-BS1 OPR 0.25	5.14e3	82.5	NO
7	7 13C6-PFDA	B8B0147-BS1 OPR 0.25	2.62e4	82.9	NO
8	8 13C7-PFUDa	B8B0147-BS1 OPR 0.25	3.16e4	93.5	NO

Name: 180310M1\_33, Date: 10-Mar-2018, Time: 21:34:31, ID: B8B0147-BLK1 Method Blank 0.25, Description: Method Blank

	# Name	ID	Area	%Rec	Area Out
1	1 13C4-PFBA	B8B0147-BLK1 Method Blank 0.25	1.52e4	121.6	NO
2	2 13C5-PFHxA	B8B0147-BLK1 Method Blank 0.25	2.38e4	80.6	NO
3	3 13C3-PFHxS	B8B0147-BLK1 Method Blank 0.25	4.80e3	79.5	NO
4	4 13C8-PFOA	B8B0147-BLK1 Method Blank 0.25	2.23e4	76.6	NO
5	5 13C9-PFNA	B8B0147-BLK1 Method Blank 0.25	2.43e4	81.7	NO
6	6 13C4-PFOS	B8B0147-BLK1 Method Blank 0.25	5.10e3	81.8	NO
7	7 13C6-PFDA	B8B0147-BLK1 Method Blank 0.25	2.66e4	84.4	NO
8	8 13C7-PFUDa	B8B0147-BLK1 Method Blank 0.25	2.68e4	79.2	NO



Dataset: Untitled

Last Altered: Monday, March 12, 2018 15:41:52 Pacific Daylight Time  
Printed: Monday, March 12, 2018 15:41:57 Pacific Daylight Time

**Name: 180310M1\_34, Date: 10-Mar-2018, Time: 21:46:00, ID: 1800343-01 YMCA Maintenance Bldg 0.25915, Description: YMCA Maintenance Bldg**

	# Name	ID	Area	%Rec	Area Out
1	1 13C4-PFBA	1800343-01 YMCA Maintenance Bldg 0....	1.20e4	95.8	NO
2	2 13C5-PFHxA	1800343-01 YMCA Maintenance Bldg 0....	1.82e4	61.7	NO
3	3 13C3-PFHxS	1800343-01 YMCA Maintenance Bldg 0....	4.35e3	72.0	NO
4	4 13C8-PFOA	1800343-01 YMCA Maintenance Bldg 0....	1.79e4	61.4	NO
5	5 13C9-PFNA	1800343-01 YMCA Maintenance Bldg 0....	1.98e4	66.4	NO
6	6 13C4-PFOS	1800343-01 YMCA Maintenance Bldg 0....	4.89e3	78.4	NO
7	7 13C6-PFDA	1800343-01 YMCA Maintenance Bldg 0....	1.87e4	59.3	NO
8	8 13C7-PFUdA	1800343-01 YMCA Maintenance Bldg 0....	2.16e4	63.9	NO

**Name: 180310M1\_35, Date: 10-Mar-2018, Time: 21:57:30, ID: 1800343-02 YMCA Residence 0.26136, Description: YMCA Residence**

	# Name	ID	Area	%Rec	Area Out
1	1 13C4-PFBA	1800343-02 YMCA Residence 0.26136	1.23e4	98.5	NO
2	2 13C5-PFHxA	1800343-02 YMCA Residence 0.26136	2.00e4	67.6	NO
3	3 13C3-PFHxS	1800343-02 YMCA Residence 0.26136	4.75e3	78.8	NO
4	4 13C8-PFOA	1800343-02 YMCA Residence 0.26136	1.83e4	62.8	NO
5	5 13C9-PFNA	1800343-02 YMCA Residence 0.26136	2.31e4	77.4	NO
6	6 13C4-PFOS	1800343-02 YMCA Residence 0.26136	4.73e3	75.8	NO
7	7 13C6-PFDA	1800343-02 YMCA Residence 0.26136	1.76e4	55.8	NO
8	8 13C7-PFUdA	1800343-02 YMCA Residence 0.26136	2.59e4	76.4	NO

**Name: 180310M1\_36, Date: 10-Mar-2018, Time: 22:08:59, ID: B8B0157-BS1 OPR 0.25, Description: OPR**

	# Name	ID	Area	%Rec	Area Out
1	1 13C4-PFBA	B8B0157-BS1 OPR 0.25	1.84e4	146.9	NO
2	2 13C5-PFHxA	B8B0157-BS1 OPR 0.25	2.75e4	93.0	NO
3	3 13C3-PFHxS	B8B0157-BS1 OPR 0.25	6.04e3	100.1	NO
4	4 13C8-PFOA	B8B0157-BS1 OPR 0.25	2.65e4	91.0	NO
5	5 13C9-PFNA	B8B0157-BS1 OPR 0.25	2.84e4	95.5	NO
6	6 13C4-PFOS	B8B0157-BS1 OPR 0.25	6.61e3	106.0	NO
7	7 13C6-PFDA	B8B0157-BS1 OPR 0.25	2.55e4	80.9	NO
8	8 13C7-PFUdA	B8B0157-BS1 OPR 0.25	3.47e4	102.7	NO

**Name: 180310M1\_37, Date: 10-Mar-2018, Time: 22:20:28, ID: B8B0157-BSD1 LCSD 0.25, Description: LCSD**

	# Name	ID	Area	%Rec	Area Out
1	1 13C4-PFBA	B8B0157-BSD1 LCSD 0.25	1.85e4	147.8	NO
2	2 13C5-PFHxA	B8B0157-BSD1 LCSD 0.25	2.85e4	96.2	NO
3	3 13C3-PFHxS	B8B0157-BSD1 LCSD 0.25	5.78e3	95.7	NO
4	4 13C8-PFOA	B8B0157-BSD1 LCSD 0.25	2.51e4	86.1	NO
5	5 13C9-PFNA	B8B0157-BSD1 LCSD 0.25	3.40e4	114.2	NO
6	6 13C4-PFOS	B8B0157-BSD1 LCSD 0.25	6.34e3	101.6	NO
7	7 13C6-PFDA	B8B0157-BSD1 LCSD 0.25	2.94e4	93.2	NO
8	8 13C7-PFUdA	B8B0157-BSD1 LCSD 0.25	3.61e4	106.7	NO

Dataset: Untitled

Last Altered: Monday, March 12, 2018 15:41:52 Pacific Daylight Time  
Printed: Monday, March 12, 2018 15:41:57 Pacific Daylight Time

Name: 180310M1\_38, Date: 10-Mar-2018, Time: 22:31:57, ID: B8B0157-BLK1 Method Blank 0.25, Description: Method Blank

	# Name	ID	Area	%Rec	Area Out
1	1 13C4-PFBA	B8B0157-BLK1 Method Blank 0.25	1.86e4	149.0	NO
2	2 13C5-PFHxA	B8B0157-BLK1 Method Blank 0.25	2.84e4	95.9	NO
3	3 13C3-PFHxS	B8B0157-BLK1 Method Blank 0.25	6.33e3	104.9	NO
4	4 13C8-PFOA	B8B0157-BLK1 Method Blank 0.25	2.78e4	95.5	NO
5	5 13C9-PFNA	B8B0157-BLK1 Method Blank 0.25	3.21e4	107.6	NO
6	6 13C4-PFOS	B8B0157-BLK1 Method Blank 0.25	6.46e3	103.6	NO
7	7 13C6-PFDA	B8B0157-BLK1 Method Blank 0.25	2.81e4	89.1	NO
8	8 13C7-PFUDa	B8B0157-BLK1 Method Blank 0.25	3.23e4	95.4	NO

Name: 180310M1\_39, Date: 10-Mar-2018, Time: 22:43:27, ID: 1800331-01 906A 0.12044, Description: 906A

	# Name	ID	Area	%Rec	Area Out
1	1 13C4-PFBA	1800331-01 906A 0.12044	1.58e4	125.9	NO
2	2 13C5-PFHxA	1800331-01 906A 0.12044	2.27e4	76.8	NO
3	3 13C3-PFHxS	1800331-01 906A 0.12044	5.18e3	85.8	NO
4	4 13C8-PFOA	1800331-01 906A 0.12044	2.18e4	75.0	NO
5	5 13C9-PFNA	1800331-01 906A 0.12044	2.48e4	83.1	NO
6	6 13C4-PFOS	1800331-01 906A 0.12044	6.12e3	98.2	NO
7	7 13C6-PFDA	1800331-01 906A 0.12044	2.59e4	82.0	NO
8	8 13C7-PFUDa	1800331-01 906A 0.12044	2.51e4	74.1	NO

Name: 180310M1\_40, Date: 10-Mar-2018, Time: 22:54:54, ID: 1800331-02 906b 0.11572, Description: 906b

	# Name	ID	Area	%Rec	Area Out
1	1 13C4-PFBA	1800331-02 906b 0.11572	1.53e4	122.0	NO
2	2 13C5-PFHxA	1800331-02 906b 0.11572	2.41e4	81.4	NO
3	3 13C3-PFHxS	1800331-02 906b 0.11572	6.77e3	112.2	NO
4	4 13C8-PFOA	1800331-02 906b 0.11572	2.35e4	80.8	NO
5	5 13C9-PFNA	1800331-02 906b 0.11572	2.65e4	89.0	NO
6	6 13C4-PFOS	1800331-02 906b 0.11572	7.29e3	116.8	NO
7	7 13C6-PFDA	1800331-02 906b 0.11572	2.84e4	90.0	NO
8	8 13C7-PFUDa	1800331-02 906b 0.11572	3.27e4	96.7	NO

Name: 180310M1\_41, Date: 10-Mar-2018, Time: 23:06:24, ID: 1800331-03 908 0.11722, Description: 908

	# Name	ID	Area	%Rec	Area Out
1	1 13C4-PFBA	1800331-03 908 0.11722	1.58e4	126.2	NO
2	2 13C5-PFHxA	1800331-03 908 0.11722	2.30e4	77.9	NO
3	3 13C3-PFHxS	1800331-03 908 0.11722	5.39e3	89.3	NO
4	4 13C8-PFOA	1800331-03 908 0.11722	2.19e4	75.3	NO
5	5 13C9-PFNA	1800331-03 908 0.11722	2.72e4	91.4	NO
6	6 13C4-PFOS	1800331-03 908 0.11722	6.05e3	96.9	NO
7	7 13C6-PFDA	1800331-03 908 0.11722	2.43e4	76.9	NO
8	8 13C7-PFUDa	1800331-03 908 0.11722	2.72e4	80.3	NO

Dataset: Untitled

Last Altered: Monday, March 12, 2018 15:41:52 Pacific Daylight Time  
Printed: Monday, March 12, 2018 15:41:57 Pacific Daylight Time

**Name: 180310M1\_42, Date: 10-Mar-2018, Time: 23:17:53, ID: 1800331-04 911 0.11887, Description: 911**

	# Name	ID	Area	%Rec	Area Out
1	1 13C4-PFBA	1800331-04 911 0.11887	1.57e4	125.2	NO
2	2 13C5-PFHxA	1800331-04 911 0.11887	2.23e4	75.5	NO
3	3 13C3-PFHxS	1800331-04 911 0.11887	5.46e3	90.4	NO
4	4 13C8-PFOA	1800331-04 911 0.11887	2.16e4	74.0	NO
5	5 13C9-PFNA	1800331-04 911 0.11887	2.23e4	74.8	NO
6	6 13C4-PFOS	1800331-04 911 0.11887	6.94e3	111.3	NO
7	7 13C6-PFDA	1800331-04 911 0.11887	2.41e4	76.3	NO
8	8 13C7-PFUdA	1800331-04 911 0.11887	2.65e4	78.2	NO

**Name: 180310M1\_43, Date: 10-Mar-2018, Time: 23:29:20, ID: IPA, Description: IPA**

	# Name	ID	Area	%Rec	Area Out
1	1 13C4-PFBA	IPA			NO
2	2 13C5-PFHxA	IPA	1.46e1	0.0	YES
3	3 13C3-PFHxS	IPA			NO
4	4 13C8-PFOA	IPA	5.01e0	0.0	YES
5	5 13C9-PFNA	IPA	1.07e1	0.0	YES
6	6 13C4-PFOS	IPA	1.17e1	0.2	YES
7	7 13C6-PFDA	IPA	1.01e1	0.0	YES
8	8 13C7-PFUdA	IPA			NO

**Name: 180310M1\_44, Date: 10-Mar-2018, Time: 23:40:49, ID: ST180310M1-3 PFC CS3 18C0607, Description: PFC CS3 18C0607**

	# Name	ID	Area	%Rec	Area Out
1	1 13C4-PFBA	ST180310M1-3 PFC CS3 18C0607	1.21e4	96.6	NO
2	2 13C5-PFHxA	ST180310M1-3 PFC CS3 18C0607	3.25e4	109.8	NO
3	3 13C3-PFHxS	ST180310M1-3 PFC CS3 18C0607	6.10e3	101.1	NO
4	4 13C8-PFOA	ST180310M1-3 PFC CS3 18C0607	3.27e4	112.2	NO
5	5 13C9-PFNA	ST180310M1-3 PFC CS3 18C0607	3.28e4	110.0	NO
6	6 13C4-PFOS	ST180310M1-3 PFC CS3 18C0607	6.22e3	99.7	NO
7	7 13C6-PFDA	ST180310M1-3 PFC CS3 18C0607	3.12e4	98.8	NO
8	8 13C7-PFUdA	ST180310M1-3 PFC CS3 18C0607	3.59e4	106.0	NO

**Name: 180310M1\_45, Date: 10-Mar-2018, Time: 23:52:19, ID: IPA, Description: IPA**

	# Name	ID	Area	%Rec	Area Out
1	1 13C4-PFBA	IPA			NO
2	2 13C5-PFHxA	IPA	5.46e0	0.0	YES
3	3 13C3-PFHxS	IPA			NO
4	4 13C8-PFOA	IPA	9.36e0	0.0	YES
5	5 13C9-PFNA	IPA			NO
6	6 13C4-PFOS	IPA	5.78e0	0.1	YES
7	7 13C6-PFDA	IPA			NO
8	8 13C7-PFUdA	IPA	2.09e1	0.1	YES

Dataset: Untitled

Last Altered: Monday, March 12, 2018 15:41:52 Pacific Daylight Time  
Printed: Monday, March 12, 2018 15:41:57 Pacific Daylight Time

Name: 180310M1\_46, Date: 11-Mar-2018, Time: 00:03:48, ID: 1800331-05 731 0.11762, Description: 731

	# Name	ID	Area	%Rec	Area Out
1	1 13C4-PFBA	1800331-05 731 0.11762	2.02e4	161.7	YES
2	2 13C5-PFHxA	1800331-05 731 0.11762	3.04e4	102.6	NO
3	3 13C3-PFHxS	1800331-05 731 0.11762	7.33e3	121.5	NO
4	4 13C8-PFOA	1800331-05 731 0.11762	2.84e4	97.5	NO
5	5 13C9-PFNA	1800331-05 731 0.11762	3.16e4	106.2	NO
6	6 13C4-PFOS	1800331-05 731 0.11762	7.40e3	118.6	NO
7	7 13C6-PFDA	1800331-05 731 0.11762	2.93e4	92.8	NO
8	8 13C7-PFUDa	1800331-05 731 0.11762	3.96e4	117.1	NO

Name: 180310M1\_47, Date: 11-Mar-2018, Time: 00:15:18, ID: 1800344-01 GW4751180215RAP 0.25614, Description: GW4751180215RAP

	# Name	ID	Area	%Rec	Area Out
1	1 13C4-PFBA	1800344-01 GW4751180215RAP 0.256...	1.66e4	132.5	NO
2	2 13C5-PFHxA	1800344-01 GW4751180215RAP 0.256...	2.56e4	86.6	NO
3	3 13C3-PFHxS	1800344-01 GW4751180215RAP 0.256...	5.25e3	87.0	NO
4	4 13C8-PFOA	1800344-01 GW4751180215RAP 0.256...	2.44e4	83.6	NO
5	5 13C9-PFNA	1800344-01 GW4751180215RAP 0.256...	2.84e4	95.3	NO
6	6 13C4-PFOS	1800344-01 GW4751180215RAP 0.256...	5.53e3	88.7	NO
7	7 13C6-PFDA	1800344-01 GW4751180215RAP 0.256...	2.41e4	76.2	NO
8	8 13C7-PFUDa	1800344-01 GW4751180215RAP 0.256...	3.20e4	94.6	NO

Name: 180310M1\_48, Date: 11-Mar-2018, Time: 00:26:47, ID: 1800344-02 GW5357180215RAP 0.26043, Description: GW5357180215RAP

	# Name	ID	Area	%Rec	Area Out
1	1 13C4-PFBA	1800344-02 GW5357180215RAP 0.260...	1.82e4	145.3	NO
2	2 13C5-PFHxA	1800344-02 GW5357180215RAP 0.260...	2.73e4	92.4	NO
3	3 13C3-PFHxS	1800344-02 GW5357180215RAP 0.260...	5.93e3	98.2	NO
4	4 13C8-PFOA	1800344-02 GW5357180215RAP 0.260...	2.56e4	87.7	NO
5	5 13C9-PFNA	1800344-02 GW5357180215RAP 0.260...	2.37e4	79.6	NO
6	6 13C4-PFOS	1800344-02 GW5357180215RAP 0.260...	6.42e3	102.9	NO
7	7 13C6-PFDA	1800344-02 GW5357180215RAP 0.260...	2.91e4	92.4	NO
8	8 13C7-PFUDa	1800344-02 GW5357180215RAP 0.260...	3.28e4	96.9	NO

Name: 180310M1\_49, Date: 11-Mar-2018, Time: 00:38:14, ID: 1800344-03 GW1620180216RAP 0.26555, Description: GW1620180216RAP

	# Name	ID	Area	%Rec	Area Out
1	1 13C4-PFBA	1800344-03 GW1620180216RAP 0.265...	1.64e4	131.2	NO
2	2 13C5-PFHxA	1800344-03 GW1620180216RAP 0.265...	2.50e4	84.6	NO
3	3 13C3-PFHxS	1800344-03 GW1620180216RAP 0.265...	5.85e3	96.9	NO
4	4 13C8-PFOA	1800344-03 GW1620180216RAP 0.265...	2.66e4	91.4	NO
5	5 13C9-PFNA	1800344-03 GW1620180216RAP 0.265...	2.63e4	88.4	NO
6	6 13C4-PFOS	1800344-03 GW1620180216RAP 0.265...	6.07e3	97.4	NO
7	7 13C6-PFDA	1800344-03 GW1620180216RAP 0.265...	2.57e4	81.3	NO
8	8 13C7-PFUDa	1800344-03 GW1620180216RAP 0.265...	2.85e4	84.3	NO

Dataset: Untitled

Last Altered: Monday, March 12, 2018 15:41:52 Pacific Daylight Time  
Printed: Monday, March 12, 2018 15:41:57 Pacific Daylight Time

**Name: 180310M1\_50, Date: 11-Mar-2018, Time: 00:49:43, ID: 1800344-04 GW2630180216RAP 0.26027, Description: GW2630180216RAP**

	# Name	ID	Area	%Rec	Area Out
1	1 13C4-PFBA	1800344-04 GW2630180216RAP 0.260...	1.75e4	140.0	NO
2	2 13C5-PFHxA	1800344-04 GW2630180216RAP 0.260...	2.76e4	93.4	NO
3	3 13C3-PFHxS	1800344-04 GW2630180216RAP 0.260...	5.83e3	96.6	NO
4	4 13C8-PFOA	1800344-04 GW2630180216RAP 0.260...	2.71e4	93.1	NO
5	5 13C9-PFNA	1800344-04 GW2630180216RAP 0.260...	2.79e4	93.8	NO
6	6 13C4-PFOS	1800344-04 GW2630180216RAP 0.260...	6.19e3	99.2	NO
7	7 13C6-PFDA	1800344-04 GW2630180216RAP 0.260...	2.39e4	75.8	NO
8	8 13C7-PFUDa	1800344-04 GW2630180216RAP 0.260...	2.94e4	86.8	NO

**Name: 180310M1\_51, Date: 11-Mar-2018, Time: 01:01:13, ID: 1800344-05 GW3640180216RAP 0.26103, Description: GW3640180216RAP**

	# Name	ID	Area	%Rec	Area Out
1	1 13C4-PFBA	1800344-05 GW3640180216RAP 0.261...	1.68e4	134.5	NO
2	2 13C5-PFHxA	1800344-05 GW3640180216RAP 0.261...	2.42e4	81.9	NO
3	3 13C3-PFHxS	1800344-05 GW3640180216RAP 0.261...	5.48e3	90.7	NO
4	4 13C8-PFOA	1800344-05 GW3640180216RAP 0.261...	2.44e4	83.8	NO
5	5 13C9-PFNA	1800344-05 GW3640180216RAP 0.261...	2.64e4	88.6	NO
6	6 13C4-PFOS	1800344-05 GW3640180216RAP 0.261...	5.83e3	93.5	NO
7	7 13C6-PFDA	1800344-05 GW3640180216RAP 0.261...	2.58e4	81.8	NO
8	8 13C7-PFUDa	1800344-05 GW3640180216RAP 0.261...	3.15e4	93.0	NO

**Name: 180310M1\_52, Date: 11-Mar-2018, Time: 01:12:42, ID: 1800353-02 WI-AF-FB01-022018 0.11958, Description: WI-AF-FB01-022018**

	# Name	ID	Area	%Rec	Area Out
1	1 13C4-PFBA	1800353-02 WI-AF-FB01-022018 0.119...	1.96e4	156.4	YES
2	2 13C5-PFHxA	1800353-02 WI-AF-FB01-022018 0.119...	2.70e4	91.3	NO
3	3 13C3-PFHxS	1800353-02 WI-AF-FB01-022018 0.119...	6.28e3	104.1	NO
4	4 13C8-PFOA	1800353-02 WI-AF-FB01-022018 0.119...	2.90e4	99.7	NO
5	5 13C9-PFNA	1800353-02 WI-AF-FB01-022018 0.119...	2.91e4	97.6	NO
6	6 13C4-PFOS	1800353-02 WI-AF-FB01-022018 0.119...	6.60e3	105.9	NO
7	7 13C6-PFDA	1800353-02 WI-AF-FB01-022018 0.119...	3.30e4	104.5	NO
8	8 13C7-PFUDa	1800353-02 WI-AF-FB01-022018 0.119...	3.78e4	111.8	NO

**Name: 180310M1\_53, Date: 11-Mar-2018, Time: 01:24:12, ID: 1800353-07 WI-AF-EB03-022018 0.12247, Description: WI-AF-EB03-022018**

	# Name	ID	Area	%Rec	Area Out
1	1 13C4-PFBA	1800353-07 WI-AF-EB03-022018 0.122...	2.10e4	167.4	YES
2	2 13C5-PFHxA	1800353-07 WI-AF-EB03-022018 0.122...	3.30e4	111.7	NO
3	3 13C3-PFHxS	1800353-07 WI-AF-EB03-022018 0.122...	6.81e3	112.8	NO
4	4 13C8-PFOA	1800353-07 WI-AF-EB03-022018 0.122...	3.30e4	113.1	NO
5	5 13C9-PFNA	1800353-07 WI-AF-EB03-022018 0.122...	3.59e4	120.6	NO
6	6 13C4-PFOS	1800353-07 WI-AF-EB03-022018 0.122...	6.61e3	106.1	NO
7	7 13C6-PFDA	1800353-07 WI-AF-EB03-022018 0.122...	3.32e4	105.1	NO
8	8 13C7-PFUDa	1800353-07 WI-AF-EB03-022018 0.122...	3.91e4	115.6	NO

Dataset: Untitled

Last Altered: Monday, March 12, 2018 15:41:52 Pacific Daylight Time  
Printed: Monday, March 12, 2018 15:41:57 Pacific Daylight Time

Name: 180310M1\_54, Date: 11-Mar-2018, Time: 01:35:41, ID: 1800353-01 WI-AF-N2-5-0218 0.11121, Description: WI-AF-N2-5-0218

	# Name	ID	Area	%Rec	Area Out
1	1 13C4-PFBA	1800353-01 WI-AF-N2-5-0218 0.11121	2.19e4	175.0	YES
2	2 13C5-PFHxA	1800353-01 WI-AF-N2-5-0218 0.11121	3.34e4	112.9	NO
3	3 13C3-PFHxS	1800353-01 WI-AF-N2-5-0218 0.11121	7.06e3	117.1	NO
4	4 13C8-PFOA	1800353-01 WI-AF-N2-5-0218 0.11121	3.32e4	114.0	NO
5	5 13C9-PFNA	1800353-01 WI-AF-N2-5-0218 0.11121	3.59e4	120.3	NO
6	6 13C4-PFOS	1800353-01 WI-AF-N2-5-0218 0.11121	3.81e3	61.1	NO
7	7 13C6-PFDA	1800353-01 WI-AF-N2-5-0218 0.11121	3.83e4	121.2	NO
8	8 13C7-PFUDa	1800353-01 WI-AF-N2-5-0218 0.11121	4.59e4	135.8	NO

Name: 180310M1\_55, Date: 11-Mar-2018, Time: 01:47:10, ID: 1800353-03 WI-AF-MW-3-0218 0.11741, Description: WI-AF-MW-3-0218

	# Name	ID	Area	%Rec	Area Out
1	1 13C4-PFBA	1800353-03 WI-AF-MW-3-0218 0.11741	2.13e4	170.1	YES
2	2 13C5-PFHxA	1800353-03 WI-AF-MW-3-0218 0.11741	3.20e4	108.2	NO
3	3 13C3-PFHxS	1800353-03 WI-AF-MW-3-0218 0.11741	6.69e3	110.9	NO
4	4 13C8-PFOA	1800353-03 WI-AF-MW-3-0218 0.11741	3.12e4	107.2	NO
5	5 13C9-PFNA	1800353-03 WI-AF-MW-3-0218 0.11741	3.52e4	118.1	NO
6	6 13C4-PFOS	1800353-03 WI-AF-MW-3-0218 0.11741	4.90e3	78.6	NO
7	7 13C6-PFDA	1800353-03 WI-AF-MW-3-0218 0.11741	3.31e4	105.0	NO
8	8 13C7-PFUDa	1800353-03 WI-AF-MW-3-0218 0.11741	4.04e4	119.5	NO

Name: 180310M1\_56, Date: 11-Mar-2018, Time: 01:58:39, ID: 1800353-04 WI-AF-MW-202-0218 0.11256, Description: WI-AF-MW-202-0218

	# Name	ID	Area	%Rec	Area Out
1	1 13C4-PFBA	1800353-04 WI-AF-MW-202-0218 0.11...	1.72e4	137.2	NO
2	2 13C5-PFHxA	1800353-04 WI-AF-MW-202-0218 0.11...	2.47e4	83.5	NO
3	3 13C3-PFHxS	1800353-04 WI-AF-MW-202-0218 0.11...	4.39e3	72.7	NO
4	4 13C8-PFOA	1800353-04 WI-AF-MW-202-0218 0.11...	2.64e4	90.7	NO
5	5 13C9-PFNA	1800353-04 WI-AF-MW-202-0218 0.11...	2.76e4	92.5	NO
6	6 13C4-PFOS	1800353-04 WI-AF-MW-202-0218 0.11...	3.27e3	52.5	NO
7	7 13C6-PFDA	1800353-04 WI-AF-MW-202-0218 0.11...	2.58e4	81.6	NO
8	8 13C7-PFUDa	1800353-04 WI-AF-MW-202-0218 0.11...	3.21e4	95.0	NO

Name: 180310M1\_57, Date: 11-Mar-2018, Time: 03:10:09, ID: 1800353-05 WI-AF-MW-204-0218 0.11807, Description: WI-AF-MW-204-0218

	# Name	ID	Area	%Rec	Area Out
1	1 13C4-PFBA	1800353-05 WI-AF-MW-204-0218 0.11...	1.88e4	150.6	YES
2	2 13C5-PFHxA	1800353-05 WI-AF-MW-204-0218 0.11...	2.67e4	90.4	NO
3	3 13C3-PFHxS	1800353-05 WI-AF-MW-204-0218 0.11...	4.57e3	75.7	NO
4	4 13C8-PFOA	1800353-05 WI-AF-MW-204-0218 0.11...	2.51e4	86.2	NO
5	5 13C9-PFNA	1800353-05 WI-AF-MW-204-0218 0.11...	2.98e4	99.9	NO
6	6 13C4-PFOS	1800353-05 WI-AF-MW-204-0218 0.11...	3.13e3	50.1	NO
7	7 13C6-PFDA	1800353-05 WI-AF-MW-204-0218 0.11...	2.80e4	88.8	NO
8	8 13C7-PFUDa	1800353-05 WI-AF-MW-204-0218 0.11...	3.30e4	97.6	NO

Dataset: Untitled

Last Altered: Monday, March 12, 2018 15:41:52 Pacific Daylight Time  
Printed: Monday, March 12, 2018 15:41:57 Pacific Daylight Time

**Name: 180310M1\_58, Date: 11-Mar-2018, Time: 03:21:38, ID: IPA, Description: IPA**

	# Name	ID	Area	%Rec	Area Out
1	1 13C4-PFBA	IPA			NO
2	2 13C5-PFHxA	IPA	7.58e0	0.0	YES
3	3 13C3-PFHxS	IPA			NO
4	4 13C8-PFOA	IPA			NO
5	5 13C9-PFNA	IPA	1.81e1	0.1	YES
6	6 13C4-PFOS	IPA			NO
7	7 13C6-PFDA	IPA	1.17e1	0.0	YES
8	8 13C7-PFUDa	IPA	1.34e1	0.0	YES

**Name: 180310M1\_59, Date: 11-Mar-2018, Time: 03:33:07, ID: ST180309M1-4 PFC CS3 18C0607, Description: PFC CS3 18C0607**

	# Name	ID	Area	%Rec	Area Out
1	1 13C4-PFBA	ST180309M1-4 PFC CS3 18C0607	1.20e4	96.1	NO
2	2 13C5-PFHxA	ST180309M1-4 PFC CS3 18C0607	3.30e4	111.6	NO
3	3 13C3-PFHxS	ST180309M1-4 PFC CS3 18C0607	6.38e3	105.8	NO
4	4 13C8-PFOA	ST180309M1-4 PFC CS3 18C0607	3.19e4	109.5	NO
5	5 13C9-PFNA	ST180309M1-4 PFC CS3 18C0607	3.78e4	126.8	NO
6	6 13C4-PFOS	ST180309M1-4 PFC CS3 18C0607	6.44e3	103.2	NO
7	7 13C6-PFDA	ST180309M1-4 PFC CS3 18C0607	3.36e4	106.6	NO
8	8 13C7-PFUDa	ST180309M1-4 PFC CS3 18C0607	3.57e4	105.6	NO

**Name: 180310M1\_60, Date: 11-Mar-2018, Time: 03:44:37, ID: IPA, Description: IPA**

	# Name	ID	Area	%Rec	Area Out
1	1 13C4-PFBA	IPA			NO
2	2 13C5-PFHxA	IPA	6.28e0	0.0	YES
3	3 13C3-PFHxS	IPA			NO
4	4 13C8-PFOA	IPA			NO
5	5 13C9-PFNA	IPA	1.05e1	0.0	YES
6	6 13C4-PFOS	IPA			NO
7	7 13C6-PFDA	IPA	1.61e1	0.1	YES
8	8 13C7-PFUDa	IPA	1.20e1	0.0	YES

**Name: 180310M1\_61, Date: 11-Mar-2018, Time: 03:56:06, ID: 1800353-06 WI-AF-MW-114-0218 0.11872, Description: WI-AF-MW-114-0218**

	# Name	ID	Area	%Rec	Area Out
1	1 13C4-PFBA	1800353-06 WI-AF-MW-114-0218 0.118...	2.03e4	162.6	YES
2	2 13C5-PFHxA	1800353-06 WI-AF-MW-114-0218 0.118...	3.18e4	107.7	NO
3	3 13C3-PFHxS	1800353-06 WI-AF-MW-114-0218 0.118...	5.61e3	92.9	NO
4	4 13C8-PFOA	1800353-06 WI-AF-MW-114-0218 0.118...	3.03e4	104.0	NO
5	5 13C9-PFNA	1800353-06 WI-AF-MW-114-0218 0.118...	3.38e4	113.4	NO
6	6 13C4-PFOS	1800353-06 WI-AF-MW-114-0218 0.118...	3.12e3	50.0	NO
7	7 13C6-PFDA	1800353-06 WI-AF-MW-114-0218 0.118...	3.34e4	106.0	NO
8	8 13C7-PFUDa	1800353-06 WI-AF-MW-114-0218 0.118...	3.92e4	115.9	NO

Dataset: Untitled

Last Altered: Monday, March 12, 2018 15:41:52 Pacific Daylight Time  
Printed: Monday, March 12, 2018 15:41:57 Pacific Daylight Time

**Name: 180310M1\_62, Date: 11-Mar-2018, Time: 04:07:36, ID: B8B0089-BS4 OPR 1, Description: OPR**

#	Name	ID	Area	%Rec	Area Out
1	1 13C4-PFBA	B8B0089-BS4 OPR 1	1.09e4	87.1	NO
2	2 13C5-PFHxA	B8B0089-BS4 OPR 1	1.69e4	57.0	NO
3	3 13C3-PFHxS	B8B0089-BS4 OPR 1	3.66e3	60.7	NO
4	4 13C8-PFOA	B8B0089-BS4 OPR 1	1.65e4	56.5	NO
5	5 13C9-PFNA	B8B0089-BS4 OPR 1	1.97e4	66.0	NO
6	6 13C4-PFOS	B8B0089-BS4 OPR 1	3.94e3	63.2	NO
7	7 13C6-PFDA	B8B0089-BS4 OPR 1	1.97e4	62.5	NO
8	8 13C7-PFUDa	B8B0089-BS4 OPR 1	1.74e4	51.4	NO

**Name: 180310M1\_63, Date: 11-Mar-2018, Time: 04:19:05, ID: B8B0089-BS3 OPR 1, Description: OPR**

#	Name	ID	Area	%Rec	Area Out
1	1 13C4-PFBA	B8B0089-BS3 OPR 1	1.01e4	80.8	NO
2	2 13C5-PFHxA	B8B0089-BS3 OPR 1	1.57e4	53.2	NO
3	3 13C3-PFHxS	B8B0089-BS3 OPR 1	3.65e3	60.5	NO
4	4 13C8-PFOA	B8B0089-BS3 OPR 1	1.64e4	56.2	NO
5	5 13C9-PFNA	B8B0089-BS3 OPR 1	1.71e4	57.4	NO
6	6 13C4-PFOS	B8B0089-BS3 OPR 1	3.94e3	63.1	NO
7	7 13C6-PFDA	B8B0089-BS3 OPR 1	1.81e4	57.3	NO
8	8 13C7-PFUDa	B8B0089-BS3 OPR 1	1.87e4	55.4	NO

**Name: 180310M1\_64, Date: 11-Mar-2018, Time: 04:30:35, ID: B8B0089-BS2 OPR 1, Description: OPR**

#	Name	ID	Area	%Rec	Area Out
1	1 13C4-PFBA	B8B0089-BS2 OPR 1	9.91e3	79.2	NO
2	2 13C5-PFHxA	B8B0089-BS2 OPR 1	1.55e4	52.4	NO
3	3 13C3-PFHxS	B8B0089-BS2 OPR 1	3.63e3	60.1	NO
4	4 13C8-PFOA	B8B0089-BS2 OPR 1	1.67e4	57.2	NO
5	5 13C9-PFNA	B8B0089-BS2 OPR 1	1.89e4	63.5	NO
6	6 13C4-PFOS	B8B0089-BS2 OPR 1	3.93e3	63.1	NO
7	7 13C6-PFDA	B8B0089-BS2 OPR 1	1.69e4	53.4	NO
8	8 13C7-PFUDa	B8B0089-BS2 OPR 1	1.59e4	47.1	YES

**Name: 180310M1\_65, Date: 11-Mar-2018, Time: 04:42:02, ID: B8B0089-BS1 OPR 1, Description: OPR**

#	Name	ID	Area	%Rec	Area Out
1	1 13C4-PFBA	B8B0089-BS1 OPR 1	9.66e3	77.2	NO
2	2 13C5-PFHxA	B8B0089-BS1 OPR 1	1.54e4	52.1	NO
3	3 13C3-PFHxS	B8B0089-BS1 OPR 1	3.72e3	61.6	NO
4	4 13C8-PFOA	B8B0089-BS1 OPR 1	1.65e4	56.7	NO
5	5 13C9-PFNA	B8B0089-BS1 OPR 1	1.92e4	64.6	NO
6	6 13C4-PFOS	B8B0089-BS1 OPR 1	3.91e3	62.7	NO
7	7 13C6-PFDA	B8B0089-BS1 OPR 1	1.66e4	52.6	NO
8	8 13C7-PFUDa	B8B0089-BS1 OPR 1	2.30e4	67.9	NO



Dataset: Untitled

Last Altered: Monday, March 12, 2018 15:41:52 Pacific Daylight Time  
Printed: Monday, March 12, 2018 15:41:57 Pacific Daylight Time

Name: 180310M1\_66, Date: 11-Mar-2018, Time: 04:53:29, ID: B8B0089-BLK1 Method Blank 1, Description: Method Blank

	# Name	ID	Area	%Rec	Area Out
1	1 13C4-PFBA	B8B0089-BLK1 Method Blank 1	8.80e3	70.3	NO
2	2 13C5-PFHxA	B8B0089-BLK1 Method Blank 1	1.55e4	52.4	NO
3	3 13C3-PFHxS	B8B0089-BLK1 Method Blank 1	3.67e3	60.8	NO
4	4 13C8-PFOA	B8B0089-BLK1 Method Blank 1	1.46e4	50.1	NO
5	5 13C9-PFNA	B8B0089-BLK1 Method Blank 1	1.83e4	61.4	NO
6	6 13C4-PFOS	B8B0089-BLK1 Method Blank 1	3.82e3	61.2	NO
7	7 13C6-PFDA	B8B0089-BLK1 Method Blank 1	1.68e4	53.2	NO
8	8 13C7-PFUDa	B8B0089-BLK1 Method Blank 1	1.59e4	47.1	YES

Name: 180310M1\_67, Date: 11-Mar-2018, Time: 05:04:56, ID: IPA, Description: IPA

	# Name	ID	Area	%Rec	Area Out
1	1 13C4-PFBA	IPA			NO
2	2 13C5-PFHxA	IPA	8.32e0	0.0	YES
3	3 13C3-PFHxS	IPA			NO
4	4 13C8-PFOA	IPA	6.95e0	0.0	YES
5	5 13C9-PFNA	IPA	8.77e0	0.0	YES
6	6 13C4-PFOS	IPA	8.08e0	0.1	YES
7	7 13C6-PFDA	IPA	1.74e1	0.1	YES
8	8 13C7-PFUDa	IPA	9.53e0	0.0	YES

Name: 180310M1\_68, Date: 11-Mar-2018, Time: 05:16:22, ID: ST180309M1-5 PFC CS3 18C0607, Description: PFC CS3 18C0607

	# Name	ID	Area	%Rec	Area Out
1	1 13C4-PFBA	ST180309M1-5 PFC CS3 18C0607	1.22e4	97.8	NO
2	2 13C5-PFHxA	ST180309M1-5 PFC CS3 18C0607	3.35e4	113.4	NO
3	3 13C3-PFHxS	ST180309M1-5 PFC CS3 18C0607	6.36e3	105.4	NO
4	4 13C8-PFOA	ST180309M1-5 PFC CS3 18C0607	3.15e4	108.2	NO
5	5 13C9-PFNA	ST180309M1-5 PFC CS3 18C0607	3.69e4	123.7	NO
6	6 13C4-PFOS	ST180309M1-5 PFC CS3 18C0607	6.70e3	107.4	NO
7	7 13C6-PFDA	ST180309M1-5 PFC CS3 18C0607	3.50e4	111.0	NO
8	8 13C7-PFUDa	ST180309M1-5 PFC CS3 18C0607	3.44e4	101.7	NO

Dataset: Untitled

Last Altered: Monday, March 12, 2018 16:35:28 Pacific Daylight Time

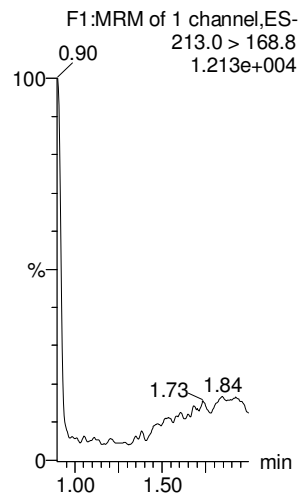
Printed: Monday, March 12, 2018 16:35:45 Pacific Daylight Time

Method: Z:\Projects\PFAS.PRO\MethDB\PFAS\_FULL\_80C\_030818.mdb 12 Mar 2018 15:51:17

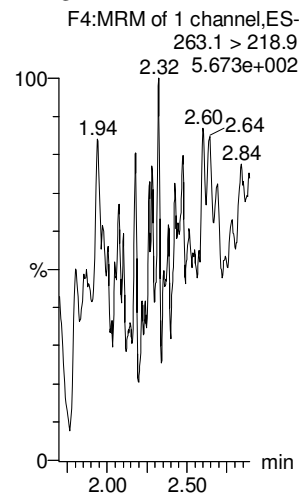
Calibration: Z:\Projects\PFAS.PRO\CurveDB\C18\_VAL-PFAS\_Q4\_03-08-18-FULL.cdb 09 Mar 2018 18:24:24

Name: 180310M1\_3, Date: 10-Mar-2018, Time: 15:50:19, ID: IPA, Description: IPA

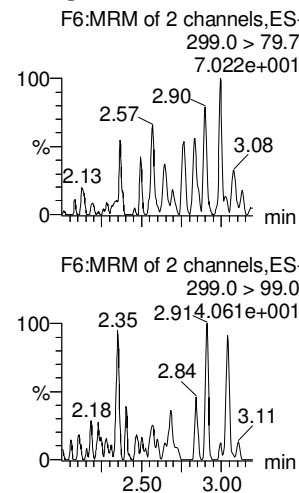
**PFBA**



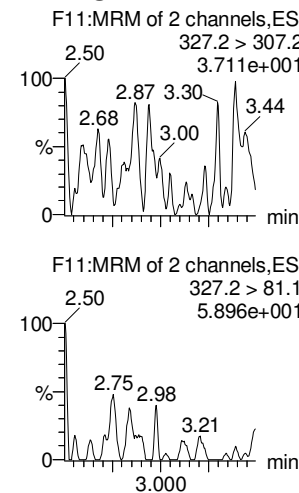
**PFPeA**



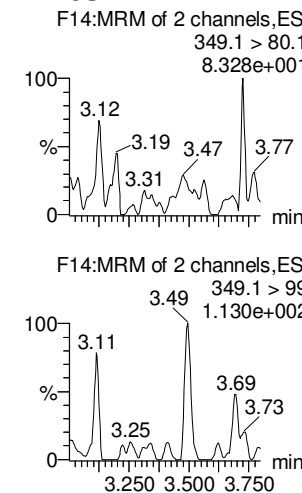
**PFBS**



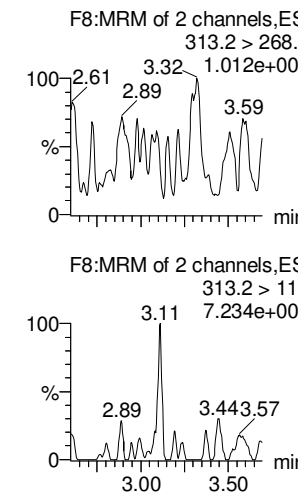
**4:2 FTS**



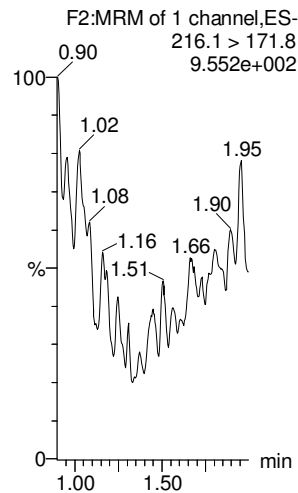
**PFPeS**



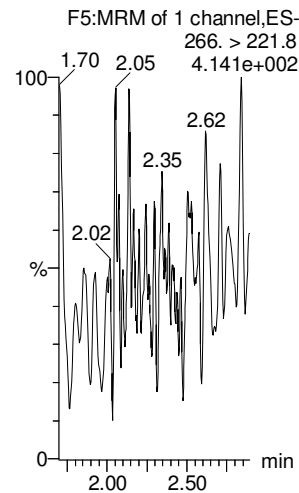
**PFHxA**



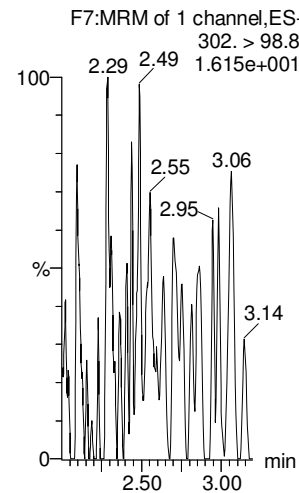
**13C3-PFBA**



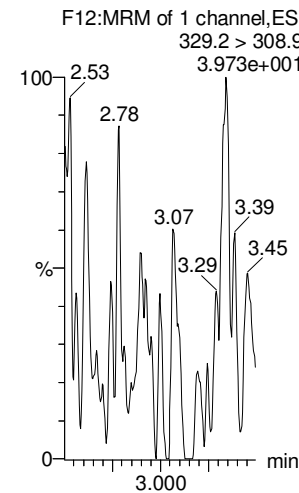
**13C3-PFPeA**



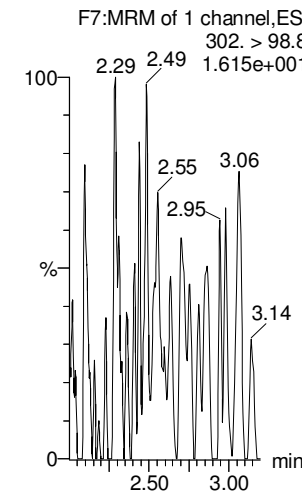
**13C3-PFBS**



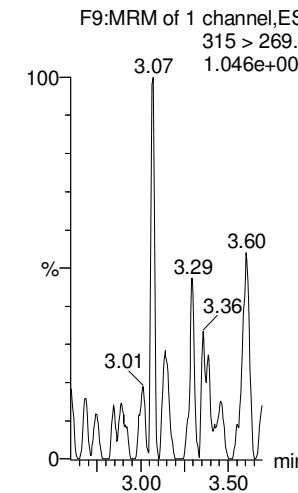
**13C2-4:2 FTS**



**13C3-PFBS**



**13C2-PFHxA**



Dataset: Untitled

Last Altered: Monday, March 12, 2018 16:35:28 Pacific Daylight Time

Printed: Monday, March 12, 2018 16:35:45 Pacific Daylight Time

Name: 180310M1\_3, Date: 10-Mar-2018, Time: 15:50:19, ID: IPA, Description: IPA

**PFHpA**

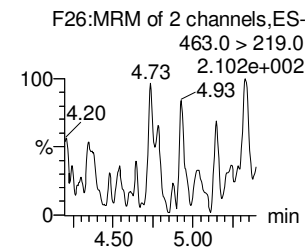
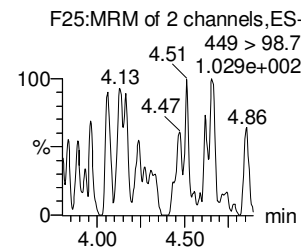
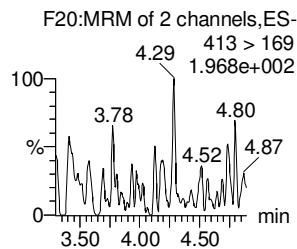
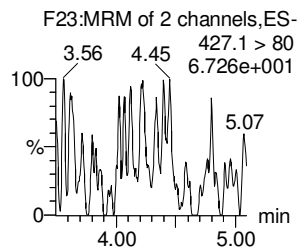
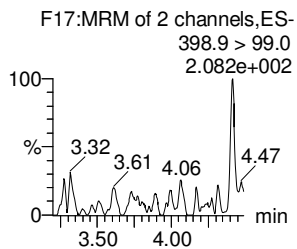
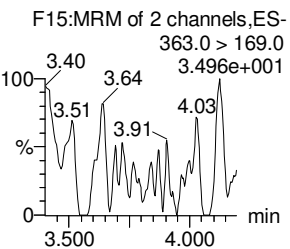
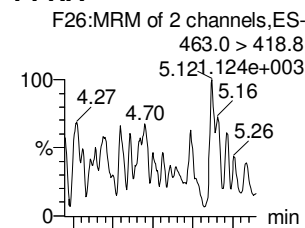
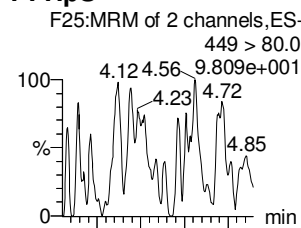
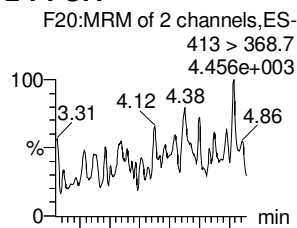
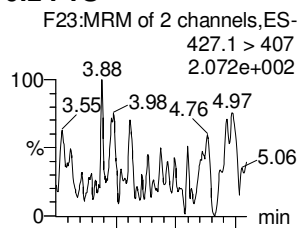
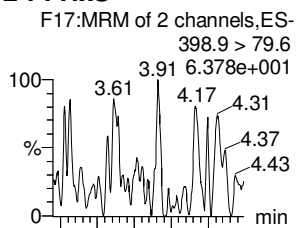
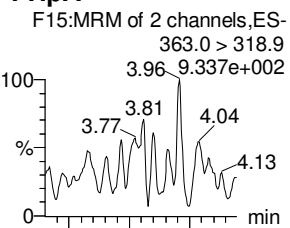
**L-PFHxS**

**6:2 FTS**

**L-PFOA**

**PFHpS**

**PFNA**



**13C4-PFHpA**

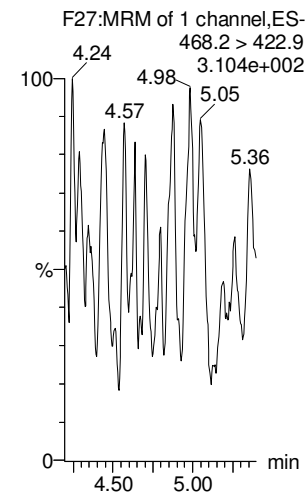
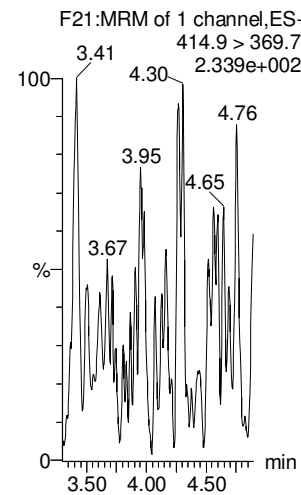
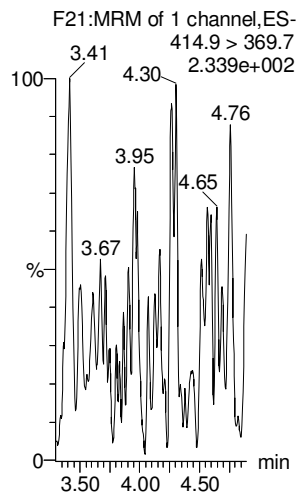
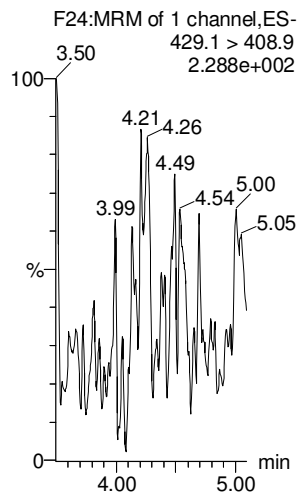
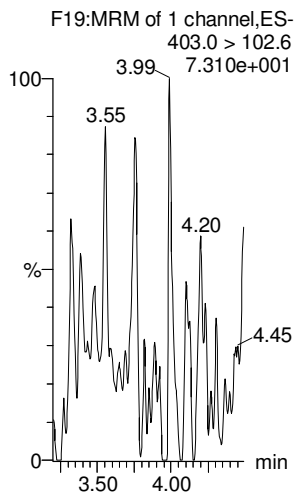
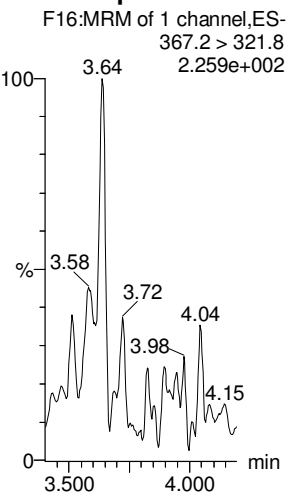
**18O2-PFHxS**

**13C2-6:2 FTS**

**13C2-PFOA**

**13C2-PFOA**

**13C5-PFNA**



Dataset: Untitled

Last Altered: Monday, March 12, 2018 16:35:28 Pacific Daylight Time

Printed: Monday, March 12, 2018 16:35:45 Pacific Daylight Time

Name: 180310M1\_3, Date: 10-Mar-2018, Time: 15:50:19, ID: IPA, Description: IPA

**PFOSA**

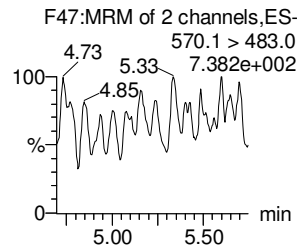
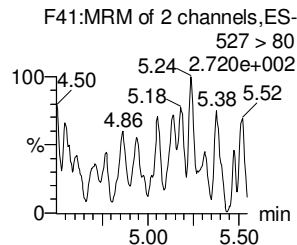
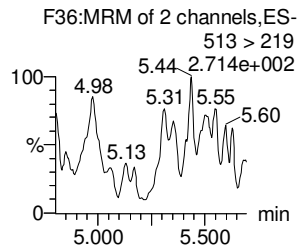
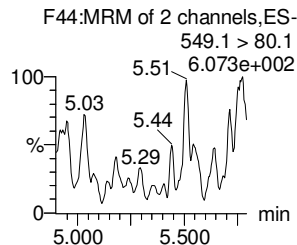
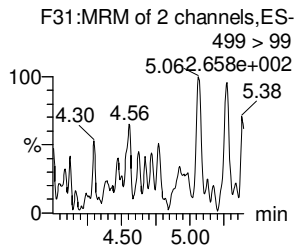
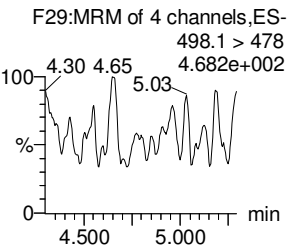
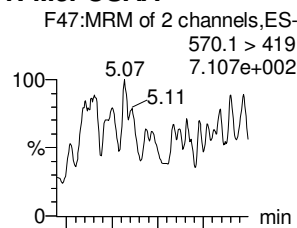
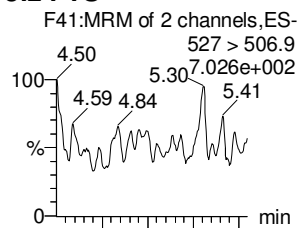
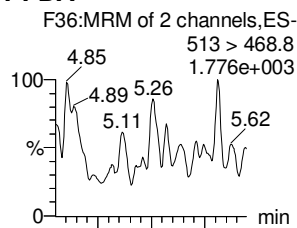
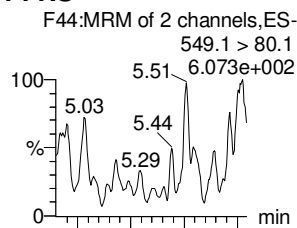
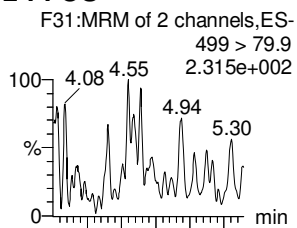
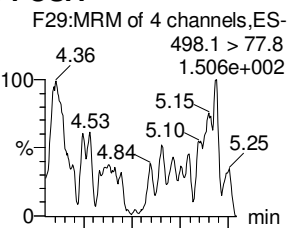
**L-PFOS**

**PFNS**

**PFDA**

**8:2 FTS**

**N-MeFOSAA**



**13C8-PFOA**

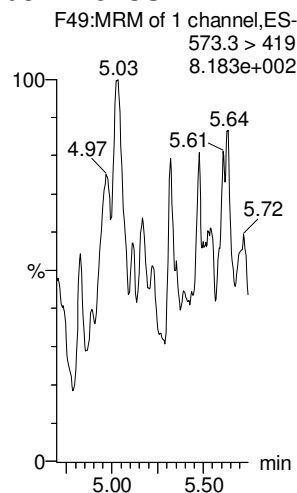
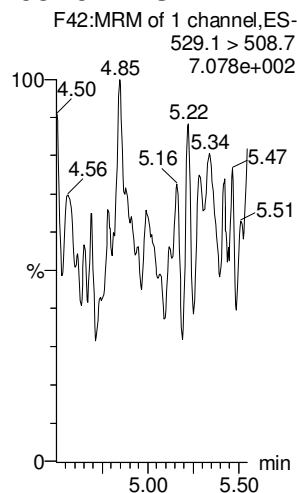
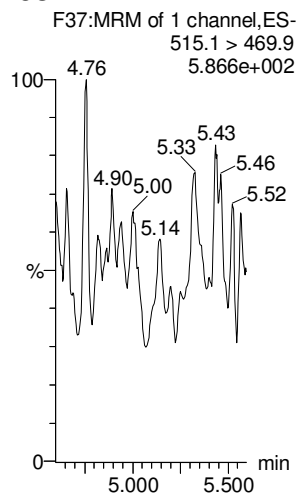
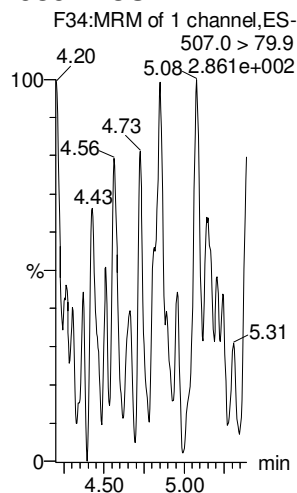
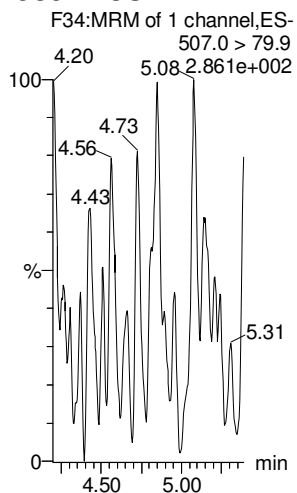
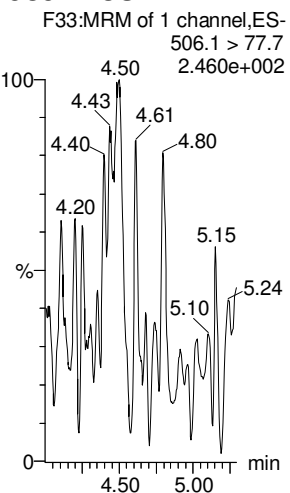
**13C8-PFOS**

**13C8-PFOS**

**13C2-PFDA**

**13C2-8:2 FTS**

**d3-N-MeFOSAA**



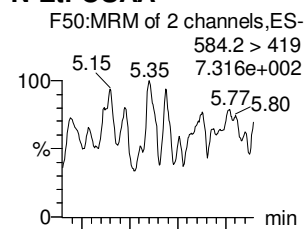
Dataset: Untitled

Last Altered: Monday, March 12, 2018 16:35:28 Pacific Daylight Time

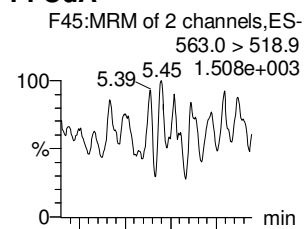
Printed: Monday, March 12, 2018 16:35:45 Pacific Daylight Time

Name: 180310M1\_3, Date: 10-Mar-2018, Time: 15:50:19, ID: IPA, Description: IPA

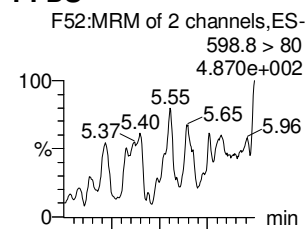
**N-EtFOSAA**



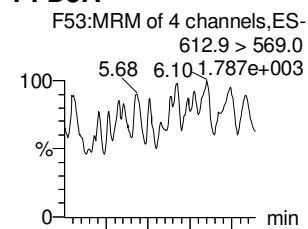
**PFUdA**



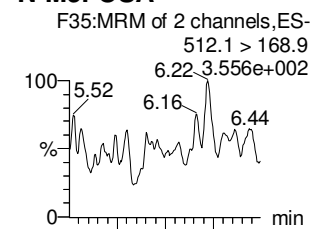
**PFDS**



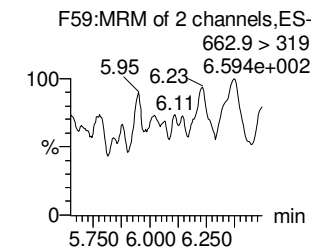
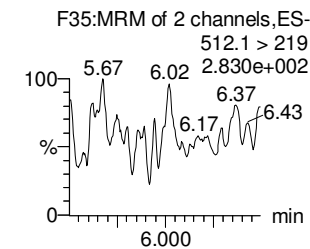
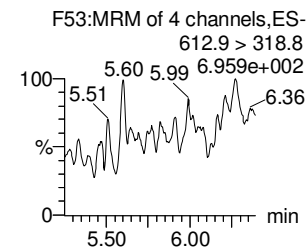
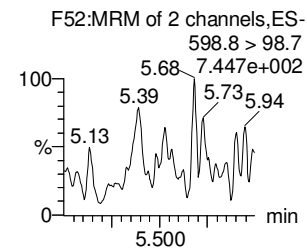
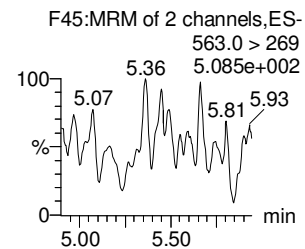
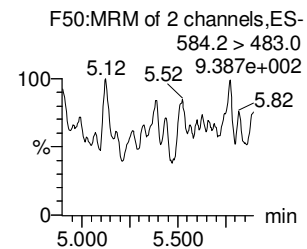
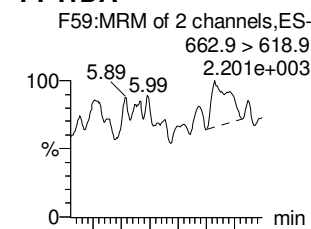
**PFDoA**



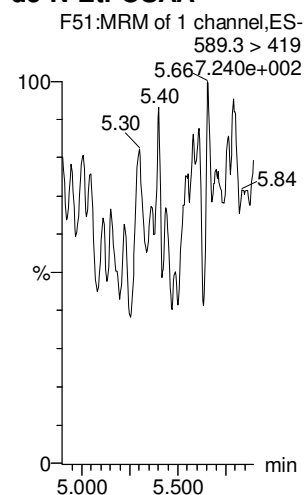
**N-MeFOSA**



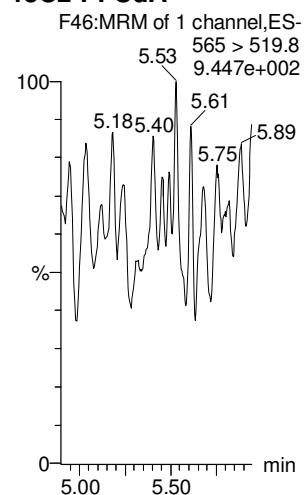
**PFTrDA**



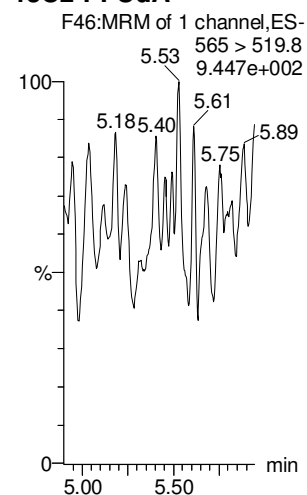
**d5-N-EtFOSAA**



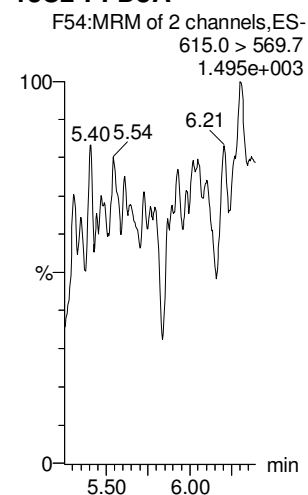
**13C2-PFUdA**



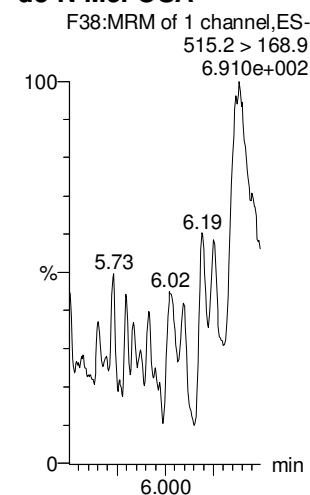
**13C2-PFUdA**



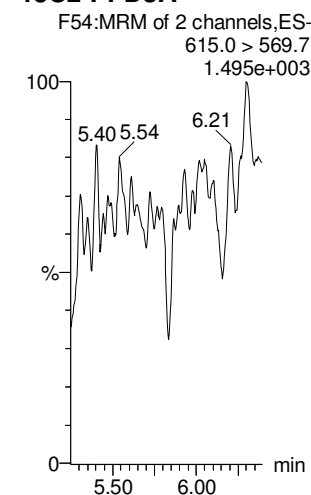
**13C2-PFDoA**



**d3-N-MeFOSA**



**13C2-PFDoA**



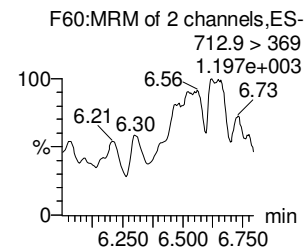
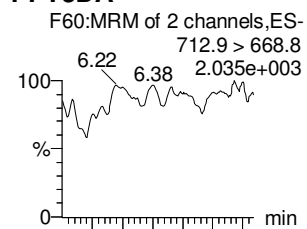
Dataset: Untitled

Last Altered: Monday, March 12, 2018 16:35:28 Pacific Daylight Time

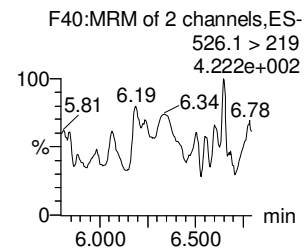
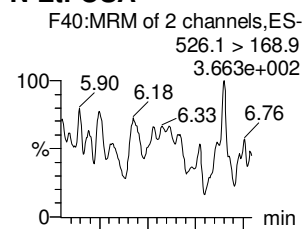
Printed: Monday, March 12, 2018 16:35:45 Pacific Daylight Time

Name: 180310M1\_3, Date: 10-Mar-2018, Time: 15:50:19, ID: IPA, Description: IPA

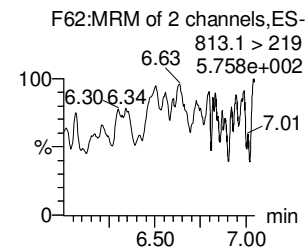
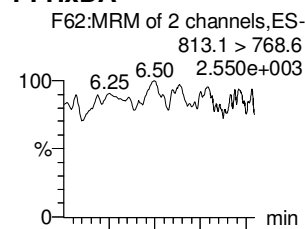
**PFTeDA**



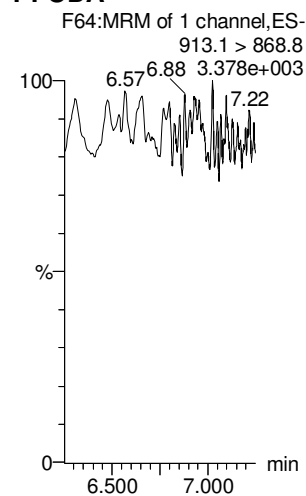
**N-EtFOFA**



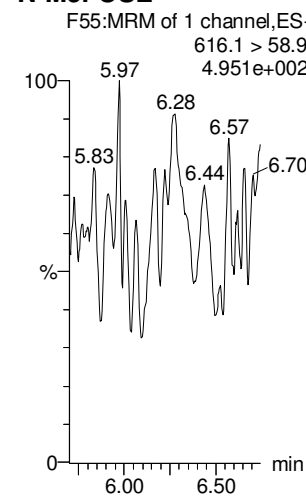
**PFHxDA**



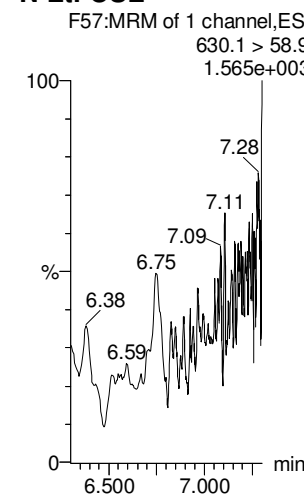
**PFODA**



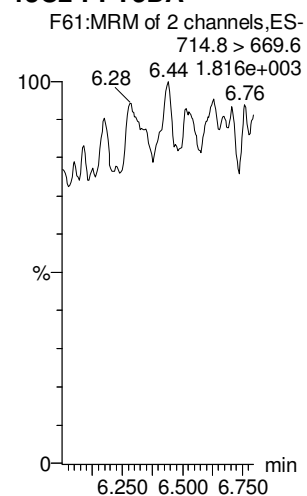
**N-MeFOSE**



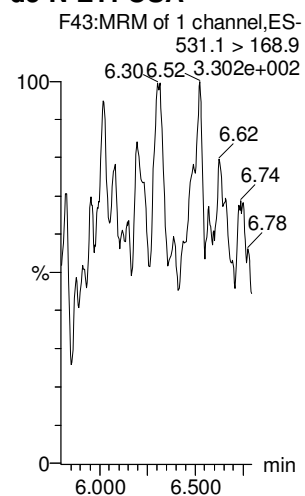
**N-EtFOSE**



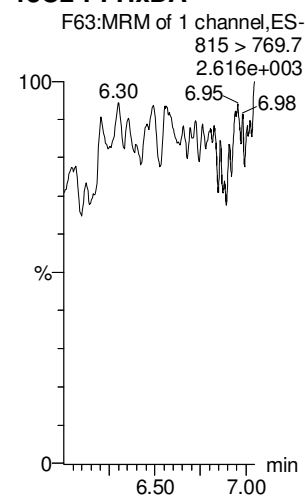
**13C2-PFTeDA**



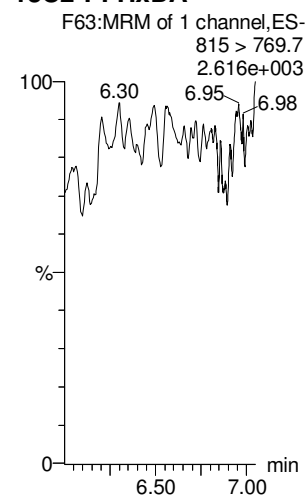
**d5-N-ETFOFA**



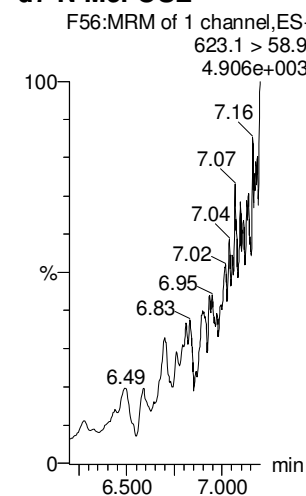
**13C2-PFHxDA**



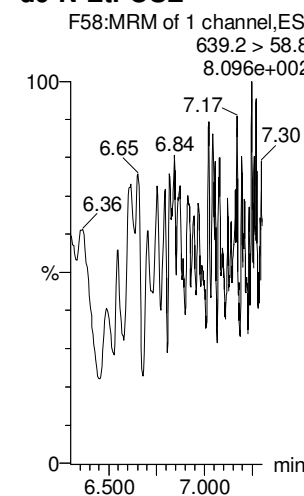
**13C2-PFHxDA**



**d7-N-MeFOSE**



**d9-N-EtFOSE**



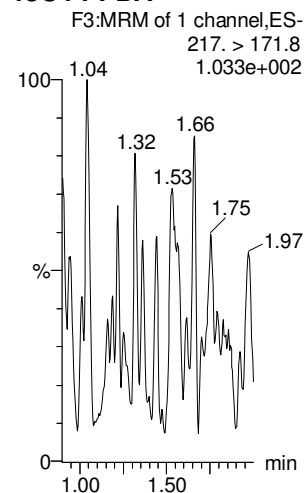
Dataset: Untitled

Last Altered: Monday, March 12, 2018 16:35:28 Pacific Daylight Time

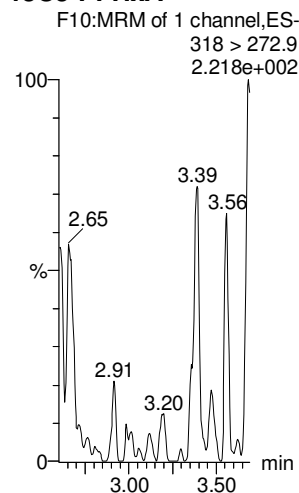
Printed: Monday, March 12, 2018 16:35:45 Pacific Daylight Time

Name: 180310M1\_3, Date: 10-Mar-2018, Time: 15:50:19, ID: IPA, Description: IPA

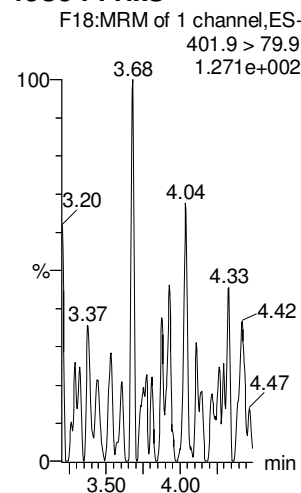
**13C4-PFBA**



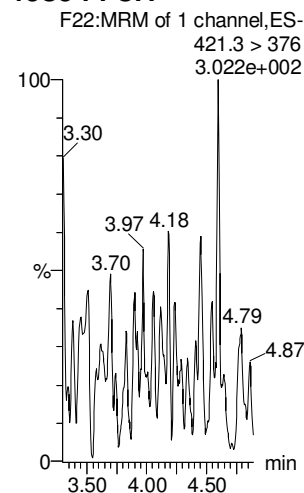
**13C5-PFHxA**



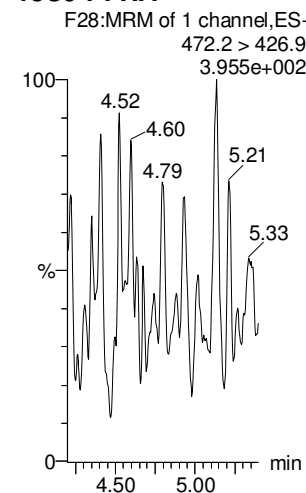
**13C3-PFHxS**



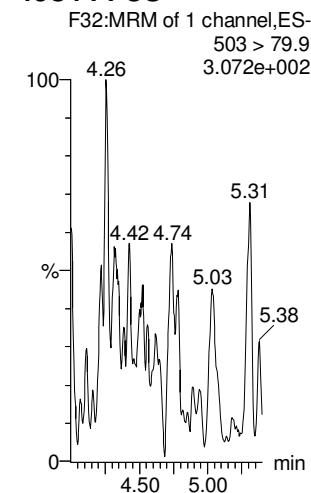
**13C8-PFOA**



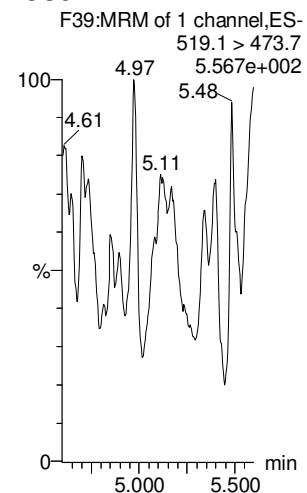
**13C9-PFNA**



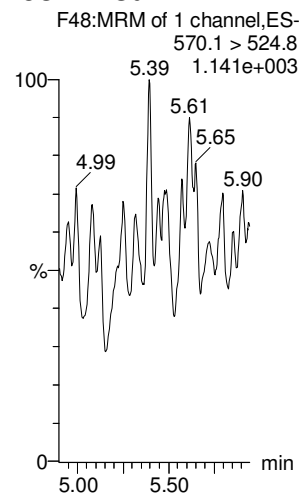
**13C4-PFOS**



**13C6-PFDA**



**13C7-PFUdA**



# LC Calibration Standards Review Checklist

Q4

Calibration ID:	ION Ratio	Concentration	C-Cals Name	Sign Date	Correct I-Cal	Manual Integrations	
ST180310 M1-1 (L M H)	<del>NA</del>	<input checked="" type="checkbox"/>	<input checked="" type="checkbox"/>	<input checked="" type="checkbox"/>	<input checked="" type="checkbox"/>	<input checked="" type="checkbox"/>	<input checked="" type="checkbox"/>
-2 (L M H)	<input type="checkbox"/>	<input checked="" type="checkbox"/>	<input checked="" type="checkbox"/>	<input checked="" type="checkbox"/>	<input checked="" type="checkbox"/>	<input checked="" type="checkbox"/>	<input type="checkbox"/>
-3 (L M H)	<input type="checkbox"/>	<input checked="" type="checkbox"/>	<input checked="" type="checkbox"/>	<input checked="" type="checkbox"/>	<input checked="" type="checkbox"/>	<input checked="" type="checkbox"/>	<input type="checkbox"/>
-4 (L M H)	<input type="checkbox"/>	<input checked="" type="checkbox"/>	<input checked="" type="checkbox"/>	<input checked="" type="checkbox"/>	<input checked="" type="checkbox"/>	<input checked="" type="checkbox"/>	<input type="checkbox"/>
-5 (L M H)	<input checked="" type="checkbox"/>	<input checked="" type="checkbox"/>	<input checked="" type="checkbox"/>	<input checked="" type="checkbox"/>	<input checked="" type="checkbox"/>	<input checked="" type="checkbox"/>	<input checked="" type="checkbox"/>
(L M H)	<input type="checkbox"/>	<input checked="" type="checkbox"/>	<input type="checkbox"/>	<input type="checkbox"/>	<input type="checkbox"/>	<input type="checkbox"/>	<input type="checkbox"/>
(L M H)	<input type="checkbox"/>	<input type="checkbox"/>	<input type="checkbox"/>	<input type="checkbox"/>	<input type="checkbox"/>	<input type="checkbox"/>	<input type="checkbox"/>
(L M H)	<input type="checkbox"/>	<input type="checkbox"/>	<input type="checkbox"/>	<input type="checkbox"/>	<input type="checkbox"/>	<input type="checkbox"/>	<input type="checkbox"/>
(L M H)	<input type="checkbox"/>	<input type="checkbox"/>	<input type="checkbox"/>	<input type="checkbox"/>	<input type="checkbox"/>	<input type="checkbox"/>	<input type="checkbox"/>
(L M H)	<input type="checkbox"/>	<input type="checkbox"/>	<input type="checkbox"/>	<input type="checkbox"/>	<input type="checkbox"/>	<input type="checkbox"/>	<input type="checkbox"/>

DM  
3/12/18

Full Mass Cal. Date: 3/7/18

Run Log Present:

# of Samples per Sequence Checked:

Instrument Blank Saved

IIS Area Saved

Reviewed By: DM 3/12/18  
Initials/Date

**Comments:**



Dataset: Z:\Projects\PFAS.PRO\Results\180310M1\180310M1-02.qld

Last Altered: Monday, March 12, 2018 15:11:40 Pacific Daylight Time  
Printed: Monday, March 12, 2018 15:16:42 Pacific Daylight Time

✓ am 3/12/18

Method: Z:\Projects\PFAS.PRO\MethDB\PFAS\_FULL\_80C\_030818.mdb 12 Mar 2018 12:07:46  
Calibration: Z:\Projects\PFAS.PRO\CurveDB\C18\_VAL-PFAS\_Q4\_03-08-18-FULL.cdb 09 Mar 2018 18:24:24

Name: 180310M1\_2, Date: 10-Mar-2018, Time: 15:38:52, ID: ST180310M1-1 PFC CS0 18C0604, Description: PFC CS0 18C0604

#	Name	Trace	Area	IS Area	RRF	Pred.RT	RT	y Axis Resp.	Conc.	%Rec	Recovery Out
1	1 PFBA	213.0 > 168.8	6.34e2	8.85e3		1.37	1.39	0.896	0.868	86.8	NO
2	2 PFPeA	263.1 > 218.9	1.73e3	2.35e4		2.70	2.36	0.917	1.04	103.9	NO
3	3 PFBS	299.0 > 79.7	3.62e2	2.75e3		2.98	2.63	1.65	1.03	102.6	NO
4	4 4:2 FTS	327.2>307.2	4.28e2	2.75e3		3.38	3.03	1.95	0.989	98.9	NO
5	5 PFHxA	313.2 > 268.9	1.87e3	7.94e3		3.48	3.12	1.18	0.920	92.0	NO
6	6 PFPeS	349.1>80.1	3.40e2	2.75e3		3.67	3.32	1.55	1.05	104.7	NO
7	7 PFHpA	363.0 > 318.9	1.91e3	1.97e4		4.10	3.74	1.21	0.997	99.7	NO
8	8 L-PFHxS	398.9 > 79.6	2.72e2	2.20e3		4.24	3.89	1.55	0.957	95.7	NO
9	10 6:2 FTS	427.1 > 407	5.59e2	6.95e3		4.56	4.20	1.01	1.10	110.1	NO
10	11 L-PFOA	413 > 368.7	2.10e3	3.01e4		4.30	4.26	0.872	0.918	91.8	NO
11	13 PFHpS	449 > 80.0	3.97e2	3.01e4		4.71	4.37	0.165	0.820	82.0	NO
12	14 PFNA	463.0 > 418.8	2.17e3	2.28e4		5.04	4.69	1.19	1.12	111.7	NO
13	15 PFOSA	498.1 > 77.8	3.73e2	4.94e3		5.09	4.76	0.944	0.979	97.9	NO
14	16 L-PFOS	499 > 79.9	3.43e2	5.94e3		4.84	4.77	0.722	0.746	74.6	NO
15	18 PFDA	513 > 468.8	2.75e3	3.09e4		5.40	5.06	1.11	1.05	105.5	NO
16	19 8:2 FTS	527 > 506.9	6.12e2	5.53e3		5.38	5.04	1.38	0.983	98.3	NO
17	20 PFNS	549.1>80.1	3.62e2	5.94e3		5.19	5.13	0.762	0.889	88.9	NO
18	21 N-MeFOSAA	570.1 > 419	1.23e3	1.16e4		5.55	5.22	1.32	1.00	100.1	NO
19	22 N-EtFOSAA	584.2 > 419	8.38e2	1.32e4		5.70	5.38	0.796	0.835	83.5	NO
20	23 PFUdA	563.0 > 518.9	2.50e3	3.32e4		5.72	5.39	0.941	0.932	93.2	NO
21	24 PFDS	598.8 > 80	3.57e2	3.32e4		5.76	5.43	0.134	0.733	73.3	NO
22	25 PFDoA	612.9 > 569.0	3.04e3	2.68e4		5.99	5.67	1.42	1.02	102.4	NO
23	26 N-MeFOSA	512.1 > 168.9	1.04e3	2.95e4		5.93	5.94	5.29	5.27	105.5	NO
24	27 PFTTrDA	662.9 > 618.9	2.94e3	2.68e4		6.22	5.92	1.37	1.03	103.5	NO
25	28 PFTeDA	712.9 > 668.8	2.11e3	1.51e4		6.41	6.14	1.74	0.876	87.6	NO
26	29 N-EtFOSA	526.1 > 168.9	1.30e3	4.09e4		6.25	6.35	4.75	4.73	94.7	NO
27	30 PFHxDA	813.1 > 768.6	1.58e3	1.61e4		6.69	6.49	0.491	1.16	116.1	NO
28	31 PFODA	913.1 > 868.8	2.37e3	1.61e4		6.90	6.73	0.736	0.891	89.1	NO
29	32 N-MeFOSE	616.1 > 58.9	7.95e2	2.40e4		6.31	6.48	4.97	4.88	97.6	NO
30	33 N-EtFOSE	630.1 > 58.9	9.55e2	2.36e4		6.45	6.63	6.07	5.33	106.5	NO
31	34 13C3-PFBA	216.1 > 171.8	8.85e3	1.09e4	0.804	1.73	1.39	10.2	12.7	101.4	NO
32	35 13C3-PFPeA	266. > 221.8	2.35e4	2.96e4	0.815	2.70	2.36	9.94	12.2	97.5	NO

KBF 3/12/2018

Dataset: Z:\Projects\PFAS.PRO\Results\180310M1\180310M1-02.qld

Last Altered: Monday, March 12, 2018 15:11:40 Pacific Daylight Time

Printed: Monday, March 12, 2018 15:16:42 Pacific Daylight Time

Name: 180310M1\_2, Date: 10-Mar-2018, Time: 15:38:52, ID: ST180310M1-1 PFC CS0 18C0604, Description: PFC CS0 18C0604

	# Name	Trace	Area	IS Area	RRF	Pred.RT	RT	y Axis Resp.	Conc.	%Rec	Recovery Out
33	36 13C3-PFBS	302. > 98.8	2.75e3	2.96e4	0.096	2.98	2.63	1.16	12.1	96.9	NO
34	37 13C2-PFHxA	315 > 269.8	7.94e3	2.96e4	0.692	3.48	3.12	3.36	4.85	96.9	NO
35	38 13C4-PFHpA	367.2 > 321.8	1.97e4	2.96e4	0.659	4.10	3.74	8.31	12.6	100.8	NO
36	39 18O2-PFHxS	403.0 > 102.6	2.20e3	6.03e3	0.380	4.24	3.88	4.56	12.0	96.0	NO
37	40 13C2-6:2 FTS	429.1 > 408.9	6.95e3	2.91e4	0.245	4.56	4.20	2.98	12.2	97.5	NO
38	41 13C2-PFOA	414.9 > 369.7	3.01e4	2.91e4	1.032	4.61	4.26	12.9	12.5	100.0	NO
39	42 13C5-PFNA	468.2 > 422.9	2.28e4	2.98e4	0.936	5.04	4.69	9.57	10.2	81.8	NO
40	43 13C8-PFOA	506.1 > 77.7	4.94e3	3.38e4	0.188	5.09	4.76	1.82	9.70	77.6	NO
41	44 13C8-PFOS	507.0 > 79.9	5.94e3	6.24e3	0.937	5.11	4.77	11.9	12.7	101.7	NO
42	45 13C2-PFDA	515.1 > 469.9	3.09e4	3.16e4	1.020	5.40	5.06	12.3	12.0	96.1	NO
43	46 13C2-8:2 FTS	529.1 > 508.7	5.53e3	2.96e4	0.135	5.38	5.04	2.34	17.3	138.5	NO
44	47 d3-N-MeFOSAA	573.3 > 419	1.16e4	3.38e4	0.405	5.55	5.22	4.29	10.6	84.6	NO
45	48 d5-N-EtFOSAA	589.3 > 419	1.32e4	3.38e4	0.447	5.70	5.37	4.86	10.9	86.9	NO
46	49 13C2-PFUdA	565 > 519.8	3.32e4	3.38e4	0.956	5.72	5.39	12.3	12.8	102.7	NO
47	50 13C2-PFDaA	615.0 > 569.7	2.68e4	3.38e4	0.795	5.99	5.67	9.92	12.5	99.9	NO
48	51 d3-N-MeFOSA	515.2 > 168.9	2.95e4	3.38e4	0.095	5.93	5.97	10.9	114	76.3	NO
49	52 13C2-PFTeDA	714.8 > 669.6	1.51e4	3.38e4	0.475	6.41	6.14	5.58	11.7	93.9	NO
50	53 d5-N-ETFOSA	531.1 > 168.9	4.09e4	3.38e4	0.124	6.25	6.36	15.1	122	81.2	NO
51	54 13C2-PFHxDA	815 > 769.7	1.61e4	3.38e4	1.168	6.69	6.49	5.96	5.11	102.2	NO
52	55 d7-N-MeFOSE	623.1 > 58.9	2.40e4	3.38e4	0.098	6.31	6.48	8.87	90.2	60.1	NO
53	56 d9-N-EtFOSE	639.2 > 58.8	2.36e4	3.38e4	0.094	6.45	6.62	8.73	93.3	62.2	NO
54	57 13C4-PFBA	217. > 171.8	1.09e4	1.09e4	1.000	1.73	1.39	12.5	12.5	100.0	NO
55	58 13C5-PFHxA	318 > 272.9	2.96e4	2.96e4	1.000	3.48	3.12	12.5	12.5	100.0	NO
56	59 13C3-PFHxS	401.9 > 79.9	6.03e3	6.03e3	1.000	4.24	3.88	12.5	12.5	100.0	NO
57	60 13C8-PFOA	421.3 > 376	2.91e4	2.91e4	1.000	4.61	4.26	12.5	12.5	100.0	NO
58	61 13C9-PFNA	472.2 > 426.9	2.98e4	2.98e4	1.000	4.70	4.69	12.5	12.5	100.0	NO
59	62 13C4-PFOS	503 > 79.9	6.24e3	6.24e3	1.000	5.11	4.77	12.5	12.5	100.0	NO
60	63 13C6-PFDA	519.1 > 473.7	3.16e4	3.16e4	1.000	5.40	5.07	12.5	12.5	100.0	NO
61	64 13C7-PFUdA	570.1 > 524.8	3.38e4	3.38e4	1.000	5.72	5.39	12.5	12.5	100.0	NO

Vista Analytical Laboratory

Dataset: Untitled

Last Altered: Monday, March 12, 2018 16:06:50 Pacific Daylight Time

Printed: Monday, March 12, 2018 16:08:19 Pacific Daylight Time

Method: F:\Projects\PFAS.PRO\MethDB\PFAS\_FULL\_80C\_030818.mdb 12 Mar 2018 15:51:17

Calibration: F:\Projects\PFAS.PRO\CurveDB\C18\_VAL-PFAS\_Q4\_03-08-18-FULL.cdb 09 Mar 2018 18:24:24

Compound name: PFBA

	Name	ID	Acq.Date	Acq.Time
1	180310M1_1	IPA	10-Mar-18	15:27:13
2	180310M1_2	ST180310M1-1 PFC CS0 18C0604	10-Mar-18	15:38:52
3	180310M1_3	IPA	10-Mar-18	15:50:19
4	180310M1_4	1800295-02@20X CW after UF 0.12191	10-Mar-18	16:01:49
5	180310M1_5	B8B0116-BS1 OPR 0.25	10-Mar-18	16:13:13
6	180310M1_6	B8B0116-BSD1 LCSD 0.25	10-Mar-18	16:24:40
7	180310M1_7	B8B0116-BLK1 Method Blank 0.25	10-Mar-18	16:36:09
8	180310M1_8	1800316-01 WT1802131145MK 0.2723	10-Mar-18	16:47:39
9	180310M1_9	1800316-02 FB1802131150MK 0.25316	10-Mar-18	16:59:09
10	180310M1_10	1800316-03 WT1802140935MK 0.26777	10-Mar-18	17:10:37
11	180310M1_11	1800316-04 WT1802140950MK 0.27446	10-Mar-18	17:22:04
12	180310M1_12	1800316-05 WR1802141000MK 0.27409	10-Mar-18	17:33:34
13	180310M1_13	1800316-06 WT1802141015MK 0.26616	10-Mar-18	17:45:03
14	180310M1_14	1800317-01 WT1802131110MK 0.27276	10-Mar-18	17:56:30
15	180310M1_15	1800317-02 WR1802131120MK 0.24954	10-Mar-18	18:07:57
16	180310M1_16	1800317-03 WR1802131320MK 0.27537	10-Mar-18	18:19:24
17	180310M1_17	1800317-04 WSOFT1802131600MK 0.26861	10-Mar-18	18:30:50
18	180310M1_18	IPA	10-Mar-18	18:42:18
19	180310M1_19	ST180310M1-2 PFC CS3 18C0607	10-Mar-18	18:53:44
20	180310M1_20	IPA	10-Mar-18	19:05:13
21	180310M1_21	1800317-05 WR1802140900MK 0.26084	10-Mar-18	19:16:42
22	180310M1_22	1800317-06 WT1802140915MK 0.27055	10-Mar-18	19:28:12
23	180310M1_23	1800317-07 WR1802141110MK 0.25587	10-Mar-18	19:39:42
24	180310M1_24	1800319-01 REEPDW181FRB 0.11776	10-Mar-18	19:51:11
25	180310M1_25	1800319-02 REEPDW182FRB 0.12058	10-Mar-18	20:02:43
26	180310M1_26	1800319-03 REEPDW183FRB 0.12057	10-Mar-18	20:14:08
27	180310M1_27	1800319-04 REEPDW184FRB 0.12017	10-Mar-18	20:25:35
28	180310M1_28	1800319-05 REEPDW185FRB 0.11948	10-Mar-18	20:37:03
29	180310M1_29	B8B0019-BS1 OPR 1	10-Mar-18	20:48:33
30	180310M1_30	B8B0019-BLK1 Method Blank 1	10-Mar-18	21:00:02
31	180310M1_31	1700800-01RE2 0032 1.06	10-Mar-18	21:11:31
32	180310M1_32	B8B0147-BS1 OPR 0.25	10-Mar-18	21:23:01

Dataset: Untitled

Last Altered: Monday, March 12, 2018 16:06:50 Pacific Daylight Time  
 Printed: Monday, March 12, 2018 16:08:19 Pacific Daylight Time

Compound name: PFBA

Name	ID	Acq.Date	Acq.Time
33	180310M1_33	B8B0147-BLK1 Method Blank 0.25	10-Mar-18 21:34:31
34	180310M1_34	1800343-01 YMCA Maintenance Bldg 0.25915	10-Mar-18 21:46:00
35	180310M1_35	1800343-02 YMCA Residence 0.26136	10-Mar-18 21:57:30
36	180310M1_36	B8B0157-BS1 OPR 0.25	10-Mar-18 22:08:59
37	180310M1_37	B8B0157-BSD1 LCSD 0.25	10-Mar-18 22:20:28
38	180310M1_38	B8B0157-BLK1 Method Blank 0.25	10-Mar-18 22:31:57
39	180310M1_39	1800331-01 906A 0.12044	10-Mar-18 22:43:27
40	180310M1_40	1800331-02 906b 0.11572	10-Mar-18 22:54:54
41	180310M1_41	1800331-03 908 0.11722	10-Mar-18 23:06:24
42	180310M1_42	1800331-04 911 0.11887	10-Mar-18 23:17:53
43	180310M1_43	IPA	10-Mar-18 23:29:20
44	180310M1_44	ST180310M1-3 PFC CS3 18C0607	10-Mar-18 23:40:49
45	180310M1_45	IPA	10-Mar-18 23:52:19
46	180310M1_46	1800331-05 731 0.11762	11-Mar-18 00:03:48
47	180310M1_47	1800344-01 GW4751180215RAP 0.25614	11-Mar-18 00:15:18
48	180310M1_48	1800344-02 GW5357180215RAP 0.26043	11-Mar-18 00:26:47
49	180310M1_49	1800344-03 GW1620180216RAP 0.26555	11-Mar-18 00:38:14
50	180310M1_50	1800344-04 GW2630180216RAP 0.26027	11-Mar-18 00:49:43
51	180310M1_51	1800344-05 GW3640180216RAP 0.26103	11-Mar-18 01:01:13
52	180310M1_52	1800353-02 WI-AF-FB01-022018 0.11958	11-Mar-18 01:12:42
53	180310M1_53	1800353-07 WI-AF-EB03-022018 0.12247	11-Mar-18 01:24:12
54	180310M1_54	1800353-01 WI-AF-N2-5-0218 0.11121	11-Mar-18 01:35:41
55	180310M1_55	1800353-03 WI-AF-MW-3-0218 0.11741	11-Mar-18 01:47:10
56	180310M1_56	1800353-04 WI-AF-MW-202-0218 0.11256	11-Mar-18 01:58:39
57	180310M1_57	1800353-05 WI-AF-MW-204-0218 0.11807	11-Mar-18 03:10:09
58	180310M1_58	IPA	11-Mar-18 03:21:38
59	180310M1_59	ST180309M1-4 PFC CS3 18C0607	11-Mar-18 03:33:07
60	180310M1_60	IPA	11-Mar-18 03:44:37
61	180310M1_61	1800353-06 WI-AF-MW-114-0218 0.11872	11-Mar-18 03:56:06
62	180310M1_62	B8B0089-BS4 OPR 1	11-Mar-18 04:07:36
63	180310M1_63	B8B0089-BS3 OPR 1	11-Mar-18 04:19:05
64	180310M1_64	B8B0089-BS2 OPR 1	11-Mar-18 04:30:35
65	180310M1_65	B8B0089-BS1 OPR 1	11-Mar-18 04:42:02
66	180310M1_66	B8B0089-BLK1 Method Blank 1	11-Mar-18 04:53:29
67	180310M1_67	IPA	11-Mar-18 05:04:56
68	180310M1_68	ST180309M1-5 PFC CS3 18C0607	11-Mar-18 05:16:22

B Time change, all samples within  
 12 hour window of ISC

*(A)PI past 12 hours.* GM 3/14/18

Dataset: Untitled

Last Altered: Monday, March 12, 2018 16:06:50 Pacific Daylight Time

Printed: Monday, March 12, 2018 16:08:19 Pacific Daylight Time

**Compound name: PFBA**

	Name	ID	Acq.Date	Acq.Time
69	180310M1_69	IPA	11-Mar-18	05:27:51

Dataset: Z:\Projects\PFAS.PRO\Results\180310M1\180310M1-02.qld

Last Altered: Monday, March 12, 2018 15:11:40 Pacific Daylight Time

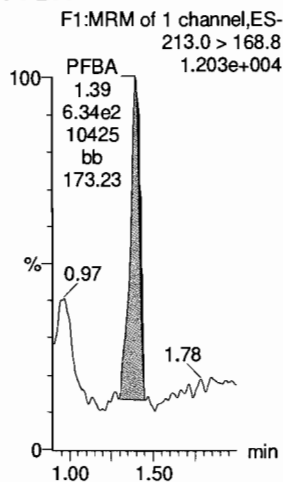
Printed: Monday, March 12, 2018 15:16:42 Pacific Daylight Time

Method: Z:\Projects\PFAS.PRO\MethDB\PFAS\_FULL\_80C\_030818.mdb 12 Mar 2018 12:07:46

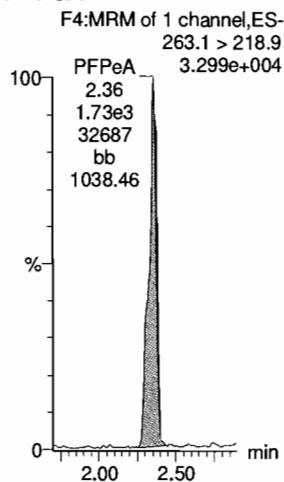
Calibration: Z:\Projects\PFAS.PRO\CurveDB\C18\_VAL-PFAS\_Q4\_03-08-18-FULL.cdb 09 Mar 2018 18:24:24

Name: 180310M1\_2, Date: 10-Mar-2018, Time: 15:38:52, ID: ST180310M1-1 PFC CS0 18C0604, Description: PFC CS0 18C0604

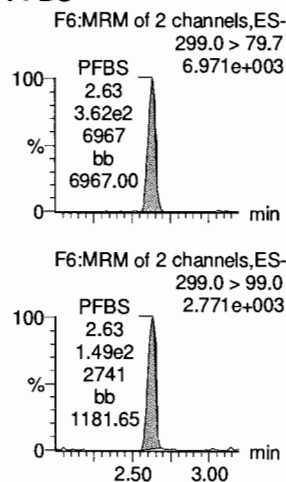
**PFBA**




**PFPeA**



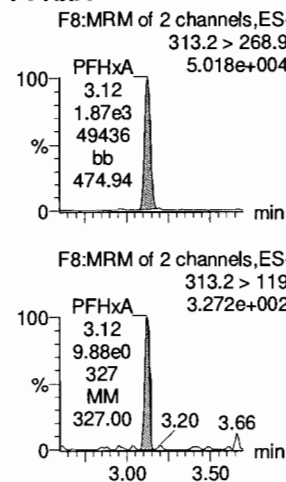
**PFBS**



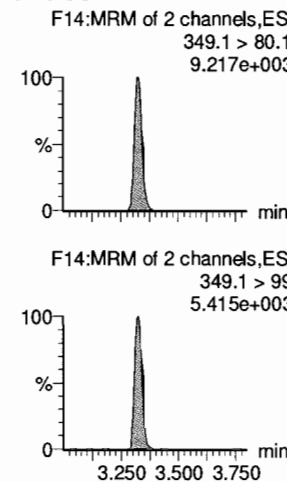
**4:2 FTS**



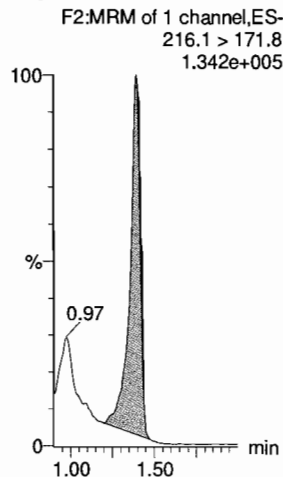
**PFHxA**



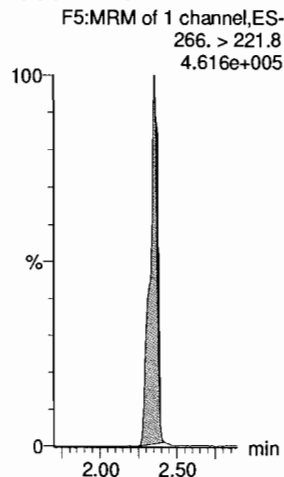
**PFPeS**



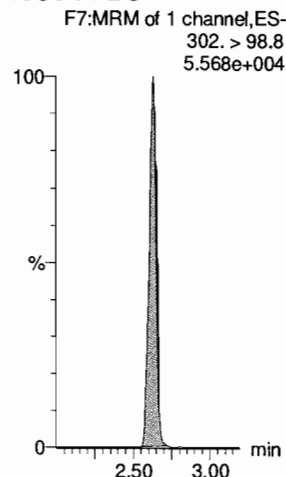
**13C3-PFBA**




**13C3-PFPeA**



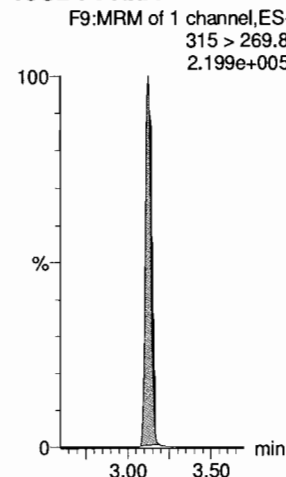
**13C3-PFBS**



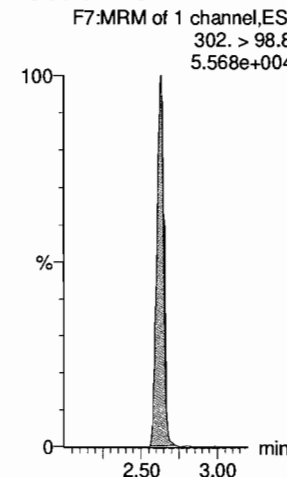
**13C3-PFBS**



**13C2-PFHxA**



**13C3-PFBS**



KBF 3/12/2018

Dataset: Z:\Projects\PFAS.PRO\Results\180310M1\180310M1-02.qld

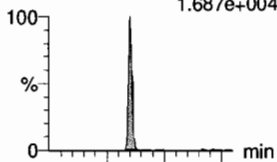
Last Altered: Monday, March 12, 2018 15:11:40 Pacific Daylight Time

Printed: Monday, March 12, 2018 15:16:42 Pacific Daylight Time

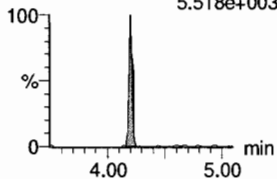
Name: 180310M1\_2, Date: 10-Mar-2018, Time: 15:38:52, ID: ST180310M1-1 PFC CS0 18C0604, Description: PFC CS0 18C0604

**6:2 FTS**

F23:MRM of 2 channels,ES-  
427.1 > 407  
1.687e+004

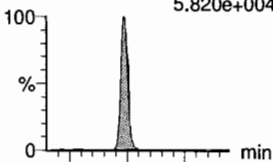


F23:MRM of 2 channels,ES-  
427.1 > 80  
5.518e+003

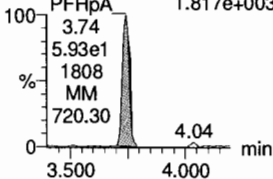


**PFHpA**

F15:MRM of 2 channels,ES-  
363.0 > 318.9  
5.820e+004

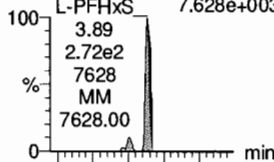


F15:MRM of 2 channels,ES-  
363.0 > 169.0  
1.817e+003

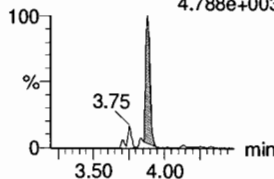


**L-PFHxS**

F17:MRM of 2 channels,ES-  
398.9 > 79.6  
7.628e+003

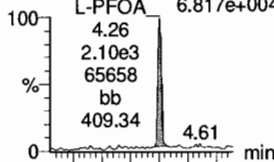


F17:MRM of 2 channels,ES-  
398.9 > 99.0  
4.788e+003

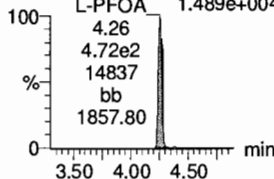


**L-PFOA**

F20:MRM of 2 channels,ES-  
413 > 368.7  
6.817e+004

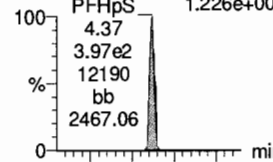


F20:MRM of 2 channels,ES-  
413 > 169  
1.489e+004

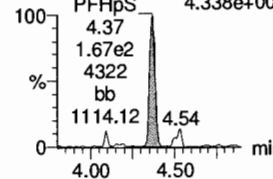


**PFHpS**

F25:MRM of 2 channels,ES-  
449 > 80.0  
1.226e+004

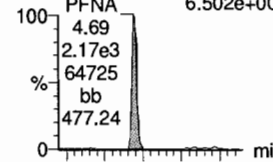


F25:MRM of 2 channels,ES-  
449 > 98.7  
4.338e+003

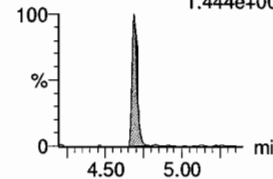


**PFNA**

F26:MRM of 2 channels,ES-  
463.0 > 418.8  
6.502e+004




F26:MRM of 2 channels,ES-  
463.0 > 219.0  
1.444e+004



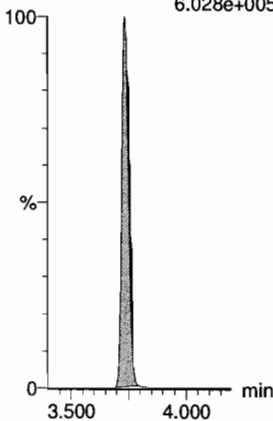
**13C2-6:2 FTS**

F24:MRM of 1 channel,ES-  
429.1 > 408.9  
2.226e+005



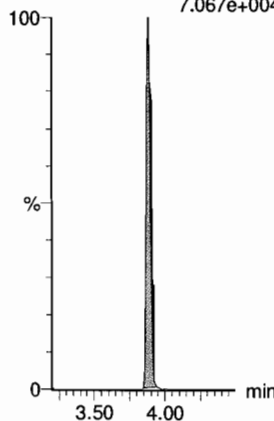
**13C4-PFHpA**

F16:MRM of 1 channel,ES-  
367.2 > 321.8  
6.028e+005



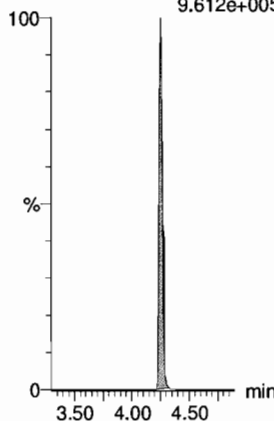
**18O2-PFHxS**

F19:MRM of 1 channel,ES-  
403.0 > 102.6  
7.067e+004



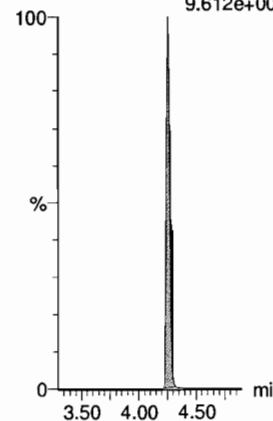
**13C2-PFOA**

F21:MRM of 1 channel,ES-  
414.9 > 369.7  
9.612e+005



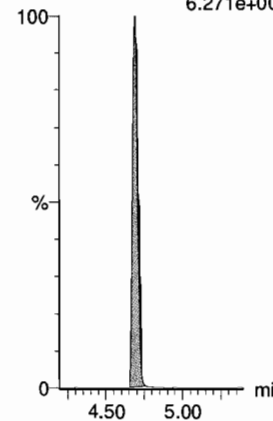
**13C2-PFOA**

F21:MRM of 1 channel,ES-  
414.9 > 369.7  
9.612e+005



**13C5-PFNA**

F27:MRM of 1 channel,ES-  
468.2 > 422.9  
6.271e+005

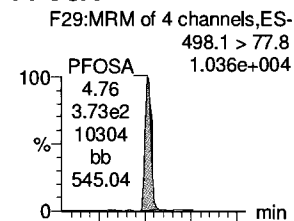


Dataset: Z:\Projects\PFAS.PRO\Results\180310M1\180310M1-02.qld

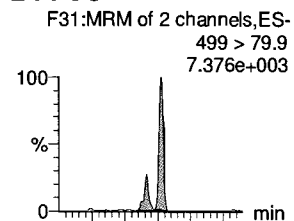
Last Altered: Monday, March 12, 2018 15:11:40 Pacific Daylight Time  
Printed: Monday, March 12, 2018 15:16:42 Pacific Daylight Time

Name: 180310M1\_2, Date: 10-Mar-2018, Time: 15:38:52, ID: ST180310M1-1 PFC CS0 18C0604, Description: PFC CS0 18C0604

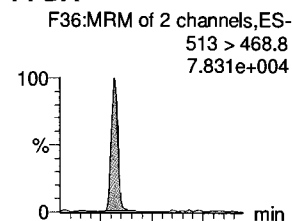
**PFOSA**



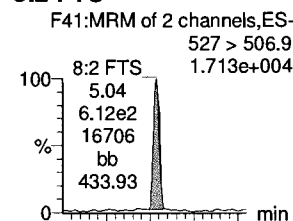
**L-PFOS**



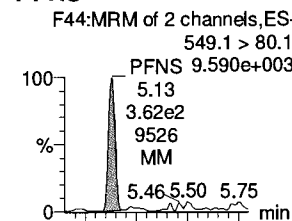
**PFDA**



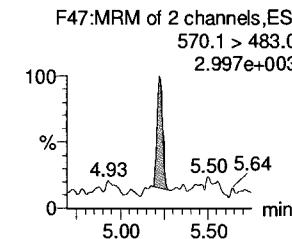
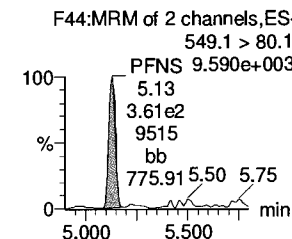
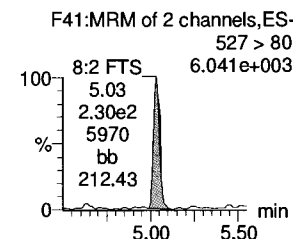
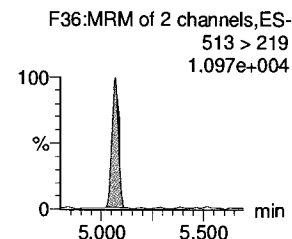
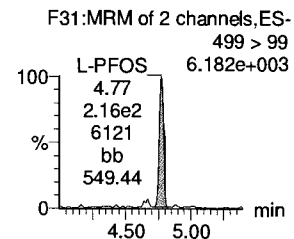
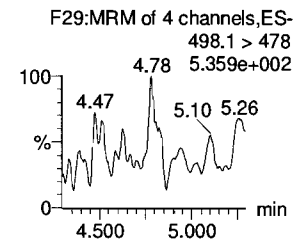
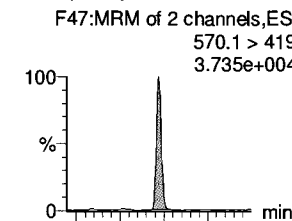
**8:2 FTS**



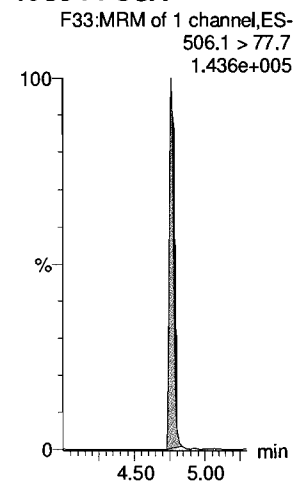
**PFNS**



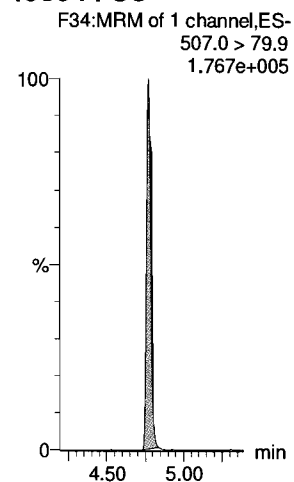
**N-MeFOSAA**



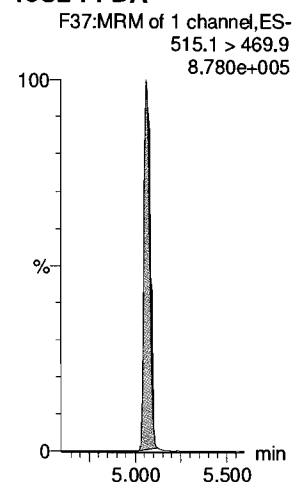
**13C8-PFOSA**



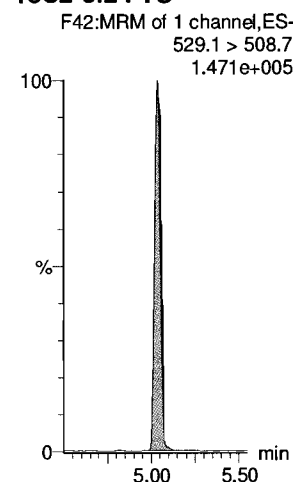
**13C8-PFOS**



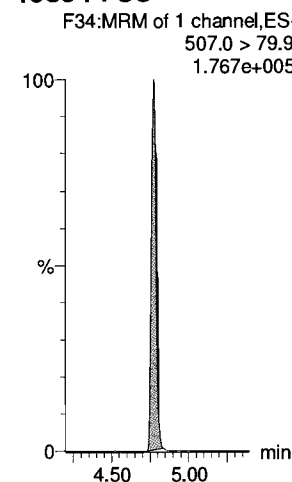
**13C2-PFDA**



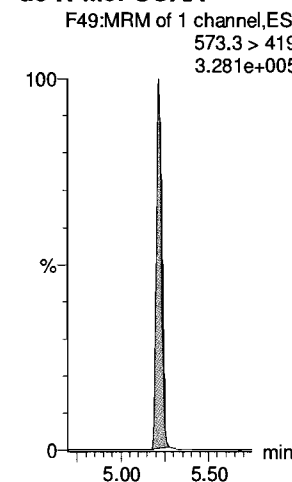
**13C2-8:2 FTS**



**13C8-PFOS**



**d3-N-MeFOSAA**





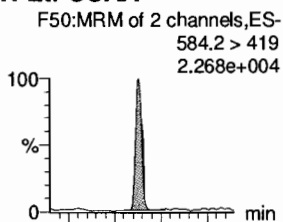
Dataset: Z:\Projects\PFAS.PRO\Results\180310M1\180310M1-02.qld

Last Altered: Monday, March 12, 2018 15:11:40 Pacific Daylight Time

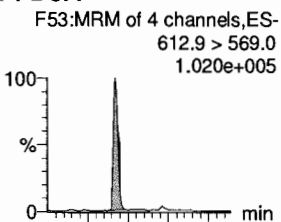
Printed: Monday, March 12, 2018 15:16:42 Pacific Daylight Time

Name: 180310M1\_2, Date: 10-Mar-2018, Time: 15:38:52, ID: ST180310M1-1 PFC CS0 18C0604, Description: PFC CS0 18C0604

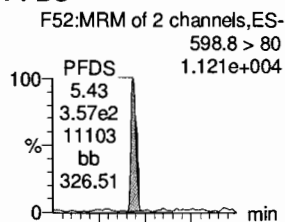
**N-EtFOSAA**



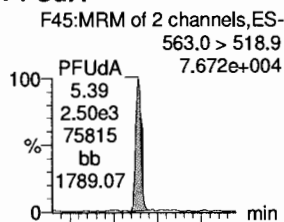
**PFDoA**



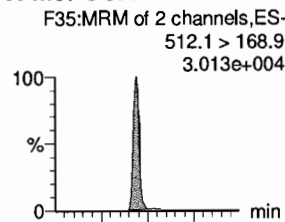
**PFDS**



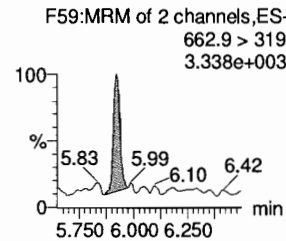
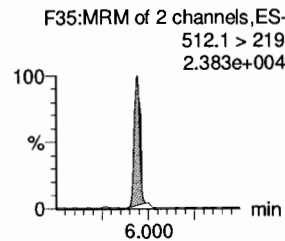
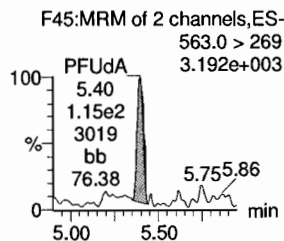
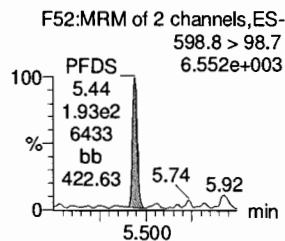
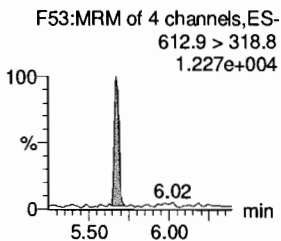
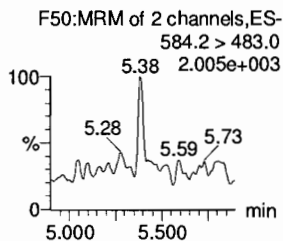
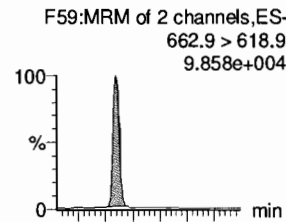
**PFUdA**



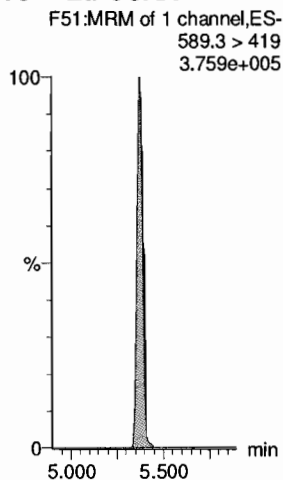
**N-MeFOSA**



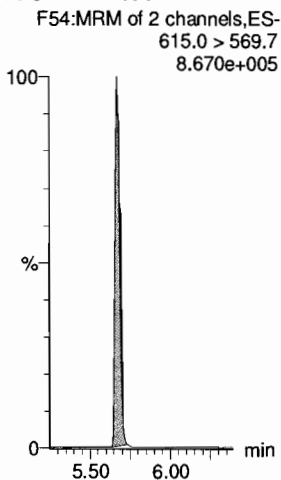
**PFTrDA**



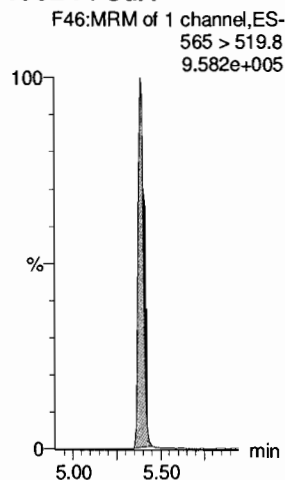
**d5-N-EtFOSAA**



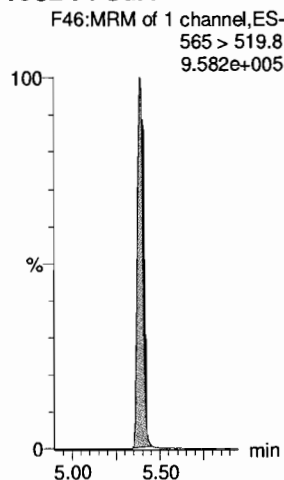
**13C2-PFDoA**



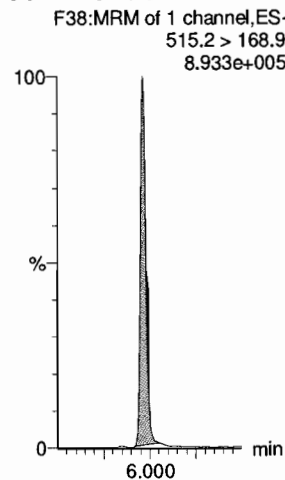
**13C2-PFUdA**



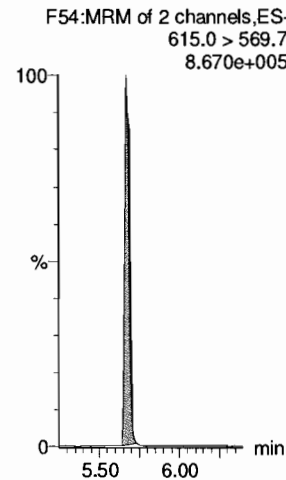
**13C2-PFUdA**



**d3-N-MeFOSA**



**13C2-PFDoA**

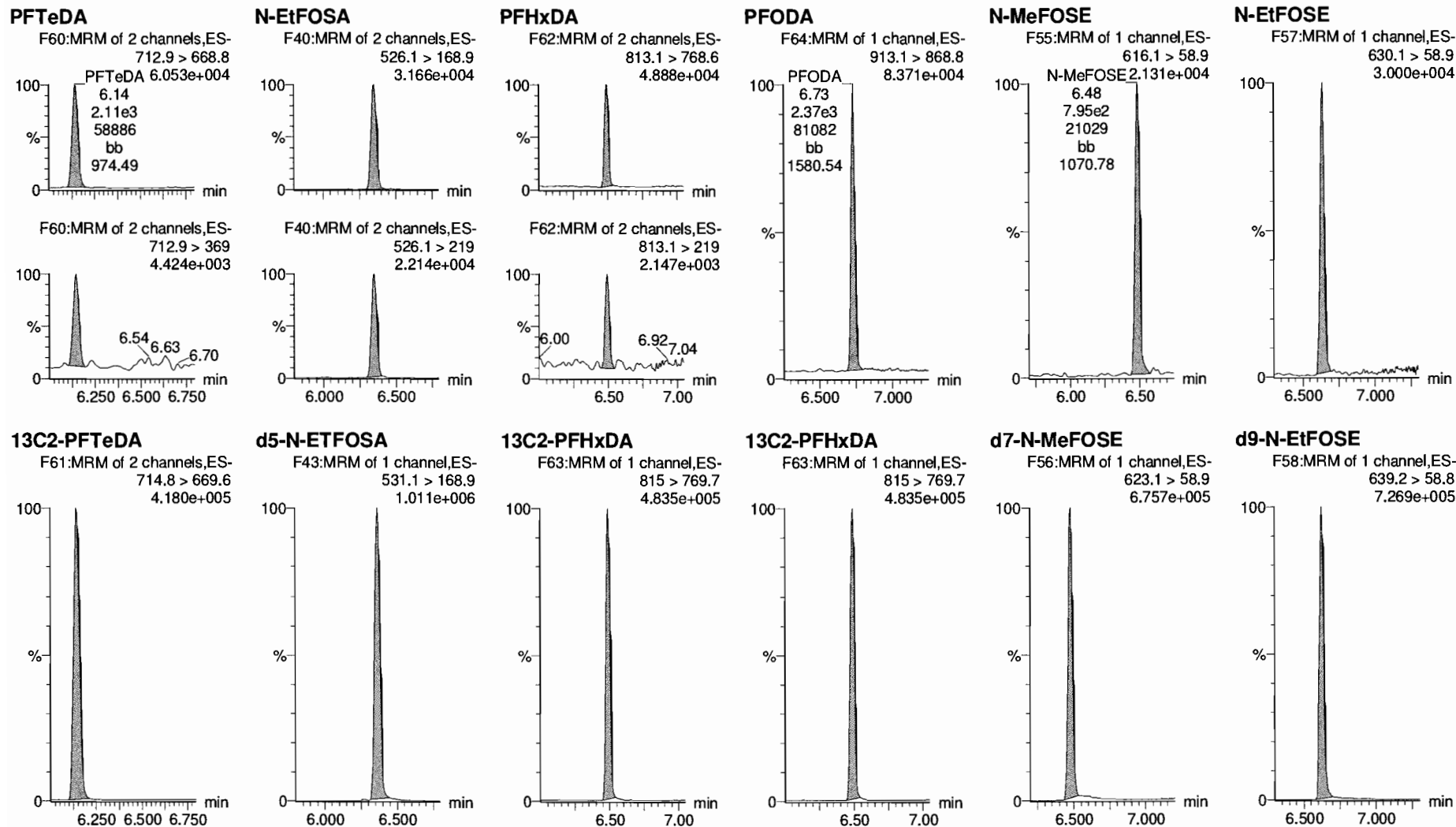


Dataset: Z:\Projects\PFAS.PRO\Results\180310M1\180310M1-02.qld

Last Altered: Monday, March 12, 2018 15:11:40 Pacific Daylight Time

Printed: Monday, March 12, 2018 15:16:42 Pacific Daylight Time

Name: 180310M1\_2, Date: 10-Mar-2018, Time: 15:38:52, ID: ST180310M1-1 PFC CS0 18C0604, Description: PFC CS0 18C0604



Dataset: Z:\Projects\PFAS.PRO\Results\180310M1\180310M1-02.qld

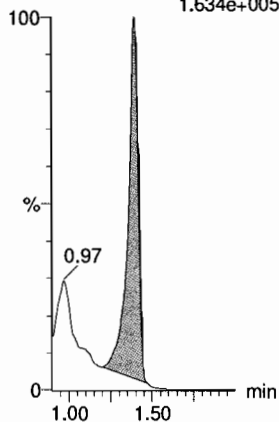
Last Altered: Monday, March 12, 2018 15:11:40 Pacific Daylight Time

Printed: Monday, March 12, 2018 15:16:42 Pacific Daylight Time

Name: 180310M1\_2, Date: 10-Mar-2018, Time: 15:38:52, ID: ST180310M1-1 PFC CS0 18C0604, Description: PFC CS0 18C0604

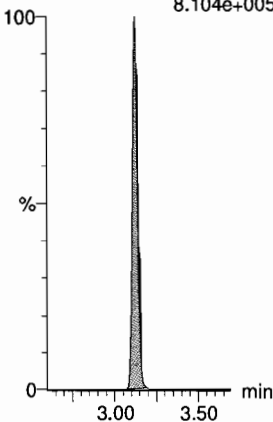
**13C4-PFBA**

F3:MRM of 1 channel,ES-  
217. > 171.8  
1.634e+005



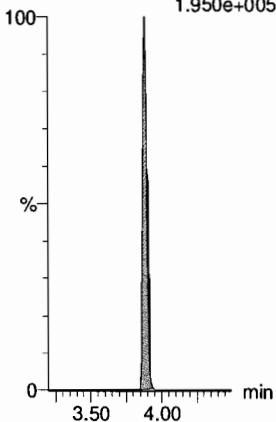
**13C5-PFHxA**

F10:MRM of 1 channel,ES-  
318 > 272.9  
8.104e+005



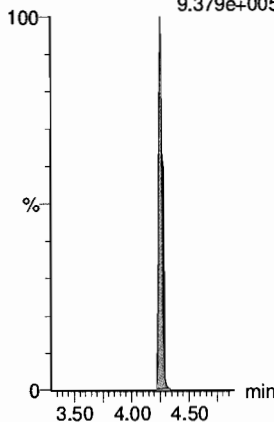
**13C3-PFHxS**

F18:MRM of 1 channel,ES-  
401.9 > 79.9  
1.950e+005



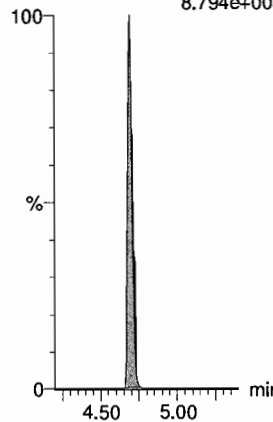
**13C8-PFOA**

F22:MRM of 1 channel,ES-  
421.3 > 376  
9.379e+005



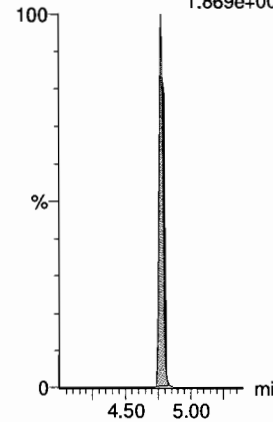
**13C9-PFNA**

F28:MRM of 1 channel,ES-  
472.2 > 426.9  
8.794e+005



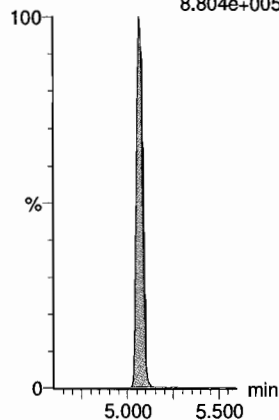
**13C4-PFOS**

F32:MRM of 1 channel,ES-  
503 > 79.9  
1.869e+005



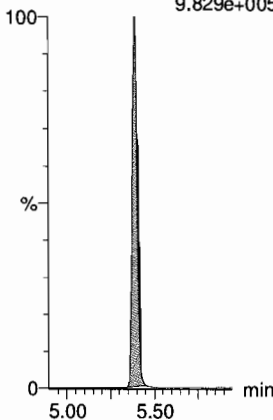
**13C6-PFDA**

F39:MRM of 1 channel,ES-  
519.1 > 473.7  
8.804e+005



**13C7-PFuDA**

F48:MRM of 1 channel,ES-  
570.1 > 524.8  
9.829e+005



Dataset: Z:\Projects\PFAS.PRO\Results\180310M1\180310M1-19.qld

Last Altered: Monday, March 12, 2018 15:28:45 Pacific Daylight Time  
Printed: Monday, March 12, 2018 15:31:23 Pacific Daylight Time

✓ DM 3/12/18

Method: Z:\Projects\PFAS.PRO\MethDB\PFAS\_FULL\_80C\_030818.mdb 12 Mar 2018 12:07:46  
Calibration: Z:\Projects\PFAS.PRO\CurveDB\C18\_VAL-PFAS\_Q4\_03-08-18-FULL.cdb 09 Mar 2018 18:24:24

Name: 180310M1\_19, Date: 10-Mar-2018, Time: 18:53:44, ID: ST180310M1-2 PFC CS3 18C0607, Description: PFC CS3 18C0607

#	Name	Trace	Area	IS Area	RRF	Pred.RT	RT	y Axis Resp.	Conc.	%Rec	Recovery Out
1	1 PFBA	213.0 > 168.8	7.95e3	9.65e3		1.37	1.34	10.3	10.1	100.8	NO
2	2 PFPeA	263.1 > 218.9	1.78e4	2.50e4		2.70	2.32	8.87	10.3	102.7	NO
3	3 PFBS	299.0 > 79.7	4.09e3	2.98e3		2.98	2.60	17.1	9.89	98.9	NO
4	4 4:2 FTS	327.2>307.2	4.96e3	2.98e3		3.38	3.00	20.8	10.8	107.7	NO
5	5 PFHxA	313.2 > 268.9	2.30e4	8.90e3		3.48	3.09	12.9	10.7	106.6	NO
6	6 PFPeS	349.1>80.1	3.76e3	2.98e3		3.67	3.29	15.8	10.7	107.3	NO
7	7 PFHpA	363.0 > 318.9	2.05e4	2.13e4		4.10	3.71	12.0	10.9	108.9	NO
8	8 L-PFHxS	398.9 > 79.6	3.10e3	2.31e3		4.24	3.85	16.8	10.4	103.9	NO
9	10 6:2 FTS	427.1 > 407	5.12e3	6.95e3		4.56	4.17	9.21	10.2	101.8	NO
10	11 L-PFOA	413 > 368.7	2.41e4	2.98e4		4.30	4.23	10.1	11.4	113.8	NO
11	13 PFHpS	449 > 80.0	4.54e3	2.98e4		4.71	4.34	1.90	10.4	103.9	NO
12	14 PFNA	463.0 > 418.8	2.58e4	3.14e4		5.04	4.67	10.3	10.2	102.2	NO
13	15 PFOSA	498.1 > 77.8	4.15e3	6.11e3		5.09	4.73	8.49	9.37	93.7	NO
14	16 L-PFOS	499 > 79.9	4.76e3	6.31e3		4.84	4.75	9.44	9.54	95.4	NO
15	18 PFDA	513 > 468.8	2.44e4	2.77e4		5.40	5.04	11.0	10.5	105.1	NO
16	19 8:2 FTS	527 > 506.9	5.15e3	4.27e3		5.38	5.01	15.1	10.3	103.5	NO
17	20 PFNS	549.1>80.1	3.98e3	6.31e3		5.19	5.11	7.89	11.2	111.9	NO
18	21 N-MeFOSAA	570.1 > 419	1.32e4	1.30e4		5.55	5.20	12.8	9.08	90.8	NO
19	22 N-EtFOSAA	584.2 > 419	1.12e4	1.35e4		5.70	5.36	10.4	11.4	114.0	NO
20	23 PFUdA	563.0 > 518.9	2.01e4	2.82e4		5.72	5.37	8.90	9.80	98.0	NO
21	24 PFDS	598.8 > 80	4.71e3	2.82e4		5.76	5.42	2.09	11.7	117.2	NO
22	25 PFDoA	612.9 > 569.0	2.86e4	2.65e4		5.99	5.65	13.5	10.2	102.3	NO
23	26 N-MeFOSA	512.1 > 168.9	1.19e4	3.26e4		5.93	5.90	54.6	58.7	117.4	NO
24	27 PFTTrDA	662.9 > 618.9	2.89e4	2.65e4		6.22	5.90	13.6	9.62	96.2	NO
25	28 PFTeDA	712.9 > 668.8	2.49e4	1.64e4		6.41	6.13	19.0	10.6	105.5	NO
26	29 N-EtFOSA	526.1 > 168.9	1.50e4	4.68e4		6.25	6.32	47.9	48.5	96.9	NO
27	30 PFHxDA	813.1 > 768.6	1.34e4	1.58e4		6.69	6.48	4.25	10.3	103.3	NO
28	31 PFODA	913.1 > 868.8	2.49e4	1.58e4		6.90	6.72	7.91	9.60	96.0	NO
29	32 N-MeFOSE	616.1 > 58.9	1.15e4	3.28e4		6.31	6.48	52.5	54.3	108.7	NO
30	33 N-EtFOSE	630.1 > 58.9	1.32e4	3.05e4		6.45	6.63	65.2	56.9	113.8	NO
31	34 13C3-PFBA	216.1 > 171.8	9.65e3	1.18e4	0.804	1.73	1.34	10.2	12.7	101.8	NO
32	35 13C3-PFPeA	266. > 221.8	2.50e4	3.11e4	0.815	2.70	2.32	10.1	12.3	98.8	NO

KBF 3/12/2018

Dataset: Z:\Projects\PFAS.PRO\Results\180310M1\180310M1-19.qld

Last Altered: Monday, March 12, 2018 15:28:45 Pacific Daylight Time  
Printed: Monday, March 12, 2018 15:31:23 Pacific Daylight Time

Name: 180310M1\_19, Date: 10-Mar-2018, Time: 18:53:44, ID: ST180310M1-2 PFC CS3 18C0607, Description: PFC CS3 18C0607

	# Name	Trace	Area	IS Area	RRF	Pred.RT	RT	y Axis Resp.	Conc.	%Rec	Recovery Out
33	36 13C3-PFBS	302. > 98.8	2.98e3	3.11e4	0.096	2.98	2.60	1.20	12.5	99.9	NO
34	37 13C2-PFHxA	315 > 269.8	8.90e3	3.11e4	0.692	3.48	3.09	3.58	5.17	103.4	NO
35	38 13C4-PFHpA	367.2 > 321.8	2.13e4	3.11e4	0.659	4.10	3.71	8.56	13.0	103.8	NO
36	39 18O2-PFHxS	403.0 > 102.6	2.31e3	5.96e3	0.380	4.24	3.85	4.85	12.8	102.2	NO
37	40 13C2-6:2 FTS	429.1 > 408.9	6.95e3	3.22e4	0.245	4.56	4.17	2.70	11.0	88.2	NO
38	41 13C2-PFOA	414.9 > 369.7	2.98e4	3.22e4	1.032	4.61	4.23	11.6	11.2	89.6	NO
39	42 13C5-PFNA	468.2 > 422.9	3.14e4	3.25e4	0.936	5.04	4.67	12.1	12.9	103.2	NO
40	43 13C8-PFOSA	506.1 > 77.7	6.11e3	3.33e4	0.188	5.09	4.73	2.29	12.2	97.6	NO
41	44 13C8-PFOS	507.0 > 79.9	6.31e3	6.90e3	0.937	5.11	4.75	11.4	12.2	97.6	NO
42	45 13C2-PFDA	515.1 > 469.9	2.77e4	2.83e4	1.020	5.40	5.04	12.3	12.0	96.1	NO
43	46 13C2-8:2 FTS	529.1 > 508.7	4.27e3	3.11e4	0.135	5.38	5.01	1.72	12.7	101.8	NO
44	47 d3-N-MeFOSAA	573.3 > 419	1.30e4	3.33e4	0.405	5.55	5.19	4.86	12.0	96.0	NO
45	48 d5-N-EtFOSAA	589.3 > 419	1.35e4	3.33e4	0.447	5.70	5.35	5.08	11.3	90.8	NO
46	49 13C2-PFUdA	565 > 519.8	2.82e4	3.33e4	0.956	5.72	5.37	10.6	11.1	88.7	NO
47	50 13C2-PFDoA	615.0 > 569.7	2.65e4	3.33e4	0.795	5.99	5.65	9.95	12.5	100.2	NO
48	51 d3-N-MeFOSA	515.2 > 168.9	3.26e4	3.33e4	0.095	5.93	5.92	12.2	128	85.5	NO
49	52 13C2-PFTeDA	714.8 > 669.6	1.64e4	3.33e4	0.475	6.41	6.13	6.16	13.0	103.6	NO
50	53 d5-N-ETFOSA	531.1 > 168.9	4.68e4	3.33e4	0.124	6.25	6.34	17.6	142	94.4	NO
51	54 13C2-PFHxDA	815 > 769.7	1.58e4	3.33e4	1.168	6.69	6.48	5.92	5.07	101.3	NO
52	55 d7-N-MeFOSE	623.1 > 58.9	3.28e4	3.33e4	0.098	6.31	6.47	12.3	125	83.4	NO
53	56 d9-N-EtFOSE	639.2 > 58.8	3.05e4	3.33e4	0.094	6.45	6.62	11.4	122	81.5	NO
54	57 13C4-PFBA	217. > 171.8	1.18e4	1.18e4	1.000	1.73	1.34	12.5	12.5	100.0	NO
55	58 13C5-PFHxA	318 > 272.9	3.11e4	3.11e4	1.000	3.48	3.09	12.5	12.5	100.0	NO
56	59 13C3-PFHxS	401.9 > 79.9	5.96e3	5.96e3	1.000	4.24	3.85	12.5	12.5	100.0	NO
57	60 13C8-PFOA	421.3 > 376	3.22e4	3.22e4	1.000	4.61	4.23	12.5	12.5	100.0	NO
58	61 13C9-PFNA	472.2 > 426.9	3.25e4	3.25e4	1.000	4.70	4.67	12.5	12.5	100.0	NO
59	62 13C4-PFOS	503 > 79.9	6.90e3	6.90e3	1.000	5.11	4.75	12.5	12.5	100.0	NO
60	63 13C6-PFDA	519.1 > 473.7	2.83e4	2.83e4	1.000	5.40	5.05	12.5	12.5	100.0	NO
61	64 13C7-PFUdA	570.1 > 524.8	3.33e4	3.33e4	1.000	5.72	5.37	12.5	12.5	100.0	NO

Dataset: Untitled

Last Altered: Monday, March 12, 2018 16:06:50 Pacific Daylight Time

Printed: Monday, March 12, 2018 16:08:19 Pacific Daylight Time

Method: F:\Projects\PFAS.PRO\MethDB\PFAS\_FULL\_80C\_030818.mdb 12 Mar 2018 15:51:17

Calibration: F:\Projects\PFAS.PRO\CurveDB\C18\_VAL-PFAS\_Q4\_03-08-18-FULL.cdb 09 Mar 2018 18:24:24

Compound name: PFBA

	Name	ID	Acq.Date	Acq.Time
1	180310M1_1	IPA	10-Mar-18	15:27:13
2	180310M1_2	ST180310M1-1 PFC CS0 18C0604	10-Mar-18	15:38:52
3	180310M1_3	IPA	10-Mar-18	15:50:19
4	180310M1_4	1800295-02@20X CW after UF 0.12191	10-Mar-18	16:01:49
5	180310M1_5	B8B0116-BS1 OPR 0.25	10-Mar-18	16:13:13
6	180310M1_6	B8B0116-BSD1 LCSD 0.25	10-Mar-18	16:24:40
7	180310M1_7	B8B0116-BLK1 Method Blank 0.25	10-Mar-18	16:36:09
8	180310M1_8	1800316-01 WT1802131145MK 0.2723	10-Mar-18	16:47:39
9	180310M1_9	1800316-02 FB1802131150MK 0.25316	10-Mar-18	16:59:09
10	180310M1_10	1800316-03 WT1802140935MK 0.26777	10-Mar-18	17:10:37
11	180310M1_11	1800316-04 WT1802140950MK 0.27446	10-Mar-18	17:22:04
12	180310M1_12	1800316-05 WR1802141000MK 0.27409	10-Mar-18	17:33:34
13	180310M1_13	1800316-06 WT1802141015MK 0.26616	10-Mar-18	17:45:03
14	180310M1_14	1800317-01 WT1802131110MK 0.27276	10-Mar-18	17:56:30
15	180310M1_15	1800317-02 WR1802131120MK 0.24954	10-Mar-18	18:07:57
16	180310M1_16	1800317-03 WR1802131320MK 0.27537	10-Mar-18	18:19:24
17	180310M1_17	1800317-04 WSOFT1802131600MK 0.26861	10-Mar-18	18:30:50
18	180310M1_18	IPA	10-Mar-18	18:42:18
19	180310M1_19	ST180310M1-2 PFC CS3 18C0607	10-Mar-18	18:53:44
20	180310M1_20	IPA	10-Mar-18	19:05:13
21	180310M1_21	1800317-05 WR1802140900MK 0.26084	10-Mar-18	19:16:42
22	180310M1_22	1800317-06 WT1802140915MK 0.27055	10-Mar-18	19:28:12
23	180310M1_23	1800317-07 WR1802141110MK 0.25587	10-Mar-18	19:39:42
24	180310M1_24	1800319-01 REEPDW181FRB 0.11776	10-Mar-18	19:51:11
25	180310M1_25	1800319-02 REEPDW182FRB 0.12058	10-Mar-18	20:02:43
26	180310M1_26	1800319-03 REEPDW183FRB 0.12057	10-Mar-18	20:14:08
27	180310M1_27	1800319-04 REEPDW184FRB 0.12017	10-Mar-18	20:25:35
28	180310M1_28	1800319-05 REEPDW185FRB 0.11948	10-Mar-18	20:37:03
29	180310M1_29	B8B0019-BS1 OPR 1	10-Mar-18	20:48:33
30	180310M1_30	B8B0019-BLK1 Method Blank 1	10-Mar-18	21:00:02
31	180310M1_31	1700800-01RE2 0032 1.06	10-Mar-18	21:11:31
32	180310M1_32	B8B0147-BS1 OPR 0.25	10-Mar-18	21:23:01

Vista Analytical Laboratory

Dataset: Untitled

Last Altered: Monday, March 12, 2018 16:06:50 Pacific Daylight Time

Printed: Monday, March 12, 2018 16:08:19 Pacific Daylight Time

Compound name: PFBA

	Name	ID	Acq.Date	Acq.Time
33	180310M1_33	B8B0147-BLK1 Method Blank 0.25	10-Mar-18	21:34:31
34	180310M1_34	1800343-01 YMCA Maintenance Bldg 0.25915	10-Mar-18	21:46:00
35	180310M1_35	1800343-02 YMCA Residence 0.26136	10-Mar-18	21:57:30
36	180310M1_36	B8B0157-BS1 OPR 0.25	10-Mar-18	22:08:59
37	180310M1_37	B8B0157-BSD1 LCSD 0.25	10-Mar-18	22:20:28
38	180310M1_38	B8B0157-BLK1 Method Blank 0.25	10-Mar-18	22:31:57
39	180310M1_39	1800331-01 906A 0.12044	10-Mar-18	22:43:27
40	180310M1_40	1800331-02 906b 0.11572	10-Mar-18	22:54:54
41	180310M1_41	1800331-03 908 0.11722	10-Mar-18	23:06:24
42	180310M1_42	1800331-04 911 0.11887	10-Mar-18	23:17:53
43	180310M1_43	IPA	10-Mar-18	23:29:20
44	180310M1_44	ST180310M1-3 PFC CS3 18C0607	10-Mar-18	23:40:49
45	180310M1_45	IPA	10-Mar-18	23:52:19
46	180310M1_46	1800331-05 731 0.11762	11-Mar-18	00:03:48
47	180310M1_47	1800344-01 GW4751180215RAP 0.25614	11-Mar-18	00:15:18
48	180310M1_48	1800344-02 GW5357180215RAP 0.26043	11-Mar-18	00:26:47
49	180310M1_49	1800344-03 GW1620180216RAP 0.26555	11-Mar-18	00:38:14
50	180310M1_50	1800344-04 GW2630180216RAP 0.26027	11-Mar-18	00:49:43
51	180310M1_51	1800344-05 GW3640180216RAP 0.26103	11-Mar-18	01:01:13
52	180310M1_52	1800353-02 WI-AF-FB01-022018 0.11958	11-Mar-18	01:12:42
53	180310M1_53	1800353-07 WI-AF-EB03-022018 0.12247	11-Mar-18	01:24:12
54	180310M1_54	1800353-01 WI-AF-N2-5-0218 0.11121	11-Mar-18	01:35:41
55	180310M1_55	1800353-03 WI-AF-MW-3-0218 0.11741	11-Mar-18	01:47:10
56	180310M1_56	1800353-04 WI-AF-MW-202-0218 0.11256	B 11-Mar-18	01:58:39
57	180310M1_57	1800353-05 WI-AF-MW-204-0218 0.11807	11-Mar-18	03:10:09
58	180310M1_58	IPA	11-Mar-18	03:21:38
59	180310M1_59	ST180309M1-4 PFC CS3 18C0607	11-Mar-18	03:33:07
60	180310M1_60	IPA	11-Mar-18	03:44:37
61	180310M1_61	1800353-06 WI-AF-MW-114-0218 0.11872	Ⓚ 11-Mar-18	03:56:06
62	180310M1_62	B8B0089-BS4 OPR 1	11-Mar-18	04:07:36
63	180310M1_63	B8B0089-BS3 OPR 1	11-Mar-18	04:19:05
64	180310M1_64	B8B0089-BS2 OPR 1	11-Mar-18	04:30:35
65	180310M1_65	B8B0089-BS1 OPR 1	11-Mar-18	04:42:02
66	180310M1_66	B8B0089-BLK1 Method Blank 1	11-Mar-18	04:53:29
67	180310M1_67	IPA	11-Mar-18	05:04:56
68	180310M1_68	ST180309M1-5 PFC CS3 18C0607	11-Mar-18	05:16:22

B Time change, all samples within 12 hour window of ISC

Ⓚ API past 12 hours GM 3/14/18

Vista Analytical Laboratory

Dataset: Untitled

Last Altered: Monday, March 12, 2018 16:06:50 Pacific Daylight Time

Printed: Monday, March 12, 2018 16:08:19 Pacific Daylight Time

**Compound name: PFBA**

	Name	ID	Acq.Date	Acq.Time
69	180310M1_69	IPA	11-Mar-18	05:27:51



Dataset: Z:\Projects\PFAS.PRO\Results\180310M1\180310M1-19.qld

Last Altered: Monday, March 12, 2018 15:28:45 Pacific Daylight Time

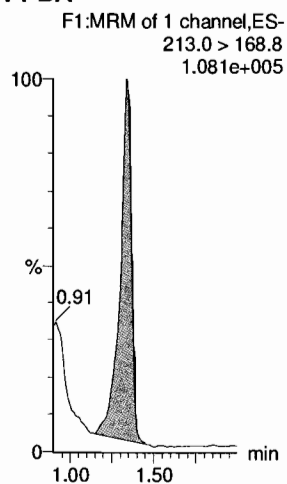
Printed: Monday, March 12, 2018 15:31:23 Pacific Daylight Time

Method: Z:\Projects\PFAS.PRO\MethDB\PFAS\_FULL\_80C\_030818.mdb 12 Mar 2018 12:07:46

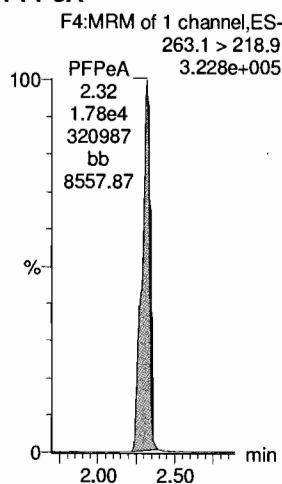
Calibration: Z:\Projects\PFAS.PRO\CurveDB\C18\_VAL-PFAS\_Q4\_03-08-18-FULL.cdb 09 Mar 2018 18:24:24

Name: 180310M1\_19, Date: 10-Mar-2018, Time: 18:53:44, ID: ST180310M1-2 PFC CS3 18C0607, Description: PFC CS3 18C0607

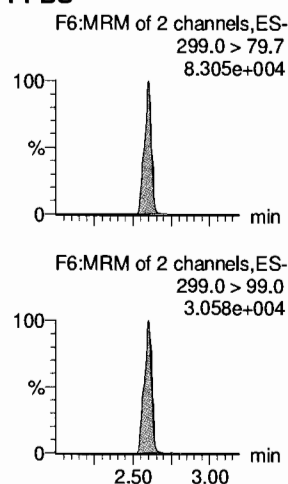
**PFBA**



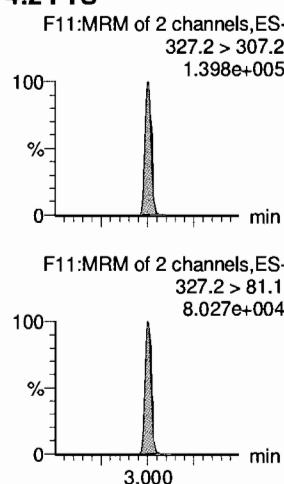
**PFPeA**



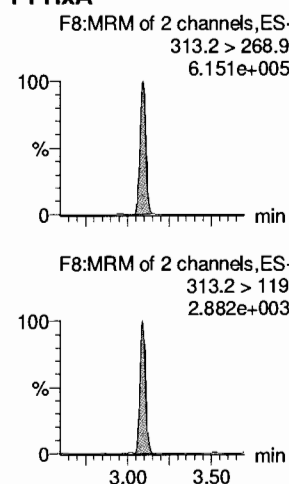
**PFBS**



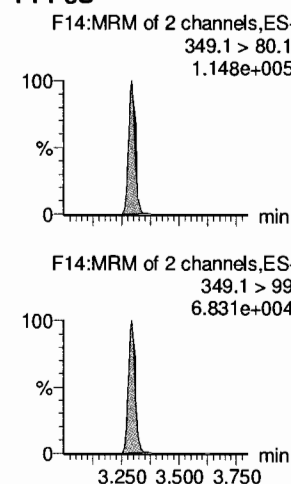
**4:2 FTS**



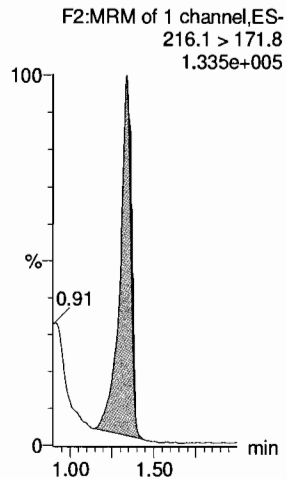
**PFHxA**



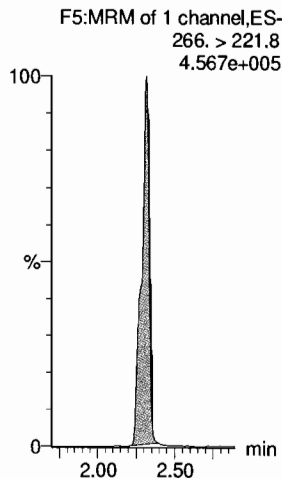
**PFPeS**



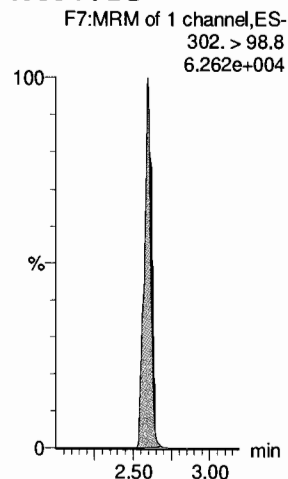
**13C3-PFBA**



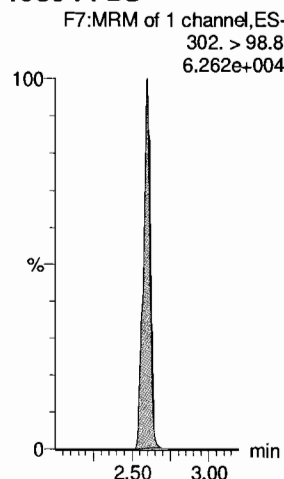
**13C3-PFPeA**



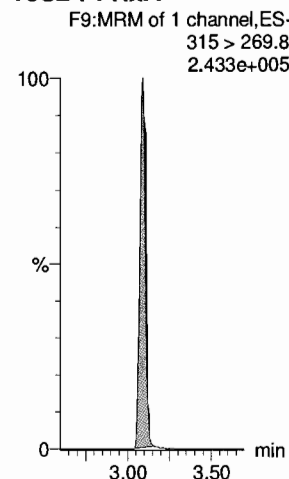
**13C3-PFBS**



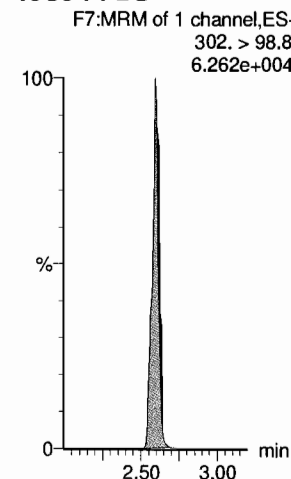
**13C3-PFBS**



**13C2-PFHxA**



**13C3-PFBS**



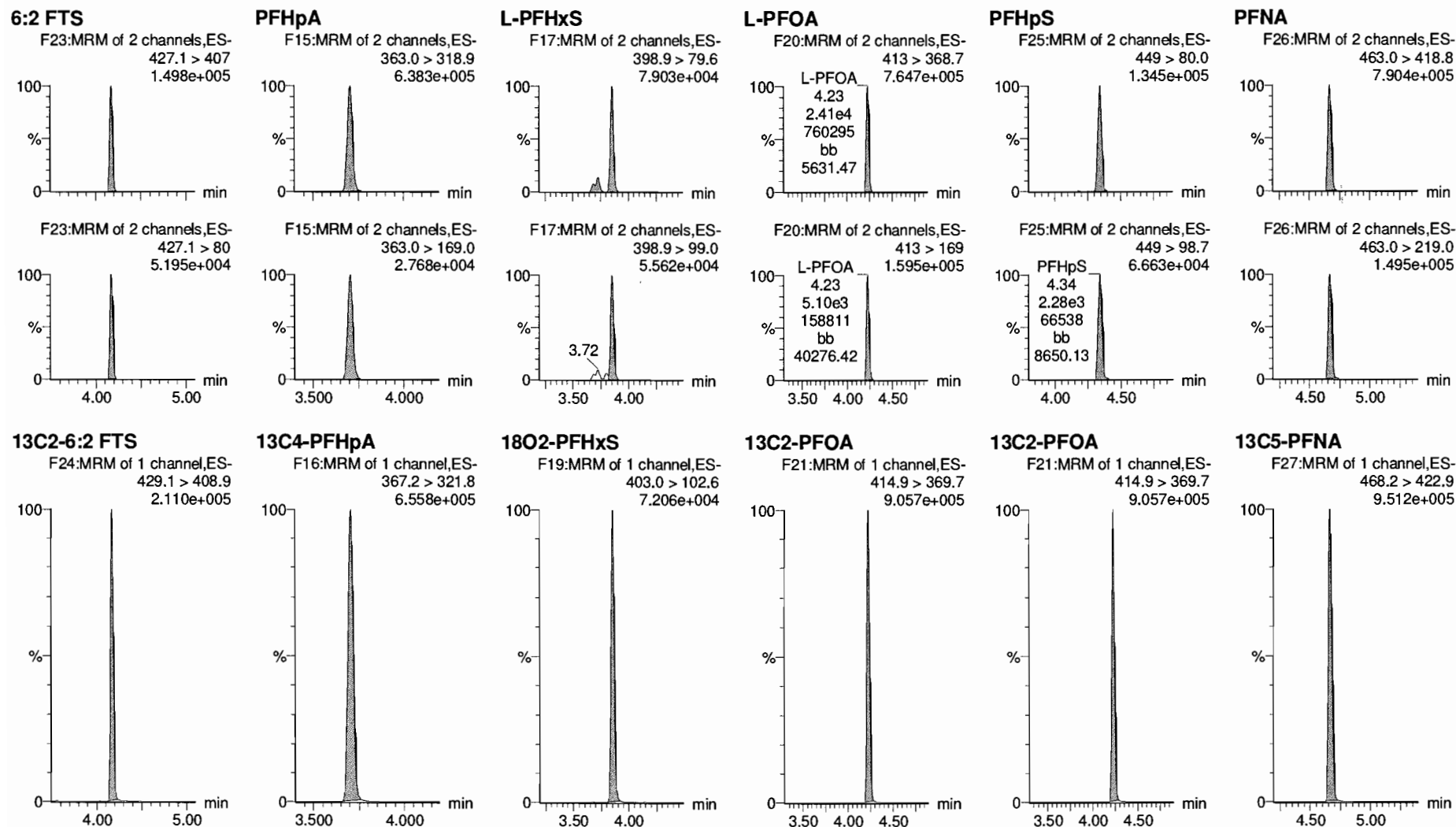
KBF 3/12/2018

Dataset: Z:\Projects\PFAS.PRO\Results\180310M1\180310M1-19.qld

Last Altered: Monday, March 12, 2018 15:28:45 Pacific Daylight Time

Printed: Monday, March 12, 2018 15:31:23 Pacific Daylight Time

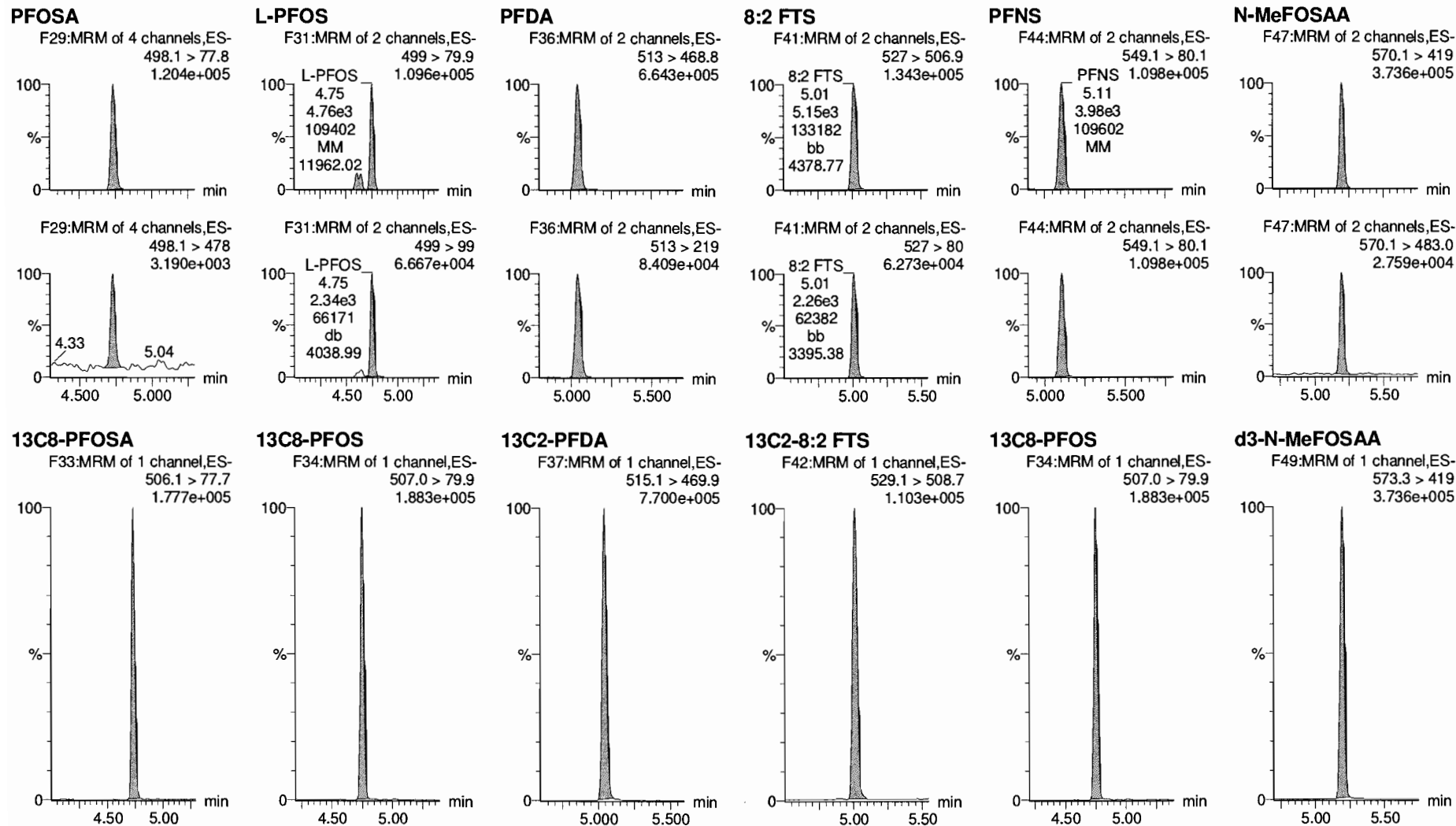
Name: 180310M1\_19, Date: 10-Mar-2018, Time: 18:53:44, ID: ST180310M1-2 PFC CS3 18C0607, Description: PFC CS3 18C0607



Dataset: Z:\Projects\PFAS.PRO\Results\180310M1\180310M1-19.qld

Last Altered: Monday, March 12, 2018 15:28:45 Pacific Daylight Time  
Printed: Monday, March 12, 2018 15:31:23 Pacific Daylight Time

Name: 180310M1\_19, Date: 10-Mar-2018, Time: 18:53:44, ID: ST180310M1-2 PFC CS3 18C0607, Description: PFC CS3 18C0607



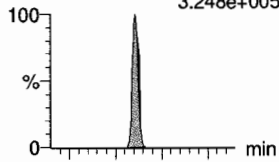
Dataset: Z:\Projects\PFAS.PRO\Results\180310M1\180310M1-19.qld

Last Altered: Monday, March 12, 2018 15:28:45 Pacific Daylight Time  
Printed: Monday, March 12, 2018 15:31:23 Pacific Daylight Time

Name: 180310M1\_19, Date: 10-Mar-2018, Time: 18:53:44, ID: ST180310M1-2 PFC CS3 18C0607, Description: PFC CS3 18C0607

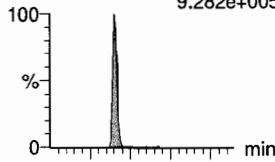
**N-EtFOSAA**

F50:MRM of 2 channels,ES-  
584.2 > 419  
3.248e+005



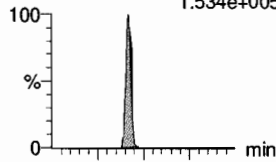
**PFDoA**

F53:MRM of 4 channels,ES-  
612.9 > 569.0  
9.282e+005



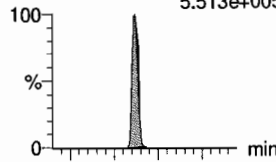
**PFDS**

F52:MRM of 2 channels,ES-  
598.8 > 80  
1.534e+005



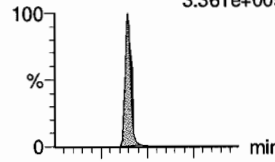
**PFUdA**

F45:MRM of 2 channels,ES-  
563.0 > 518.9  
5.513e+005



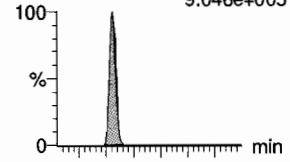
**N-MeFOSA**

F35:MRM of 2 channels,ES-  
512.1 > 168.9  
3.361e+005

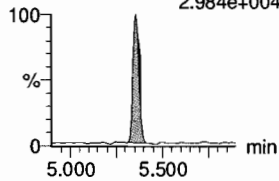


**PFTTrDA**

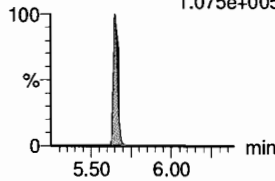
F59:MRM of 2 channels,ES-  
662.9 > 618.9  
9.046e+005



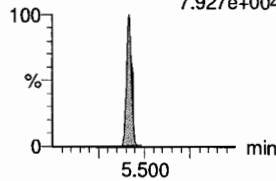
F50:MRM of 2 channels,ES-  
584.2 > 483.0  
2.984e+004



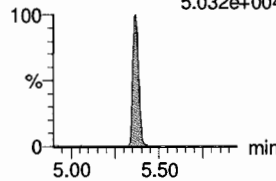
F53:MRM of 4 channels,ES-  
612.9 > 318.8  
1.075e+005



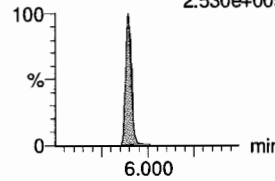
F52:MRM of 2 channels,ES-  
598.8 > 98.7  
7.927e+004



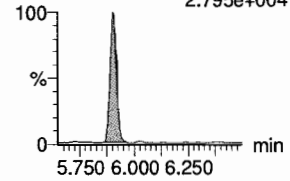
F45:MRM of 2 channels,ES-  
563.0 > 269  
5.032e+004



F35:MRM of 2 channels,ES-  
512.1 > 219  
2.530e+005

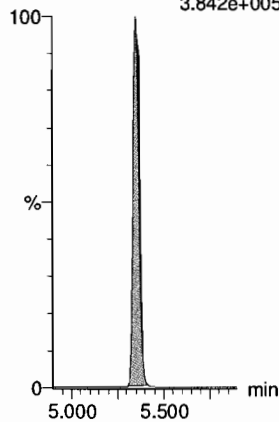


F59:MRM of 2 channels,ES-  
662.9 > 319  
2.795e+004



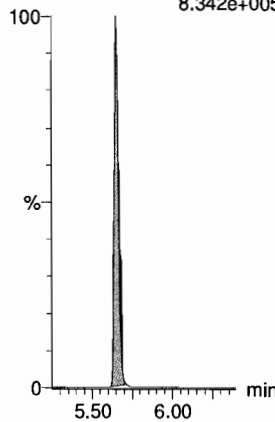
**d5-N-EtFOSAA**

F51:MRM of 1 channel,ES-  
589.3 > 419  
3.842e+005



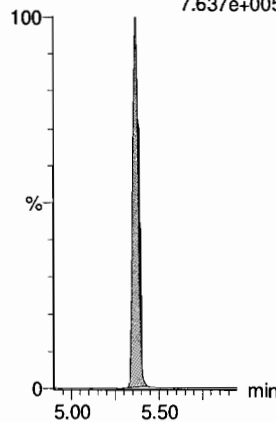
**13C2-PFDoA**

F54:MRM of 2 channels,ES-  
615.0 > 569.7  
8.342e+005



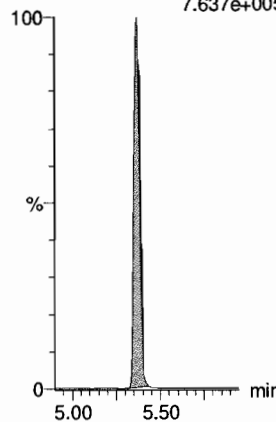
**13C2-PFUdA**

F46:MRM of 1 channel,ES-  
565 > 519.8  
7.637e+005



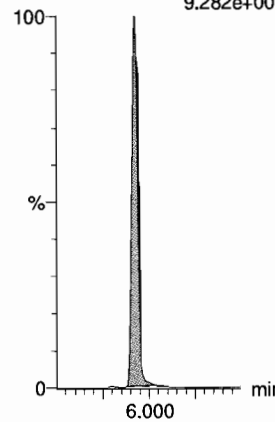
**13C2-PFUdA**

F46:MRM of 1 channel,ES-  
565 > 519.8  
7.637e+005



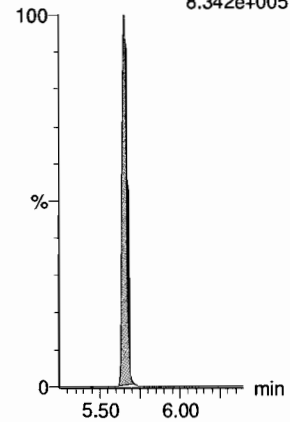
**d3-N-MeFOSA**

F38:MRM of 1 channel,ES-  
515.2 > 168.9  
9.282e+005



**13C2-PFDoA**

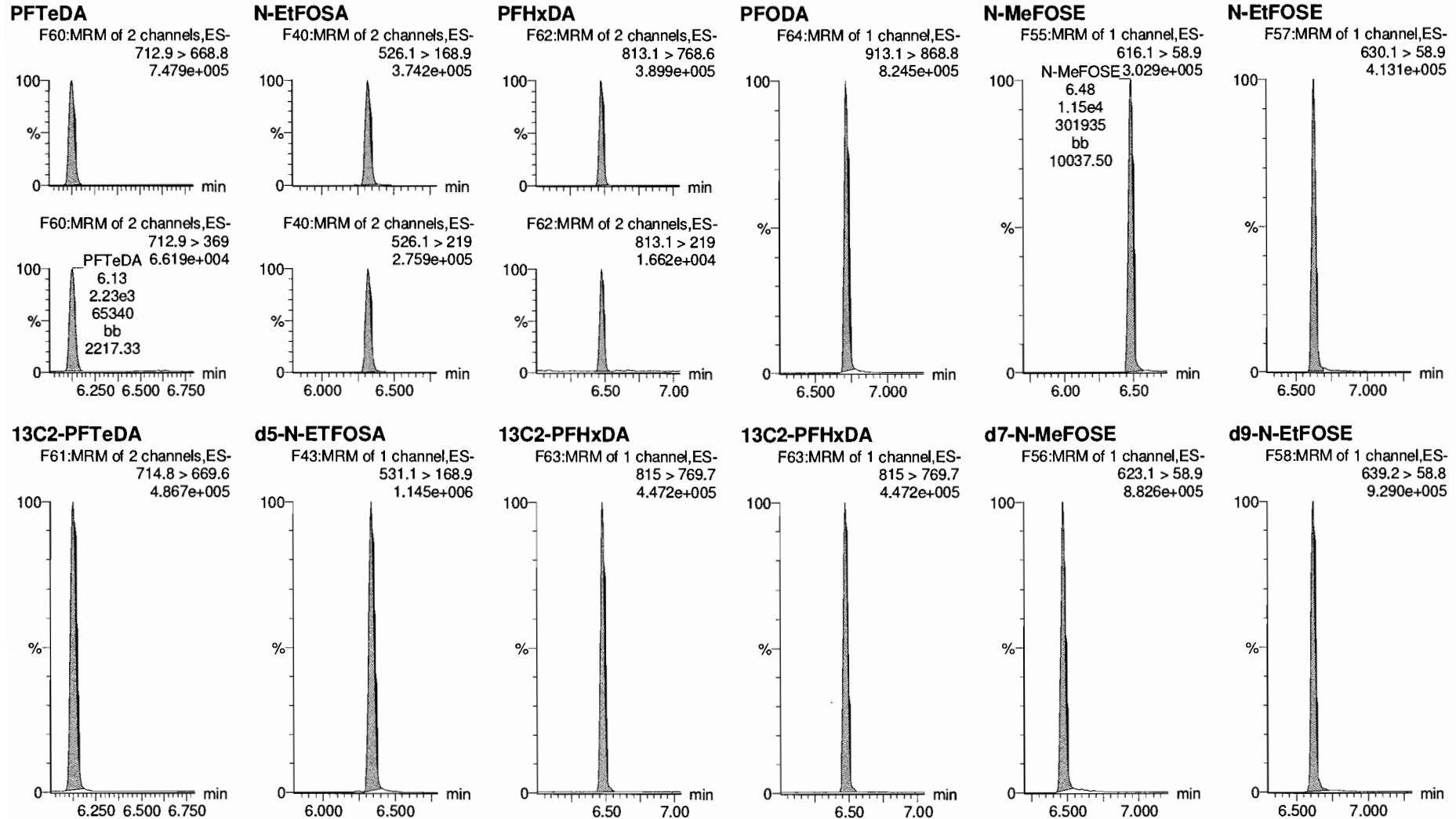
F54:MRM of 2 channels,ES-  
615.0 > 569.7  
8.342e+005



Dataset: Z:\Projects\PFAS.PRO\Results\180310M1\180310M1-19.qld

Last Altered: Monday, March 12, 2018 15:28:45 Pacific Daylight Time  
Printed: Monday, March 12, 2018 15:31:23 Pacific Daylight Time

Name: 180310M1\_19, Date: 10-Mar-2018, Time: 18:53:44, ID: ST180310M1-2 PFC CS3 18C0607, Description: PFC CS3 18C0607

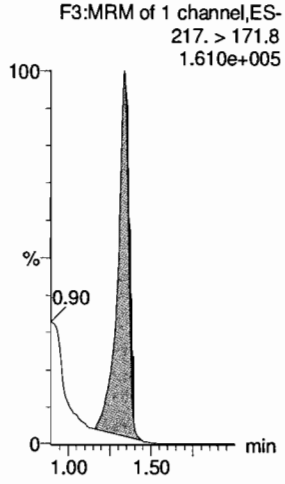


Dataset: Z:\Projects\PFAS.PRO\Results\180310M1\180310M1-19.qld


Last Altered: Monday, March 12, 2018 15:28:45 Pacific Daylight Time  
Printed: Monday, March 12, 2018 15:31:23 Pacific Daylight Time

Name: 180310M1\_19, Date: 10-Mar-2018, Time: 18:53:44, ID: ST180310M1-2 PFC CS3 18C0607, Description: PFC CS3 18C0607

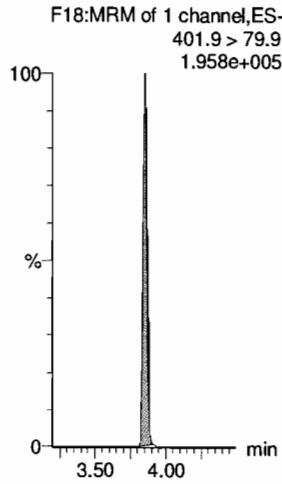
**13C4-PFBA**



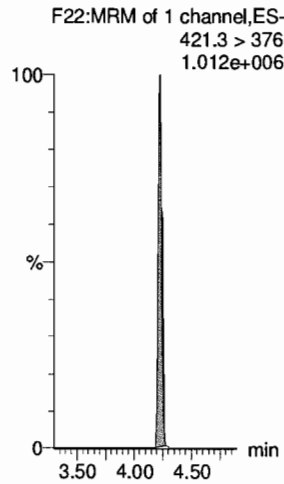
**13C5-PFHxA**



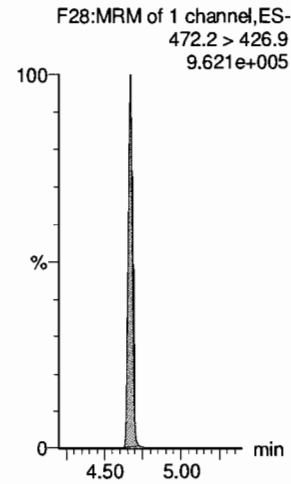
**13C3-PFHxS**



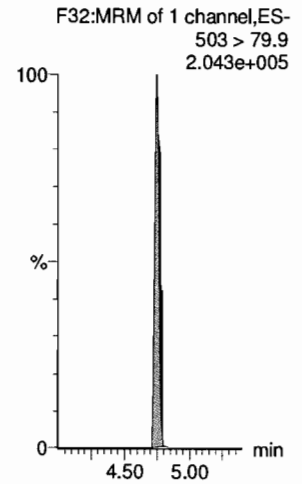
**13C8-PFOA**



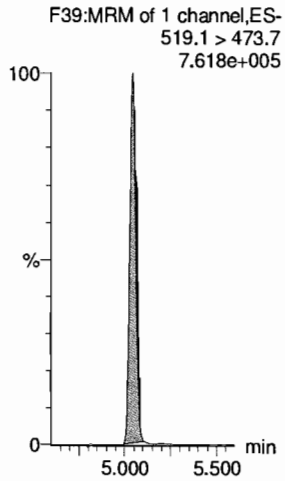
**13C9-PFNA**



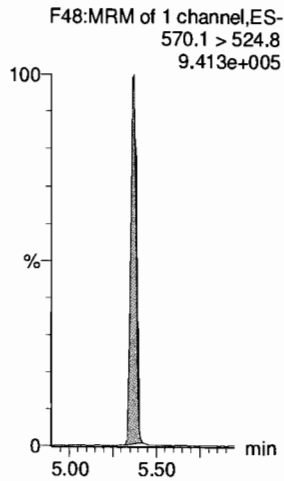
**13C4-PFOS**



**13C6-PFDA**



**13C7-PFUDa**



Dataset: Z:\Projects\PFAS.PRO\Results\180310M1\180310M1-44.qld

Last Altered: Monday, March 12, 2018 15:40:30 Pacific Daylight Time

Printed: Monday, March 12, 2018 15:41:28 Pacific Daylight Time

*Jem 3/12/18*

Method: Z:\Projects\PFAS.PRO\MethDB\PFAS\_FULL\_80C\_030818.mdb 12 Mar 2018 12:07:46

Calibration: Z:\Projects\PFAS.PRO\CurveDB\C18\_VAL-PFAS\_Q4\_03-08-18-FULL.cdb 09 Mar 2018 18:24:24

Name: 180310M1\_44, Date: 10-Mar-2018, Time: 23:40:49, ID: ST180310M1-3 PFC CS3 18C0607, Description: PFC CS3 18C0607

#	Name	Trace	Area	IS Area	RRF	Pred.RT	RT	y Axis Resp.	Conc.	%Rec	Recovery Out
1	1 PFBA	213.0 > 168.8	8.25e3	9.99e3		1.37	1.35	10.3	10.1	100.9	NO
2	2 PFPeA	263.1 > 218.9	1.88e4	2.54e4		2.70	2.33	9.23	10.7	106.9	NO
3	3 PFBS	299.0 > 79.7	3.96e3	2.84e3		2.98	2.61	17.4	10.1	100.5	NO
4	4 4:2 FTS	327.2>307.2	5.00e3	2.84e3		3.38	3.00	22.0	11.4	114.1	NO
5	5 PFHxA	313.2 > 268.9	2.30e4	9.38e3		3.48	3.09	12.3	10.1	101.4	NO
6	6 PFPeS	349.1>80.1	3.96e3	2.84e3		3.67	3.29	17.4	11.8	118.4	NO
7	7 PFHpA	363.0 > 318.9	2.07e4	2.24e4		4.10	3.71	11.6	10.4	104.4	NO
8	8 L-PFHxS	398.9 > 79.6	3.14e3	2.14e3		4.24	3.85	18.3	11.3	113.5	NO
9	10 6:2 FTS	427.1 > 407	5.53e3	7.06e3		4.56	4.17	9.78	10.8	108.4	NO
10	11 L-PFOA	413 > 368.7	2.20e4	3.38e4		4.30	4.23	8.15	9.17	91.7	NO
11	13 PFHpS	449 > 80.0	4.42e3	3.38e4		4.71	4.34	1.63	8.91	89.1	NO
12	14 PFNA	463.0 > 418.8	2.66e4	2.77e4		5.04	4.67	12.0	12.0	119.7	NO
13	15 PFOSA	498.1 > 77.8	4.21e3	5.51e3		5.09	4.73	9.56	10.6	105.6	NO
14	16 L-PFOS	499 > 79.9	4.89e3	6.01e3		4.84	4.75	10.2	10.3	102.8	NO
15	18 PFDA	513 > 468.8	2.68e4	3.12e4		5.40	5.04	10.8	10.3	102.6	NO
16	19 8:2 FTS	527 > 506.9	5.63e3	5.27e3		5.38	5.01	13.4	9.18	91.8	NO
17	20 PFNS	549.1>80.1	3.84e3	6.01e3		5.19	5.11	7.98	11.3	113.2	NO
18	21 N-MeFOSAA	570.1 > 419	1.30e4	1.23e4		5.55	5.20	13.2	9.39	93.9	NO
19	22 N-EtFOSAA	584.2 > 419	1.06e4	1.45e4		5.70	5.36	9.13	10.0	100.4	NO
20	23 PFUdA	563.0 > 518.9	2.74e4	3.40e4		5.72	5.37	10.1	11.1	111.0	NO
21	24 PFDS	598.8 > 80	4.59e3	3.40e4		5.76	5.42	1.69	9.46	94.6	NO
22	25 PFDoA	612.9 > 569.0	2.86e4	3.05e4		5.99	5.65	11.7	8.88	88.8	NO
23	26 N-MeFOSA	512.1 > 168.9	1.23e4	3.25e4		5.93	5.90	56.6	60.8	121.6	NO
24	27 PFTTrDA	662.9 > 618.9	3.32e4	3.05e4		6.22	5.90	13.6	9.61	96.1	NO
25	28 PFTeDA	712.9 > 668.8	2.45e4	1.98e4		6.41	6.13	15.5	8.57	85.7	NO
26	29 N-EtFOSA	526.1 > 168.9	1.56e4	4.73e4		6.25	6.32	49.5	50.0	100.1	NO
27	30 PFHxDA	813.1 > 768.6	1.48e4	1.78e4		6.69	6.48	4.14	10.1	100.5	NO
28	31 PFODA	913.1 > 868.8	2.84e4	1.78e4		6.90	6.72	7.95	9.65	96.5	NO
29	32 N-MeFOSE	616.1 > 58.9	1.14e4	3.30e4		6.31	6.48	51.9	53.8	107.5	NO
30	33 N-EtFOSE	630.1 > 58.9	1.37e4	3.51e4		6.45	6.63	58.3	50.9	101.8	NO
31	34 13C3-PFBA	216.1 > 171.8	9.99e3	1.21e4	0.804	1.73	1.35	10.3	12.9	102.8	NO
32	35 13C3-PFPeA	266. > 221.8	2.54e4	3.25e4	0.815	2.70	2.33	9.78	12.0	96.0	NO

KBF 3/12/2018

Dataset: Z:\Projects\PFAS.PRO\Results\180310M1\180310M1-44.qld

Last Altered: Monday, March 12, 2018 15:40:30 Pacific Daylight Time

Printed: Monday, March 12, 2018 15:41:28 Pacific Daylight Time

Name: 180310M1\_44, Date: 10-Mar-2018, Time: 23:40:49, ID: ST180310M1-3 PFC CS3 18C0607, Description: PFC CS3 18C0607

	# Name	Trace	Area	IS Area	RRF	Pred.RT	RT	y Axis Resp.	Conc.	%Rec	Recovery	Out
33	36 13C3-PFBS	302. > 98.8	2.84e3	3.25e4	0.096	2.98	2.60	1.09	11.4	91.2	NO	
34	37 13C2-PFHxA	315 > 269.8	9.38e3	3.25e4	0.692	3.48	3.09	3.61	5.22	104.3	NO	
35	38 13C4-PFHpA	367.2 > 321.8	2.24e4	3.25e4	0.659	4.10	3.71	8.62	13.1	104.6	NO	
36	39 18O2-PFHxS	403.0 > 102.6	2.14e3	6.12e3	0.380	4.24	3.85	4.37	11.5	92.1	NO	
37	40 13C2-6:2 FTS	429.1 > 408.9	7.06e3	3.26e4	0.245	4.56	4.17	2.70	11.1	88.4	NO	
38	41 13C2-PFOA	414.9 > 369.7	3.38e4	3.26e4	1.032	4.61	4.23	12.9	12.5	100.3	NO	
39	42 13C5-PFNA	468.2 > 422.9	2.77e4	3.28e4	0.936	5.04	4.67	10.6	11.3	90.2	NO	
40	43 13C8-PFOSA	506.1 > 77.7	5.51e3	3.59e4	0.188	5.09	4.73	1.92	10.2	81.7	NO	
41	44 13C8-PFOS	507.0 > 79.9	6.01e3	6.22e3	0.937	5.11	4.75	12.1	12.9	103.2	NO	
42	45 13C2-PFDA	515.1 > 469.9	3.12e4	3.12e4	1.020	5.40	5.04	12.5	12.2	98.0	NO	
43	46 13C2-8:2 FTS	529.1 > 508.7	5.27e3	3.25e4	0.135	5.38	5.01	2.03	15.0	120.2	NO	
44	47 d3-N-MeFOSAA	573.3 > 419	1.23e4	3.59e4	0.405	5.55	5.19	4.30	10.6	84.9	NO	
45	48 d5-N-EtFOSAA	589.3 > 419	1.45e4	3.59e4	0.447	5.70	5.35	5.06	11.3	90.5	NO	
46	49 13C2-PFUdA	565 > 519.8	3.40e4	3.59e4	0.956	5.72	5.37	11.9	12.4	99.3	NO	
47	50 13C2-PFDoA	615.0 > 569.7	3.05e4	3.59e4	0.795	5.99	5.65	10.6	13.4	107.2	NO	
48	51 d3-N-MeFOSA	515.2 > 168.9	3.25e4	3.59e4	0.095	5.93	5.93	11.3	119	79.3	NO	
49	52 13C2-PFTeDA	714.8 > 669.6	1.98e4	3.59e4	0.475	6.41	6.13	6.90	14.5	116.1	NO	
50	53 d5-N-ETFOSA	531.1 > 168.9	4.73e4	3.59e4	0.124	6.25	6.34	16.5	133	88.5	NO	
51	54 13C2-PFHxDA	815 > 769.7	1.78e4	3.59e4	1.168	6.69	6.48	6.22	5.32	106.5	NO	
52	55 d7-N-MeFOSE	623.1 > 58.9	3.30e4	3.59e4	0.098	6.31	6.47	11.5	117	78.0	NO	
53	56 d9-N-EtFOSE	639.2 > 58.8	3.51e4	3.59e4	0.094	6.45	6.62	12.2	131	87.3	NO	
54	57 13C4-PFBA	217. > 171.8	1.21e4	1.21e4	1.000	1.73	1.35	12.5	12.5	100.0	NO	
55	58 13C5-PFHxA	318 > 272.9	3.25e4	3.25e4	1.000	3.48	3.09	12.5	12.5	100.0	NO	
56	59 13C3-PFHxS	401.9 > 79.9	6.12e3	6.12e3	1.000	4.24	3.85	12.5	12.5	100.0	NO	
57	60 13C8-PFOA	421.3 > 376	3.26e4	3.26e4	1.000	4.61	4.23	12.5	12.5	100.0	NO	
58	61 13C9-PFNA	472.2 > 426.9	3.28e4	3.28e4	1.000	4.70	4.67	12.5	12.5	100.0	NO	
59	62 13C4-PFOS	503 > 79.9	6.22e3	6.22e3	1.000	5.11	4.75	12.5	12.5	100.0	NO	
60	63 13C6-PFDA	519.1 > 473.7	3.12e4	3.12e4	1.000	5.40	5.04	12.5	12.5	100.0	NO	
61	64 13C7-PFUdA	570.1 > 524.8	3.59e4	3.59e4	1.000	5.72	5.36	12.5	12.5	100.0	NO	



Vista Analytical Laboratory

Dataset: Untitled

Last Altered: Monday, March 12, 2018 16:06:50 Pacific Daylight Time

Printed: Monday, March 12, 2018 16:08:19 Pacific Daylight Time

Method: F:\Projects\PFAS.PRO\MethDB\PFAS\_FULL\_80C\_030818.mdb 12 Mar 2018 15:51:17

Calibration: F:\Projects\PFAS.PRO\CurveDB\C18\_VAL-PFAS\_Q4\_03-08-18-FULL.cdb 09 Mar 2018 18:24:24

Compound name: PFBA

	Name	ID	Acq.Date	Acq.Time
1	180310M1_1	IPA	10-Mar-18	15:27:13
2	180310M1_2	ST180310M1-1 PFC CS0 18C0604	10-Mar-18	15:38:52
3	180310M1_3	IPA	10-Mar-18	15:50:19
4	180310M1_4	1800295-02@20X CW after UF 0.12191	10-Mar-18	16:01:49
5	180310M1_5	B8B0116-BS1 OPR 0.25	10-Mar-18	16:13:13
6	180310M1_6	B8B0116-BSD1 LCSD 0.25	10-Mar-18	16:24:40
7	180310M1_7	B8B0116-BLK1 Method Blank 0.25	10-Mar-18	16:36:09
8	180310M1_8	1800316-01 WT1802131145MK 0.2723	10-Mar-18	16:47:39
9	180310M1_9	1800316-02 FB1802131150MK 0.25316	10-Mar-18	16:59:09
10	180310M1_10	1800316-03 WT1802140935MK 0.26777	10-Mar-18	17:10:37
11	180310M1_11	1800316-04 WT1802140950MK 0.27446	10-Mar-18	17:22:04
12	180310M1_12	1800316-05 WR1802141000MK 0.27409	10-Mar-18	17:33:34
13	180310M1_13	1800316-06 WT1802141015MK 0.26616	10-Mar-18	17:45:03
14	180310M1_14	1800317-01 WT1802131110MK 0.27276	10-Mar-18	17:56:30
15	180310M1_15	1800317-02 WR1802131120MK 0.24954	10-Mar-18	18:07:57
16	180310M1_16	1800317-03 WR1802131320MK 0.27537	10-Mar-18	18:19:24
17	180310M1_17	1800317-04 WSOFT1802131600MK 0.26861	10-Mar-18	18:30:50
18	180310M1_18	IPA	10-Mar-18	18:42:18
19	180310M1_19	ST180310M1-2 PFC CS3 18C0607	10-Mar-18	18:53:44
20	180310M1_20	IPA	10-Mar-18	19:05:13
21	180310M1_21	1800317-05 WR1802140900MK 0.26084	10-Mar-18	19:16:42
22	180310M1_22	1800317-06 WT1802140915MK 0.27055	10-Mar-18	19:28:12
23	180310M1_23	1800317-07 WR1802141110MK 0.25587	10-Mar-18	19:39:42
24	180310M1_24	1800319-01 REEPDW181FRB 0.11776	10-Mar-18	19:51:11
25	180310M1_25	1800319-02 REEPDW182FRB 0.12058	10-Mar-18	20:02:43
26	180310M1_26	1800319-03 REEPDW183FRB 0.12057	10-Mar-18	20:14:08
27	180310M1_27	1800319-04 REEPDW184FRB 0.12017	10-Mar-18	20:25:35
28	180310M1_28	1800319-05 REEPDW185FRB 0.11948	10-Mar-18	20:37:03
29	180310M1_29	B8B0019-BS1 OPR 1	10-Mar-18	20:48:33
30	180310M1_30	B8B0019-BLK1 Method Blank 1	10-Mar-18	21:00:02
31	180310M1_31	1700800-01RE2 0032 1.06	10-Mar-18	21:11:31
32	180310M1_32	B8B0147-BS1 OPR 0.25	10-Mar-18	21:23:01

Vista Analytical Laboratory

Dataset: Untitled

Last Altered: Monday, March 12, 2018 16:06:50 Pacific Daylight Time

Printed: Monday, March 12, 2018 16:08:19 Pacific Daylight Time

Compound name: PFBA

	Name	ID	Acq.Date	Acq.Time
33	180310M1_33	B8B0147-BLK1 Method Blank 0.25	10-Mar-18	21:34:31
34	180310M1_34	1800343-01 YMCA Maintenance Bldg 0.25915	10-Mar-18	21:46:00
35	180310M1_35	1800343-02 YMCA Residence 0.26136	10-Mar-18	21:57:30
36	180310M1_36	B8B0157-BS1 OPR 0.25	10-Mar-18	22:08:59
37	180310M1_37	B8B0157-BSD1 LCSD 0.25	10-Mar-18	22:20:28
38	180310M1_38	B8B0157-BLK1 Method Blank 0.25	10-Mar-18	22:31:57
39	180310M1_39	1800331-01 906A 0.12044	10-Mar-18	22:43:27
40	180310M1_40	1800331-02 906b 0.11572	10-Mar-18	22:54:54
41	180310M1_41	1800331-03 908 0.11722	10-Mar-18	23:06:24
42	180310M1_42	1800331-04 911 0.11887	10-Mar-18	23:17:53
43	180310M1_43	IPA	10-Mar-18	23:29:20
44	180310M1_44	ST180310M1-3 PFC CS3 18C0607	10-Mar-18	23:40:49
45	180310M1_45	IPA	10-Mar-18	23:52:19
46	180310M1_46	1800331-05 731 0.11762	11-Mar-18	00:03:48
47	180310M1_47	1800344-01 GW4751180215RAP 0.25614	11-Mar-18	00:15:18
48	180310M1_48	1800344-02 GW5357180215RAP 0.26043	11-Mar-18	00:26:47
49	180310M1_49	1800344-03 GW1620180216RAP 0.26555	11-Mar-18	00:38:14
50	180310M1_50	1800344-04 GW2630180216RAP 0.26027	11-Mar-18	00:49:43
51	180310M1_51	1800344-05 GW3640180216RAP 0.26103	11-Mar-18	01:01:13
52	180310M1_52	1800353-02 WI-AF-FB01-022018 0.11958	11-Mar-18	01:12:42
53	180310M1_53	1800353-07 WI-AF-EB03-022018 0.12247	11-Mar-18	01:24:12
54	180310M1_54	1800353-01 WI-AF-N2-5-0218 0.11121	11-Mar-18	01:35:41
55	180310M1_55	1800353-03 WI-AF-MW-3-0218 0.11741	11-Mar-18	01:47:10
56	180310M1_56	1800353-04 WI-AF-MW-202-0218 0.11256 B	11-Mar-18	01:58:39
57	180310M1_57	1800353-05 WI-AF-MW-204-0218 0.11807	11-Mar-18	03:10:09
58	180310M1_58	IPA	11-Mar-18	03:21:38
59	180310M1_59	ST180309M1-4 PFC CS3 18C0607	11-Mar-18	03:33:07
60	180310M1_60	IPA	11-Mar-18	03:44:37
61	180310M1_61	1800353-06 WI-AF-MW-114-0218 0.11872 (R)	11-Mar-18	03:56:06
62	180310M1_62	B8B0089-BS4 OPR 1	11-Mar-18	04:07:36
63	180310M1_63	B8B0089-BS3 OPR 1	11-Mar-18	04:19:05
64	180310M1_64	B8B0089-BS2 OPR 1	11-Mar-18	04:30:35
65	180310M1_65	B8B0089-BS1 OPR 1	11-Mar-18	04:42:02
66	180310M1_66	B8B0089-BLK1 Method Blank 1	11-Mar-18	04:53:29
67	180310M1_67	IPA	11-Mar-18	05:04:56
68	180310M1_68	ST180309M1-5 PFC CS3 18C0607	11-Mar-18	05:16:22

B Time change, all samples within 12 hour window of ISC

(API) past 12 hours GM 3/14/18

Dataset: Untitled

Last Altered: Monday, March 12, 2018 16:06:50 Pacific Daylight Time

Printed: Monday, March 12, 2018 16:08:19 Pacific Daylight Time

**Compound name: PFBA**

	Name	ID	Acq.Date	Acq.Time
69	180310M1_69	IPA	11-Mar-18	05:27:51

Dataset: Z:\Projects\PFAS.PRO\Results\180310M1\180310M1-44.qld

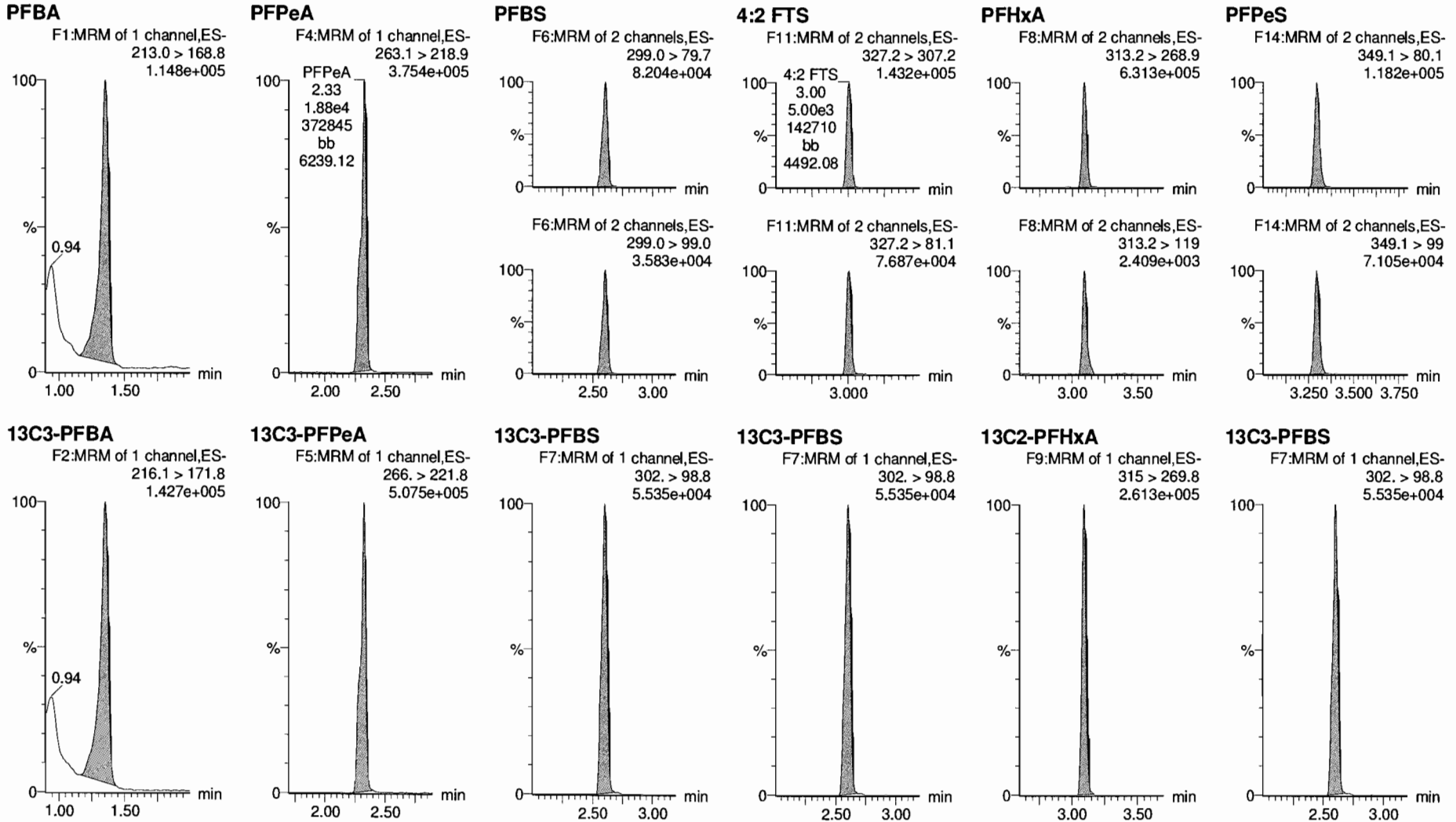
Last Altered: Monday, March 12, 2018 15:40:30 Pacific Daylight Time

Printed: Monday, March 12, 2018 15:41:28 Pacific Daylight Time

Method: Z:\Projects\PFAS.PRO\MethDB\PFAS\_FULL\_80C\_030818.mdb 12 Mar 2018 12:07:46

Calibration: Z:\Projects\PFAS.PRO\CurveDB\C18\_VAL-PFAS\_Q4\_03-08-18-FULL.cdb 09 Mar 2018 18:24:24

Name: 180310M1\_44, Date: 10-Mar-2018, Time: 23:40:49, ID: ST180310M1-3 PFC CS3 18C0607, Description: PFC CS3 18C0607



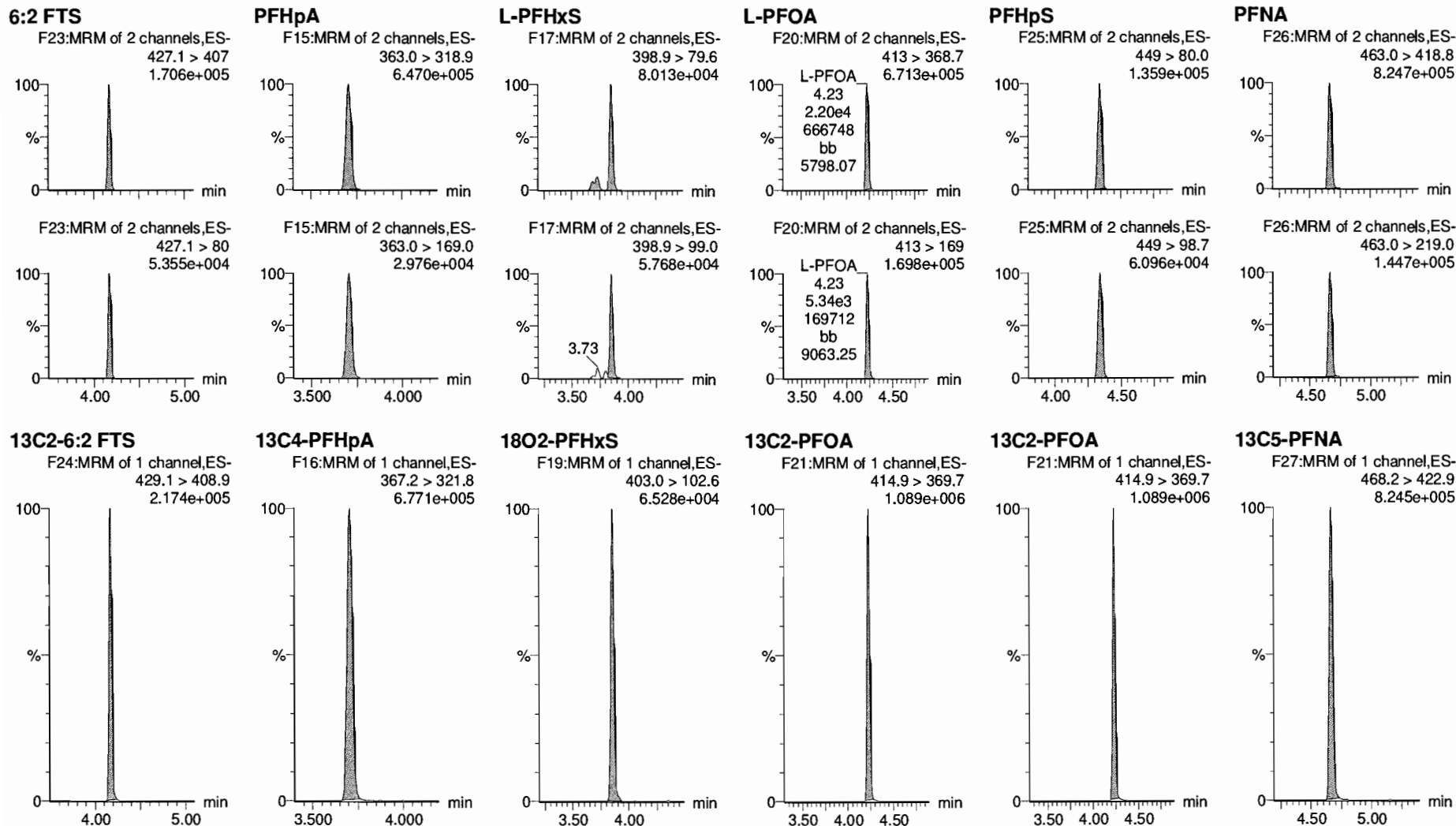
KBF 3/12/2018

Dataset: Z:\Projects\PFAS.PRO\Results\180310M1\180310M1-44.qld

Last Altered: Monday, March 12, 2018 15:40:30 Pacific Daylight Time

Printed: Monday, March 12, 2018 15:41:28 Pacific Daylight Time

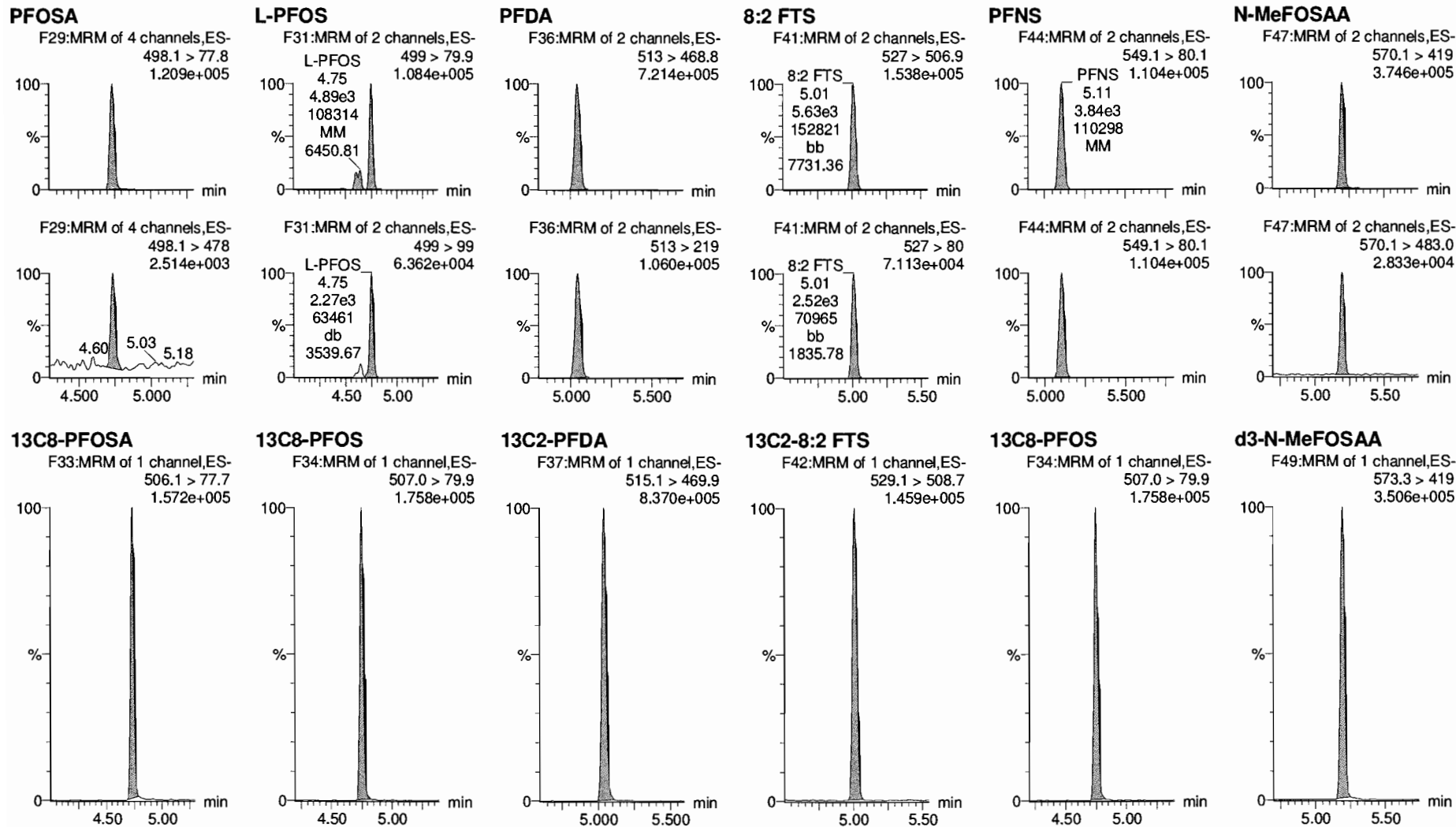
Name: 180310M1\_44, Date: 10-Mar-2018, Time: 23:40:49, ID: ST180310M1-3 PFC CS3 18C0607, Description: PFC CS3 18C0607



Dataset: Z:\Projects\PFAS.PRO\Results\180310M1\180310M1-44.qld

Last Altered: Monday, March 12, 2018 15:40:30 Pacific Daylight Time  
Printed: Monday, March 12, 2018 15:41:28 Pacific Daylight Time

Name: 180310M1\_44, Date: 10-Mar-2018, Time: 23:40:49, ID: ST180310M1-3 PFC CS3 18C0607, Description: PFC CS3 18C0607

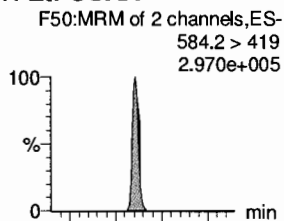


Dataset: Z:\Projects\PFAS.PRO\Results\180310M1\180310M1-44.qld

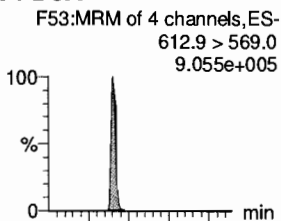
Last Altered: Monday, March 12, 2018 15:40:30 Pacific Daylight Time  
Printed: Monday, March 12, 2018 15:41:28 Pacific Daylight Time

Name: 180310M1\_44, Date: 10-Mar-2018, Time: 23:40:49, ID: ST180310M1-3 PFC CS3 18C0607, Description: PFC CS3 18C0607

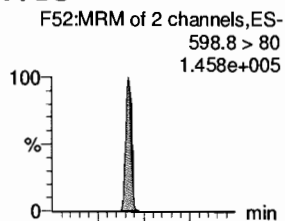
**N-EtFOSAA**



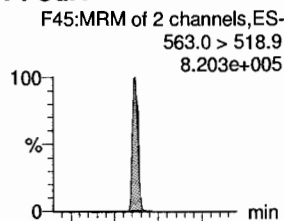
**PFDoA**



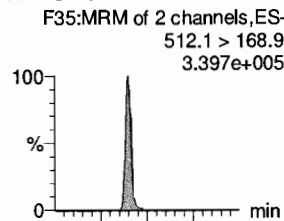
**PFDS**



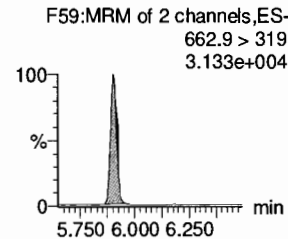
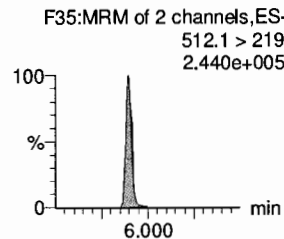
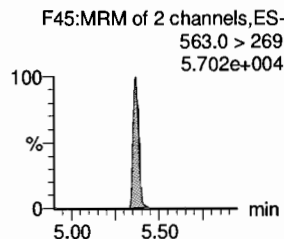
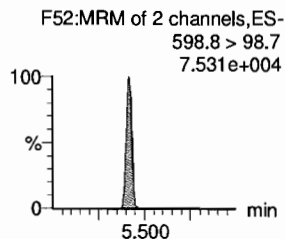
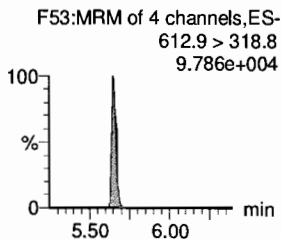
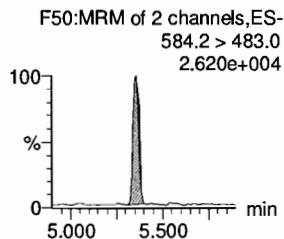
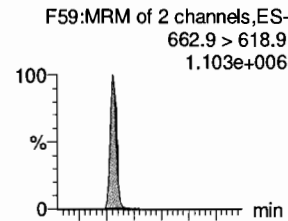
**PFUdA**



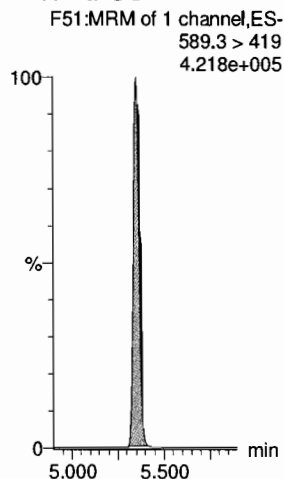
**N-MeFOSA**



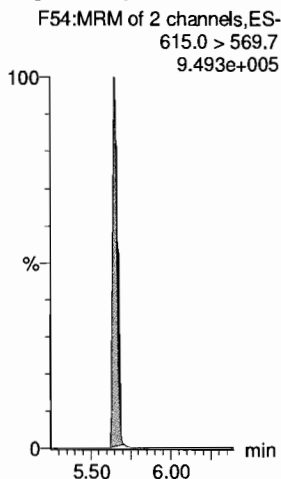
**PFTrDA**



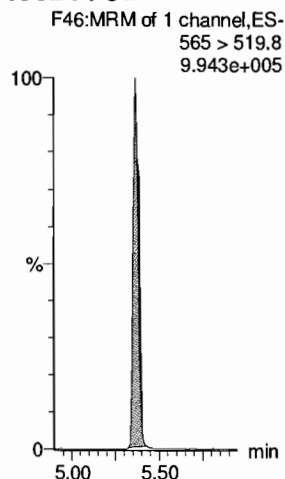
**d5-N-EtFOSAA**



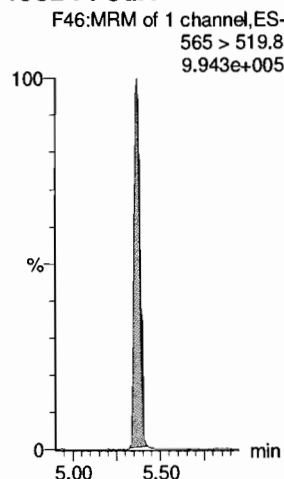
**13C2-PFDoA**



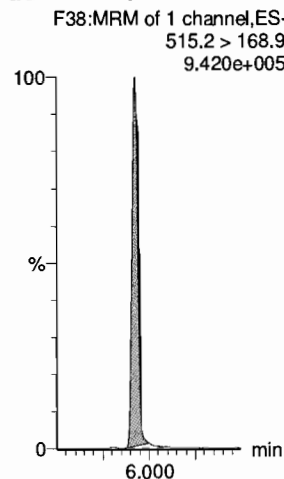
**13C2-PFUdA**



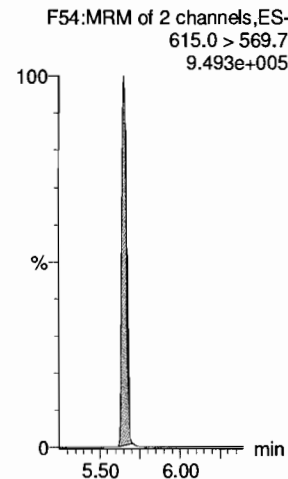
**13C2-PFUdA**



**d3-N-MeFOSA**



**13C2-PFDoA**



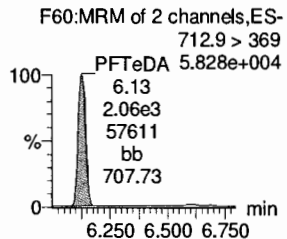
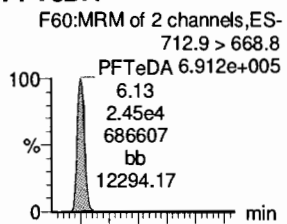
Dataset: Z:\Projects\PFAS.PRO\Results\180310M1\180310M1-44.qld

Last Altered: Monday, March 12, 2018 15:40:30 Pacific Daylight Time

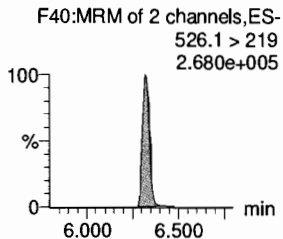
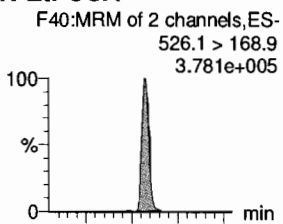
Printed: Monday, March 12, 2018 15:41:28 Pacific Daylight Time

Name: 180310M1\_44, Date: 10-Mar-2018, Time: 23:40:49, ID: ST180310M1-3 PFC CS3 18C0607, Description: PFC CS3 18C0607

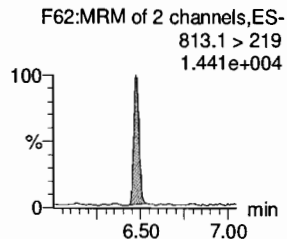
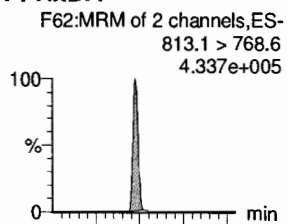
**PFTeDA**



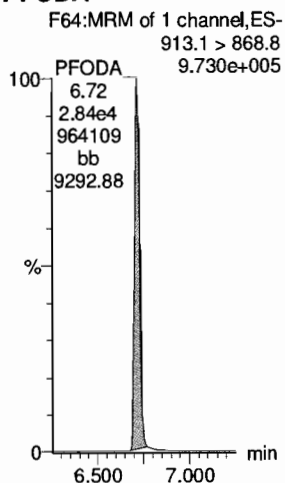
**N-EtFOSA**




**PFHxDA**



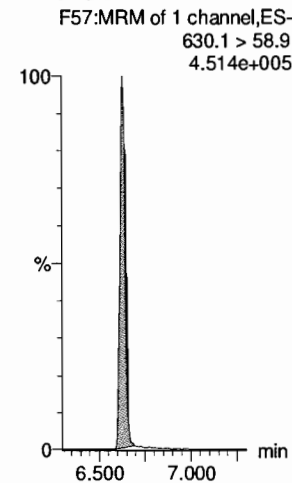
**PFODA**



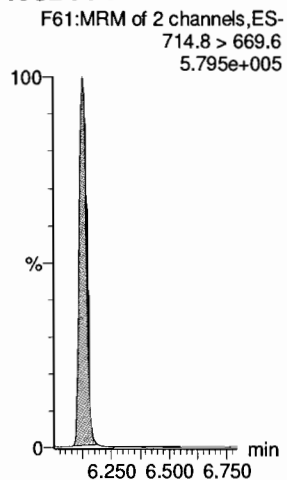
**N-MeFOSE**



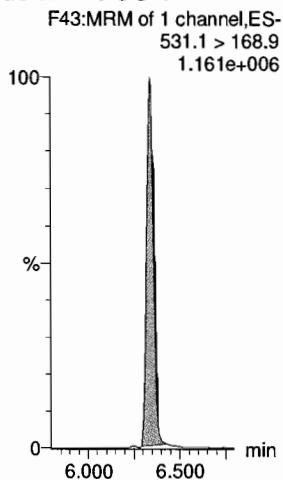
**N-EtFOSE**



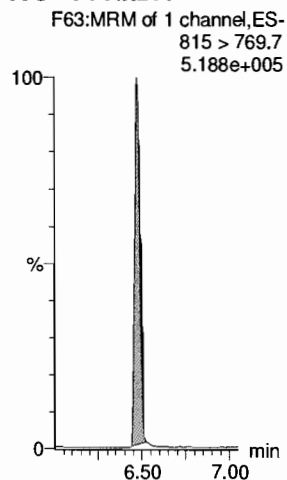
**13C2-PFTeDA**



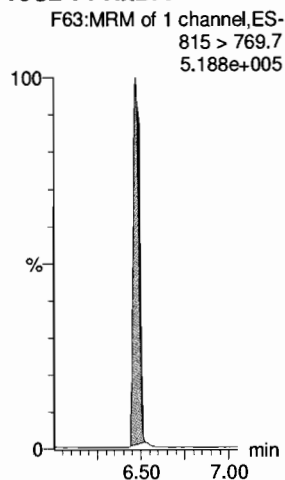
**d5-N-ETFOSA**



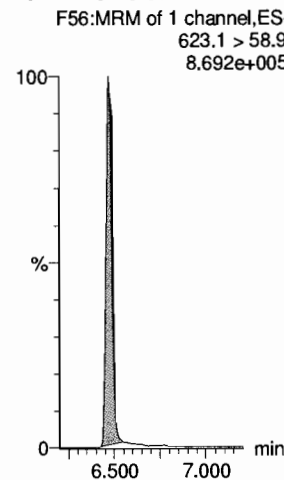
**13C2-PFHxDA**



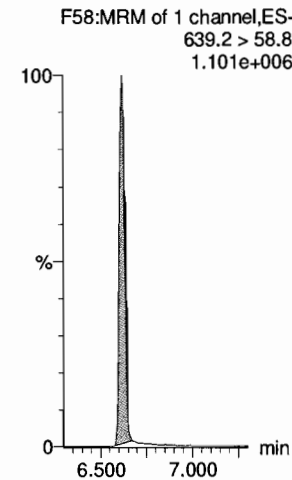
**13C2-PFHxDA**



**d7-N-MeFOSE**



**d9-N-EtFOSE**

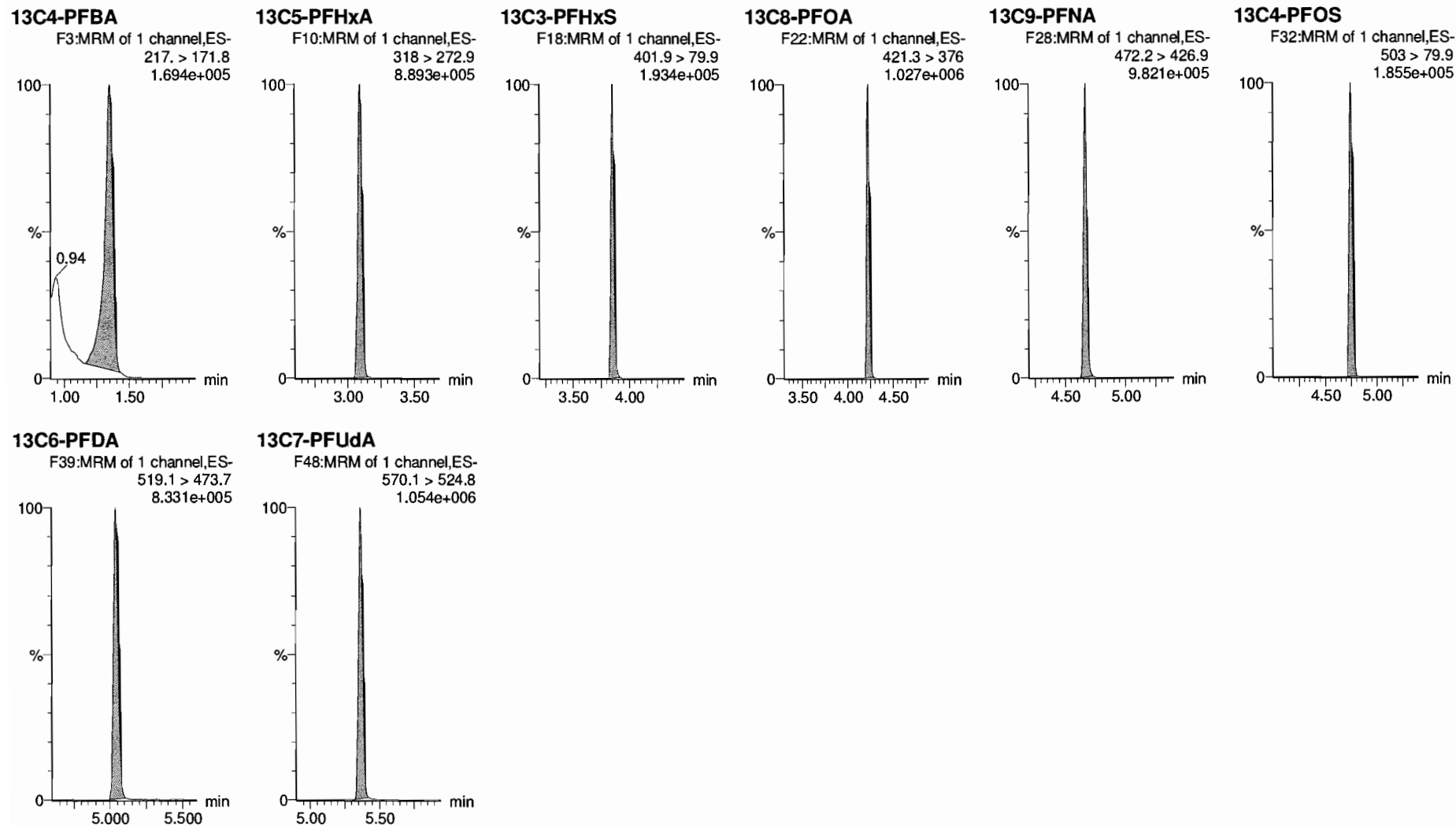




Dataset: Z:\Projects\PFAS.PRO\Results\180310M1\180310M1-44.qld

Last Altered: Monday, March 12, 2018 15:40:30 Pacific Daylight Time  
Printed: Monday, March 12, 2018 15:41:28 Pacific Daylight Time

Name: 180310M1\_44, Date: 10-Mar-2018, Time: 23:40:49, ID: ST180310M1-3 PFC CS3 18C0607, Description: PFC CS3 18C0607



Dataset: Z:\Projects\PFAS.PRO\Results\180310M1\180310M1-59.qld

Last Altered: Monday, March 12, 2018 15:50:43 Pacific Daylight Time

Printed: Tuesday, March 13, 2018 08:16:48 Pacific Daylight Time

✓ dm 3/13/18

Method: Z:\Projects\PFAS.PRO\MethDB\PFAS\_FULL\_80C\_030818.mdb 12 Mar 2018 12:07:46

Calibration: Z:\Projects\PFAS.PRO\CurveDB\C18\_VAL-PFAS\_Q4\_03-08-18-FULL.cdb 09 Mar 2018 18:24:24

ST180310M1-4 KBF 3/13/18

Name: 180310M1\_59, Date: 11-Mar-2018, Time: 03:33:07, ID: ST180309M1-4 PFC CS3 18C0607, Description: PFC CS3 18C0607

	# Name	Trace	Area	IS Area	wt/vol	RRF	Pred.RT	RT	y Axis Resp.	Conc.	%Rec
1	1 PFBA	213.0 > 168.8	8.15e3	9.73e3	1.0000		1.37	1.32	10.5	10.232	102.3
2	2 PFPeA	263.1 > 218.9	1.86e4	2.62e4	1.0000		2.70	2.32	8.88	10.282	102.8
3	3 PFBS	299.0 > 79.7	3.99e3	3.22e3	1.0000		2.98	2.60	15.5	8.933	89.3
4	4 4:2 FTS	327.2>307.2	4.71e3	3.22e3	1.0000		3.38	3.00	18.3	9.467	94.7
5	5 PFHxA	313.2 > 268.9	2.26e4	9.14e3	1.0000		3.48	3.09	12.4	10.207	102.1
6	6 PFPeS	349.1>80.1	4.26e3	3.22e3	1.0000		3.67	3.29	16.5	11.233	112.3
7	7 PFHpA	363.0 > 318.9	2.08e4	2.34e4	1.0000		4.10	3.71	11.1	10.041	100.4
8	8 L-PFHxS	398.9 > 79.6	3.26e3	2.44e3	1.0000		4.24	3.85	16.7	10.331	103.3
9	10 6:2 FTS	427.1 > 407	4.87e3	7.27e3	1.0000		4.56	4.17	8.38	9.230	92.3
10	11 L-PFOA	413 > 368.7	2.37e4	3.32e4	1.0000		4.30	4.22	8.91	10.025	100.3
11	13 PFHpS	449 > 80.0	4.91e3	3.32e4	1.0000		4.71	4.34	1.84	10.071	100.7
12	14 PFNA	463.0 > 418.8	2.88e4	3.12e4	1.0000		5.04	4.67	11.5	11.471	114.7
13	15 PFOSA	498.1 > 77.8	4.17e3	6.27e3	1.0000		5.09	4.73	8.33	9.184	91.8
14	16 L-PFOS	499 > 79.9	5.00e3	6.76e3	1.0000		4.84	4.75	9.25	9.352	93.5
15	18 PFDA	513 > 468.8	2.97e4	3.29e4	1.0000		5.40	5.04	11.3	10.770	107.7
16	19 8:2 FTS	527 > 506.9	5.84e3	5.45e3	1.0000		5.38	5.01	13.4	9.198	92.0
17	20 PFNS	549.1>80.1	3.97e3	6.76e3	1.0000		5.19	5.11	7.33	10.388	103.9
18	21 N-MeFOSAA	570.1 > 419	1.43e4	1.34e4	1.0000		5.55	5.20	13.3	9.483	94.8
19	22 N-EtFOSAA	584.2 > 419	1.18e4	1.47e4	1.0000		5.70	5.36	10.0	11.036	110.4
20	23 PFUdA	563.0 > 518.9	2.92e4	3.67e4	1.0000		5.72	5.37	9.96	10.980	109.8
21	24 PFDS	598.8 > 80	4.72e3	3.67e4	1.0000		5.76	5.42	1.61	9.034	90.3
22	25 PFDoA	612.9 > 569.0	3.18e4	3.15e4	1.0000		5.99	5.65	12.6	9.568	95.7
23	26 N-MeFOSA	512.1 > 168.9	1.23e4	3.31e4	1.0000		5.93	5.90	55.4	59.567	119.1
24	27 PFTTrDA	662.9 > 618.9	3.21e4	3.15e4	1.0000		6.22	5.91	12.7	8.983	89.8
25	28 PFTeDA	712.9 > 668.8	2.04e4	1.73e4	1.0000		6.41	6.13	14.8	8.185	81.9
26	29 N-EtFOSA	526.1 > 168.9	1.61e4	4.80e4	1.0000		6.25	6.33	50.3	50.884	101.8
27	30 PFHxDA	813.1 > 768.6	1.50e4	1.88e4	1.0000		6.69	6.48	4.01	9.739	97.4
28	31 PFODA	913.1 > 868.8	2.98e4	1.88e4	1.0000		6.90	6.72	7.93	9.627	96.3
29	32 N-MeFOSE	616.1 > 58.9	1.13e4	3.67e4	1.0000		6.31	6.48	45.9	47.549	95.1
30	33 N-EtFOSE	630.1 > 58.9	1.22e4	3.48e4	1.0000		6.45	6.63	52.5	45.824	91.6
31	34 13C3-PFBA	216.1 > 171.8	9.73e3	1.21e4	1.0000	0.804	1.73	1.33	10.1	12.534	100.3
32	35 13C3-PFPeA	266. > 221.8	2.62e4	3.30e4	1.0000	0.815	2.70	2.32	9.91	12.155	97.2

KBF 3/13/2018

Dataset: Z:\Projects\PFAS.PRO\Results\180310M1\180310M1-59.qld

Last Altered: Monday, March 12, 2018 15:50:43 Pacific Daylight Time

Printed: Tuesday, March 13, 2018 08:16:48 Pacific Daylight Time

ST180310M1-4

Name: 180310M1\_59, Date: 11-Mar-2018, Time: 03:33:07, ID: ST180309M1-4-PFC CS3 18C0607, Description: PFC CS3 18C0607

	# Name	Trace	Area	IS Area	wt/vol	RRF	Pred.RT	RT	y Axis Resp.	Conc.	%Rec
33	36 13C3-PFBS	302. > 98.8	3.22e3	3.30e4	1.0000	0.096	2.98	2.60	1.22	12.721	101.8
34	37 13C2-PFHxA	315 > 269.8	9.14e3	3.30e4	1.0000	0.692	3.48	3.09	3.46	5.002	100.0
35	38 13C4-PFHpA	367.2 > 321.8	2.34e4	3.30e4	1.0000	0.659	4.10	3.70	8.85	13.418	107.3
36	39 18O2-PFHxS	403.0 > 102.6	2.44e3	6.40e3	1.0000	0.380	4.24	3.85	4.77	12.556	100.5
37	40 13C2-6:2 FTS	429.1 > 408.9	7.27e3	3.19e4	1.0000	0.245	4.56	4.17	2.85	11.649	93.2
38	41 13C2-PFOA	414.9 > 369.7	3.32e4	3.19e4	1.0000	1.032	4.61	4.22	13.0	12.627	101.0
39	42 13C5-PFNA	468.2 > 422.9	3.12e4	3.78e4	1.0000	0.936	5.04	4.66	10.3	11.042	88.3
40	43 13C8-PFOSA	506.1 > 77.7	6.27e3	3.57e4	1.0000	0.188	5.09	4.73	2.19	11.658	93.3
41	44 13C8-PFOS	507.0 > 79.9	6.76e3	6.44e3	1.0000	0.937	5.11	4.75	13.1	14.019	112.2
42	45 13C2-PFDA	515.1 > 469.9	3.29e4	3.36e4	1.0000	1.020	5.40	5.04	12.2	11.983	95.9
43	46 13C2-8:2 FTS	529.1 > 508.7	5.45e3	3.30e4	1.0000	0.135	5.38	5.01	2.06	15.300	122.4
44	47 d3-N-MeFOSAA	573.3 > 419	1.34e4	3.57e4	1.0000	0.405	5.55	5.19	4.70	11.589	92.7
45	48 d5-N-EtFOSAA	589.3 > 419	1.47e4	3.57e4	1.0000	0.447	5.70	5.35	5.15	11.507	92.1
46	49 13C2-PFUdA	565 > 519.8	3.67e4	3.57e4	1.0000	0.956	5.72	5.37	12.8	13.426	107.4
47	50 13C2-PFDaA	615.0 > 569.7	3.15e4	3.57e4	1.0000	0.795	5.99	5.65	11.0	13.880	111.0
48	51 d3-N-MeFOSA	515.2 > 168.9	3.31e4	3.57e4	1.0000	0.095	5.93	5.93	11.6	121.612	81.1
49	52 13C2-PFTeDA	714.8 > 669.6	1.73e4	3.57e4	1.0000	0.475	6.41	6.13	6.04	12.705	101.6
50	53 d5-N-ETFOSA	531.1 > 168.9	4.80e4	3.57e4	1.0000	0.124	6.25	6.34	16.8	135.102	90.1
51	54 13C2-PFHxDA	815 > 769.7	1.88e4	3.57e4	1.0000	1.168	6.69	6.48	6.57	5.623	112.5
52	55 d7-N-MeFOSE	623.1 > 58.9	3.67e4	3.57e4	1.0000	0.098	6.31	6.47	12.9	130.673	87.1
53	56 d9-N-EtFOSE	639.2 > 58.8	3.48e4	3.57e4	1.0000	0.094	6.45	6.62	12.2	130.238	86.8
54	57 13C4-PFBA	217. > 171.8	1.21e4	1.21e4	1.0000	1.000	1.73	1.32	12.5	12.500	100.0
55	58 13C5-PFHxA	318 > 272.9	3.30e4	3.30e4	1.0000	1.000	3.48	3.09	12.5	12.500	100.0
56	59 13C3-PFHxS	401.9 > 79.9	6.40e3	6.40e3	1.0000	1.000	4.24	3.85	12.5	12.500	100.0
57	60 13C8-PFOA	421.3 > 376	3.19e4	3.19e4	1.0000	1.000	4.61	4.22	12.5	12.500	100.0
58	61 13C9-PFNA	472.2 > 426.9	3.78e4	3.78e4	1.0000	1.000	4.70	4.66	12.5	12.500	100.0
59	62 13C4-PFOS	503 > 79.9	6.44e3	6.44e3	1.0000	1.000	5.11	4.75	12.5	12.500	100.0
60	63 13C6-PFDA	519.1 > 473.7	3.36e4	3.36e4	1.0000	1.000	5.40	5.04	12.5	12.500	100.0
61	64 13C7-PFUdA	570.1 > 524.8	3.57e4	3.57e4	1.0000	1.000	5.72	5.37	12.5	12.500	100.0

Dataset: Untitled

Last Altered: Tuesday, March 13, 2018 08:38:29 Pacific Daylight Time

Printed: Tuesday, March 13, 2018 08:39:23 Pacific Daylight Time

Method: F:\Projects\PFAS.PRO\MethDB\PFAS\_FULL\_80C\_030818.mdb 12 Mar 2018 15:51:17

Calibration: F:\Projects\PFAS.PRO\CurveDB\C18\_VAL-PFAS\_Q4\_03-08-18-FULL.cdb 09 Mar 2018 18:24:24

Compound name: PFBA

	Name	ID	Acq.Date	Acq.Time
1	180310M1_1	IPA	10-Mar-18	15:27:13
2	180310M1_2	ST180310M1-1 PFC CS0 18C0604	10-Mar-18	15:38:52
3	180310M1_3	IPA	10-Mar-18	15:50:19
4	180310M1_4	1800295-02@20X CW after UF 0.12191	10-Mar-18	16:01:49
5	180310M1_5	B8B0116-BS1 OPR 0.25	10-Mar-18	16:13:13
6	180310M1_6	B8B0116-BSD1 LCSD 0.25	10-Mar-18	16:24:40
7	180310M1_7	B8B0116-BLK1 Method Blank 0.25	10-Mar-18	16:36:09
8	180310M1_8	1800316-01 WT1802131145MK 0.2723	10-Mar-18	16:47:39
9	180310M1_9	1800316-02 FB1802131150MK 0.25316	10-Mar-18	16:59:09
10	180310M1_10	1800316-03 WT1802140935MK 0.26777	10-Mar-18	17:10:37
11	180310M1_11	1800316-04 WT1802140950MK 0.27446	10-Mar-18	17:22:04
12	180310M1_12	1800316-05 WR1802141000MK 0.27409	10-Mar-18	17:33:34
13	180310M1_13	1800316-06 WT1802141015MK 0.26616	10-Mar-18	17:45:03
14	180310M1_14	1800317-01 WT1802131110MK 0.27276	10-Mar-18	17:56:30
15	180310M1_15	1800317-02 WR1802131120MK 0.24954	10-Mar-18	18:07:57
16	180310M1_16	1800317-03 WR1802131320MK 0.27537	10-Mar-18	18:19:24
17	180310M1_17	1800317-04 WSOFT1802131600MK 0.26861	10-Mar-18	18:30:50
18	180310M1_18	IPA	10-Mar-18	18:42:18
19	180310M1_19	ST180310M1-2 PFC CS3 18C0607	10-Mar-18	18:53:44
20	180310M1_20	IPA	10-Mar-18	19:05:13
21	180310M1_21	1800317-05 WR1802140900MK 0.26084	10-Mar-18	19:16:42
22	180310M1_22	1800317-06 WT1802140915MK 0.27055	10-Mar-18	19:28:12
23	180310M1_23	1800317-07 WR1802141110MK 0.25587	10-Mar-18	19:39:42
24	180310M1_24	1800319-01 REEPDW181FRB 0.11776	10-Mar-18	19:51:11
25	180310M1_25	1800319-02 REEPDW182FRB 0.12058	10-Mar-18	20:02:43
26	180310M1_26	1800319-03 REEPDW183FRB 0.12057	10-Mar-18	20:14:08
27	180310M1_27	1800319-04 REEPDW184FRB 0.12017	10-Mar-18	20:25:35
28	180310M1_28	1800319-05 REEPDW185FRB 0.11948	10-Mar-18	20:37:03
29	180310M1_29	B8B0019-BS1 OPR 1	10-Mar-18	20:48:33
30	180310M1_30	B8B0019-BLK1 Method Blank 1	10-Mar-18	21:00:02
31	180310M1_31	1700800-01RE2 0032 1.06	10-Mar-18	21:11:31
32	180310M1_32	B8B0147-BS1 OPR 0.25	10-Mar-18	21:23:01

Dataset: Untitled

Last Altered: Tuesday, March 13, 2018 08:38:29 Pacific Daylight Time

Printed: Tuesday, March 13, 2018 08:39:23 Pacific Daylight Time

Compound name: PFBA

	Name	ID	Acq.Date	Acq.Time
33	180310M1_33	B8B0147-BLK1 Method Blank 0.25	10-Mar-18	21:34:31
34	180310M1_34	1800343-01 YMCA Maintenance Bldg 0.25915	10-Mar-18	21:46:00
35	180310M1_35	1800343-02 YMCA Residence 0.26136	10-Mar-18	21:57:30
36	180310M1_36	B8B0157-BS1 OPR 0.25	10-Mar-18	22:08:59
37	180310M1_37	B8B0157-BSD1 LCSD 0.25	10-Mar-18	22:20:28
38	180310M1_38	B8B0157-BLK1 Method Blank 0.25	10-Mar-18	22:31:57
39	180310M1_39	1800331-01 906A 0.12044	10-Mar-18	22:43:27
40	180310M1_40	1800331-02 906b 0.11572	10-Mar-18	22:54:54
41	180310M1_41	1800331-03 908 0.11722	10-Mar-18	23:06:24
42	180310M1_42	1800331-04 911 0.11887	10-Mar-18	23:17:53
43	180310M1_43	IPA	10-Mar-18	23:29:20
44	180310M1_44	ST180310M1-3 PFC CS3 18C0607	10-Mar-18	23:40:49
45	180310M1_45	IPA	10-Mar-18	23:52:19
46	180310M1_46	1800331-05 731 0.11762	11-Mar-18	00:03:48
47	180310M1_47	1800344-01 GW4751180215RAP 0.25614	11-Mar-18	00:15:18
48	180310M1_48	1800344-02 GW5357180215RAP 0.26043	11-Mar-18	00:26:47
49	180310M1_49	1800344-03 GW1620180216RAP 0.26555	11-Mar-18	00:38:14
50	180310M1_50	1800344-04 GW2630180216RAP 0.26027	11-Mar-18	00:49:43
51	180310M1_51	1800344-05 GW3640180216RAP 0.26103	11-Mar-18	01:01:13
52	180310M1_52	1800353-02 WI-AF-FB01-022018 0.11958	11-Mar-18	01:12:42
53	180310M1_53	1800353-07 WI-AF-EB03-022018 0.12247	11-Mar-18	01:24:12
54	180310M1_54	1800353-01 WI-AF-N2-5-0218 0.11121	11-Mar-18	01:35:41
55	180310M1_55	1800353-03 WI-AF-MW-3-0218 0.11741	11-Mar-18	01:47:10
56	180310M1_56	1800353-04 WI-AF-MW-202-0218 0.11256	11-Mar-18	01:58:39
57	180310M1_57	1800353-05 WI-AF-MW-204-0218 0.11807	11-Mar-18	03:10:09
58	180310M1_58	IPA	11-Mar-18	03:21:38
59	180310M1_59	ST180310M1-4 PFC CS3 18C0607	11-Mar-18	03:33:07
60	180310M1_60	IPA	11-Mar-18	03:44:37
61	180310M1_61	1800353-06 WI-AF-MW-114-0218 0.11872	11-Mar-18	03:56:06
62	180310M1_62	B8B0089-BS4 OPR 1	11-Mar-18	04:07:36
63	180310M1_63	B8B0089-BS3 OPR 1	11-Mar-18	04:19:05
64	180310M1_64	B8B0089-BS2 OPR 1	11-Mar-18	04:30:35
65	180310M1_65	B8B0089-BS1 OPR 1	11-Mar-18	04:42:02
66	180310M1_66	B8B0089-BLK1 Method Blank 1	11-Mar-18	04:53:29
67	180310M1_67	IPA	11-Mar-18	05:04:56
68	180310M1_68	ST180310M1-5 PFC CS3 18C0607	11-Mar-18	05:16:22

B Time change, all samples within  
 12 hour window of ISC

Dataset: Untitled

Last Altered: Tuesday, March 13, 2018 08:38:29 Pacific Daylight Time

Printed: Tuesday, March 13, 2018 08:39:23 Pacific Daylight Time

**Compound name: PFBA**

	Name	ID	Acq.Date	Acq.Time
69	180310M1_69	IPA	11-Mar-18	05:27:51

Dataset: Z:\Projects\PFAS.PRO\Results\180310M1\180310M1-59.qld

Last Altered: Monday, March 12, 2018 15:50:43 Pacific Daylight Time

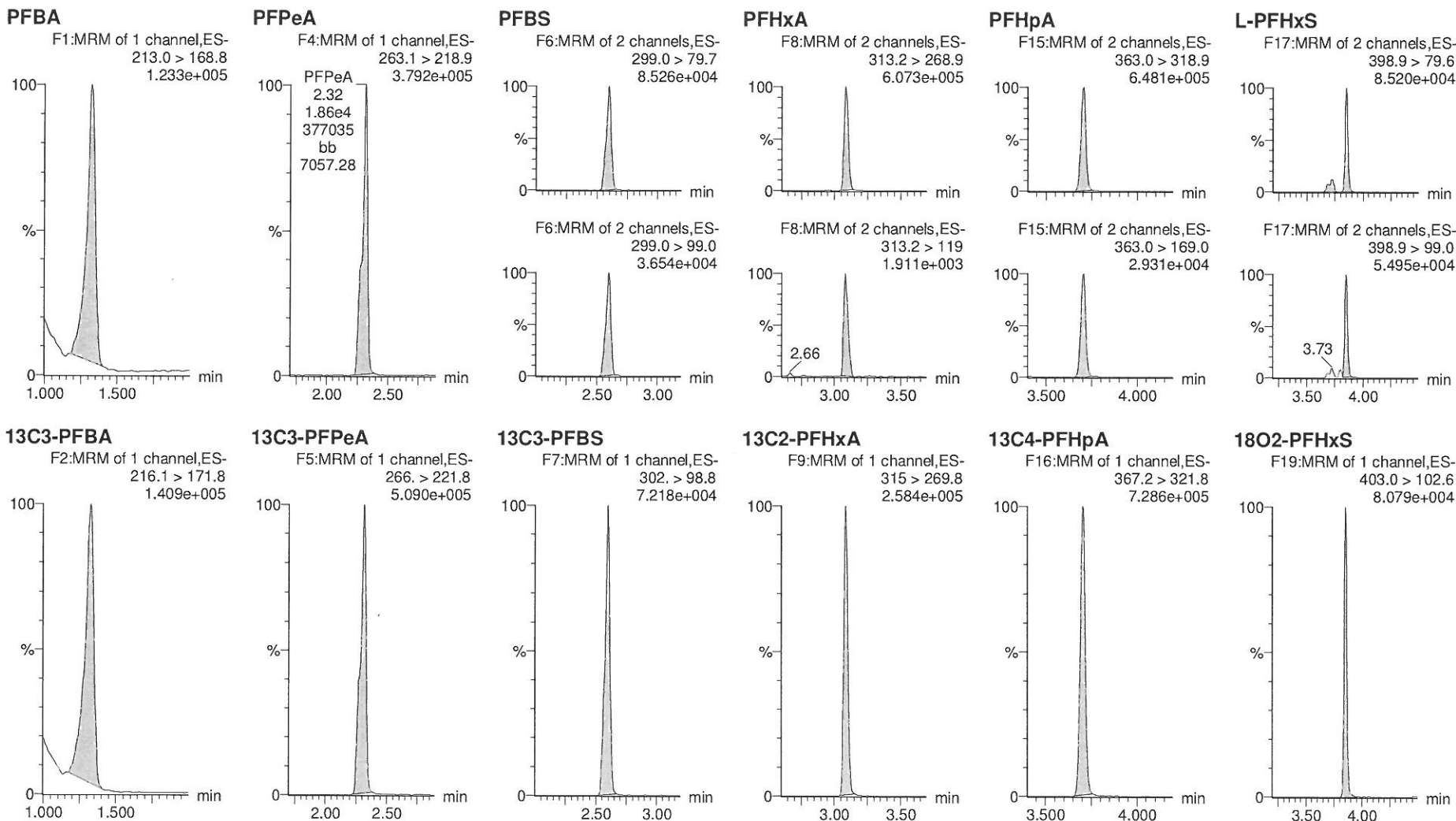
Printed: Tuesday, March 13, 2018 08:16:48 Pacific Daylight Time

Method: Z:\Projects\PFAS.PRO\MethDB\PFAS\_FULL\_80C\_030818.mdb 12 Mar 2018 12:07:46

Calibration: Z:\Projects\PFAS.PRO\CurveDB\C18\_VAL-PFAS\_Q4\_03-08-18-FULL.cdb 09 Mar 2018 18:24:24

ST180310M1-4 KBF 3/13/18

Name: 180310M1\_59, Date: 11-Mar-2018, Time: 03:33:07, ID: ~~ST180310M1-4~~ PFC CS3 18C0607, Description: PFC CS3 18C0607



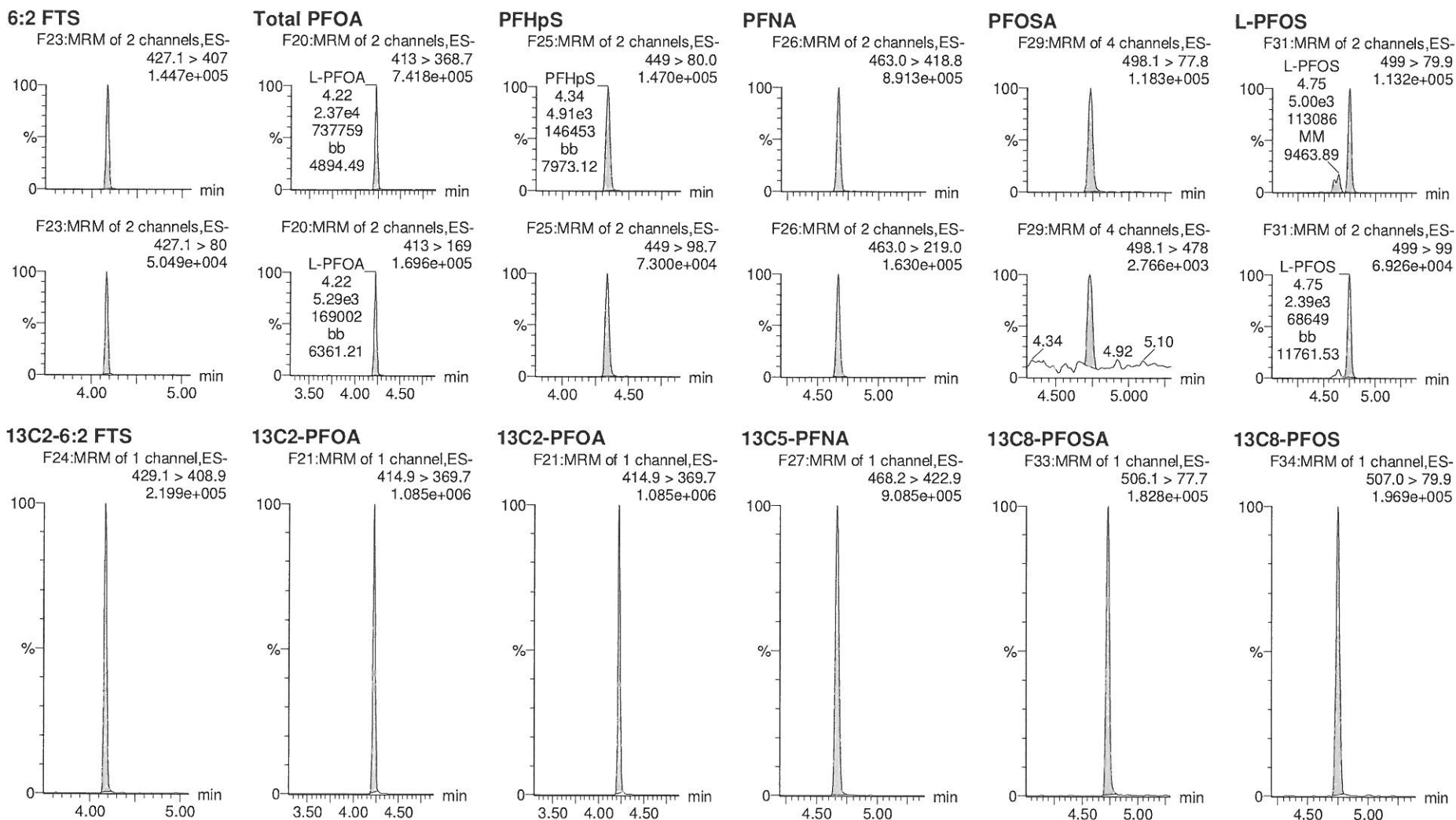
KBF 3/13/2018

Dataset: Z:\Projects\PFAS.PRO\Results\180310M1\180310M1-59.qld

Last Altered: Monday, March 12, 2018 15:50:43 Pacific Daylight Time

Printed: Tuesday, March 13, 2018 08:16:48 Pacific Daylight Time

Name: 180310M1\_59, Date: 11-Mar-2018, Time: 03:33:07, ID: ST180309M1-4 PFC CS3 18C0607, Description: PFC CS3 18C0607



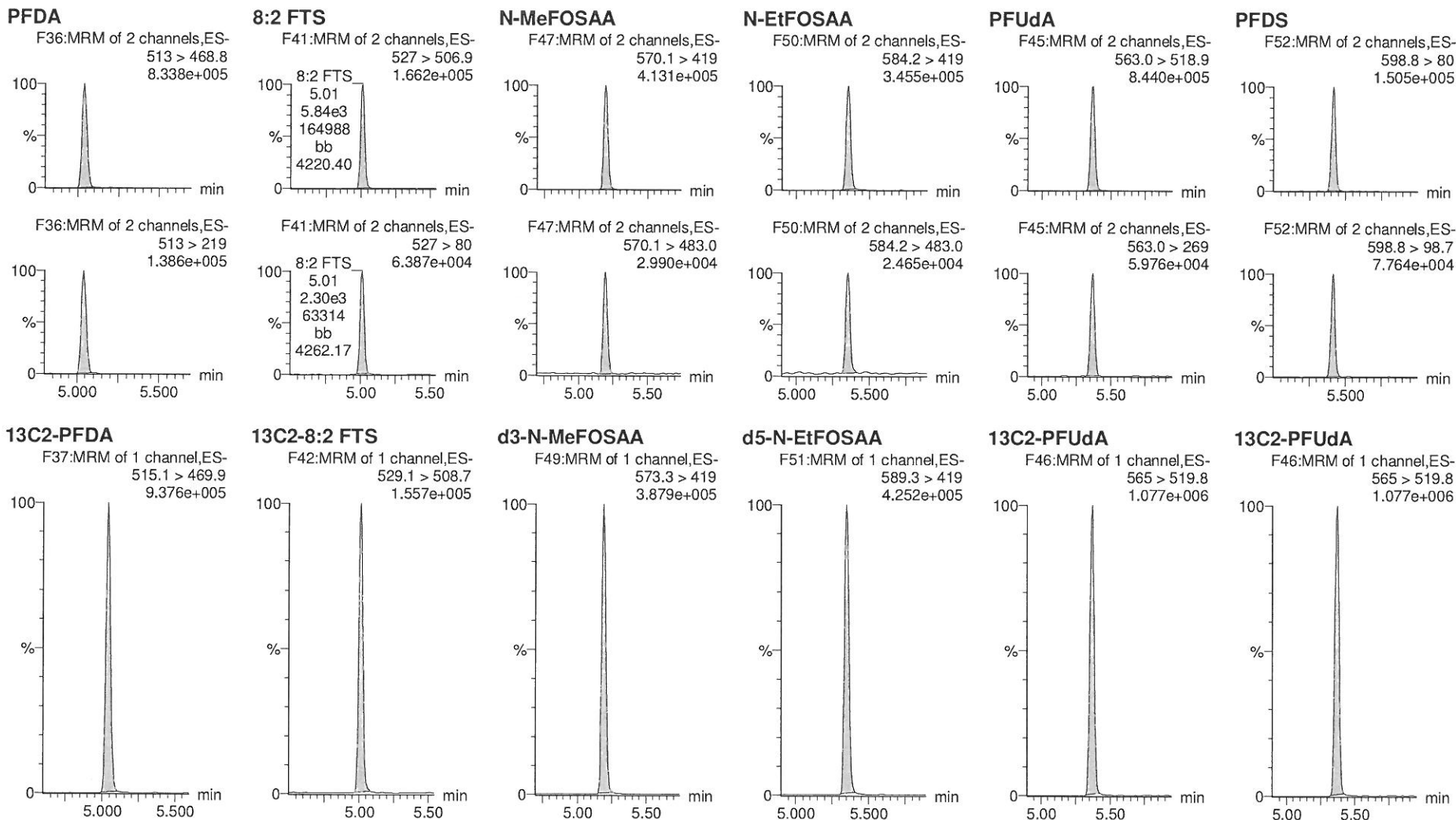


Dataset: Z:\Projects\PFAS.PRO\Results\180310M1\180310M1-59.qld

Last Altered: Monday, March 12, 2018 15:50:43 Pacific Daylight Time

Printed: Tuesday, March 13, 2018 08:16:48 Pacific Daylight Time

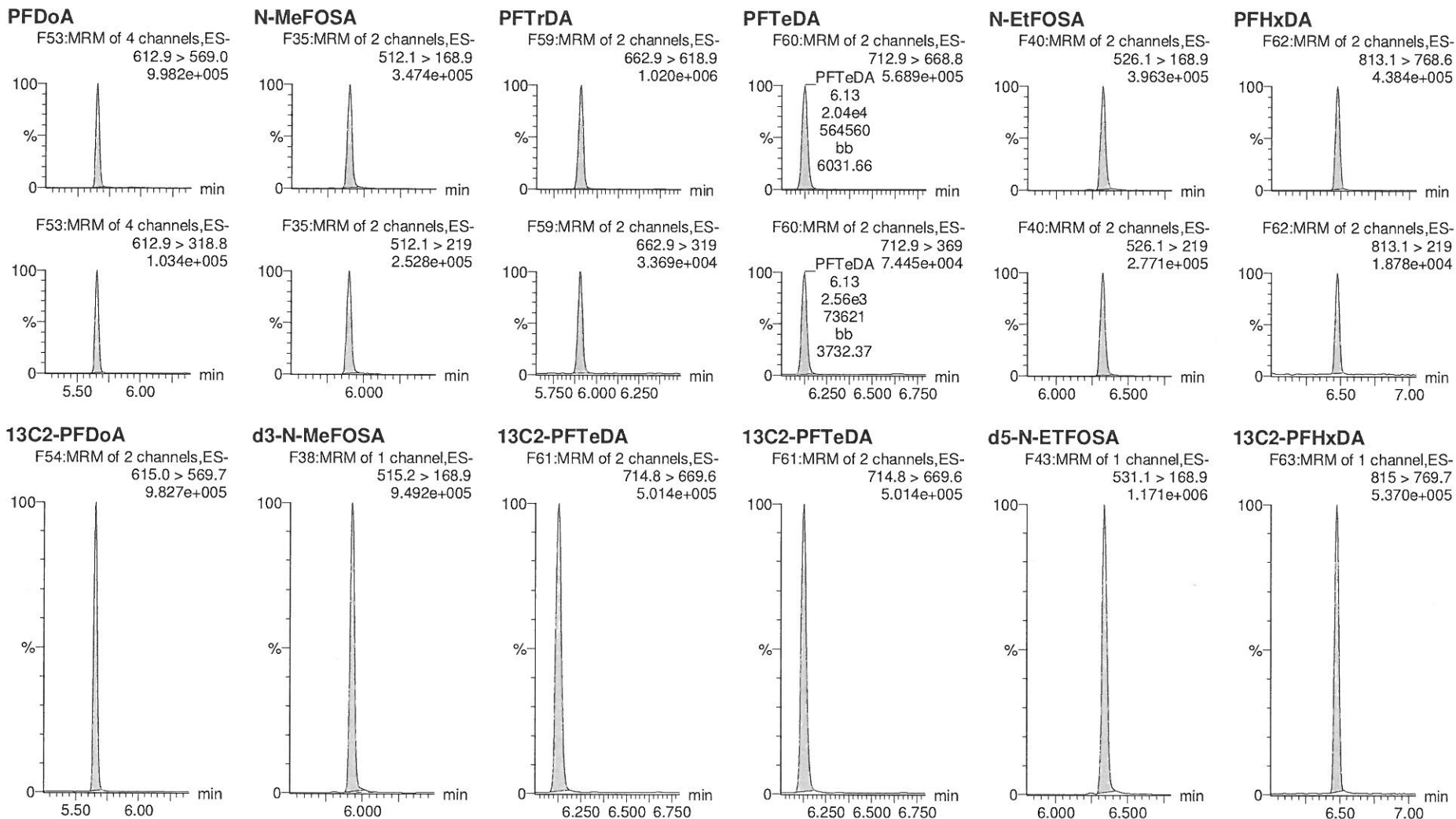
Name: 180310M1\_59, Date: 11-Mar-2018, Time: 03:33:07, ID: ST180309M1-4 PFC CS3 18C0607, Description: PFC CS3 18C0607



Dataset: Z:\Projects\PFAS.PRO\Results\180310M1\180310M1-59.qld

Last Altered: Monday, March 12, 2018 15:50:43 Pacific Daylight Time  
Printed: Tuesday, March 13, 2018 08:16:48 Pacific Daylight Time

Name: 180310M1\_59, Date: 11-Mar-2018, Time: 03:33:07, ID: ST180309M1-4 PFC CS3 18C0607, Description: PFC CS3 18C0607




Dataset: Z:\Projects\PFAS.PRO\Results\180310M1\180310M1-59.qld

Last Altered: Monday, March 12, 2018 15:50:43 Pacific Daylight Time

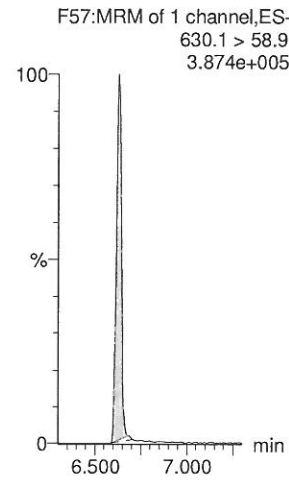
Printed: Tuesday, March 13, 2018 08:16:48 Pacific Daylight Time

Name: 180310M1\_59, Date: 11-Mar-2018, Time: 03:33:07, ID: ST180309M1-4 PFC CS3 18C0607, Description: PFC CS3 18C0607

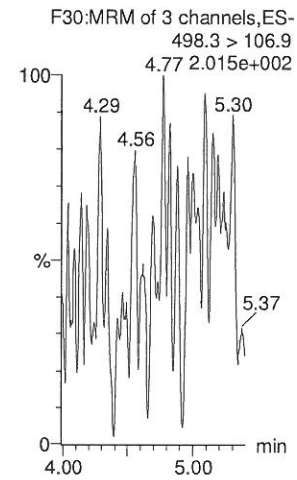
**N-MeFOSE**



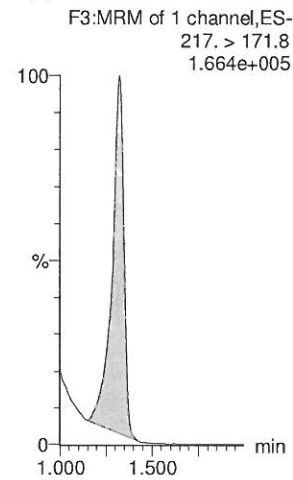
**N-EtFOSE**



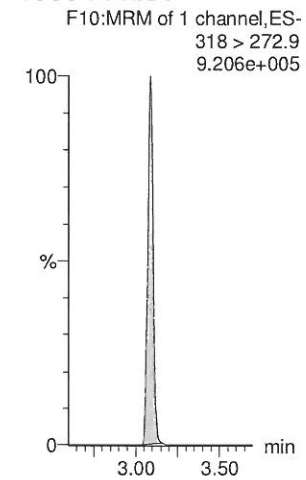
**TCDA**



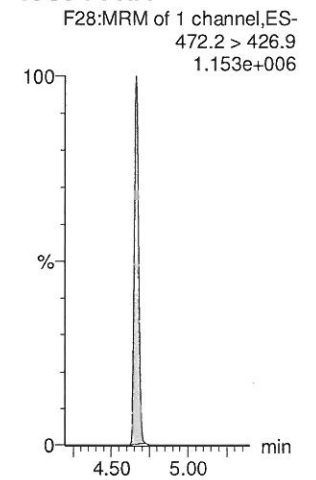
**13C4-PFBA**



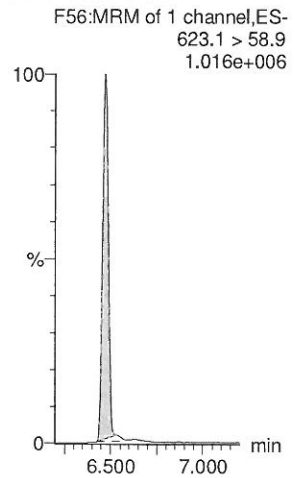
**13C5-PFHxA**




**13C9-PFNA**



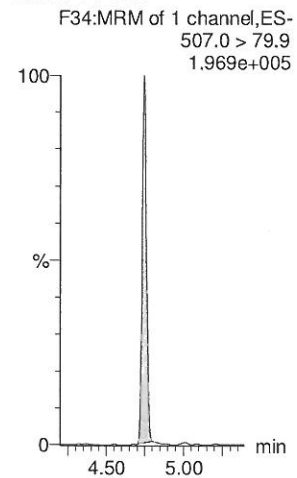
**d7-N-MeFOSE**



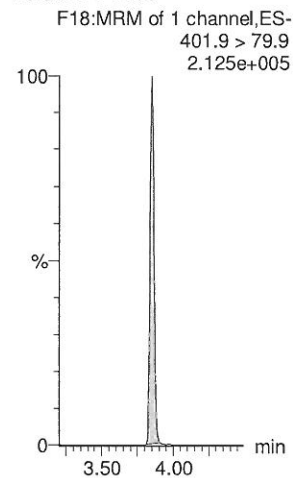
**d9-N-EtFOSE**



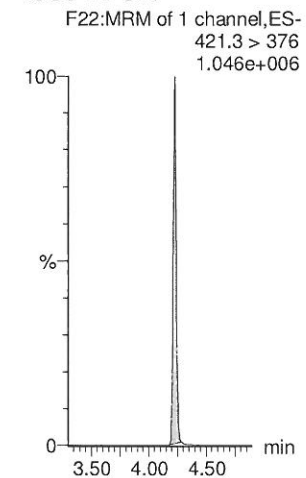
**13C8-PFOS**



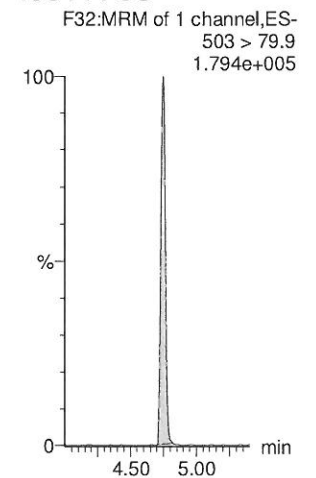
**13C3-PFHxA**



**13C8-PFOA**



**13C4-PFOS**



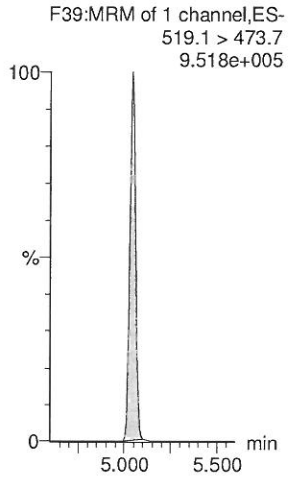
Dataset: Z:\Projects\PFAS.PRO\Results\180310M1\180310M1-59.qld

Last Altered: Monday, March 12, 2018 15:50:43 Pacific Daylight Time

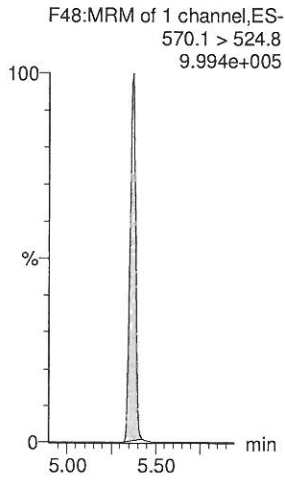
Printed: Tuesday, March 13, 2018 08:16:48 Pacific Daylight Time

Name: 180310M1\_59, Date: 11-Mar-2018, Time: 03:33:07, ID: ST180309M1-4 PFC CS3 18C0607, Description: PFC CS3 18C0607

13C6-PFDA



13C7-PFUdA



Dataset: Z:\Projects\PFAS.PRO\Results\180310M1\180310M1-68.qld

Last Altered: Monday, March 12, 2018 15:57:10 Pacific Daylight Time

Printed: Tuesday, March 13, 2018 08:31:46 Pacific Daylight Time

✓ QM 3/13/18

Method: Z:\Projects\PFAS.PRO\MethDB\PFAS\_FULL\_80C\_030818.mdb 12 Mar 2018 15:51:17

Calibration: Z:\Projects\PFAS.PRO\CurveDB\C18\_VAL-PFAS\_Q4\_03-08-18-FULL.cdb 09 Mar 2018 18:24:24

ST180310M1-5 ~~MAP~~ 3/13/18

Name: 180310M1\_68, Date: 11-Mar-2018, Time: 05:16:22, ID: ST180309M1-5 PFC CS3 18C0607, Description: PFC CS3 18C0607

#	Name	Trace	Area	IS Area	wt/vol	RRF	Pred.RT	RT	y Axis Resp.	Conc.	%Rec
1	1 PFBA	213.0 > 168.8	8.15e3	1.01e4	1.0000		1.37	1.35	10.1	9.831	98.3
2	2 PFPeA	263.1 > 218.9	1.92e4	2.61e4	1.0000		2.70	2.33	9.17	10.621	106.2
3	3 PFBS	299.0 > 79.7	4.06e3	3.11e3	1.0000		2.98	2.61	16.3	9.419	94.2
4	4 4:2 FTS	327.2>307.2	4.45e3	3.11e3	1.0000		3.38	3.00	17.9	9.273	92.7
5	5 PFHxA	313.2 > 268.9	2.46e4	9.11e3	1.0000		3.48	3.09	13.5	11.157	111.6
6	6 PFPeS	349.1>80.1	4.13e3	3.11e3	1.0000		3.67	3.29	16.6	11.306	113.1
7	7 PFHpA	363.0 > 318.9	2.25e4	2.38e4	1.0000		4.10	3.71	11.8	10.708	107.1
8	8 L-PFHxS	398.9 > 79.6	3.19e3	2.30e3	1.0000		4.24	3.85	17.4	10.762	107.6
9	10 6:2 FTS	427.1 > 407	5.23e3	6.82e3	1.0000		4.56	4.17	9.59	10.617	106.2
10	11 L-PFOA	413 > 368.7	2.25e4	3.32e4	1.0000		4.30	4.23	8.46	9.521	95.2
11	13 PFHpS	449 > 80.0	4.55e3	3.32e4	1.0000		4.71	4.34	1.71	9.348	93.5
12	14 PFNA	463.0 > 418.8	2.62e4	3.14e4	1.0000		5.04	4.67	10.4	10.390	103.9
13	15 PFOSA	498.1 > 77.8	4.38e3	5.79e3	1.0000		5.09	4.73	9.45	10.434	104.3
14	16 L-PFOS	499 > 79.9	5.27e3	5.91e3	1.0000		4.84	4.75	11.1	11.259	112.6
15	18 PFDA	513 > 468.8	3.20e4	3.39e4	1.0000		5.40	5.04	11.8	11.241	112.4
16	19 8:2 FTS	527 > 506.9	6.49e3	5.89e3	1.0000		5.38	5.01	13.8	9.463	94.6
17	20 PFNS	549.1>80.1	4.25e3	5.91e3	1.0000		5.19	5.11	8.98	12.767	127.7
18	21 N-MeFOSAA	570.1 > 419	1.45e4	1.42e4	1.0000		5.55	5.20	12.8	9.079	90.8
19	22 N-EtFOSAA	584.2 > 419	1.18e4	1.44e4	1.0000		5.70	5.36	10.2	11.270	112.7
20	23 PFUdA	563.0 > 518.9	3.12e4	4.12e4	1.0000		5.72	5.37	9.47	10.434	104.3
21	24 PFDS	598.8 > 80	5.37e3	4.12e4	1.0000		5.76	5.42	1.63	9.147	91.5
22	25 PFDoA	612.9 > 569.0	3.45e4	3.00e4	1.0000		5.99	5.65	14.4	10.907	109.1
23	26 N-MeFOSA	512.1 > 168.9	1.23e4	3.34e4	1.0000		5.93	5.90	55.2	59.318	118.6
24	27 PFTrDA	662.9 > 618.9	3.50e4	3.00e4	1.0000		6.22	5.90	14.6	10.288	102.9
25	28 PFTeDA	712.9 > 668.8	2.67e4	2.29e4	1.0000		6.41	6.13	14.6	8.079	80.8
26	29 N-EtFOSA	526.1 > 168.9	1.62e4	4.72e4	1.0000		6.25	6.33	51.3	51.873	103.7
27	30 PFHxDA	813.1 > 768.6	1.56e4	1.89e4	1.0000		6.69	6.48	4.15	10.080	100.8
28	31 PFODA	913.1 > 868.8	3.07e4	1.89e4	1.0000		6.90	6.72	8.15	9.896	99.0
29	32 N-MeFOSE	616.1 > 58.9	1.16e4	3.28e4	1.0000		6.31	6.48	52.9	54.819	109.6
30	33 N-EtFOSE	630.1 > 58.9	1.26e4	3.30e4	1.0000		6.45	6.63	57.4	50.117	100.2
31	34 13C3-PFBA	216.1 > 171.8	1.01e4	1.22e4	1.0000	0.804	1.37	1.35	10.4	12.883	103.1
32	35 13C3-PFPeA	266. > 221.8	2.61e4	3.35e4	1.0000	0.815	2.70	2.32	9.74	11.947	95.6

KBF 3/13/2018

Dataset: Z:\Projects\PFAS.PRO\Results\180310M1\180310M1-68.qld

Last Altered: Monday, March 12, 2018 15:57:10 Pacific Daylight Time

Printed: Tuesday, March 13, 2018 08:31:46 Pacific Daylight Time

ST180310M1-5

Name: 180310M1\_68, Date: 11-Mar-2018, Time: 05:16:22, ID: ST180309M1-5-PFC CS3 18C0607, Description: PFC CS3 18C0607

	# Name	Trace	Area	IS Area	wt/vol	RRF	Pred.RT	RT	y Axis Resp.	Conc.	%Rec
33	36 13C3-PFBS	302. > 98.8	3.11e3	3.35e4	1.0000	0.096	2.98	2.60	1.16	12.076	96.6
34	37 13C2-PFHxA	315 > 269.8	9.11e3	3.35e4	1.0000	0.692	3.48	3.09	3.40	4.905	98.1
35	38 13C4-PFHpA	367.2 > 321.8	2.38e4	3.35e4	1.0000	0.659	4.10	3.71	8.86	13.444	107.6
36	39 18O2-PFHxS	403.0 > 102.6	2.30e3	6.36e3	1.0000	0.380	4.24	3.85	4.51	11.878	95.0
37	40 13C2-6:2 FTS	429.1 > 408.9	6.82e3	3.15e4	1.0000	0.245	4.56	4.17	2.70	11.061	88.5
38	41 13C2-PFOA	414.9 > 369.7	3.32e4	3.15e4	1.0000	1.032	4.61	4.23	13.2	12.752	102.0
39	42 13C5-PFNA	468.2 > 422.9	3.14e4	3.69e4	1.0000	0.936	5.04	4.67	10.6	11.371	91.0
40	43 13C8-PFOA	506.1 > 77.7	5.79e3	3.44e4	1.0000	0.188	5.09	4.73	2.11	11.201	89.6
41	44 13C8-PFOS	507.0 > 79.9	5.91e3	6.70e3	1.0000	0.937	5.11	4.75	11.0	11.786	94.3
42	45 13C2-PFDA	515.1 > 469.9	3.39e4	3.50e4	1.0000	1.020	5.40	5.04	12.1	11.866	94.9
43	46 13C2-8:2 FTS	529.1 > 508.7	5.89e3	3.35e4	1.0000	0.135	5.38	5.01	2.20	16.280	130.2
44	47 d3-N-MeFOSAA	573.3 > 419	1.42e4	3.44e4	1.0000	0.405	5.55	5.19	5.16	12.741	101.9
45	48 d5-N-EtFOSAA	589.3 > 419	1.44e4	3.44e4	1.0000	0.447	5.70	5.35	5.24	11.708	93.7
46	49 13C2-PFUdA	565 > 519.8	4.12e4	3.44e4	1.0000	0.956	5.72	5.37	15.0	15.676	125.4
47	50 13C2-PFDaA	615.0 > 569.7	3.00e4	3.44e4	1.0000	0.795	5.99	5.65	10.9	13.730	109.8
48	51 d3-N-MeFOSA	515.2 > 168.9	3.34e4	3.44e4	1.0000	0.095	5.93	5.93	12.2	127.528	85.0
49	52 13C2-PFTeDA	714.8 > 669.6	2.29e4	3.44e4	1.0000	0.475	6.41	6.13	8.32	17.513	140.1
50	53 d5-N-ETFOSA	531.1 > 168.9	4.72e4	3.44e4	1.0000	0.124	6.25	6.34	17.2	138.280	92.2
51	54 13C2-PFHxDA	815 > 769.7	1.89e4	3.44e4	1.0000	1.168	6.69	6.48	6.85	5.869	117.4
52	55 d7-N-MeFOSE	623.1 > 58.9	3.28e4	3.44e4	1.0000	0.098	6.31	6.47	11.9	121.305	80.9
53	56 d9-N-EtFOSE	639.2 > 58.8	3.30e4	3.44e4	1.0000	0.094	6.45	6.62	12.0	128.278	85.5
54	57 13C4-PFBA	217. > 171.8	1.22e4	1.22e4	1.0000	1.000	1.73	1.35	12.5	12.500	100.0
55	58 13C5-PFHxA	318 > 272.9	3.35e4	3.35e4	1.0000	1.000	3.48	3.09	12.5	12.500	100.0
56	59 13C3-PFHxS	401.9 > 79.9	6.36e3	6.36e3	1.0000	1.000	4.24	3.85	12.5	12.500	100.0
57	60 13C8-PFOA	421.3 > 376	3.15e4	3.15e4	1.0000	1.000	4.61	4.23	12.5	12.500	100.0
58	61 13C9-PFNA	472.2 > 426.9	3.69e4	3.69e4	1.0000	1.000	4.70	4.67	12.5	12.500	100.0
59	62 13C4-PFOS	503 > 79.9	6.70e3	6.70e3	1.0000	1.000	5.11	4.75	12.5	12.500	100.0
60	63 13C6-PFDA	519.1 > 473.7	3.50e4	3.50e4	1.0000	1.000	5.40	5.04	12.5	12.500	100.0
61	64 13C7-PFUdA	570.1 > 524.8	3.44e4	3.44e4	1.0000	1.000	5.72	5.37	12.5	12.500	100.0

Dataset: Untitled

Last Altered: Tuesday, March 13, 2018 08:38:29 Pacific Daylight Time

Printed: Tuesday, March 13, 2018 08:39:23 Pacific Daylight Time

Method: F:\Projects\PFAS.PRO\MethDB\PFAS\_FULL\_80C\_030818.mdb 12 Mar 2018 15:51:17

Calibration: F:\Projects\PFAS.PRO\CurveDB\C18\_VAL-PFAS\_Q4\_03-08-18-FULL.cdb 09 Mar 2018 18:24:24

Compound name: PFBA

	Name	ID	Acq.Date	Acq.Time
1	180310M1_1	IPA	10-Mar-18	15:27:13
2	180310M1_2	ST180310M1-1 PFC CS0 18C0604	10-Mar-18	15:38:52
3	180310M1_3	IPA	10-Mar-18	15:50:19
4	180310M1_4	1800295-02@20X CW after UF 0.12191	10-Mar-18	16:01:49
5	180310M1_5	B8B0116-BS1 OPR 0.25	10-Mar-18	16:13:13
6	180310M1_6	B8B0116-BSD1 LCSD 0.25	10-Mar-18	16:24:40
7	180310M1_7	B8B0116-BLK1 Method Blank 0.25	10-Mar-18	16:36:09
8	180310M1_8	1800316-01 WT1802131145MK 0.2723	10-Mar-18	16:47:39
9	180310M1_9	1800316-02 FB1802131150MK 0.25316	10-Mar-18	16:59:09
10	180310M1_10	1800316-03 WT1802140935MK 0.26777	10-Mar-18	17:10:37
11	180310M1_11	1800316-04 WT1802140950MK 0.27446	10-Mar-18	17:22:04
12	180310M1_12	1800316-05 WR1802141000MK 0.27409	10-Mar-18	17:33:34
13	180310M1_13	1800316-06 WT1802141015MK 0.26616	10-Mar-18	17:45:03
14	180310M1_14	1800317-01 WT1802131110MK 0.27276	10-Mar-18	17:56:30
15	180310M1_15	1800317-02 WR1802131120MK 0.24954	10-Mar-18	18:07:57
16	180310M1_16	1800317-03 WR1802131320MK 0.27537	10-Mar-18	18:19:24
17	180310M1_17	1800317-04 WSOFT1802131600MK 0.26861	10-Mar-18	18:30:50
18	180310M1_18	IPA	10-Mar-18	18:42:18
19	180310M1_19	ST180310M1-2 PFC CS3 18C0607	10-Mar-18	18:53:44
20	180310M1_20	IPA	10-Mar-18	19:05:13
21	180310M1_21	1800317-05 WR1802140900MK 0.26084	10-Mar-18	19:16:42
22	180310M1_22	1800317-06 WT1802140915MK 0.27055	10-Mar-18	19:28:12
23	180310M1_23	1800317-07 WR1802141110MK 0.25587	10-Mar-18	19:39:42
24	180310M1_24	1800319-01 REEPDW181FRB 0.11776	10-Mar-18	19:51:11
25	180310M1_25	1800319-02 REEPDW182FRB 0.12058	10-Mar-18	20:02:43
26	180310M1_26	1800319-03 REEPDW183FRB 0.12057	10-Mar-18	20:14:08
27	180310M1_27	1800319-04 REEPDW184FRB 0.12017	10-Mar-18	20:25:35
28	180310M1_28	1800319-05 REEPDW185FRB 0.11948	10-Mar-18	20:37:03
29	180310M1_29	B8B0019-BS1 OPR 1	10-Mar-18	20:48:33
30	180310M1_30	B8B0019-BLK1 Method Blank 1	10-Mar-18	21:00:02
31	180310M1_31	1700800-01RE2 0032 1.06	10-Mar-18	21:11:31
32	180310M1_32	B8B0147-BS1 OPR 0.25	10-Mar-18	21:23:01

Dataset: Untitled

Last Altered: Tuesday, March 13, 2018 08:38:29 Pacific Daylight Time

Printed: Tuesday, March 13, 2018 08:39:23 Pacific Daylight Time

Compound name: PFBA

	Name	ID	Acq.Date	Acq.Time
33	180310M1_33	B8B0147-BLK1 Method Blank 0.25	10-Mar-18	21:34:31
34	180310M1_34	1800343-01 YMCA Maintenance Bldg 0.25915	10-Mar-18	21:46:00
35	180310M1_35	1800343-02 YMCA Residence 0.26136	10-Mar-18	21:57:30
36	180310M1_36	B8B0157-BS1 OPR 0.25	10-Mar-18	22:08:59
37	180310M1_37	B8B0157-BSD1 LCSD 0.25	10-Mar-18	22:20:28
38	180310M1_38	B8B0157-BLK1 Method Blank 0.25	10-Mar-18	22:31:57
39	180310M1_39	1800331-01 906A 0.12044	10-Mar-18	22:43:27
40	180310M1_40	1800331-02 906b 0.11572	10-Mar-18	22:54:54
41	180310M1_41	1800331-03 908 0.11722	10-Mar-18	23:06:24
42	180310M1_42	1800331-04 911 0.11887	10-Mar-18	23:17:53
43	180310M1_43	IPA	10-Mar-18	23:29:20
44	180310M1_44	ST180310M1-3 PFC CS3 18C0607	10-Mar-18	23:40:49
45	180310M1_45	IPA	10-Mar-18	23:52:19
46	180310M1_46	1800331-05 731 0.11762	11-Mar-18	00:03:48
47	180310M1_47	1800344-01 GW4751180215RAP 0.25614	11-Mar-18	00:15:18
48	180310M1_48	1800344-02 GW5357180215RAP 0.26043	11-Mar-18	00:26:47
49	180310M1_49	1800344-03 GW1620180216RAP 0.26555	11-Mar-18	00:38:14
50	180310M1_50	1800344-04 GW2630180216RAP 0.26027	11-Mar-18	00:49:43
51	180310M1_51	1800344-05 GW3640180216RAP 0.26103	11-Mar-18	01:01:13
52	180310M1_52	1800353-02 WI-AF-FB01-022018 0.11958	11-Mar-18	01:12:42
53	180310M1_53	1800353-07 WI-AF-EB03-022018 0.12247	11-Mar-18	01:24:12
54	180310M1_54	1800353-01 WI-AF-N2-5-0218 0.11121	11-Mar-18	01:35:41
55	180310M1_55	1800353-03 WI-AF-MW-3-0218 0.11741	11-Mar-18	01:47:10
56	180310M1_56	1800353-04 WI-AF-MW-202-0218 0.11256	11-Mar-18	01:58:39
57	180310M1_57	1800353-05 WI-AF-MW-204-0218 0.11807	11-Mar-18	03:10:09
58	180310M1_58	IPA	11-Mar-18	03:21:38
59	180310M1_59	ST180310M1-4 PFC CS3 18C0607	11-Mar-18	03:33:07
60	180310M1_60	IPA	11-Mar-18	03:44:37
61	180310M1_61	1800353-06 WI-AF-MW-114-0218 0.11872	11-Mar-18	03:56:06
62	180310M1_62	B8B0089-BS4 OPR 1	11-Mar-18	04:07:36
63	180310M1_63	B8B0089-BS3 OPR 1	11-Mar-18	04:19:05
64	180310M1_64	B8B0089-BS2 OPR 1	11-Mar-18	04:30:35
65	180310M1_65	B8B0089-BS1 OPR 1	11-Mar-18	04:42:02
66	180310M1_66	B8B0089-BLK1 Method Blank 1	11-Mar-18	04:53:29
67	180310M1_67	IPA	11-Mar-18	05:04:56
68	180310M1_68	ST180310M1-5 PFC CS3 18C0607	11-Mar-18	05:16:22

B Time change, all samples within  
 12 hour window of ISC



Dataset: Untitled

Last Altered: Tuesday, March 13, 2018 08:38:29 Pacific Daylight Time

Printed: Tuesday, March 13, 2018 08:39:23 Pacific Daylight Time

**Compound name: PFBA**

	Name	ID	Acq.Date	Acq.Time
69	180310M1_69	IPA	11-Mar-18	05:27:51

Dataset: Z:\Projects\PFAS.PRO\Results\180310M1\180310M1-68.qld

Last Altered: Monday, March 12, 2018 15:57:10 Pacific Daylight Time

Printed: Tuesday, March 13, 2018 08:31:46 Pacific Daylight Time

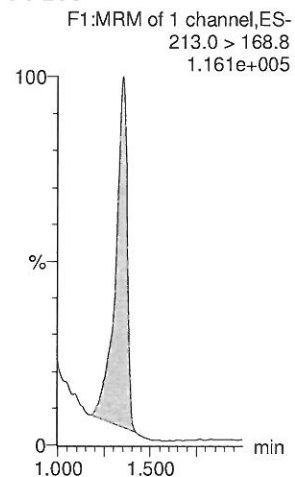
Method: Z:\Projects\PFAS.PRO\MethDB\PFAS\_FULL\_80C\_030818.mdb 12 Mar 2018 15:51:17

Calibration: Z:\Projects\PFAS.PRO\CurveDB\C18\_VAL-PFAS\_Q4\_03-08-18-FULL.cdb 09 Mar 2018 18:24:24


ST180310M1-5 KBF 3/13/18

Name: 180310M1\_68, Date: 11-Mar-2018, Time: 05:16:22, ID: ST180310M1-5 PFC CS3 18C0607, Description: PFC CS3 18C0607

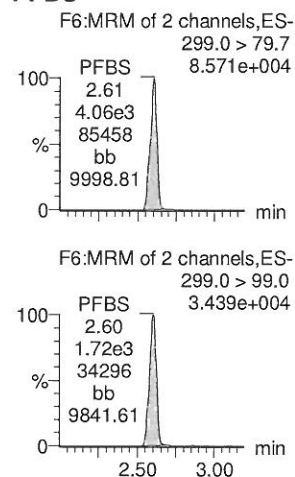
**PFBA**



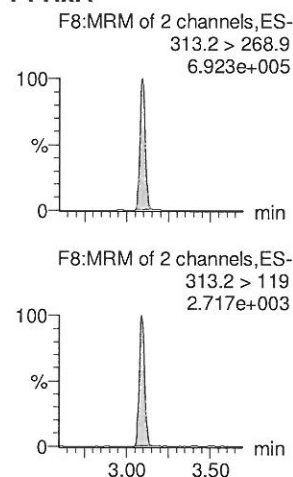
**PFPeA**



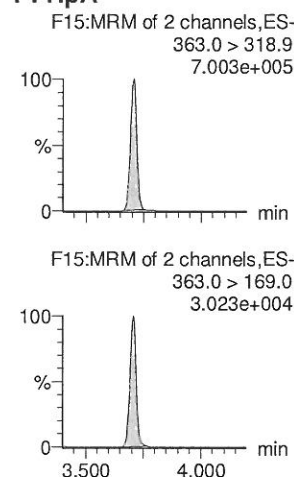
**PFBS**



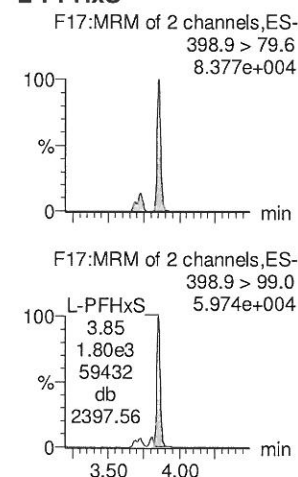
**PFHxA**



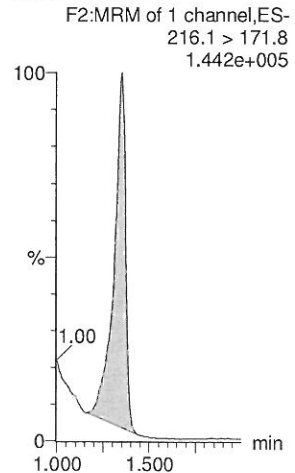
**PFHpA**



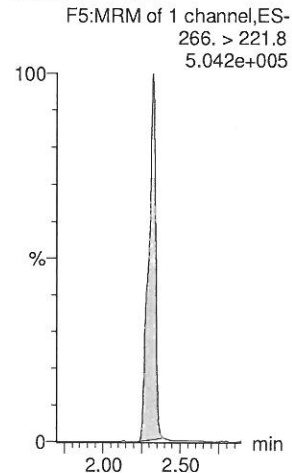
**L-PFHxS**




**13C3-PFBA**



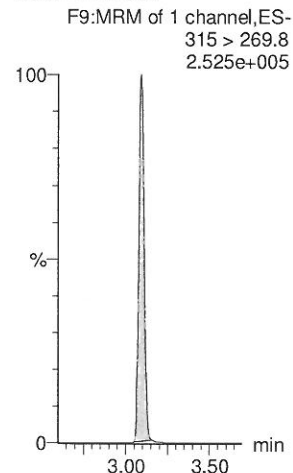
**13C3-PFPeA**



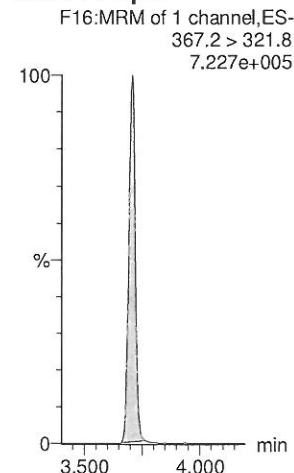
**13C3-PFBS**



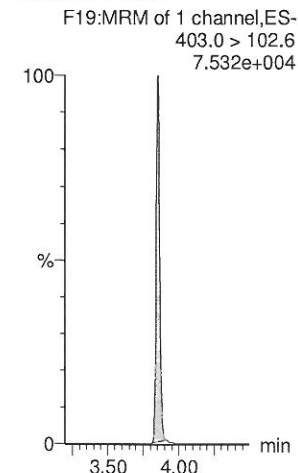
**13C2-PFHxA**



**13C4-PFHpA**



**18O2-PFHxS**



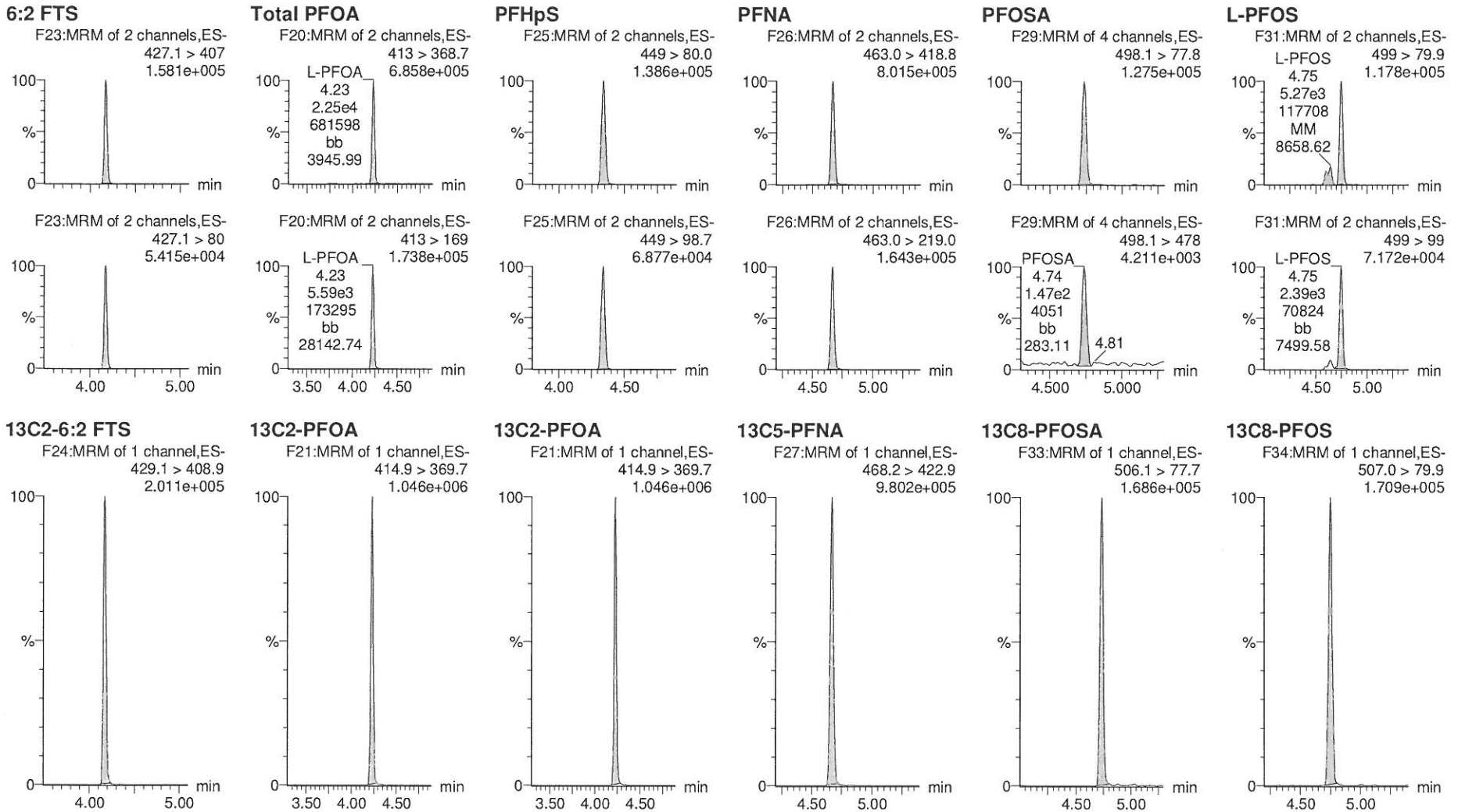
KBF 3/13/2018

Dataset: Z:\Projects\PFAS.PRO\Results\180310M1\180310M1-68.qld

Last Altered: Monday, March 12, 2018 15:57:10 Pacific Daylight Time

Printed: Tuesday, March 13, 2018 08:31:46 Pacific Daylight Time

Name: 180310M1\_68, Date: 11-Mar-2018, Time: 05:16:22, ID: ST180309M1-5 PFC CS3 18C0607, Description: PFC CS3 18C0607

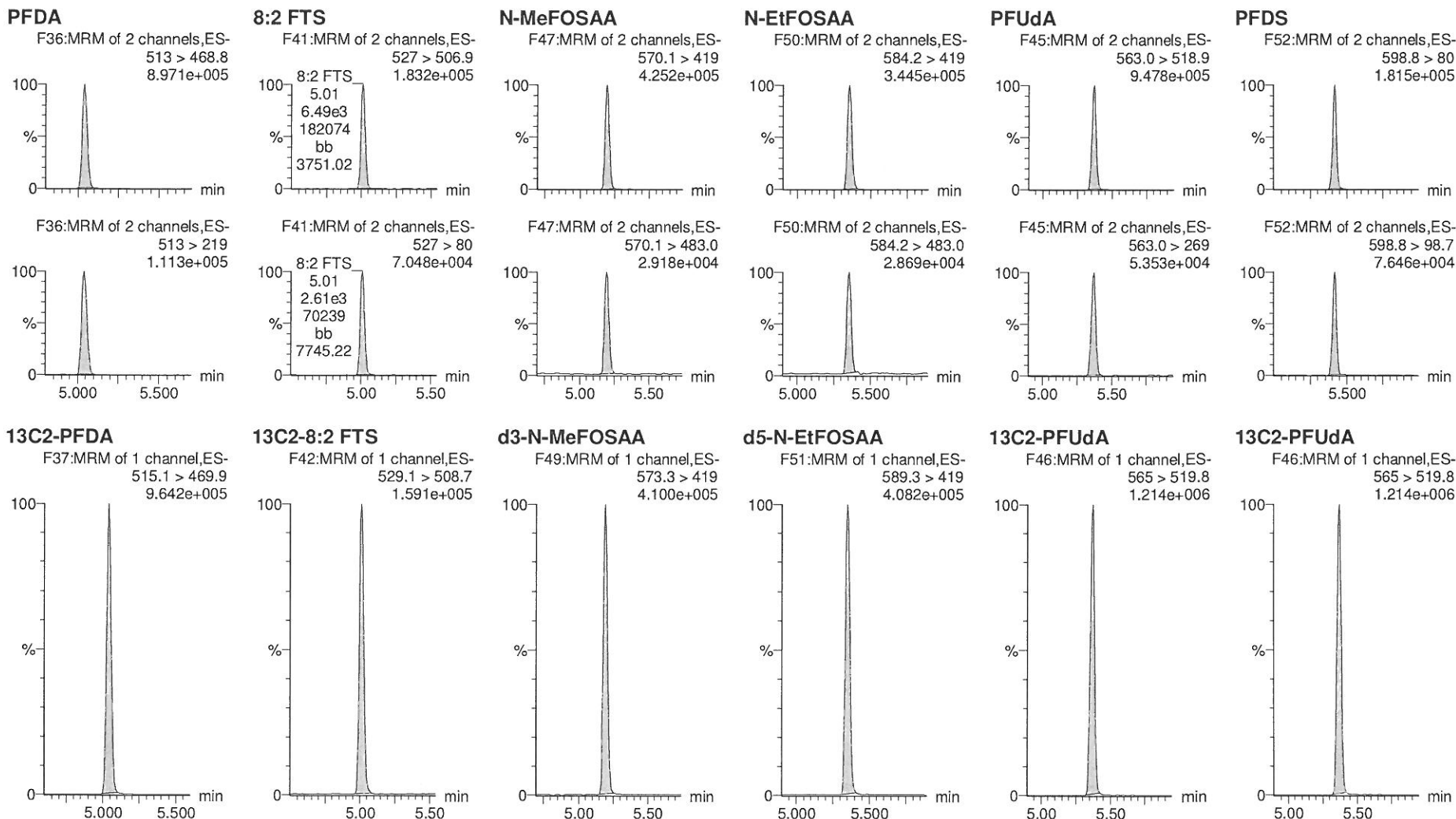


Dataset: Z:\Projects\PFAS.PRO\Results\180310M1\180310M1-68.qld

Last Altered: Monday, March 12, 2018 15:57:10 Pacific Daylight Time

Printed: Tuesday, March 13, 2018 08:31:46 Pacific Daylight Time

Name: 180310M1\_68, Date: 11-Mar-2018, Time: 05:16:22, ID: ST180309M1-5 PFC CS3 18C0607, Description: PFC CS3 18C0607

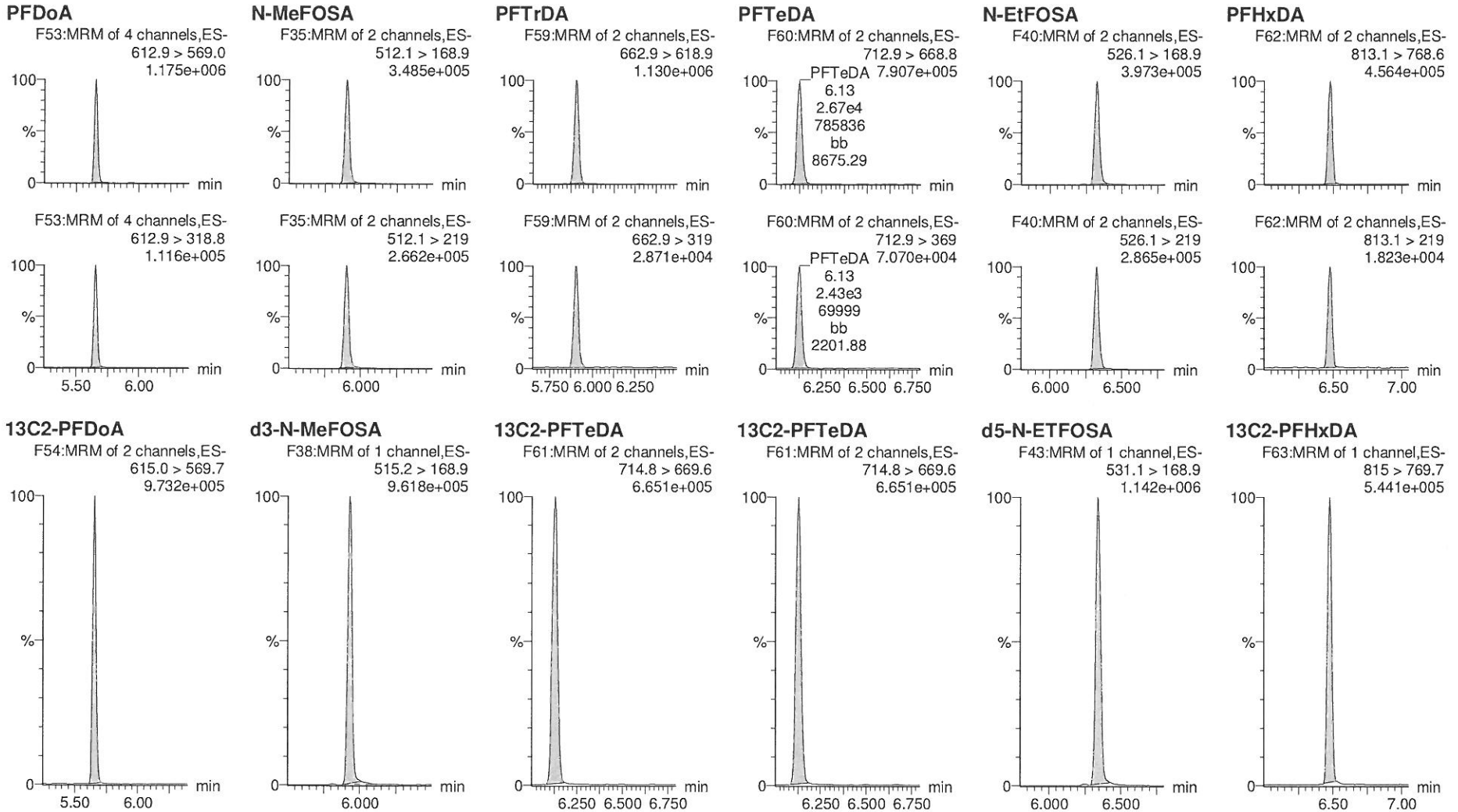


Dataset: Z:\Projects\PFAS.PRO\Results\180310M1\180310M1-68.qld

Last Altered: Monday, March 12, 2018 15:57:10 Pacific Daylight Time

Printed: Tuesday, March 13, 2018 08:31:46 Pacific Daylight Time

Name: 180310M1\_68, Date: 11-Mar-2018, Time: 05:16:22, ID: ST180309M1-5 PFC CS3 18C0607, Description: PFC CS3 18C0607



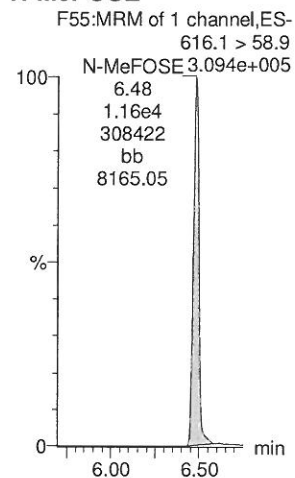
Dataset: Z:\Projects\PFAS.PRO\Results\180310M1\180310M1-68.qld

Last Altered: Monday, March 12, 2018 15:57:10 Pacific Daylight Time

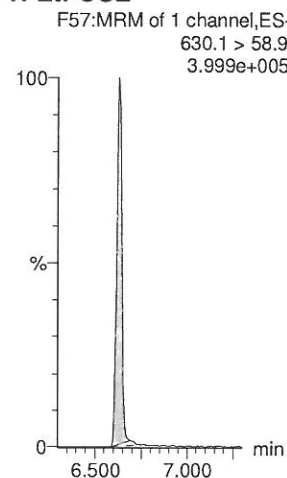
Printed: Tuesday, March 13, 2018 08:31:46 Pacific Daylight Time

Name: 180310M1\_68, Date: 11-Mar-2018, Time: 05:16:22, ID: ST180309M1-5 PFC CS3 18C0607, Description: PFC CS3 18C0607

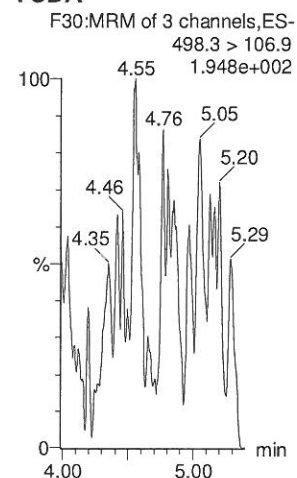
**N-MeFOSE**



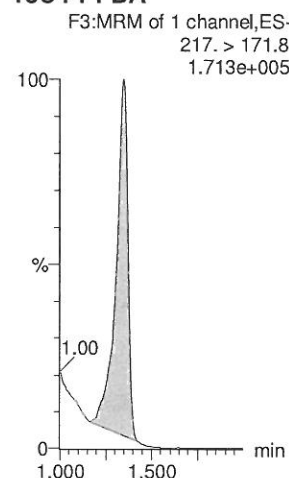
**N-EtFOSE**



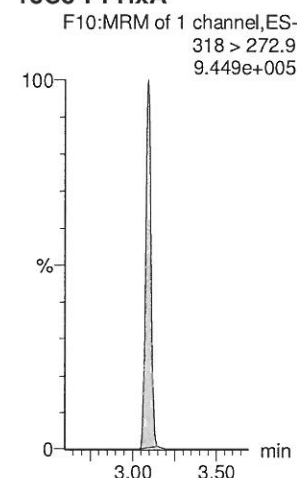
**TCDA**



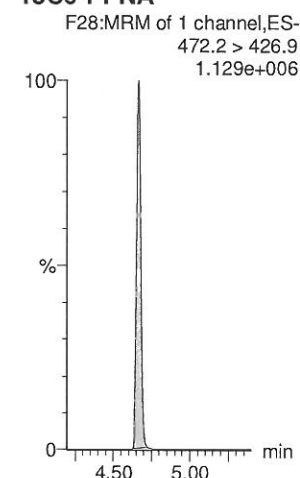
**13C4-PFBA**



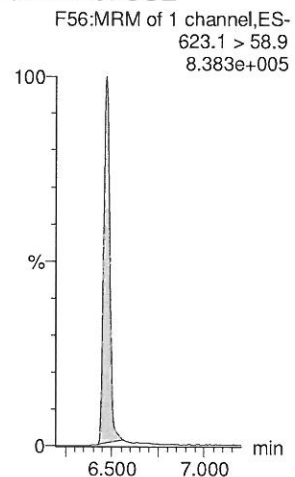
**13C5-PFHxA**



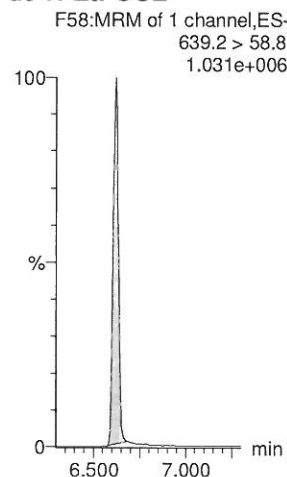
**13C9-PFNA**



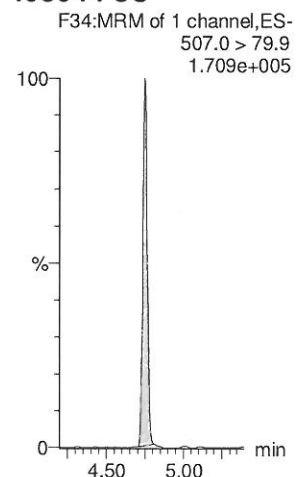
**d7-N-MeFOSE**



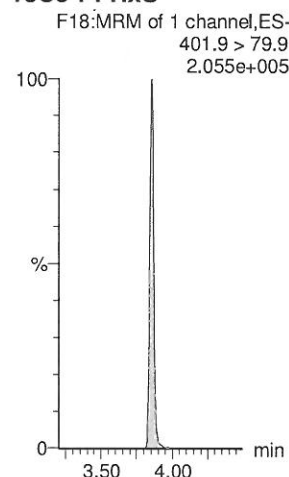
**d9-N-EtFOSE**



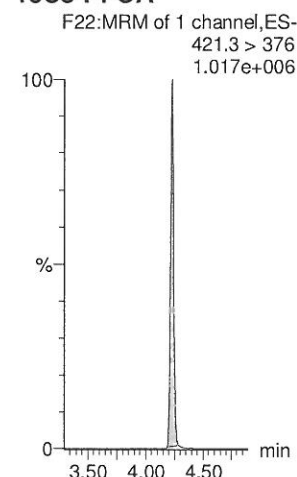
**13C8-PFOS**



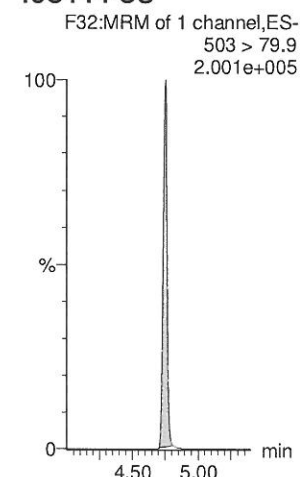
**13C3-PFHxA**



**13C8-PFOA**



**13C4-PFOS**

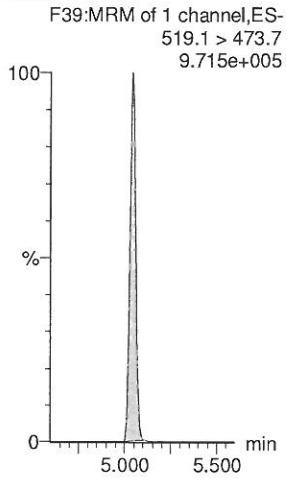


Dataset: Z:\Projects\PFAS.PRO\Results\180310M1\180310M1-68.qld

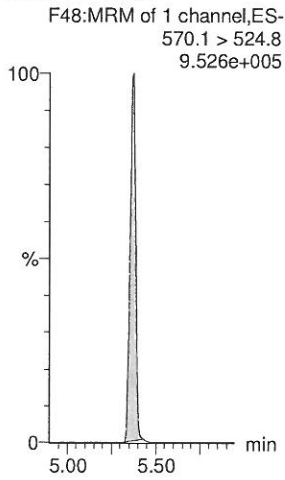
Last Altered: Monday, March 12, 2018 15:57:10 Pacific Daylight Time  
Printed: Tuesday, March 13, 2018 08:31:46 Pacific Daylight Time

Name: 180310M1\_68, Date: 11-Mar-2018, Time: 05:16:22, ID: ST180309M1-5 PFC CS3 18C0607, Description: PFC CS3 18C0607

**13C6-PFDA**



**13C7-PFUdA**



**INITIAL CALIBRATION (ICAL)**  
**INCLUDING ASSOCIATED**  
**INITIAL CALIBRATION VERIFICATION (ICV) AND INSTRUMENT BLANK (IB)**



Dataset: F:\Projects\PFAS.PRO\Results\180308M1\180308M1-CRV.qld

Last Altered: Friday, March 09, 2018 17:24:24 Pacific Standard Time

Printed: Friday, March 09, 2018 17:33:29 Pacific Standard Time

*JJA*  
 03/10/2018

Method: F:\Projects\PFAS.PRO\MethDB\PFAS\_FULL\_80C\_030718.mdb 08 Mar 2018 15:11:54

Calibration: F:\Projects\PFAS.PRO\CurveDB\C18\_VAL-PFAS\_Q4\_03-08-18-FULL.cdb 09 Mar 2018 17:24:24

*AM* 3/10/18

**Compound name: PFBA**

Correlation coefficient:  $r = 0.999491$ ,  $r^2 = 0.998982$

Calibration curve:  $1.02171 * x + 0.00875892$

Response type: Internal Std ( Ref 34 ), Area \* ( IS Conc. / IS Area )

Curve type: Linear, Origin: Include, Weighting: 1/x, Axis trans: None

	# Name	Type	Std. Conc	RT	Area	IS Area	Response	Conc.	%Dev	Conc. Flag	CoD	CoD Flag	x=excluded
1	1 180308M1_2	Standard	0.250	1.40	189.012	9880.337	0.239	0.2	-9.8	NO	0.999	NO	bb
2	2 180308M1_3	Standard	0.500	1.41	393.662	10306.935	0.477	0.5	-8.3	NO	0.999	NO	bb
3	3 180308M1_4	Standard	1.000	1.41	921.808	10226.416	1.127	1.1	9.4	NO	0.999	NO	bb
4	4 180308M1_5	Standard	2.000	1.41	1699.261	10376.809	2.047	2.0	-0.3	NO	0.999	NO	bb
5	5 180308M1_6	Standard	5.000	1.41	4222.900	9505.013	5.554	5.4	8.5	NO	0.999	NO	bb
6	6 180308M1_7	Standard	10.000	1.41	9125.854	10541.197	10.822	10.6	5.8	NO	0.999	NO	MM
7	7 180308M1_8	Standard	50.000	1.41	36869.922	9227.795	49.944	48.9	-2.3	NO	0.999	NO	MM
8	8 180308M1_9	Standard	100.000	1.41	77891.180	9798.551	99.366	97.2	-2.8	NO	0.999	NO	MM
9	9 180308M1_10	Standard	250.000	1.41	200396.563	9358.109	267.678	262.0	4.8	NO	0.999	NO	MM
10	10 180308M1_11	Standard	500.000	1.41	345330.281	8606.938	501.529	490.9	-1.8	NO	0.999	NO	MM

**Compound name: PFPeA**

Correlation coefficient:  $r = 0.999853$ ,  $r^2 = 0.999706$

Calibration curve:  $0.8611 * x + 0.0222375$

Response type: Internal Std ( Ref 35 ), Area \* ( IS Conc. / IS Area )

Curve type: Linear, Origin: Exclude, Weighting: 1/x, Axis trans: None

	# Name	Type	Std. Conc	RT	Area	IS Area	Response	Conc.	%Dev	Conc. Flag	CoD	CoD Flag	x=excluded
1	1 180308M1_2	Standard	0.250	2.38	503.023	27278.668	0.231	0.2	-3.3	NO	1.000	NO	MM
2	2 180308M1_3	Standard	0.500	2.38	991.258	26681.146	0.464	0.5	2.7	NO	1.000	NO	bb
3	3 180308M1_4	Standard	1.000	2.38	1939.298	28207.617	0.859	1.0	-2.8	NO	1.000	NO	bb
4	4 180308M1_5	Standard	2.000	2.38	3840.154	26571.523	1.807	2.1	3.6	NO	1.000	NO	bb
5	5 180308M1_6	Standard	5.000	2.38	9260.120	27239.578	4.249	4.9	-1.8	NO	1.000	NO	bb
6	6 180308M1_7	Standard	10.000	2.38	19881.805	28239.518	8.801	10.2	1.9	NO	1.000	NO	bb
7	7 180308M1_8	Standard	50.000	2.38	89104.023	26805.947	41.550	48.2	-3.5	NO	1.000	NO	bb
8	8 180308M1_9	Standard	100.000	2.38	183575.359	25582.283	89.698	104.1	4.1	NO	1.000	NO	bb
9	9 180308M1_10	Standard	250.000	2.38	428961.531	25145.662	213.238	247.6	-1.0	NO	1.000	NO	bb

Dataset: F:\Projects\PFAS.PRO\Results\180308M1\180308M1-CRV.qld

Last Altered: Friday, March 09, 2018 17:24:24 Pacific Standard Time

Printed: Friday, March 09, 2018 17:33:29 Pacific Standard Time

**Compound name: PFPeA**

#	Name	Type	Std. Conc	RT	Area	IS Area	Response	Conc.	%Dev	Conc. Flag	CoD	CoD Flag	x=excluded
10	10 180308M1_11	Standard	500.000	2.38	800994.188	23259.852	430.460	499.9	-0.0	NO	1.000	NO	bb

**Compound name: PFBS**

Coefficient of Determination: R<sup>2</sup> = 0.999007

Calibration curve: -0.000300418 \* x<sup>2</sup> + 1.75002 \* x + -0.147975

Response type: Internal Std ( Ref 36 ), Area \* ( IS Conc. / IS Area )

Curve type: 2nd Order, Origin: Exclude, Weighting: 1/x, Axis trans: None

#	Name	Type	Std. Conc	RT	Area	IS Area	Response	Conc.	%Dev	Conc. Flag	CoD	CoD Flag	x=excluded
1	1 180308M1_2	Standard	0.250	2.66	94.976	3211.970	0.370	0.3	18.3	NO	0.999	NO	bb
2	2 180308M1_3	Standard	0.500	2.65	210.127	3145.550	0.835	0.6	12.4	NO	0.999	NO	bb
3	3 180308M1_4	Standard	1.000	2.65	398.843	3406.804	1.463	0.9	-7.9	NO	0.999	NO	bb
4	4 180308M1_5	Standard	2.000	2.65	843.449	3059.845	3.446	2.1	2.7	NO	0.999	NO	bb
5	5 180308M1_6	Standard	5.000	2.65	1988.958	3384.696	7.345	4.3	-14.3	NO	0.999	NO	bb
6	6 180308M1_7	Standard	10.000	2.65	4375.401	3394.068	16.114	9.3	-6.9	NO	0.999	NO	bb
7	7 180308M1_8	Standard	50.000	2.65	19892.676	3144.866	79.068	45.6	-8.8	NO	0.999	NO	bb
8	8 180308M1_9	Standard	100.000	2.65	41344.863	2936.699	175.984	102.4	2.4	NO	0.999	NO	bb
9	9 180308M1_10	Standard	250.000	2.65	97414.742	2831.281	430.082	257.2	2.9	NO	0.999	NO	bb
10	10 180308M1_11	Standard	500.000	2.65	171870.063	2705.858	793.972	496.0	-0.8	NO	0.999	NO	bb

**Compound name: 4:2 FTS**

Coefficient of Determination: R<sup>2</sup> = 0.998923

Calibration curve: -0.000484448 \* x<sup>2</sup> + 1.93098 \* x + 0.0375748

Response type: Internal Std ( Ref 36 ), Area \* ( IS Conc. / IS Area )

Curve type: 2nd Order, Origin: Exclude, Weighting: 1/x, Axis trans: None

#	Name	Type	Std. Conc	RT	Area	IS Area	Response	Conc.	%Dev	Conc. Flag	CoD	CoD Flag	x=excluded
1	1 180308M1_2	Standard	0.250	3.06	125.721	3211.970	0.489	0.2	-6.4	NO	0.999	NO	bb
2	2 180308M1_3	Standard	0.500	3.05	246.396	3145.550	0.979	0.5	-2.5	NO	0.999	NO	bb
3	3 180308M1_4	Standard	1.000	3.05	537.295	3406.804	1.971	1.0	0.2	NO	0.999	NO	bb
4	4 180308M1_5	Standard	2.000	3.06	1045.623	3059.845	4.272	2.2	9.7	NO	0.999	NO	bb
5	5 180308M1_6	Standard	5.000	3.06	2593.125	3384.696	9.577	4.9	-1.1	NO	0.999	NO	bb
6	6 180308M1_7	Standard	10.000	3.05	4990.512	3394.068	18.380	9.5	-4.8	NO	0.999	NO	bb
7	7 180308M1_8	Standard	50.000	3.05	24729.406	3144.866	98.293	51.6	3.1	NO	0.999	NO	bb

Dataset: F:\Projects\PFAS.PRO\Results\180308M1\180308M1-CRV.qld

Last Altered: Friday, March 09, 2018 17:24:24 Pacific Standard Time

Printed: Friday, March 09, 2018 17:33:29 Pacific Standard Time

**Compound name: 4:2 FTS**

#	Name	Type	Std. Conc	RT	Area	IS Area	Response	Conc.	%Dev	Conc. Flag	CoD	CoD Flag	x=excluded
8	8 180308M1_9	Standard	100.000	3.05	46582.199	2936.699	198.276	105.5	5.5	NO	0.999	NO	bb
9	9 180308M1_10	Standard	250.000	3.05	97994.883	2831.281	432.644	238.3	-4.7	NO	0.999	NO	bb
10	10 180308M1_11	Standard	500.000	3.05	184447.875	2705.858	852.077	505.3	1.1	NO	0.999	NO	bb

**Compound name: PFHxA**

Coefficient of Determination: R<sup>2</sup> = 0.999801

Calibration curve:  $-3.41808e-006 * x^2 + 1.20279 * x + 0.0735166$

Response type: Internal Std ( Ref 37 ), Area \* ( IS Conc. / IS Area )

Curve type: 2nd Order, Origin: Include, Weighting: 1/x, Axis trans: None

#	Name	Type	Std. Conc	RT	Area	IS Area	Response	Conc.	%Dev	Conc. Flag	CoD	CoD Flag	x=excluded
1	1 180308M1_2	Standard	0.250	3.15	694.737	9041.824	0.384	0.3	3.3	NO	1.000	NO	bb
2	2 180308M1_3	Standard	0.500	3.15	1176.996	8810.847	0.668	0.5	-1.2	NO	1.000	NO	bb
3	3 180308M1_4	Standard	1.000	3.15	2520.381	9619.867	1.310	1.0	2.8	NO	1.000	NO	bb
4	4 180308M1_5	Standard	2.000	3.15	4626.162	8909.001	2.596	2.1	4.9	NO	1.000	NO	bb
5	5 180308M1_6	Standard	5.000	3.15	11763.132	9134.928	6.439	5.3	5.8	NO	1.000	NO	bb
6	6 180308M1_7	Standard	10.000	3.15	25052.148	9373.883	13.363	11.0	10.5	NO	1.000	NO	bb
7	7 180308M1_8	Standard	50.000	3.15	107940.945	8960.775	60.230	50.0	0.0	NO	1.000	NO	bb
8	8 180308M1_9	Standard	100.000	3.15	214089.750	9059.661	118.155	98.2	-1.8	NO	1.000	NO	bb
9	9 180308M1_10	Standard	250.000	3.15	535849.250	8915.954	300.500	250.0	-0.0	NO	1.000	NO	bb
10	10 180308M1_11	Standard	500.000	3.15	976575.375	8123.958	601.047	500.4	0.1	NO	1.000	NO	bb

**Compound name: PFPeS**

Correlation coefficient: r = 0.999386, r<sup>2</sup> = 0.998772

Calibration curve:  $1.46886 * x + 0.00661456$

Response type: Internal Std ( Ref 36 ), Area \* ( IS Conc. / IS Area )

Curve type: Linear, Origin: Exclude, Weighting: 1/x, Axis trans: None

#	Name	Type	Std. Conc	RT	Area	IS Area	Response	Conc.	%Dev	Conc. Flag	CoD	CoD Flag	x=excluded
1	1 180308M1_2	Standard	0.250	3.35	79.658	3211.970	0.310	0.2	-17.4	NO	0.999	NO	bb
2	2 180308M1_3	Standard	0.500	3.35	199.677	3145.550	0.793	0.5	7.1	NO	0.999	NO	bb
3	3 180308M1_4	Standard	1.000	3.35	402.008	3406.804	1.475	1.0	-0.0	NO	0.999	NO	bb
4	4 180308M1_5	Standard	2.000	3.35	842.618	3059.845	3.442	2.3	16.9	NO	0.999	NO	bb
5	5 180308M1_6	Standard	5.000	3.35	1690.193	3384.696	6.242	4.2	-15.1	NO	0.999	NO	bb

Dataset: F:\Projects\PFAS.PRO\Results\180308M1\180308M1-CRV.qld

Last Altered: Friday, March 09, 2018 17:24:24 Pacific Standard Time

Printed: Friday, March 09, 2018 17:33:29 Pacific Standard Time

**Compound name: PFPeS**

	# Name	Type	Std. Conc	RT	Area	IS Area	Response	Conc.	%Dev	Conc. Flag	CoD	CoD Flag	x=excluded
6	6 180308M1_7	Standard	10.000	3.35	4195.937	3394.068	15.453	10.5	5.2	NO	0.999	NO	bb
7	7 180308M1_8	Standard	50.000	3.35	18457.318	3144.866	73.363	49.9	-0.1	NO	0.999	NO	bb
8	8 180308M1_9	Standard	100.000	3.35	34961.059	2936.699	148.811	101.3	1.3	NO	0.999	NO	bb
9	9 180308M1_10	Standard	250.000	3.35	87071.047	2831.281	384.415	261.7	4.7	NO	0.999	NO	bb
10	10 180308M1_11	Standard	500.000	3.35	154835.188	2705.858	715.278	487.0	-2.6	NO	0.999	NO	bb

**Compound name: PFHpA**

Correlation coefficient:  $r = 0.999045$ ,  $r^2 = 0.998090$

Calibration curve:  $1.09513 * x + 0.121854$

Response type: Internal Std ( Ref 38 ), Area \* ( IS Conc. / IS Area )

Curve type: Linear, Origin: Exclude, Weighting: 1/x, Axis trans: None

	# Name	Type	Std. Conc	RT	Area	IS Area	Response	Conc.	%Dev	Conc. Flag	CoD	CoD Flag	x=excluded
1	1 180308M1_2	Standard	0.250	3.77	606.297	20279.656	0.374	0.2	-8.0	NO	0.998	NO	bb
2	2 180308M1_3	Standard	0.500	3.77	1046.349	22354.891	0.585	0.4	-15.4	NO	0.998	NO	bb
3	3 180308M1_4	Standard	1.000	3.77	2186.711	22508.414	1.214	1.0	-0.2	NO	0.998	NO	bb
4	4 180308M1_5	Standard	2.000	3.77	4211.482	21775.881	2.418	2.1	4.8	NO	0.998	NO	MM
5	5 180308M1_6	Standard	5.000	3.77	9624.372	21999.148	5.469	4.9	-2.4	NO	0.998	NO	bb
6	6 180308M1_7	Standard	10.000	3.77	22136.436	22155.139	12.489	11.3	12.9	NO	0.998	NO	bb
7	7 180308M1_8	Standard	50.000	3.76	96887.492	21399.975	56.593	51.6	3.1	NO	0.998	NO	bb
8	8 180308M1_9	Standard	100.000	3.77	198743.453	20618.207	120.490	109.9	9.9	NO	0.998	NO	bb
9	9 180308M1_10	Standard	250.000	3.76	450504.344	21531.459	261.538	238.7	-4.5	NO	0.998	NO	bb
10	10 180308M1_11	Standard	500.000	3.76	850553.250	19465.381	546.196	498.6	-0.3	NO	0.998	NO	bb

Dataset: F:\Projects\PFAS.PRO\Results\180308M1\180308M1-CRV.qld

Last Altered: Friday, March 09, 2018 14:29:30 Pacific Standard Time

Printed: Friday, March 09, 2018 14:40:52 Pacific Standard Time

**Compound name: L-PFHxS**

Correlation coefficient:  $r = 0.999744$ ,  $r^2 = 0.999487$

Calibration curve:  $1.61391 * x + 0.00218803$

Response type: Internal Std ( Ref 39 ), Area \* ( IS Conc. / IS Area )

Curve type: Linear, Origin: Exclude, Weighting: 1/x, Axis trans: None

#	Name	Type	Std. Conc	RT	Area	IS Area	Response	Conc.	%Dev	Conc. Flag	CoD	CoD Flag	x=excluded
1	1 180308M1_2	Standard	0.250	3.92	76.056	2285.547	0.416	0.3	2.6	NO	0.999	NO	MM
2	2 180308M1_3	Standard	0.500	3.92	141.258	2339.109	0.755	0.5	-6.7	NO	0.999	NO	MM
3	3 180308M1_4	Standard	1.000	3.92	331.371	2595.987	1.596	1.0	-1.3	NO	0.999	NO	MM
4	4 180308M1_5	Standard	2.000	3.92	659.481	2640.169	3.122	1.9	-3.3	NO	0.999	NO	MM
5	5 180308M1_6	Standard	5.000	3.92	1610.672	2445.998	8.231	5.1	2.0	NO	0.999	NO	MM
6	6 180308M1_7	Standard	10.000	3.92	3455.535	2614.748	16.519	10.2	2.3	NO	0.999	NO	MM
7	7 180308M1_8	Standard	50.000	3.92	16235.496	2491.378	81.458	50.5	0.9	NO	0.999	NO	MM
8	8 180308M1_9	Standard	100.000	3.92	32529.605	2380.475	170.815	105.8	5.8	NO	0.999	NO	MM
9	9 180308M1_10	Standard	250.000	3.92	71694.883	2267.147	395.292	244.9	-2.0	NO	0.999	NO	MM
10	10 180308M1_11	Standard	500.000	3.92	136834.406	2125.834	804.592	498.5	-0.3	NO	0.999	NO	MM

**Compound name: 6:2 FTS**

Coefficient of Determination:  $R^2 = 0.998729$

Calibration curve:  $-0.00354727 * x^2 + 0.943833 * x + -0.0295672$

Response type: Internal Std ( Ref 40 ), Area \* ( IS Conc. / IS Area )

Curve type: 2nd Order, Origin: Include, Weighting: 1/x, Axis trans: None

#	Name	Type	Std. Conc	RT	Area	IS Area	Response	Conc.	%Dev	Conc. Flag	CoD	CoD Flag	x=excluded
1	1 180308M1_2	Standard	0.250	4.24	93.524	6497.386	0.180	0.2	-11.1	NO	0.999	NO	bb
2	2 180308M1_3	Standard	0.500	4.24	209.340	7635.310	0.343	0.4	-21.0	NO	0.999	NO	bb
3	3 180308M1_4	Standard	1.000	4.24	537.116	6363.185	1.055	1.2	15.4	NO	0.999	NO	bb
4	4 180308M1_5	Standard	2.000	4.24	1050.995	7397.933	1.776	1.9	-3.7	NO	0.999	NO	bb
5	5 180308M1_6	Standard	5.000	4.24	2739.804	6974.284	4.911	5.3	6.8	NO	0.999	NO	bb
6	6 180308M1_7	Standard	10.000	4.23	5320.239	7132.498	9.324	10.3	3.1	NO	0.999	NO	bb
7	7 180308M1_8	Standard	50.000	4.24	24813.838	8312.033	37.316	48.4	-3.3	NO	0.999	NO	bb
8	8 180308M1_9	Standard	100.000	4.24	42323.879	8917.369	59.328	102.0	2.0	NO	0.999	NO	bb
9	9 180308M1_10	Standard	250.000	4.24	115720.047	11441.026	126.431			NO	0.999	NO	bbXI
10	10 180308M1_11	Standard	500.000	4.24	193316.672	14244.690	169.639			NO	0.999	NO	bbXI

Dataset: F:\Projects\PFAS.PRO\Results\180308M1\180308M1-CRV.qld

Last Altered: Friday, March 09, 2018 17:24:24 Pacific Standard Time

Printed: Friday, March 09, 2018 17:27:56 Pacific Standard Time

Method: F:\Projects\PFAS.PRO\MethDB\PFAS\_FULL\_80C\_030718.mdb 08 Mar 2018 15:11:54

Calibration: F:\Projects\PFAS.PRO\CurveDB\C18\_VAL-PFAS\_Q4\_03-08-18-FULL.cdb 09 Mar 2018 17:24:24

**Compound name: L-PFOA**

Coefficient of Determination: R<sup>2</sup> = 0.998017

Calibration curve:  $-3.71287e-005 * x^2 + 0.882921 * x + 0.0614414$

Response type: Internal Std ( Ref 41 ), Area \* ( IS Conc. / IS Area )

Curve type: 2nd Order, Origin: Exclude, Weighting: 1/x, Axis trans: None

	# Name	Type	Std. Conc	RT	Area	IS Area	Response	Conc.	%Dev	Conc. Flag	CoD	CoD Flag	x=excluded
1	1 180308M1_2	Standard	0.250	4.30	712.740	30634.826	0.291	0.3	3.9	NO	0.998	NO	bb
2	2 180308M1_3	Standard	0.500	4.29	1125.230	29633.035	0.475	0.5	-6.4	NO	0.998	NO	bb
3	3 180308M1_4	Standard	1.000	4.29	2475.392	34064.504	0.908	1.0	-4.1	NO	0.998	NO	bb
4	4 180308M1_5	Standard	2.000	4.30	4469.342	29184.070	1.914	2.1	4.9	NO	0.998	NO	bb
5	5 180308M1_6	Standard	5.000	4.30	11076.447	32601.408	4.247	4.7	-5.2	NO	0.998	NO	bb
6	6 180308M1_7	Standard	10.000	4.29	23047.193	32770.887	8.791	9.9	-1.1	NO	0.998	NO	bb
7	7 180308M1_8	Standard	50.000	4.29	121181.641	32357.625	46.813	53.1	6.1	NO	0.998	NO	bb
8	8 180308M1_9	Standard	100.000	4.29	224867.125	29901.172	94.004	106.9	6.9	NO	0.998	NO	bb
9	9 180308M1_10	Standard	250.000	4.29	473227.250	28918.041	204.555	233.9	-6.4	NO	0.998	NO	bb
10	10 180308M1_11	Standard	500.000	4.29	874036.563	24959.498	437.727	506.5	1.3	NO	0.998	NO	bb

**Compound name: PFHpS**

Coefficient of Determination: R<sup>2</sup> = 0.997981

Calibration curve:  $-6.91318e-005 * x^2 + 0.182324 * x + 0.0156923$

Response type: Internal Std ( Ref 41 ), Area \* ( IS Conc. / IS Area )

Curve type: 2nd Order, Origin: Exclude, Weighting: 1/x, Axis trans: None

	# Name	Type	Std. Conc	RT	Area	IS Area	Response	Conc.	%Dev	Conc. Flag	CoD	CoD Flag	x=excluded
1	1 180308M1_2	Standard	0.250	4.41	79.571	30634.826	0.032	0.1	-63.2	YES	0.998	NO	bbX
2	2 180308M1_3	Standard	0.500	4.41	231.706	29633.035	0.098	0.5	-10.0	NO	0.998	NO	bb
3	3 180308M1_4	Standard	1.000	4.41	537.531	34064.504	0.197	1.0	-0.4	NO	0.998	NO	bb
4	4 180308M1_5	Standard	2.000	4.41	989.040	29184.070	0.424	2.2	12.0	NO	0.998	NO	bb
5	5 180308M1_6	Standard	5.000	4.41	2338.883	32601.408	0.897	4.8	-3.2	NO	0.998	NO	bb
6	6 180308M1_7	Standard	10.000	4.40	5087.286	32770.887	1.940	10.6	6.0	NO	0.998	NO	bb
7	7 180308M1_8	Standard	50.000	4.40	21113.256	32357.625	8.156	45.4	-9.1	NO	0.998	NO	bb
8	8 180308M1_9	Standard	100.000	4.41	44122.117	29901.172	18.445	105.3	5.3	NO	0.998	NO	bb
9	9 180308M1_10	Standard	250.000	4.40	95029.414	28918.041	41.077	248.7	-0.5	NO	0.998	NO	bb
10	10 180308M1_11	Standard	500.000	4.40	182795.984	24959.498	91.546	674.6	34.9	YES	0.998	NO	bbX

Dataset: F:\Projects\PFAS.PRO\Results\180308M1\180308M1-CRV.qld

Last Altered: Friday, March 09, 2018 14:29:30 Pacific Standard Time

Printed: Friday, March 09, 2018 14:40:52 Pacific Standard Time

**Compound name: PFNA**

Coefficient of Determination:  $R^2 = 0.998849$

Calibration curve:  $-1.9182e-005 * x^2 + 0.998779 * x + 0.0722274$

Response type: Internal Std ( Ref 42 ), Area \* ( IS Conc. / IS Area )

Curve type: 2nd Order, Origin: Exclude, Weighting: 1/x, Axis trans: None

	# Name	Type	Std. Conc	RT	Area	IS Area	Response	Conc.	%Dev	Conc. Flag	CoD	CoD Flag	x=excluded
1	1 180308M1_2	Standard	0.250	4.74	672.605	29761.158	0.283	0.2	-15.8	NO	0.999	NO	bb
2	2 180308M1_3	Standard	0.500	4.74	1275.369	28752.406	0.554	0.5	-3.4	NO	0.999	NO	bb
3	3 180308M1_4	Standard	1.000	4.74	2754.010	27190.627	1.266	1.2	19.5	NO	0.999	NO	bb
4	4 180308M1_5	Standard	2.000	4.74	4589.513	26923.830	2.131	2.1	3.1	NO	0.999	NO	bb
5	5 180308M1_6	Standard	5.000	4.74	10925.736	29486.375	4.632	4.6	-8.7	NO	0.999	NO	bb
6	6 180308M1_7	Standard	10.000	4.73	24651.707	31132.350	9.898	9.8	-1.6	NO	0.999	NO	bb
7	7 180308M1_8	Standard	50.000	4.73	127926.180	29991.277	53.318	53.4	6.7	NO	0.999	NO	bb
8	8 180308M1_9	Standard	100.000	4.74	252194.000	30423.777	103.617	103.9	3.9	NO	0.999	NO	bb
9	9 180308M1_10	Standard	250.000	4.73	528286.625	27847.869	237.131	238.4	-4.6	NO	0.999	NO	bb
10	10 180308M1_11	Standard	500.000	4.73	1020710.375	25554.303	499.285	504.7	0.9	NO	0.999	NO	bb

**Compound name: PFOSA**

Correlation coefficient:  $r = 0.998428$ ,  $r^2 = 0.996859$

Calibration curve:  $0.89964 * x + 0.0633028$

Response type: Internal Std ( Ref 43 ), Area \* ( IS Conc. / IS Area )

Curve type: Linear, Origin: Exclude, Weighting: 1/x, Axis trans: None

	# Name	Type	Std. Conc	RT	Area	IS Area	Response	Conc.	%Dev	Conc. Flag	CoD	CoD Flag	x=excluded
1	1 180308M1_2	Standard	0.250	4.81	122.302	6663.925	0.229	0.2	-26.1	NO	0.997	NO	bb
2	2 180308M1_3	Standard	0.500	4.80	281.077	5794.191	0.606	0.6	20.7	NO	0.997	NO	bb
3	3 180308M1_4	Standard	1.000	4.81	474.708	6667.729	0.890	0.9	-8.1	NO	0.997	NO	bb
4	4 180308M1_5	Standard	2.000	4.81	1090.806	6903.134	1.975	2.1	6.3	NO	0.997	NO	bb
5	5 180308M1_6	Standard	5.000	4.81	2126.334	6500.090	4.089	4.5	-10.5	NO	0.997	NO	bb
6	6 180308M1_7	Standard	10.000	4.80	5160.085	6061.322	10.641	11.8	17.6	NO	0.997	NO	bb
7	7 180308M1_8	Standard	50.000	4.80	22498.311	6600.138	42.610	47.3	-5.4	NO	0.997	NO	bb
8	8 180308M1_9	Standard	100.000	4.80	44025.863	5521.939	99.661	110.7	10.7	NO	0.997	NO	bb
9	9 180308M1_10	Standard	250.000	4.80	95713.555	5686.337	210.402	233.8	-6.5	NO	0.997	NO	bb
10	10 180308M1_11	Standard	500.000	4.80	181618.594	4977.786	456.073	506.9	1.4	NO	0.997	NO	bb



Dataset: F:\Projects\PFAS.PRO\Results\180308M1\180308M1-CRV.qld

Last Altered: Friday, March 09, 2018 14:29:30 Pacific Standard Time

Printed: Friday, March 09, 2018 14:40:52 Pacific Standard Time

**Compound name: L-PFOS**

Correlation coefficient:  $r = 0.996857$ ,  $r^2 = 0.993723$

Calibration curve:  $0.990642 * x + -0.0172512$

Response type: Internal Std ( Ref 44 ), Area \* ( IS Conc. / IS Area )

Curve type: Linear, Origin: Exclude, Weighting: 1/x, Axis trans: None

	# Name	Type	Std. Conc	RT	Area	IS Area	Response	Conc.	%Dev	Conc. Flag	CoD	CoD Flag	x=excluded
1	1 180308M1_2	Standard	0.250	4.83	80.109	6989.202	0.143	0.2	-35.2	YES	0.994	NO	MMX
2	2 180308M1_3	Standard	0.500	4.82	211.785	5683.333	0.466	0.5	-2.5	NO	0.994	NO	MM
3	3 180308M1_4	Standard	1.000	4.82	595.944	6579.668	1.132	1.2	16.0	NO	0.994	NO	MM
4	4 180308M1_5	Standard	2.000	4.82	961.726	5809.534	2.069	2.1	5.3	NO	0.994	NO	MM
5	5 180308M1_6	Standard	5.000	4.82	2499.660	6218.743	5.024	5.1	1.8	NO	0.994	NO	MM
6	6 180308M1_7	Standard	10.000	4.82	5219.861	6661.652	9.795	9.9	-1.0	NO	0.994	NO	MM
7	7 180308M1_8	Standard	50.000	4.82	24353.494	6482.073	46.963	47.4	-5.2	NO	0.994	NO	MM
8	8 180308M1_9	Standard	100.000	4.82	45075.625	6660.567	84.594	85.4	-14.6	NO	0.994	NO	MM
9	9 180308M1_10	Standard	250.000	4.82	112784.102	6100.129	231.110	233.3	-6.7	NO	0.994	NO	MM
10	10 180308M1_11	Standard	500.000	4.82	212519.188	5025.559	528.596	533.6	6.7	NO	0.994	NO	MM

**Compound name: PFDA**

Coefficient of Determination:  $R^2 = 0.999321$

Calibration curve:  $-0.000196097 * x^2 + 1.04972 * x + 0.00623977$

Response type: Internal Std ( Ref 45 ), Area \* ( IS Conc. / IS Area )

Curve type: 2nd Order, Origin: Exclude, Weighting: 1/x, Axis trans: None

	# Name	Type	Std. Conc	RT	Area	IS Area	Response	Conc.	%Dev	Conc. Flag	CoD	CoD Flag	x=excluded
1	1 180308M1_2	Standard	0.250	5.11	568.775	34402.496	0.207	0.2	-23.6	NO	0.999	NO	bb
2	2 180308M1_3	Standard	0.500	5.11	1343.592	27098.705	0.620	0.6	16.9	NO	0.999	NO	bb
3	3 180308M1_4	Standard	1.000	5.11	2990.216	31493.148	1.187	1.1	12.5	NO	0.999	NO	bb
4	4 180308M1_5	Standard	2.000	5.12	4940.101	31648.158	1.951	1.9	-7.3	NO	0.999	NO	bb
5	5 180308M1_6	Standard	5.000	5.11	11925.864	27915.969	5.340	5.1	1.7	NO	0.999	NO	bb
6	6 180308M1_7	Standard	10.000	5.11	26303.449	30488.313	10.784	10.3	2.9	NO	0.999	NO	bb
7	7 180308M1_8	Standard	50.000	5.11	113170.773	29265.146	48.339	46.4	-7.1	NO	0.999	NO	bb
8	8 180308M1_9	Standard	100.000	5.11	208451.781	24153.830	107.877	104.8	4.8	NO	0.999	NO	bb
9	9 180308M1_10	Standard	250.000	5.11	510075.938	25686.570	248.221	247.9	-0.8	NO	0.999	NO	bb
10	10 180308M1_11	Standard	500.000	5.11	979841.313	25719.910	476.208	500.4	0.1	NO	0.999	NO	bb



Dataset: F:\Projects\PFAS.PRO\Results\180308M1\180308M1-CRV.qld

Last Altered: Friday, March 09, 2018 14:29:30 Pacific Standard Time

Printed: Friday, March 09, 2018 14:40:52 Pacific Standard Time

**Compound name: 8:2 FTS**

Correlation coefficient:  $r = 0.998772$ ,  $r^2 = 0.997545$

Calibration curve:  $1.46094 * x + -0.0537135$

Response type: Internal Std ( Ref 46 ), Area \* ( IS Conc. / IS Area )

Curve type: Linear, Origin: Include, Weighting: 1/x, Axis trans: None

	# Name	Type	Std. Conc	RT	Area	IS Area	Response	Conc.	%Dev	Conc. Flag	CoD	CoD Flag	x=excluded
1	1 180308M1_2	Standard	0.250	5.09	83.314	4097.296	0.254	0.2	-15.7	NO	0.998	NO	bb
2	2 180308M1_3	Standard	0.500	5.08	213.518	4502.725	0.593	0.4	-11.5	NO	0.998	NO	bb
3	3 180308M1_4	Standard	1.000	5.08	497.573	3381.413	1.839	1.3	29.6	NO	0.998	NO	bb
4	4 180308M1_5	Standard	2.000	5.09	932.772	4707.978	2.477	1.7	-13.4	NO	0.998	NO	bb
5	5 180308M1_6	Standard	5.000	5.08	2916.094	5317.930	6.854	4.7	-5.4	NO	0.998	NO	bb
6	6 180308M1_7	Standard	10.000	5.08	5814.115	4926.992	14.751	10.1	1.3	NO	0.998	NO	bb
7	7 180308M1_8	Standard	50.000	5.08	26753.166	4562.528	73.296	50.2	0.4	NO	0.998	NO	bb
8	8 180308M1_9	Standard	100.000	5.08	54284.066	6648.287	102.064	69.9	-30.1	YES	0.998	NO	bbX
9	9 180308M1_10	Standard	250.000	5.08	112358.258	7807.730	179.883	123.2	-50.7	YES	0.998	NO	bbX
10	10 180308M1_11	Standard	500.000	5.08	197183.344	10632.125	231.825	158.7	-68.3	YES	0.998	NO	bbX

**Compound name: PFNS**

Coefficient of Determination:  $R^2 = 0.996194$

Calibration curve:  $-9.37951e-005 * x^2 + 0.692984 * x + 0.145591$

Response type: Internal Std ( Ref 44 ), Area \* ( IS Conc. / IS Area )

Curve type: 2nd Order, Origin: Exclude, Weighting: 1/x, Axis trans: None

	# Name	Type	Std. Conc	RT	Area	IS Area	Response	Conc.	%Dev	Conc. Flag	CoD	CoD Flag	x=excluded
1	1 180308M1_2	Standard	0.250	5.18	58.633	6989.202	0.105			NO	0.996	NO	MMXI
2	2 180308M1_3	Standard	0.500	5.17	199.166	5683.333	0.438	0.4	-15.6	NO	0.996	NO	MM
3	3 180308M1_4	Standard	1.000	5.17	399.885	6579.668	0.760	0.9	-11.4	NO	0.996	NO	MM
4	4 180308M1_5	Standard	2.000	5.18	796.166	5809.534	1.713	2.3	13.1	NO	0.996	NO	MM
5	5 180308M1_6	Standard	5.000	5.17	1847.437	6218.743	3.713	5.2	3.0	NO	0.996	NO	MM
6	6 180308M1_7	Standard	10.000	5.18	4059.878	6661.652	7.618	10.8	8.0	NO	0.996	NO	bb
7	7 180308M1_8	Standard	50.000	5.17	19818.107	6482.073	38.217	55.4	10.7	NO	0.996	NO	MM
8	8 180308M1_9	Standard	100.000	5.17	33300.258	6660.567	62.495	91.1	-8.9	NO	0.996	NO	MM
9	9 180308M1_10	Standard	250.000	5.17	82560.258	6100.129	169.177	252.6	1.0	NO	0.996	NO	MM
10	10 180308M1_11	Standard	500.000	5.17	159148.969	5025.559	395.849	623.7	24.7	NO	0.996	NO	MMX

Dataset: F:\Projects\PFAS.PRO\Results\180308M1\180308M1-CRV.qld

Last Altered: Friday, March 09, 2018 14:29:30 Pacific Standard Time

Printed: Friday, March 09, 2018 14:40:52 Pacific Standard Time

**Compound name: N-MeFOSAA**

Coefficient of Determination: R<sup>2</sup> = 0.999182

Calibration curve: -0.000467895 \* x<sup>2</sup> + 1.42023 \* x + -0.0981099

Response type: Internal Std ( Ref 47 ), Area \* ( IS Conc. / IS Area )

Curve type: 2nd Order, Origin: Include, Weighting: 1/x, Axis trans: None

#	Name	Type	Std. Conc	RT	Area	IS Area	Response	Conc.	%Dev	Conc. Flag	CoD	CoD Flag	x=excluded
1	1 180308M1_2	Standard	0.250	5.27	299.453	13125.429	0.285	0.3	8.0	NO	0.999	NO	bb
2	2 180308M1_3	Standard	0.500	5.27	654.282	13378.775	0.611	0.5	-0.1	NO	0.999	NO	bb
3	3 180308M1_4	Standard	1.000	5.27	1427.949	14383.542	1.241	0.9	-5.7	NO	0.999	NO	bb
4	4 180308M1_5	Standard	2.000	5.27	2620.590	14060.555	2.330	1.7	-14.5	NO	0.999	NO	bb
5	5 180308M1_6	Standard	5.000	5.27	6835.058	14903.680	5.733	4.1	-17.8	NO	0.999	NO	bb
6	6 180308M1_7	Standard	10.000	5.27	15988.218	13429.088	14.882	10.6	5.8	NO	0.999	NO	bb
7	7 180308M1_8	Standard	50.000	5.27	69823.063	13158.495	66.329	47.5	-5.0	NO	0.999	NO	bb
8	8 180308M1_9	Standard	100.000	5.27	138035.609	12673.192	136.149	99.2	-0.8	NO	0.999	NO	bb
9	9 180308M1_10	Standard	250.000	5.27	310954.781	11588.450	335.415	258.2	3.3	NO	0.999	NO	bb
10	10 180308M1_11	Standard	500.000	5.27	547508.813	11624.398	588.750	495.5	-0.9	NO	0.999	NO	bb

**Compound name: N-EtFOSAA**

Coefficient of Determination: R<sup>2</sup> = 0.999472

Calibration curve: 9.83055e-005 \* x<sup>2</sup> + 0.904307 \* x + 0.0414017

Response type: Internal Std ( Ref 48 ), Area \* ( IS Conc. / IS Area )

Curve type: 2nd Order, Origin: Include, Weighting: 1/x, Axis trans: None

#	Name	Type	Std. Conc	RT	Area	IS Area	Response	Conc.	%Dev	Conc. Flag	CoD	CoD Flag	x=excluded
1	1 180308M1_2	Standard	0.250	5.43	304.908	14681.991	0.260	0.2	-3.5	NO	0.999	NO	bb
2	2 180308M1_3	Standard	0.500	5.43	573.866	15203.945	0.472	0.5	-4.8	NO	0.999	NO	bb
3	3 180308M1_4	Standard	1.000	5.43	1264.561	16173.745	0.977	1.0	3.5	NO	0.999	NO	bb
4	4 180308M1_5	Standard	2.000	5.43	2473.367	14445.989	2.140	2.3	16.0	NO	0.999	NO	bb
5	5 180308M1_6	Standard	5.000	5.43	5330.185	15067.757	4.422	4.8	-3.2	NO	0.999	NO	bb
6	6 180308M1_7	Standard	10.000	5.43	13058.238	16289.974	10.020	11.0	10.2	NO	0.999	NO	bb
7	7 180308M1_8	Standard	50.000	5.43	56370.434	15699.455	44.882	49.3	-1.4	NO	0.999	NO	bb
8	8 180308M1_9	Standard	100.000	5.43	114396.055	15094.558	94.733	103.5	3.5	NO	0.999	NO	bb
9	9 180308M1_10	Standard	250.000	5.43	236699.891	13090.498	226.023	243.5	-2.6	NO	0.999	NO	bb
10	10 180308M1_11	Standard	500.000	5.43	412726.906	10764.261	479.279	502.5	0.5	NO	0.999	NO	bb

Dataset: F:\Projects\PFAS.PRO\Results\180308M1\180308M1-CRV.qld

Last Altered: Friday, March 09, 2018 14:29:30 Pacific Standard Time

Printed: Friday, March 09, 2018 14:40:52 Pacific Standard Time

**Compound name: PFUdA**

Coefficient of Determination:  $R^2 = 0.999003$

Calibration curve:  $-7.73418e-005 * x^2 + 0.898448 * x + 0.10337$

Response type: Internal Std ( Ref 49 ), Area \* ( IS Conc. / IS Area )

Curve type: 2nd Order, Origin: Exclude, Weighting: 1/x, Axis trans: None

	# Name	Type	Std. Conc	RT	Area	IS Area	Response	Conc.	%Dev	Conc. Flag	CoD	CoD Flag	x=excluded
1	1 180308M1_2	Standard	0.250	5.44	793.169	28478.701	0.348	0.3	9.0	NO	0.999	NO	bb
2	2 180308M1_3	Standard	0.500	5.44	1317.436	31847.699	0.517	0.5	-7.9	NO	0.999	NO	MM
3	3 180308M1_4	Standard	1.000	5.44	2577.045	36488.691	0.883	0.9	-13.2	NO	0.999	NO	bb
4	4 180308M1_5	Standard	2.000	5.44	5316.792	32072.229	2.072	2.2	9.6	NO	0.999	NO	bb
5	5 180308M1_6	Standard	5.000	5.44	10242.857	30135.527	4.249	4.6	-7.7	NO	0.999	NO	bb
6	6 180308M1_7	Standard	10.000	5.44	25919.670	34439.348	9.408	10.4	3.7	NO	0.999	NO	bb
7	7 180308M1_8	Standard	50.000	5.44	108862.211	28010.748	48.581	54.2	8.4	NO	0.999	NO	bb
8	8 180308M1_9	Standard	100.000	5.44	228330.281	31599.715	90.321	101.3	1.3	NO	0.999	NO	bb
9	9 180308M1_10	Standard	250.000	5.44	523036.375	30946.510	211.266	240.0	-4.0	NO	0.999	NO	MM
10	10 180308M1_11	Standard	500.000	5.44	982593.500	28320.604	433.692	504.5	0.9	NO	0.999	NO	MM

**Compound name: PFDS**

Coefficient of Determination:  $R^2 = 0.991550$

Calibration curve:  $-3.13629e-005 * x^2 + 0.177964 * x + 0.00391218$

Response type: Internal Std ( Ref 49 ), Area \* ( IS Conc. / IS Area )

Curve type: 2nd Order, Origin: Exclude, Weighting: 1/x, Axis trans: None

	# Name	Type	Std. Conc	RT	Area	IS Area	Response	Conc.	%Dev	Conc. Flag	CoD	CoD Flag	x=excluded
1	1 180308M1_2	Standard	0.250	5.49	87.886	28478.701	0.039	0.2	-22.1	NO	0.992	NO	bb
2	2 180308M1_3	Standard	0.500	5.48	208.479	31847.699	0.082	0.4	-12.4	NO	0.992	NO	bb
3	3 180308M1_4	Standard	1.000	5.49	475.337	36488.691	0.163	0.9	-10.7	NO	0.992	NO	bb
4	4 180308M1_5	Standard	2.000	5.49	961.287	32072.229	0.375	2.1	4.2	NO	0.992	NO	bb
5	5 180308M1_6	Standard	5.000	5.49	2568.108	30135.527	1.065	6.0	19.4	NO	0.992	NO	bb
6	6 180308M1_7	Standard	10.000	5.49	5094.773	34439.348	1.849	10.4	3.9	NO	0.992	NO	bb
7	7 180308M1_8	Standard	50.000	5.49	24418.041	28010.748	10.897	61.9	23.8	NO	0.992	NO	bb
8	8 180308M1_9	Standard	100.000	5.49	45818.031	31599.715	18.124	103.7	3.7	NO	0.992	NO	bb
9	9 180308M1_10	Standard	250.000	5.49	92485.859	30946.510	37.357	218.3	-12.7	NO	0.992	NO	bb
10	10 180308M1_11	Standard	500.000	5.49	188946.547	28320.604	83.396	515.4	3.1	NO	0.992	NO	bb

Dataset: F:\Projects\PFAS.PRO\Results\180308M1\180308M1-CRV.qld

Last Altered: Friday, March 09, 2018 14:29:30 Pacific Standard Time

Printed: Friday, March 09, 2018 14:40:52 Pacific Standard Time

**Compound name: PFD<sub>o</sub>A**

Coefficient of Determination: R<sup>2</sup> = 0.999817

Calibration curve: 7.72928e-005 \* x<sup>2</sup> + 1.31111 \* x + 0.0727019

Response type: Internal Std ( Ref 50 ), Area \* ( IS Conc. / IS Area )

Curve type: 2nd Order, Origin: Exclude, Weighting: 1/x, Axis trans: None

	# Name	Type	Std. Conc	RT	Area	IS Area	Response	Conc.	%Dev	Conc. Flag	CoD	CoD Flag	x=excluded
1	1 180308M1_2	Standard	0.250	5.73	867.845	29482.148	0.368	0.2	-9.9	NO	1.000	NO	bb
2	2 180308M1_3	Standard	0.500	5.73	1230.842	25548.982	0.602	0.4	-19.2	NO	1.000	NO	bb
3	3 180308M1_4	Standard	1.000	5.72	3237.218	25346.350	1.596	1.2	16.2	NO	1.000	NO	bb
4	4 180308M1_5	Standard	2.000	5.73	6354.215	27542.502	2.884	2.1	7.2	NO	1.000	NO	bb
5	5 180308M1_6	Standard	5.000	5.73	14476.591	26086.221	6.937	5.2	4.7	NO	1.000	NO	bb
6	6 180308M1_7	Standard	10.000	5.72	29816.648	28539.572	13.059	9.9	-1.0	NO	1.000	NO	bb
7	7 180308M1_8	Standard	50.000	5.72	146281.234	26943.840	67.864	51.5	3.1	NO	1.000	NO	bb
8	8 180308M1_9	Standard	100.000	5.72	248820.656	23557.316	132.029	100.1	0.1	NO	1.000	NO	bb
9	9 180308M1_10	Standard	250.000	5.73	615764.313	23462.537	328.057	246.6	-1.4	NO	1.000	NO	bb
10	10 180308M1_11	Standard	500.000	5.72	1222385.625	22568.461	677.043	501.5	0.3	NO	1.000	NO	bb

**Compound name: N-MeFOSA**

Correlation coefficient: r = 0.997882, r<sup>2</sup> = 0.995769

Calibration curve: 0.92364 \* x + 0.422598

Response type: Internal Std ( Ref 51 ), Area \* ( IS Conc. / IS Area )

Curve type: Linear, Origin: Include, Weighting: 1/x, Axis trans: None

	# Name	Type	Std. Conc	RT	Area	IS Area	Response	Conc.	%Dev	Conc. Flag	CoD	CoD Flag	x=excluded
1	1 180308M1_2	Standard	1.250	5.95	354.637	37617.121	1.414	1.1	-14.1	NO	0.996	NO	MM
2	2 180308M1_3	Standard	2.500	5.95	612.419	38171.965	2.407	2.1	-14.1	NO	0.996	NO	bb
3	3 180308M1_4	Standard	5.000	5.95	1345.251	39229.164	5.144	5.1	2.2	NO	0.996	NO	bb
4	4 180308M1_5	Standard	10.000	5.95	2728.898	38228.488	10.708	11.1	11.4	NO	0.996	NO	MM
5	5 180308M1_6	Standard	25.000	5.95	6742.093	38767.117	26.087	27.8	11.1	NO	0.996	NO	bb
6	6 180308M1_7	Standard	50.000	5.95	14273.949	38903.512	55.036	59.1	18.3	NO	0.996	NO	bb
7	7 180308M1_8	Standard	250.000	5.95	64476.059	36158.734	267.471	289.1	15.7	NO	0.996	NO	bb
8	8 180308M1_9	Standard	500.000	5.95	125139.094	37316.363	503.020	544.1	8.8	NO	0.996	NO	bb
9	9 180308M1_10	Standard	1250.000	5.95	281084.281	35667.297	1182.109	1279.4	2.4	NO	0.996	NO	bb
10	10 180308M1_11	Standard	2500.000	5.95	486678.156	33276.348	2193.802	2374.7	-5.0	NO	0.996	NO	bb

Dataset: F:\Projects\PFAS.PRO\Results\180308M1\180308M1-CRV.qld

Last Altered: Friday, March 09, 2018 14:29:30 Pacific Standard Time

Printed: Friday, March 09, 2018 14:40:52 Pacific Standard Time

**Compound name: PFTTrDA**

Coefficient of Determination: R<sup>2</sup> = 0.998546

Calibration curve: -0.000477293 \* x<sup>2</sup> + 1.43304 \* x + -0.114427

Response type: Internal Std ( Ref 50 ), Area \* ( IS Conc. / IS Area )

Curve type: 2nd Order, Origin: Exclude, Weighting: 1/x, Axis trans: None

	# Name	Type	Std. Conc	RT	Area	IS Area	Response	Conc.	%Dev	Conc. Flag	CoD	CoD Flag	x=excluded
1	1 180308M1_2	Standard	0.250	5.98	656.871	29482.148	0.279	0.3	9.7	NO	0.999	NO	bb
2	2 180308M1_3	Standard	0.500	5.98	1372.110	25548.982	0.671	0.5	9.7	NO	0.999	NO	bb
3	3 180308M1_4	Standard	1.000	5.98	2673.917	25346.350	1.319	1.0	0.0	NO	0.999	NO	bb
4	4 180308M1_5	Standard	2.000	5.98	6437.778	27542.502	2.922	2.1	6.0	NO	0.999	NO	bb
5	5 180308M1_6	Standard	5.000	5.98	13960.166	26086.221	6.689	4.8	-4.9	NO	0.999	NO	bb
6	6 180308M1_7	Standard	10.000	5.98	26028.328	28539.572	11.400	8.1	-19.4	NO	0.999	NO	bb
7	7 180308M1_8	Standard	50.000	5.98	140363.234	26943.840	65.118	46.2	-7.5	NO	0.999	NO	bb
8	8 180308M1_9	Standard	100.000	5.97	276980.594	23557.316	146.972	106.4	6.4	NO	0.999	NO	bb
9	9 180308M1_10	Standard	250.000	5.98	618654.250	23462.537	329.597	251.1	0.4	NO	0.999	NO	bb
10	10 180308M1_11	Standard	500.000	5.98	1074815.125	22568.461	595.308	498.1	-0.4	NO	0.999	NO	bb

**Compound name: PFTeDA**

Coefficient of Determination: R<sup>2</sup> = 0.998197

Calibration curve: -0.000491386 \* x<sup>2</sup> + 1.78919 \* x + 0.177482

Response type: Internal Std ( Ref 52 ), Area \* ( IS Conc. / IS Area )

Curve type: 2nd Order, Origin: Exclude, Weighting: 1/x, Axis trans: None

	# Name	Type	Std. Conc	RT	Area	IS Area	Response	Conc.	%Dev	Conc. Flag	CoD	CoD Flag	x=excluded
1	1 180308M1_2	Standard	0.250	6.20	712.748	17542.914	0.508	0.2	-26.1	NO	0.998	NO	bb
2	2 180308M1_3	Standard	0.500	6.20	1075.291	15671.647	0.858	0.4	-24.0	NO	0.998	NO	bb
3	3 180308M1_4	Standard	1.000	6.20	2858.521	16139.982	2.214	1.1	13.9	NO	0.998	NO	bb
4	4 180308M1_5	Standard	2.000	6.20	4843.437	15550.713	3.893	2.1	3.9	NO	0.998	NO	bb
5	5 180308M1_6	Standard	5.000	6.20	12043.818	16116.774	9.341	5.1	2.6	NO	0.998	NO	bb
6	6 180308M1_7	Standard	10.000	6.20	27045.926	14601.577	23.153	12.9	28.9	NO	0.998	NO	bb
7	7 180308M1_8	Standard	50.000	6.20	105482.000	14146.678	93.204	52.8	5.5	NO	0.998	NO	bb
8	8 180308M1_9	Standard	100.000	6.20	208807.578	15304.513	170.544	97.8	-2.2	NO	0.998	NO	bb
9	9 180308M1_10	Standard	250.000	6.20	516813.500	16017.137	403.329	241.3	-3.5	NO	0.998	NO	bb
10	10 180308M1_11	Standard	500.000	6.20	857099.188	13756.952	778.787	505.3	1.1	NO	0.998	NO	bb

Dataset: F:\Projects\PFAS.PRO\Results\180308M1\180308M1-CRV.qld

Last Altered: Friday, March 09, 2018 14:29:30 Pacific Standard Time

Printed: Friday, March 09, 2018 14:40:52 Pacific Standard Time

**Compound name: N-EtFOSA**

Coefficient of Determination: R<sup>2</sup> = 0.999957

Calibration curve:  $-6.11373e-005 * x^2 + 0.990683 * x + 0.0593979$

Response type: Internal Std ( Ref 53 ), Area \* ( IS Conc. / IS Area )

Curve type: 2nd Order, Origin: Exclude, Weighting: 1/x, Axis trans: None

	# Name	Type	Std. Conc	RT	Area	IS Area	Response	Conc.	%Dev	Conc. Flag	CoD	CoD Flag	x=excluded
1	1 180308M1_2	Standard	1.250	6.37	425.671	49442.918	1.291	1.2	-0.5	NO	1.000	NO	bb
2	2 180308M1_3	Standard	2.500	6.36	828.700	49603.996	2.506	2.5	-1.2	NO	1.000	NO	bb
3	3 180308M1_4	Standard	5.000	6.36	1677.096	52062.164	4.832	4.8	-3.6	NO	1.000	NO	MM
4	4 180308M1_5	Standard	10.000	6.36	3416.859	50614.180	10.126	10.2	1.7	NO	1.000	NO	bb
5	5 180308M1_6	Standard	25.000	6.36	8427.438	50892.574	24.839	25.1	0.2	NO	1.000	NO	bb
6	6 180308M1_7	Standard	50.000	6.36	17585.492	51969.328	50.757	51.3	2.7	NO	1.000	NO	bb
7	7 180308M1_8	Standard	250.000	6.36	80590.500	48784.801	247.794	254.0	1.6	NO	1.000	NO	bb
8	8 180308M1_9	Standard	500.000	6.36	153606.891	48181.000	478.218	498.0	-0.4	NO	1.000	NO	bb
9	9 180308M1_10	Standard	1250.000	6.36	334487.219	44152.875	1136.349	1242.2	-0.6	NO	1.000	NO	bb
10	10 180308M1_11	Standard	2500.000	6.36	577028.875	41257.770	2097.892	2504.7	0.2	NO	1.000	NO	bb

**Compound name: PFHxDA**

Coefficient of Determination: R<sup>2</sup> = 0.999125

Calibration curve:  $-0.000214695 * x^2 + 0.412444 * x + 0.0120737$

Response type: Internal Std ( Ref 54 ), Area \* ( IS Conc. / IS Area )

Curve type: 2nd Order, Origin: Exclude, Weighting: 1/x, Axis trans: None

	# Name	Type	Std. Conc	RT	Area	IS Area	Response	Conc.	%Dev	Conc. Flag	CoD	CoD Flag	x=excluded
1	1 180308M1_2	Standard	0.250	6.54	410.335	15575.772	0.132	0.3	16.1	NO	0.999	NO	bb
2	2 180308M1_3	Standard	0.500	6.54	519.722	13598.916	0.191	0.4	-13.2	NO	0.999	NO	bb
3	3 180308M1_4	Standard	1.000	6.54	1243.429	15860.725	0.392	0.9	-7.8	NO	0.999	NO	bb
4	4 180308M1_5	Standard	2.000	6.54	2707.299	16430.404	0.824	2.0	-1.5	NO	0.999	NO	bb
5	5 180308M1_6	Standard	5.000	6.54	6543.105	15919.950	2.055	5.0	-0.7	NO	0.999	NO	bb
6	6 180308M1_7	Standard	10.000	6.54	13842.364	16539.871	4.185	10.2	1.7	NO	0.999	NO	bb
7	7 180308M1_8	Standard	50.000	6.54	59334.371	13581.389	21.844	54.5	9.0	NO	0.999	NO	bb
8	8 180308M1_9	Standard	100.000	6.54	110245.789	14306.350	38.530	98.4	-1.6	NO	0.999	NO	bb
9	9 180308M1_10	Standard	250.000	6.54	264063.438	15091.248	87.489	242.8	-2.9	NO	0.999	NO	bb
10	10 180308M1_11	Standard	500.000	6.54	460747.625	14997.500	153.608	505.3	1.1	NO	0.999	NO	bb

Dataset: F:\Projects\PFAS.PRO\Results\180308M1\180308M1-CRV.qld

Last Altered: Friday, March 09, 2018 14:29:30 Pacific Standard Time

Printed: Friday, March 09, 2018 14:40:52 Pacific Standard Time

**Compound name: PFODA**

Coefficient of Determination:  $R^2 = 0.999373$

Calibration curve:  $-0.000527334 * x^2 + 0.829316 * x + -0.00336483$

Response type: Internal Std ( Ref 54 ), Area \* ( IS Conc. / IS Area )

Curve type: 2nd Order, Origin: Include, Weighting: 1/x, Axis trans: None

	# Name	Type	Std. Conc	RT	Area	IS Area	Response	Conc.	%Dev	Conc. Flag	CoD	CoD Flag	x=excluded
1	1 180308M1_2	Standard	0.250	6.78	645.783	15575.772	0.207	0.3	1.6	NO	0.999	NO	bb
2	2 180308M1_3	Standard	0.500	6.78	1266.279	13598.916	0.466	0.6	13.1	NO	0.999	NO	bb
3	3 180308M1_4	Standard	1.000	6.78	2491.954	15860.725	0.786	1.0	-4.8	NO	0.999	NO	bb
4	4 180308M1_5	Standard	2.000	6.78	5295.611	16430.404	1.612	1.9	-2.5	NO	0.999	NO	bb
5	5 180308M1_6	Standard	5.000	6.78	12101.673	15919.950	3.801	4.6	-8.0	NO	0.999	NO	bb
6	6 180308M1_7	Standard	10.000	6.78	26176.725	16539.871	7.913	9.6	-4.0	NO	0.999	NO	bb
7	7 180308M1_8	Standard	50.000	6.78	115226.727	13581.389	42.421	52.9	5.9	NO	0.999	NO	bb
8	8 180308M1_9	Standard	100.000	6.77	214025.734	14306.350	74.801	96.1	-3.9	NO	0.999	NO	bb
9	9 180308M1_10	Standard	250.000	6.77	531721.625	15091.248	176.169	253.2	1.3	NO	0.999	NO	bb
10	10 180308M1_11	Standard	500.000	6.78	846678.250	14997.500	282.273	498.2	-0.4	NO	0.999	NO	bb

**Compound name: N-MeFOSE**

Correlation coefficient:  $r = 0.995693$ ,  $r^2 = 0.991405$

Calibration curve:  $0.960104 * x + 0.28057$

Response type: Internal Std ( Ref 55 ), Area \* ( IS Conc. / IS Area )

Curve type: Linear, Origin: Exclude, Weighting: 1/x, Axis trans: None

	# Name	Type	Std. Conc	RT	Area	IS Area	Response	Conc.	%Dev	Conc. Flag	CoD	CoD Flag	x=excluded
1	1 180308M1_2	Standard	1.250	6.51	345.252	37930.766	1.365	1.1	-9.6	NO	0.991	NO	bb
2	2 180308M1_3	Standard	2.500	6.51	698.128	44190.324	2.370	2.2	-13.0	NO	0.991	NO	bb
3	3 180308M1_4	Standard	5.000	6.51	1182.625	40438.734	4.387	4.3	-14.5	NO	0.991	NO	bb
4	4 180308M1_5	Standard	10.000	6.51	2369.055	39620.676	8.969	9.0	-9.5	NO	0.991	NO	bb
5	5 180308M1_6	Standard	25.000	6.51	5879.975	32898.316	26.810	27.6	10.5	NO	0.991	NO	bb
6	6 180308M1_7	Standard	50.000	6.51	13998.803	42987.039	48.848	50.6	1.2	NO	0.991	NO	bd
7	7 180308M1_8	Standard	250.000	6.51	71089.719	36130.387	295.138	307.1	22.8	NO	0.991	NO	bb
8	8 180308M1_9	Standard	500.000	6.51	126222.648	33042.488	573.002	596.5	19.3	NO	0.991	NO	bb
9	9 180308M1_10	Standard	1250.000	6.50	302433.594	38650.098	1173.737	1222.2	-2.2	NO	0.991	NO	MM
10	10 180308M1_11	Standard	2500.000	6.51	594113.688	39109.402	2278.661	2373.1	-5.1	NO	0.991	NO	bb



Dataset: F:\Projects\PFAS.PRO\Results\180308M1\180308M1-CRV.qld

Last Altered: Friday, March 09, 2018 14:29:30 Pacific Standard Time

Printed: Friday, March 09, 2018 14:40:52 Pacific Standard Time

**Compound name: N-EtFOSE**

Correlation coefficient:  $r = 0.996696$ ,  $r^2 = 0.993402$

Calibration curve:  $1.14661 * x + -0.0413562$

Response type: Internal Std ( Ref 56 ), Area \* ( IS Conc. / IS Area )

Curve type: Linear, Origin: Exclude, Weighting: 1/x, Axis trans: None

#	Name	Type	Std. Conc	RT	Area	IS Area	Response	Conc.	%Dev	Conc. Flag	CoD	CoD Flag	x=excluded
1	1 180308M1_2	Standard	1.250	6.66	370.031	33472.453	1.658	1.5	18.6	NO	0.993	NO	bb
2	2 180308M1_3	Standard	2.500	6.65	717.189	39242.469	2.741	2.4	-2.9	NO	0.993	NO	bb
3	3 180308M1_4	Standard	5.000	6.65	1336.846	40839.688	4.910	4.3	-13.6	NO	0.993	NO	bb
4	4 180308M1_5	Standard	10.000	6.65	2734.920	34625.344	11.848	10.4	3.7	NO	0.993	NO	bb
5	5 180308M1_6	Standard	25.000	6.66	6824.539	36972.203	27.688	24.2	-3.3	NO	0.993	NO	bb
6	6 180308M1_7	Standard	50.000	6.65	16118.643	38223.473	63.254	55.2	10.4	NO	0.993	NO	bb
7	7 180308M1_8	Standard	250.000	6.65	66331.938	38351.801	259.435	226.3	-9.5	NO	0.993	NO	bb
8	8 180308M1_9	Standard	500.000	6.65	124843.859	37369.086	501.125	437.1	-12.6	NO	0.993	NO	bb
9	9 180308M1_10	Standard	1250.000	6.65	369197.625	34552.855	1602.752	1397.9	11.8	NO	0.993	NO	MM
10	10 180308M1_11	Standard	2500.000	6.65	607017.188	32618.758	2791.418	2434.5	-2.6	NO	0.993	NO	MM

**Compound name: 13C3-PFBA**

Response Factor: 0.803707

RRF SD: 0.0483909, Relative SD: 6.02096

Response type: Internal Std ( Ref 57 ), Area \* ( IS Conc. / IS Area )

Curve type: RF

#	Name	Type	Std. Conc	RT	Area	IS Area	Response	Conc.	%Dev	Conc. Flag	CoD	CoD Flag	x=excluded
1	1 180308M1_2	Standard	12.500	1.41	9880.337	12366.164	9.987	12.4	-0.6	NO		NO	MM
2	2 180308M1_3	Standard	12.500	1.41	10306.935	12717.949	10.130	12.6	0.8	NO		NO	MM
3	3 180308M1_4	Standard	12.500	1.41	10226.416	12056.162	10.603	13.2	5.5	NO		NO	MM
4	4 180308M1_5	Standard	12.500	1.41	10376.809	11564.728	11.216	14.0	11.6	NO		NO	MM
5	5 180308M1_6	Standard	12.500	1.41	9505.013	11951.947	9.941	12.4	-1.0	NO		NO	MM
6	6 180308M1_7	Standard	12.500	1.41	10541.197	12898.536	10.215	12.7	1.7	NO		NO	MM
7	7 180308M1_8	Standard	12.500	1.41	9227.795	12139.573	9.502	11.8	-5.4	NO		NO	MM
8	8 180308M1_9	Standard	12.500	1.41	9798.551	11905.085	10.288	12.8	2.4	NO		NO	MM
9	9 180308M1_10	Standard	12.500	1.40	9358.109	12843.540	9.108	11.3	-9.3	NO		NO	MM
10	10 180308M1_11	Standard	12.500	1.41	8606.938	11357.398	9.473	11.8	-5.7	NO		NO	MM



Dataset: F:\Projects\PFAS.PRO\Results\180308M1\180308M1-CRV.qld

Last Altered: Friday, March 09, 2018 14:29:30 Pacific Standard Time

Printed: Friday, March 09, 2018 14:40:52 Pacific Standard Time

**Compound name: 13C3-PFPeA**

Response Factor: 0.815323

RRF SD: 0.0245891, Relative SD: 3.01587

Response type: Internal Std ( Ref 58 ), Area \* ( IS Conc. / IS Area )

Curve type: RF

	# Name	Type	Std. Conc	RT	Area	IS Area	Response	Conc.	%Dev	Conc. Flag	CoD	CoD Flag	x=excluded
1	1 180308M1_2	Standard	12.500	2.38	27278.668	33530.727	10.169	12.5	-0.2	NO		NO	bb
2	2 180308M1_3	Standard	12.500	2.38	26681.146	32473.768	10.270	12.6	0.8	NO		NO	bb
3	3 180308M1_4	Standard	12.500	2.38	28207.617	32771.945	10.759	13.2	5.6	NO		NO	bb
4	4 180308M1_5	Standard	12.500	2.38	26571.523	34298.977	9.684	11.9	-5.0	NO		NO	bd
5	5 180308M1_6	Standard	12.500	2.38	27239.578	33844.563	10.061	12.3	-1.3	NO		NO	bb
6	6 180308M1_7	Standard	12.500	2.38	28239.518	34273.211	10.299	12.6	1.1	NO		NO	bb
7	7 180308M1_8	Standard	12.500	2.38	26805.947	32014.451	10.466	12.8	2.7	NO		NO	bb
8	8 180308M1_9	Standard	12.500	2.38	25582.283	31895.895	10.026	12.3	-1.6	NO		NO	bb
9	9 180308M1_10	Standard	12.500	2.38	25145.662	30438.127	10.327	12.7	1.3	NO		NO	bb
10	10 180308M1_11	Standard	12.500	2.38	23259.852	29504.236	9.854	12.1	-3.3	NO		NO	bb

**Compound name: 13C3-PFBS**

Response Factor: 0.0959891

RRF SD: 0.00451057, Relative SD: 4.69905

Response type: Internal Std ( Ref 58 ), Area \* ( IS Conc. / IS Area )

Curve type: RF

	# Name	Type	Std. Conc	RT	Area	IS Area	Response	Conc.	%Dev	Conc. Flag	CoD	CoD Flag	x=excluded
1	1 180308M1_2	Standard	12.500	2.65	3211.970	33530.727	1.197	12.5	-0.2	NO		NO	bb
2	2 180308M1_3	Standard	12.500	2.65	3145.550	32473.768	1.211	12.6	0.9	NO		NO	bb
3	3 180308M1_4	Standard	12.500	2.65	3406.804	32771.945	1.299	13.5	8.3	NO		NO	bb
4	4 180308M1_5	Standard	12.500	2.65	3059.845	34298.977	1.115	11.6	-7.1	NO		NO	bb
5	5 180308M1_6	Standard	12.500	2.65	3384.696	33844.563	1.250	13.0	4.2	NO		NO	bb
6	6 180308M1_7	Standard	12.500	2.65	3394.068	34273.211	1.238	12.9	3.2	NO		NO	bb
7	7 180308M1_8	Standard	12.500	2.65	3144.866	32014.451	1.228	12.8	2.3	NO		NO	bb
8	8 180308M1_9	Standard	12.500	2.65	2936.699	31895.895	1.151	12.0	-4.1	NO		NO	bb
9	9 180308M1_10	Standard	12.500	2.65	2831.281	30438.127	1.163	12.1	-3.1	NO		NO	bb
10	10 180308M1_11	Standard	12.500	2.65	2705.858	29504.236	1.146	11.9	-4.5	NO		NO	bb

Dataset: F:\Projects\PFAS.PRO\Results\180308M1\180308M1-CRV.qld

Last Altered: Friday, March 09, 2018 14:29:30 Pacific Standard Time

Printed: Friday, March 09, 2018 14:40:52 Pacific Standard Time

**Compound name: 13C2-PFHxA**

Response Factor: 0.692471

RRF SD: 0.0267974, Relative SD: 3.86983

Response type: Internal Std ( Ref 58 ), Area \* ( IS Conc. / IS Area )

Curve type: RF

	# Name	Type	Std. Conc	RT	Area	IS Area	Response	Conc.	%Dev	Conc. Flag	CoD	CoD Flag	x=excluded
1	1 180308M1_2	Standard	5.000	3.15	9041.824	33530.727	3.371	4.9	-2.6	NO		NO	bb
2	2 180308M1_3	Standard	5.000	3.15	8810.847	32473.768	3.392	4.9	-2.0	NO		NO	bb
3	3 180308M1_4	Standard	5.000	3.15	9619.867	32771.945	3.669	5.3	6.0	NO		NO	bb
4	4 180308M1_5	Standard	5.000	3.15	8909.001	34298.977	3.247	4.7	-6.2	NO		NO	bb
5	5 180308M1_6	Standard	5.000	3.15	9134.928	33844.563	3.374	4.9	-2.6	NO		NO	bb
6	6 180308M1_7	Standard	5.000	3.15	9373.883	34273.211	3.419	4.9	-1.3	NO		NO	bb
7	7 180308M1_8	Standard	5.000	3.15	8960.775	32014.451	3.499	5.1	1.1	NO		NO	bb
8	8 180308M1_9	Standard	5.000	3.15	9059.661	31895.895	3.550	5.1	2.5	NO		NO	bb
9	9 180308M1_10	Standard	5.000	3.15	8915.954	30438.127	3.662	5.3	5.8	NO		NO	bb
10	10 180308M1_11	Standard	5.000	3.15	8123.958	29504.236	3.442	5.0	-0.6	NO		NO	bb

**Compound name: 13C4-PFHpA**

Response Factor: 0.659335

RRF SD: 0.0297834, Relative SD: 4.51719

Response type: Internal Std ( Ref 58 ), Area \* ( IS Conc. / IS Area )

Curve type: RF

	# Name	Type	Std. Conc	RT	Area	IS Area	Response	Conc.	%Dev	Conc. Flag	CoD	CoD Flag	x=excluded
1	1 180308M1_2	Standard	12.500	3.77	20279.656	33530.727	7.560	11.5	-8.3	NO		NO	bb
2	2 180308M1_3	Standard	12.500	3.77	22354.891	32473.768	8.605	13.1	4.4	NO		NO	bb
3	3 180308M1_4	Standard	12.500	3.77	22508.414	32771.945	8.585	13.0	4.2	NO		NO	bb
4	4 180308M1_5	Standard	12.500	3.77	21775.881	34298.977	7.936	12.0	-3.7	NO		NO	bb
5	5 180308M1_6	Standard	12.500	3.77	21999.148	33844.563	8.125	12.3	-1.4	NO		NO	bb
6	6 180308M1_7	Standard	12.500	3.76	22155.139	34273.211	8.080	12.3	-2.0	NO		NO	bb
7	7 180308M1_8	Standard	12.500	3.77	21399.975	32014.451	8.356	12.7	1.4	NO		NO	bb
8	8 180308M1_9	Standard	12.500	3.77	20618.207	31895.895	8.080	12.3	-2.0	NO		NO	bb
9	9 180308M1_10	Standard	12.500	3.76	21531.459	30438.127	8.842	13.4	7.3	NO		NO	bb
10	10 180308M1_11	Standard	12.500	3.76	19465.381	29504.236	8.247	12.5	0.1	NO		NO	bb

Dataset: F:\Projects\PFAS.PRO\Results\180308M1\180308M1-CRV.qld

Last Altered: Friday, March 09, 2018 14:29:30 Pacific Standard Time

Printed: Friday, March 09, 2018 14:40:52 Pacific Standard Time

**Compound name: 18O2-PFHxS**

Response Factor: 0.380088

RRF SD: 0.0222823, Relative SD: 5.86239

Response type: Internal Std ( Ref 59 ), Area \* ( IS Conc. / IS Area )

Curve type: RF

	# Name	Type	Std. Conc	RT	Area	IS Area	Response	Conc.	%Dev	Conc. Flag	CoD	CoD Flag	x=excluded
1	1 180308M1_2	Standard	12.500	3.92	2285.547	6328.001	4.515	11.9	-5.0	NO		NO	bb
2	2 180308M1_3	Standard	12.500	3.91	2339.109	6396.048	4.571	12.0	-3.8	NO		NO	bb
3	3 180308M1_4	Standard	12.500	3.92	2595.987	7103.109	4.568	12.0	-3.8	NO		NO	bb
4	4 180308M1_5	Standard	12.500	3.92	2640.169	6618.546	4.986	13.1	5.0	NO		NO	bb
5	5 180308M1_6	Standard	12.500	3.91	2445.998	6445.502	4.744	12.5	-0.2	NO		NO	bb
6	6 180308M1_7	Standard	12.500	3.92	2614.748	6369.894	5.131	13.5	8.0	NO		NO	bb
7	7 180308M1_8	Standard	12.500	3.92	2491.378	6641.655	4.689	12.3	-1.3	NO		NO	bb
8	8 180308M1_9	Standard	12.500	3.92	2380.475	6802.183	4.374	11.5	-7.9	NO		NO	bb
9	9 180308M1_10	Standard	12.500	3.91	2267.147	5419.153	5.229	13.8	10.1	NO		NO	bb
10	10 180308M1_11	Standard	12.500	3.92	2125.834	5650.682	4.703	12.4	-1.0	NO		NO	bb

**Compound name: 13C2-6:2 FTS**

Response Factor: 0.244513

RRF SD: 0.0327772, Relative SD: 13.4051

Response type: Internal Std ( Ref 60 ), Area \* ( IS Conc. / IS Area )

Curve type: RF

	# Name	Type	Std. Conc	RT	Area	IS Area	Response	Conc.	%Dev	Conc. Flag	CoD	CoD Flag	x=excluded
1	1 180308M1_2	Standard	12.500	4.24	6497.386	29532.229	2.750	11.2	-10.0	NO		NO	bb
2	2 180308M1_3	Standard	12.500	4.24	7635.310	29344.230	3.252	13.3	6.4	NO		NO	bb
3	3 180308M1_4	Standard	12.500	4.24	6363.185	30876.105	2.576	10.5	-15.7	NO		NO	bb
4	4 180308M1_5	Standard	12.500	4.24	7397.933	31287.445	2.956	12.1	-3.3	NO		NO	bb
5	5 180308M1_6	Standard	12.500	4.24	6974.284	30568.318	2.852	11.7	-6.7	NO		NO	bb
6	6 180308M1_7	Standard	12.500	4.24	7132.498	31153.252	2.862	11.7	-6.4	NO		NO	bb
7	7 180308M1_8	Standard	12.500	4.24	8312.033	31026.840	3.349	13.7	9.6	NO		NO	bb
8	8 180308M1_9	Standard	12.500	4.24	8917.369	28919.182	3.854	15.8	26.1	NO		NO	bb
9	9 180308M1_10	Standard	12.500	4.24	11441.026	27691.957	5.164	21.1	69.0	NO		NO	bbX
10	10 180308M1_11	Standard	12.500	4.24	14244.690	25145.061	7.081	29.0	131.7	NO		NO	bbX

Dataset: F:\Projects\PFAS.PRO\Results\180308M1\180308M1-CRV.qld

Last Altered: Friday, March 09, 2018 14:29:30 Pacific Standard Time  
 Printed: Friday, March 09, 2018 14:40:52 Pacific Standard Time

**Compound name: 13C2-PFOA**

Response Factor: 1.03154

RRF SD: 0.0457698, Relative SD: 4.43704

Response type: Internal Std ( Ref 60 ), Area \* ( IS Conc. / IS Area )

Curve type: RF

	# Name	Type	Std. Conc	RT	Area	IS Area	Response	Conc.	%Dev	Conc. Flag	CoD	CoD Flag	x=excluded
1	1 180308M1_2	Standard	12.500	4.30	30634.826	29532.229	12.967	12.6	0.6	NO		NO	bb
2	2 180308M1_3	Standard	12.500	4.29	29633.035	29344.230	12.623	12.2	-2.1	NO		NO	bb
3	3 180308M1_4	Standard	12.500	4.30	34064.504	30876.105	13.791	13.4	7.0	NO		NO	bb
4	4 180308M1_5	Standard	12.500	4.30	29184.070	31287.445	11.660	11.3	-9.6	NO		NO	bb
5	5 180308M1_6	Standard	12.500	4.29	32601.408	30568.318	13.331	12.9	3.4	NO		NO	bb
6	6 180308M1_7	Standard	12.500	4.29	32770.887	31153.252	13.149	12.7	2.0	NO		NO	bb
7	7 180308M1_8	Standard	12.500	4.29	32357.625	31026.840	13.036	12.6	1.1	NO		NO	bb
8	8 180308M1_9	Standard	12.500	4.29	29901.172	28919.182	12.924	12.5	0.2	NO		NO	bb
9	9 180308M1_10	Standard	12.500	4.29	28918.041	27691.957	13.053	12.7	1.2	NO		NO	bb
10	10 180308M1_11	Standard	12.500	4.29	24959.498	25145.061	12.408	12.0	-3.8	NO		NO	bb

**Compound name: 13C5-PFNA**

Response Factor: 0.935879

RRF SD: 0.114368, Relative SD: 12.2204

Response type: Internal Std ( Ref 61 ), Area \* ( IS Conc. / IS Area )

Curve type: RF

	# Name	Type	Std. Conc	RT	Area	IS Area	Response	Conc.	%Dev	Conc. Flag	CoD	CoD Flag	x=excluded
1	1 180308M1_2	Standard	12.500	4.74	29761.158	27757.252	13.402	14.3	14.6	NO		NO	bb
2	2 180308M1_3	Standard	12.500	4.73	28752.406	28197.336	12.746	13.6	9.0	NO		NO	bb
3	3 180308M1_4	Standard	12.500	4.73	27190.627	34649.688	9.809	10.5	-16.2	NO		NO	bb
4	4 180308M1_5	Standard	12.500	4.74	26923.830	34381.074	9.789	10.5	-16.3	NO		NO	bb
5	5 180308M1_6	Standard	12.500	4.74	29486.375	29208.711	12.619	13.5	7.9	NO		NO	bb
6	6 180308M1_7	Standard	12.500	4.73	31132.350	28130.469	13.834	14.8	18.3	NO		NO	bb
7	7 180308M1_8	Standard	12.500	4.73	29991.277	32308.910	11.603	12.4	-0.8	NO		NO	bb
8	8 180308M1_9	Standard	12.500	4.74	30423.777	33553.211	11.334	12.1	-3.1	NO		NO	bb
9	9 180308M1_10	Standard	12.500	4.73	27847.869	30570.023	11.387	12.2	-2.7	NO		NO	bb
10	10 180308M1_11	Standard	12.500	4.73	25554.303	30534.064	10.461	11.2	-10.6	NO		NO	bb

Dataset: F:\Projects\PFAS.PRO\Results\180308M1\180308M1-CRV.qld

Last Altered: Friday, March 09, 2018 14:29:30 Pacific Standard Time

Printed: Friday, March 09, 2018 14:40:52 Pacific Standard Time

**Compound name: 13C8-PFOA**

Response Factor: 0.188056

RRF SD: 0.0222855, Relative SD: 11.8505

Response type: Internal Std ( Ref 64 ), Area \* ( IS Conc. / IS Area )

Curve type: RF

	# Name	Type	Std. Conc	RT	Area	IS Area	Response	Conc.	%Dev	Conc. Flag	CoD	CoD Flag	x=excluded
1	1 180308M1_2	Standard	12.500	4.81	6663.925	31517.256	2.643	14.1	12.4	NO		NO	bb
2	2 180308M1_3	Standard	12.500	4.80	5794.191	38431.270	1.885	10.0	-19.8	NO		NO	bb
3	3 180308M1_4	Standard	12.500	4.80	6667.729	34721.922	2.400	12.8	2.1	NO		NO	bb
4	4 180308M1_5	Standard	12.500	4.81	6903.134	37544.945	2.298	12.2	-2.2	NO		NO	bb
5	5 180308M1_6	Standard	12.500	4.80	6500.090	30689.678	2.648	14.1	12.6	NO		NO	bb
6	6 180308M1_7	Standard	12.500	4.80	6061.322	33813.867	2.241	11.9	-4.7	NO		NO	bb
7	7 180308M1_8	Standard	12.500	4.80	6600.138	30237.736	2.728	14.5	16.1	NO		NO	bb
8	8 180308M1_9	Standard	12.500	4.80	5521.939	35066.559	1.968	10.5	-16.3	NO		NO	bb
9	9 180308M1_10	Standard	12.500	4.80	5686.337	29930.959	2.375	12.6	1.0	NO		NO	bb
10	10 180308M1_11	Standard	12.500	4.80	4977.786	26809.066	2.321	12.3	-1.3	NO		NO	bb

**Compound name: 13C8-PFOS**

Response Factor: 0.936535

RRF SD: 0.0811536, Relative SD: 8.6653

Response type: Internal Std ( Ref 62 ), Area \* ( IS Conc. / IS Area )

Curve type: RF

	# Name	Type	Std. Conc	RT	Area	IS Area	Response	Conc.	%Dev	Conc. Flag	CoD	CoD Flag	x=excluded
1	1 180308M1_2	Standard	12.500	4.82	6989.202	6869.330	12.718	13.6	8.6	NO		NO	bb
2	2 180308M1_3	Standard	12.500	4.82	5683.333	7177.788	9.897	10.6	-15.5	NO		NO	bb
3	3 180308M1_4	Standard	12.500	4.82	6579.668	6636.754	12.392	13.2	5.9	NO		NO	bb
4	4 180308M1_5	Standard	12.500	4.82	5809.534	6769.370	10.728	11.5	-8.4	NO		NO	bb
5	5 180308M1_6	Standard	12.500	4.82	6218.743	6423.824	12.101	12.9	3.4	NO		NO	bb
6	6 180308M1_7	Standard	12.500	4.82	6661.652	7079.317	11.763	12.6	0.5	NO		NO	bb
7	7 180308M1_8	Standard	12.500	4.82	6482.073	6854.906	11.820	12.6	1.0	NO		NO	bb
8	8 180308M1_9	Standard	12.500	4.82	6660.567	6333.523	13.145	14.0	12.3	NO		NO	bb
9	9 180308M1_10	Standard	12.500	4.82	6100.129	6400.069	11.914	12.7	1.8	NO		NO	bb
10	10 180308M1_11	Standard	12.500	4.82	5025.559	5933.105	10.588	11.3	-9.6	NO		NO	bb

Dataset: F:\Projects\PFAS.PRO\Results\180308M1\180308M1-CRV.qld

Last Altered: Friday, March 09, 2018 14:29:30 Pacific Standard Time

Printed: Friday, March 09, 2018 14:40:52 Pacific Standard Time

**Compound name: 13C2-PFDA**

Response Factor: 1.01994

RRF SD: 0.0875844, Relative SD: 8.58719

Response type: Internal Std ( Ref 63 ), Area \* ( IS Conc. / IS Area )

Curve type: RF

	# Name	Type	Std. Conc	RT	Area	IS Area	Response	Conc.	%Dev	Conc. Flag	CoD	CoD Flag	x=excluded
1	1 180308M1_2	Standard	12.500	5.11	34402.496	30459.977	14.118	13.8	10.7	NO		NO	bb
2	2 180308M1_3	Standard	12.500	5.11	27098.705	22909.549	14.786	14.5	16.0	NO		NO	bb
3	3 180308M1_4	Standard	12.500	5.11	31493.148	30931.582	12.727	12.5	-0.2	NO		NO	bb
4	4 180308M1_5	Standard	12.500	5.11	31648.158	33246.172	11.899	11.7	-6.7	NO		NO	bb
5	5 180308M1_6	Standard	12.500	5.11	27915.969	28874.625	12.085	11.8	-5.2	NO		NO	bb
6	6 180308M1_7	Standard	12.500	5.11	30488.313	27882.834	13.668	13.4	7.2	NO		NO	bb
7	7 180308M1_8	Standard	12.500	5.11	29265.146	28902.939	12.657	12.4	-0.7	NO		NO	bb
8	8 180308M1_9	Standard	12.500	5.11	24153.830	26189.865	11.528	11.3	-9.6	NO		NO	bb
9	9 180308M1_10	Standard	12.500	5.11	25686.570	27401.047	11.718	11.5	-8.1	NO		NO	bb
10	10 180308M1_11	Standard	12.500	5.11	25719.910	26122.496	12.307	12.1	-3.5	NO		NO	bb

**Compound name: 13C2-8:2 FTS**

Response Factor: 0.134956

RRF SD: 0.0174057, Relative SD: 12.8973

Response type: Internal Std ( Ref 58 ), Area \* ( IS Conc. / IS Area )

Curve type: RF

	# Name	Type	Std. Conc	RT	Area	IS Area	Response	Conc.	%Dev	Conc. Flag	CoD	CoD Flag	x=excluded
1	1 180308M1_2	Standard	12.500	5.09	4097.296	33530.727	1.527	11.3	-9.5	NO		NO	bb
2	2 180308M1_3	Standard	12.500	5.08	4502.725	32473.768	1.733	12.8	2.7	NO		NO	bb
3	3 180308M1_4	Standard	12.500	5.09	3381.413	32771.945	1.290	9.6	-23.5	NO		NO	bb
4	4 180308M1_5	Standard	12.500	5.09	4707.978	34298.977	1.716	12.7	1.7	NO		NO	bb
5	5 180308M1_6	Standard	12.500	5.08	5317.930	33844.563	1.964	14.6	16.4	NO		NO	bb
6	6 180308M1_7	Standard	12.500	5.08	4926.992	34273.211	1.797	13.3	6.5	NO		NO	bb
7	7 180308M1_8	Standard	12.500	5.08	4562.528	32014.451	1.781	13.2	5.6	NO		NO	bb
8	8 180308M1_9	Standard	12.500	5.09	6648.287	31895.895	2.605	19.3	54.4	NO		NO	bbX
9	9 180308M1_10	Standard	12.500	5.08	7807.730	30438.127	3.206	23.8	90.1	NO		NO	bbX
10	10 180308M1_11	Standard	12.500	5.08	10632.125	29504.236	4.504	33.4	167.0	NO		NO	bbX

Dataset: F:\Projects\PFAS.PRO\Results\180308M1\180308M1-CRV.qld

Last Altered: Friday, March 09, 2018 14:29:30 Pacific Standard Time

Printed: Friday, March 09, 2018 14:40:52 Pacific Standard Time

**Compound name: d3-N-MeFOSAA**

Response Factor: 0.405344

RRF SD: 0.0406741, Relative SD: 10.0345

Response type: Internal Std ( Ref 64 ), Area \* ( IS Conc. / IS Area )

Curve type: RF

	# Name	Type	Std. Conc	RT	Area	IS Area	Response	Conc.	%Dev	Conc. Flag	CoD	CoD Flag	x=excluded
1	1 180308M1_2	Standard	12.500	5.27	13125.429	31517.256	5.206	12.8	2.7	NO		NO	bb
2	2 180308M1_3	Standard	12.500	5.26	13378.775	38431.270	4.352	10.7	-14.1	NO		NO	bb
3	3 180308M1_4	Standard	12.500	5.27	14383.542	34721.922	5.178	12.8	2.2	NO		NO	bb
4	4 180308M1_5	Standard	12.500	5.27	14060.555	37544.945	4.681	11.5	-7.6	NO		NO	bb
5	5 180308M1_6	Standard	12.500	5.27	14903.680	30689.678	6.070	15.0	19.8	NO		NO	bb
6	6 180308M1_7	Standard	12.500	5.26	13429.088	33813.867	4.964	12.2	-2.0	NO		NO	bb
7	7 180308M1_8	Standard	12.500	5.26	13158.495	30237.736	5.440	13.4	7.4	NO		NO	bb
8	8 180308M1_9	Standard	12.500	5.26	12673.192	35066.559	4.518	11.1	-10.8	NO		NO	bb
9	9 180308M1_10	Standard	12.500	5.26	11588.450	29930.959	4.840	11.9	-4.5	NO		NO	bb
10	10 180308M1_11	Standard	12.500	5.26	11624.398	26809.066	5.420	13.4	7.0	NO		NO	bb

**Compound name: d5-N-EtFOSAA**

Response Factor: 0.447328

RRF SD: 0.0447352, Relative SD: 10.0005

Response type: Internal Std ( Ref 64 ), Area \* ( IS Conc. / IS Area )

Curve type: RF

	# Name	Type	Std. Conc	RT	Area	IS Area	Response	Conc.	%Dev	Conc. Flag	CoD	CoD Flag	x=excluded
1	1 180308M1_2	Standard	12.500	5.43	14681.991	31517.256	5.823	13.0	4.1	NO		NO	bb
2	2 180308M1_3	Standard	12.500	5.42	15203.945	38431.270	4.945	11.1	-11.6	NO		NO	bb
3	3 180308M1_4	Standard	12.500	5.42	16173.745	34721.922	5.823	13.0	4.1	NO		NO	bb
4	4 180308M1_5	Standard	12.500	5.42	14445.989	37544.945	4.810	10.8	-14.0	NO		NO	bb
5	5 180308M1_6	Standard	12.500	5.42	15067.757	30689.678	6.137	13.7	9.8	NO		NO	bb
6	6 180308M1_7	Standard	12.500	5.42	16289.974	33813.867	6.022	13.5	7.7	NO		NO	bb
7	7 180308M1_8	Standard	12.500	5.42	15699.455	30237.736	6.490	14.5	16.1	NO		NO	bb
8	8 180308M1_9	Standard	12.500	5.42	15094.558	35066.559	5.381	12.0	-3.8	NO		NO	bb
9	9 180308M1_10	Standard	12.500	5.42	13090.498	29930.959	5.467	12.2	-2.2	NO		NO	bb
10	10 180308M1_11	Standard	12.500	5.42	10764.261	26809.066	5.019	11.2	-10.2	NO		NO	bb

Dataset: F:\Projects\PFAS.PRO\Results\180308M1\180308M1-CRV.qld

Last Altered: Friday, March 09, 2018 14:29:30 Pacific Standard Time

Printed: Friday, March 09, 2018 14:40:52 Pacific Standard Time

**Compound name: 13C2-PFUDa**

Response Factor: 0.955564

RRF SD: 0.0836186, Relative SD: 8.75071

Response type: Internal Std ( Ref 64 ), Area \* ( IS Conc. / IS Area )

Curve type: RF

#	Name	Type	Std. Conc	RT	Area	IS Area	Response	Conc.	%Dev	Conc. Flag	CoD	CoD Flag	x=excluded
1	1 180308M1_2	Standard	12.500	5.44	28478.701	31517.256	11.295	11.8	-5.4	NO		NO	bb
2	2 180308M1_3	Standard	12.500	5.44	31847.699	38431.270	10.359	10.8	-13.3	NO		NO	bb
3	3 180308M1_4	Standard	12.500	5.44	36488.691	34721.922	13.136	13.7	10.0	NO		NO	bb
4	4 180308M1_5	Standard	12.500	5.44	32072.229	37544.945	10.678	11.2	-10.6	NO		NO	bb
5	5 180308M1_6	Standard	12.500	5.44	30135.527	30689.678	12.274	12.8	2.8	NO		NO	bb
6	6 180308M1_7	Standard	12.500	5.44	34439.348	33813.867	12.731	13.3	6.6	NO		NO	bb
7	7 180308M1_8	Standard	12.500	5.44	28010.748	30237.736	11.579	12.1	-3.1	NO		NO	bb
8	8 180308M1_9	Standard	12.500	5.44	31599.715	35066.559	11.264	11.8	-5.7	NO		NO	bb
9	9 180308M1_10	Standard	12.500	5.44	30946.510	29930.959	12.924	13.5	8.2	NO		NO	bb
10	10 180308M1_11	Standard	12.500	5.44	28320.604	26809.066	13.205	13.8	10.6	NO		NO	bb

**Compound name: 13C2-PFDoA**

Response Factor: 0.794638

RRF SD: 0.0923907, Relative SD: 11.6268

Response type: Internal Std ( Ref 64 ), Area \* ( IS Conc. / IS Area )

Curve type: RF

#	Name	Type	Std. Conc	RT	Area	IS Area	Response	Conc.	%Dev	Conc. Flag	CoD	CoD Flag	x=excluded
1	1 180308M1_2	Standard	12.500	5.73	29482.148	31517.256	11.693	14.7	17.7	NO		NO	bb
2	2 180308M1_3	Standard	12.500	5.72	25548.982	38431.270	8.310	10.5	-16.3	NO		NO	bb
3	3 180308M1_4	Standard	12.500	5.72	25346.350	34721.922	9.125	11.5	-8.1	NO		NO	bb
4	4 180308M1_5	Standard	12.500	5.73	27542.502	37544.945	9.170	11.5	-7.7	NO		NO	bb
5	5 180308M1_6	Standard	12.500	5.73	26086.221	30689.678	10.625	13.4	7.0	NO		NO	bb
6	6 180308M1_7	Standard	12.500	5.73	28539.572	33813.867	10.550	13.3	6.2	NO		NO	bb
7	7 180308M1_8	Standard	12.500	5.72	26943.840	30237.736	11.138	14.0	12.1	NO		NO	bb
8	8 180308M1_9	Standard	12.500	5.72	23557.316	35066.559	8.397	10.6	-15.5	NO		NO	bb
9	9 180308M1_10	Standard	12.500	5.72	23462.537	29930.959	9.799	12.3	-1.4	NO		NO	bb
10	10 180308M1_11	Standard	12.500	5.72	22568.461	26809.066	10.523	13.2	5.9	NO		NO	bb



Dataset: F:\Projects\PFAS.PRO\Results\180308M1\180308M1-CRV.qld

Last Altered: Friday, March 09, 2018 14:29:30 Pacific Standard Time

Printed: Friday, March 09, 2018 14:40:52 Pacific Standard Time

**Compound name: d3-N-MeFOSA**

Response Factor: 0.0953449

RRF SD: 0.00766987, Relative SD: 8.04434

Response type: Internal Std ( Ref 64 ), Area \* ( IS Conc. / IS Area )

Curve type: RF

	# Name	Type	Std. Conc	RT	Area	IS Area	Response	Conc.	%Dev	Conc. Flag	CoD	CoD Flag	x=excluded
1	1 180308M1_2	Standard	150.000	5.98	37617.121	31517.256	14.919	156.5	4.3	NO		NO	bb
2	2 180308M1_3	Standard	150.000	5.98	38171.965	38431.270	12.416	130.2	-13.2	NO		NO	bb
3	3 180308M1_4	Standard	150.000	5.98	39229.164	34721.922	14.123	148.1	-1.3	NO		NO	bb
4	4 180308M1_5	Standard	150.000	5.98	38228.488	37544.945	12.728	133.5	-11.0	NO		NO	bb
5	5 180308M1_6	Standard	150.000	5.98	38767.117	30689.678	15.790	165.6	10.4	NO		NO	bb
6	6 180308M1_7	Standard	150.000	5.98	38903.512	33813.867	14.381	150.8	0.6	NO		NO	bb
7	7 180308M1_8	Standard	150.000	5.98	36158.734	30237.736	14.948	156.8	4.5	NO		NO	bb
8	8 180308M1_9	Standard	150.000	5.98	37316.363	35066.559	13.302	139.5	-7.0	NO		NO	bb
9	9 180308M1_10	Standard	150.000	5.98	35667.297	29930.959	14.896	156.2	4.2	NO		NO	bb
10	10 180308M1_11	Standard	150.000	5.98	33276.348	26809.066	15.515	162.7	8.5	NO		NO	MM

**Compound name: 13C2-PFTeDA**

Response Factor: 0.475297

RRF SD: 0.0537153, Relative SD: 11.3014

Response type: Internal Std ( Ref 64 ), Area \* ( IS Conc. / IS Area )

Curve type: RF

	# Name	Type	Std. Conc	RT	Area	IS Area	Response	Conc.	%Dev	Conc. Flag	CoD	CoD Flag	x=excluded
1	1 180308M1_2	Standard	12.500	6.20	17542.914	31517.256	6.958	14.6	17.1	NO		NO	bb
2	2 180308M1_3	Standard	12.500	6.20	15671.647	38431.270	5.097	10.7	-14.2	NO		NO	bb
3	3 180308M1_4	Standard	12.500	6.20	16139.982	34721.922	5.810	12.2	-2.2	NO		NO	bb
4	4 180308M1_5	Standard	12.500	6.20	15550.713	37544.945	5.177	10.9	-12.9	NO		NO	bb
5	5 180308M1_6	Standard	12.500	6.20	16116.774	30689.678	6.564	13.8	10.5	NO		NO	bb
6	6 180308M1_7	Standard	12.500	6.20	14601.577	33813.867	5.398	11.4	-9.1	NO		NO	bb
7	7 180308M1_8	Standard	12.500	6.20	14146.678	30237.736	5.848	12.3	-1.6	NO		NO	bb
8	8 180308M1_9	Standard	12.500	6.20	15304.513	35066.559	5.456	11.5	-8.2	NO		NO	bb
9	9 180308M1_10	Standard	12.500	6.20	16017.137	29930.959	6.689	14.1	12.6	NO		NO	bb
10	10 180308M1_11	Standard	12.500	6.20	13756.952	26809.066	6.414	13.5	8.0	NO		NO	bb

Dataset: F:\Projects\PFAS.PRO\Results\180308M1\180308M1-CRV.qld

Last Altered: Friday, March 09, 2018 14:29:30 Pacific Standard Time

Printed: Friday, March 09, 2018 14:40:52 Pacific Standard Time

**Compound name: d5-N-ETFOSA**

Response Factor: 0.124197

RRF SD: 0.00993657, Relative SD: 8.00064

Response type: Internal Std ( Ref 64 ), Area \* ( IS Conc. / IS Area )

Curve type: RF

	# Name	Type	Std. Conc	RT	Area	IS Area	Response	Conc.	%Dev	Conc. Flag	CoD	CoD Flag	x=excluded
1	1 180308M1_2	Standard	150.000	6.38	49442.918	31517.256	19.609	157.9	5.3	NO		NO	bb
2	2 180308M1_3	Standard	150.000	6.38	49603.996	38431.270	16.134	129.9	-13.4	NO		NO	bb
3	3 180308M1_4	Standard	150.000	6.38	52062.164	34721.922	18.743	150.9	0.6	NO		NO	bb
4	4 180308M1_5	Standard	150.000	6.38	50614.180	37544.945	16.851	135.7	-9.5	NO		NO	bb
5	5 180308M1_6	Standard	150.000	6.38	50892.574	30689.678	20.729	166.9	11.3	NO		NO	bb
6	6 180308M1_7	Standard	150.000	6.38	51969.328	33813.867	19.212	154.7	3.1	NO		NO	bb
7	7 180308M1_8	Standard	150.000	6.38	48784.801	30237.736	20.167	162.4	8.3	NO		NO	bb
8	8 180308M1_9	Standard	150.000	6.38	48181.000	35066.559	17.175	138.3	-7.8	NO		NO	bb
9	9 180308M1_10	Standard	150.000	6.38	44152.875	29930.959	18.439	148.5	-1.0	NO		NO	bb
10	10 180308M1_11	Standard	150.000	6.38	41257.770	26809.066	19.237	154.9	3.3	NO		NO	bb

**Compound name: 13C2-PFHxDA**

Response Factor: 1.16777

RRF SD: 0.147678, Relative SD: 12.6461

Response type: Internal Std ( Ref 64 ), Area \* ( IS Conc. / IS Area )

Curve type: RF

	# Name	Type	Std. Conc	RT	Area	IS Area	Response	Conc.	%Dev	Conc. Flag	CoD	CoD Flag	x=excluded
1	1 180308M1_2	Standard	5.000	6.54	15575.772	31517.256	6.177	5.3	5.8	NO		NO	bb
2	2 180308M1_3	Standard	5.000	6.54	13598.916	38431.270	4.423	3.8	-24.2	NO		NO	bb
3	3 180308M1_4	Standard	5.000	6.54	15860.725	34721.922	5.710	4.9	-2.2	NO		NO	bb
4	4 180308M1_5	Standard	5.000	6.54	16430.404	37544.945	5.470	4.7	-6.3	NO		NO	bb
5	5 180308M1_6	Standard	5.000	6.54	15919.950	30689.678	6.484	5.6	11.1	NO		NO	bb
6	6 180308M1_7	Standard	5.000	6.54	16539.871	33813.867	6.114	5.2	4.7	NO		NO	bb
7	7 180308M1_8	Standard	5.000	6.54	13581.389	30237.736	5.614	4.8	-3.8	NO		NO	bb
8	8 180308M1_9	Standard	5.000	6.54	14306.350	35066.559	5.100	4.4	-12.7	NO		NO	bb
9	9 180308M1_10	Standard	5.000	6.54	15091.248	29930.959	6.303	5.4	7.9	NO		NO	bb
10	10 180308M1_11	Standard	5.000	6.54	14997.500	26809.066	6.993	6.0	19.8	NO		NO	bb

Dataset: F:\Projects\PFAS.PRO\Results\180308M1\180308M1-CRV.qld

Last Altered: Friday, March 09, 2018 14:29:30 Pacific Standard Time

Printed: Friday, March 09, 2018 14:40:52 Pacific Standard Time

**Compound name: d7-N-MeFOSE**

Response Factor: 0.0983651

RRF SD: 0.0119189, Relative SD: 12.117

Response type: Internal Std ( Ref 64 ), Area \* ( IS Conc. / IS Area )

Curve type: RF

	# Name	Type	Std. Conc	RT	Area	IS Area	Response	Conc.	%Dev	Conc. Flag	CoD	CoD Flag	x=excluded
1	1 180308M1_2	Standard	150.000	6.50	37930.766	31517.256	15.044	152.9	2.0	NO		NO	bb
2	2 180308M1_3	Standard	150.000	6.50	44190.324	38431.270	14.373	146.1	-2.6	NO		NO	MM
3	3 180308M1_4	Standard	150.000	6.50	40438.734	34721.922	14.558	148.0	-1.3	NO		NO	bb
4	4 180308M1_5	Standard	150.000	6.50	39620.676	37544.945	13.191	134.1	-10.6	NO		NO	bb
5	5 180308M1_6	Standard	150.000	6.50	32898.316	30689.678	13.400	136.2	-9.2	NO		NO	MM
6	6 180308M1_7	Standard	150.000	6.50	42987.039	33813.867	15.891	161.6	7.7	NO		NO	bb
7	7 180308M1_8	Standard	150.000	6.50	36130.387	30237.736	14.936	151.8	1.2	NO		NO	bb
8	8 180308M1_9	Standard	150.000	6.50	33042.488	35066.559	11.778	119.7	-20.2	NO		NO	MM
9	9 180308M1_10	Standard	150.000	6.49	38650.098	29930.959	16.141	164.1	9.4	NO		NO	MM
10	10 180308M1_11	Standard	150.000	6.50	39109.402	26809.066	18.235	185.4	23.6	NO		NO	bb

**Compound name: d9-N-EtFOSE**

Response Factor: 0.0935152

RRF SD: 0.00870198, Relative SD: 9.30542

Response type: Internal Std ( Ref 64 ), Area \* ( IS Conc. / IS Area )

Curve type: RF

	# Name	Type	Std. Conc	RT	Area	IS Area	Response	Conc.	%Dev	Conc. Flag	CoD	CoD Flag	x=excluded
1	1 180308M1_2	Standard	150.000	6.65	33472.453	31517.256	13.275	142.0	-5.4	NO		NO	MM
2	2 180308M1_3	Standard	150.000	6.64	39242.469	38431.270	12.764	136.5	-9.0	NO		NO	bb
3	3 180308M1_4	Standard	150.000	6.64	40839.688	34721.922	14.702	157.2	4.8	NO		NO	bb
4	4 180308M1_5	Standard	150.000	6.64	34625.344	37544.945	11.528	123.3	-17.8	NO		NO	MM
5	5 180308M1_6	Standard	150.000	6.64	36972.203	30689.678	15.059	161.0	7.4	NO		NO	bb
6	6 180308M1_7	Standard	150.000	6.64	38223.473	33813.867	14.130	151.1	0.7	NO		NO	bb
7	7 180308M1_8	Standard	150.000	6.64	38351.801	30237.736	15.854	169.5	13.0	NO		NO	bb
8	8 180308M1_9	Standard	150.000	6.64	37369.086	35066.559	13.321	142.4	-5.0	NO		NO	bb
9	9 180308M1_10	Standard	150.000	6.64	34552.855	29930.959	14.430	154.3	2.9	NO		NO	bb
10	10 180308M1_11	Standard	150.000	6.64	32618.758	26809.066	15.209	162.6	8.4	NO		NO	bb

Dataset: F:\Projects\PFAS.PRO\Results\180308M1\180308M1-CRV.qld

Last Altered: Friday, March 09, 2018 14:29:30 Pacific Standard Time

Printed: Friday, March 09, 2018 14:40:52 Pacific Standard Time

**Compound name: 13C4-PFBA**

Response Factor: 1

RRF SD: 3.70074e-017, Relative SD: 3.70074e-015

Response type: Internal Std ( Ref 57 ), Area \* ( IS Conc. / IS Area )

Curve type: RF

	# Name	Type	Std. Conc	RT	Area	IS Area	Response	Conc.	%Dev	Conc. Flag	CoD	CoD Flag	x=excluded
1	1 180308M1_2	Standard	12.500	1.40	12366.164	12366.164	12.500	12.5	0.0	NO		NO	MM
2	2 180308M1_3	Standard	12.500	1.41	12717.949	12717.949	12.500	12.5	0.0	NO		NO	MM
3	3 180308M1_4	Standard	12.500	1.40	12056.162	12056.162	12.500	12.5	0.0	NO		NO	MM
4	4 180308M1_5	Standard	12.500	1.40	11564.728	11564.728	12.500	12.5	0.0	NO		NO	MM
5	5 180308M1_6	Standard	12.500	1.41	11951.947	11951.947	12.500	12.5	0.0	NO		NO	MM
6	6 180308M1_7	Standard	12.500	1.41	12898.536	12898.536	12.500	12.5	0.0	NO		NO	MM
7	7 180308M1_8	Standard	12.500	1.41	12139.573	12139.573	12.500	12.5	0.0	NO		NO	MM
8	8 180308M1_9	Standard	12.500	1.41	11905.085	11905.085	12.500	12.5	0.0	NO		NO	MM
9	9 180308M1_10	Standard	12.500	1.40	12843.540	12843.540	12.500	12.5	0.0	NO		NO	MM
10	10 180308M1_11	Standard	12.500	1.41	11357.398	11357.398	12.500	12.5	0.0	NO		NO	MM

**Compound name: 13C5-PFHxA**

Response Factor: 1

RRF SD: 1.2274e-016, Relative SD: 1.2274e-014

Response type: Internal Std ( Ref 58 ), Area \* ( IS Conc. / IS Area )

Curve type: RF

	# Name	Type	Std. Conc	RT	Area	IS Area	Response	Conc.	%Dev	Conc. Flag	CoD	CoD Flag	x=excluded
1	1 180308M1_2	Standard	12.500	3.15	33530.727	33530.727	12.500	12.5	0.0	NO		NO	bb
2	2 180308M1_3	Standard	12.500	3.15	32473.768	32473.768	12.500	12.5	0.0	NO		NO	bb
3	3 180308M1_4	Standard	12.500	3.15	32771.945	32771.945	12.500	12.5	0.0	NO		NO	bb
4	4 180308M1_5	Standard	12.500	3.15	34298.977	34298.977	12.500	12.5	0.0	NO		NO	bb
5	5 180308M1_6	Standard	12.500	3.15	33844.563	33844.563	12.500	12.5	0.0	NO		NO	bb
6	6 180308M1_7	Standard	12.500	3.15	34273.211	34273.211	12.500	12.5	0.0	NO		NO	bb
7	7 180308M1_8	Standard	12.500	3.15	32014.451	32014.451	12.500	12.5	0.0	NO		NO	bb
8	8 180308M1_9	Standard	12.500	3.15	31895.895	31895.895	12.500	12.5	0.0	NO		NO	bb
9	9 180308M1_10	Standard	12.500	3.15	30438.127	30438.127	12.500	12.5	0.0	NO		NO	bb
10	10 180308M1_11	Standard	12.500	3.15	29504.236	29504.236	12.500	12.5	0.0	NO		NO	bb

Dataset: F:\Projects\PFAS.PRO\Results\180308M1\180308M1-CRV.qld

Last Altered: Friday, March 09, 2018 14:29:30 Pacific Standard Time

Printed: Friday, March 09, 2018 14:40:52 Pacific Standard Time

**Compound name: 13C3-PFHxS**

Response Factor: 1

RRF SD: 7.40149e-017, Relative SD: 7.40149e-015

Response type: Internal Std ( Ref 59 ), Area \* ( IS Conc. / IS Area )

Curve type: RF

	# Name	Type	Std. Conc	RT	Area	IS Area	Response	Conc.	%Dev	Conc. Flag	CoD	CoD Flag	x=excluded
1	1 180308M1_2	Standard	12.500	3.92	6328.001	6328.001	12.500	12.5	0.0	NO		NO	bb
2	2 180308M1_3	Standard	12.500	3.92	6396.048	6396.048	12.500	12.5	0.0	NO		NO	bb
3	3 180308M1_4	Standard	12.500	3.92	7103.109	7103.109	12.500	12.5	0.0	NO		NO	bb
4	4 180308M1_5	Standard	12.500	3.92	6618.546	6618.546	12.500	12.5	0.0	NO		NO	bb
5	5 180308M1_6	Standard	12.500	3.92	6445.502	6445.502	12.500	12.5	0.0	NO		NO	bb
6	6 180308M1_7	Standard	12.500	3.92	6369.894	6369.894	12.500	12.5	0.0	NO		NO	bb
7	7 180308M1_8	Standard	12.500	3.91	6641.655	6641.655	12.500	12.5	0.0	NO		NO	bb
8	8 180308M1_9	Standard	12.500	3.92	6802.183	6802.183	12.500	12.5	0.0	NO		NO	bb
9	9 180308M1_10	Standard	12.500	3.92	5419.153	5419.153	12.500	12.5	0.0	NO		NO	bb
10	10 180308M1_11	Standard	12.500	3.91	5650.682	5650.682	12.500	12.5	0.0	NO		NO	bb

**Compound name: 13C8-PFOA**

Response Factor: 1

RRF SD: 1.11022e-016, Relative SD: 1.11022e-014

Response type: Internal Std ( Ref 60 ), Area \* ( IS Conc. / IS Area )

Curve type: RF

	# Name	Type	Std. Conc	RT	Area	IS Area	Response	Conc.	%Dev	Conc. Flag	CoD	CoD Flag	x=excluded
1	1 180308M1_2	Standard	12.500	4.29	29532.229	29532.229	12.500	12.5	0.0	NO		NO	bb
2	2 180308M1_3	Standard	12.500	4.29	29344.230	29344.230	12.500	12.5	0.0	NO		NO	bb
3	3 180308M1_4	Standard	12.500	4.30	30876.105	30876.105	12.500	12.5	0.0	NO		NO	bb
4	4 180308M1_5	Standard	12.500	4.30	31287.445	31287.445	12.500	12.5	0.0	NO		NO	bb
5	5 180308M1_6	Standard	12.500	4.29	30568.318	30568.318	12.500	12.5	0.0	NO		NO	bb
6	6 180308M1_7	Standard	12.500	4.29	31153.252	31153.252	12.500	12.5	0.0	NO		NO	bb
7	7 180308M1_8	Standard	12.500	4.29	31026.840	31026.840	12.500	12.5	0.0	NO		NO	bb
8	8 180308M1_9	Standard	12.500	4.29	28919.182	28919.182	12.500	12.5	0.0	NO		NO	bb
9	9 180308M1_10	Standard	12.500	4.29	27691.957	27691.957	12.500	12.5	0.0	NO		NO	bb
10	10 180308M1_11	Standard	12.500	4.29	25145.061	25145.061	12.500	12.5	0.0	NO		NO	bb

Dataset: F:\Projects\PFAS.PRO\Results\180308M1\180308M1-CRV.qld

Last Altered: Friday, March 09, 2018 14:29:30 Pacific Standard Time

Printed: Friday, March 09, 2018 14:40:52 Pacific Standard Time

**Compound name: 13C9-PFNA**

Response Factor: 1

RRF SD: 9.79125e-017, Relative SD: 9.79125e-015

Response type: Internal Std ( Ref 61 ), Area \* ( IS Conc. / IS Area )

Curve type: RF

	# Name	Type	Std. Conc	RT	Area	IS Area	Response	Conc.	%Dev	Conc. Flag	CoD	CoD Flag	x=excluded
1	1 180308M1_2	Standard	12.500	4.74	27757.252	27757.252	12.500	12.5	0.0	NO		NO	bb
2	2 180308M1_3	Standard	12.500	4.73	28197.336	28197.336	12.500	12.5	0.0	NO		NO	bb
3	3 180308M1_4	Standard	12.500	4.73	34649.688	34649.688	12.500	12.5	0.0	NO		NO	bb
4	4 180308M1_5	Standard	12.500	4.74	34381.074	34381.074	12.500	12.5	0.0	NO		NO	bb
5	5 180308M1_6	Standard	12.500	4.74	29208.711	29208.711	12.500	12.5	0.0	NO		NO	bb
6	6 180308M1_7	Standard	12.500	4.73	28130.469	28130.469	12.500	12.5	0.0	NO		NO	bb
7	7 180308M1_8	Standard	12.500	4.73	32308.910	32308.910	12.500	12.5	0.0	NO		NO	bb
8	8 180308M1_9	Standard	12.500	4.74	33553.211	33553.211	12.500	12.5	0.0	NO		NO	bb
9	9 180308M1_10	Standard	12.500	4.73	30570.023	30570.023	12.500	12.5	0.0	NO		NO	bb
10	10 180308M1_11	Standard	12.500	4.73	30534.064	30534.064	12.500	12.5	0.0	NO		NO	bb

**Compound name: 13C4-PFOS**

Response Factor: 1

RRF SD: 1.33432e-016, Relative SD: 1.33432e-014

Response type: Internal Std ( Ref 62 ), Area \* ( IS Conc. / IS Area )

Curve type: RF

	# Name	Type	Std. Conc	RT	Area	IS Area	Response	Conc.	%Dev	Conc. Flag	CoD	CoD Flag	x=excluded
1	1 180308M1_2	Standard	12.500	4.82	6869.330	6869.330	12.500	12.5	0.0	NO		NO	bb
2	2 180308M1_3	Standard	12.500	4.82	7177.788	7177.788	12.500	12.5	0.0	NO		NO	bb
3	3 180308M1_4	Standard	12.500	4.82	6636.754	6636.754	12.500	12.5	0.0	NO		NO	bb
4	4 180308M1_5	Standard	12.500	4.82	6769.370	6769.370	12.500	12.5	0.0	NO		NO	bb
5	5 180308M1_6	Standard	12.500	4.82	6423.824	6423.824	12.500	12.5	0.0	NO		NO	bb
6	6 180308M1_7	Standard	12.500	4.82	7079.317	7079.317	12.500	12.5	0.0	NO		NO	bb
7	7 180308M1_8	Standard	12.500	4.82	6854.906	6854.906	12.500	12.5	0.0	NO		NO	bb
8	8 180308M1_9	Standard	12.500	4.82	6333.523	6333.523	12.500	12.5	0.0	NO		NO	bb
9	9 180308M1_10	Standard	12.500	4.82	6400.069	6400.069	12.500	12.5	0.0	NO		NO	bb
10	10 180308M1_11	Standard	12.500	4.82	5933.105	5933.105	12.500	12.5	0.0	NO		NO	bb

Dataset: F:\Projects\PFAS.PRO\Results\180308M1\180308M1-CRV.qld

Last Altered: Friday, March 09, 2018 14:29:30 Pacific Standard Time

Printed: Friday, March 09, 2018 14:40:52 Pacific Standard Time

**Compound name: 13C6-PFDA**

Response Factor: 1

RRF SD: 1.11022e-016, Relative SD: 1.11022e-014

Response type: Internal Std ( Ref 63 ), Area \* ( IS Conc. / IS Area )

Curve type: RF

	# Name	Type	Std. Conc	RT	Area	IS Area	Response	Conc.	%Dev	Conc. Flag	CoD	CoD Flag	x=excluded
1	1 180308M1_2	Standard	12.500	5.12	30459.977	30459.977	12.500	12.5	0.0	NO		NO	bb
2	2 180308M1_3	Standard	12.500	5.11	22909.549	22909.549	12.500	12.5	0.0	NO		NO	bb
3	3 180308M1_4	Standard	12.500	5.11	30931.582	30931.582	12.500	12.5	0.0	NO		NO	bb
4	4 180308M1_5	Standard	12.500	5.11	33246.172	33246.172	12.500	12.5	0.0	NO		NO	bb
5	5 180308M1_6	Standard	12.500	5.11	28874.625	28874.625	12.500	12.5	0.0	NO		NO	bb
6	6 180308M1_7	Standard	12.500	5.11	27882.834	27882.834	12.500	12.5	0.0	NO		NO	bb
7	7 180308M1_8	Standard	12.500	5.11	28902.939	28902.939	12.500	12.5	0.0	NO		NO	bb
8	8 180308M1_9	Standard	12.500	5.11	26189.865	26189.865	12.500	12.5	0.0	NO		NO	bb
9	9 180308M1_10	Standard	12.500	5.11	27401.047	27401.047	12.500	12.5	0.0	NO		NO	bb
10	10 180308M1_11	Standard	12.500	5.11	26122.496	26122.496	12.500	12.5	0.0	NO		NO	bb

**Compound name: 13C7-PFUdA**

Response Factor: 1

RRF SD: 5.23364e-017, Relative SD: 5.23364e-015

Response type: Internal Std ( Ref 64 ), Area \* ( IS Conc. / IS Area )

Curve type: RF

	# Name	Type	Std. Conc	RT	Area	IS Area	Response	Conc.	%Dev	Conc. Flag	CoD	CoD Flag	x=excluded
1	1 180308M1_2	Standard	12.500	5.44	31517.256	31517.256	12.500	12.5	0.0	NO		NO	bb
2	2 180308M1_3	Standard	12.500	5.44	38431.270	38431.270	12.500	12.5	0.0	NO		NO	bb
3	3 180308M1_4	Standard	12.500	5.44	34721.922	34721.922	12.500	12.5	0.0	NO		NO	bb
4	4 180308M1_5	Standard	12.500	5.44	37544.945	37544.945	12.500	12.5	0.0	NO		NO	bb
5	5 180308M1_6	Standard	12.500	5.44	30689.678	30689.678	12.500	12.5	0.0	NO		NO	bb
6	6 180308M1_7	Standard	12.500	5.44	33813.867	33813.867	12.500	12.5	0.0	NO		NO	bb
7	7 180308M1_8	Standard	12.500	5.44	30237.736	30237.736	12.500	12.5	0.0	NO		NO	bb
8	8 180308M1_9	Standard	12.500	5.44	35066.559	35066.559	12.500	12.5	0.0	NO		NO	bb
9	9 180308M1_10	Standard	12.500	5.44	29930.959	29930.959	12.500	12.5	0.0	NO		NO	bb
10	10 180308M1_11	Standard	12.500	5.44	26809.066	26809.066	12.500	12.5	0.0	NO		NO	bb

Dataset: F:\Projects\PFAS.PRO\Results\180308M1\180308M1-CRV.qld

Last Altered: Friday, March 09, 2018 17:24:24 Pacific Standard Time

Printed: Friday, March 09, 2018 17:27:39 Pacific Standard Time

Method: F:\Projects\PFAS.PRO\MethDB\PFAS\_FULL\_80C\_030718.mdb 08 Mar 2018 15:11:54

Calibration: F:\Projects\PFAS.PRO\CurveDB\C18\_VAL-PFAS\_Q4\_03-08-18-FULL.cdb 09 Mar 2018 17:24:24

Name: 180308M1\_2, Date: 08-Mar-2018, Time: 19:25:51, ID: ST180308M1-1 PFC CS-2 18C0602, Description: PFC CS-2 18C0602

#	Name	IS#	CoD	CoD Flag	%RSD
1	1 PFBA	34	0.9990	NO	
2	2 PFPeA	35	0.9997	NO	
3	3 PFBS	36	0.9990	NO	
4	4 4:2 FTS	36	0.9989	NO	
5	5 PFHxA	37	0.9998	NO	
6	6 PFPeS	36	0.9988	NO	
7	7 PFHpA	38	0.9981	NO	
8	8 L-PFHxS	39	0.9995	NO	
9	10 6:2 FTS	40	0.9987	NO	
10	11 L-PFOA	41	0.9980	NO	
11	13 PFHpS	41	0.9980	NO	
12	14 PFNA	42	0.9988	NO	
13	15 PFOSA	43	0.9969	NO	
14	16 L-PFOS	44	0.9937	NO	
15	18 PFDA	45	0.9993	NO	
16	19 8:2 FTS	46	0.9975	NO	
17	20 PFNS	44	0.9962	NO	
18	21 N-MeFOSAA	47	0.9992	NO	
19	22 N-EtFOSAA	48	0.9995	NO	
20	23 PFUdA	49	0.9990	NO	
21	24 PFDS	49	0.9916	NO	
22	25 PFDaA	50	0.9998	NO	
23	26 N-MeFOSA	51	0.9958	NO	
24	27 PFTrDA	50	0.9985	NO	
25	28 PFTeDA	52	0.9982	NO	
26	29 N-EtFOSA	53	1.0000	NO	
27	30 PFHxDA	54	0.9991	NO	
28	31 PFODA	54	0.9994	NO	
29	32 N-MeFOSE	55	0.9914	NO	
30	33 N-EtFOSE	56	0.9934	NO	
31	34 13C3-PFBA	57		NO	6.021



Dataset: F:\Projects\PFAS.PRO\Results\180308M1\180308M1-CRV.qld

Last Altered: Friday, March 09, 2018 17:24:24 Pacific Standard Time

Printed: Friday, March 09, 2018 17:27:39 Pacific Standard Time

Name: 180308M1\_2, Date: 08-Mar-2018, Time: 19:25:51, ID: ST180308M1-1 PFC CS-2 18C0602, Description: PFC CS-2 18C0602

	# Name	IS#	CoD	CoD Flag	%RSD
32	35 13C3-PFPeA	58		NO	3.016
33	36 13C3-PFBS	58		NO	4.699
34	37 13C2-PFHxA	58		NO	3.870
35	38 13C4-PFHpA	58		NO	4.517
36	39 18O2-PFHxS	59		NO	5.862
37	40 13C2-6:2 FTS	60		NO	13.405
38	41 13C2-PFOA	60		NO	4.437
39	42 13C5-PFNA	61		NO	12.220
40	43 13C8-PFOA	64		NO	11.850
41	44 13C8-PFOS	62		NO	8.665
42	45 13C2-PFDA	63		NO	8.587
43	46 13C2-8:2 FTS	58		NO	12.897
44	47 d3-N-MeFOSAA	64		NO	10.034
45	48 d5-N-EtFOSAA	64		NO	10.001
46	49 13C2-PFUdA	64		NO	8.751
47	50 13C2-PFDoA	64		NO	11.627
48	51 d3-N-MeFOSA	64		NO	8.044
49	52 13C2-PFTeDA	64		NO	11.301
50	53 d5-N-ETFOSA	64		NO	8.001
51	54 13C2-PFHxDA	64		NO	12.646
52	55 d7-N-MeFOSE	64		NO	12.117
53	56 d9-N-EtFOSE	64		NO	9.305
54	57 13C4-PFBA	57		NO	0.000
55	58 13C5-PFHxA	58		NO	0.000
56	59 13C3-PFHxS	59		NO	0.000
57	60 13C8-PFOA	60		NO	0.000
58	61 13C9-PFNA	61		NO	0.000
59	62 13C4-PFOS	62		NO	0.000
60	63 13C6-PFDA	63		NO	0.000
61	64 13C7-PFUdA	64		NO	0.000

Dataset: Untitled

Last Altered: Friday, March 09, 2018 14:48:29 Pacific Standard Time  
Printed: Friday, March 09, 2018 14:49:17 Pacific Standard Time

Method: F:\Projects\PFAS.PRO\MethDB\PFAS\_FULL\_80C\_030818.mdb 09 Mar 2018 14:08:23  
Calibration: F:\Projects\PFAS.PRO\CurveDB\C18\_VAL-PFAS\_Q4\_03-08-18-FULL.cdb 09 Mar 2018 14:29:30

Compound name: PFBA

	Name	ID	Acq.Date	Acq.Time
1	180308M1_1	IPA	08-Mar-18	19:14:27
2	180308M1_2	ST180308M1-1 PFC CS-2 18C0602	08-Mar-18	19:25:51
3	180308M1_3	ST180308M1-2 PFC CS-1 18C0603	08-Mar-18	19:37:18
4	180308M1_4	ST180308M1-3 PFC CS0 18C0604	08-Mar-18	19:48:45
5	180308M1_5	ST180308M1-4 PFC CS1 18C0605	08-Mar-18	20:00:12
6	180308M1_6	ST180308M1-5 PFC CS2 18C0606	08-Mar-18	20:11:39
7	180308M1_7	ST180308M1-6 PFC CS3 18C0607	08-Mar-18	20:23:05
8	180308M1_8	ST180308M1-7 PFC CS4 18C0608	08-Mar-18	20:34:32
9	180308M1_9	ST180308M1-8 PFC CS5 18C0609	08-Mar-18	20:46:02
10	180308M1_10	ST180308M1-9 PFC CS6 18C0610	08-Mar-18	20:57:29
11	180308M1_11	ST180308M1-10 PFC CS7 18C0611	08-Mar-18	21:08:58
12	180308M1_12	IPA	08-Mar-18	21:20:28
13	180308M1_13	ICV180308M1-1 PFC ICV 18C0601	08-Mar-18	21:31:57
14	180308M1_14	IPA	08-Mar-18	21:43:26

Dataset: F:\Projects\PFAS.PRO\Results\180308M1\180308M1-CRV.qld

Last Altered: Friday, March 09, 2018 14:29:30 Pacific Standard Time

Printed: Friday, March 09, 2018 14:43:40 Pacific Standard Time

Method: F:\Projects\PFAS.PRO\MethDB\PFAS\_FULL\_80C\_030718.mdb 08 Mar 2018 15:11:54

Calibration: F:\Projects\PFAS.PRO\CurveDB\C18\_VAL-PFAS\_Q4\_03-08-18-FULL.cdb 09 Mar 2018 14:29:30

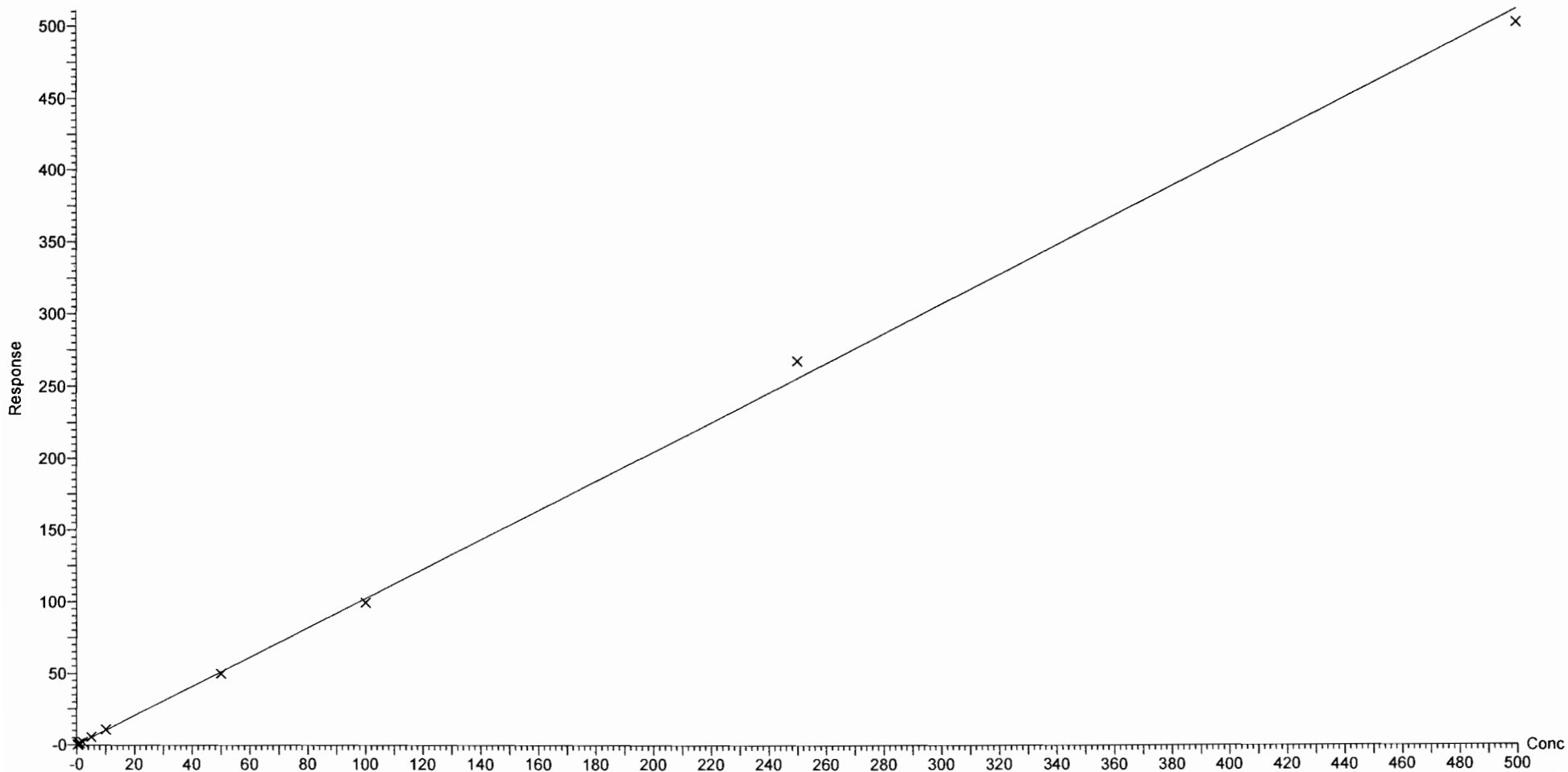
Compound name: PFBA

Correlation coefficient:  $r = 0.999491$ ,  $r^2 = 0.998982$

Calibration curve:  $1.02171 * x + 0.00875892$

Response type: Internal Std ( Ref 34 ), Area \* ( IS Conc. / IS Area )

Curve type: Linear, Origin: Include, Weighting: 1/x, Axis trans: None



Dataset: F:\Projects\PFAS.PRO\Results\180308M1\180308M1-CRV.qld

Last Altered: Friday, March 09, 2018 14:29:30 Pacific Standard Time

Printed: Friday, March 09, 2018 14:38:56 Pacific Standard Time

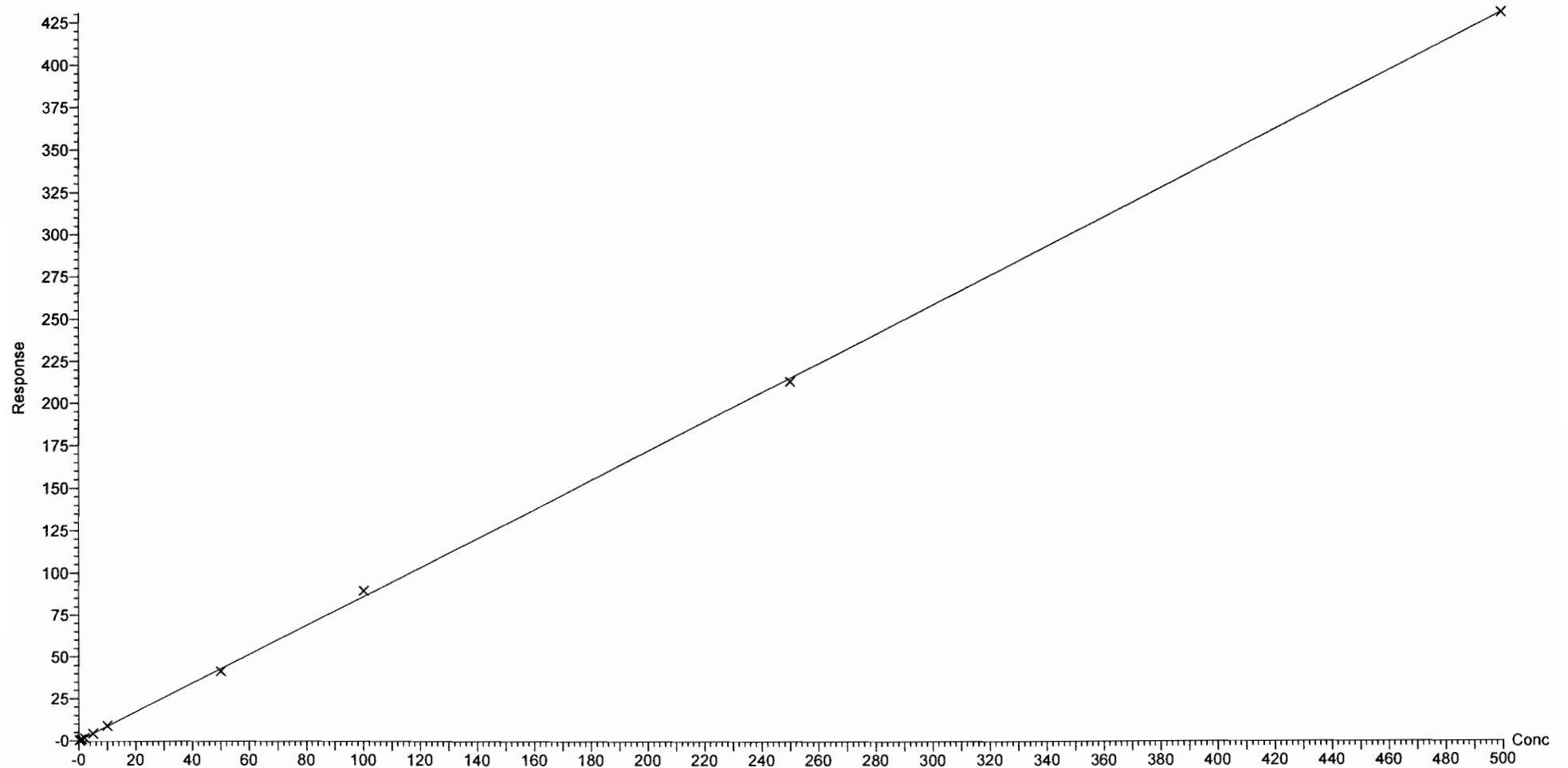
Compound name: PFPeA

Correlation coefficient:  $r = 0.999853$ ,  $r^2 = 0.999706$

Calibration curve:  $0.8611 * x + 0.0222375$

Response type: Internal Std ( Ref 35 ), Area \* ( IS Conc. / IS Area )

Curve type: Linear, Origin: Exclude, Weighting: 1/x, Axis trans: None

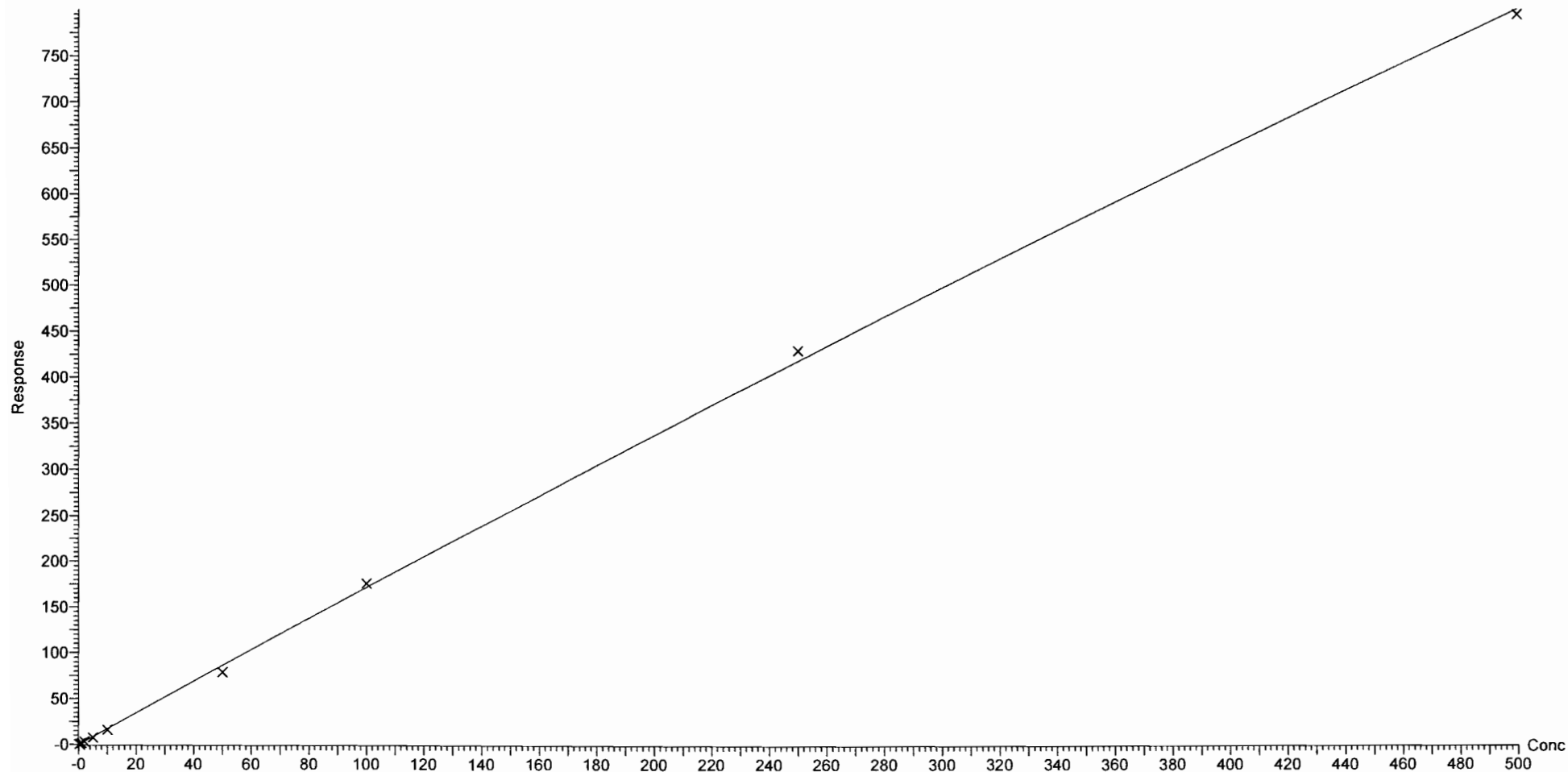


Dataset: F:\Projects\PFAS.PRO\Results\180308M1\180308M1-CRV.qld

Last Altered: Friday, March 09, 2018 14:29:30 Pacific Standard Time

Printed: Friday, March 09, 2018 14:38:56 Pacific Standard Time

Compound name: PFBS  
Coefficient of Determination:  $R^2 = 0.999007$   
Calibration curve:  $-0.000300418 * x^2 + 1.75002 * x + -0.147975$   
Response type: Internal Std ( Ref 36 ), Area \* ( IS Conc. / IS Area )  
Curve type: 2nd Order, Origin: Exclude, Weighting: 1/x, Axis trans: None



Dataset: F:\Projects\PFAS.PRO\Results\180308M1\180308M1-CRV.qld

Last Altered: Friday, March 09, 2018 14:29:30 Pacific Standard Time

Printed: Friday, March 09, 2018 14:38:56 Pacific Standard Time

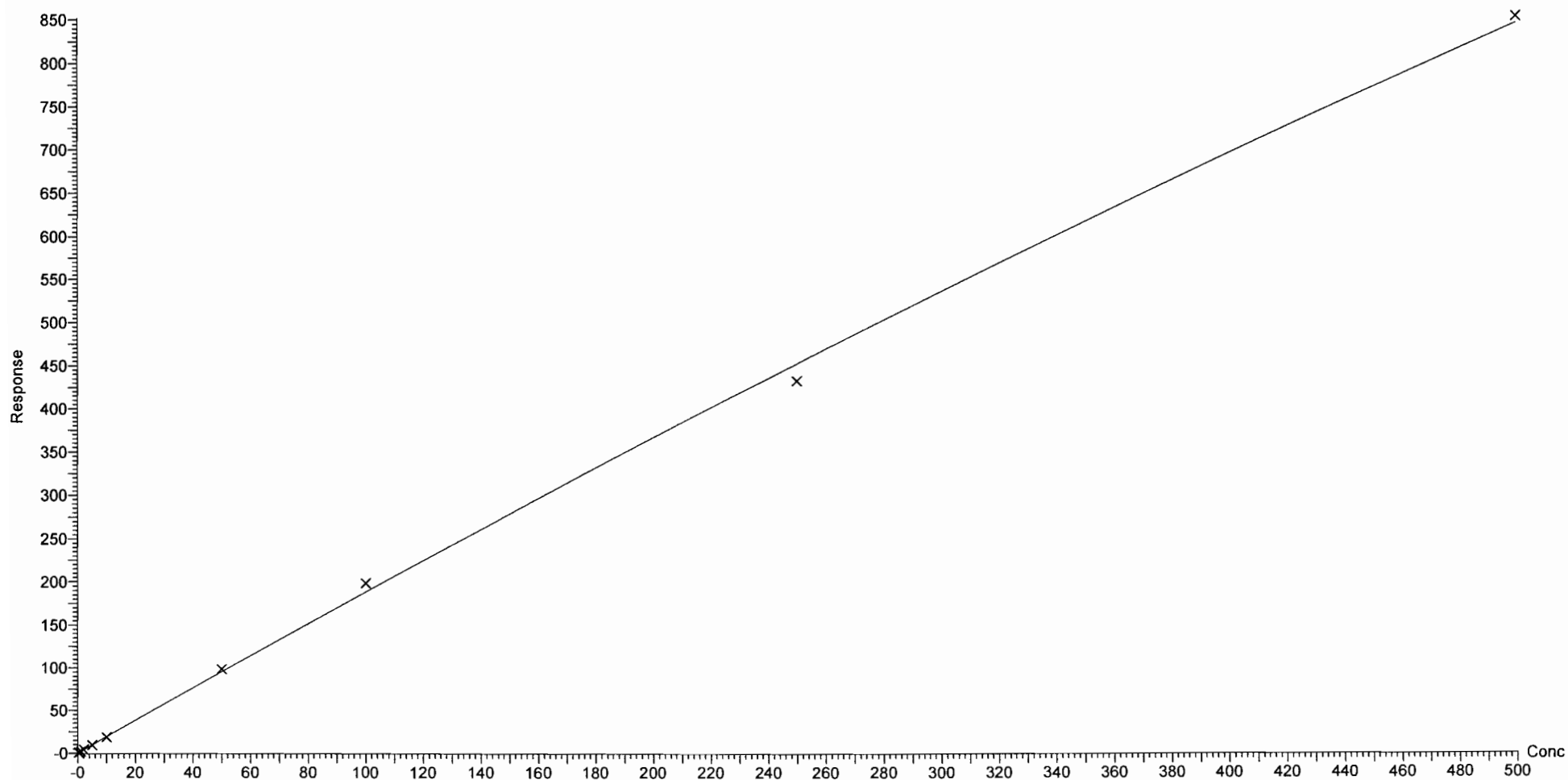
Compound name: 4:2 FTS

Coefficient of Determination:  $R^2 = 0.998923$

Calibration curve:  $-0.000484448 * x^2 + 1.93098 * x + 0.0375748$

Response type: Internal Std ( Ref 36 ), Area \* ( IS Conc. / IS Area )

Curve type: 2nd Order, Origin: Exclude, Weighting: 1/x, Axis trans: None



Dataset: F:\Projects\PFAS.PRO\Results\180308M1\180308M1-CRV.qld

Last Altered: Friday, March 09, 2018 14:29:30 Pacific Standard Time

Printed: Friday, March 09, 2018 14:38:56 Pacific Standard Time

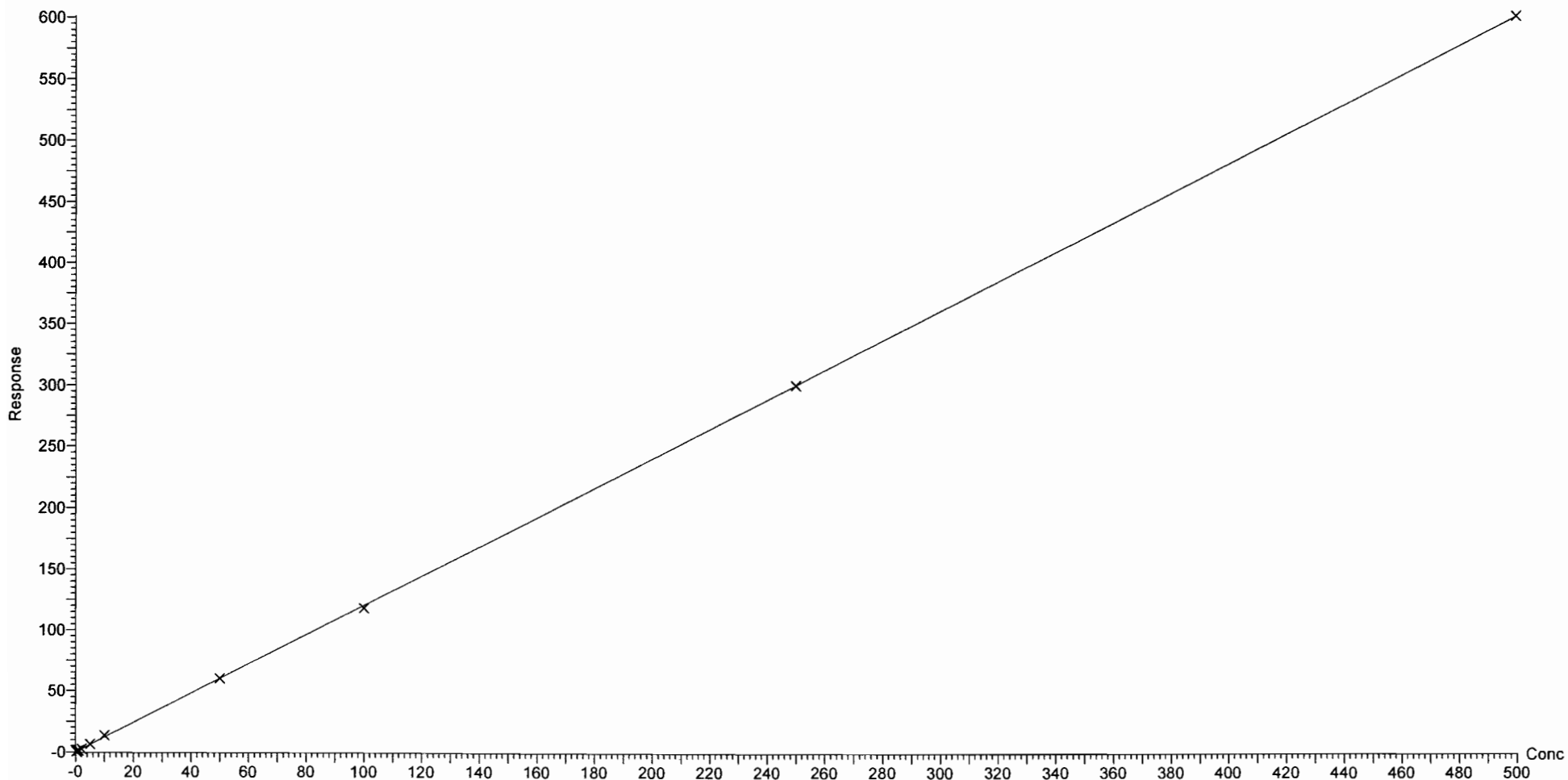
Compound name: PFHxA

Coefficient of Determination:  $R^2 = 0.999801$

Calibration curve:  $-3.41808e-006 * x^2 + 1.20279 * x + 0.0735166$

Response type: Internal Std ( Ref 37 ), Area \* ( IS Conc. / IS Area )

Curve type: 2nd Order, Origin: Include, Weighting: 1/x, Axis trans: None



Dataset: F:\Projects\PFAS.PRO\Results\180308M1\180308M1-CRV.qld

Last Altered: Friday, March 09, 2018 14:29:30 Pacific Standard Time

Printed: Friday, March 09, 2018 14:38:56 Pacific Standard Time

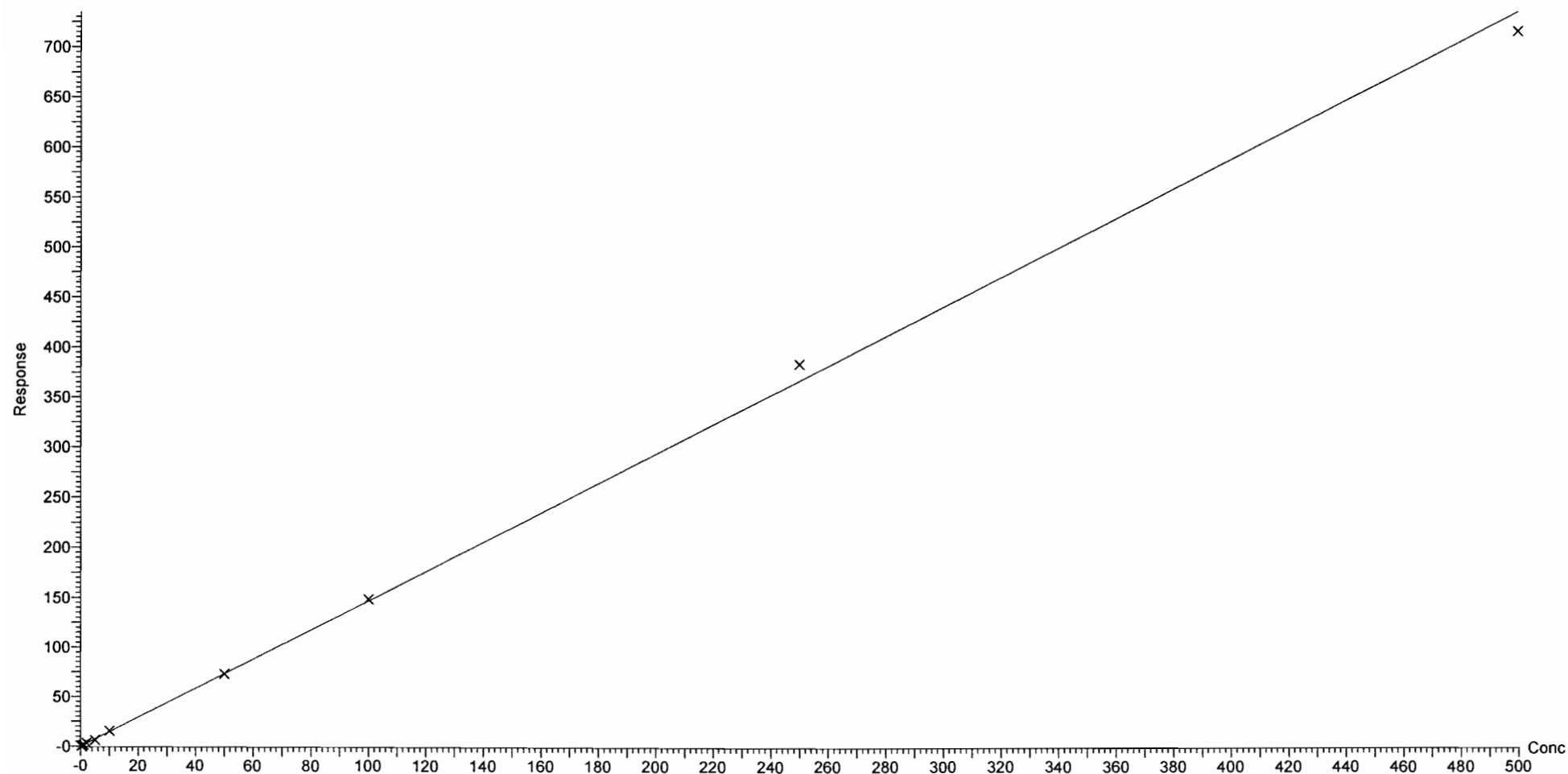
Compound name: PFPeS

Correlation coefficient:  $r = 0.999386$ ,  $r^2 = 0.998772$

Calibration curve:  $1.46886 * x + 0.00661456$

Response type: Internal Std ( Ref 36 ), Area \* ( IS Conc. / IS Area )

Curve type: Linear, Origin: Exclude, Weighting: 1/x, Axis trans: None





Dataset: F:\Projects\PFAS.PRO\Results\180308M1\180308M1-CRV.qld

Last Altered: Friday, March 09, 2018 14:29:30 Pacific Standard Time

Printed: Friday, March 09, 2018 14:38:56 Pacific Standard Time

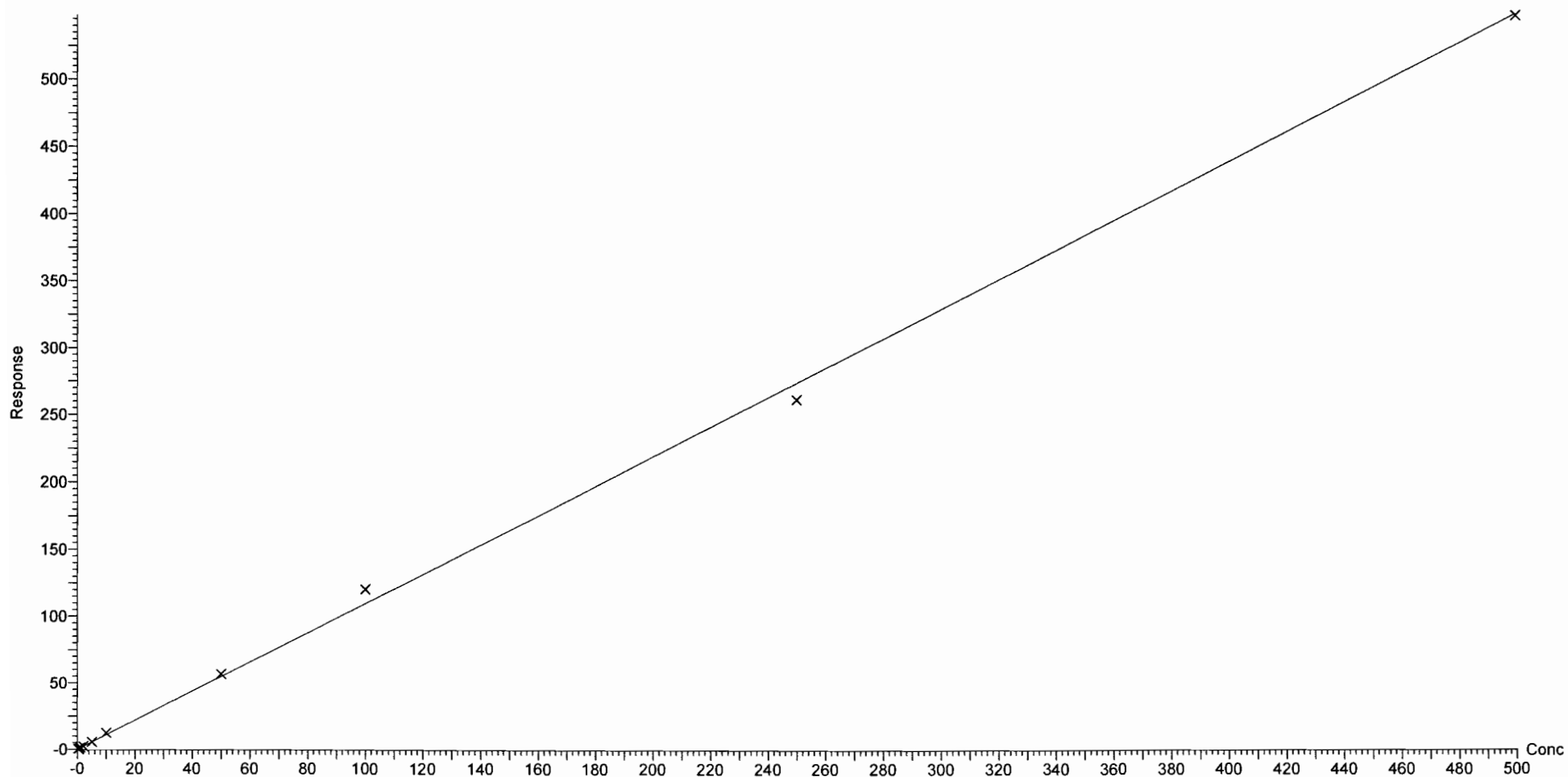
Compound name: PFHpA

Correlation coefficient:  $r = 0.999045$ ,  $r^2 = 0.998090$

Calibration curve:  $1.09513 * x + 0.121854$

Response type: Internal Std ( Ref 38 ), Area \* ( IS Conc. / IS Area )

Curve type: Linear, Origin: Exclude, Weighting: 1/x, Axis trans: None



Dataset: F:\Projects\PFAS.PRO\Results\180308M1\180308M1-CRV.qld

Last Altered: Friday, March 09, 2018 14:29:30 Pacific Standard Time

Printed: Friday, March 09, 2018 14:38:56 Pacific Standard Time

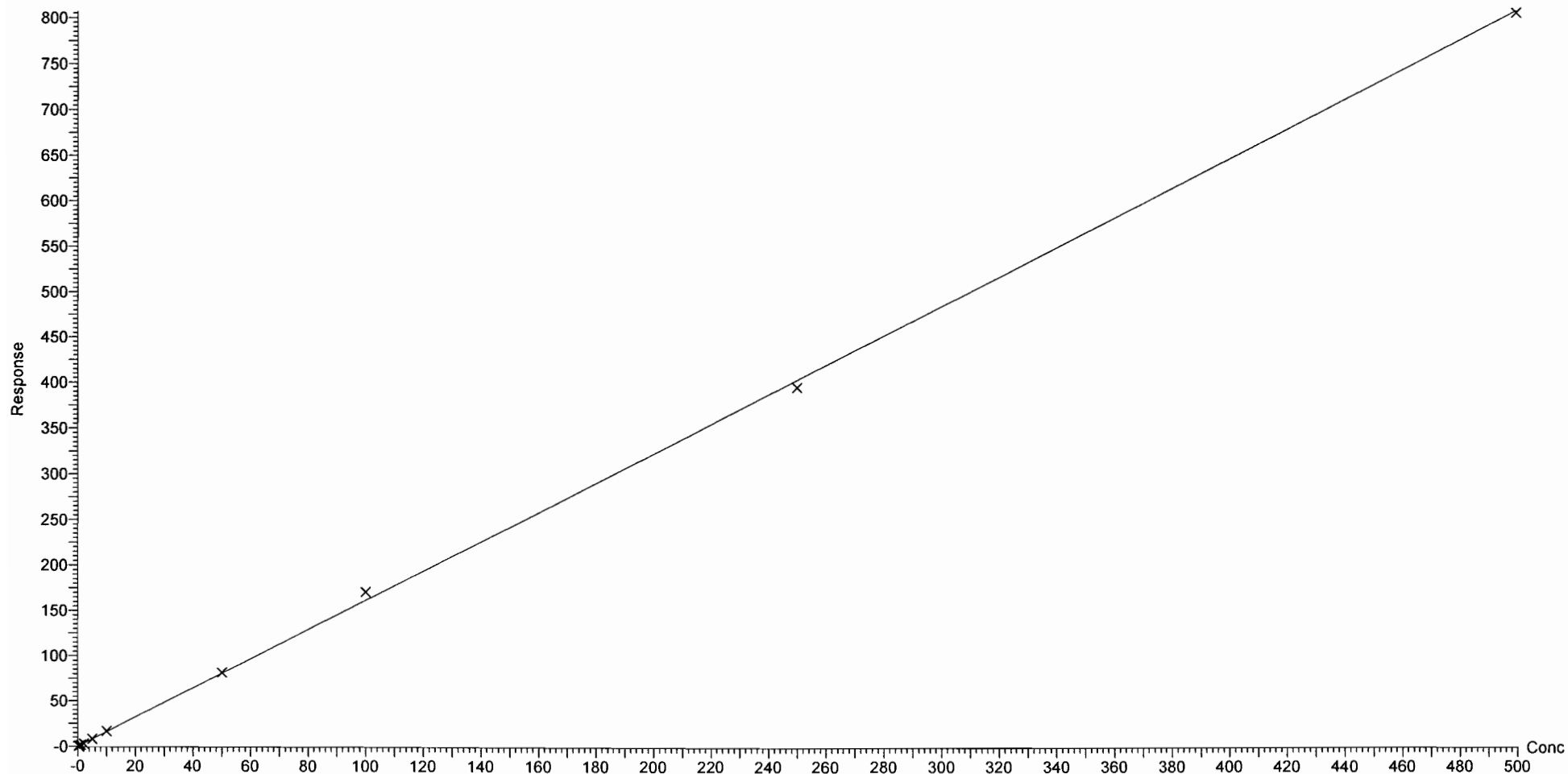
Compound name: L-PFHxS

Correlation coefficient:  $r = 0.999744$ ,  $r^2 = 0.999487$

Calibration curve:  $1.61391 * x + 0.00218803$

Response type: Internal Std ( Ref 39 ), Area \* ( IS Conc. / IS Area )

Curve type: Linear, Origin: Exclude, Weighting: 1/x, Axis trans: None



Dataset: F:\Projects\PFAS.PRO\Results\180308M1\180308M1-CRV.qld

Last Altered: Friday, March 09, 2018 14:29:30 Pacific Standard Time

Printed: Friday, March 09, 2018 14:38:56 Pacific Standard Time

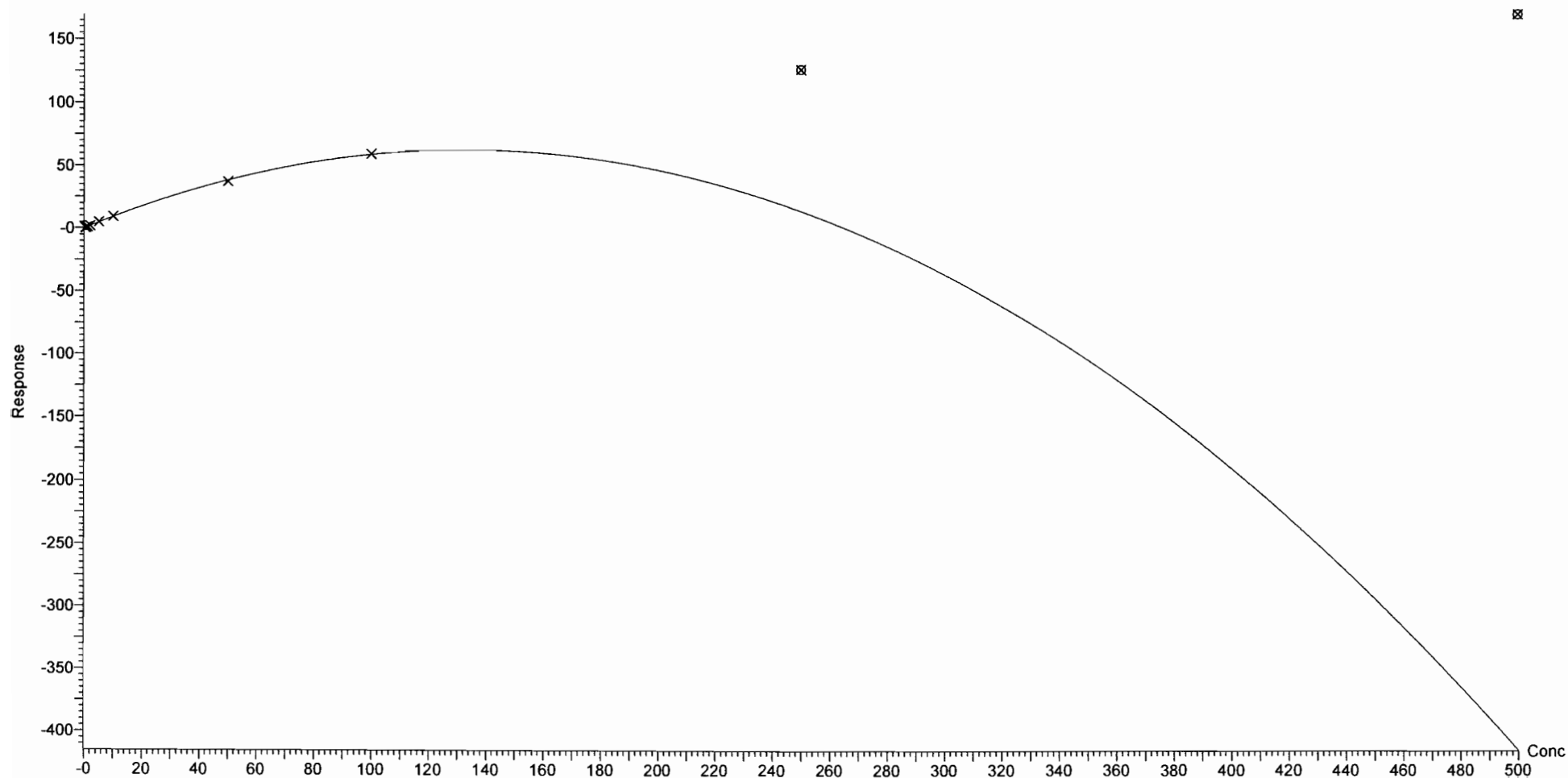
Compound name: 6:2 FTS

Coefficient of Determination:  $R^2 = 0.998729$

Calibration curve:  $-0.00354727 * x^2 + 0.943833 * x + -0.0295672$

Response type: Internal Std ( Ref 40 ), Area \* ( IS Conc. / IS Area )

Curve type: 2nd Order, Origin: Include, Weighting: 1/x, Axis trans: None



Dataset: F:\Projects\PFAS.PRO\Results\180308M1\180308M1-CRV.qld

Last Altered: Friday, March 09, 2018 14:29:30 Pacific Standard Time

Printed: Friday, March 09, 2018 14:38:56 Pacific Standard Time

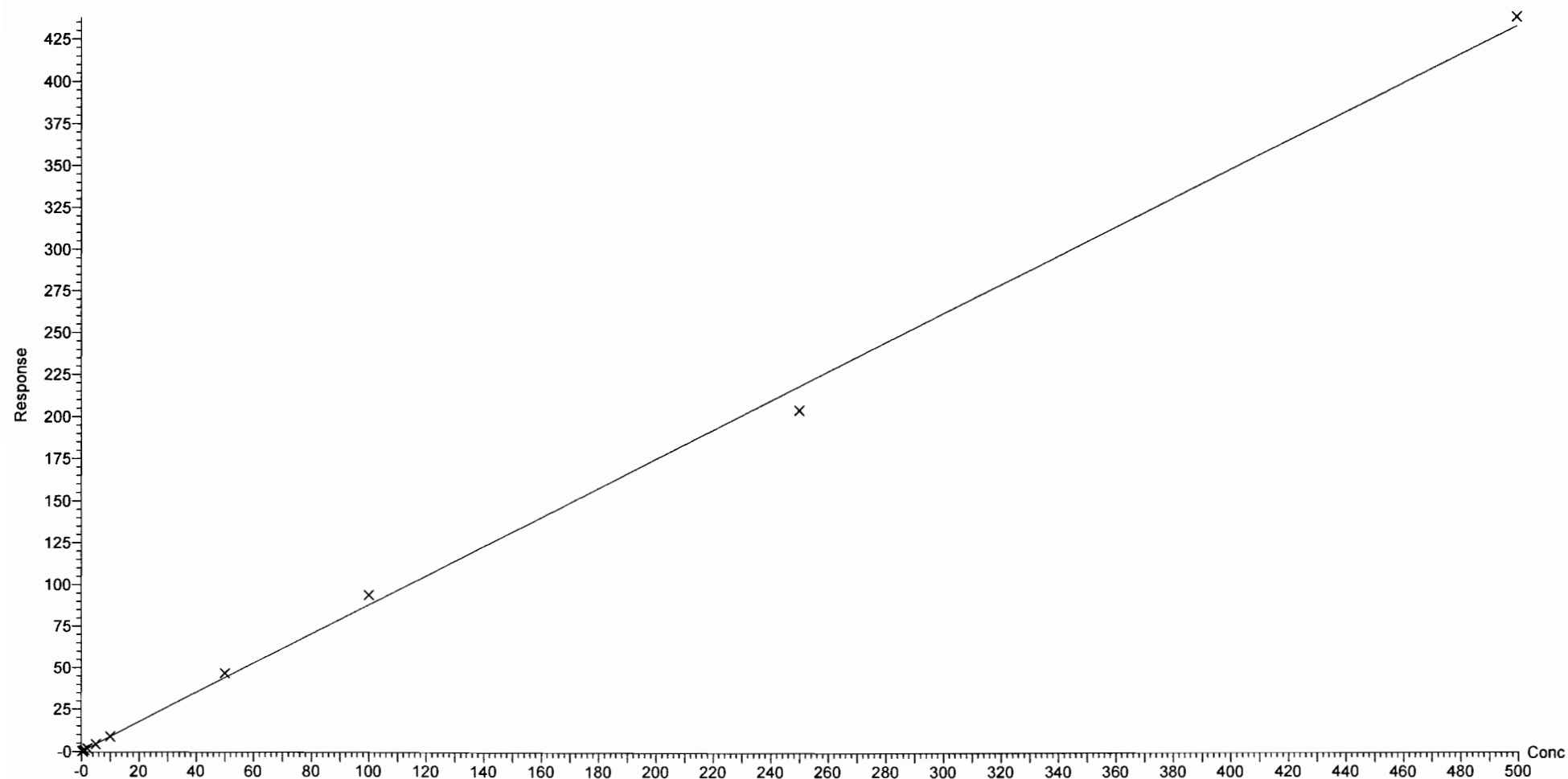
Compound name: L-PFOA

Coefficient of Determination:  $R^2 = 0.998017$

Calibration curve:  $-3.71287e-005 * x^2 + 0.882921 * x + 0.0614414$

Response type: Internal Std ( Ref 41 ), Area \* ( IS Conc. / IS Area )

Curve type: 2nd Order, Origin: Exclude, Weighting: 1/x, Axis trans: None



Dataset: F:\Projects\PFAS.PRO\Results\180308M1\180308M1-CRV.qld

Last Altered: Friday, March 09, 2018 17:24:24 Pacific Standard Time

Printed: Friday, March 09, 2018 17:28:30 Pacific Standard Time

Method: F:\Projects\PFAS.PRO\MethDB\PFAS\_FULL\_80C\_030718.mdb 08 Mar 2018 15:11:54

Calibration: F:\Projects\PFAS.PRO\CurveDB\C18\_VAL-PFAS\_Q4\_03-08-18-FULL.cdb 09 Mar 2018 17:24:24

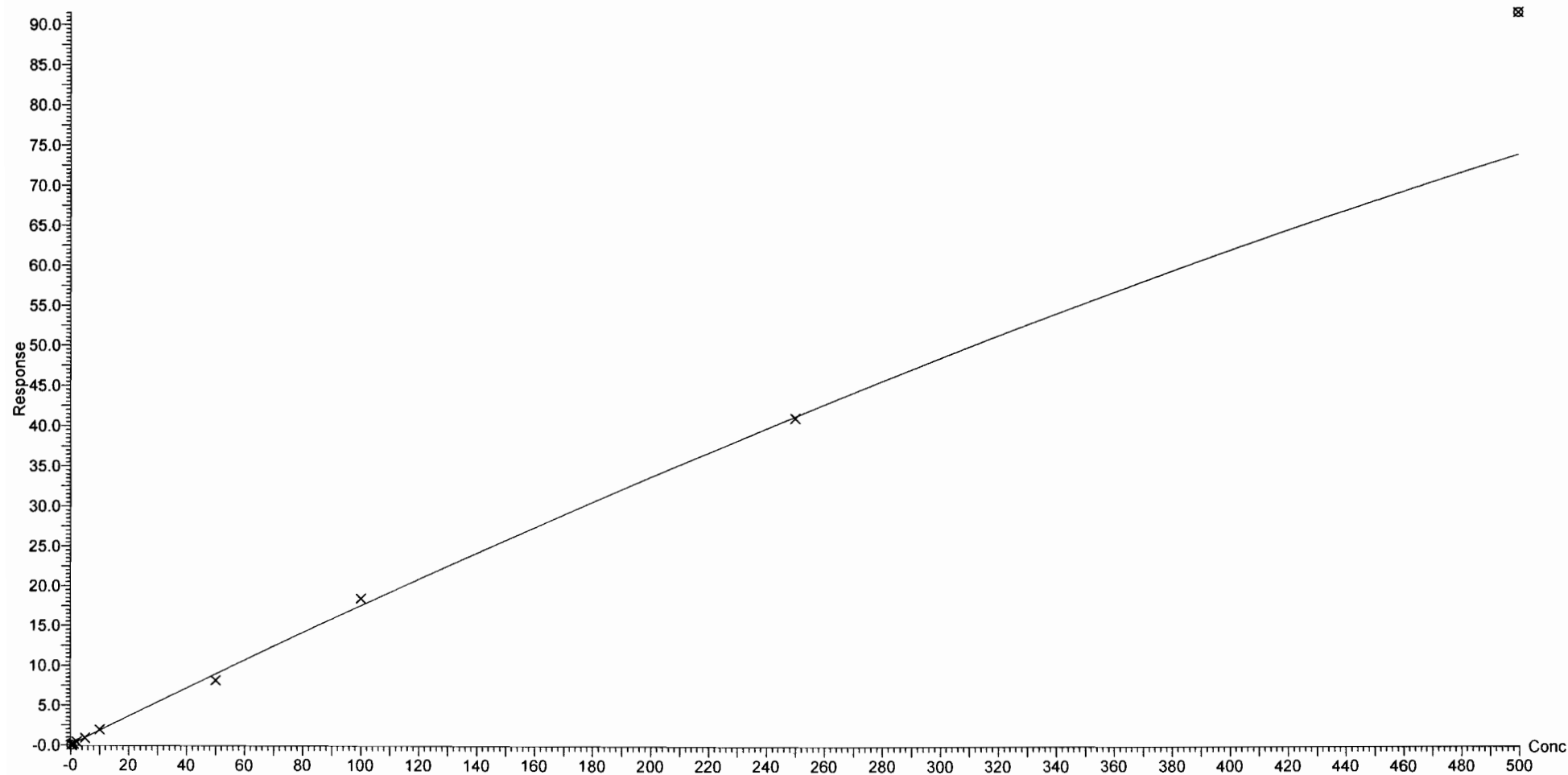
Compound name: PFHpS

Coefficient of Determination:  $R^2 = 0.997981$

Calibration curve:  $-6.91318e-005 * x^2 + 0.182324 * x + 0.0156923$

Response type: Internal Std ( Ref 41 ), Area \* ( IS Conc. / IS Area )

Curve type: 2nd Order, Origin: Exclude, Weighting: 1/x, Axis trans: None



Dataset: F:\Projects\PFAS.PRO\Results\180308M1\180308M1-CRV.qld

Last Altered: Friday, March 09, 2018 14:29:30 Pacific Standard Time

Printed: Friday, March 09, 2018 14:38:56 Pacific Standard Time

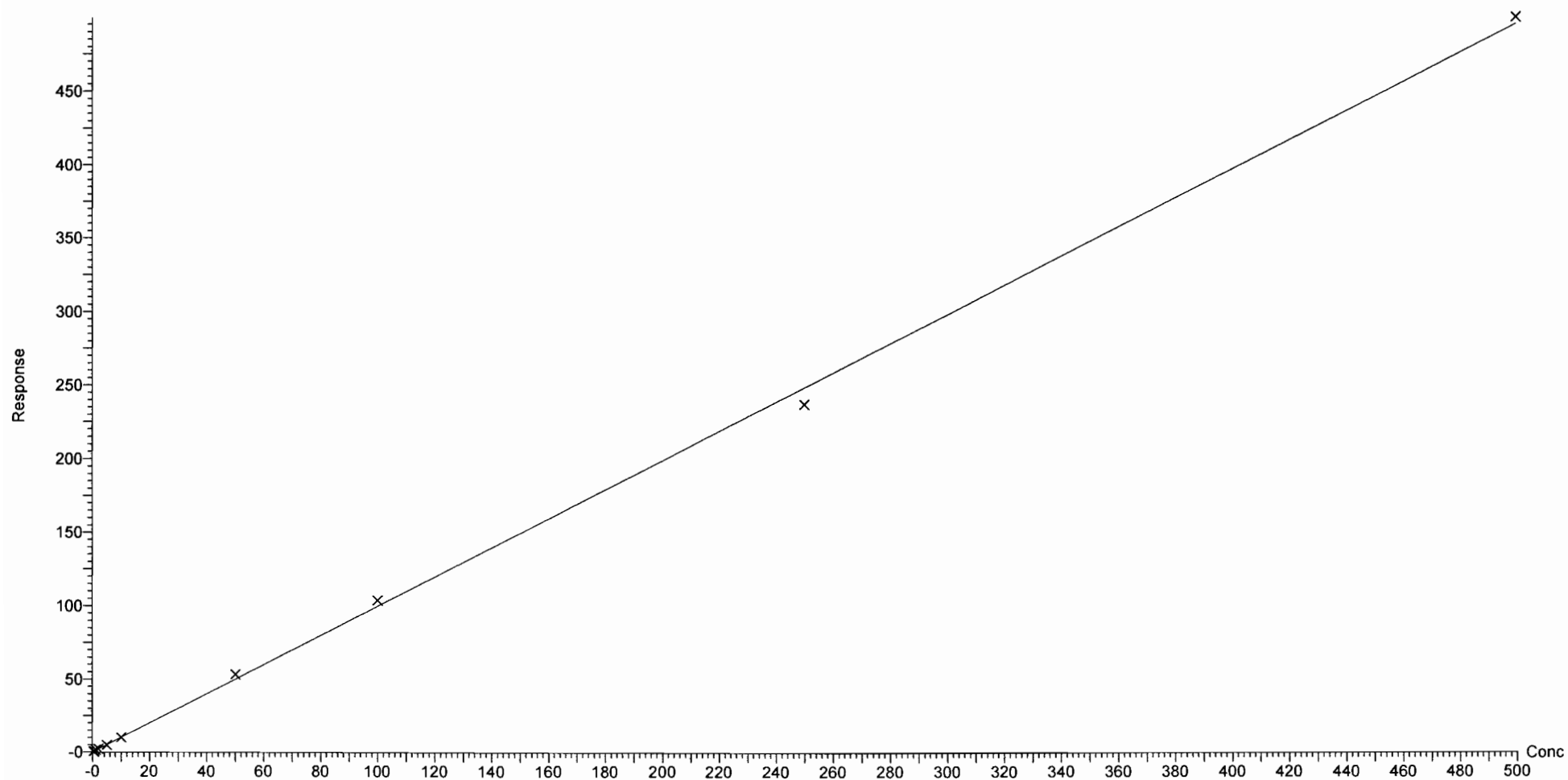
Compound name: PFNA

Coefficient of Determination:  $R^2 = 0.998849$

Calibration curve:  $-1.9182e-005 * x^2 + 0.998779 * x + 0.0722274$

Response type: Internal Std ( Ref 42 ), Area \* ( IS Conc. / IS Area )

Curve type: 2nd Order, Origin: Exclude, Weighting: 1/x, Axis trans: None

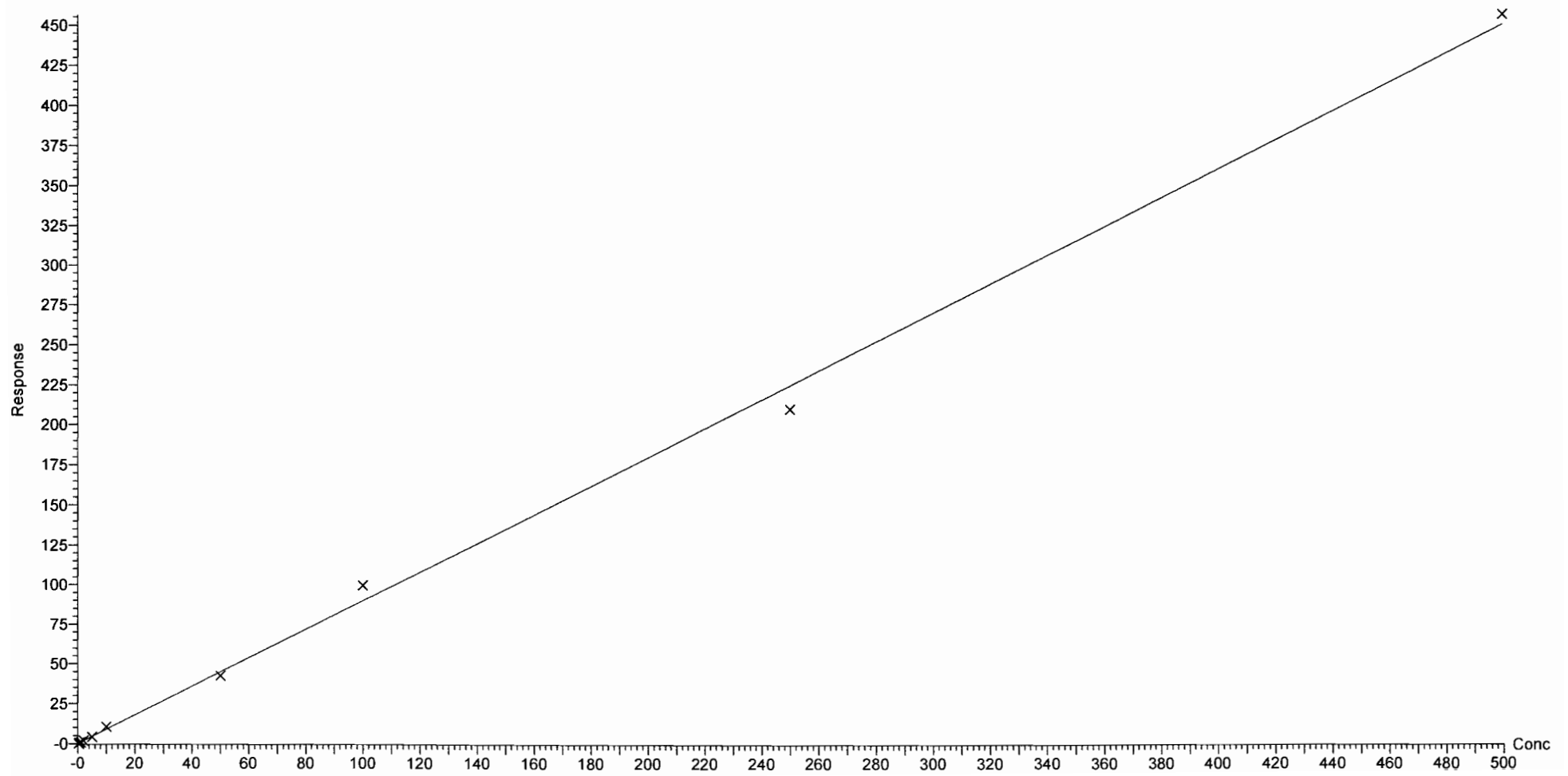


Dataset: F:\Projects\PFAS.PRO\Results\180308M1\180308M1-CRV.qld

Last Altered: Friday, March 09, 2018 14:29:30 Pacific Standard Time

Printed: Friday, March 09, 2018 14:38:56 Pacific Standard Time

Compound name: PFOSA  
Correlation coefficient:  $r = 0.998428$ ,  $r^2 = 0.996859$   
Calibration curve:  $0.89964 * x + 0.0633028$   
Response type: Internal Std ( Ref 43 ), Area \* ( IS Conc. / IS Area )  
Curve type: Linear, Origin: Exclude, Weighting: 1/x, Axis trans: None



Dataset: F:\Projects\PFAS.PRO\Results\180308M1\180308M1-CRV.qld

Last Altered: Friday, March 09, 2018 14:29:30 Pacific Standard Time

Printed: Friday, March 09, 2018 14:38:56 Pacific Standard Time

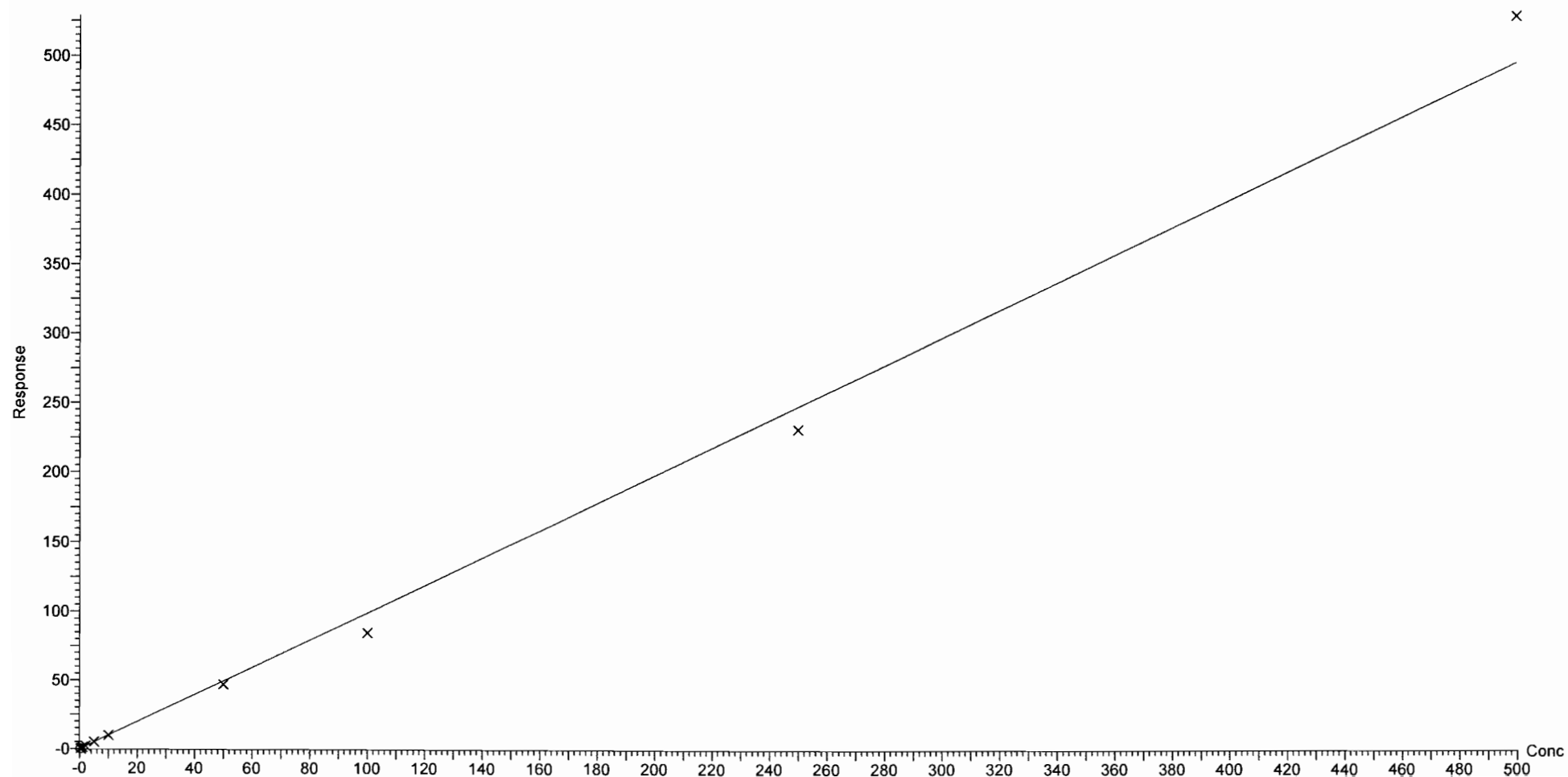
Compound name: L-PFOS

Correlation coefficient:  $r = 0.996857$ ,  $r^2 = 0.993723$

Calibration curve:  $0.990642 * x + -0.0172512$

Response type: Internal Std ( Ref 44 ), Area \* ( IS Conc. / IS Area )

Curve type: Linear, Origin: Exclude, Weighting: 1/x, Axis trans: None





Dataset: F:\Projects\PFAS.PRO\Results\180308M1\180308M1-CRV.qld

Last Altered: Friday, March 09, 2018 14:29:30 Pacific Standard Time

Printed: Friday, March 09, 2018 14:38:56 Pacific Standard Time

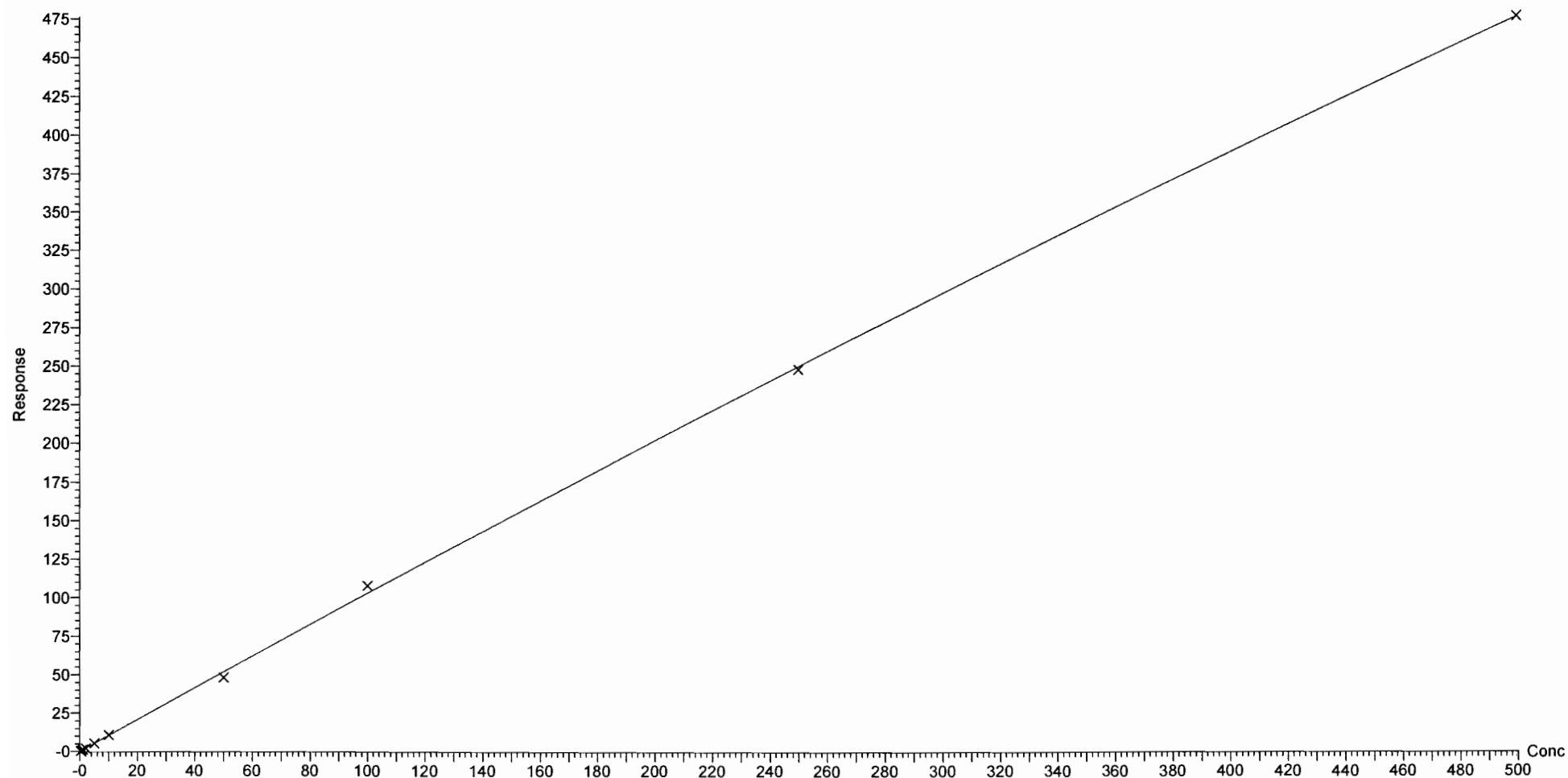
Compound name: PFDA

Coefficient of Determination:  $R^2 = 0.999321$

Calibration curve:  $-0.000196097 * x^2 + 1.04972 * x + 0.00623977$

Response type: Internal Std ( Ref 45 ), Area \* ( IS Conc. / IS Area )

Curve type: 2nd Order, Origin: Exclude, Weighting: 1/x, Axis trans: None



Dataset: F:\Projects\PFAS.PRO\Results\180308M1\180308M1-CRV.qld

Last Altered: Friday, March 09, 2018 14:29:30 Pacific Standard Time

Printed: Friday, March 09, 2018 14:38:56 Pacific Standard Time

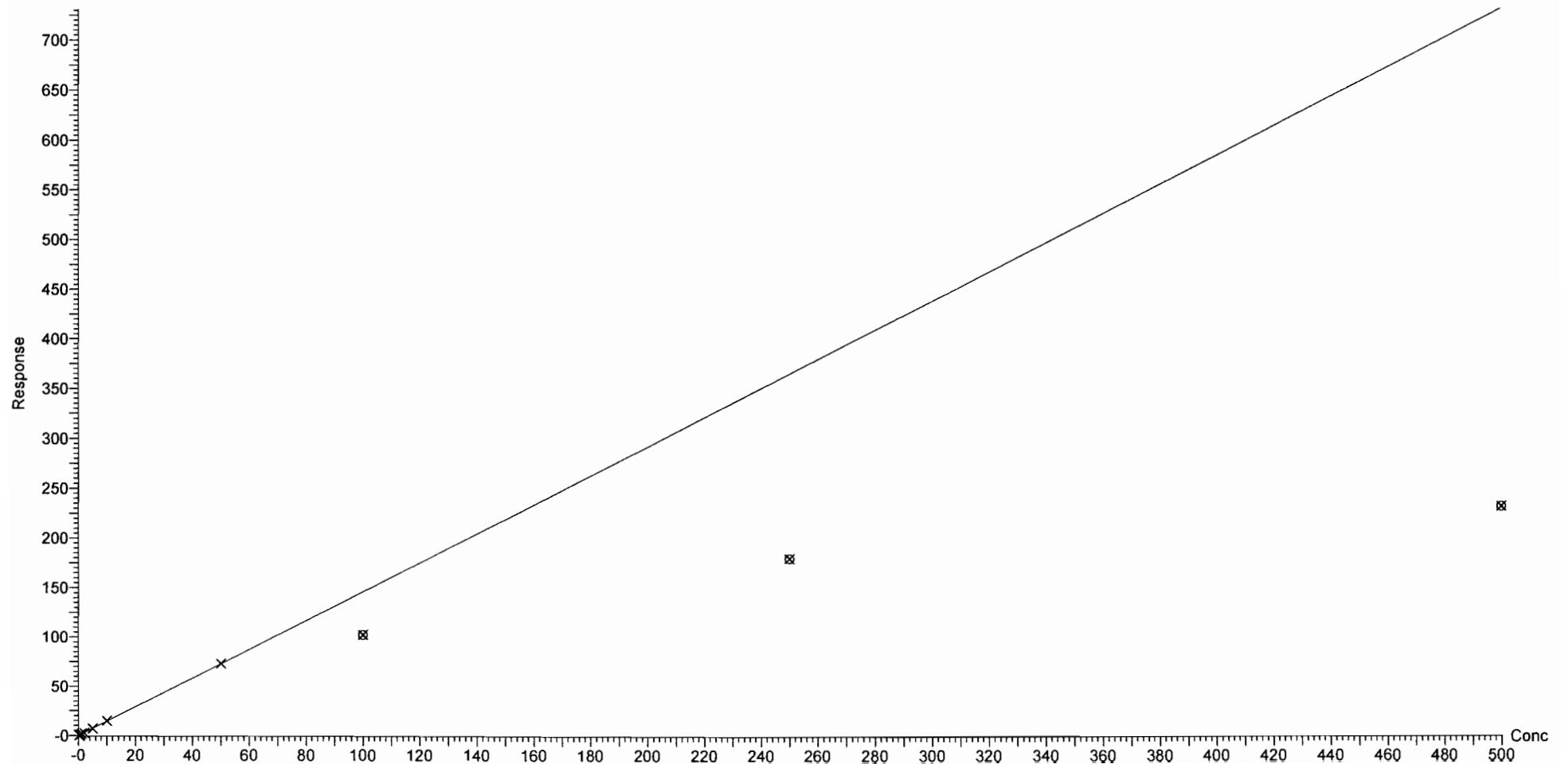
Compound name: 8:2 FTS

Correlation coefficient:  $r = 0.998772$ ,  $r^2 = 0.997545$

Calibration curve:  $1.46094 * x + -0.0537135$

Response type: Internal Std ( Ref 46 ), Area \* ( IS Conc. / IS Area )

Curve type: Linear, Origin: Include, Weighting: 1/x, Axis trans: None



Dataset: F:\Projects\PFAS.PRO\Results\180308M1\180308M1-CRV.qld

Last Altered: Friday, March 09, 2018 14:29:30 Pacific Standard Time

Printed: Friday, March 09, 2018 14:38:56 Pacific Standard Time

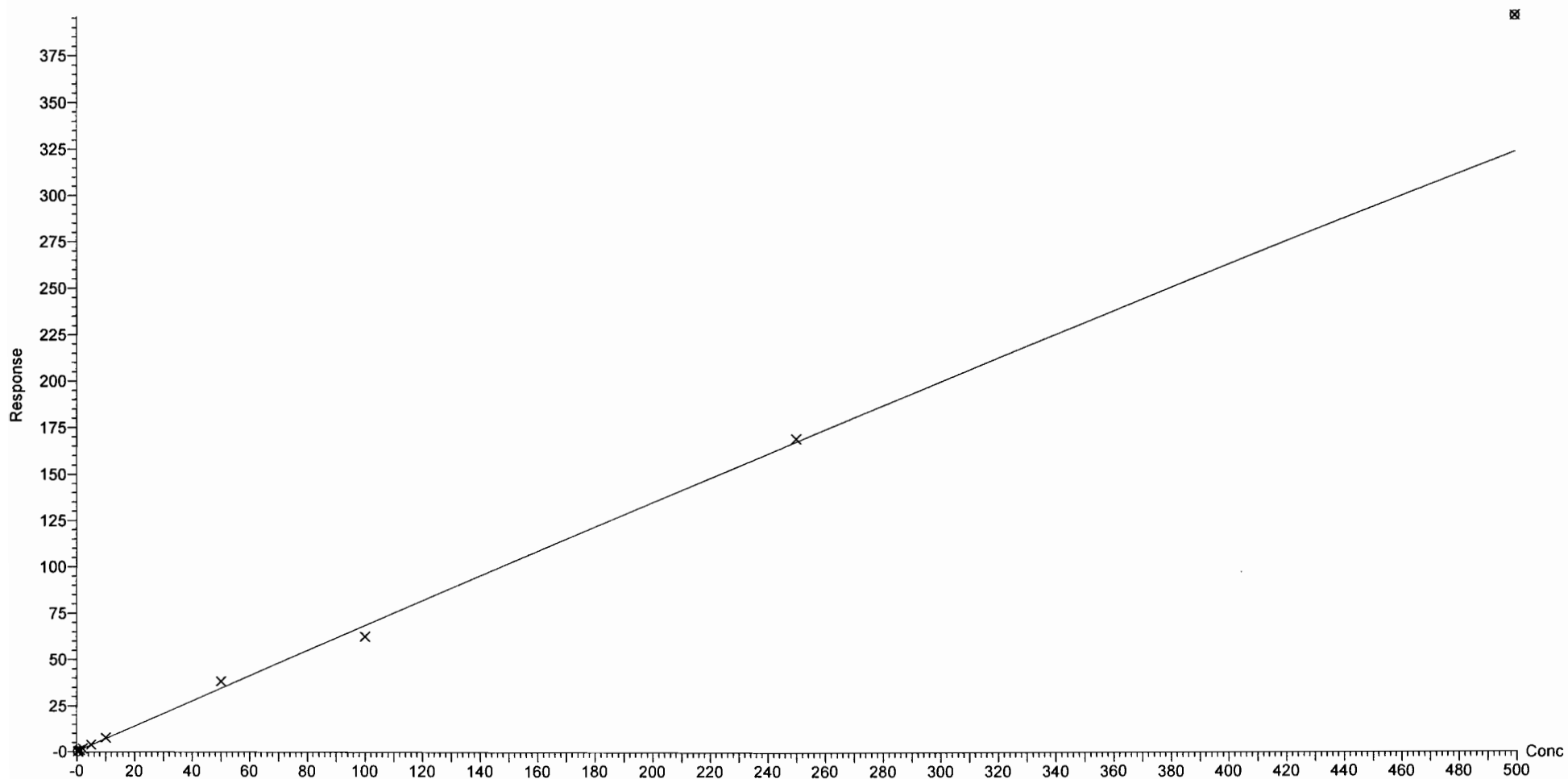
Compound name: PFNS

Coefficient of Determination:  $R^2 = 0.996194$

Calibration curve:  $-9.37951e-005 * x^2 + 0.692984 * x + 0.145591$

Response type: Internal Std ( Ref 44 ), Area \* ( IS Conc. / IS Area )

Curve type: 2nd Order, Origin: Exclude, Weighting: 1/x, Axis trans: None



Dataset: F:\Projects\PFAS.PRO\Results\180308M1\180308M1-CRV.qld

Last Altered: Friday, March 09, 2018 14:29:30 Pacific Standard Time

Printed: Friday, March 09, 2018 14:38:56 Pacific Standard Time

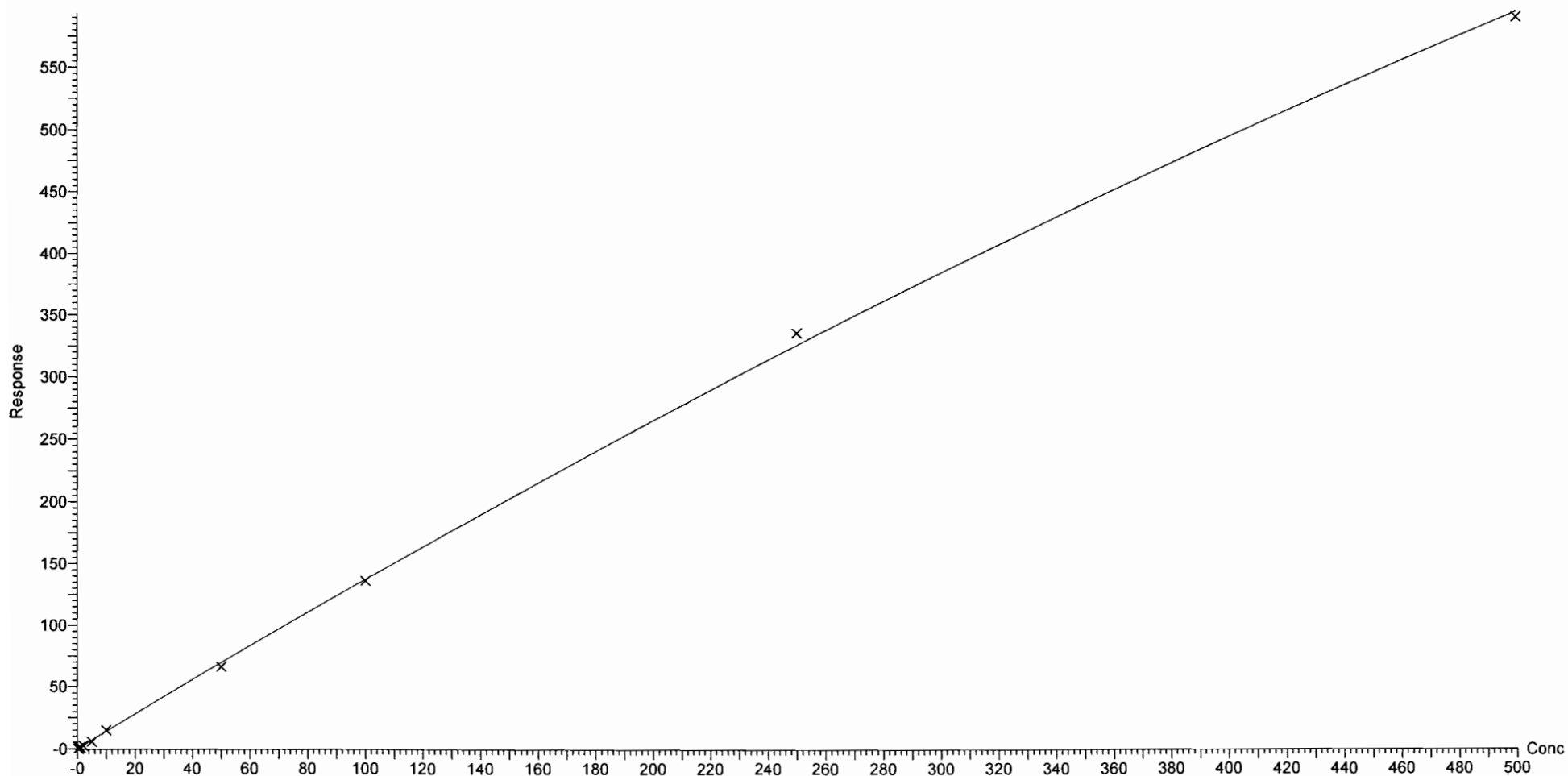
Compound name: N-MeFOSAA

Coefficient of Determination:  $R^2 = 0.999182$

Calibration curve:  $-0.000467895 * x^2 + 1.42023 * x + -0.0981099$

Response type: Internal Std ( Ref 47 ), Area \* ( IS Conc. / IS Area )

Curve type: 2nd Order, Origin: Include, Weighting: 1/x, Axis trans: None



Dataset: F:\Projects\PFAS.PRO\Results\180308M1\180308M1-CRV.qld

Last Altered: Friday, March 09, 2018 14:29:30 Pacific Standard Time

Printed: Friday, March 09, 2018 14:38:56 Pacific Standard Time

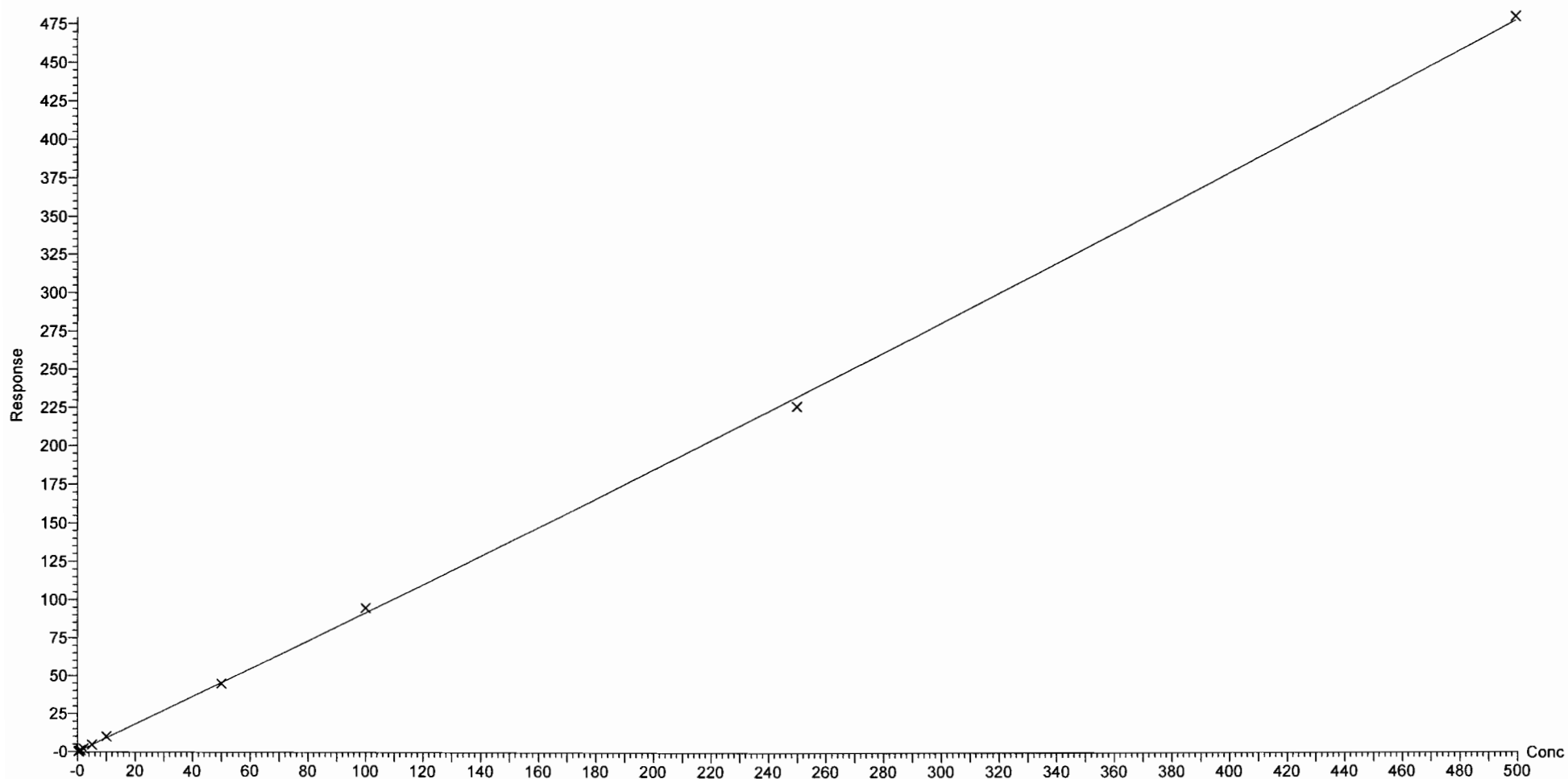
Compound name: N-EtFOSAA

Coefficient of Determination:  $R^2 = 0.999472$

Calibration curve:  $9.83055e-005 * x^2 + 0.904307 * x + 0.0414017$

Response type: Internal Std ( Ref 48 ), Area \* ( IS Conc. / IS Area )

Curve type: 2nd Order, Origin: Include, Weighting: 1/x, Axis trans: None



Dataset: F:\Projects\PFAS.PRO\Results\180308M1\180308M1-CRV.qld

Last Altered: Friday, March 09, 2018 14:29:30 Pacific Standard Time

Printed: Friday, March 09, 2018 14:38:56 Pacific Standard Time

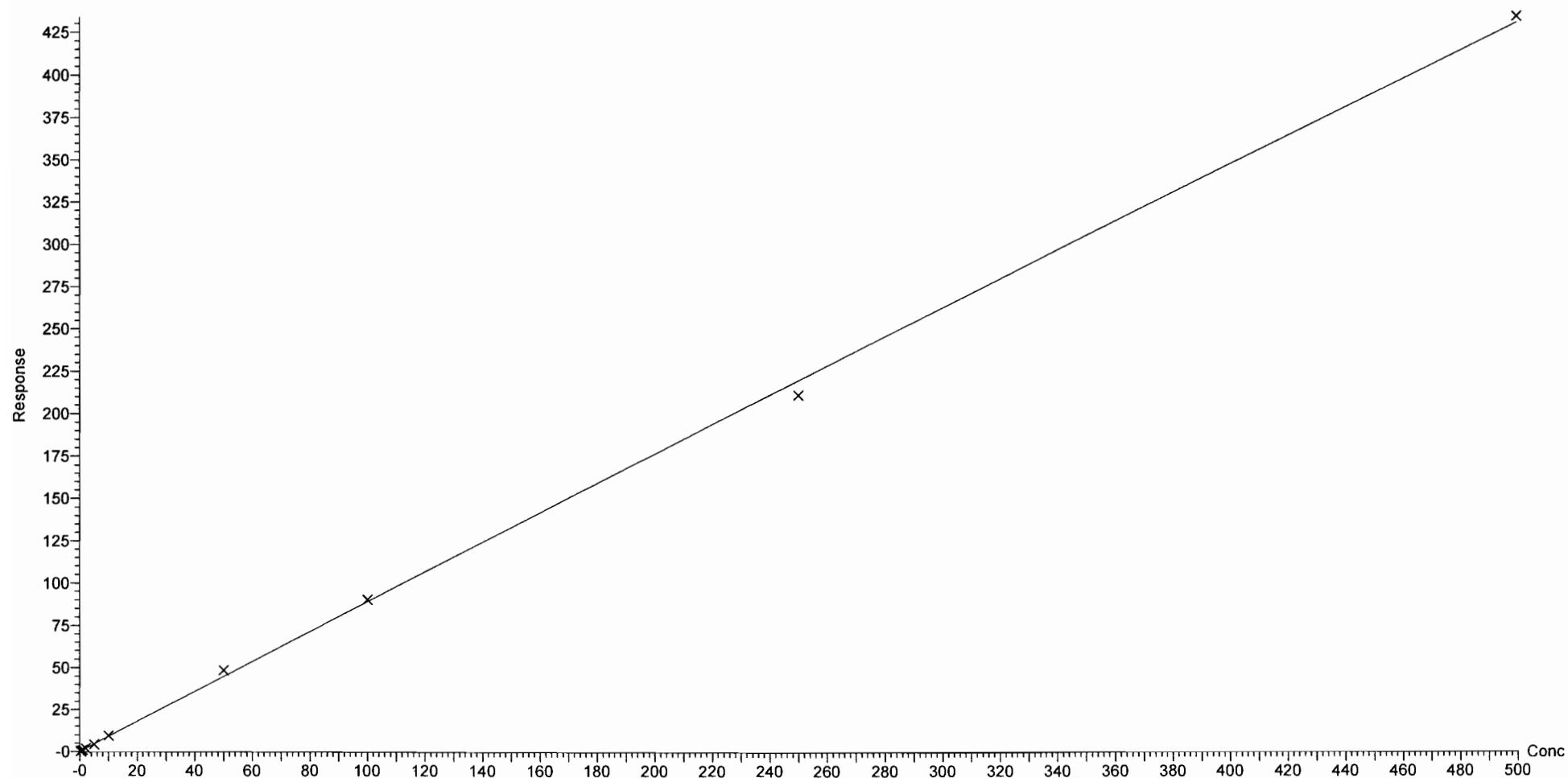
Compound name: PFUdA

Coefficient of Determination:  $R^2 = 0.999003$

Calibration curve:  $-7.73418e-005 * x^2 + 0.898448 * x + 0.10337$

Response type: Internal Std ( Ref 49 ), Area \* ( IS Conc. / IS Area )

Curve type: 2nd Order, Origin: Exclude, Weighting: 1/x, Axis trans: None



Dataset: F:\Projects\PFAS.PRO\Results\180308M1\180308M1-CRV.qld

Last Altered: Friday, March 09, 2018 14:29:30 Pacific Standard Time

Printed: Friday, March 09, 2018 14:38:56 Pacific Standard Time

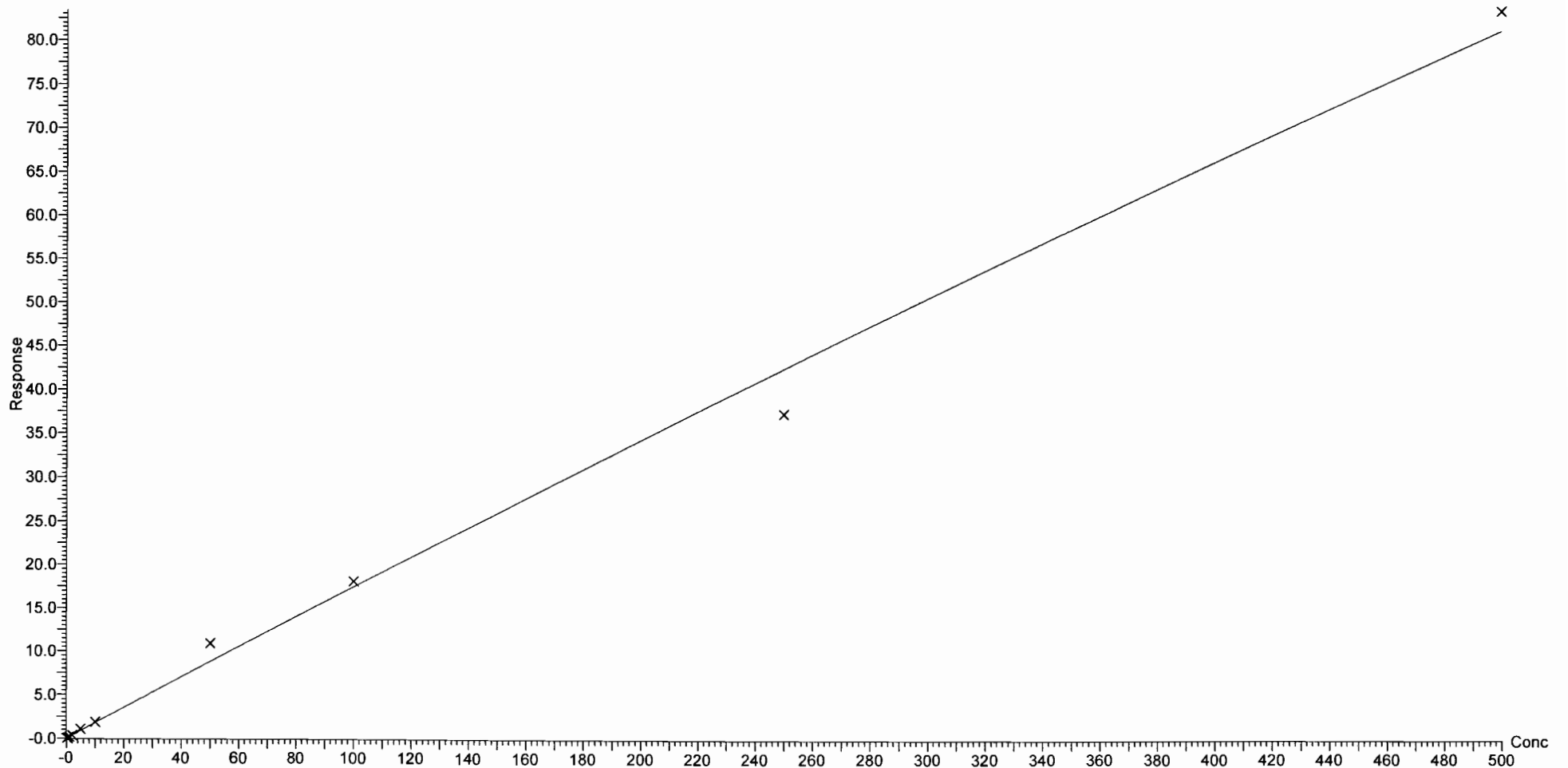
Compound name: PFDS

Coefficient of Determination:  $R^2 = 0.991550$

Calibration curve:  $-3.13629e-005 * x^2 + 0.177964 * x + 0.00391218$

Response type: Internal Std ( Ref 49 ), Area \* ( IS Conc. / IS Area )

Curve type: 2nd Order, Origin: Exclude, Weighting: 1/x, Axis trans: None



Dataset: F:\Projects\PFAS.PRO\Results\180308M1\180308M1-CRV.qld

Last Altered: Friday, March 09, 2018 14:29:30 Pacific Standard Time

Printed: Friday, March 09, 2018 14:38:56 Pacific Standard Time

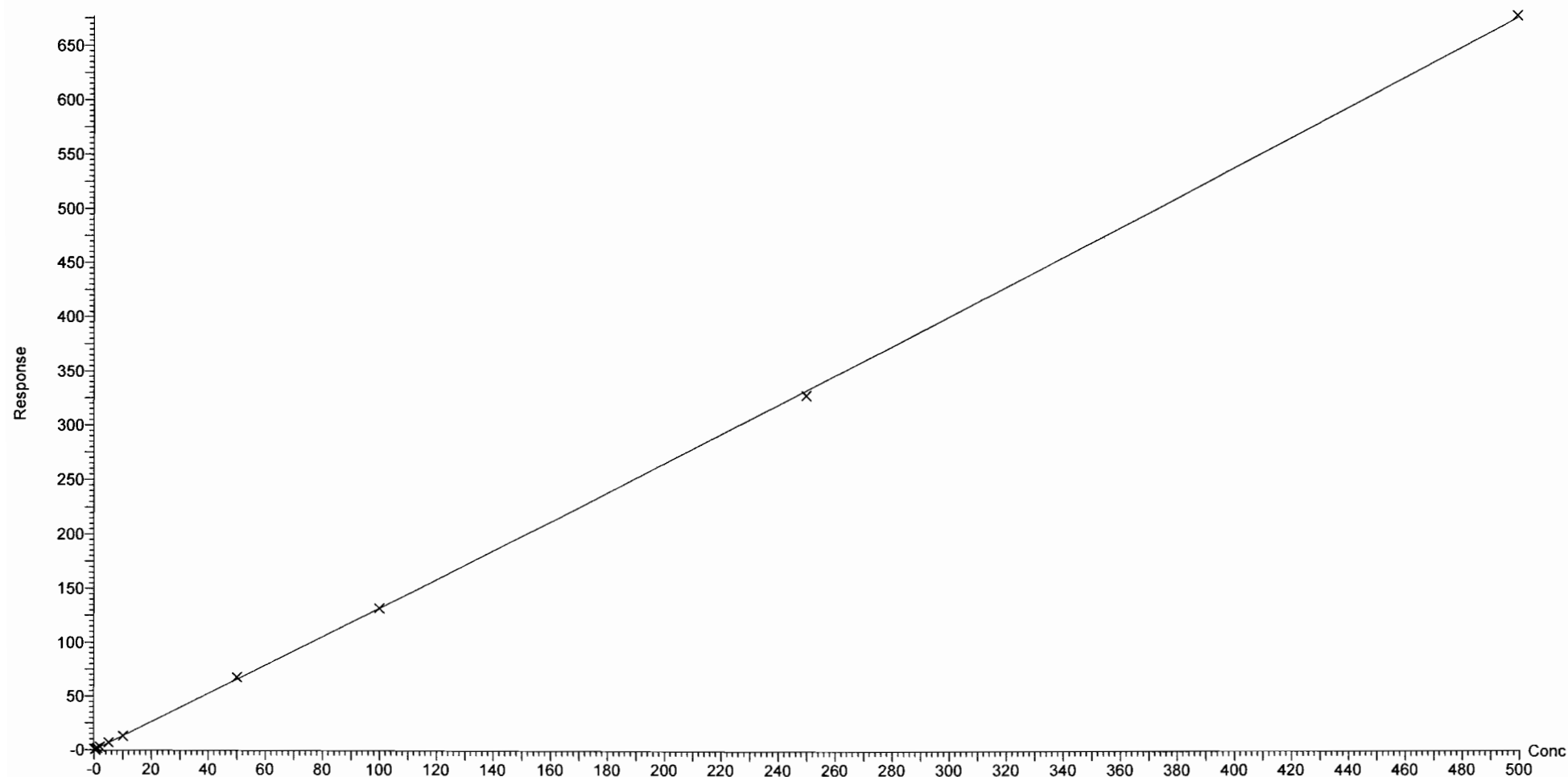
Compound name: PFDoA

Coefficient of Determination:  $R^2 = 0.999817$

Calibration curve:  $7.72928e-005 * x^2 + 1.31111 * x + 0.0727019$

Response type: Internal Std ( Ref 50 ), Area \* ( IS Conc. / IS Area )

Curve type: 2nd Order, Origin: Exclude, Weighting: 1/x, Axis trans: None





Dataset: F:\Projects\PFAS.PRO\Results\180308M1\180308M1-CRV.qld

Last Altered: Friday, March 09, 2018 14:29:30 Pacific Standard Time

Printed: Friday, March 09, 2018 14:38:56 Pacific Standard Time

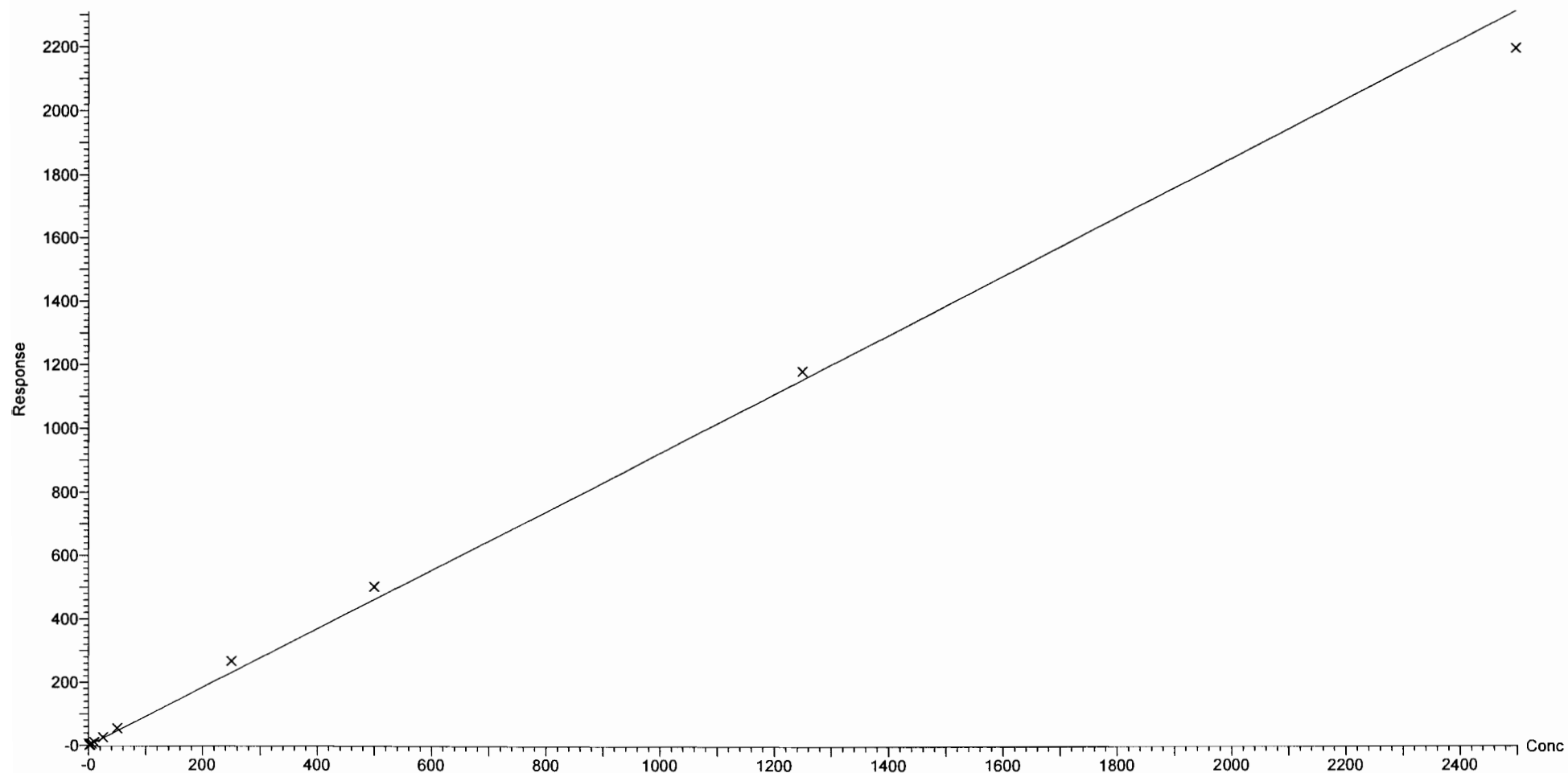
Compound name: N-MeFOSA

Correlation coefficient:  $r = 0.997882$ ,  $r^2 = 0.995769$

Calibration curve:  $0.92364 * x + 0.422598$

Response type: Internal Std ( Ref 51 ), Area \* ( IS Conc. / IS Area )

Curve type: Linear, Origin: Include, Weighting: 1/x, Axis trans: None



Dataset: F:\Projects\PFAS.PRO\Results\180308M1\180308M1-CRV.qld

Last Altered: Friday, March 09, 2018 14:29:30 Pacific Standard Time

Printed: Friday, March 09, 2018 14:38:56 Pacific Standard Time

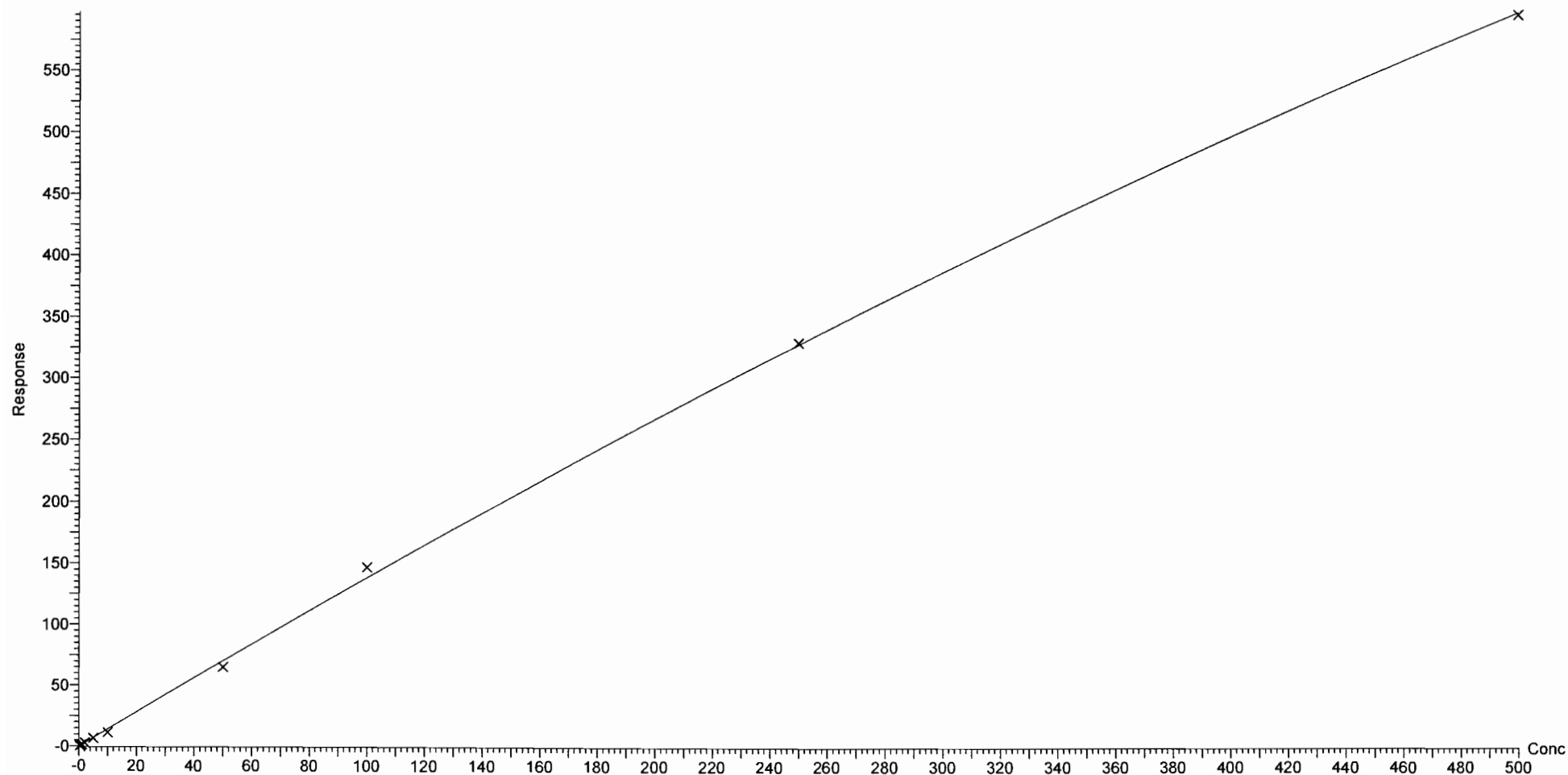
Compound name: PFTrDA

Coefficient of Determination:  $R^2 = 0.998546$

Calibration curve:  $-0.000477293 * x^2 + 1.43304 * x + -0.114427$

Response type: Internal Std ( Ref 50 ), Area \* ( IS Conc. / IS Area )

Curve type: 2nd Order, Origin: Exclude, Weighting: 1/x, Axis trans: None



Dataset: F:\Projects\PFAS.PRO\Results\180308M1\180308M1-CRV.qld

Last Altered: Friday, March 09, 2018 14:29:30 Pacific Standard Time

Printed: Friday, March 09, 2018 14:38:56 Pacific Standard Time

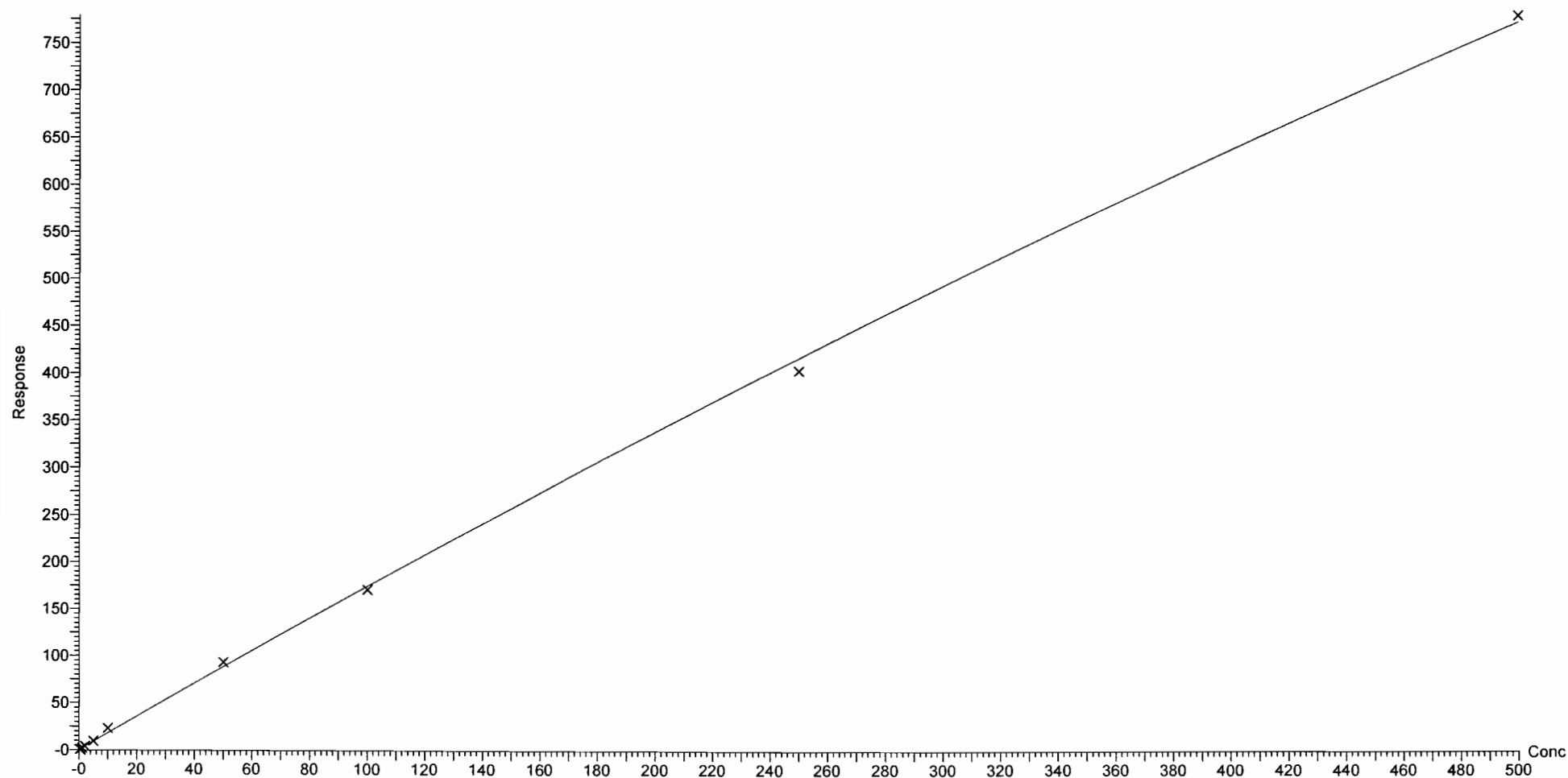
Compound name: PFTeDA

Coefficient of Determination:  $R^2 = 0.998197$

Calibration curve:  $-0.000491386 * x^2 + 1.78919 * x + 0.177482$

Response type: Internal Std ( Ref 52 ), Area \* ( IS Conc. / IS Area )

Curve type: 2nd Order, Origin: Exclude, Weighting: 1/x, Axis trans: None



Dataset: F:\Projects\PFAS.PRO\Results\180308M1\180308M1-CRV.qld

Last Altered: Friday, March 09, 2018 14:29:30 Pacific Standard Time

Printed: Friday, March 09, 2018 14:38:56 Pacific Standard Time

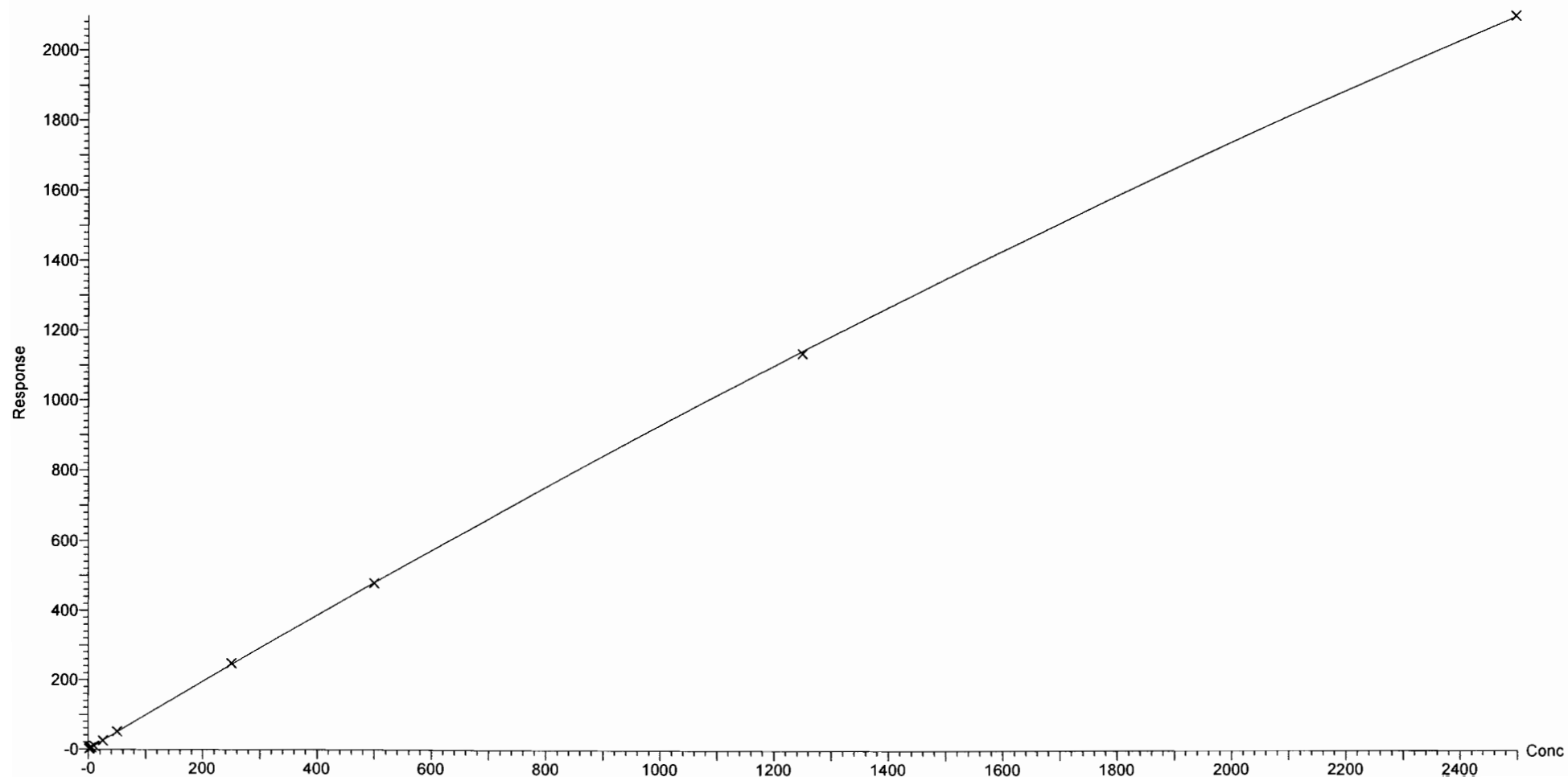
Compound name: N-EtFOSA

Coefficient of Determination:  $R^2 = 0.999957$

Calibration curve:  $-6.11373e-005 * x^2 + 0.990683 * x + 0.0593979$

Response type: Internal Std ( Ref 53 ), Area \* ( IS Conc. / IS Area )

Curve type: 2nd Order, Origin: Exclude, Weighting: 1/x, Axis trans: None



Dataset: F:\Projects\PFAS.PRO\Results\180308M1\180308M1-CRV.qld

Last Altered: Friday, March 09, 2018 14:29:30 Pacific Standard Time

Printed: Friday, March 09, 2018 14:38:56 Pacific Standard Time

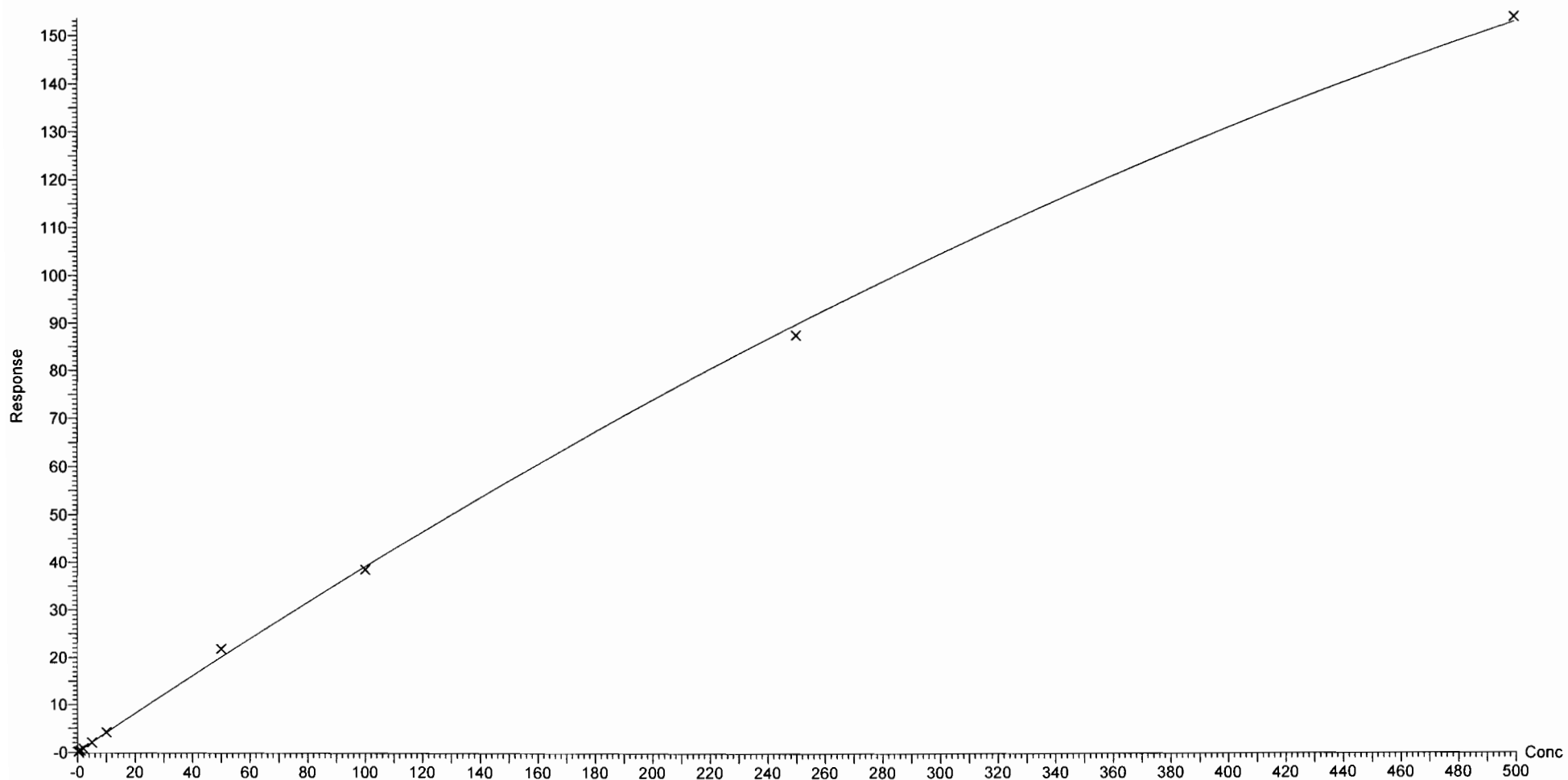
Compound name: PFHxDA

Coefficient of Determination:  $R^2 = 0.999125$

Calibration curve:  $-0.000214695 * x^2 + 0.412444 * x + 0.0120737$

Response type: Internal Std ( Ref 54 ), Area \* ( IS Conc. / IS Area )

Curve type: 2nd Order, Origin: Exclude, Weighting: 1/x, Axis trans: None



Dataset: F:\Projects\PFAS.PRO\Results\180308M1\180308M1-CRV.qld

Last Altered: Friday, March 09, 2018 14:29:30 Pacific Standard Time

Printed: Friday, March 09, 2018 14:38:56 Pacific Standard Time

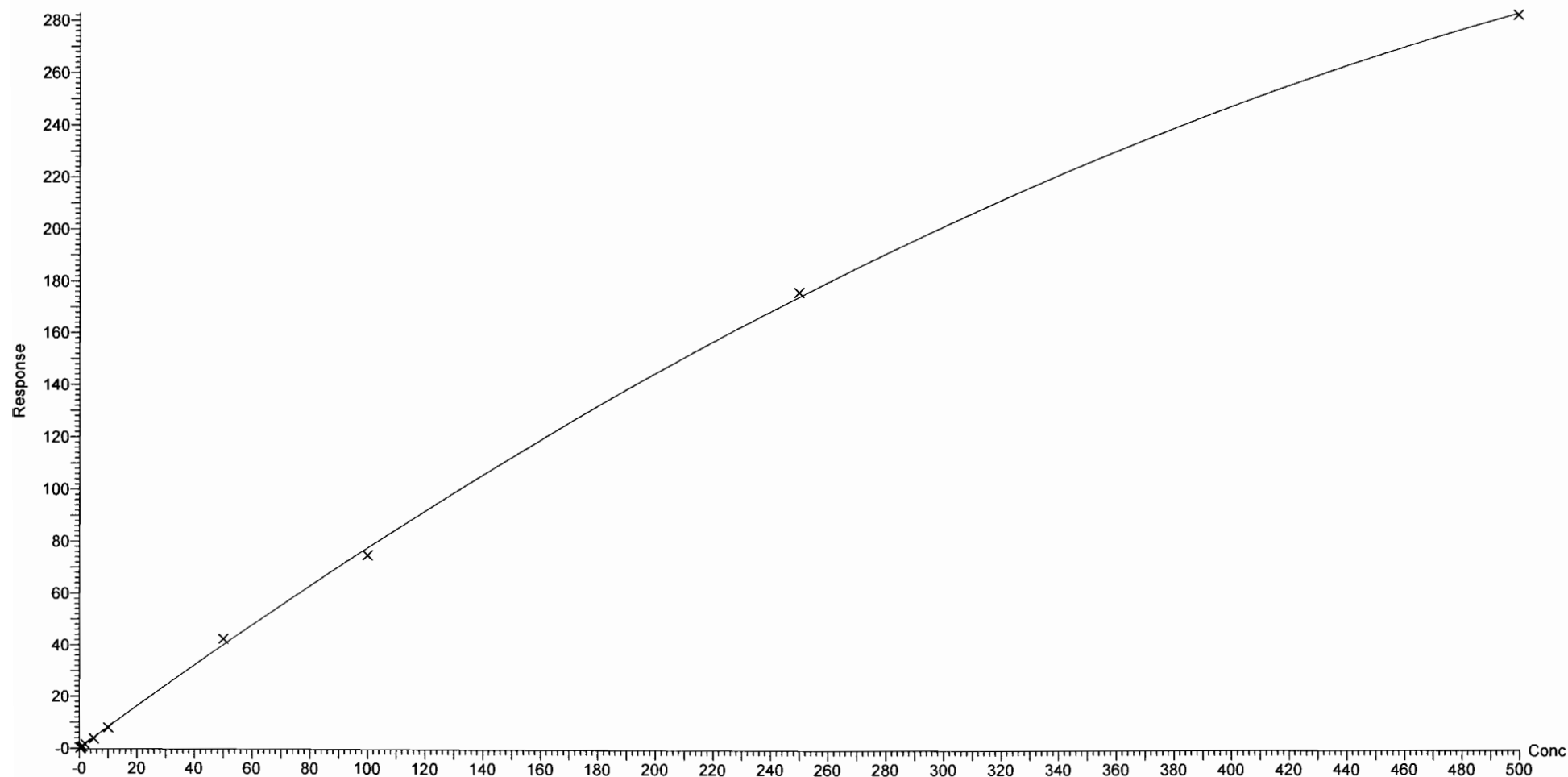
Compound name: PFODA

Coefficient of Determination:  $R^2 = 0.999373$

Calibration curve:  $-0.000527334 * x^2 + 0.829316 * x + -0.00336483$

Response type: Internal Std ( Ref 54 ), Area \* ( IS Conc. / IS Area )

Curve type: 2nd Order, Origin: Include, Weighting: 1/x, Axis trans: None



Dataset: F:\Projects\PFAS.PRO\Results\180308M1\180308M1-CRV.qld

Last Altered: Friday, March 09, 2018 14:29:30 Pacific Standard Time

Printed: Friday, March 09, 2018 14:38:56 Pacific Standard Time

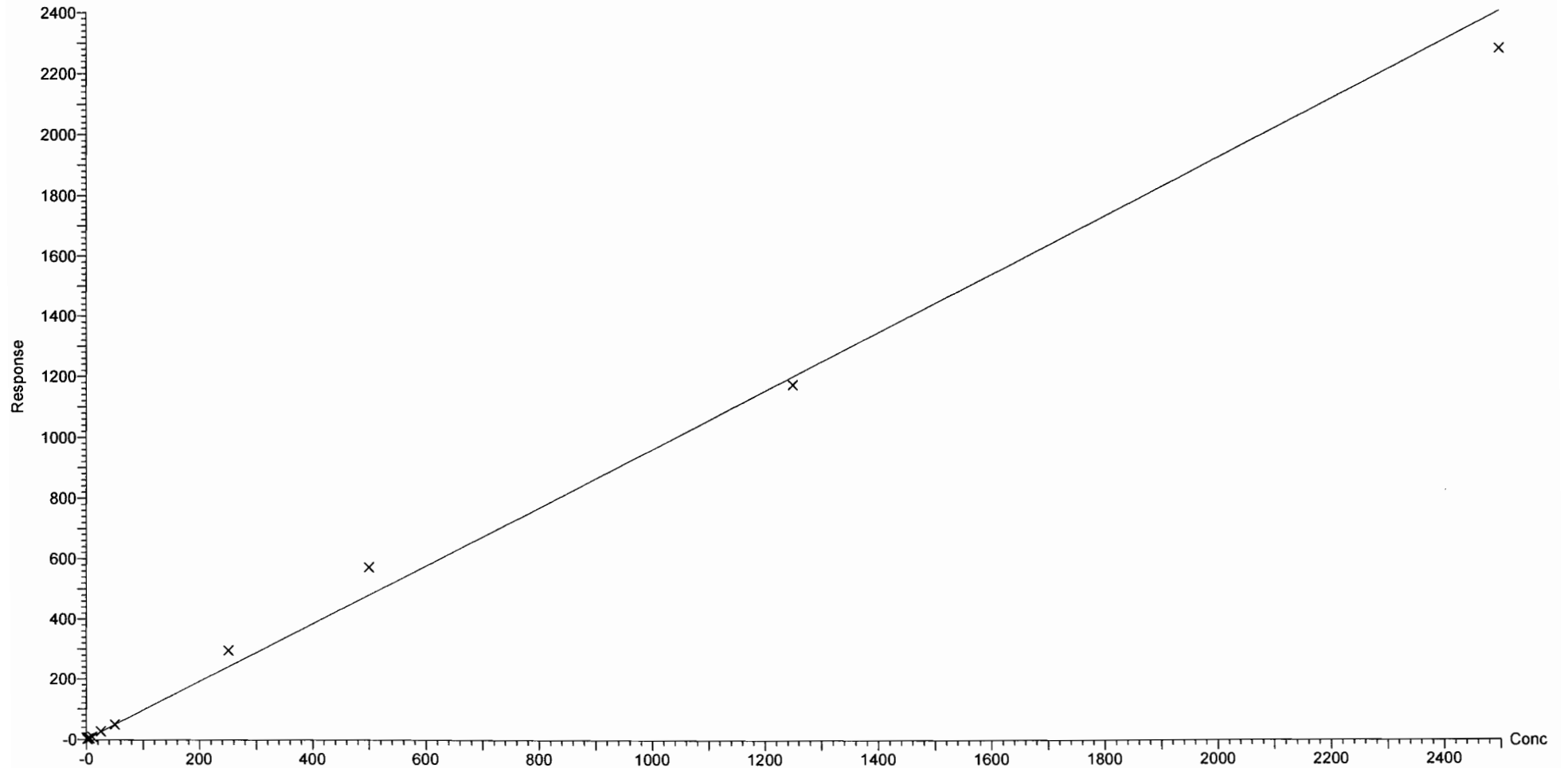
Compound name: N-MeFOSE

Correlation coefficient:  $r = 0.995693$ ,  $r^2 = 0.991405$

Calibration curve:  $0.960104 * x + 0.28057$

Response type: Internal Std ( Ref 55 ), Area \* ( IS Conc. / IS Area )

Curve type: Linear, Origin: Exclude, Weighting: 1/x, Axis trans: None



Dataset: F:\Projects\PFAS.PRO\Results\180308M1\180308M1-CRV.qld

Last Altered: Friday, March 09, 2018 14:29:30 Pacific Standard Time

Printed: Friday, March 09, 2018 14:38:56 Pacific Standard Time

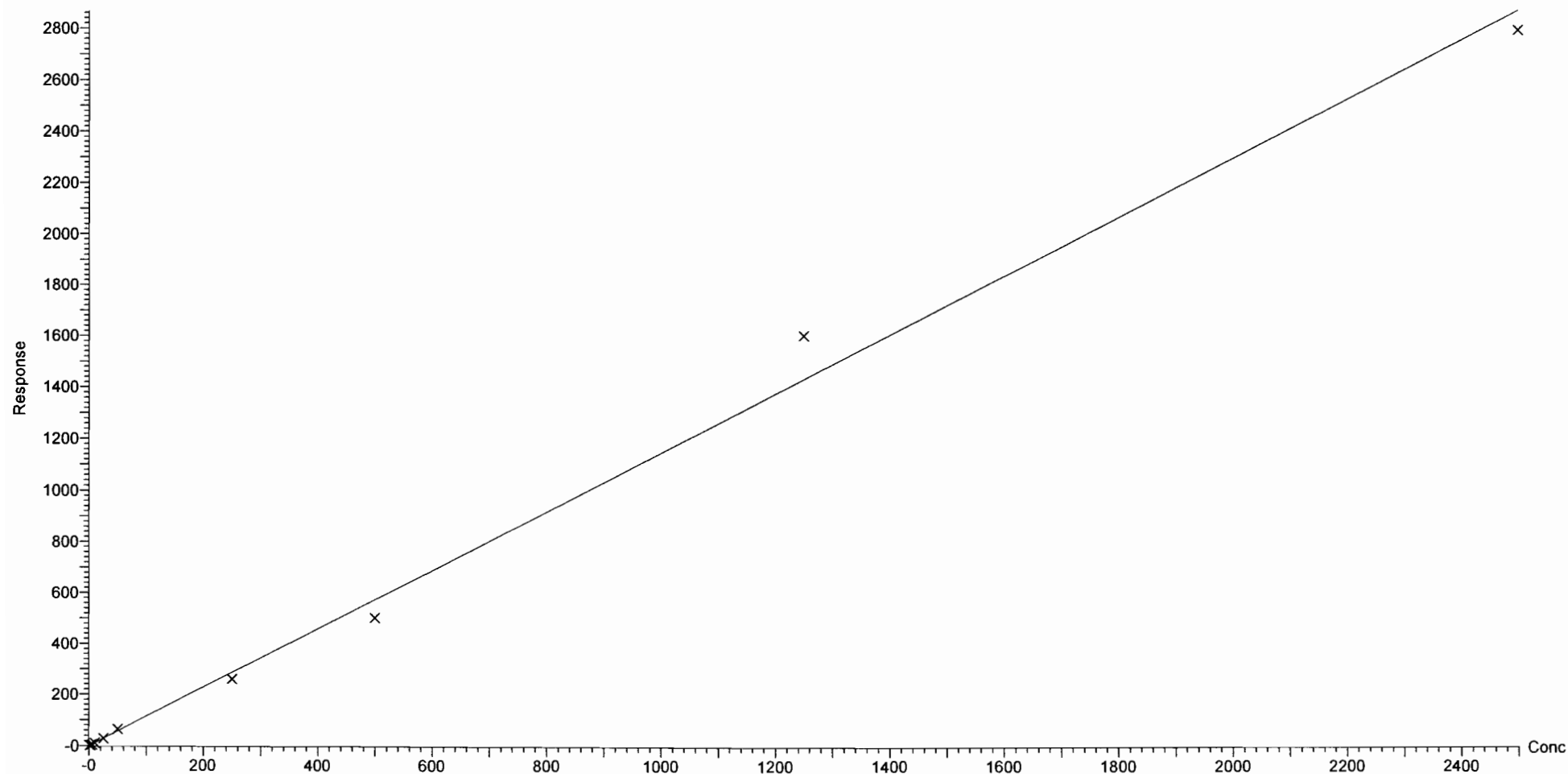
Compound name: N-EtFOSE

Correlation coefficient:  $r = 0.996696$ ,  $r^2 = 0.993402$

Calibration curve:  $1.14661 * x + -0.0413562$

Response type: Internal Std ( Ref 56 ), Area \* ( IS Conc. / IS Area )

Curve type: Linear, Origin: Exclude, Weighting: 1/x, Axis trans: None





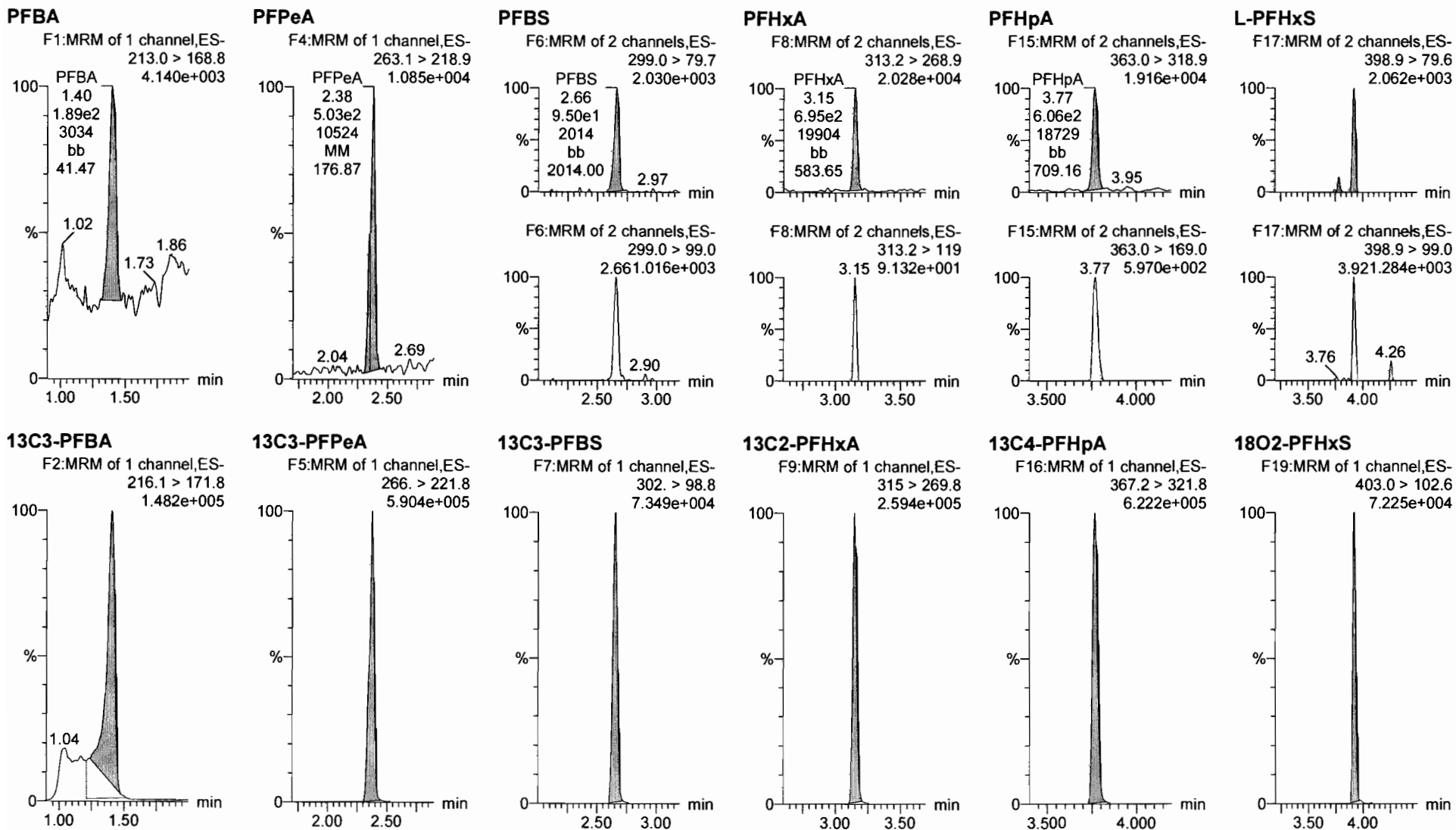
Dataset: F:\Projects\PFAS.PRO\Results\180308M1\180308M1-CRV.qld

Last Altered: Friday, March 09, 2018 14:29:30 Pacific Standard Time  
Printed: Friday, March 09, 2018 14:31:11 Pacific Standard Time

Method: F:\Projects\PFAS.PRO\MethDB\PFAS\_FULL\_80C\_030718.mdb 08 Mar 2018 15:11:54

Calibration: 09 Mar 2018 14:29:30

Name: 180308M1\_2, Date: 08-Mar-2018, Time: 19:25:51, ID: ST180308M1-1 PFC CS-2 18C0602, Description: PFC CS-2 18C0602



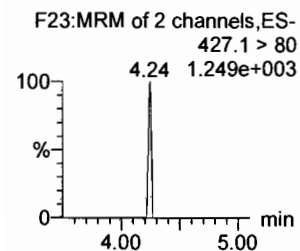
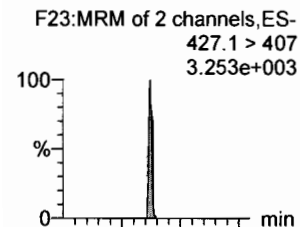
Dataset: F:\Projects\PFAS.PRO\Results\180308M1\180308M1-CRV.qld

Last Altered: Friday, March 09, 2018 14:29:30 Pacific Standard Time

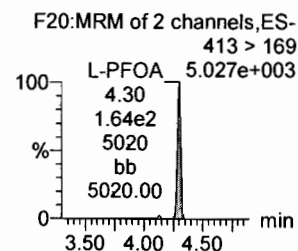
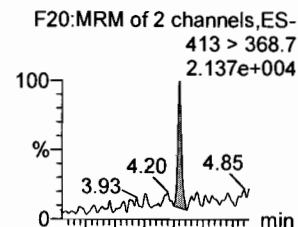
Printed: Friday, March 09, 2018 14:31:11 Pacific Standard Time

Name: 180308M1\_2, Date: 08-Mar-2018, Time: 19:25:51, ID: ST180308M1-1 PFC CS-2 18C0602, Description: PFC CS-2 18C0602

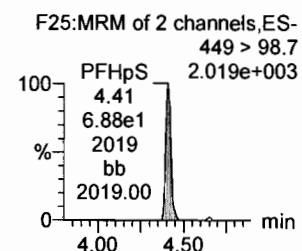
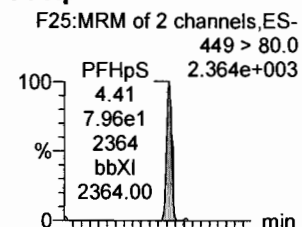
**6:2 FTS**



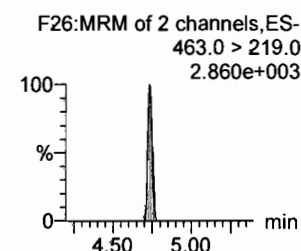
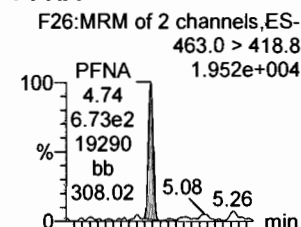
**L-PFOA**



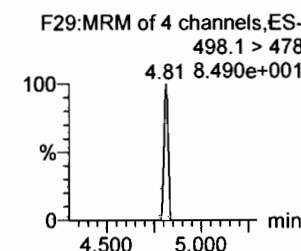
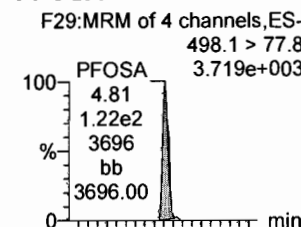
**PFHpS**



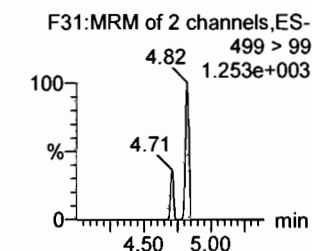
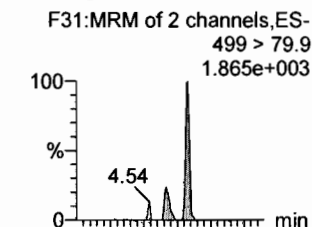
**PFNA**



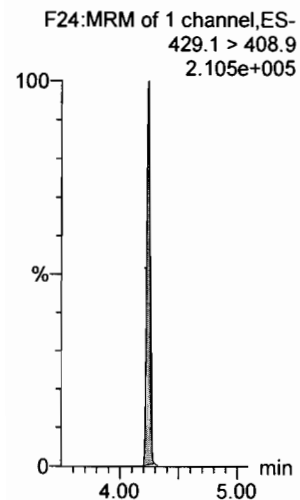
**PFOSA**




**L-PFOS**



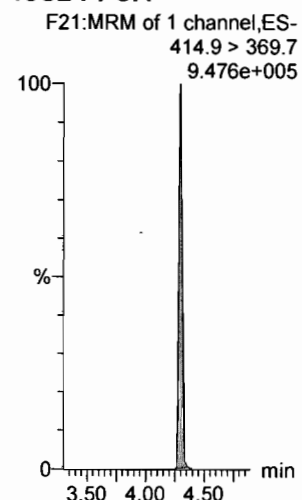
**13C2-6:2 FTS**



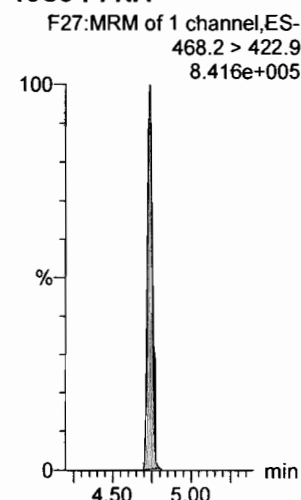
**13C2-PFOA**



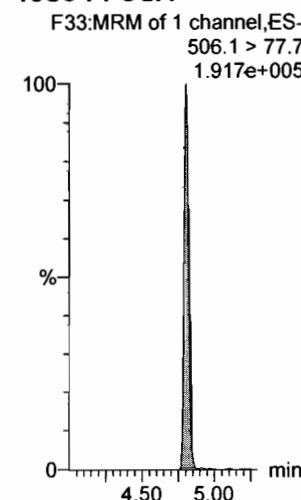
**13C2-PFOA**



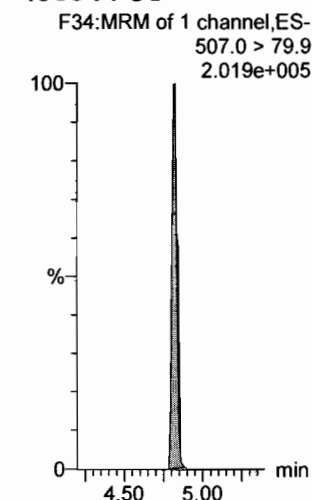
**13C5-PFNA**



**13C8-PFOSA**



**13C8-PFOS**



Dataset: F:\Projects\PFAS.PRO\Results\180308M1\180308M1-CRV.qld

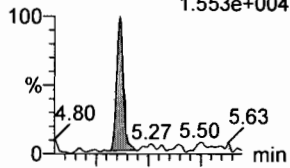
Last Altered: Friday, March 09, 2018 14:29:30 Pacific Standard Time

Printed: Friday, March 09, 2018 14:31:11 Pacific Standard Time

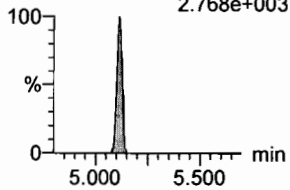
Name: 180308M1\_2, Date: 08-Mar-2018, Time: 19:25:51, ID: ST180308M1-1 PFC CS-2 18C0602, Description: PFC CS-2 18C0602

**PFDA**

F36:MRM of 2 channels,ES-  
513 > 468.8  
1.553e+004

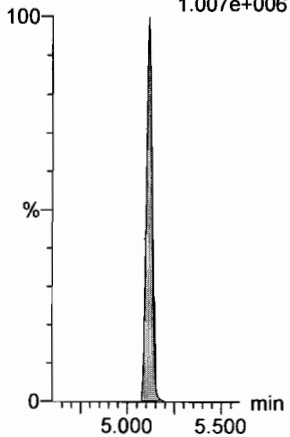


F36:MRM of 2 channels,ES-  
513 > 219  
2.768e+003



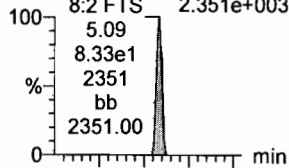
**13C2-PFDA**

F37:MRM of 1 channel,ES-  
515.1 > 469.9  
1.007e+006

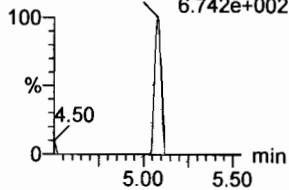


**8:2 FTS**

F41:MRM of 2 channels,ES-  
527 > 506.9  
2.351e+003

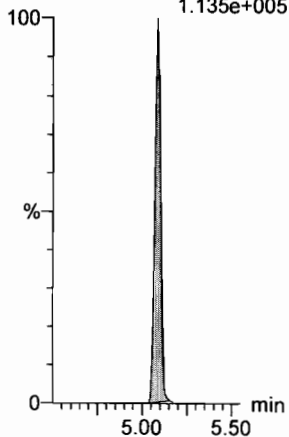


F41:MRM of 2 channels,ES-  
527 > 80  
6.742e+002



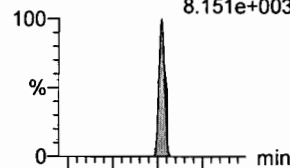
**13C2-8:2 FTS**

F42:MRM of 1 channel,ES-  
529.1 > 508.7  
1.135e+005

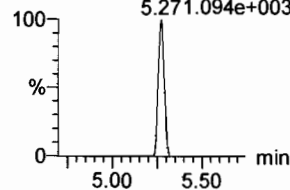


**N-MeFOSAA**

F47:MRM of 2 channels,ES-  
570.1 > 419  
8.151e+003

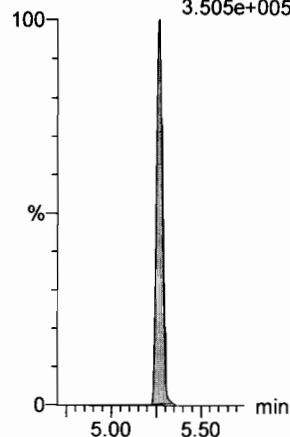


F47:MRM of 2 channels,ES-  
570.1 > 483.0  
5.271.094e+003



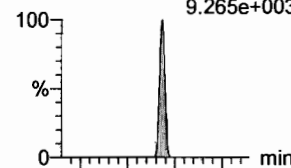
**d3-N-MeFOSAA**

F49:MRM of 1 channel,ES-  
573.3 > 419  
3.505e+005

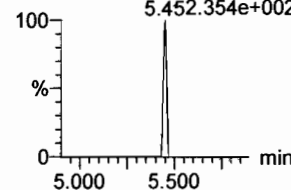


**N-EtFOSAA**

F50:MRM of 2 channels,ES-  
584.2 > 419  
9.265e+003

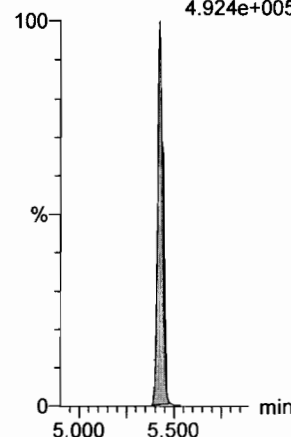


F50:MRM of 2 channels,ES-  
584.2 > 483.0  
5.452.354e+002



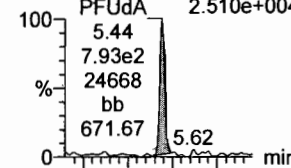
**d5-N-EtFOSAA**

F51:MRM of 1 channel,ES-  
589.3 > 419  
4.924e+005

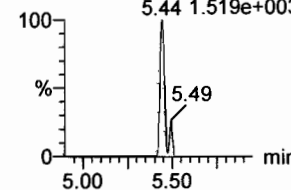


**PFUdA**

F45:MRM of 2 channels,ES-  
563.0 > 518.9  
2.510e+004

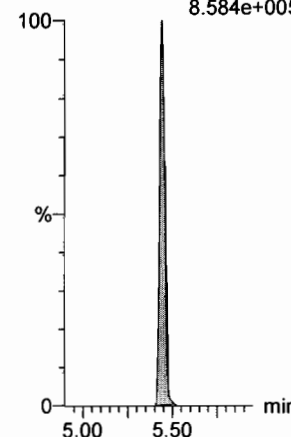


F45:MRM of 2 channels,ES-  
563.0 > 269  
1.519e+003



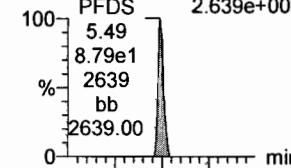
**13C2-PFUdA**

F46:MRM of 1 channel,ES-  
565 > 519.8  
8.584e+005

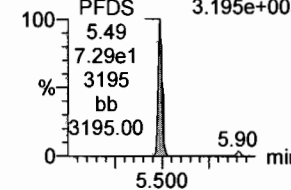


**PFDS**

F52:MRM of 2 channels,ES-  
598.8 > 80  
2.639e+003

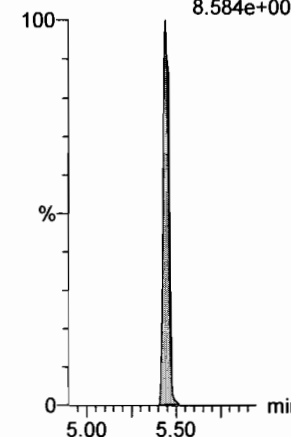


F52:MRM of 2 channels,ES-  
598.8 > 98.7  
3.195e+003



**13C2-PFUdA**

F46:MRM of 1 channel,ES-  
565 > 519.8  
8.584e+005



Dataset: F:\Projects\PFAS.PRO\Results\180308M1\180308M1-CRV.qld

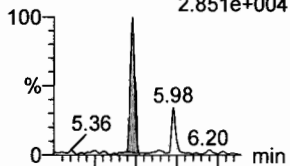
Last Altered: Friday, March 09, 2018 14:29:30 Pacific Standard Time

Printed: Friday, March 09, 2018 14:31:11 Pacific Standard Time

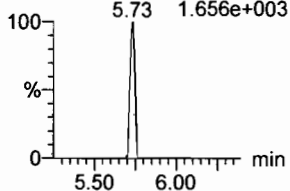
Name: 180308M1\_2, Date: 08-Mar-2018, Time: 19:25:51, ID: ST180308M1-1 PFC CS-2 18C0602, Description: PFC CS-2 18C0602

**PFDoA**

F53:MRM of 4 channels,ES-  
612.9 > 569.0  
2.851e+004

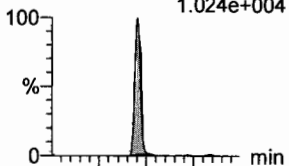


F53:MRM of 4 channels,ES-  
612.9 > 318.8  
1.656e+003

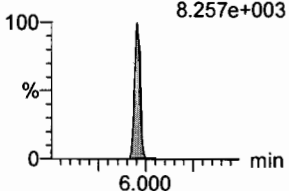


**N-MeFOSA**

F35:MRM of 2 channels,ES-  
512.1 > 168.9  
1.024e+004

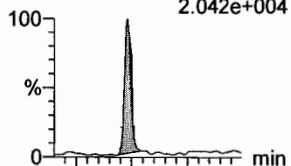


F35:MRM of 2 channels,ES-  
512.1 > 219  
8.257e+003

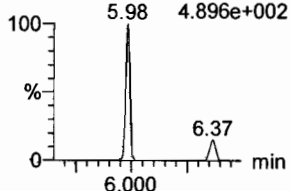


**PFTrDA**

F59:MRM of 2 channels,ES-  
662.9 > 618.9  
2.042e+004



F59:MRM of 2 channels,ES-  
662.9 > 319  
4.896e+002

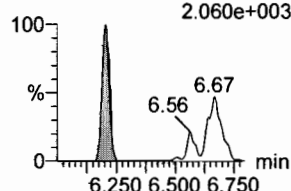


**PFTeDA**

F60:MRM of 2 channels,ES-  
712.9 > 668.8  
2.012e+004

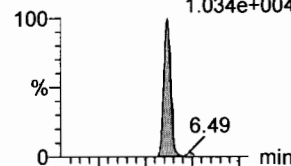


F60:MRM of 2 channels,ES-  
712.9 > 369  
2.060e+003

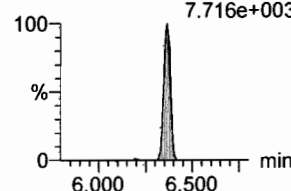


**N-EtFOSA**

F40:MRM of 2 channels,ES-  
526.1 > 168.9  
1.034e+004

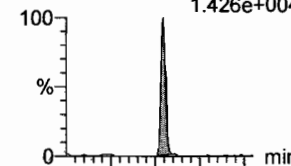


F40:MRM of 2 channels,ES-  
526.1 > 219  
7.716e+003

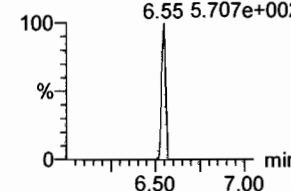


**PFHxDA**

F62:MRM of 2 channels,ES-  
813.1 > 768.6  
1.426e+004

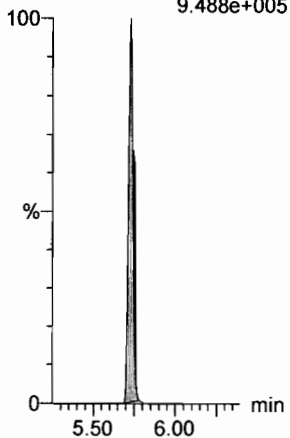


F62:MRM of 2 channels,ES-  
813.1 > 219  
5.707e+002



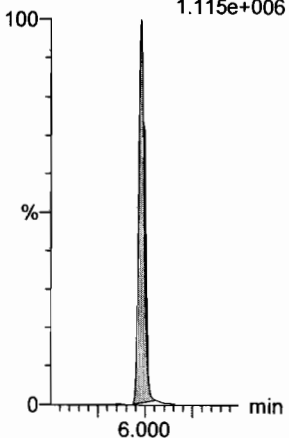
**13C2-PFDoA**

F54:MRM of 2 channels,ES-  
615.0 > 569.7  
9.488e+005



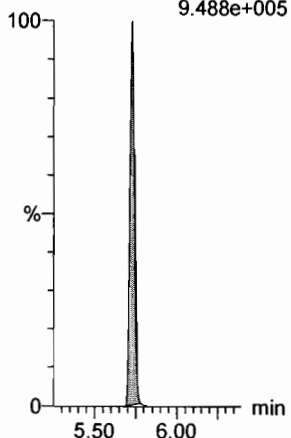
**d3-N-MeFOSA**

F38:MRM of 1 channel,ES-  
515.2 > 168.9  
1.115e+006



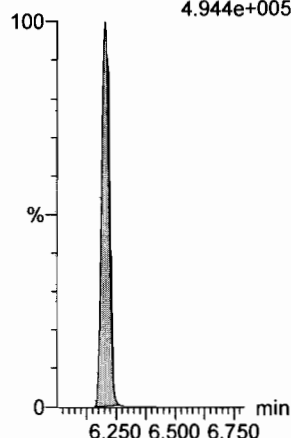
**13C2-PFDoA**

F54:MRM of 2 channels,ES-  
615.0 > 569.7  
9.488e+005



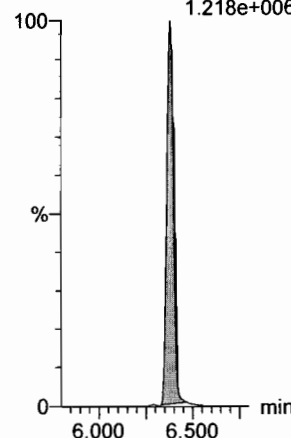
**13C2-PFTeDA**

F61:MRM of 2 channels,ES-  
714.8 > 669.6  
4.944e+005



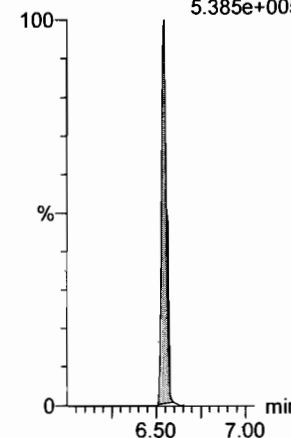
**d5-N-ETFOSA**

F43:MRM of 1 channel,ES-  
531.1 > 168.9  
1.218e+006



**13C2-PFHxDA**

F63:MRM of 1 channel,ES-  
815 > 769.7  
5.385e+005



Dataset: F:\Projects\PFAS.PRO\Results\180308M1\180308M1-CRV.qld


Last Altered: Friday, March 09, 2018 14:29:30 Pacific Standard Time

Printed: Friday, March 09, 2018 14:31:11 Pacific Standard Time

Name: 180308M1\_2, Date: 08-Mar-2018, Time: 19:25:51, ID: ST180308M1-1 PFC CS-2 18C0602, Description: PFC CS-2 18C0602

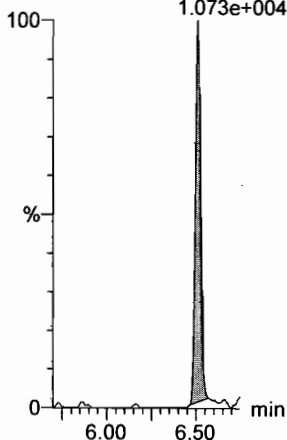
**PFODA**

F64:MRM of 1 channel,ES-  
913.1 > 868.8  
2.726e+004



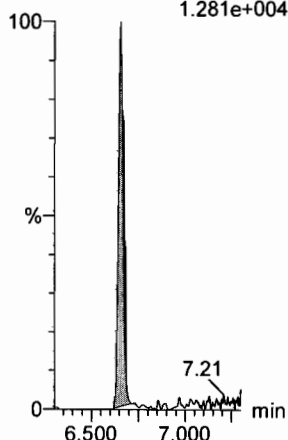
**N-MeFOSE**

F55:MRM of 1 channel,ES-  
616.1 > 58.9  
1.073e+004



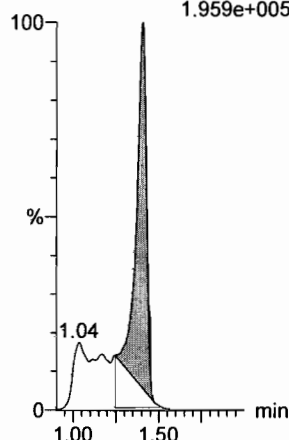
**N-EtFOSE**

F57:MRM of 1 channel,ES-  
630.1 > 58.9  
1.281e+004



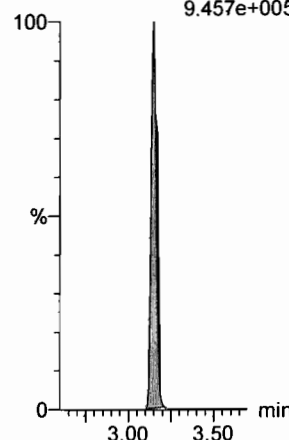
**13C4-PFBA**

F3:MRM of 1 channel,ES-  
217. > 171.8  
1.959e+005



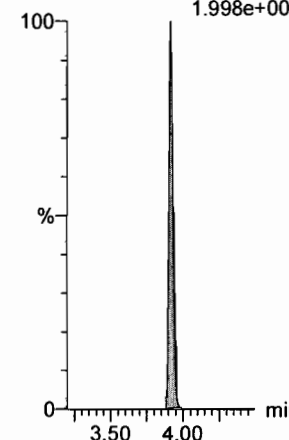
**13C5-PFHxA**

F10:MRM of 1 channel,ES-  
318 > 272.9  
9.457e+005



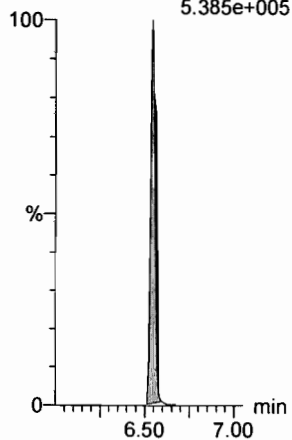
**13C3-PFHxA**

F18:MRM of 1 channel,ES-  
401.9 > 79.9  
1.998e+005



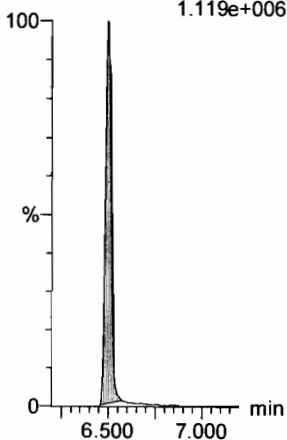
**13C2-PFHxDA**

F63:MRM of 1 channel,ES-  
815 > 769.7  
5.385e+005



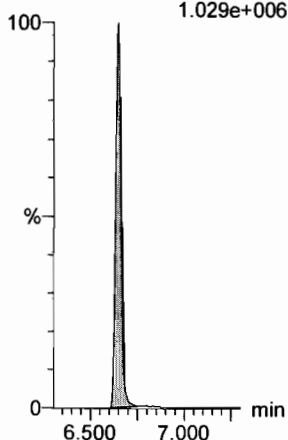
**d7-N-MeFOSE**

F56:MRM of 1 channel,ES-  
623.1 > 58.9  
1.119e+006



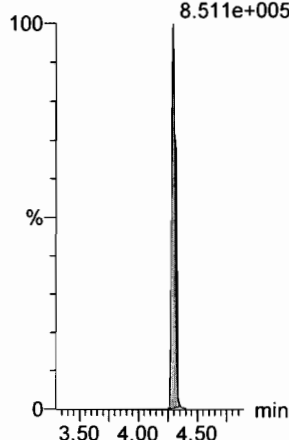
**d9-N-EtFOSE**

F58:MRM of 1 channel,ES-  
639.2 > 58.8  
1.029e+006



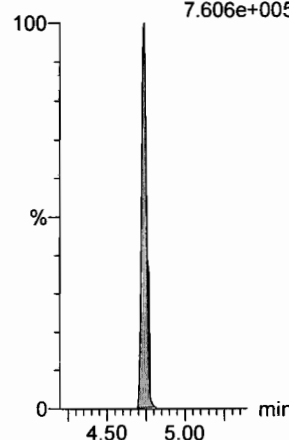
**13C8-PFOA**

F22:MRM of 1 channel,ES-  
421.3 > 376  
8.511e+005



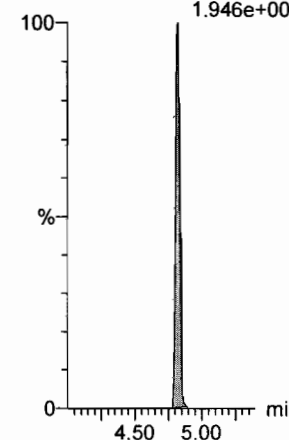
**13C9-PFNA**

F28:MRM of 1 channel,ES-  
472.2 > 426.9  
7.606e+005



**13C4-PFOS**

F32:MRM of 1 channel,ES-  
503 > 79.9  
1.946e+005



Dataset: F:\Projects\PFAS.PRO\Results\180308M1\180308M1-CRV.qld

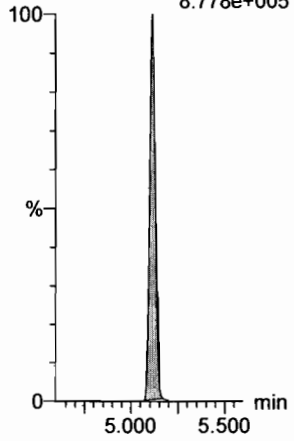
Last Altered: Friday, March 09, 2018 14:29:30 Pacific Standard Time

Printed: Friday, March 09, 2018 14:31:11 Pacific Standard Time

Name: 180308M1\_2, Date: 08-Mar-2018, Time: 19:25:51, ID: ST180308M1-1 PFC CS-2 18C0602, Description: PFC CS-2 18C0602

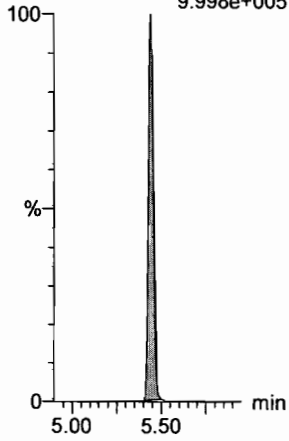
13C6-PFDA

F39:MRM of 1 channel,ES-  
519.1 > 473.7  
8.778e+005



13C7-PFUdA

F48:MRM of 1 channel,ES-  
570.1 > 524.8  
9.998e+005



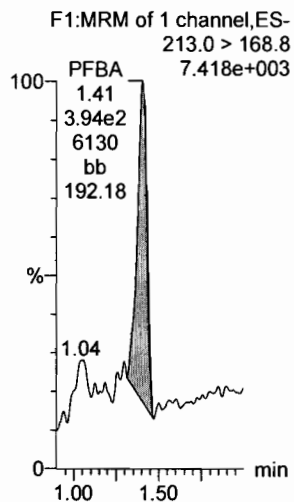
Dataset: F:\Projects\PFAS.PRO\Results\180308M1\180308M1-CRV.qld

Last Altered: Friday, March 09, 2018 14:29:30 Pacific Standard Time

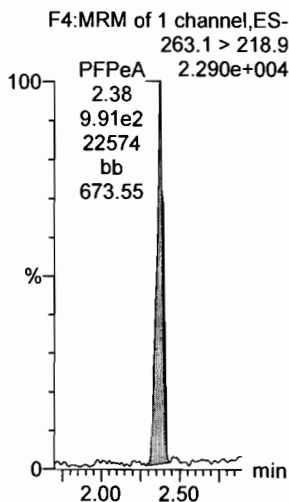
Printed: Friday, March 09, 2018 14:31:11 Pacific Standard Time

Name: 180308M1\_3, Date: 08-Mar-2018, Time: 19:37:18, ID: ST180308M1-2 PFC CS-1 18C0603, Description: PFC CS-1 18C0603

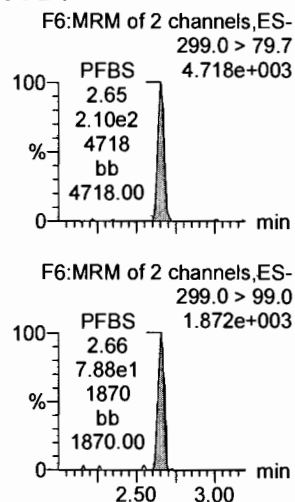
**PFBA**



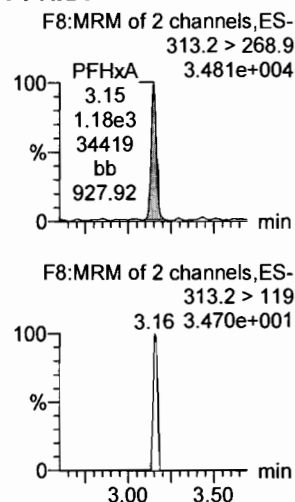
**PFPeA**



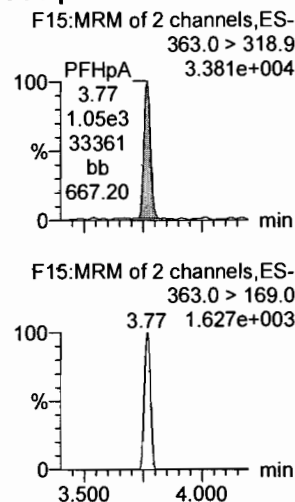
**PFBS**




**PFHxA**



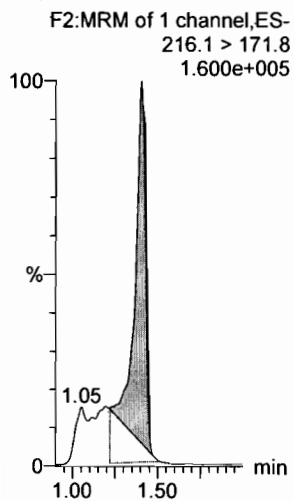
**PFHpA**



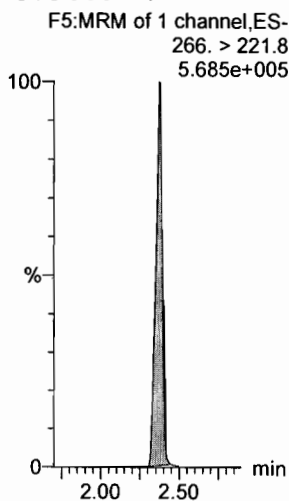
**L-PFHxS**



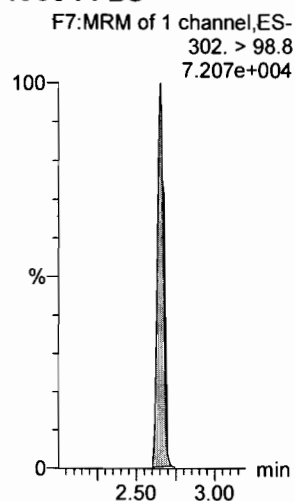
**13C3-PFBA**



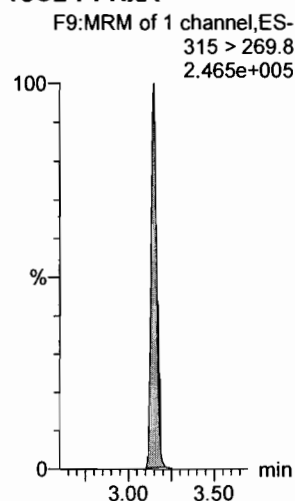
**13C3-PFPeA**



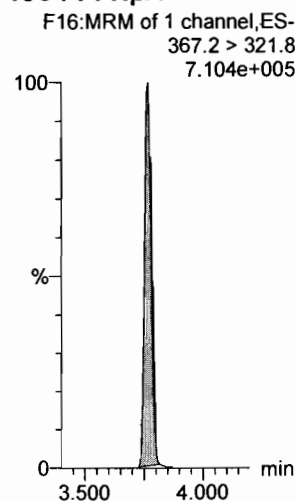
**13C3-PFBS**



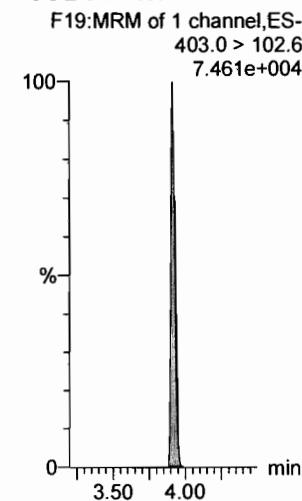
**13C2-PFHxA**



**13C4-PFHpA**



**18O2-PFHxS**



Dataset: F:\Projects\PFAS.PRO\Results\180308M1\180308M1-CRV.qld

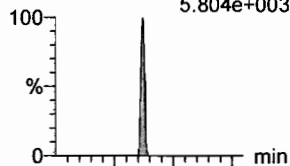
Last Altered: Friday, March 09, 2018 14:29:30 Pacific Standard Time

Printed: Friday, March 09, 2018 14:31:11 Pacific Standard Time

Name: 180308M1\_3, Date: 08-Mar-2018, Time: 19:37:18, ID: ST180308M1-2 PFC CS-1 18C0603, Description: PFC CS-1 18C0603

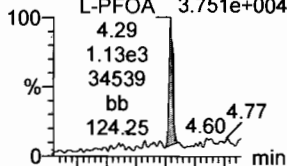
6:2 FTS

F23:MRM of 2 channels,ES-  
427.1 > 407  
5.804e+003



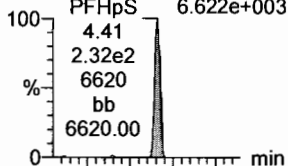
L-PFOA

F20:MRM of 2 channels,ES-  
413 > 368.7  
3.751e+004



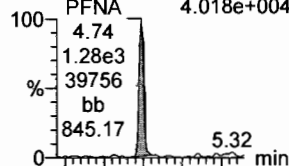
PFHpS

F25:MRM of 2 channels,ES-  
449 > 80.0  
6.622e+003



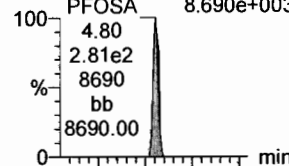
PFNA

F26:MRM of 2 channels,ES-  
463.0 > 418.8  
4.018e+004



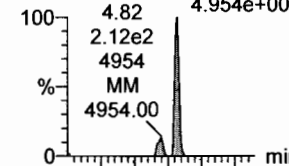
PFOSA

F29:MRM of 4 channels,ES-  
498.1 > 77.8  
8.690e+003

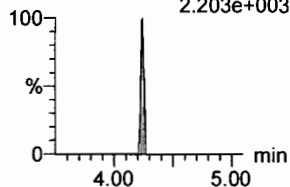


L-PFOS

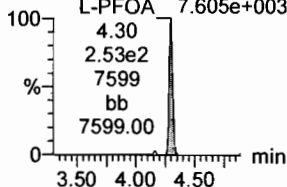
F31:MRM of 2 channels,ES-  
499 > 79.9  
4.954e+003



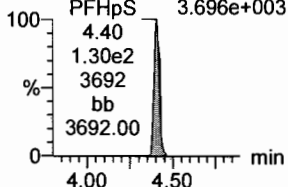
F23:MRM of 2 channels,ES-  
427.1 > 80  
2.203e+003



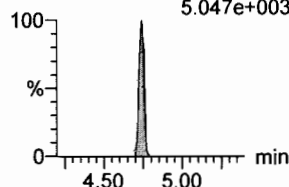
F20:MRM of 2 channels,ES-  
413 > 169  
7.605e+003



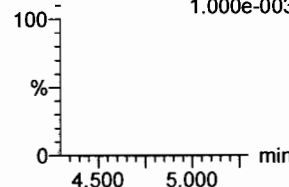
F25:MRM of 2 channels,ES-  
449 > 98.7  
3.696e+003



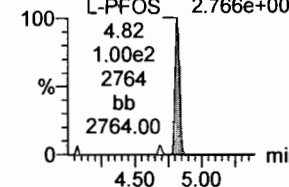
F26:MRM of 2 channels,ES-  
463.0 > 219.0  
5.047e+003



F29:MRM of 4 channels,ES-  
498.1 > 478  
1.000e-003

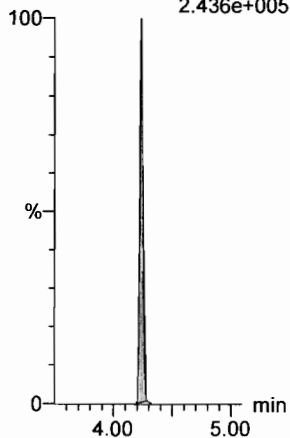


F31:MRM of 2 channels,ES-  
499 > 99  
2.766e+003



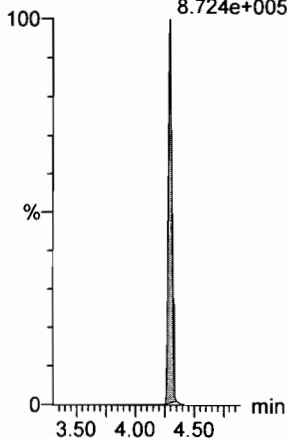
13C2-6:2 FTS

F24:MRM of 1 channel,ES-  
429.1 > 408.9  
2.436e+005



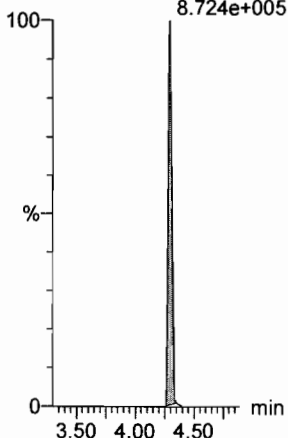
13C2-PFOA

F21:MRM of 1 channel,ES-  
414.9 > 369.7  
8.724e+005



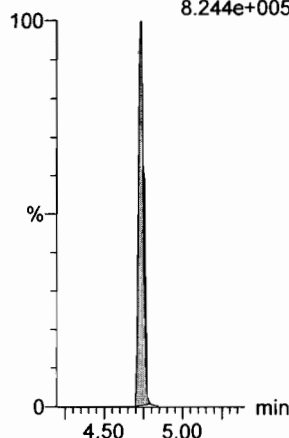
13C2-PFOA

F21:MRM of 1 channel,ES-  
414.9 > 369.7  
8.724e+005



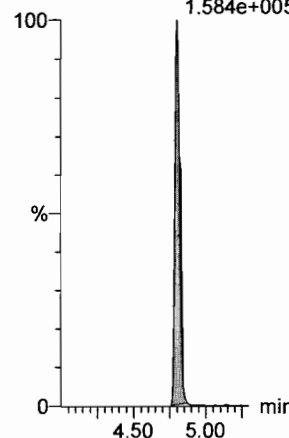
13C5-PFNA

F27:MRM of 1 channel,ES-  
468.2 > 422.9  
8.244e+005



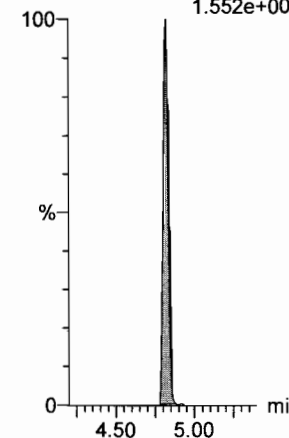
13C8-PFOA

F33:MRM of 1 channel,ES-  
506.1 > 77.7  
1.584e+005



13C8-PFOS

F34:MRM of 1 channel,ES-  
507.0 > 79.9  
1.552e+005





Dataset: F:\Projects\PFAS.PRO\Results\180308M1\180308M1-CRV.qld

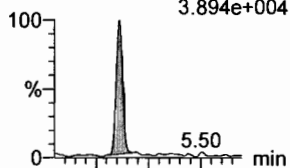
Last Altered: Friday, March 09, 2018 14:29:30 Pacific Standard Time

Printed: Friday, March 09, 2018 14:31:11 Pacific Standard Time

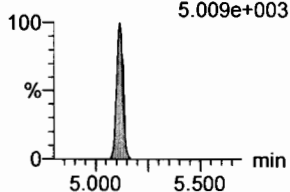
Name: 180308M1\_3, Date: 08-Mar-2018, Time: 19:37:18, ID: ST180308M1-2 PFC CS-1 18C0603, Description: PFC CS-1 18C0603

**PFDA**

F36:MRM of 2 channels,ES-  
513 > 468.8  
3.894e+004

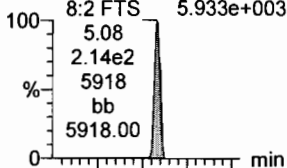


F36:MRM of 2 channels,ES-  
513 > 219  
5.009e+003

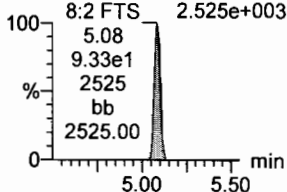


**8:2 FTS**

F41:MRM of 2 channels,ES-  
527 > 506.9  
5.933e+003

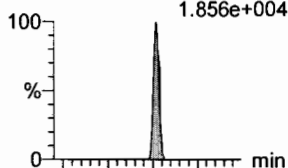


F41:MRM of 2 channels,ES-  
527 > 80  
2.525e+003

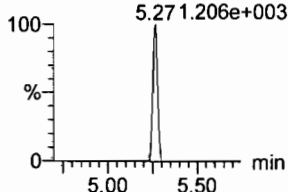


**N-MeFOSAA**

F47:MRM of 2 channels,ES-  
570.1 > 419  
1.856e+004

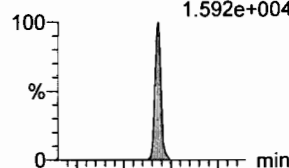


F47:MRM of 2 channels,ES-  
570.1 > 483.0  
5.271.206e+003

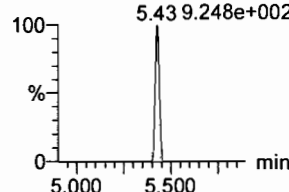


**N-EtFOSAA**

F50:MRM of 2 channels,ES-  
584.2 > 419  
1.592e+004

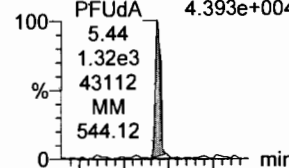


F50:MRM of 2 channels,ES-  
584.2 > 483.0  
5.439.248e+002

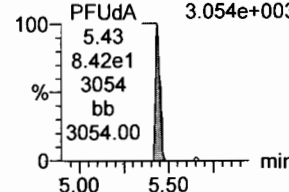


**PFUdA**

F45:MRM of 2 channels,ES-  
563.0 > 518.9  
4.393e+004

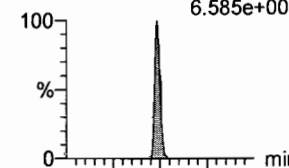


F45:MRM of 2 channels,ES-  
563.0 > 269  
3.054e+003

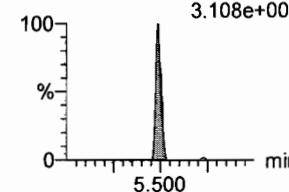


**PFDS**

F52:MRM of 2 channels,ES-  
598.8 > 80  
6.585e+003

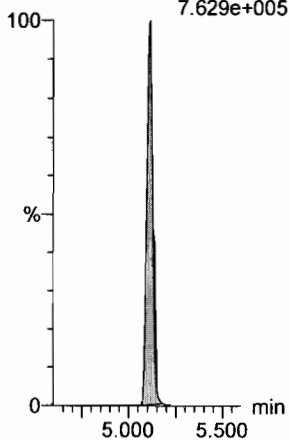


F52:MRM of 2 channels,ES-  
598.8 > 98.7  
3.108e+003



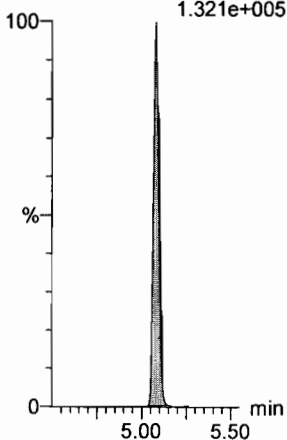
**13C2-PFDA**

F37:MRM of 1 channel,ES-  
515.1 > 469.9  
7.629e+005



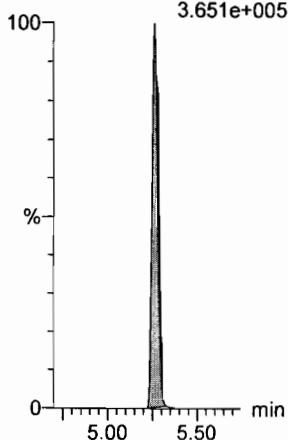
**13C2-8:2 FTS**

F42:MRM of 1 channel,ES-  
529.1 > 508.7  
1.321e+005



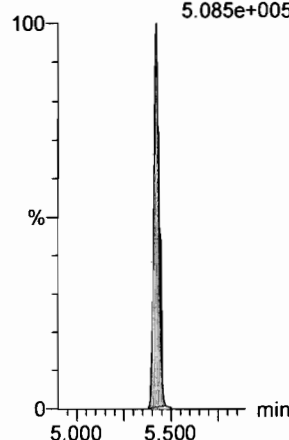
**d3-N-MeFOSAA**

F49:MRM of 1 channel,ES-  
573.3 > 419  
3.651e+005



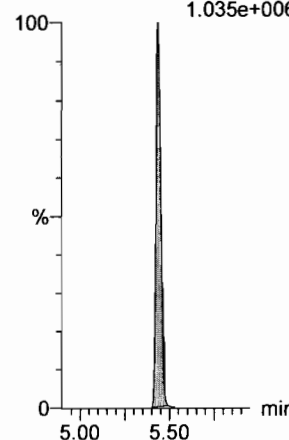
**d5-N-EtFOSAA**

F51:MRM of 1 channel,ES-  
589.3 > 419  
5.085e+005



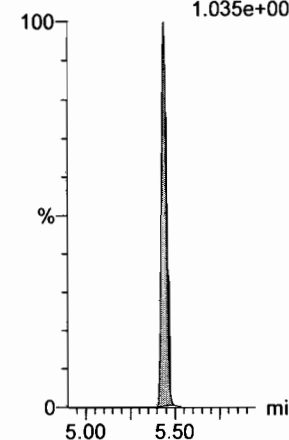
**13C2-PFUdA**

F46:MRM of 1 channel,ES-  
565 > 519.8  
1.035e+006



**13C2-PFUdA**

F46:MRM of 1 channel,ES-  
565 > 519.8  
1.035e+006

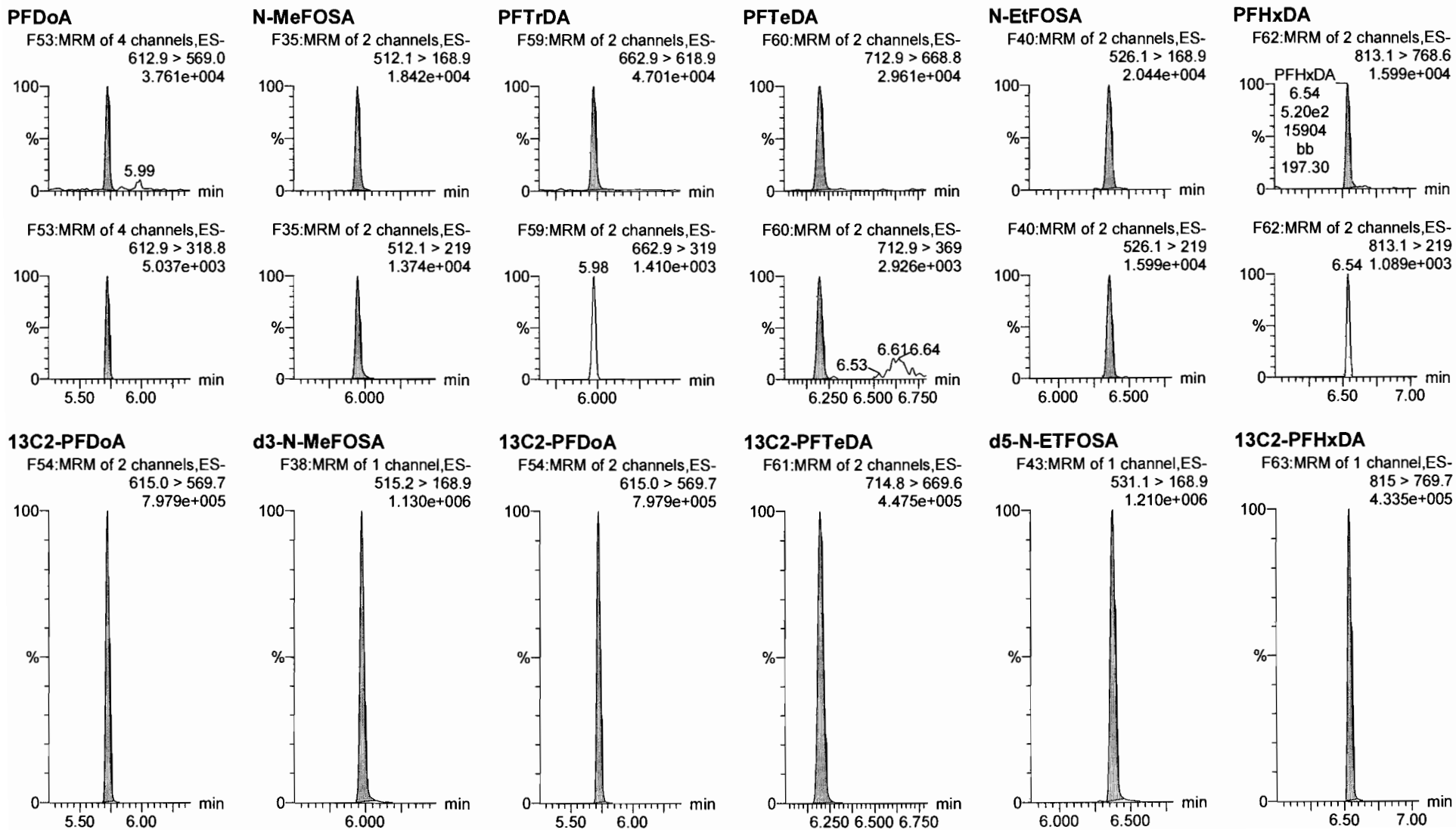


Dataset: F:\Projects\PFAS.PRO\Results\180308M1\180308M1-CRV.qld

Last Altered: Friday, March 09, 2018 14:29:30 Pacific Standard Time

Printed: Friday, March 09, 2018 14:31:11 Pacific Standard Time

Name: 180308M1\_3, Date: 08-Mar-2018, Time: 19:37:18, ID: ST180308M1-2 PFC CS-1 18C0603, Description: PFC CS-1 18C0603

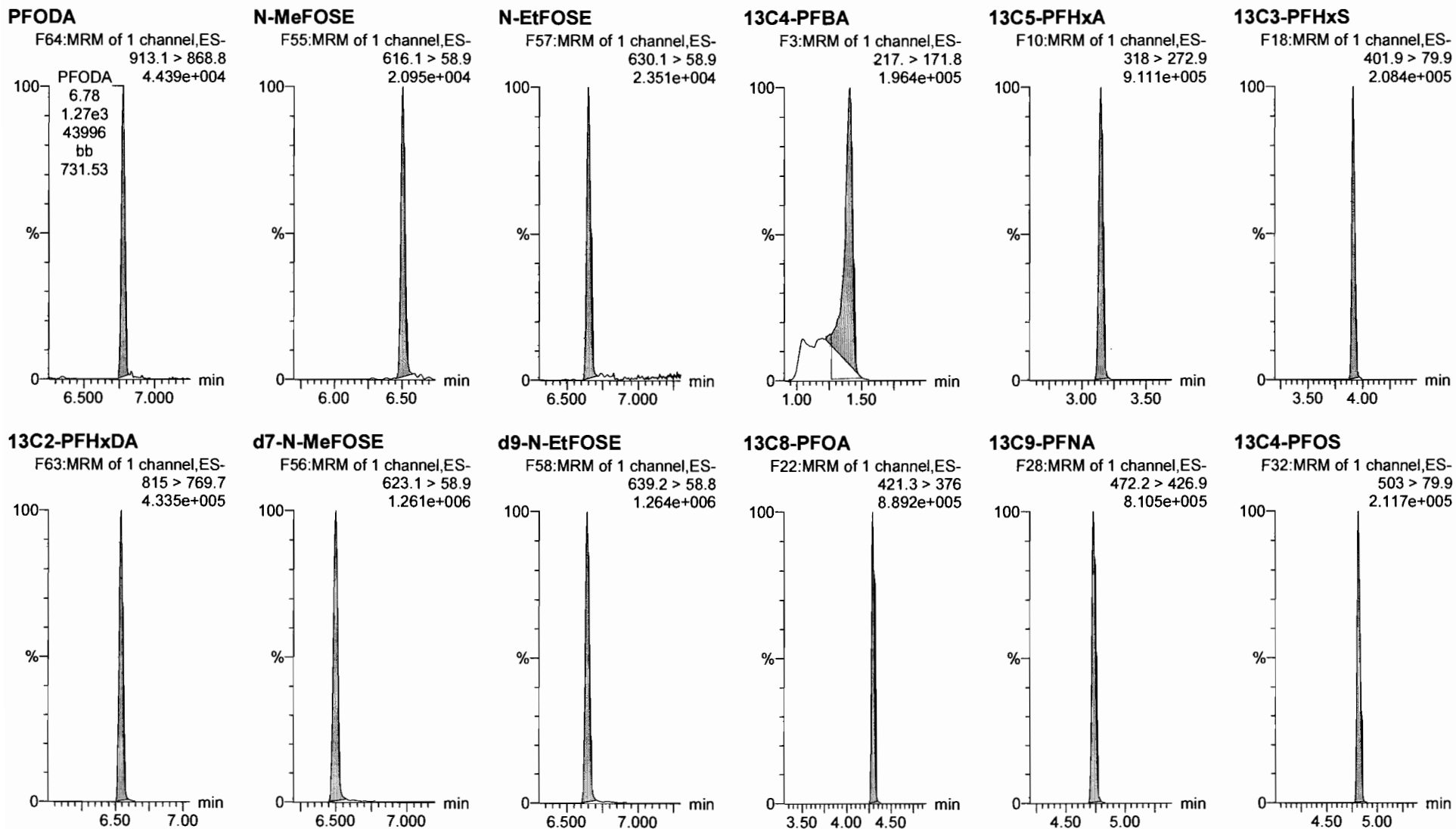


Dataset: F:\Projects\PFAS.PRO\Results\180308M1\180308M1-CRV.qld

Last Altered: Friday, March 09, 2018 14:29:30 Pacific Standard Time

Printed: Friday, March 09, 2018 14:31:11 Pacific Standard Time

Name: 180308M1\_3, Date: 08-Mar-2018, Time: 19:37:18, ID: ST180308M1-2 PFC CS-1 18C0603, Description: PFC CS-1 18C0603



Dataset: F:\Projects\PFAS.PRO\Results\180308M1\180308M1-CRV.qld

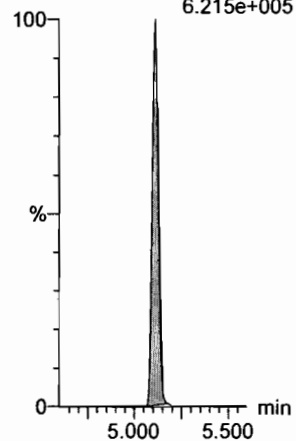
Last Altered: Friday, March 09, 2018 14:29:30 Pacific Standard Time

Printed: Friday, March 09, 2018 14:31:11 Pacific Standard Time

Name: 180308M1\_3, Date: 08-Mar-2018, Time: 19:37:18, ID: ST180308M1-2 PFC CS-1 18C0603, Description: PFC CS-1 18C0603

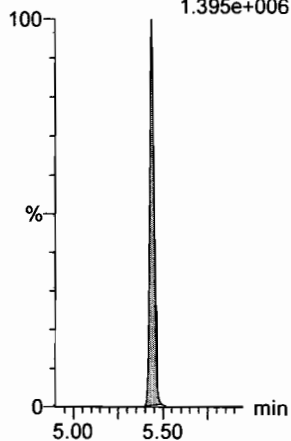
13C6-PFDA

F39:MRM of 1 channel,ES-  
519.1 > 473.7  
6.215e+005



13C7-PFUdA

F48:MRM of 1 channel,ES-  
570.1 > 524.8  
1.395e+006



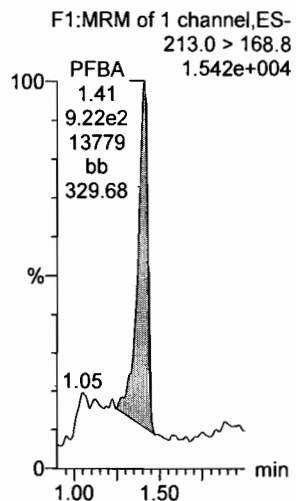
Dataset: F:\Projects\PFAS.PRO\Results\180308M1\180308M1-CRV.qld

Last Altered: Friday, March 09, 2018 14:29:30 Pacific Standard Time

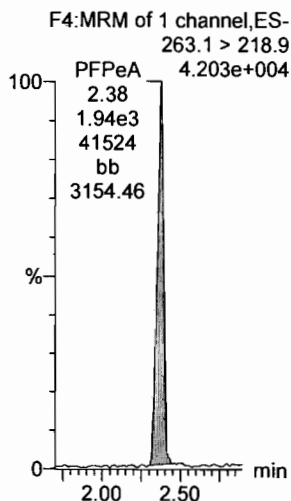
Printed: Friday, March 09, 2018 14:31:11 Pacific Standard Time

Name: 180308M1\_4, Date: 08-Mar-2018, Time: 19:48:45, ID: ST180308M1-3 PFC CS0 18C0604, Description: PFC CS0 18C0604

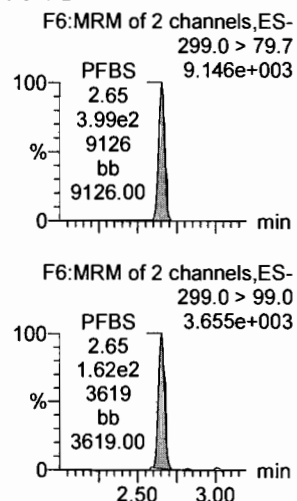
**PFBA**



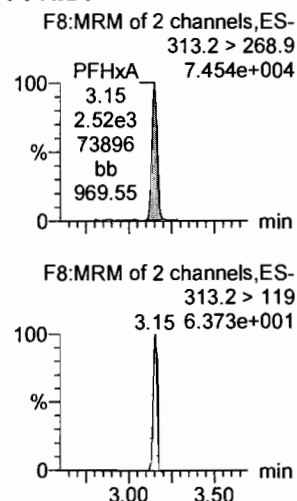
**PFPeA**



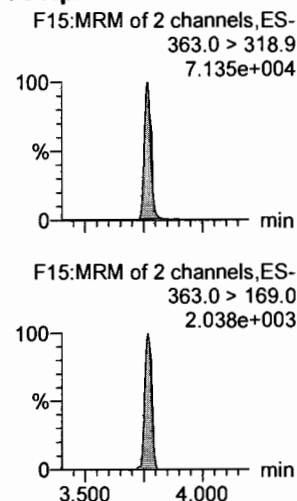
**PFBS**




**PFHxA**




**PFHpA**



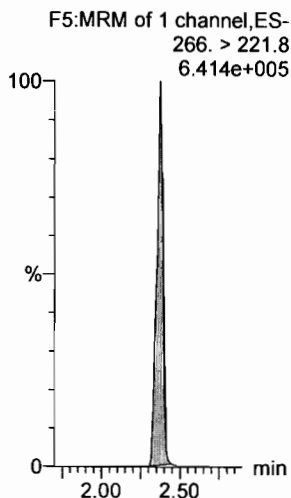
**L-PFHxS**



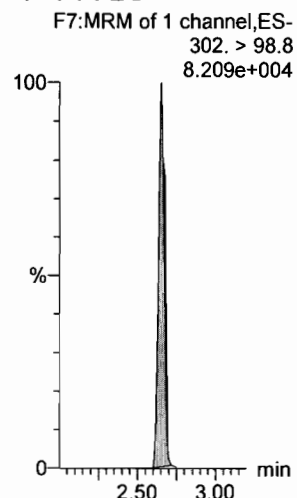
**13C3-PFBA**



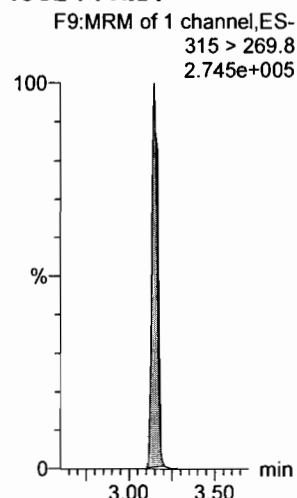
**13C3-PFPeA**



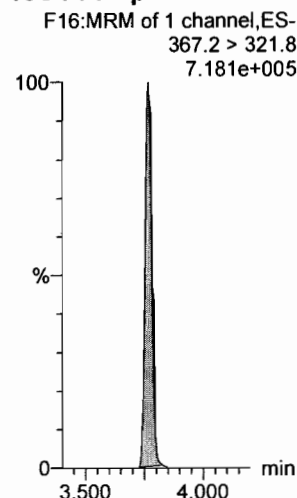
**13C3-PFBS**




**13C2-PFHxA**



**13C4-PFHpA**



**18O2-PFHxS**



Dataset: F:\Projects\PFAS.PRO\Results\180308M1\180308M1-CRV.qld

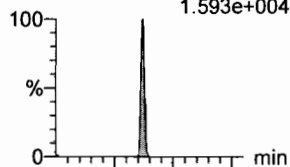
Last Altered: Friday, March 09, 2018 14:29:30 Pacific Standard Time

Printed: Friday, March 09, 2018 14:31:11 Pacific Standard Time

Name: 180308M1\_4, Date: 08-Mar-2018, Time: 19:48:45, ID: ST180308M1-3 PFC CS0 18C0604, Description: PFC CS0 18C0604

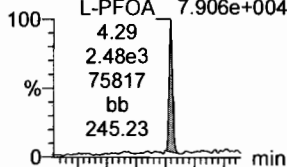
**6:2 FTS**

F23:MRM of 2 channels,ES-  
427.1 > 407  
1.593e+004



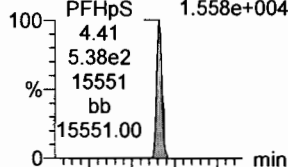
**L-PFOA**

F20:MRM of 2 channels,ES-  
413 > 368.7  
7.906e+004



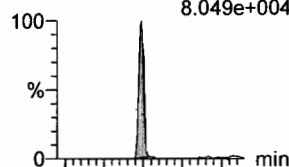
**PFHpS**

F25:MRM of 2 channels,ES-  
449 > 80.0  
1.558e+004



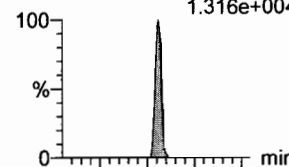
**PFNA**

F26:MRM of 2 channels,ES-  
463.0 > 418.8  
8.049e+004



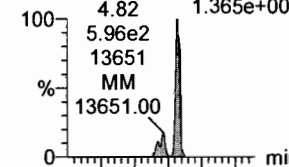
**PFOSA**

F29:MRM of 4 channels,ES-  
498.1 > 77.8  
1.316e+004

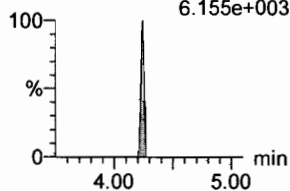


**L-PFOS**

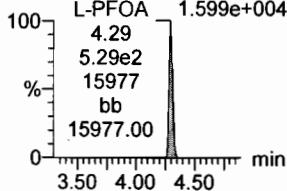
F31:MRM of 2 channels,ES-  
L-PFOS 499 > 79.9  
4.82 1.365e+004



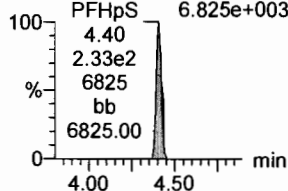
F23:MRM of 2 channels,ES-  
427.1 > 80  
6.155e+003



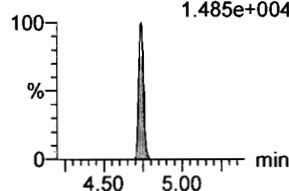
F20:MRM of 2 channels,ES-  
413 > 169  
1.599e+004



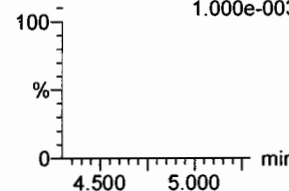
F25:MRM of 2 channels,ES-  
449 > 98.7  
6.825e+003



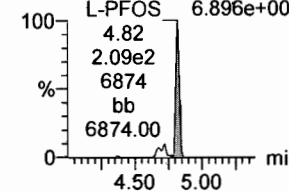
F26:MRM of 2 channels,ES-  
463.0 > 219.0  
1.485e+004



F29:MRM of 4 channels,ES-  
498.1 > 478  
1.000e-003

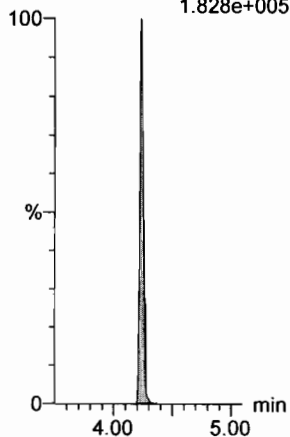


F31:MRM of 2 channels,ES-  
L-PFOS 499 > 99  
4.82 6.896e+003



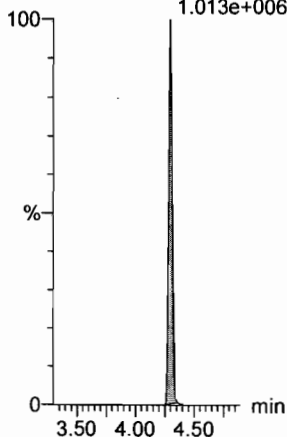
**13C2-6:2 FTS**

F24:MRM of 1 channel,ES-  
429.1 > 408.9  
1.828e+005



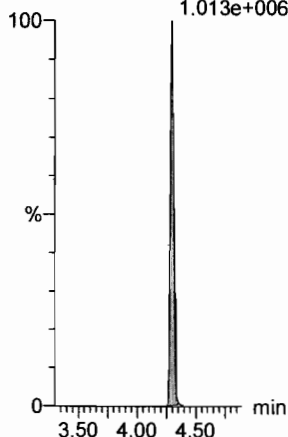
**13C2-PFOA**

F21:MRM of 1 channel,ES-  
414.9 > 369.7  
1.013e+006



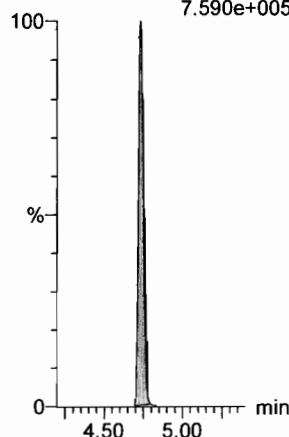
**13C2-PFOA**

F21:MRM of 1 channel,ES-  
414.9 > 369.7  
1.013e+006



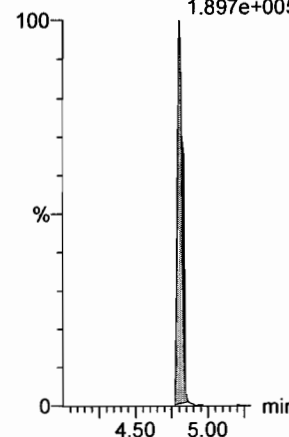
**13C5-PFNA**

F27:MRM of 1 channel,ES-  
468.2 > 422.9  
7.590e+005



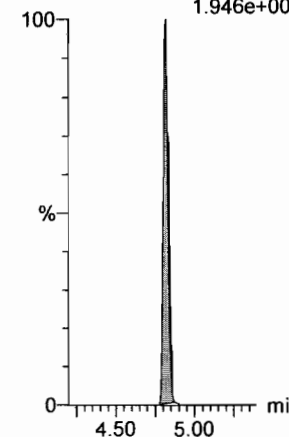
**13C8-PFOA**

F33:MRM of 1 channel,ES-  
506.1 > 77.7  
1.897e+005



**13C8-PFOS**

F34:MRM of 1 channel,ES-  
507.0 > 79.9  
1.946e+005

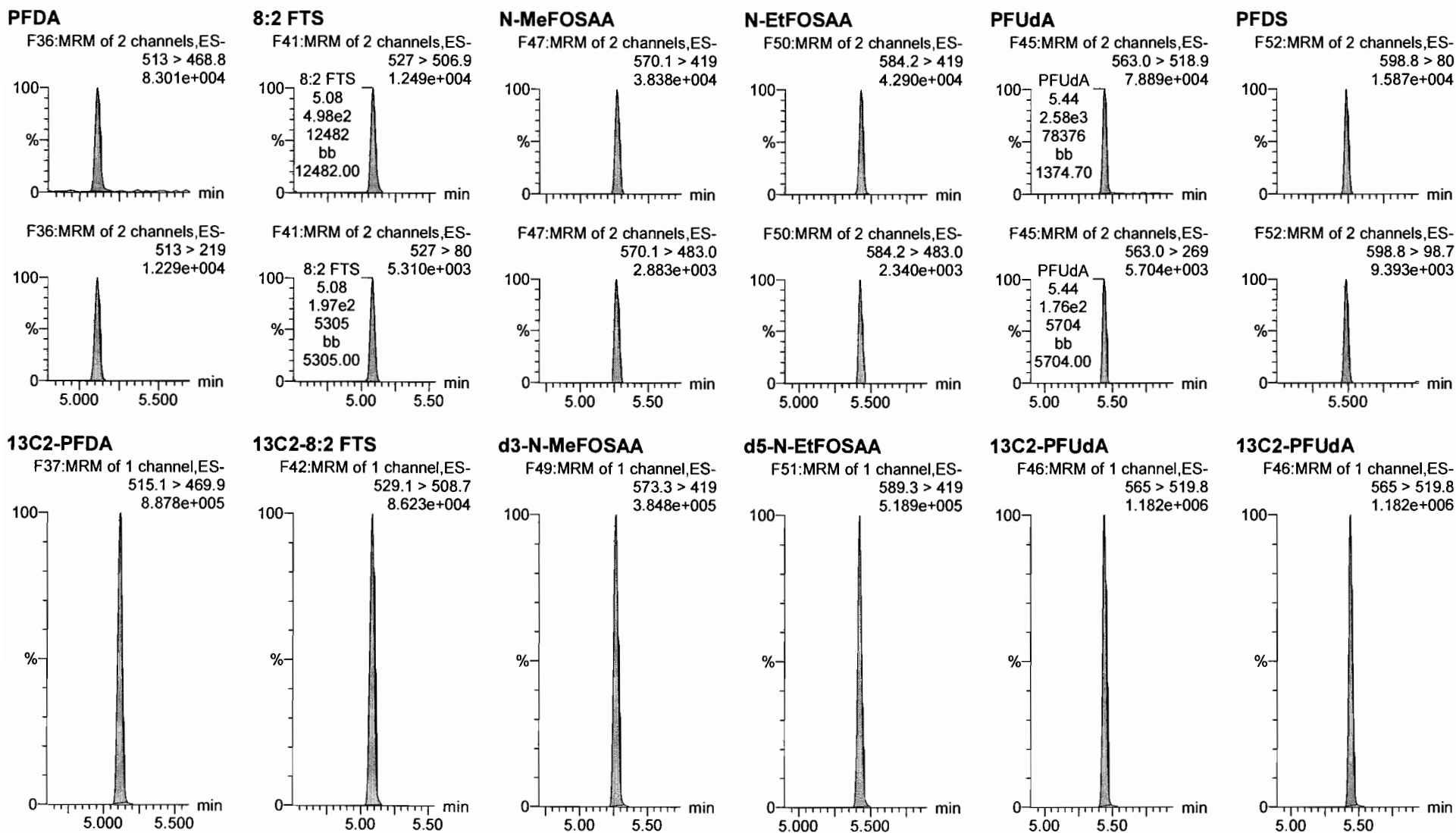


Dataset: F:\Projects\PFAS.PRO\Results\180308M1\180308M1-CRV.qld

Last Altered: Friday, March 09, 2018 14:29:30 Pacific Standard Time

Printed: Friday, March 09, 2018 14:31:11 Pacific Standard Time

Name: 180308M1\_4, Date: 08-Mar-2018, Time: 19:48:45, ID: ST180308M1-3 PFC CS0 18C0604, Description: PFC CS0 18C0604



Dataset: F:\Projects\PFAS.PRO\Results\180308M1\180308M1-CRV.qld

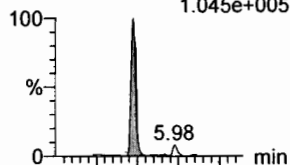
Last Altered: Friday, March 09, 2018 14:29:30 Pacific Standard Time

Printed: Friday, March 09, 2018 14:31:11 Pacific Standard Time

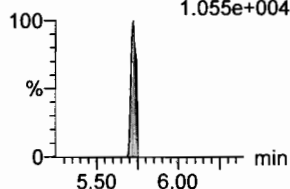
Name: 180308M1\_4, Date: 08-Mar-2018, Time: 19:48:45, ID: ST180308M1-3 PFC CS0 18C0604, Description: PFC CS0 18C0604

**PFDoA**

F53:MRM of 4 channels,ES-  
612.9 > 569.0  
1.045e+005

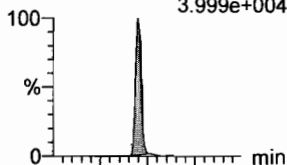


F53:MRM of 4 channels,ES-  
612.9 > 318.8  
1.055e+004

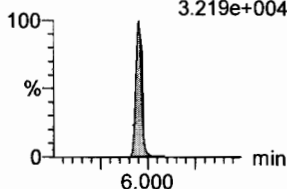


**N-MeFOSA**

F35:MRM of 2 channels,ES-  
512.1 > 168.9  
3.999e+004

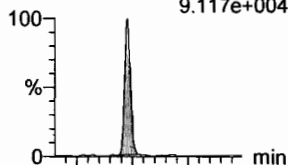


F35:MRM of 2 channels,ES-  
512.1 > 219  
3.219e+004

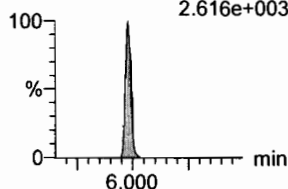


**PFTrDA**

F59:MRM of 2 channels,ES-  
662.9 > 618.9  
9.117e+004

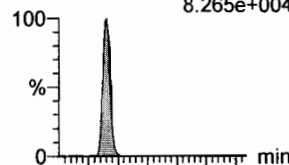


F59:MRM of 2 channels,ES-  
662.9 > 319  
2.616e+003

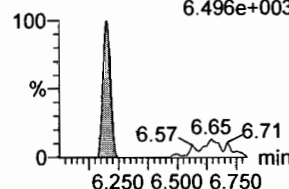


**PFTeDA**

F60:MRM of 2 channels,ES-  
712.9 > 668.8  
8.265e+004

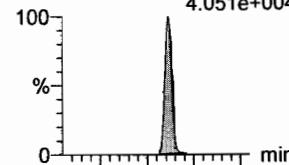


F60:MRM of 2 channels,ES-  
712.9 > 369  
6.496e+003

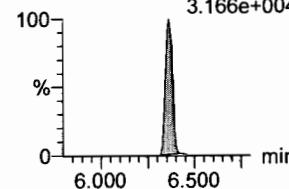


**N-EtFOSA**

F40:MRM of 2 channels,ES-  
526.1 > 168.9  
4.051e+004

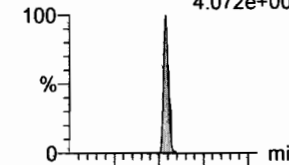


F40:MRM of 2 channels,ES-  
526.1 > 219  
3.166e+004

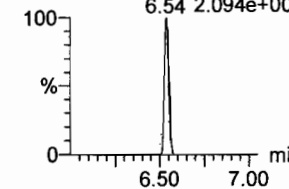


**PFHxDA**

F62:MRM of 2 channels,ES-  
813.1 > 768.6  
4.072e+004

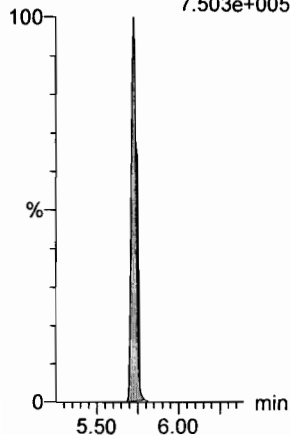


F62:MRM of 2 channels,ES-  
813.1 > 219  
2.094e+003



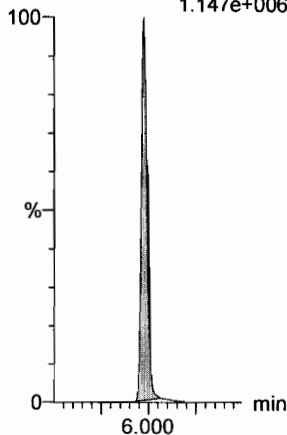
**13C2-PFDoA**

F54:MRM of 2 channels,ES-  
615.0 > 569.7  
7.503e+005



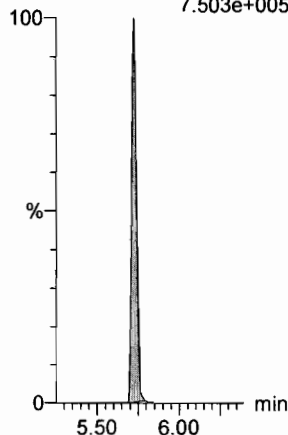
**d3-N-MeFOSA**

F38:MRM of 1 channel,ES-  
515.2 > 168.9  
1.147e+006



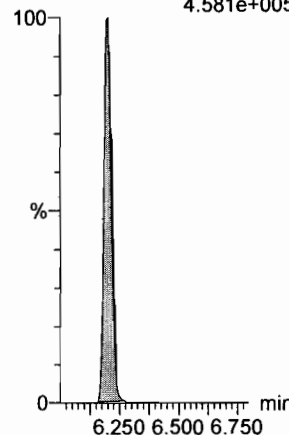
**13C2-PFDoA**

F54:MRM of 2 channels,ES-  
615.0 > 569.7  
7.503e+005



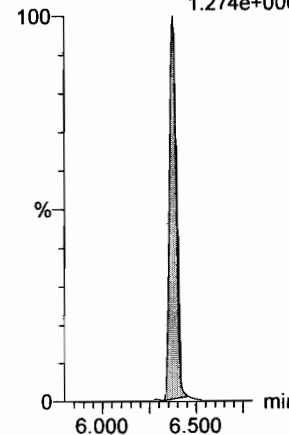
**13C2-PFTeDA**

F61:MRM of 2 channels,ES-  
714.8 > 669.6  
4.581e+005



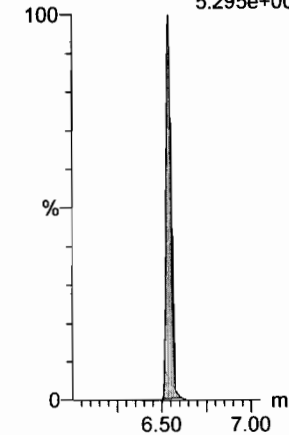
**d5-N-ETFOSA**

F43:MRM of 1 channel,ES-  
531.1 > 168.9  
1.274e+006



**13C2-PFHxDA**

F63:MRM of 1 channel,ES-  
815 > 769.7  
5.295e+005






Dataset: F:\Projects\PFAS.PRO\Results\180308M1\180308M1-CRV.qld

Last Altered: Friday, March 09, 2018 14:29:30 Pacific Standard Time

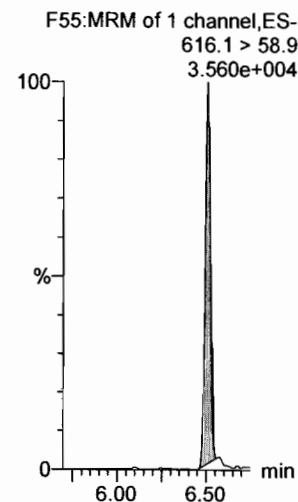
Printed: Friday, March 09, 2018 14:31:11 Pacific Standard Time

Name: 180308M1\_4, Date: 08-Mar-2018, Time: 19:48:45, ID: ST180308M1-3 PFC CS0 18C0604, Description: PFC CS0 18C0604

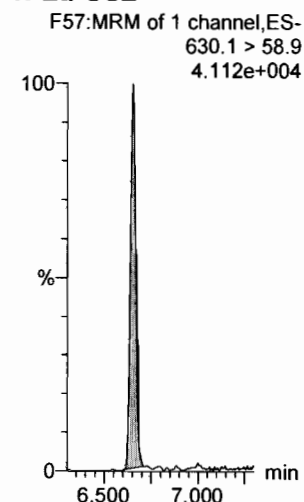
**PFODA**



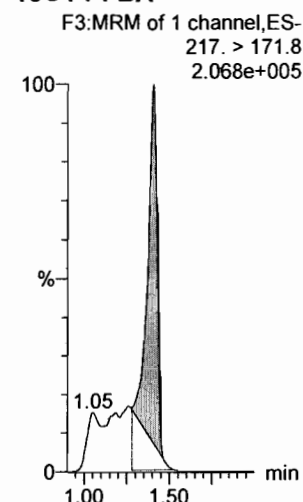
**N-MeFOSE**



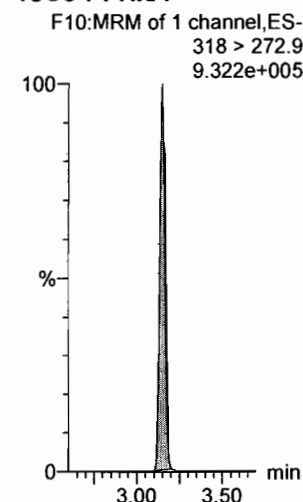
**N-EtFOSE**



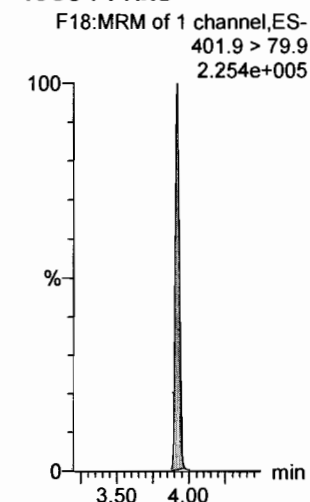
**13C4-PFBA**



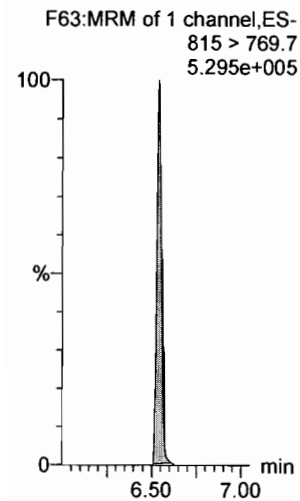
**13C5-PFHxA**



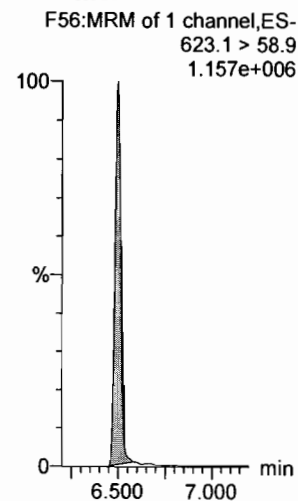
**13C3-PFHxS**



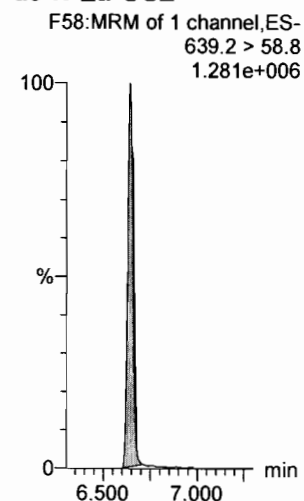
**13C2-PFHxDA**



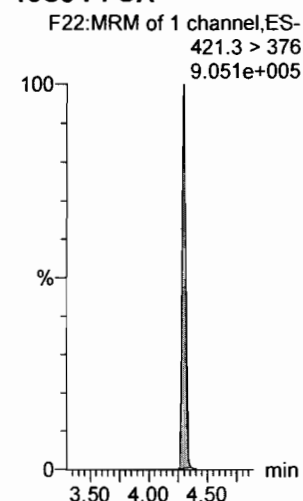
**d7-N-MeFOSE**



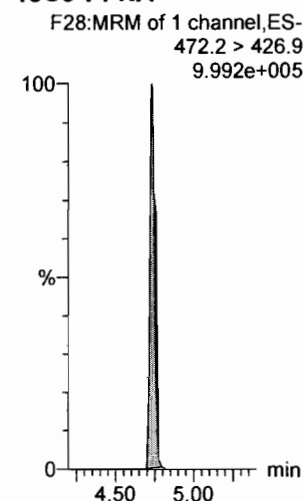
**d9-N-EtFOSE**



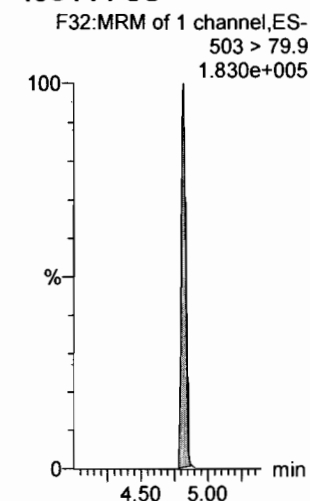
**13C8-PFOA**



**13C9-PFNA**



**13C4-PFOS**



Dataset: F:\Projects\PFAS.PRO\Results\180308M1\180308M1-CRV.qld

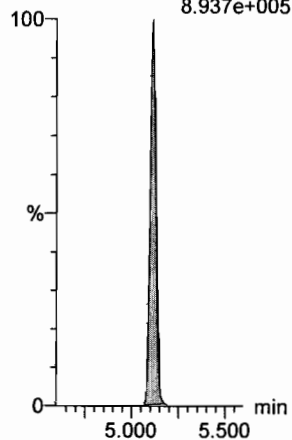
Last Altered: Friday, March 09, 2018 14:29:30 Pacific Standard Time

Printed: Friday, March 09, 2018 14:31:11 Pacific Standard Time

Name: 180308M1\_4, Date: 08-Mar-2018, Time: 19:48:45, ID: ST180308M1-3 PFC CS0 18C0604, Description: PFC CS0 18C0604

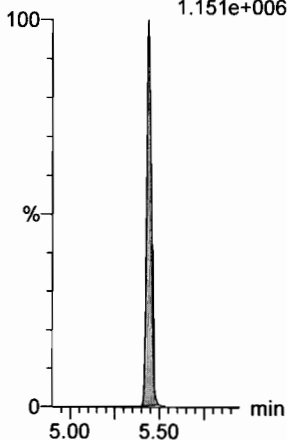
13C6-PFDA

F39:MRM of 1 channel,ES-  
519.1 > 473.7  
8.937e+005



13C7-PFUdA

F48:MRM of 1 channel,ES-  
570.1 > 524.8  
1.151e+006



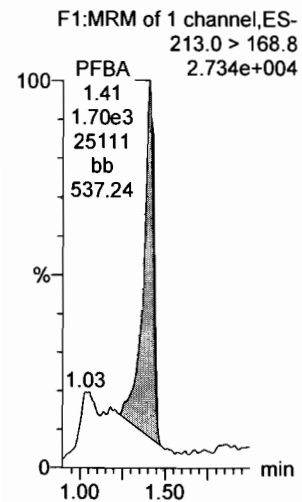
Dataset: F:\Projects\PFAS.PRO\Results\180308M1\180308M1-CRV.qld

Last Altered: Friday, March 09, 2018 14:29:30 Pacific Standard Time

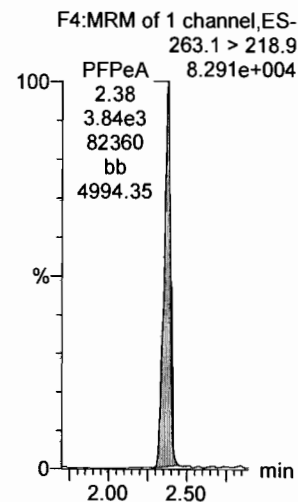
Printed: Friday, March 09, 2018 14:31:11 Pacific Standard Time

Name: 180308M1\_5, Date: 08-Mar-2018, Time: 20:00:12, ID: ST180308M1-4 PFC CS1 18C0605, Description: PFC CS1 18C0605

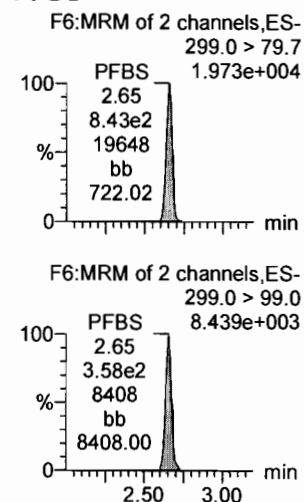
**PFBA**



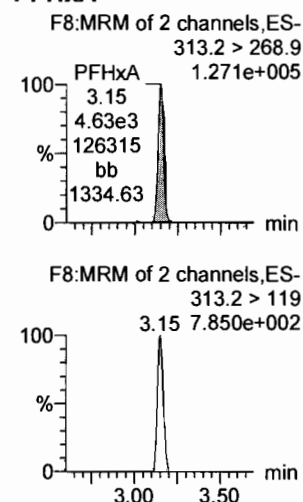
**PFPeA**



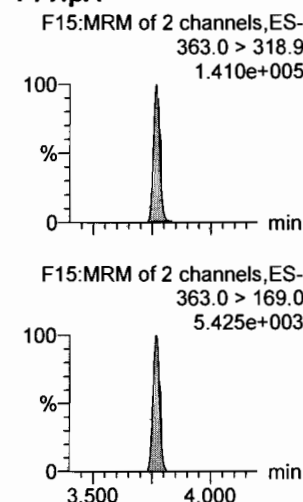
**PFBS**



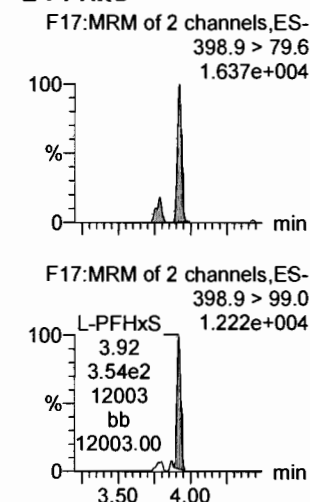
**PFHxA**



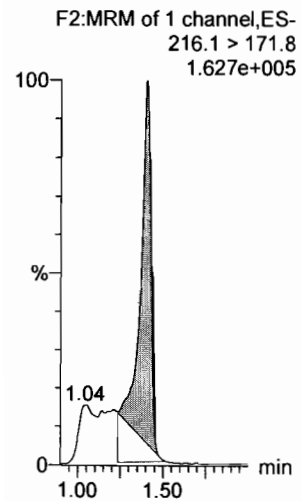
**PFHpA**



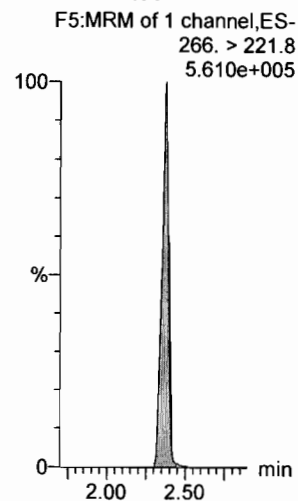
**L-PFHxS**



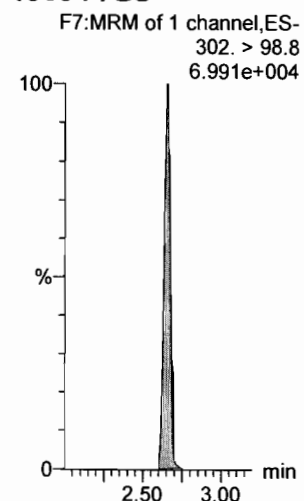
**13C3-PFBA**



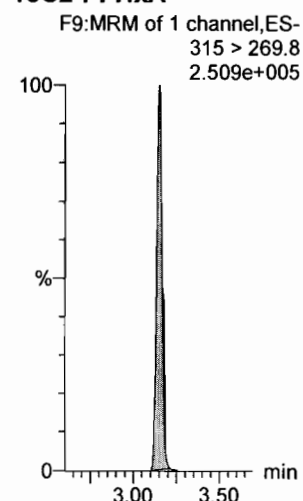
**13C3-PFPeA**



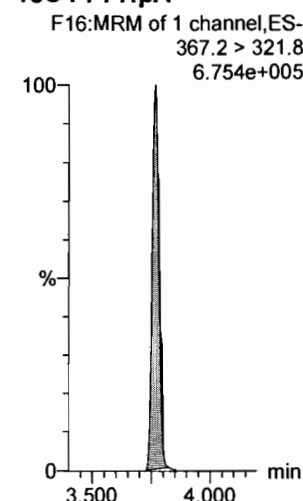
**13C3-PFBS**



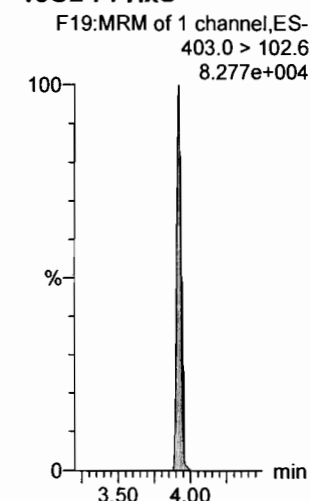
**13C2-PFHxA**



**13C4-PFHpA**



**18O2-PFHxS**



Dataset: F:\Projects\PFAS.PRO\Results\180308M1\180308M1-CRV.qld

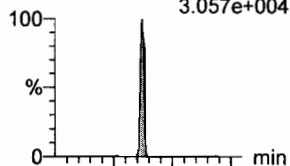
Last Altered: Friday, March 09, 2018 14:29:30 Pacific Standard Time

Printed: Friday, March 09, 2018 14:31:11 Pacific Standard Time

Name: 180308M1\_5, Date: 08-Mar-2018, Time: 20:00:12, ID: ST180308M1-4 PFC CS1 18C0605, Description: PFC CS1 18C0605

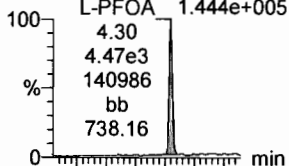
**6:2 FTS**

F23:MRM of 2 channels,ES-  
427.1 > 407  
3.057e+004



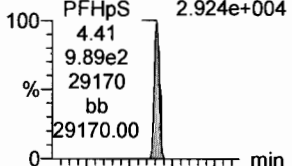
**L-PFOA**

F20:MRM of 2 channels,ES-  
413 > 368.7  
1.444e+005




**PFHpS**

F25:MRM of 2 channels,ES-  
449 > 80.0  
2.924e+004



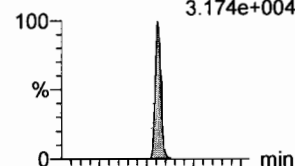
**PFNA**

F26:MRM of 2 channels,ES-  
463.0 > 418.8  
1.250e+005



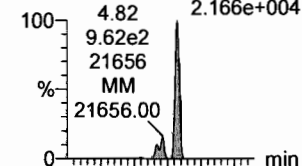
**PFOSA**

F29:MRM of 4 channels,ES-  
498.1 > 77.8  
3.174e+004

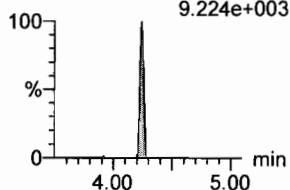


**L-PFOS**

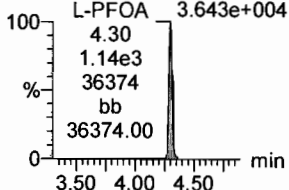
F31:MRM of 2 channels,ES-  
L-PFOS 499 > 79.9  
2.166e+004



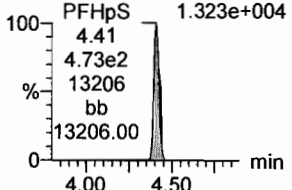
F23:MRM of 2 channels,ES-  
427.1 > 80  
9.224e+003



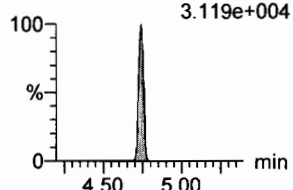
F20:MRM of 2 channels,ES-  
413 > 169  
3.643e+004



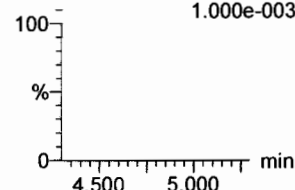
F25:MRM of 2 channels,ES-  
449 > 98.7  
1.323e+004



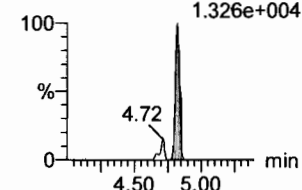
F26:MRM of 2 channels,ES-  
463.0 > 219.0  
3.119e+004



F29:MRM of 4 channels,ES-  
498.1 > 478  
1.000e-003

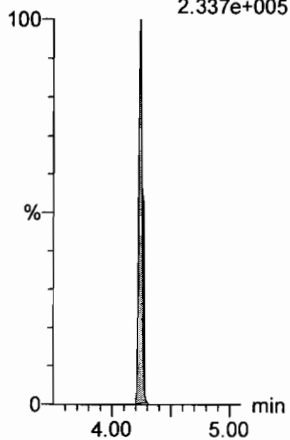


F31:MRM of 2 channels,ES-  
499 > 99  
1.326e+004



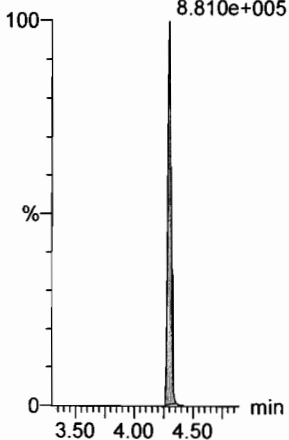
**13C2-6:2 FTS**

F24:MRM of 1 channel,ES-  
429.1 > 408.9  
2.337e+005



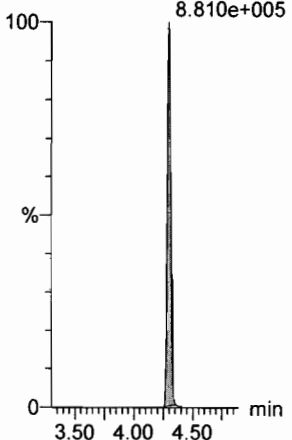
**13C2-PFOA**

F21:MRM of 1 channel,ES-  
414.9 > 369.7  
8.810e+005



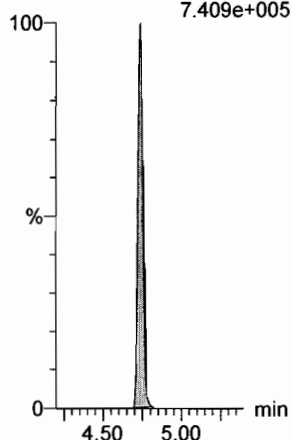
**13C2-PFOA**

F21:MRM of 1 channel,ES-  
414.9 > 369.7  
8.810e+005



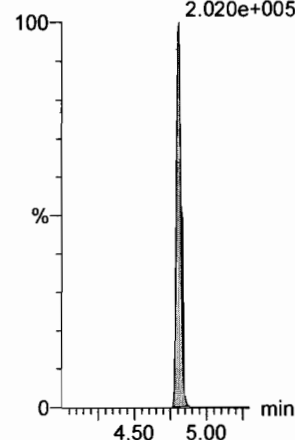
**13C5-PFNA**

F27:MRM of 1 channel,ES-  
468.2 > 422.9  
7.409e+005



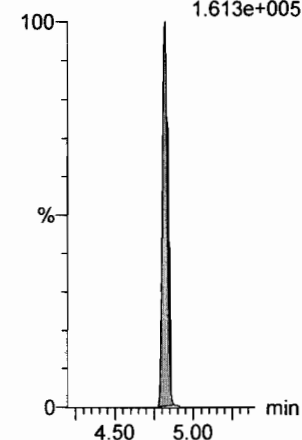
**13C8-PFOSA**

F33:MRM of 1 channel,ES-  
506.1 > 77.7  
2.020e+005



**13C8-PFOS**

F34:MRM of 1 channel,ES-  
507.0 > 79.9  
1.613e+005

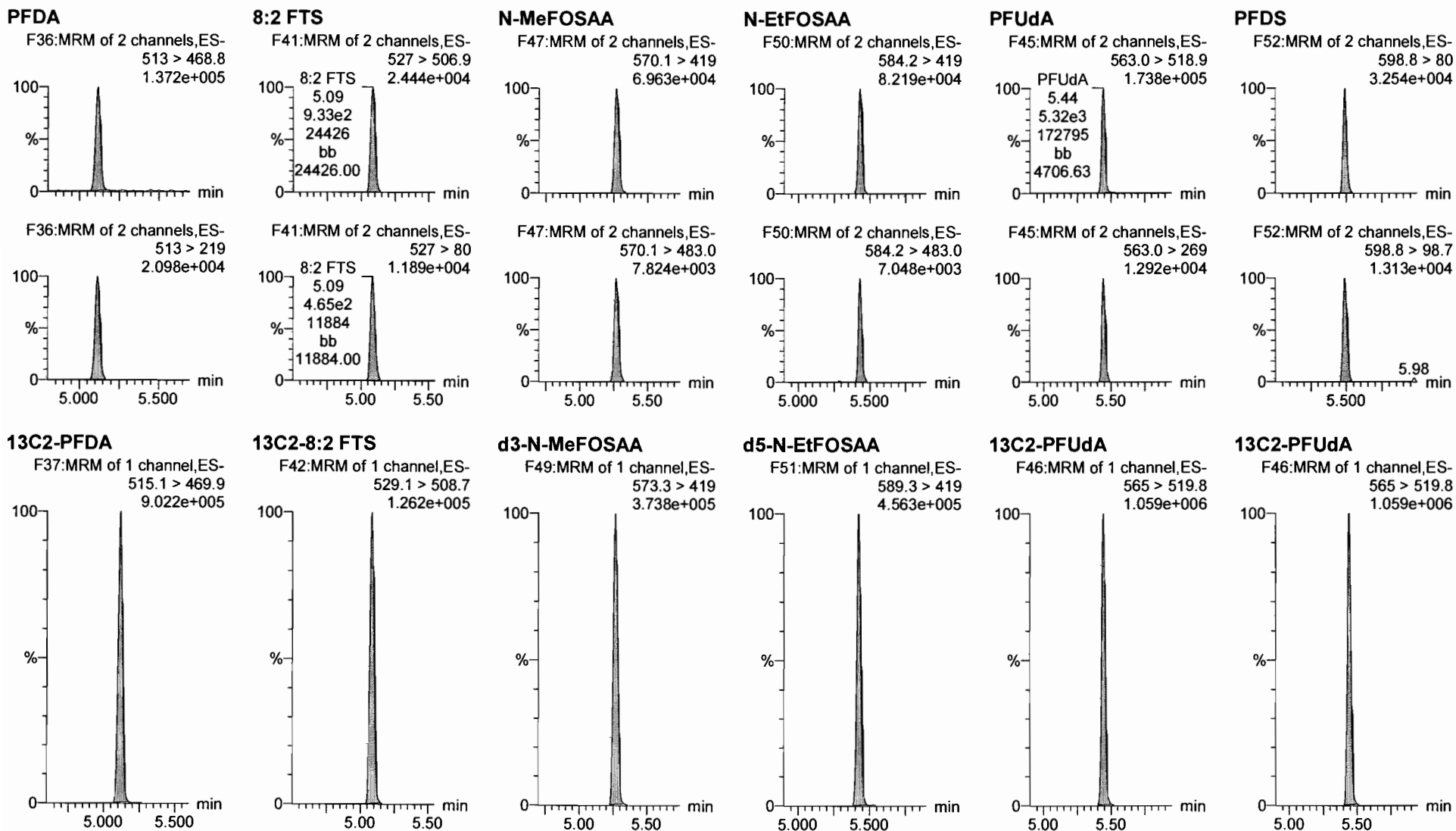


Dataset: F:\Projects\PFAS.PRO\Results\180308M1\180308M1-CRV.qld

Last Altered: Friday, March 09, 2018 14:29:30 Pacific Standard Time

Printed: Friday, March 09, 2018 14:31:11 Pacific Standard Time

Name: 180308M1\_5, Date: 08-Mar-2018, Time: 20:00:12, ID: ST180308M1-4 PFC CS1 18C0605, Description: PFC CS1 18C0605



Dataset: F:\Projects\PFAS.PRO\Results\180308M1\180308M1-CRV.qld

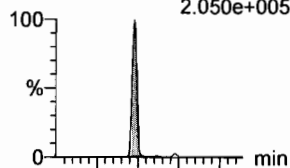
Last Altered: Friday, March 09, 2018 14:29:30 Pacific Standard Time

Printed: Friday, March 09, 2018 14:31:11 Pacific Standard Time

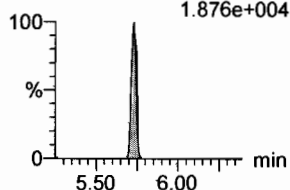
Name: 180308M1\_5, Date: 08-Mar-2018, Time: 20:00:12, ID: ST180308M1-4 PFC CS1 18C0605, Description: PFC CS1 18C0605

**PFDoA**

F53:MRM of 4 channels,ES-  
612.9 > 569.0  
2.050e+005

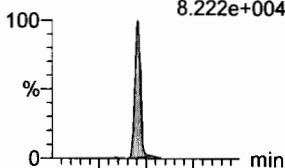


F53:MRM of 4 channels,ES-  
612.9 > 318.8  
1.876e+004

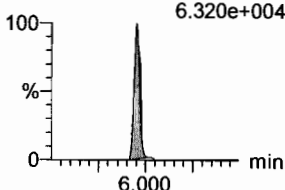


**N-MeFOSA**

F35:MRM of 2 channels,ES-  
512.1 > 168.9  
8.222e+004

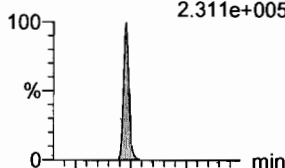


F35:MRM of 2 channels,ES-  
512.1 > 219  
6.320e+004

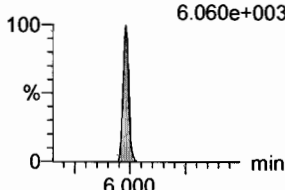


**PFTTrDA**

F59:MRM of 2 channels,ES-  
662.9 > 618.9  
2.311e+005



F59:MRM of 2 channels,ES-  
662.9 > 319  
6.060e+003

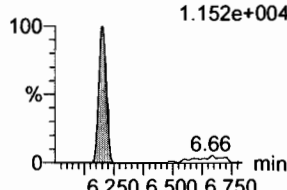


**PFTeDA**

F60:MRM of 2 channels,ES-  
712.9 > 668.8  
1.344e+005

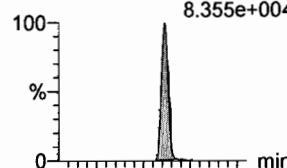


F60:MRM of 2 channels,ES-  
712.9 > 369  
1.152e+004

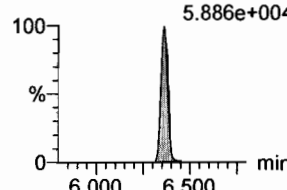


**N-EtFOSA**

F40:MRM of 2 channels,ES-  
526.1 > 168.9  
8.355e+004

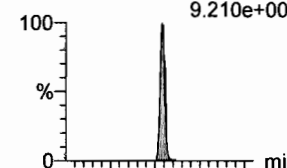


F40:MRM of 2 channels,ES-  
526.1 > 219  
5.886e+004

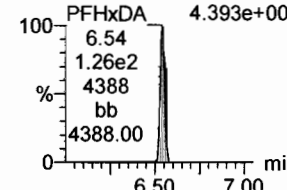


**PFHxDA**

F62:MRM of 2 channels,ES-  
813.1 > 768.6  
9.210e+004

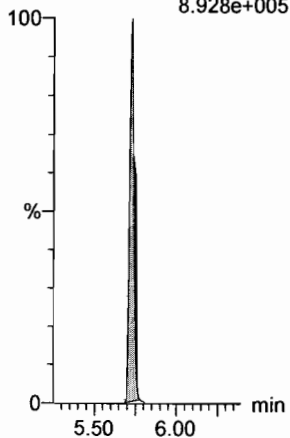


F62:MRM of 2 channels,ES-  
813.1 > 219  
4.393e+003



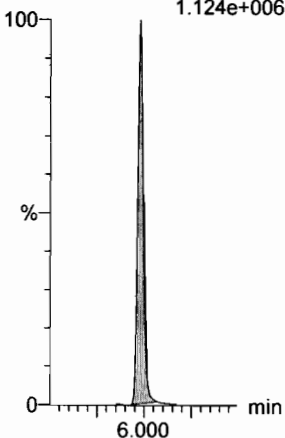
**13C2-PFDoA**

F54:MRM of 2 channels,ES-  
615.0 > 569.7  
8.928e+005



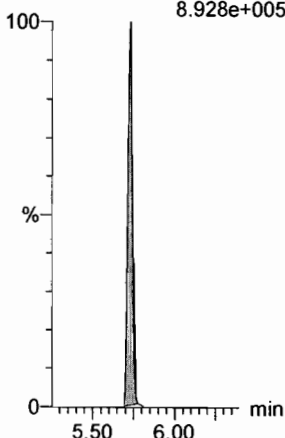
**d3-N-MeFOSA**

F38:MRM of 1 channel,ES-  
515.2 > 168.9  
1.124e+006



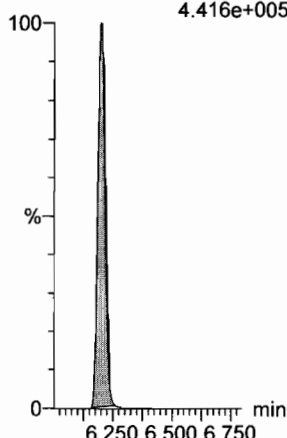
**13C2-PFDoA**

F54:MRM of 2 channels,ES-  
615.0 > 569.7  
8.928e+005



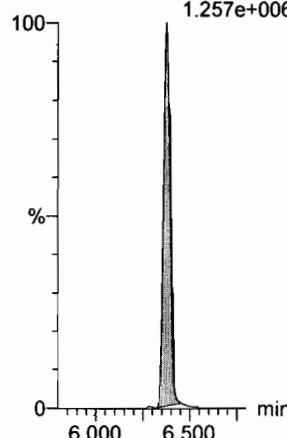
**13C2-PFTeDA**

F61:MRM of 2 channels,ES-  
714.8 > 669.6  
4.416e+005



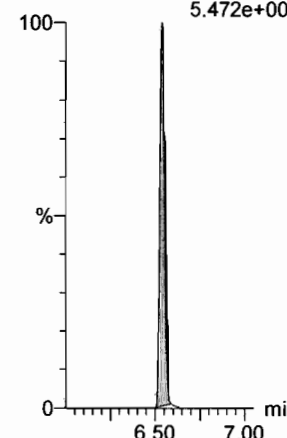
**d5-N-ETFOSA**

F43:MRM of 1 channel,ES-  
531.1 > 168.9  
1.257e+006



**13C2-PFHxDA**

F63:MRM of 1 channel,ES-  
815 > 769.7  
5.472e+005



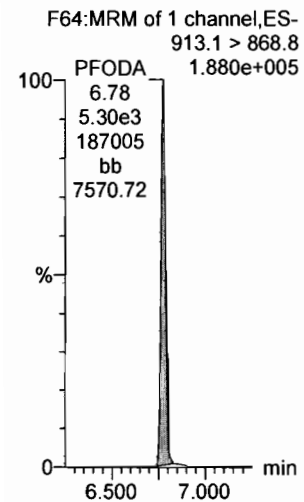
Dataset: F:\Projects\PFAS.PRO\Results\180308M1\180308M1-CRV.qld

Last Altered: Friday, March 09, 2018 14:29:30 Pacific Standard Time

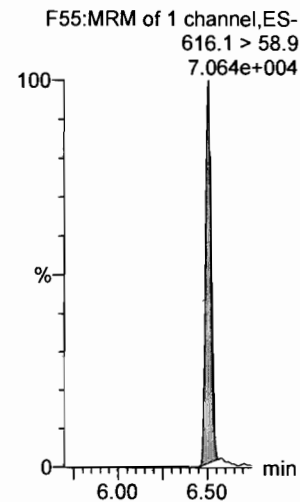
Printed: Friday, March 09, 2018 14:31:11 Pacific Standard Time

Name: 180308M1\_5, Date: 08-Mar-2018, Time: 20:00:12, ID: ST180308M1-4 PFC CS1 18C0605, Description: PFC CS1 18C0605

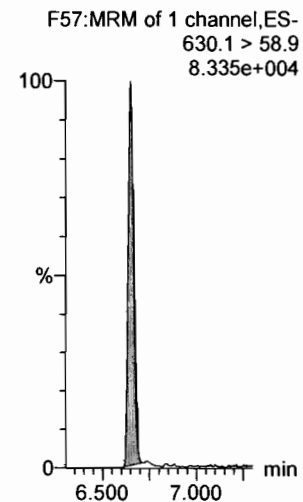
**PFODA**



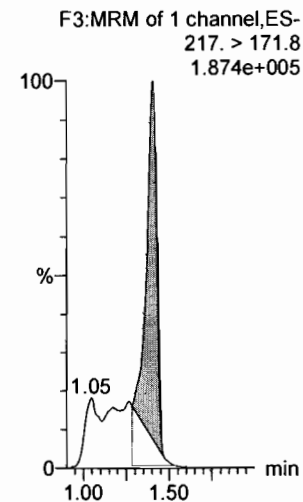
**N-MeFOSE**



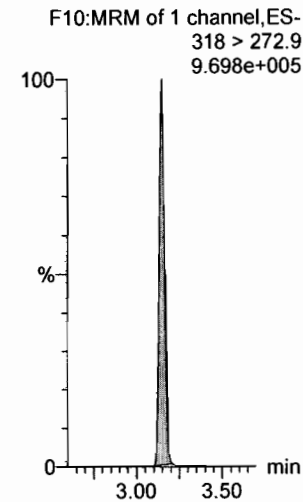
**N-EtFOSE**



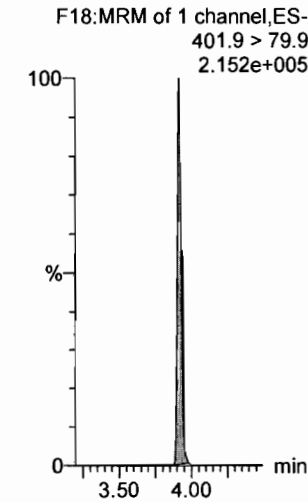
**13C4-PFBA**



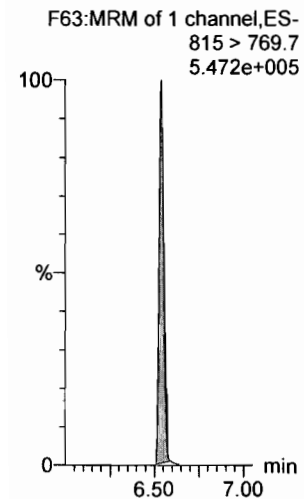
**13C5-PFHxA**



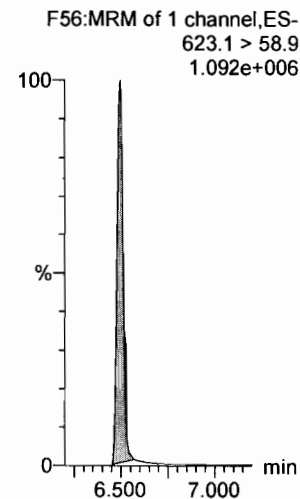
**13C3-PFHxS**



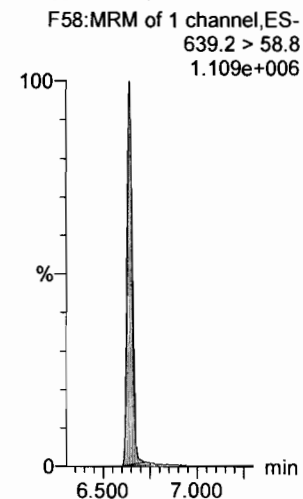
**13C2-PFHxDA**



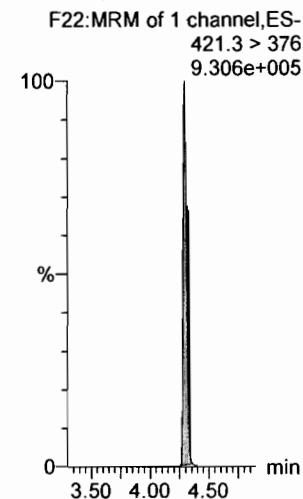
**d7-N-MeFOSE**



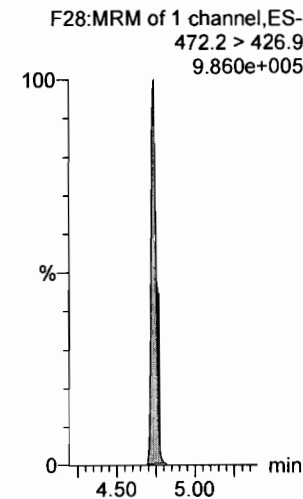
**d9-N-EtFOSE**



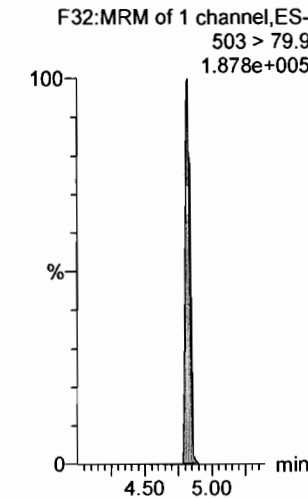
**13C8-PFOA**



**13C9-PFNA**



**13C4-PFOS**



Dataset: F:\Projects\PFAS.PRO\Results\180308M1\180308M1-CRV.qld

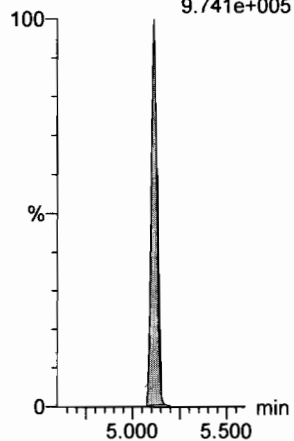
Last Altered: Friday, March 09, 2018 14:29:30 Pacific Standard Time

Printed: Friday, March 09, 2018 14:31:11 Pacific Standard Time

Name: 180308M1\_5, Date: 08-Mar-2018, Time: 20:00:12, ID: ST180308M1-4 PFC CS1 18C0605, Description: PFC CS1 18C0605

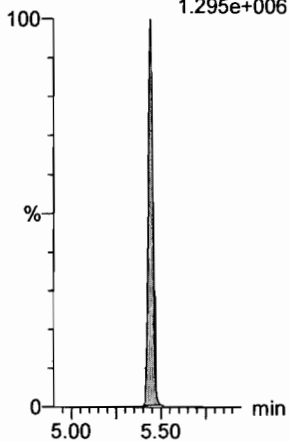
13C6-PFDA

F39:MRM of 1 channel,ES-  
519.1 > 473.7  
9.741e+005



13C7-PFUdA

F48:MRM of 1 channel,ES-  
570.1 > 524.8  
1.295e+006





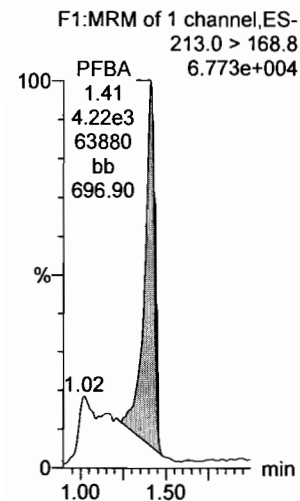
Dataset: F:\Projects\PFAS.PRO\Results\180308M1\180308M1-CRV.qld

Last Altered: Friday, March 09, 2018 14:29:30 Pacific Standard Time

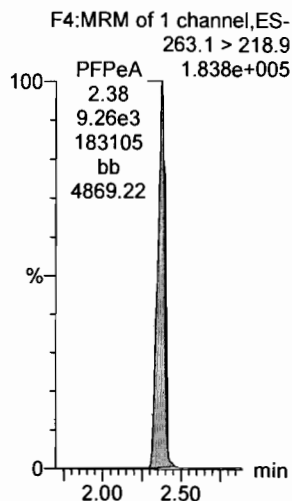
Printed: Friday, March 09, 2018 14:31:11 Pacific Standard Time

Name: 180308M1\_6, Date: 08-Mar-2018, Time: 20:11:39, ID: ST180308M1-5 PFC CS2 18C0606, Description: PFC CS2 18C0606

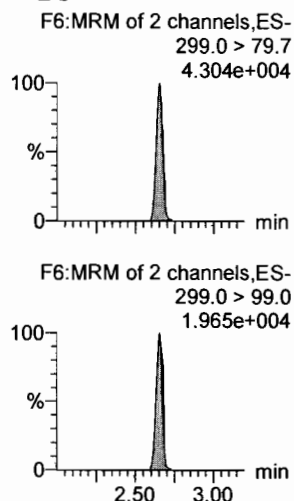
**PFBA**



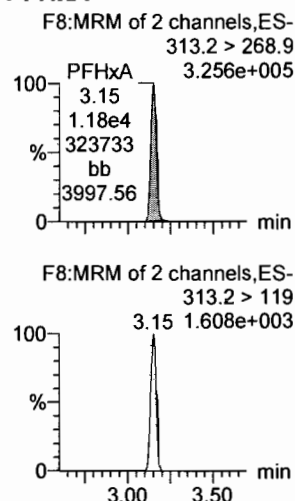
**PFPeA**



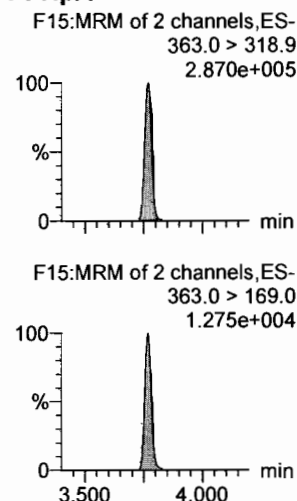
**PFBS**



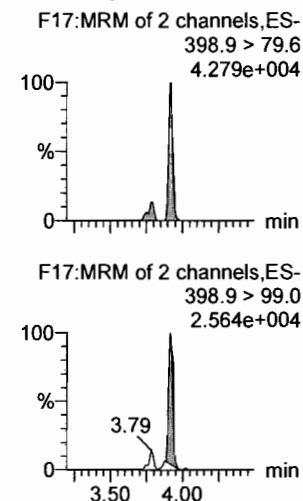
**PFHxA**



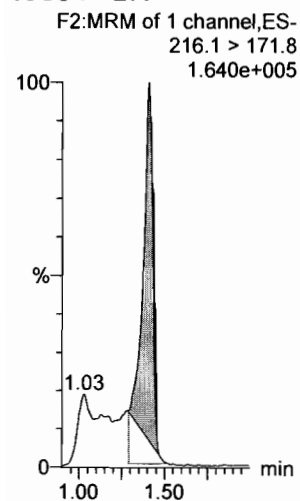
**PFHpA**



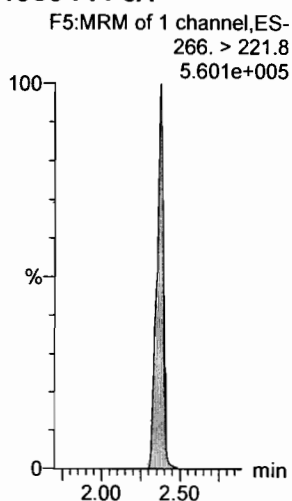
**L-PFHxS**




**13C3-PFBA**



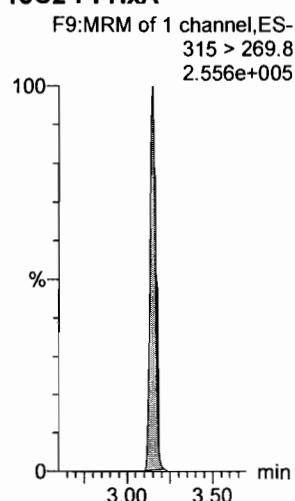
**13C3-PFPeA**



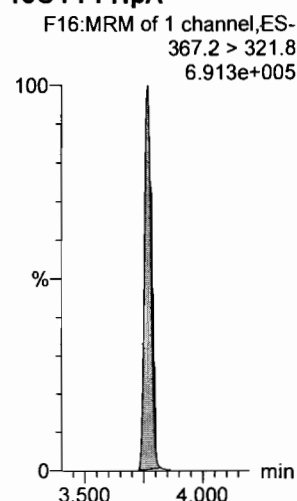
**13C3-PFBS**



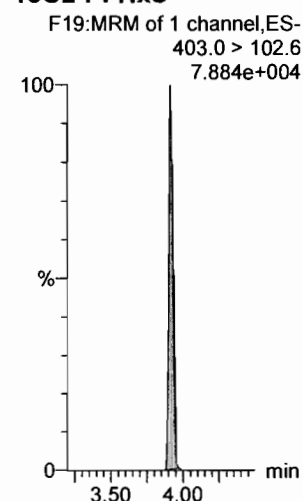
**13C2-PFHxA**



**13C4-PFHpA**



**18O2-PFHxS**



Dataset: F:\Projects\PFAS.PRO\Results\180308M1\180308M1-CRV.qld

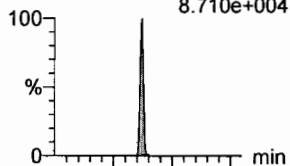
Last Altered: Friday, March 09, 2018 14:29:30 Pacific Standard Time

Printed: Friday, March 09, 2018 14:31:11 Pacific Standard Time

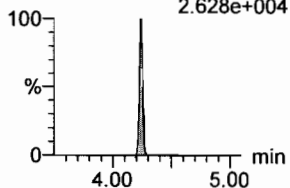
Name: 180308M1\_6, Date: 08-Mar-2018, Time: 20:11:39, ID: ST180308M1-5 PFC CS2 18C0606, Description: PFC CS2 18C0606

**6:2 FTS**

F23:MRM of 2 channels,ES-  
427.1 > 407  
8.710e+004

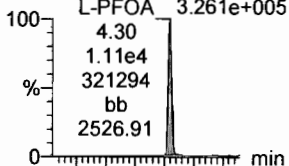


F23:MRM of 2 channels,ES-  
427.1 > 80  
2.628e+004

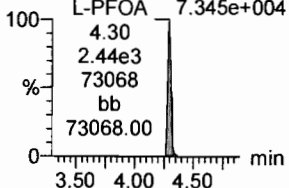


**L-PFOA**

F20:MRM of 2 channels,ES-  
413 > 368.7  
3.261e+005

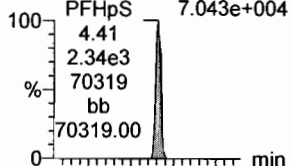


F20:MRM of 2 channels,ES-  
413 > 169  
7.345e+004

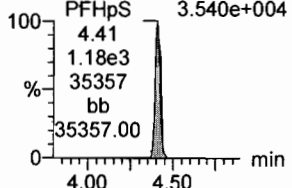


**PFHpS**

F25:MRM of 2 channels,ES-  
449 > 80.0  
7.043e+004

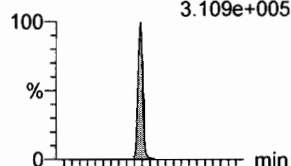


F25:MRM of 2 channels,ES-  
449 > 98.7  
3.540e+004

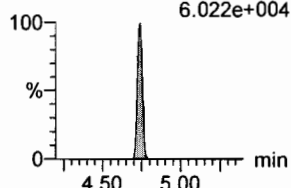


**PFNA**

F26:MRM of 2 channels,ES-  
463.0 > 418.8  
3.109e+005




F26:MRM of 2 channels,ES-  
463.0 > 219.0  
6.022e+004

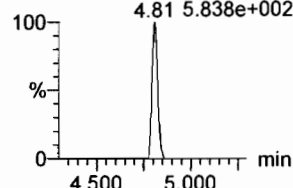


**PFOSA**

F29:MRM of 4 channels,ES-  
498.1 > 77.8  
5.984e+004

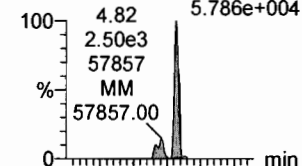


F29:MRM of 4 channels,ES-  
498.1 > 478  
5.838e+002

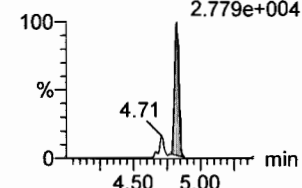


**L-PFOS**

F31:MRM of 2 channels,ES-  
499 > 79.9  
5.786e+004

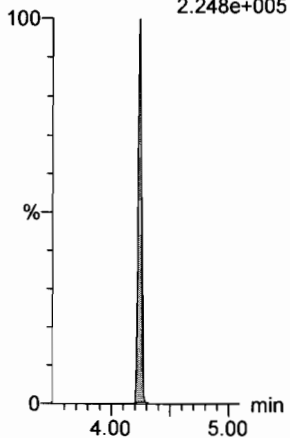


F31:MRM of 2 channels,ES-  
499 > 99  
2.779e+004



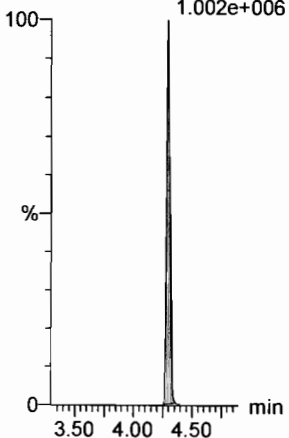
**13C2-6:2 FTS**

F24:MRM of 1 channel,ES-  
429.1 > 408.9  
2.248e+005




**13C2-PFOA**

F21:MRM of 1 channel,ES-  
414.9 > 369.7  
1.002e+006



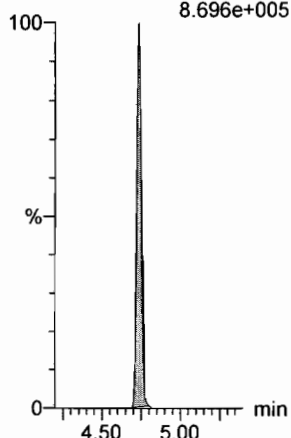
**13C2-PFOA**

F21:MRM of 1 channel,ES-  
414.9 > 369.7  
1.002e+006



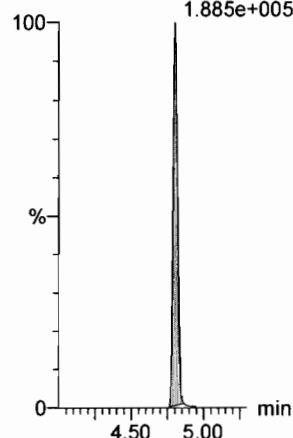
**13C5-PFNA**

F27:MRM of 1 channel,ES-  
468.2 > 422.9  
8.696e+005



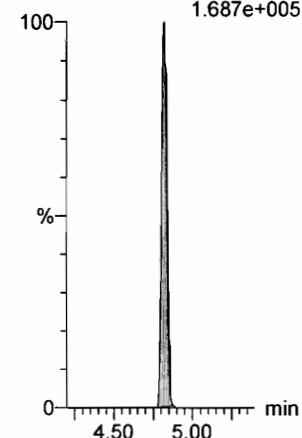
**13C8-PFOSA**

F33:MRM of 1 channel,ES-  
506.1 > 77.7  
1.885e+005



**13C8-PFOS**

F34:MRM of 1 channel,ES-  
507.0 > 79.9  
1.687e+005



Dataset: F:\Projects\PFAS.PRO\Results\180308M1\180308M1-CRV.qld

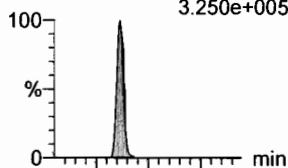
Last Altered: Friday, March 09, 2018 14:29:30 Pacific Standard Time

Printed: Friday, March 09, 2018 14:31:11 Pacific Standard Time

Name: 180308M1\_6, Date: 08-Mar-2018, Time: 20:11:39, ID: ST180308M1-5 PFC CS2 18C0606, Description: PFC CS2 18C0606

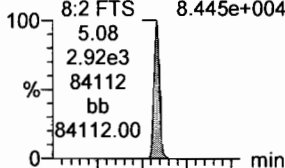
**PFDA**

F36:MRM of 2 channels,ES-  
513 > 468.8  
3.250e+005



**8:2 FTS**

F41:MRM of 2 channels,ES-  
527 > 506.9  
8.445e+004



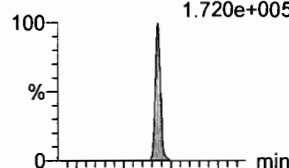
**N-MeFOSAA**

F47:MRM of 2 channels,ES-  
570.1 > 419  
1.831e+005



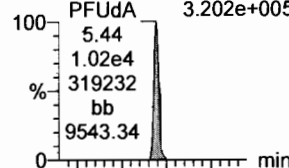
**N-EtFOSAA**

F50:MRM of 2 channels,ES-  
584.2 > 419  
1.720e+005



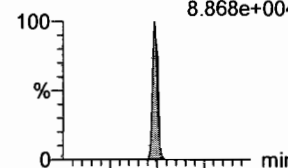
**PFUdA**

F45:MRM of 2 channels,ES-  
563.0 > 518.9  
3.202e+005

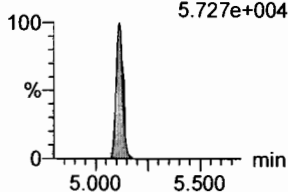


**PFDS**

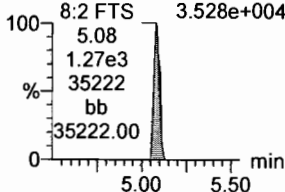
F52:MRM of 2 channels,ES-  
598.8 > 80  
8.868e+004



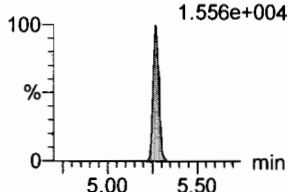
F36:MRM of 2 channels,ES-  
513 > 219  
5.727e+004



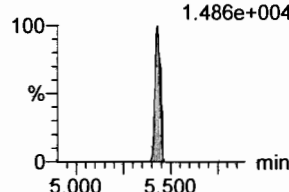
F41:MRM of 2 channels,ES-  
527 > 80  
3.528e+004



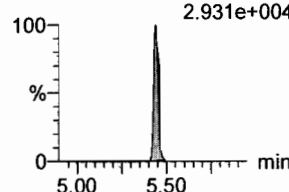
F47:MRM of 2 channels,ES-  
570.1 > 483.0  
1.556e+004



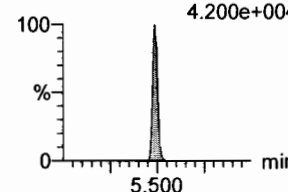
F50:MRM of 2 channels,ES-  
584.2 > 483.0  
1.486e+004



F45:MRM of 2 channels,ES-  
563.0 > 269  
2.931e+004

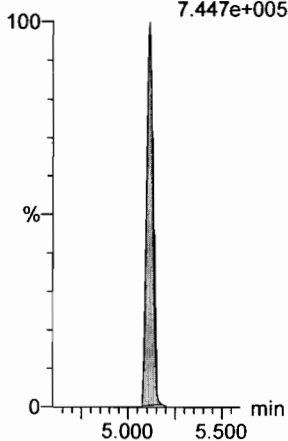


F52:MRM of 2 channels,ES-  
598.8 > 98.7  
4.200e+004



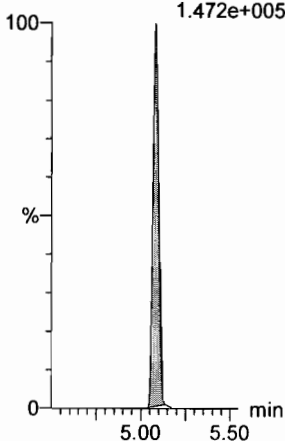
**13C2-PFDA**

F37:MRM of 1 channel,ES-  
515.1 > 469.9  
7.447e+005



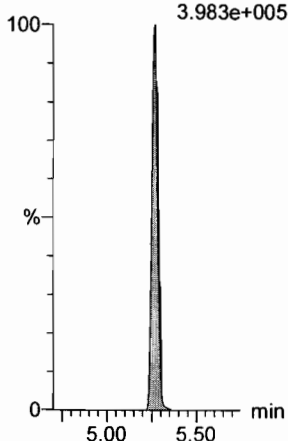
**13C2-8:2 FTS**

F42:MRM of 1 channel,ES-  
529.1 > 508.7  
1.472e+005



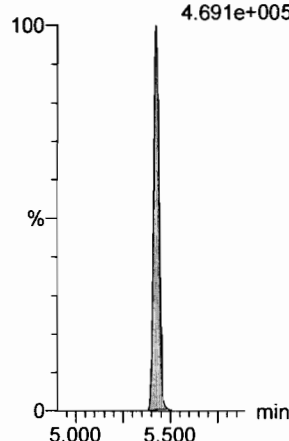
**d3-N-MeFOSAA**

F49:MRM of 1 channel,ES-  
573.3 > 419  
3.983e+005



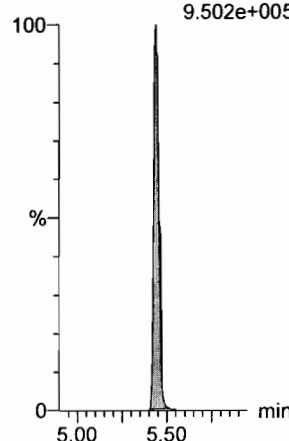
**d5-N-EtFOSAA**

F51:MRM of 1 channel,ES-  
589.3 > 419  
4.691e+005



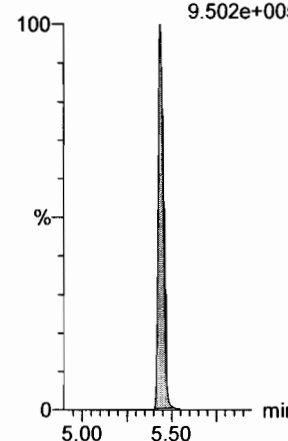
**13C2-PFUdA**

F46:MRM of 1 channel,ES-  
565 > 519.8  
9.502e+005



**13C2-PFUdA**

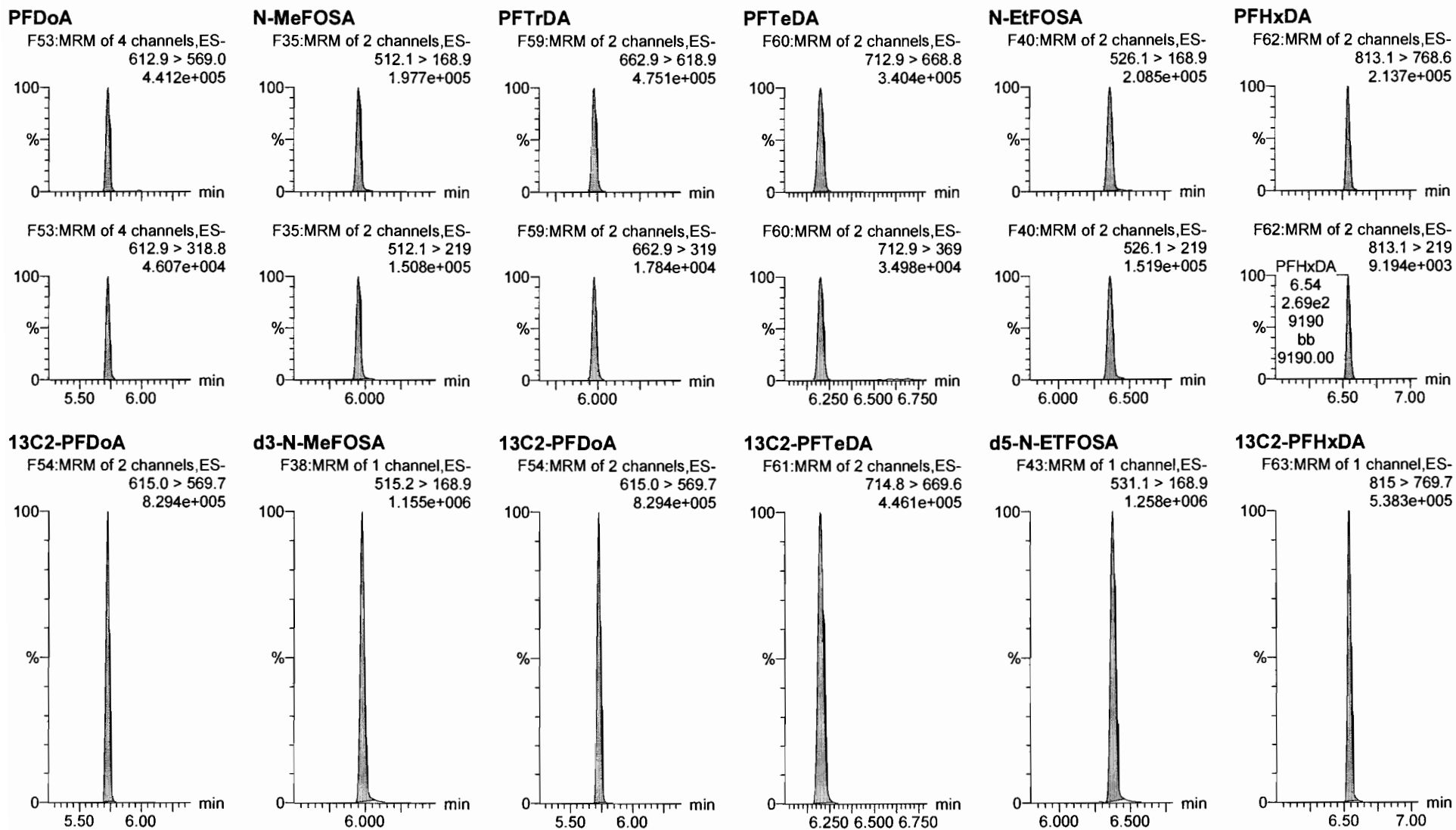
F46:MRM of 1 channel,ES-  
565 > 519.8  
9.502e+005



Dataset: F:\Projects\PFAS.PRO\Results\180308M1\180308M1-CRV.qld

Last Altered: Friday, March 09, 2018 14:29:30 Pacific Standard Time  
Printed: Friday, March 09, 2018 14:31:11 Pacific Standard Time

Name: 180308M1\_6, Date: 08-Mar-2018, Time: 20:11:39, ID: ST180308M1-5 PFC CS2 18C0606, Description: PFC CS2 18C0606



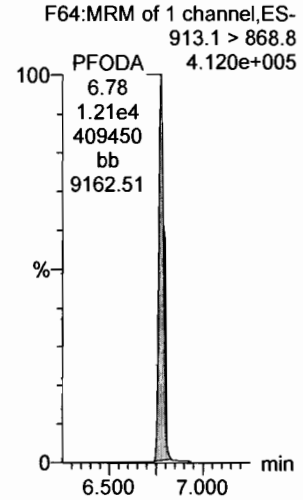
Dataset: F:\Projects\PFAS.PRO\Results\180308M1\180308M1-CRV.qld

Last Altered: Friday, March 09, 2018 14:29:30 Pacific Standard Time

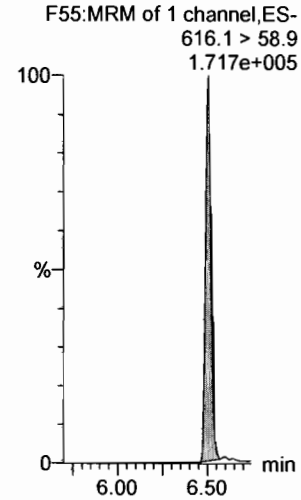
Printed: Friday, March 09, 2018 14:31:11 Pacific Standard Time

Name: 180308M1\_6, Date: 08-Mar-2018, Time: 20:11:39, ID: ST180308M1-5 PFC CS2 18C0606, Description: PFC CS2 18C0606

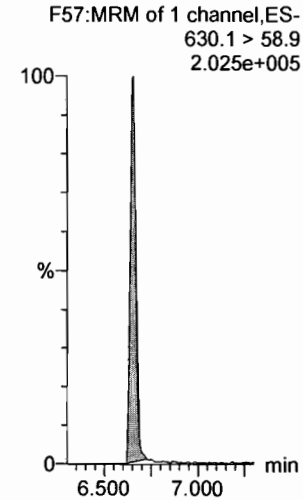
**PFODA**



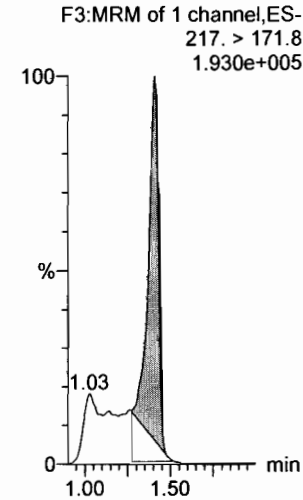
**N-MeFOSE**



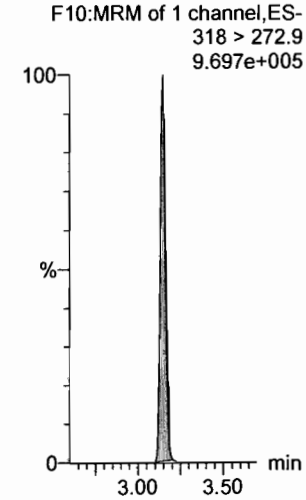
**N-EtFOSE**




**13C4-PFBA**



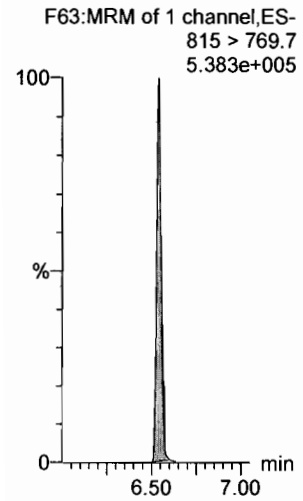
**13C5-PFHxA**



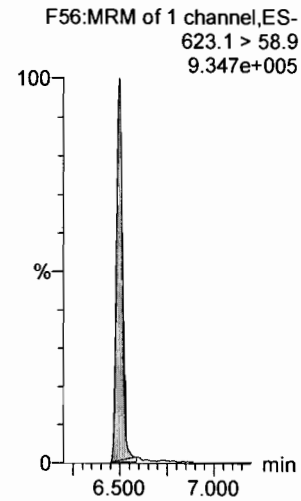
**13C3-PFHxS**



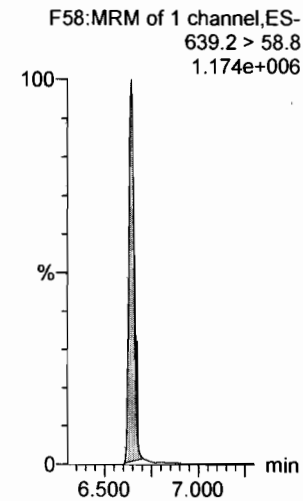
**13C2-PFHxDA**



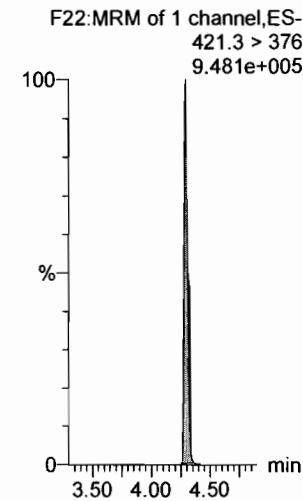
**d7-N-MeFOSE**



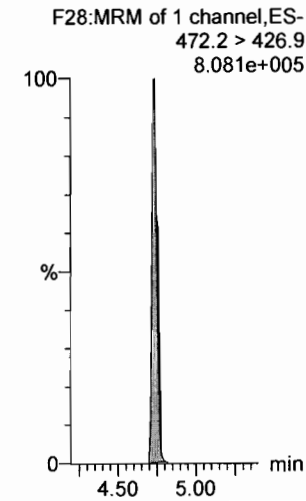
**d9-N-EtFOSE**



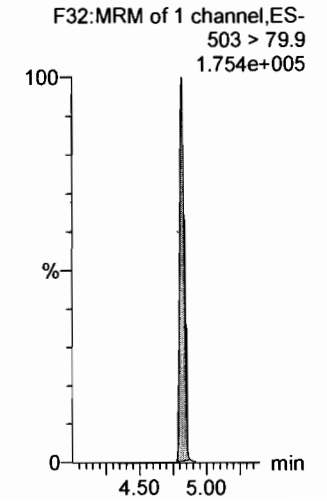
**13C8-PFOA**



**13C9-PFNA**



**13C4-PFOS**



Dataset: F:\Projects\PFAS.PRO\Results\180308M1\180308M1-CRV.qld

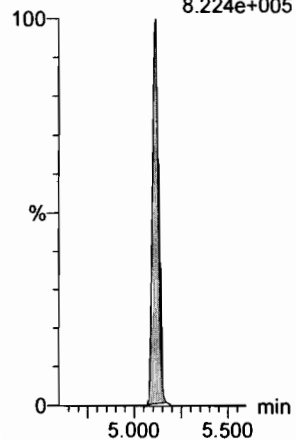
Last Altered: Friday, March 09, 2018 14:29:30 Pacific Standard Time

Printed: Friday, March 09, 2018 14:31:11 Pacific Standard Time

Name: 180308M1\_6, Date: 08-Mar-2018, Time: 20:11:39, ID: ST180308M1-5 PFC CS2 18C0606, Description: PFC CS2 18C0606

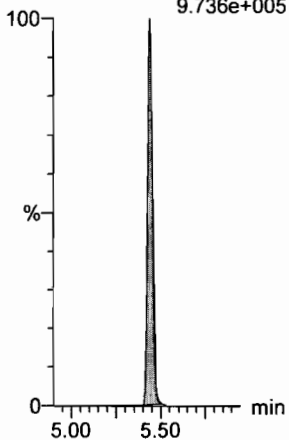
13C6-PFDA

F39:MRM of 1 channel,ES-  
519.1 > 473.7  
8.224e+005



13C7-PFUdA

F48:MRM of 1 channel,ES-  
570.1 > 524.8  
9.736e+005

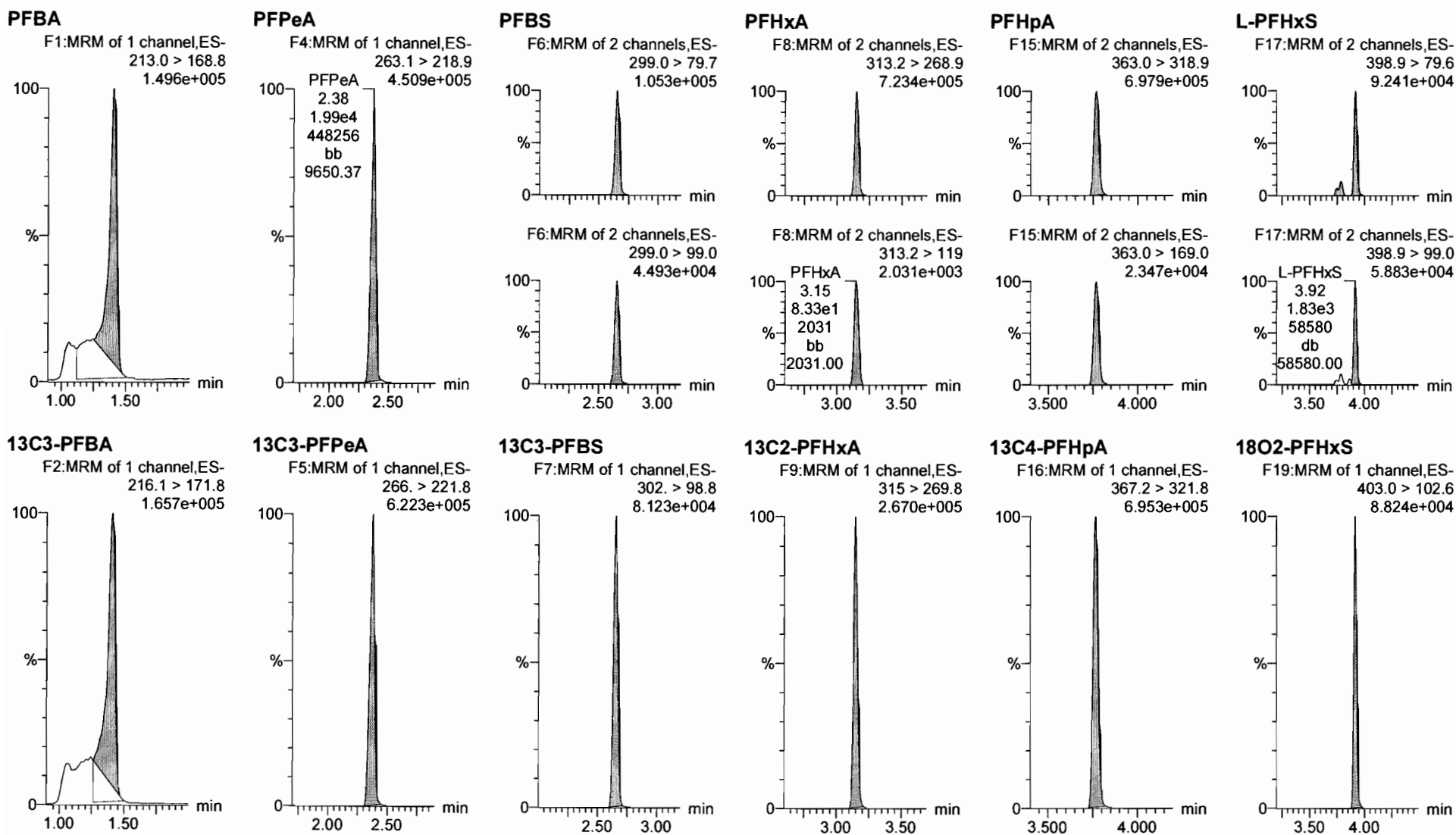


Dataset: F:\Projects\PFAS.PRO\Results\180308M1\180308M1-CRV.qld

Last Altered: Friday, March 09, 2018 14:29:30 Pacific Standard Time

Printed: Friday, March 09, 2018 14:31:11 Pacific Standard Time

Name: 180308M1\_7, Date: 08-Mar-2018, Time: 20:23:05, ID: ST180308M1-6 PFC CS3 18C0607, Description: PFC CS3 18C0607



Dataset: F:\Projects\PFAS.PRO\Results\180308M1\180308M1-CRV.qld

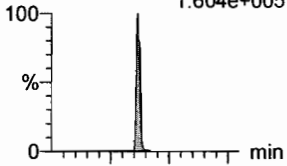
Last Altered: Friday, March 09, 2018 14:29:30 Pacific Standard Time

Printed: Friday, March 09, 2018 14:31:11 Pacific Standard Time

Name: 180308M1\_7, Date: 08-Mar-2018, Time: 20:23:05, ID: ST180308M1-6 PFC CS3 18C0607, Description: PFC CS3 18C0607

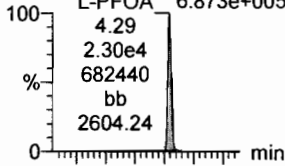
**6:2 FTS**

F23:MRM of 2 channels,ES-  
427.1 > 407  
1.604e+005



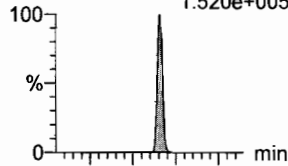
**L-PFOA**

F20:MRM of 2 channels,ES-  
413 > 368.7  
6.873e+005



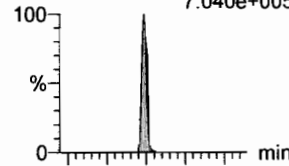
**PFHpS**

F25:MRM of 2 channels,ES-  
449 > 80.0  
1.520e+005



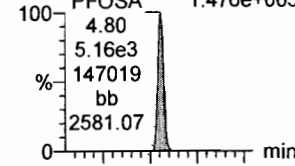
**PFNA**

F26:MRM of 2 channels,ES-  
463.0 > 418.8  
7.040e+005



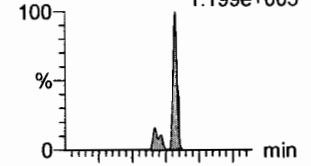
**PFOSA**

F29:MRM of 4 channels,ES-  
498.1 > 77.8  
1.476e+005

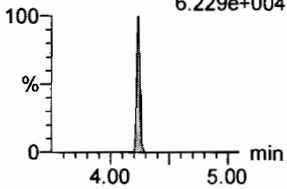


**L-PFOS**

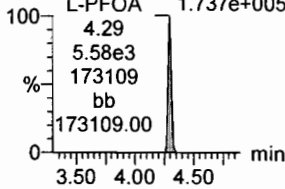
F31:MRM of 2 channels,ES-  
499 > 79.9  
1.199e+005



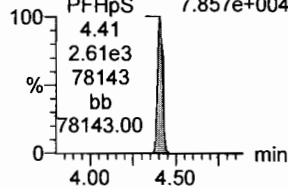
F23:MRM of 2 channels,ES-  
427.1 > 80  
6.229e+004



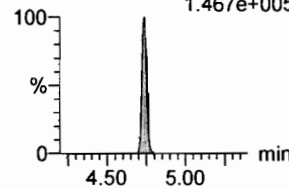
F20:MRM of 2 channels,ES-  
413 > 169  
1.737e+005



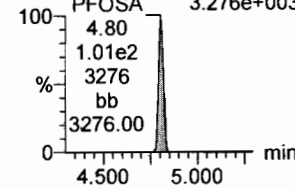
F25:MRM of 2 channels,ES-  
449 > 98.7  
7.857e+004



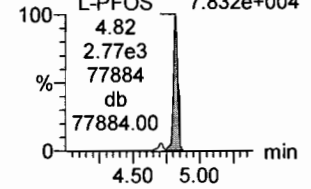
F26:MRM of 2 channels,ES-  
463.0 > 219.0  
1.467e+005



F29:MRM of 4 channels,ES-  
498.1 > 478  
3.276e+003




F31:MRM of 2 channels,ES-  
499 > 99  
7.832e+004



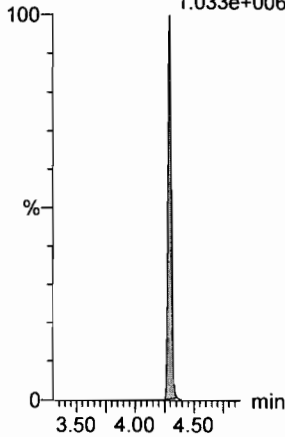
**13C2-6:2 FTS**

F24:MRM of 1 channel,ES-  
429.1 > 408.9  
2.148e+005




**13C2-PFOA**

F21:MRM of 1 channel,ES-  
414.9 > 369.7  
1.033e+006



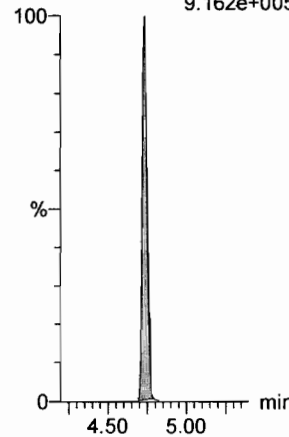
**13C2-PFOA**

F21:MRM of 1 channel,ES-  
414.9 > 369.7  
1.033e+006



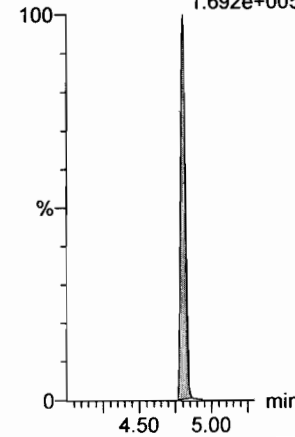
**13C5-PFNA**

F27:MRM of 1 channel,ES-  
468.2 > 422.9  
9.162e+005



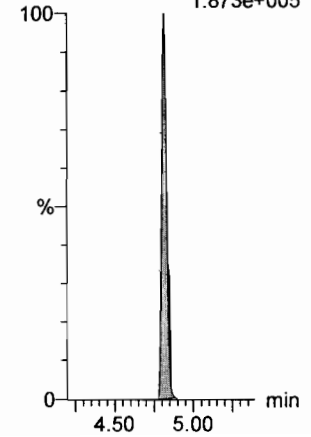
**13C8-PFOSA**

F33:MRM of 1 channel,ES-  
506.1 > 77.7  
1.692e+005



**13C8-PFOS**

F34:MRM of 1 channel,ES-  
507.0 > 79.9  
1.873e+005





Dataset: F:\Projects\PFAS.PRO\Results\180308M1\180308M1-CRV.qld

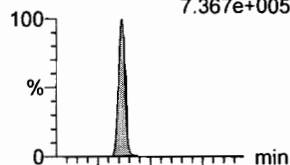
Last Altered: Friday, March 09, 2018 14:29:30 Pacific Standard Time

Printed: Friday, March 09, 2018 14:31:11 Pacific Standard Time

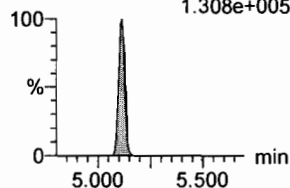
Name: 180308M1\_7, Date: 08-Mar-2018, Time: 20:23:05, ID: ST180308M1-6 PFC CS3 18C0607, Description: PFC CS3 18C0607

**PFDA**

F36:MRM of 2 channels,ES-  
513 > 468.8  
7.367e+005

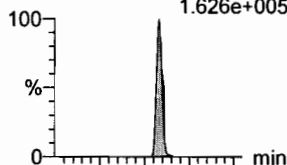


F36:MRM of 2 channels,ES-  
513 > 219  
1.308e+005

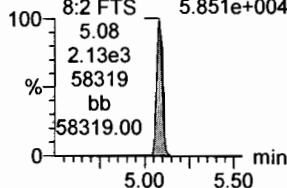


**8:2 FTS**

F41:MRM of 2 channels,ES-  
527 > 506.9  
1.626e+005

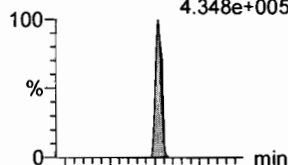


F41:MRM of 2 channels,ES-  
527 > 80  
5.851e+004

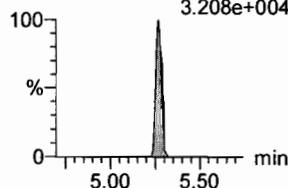


**N-MeFOSAA**

F47:MRM of 2 channels,ES-  
570.1 > 419  
4.348e+005

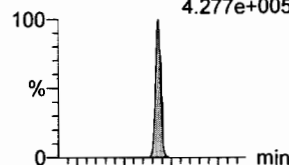


F47:MRM of 2 channels,ES-  
570.1 > 483.0  
3.208e+004

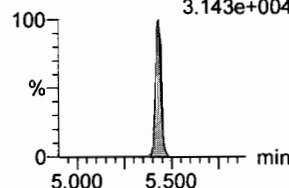


**N-EtFOSAA**

F50:MRM of 2 channels,ES-  
584.2 > 419  
4.277e+005

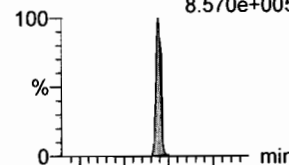


F50:MRM of 2 channels,ES-  
584.2 > 483.0  
3.143e+004

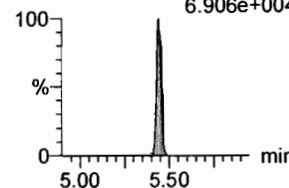


**PFUdA**

F45:MRM of 2 channels,ES-  
563.0 > 518.9  
8.570e+005

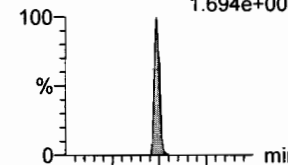


F45:MRM of 2 channels,ES-  
563.0 > 269  
6.906e+004

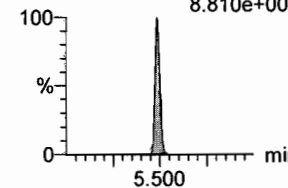


**PFDS**

F52:MRM of 2 channels,ES-  
598.8 > 80  
1.694e+005

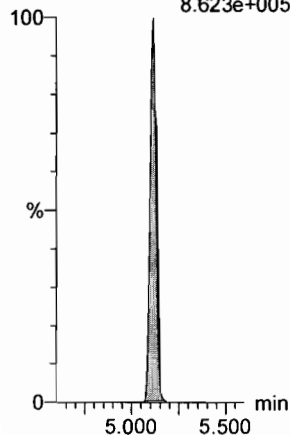


F52:MRM of 2 channels,ES-  
598.8 > 98.7  
8.810e+004



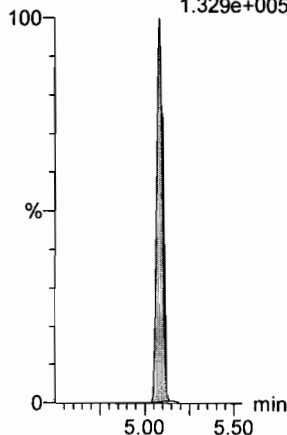
**13C2-PFDA**

F37:MRM of 1 channel,ES-  
515.1 > 469.9  
8.623e+005



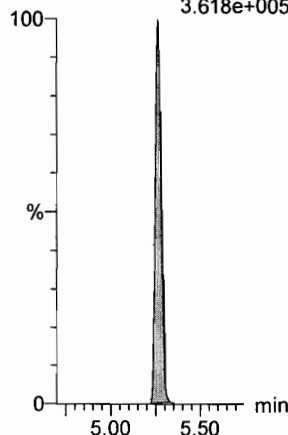
**13C2-8:2 FTS**

F42:MRM of 1 channel,ES-  
529.1 > 508.7  
1.329e+005



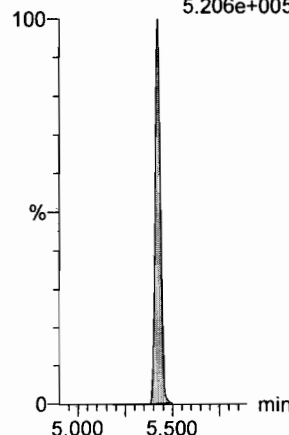
**d3-N-MeFOSAA**

F49:MRM of 1 channel,ES-  
573.3 > 419  
3.618e+005



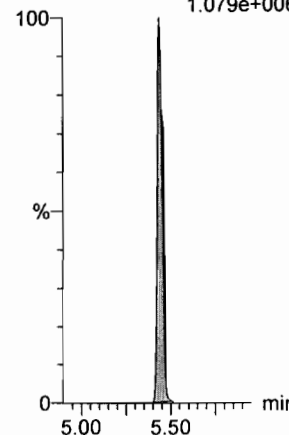
**d5-N-EtFOSAA**

F51:MRM of 1 channel,ES-  
589.3 > 419  
5.206e+005



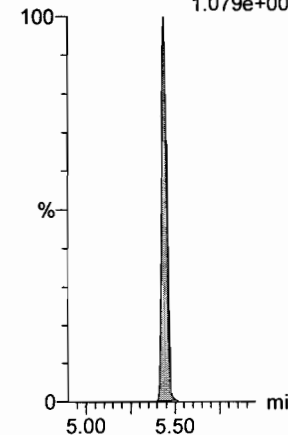
**13C2-PFUdA**

F46:MRM of 1 channel,ES-  
565 > 519.8  
1.079e+006



**13C2-PFUdA**

F46:MRM of 1 channel,ES-  
565 > 519.8  
1.079e+006

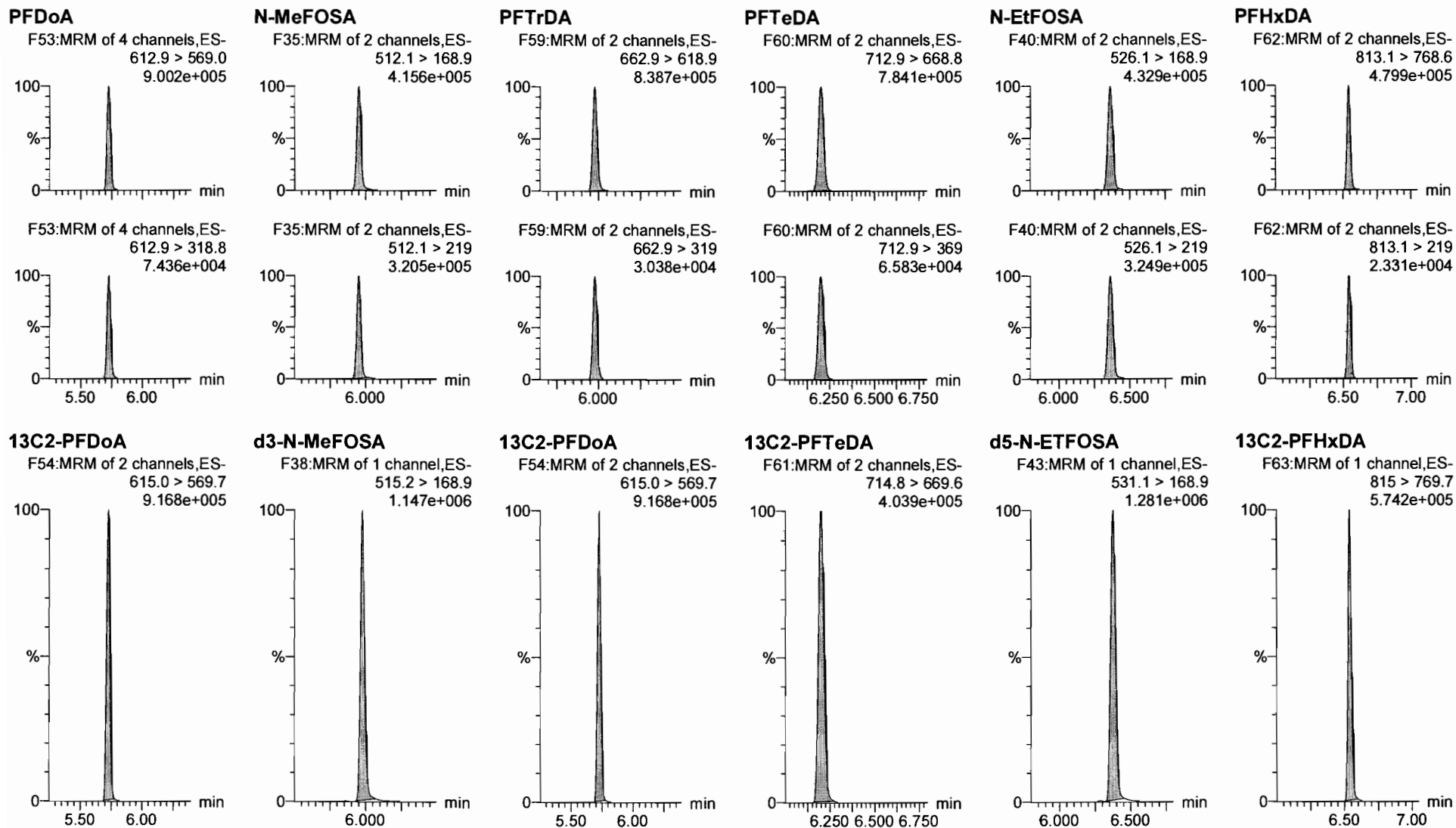


Dataset: F:\Projects\PFAS.PRO\Results\180308M1\180308M1-CRV.qld

Last Altered: Friday, March 09, 2018 14:29:30 Pacific Standard Time

Printed: Friday, March 09, 2018 14:31:11 Pacific Standard Time

Name: 180308M1\_7, Date: 08-Mar-2018, Time: 20:23:05, ID: ST180308M1-6 PFC CS3 18C0607, Description: PFC CS3 18C0607



Dataset: F:\Projects\PFAS.PRO\Results\180308M1\180308M1-CRV.qld

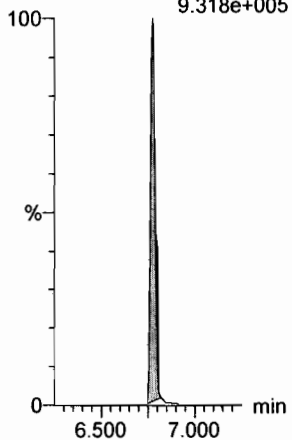
Last Altered: Friday, March 09, 2018 14:29:30 Pacific Standard Time

Printed: Friday, March 09, 2018 14:31:11 Pacific Standard Time

Name: 180308M1\_7, Date: 08-Mar-2018, Time: 20:23:05, ID: ST180308M1-6 PFC CS3 18C0607, Description: PFC CS3 18C0607

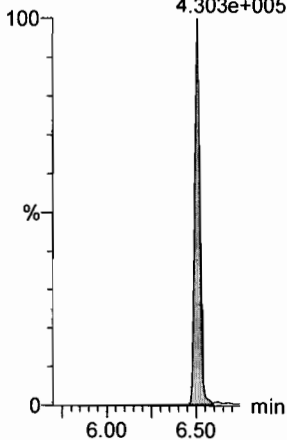
**PFODA**

F64:MRM of 1 channel,ES-  
913.1 > 868.8  
9.318e+005



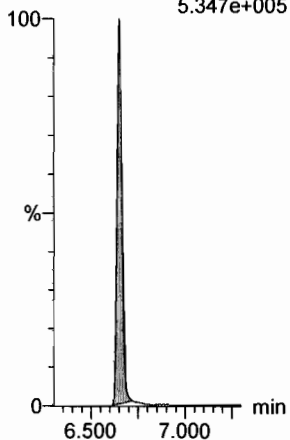
**N-MeFOSE**

F55:MRM of 1 channel,ES-  
616.1 > 58.9  
4.303e+005



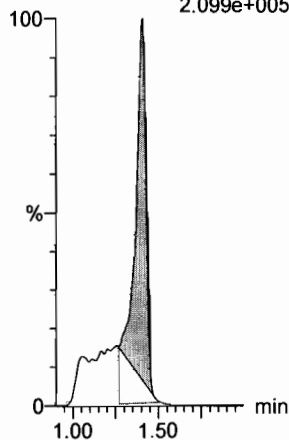
**N-EtFOSE**

F57:MRM of 1 channel,ES-  
630.1 > 58.9  
5.347e+005



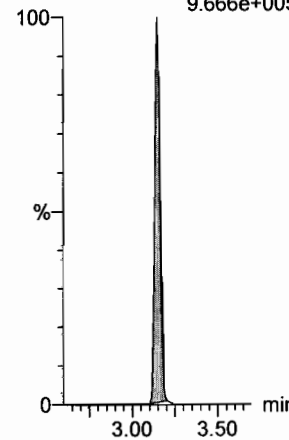
**13C4-PFBA**

F3:MRM of 1 channel,ES-  
217. > 171.8  
2.099e+005



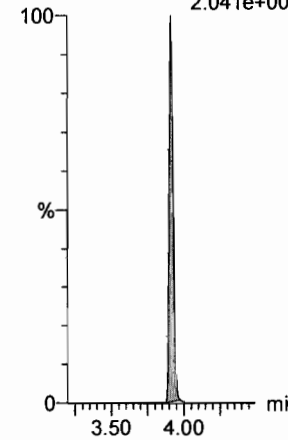
**13C5-PFHxA**

F10:MRM of 1 channel,ES-  
318 > 272.9  
9.666e+005



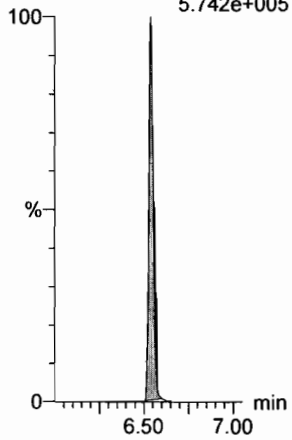
**13C3-PFHxS**

F18:MRM of 1 channel,ES-  
401.9 > 79.9  
2.041e+005



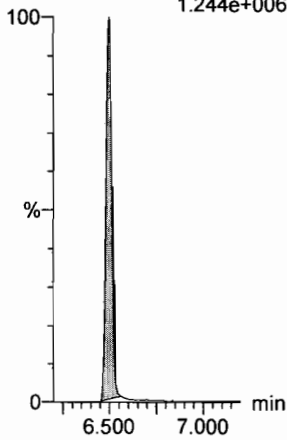
**13C2-PFHxDA**

F63:MRM of 1 channel,ES-  
815 > 769.7  
5.742e+005



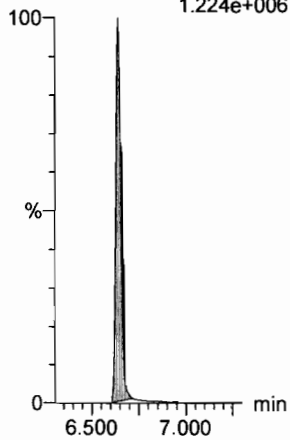
**d7-N-MeFOSE**

F56:MRM of 1 channel,ES-  
623.1 > 58.9  
1.244e+006



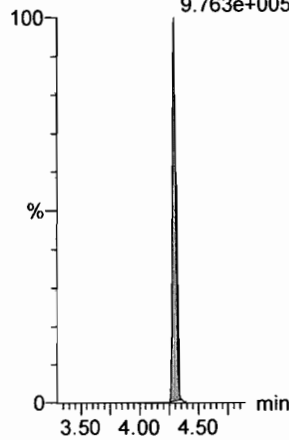
**d9-N-EtFOSE**

F58:MRM of 1 channel,ES-  
639.2 > 58.8  
1.224e+006



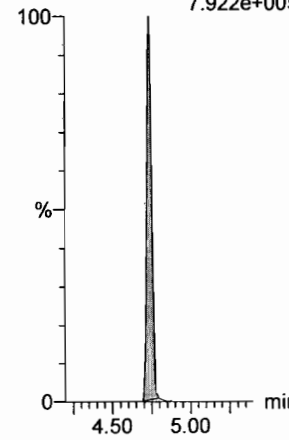
**13C8-PFOA**

F22:MRM of 1 channel,ES-  
421.3 > 376  
9.763e+005



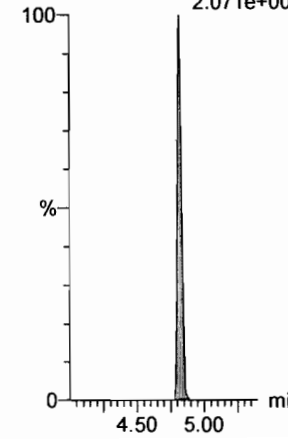
**13C9-PFNA**

F28:MRM of 1 channel,ES-  
472.2 > 426.9  
7.922e+005



**13C4-PFOS**

F32:MRM of 1 channel,ES-  
503 > 79.9  
2.071e+005



Dataset: F:\Projects\PFAS.PRO\Results\180308M1\180308M1-CRV.qld

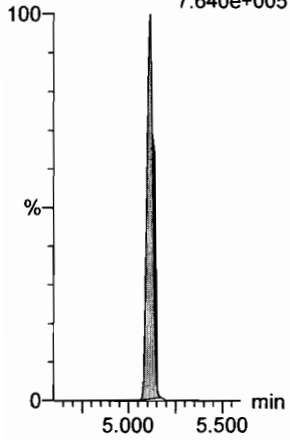
Last Altered: Friday, March 09, 2018 14:29:30 Pacific Standard Time

Printed: Friday, March 09, 2018 14:31:11 Pacific Standard Time

Name: 180308M1\_7, Date: 08-Mar-2018, Time: 20:23:05, ID: ST180308M1-6 PFC CS3 18C0607, Description: PFC CS3 18C0607

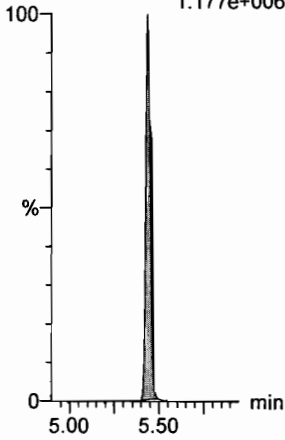
13C6-PFDA

F39:MRM of 1 channel,ES-  
519.1 > 473.7  
7.640e+005



13C7-PFUdA

F48:MRM of 1 channel,ES-  
570.1 > 524.8  
1.177e+006

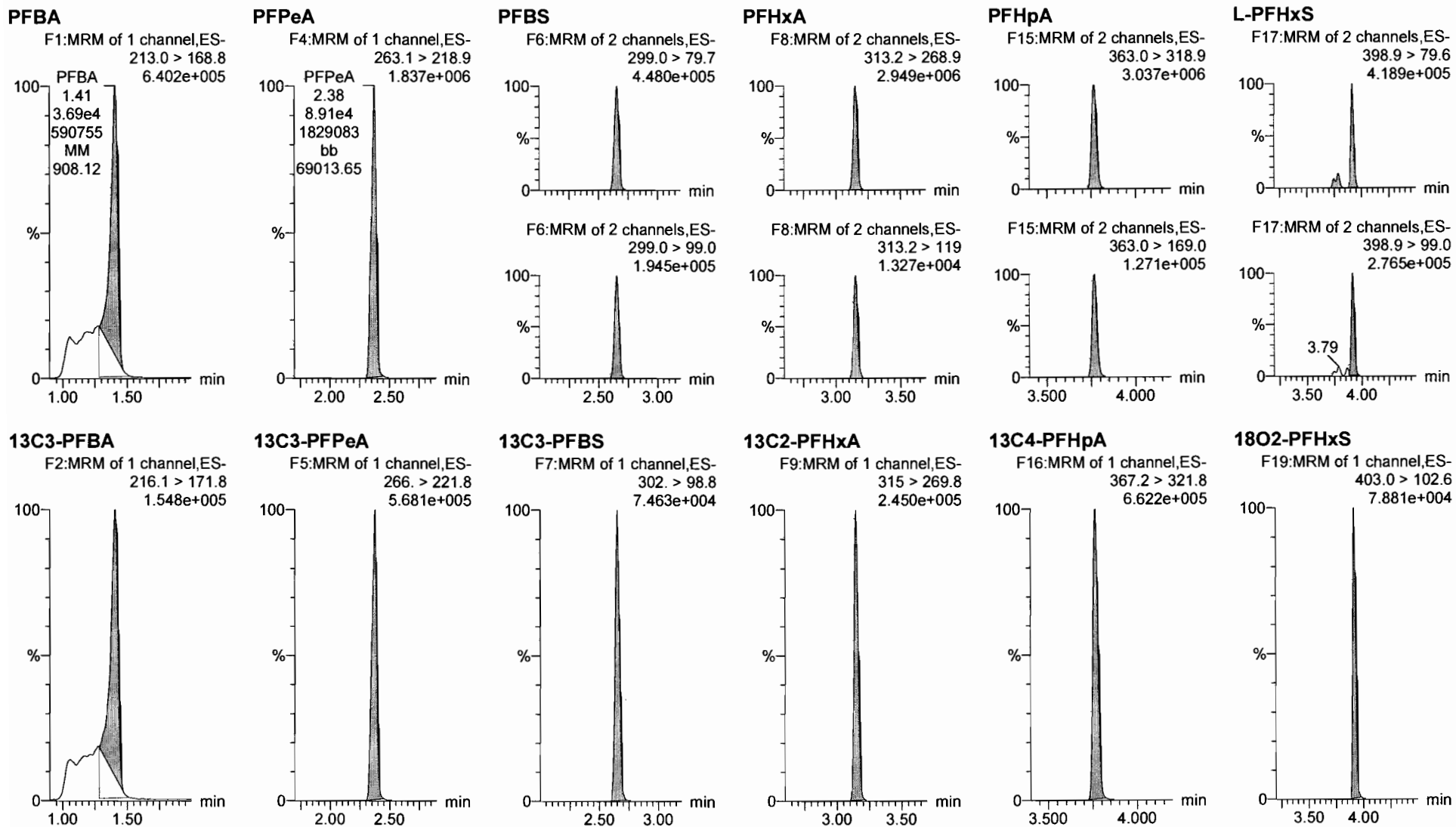


Dataset: F:\Projects\PFAS.PRO\Results\180308M1\180308M1-CRV.qld

Last Altered: Friday, March 09, 2018 14:29:30 Pacific Standard Time

Printed: Friday, March 09, 2018 14:31:11 Pacific Standard Time

Name: 180308M1\_8, Date: 08-Mar-2018, Time: 20:34:32, ID: ST180308M1-7 PFC CS4 18C0608, Description: PFC CS4 18C0608



Dataset: F:\Projects\PFAS.PRO\Results\180308M1\180308M1-CRV.qld

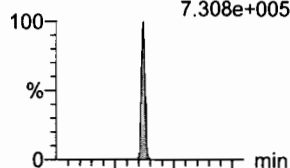
Last Altered: Friday, March 09, 2018 14:29:30 Pacific Standard Time

Printed: Friday, March 09, 2018 14:31:11 Pacific Standard Time

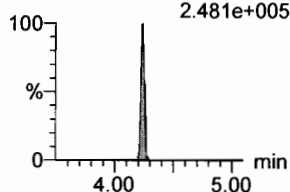
Name: 180308M1\_8, Date: 08-Mar-2018, Time: 20:34:32, ID: ST180308M1-7 PFC CS4 18C0608, Description: PFC CS4 18C0608

**6:2 FTS**

F23:MRM of 2 channels,ES-  
427.1 > 407  
7.308e+005

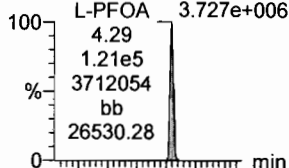


F23:MRM of 2 channels,ES-  
427.1 > 80  
2.481e+005

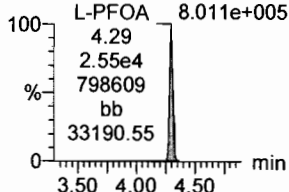


**L-PFOA**

F20:MRM of 2 channels,ES-  
413 > 368.7  
3.727e+006

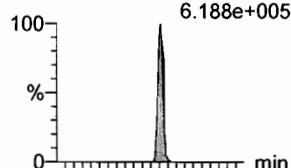


F20:MRM of 2 channels,ES-  
413 > 169  
8.011e+005

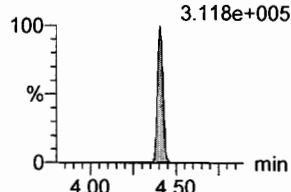


**PFHpS**

F25:MRM of 2 channels,ES-  
449 > 80.0  
6.188e+005




F25:MRM of 2 channels,ES-  
449 > 98.7  
3.118e+005

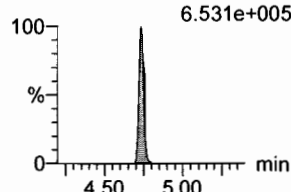


**PFNA**

F26:MRM of 2 channels,ES-  
463.0 > 418.8  
3.895e+006

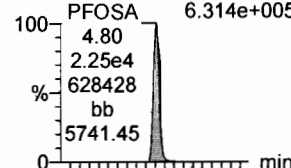


F26:MRM of 2 channels,ES-  
463.0 > 219.0  
6.531e+005

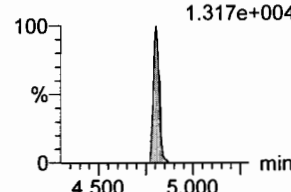


**PFOSA**

F29:MRM of 4 channels,ES-  
498.1 > 77.8  
6.314e+005

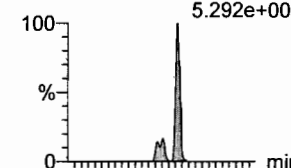


F29:MRM of 4 channels,ES-  
498.1 > 478  
1.317e+004

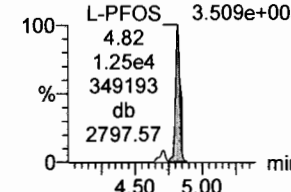


**L-PFOS**

F31:MRM of 2 channels,ES-  
499 > 79.9  
5.292e+005

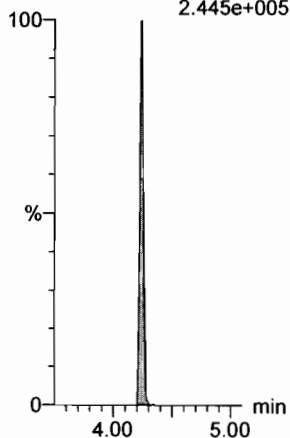


F31:MRM of 2 channels,ES-  
499 > 99  
3.509e+005




**13C2-6:2 FTS**

F24:MRM of 1 channel,ES-  
429.1 > 408.9  
2.445e+005



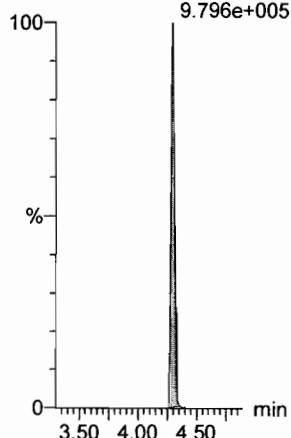
**13C2-PFOA**

F21:MRM of 1 channel,ES-  
414.9 > 369.7  
9.796e+005



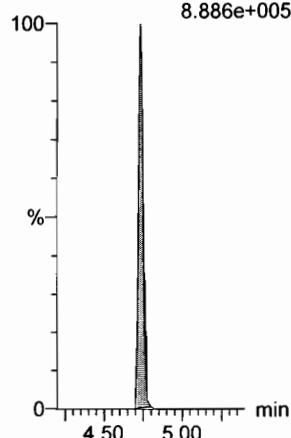
**13C2-PFOA**

F21:MRM of 1 channel,ES-  
414.9 > 369.7  
9.796e+005



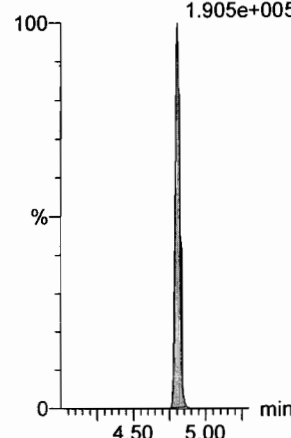
**13C5-PFNA**

F27:MRM of 1 channel,ES-  
468.2 > 422.9  
8.886e+005



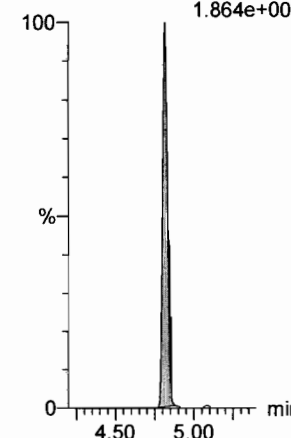
**13C8-PFOA**

F33:MRM of 1 channel,ES-  
506.1 > 77.7  
1.905e+005



**13C8-PFOS**

F34:MRM of 1 channel,ES-  
507.0 > 79.9  
1.864e+005



Dataset: F:\Projects\PFAS.PRO\Results\180308M1\180308M1-CRV.qld

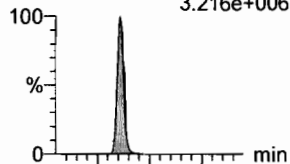
Last Altered: Friday, March 09, 2018 14:29:30 Pacific Standard Time

Printed: Friday, March 09, 2018 14:31:11 Pacific Standard Time

Name: 180308M1\_8, Date: 08-Mar-2018, Time: 20:34:32, ID: ST180308M1-7 PFC CS4 18C0608, Description: PFC CS4 18C0608

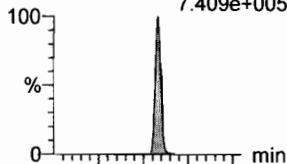
**PFDA**

F36:MRM of 2 channels,ES-  
513 > 468.8  
3.216e+006



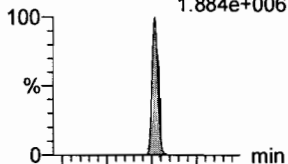
**8:2 FTS**

F41:MRM of 2 channels,ES-  
527 > 506.9  
7.409e+005



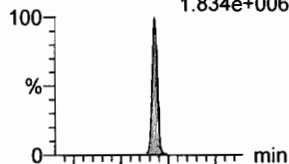
**N-MeFOSAA**

F47:MRM of 2 channels,ES-  
570.1 > 419  
1.884e+006



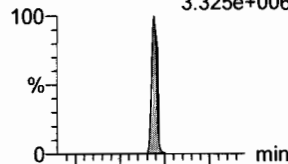
**N-EtFOSAA**

F50:MRM of 2 channels,ES-  
584.2 > 419  
1.834e+006



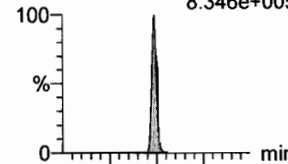
**PFUdA**

F45:MRM of 2 channels,ES-  
563.0 > 518.9  
3.325e+006

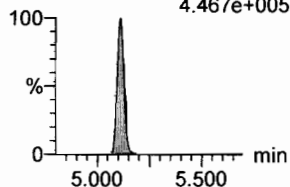


**PFDS**

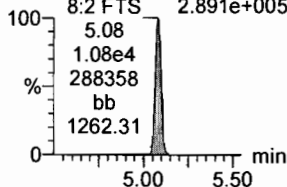
F52:MRM of 2 channels,ES-  
598.8 > 80  
8.346e+005



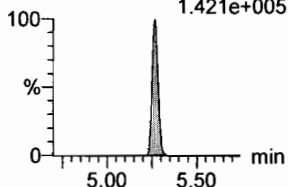
F36:MRM of 2 channels,ES-  
513 > 219  
4.467e+005



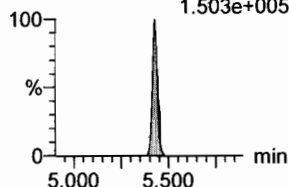
F41:MRM of 2 channels,ES-  
527 > 80  
2.891e+005



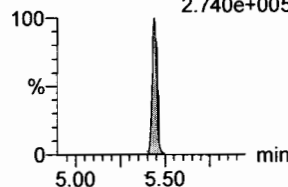
F47:MRM of 2 channels,ES-  
570.1 > 483.0  
1.421e+005



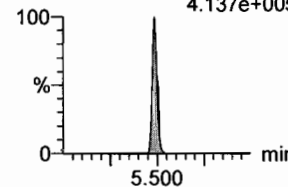
F50:MRM of 2 channels,ES-  
584.2 > 483.0  
1.503e+005



F45:MRM of 2 channels,ES-  
563.0 > 269  
2.740e+005

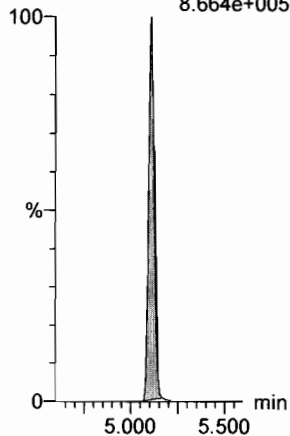


F52:MRM of 2 channels,ES-  
598.8 > 98.7  
4.137e+005



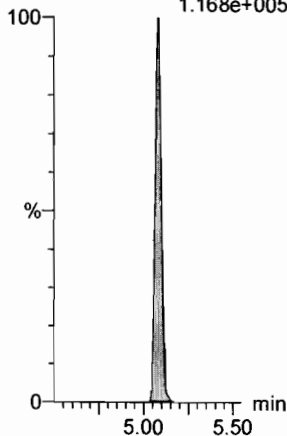
**13C2-PFDA**

F37:MRM of 1 channel,ES-  
515.1 > 469.9  
8.664e+005



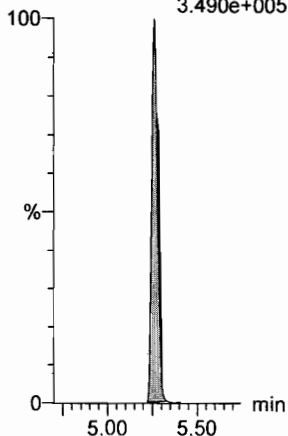
**13C2-8:2 FTS**

F42:MRM of 1 channel,ES-  
529.1 > 508.7  
1.168e+005



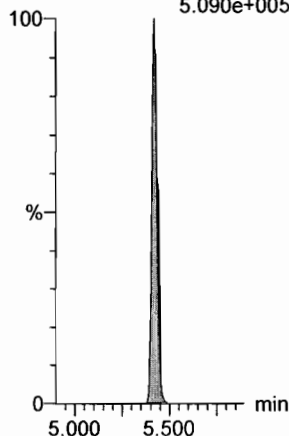
**d3-N-MeFOSAA**

F49:MRM of 1 channel,ES-  
573.3 > 419  
3.490e+005



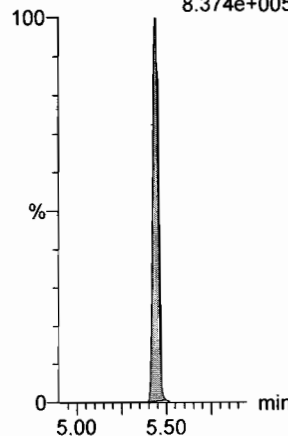
**d5-N-EtFOSAA**

F51:MRM of 1 channel,ES-  
589.3 > 419  
5.090e+005



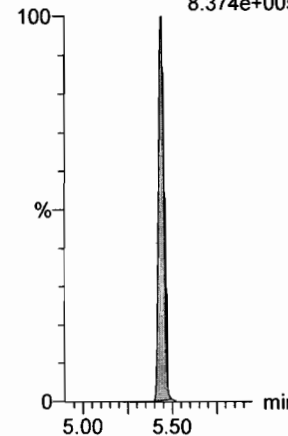
**13C2-PFUdA**

F46:MRM of 1 channel,ES-  
565 > 519.8  
8.374e+005



**13C2-PFUdA**

F46:MRM of 1 channel,ES-  
565 > 519.8  
8.374e+005

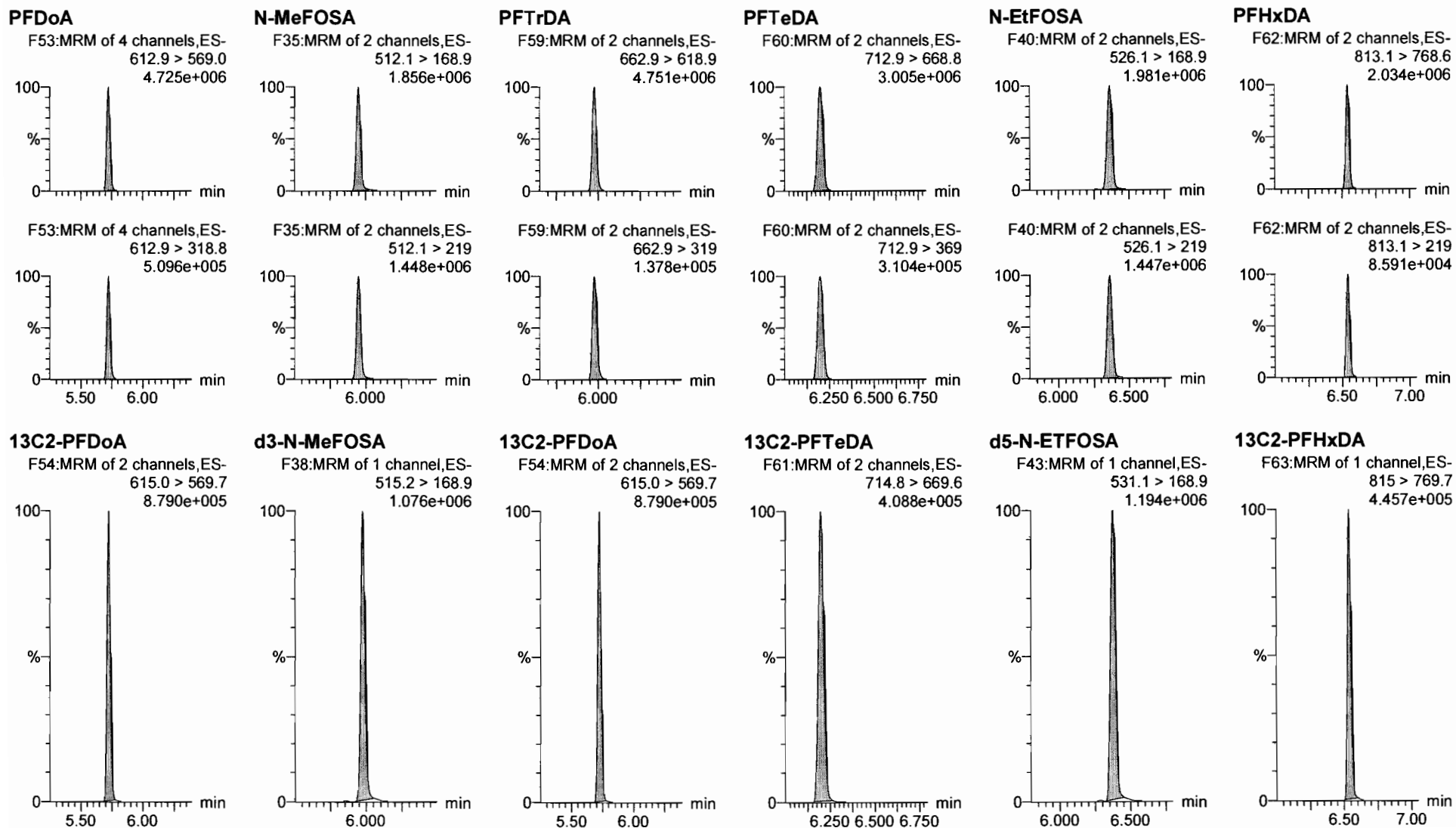


Dataset: F:\Projects\PFAS.PRO\Results\180308M1\180308M1-CRV.qld

Last Altered: Friday, March 09, 2018 14:29:30 Pacific Standard Time

Printed: Friday, March 09, 2018 14:31:11 Pacific Standard Time

Name: 180308M1\_8, Date: 08-Mar-2018, Time: 20:34:32, ID: ST180308M1-7 PFC CS4 18C0608, Description: PFC CS4 18C0608



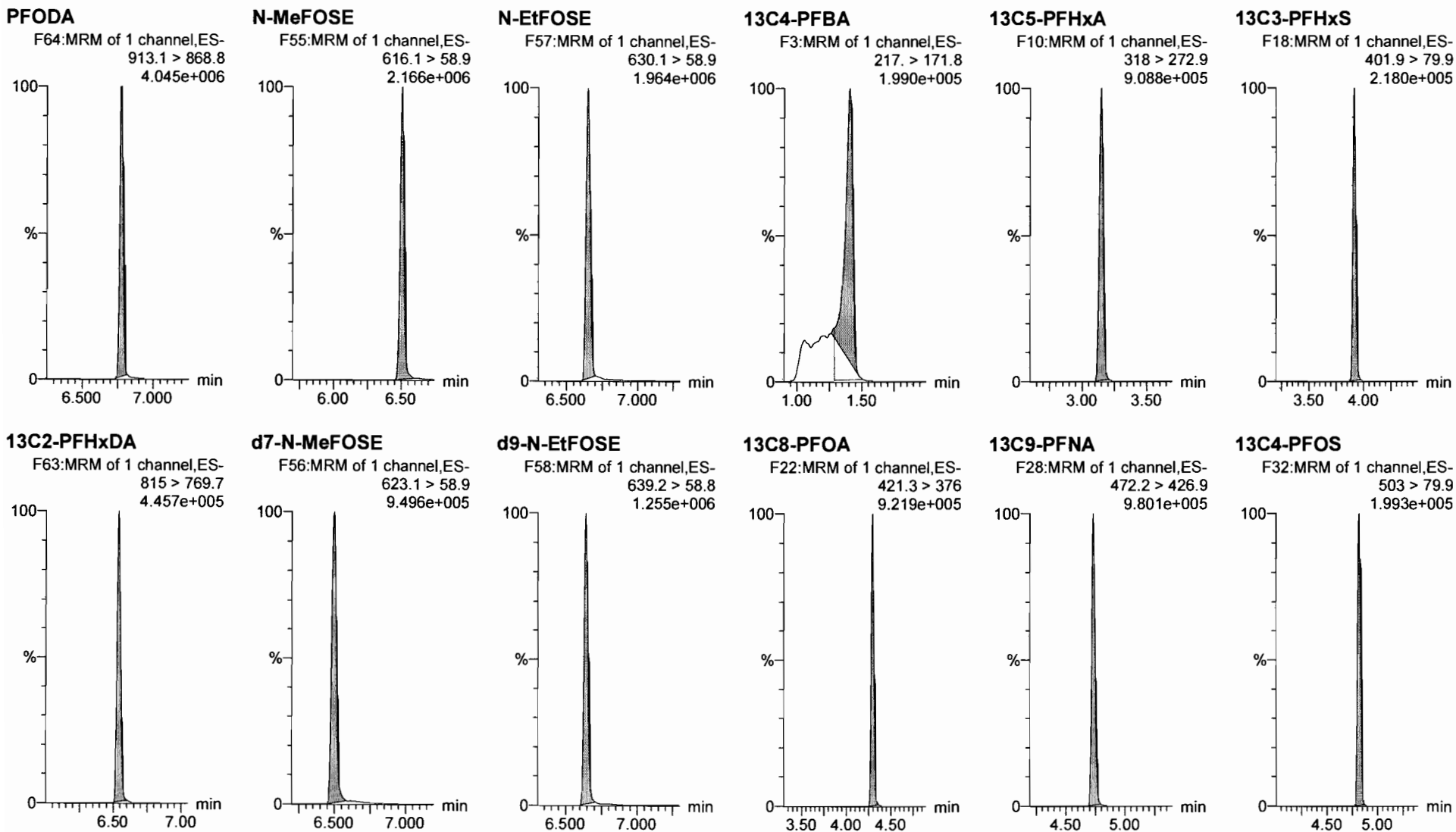


Dataset: F:\Projects\PFAS.PRO\Results\180308M1\180308M1-CRV.qld

Last Altered: Friday, March 09, 2018 14:29:30 Pacific Standard Time

Printed: Friday, March 09, 2018 14:31:11 Pacific Standard Time

Name: 180308M1\_8, Date: 08-Mar-2018, Time: 20:34:32, ID: ST180308M1-7 PFC CS4 18C0608, Description: PFC CS4 18C0608



Dataset: F:\Projects\PFAS.PRO\Results\180308M1\180308M1-CRV.qld

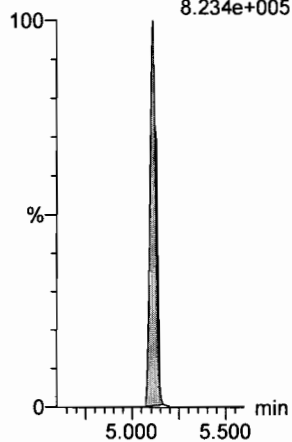
Last Altered: Friday, March 09, 2018 14:29:30 Pacific Standard Time

Printed: Friday, March 09, 2018 14:31:11 Pacific Standard Time

Name: 180308M1\_8, Date: 08-Mar-2018, Time: 20:34:32, ID: ST180308M1-7 PFC CS4 18C0608, Description: PFC CS4 18C0608

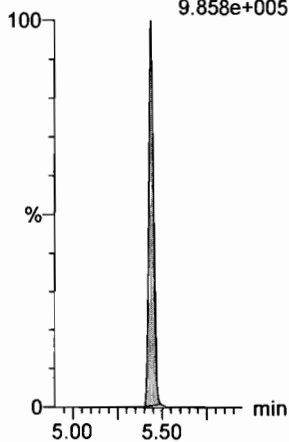
13C6-PFDA

F39:MRM of 1 channel,ES-  
519.1 > 473.7  
8.234e+005



13C7-PFUdA

F48:MRM of 1 channel,ES-  
570.1 > 524.8  
9.858e+005



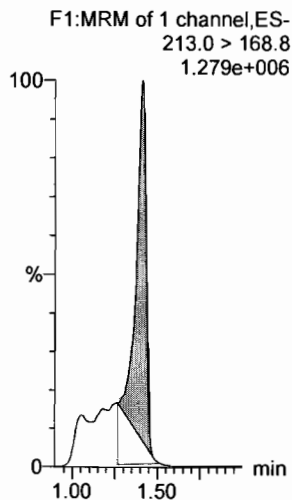
Dataset: F:\Projects\PFAS.PRO\Results\180308M1\180308M1-CRV.qld

Last Altered: Friday, March 09, 2018 14:29:30 Pacific Standard Time

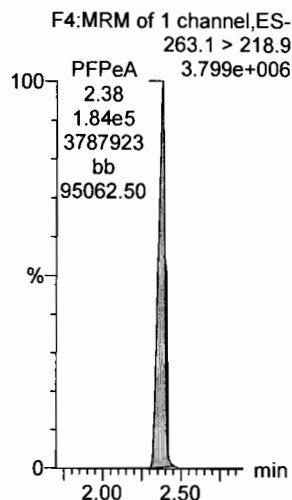
Printed: Friday, March 09, 2018 14:31:11 Pacific Standard Time

Name: 180308M1\_9, Date: 08-Mar-2018, Time: 20:46:02, ID: ST180308M1-8 PFC CS5 18C0609, Description: PFC CS5 18C0609

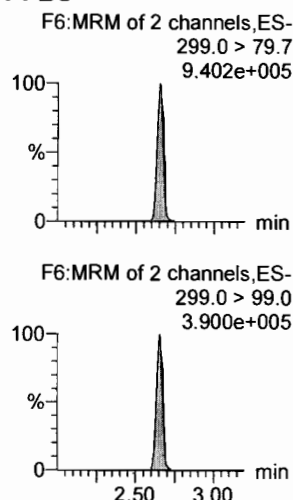
**PFBA**



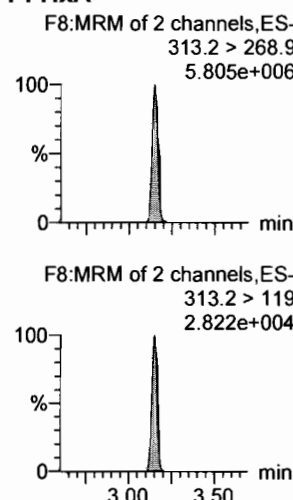
**PFPeA**



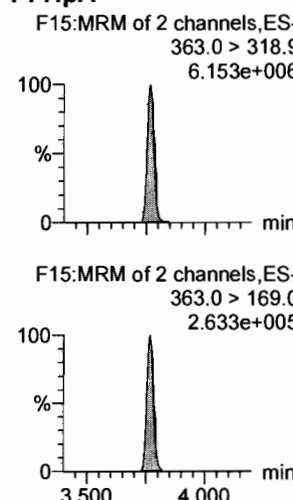
**PFBS**



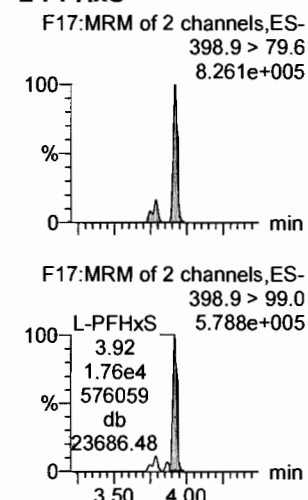
**PFHxA**



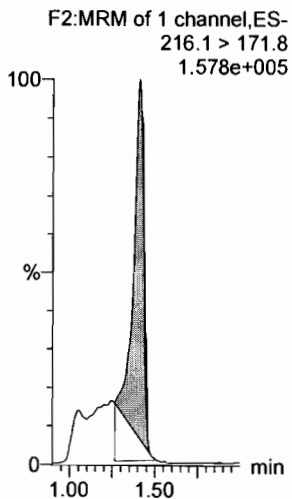
**PFHpA**



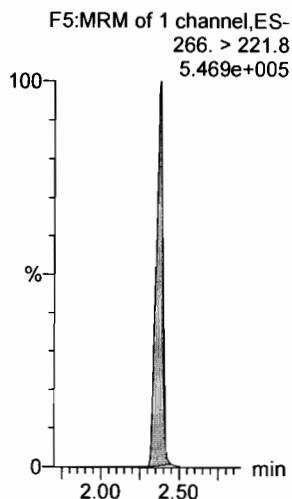
**L-PFHxS**




**13C3-PFBA**



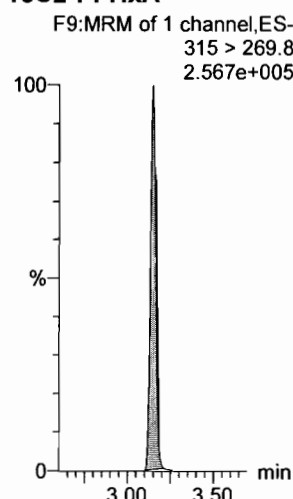
**13C3-PFPeA**



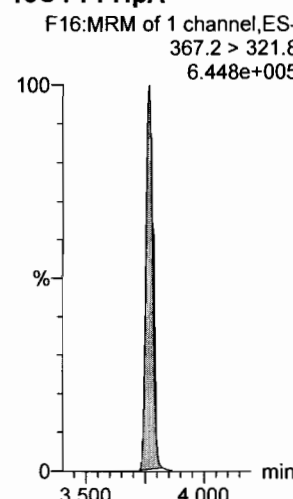
**13C3-PFBS**



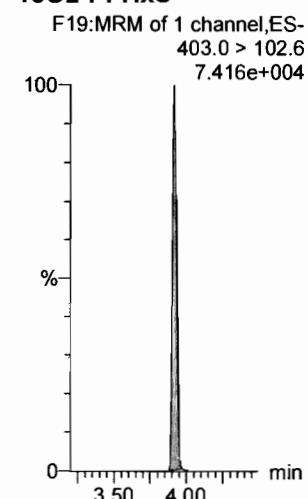
**13C2-PFHxA**



**13C4-PFHpA**



**18O2-PFHxS**



Dataset: F:\Projects\PFAS.PRO\Results\180308M1\180308M1-CRV.qld

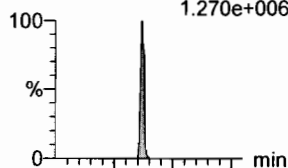
Last Altered: Friday, March 09, 2018 14:29:30 Pacific Standard Time

Printed: Friday, March 09, 2018 14:31:11 Pacific Standard Time

Name: 180308M1\_9, Date: 08-Mar-2018, Time: 20:46:02, ID: ST180308M1-8 PFC CS5 18C0609, Description: PFC CS5 18C0609

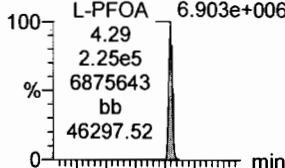
**6:2 FTS**

F23:MRM of 2 channels,ES-  
427.1 > 407  
1.270e+006



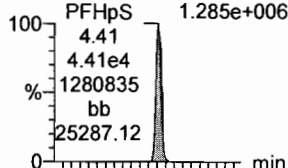
**L-PFOA**

F20:MRM of 2 channels,ES-  
413 > 368.7  
6.903e+006



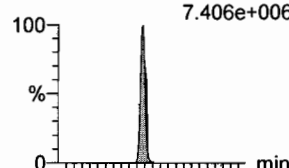
**PFHpS**

F25:MRM of 2 channels,ES-  
449 > 80.0  
1.285e+006



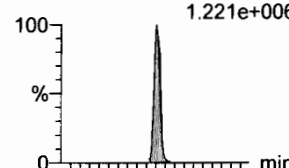
**PFNA**

F26:MRM of 2 channels,ES-  
463.0 > 418.8  
7.406e+006



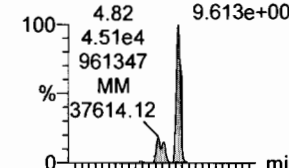
**PFOSA**

F29:MRM of 4 channels,ES-  
498.1 > 77.8  
1.221e+006

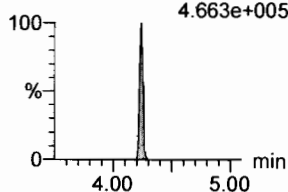


**L-PFOS**

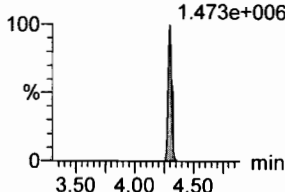
F31:MRM of 2 channels,ES-  
L-PFOS 499 > 79.9  
9.613e+005



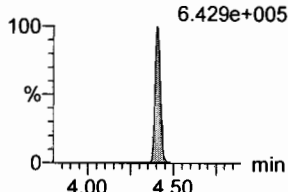
F23:MRM of 2 channels,ES-  
427.1 > 80  
4.663e+005



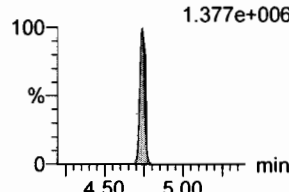
F20:MRM of 2 channels,ES-  
413 > 169  
1.473e+006



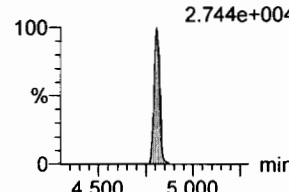
F25:MRM of 2 channels,ES-  
449 > 98.7  
6.429e+005



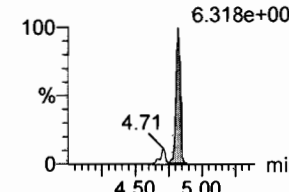
F26:MRM of 2 channels,ES-  
463.0 > 219.0  
1.377e+006



F29:MRM of 4 channels,ES-  
498.1 > 478  
2.744e+004

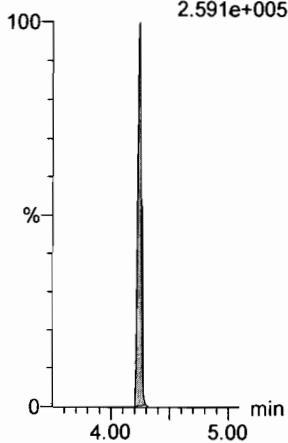


F31:MRM of 2 channels,ES-  
499 > 99  
6.318e+005



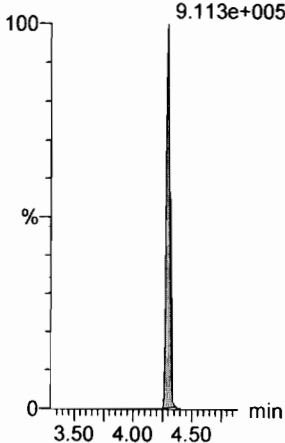
**13C2-6:2 FTS**

F24:MRM of 1 channel,ES-  
429.1 > 408.9  
2.591e+005



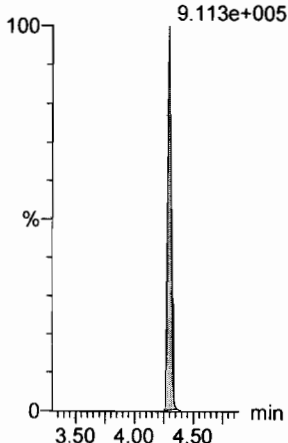
**13C2-PFOA**

F21:MRM of 1 channel,ES-  
414.9 > 369.7  
9.113e+005



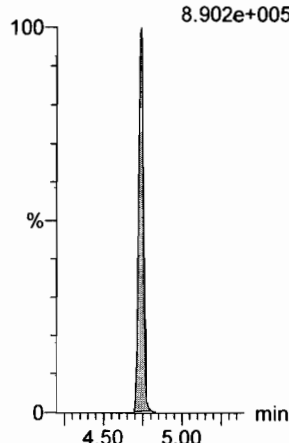
**13C2-PFOA**

F21:MRM of 1 channel,ES-  
414.9 > 369.7  
9.113e+005



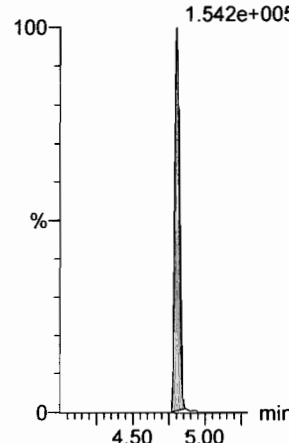
**13C5-PFNA**

F27:MRM of 1 channel,ES-  
468.2 > 422.9  
8.902e+005



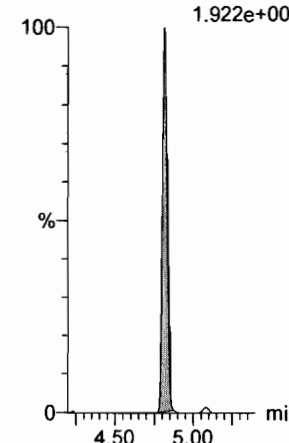
**13C8-PFOA**

F33:MRM of 1 channel,ES-  
506.1 > 77.7  
1.542e+005



**13C8-PFOS**

F34:MRM of 1 channel,ES-  
507.0 > 79.9  
1.922e+005



Dataset: F:\Projects\PFAS.PRO\Results\180308M1\180308M1-CRV.qld

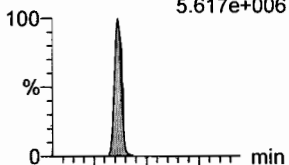
Last Altered: Friday, March 09, 2018 14:29:30 Pacific Standard Time

Printed: Friday, March 09, 2018 14:31:11 Pacific Standard Time

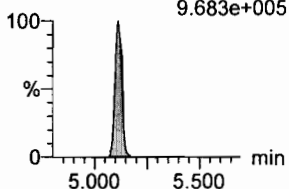
Name: 180308M1\_9, Date: 08-Mar-2018, Time: 20:46:02, ID: ST180308M1-8 PFC CS5 18C0609, Description: PFC CS5 18C0609

**PFDA**

F36:MRM of 2 channels,ES-  
513 > 468.8  
5.617e+006

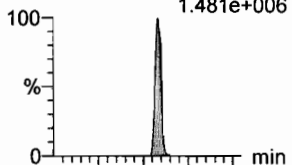


F36:MRM of 2 channels,ES-  
513 > 219  
9.683e+005

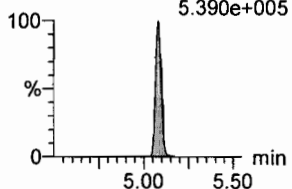


**8:2 FTS**

F41:MRM of 2 channels,ES-  
527 > 506.9  
1.481e+006

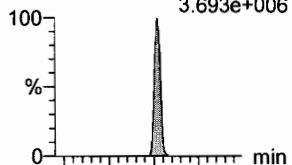


F41:MRM of 2 channels,ES-  
527 > 80  
5.390e+005

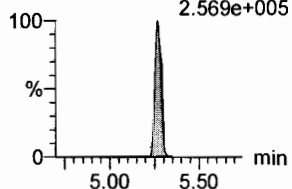


**N-MeFOSAA**

F47:MRM of 2 channels,ES-  
570.1 > 419  
3.693e+006

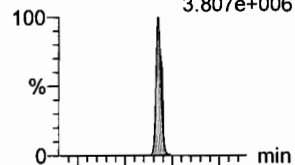


F47:MRM of 2 channels,ES-  
570.1 > 483.0  
2.569e+005

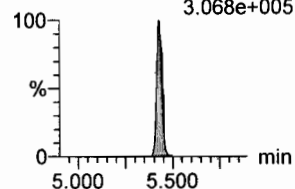


**N-EtFOSAA**

F50:MRM of 2 channels,ES-  
584.2 > 419  
3.807e+006

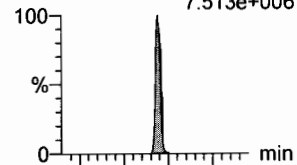


F50:MRM of 2 channels,ES-  
584.2 > 483.0  
3.068e+005

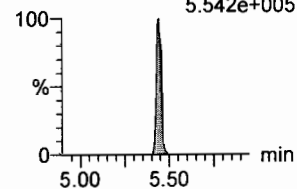


**PFUdA**

F45:MRM of 2 channels,ES-  
563.0 > 518.9  
7.513e+006

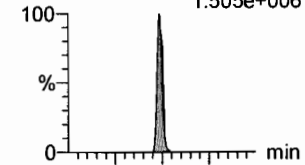


F45:MRM of 2 channels,ES-  
563.0 > 269  
5.542e+005

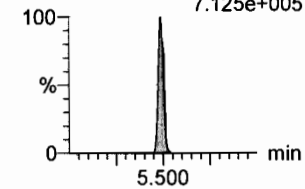


**PFDS**

F52:MRM of 2 channels,ES-  
598.8 > 80  
1.505e+006

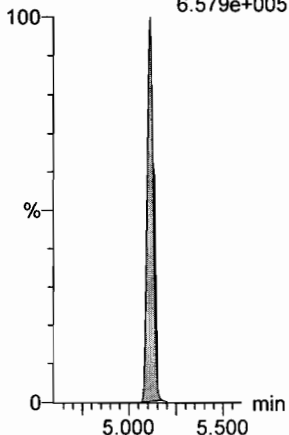


F52:MRM of 2 channels,ES-  
598.8 > 98.7  
7.125e+005



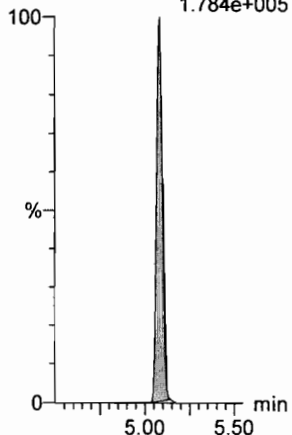
**13C2-PFDA**

F37:MRM of 1 channel,ES-  
515.1 > 469.9  
6.579e+005



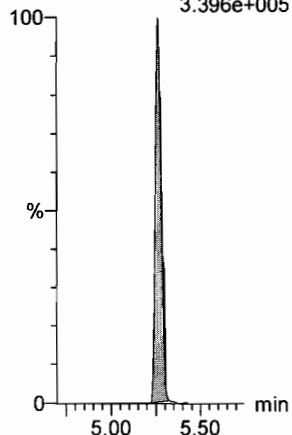
**13C2-8:2 FTS**

F42:MRM of 1 channel,ES-  
529.1 > 508.7  
1.784e+005



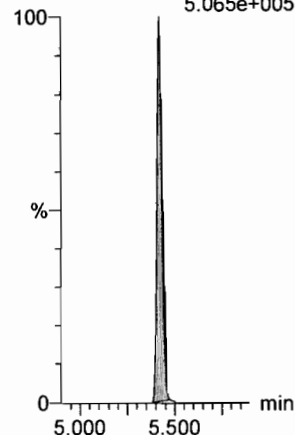
**d3-N-MeFOSAA**

F49:MRM of 1 channel,ES-  
573.3 > 419  
3.396e+005



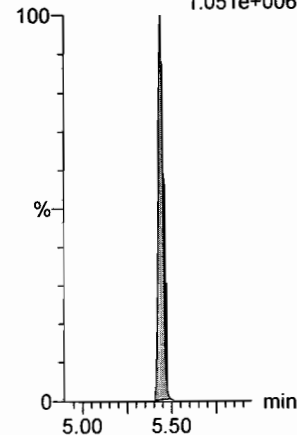
**d5-N-EtFOSAA**

F51:MRM of 1 channel,ES-  
589.3 > 419  
5.065e+005



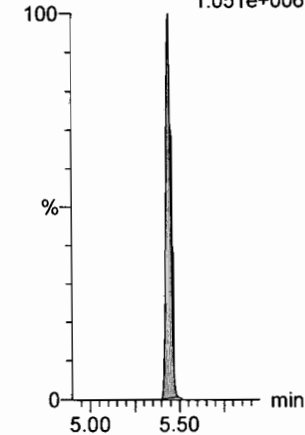
**13C2-PFUdA**

F46:MRM of 1 channel,ES-  
565 > 519.8  
1.051e+006



**13C2-PFUdA**

F46:MRM of 1 channel,ES-  
565 > 519.8  
1.051e+006

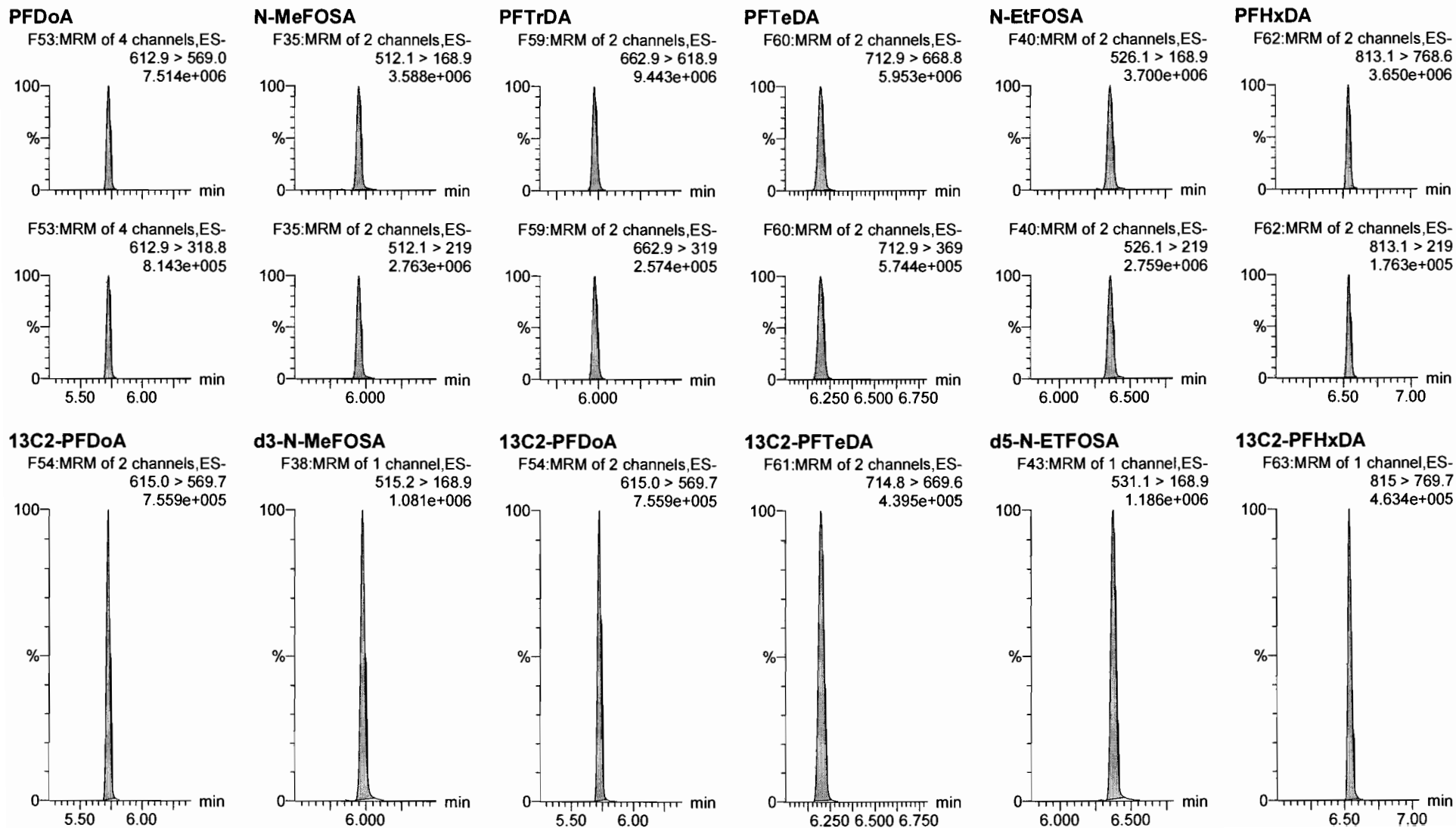


Dataset: F:\Projects\PFAS.PRO\Results\180308M1\180308M1-CRV.qld

Last Altered: Friday, March 09, 2018 14:29:30 Pacific Standard Time

Printed: Friday, March 09, 2018 14:31:11 Pacific Standard Time

Name: 180308M1\_9, Date: 08-Mar-2018, Time: 20:46:02, ID: ST180308M1-8 PFC CS5 18C0609, Description: PFC CS5 18C0609



Dataset: F:\Projects\PFAS.PRO\Results\180308M1\180308M1-CRV.qld

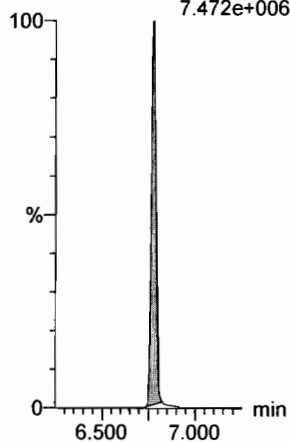
Last Altered: Friday, March 09, 2018 14:29:30 Pacific Standard Time

Printed: Friday, March 09, 2018 14:31:11 Pacific Standard Time

Name: 180308M1\_9, Date: 08-Mar-2018, Time: 20:46:02, ID: ST180308M1-8 PFC CS5 18C0609, Description: PFC CS5 18C0609

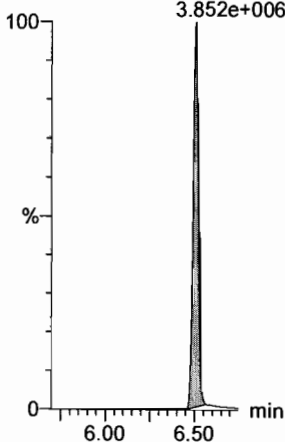
**PFODA**

F64:MRM of 1 channel,ES-  
913.1 > 868.8  
7.472e+006



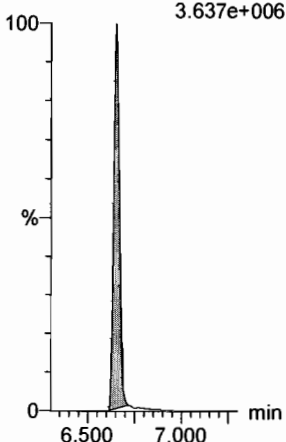
**N-MeFOSE**

F55:MRM of 1 channel,ES-  
616.1 > 58.9  
3.852e+006



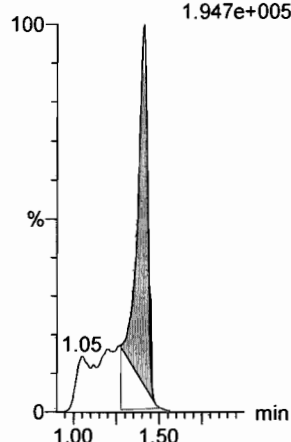
**N-EtFOSE**

F57:MRM of 1 channel,ES-  
630.1 > 58.9  
3.637e+006



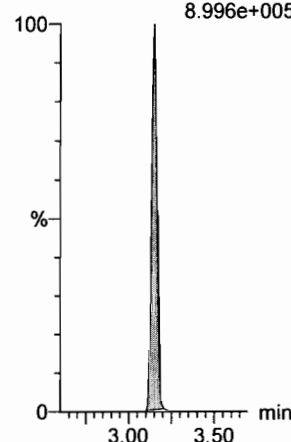
**13C4-PFBA**

F3:MRM of 1 channel,ES-  
217. > 171.8  
1.947e+005



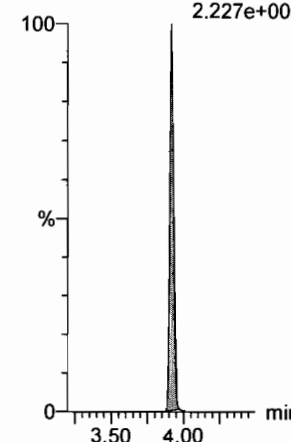
**13C5-PFHxA**

F10:MRM of 1 channel,ES-  
318 > 272.9  
8.996e+005



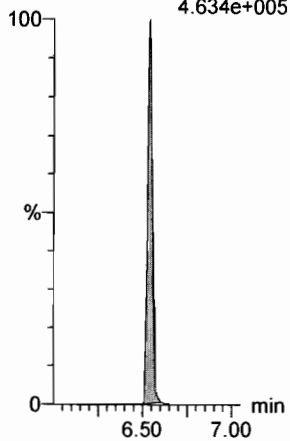
**13C3-PFHxA**

F18:MRM of 1 channel,ES-  
401.9 > 79.9  
2.227e+005



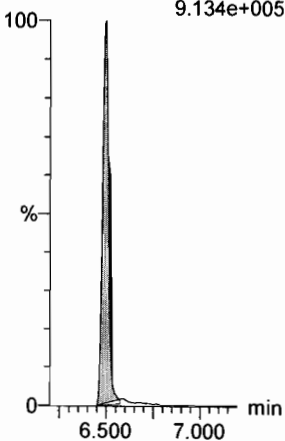
**13C2-PFHxDA**

F63:MRM of 1 channel,ES-  
815 > 769.7  
4.634e+005



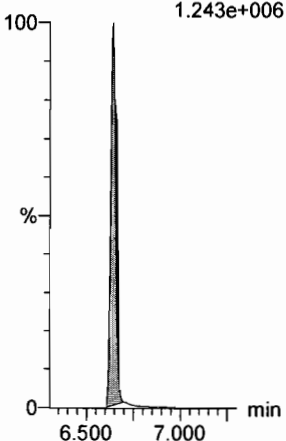
**d7-N-MeFOSE**

F56:MRM of 1 channel,ES-  
623.1 > 58.9  
9.134e+005



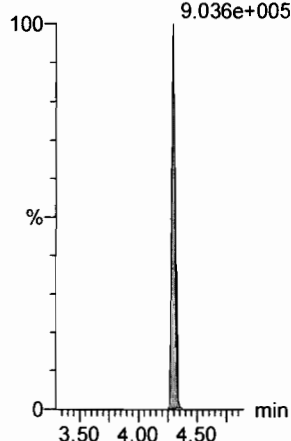
**d9-N-EtFOSE**

F58:MRM of 1 channel,ES-  
639.2 > 58.8  
1.243e+006



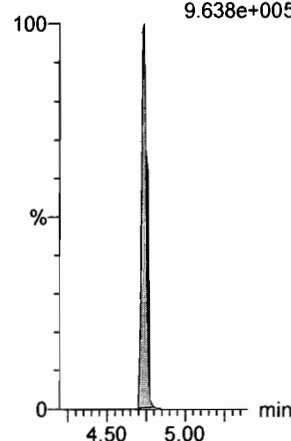
**13C8-PFOA**

F22:MRM of 1 channel,ES-  
421.3 > 376  
9.036e+005



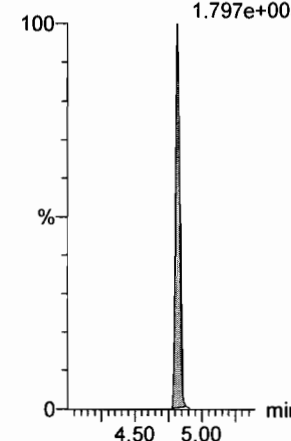
**13C9-PFNA**

F28:MRM of 1 channel,ES-  
472.2 > 426.9  
9.638e+005



**13C4-PFOS**

F32:MRM of 1 channel,ES-  
503 > 79.9  
1.797e+005



Dataset: F:\Projects\PFAS.PRO\Results\180308M1\180308M1-CRV.qld

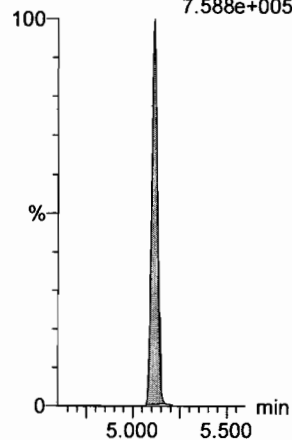
Last Altered: Friday, March 09, 2018 14:29:30 Pacific Standard Time

Printed: Friday, March 09, 2018 14:31:11 Pacific Standard Time

Name: 180308M1\_9, Date: 08-Mar-2018, Time: 20:46:02, ID: ST180308M1-8 PFC CS5 18C0609, Description: PFC CS5 18C0609

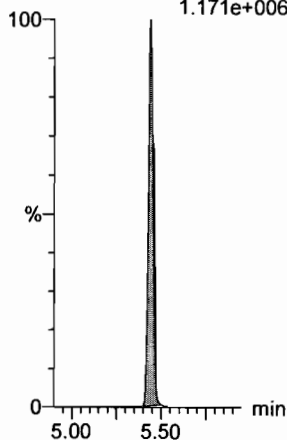
13C6-PFDA

F39:MRM of 1 channel,ES-  
519.1 > 473.7  
7.588e+005



13C7-PFUdA

F48:MRM of 1 channel,ES-  
570.1 > 524.8  
1.171e+006



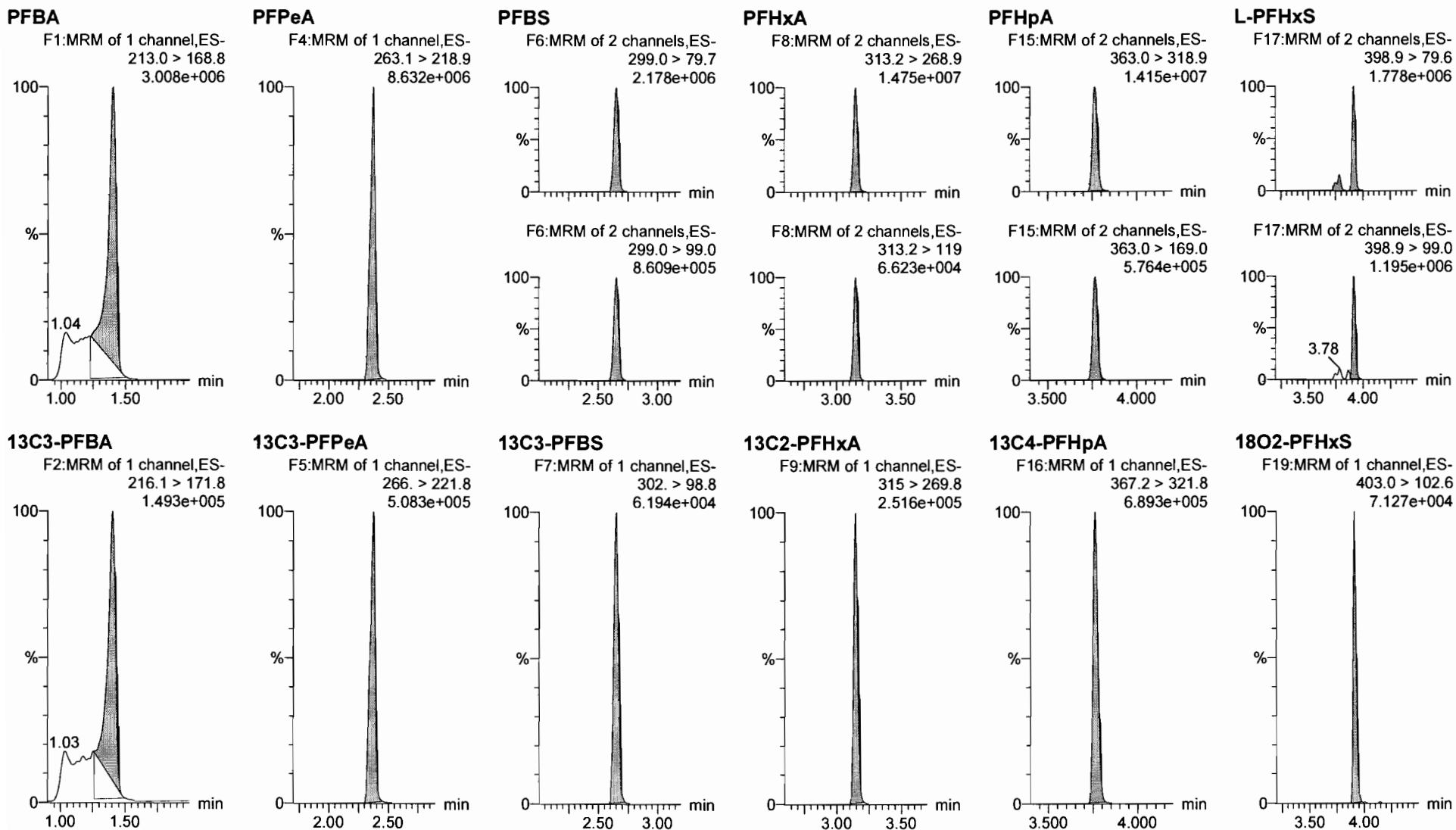


Dataset: F:\Projects\PFAS.PRO\Results\180308M1\180308M1-CRV.qld

Last Altered: Friday, March 09, 2018 14:29:30 Pacific Standard Time

Printed: Friday, March 09, 2018 14:31:11 Pacific Standard Time

Name: 180308M1\_10, Date: 08-Mar-2018, Time: 20:57:29, ID: ST180308M1-9 PFC CS6 18C0610, Description: PFC CS6 18C0610



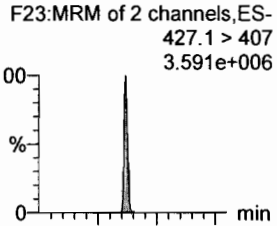
Dataset: F:\Projects\PFAS.PRO\Results\180308M1\180308M1-CRV.qld

Last Altered: Friday, March 09, 2018 14:29:30 Pacific Standard Time

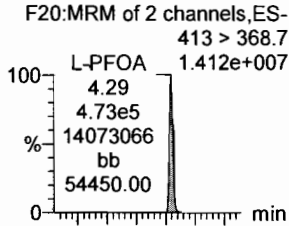
Printed: Friday, March 09, 2018 14:31:11 Pacific Standard Time

Name: 180308M1\_10, Date: 08-Mar-2018, Time: 20:57:29, ID: ST180308M1-9 PFC CS6 18C0610, Description: PFC CS6 18C0610

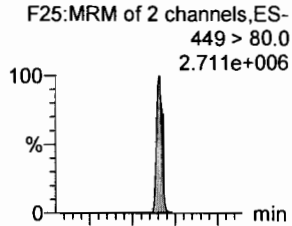
**6:2 FTS**



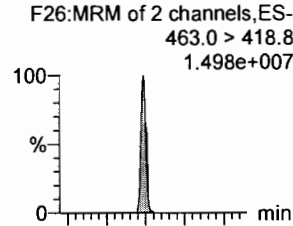
**L-PFOA**



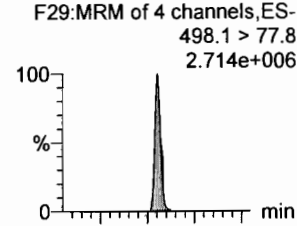
**PFHpS**



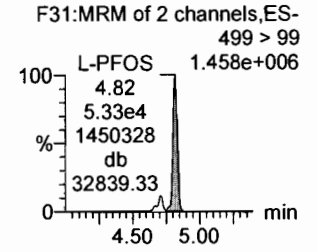
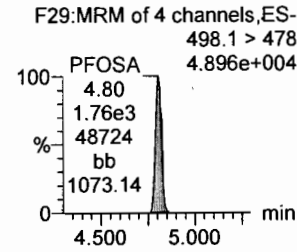
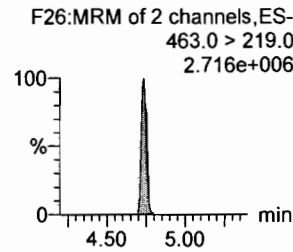
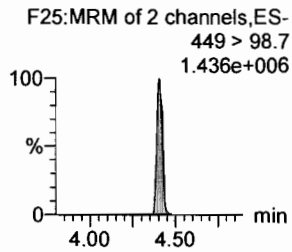
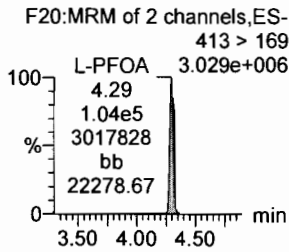
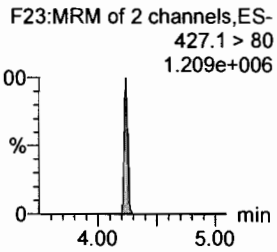
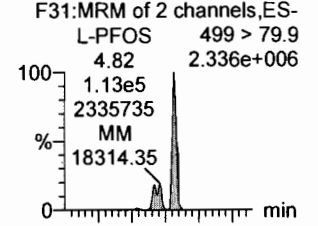
**PFNA**



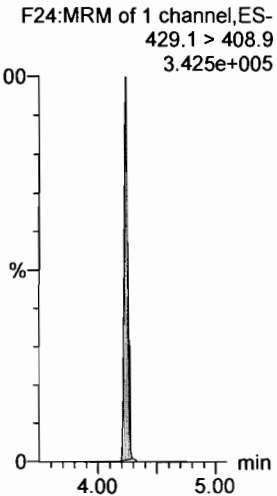
**PFOSA**



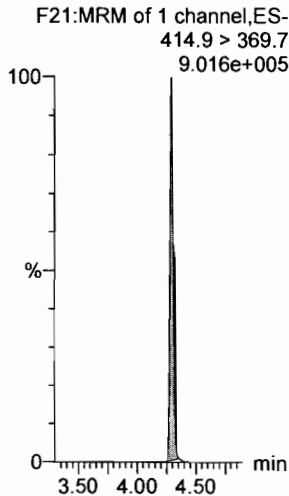
**L-PFOS**



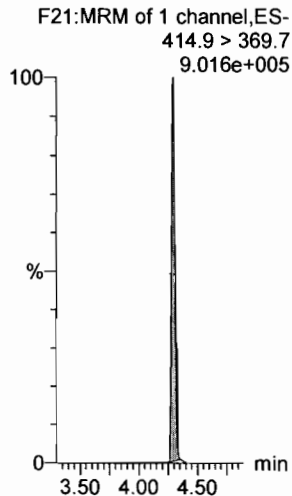
**13C2-6:2 FTS**



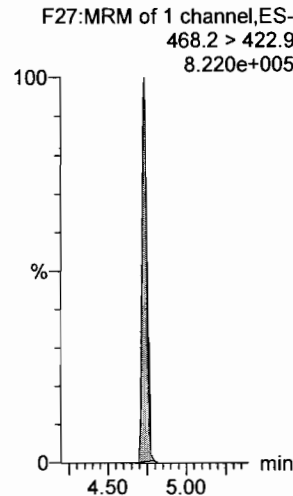
**13C2-PFOA**



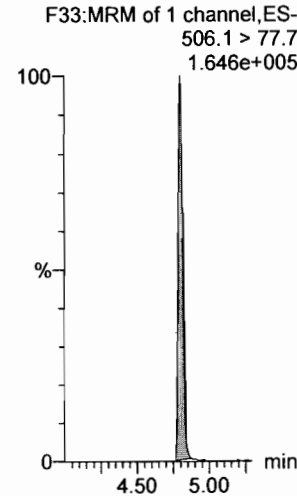
**13C2-PFOA**



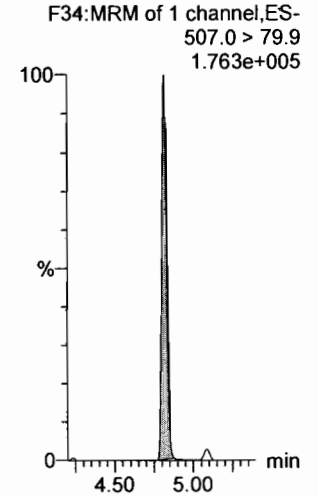
**13C5-PFNA**



**13C8-PFOSA**



**13C8-PFOS**



Dataset: F:\Projects\PFAS.PRO\Results\180308M1\180308M1-CRV.qld

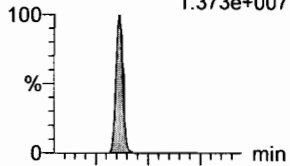
Last Altered: Friday, March 09, 2018 14:29:30 Pacific Standard Time

Printed: Friday, March 09, 2018 14:31:11 Pacific Standard Time

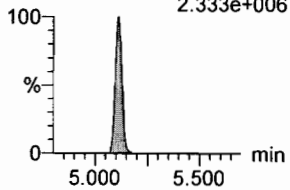
Name: 180308M1\_10, Date: 08-Mar-2018, Time: 20:57:29, ID: ST180308M1-9 PFC CS6 18C0610, Description: PFC CS6 18C0610

**PFDA**

F36:MRM of 2 channels,ES-  
513 > 468.8  
1.373e+007

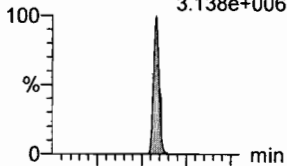


F36:MRM of 2 channels,ES-  
513 > 219  
2.333e+006

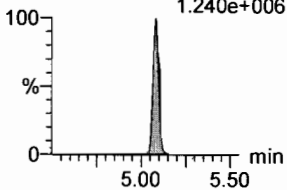


**8:2 FTS**

F41:MRM of 2 channels,ES-  
527 > 506.9  
3.138e+006

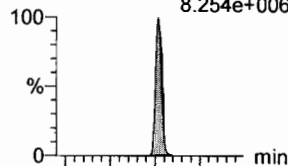


F41:MRM of 2 channels,ES-  
527 > 80  
1.240e+006

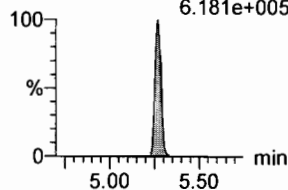


**N-MeFOSAA**

F47:MRM of 2 channels,ES-  
570.1 > 419  
8.254e+006



F47:MRM of 2 channels,ES-  
570.1 > 483.0  
6.181e+005

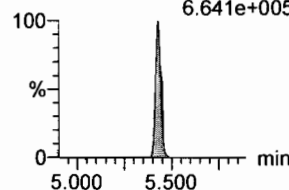


**N-EtFOSAA**

F50:MRM of 2 channels,ES-  
584.2 > 419  
7.741e+006

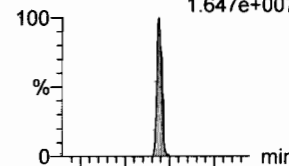


F50:MRM of 2 channels,ES-  
584.2 > 483.0  
6.641e+005

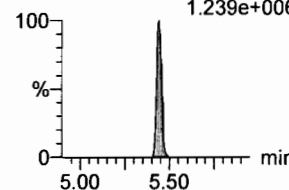


**PFUdA**

F45:MRM of 2 channels,ES-  
563.0 > 518.9  
1.647e+007

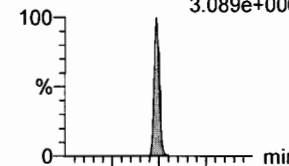


F45:MRM of 2 channels,ES-  
563.0 > 269  
1.239e+006

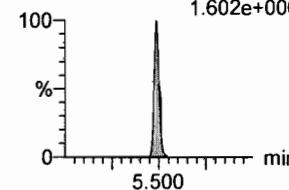


**PFDS**

F52:MRM of 2 channels,ES-  
598.8 > 80  
3.089e+006

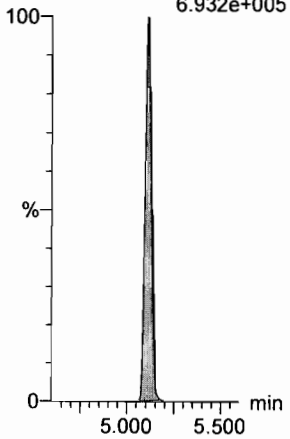


F52:MRM of 2 channels,ES-  
598.8 > 98.7  
1.602e+006



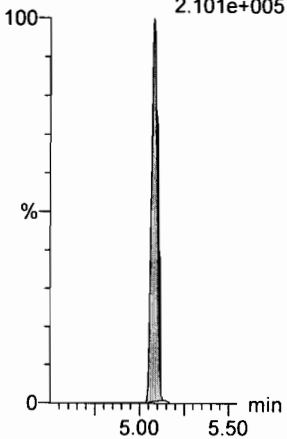
**13C2-PFDA**

F37:MRM of 1 channel,ES-  
515.1 > 469.9  
6.932e+005



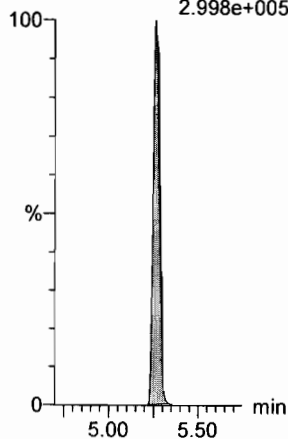
**13C2-8:2 FTS**

F42:MRM of 1 channel,ES-  
529.1 > 508.7  
2.101e+005



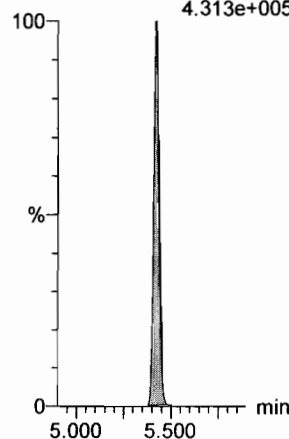
**d3-N-MeFOSAA**

F49:MRM of 1 channel,ES-  
573.3 > 419  
2.998e+005



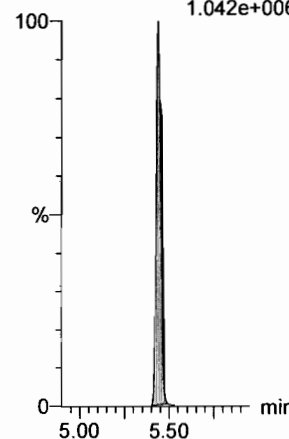
**d5-N-EtFOSAA**

F51:MRM of 1 channel,ES-  
589.3 > 419  
4.313e+005



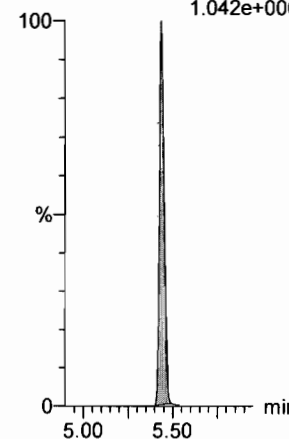
**13C2-PFUdA**

F46:MRM of 1 channel,ES-  
565 > 519.8  
1.042e+006



**13C2-PFUdA**

F46:MRM of 1 channel,ES-  
565 > 519.8  
1.042e+006

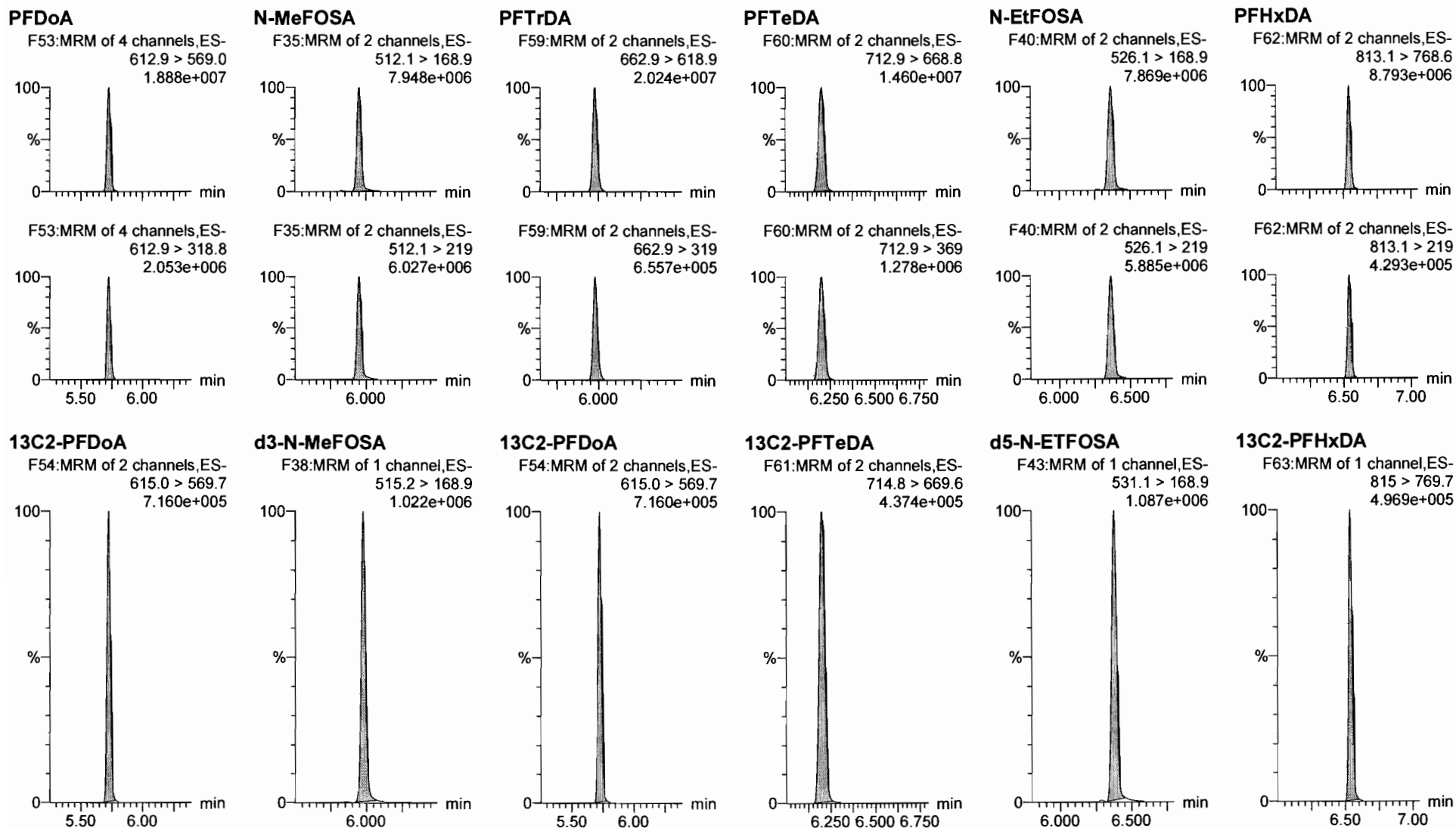


Dataset: F:\Projects\PFAS.PRO\Results\180308M1\180308M1-CRV.qld

Last Altered: Friday, March 09, 2018 14:29:30 Pacific Standard Time

Printed: Friday, March 09, 2018 14:31:11 Pacific Standard Time

Name: 180308M1\_10, Date: 08-Mar-2018, Time: 20:57:29, ID: ST180308M1-9 PFC CS6 18C0610, Description: PFC CS6 18C0610



Dataset: F:\Projects\PFAS.PRO\Results\180308M1\180308M1-CRV.qld

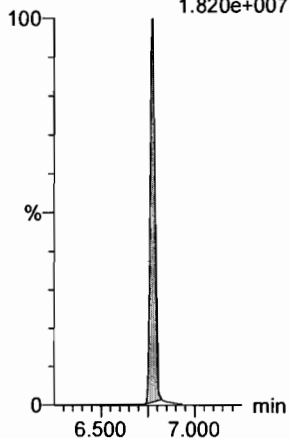
Last Altered: Friday, March 09, 2018 14:29:30 Pacific Standard Time

Printed: Friday, March 09, 2018 14:31:11 Pacific Standard Time

Name: 180308M1\_10, Date: 08-Mar-2018, Time: 20:57:29, ID: ST180308M1-9 PFC CS6 18C0610, Description: PFC CS6 18C0610

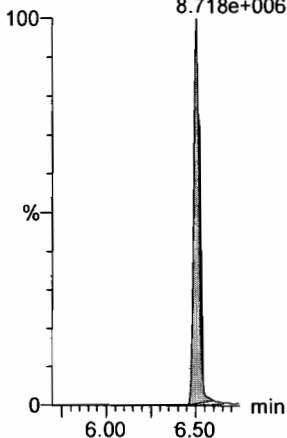
**PFODA**

F64:MRM of 1 channel,ES-  
913.1 > 868.8  
1.820e+007



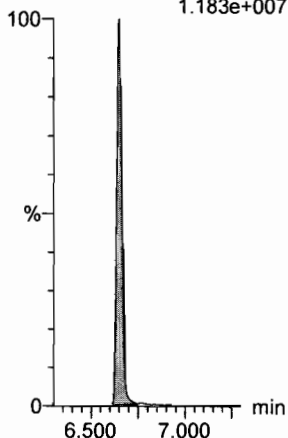
**N-MeFOSE**

F55:MRM of 1 channel,ES-  
616.1 > 58.9  
8.718e+006



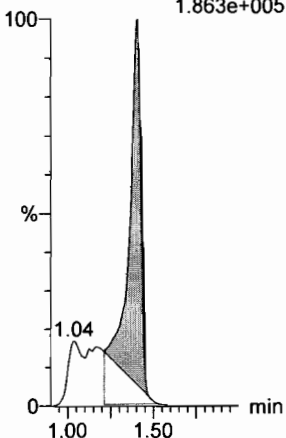
**N-EtFOSE**

F57:MRM of 1 channel,ES-  
630.1 > 58.9  
1.183e+007



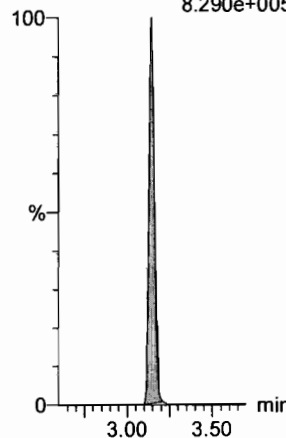
**13C4-PFBA**

F3:MRM of 1 channel,ES-  
217. > 171.8  
1.863e+005



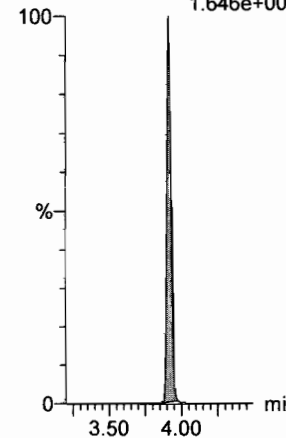
**13C5-PFHxA**

F10:MRM of 1 channel,ES-  
318 > 272.9  
8.290e+005



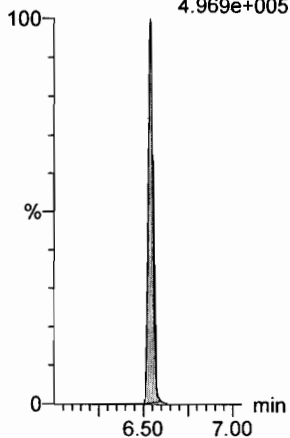
**13C3-PFHxS**

F18:MRM of 1 channel,ES-  
401.9 > 79.9  
1.646e+005



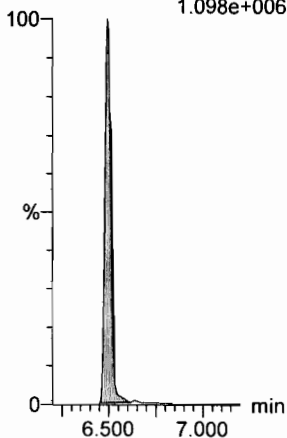
**13C2-PFHxDA**

F63:MRM of 1 channel,ES-  
815 > 769.7  
4.969e+005



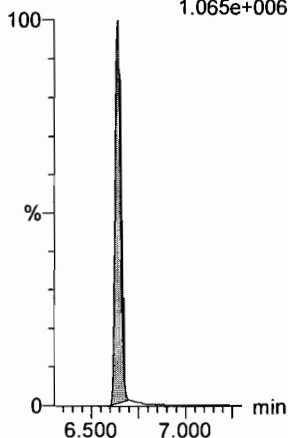
**d7-N-MeFOSE**

F56:MRM of 1 channel,ES-  
623.1 > 58.9  
1.098e+006



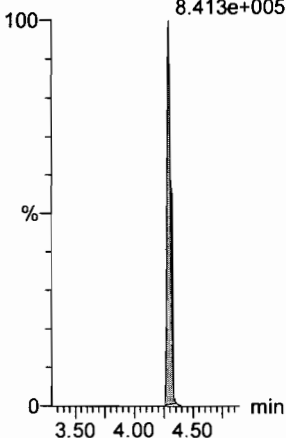
**d9-N-EtFOSE**

F58:MRM of 1 channel,ES-  
639.2 > 58.8  
1.065e+006



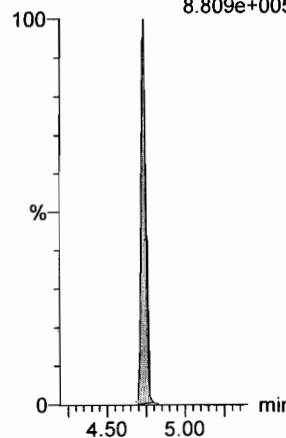
**13C8-PFOA**

F22:MRM of 1 channel,ES-  
421.3 > 376  
8.413e+005



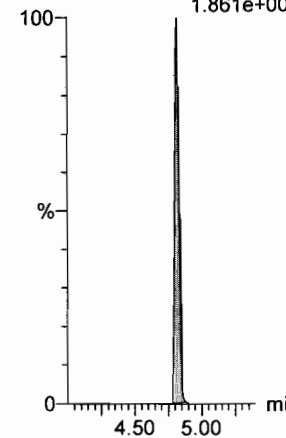
**13C9-PFNA**

F28:MRM of 1 channel,ES-  
472.2 > 426.9  
8.809e+005



**13C4-PFOS**

F32:MRM of 1 channel,ES-  
503 > 79.9  
1.861e+005



Dataset: F:\Projects\PFAS.PRO\Results\180308M1\180308M1-CRV.qld

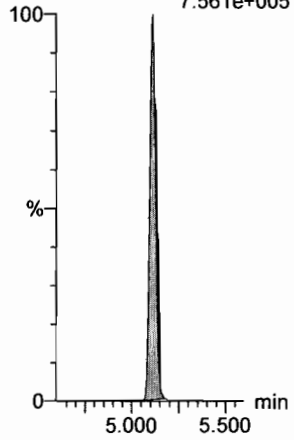
Last Altered: Friday, March 09, 2018 14:29:30 Pacific Standard Time

Printed: Friday, March 09, 2018 14:31:11 Pacific Standard Time

Name: 180308M1\_10, Date: 08-Mar-2018, Time: 20:57:29, ID: ST180308M1-9 PFC CS6 18C0610, Description: PFC CS6 18C0610

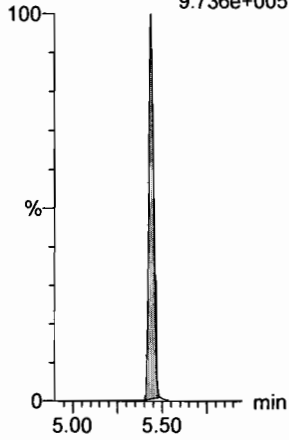
**13C6-PFDA**

F39:MRM of 1 channel,ES-  
519.1 > 473.7  
7.561e+005



**13C7-PFUdA**

F48:MRM of 1 channel,ES-  
570.1 > 524.8  
9.736e+005



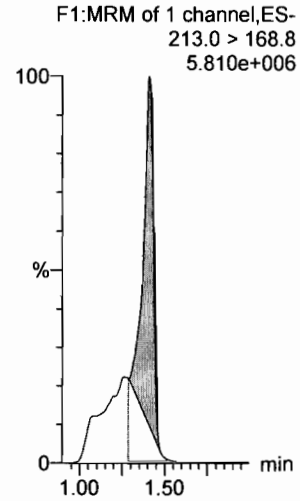
Dataset: F:\Projects\PFAS.PRO\Results\180308M1\180308M1-CRV.qld

Last Altered: Friday, March 09, 2018 14:29:30 Pacific Standard Time

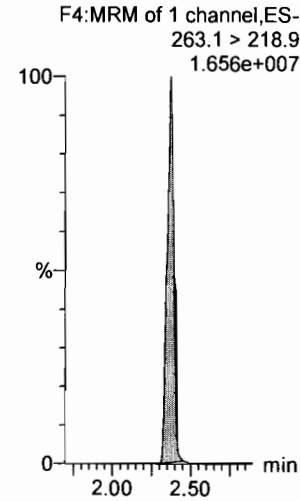
Printed: Friday, March 09, 2018 14:31:11 Pacific Standard Time

Name: 180308M1\_11, Date: 08-Mar-2018, Time: 21:08:58, ID: ST180308M1-10 PFC CS7 18C0611, Description: PFC CS7 18C0611

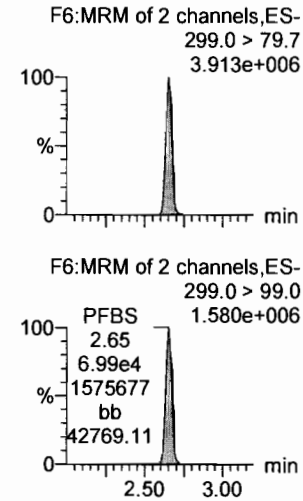
**PFBA**



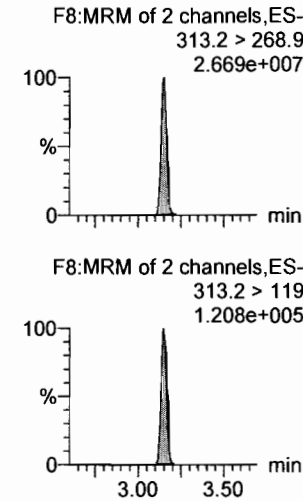
**PFPeA**



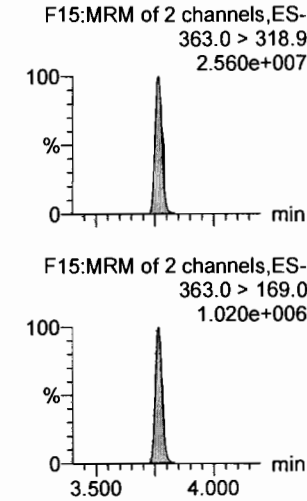
**PFBS**



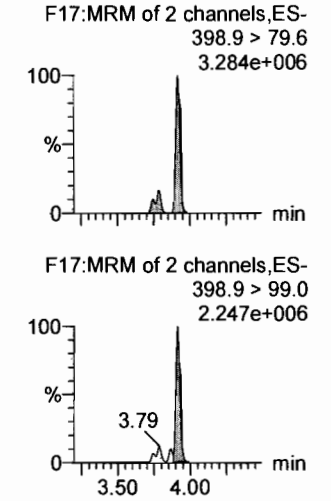
**PFHxA**



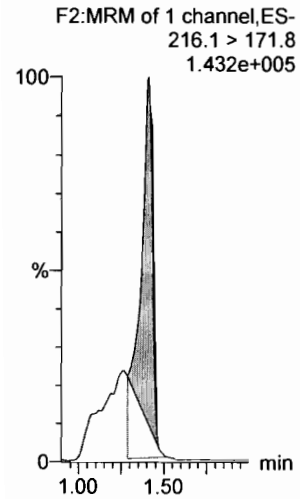
**PFHpA**



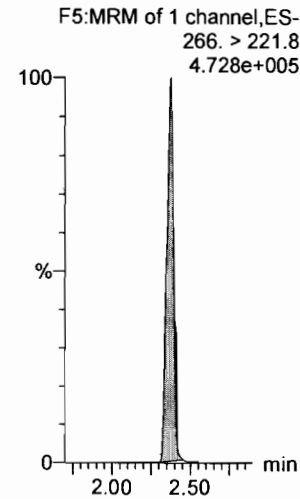
**L-PFHxS**



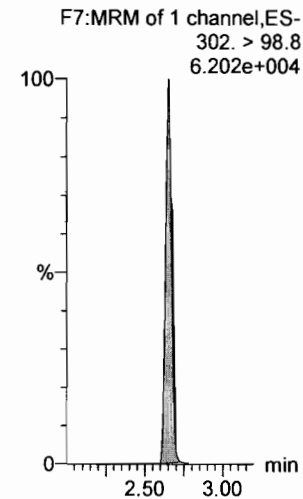
**13C3-PFBA**



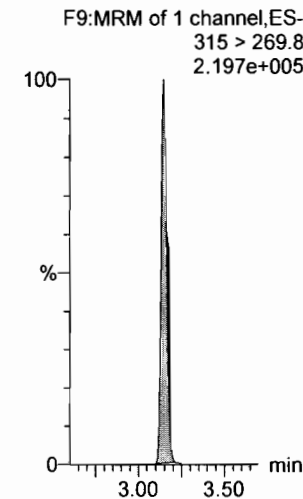
**13C3-PFPeA**



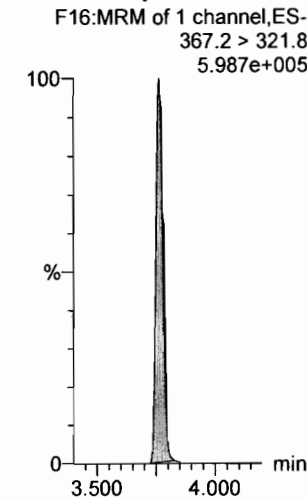
**13C3-PFBS**



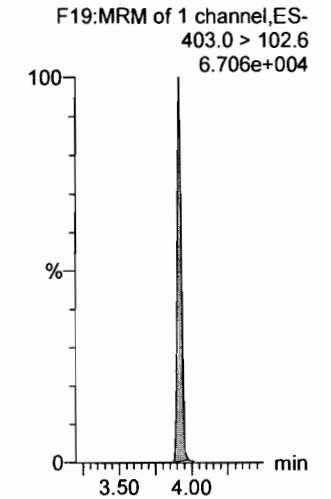
**13C2-PFHxA**



**13C4-PFHpA**



**18O2-PFHxS**



Dataset: F:\Projects\PFAS.PRO\Results\180308M1\180308M1-CRV.qld

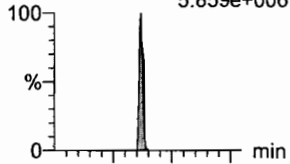
Last Altered: Friday, March 09, 2018 14:29:30 Pacific Standard Time

Printed: Friday, March 09, 2018 14:31:11 Pacific Standard Time

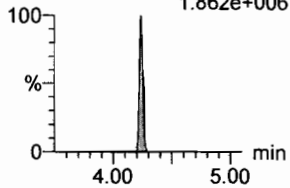
Name: 180308M1\_11, Date: 08-Mar-2018, Time: 21:08:58, ID: ST180308M1-10 PFC CS7 18C0611, Description: PFC CS7 18C0611

**6:2 FTS**

F23:MRM of 2 channels,ES-  
427.1 > 407  
5.859e+006

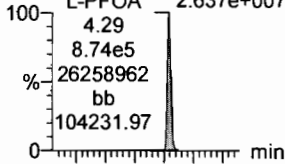


F23:MRM of 2 channels,ES-  
427.1 > 80  
1.862e+006

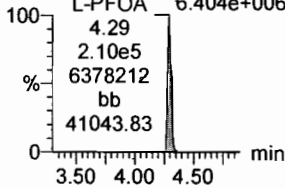


**L-PFOA**

F20:MRM of 2 channels,ES-  
413 > 368.7  
2.637e+007

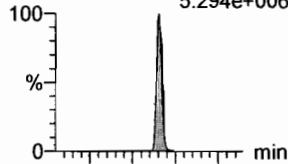


F20:MRM of 2 channels,ES-  
413 > 169  
6.404e+006

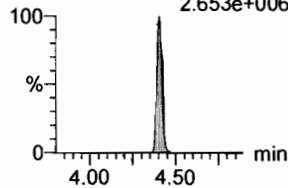


**PFHpS**

F25:MRM of 2 channels,ES-  
449 > 80.0  
5.294e+006

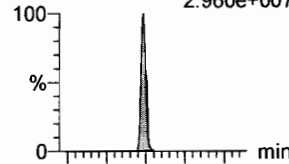


F25:MRM of 2 channels,ES-  
449 > 98.7  
2.653e+006

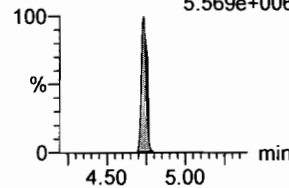


**PFNA**

F26:MRM of 2 channels,ES-  
463.0 > 418.8  
2.960e+007

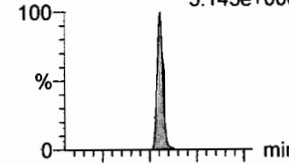


F26:MRM of 2 channels,ES-  
463.0 > 219.0  
5.569e+006

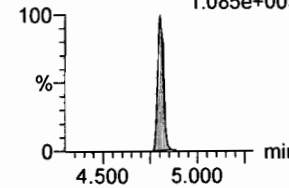


**PFOSA**

F29:MRM of 4 channels,ES-  
498.1 > 77.8  
5.145e+006

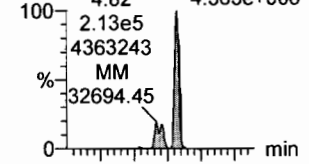


F29:MRM of 4 channels,ES-  
498.1 > 478  
1.085e+005

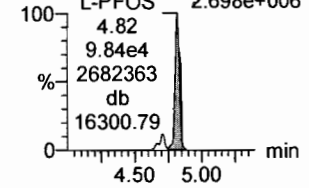


**L-PFOS**

F31:MRM of 2 channels,ES-  
L-PFOS 499 > 79.9  
4.82 4.363e+006

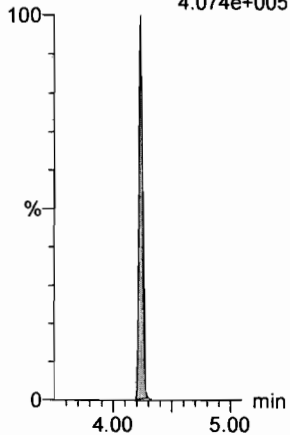


F31:MRM of 2 channels,ES-  
L-PFOS 499 > 99  
4.82 2.698e+006



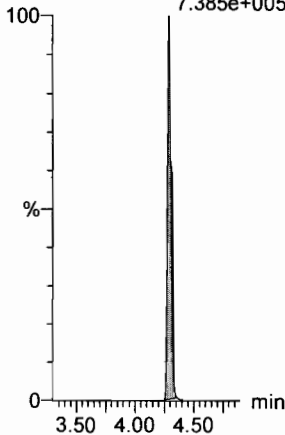
**13C2-6:2 FTS**

F24:MRM of 1 channel,ES-  
429.1 > 408.9  
4.074e+005




**13C2-PFOA**

F21:MRM of 1 channel,ES-  
414.9 > 369.7  
7.385e+005



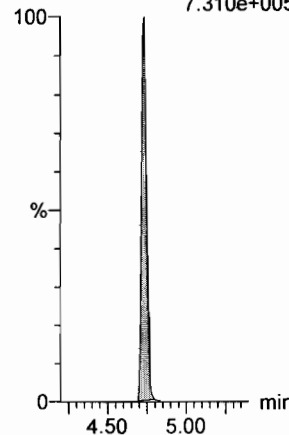
**13C2-PFOA**

F21:MRM of 1 channel,ES-  
414.9 > 369.7  
7.385e+005



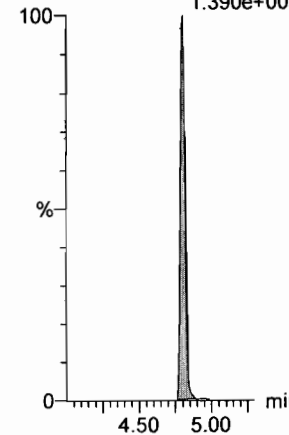
**13C5-PFNA**

F27:MRM of 1 channel,ES-  
468.2 > 422.9  
7.310e+005



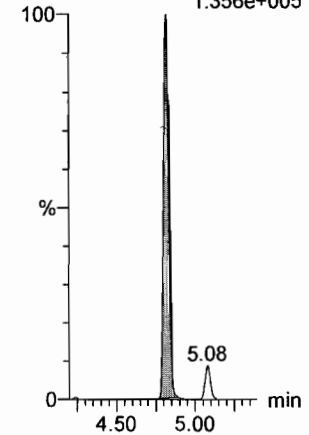
**13C8-PFOSA**

F33:MRM of 1 channel,ES-  
506.1 > 77.7  
1.390e+005



**13C8-PFOS**

F34:MRM of 1 channel,ES-  
507.0 > 79.9  
1.356e+005





Dataset: F:\Projects\PFAS.PRO\Results\180308M1\180308M1-CRV.qld

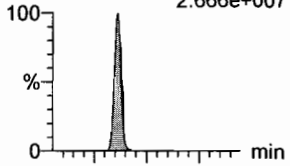
Last Altered: Friday, March 09, 2018 14:29:30 Pacific Standard Time

Printed: Friday, March 09, 2018 14:31:11 Pacific Standard Time

Name: 180308M1\_11, Date: 08-Mar-2018, Time: 21:08:58, ID: ST180308M1-10 PFC CS7 18C0611, Description: PFC CS7 18C0611

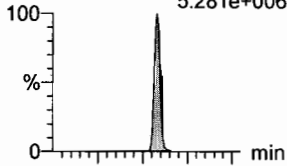
**PFDA**

F36:MRM of 2 channels,ES-  
513 > 468.8  
2.666e+007



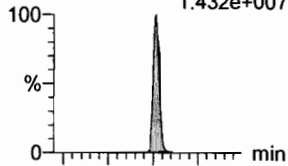
**8:2 FTS**

F41:MRM of 2 channels,ES-  
527 > 506.9  
5.281e+006



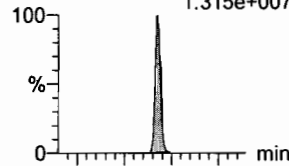
**N-MeFOSAA**

F47:MRM of 2 channels,ES-  
570.1 > 419  
1.432e+007



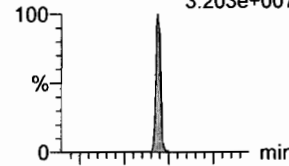
**N-EtFOSAA**

F50:MRM of 2 channels,ES-  
584.2 > 419  
1.315e+007



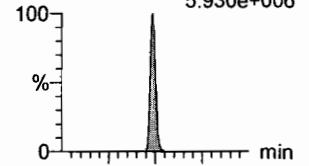
**PFUdA**

F45:MRM of 2 channels,ES-  
563.0 > 518.9  
3.203e+007

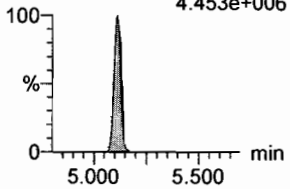


**PFDS**

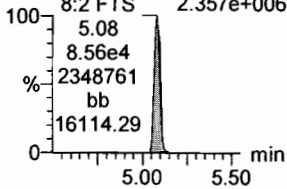
F52:MRM of 2 channels,ES-  
598.8 > 80  
5.930e+006



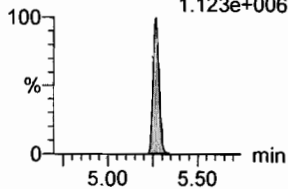
F36:MRM of 2 channels,ES-  
513 > 219  
4.453e+006



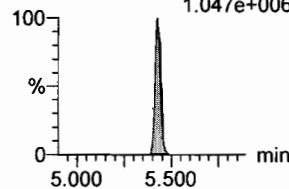
F41:MRM of 2 channels,ES-  
527 > 80  
2.357e+006



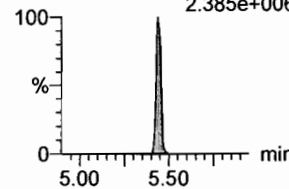
F47:MRM of 2 channels,ES-  
570.1 > 483.0  
1.123e+006



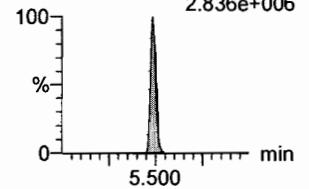
F50:MRM of 2 channels,ES-  
584.2 > 483.0  
1.047e+006



F45:MRM of 2 channels,ES-  
563.0 > 269  
2.385e+006

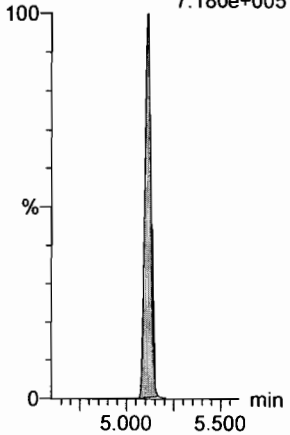


F52:MRM of 2 channels,ES-  
598.8 > 98.7  
2.836e+006



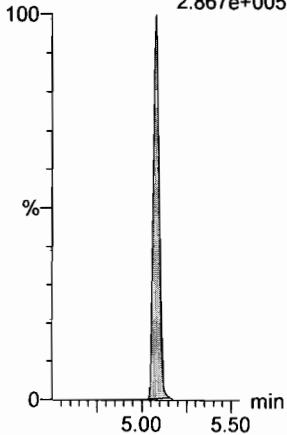
**13C2-PFDA**

F37:MRM of 1 channel,ES-  
515.1 > 469.9  
7.180e+005



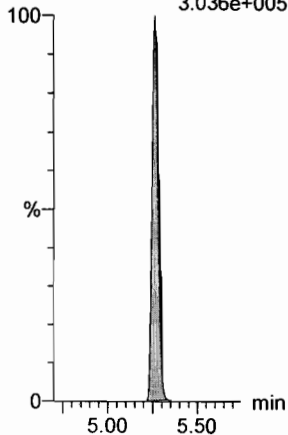
**13C2-8:2 FTS**

F42:MRM of 1 channel,ES-  
529.1 > 508.7  
2.867e+005



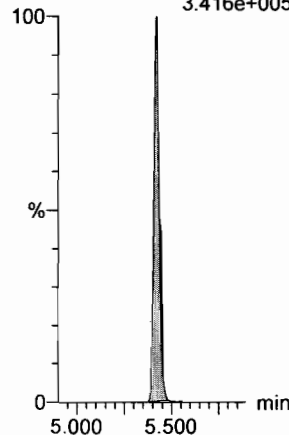
**d3-N-MeFOSAA**

F49:MRM of 1 channel,ES-  
573.3 > 419  
3.036e+005



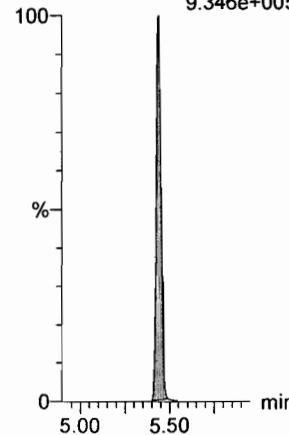
**d5-N-EtFOSAA**

F51:MRM of 1 channel,ES-  
589.3 > 419  
3.416e+005



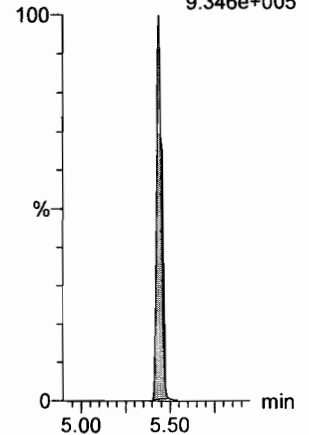
**13C2-PFUdA**

F46:MRM of 1 channel,ES-  
565 > 519.8  
9.346e+005



**13C2-PFUDa**

F46:MRM of 1 channel,ES-  
565 > 519.8  
9.346e+005

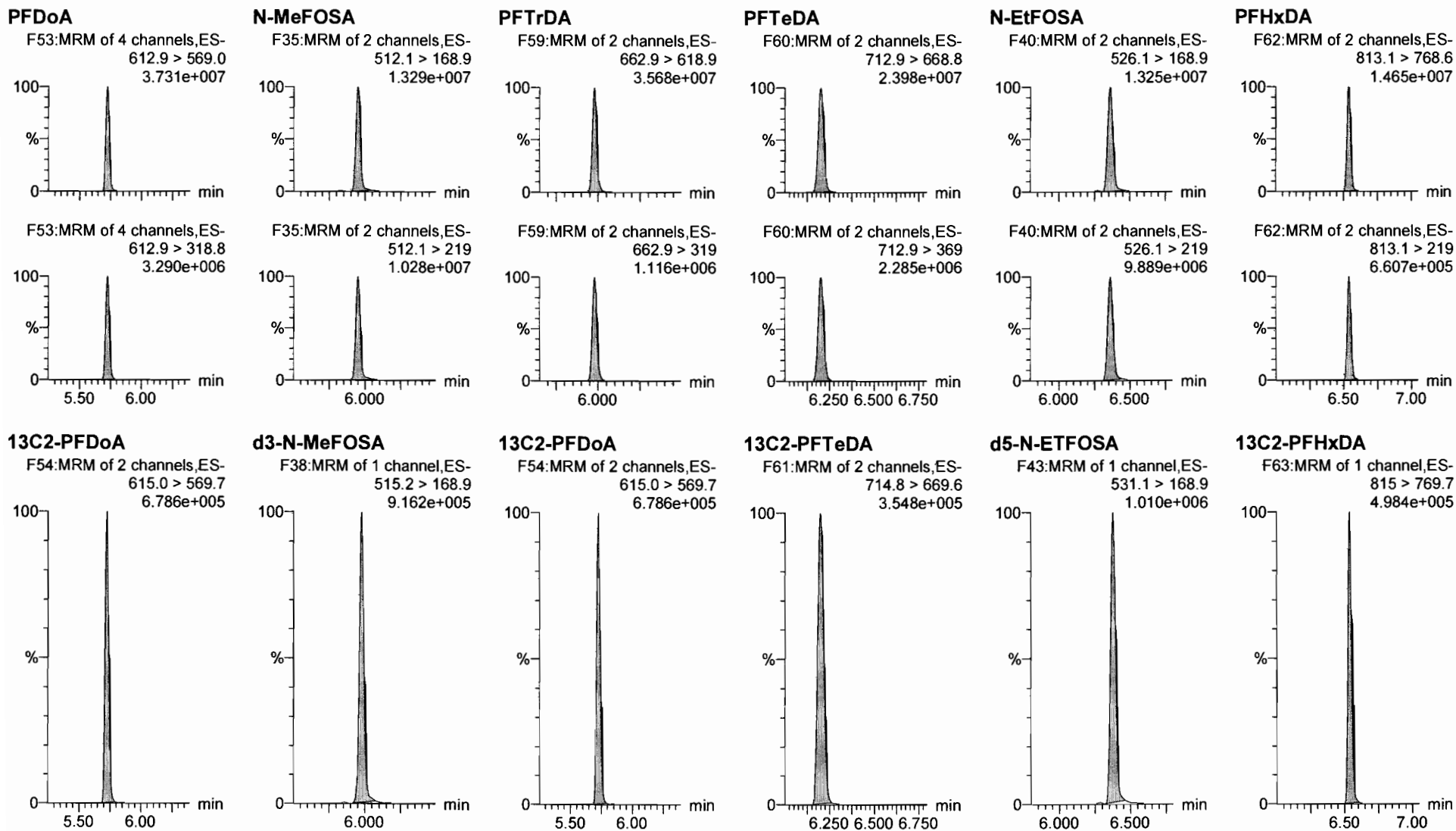


Dataset: F:\Projects\PFAS.PRO\Results\180308M1\180308M1-CRV.qld

Last Altered: Friday, March 09, 2018 14:29:30 Pacific Standard Time

Printed: Friday, March 09, 2018 14:31:11 Pacific Standard Time

Name: 180308M1\_11, Date: 08-Mar-2018, Time: 21:08:58, ID: ST180308M1-10 PFC CS7 18C0611, Description: PFC CS7 18C0611

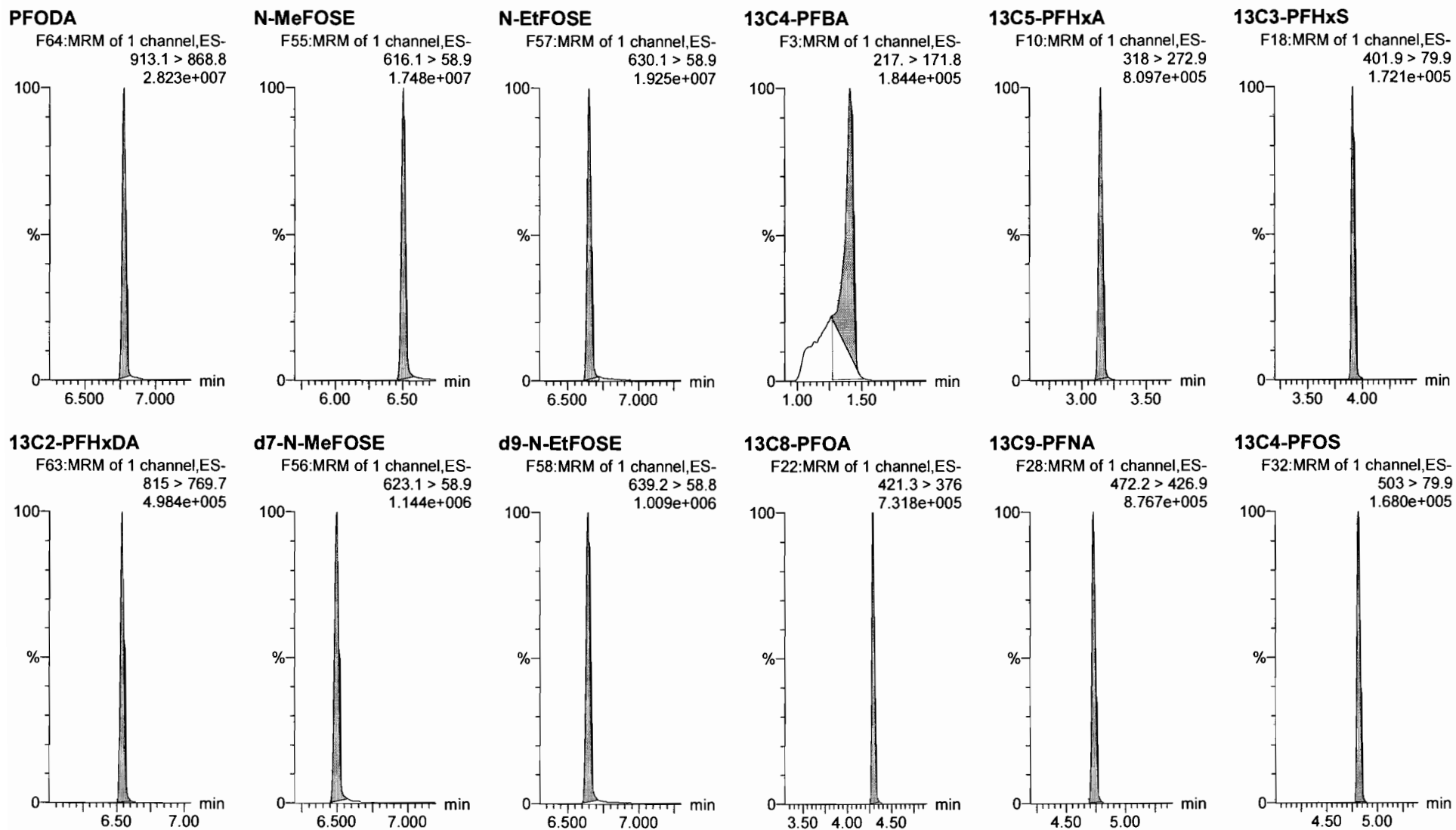


Dataset: F:\Projects\PFAS.PRO\Results\180308M1\180308M1-CRV.qld

Last Altered: Friday, March 09, 2018 14:29:30 Pacific Standard Time

Printed: Friday, March 09, 2018 14:31:11 Pacific Standard Time

Name: 180308M1\_11, Date: 08-Mar-2018, Time: 21:08:58, ID: ST180308M1-10 PFC CS7 18C0611, Description: PFC CS7 18C0611



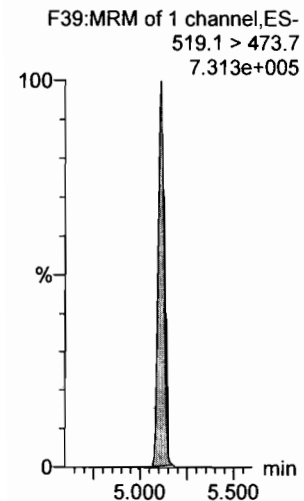
Dataset: F:\Projects\PFAS.PRO\Results\180308M1\180308M1-CRV.qld

Last Altered: Friday, March 09, 2018 14:29:30 Pacific Standard Time

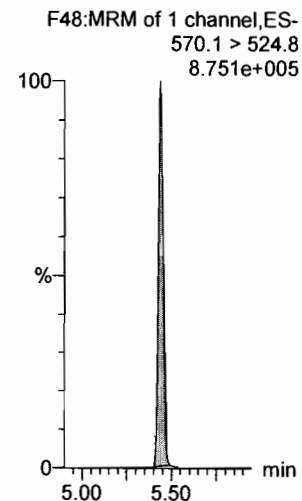
Printed: Friday, March 09, 2018 14:31:11 Pacific Standard Time

Name: 180308M1\_11, Date: 08-Mar-2018, Time: 21:08:58, ID: ST180308M1-10 PFC CS7 18C0611, Description: PFC CS7 18C0611

13C6-PFDA



13C7-PFUdA



Dataset: F:\Projects\PFAS.PRO\Results\180308M1\180308M1-13.qld

Last Altered: Friday, March 09, 2018 17:32:02 Pacific Standard Time

Printed: Friday, March 09, 2018 17:32:08 Pacific Standard Time

*JA*  
03/10/2018

*(A) Not in list.*

Method: F:\Projects\PFAS.PRO\MethDB\PFAS\_FULL\_80C\_030818.mdb 09 Mar 2018 14:08:23

Calibration: F:\Projects\PFAS.PRO\CurveDB\C18\_VAL-PFAS\_Q4\_03-08-18-FULL.cdb 09 Mar 2018 17:24:24

Name: 180308M1\_13, Date: 08-Mar-2018, Time: 21:31:57, ID: ICV180308M1-1 PFC ICV 18C0601, Description: PFC ICV 18C0601

#	Name	Trace	Area	IS Area	RRF	Pred.RT	RT	y Axis Resp.	Conc.	%Rec	Recovery	Out
1	1 PFBA	213.0 > 168.8	7.46e3	9.51e3		1.73	1.41	9.80	9.59	95.9		NO
2	2 PFPeA	263.1 > 218.9	1.70e4	2.65e4		2.70	2.38	8.01	9.28	92.8		NO
3	3 PFBS	299.0 > 79.7	3.20e3	3.11e3		2.98	2.65	12.9	7.45	74.5		NO
4	4 4:2 FTS	327.2>307.2	4.05e3	3.11e3		3.38	3.05	16.3	8.44	84.4		NO
5	5 PFHxA	313.2 > 268.9	2.06e4	8.71e3		3.48	3.15	11.8	9.79	97.9		NO
6	6 PFPeS	349.1>80.1	3.30e3	3.11e3		3.67	3.35	13.3	9.02	90.2		NO
7	7 PFHpA	363.0 > 318.9	1.92e4	2.29e4		4.10	3.77	10.5	9.46	94.6		NO
8	8 L-PFHxS	398.9 > 79.6	2.75e3	2.58e3		4.24	3.92	13.3	8.25	82.5		NO
9	10 6:2 FTS	427.1 > 407	4.24e3	7.42e3		4.56	4.24	7.15	7.84	78.4		NO
10	11 L-PFOA	413 > 368.7	1.88e4	2.73e4		4.30	4.30	8.62	9.69	96.9		NO
11	13 PFHpS	449 > 80.0	4.06e3	2.73e4		4.71	4.41	1.86	10.2	101.6		NO
12	14 PFNA	463.0 > 418.8	2.34e4	3.19e4		5.04	4.74	9.18	9.12	91.2		NO
13	15 PFOSA	498.1 > 77.8	4.38e3	5.78e3		5.09	4.81	9.47	10.5	104.5		NO
14	16 L-PFOS	499 > 79.9	3.74e3	6.48e3		4.84	4.82	7.22	7.30	73.0		NO
15	18 PFDA	513 > 468.8	2.25e4	2.76e4		5.40	5.11	10.2	9.72	97.2		NO
16	19 8:2 FTS	527 > 506.9	4.84e3	5.33e3		5.38	5.08	11.4	7.81	78.1		NO
17	20 PFNS	549.1>80.1	3.48e3	6.48e3		5.19	5.18	6.72	9.50	95.0		NO
18	21 N-MeFOSAA	570.1 > 419	1.13e4	1.41e4		5.55	5.27	10.0	7.15	71.5		NO
19	22 N-EtFOSAA	584.2 > 419	1.15e4	1.57e4		5.70	5.43	9.15	10.1	100.6		NO
20	23 PFuDA	563.0 > 518.9	2.20e4	3.32e4		5.72	5.44	8.28	9.10	91.0		NO
21	24 PFDS	598.8 > 80	4.44e3	3.32e4		5.76	5.49	1.67	9.40	94.0		NO
22	25 PFDoA	612.9 > 569.0	2.34e4	2.31e4		5.99	5.73	12.7	9.59	95.9		NO
23	26 N-MeFOSA	512.1 > 168.9		3.82e4		5.93						NO
24	27 PFTTrDA	662.9 > 618.9	2.33e4	2.31e4		6.22	5.98	12.6	8.89	88.9		NO
25	28 PFTeDA	712.9 > 668.8	2.07e4	1.62e4		6.41	6.20	16.0	8.86	88.6		NO
26	29 N-EtFOSA	526.1 > 168.9		5.03e4		6.25						NO
27	30 PFHxDA	813.1 > 768.6		1.51e4		6.69						NO
28	31 PFODA	913.1 > 868.8		1.51e4		6.90						NO
29	32 N-MeFOSE	616.1 > 58.9		4.56e4		6.31						NO
30	33 N-EtFOSE	630.1 > 58.9		3.41e4		6.45						NO
31	34 13C3-PFBA	216.1 > 171.8	9.51e3	1.29e4	0.804	1.73	1.41	9.23	11.5	91.8		NO

*(A)*

*(A)*

*↓*

*dm*  
3/10/18

Dataset: F:\Projects\PFAS.PRO\Results\180308M1\180308M1-13.qld

Last Altered: Friday, March 09, 2018 17:32:02 Pacific Standard Time

Printed: Friday, March 09, 2018 17:32:08 Pacific Standard Time

Name: 180308M1\_13, Date: 08-Mar-2018, Time: 21:31:57, ID: ICV180308M1-1 PFC ICV 18C0601, Description: PFC ICV 18C0601

#	Name	Trace	Area	IS Area	RRF	Pred.RT	RT	y Axis Resp	Conc	%Rec	Recovery Out
32	35 13C3-PFPeA	266. > 221.8	2.65e4	3.47e4	0.815	2.70	2.38	9.54	11.7	93.6	NO
33	36 13C3-PFBS	302. > 98.8	3.11e3	3.47e4	0.096	2.98	2.65	1.12	11.7	93.4	NO
34	37 13C2-PFHxA	315 > 269.8	8.71e3	3.47e4	0.692	3.48	3.15	3.14	4.53	90.6	NO
35	38 13C4-PFHpA	367.2 > 321.8	2.29e4	3.47e4	0.659	4.10	3.77	8.25	12.5	100.1	NO
36	39 18O2-PFHxS	403.0 > 102.6	2.58e3	6.59e3	0.380	4.24	3.92	4.89	12.9	102.9	NO
37	40 13C2-6:2 FTS	429.1 > 408.9	7.42e3	2.99e4	0.245	4.56	4.24	3.10	12.7	101.5	NO
38	41 13C2-PFOA	414.9 > 369.7	2.73e4	2.99e4	1.032	4.61	4.30	11.4	11.1	88.4	NO
39	42 13C5-PFNA	468.2 > 422.9	3.19e4	3.55e4	0.936	5.04	4.74	11.2	12.0	96.1	NO
40	43 13C8-PFOSA	506.1 > 77.7	5.78e3	3.45e4	0.188	5.09	4.81	2.10	11.1	89.1	NO
41	44 13C8-PFOS	507.0 > 79.9	6.48e3	6.73e3	0.937	5.11	4.82	12.0	12.8	102.8	NO
42	45 13C2-PFDA	515.1 > 469.9	2.76e4	2.51e4	1.020	5.40	5.11	13.8	13.5	107.9	NO
43	46 13C2-8:2 FTS	529.1 > 508.7	5.33e3	3.47e4	0.135	5.38	5.09	1.92	14.2	113.9	NO
44	47 d3-N-MeFOSAA	573.3 > 419	1.41e4	3.45e4	0.405	5.55	5.27	5.10	12.6	100.7	NO
45	48 d5-N-EiFOSAA	589.3 > 419	1.57e4	3.45e4	0.447	5.70	5.43	5.68	12.7	101.6	NO
46	49 13C2-PFUdA	565 > 519.8	3.32e4	3.45e4	0.956	5.72	5.44	12.0	12.6	100.6	NO
47	50 13C2-PFDoA	615.0 > 569.7	2.31e4	3.45e4	0.795	5.99	5.72	8.37	10.5	84.3	NO
48	51 d3-N-MeFOSA	515.2 > 168.9	3.82e4	3.45e4	0.095	5.93	5.98	13.9	145	96.9	NO
49	52 13C2-PFTeDA	714.8 > 669.6	1.62e4	3.45e4	0.475	6.41	6.20	5.87	12.3	98.8	NO
50	53 d5-N-ETFOSA	531.1 > 168.9	5.03e4	3.45e4	0.124	6.25	6.38	18.2	147	97.8	NO
51	54 13C2-PFHxDA	815 > 769.7	1.51e4	3.45e4	1.168	6.69	6.54	5.48	4.69	93.8	NO
52	55 d7-N-MeFOSE	623.1 > 58.9	4.56e4	3.45e4	0.098	6.31	6.50	16.5	168	111.9	NO
53	56 d9-N-EiFOSE	639.2 > 58.8	3.41e4	3.45e4	0.094	6.45	6.64	12.3	132	88.0	NO
54	57 13C4-PFBA	217. > 171.8	1.29e4	1.29e4	1.000	1.73	1.41	12.5	12.5	100.0	NO
55	58 13C5-PFHxA	318 > 272.9	3.47e4	3.47e4	1.000	3.48	3.15	12.5	12.5	100.0	NO
56	59 13C3-PFHxS	401.9 > 79.9	6.59e3	6.59e3	1.000	4.24	3.92	12.5	12.5	100.0	NO
57	60 13C8-PFOA	421.3 > 376	2.99e4	2.99e4	1.000	4.61	4.30	12.5	12.5	100.0	NO
58	61 13C9-PFNA	472.2 > 426.9	3.55e4	3.55e4	1.000	4.70	4.73	12.5	12.5	100.0	NO
59	62 13C4-PFOS	503 > 79.9	6.73e3	6.73e3	1.000	5.11	4.82	12.5	12.5	100.0	NO
60	63 13C6-PFDA	519.1 > 473.7	2.51e4	2.51e4	1.000	5.40	5.11	12.5	12.5	100.0	NO
61	64 13C7-PFUdA	570.1 > 524.8	3.45e4	3.45e4	1.000	5.72	5.44	12.5	12.5	100.0	NO

Dataset: F:\Projects\PFAS.PRO\Results\180308M1\180308M1-13.qld

Last Altered: Friday, March 09, 2018 17:32:02 Pacific Standard Time

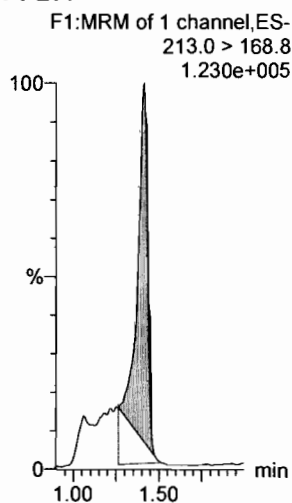
Printed: Friday, March 09, 2018 17:32:08 Pacific Standard Time

Method: F:\Projects\PFAS.PRO\MethDB\PFAS\_FULL\_80C\_030818.mdb 09 Mar 2018 14:08:23

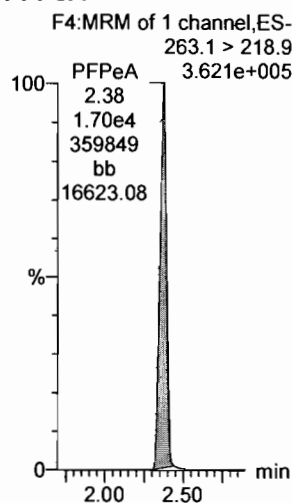
Calibration: F:\Projects\PFAS.PRO\CurveDB\C18\_VAL-PFAS\_Q4\_03-08-18-FULL.cdb 09 Mar 2018 17:24:24

Name: 180308M1\_13, Date: 08-Mar-2018, Time: 21:31:57, ID: ICV180308M1-1 PFC ICV 18C0601, Description: PFC ICV 18C0601

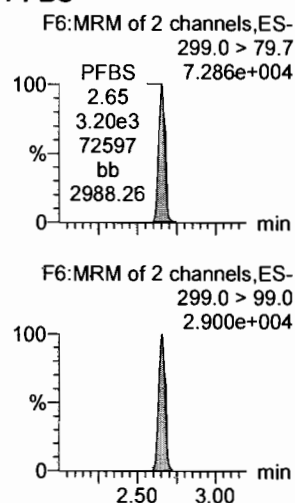
**PFBA**



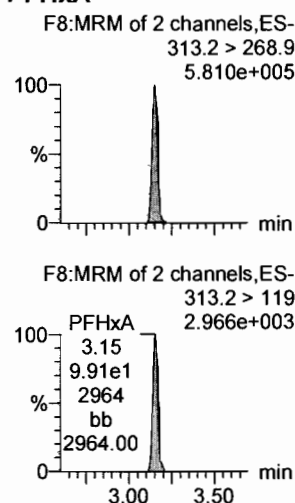
**PFPeA**



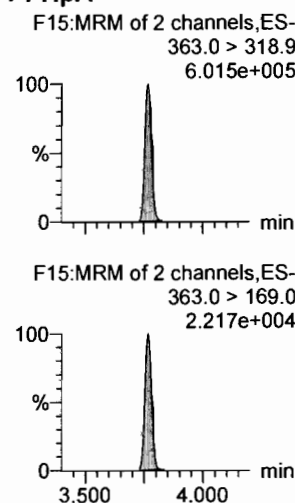
**PFBS**



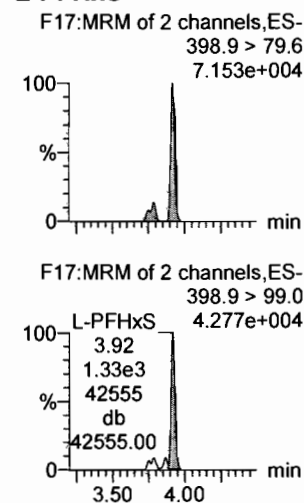
**PFHxA**



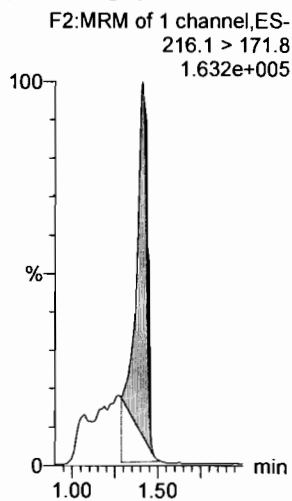
**PFHpA**



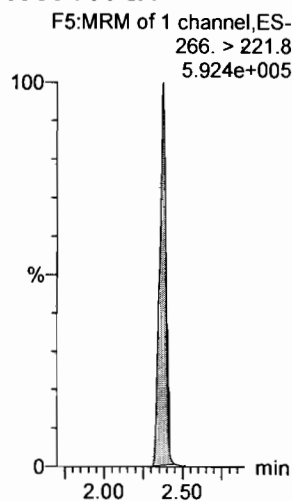
**L-PFHxS**



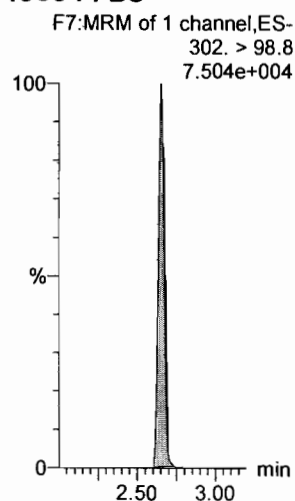
**13C3-PFBA**



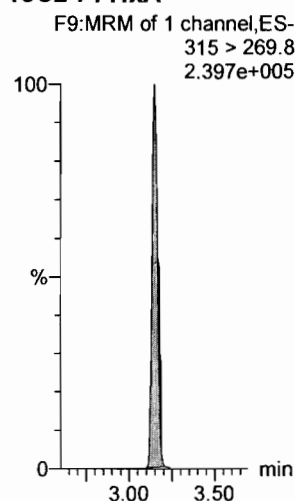
**13C3-PFPeA**



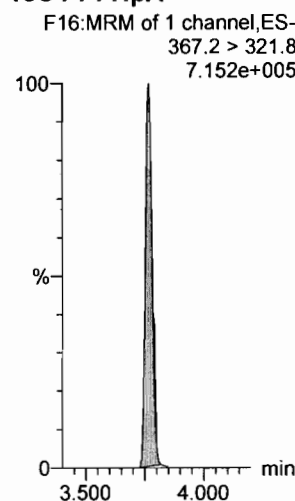
**13C3-PFBS**



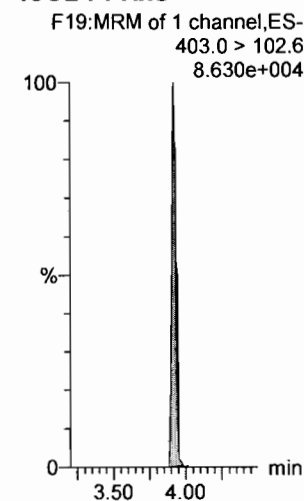
**13C2-PFHxA**



**13C4-PFHpA**



**18O2-PFHxS**



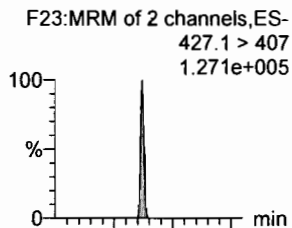
Dataset: F:\Projects\PFAS.PRO\Results\180308M1\180308M1-13.qld

Last Altered: Friday, March 09, 2018 17:32:02 Pacific Standard Time

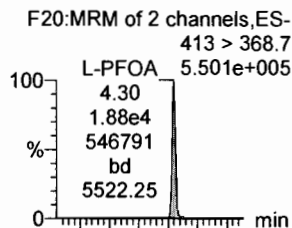
Printed: Friday, March 09, 2018 17:32:08 Pacific Standard Time

Name: 180308M1\_13, Date: 08-Mar-2018, Time: 21:31:57, ID: ICV180308M1-1 PFC ICV 18C0601, Description: PFC ICV 18C0601

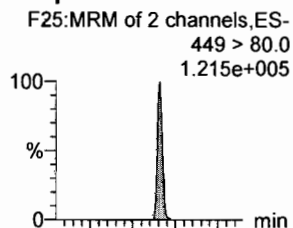
**6:2 FTS**



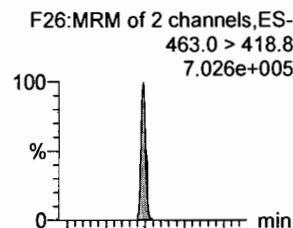
**L-PFOA**



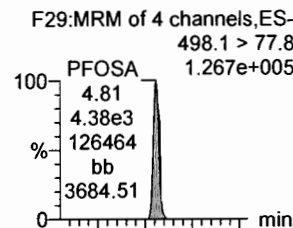
**PFHpS**



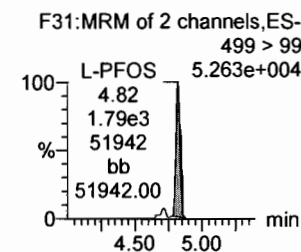
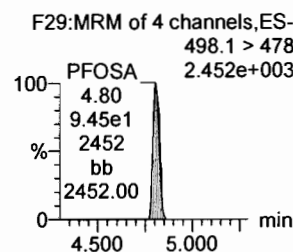
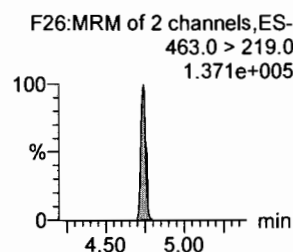
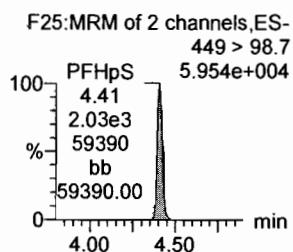

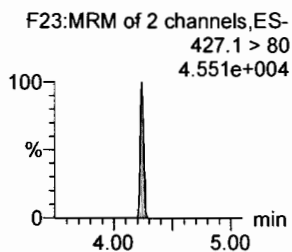
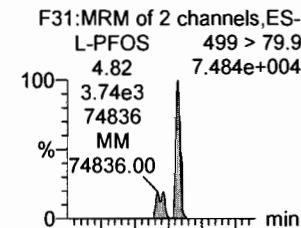
**PFNA**



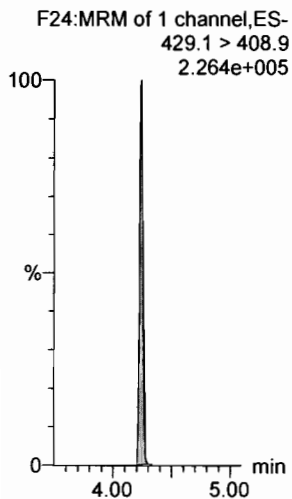
**PFOSA**




**L-PFOS**



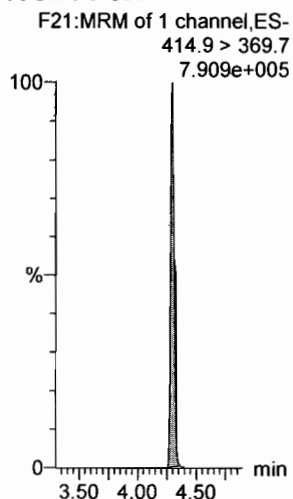
**13C2-6:2 FTS**



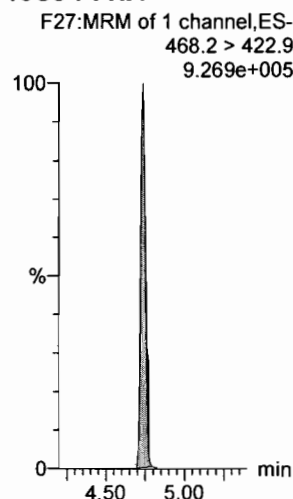
**13C2-PFOA**



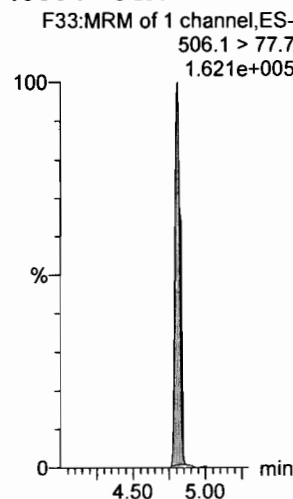
**13C2-PFOA**



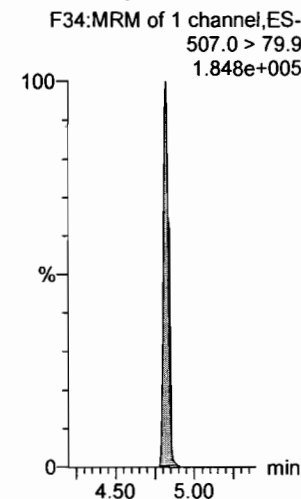
**13C5-PFNA**



**13C8-PFOSA**



**13C8-PFOS**





Dataset: F:\Projects\PFAS.PRO\Results\180308M1\180308M1-13.qld


Last Altered: Friday, March 09, 2018 17:32:02 Pacific Standard Time

Printed: Friday, March 09, 2018 17:32:08 Pacific Standard Time

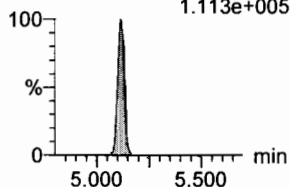
Name: 180308M1\_13, Date: 08-Mar-2018, Time: 21:31:57, ID: ICV180308M1-1 PFC ICV 18C0601, Description: PFC ICV 18C0601

**PFDA**

F36:MRM of 2 channels,ES-  
513 > 468.8  
6.303e+005

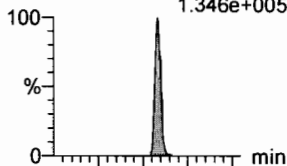


F36:MRM of 2 channels,ES-  
513 > 219  
1.113e+005

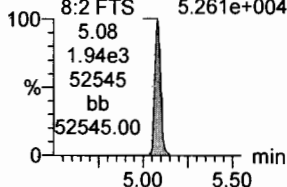


**8:2 FTS**

F41:MRM of 2 channels,ES-  
527 > 506.9  
1.346e+005

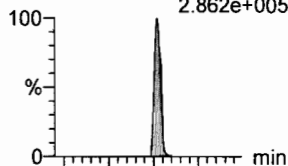


F41:MRM of 2 channels,ES-  
527 > 80  
5.261e+004

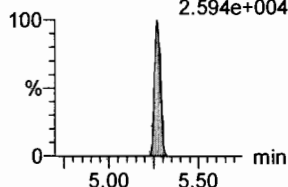


**N-MeFOSAA**

F47:MRM of 2 channels,ES-  
570.1 > 419  
2.862e+005

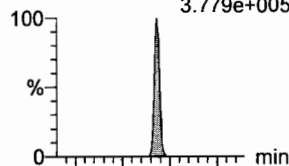


F47:MRM of 2 channels,ES-  
570.1 > 483.0  
2.594e+004

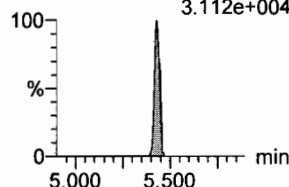


**N-EtFOSAA**

F50:MRM of 2 channels,ES-  
584.2 > 419  
3.779e+005



F50:MRM of 2 channels,ES-  
584.2 > 483.0  
3.112e+004

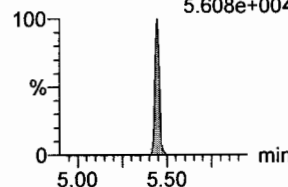


**PFUdA**

F45:MRM of 2 channels,ES-  
563.0 > 518.9  
7.154e+005

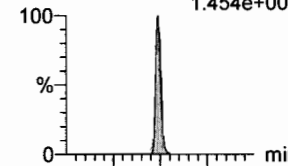


F45:MRM of 2 channels,ES-  
563.0 > 269  
5.608e+004

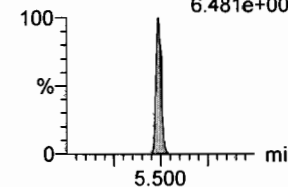


**PFDS**

F52:MRM of 2 channels,ES-  
598.8 > 80  
1.454e+005

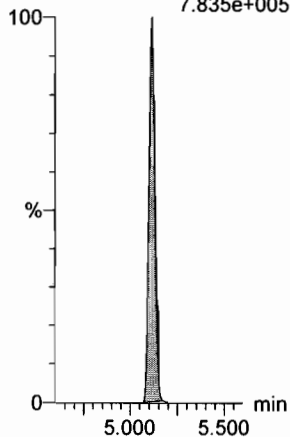


F52:MRM of 2 channels,ES-  
598.8 > 98.7  
6.481e+004




**13C2-PFDA**

F37:MRM of 1 channel,ES-  
515.1 > 469.9  
7.835e+005



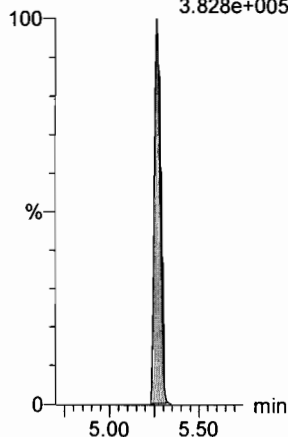
**13C2-8:2 FTS**

F42:MRM of 1 channel,ES-  
529.1 > 508.7  
1.483e+005




**d3-N-MeFOSAA**

F49:MRM of 1 channel,ES-  
573.3 > 419  
3.828e+005



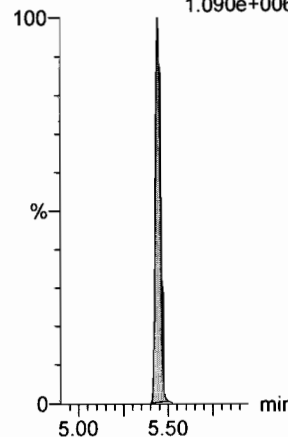
**d5-N-EtFOSAA**

F51:MRM of 1 channel,ES-  
589.3 > 419  
5.298e+005



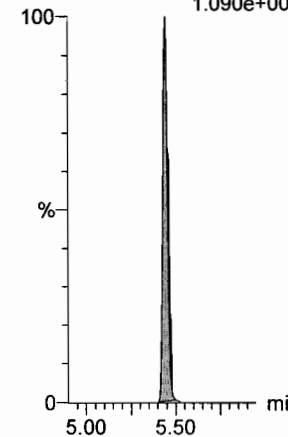
**13C2-PFUdA**

F46:MRM of 1 channel,ES-  
565 > 519.8  
1.090e+006



**13C2-PFUdA**

F46:MRM of 1 channel,ES-  
565 > 519.8  
1.090e+006



Dataset: F:\Projects\PFAS.PRO\Results\180308M1\180308M1-13.qld

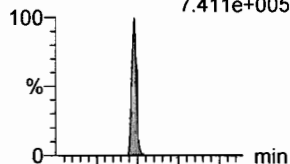
Last Altered: Friday, March 09, 2018 17:32:02 Pacific Standard Time

Printed: Friday, March 09, 2018 17:32:08 Pacific Standard Time

Name: 180308M1\_13, Date: 08-Mar-2018, Time: 21:31:57, ID: ICV180308M1-1 PFC ICV 18C0601, Description: PFC ICV 18C0601

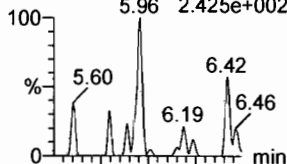
**PFDoA**

F53:MRM of 4 channels,ES-  
612.9 > 569.0  
7.411e+005



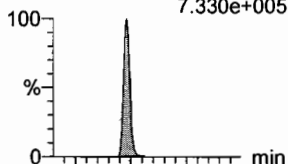
**N-MeFOSA**

F35:MRM of 2 channels,ES-  
512.1 > 168.9  
2.425e+002




**PFTTrDA**

F59:MRM of 2 channels,ES-  
662.9 > 618.9  
7.330e+005



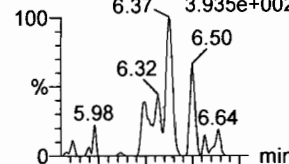
**PFTeDA**

F60:MRM of 2 channels,ES-  
712.9 > 668.8  
5.606e+005



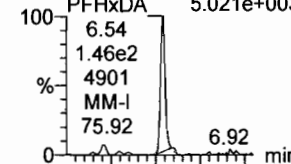
**N-EtFOSA**

F40:MRM of 2 channels,ES-  
526.1 > 168.9  
3.935e+002

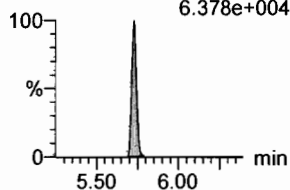


**PFHxDA**

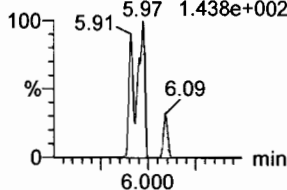
F62:MRM of 2 channels,ES-  
813.1 > 768.6  
5.021e+003



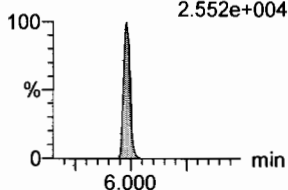
F53:MRM of 4 channels,ES-  
612.9 > 318.8  
6.378e+004



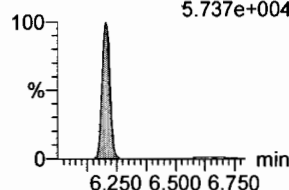
F35:MRM of 2 channels,ES-  
512.1 > 219  
1.438e+002



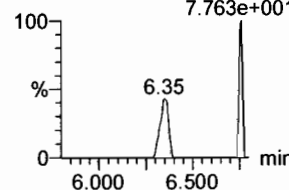
F59:MRM of 2 channels,ES-  
662.9 > 319  
2.552e+004



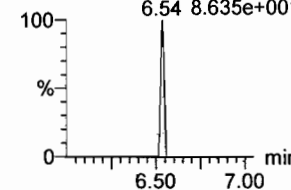
F60:MRM of 2 channels,ES-  
712.9 > 369  
5.737e+004



F40:MRM of 2 channels,ES-  
526.1 > 219  
7.763e+001

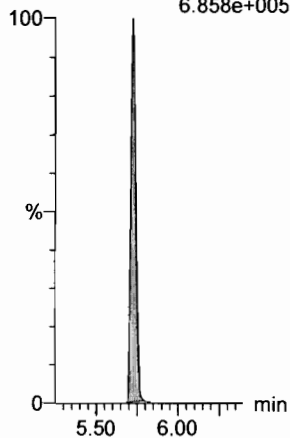


F62:MRM of 2 channels,ES-  
813.1 > 219  
8.635e+001



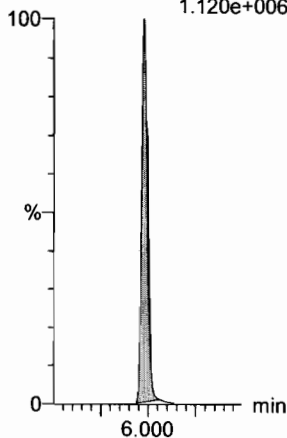
**13C2-PFDoA**

F54:MRM of 2 channels,ES-  
615.0 > 569.7  
6.858e+005



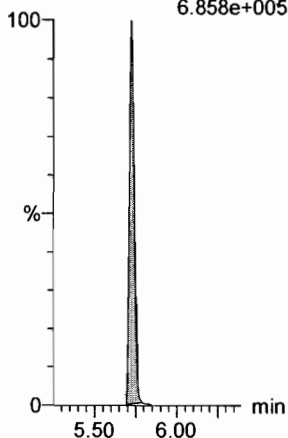
**d3-N-MeFOSA**

F38:MRM of 1 channel,ES-  
515.2 > 168.9  
1.120e+006



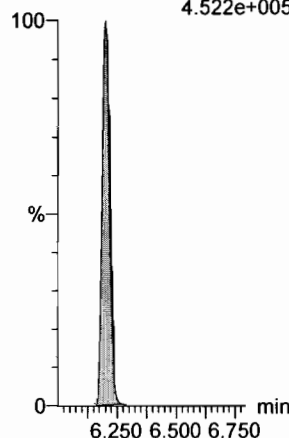
**13C2-PFDoA**

F54:MRM of 2 channels,ES-  
615.0 > 569.7  
6.858e+005



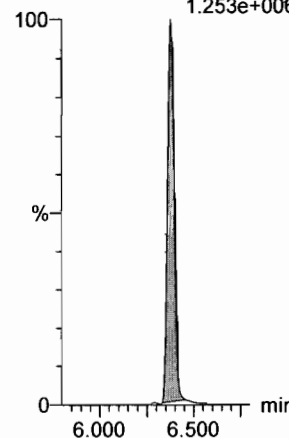
**13C2-PFTeDA**

F61:MRM of 2 channels,ES-  
714.8 > 669.6  
4.522e+005



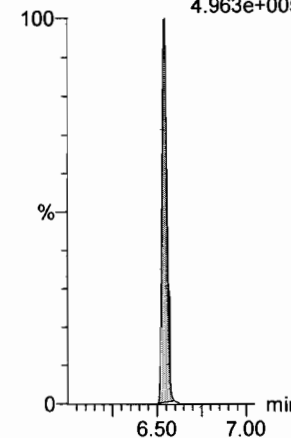
**d5-N-ETFOSA**

F43:MRM of 1 channel,ES-  
531.1 > 168.9  
1.253e+006



**13C2-PFHxDA**

F63:MRM of 1 channel,ES-  
815 > 769.7  
4.963e+005

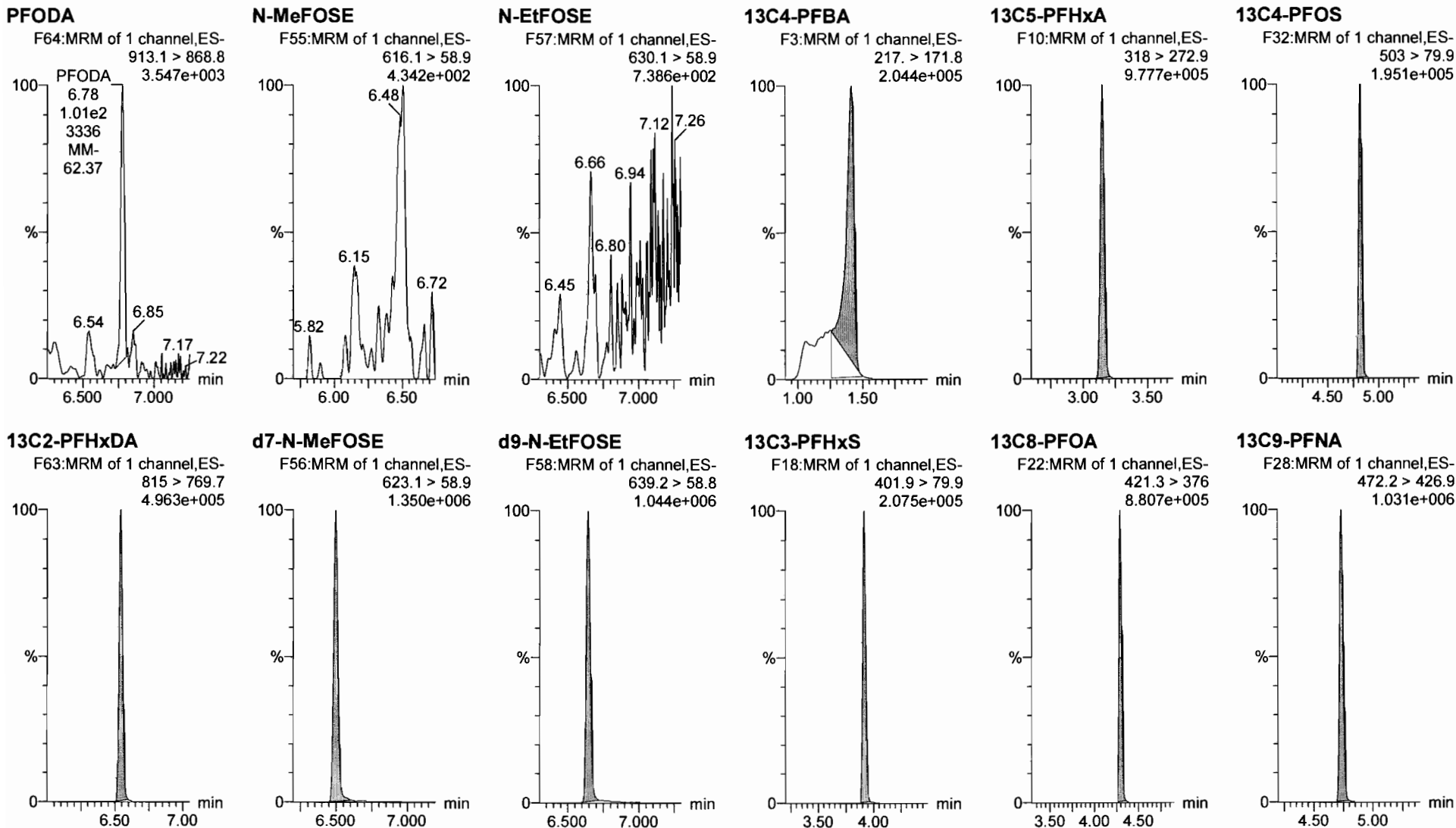


Dataset: F:\Projects\PFAS.PRO\Results\180308M1\180308M1-13.qld

Last Altered: Friday, March 09, 2018 17:32:02 Pacific Standard Time

Printed: Friday, March 09, 2018 17:32:08 Pacific Standard Time

Name: 180308M1\_13, Date: 08-Mar-2018, Time: 21:31:57, ID: ICV180308M1-1 PFC ICV 18C0601, Description: PFC ICV 18C0601



Dataset: F:\Projects\PFAS.PRO\Results\180308M1\180308M1-13.qld

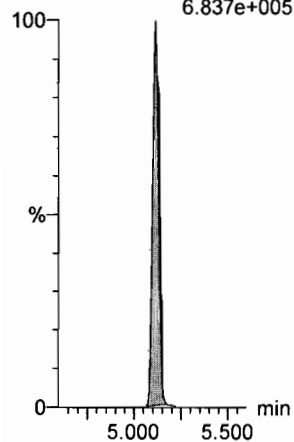
Last Altered: Friday, March 09, 2018 17:32:02 Pacific Standard Time

Printed: Friday, March 09, 2018 17:32:08 Pacific Standard Time

Name: 180308M1\_13, Date: 08-Mar-2018, Time: 21:31:57, ID: ICV180308M1-1 PFC ICV 18C0601, Description: PFC ICV 18C0601

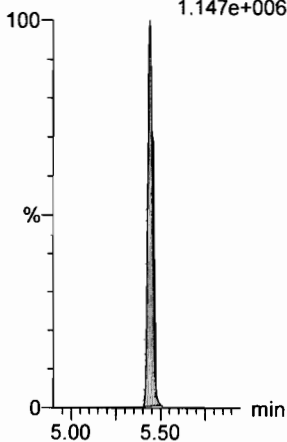
13C6-PFDA

F39:MRM of 1 channel,ES-  
519.1 > 473.7  
6.837e+005



13C7-PFUdA

F48:MRM of 1 channel,ES-  
570.1 > 524.8  
1.147e+006



Dataset: Untitled

Last Altered: Friday, March 09, 2018 14:46:32 Pacific Standard Time

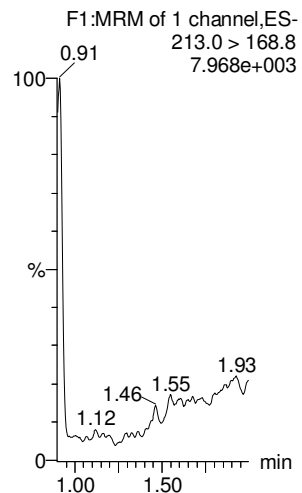
Printed: Friday, March 09, 2018 14:46:47 Pacific Standard Time

Method: F:\Projects\PFAS.PRO\MethDB\PFAS\_FULL\_80C\_030818.mdb 09 Mar 2018 14:08:23

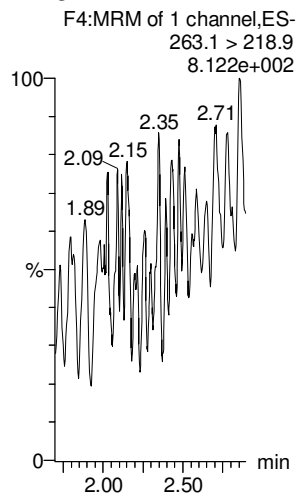
Calibration: F:\Projects\PFAS.PRO\CurveDB\C18\_VAL-PFAS\_Q4\_03-08-18-FULL.cdb 09 Mar 2018 14:29:30

Name: 180308M1\_12, Date: 08-Mar-2018, Time: 21:20:28, ID: IPA, Description: IPA

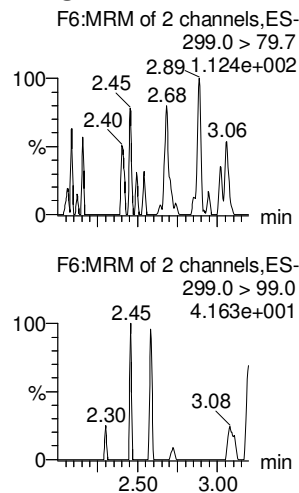
**PFBA**



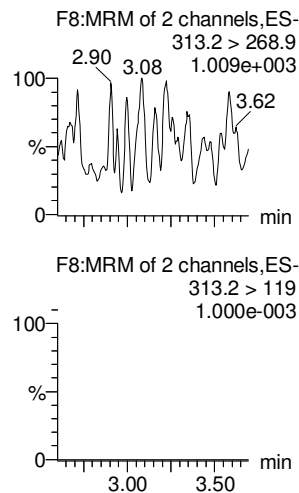
**PFPeA**



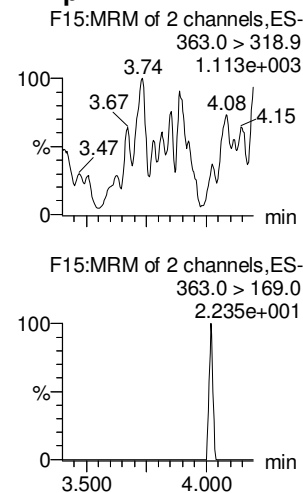
**PFBS**



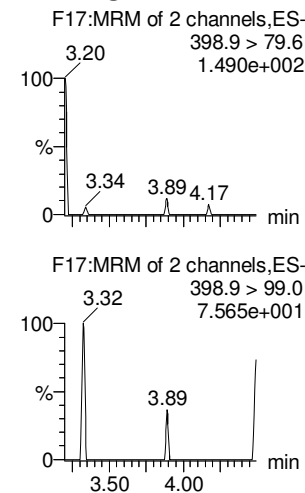
**PFHxA**



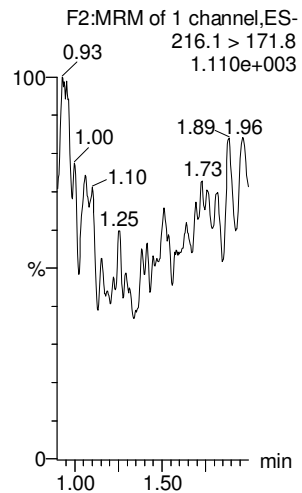
**PFHpA**



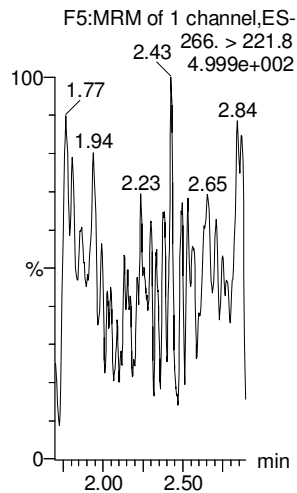
**L-PFHxS**



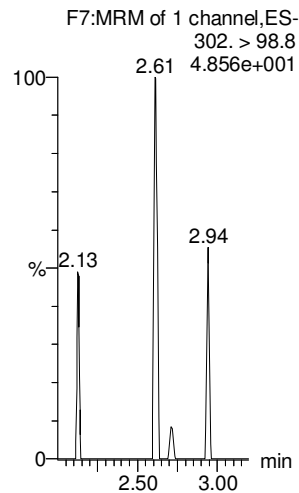
**13C3-PFBA**



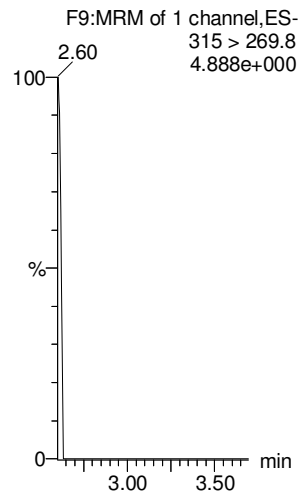
**13C3-PFPeA**



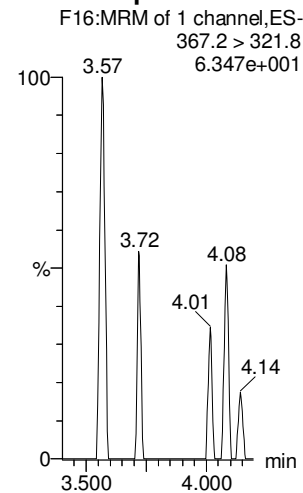
**13C3-PFBS**



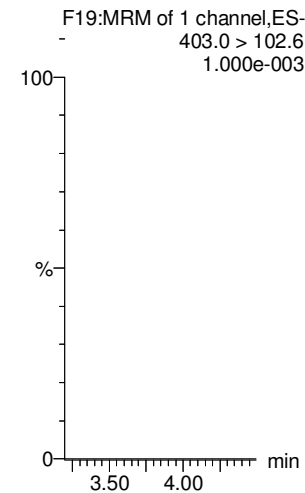
**13C2-PFHxA**



**13C4-PFHpA**



**18O2-PFHxS**



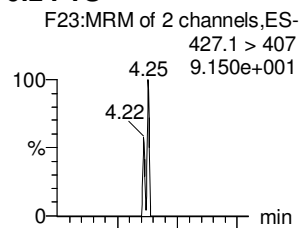
Dataset: Untitled

Last Altered: Friday, March 09, 2018 14:46:32 Pacific Standard Time

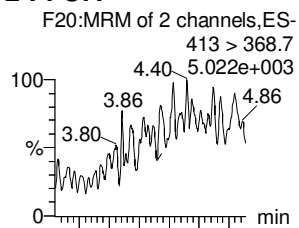
Printed: Friday, March 09, 2018 14:46:47 Pacific Standard Time

Name: 180308M1\_12, Date: 08-Mar-2018, Time: 21:20:28, ID: IPA, Description: IPA


**6:2 FTS**



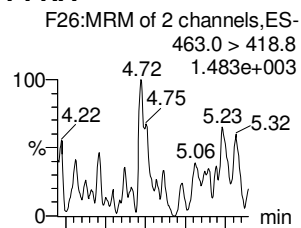
**L-PFOA**



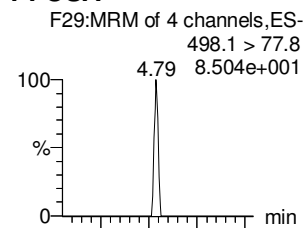
**PFHpS**



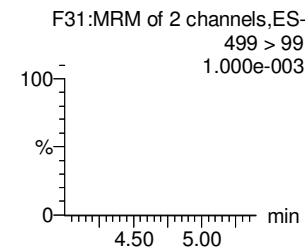
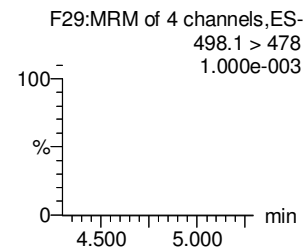
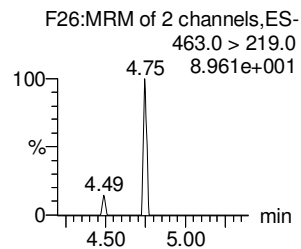
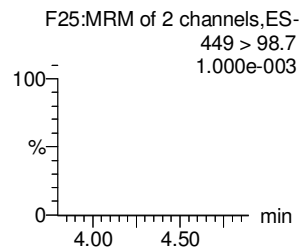
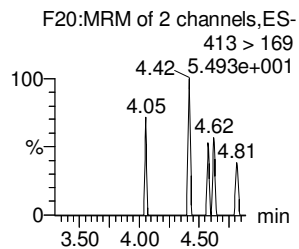
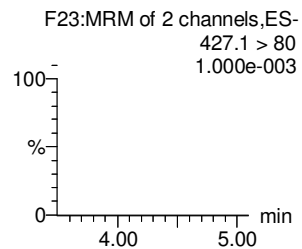
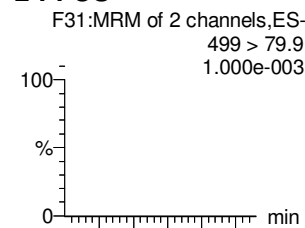
**PFNA**



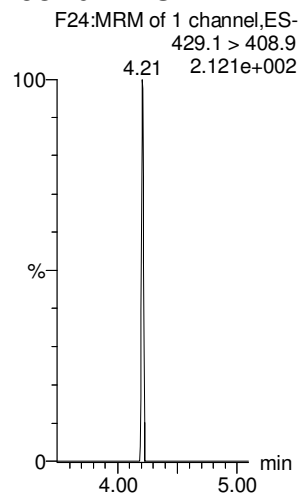
**PFOSA**



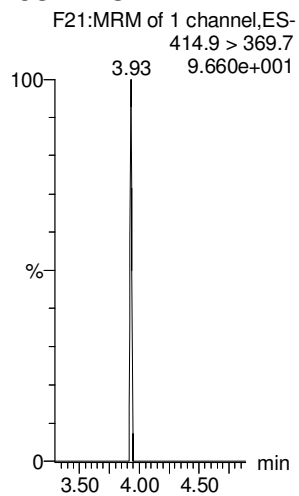
**L-PFOS**



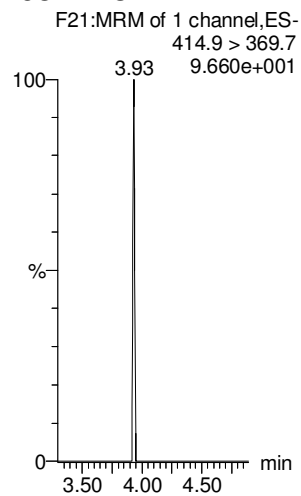
**13C2-6:2 FTS**



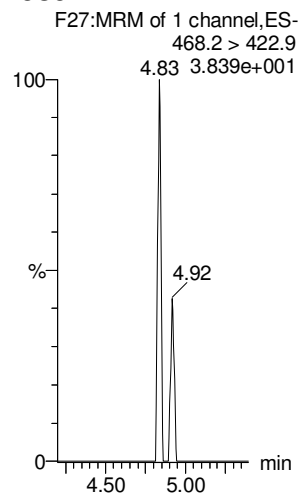
**13C2-PFOA**




**13C2-PFOA**



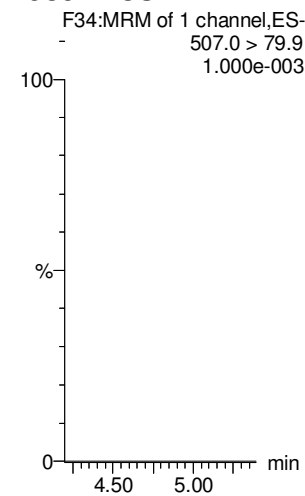
**13C5-PFNA**



**13C8-PFOSA**



**13C8-PFOS**



Dataset: Untitled

Last Altered: Friday, March 09, 2018 14:46:32 Pacific Standard Time

Printed: Friday, March 09, 2018 14:46:47 Pacific Standard Time

Name: 180308M1\_12, Date: 08-Mar-2018, Time: 21:20:28, ID: IPA, Description: IPA

**PFDA**

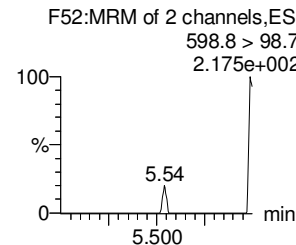
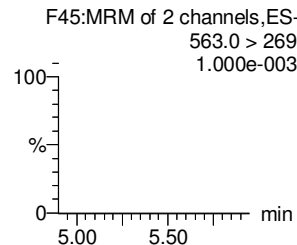
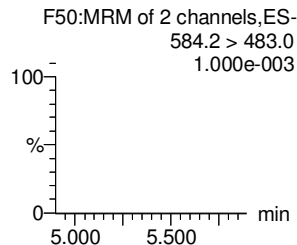
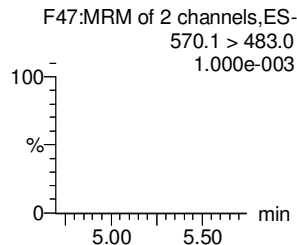
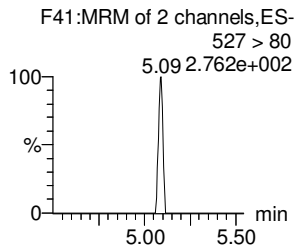
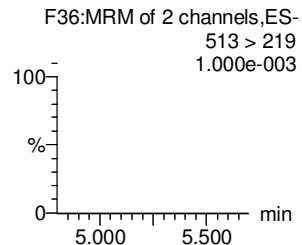
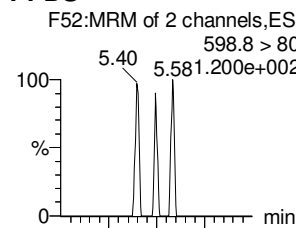
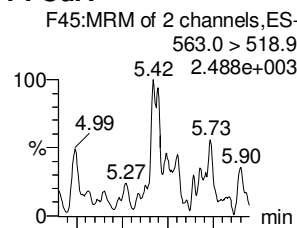
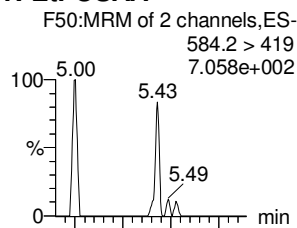
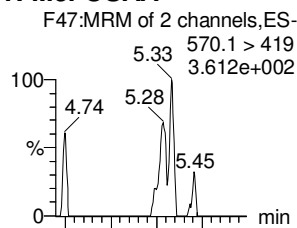
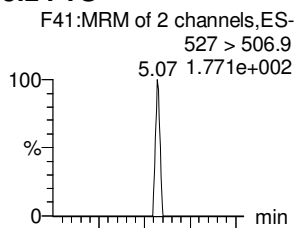
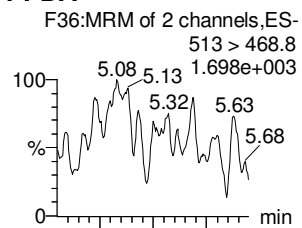
**8:2 FTS**

**N-MeFOSAA**

**N-EtFOSAA**

**PFUdA**

**PFDS**



**13C2-PFDA**

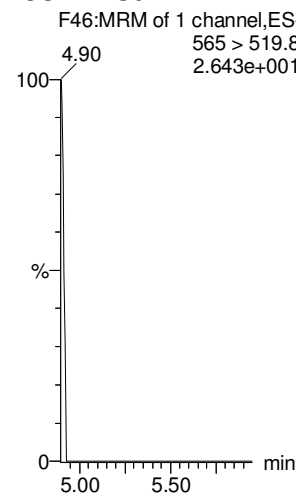
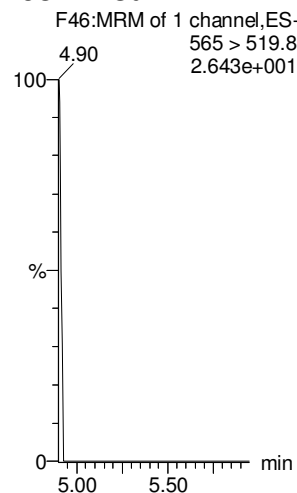


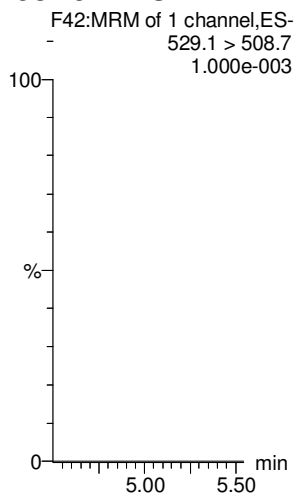
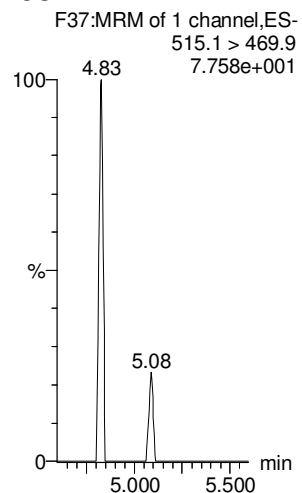
**13C2-8:2 FTS**

**d3-N-MeFOSAA**

**d5-N-EtFOSAA**

**13C2-PFUdA**

**13C2-PFUdA**



Dataset: Untitled

Last Altered: Friday, March 09, 2018 14:46:32 Pacific Standard Time

Printed: Friday, March 09, 2018 14:46:47 Pacific Standard Time

Name: 180308M1\_12, Date: 08-Mar-2018, Time: 21:20:28, ID: IPA, Description: IPA

**PFDoA**

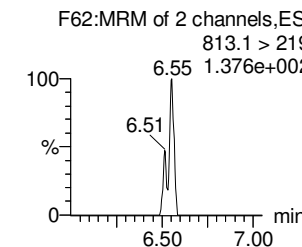
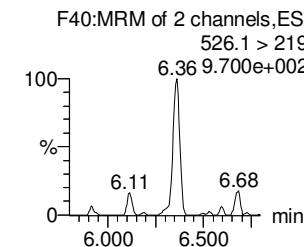
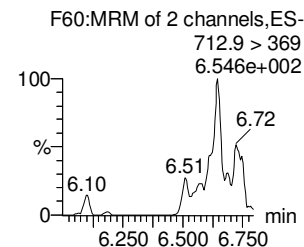
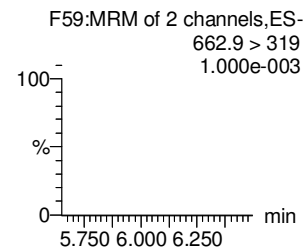
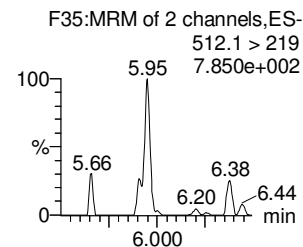
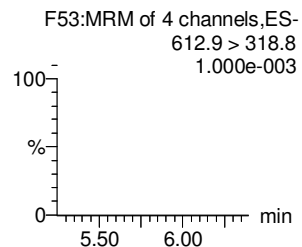
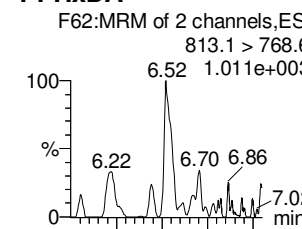
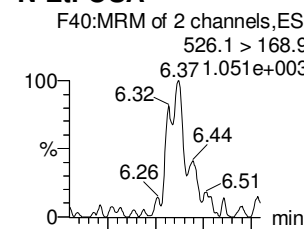
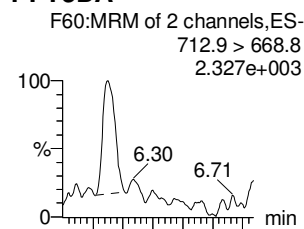
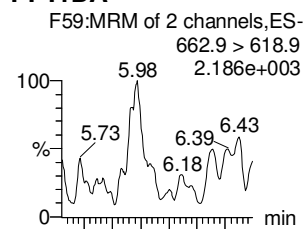
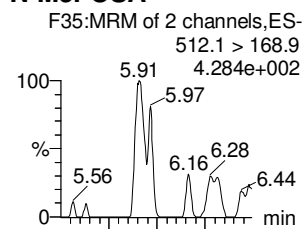
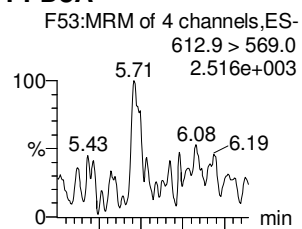
**N-MeFOSA**

**PFTrDA**

**PFTeDA**

**N-EtFOSA**

**PFHxDA**



**13C2-PFDoA**

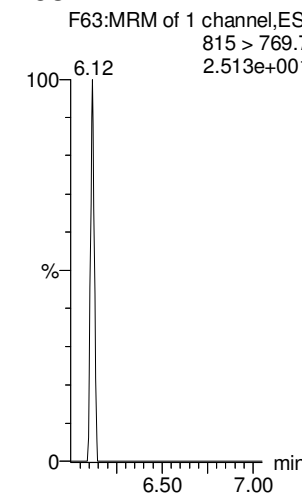
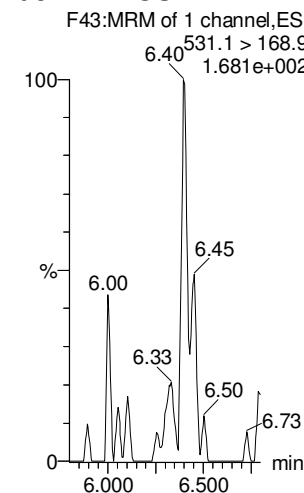
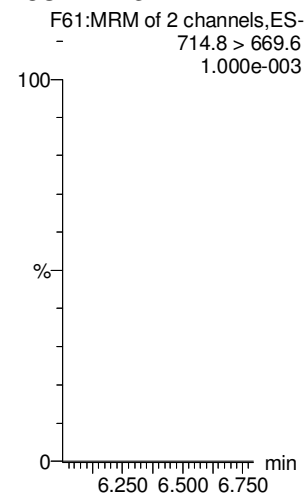
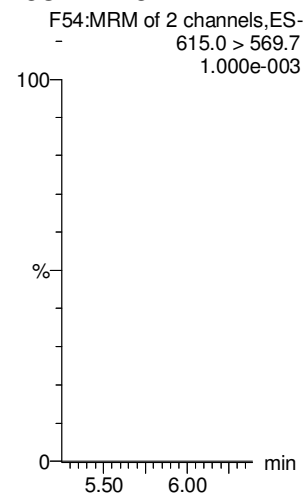
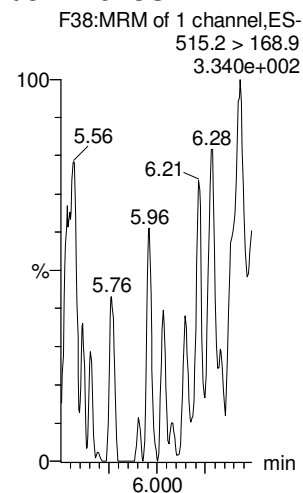
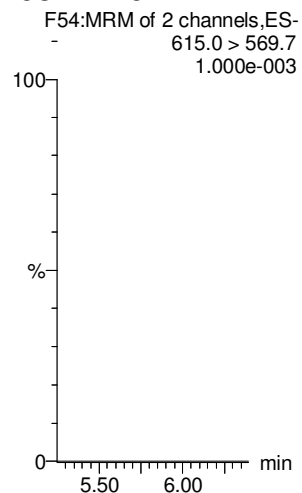
**d3-N-MeFOSA**

**13C2-PFDoA**

**13C2-PFTeDA**

**d5-N-ETFOSA**

**13C2-PFHxDA**





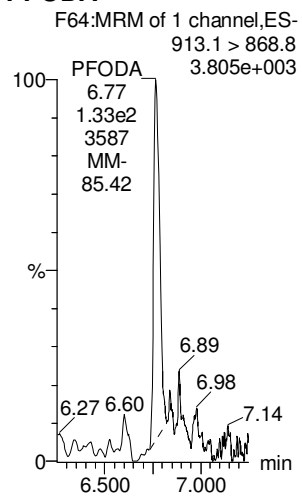
Dataset: Untitled

Last Altered: Friday, March 09, 2018 14:46:32 Pacific Standard Time

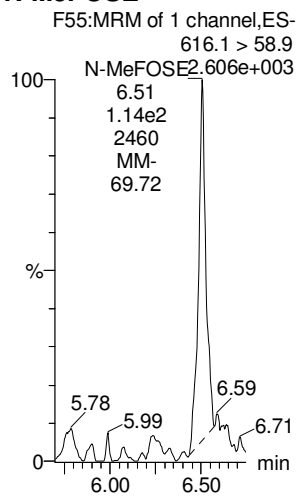
Printed: Friday, March 09, 2018 14:46:47 Pacific Standard Time

Name: 180308M1\_12, Date: 08-Mar-2018, Time: 21:20:28, ID: IPA, Description: IPA

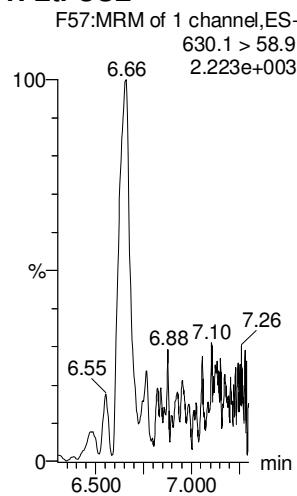
**PFODA**



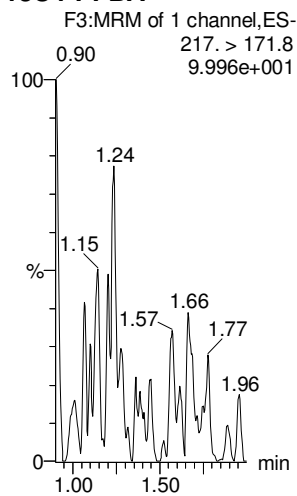
**N-MeFOSE**



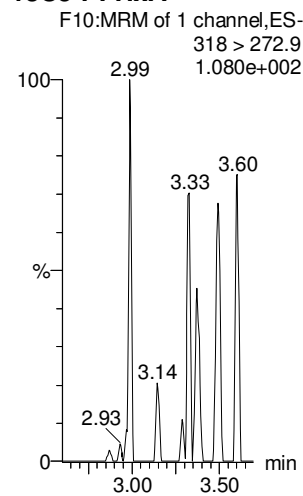
**N-EtFOSE**



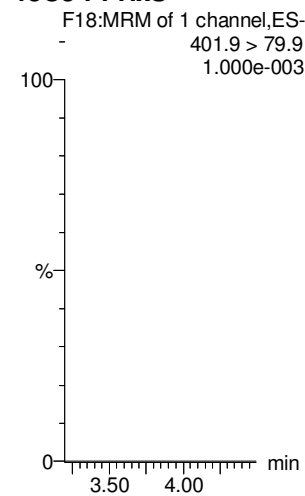
**13C4-PFBA**



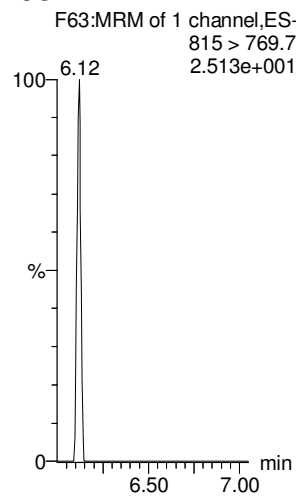
**13C5-PFHxA**



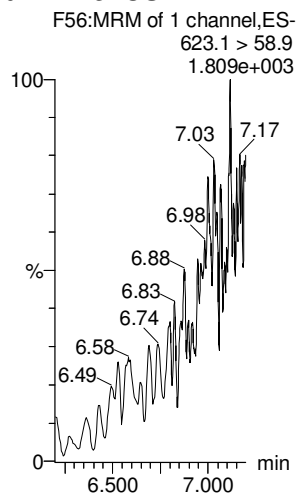
**13C3-PFHxS**



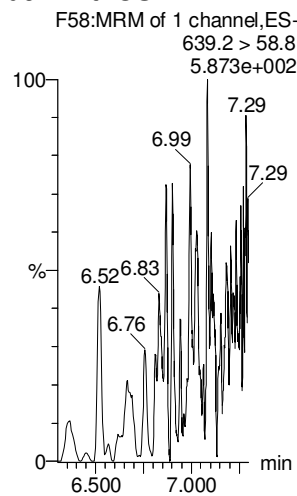
**13C2-PFHxDA**



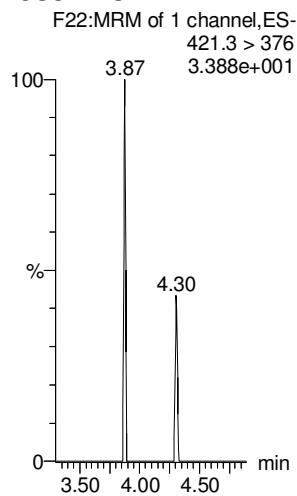
**d7-N-MeFOSE**




**d9-N-EtFOSE**



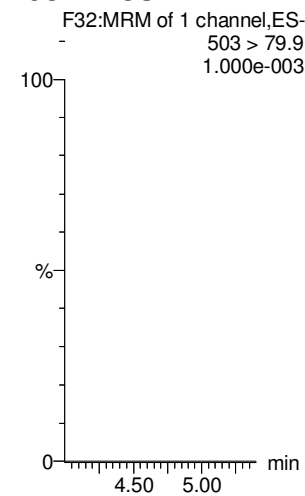
**13C8-PFOA**



**13C9-PFNA**



**13C4-PFOS**



Dataset: Untitled

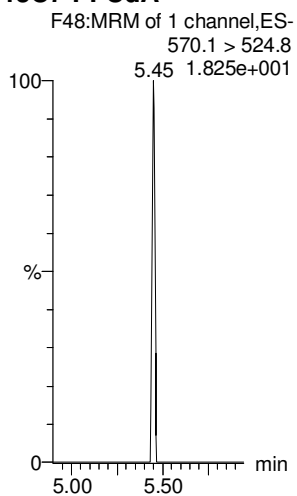
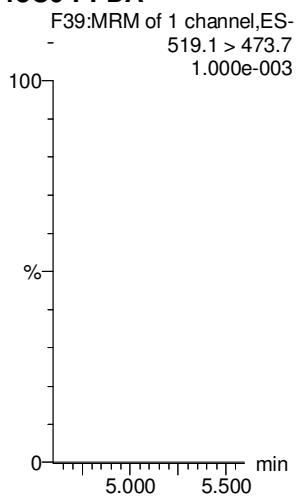
Last Altered: Friday, March 09, 2018 14:46:32 Pacific Standard Time

Printed: Friday, March 09, 2018 14:46:47 Pacific Standard Time

Name: 180308M1\_12, Date: 08-Mar-2018, Time: 21:20:28, ID: IPA, Description: IPA

13C6-PFDA

13C7-PFUdA









**DATA VALIDATION SUMMARY REPORT  
NAS WHIDBEY ISLAND, WASHINGTON**

Client: CH2M HILL, Inc., Corvallis, Oregon  
SDG: 1800353  
Laboratory: Vista Analytical Laboratory, El Dorado Hills, California  
Site: NAS Whidbey Island, Ault Field, CTO-4041, Washington  
Date: May 30, 2018

PFCs			
EDS ID	Client Sample ID	Laboratory Sample ID	Matrix
1	WI-AF-N2-5-0218	1800353-01	Water
2	WI-AF-FB01-022018	1800353-02	Water
3	WI-AF-MW-3-0218	1800353-03	Water
4	WI-AF-MW-202-0218	1800353-04	Water
5	WI-AF-MW-204-0218	1800353-05	Water
6	WI-AF-MW-114-0218	1800353-06	Water
7	WI-AF-EB03-022018	1800353-07	Water

A full data validation was performed on the analytical data for five water samples, one aqueous field blank sample, and one aqueous equipment blank sample collected on February 20, 2018 by CH2M HILL at the NAS Whidbey Island Ault Field site in Washington. The samples were analyzed under the EPA Method "Determination of Selected Perfluorinated Alkyl Acids in Drinking Water by Solid Phase Extraction and Liquid Chromatography/Tandem Mass Spectrometry (LC/MS/MS)".

Specific method references are as follows:

Analysis  
PFCs

Method References  
USEPA Method 537 Modified

The data have been validated according to the protocols and quality control (QC) requirements of the analytical method, the Final Sampling and Analysis Plan Phase I Site Investigation for Per- and Polyfluoroalkyl Substances in Soil and Groundwater Ault Field, February 2018, and the USEPA National Functional Guidelines for Organic Data Review as follows:

- The USEPA "Contract Laboratories Program National Functional Guidelines for Organic Superfund Methods Data Review," January 2017;
- and the reviewer's professional judgment.

The following data quality indicators were reviewed for this report:

***Organics***

- Date Completeness, Case Narrative & Custody Documentation

- Holding times
- Liquid Chromatography/Mass Spectrometry (LC/MS) Tuning
- Initial and continuing calibration summaries
- Method blank and field QC blank contamination
- Matrix Spike/Matrix Spike Duplicate (MS/MSD) recoveries
- Laboratory Control Sample/Laboratory Control Sample Duplicate (LCS/LCSD) recoveries
- Internal standard area and retention time summary forms
- Target Compound Identification
- Compound Quantitation
- Field Duplicate sample precision

A full (Level IV) data validation was performed with this review including a recalculation of 10% of the detected results in the samples.

### Data Usability Assessment

There were no rejections of data.

Overall the data is acceptable for the intended purposes as qualified for the deficiencies detailed in this report.

Please note that any results qualified (U) due to blank contamination may be then qualified (J) due to another action. Therefore, the results may be qualified (UJ) due to the culmination of the blank contaminations and actions from other exceedances of QC criteria.

### Perfluorinated Compounds (PFCs)

### Data Completeness, Case Narrative & Custody Documentation

- The case narrative and chain-of-custody documentation were included in the data package as required. All criteria were met.

### Holding Times

- All samples were extracted within 14 days for water samples and analyzed within 28 days.

### LC/MS Tuning

- All criteria were met.

### Initial Calibration

- All relative standard deviation (%RSD) and/or correlation coefficients criteria were met.

### Continuing Calibration

- All percent difference (%D) and RRF criteria were met.

### Method Blank

- The method blanks exhibited the following contamination.

Blank ID	Compound	Conc. ng/L	Qualifier	Affected Samples
B8B0157-BLK1	PFOA	0.374	U	7

### Field QC Blank

- Field QC samples were free of contamination.

Blank ID	Compound	Conc. ng/L	Qualifier	Affected Samples
WI-AF-FB01-022018	None - ND	-	-	-
WI-AF-EB03-022018	None - ND	-	-	-

### Matrix Spike/Matrix Spike Duplicate (MS/MSD) Recoveries

- The MS/MSD samples were not analyzed.

### Laboratory Control Samples

- The LCS samples exhibited acceptable percent recoveries (%R).

### Internal Standard (IS) Area Performance

- All internal standards met response and retention time (RT) criteria.

### Target Compound Identification

- All mass spectra and quantitation criteria were met.



Compound Quantitation

- Several samples were analyzed at various dilutions due to high concentrations of target compounds. The reporting limits were adjusted accordingly. No action was required.

Field Duplicate Sample Precision

- Field duplicate samples were not collected.

Please contact the undersigned at (757) 564-0090 if you have any questions or need further information.

Signed: Nancy Weaver  
Nancy Weaver  
Senior Chemist

Dated: 6/1/8

Data Qualifier	Definition
U	The analyte was analyzed for, but was not detected above the level of the reported sample quantitation limit.
J	The analyte is an estimated quantity. The associated numerical value is the approximate concentration of the analyte in the sample.
NJ	The analysis has been "tentatively identified" or "presumptively" as present and the associated numerical value is the estimated concentration in the samples.
UJ	The analyte was analyzed for but was not detected. The reported quantitation limit is approximate and may be inaccurate or imprecise.
R	The data are unusable. The sample results are rejected due to serious deficiencies in meeting QC criteria. The analyte may or may not be present in the samples.



**Sample ID: WI-AF-N2-5-0218**

**Modified EPA Method 537**

<b>Client Data</b>		<b>Laboratory Data</b>	
Name: CH2M Hill	Matrix: Aqueous	Lab Sample: 1800353-01	Column: BEH C18
Project: 695610.04.F1.FS	Date Collected: 20-Feb-18 09:55	Date Received: 22-Feb-18 09:13	

Analyte	Conc. (ng/L)	DL	LOD	LOQ	Qualifiers	Batch	Extracted	Samp Size	Analyzed	Dilution
PFBS	38.8	2.01	5.63	8.99		B8B0157	27-Feb-18	0.111 L	11-Mar-18 01:35	1
PFHxA	330	2.45	5.63	8.99		B8B0157	27-Feb-18	0.111 L	11-Mar-18 01:35	1
PFHpA	223	0.664	5.63	8.99		B8B0157	27-Feb-18	0.111 L	11-Mar-18 01:35	1
PFHxS	995	1.06	5.63	8.99		B8B0157	27-Feb-18	0.111 L	11-Mar-18 01:35	1
PFOA	338	0.732	5.63	8.99		B8B0157	27-Feb-18	0.111 L	11-Mar-18 01:35	1
PFOS	14500	9.07	56.3	89.9		B8B0157	27-Feb-18	0.111 L	08-Mar-18 23:03	10
PFNA	50.9	0.910	5.63	8.99		B8B0157	27-Feb-18	0.111 L	11-Mar-18 01:35	1
PFDA	22.3	1.67	5.63	8.99		B8B0157	27-Feb-18	0.111 L	11-Mar-18 01:35	1
MeFOSAA	ND	1.85	5.63	8.99		B8B0157	27-Feb-18	0.111 L	11-Mar-18 01:35	1
PFUnA	ND	1.18	5.63	8.99		B8B0157	27-Feb-18	0.111 L	11-Mar-18 01:35	1
EtFOSAA	ND	1.54	5.63	8.99		B8B0157	27-Feb-18	0.111 L	11-Mar-18 01:35	1
PFDoA	ND	0.890	5.63	8.99		B8B0157	27-Feb-18	0.111 L	11-Mar-18 01:35	1
PFTDA	ND	0.555	5.63	8.99		B8B0157	27-Feb-18	0.111 L	11-Mar-18 01:35	1
PFTeDA	ND	0.849	5.63	8.99		B8B0157	27-Feb-18	0.111 L	11-Mar-18 01:35	1
<b>Labeled Standards</b>	<b>% Recovery</b>	<b>Type</b>	<b>Limits</b>	<b>Qualifiers</b>	<b>Batch</b>	<b>Extracted</b>	<b>Samp Size</b>	<b>Analyzed</b>	<b>Dilution</b>	
13C3-PFBS	102	IS	50 - 150		B8B0157	27-Feb-18	0.111 L	11-Mar-18 01:35	1	
13C2-PFHxA	93.6	IS	50 - 150		B8B0157	27-Feb-18	0.111 L	11-Mar-18 01:35	1	
13C4-PFHpA	104	IS	50 - 150		B8B0157	27-Feb-18	0.111 L	11-Mar-18 01:35	1	
18O2-PFHxS	87.4	IS	50 - 150		B8B0157	27-Feb-18	0.111 L	11-Mar-18 01:35	1	
13C2-PFOA	91.0	IS	50 - 150		B8B0157	27-Feb-18	0.111 L	11-Mar-18 01:35	1	
13C8-PFOS	87.7	IS	50 - 150		B8B0157	27-Feb-18	0.111 L	08-Mar-18 23:03	10	
13C5-PFNA	86.5	IS	50 - 150		B8B0157	27-Feb-18	0.111 L	11-Mar-18 01:35	1	
13C2-PFDA	75.7	IS	50 - 150		B8B0157	27-Feb-18	0.111 L	11-Mar-18 01:35	1	
d3-MeFOSAA	60.5	IS	50 - 150		B8B0157	27-Feb-18	0.111 L	11-Mar-18 01:35	1	
13C2-PFUnA	79.2	IS	50 - 150		B8B0157	27-Feb-18	0.111 L	11-Mar-18 01:35	1	
d5-EtFOSAA	63.7	IS	50 - 150		B8B0157	27-Feb-18	0.111 L	11-Mar-18 01:35	1	
13C2-PFDoA	87.9	IS	50 - 150		B8B0157	27-Feb-18	0.111 L	11-Mar-18 01:35	1	
13C2-PFTeDA	86.5	IS	50 - 150		B8B0157	27-Feb-18	0.111 L	11-Mar-18 01:35	1	

DL - Detection Limit  
 LOD - Limit of Detection  
 LOQ - Limit of Quantitation  
 LCL-UCL - Lower control limit - upper control limit  
 Results reported to the DL.  
 When reported, PFHxS, PFOA and PFOS include both linear and branched isomers  
 Only the linear isomer is reported for all other analytes

ms 5/30/18

**Sample ID: WI-AF-FB01-022018**

**Modified EPA Method 537**

<b>Client Data</b>		<b>Laboratory Data</b>	
Name: CH2M Hill	Matrix: Aqueous	Lab Sample: 1800353-02	Column: BEH C18
Project: 695610.04.F1.FS	Date Collected: 20-Feb-18 10:05	Date Received: 22-Feb-18 09:13	

Analyte	Conc. (ng/L)	DL	LOD	LOQ	Qualifiers	Batch	Extracted	Samp Size	Analyzed	Dilution
PFBS	ND	1.87	5.21	8.36		B8B0157	27-Feb-18	0.120 L	11-Mar-18 01:12	1
PFHxA	ND	2.28	5.21	8.36		B8B0157	27-Feb-18	0.120 L	11-Mar-18 01:12	1
PFHpA	ND	0.618	5.21	8.36		B8B0157	27-Feb-18	0.120 L	11-Mar-18 01:12	1
PFHxS	ND	0.990	5.21	8.36		B8B0157	27-Feb-18	0.120 L	11-Mar-18 01:12	1
PFOA	ND	0.681	5.21	8.36		B8B0157	27-Feb-18	0.120 L	11-Mar-18 01:12	1
PFOS	ND	0.844	5.21	8.36		B8B0157	27-Feb-18	0.120 L	11-Mar-18 01:12	1
PFNA	ND	0.847	5.21	8.36		B8B0157	27-Feb-18	0.120 L	11-Mar-18 01:12	1
PFDA	ND	1.56	5.21	8.36		B8B0157	27-Feb-18	0.120 L	11-Mar-18 01:12	1
MeFOSAA	ND	1.72	5.21	8.36		B8B0157	27-Feb-18	0.120 L	11-Mar-18 01:12	1
PFUnA	ND	1.10	5.21	8.36		B8B0157	27-Feb-18	0.120 L	11-Mar-18 01:12	1
EtFOSAA	ND	1.43	5.21	8.36		B8B0157	27-Feb-18	0.120 L	11-Mar-18 01:12	1
PFDoA	ND	0.828	5.21	8.36		B8B0157	27-Feb-18	0.120 L	11-Mar-18 01:12	1
PFTtDA	ND	0.516	5.21	8.36		B8B0157	27-Feb-18	0.120 L	11-Mar-18 01:12	1
PFTeDA	ND	0.789	5.21	8.36		B8B0157	27-Feb-18	0.120 L	11-Mar-18 01:12	1
<b>Labeled Standards</b>	<b>% Recovery</b>	<b>DL</b>	<b>Limits</b>	<b>LOQ</b>	<b>Qualifiers</b>	<b>Batch</b>	<b>Extracted</b>	<b>Samp Size</b>	<b>Analyzed</b>	<b>Dilution</b>
13C3-PFBS	111		50 - 150			B8B0157	27-Feb-18	0.120 L	11-Mar-18 01:12	1
13C2-PFHxA	97.8		50 - 150			B8B0157	27-Feb-18	0.120 L	11-Mar-18 01:12	1
13C4-PFHpA	107		50 - 150			B8B0157	27-Feb-18	0.120 L	11-Mar-18 01:12	1
18O2-PFHxS	97.4		50 - 150			B8B0157	27-Feb-18	0.120 L	11-Mar-18 01:12	1
13C2-PFOA	92.0		50 - 150			B8B0157	27-Feb-18	0.120 L	11-Mar-18 01:12	1
13C8-PFOS	81.0		50 - 150			B8B0157	27-Feb-18	0.120 L	11-Mar-18 01:12	1
13C5-PFNA	95.2		50 - 150			B8B0157	27-Feb-18	0.120 L	11-Mar-18 01:12	1
13C2-PFDA	66.7		50 - 150			B8B0157	27-Feb-18	0.120 L	11-Mar-18 01:12	1
d3-MeFOSAA	55.5		50 - 150			B8B0157	27-Feb-18	0.120 L	11-Mar-18 01:12	1
13C2-PFUnA	66.8		50 - 150			B8B0157	27-Feb-18	0.120 L	11-Mar-18 01:12	1
d5-EtFOSAA	56.4		50 - 150			B8B0157	27-Feb-18	0.120 L	11-Mar-18 01:12	1
13C2-PFDoA	74.4		50 - 150			B8B0157	27-Feb-18	0.120 L	11-Mar-18 01:12	1
13C2-PFTeDA	96.2		50 - 150			B8B0157	27-Feb-18	0.120 L	11-Mar-18 01:12	1

DL - Detection Limit  
 LOD - Limit of Detection  
 LOQ - Limit of Quantitation  
 LCL-UCL- Lower control limit - upper control limit  
 Results: reported to the DL  
 When reported, PFHxS, PFOA and PFOS include both linear and branched isomers.  
 Only the linear isomer is reported for all other analytes

NW 51301.6

**Sample ID: WI-AF-MW-3-0218**

**Modified EPA Method 537**

Client Data		Laboratory Data								
Name:	CH2M Hill	Lab Sample:	1800353-03	Column:	BEH C18					
Project:	695610.04.F1.FS	Date Received:	22-Feb-18 09:13							
Matrix:	Aqueous									
Date Collected:	20-Feb-18 11:40									
Analyte	Conc. (ng/L)	DL	LOD	LOQ	Qualifiers	Batch	Extracted	Samp Size	Analyzed	Dilution
PFBS	49.0	1.91	5.34	8.52		B8B0157	27-Feb-18	0.117 L	11-Mar-18 01:47	I
PFHxA	363	2.32	5.34	8.52		B8B0157	27-Feb-18	0.117 L	11-Mar-18 01:47	I
PFHpA	371	0.629	5.34	8.52		B8B0157	27-Feb-18	0.117 L	11-Mar-18 01:47	I
PFHxS	1020	1.01	5.34	8.52		B8B0157	27-Feb-18	0.117 L	11-Mar-18 01:47	I
PFOA	312	0.693	5.34	8.52		B8B0157	27-Feb-18	0.117 L	11-Mar-18 01:47	I
PFOS	6050	4.30	26.7	42.6		B8B0157	27-Feb-18	0.117 L	08-Mar-18 23:15	5
PFNA	45.9	0.862	5.34	8.52		B8B0157	27-Feb-18	0.117 L	11-Mar-18 01:47	I
PFDA	6.64	1.59	5.34	8.52		B8B0157	27-Feb-18	0.117 L	11-Mar-18 01:47	I
MeFOSAA	ND	1.76	5.34	8.52	J	B8B0157	27-Feb-18	0.117 L	11-Mar-18 01:47	I
PFUnA	ND	1.12	5.34	8.52		B8B0157	27-Feb-18	0.117 L	11-Mar-18 01:47	I
EtFOSAA	ND	1.46	5.34	8.52		B8B0157	27-Feb-18	0.117 L	11-Mar-18 01:47	I
PFDoA	ND	0.843	5.34	8.52		B8B0157	27-Feb-18	0.117 L	11-Mar-18 01:47	I
PFTfDA	ND	0.526	5.34	8.52		B8B0157	27-Feb-18	0.117 L	11-Mar-18 01:47	I
PFTeDA	ND	0.804	5.34	8.52		B8B0157	27-Feb-18	0.117 L	11-Mar-18 01:47	I
Labeled Standards	Type	% Recovery	Limits	Qualifiers	Batch	Extracted	Samp Size	Analyzed	Dilution	
13C3-PFBS	IS	98.1	50 - 150		B8B0157	27-Feb-18	0.117 L	11-Mar-18 01:47	I	
13C2-PFHxA	IS	94.7	50 - 150		B8B0157	27-Feb-18	0.117 L	11-Mar-18 01:47	I	
13C4-PFHpA	IS	94.0	50 - 150		B8B0157	27-Feb-18	0.117 L	11-Mar-18 01:47	I	
18O2-PFHxS	IS	96.5	50 - 150		B8B0157	27-Feb-18	0.117 L	11-Mar-18 01:47	I	
13C2-PFOA	IS	91.6	50 - 150		B8B0157	27-Feb-18	0.117 L	11-Mar-18 01:47	I	
13C8-PFOS	IS	79.8	50 - 150		B8B0157	27-Feb-18	0.117 L	11-Mar-18 01:47	I	
13C5-PFNA	IS	87.4	50 - 150		B8B0157	27-Feb-18	0.117 L	08-Mar-18 23:15	5	
13C2-PFDA	IS	83.0	50 - 150		B8B0157	27-Feb-18	0.117 L	11-Mar-18 01:47	I	
d3-MeFOSAA	IS	67.4	50 - 150		B8B0157	27-Feb-18	0.117 L	11-Mar-18 01:47	I	
13C2-PFUnA	IS	90.6	50 - 150		B8B0157	27-Feb-18	0.117 L	11-Mar-18 01:47	I	
d5-EtFOSAA	IS	68.2	50 - 150		B8B0157	27-Feb-18	0.117 L	11-Mar-18 01:47	I	
13C2-PFDoA	IS	88.8	50 - 150		B8B0157	27-Feb-18	0.117 L	11-Mar-18 01:47	I	
13C2-PFTeDA	IS	121	50 - 150		B8B0157	27-Feb-18	0.117 L	11-Mar-18 01:47	I	

DL - Detection Limit  
 LOD - Limit of Detection  
 LOQ - Limit of Quantitation  
 LCL-UCL - Lower control limit - upper control limit  
 Results reported to the DL.  
 When reported, PFHxS, PFOA and PFOS include both linear and branched isomers  
 Only the linear isomer is reported for all other analytes

*rw 5/30/18*

**Sample ID: W1-AF-MW-202-0218**

**Modified EPA Method 537**

<b>Client Data</b>		<b>Laboratory Data</b>	
Name: CH2M Hill	Matrix: Aqueous	Lab Sample: 1800353-04	Column: BEH C18
Project: 695610.04.F1.FS	Date Collected: 20-Feb-18 11:35	Date Received: 22-Feb-18 09:13	

Analyte	Conc. (ng/L)	DL	LOD	LOQ	Qualifiers	Batch	Extracted	Samp Size	Analyzed	Dilution
PFBS	126	1.99	5.53	8.88		B8B0157	27-Feb-18	0.113 L	11-Mar-18 01:58	1
PFHxA	1020	2.42	5.53	8.88		B8B0157	27-Feb-18	0.113 L	11-Mar-18 01:58	1
PFHpA	735	0.656	5.53	8.88		B8B0157	27-Feb-18	0.113 L	11-Mar-18 01:58	1
PFHxS	3870	1.05	5.53	8.88		B8B0157	27-Feb-18	0.113 L	11-Mar-18 01:58	1
PFOA	815	0.723	5.53	8.88		B8B0157	27-Feb-18	0.113 L	11-Mar-18 01:58	1
PFOS	10900	8.96	55.3	88.8		B8B0157	27-Feb-18	0.113 L	08-Mar-18 23:26	10
PFNA	160	0.900	5.53	8.88		B8B0157	27-Feb-18	0.113 L	11-Mar-18 01:58	1
PFDA	63.2	1.65	5.53	8.88		B8B0157	27-Feb-18	0.113 L	11-Mar-18 01:58	1
MeFOSAA	ND	1.83	5.53	8.88		B8B0157	27-Feb-18	0.113 L	11-Mar-18 01:58	1
PFUnA	11.1	1.17	5.53	8.88		B8B0157	27-Feb-18	0.113 L	11-Mar-18 01:58	1
EtFOSAA	ND	1.52	5.53	8.88		B8B0157	27-Feb-18	0.113 L	11-Mar-18 01:58	1
PFDaA	ND	0.880	5.53	8.88		B8B0157	27-Feb-18	0.113 L	11-Mar-18 01:58	1
PFTDA	ND	0.549	5.53	8.88		B8B0157	27-Feb-18	0.113 L	11-Mar-18 01:58	1
PFTeDA	ND	0.838	5.53	8.88		B8B0157	27-Feb-18	0.113 L	11-Mar-18 01:58	1
<b>Labeled Standards</b>	<b>% Recovery</b>	<b>DL</b>	<b>Limits</b>	<b>LOQ</b>	<b>Qualifiers</b>	<b>Batch</b>	<b>Extracted</b>	<b>Samp Size</b>	<b>Analyzed</b>	<b>Dilution</b>
13C3-PFBS	102		50 - 150	8.88		B8B0157	27-Feb-18	0.113 L	11-Mar-18 01:58	1
13C2-PFHxA	93.0		50 - 150	8.88		B8B0157	27-Feb-18	0.113 L	11-Mar-18 01:58	1
13C4-PFHpA	95.5		50 - 150	8.88		B8B0157	27-Feb-18	0.113 L	11-Mar-18 01:58	1
18O2-PFHxS	93.3		50 - 150	8.88		B8B0157	27-Feb-18	0.113 L	11-Mar-18 01:58	1
13C2-PFOA	85.0		50 - 150	8.88		B8B0157	27-Feb-18	0.113 L	11-Mar-18 01:58	1
13C8-PFOS	91.9		50 - 150	8.88		B8B0157	27-Feb-18	0.113 L	08-Mar-18 23:26	10
13C5-PFNA	78.0		50 - 150	8.88		B8B0157	27-Feb-18	0.113 L	11-Mar-18 01:58	1
13C2-PFDA	74.3		50 - 150	8.88		B8B0157	27-Feb-18	0.113 L	11-Mar-18 01:58	1
d3-MeFOSAA	71.2		50 - 150	8.88		B8B0157	27-Feb-18	0.113 L	11-Mar-18 01:58	1
13C2-PFUnA	81.4		50 - 150	8.88		B8B0157	27-Feb-18	0.113 L	11-Mar-18 01:58	1
d5-EtFOSAA	72.0		50 - 150	8.88		B8B0157	27-Feb-18	0.113 L	11-Mar-18 01:58	1
13C2-PFDaA	85.7		50 - 150	8.88		B8B0157	27-Feb-18	0.113 L	11-Mar-18 01:58	1
13C2-PFTeDA	106		50 - 150	8.88		B8B0157	27-Feb-18	0.113 L	11-Mar-18 01:58	1

DL - Detection Limit  
 LOD - Limit of Detection  
 LOQ - Limit of quantitation  
 LCL-UCL - Lower control limit - upper control limit  
 Results reported to the DL.  
 When reported, PFHxS, PFOA and PFOS include both linear and branched isomers  
 Only the linear isomer is reported for all other analytes

new S/30/18

**Sample ID: WI-AF-MW-204-0218**

**Modified EPA Method 537**

Client Data		Laboratory Data	
Name: CH2M Hill	Matrix: Aqueous	Lab Sample: 1800353-05	Column: BEH C18
Project: 695610.04.F1.FS	Date Collected: 20-Feb-18 15:40	Date Received: 22-Feb-18 09:13	

Analyte	Conc. (ng/L)	DL	LOD	LOQ	Qualifiers	Batch	Extracted	Samp Size	Analyzed	Dilution	% Recovery	
											Limits	Type
PFBS	63.6	1.90	5.30	8.47		B8B0157	27-Feb-18	0.118 L	11-Mar-18 03:10	1	104	IS
PFHxA	1470	2.31	5.30	8.47		B8B0157	27-Feb-18	0.118 L	11-Mar-18 03:10	1	91.8	IS
PFHpA	1140	0.626	5.30	8.47		B8B0157	27-Feb-18	0.118 L	11-Mar-18 03:10	1	99.9	IS
PFHxS	4580	10.0	5.30	84.7	P	B8B0157	27-Feb-18	0.118 L	08-Mar-18 23:38	10	97.9	IS
PFOA	2520	0.689	5.30	8.47	P	B8B0157	27-Feb-18	0.118 L	11-Mar-18 03:10	1	91.2	IS
PFOS	20600	8.54	5.30	84.7	P	B8B0157	27-Feb-18	0.118 L	08-Mar-18 23:38	10	106	IS
PFNA	378	0.858	5.30	8.47		B8B0157	27-Feb-18	0.118 L	11-Mar-18 03:10	1	81.7	IS
PFDA	70.7	1.58	5.30	8.47		B8B0157	27-Feb-18	0.118 L	11-Mar-18 03:10	1	79.2	IS
MeFOSAA	ND	1.75	5.30	8.47		B8B0157	27-Feb-18	0.118 L	11-Mar-18 03:10	1	76.3	IS
PFOuA	ND	1.11	5.30	8.47		B8B0157	27-Feb-18	0.118 L	11-Mar-18 03:10	1	81.0	IS
EtFOSAA	ND	1.45	5.30	8.47		B8B0157	27-Feb-18	0.118 L	11-Mar-18 03:10	1	70.2	IS
PFDoA	ND	0.838	5.30	8.47		B8B0157	27-Feb-18	0.118 L	11-Mar-18 03:10	1	92.9	IS
PFTtDA	ND	0.523	5.30	8.47		B8B0157	27-Feb-18	0.118 L	11-Mar-18 03:10	1	117	IS
PFTeDA	ND	0.799	5.30	8.47		B8B0157	27-Feb-18	0.118 L	11-Mar-18 03:10	1		IS

DL - Detection Limit  
 LOD - Limit of Detection  
 LOQ - Limit of quantitation  
 LCL-UCL- Lower control limit - upper control limit  
 Results: reported to the DL  
 When reported, PFHxS, PFOA and PFOS include both linear and branched isomers  
 Only the linear isomer is reported for all other analytes

*New S/30.1.8*





**Sample ID: WI-AF-MW-114-0218**

**Modified EPA Method 537**

Client Data		Laboratory Data	
Name: CH2M Hill	Matrix: Aqueous	Lab Sample: 1800353-06	Column: BEH C18
Project: 695610.04.F1.FS	Date Collected: 20-Feb-18 15:50	Date Received: 22-Feb-18 09:13	

Analyte	Conc. (ng/L)	DL	LOD	LOQ	Qualifiers	Batch	Extracted	Samp Size	Analyzed	Dilution
PFBS	68.6	1.88	5.25	8.42		B8B0157	27-Feb-18	0.119 L	11-Mar-18 03:56	I
PFHxA	544	2.30	5.25	8.42		B8B0157	27-Feb-18	0.119 L	11-Mar-18 03:56	I
PFHpA	368	0.622	5.25	8.42		B8B0157	27-Feb-18	0.119 L	11-Mar-18 03:56	I
PFHxS	2280	0.997	5.25	8.42		B8B0157	27-Feb-18	0.119 L	11-Mar-18 03:56	I
PFOA	549	0.685	5.25	8.42	<del>P</del>	B8B0157	27-Feb-18	0.119 L	11-Mar-18 03:56	I
PFOS	29200	8.50	52.5	84.2	<del>P</del>	B8B0157	27-Feb-18	0.119 L	08-Mar-18 23:49	10
PFNA	84.0	0.853	5.25	8.42		B8B0157	27-Feb-18	0.119 L	11-Mar-18 03:56	I
PFDA	22.3	1.57	5.25	8.42		B8B0157	27-Feb-18	0.119 L	11-Mar-18 03:56	I
MeFOSAA	ND	1.74	5.25	8.42		B8B0157	27-Feb-18	0.119 L	11-Mar-18 03:56	I
PFUnA	ND	1.11	5.25	8.42		B8B0157	27-Feb-18	0.119 L	11-Mar-18 03:56	I
EtFOSAA	ND	1.44	5.25	8.42		B8B0157	27-Feb-18	0.119 L	11-Mar-18 03:56	I
PFDoA	ND	0.834	5.25	8.42		B8B0157	27-Feb-18	0.119 L	11-Mar-18 03:56	I
PFTeDA	ND	0.520	5.25	8.42		B8B0157	27-Feb-18	0.119 L	11-Mar-18 03:56	I
PFTeDA	ND	0.795	5.25	8.42		B8B0157	27-Feb-18	0.119 L	11-Mar-18 03:56	I
Labeled Standards	% Recovery	DL	Limits	LOQ	Qualifiers	Batch	Extracted	Samp Size	Analyzed	Dilution
13C3-PFBS	95.7		50 - 150			B8B0157	27-Feb-18	0.119 L	11-Mar-18 03:56	I
13C2-PFHxA	89.2		50 - 150			B8B0157	27-Feb-18	0.119 L	11-Mar-18 03:56	I
13C4-PFHpA	94.9		50 - 150			B8B0157	27-Feb-18	0.119 L	11-Mar-18 03:56	I
18O2-PFHxS	90.7		50 - 150			B8B0157	27-Feb-18	0.119 L	11-Mar-18 03:56	I
13C2-PFOA	86.0		50 - 150			B8B0157	27-Feb-18	0.119 L	11-Mar-18 03:56	I
13C8-PFOS	83.3		50 - 150		<del>P</del>	B8B0157	27-Feb-18	0.119 L	08-Mar-18 23:49	10
13C5-PFNA	83.4		50 - 150			B8B0157	27-Feb-18	0.119 L	11-Mar-18 03:56	I
13C2-PFDA	76.0		50 - 150			B8B0157	27-Feb-18	0.119 L	11-Mar-18 03:56	I
d3-MeFOSAA	57.1		50 - 150			B8B0157	27-Feb-18	0.119 L	11-Mar-18 03:56	I
13C2-PFUnA	63.2		50 - 150			B8B0157	27-Feb-18	0.119 L	11-Mar-18 03:56	I
d5-EtFOSAA	66.5		50 - 150			B8B0157	27-Feb-18	0.119 L	11-Mar-18 03:56	I
13C2-PFDoA	85.3		50 - 150			B8B0157	27-Feb-18	0.119 L	11-Mar-18 03:56	I
13C2-PFTeDA	109		50 - 150			B8B0157	27-Feb-18	0.119 L	11-Mar-18 03:56	I

DL - Detection Limit  
 LOD - Limit of Detection  
 LOQ - Limit of quantitation  
 LCL-UCL- Lower control limit - upper control limit  
 Results reported to the DL.  
 When reported, PFHxS, PFOA and PFOS include both linear and branched isomers  
 Only the linear isomer is reported for all other analytes

*new 513018*

**Sample ID: WI-AF-EB03-022018**

**Modified EPA Method 537**

<b>Client Data</b>		<b>Laboratory Data</b>	
Name: CH2M Hill	Matrix: Aqueous	Lab Sample: 1800353-07	Column: BEH C18
Project: 695610.04.F1.FS	Date Collected: 20-Feb-18 17:00	Date Received: 22-Feb-18 09:13	

Analyte	Conc. (ng/L)	DL	LOD	LOQ	Qualifiers	Batch	Extracted	Samp Size	Analyzed	Dilution
PFBS	ND	1.83	5.12	8.17		B8B0157	27-Feb-18	0.122 L	11-Mar-18 01:24	I
PFHxA	ND	2.23	5.12	8.17		B8B0157	27-Feb-18	0.122 L	11-Mar-18 01:24	I
PFHpA	ND	0.603	5.12	8.17		B8B0157	27-Feb-18	0.122 L	11-Mar-18 01:24	I
PFHxS	ND	0.967	5.12	8.17		B8B0157	27-Feb-18	0.122 L	11-Mar-18 01:24	I
PFOA	ND	0.664	5.12	8.17		B8B0157	27-Feb-18	0.122 L	11-Mar-18 01:24	I
PFOS	ND	0.824	5.12	8.17		B8B0157	27-Feb-18	0.122 L	11-Mar-18 01:24	I
PFNA	ND	0.827	5.12	8.17		B8B0157	27-Feb-18	0.122 L	11-Mar-18 01:24	I
PFDA	ND	1.52	5.12	8.17		B8B0157	27-Feb-18	0.122 L	11-Mar-18 01:24	I
MeFOSAA	ND	1.68	5.12	8.17		B8B0157	27-Feb-18	0.122 L	11-Mar-18 01:24	I
PFUnA	ND	1.07	5.12	8.17		B8B0157	27-Feb-18	0.122 L	11-Mar-18 01:24	I
EtFOSAA	ND	1.40	5.12	8.17		B8B0157	27-Feb-18	0.122 L	11-Mar-18 01:24	I
PFDoA	ND	0.808	5.12	8.17		B8B0157	27-Feb-18	0.122 L	11-Mar-18 01:24	I
PFTtDA	ND	0.504	5.12	8.17		B8B0157	27-Feb-18	0.122 L	11-Mar-18 01:24	I
PFTeDA	ND	0.771	5.12	8.17		B8B0157	27-Feb-18	0.122 L	11-Mar-18 01:24	I
Labeled Standards	% Recovery	Limits	Qualifiers	Batch	Extracted	Samp Size	Analyzed	Dilution		
13C3-PFBS	83.6	50 - 150		B8B0157	27-Feb-18	0.122 L	11-Mar-18 01:24	I		
13C2-PFHxA	85.9	50 - 150		B8B0157	27-Feb-18	0.122 L	11-Mar-18 01:24	I		
13C4-PFHpA	88.7	50 - 150		B8B0157	27-Feb-18	0.122 L	11-Mar-18 01:24	I		
18O2-PFHxS	83.0	50 - 150		B8B0157	27-Feb-18	0.122 L	11-Mar-18 01:24	I		
13C2-PFOA	85.8	50 - 150		B8B0157	27-Feb-18	0.122 L	11-Mar-18 01:24	I		
13C8-PFOS	96.9	50 - 150		B8B0157	27-Feb-18	0.122 L	11-Mar-18 01:24	I		
13C5-PFNA	85.4	50 - 150		B8B0157	27-Feb-18	0.122 L	11-Mar-18 01:24	I		
13C2-PFDA	70.9	50 - 150		B8B0157	27-Feb-18	0.122 L	11-Mar-18 01:24	I		
d3-MeFOSAA	53.4	50 - 150		B8B0157	27-Feb-18	0.122 L	11-Mar-18 01:24	I		
13C2-PFUnA	67.5	50 - 150		B8B0157	27-Feb-18	0.122 L	11-Mar-18 01:24	I		
d5-EtFOSAA	55.7	50 - 150		B8B0157	27-Feb-18	0.122 L	11-Mar-18 01:24	I		
13C2-PFDoA	74.4	50 - 150		B8B0157	27-Feb-18	0.122 L	11-Mar-18 01:24	I		
13C2-PFTeDA	88.2	50 - 150		B8B0157	27-Feb-18	0.122 L	11-Mar-18 01:24	I		

DL - Detection Limit  
 LOD - Limit of Detection  
 LOQ - Limit of Quantitation  
 LCL-UCL - Lower control limit - upper control limit  
 Results reported to the DL  
 When reported, PFHxS, PFOA and PFOS include both linear and branched isomers  
 Only the linear isomer is reported for all other analytes

MBL

J-B

5.12 0.673 u

sw 5/30/18



LOCATION_NAME	SITE_NAME	INSTALLATION_ID	LOCATION_TYPE	LOCATION_TYPE_DESC	SDG	COORD_X	COORD_Y	SAMPLE_MATRIX_DESC	SAMPLE_NAME	SAMPLE_MATRIX	COLLECT_DATE	ANALYTICAL_METHOD_GRP_DESC
MW3	FIRE TRAINING AREA	WHIDBEY_ISLAND_NAS	WLM	Monitoring well	1800353	1189695	491763	Ground water	WI-AF-MW-3-0218	WG	20-Feb-18	Perfluoroalkyl Compounds
MW3	FIRE TRAINING AREA	WHIDBEY_ISLAND_NAS	WLM	Monitoring well	1800353	1189695	491763	Ground water	WI-AF-MW-3-0218	WG	20-Feb-18	Perfluoroalkyl Compounds
MW3	FIRE TRAINING AREA	WHIDBEY_ISLAND_NAS	WLM	Monitoring well	1800353	1189695	491763	Ground water	WI-AF-MW-3-0218	WG	20-Feb-18	Perfluoroalkyl Compounds
MW3	FIRE TRAINING AREA	WHIDBEY_ISLAND_NAS	WLM	Monitoring well	1800353	1189695	491763	Ground water	WI-AF-MW-3-0218	WG	20-Feb-18	Perfluoroalkyl Compounds
MW3	FIRE TRAINING AREA	WHIDBEY_ISLAND_NAS	WLM	Monitoring well	1800353	1189695	491763	Ground water	WI-AF-MW-3-0218	WG	20-Feb-18	Perfluoroalkyl Compounds
N2-5	AREA 02 - WESTERN HIGHLANDS LANDILL	WHIDBEY_ISLAND_NAS	WLM	Monitoring well	1800353	1189620	491758.2	Ground water	WI-AF-N2-5-0218	WG	20-Feb-18	Perfluoroalkyl Compounds
N2-5	AREA 02 - WESTERN HIGHLANDS LANDILL	WHIDBEY_ISLAND_NAS	WLM	Monitoring well	1800353	1189620	491758.2	Ground water	WI-AF-N2-5-0218	WG	20-Feb-18	Perfluoroalkyl Compounds
N2-5	AREA 02 - WESTERN HIGHLANDS LANDILL	WHIDBEY_ISLAND_NAS	WLM	Monitoring well	1800353	1189620	491758.2	Ground water	WI-AF-N2-5-0218	WG	20-Feb-18	Perfluoroalkyl Compounds
N2-5	AREA 02 - WESTERN HIGHLANDS LANDILL	WHIDBEY_ISLAND_NAS	WLM	Monitoring well	1800353	1189620	491758.2	Ground water	WI-AF-N2-5-0218	WG	20-Feb-18	Perfluoroalkyl Compounds
N2-5	AREA 02 - WESTERN HIGHLANDS LANDILL	WHIDBEY_ISLAND_NAS	WLM	Monitoring well	1800353	1189620	491758.2	Ground water	WI-AF-N2-5-0218	WG	20-Feb-18	Perfluoroalkyl Compounds
N2-5	AREA 02 - WESTERN HIGHLANDS LANDILL	WHIDBEY_ISLAND_NAS	WLM	Monitoring well	1800353	1189620	491758.2	Ground water	WI-AF-N2-5-0218	WG	20-Feb-18	Perfluoroalkyl Compounds
N2-5	AREA 02 - WESTERN HIGHLANDS LANDILL	WHIDBEY_ISLAND_NAS	WLM	Monitoring well	1800353	1189620	491758.2	Ground water	WI-AF-N2-5-0218	WG	20-Feb-18	Perfluoroalkyl Compounds
N2-5	AREA 02 - WESTERN HIGHLANDS LANDILL	WHIDBEY_ISLAND_NAS	WLM	Monitoring well	1800353	1189620	491758.2	Ground water	WI-AF-N2-5-0218	WG	20-Feb-18	Perfluoroalkyl Compounds
N2-5	AREA 02 - WESTERN HIGHLANDS LANDILL	WHIDBEY_ISLAND_NAS	WLM	Monitoring well	1800353	1189620	491758.2	Ground water	WI-AF-N2-5-0218	WG	20-Feb-18	Perfluoroalkyl Compounds

LOCATION_NAME	SITE_NAME	INSTALLATION_ID	LOCATION_TYPE	LOCATION_TYPE_DESC	SDG	COORD_X	COORD_Y	SAMPLE_MATRIX_DESC	SAMPLE_NAME	SAMPLE_MATRIX	COLLECT_DATE	ANALYTICAL_METHOD_GRP_DESC
N2-5	AREA 02 - WESTERN HIGHLANDS LANDILL	WHIDBEY_ISLAND_NAS	WLM	Monitoring well	1800353	1189620	491758.2	Ground water	WI-AF-N2-5-0218	WG	20-Feb-18	Perfluoroalkyl Compounds
N2-5	AREA 02 - WESTERN HIGHLANDS LANDILL	WHIDBEY_ISLAND_NAS	WLM	Monitoring well	1800353	1189620	491758.2	Ground water	WI-AF-N2-5-0218	WG	20-Feb-18	Perfluoroalkyl Compounds
N2-5	AREA 02 - WESTERN HIGHLANDS LANDILL	WHIDBEY_ISLAND_NAS	WLM	Monitoring well	1800353	1189620	491758.2	Ground water	WI-AF-N2-5-0218	WG	20-Feb-18	Perfluoroalkyl Compounds
N2-5	AREA 02 - WESTERN HIGHLANDS LANDILL	WHIDBEY_ISLAND_NAS	WLM	Monitoring well	1800353	1189620	491758.2	Ground water	WI-AF-N2-5-0218	WG	20-Feb-18	Perfluoroalkyl Compounds
N2-5	AREA 02 - WESTERN HIGHLANDS LANDILL	WHIDBEY_ISLAND_NAS	WLM	Monitoring well	1800353	1189620	491758.2	Ground water	WI-AF-N2-5-0218	WG	20-Feb-18	Perfluoroalkyl Compounds
MW-202	FIRE TRAINING AREA	WHIDBEY_ISLAND_NAS	WLM	Monitoring well	1800353	1189597.51	491689.5	Ground water	WI-AF-MW-202-0218	WG	20-Feb-18	Perfluoroalkyl Compounds
MW-202	FIRE TRAINING AREA	WHIDBEY_ISLAND_NAS	WLM	Monitoring well	1800353	1189597.51	491689.5	Ground water	WI-AF-MW-202-0218	WG	20-Feb-18	Perfluoroalkyl Compounds
MW-202	FIRE TRAINING AREA	WHIDBEY_ISLAND_NAS	WLM	Monitoring well	1800353	1189597.51	491689.5	Ground water	WI-AF-MW-202-0218	WG	20-Feb-18	Perfluoroalkyl Compounds
MW-202	FIRE TRAINING AREA	WHIDBEY_ISLAND_NAS	WLM	Monitoring well	1800353	1189597.51	491689.5	Ground water	WI-AF-MW-202-0218	WG	20-Feb-18	Perfluoroalkyl Compounds
MW-202	FIRE TRAINING AREA	WHIDBEY_ISLAND_NAS	WLM	Monitoring well	1800353	1189597.51	491689.5	Ground water	WI-AF-MW-202-0218	WG	20-Feb-18	Perfluoroalkyl Compounds
MW-202	FIRE TRAINING AREA	WHIDBEY_ISLAND_NAS	WLM	Monitoring well	1800353	1189597.51	491689.5	Ground water	WI-AF-MW-202-0218	WG	20-Feb-18	Perfluoroalkyl Compounds
MW-202	FIRE TRAINING AREA	WHIDBEY_ISLAND_NAS	WLM	Monitoring well	1800353	1189597.51	491689.5	Ground water	WI-AF-MW-202-0218	WG	20-Feb-18	Perfluoroalkyl Compounds
MW-202	FIRE TRAINING AREA	WHIDBEY_ISLAND_NAS	WLM	Monitoring well	1800353	1189597.51	491689.5	Ground water	WI-AF-MW-202-0218	WG	20-Feb-18	Perfluoroalkyl Compounds
MW-202	FIRE TRAINING AREA	WHIDBEY_ISLAND_NAS	WLM	Monitoring well	1800353	1189597.51	491689.5	Ground water	WI-AF-MW-202-0218	WG	20-Feb-18	Perfluoroalkyl Compounds
MW-202	FIRE TRAINING AREA	WHIDBEY_ISLAND_NAS	WLM	Monitoring well	1800353	1189597.51	491689.5	Ground water	WI-AF-MW-202-0218	WG	20-Feb-18	Perfluoroalkyl Compounds
MW-202	FIRE TRAINING AREA	WHIDBEY_ISLAND_NAS	WLM	Monitoring well	1800353	1189597.51	491689.5	Ground water	WI-AF-MW-202-0218	WG	20-Feb-18	Perfluoroalkyl Compounds
MW-202	FIRE TRAINING AREA	WHIDBEY_ISLAND_NAS	WLM	Monitoring well	1800353	1189597.51	491689.5	Ground water	WI-AF-MW-202-0218	WG	20-Feb-18	Perfluoroalkyl Compounds

LOCATION_NAME	SITE_NAME	INSTALLATION_ID	LOCATION_TYPE	LOCATION_TYPE_DESC	SDG	COORD_X	COORD_Y	SAMPLE_MATRIX_DESC	SAMPLE_NAME	SAMPLE_MATRIX	COLLECT_DATE	ANALYTICAL_METHOD_GRP_DESC
MW-202	FIRE TRAINING AREA	WHIDBEY_ISLAND_NAS	WLM	Monitoring well	1800353	1189597.51	491689.5	Ground water	WI-AF-MW-202-0218	WG	20-Feb-18	Perfluoroalkyl Compounds
MW-204	FIRE TRAINING AREA	WHIDBEY_ISLAND_NAS	WLM	Monitoring well	1800353	1189575.78	491958.56	Ground water	WI-AF-MW-204-0218	WG	20-Feb-18	Perfluoroalkyl Compounds
MW-204	FIRE TRAINING AREA	WHIDBEY_ISLAND_NAS	WLM	Monitoring well	1800353	1189575.78	491958.56	Ground water	WI-AF-MW-204-0218	WG	20-Feb-18	Perfluoroalkyl Compounds
MW-204	FIRE TRAINING AREA	WHIDBEY_ISLAND_NAS	WLM	Monitoring well	1800353	1189575.78	491958.56	Ground water	WI-AF-MW-204-0218	WG	20-Feb-18	Perfluoroalkyl Compounds
MW-204	FIRE TRAINING AREA	WHIDBEY_ISLAND_NAS	WLM	Monitoring well	1800353	1189575.78	491958.56	Ground water	WI-AF-MW-204-0218	WG	20-Feb-18	Perfluoroalkyl Compounds
MW-204	FIRE TRAINING AREA	WHIDBEY_ISLAND_NAS	WLM	Monitoring well	1800353	1189575.78	491958.56	Ground water	WI-AF-MW-204-0218	WG	20-Feb-18	Perfluoroalkyl Compounds
MW-204	FIRE TRAINING AREA	WHIDBEY_ISLAND_NAS	WLM	Monitoring well	1800353	1189575.78	491958.56	Ground water	WI-AF-MW-204-0218	WG	20-Feb-18	Perfluoroalkyl Compounds
MW-204	FIRE TRAINING AREA	WHIDBEY_ISLAND_NAS	WLM	Monitoring well	1800353	1189575.78	491958.56	Ground water	WI-AF-MW-204-0218	WG	20-Feb-18	Perfluoroalkyl Compounds
MW-204	FIRE TRAINING AREA	WHIDBEY_ISLAND_NAS	WLM	Monitoring well	1800353	1189575.78	491958.56	Ground water	WI-AF-MW-204-0218	WG	20-Feb-18	Perfluoroalkyl Compounds
MW-204	FIRE TRAINING AREA	WHIDBEY_ISLAND_NAS	WLM	Monitoring well	1800353	1189575.78	491958.56	Ground water	WI-AF-MW-204-0218	WG	20-Feb-18	Perfluoroalkyl Compounds
MW-204	FIRE TRAINING AREA	WHIDBEY_ISLAND_NAS	WLM	Monitoring well	1800353	1189575.78	491958.56	Ground water	WI-AF-MW-204-0218	WG	20-Feb-18	Perfluoroalkyl Compounds
MW-204	FIRE TRAINING AREA	WHIDBEY_ISLAND_NAS	WLM	Monitoring well	1800353	1189575.78	491958.56	Ground water	WI-AF-MW-204-0218	WG	20-Feb-18	Perfluoroalkyl Compounds
MW-204	FIRE TRAINING AREA	WHIDBEY_ISLAND_NAS	WLM	Monitoring well	1800353	1189575.78	491958.56	Ground water	WI-AF-MW-204-0218	WG	20-Feb-18	Perfluoroalkyl Compounds
MW-204	FIRE TRAINING AREA	WHIDBEY_ISLAND_NAS	WLM	Monitoring well	1800353	1189575.78	491958.56	Ground water	WI-AF-MW-204-0218	WG	20-Feb-18	Perfluoroalkyl Compounds
MW-204	FIRE TRAINING AREA	WHIDBEY_ISLAND_NAS	WLM	Monitoring well	1800353	1189575.78	491958.56	Ground water	WI-AF-MW-204-0218	WG	20-Feb-18	Perfluoroalkyl Compounds
MW-204	FIRE TRAINING AREA	WHIDBEY_ISLAND_NAS	WLM	Monitoring well	1800353	1189575.78	491958.56	Ground water	WI-AF-MW-204-0218	WG	20-Feb-18	Perfluoroalkyl Compounds
MW-204	FIRE TRAINING AREA	WHIDBEY_ISLAND_NAS	WLM	Monitoring well	1800353	1189575.78	491958.56	Ground water	WI-AF-MW-204-0218	WG	20-Feb-18	Perfluoroalkyl Compounds
MW-204	FIRE TRAINING AREA	WHIDBEY_ISLAND_NAS	WLM	Monitoring well	1800353	1189575.78	491958.56	Ground water	WI-AF-MW-204-0218	WG	20-Feb-18	Perfluoroalkyl Compounds