



**Groundwater Sample Results,  
Level 2 Laboratory Report, Level 4 Laboratory Report,  
Electronic Data Deliverable, Data Validation Report,  
and the Sample Location Report, SDG 1800410**

*Naval Air Station Whidbey Island  
Oak Harbor, Washington*

June 2019

March 19, 2018

**Vista Work Order No. 1800410**

Ms. Tiffany Hill  
CH2M Hill  
1100 NE Circle Blvd. Suite 300  
Corvallis, OR 97330

Dear Ms. Hill,

Enclosed are the results for the sample set received at Vista Analytical Laboratory on March 03, 2018. This sample set was analyzed on a rush turn-around time, under your Project Name '695610.04.F1.FS'.

Vista Analytical Laboratory is committed to serving you effectively. If you require additional information, please contact me at 916-673-1520 or by email at [mmaier@vista-analytical.com](mailto:mmaier@vista-analytical.com).

Thank you for choosing Vista as part of your analytical support team.

Sincerely,

Martha Maier  
Laboratory Director



*Vista Analytical Laboratory certifies that the report herein meets all the requirements set forth by NELAP for those applicable test methods. Results relate only to the samples as received by the laboratory. This report should not be reproduced except in full without the written approval of Vista.*

## **Vista Work Order No. 1800410**

### **Case Narrative**

#### **Sample Condition on Receipt:**

Five aqueous samples were received in good condition and within the method temperature requirements. The samples were received and stored securely in accordance with Vista standard operating procedures and EPA methodology. The client requested that sample "WI-AF-IDW-AQ2-030118" be reported separately. This sample will be reported in Vista Work Order 1800433.

#### **Analytical Notes:**

##### **Modified EPA Method 537**

The samples were extracted and analyzed for a selected list of PFAS using Modified EPA Method 537.

##### **Holding Times**

The samples were extracted and analyzed within the method hold times.

##### **Quality Control**

The Initial Calibration and Continuing Calibration Verifications met the method acceptance criteria.

A Method Blank and Laboratory Control Sample (LCS)/Laboratory Control Sample Duplicate (LCSD) were extracted and analyzed with the preparation batch. No analytes were detected in the Method Blank above 1/2 of the LOQ concentrations. The LCS/LCSD recoveries were within the acceptance criteria.

The extracts for all samples and associated QC were re-injected because one or more Injection Internal Standard Analyte response areas were outside of criteria. The results were similar in the second injection. The results from the original injections have been reported.

The labeled standard recoveries for all QC and field samples were within the acceptance criteria.

## TABLE OF CONTENTS

Case Narrative.....	1
Table of Contents.....	3
Sample Inventory.....	4
Analytical Results.....	5
Qualifiers.....	12
Certifications.....	13
Sample Receipt.....	14

# Sample Inventory Report

<b>Vista Sample ID</b>	<b>Client Sample ID</b>	<b>Sampled</b>	<b>Received</b>	<b>Components/Containers</b>
1800410-01	WI-AF-FB01-030118	01-Mar-18 11:00	03-Mar-18 10:15	HDPE Bottle, 125 mL HDPE Bottle, 125 mL
1800410-02	WI-AF-MW-615-0318	01-Mar-18 11:40	03-Mar-18 10:15	HDPE Bottle, 125 mL HDPE Bottle, 125 mL
1800410-03	WI-AF-EB01-030118	01-Mar-18 14:00	03-Mar-18 10:15	HDPE Bottle, 125 mL HDPE Bottle, 125 mL
1800410-04	WI-AF-MW-611-0318	01-Mar-18 15:20	03-Mar-18 10:15	HDPE Bottle, 125 mL HDPE Bottle, 125 mL
1800410-05	WI-AF-IDW-AQ2-030118	01-Mar-18 16:40	03-Mar-18 10:15	HDPE Bottle, 125 mL HDPE Bottle, 125 mL

## **ANALYTICAL RESULTS**

**Sample ID: Method Blank** **Modified EPA Method 537**

<b>Client Data</b>				<b>Laboratory Data</b>						
Name:	CH2M Hill	Matrix:	Aqueous	Lab Sample:	B8C0085-BLK1	Column:	BEH C18			
Project:	695610.04.F1.FS									

Analyte	Conc. (ng/L)	DL	LOD	LOQ	Qualifiers	Batch	Extracted	Samp Size	Analyzed	Dilution
PFBS	ND	1.79	5.00	8.00		B8C0085	14-Mar-18	0.125 L	16-Mar-18 03:03	1
PFHxA	ND	2.18	5.00	8.00		B8C0085	14-Mar-18	0.125 L	16-Mar-18 03:03	1
PFHpA	ND	0.591	5.00	8.00		B8C0085	14-Mar-18	0.125 L	16-Mar-18 03:03	1
PFHxS	ND	0.947	5.00	8.00		B8C0085	14-Mar-18	0.125 L	16-Mar-18 03:03	1
PFOA	ND	0.651	5.00	8.00		B8C0085	14-Mar-18	0.125 L	16-Mar-18 03:03	1
PFOS	ND	0.807	5.00	8.00		B8C0085	14-Mar-18	0.125 L	16-Mar-18 03:03	1
PFNA	ND	0.810	5.00	8.00		B8C0085	14-Mar-18	0.125 L	16-Mar-18 03:03	1
PFDA	ND	1.49	5.00	8.00		B8C0085	14-Mar-18	0.125 L	16-Mar-18 03:03	1
MeFOSAA	ND	1.65	5.00	8.00		B8C0085	14-Mar-18	0.125 L	16-Mar-18 03:03	1
PFOA	ND	1.05	5.00	8.00		B8C0085	14-Mar-18	0.125 L	16-Mar-18 03:03	1
EtFOSAA	ND	1.37	5.00	8.00		B8C0085	14-Mar-18	0.125 L	16-Mar-18 03:03	1
PFOA	ND	0.792	5.00	8.00		B8C0085	14-Mar-18	0.125 L	16-Mar-18 03:03	1
PFOA	ND	0.494	5.00	8.00		B8C0085	14-Mar-18	0.125 L	16-Mar-18 03:03	1
PFOA	ND	0.755	5.00	8.00		B8C0085	14-Mar-18	0.125 L	16-Mar-18 03:03	1

Labeled Standards	Type	% Recovery	Limits	Qualifiers	Batch	Extracted	Samp Size	Analyzed	Dilution
13C3-PFBS	IS	99.6	50 - 150		B8C0085	14-Mar-18	0.125 L	16-Mar-18 03:03	1
13C2-PFHxA	IS	96.7	50 - 150		B8C0085	14-Mar-18	0.125 L	16-Mar-18 03:03	1
13C4-PFHpA	IS	93.3	50 - 150		B8C0085	14-Mar-18	0.125 L	16-Mar-18 03:03	1
18O2-PFHxS	IS	88.7	50 - 150		B8C0085	14-Mar-18	0.125 L	16-Mar-18 03:03	1
13C2-PFOA	IS	99.5	50 - 150		B8C0085	14-Mar-18	0.125 L	16-Mar-18 03:03	1
13C8-PFOS	IS	92.5	50 - 150		B8C0085	14-Mar-18	0.125 L	16-Mar-18 03:03	1
13C5-PFNA	IS	85.3	50 - 150		B8C0085	14-Mar-18	0.125 L	16-Mar-18 03:03	1
13C2-PFDA	IS	80.1	50 - 150		B8C0085	14-Mar-18	0.125 L	16-Mar-18 03:03	1
d3-MeFOSAA	IS	76.9	50 - 150		B8C0085	14-Mar-18	0.125 L	16-Mar-18 03:03	1
13C2-PFOA	IS	66.3	50 - 150		B8C0085	14-Mar-18	0.125 L	16-Mar-18 03:03	1
d5-EtFOSAA	IS	67.1	50 - 150		B8C0085	14-Mar-18	0.125 L	16-Mar-18 03:03	1
13C2-PFOA	IS	68.4	50 - 150		B8C0085	14-Mar-18	0.125 L	16-Mar-18 03:03	1
13C2-PFOA	IS	75.9	50 - 150		B8C0085	14-Mar-18	0.125 L	16-Mar-18 03:03	1

DL - Detection Limit

LOD - Limit of Detection  
LOQ - Limit of quantitation

LCL-UCL- Lower control limit - upper control limit  
Results reported to the DL.

When reported, PFHxS, PFOA and PFOS include both linear and branched isomers.  
Only the linear isomer is reported for all other analytes.

LCS/LCSD Results

Modified EPA Method 537

Matrix: Aqueous  
Sample Size: 0.125 L

QC Batch: B8C0085  
Date Extracted: 14-Mar-2018 10:16

Lab Sample: B8C0085-BS1/B8C0085-BSD1  
Date Analyzed: 16-Mar-18 02:52 Column: BEH C18  
16-Mar-18 02:40 Column: BEH C18

Analyte	LCS-%R	LCSD-%R	RPD	Labeled Standard	LCS-%R	LCSD-%R
PFBS	104	97.8	6.35	IS 13C3-PFBS	117	118
PFHxA	103	98.1	5.17	IS 13C2-PFHxA	92.8	96.1
PFHpA	104	99.9	4.20	IS 13C4-PFHpA	100	95.7
PFHxS	115	99.6	14.7	IS 18O2-PFHxS	87.0	91.3
PFOA	110	95.5	14.3	IS 13C2-PFOA	107	81.3
PFOS	107	96.5	10.4	IS 13C8-PFOS	82.7	101
PFNA	94.1	96.7	2.76	IS 13C5-PFNA	81.9	89.7
PFDA	106	88.6	18.3	IS 13C2-PFDA	85.0	80.2
MeFOSAA	98.7	102	3.65	IS d3-MeFOSAA	79.3	73.0
PFUnA	86.0	97.8	12.9	IS 13C2-PFUnA	89.5	75.1
EtFOSAA	109	94.7	13.9	IS d5-EtFOSAA	81.8	84.5
PFDoA	107	107	0.138	IS 13C2-PFDoA	80.9	84.7
PFTTrDA	114	94.6	18.8	IS 13C2-PFTeDA	100	89.8
PFTeDA	90.1	91.9	1.97			

LCL-UCL - Lower control limit - upper control limit



**Sample ID: WI-AF-FB01-030118**

**Modified EPA Method 537**

Client Data				Laboratory Data			
Name:	CH2M Hill	Matrix:	Aqueous	Lab Sample:	1800410-01	Column:	BEH C18
Project:	695610.04.F1.FS	Date Collected:	01-Mar-18 11:00	Date Received:	03-Mar-18 10:15		
Location:	Field Blank						

Analyte	Conc. (ng/L)	DL	LOD	LOQ	Qualifiers	Batch	Extracted	Samp Size	Analyzed	Dilution
PFBS	ND	1.91	5.34	8.55		B8C0085	14-Mar-18	0.117 L	16-Mar-18 05:43	1
PFHxA	ND	2.33	5.34	8.55		B8C0085	14-Mar-18	0.117 L	16-Mar-18 05:43	1
PFHpA	ND	0.632	5.34	8.55		B8C0085	14-Mar-18	0.117 L	16-Mar-18 05:43	1
PFHxS	ND	1.01	5.34	8.55		B8C0085	14-Mar-18	0.117 L	16-Mar-18 05:43	1
PFOA	ND	0.696	5.34	8.55		B8C0085	14-Mar-18	0.117 L	16-Mar-18 05:43	1
PFOS	ND	0.863	5.34	8.55		B8C0085	14-Mar-18	0.117 L	16-Mar-18 05:43	1
PFNA	ND	0.866	5.34	8.55		B8C0085	14-Mar-18	0.117 L	16-Mar-18 05:43	1
PFDA	ND	1.59	5.34	8.55		B8C0085	14-Mar-18	0.117 L	16-Mar-18 05:43	1
MeFOSAA	ND	1.76	5.34	8.55		B8C0085	14-Mar-18	0.117 L	16-Mar-18 05:43	1
PFOA	ND	1.12	5.34	8.55		B8C0085	14-Mar-18	0.117 L	16-Mar-18 05:43	1
EtFOSAA	ND	1.46	5.34	8.55		B8C0085	14-Mar-18	0.117 L	16-Mar-18 05:43	1
PFDaA	ND	0.847	5.34	8.55		B8C0085	14-Mar-18	0.117 L	16-Mar-18 05:43	1
PFTDA	ND	0.528	5.34	8.55		B8C0085	14-Mar-18	0.117 L	16-Mar-18 05:43	1
PFTeDA	ND	0.807	5.34	8.55		B8C0085	14-Mar-18	0.117 L	16-Mar-18 05:43	1

Labeled Standards	Type	% Recovery	Limits	Qualifiers	Batch	Extracted	Samp Size	Analyzed	Dilution
13C3-PFBS	IS	105	50 - 150		B8C0085	14-Mar-18	0.117 L	16-Mar-18 05:43	1
13C2-PFHxA	IS	88.4	50 - 150		B8C0085	14-Mar-18	0.117 L	16-Mar-18 05:43	1
13C4-PFHpA	IS	88.1	50 - 150		B8C0085	14-Mar-18	0.117 L	16-Mar-18 05:43	1
18O2-PFHxS	IS	83.5	50 - 150		B8C0085	14-Mar-18	0.117 L	16-Mar-18 05:43	1
13C2-PFOA	IS	87.1	50 - 150		B8C0085	14-Mar-18	0.117 L	16-Mar-18 05:43	1
13C8-PFOS	IS	91.7	50 - 150		B8C0085	14-Mar-18	0.117 L	16-Mar-18 05:43	1
13C5-PFNA	IS	82.4	50 - 150		B8C0085	14-Mar-18	0.117 L	16-Mar-18 05:43	1
13C2-PFDA	IS	71.0	50 - 150		B8C0085	14-Mar-18	0.117 L	16-Mar-18 05:43	1
d3-MeFOSAA	IS	64.6	50 - 150		B8C0085	14-Mar-18	0.117 L	16-Mar-18 05:43	1
13C2-PFOA	IS	78.6	50 - 150		B8C0085	14-Mar-18	0.117 L	16-Mar-18 05:43	1
d5-EtFOSAA	IS	71.7	50 - 150		B8C0085	14-Mar-18	0.117 L	16-Mar-18 05:43	1
13C2-PFDaA	IS	62.4	50 - 150		B8C0085	14-Mar-18	0.117 L	16-Mar-18 05:43	1
13C2-PFTeDA	IS	69.4	50 - 150		B8C0085	14-Mar-18	0.117 L	16-Mar-18 05:43	1

DL - Detection Limit

LOD - Limit of Detection  
LOQ - Limit of quantitation

LCL-UCL- Lower control limit - upper control limit  
Results reported to the DL.

When reported, PFHxS, PFOA and PFOS include both linear and branched isomers.  
Only the linear isomer is reported for all other analytes.

**Sample ID: WI-AF-MW-615-0318**

**Modified EPA Method 537**

Client Data				Laboratory Data			
Name:	CH2M Hill	Matrix:	Aqueous	Lab Sample:	1800410-02	Column:	BEH C18
Project:	695610.04.F1.FS	Date Collected:	01-Mar-18 11:40	Date Received:	03-Mar-18 10:15		
Location:	MW-615						

Analyte	Conc. (ng/L)	DL	LOD	LOQ	Qualifiers	Batch	Extracted	Samp Size	Analyzed	Dilution
PFBS	89.1	1.97	5.48	8.80		B8C0085	14-Mar-18	0.114 L	16-Mar-18 05:55	1
PFHxA	51.7	2.40	5.48	8.80		B8C0085	14-Mar-18	0.114 L	16-Mar-18 05:55	1
PFHpA	8.41	0.650	5.48	8.80	J	B8C0085	14-Mar-18	0.114 L	16-Mar-18 05:55	1
PFHxS	123	1.04	5.48	8.80		B8C0085	14-Mar-18	0.114 L	16-Mar-18 05:55	1
PFOA	7.85	0.716	5.48	8.80	J	B8C0085	14-Mar-18	0.114 L	16-Mar-18 05:55	1
PFOS	3.37	0.888	5.48	8.80	J	B8C0085	14-Mar-18	0.114 L	16-Mar-18 05:55	1
PFNA	ND	0.891	5.48	8.80		B8C0085	14-Mar-18	0.114 L	16-Mar-18 05:55	1
PFDA	ND	1.64	5.48	8.80		B8C0085	14-Mar-18	0.114 L	16-Mar-18 05:55	1
MeFOSAA	ND	1.82	5.48	8.80		B8C0085	14-Mar-18	0.114 L	16-Mar-18 05:55	1
PFOA	ND	1.16	5.48	8.80		B8C0085	14-Mar-18	0.114 L	16-Mar-18 05:55	1
EtFOSAA	ND	1.51	5.48	8.80		B8C0085	14-Mar-18	0.114 L	16-Mar-18 05:55	1
PFOA	ND	0.871	5.48	8.80		B8C0085	14-Mar-18	0.114 L	16-Mar-18 05:55	1
PFOA	ND	0.543	5.48	8.80		B8C0085	14-Mar-18	0.114 L	16-Mar-18 05:55	1
PFOA	ND	0.831	5.48	8.80		B8C0085	14-Mar-18	0.114 L	16-Mar-18 05:55	1

Labeled Standards	Type	% Recovery	Limits	Qualifiers	Batch	Extracted	Samp Size	Analyzed	Dilution
13C3-PFBS	IS	113	50 - 150		B8C0085	14-Mar-18	0.114 L	16-Mar-18 05:55	1
13C2-PFHxA	IS	96.2	50 - 150		B8C0085	14-Mar-18	0.114 L	16-Mar-18 05:55	1
13C4-PFHpA	IS	85.2	50 - 150		B8C0085	14-Mar-18	0.114 L	16-Mar-18 05:55	1
18O2-PFHxS	IS	102	50 - 150		B8C0085	14-Mar-18	0.114 L	16-Mar-18 05:55	1
13C2-PFOA	IS	96.3	50 - 150		B8C0085	14-Mar-18	0.114 L	16-Mar-18 05:55	1
13C8-PFOS	IS	79.0	50 - 150		B8C0085	14-Mar-18	0.114 L	16-Mar-18 05:55	1
13C5-PFNA	IS	82.1	50 - 150		B8C0085	14-Mar-18	0.114 L	16-Mar-18 05:55	1
13C2-PFDA	IS	87.3	50 - 150		B8C0085	14-Mar-18	0.114 L	16-Mar-18 05:55	1
d3-MeFOSAA	IS	87.5	50 - 150		B8C0085	14-Mar-18	0.114 L	16-Mar-18 05:55	1
13C2-PFOA	IS	93.8	50 - 150		B8C0085	14-Mar-18	0.114 L	16-Mar-18 05:55	1
d5-EtFOSAA	IS	84.3	50 - 150		B8C0085	14-Mar-18	0.114 L	16-Mar-18 05:55	1
13C2-PFOA	IS	78.0	50 - 150		B8C0085	14-Mar-18	0.114 L	16-Mar-18 05:55	1
13C2-PFOA	IS	81.0	50 - 150		B8C0085	14-Mar-18	0.114 L	16-Mar-18 05:55	1

DL - Detection Limit

LOD - Limit of Detection  
LOQ - Limit of quantitation

LCL-UCL- Lower control limit - upper control limit  
Results reported to the DL.

When reported, PFHxS, PFOA and PFOS include both linear and branched isomers.  
Only the linear isomer is reported for all other analytes.

**Sample ID: WI-AF-EB01-030118**

**Modified EPA Method 537**

Client Data				Laboratory Data			
Name:	CH2M Hill	Matrix:	Aqueous	Lab Sample:	1800410-03	Column:	BEH C18
Project:	695610.04.F1.FS	Date Collected:	01-Mar-18 14:00	Date Received:	03-Mar-18 10:15		
Location:	Equipment Blank						

Analyte	Conc. (ng/L)	DL	LOD	LOQ	Qualifiers	Batch	Extracted	Samp Size	Analyzed	Dilution
PFBS	ND	1.97	5.48	8.80		B8C0085	14-Mar-18	0.114 L	16-Mar-18 06:06	1
PFHxA	ND	2.40	5.48	8.80		B8C0085	14-Mar-18	0.114 L	16-Mar-18 06:06	1
PFHpA	ND	0.650	5.48	8.80		B8C0085	14-Mar-18	0.114 L	16-Mar-18 06:06	1
PFHxS	ND	1.04	5.48	8.80		B8C0085	14-Mar-18	0.114 L	16-Mar-18 06:06	1
PFOA	ND	0.716	5.48	8.80		B8C0085	14-Mar-18	0.114 L	16-Mar-18 06:06	1
PFOS	ND	0.888	5.48	8.80		B8C0085	14-Mar-18	0.114 L	16-Mar-18 06:06	1
PFNA	ND	0.891	5.48	8.80		B8C0085	14-Mar-18	0.114 L	16-Mar-18 06:06	1
PFDA	ND	1.64	5.48	8.80		B8C0085	14-Mar-18	0.114 L	16-Mar-18 06:06	1
MeFOSAA	ND	1.81	5.48	8.80		B8C0085	14-Mar-18	0.114 L	16-Mar-18 06:06	1
PFOA	ND	1.15	5.48	8.80		B8C0085	14-Mar-18	0.114 L	16-Mar-18 06:06	1
EtFOSAA	ND	1.51	5.48	8.80		B8C0085	14-Mar-18	0.114 L	16-Mar-18 06:06	1
PFOA	ND	0.871	5.48	8.80		B8C0085	14-Mar-18	0.114 L	16-Mar-18 06:06	1
PFOA	ND	0.543	5.48	8.80		B8C0085	14-Mar-18	0.114 L	16-Mar-18 06:06	1
PFOA	ND	0.830	5.48	8.80		B8C0085	14-Mar-18	0.114 L	16-Mar-18 06:06	1

Labeled Standards	Type	% Recovery	Limits	Qualifiers	Batch	Extracted	Samp Size	Analyzed	Dilution
13C3-PFBS	IS	109	50 - 150		B8C0085	14-Mar-18	0.114 L	16-Mar-18 06:06	1
13C2-PFHxA	IS	99.5	50 - 150		B8C0085	14-Mar-18	0.114 L	16-Mar-18 06:06	1
13C4-PFHpA	IS	93.8	50 - 150		B8C0085	14-Mar-18	0.114 L	16-Mar-18 06:06	1
18O2-PFHxS	IS	89.8	50 - 150		B8C0085	14-Mar-18	0.114 L	16-Mar-18 06:06	1
13C2-PFOA	IS	86.6	50 - 150		B8C0085	14-Mar-18	0.114 L	16-Mar-18 06:06	1
13C8-PFOS	IS	106	50 - 150		B8C0085	14-Mar-18	0.114 L	16-Mar-18 06:06	1
13C5-PFNA	IS	89.0	50 - 150		B8C0085	14-Mar-18	0.114 L	16-Mar-18 06:06	1
13C2-PFDA	IS	79.5	50 - 150		B8C0085	14-Mar-18	0.114 L	16-Mar-18 06:06	1
d3-MeFOSAA	IS	63.3	50 - 150		B8C0085	14-Mar-18	0.114 L	16-Mar-18 06:06	1
13C2-PFOA	IS	71.2	50 - 150		B8C0085	14-Mar-18	0.114 L	16-Mar-18 06:06	1
d5-EtFOSAA	IS	62.1	50 - 150		B8C0085	14-Mar-18	0.114 L	16-Mar-18 06:06	1
13C2-PFOA	IS	58.5	50 - 150		B8C0085	14-Mar-18	0.114 L	16-Mar-18 06:06	1
13C2-PFOA	IS	67.0	50 - 150		B8C0085	14-Mar-18	0.114 L	16-Mar-18 06:06	1

DL - Detection Limit

LOD - Limit of Detection  
LOQ - Limit of quantitation

LCL-UCL- Lower control limit - upper control limit  
Results reported to the DL.

When reported, PFHxS, PFOA and PFOS include both linear and branched isomers.  
Only the linear isomer is reported for all other analytes.

**Sample ID: WI-AF-MW-611-0318**

**Modified EPA Method 537**

Client Data				Laboratory Data			
Name:	CH2M Hill	Matrix:	Aqueous	Lab Sample:	1800410-04	Column:	BEH C18
Project:	695610.04.F1.FS	Date Collected:	01-Mar-18 15:20	Date Received:	03-Mar-18 10:15		
Location:	MW-611						

Analyte	Conc. (ng/L)	DL	LOD	LOQ	Qualifiers	Batch	Extracted	Samp Size	Analyzed	Dilution
PFBS	ND	2.02	5.63	9.05		B8C0085	14-Mar-18	0.111 L	16-Mar-18 06:18	1
PFHxA	ND	2.47	5.63	9.05		B8C0085	14-Mar-18	0.111 L	16-Mar-18 06:18	1
PFHpA	ND	0.669	5.63	9.05		B8C0085	14-Mar-18	0.111 L	16-Mar-18 06:18	1
PFHxS	ND	1.07	5.63	9.05		B8C0085	14-Mar-18	0.111 L	16-Mar-18 06:18	1
PFOA	ND	0.736	5.63	9.05		B8C0085	14-Mar-18	0.111 L	16-Mar-18 06:18	1
PFOS	ND	0.913	5.63	9.05		B8C0085	14-Mar-18	0.111 L	16-Mar-18 06:18	1
PFNA	ND	0.916	5.63	9.05		B8C0085	14-Mar-18	0.111 L	16-Mar-18 06:18	1
PFDA	ND	1.69	5.63	9.05		B8C0085	14-Mar-18	0.111 L	16-Mar-18 06:18	1
MeFOSAA	ND	1.87	5.63	9.05		B8C0085	14-Mar-18	0.111 L	16-Mar-18 06:18	1
PFOA	ND	1.19	5.63	9.05		B8C0085	14-Mar-18	0.111 L	16-Mar-18 06:18	1
EtFOSAA	ND	1.55	5.63	9.05		B8C0085	14-Mar-18	0.111 L	16-Mar-18 06:18	1
PFDaA	ND	0.896	5.63	9.05		B8C0085	14-Mar-18	0.111 L	16-Mar-18 06:18	1
PFTDA	ND	0.559	5.63	9.05		B8C0085	14-Mar-18	0.111 L	16-Mar-18 06:18	1
PFTeDA	ND	0.854	5.63	9.05		B8C0085	14-Mar-18	0.111 L	16-Mar-18 06:18	1

Labeled Standards	Type	% Recovery	Limits	Qualifiers	Batch	Extracted	Samp Size	Analyzed	Dilution
13C3-PFBS	IS	93.7	50 - 150		B8C0085	14-Mar-18	0.111 L	16-Mar-18 06:18	1
13C2-PFHxA	IS	96.6	50 - 150		B8C0085	14-Mar-18	0.111 L	16-Mar-18 06:18	1
13C4-PFHpA	IS	91.3	50 - 150		B8C0085	14-Mar-18	0.111 L	16-Mar-18 06:18	1
18O2-PFHxS	IS	86.9	50 - 150		B8C0085	14-Mar-18	0.111 L	16-Mar-18 06:18	1
13C2-PFOA	IS	89.8	50 - 150		B8C0085	14-Mar-18	0.111 L	16-Mar-18 06:18	1
13C8-PFOS	IS	89.2	50 - 150		B8C0085	14-Mar-18	0.111 L	16-Mar-18 06:18	1
13C5-PFNA	IS	90.3	50 - 150		B8C0085	14-Mar-18	0.111 L	16-Mar-18 06:18	1
13C2-PFDA	IS	79.9	50 - 150		B8C0085	14-Mar-18	0.111 L	16-Mar-18 06:18	1
d3-MeFOSAA	IS	71.2	50 - 150		B8C0085	14-Mar-18	0.111 L	16-Mar-18 06:18	1
13C2-PFOA	IS	81.1	50 - 150		B8C0085	14-Mar-18	0.111 L	16-Mar-18 06:18	1
d5-EtFOSAA	IS	78.6	50 - 150		B8C0085	14-Mar-18	0.111 L	16-Mar-18 06:18	1
13C2-PFDaA	IS	87.3	50 - 150		B8C0085	14-Mar-18	0.111 L	16-Mar-18 06:18	1
13C2-PFTeDA	IS	90.0	50 - 150		B8C0085	14-Mar-18	0.111 L	16-Mar-18 06:18	1

DL - Detection Limit

LOD - Limit of Detection  
LOQ - Limit of quantitation

LCL-UCL- Lower control limit - upper control limit  
Results reported to the DL.

When reported, PFHxS, PFOA and PFOS include both linear and branched isomers.  
Only the linear isomer is reported for all other analytes.

## **DATA QUALIFIERS & ABBREVIATIONS**

<b>B</b>	<b>This compound was also detected in the method blank.</b>
<b>D</b>	<b>Dilution</b>
<b>E</b>	<b>The associated compound concentration exceeded the calibration range of the instrument.</b>
<b>H</b>	<b>Recovery and/or RPD was outside laboratory acceptance limits.</b>
<b>I</b>	<b>Chemical Interference</b>
<b>J</b>	<b>The amount detected is below the Reporting Limit/LOQ.</b>
<b>M</b>	<b>Estimated Maximum Possible Concentration. (CA Region 2 projects only)</b>
<b>*</b>	<b>See Cover Letter</b>
<b>Conc.</b>	<b>Concentration</b>
<b>NA</b>	<b>Not applicable</b>
<b>ND</b>	<b>Not Detected</b>
<b>TEQ</b>	<b>Toxic Equivalency</b>
<b>U</b>	<b>Not Detected (specific projects only)</b>

**Unless otherwise noted, solid sample results are reported in dry weight. Tissue samples are reported in wet weight.**

## CERTIFICATIONS

<b>Accrediting Authority</b>	<b>Certificate Number</b>
Alaska Department of Environmental Conservation	17-013
Arkansas Department of Environmental Quality	17-015-0
California Department of Health – ELAP	2892
DoD ELAP - A2LA Accredited - ISO/IEC 17025:2005	3091.01
Florida Department of Health	E87777-18
Hawaii Department of Health	N/A
Louisiana Department of Environmental Quality	01977
Maine Department of Health	2016026
Minnesota Department of Health	1322288
New Hampshire Environmental Accreditation Program	207717
New Jersey Department of Environmental Protection	CA003
New York Department of Health	11411
Oregon Laboratory Accreditation Program	4042-008
Pennsylvania Department of Environmental Protection	014
Texas Commission on Environmental Quality	T104704189-17-8
Virginia Department of General Services	9077
Washington Department of Ecology	C584
Wisconsin Department of Natural Resources	998036160

*Current certificates and lists of licensed parameters are located in the Quality Assurance office and are available upon request.*



CTO-4041

## CHAIN OF CUSTODY

**For Laboratory Use Only**

Work Order #: 1800410 Temp: 0.3 °C

Storage ID: WR-2 Storage Secured: Yes  No

Project ID: 695610.04.FI.FS PO#: NASWI: Ault Field Sampler: Shannon Fitzsimmons  
(name)

TAT Standard:  21 days  
(check one): Rush (surcharge may apply)  
 14 days  7 days Specify: 10 day

Invoice to: Name Shannon Fitzsimmons Company Summa Health Address 03/02/18 City Jan Arquette State OH Ph# 03/02/18 Fax# 1027

Relinquished by (printed name and signature) \_\_\_\_\_ Date \_\_\_\_\_ Time \_\_\_\_\_ Received by (printed name and signature) \_\_\_\_\_ Date \_\_\_\_\_ Time \_\_\_\_\_

Relinquished by (printed name and signature) \_\_\_\_\_ Date \_\_\_\_\_ Time \_\_\_\_\_ Received by (printed name and signature) \_\_\_\_\_ Date \_\_\_\_\_ Time \_\_\_\_\_

SHIP TO: Vista Analytical Laboratory  
1104 Windfield Way  
El Dorado Hills, CA 95762  
(916) 673-1520 \* Fax (916) 673-0106

Method of Shipment: FedEx

Tracking No.: \_\_\_\_\_

ATTN: \_\_\_\_\_

Add Analysis(es) Requested: \_\_\_\_\_

Container(s): \_\_\_\_\_

Mod. EPA Method 537

EPA Method 537(DW only)

Sample ID	Date	Time	Location/Sample Description	Add Analysis(es) Requested										Comments				
				Quantity	Type	Matrix	PFDA/PFOA	UCMR3 PFAS List 6	537 List: 14	Full List of 26	Other: Please List Below	PFDA/PFOA	UCMR3 PFAS List 6		PFAS List: 14			
WI-AF-FB01-030118	03/01/18	11:00	Field Blank	2	PAQ													
WI-AF-MW-615-0318	03/01/18	11:40	MW-615	1														
WI-AF-EB01-030118	03/01/18	14:00	Equipment Blank	1														
WI-AF-MW-611-0318	03/01/18	15:20	MW-611	1														
WI-AF-IDW-AQ2-030118	03/01/18	16:40	Baker Tank SY27334L	1														(2) unpres. 125mL polys per sample. 10 bottles total.
			Moved to															

Special Instructions/Comments: (A) Vista work order 1800433 per client email SR  
Rebecca Mico CH2M  
1100 112th Ave Suite 500  
Bellevue, WA, 98004  
(425) 698-9394

Name: Tiffany Hill  
 Company: CH2M  
 Address: 1100 NE Circle Blvd. Suite 300  
 City: Corvallis State: OR Zip: 97330  
 Phone: (541) 768-3109 Fax: \_\_\_\_\_  
 Email: Tiffany.hill@ch2m.com

Container Types: P= HDPE, PJ= HDPE Jar      Bottle Preservation Type: T = Thiosulfate,      Matrix Types: AQ = Aqueous, DW = Drinking Water, EF = Effluent, PP = Pulp/Paper, SD = Sediment,  
 O = Other: \_\_\_\_\_      TZ = Trizma: \_\_\_\_\_      SL = Sludge, SO = Soil, WW = Wastewater, B = Blood/Serum, O = Other: \_\_\_\_\_

### Sample Log-in Checklist

 Vista Work Order #: 1800410 TAT 10

Samples Arrival:	Date/Time <u>03/03/18 1015</u>	Initials: <u>IA</u>	Location: <u>WR-2</u>				
			Shelf/Rack: <u>N/A</u>				
Logged In:	Date/Time <u>03/03/18 1251</u>	Initials: <u>IA</u>	Location: <u>WR-2</u>				
			Shelf/Rack: <u>E-4</u>				
Delivered By:	<input checked="" type="checkbox"/> FedEx	<input type="checkbox"/> UPS	<input type="checkbox"/> On Trac	<input type="checkbox"/> GSO	<input type="checkbox"/> DHL	<input type="checkbox"/> Hand Delivered	<input type="checkbox"/> Other
Preservation:	<input checked="" type="checkbox"/> Ice	<input type="checkbox"/> Blue Ice		<input type="checkbox"/> Dry Ice		<input type="checkbox"/> None	
Temp °C: <u>0.4</u>	(uncorrected)	Time: <u>1025</u>			Thermometer ID: IR-4		
Temp °C: <u>0.3</u>	(corrected)	Probe used: Yes <input type="checkbox"/> No <input checked="" type="checkbox"/>					

	YES	NO	NA	
Adequate Sample Volume Received?	/			
Holding Time Acceptable?	/			
Shipping Container(s) Intact?	/			
Shipping Custody Seals Intact?	/			
Shipping Documentation Present?	/			
Airbill	Trk # <u>7717 0161 3324</u>			
Sample Container Intact?	/			
Sample Custody Seals Intact?			/	
Chain of Custody / Sample Documentation Present?	/			
COC Anomaly/Sample Acceptance Form completed?		/	/	
If Chlorinated or Drinking Water Samples, Acceptable Preservation?		FA <u>3/3/18</u> X	/	
Preservation Documented:	<input type="checkbox"/> Na <sub>2</sub> S <sub>2</sub> O <sub>3</sub>	<input type="checkbox"/> Trizma	<input type="checkbox"/> None	Yes <input type="checkbox"/> No <input checked="" type="checkbox"/> NA
Shipping Container	<input checked="" type="checkbox"/> Vista	<input type="checkbox"/> Client	<input checked="" type="checkbox"/> Retain	<input type="checkbox"/> Return <input type="checkbox"/> Dispose

Comments:



March 19, 2018

**Vista Work Order No. 1800410**

Ms. Tiffany Hill  
CH2M Hill  
1100 NE Circle Blvd. Suite 300  
Corvallis, OR 97330

Dear Ms. Hill,

Enclosed are the results for the sample set received at Vista Analytical Laboratory on March 03, 2018. This sample set was analyzed on a rush turn-around time, under your Project Name '695610.04.F1.FS'.

Vista Analytical Laboratory is committed to serving you effectively. If you require additional information, please contact me at 916-673-1520 or by email at [mmaier@vista-analytical.com](mailto:mmaier@vista-analytical.com).

Thank you for choosing Vista as part of your analytical support team.

Sincerely,

Martha Maier  
Laboratory Director



*Vista Analytical Laboratory certifies that the report herein meets all the requirements set forth by NELAP for those applicable test methods. Results relate only to the samples as received by the laboratory. This report should not be reproduced except in full without the written approval of Vista.*

## **Vista Work Order No. 1800410**

### **Case Narrative**

#### **Sample Condition on Receipt:**

Five aqueous samples were received in good condition and within the method temperature requirements. The samples were received and stored securely in accordance with Vista standard operating procedures and EPA methodology. The client requested that sample "WI-AF-IDW-AQ2-030118" be reported separately. This sample will be reported in Vista Work Order 1800433.

#### **Analytical Notes:**

##### **Modified EPA Method 537**

The samples were extracted and analyzed for a selected list of PFAS using Modified EPA Method 537.

##### **Holding Times**

The samples were extracted and analyzed within the method hold times.

##### **Quality Control**

The Initial Calibration and Continuing Calibration Verifications met the method acceptance criteria.

A Method Blank and Laboratory Control Sample (LCS)/Laboratory Control Sample Duplicate (LCSD) were extracted and analyzed with the preparation batch. No analytes were detected in the Method Blank above 1/2 of the LOQ concentrations. The LCS/LCSD recoveries were within the acceptance criteria.

The extracts for all samples and associated QC were re-injected because one or more Injection Internal Standard Analyte response areas were outside of criteria. The results were similar in the second injection. The results from the original injections have been reported.

The labeled standard recoveries for all QC and field samples were within the acceptance criteria.

## TABLE OF CONTENTS

Case Narrative.....	1
Table of Contents.....	3
Sample Inventory.....	4
Analytical Results.....	5
Qualifiers.....	12
Certifications.....	13
Sample Receipt.....	14
Extraction Information.....	16
Sample Data - Modified EPA Method 537.....	21
Continuing Calibration.....	78
ICAL with ICV and IB.....	109

# Sample Inventory Report

<b>Vista Sample ID</b>	<b>Client Sample ID</b>	<b>Sampled</b>	<b>Received</b>	<b>Components/Containers</b>
1800410-01	WI-AF-FB01-030118	01-Mar-18 11:00	03-Mar-18 10:15	HDPE Bottle, 125 mL HDPE Bottle, 125 mL
1800410-02	WI-AF-MW-615-0318	01-Mar-18 11:40	03-Mar-18 10:15	HDPE Bottle, 125 mL HDPE Bottle, 125 mL
1800410-03	WI-AF-EB01-030118	01-Mar-18 14:00	03-Mar-18 10:15	HDPE Bottle, 125 mL HDPE Bottle, 125 mL
1800410-04	WI-AF-MW-611-0318	01-Mar-18 15:20	03-Mar-18 10:15	HDPE Bottle, 125 mL HDPE Bottle, 125 mL
1800410-05	WI-AF-IDW-AQ2-030118	01-Mar-18 16:40	03-Mar-18 10:15	HDPE Bottle, 125 mL HDPE Bottle, 125 mL

## **ANALYTICAL RESULTS**

**Sample ID: Method Blank** **Modified EPA Method 537**

<b>Client Data</b>				<b>Laboratory Data</b>			
Name:	CH2M Hill	Matrix:	Aqueous	Lab Sample:	B8C0085-BLK1	Column:	BEH C18
Project:	695610.04.F1.FS						

Analyte	Conc. (ng/L)	DL	LOD	LOQ	Qualifiers	Batch	Extracted	Samp Size	Analyzed	Dilution
PFBS	ND	1.79	5.00	8.00		B8C0085	14-Mar-18	0.125 L	16-Mar-18 03:03	1
PFHxA	ND	2.18	5.00	8.00		B8C0085	14-Mar-18	0.125 L	16-Mar-18 03:03	1
PFHpA	ND	0.591	5.00	8.00		B8C0085	14-Mar-18	0.125 L	16-Mar-18 03:03	1
PFHxS	ND	0.947	5.00	8.00		B8C0085	14-Mar-18	0.125 L	16-Mar-18 03:03	1
PFOA	ND	0.651	5.00	8.00		B8C0085	14-Mar-18	0.125 L	16-Mar-18 03:03	1
PFOS	ND	0.807	5.00	8.00		B8C0085	14-Mar-18	0.125 L	16-Mar-18 03:03	1
PFNA	ND	0.810	5.00	8.00		B8C0085	14-Mar-18	0.125 L	16-Mar-18 03:03	1
PFDA	ND	1.49	5.00	8.00		B8C0085	14-Mar-18	0.125 L	16-Mar-18 03:03	1
MeFOSAA	ND	1.65	5.00	8.00		B8C0085	14-Mar-18	0.125 L	16-Mar-18 03:03	1
PFOA	ND	1.05	5.00	8.00		B8C0085	14-Mar-18	0.125 L	16-Mar-18 03:03	1
EtFOSAA	ND	1.37	5.00	8.00		B8C0085	14-Mar-18	0.125 L	16-Mar-18 03:03	1
PFOA	ND	0.792	5.00	8.00		B8C0085	14-Mar-18	0.125 L	16-Mar-18 03:03	1
PFOA	ND	0.494	5.00	8.00		B8C0085	14-Mar-18	0.125 L	16-Mar-18 03:03	1
PFOA	ND	0.755	5.00	8.00		B8C0085	14-Mar-18	0.125 L	16-Mar-18 03:03	1

Labeled Standards	Type	% Recovery	Limits	Qualifiers	Batch	Extracted	Samp Size	Analyzed	Dilution
13C3-PFBS	IS	99.6	50 - 150		B8C0085	14-Mar-18	0.125 L	16-Mar-18 03:03	1
13C2-PFHxA	IS	96.7	50 - 150		B8C0085	14-Mar-18	0.125 L	16-Mar-18 03:03	1
13C4-PFHpA	IS	93.3	50 - 150		B8C0085	14-Mar-18	0.125 L	16-Mar-18 03:03	1
18O2-PFHxS	IS	88.7	50 - 150		B8C0085	14-Mar-18	0.125 L	16-Mar-18 03:03	1
13C2-PFOA	IS	99.5	50 - 150		B8C0085	14-Mar-18	0.125 L	16-Mar-18 03:03	1
13C8-PFOS	IS	92.5	50 - 150		B8C0085	14-Mar-18	0.125 L	16-Mar-18 03:03	1
13C5-PFNA	IS	85.3	50 - 150		B8C0085	14-Mar-18	0.125 L	16-Mar-18 03:03	1
13C2-PFDA	IS	80.1	50 - 150		B8C0085	14-Mar-18	0.125 L	16-Mar-18 03:03	1
d3-MeFOSAA	IS	76.9	50 - 150		B8C0085	14-Mar-18	0.125 L	16-Mar-18 03:03	1
13C2-PFOA	IS	66.3	50 - 150		B8C0085	14-Mar-18	0.125 L	16-Mar-18 03:03	1
d5-EtFOSAA	IS	67.1	50 - 150		B8C0085	14-Mar-18	0.125 L	16-Mar-18 03:03	1
13C2-PFOA	IS	68.4	50 - 150		B8C0085	14-Mar-18	0.125 L	16-Mar-18 03:03	1
13C2-PFOA	IS	75.9	50 - 150		B8C0085	14-Mar-18	0.125 L	16-Mar-18 03:03	1

DL - Detection Limit

LOD - Limit of Detection  
LOQ - Limit of quantitation

LCL-UCL- Lower control limit - upper control limit  
Results reported to the DL.

When reported, PFHxS, PFOA and PFOS include both linear and branched isomers.  
Only the linear isomer is reported for all other analytes.

LCS/LCSD Results

Modified EPA Method 537

Matrix: Aqueous  
Sample Size: 0.125 L

QC Batch: B8C0085  
Date Extracted: 14-Mar-2018 10:16

Lab Sample: B8C0085-BS1/B8C0085-BSD1  
Date Analyzed: 16-Mar-18 02:52 Column: BEH C18  
16-Mar-18 02:40 Column: BEH C18

Analyte	LCS-%R	LCSD-%R	RPD	Labeled Standard	LCS-%R	LCSD-%R
PFBS	104	97.8	6.35	IS 13C3-PFBS	117	118
PFHxA	103	98.1	5.17	IS 13C2-PFHxA	92.8	96.1
PFHpA	104	99.9	4.20	IS 13C4-PFHpA	100	95.7
PFHxS	115	99.6	14.7	IS 18O2-PFHxS	87.0	91.3
PFOA	110	95.5	14.3	IS 13C2-PFOA	107	81.3
PFOS	107	96.5	10.4	IS 13C8-PFOS	82.7	101
PFNA	94.1	96.7	2.76	IS 13C5-PFNA	81.9	89.7
PFDA	106	88.6	18.3	IS 13C2-PFDA	85.0	80.2
MeFOSAA	98.7	102	3.65	IS d3-MeFOSAA	79.3	73.0
PFUnA	86.0	97.8	12.9	IS 13C2-PFUnA	89.5	75.1
EtFOSAA	109	94.7	13.9	IS d5-EtFOSAA	81.8	84.5
PFDoA	107	107	0.138	IS 13C2-PFDoA	80.9	84.7
PFTTrDA	114	94.6	18.8	IS 13C2-PFTeDA	100	89.8
PFTeDA	90.1	91.9	1.97			

LCL-UCL - Lower control limit - upper control limit

**Sample ID: WI-AF-FB01-030118**

**Modified EPA Method 537**

Client Data				Laboratory Data			
Name:	CH2M Hill	Matrix:	Aqueous	Lab Sample:	1800410-01	Column:	BEH C18
Project:	695610.04.F1.FS	Date Collected:	01-Mar-18 11:00	Date Received:	03-Mar-18 10:15		
Location:	Field Blank						

Analyte	Conc. (ng/L)	DL	LOD	LOQ	Qualifiers	Batch	Extracted	Samp Size	Analyzed	Dilution
PFBS	ND	1.91	5.34	8.55		B8C0085	14-Mar-18	0.117 L	16-Mar-18 05:43	1
PFHxA	ND	2.33	5.34	8.55		B8C0085	14-Mar-18	0.117 L	16-Mar-18 05:43	1
PFHpA	ND	0.632	5.34	8.55		B8C0085	14-Mar-18	0.117 L	16-Mar-18 05:43	1
PFHxS	ND	1.01	5.34	8.55		B8C0085	14-Mar-18	0.117 L	16-Mar-18 05:43	1
PFOA	ND	0.696	5.34	8.55		B8C0085	14-Mar-18	0.117 L	16-Mar-18 05:43	1
PFOS	ND	0.863	5.34	8.55		B8C0085	14-Mar-18	0.117 L	16-Mar-18 05:43	1
PFNA	ND	0.866	5.34	8.55		B8C0085	14-Mar-18	0.117 L	16-Mar-18 05:43	1
PFDA	ND	1.59	5.34	8.55		B8C0085	14-Mar-18	0.117 L	16-Mar-18 05:43	1
MeFOSAA	ND	1.76	5.34	8.55		B8C0085	14-Mar-18	0.117 L	16-Mar-18 05:43	1
PFOxA	ND	1.12	5.34	8.55		B8C0085	14-Mar-18	0.117 L	16-Mar-18 05:43	1
EtFOSAA	ND	1.46	5.34	8.55		B8C0085	14-Mar-18	0.117 L	16-Mar-18 05:43	1
PFOxA	ND	0.847	5.34	8.55		B8C0085	14-Mar-18	0.117 L	16-Mar-18 05:43	1
PFTeDA	ND	0.528	5.34	8.55		B8C0085	14-Mar-18	0.117 L	16-Mar-18 05:43	1
PFTeDA	ND	0.807	5.34	8.55		B8C0085	14-Mar-18	0.117 L	16-Mar-18 05:43	1

Labeled Standards	Type	% Recovery	Limits	Qualifiers	Batch	Extracted	Samp Size	Analyzed	Dilution
13C3-PFBS	IS	105	50 - 150		B8C0085	14-Mar-18	0.117 L	16-Mar-18 05:43	1
13C2-PFHxA	IS	88.4	50 - 150		B8C0085	14-Mar-18	0.117 L	16-Mar-18 05:43	1
13C4-PFHpA	IS	88.1	50 - 150		B8C0085	14-Mar-18	0.117 L	16-Mar-18 05:43	1
18O2-PFHxS	IS	83.5	50 - 150		B8C0085	14-Mar-18	0.117 L	16-Mar-18 05:43	1
13C2-PFOA	IS	87.1	50 - 150		B8C0085	14-Mar-18	0.117 L	16-Mar-18 05:43	1
13C8-PFOS	IS	91.7	50 - 150		B8C0085	14-Mar-18	0.117 L	16-Mar-18 05:43	1
13C5-PFNA	IS	82.4	50 - 150		B8C0085	14-Mar-18	0.117 L	16-Mar-18 05:43	1
13C2-PFDA	IS	71.0	50 - 150		B8C0085	14-Mar-18	0.117 L	16-Mar-18 05:43	1
d3-MeFOSAA	IS	64.6	50 - 150		B8C0085	14-Mar-18	0.117 L	16-Mar-18 05:43	1
13C2-PFOxA	IS	78.6	50 - 150		B8C0085	14-Mar-18	0.117 L	16-Mar-18 05:43	1
d5-EtFOSAA	IS	71.7	50 - 150		B8C0085	14-Mar-18	0.117 L	16-Mar-18 05:43	1
13C2-PFOxA	IS	62.4	50 - 150		B8C0085	14-Mar-18	0.117 L	16-Mar-18 05:43	1
13C2-PFTeDA	IS	69.4	50 - 150		B8C0085	14-Mar-18	0.117 L	16-Mar-18 05:43	1

DL - Detection Limit

LOD - Limit of Detection  
LOQ - Limit of quantitation

LCL-UCL- Lower control limit - upper control limit  
Results reported to the DL.

When reported, PFHxS, PFOA and PFOS include both linear and branched isomers.  
Only the linear isomer is reported for all other analytes.



**Sample ID: WI-AF-MW-615-0318**

**Modified EPA Method 537**

Client Data				Laboratory Data			
Name:	CH2M Hill	Matrix:	Aqueous	Lab Sample:	1800410-02	Column:	BEH C18
Project:	695610.04.F1.FS	Date Collected:	01-Mar-18 11:40	Date Received:	03-Mar-18 10:15		
Location:	MW-615						

Analyte	Conc. (ng/L)	DL	LOD	LOQ	Qualifiers	Batch	Extracted	Samp Size	Analyzed	Dilution
PFBS	89.1	1.97	5.48	8.80		B8C0085	14-Mar-18	0.114 L	16-Mar-18 05:55	1
PFHxA	51.7	2.40	5.48	8.80		B8C0085	14-Mar-18	0.114 L	16-Mar-18 05:55	1
PFHpA	8.41	0.650	5.48	8.80	J	B8C0085	14-Mar-18	0.114 L	16-Mar-18 05:55	1
PFHxS	123	1.04	5.48	8.80		B8C0085	14-Mar-18	0.114 L	16-Mar-18 05:55	1
PFOA	7.85	0.716	5.48	8.80	J	B8C0085	14-Mar-18	0.114 L	16-Mar-18 05:55	1
PFOS	3.37	0.888	5.48	8.80	J	B8C0085	14-Mar-18	0.114 L	16-Mar-18 05:55	1
PFNA	ND	0.891	5.48	8.80		B8C0085	14-Mar-18	0.114 L	16-Mar-18 05:55	1
PFDA	ND	1.64	5.48	8.80		B8C0085	14-Mar-18	0.114 L	16-Mar-18 05:55	1
MeFOSAA	ND	1.82	5.48	8.80		B8C0085	14-Mar-18	0.114 L	16-Mar-18 05:55	1
PFOA	ND	1.16	5.48	8.80		B8C0085	14-Mar-18	0.114 L	16-Mar-18 05:55	1
EtFOSAA	ND	1.51	5.48	8.80		B8C0085	14-Mar-18	0.114 L	16-Mar-18 05:55	1
PFDaA	ND	0.871	5.48	8.80		B8C0085	14-Mar-18	0.114 L	16-Mar-18 05:55	1
PFTDA	ND	0.543	5.48	8.80		B8C0085	14-Mar-18	0.114 L	16-Mar-18 05:55	1
PFTeDA	ND	0.831	5.48	8.80		B8C0085	14-Mar-18	0.114 L	16-Mar-18 05:55	1

Labeled Standards	Type	% Recovery	Limits	Qualifiers	Batch	Extracted	Samp Size	Analyzed	Dilution
13C3-PFBS	IS	113	50 - 150		B8C0085	14-Mar-18	0.114 L	16-Mar-18 05:55	1
13C2-PFHxA	IS	96.2	50 - 150		B8C0085	14-Mar-18	0.114 L	16-Mar-18 05:55	1
13C4-PFHpA	IS	85.2	50 - 150		B8C0085	14-Mar-18	0.114 L	16-Mar-18 05:55	1
18O2-PFHxS	IS	102	50 - 150		B8C0085	14-Mar-18	0.114 L	16-Mar-18 05:55	1
13C2-PFOA	IS	96.3	50 - 150		B8C0085	14-Mar-18	0.114 L	16-Mar-18 05:55	1
13C8-PFOS	IS	79.0	50 - 150		B8C0085	14-Mar-18	0.114 L	16-Mar-18 05:55	1
13C5-PFNA	IS	82.1	50 - 150		B8C0085	14-Mar-18	0.114 L	16-Mar-18 05:55	1
13C2-PFDA	IS	87.3	50 - 150		B8C0085	14-Mar-18	0.114 L	16-Mar-18 05:55	1
d3-MeFOSAA	IS	87.5	50 - 150		B8C0085	14-Mar-18	0.114 L	16-Mar-18 05:55	1
13C2-PFOA	IS	93.8	50 - 150		B8C0085	14-Mar-18	0.114 L	16-Mar-18 05:55	1
d5-EtFOSAA	IS	84.3	50 - 150		B8C0085	14-Mar-18	0.114 L	16-Mar-18 05:55	1
13C2-PFDaA	IS	78.0	50 - 150		B8C0085	14-Mar-18	0.114 L	16-Mar-18 05:55	1
13C2-PFTeDA	IS	81.0	50 - 150		B8C0085	14-Mar-18	0.114 L	16-Mar-18 05:55	1

DL - Detection Limit

LOD - Limit of Detection  
LOQ - Limit of quantitation

LCL-UCL- Lower control limit - upper control limit  
Results reported to the DL.

When reported, PFHxS, PFOA and PFOS include both linear and branched isomers.  
Only the linear isomer is reported for all other analytes.

**Sample ID: WI-AF-EB01-030118**

**Modified EPA Method 537**

Client Data				Laboratory Data			
Name:	CH2M Hill	Matrix:	Aqueous	Lab Sample:	1800410-03	Column:	BEH C18
Project:	695610.04.F1.FS	Date Collected:	01-Mar-18 14:00	Date Received:	03-Mar-18 10:15		
Location:	Equipment Blank						

Analyte	Conc. (ng/L)	DL	LOD	LOQ	Qualifiers	Batch	Extracted	Samp Size	Analyzed	Dilution
PFBS	ND	1.97	5.48	8.80		B8C0085	14-Mar-18	0.114 L	16-Mar-18 06:06	1
PFHxA	ND	2.40	5.48	8.80		B8C0085	14-Mar-18	0.114 L	16-Mar-18 06:06	1
PFHpA	ND	0.650	5.48	8.80		B8C0085	14-Mar-18	0.114 L	16-Mar-18 06:06	1
PFHxS	ND	1.04	5.48	8.80		B8C0085	14-Mar-18	0.114 L	16-Mar-18 06:06	1
PFOA	ND	0.716	5.48	8.80		B8C0085	14-Mar-18	0.114 L	16-Mar-18 06:06	1
PFOS	ND	0.888	5.48	8.80		B8C0085	14-Mar-18	0.114 L	16-Mar-18 06:06	1
PFNA	ND	0.891	5.48	8.80		B8C0085	14-Mar-18	0.114 L	16-Mar-18 06:06	1
PFDA	ND	1.64	5.48	8.80		B8C0085	14-Mar-18	0.114 L	16-Mar-18 06:06	1
MeFOSAA	ND	1.81	5.48	8.80		B8C0085	14-Mar-18	0.114 L	16-Mar-18 06:06	1
PFOxA	ND	1.15	5.48	8.80		B8C0085	14-Mar-18	0.114 L	16-Mar-18 06:06	1
EtFOSAA	ND	1.51	5.48	8.80		B8C0085	14-Mar-18	0.114 L	16-Mar-18 06:06	1
PFOxA	ND	0.871	5.48	8.80		B8C0085	14-Mar-18	0.114 L	16-Mar-18 06:06	1
PFTeDA	ND	0.543	5.48	8.80		B8C0085	14-Mar-18	0.114 L	16-Mar-18 06:06	1
PFTeDA	ND	0.830	5.48	8.80		B8C0085	14-Mar-18	0.114 L	16-Mar-18 06:06	1

Labeled Standards	Type	% Recovery	Limits	Qualifiers	Batch	Extracted	Samp Size	Analyzed	Dilution
13C3-PFBS	IS	109	50 - 150		B8C0085	14-Mar-18	0.114 L	16-Mar-18 06:06	1
13C2-PFHxA	IS	99.5	50 - 150		B8C0085	14-Mar-18	0.114 L	16-Mar-18 06:06	1
13C4-PFHpA	IS	93.8	50 - 150		B8C0085	14-Mar-18	0.114 L	16-Mar-18 06:06	1
18O2-PFHxS	IS	89.8	50 - 150		B8C0085	14-Mar-18	0.114 L	16-Mar-18 06:06	1
13C2-PFOA	IS	86.6	50 - 150		B8C0085	14-Mar-18	0.114 L	16-Mar-18 06:06	1
13C8-PFOS	IS	106	50 - 150		B8C0085	14-Mar-18	0.114 L	16-Mar-18 06:06	1
13C5-PFNA	IS	89.0	50 - 150		B8C0085	14-Mar-18	0.114 L	16-Mar-18 06:06	1
13C2-PFDA	IS	79.5	50 - 150		B8C0085	14-Mar-18	0.114 L	16-Mar-18 06:06	1
d3-MeFOSAA	IS	63.3	50 - 150		B8C0085	14-Mar-18	0.114 L	16-Mar-18 06:06	1
13C2-PFOxA	IS	71.2	50 - 150		B8C0085	14-Mar-18	0.114 L	16-Mar-18 06:06	1
d5-EtFOSAA	IS	62.1	50 - 150		B8C0085	14-Mar-18	0.114 L	16-Mar-18 06:06	1
13C2-PFOxA	IS	58.5	50 - 150		B8C0085	14-Mar-18	0.114 L	16-Mar-18 06:06	1
13C2-PFTeDA	IS	67.0	50 - 150		B8C0085	14-Mar-18	0.114 L	16-Mar-18 06:06	1

DL - Detection Limit

LOD - Limit of Detection  
LOQ - Limit of quantitation

LCL-UCL- Lower control limit - upper control limit  
Results reported to the DL.

When reported, PFHxS, PFOA and PFOS include both linear and branched isomers.  
Only the linear isomer is reported for all other analytes.

**Sample ID: WI-AF-MW-611-0318**

**Modified EPA Method 537**

Client Data				Laboratory Data			
Name:	CH2M Hill	Matrix:	Aqueous	Lab Sample:	1800410-04	Column:	BEH C18
Project:	695610.04.F1.FS	Date Collected:	01-Mar-18 15:20	Date Received:	03-Mar-18 10:15		
Location:	MW-611						

Analyte	Conc. (ng/L)	DL	LOD	LOQ	Qualifiers	Batch	Extracted	Samp Size	Analyzed	Dilution
PFBS	ND	2.02	5.63	9.05		B8C0085	14-Mar-18	0.111 L	16-Mar-18 06:18	1
PFHxA	ND	2.47	5.63	9.05		B8C0085	14-Mar-18	0.111 L	16-Mar-18 06:18	1
PFHpA	ND	0.669	5.63	9.05		B8C0085	14-Mar-18	0.111 L	16-Mar-18 06:18	1
PFHxS	ND	1.07	5.63	9.05		B8C0085	14-Mar-18	0.111 L	16-Mar-18 06:18	1
PFOA	ND	0.736	5.63	9.05		B8C0085	14-Mar-18	0.111 L	16-Mar-18 06:18	1
PFOS	ND	0.913	5.63	9.05		B8C0085	14-Mar-18	0.111 L	16-Mar-18 06:18	1
PFNA	ND	0.916	5.63	9.05		B8C0085	14-Mar-18	0.111 L	16-Mar-18 06:18	1
PFDA	ND	1.69	5.63	9.05		B8C0085	14-Mar-18	0.111 L	16-Mar-18 06:18	1
MeFOSAA	ND	1.87	5.63	9.05		B8C0085	14-Mar-18	0.111 L	16-Mar-18 06:18	1
PFOxA	ND	1.19	5.63	9.05		B8C0085	14-Mar-18	0.111 L	16-Mar-18 06:18	1
EtFOSAA	ND	1.55	5.63	9.05		B8C0085	14-Mar-18	0.111 L	16-Mar-18 06:18	1
PFOxA	ND	0.896	5.63	9.05		B8C0085	14-Mar-18	0.111 L	16-Mar-18 06:18	1
PFTDA	ND	0.559	5.63	9.05		B8C0085	14-Mar-18	0.111 L	16-Mar-18 06:18	1
PFTeDA	ND	0.854	5.63	9.05		B8C0085	14-Mar-18	0.111 L	16-Mar-18 06:18	1

Labeled Standards	Type	% Recovery	Limits	Qualifiers	Batch	Extracted	Samp Size	Analyzed	Dilution
13C3-PFBS	IS	93.7	50 - 150		B8C0085	14-Mar-18	0.111 L	16-Mar-18 06:18	1
13C2-PFHxA	IS	96.6	50 - 150		B8C0085	14-Mar-18	0.111 L	16-Mar-18 06:18	1
13C4-PFHpA	IS	91.3	50 - 150		B8C0085	14-Mar-18	0.111 L	16-Mar-18 06:18	1
18O2-PFHxS	IS	86.9	50 - 150		B8C0085	14-Mar-18	0.111 L	16-Mar-18 06:18	1
13C2-PFOA	IS	89.8	50 - 150		B8C0085	14-Mar-18	0.111 L	16-Mar-18 06:18	1
13C8-PFOS	IS	89.2	50 - 150		B8C0085	14-Mar-18	0.111 L	16-Mar-18 06:18	1
13C5-PFNA	IS	90.3	50 - 150		B8C0085	14-Mar-18	0.111 L	16-Mar-18 06:18	1
13C2-PFDA	IS	79.9	50 - 150		B8C0085	14-Mar-18	0.111 L	16-Mar-18 06:18	1
d3-MeFOSAA	IS	71.2	50 - 150		B8C0085	14-Mar-18	0.111 L	16-Mar-18 06:18	1
13C2-PFOxA	IS	81.1	50 - 150		B8C0085	14-Mar-18	0.111 L	16-Mar-18 06:18	1
d5-EtFOSAA	IS	78.6	50 - 150		B8C0085	14-Mar-18	0.111 L	16-Mar-18 06:18	1
13C2-PFOxA	IS	87.3	50 - 150		B8C0085	14-Mar-18	0.111 L	16-Mar-18 06:18	1
13C2-PFTeDA	IS	90.0	50 - 150		B8C0085	14-Mar-18	0.111 L	16-Mar-18 06:18	1

DL - Detection Limit

LOD - Limit of Detection  
LOQ - Limit of quantitation

LCL-UCL- Lower control limit - upper control limit  
Results reported to the DL.

When reported, PFHxS, PFOA and PFOS include both linear and branched isomers.  
Only the linear isomer is reported for all other analytes.

## **DATA QUALIFIERS & ABBREVIATIONS**

<b>B</b>	<b>This compound was also detected in the method blank.</b>
<b>D</b>	<b>Dilution</b>
<b>E</b>	<b>The associated compound concentration exceeded the calibration range of the instrument.</b>
<b>H</b>	<b>Recovery and/or RPD was outside laboratory acceptance limits.</b>
<b>I</b>	<b>Chemical Interference</b>
<b>J</b>	<b>The amount detected is below the Reporting Limit/LOQ.</b>
<b>M</b>	<b>Estimated Maximum Possible Concentration. (CA Region 2 projects only)</b>
<b>*</b>	<b>See Cover Letter</b>
<b>Conc.</b>	<b>Concentration</b>
<b>NA</b>	<b>Not applicable</b>
<b>ND</b>	<b>Not Detected</b>
<b>TEQ</b>	<b>Toxic Equivalency</b>
<b>U</b>	<b>Not Detected (specific projects only)</b>

**Unless otherwise noted, solid sample results are reported in dry weight. Tissue samples are reported in wet weight.**

## CERTIFICATIONS

<b>Accrediting Authority</b>	<b>Certificate Number</b>
Alaska Department of Environmental Conservation	17-013
Arkansas Department of Environmental Quality	17-015-0
California Department of Health – ELAP	2892
DoD ELAP - A2LA Accredited - ISO/IEC 17025:2005	3091.01
Florida Department of Health	E87777-18
Hawaii Department of Health	N/A
Louisiana Department of Environmental Quality	01977
Maine Department of Health	2016026
Minnesota Department of Health	1322288
New Hampshire Environmental Accreditation Program	207717
New Jersey Department of Environmental Protection	CA003
New York Department of Health	11411
Oregon Laboratory Accreditation Program	4042-008
Pennsylvania Department of Environmental Protection	014
Texas Commission on Environmental Quality	T104704189-17-8
Virginia Department of General Services	9077
Washington Department of Ecology	C584
Wisconsin Department of Natural Resources	998036160

*Current certificates and lists of licensed parameters are located in the Quality Assurance office and are available upon request.*



CTO-4041

**CHAIN OF CUSTODY**

**For Laboratory Use Only**  
 Work Order #: 1800410 Temp: 0.3 °C  
 Storage ID: WR-2 Storage Secured: Yes  No

Project ID: 695610.04.FI.FS PO#: NASWI: Ault Field Sampler: Shannon Fitzsimmons  
 (name)

TAT Standard:  21 days  
 (check one): Rush (surcharge may apply)  
 14 days  7 days Specify: 10 day

Invoice to: Name Shannon Fitzsimmons Company Summa Health Address 03/02/18 City Jan Arquette State OH Ph# 03/02/18 Fax# 1027  
 Relinquished by (printed name and signature) \_\_\_\_\_ Date \_\_\_\_\_ Time \_\_\_\_\_ Received by (printed name and signature) \_\_\_\_\_ Date \_\_\_\_\_ Time \_\_\_\_\_

Relinquished by (printed name and signature) \_\_\_\_\_ Date \_\_\_\_\_ Time \_\_\_\_\_ Received by (printed name and signature) \_\_\_\_\_ Date \_\_\_\_\_ Time \_\_\_\_\_

SHIP TO: Vista Analytical Laboratory  
 1104 Windfield Way  
 El Dorado Hills, CA 95762  
 (916) 673-1520 \* Fax (916) 673-0106  
 Method of Shipment: FedEx  
 Tracking No.: \_\_\_\_\_  
 ATTN: \_\_\_\_\_

Sample ID	Date	Time	Location/Sample Description	Add Analysis(es) Requested										Comments			
				Quantity	Type	Matrix	PFDA/PFOA	UCMR3 PFAS List 6	537 List: 14	Full List of 26	Other: Please List Below	Mod. EPA Method 537	EPA Method 537(DW only)				
WI-AF-FB01-030118	03/01/18	11:00	Field Blank	2	PAQ												
WI-AF-MW-615-0318	03/01/18	11:40	MW-615	1													
WI-AF-EB01-030118	03/01/18	14:00	Equipment Blank	1													
WI-AF-MW-611-0318	03/01/18	15:20	MW-611	1													
WI-AF-IDW-AQ2-030118	03/01/18	16:40	Baker Tank SY27334L	1													(2) unpres. 125mL polys per sample. 10 bottles total.
			Moved to														

Special Instructions/Comments: (A) Vista work order 1800433 per client email SR  
Rebecca Mico CH2M  
1100 112th Ave Suite 500  
Bellevue, WA, 98004  
(425) 698-9394

Name: Tiffany Hill  
 Company: CH2M  
 Address: 1100 NE Circle Blvd. Suite 300  
 City: Corvallis State: OR Zip: 97330  
 Phone: (541) 768-3109 Fax: \_\_\_\_\_  
 Email: Tiffany.hill@ch2m.com

Container Types: P= HDPE, PJ= HDPE Jar      Bottle Preservation Type: T = Thiosulfate,      Matrix Types: AQ = Aqueous, DW = Drinking Water, EF = Effluent, PP = Pulp/Paper, SD = Sediment,  
 O = Other: \_\_\_\_\_      TZ = Trizma: \_\_\_\_\_      SL = Sludge, SO = Soil, WW = Wastewater, B = Blood/Serum, O = Other: \_\_\_\_\_

### Sample Log-in Checklist

 Vista Work Order #: 1800410 TAT 10

Samples Arrival:	Date/Time <u>03/03/18 1015</u>	Initials: <u>IA</u>	Location: <u>WR-2</u> Shelf/Rack: <u>N/A</u>
Logged In:	Date/Time <u>03/03/18 1251</u>	Initials: <u>IA</u>	Location: <u>WR-2</u> Shelf/Rack: <u>E-4</u>
Delivered By:	<input checked="" type="checkbox"/> FedEx	<input type="checkbox"/> UPS	<input type="checkbox"/> On Trac
	<input type="checkbox"/> GSO	<input type="checkbox"/> DHL	<input type="checkbox"/> Hand Delivered
	<input type="checkbox"/> Other		
Preservation:	<input checked="" type="checkbox"/> Ice	<input type="checkbox"/> Blue Ice	<input type="checkbox"/> Dry Ice
	<input type="checkbox"/> None		
Temp °C: <u>0.4</u> (uncorrected)	Time: <u>1025</u>	Thermometer ID: IR-4	
Temp °C: <u>0.3</u> (corrected)	Probe used: Yes <input type="checkbox"/> No <input checked="" type="checkbox"/>		

	YES	NO	NA
Adequate Sample Volume Received?	/		
Holding Time Acceptable?	/		
Shipping Container(s) Intact?	/		
Shipping Custody Seals Intact?	/		
Shipping Documentation Present?	/		
Airbill	Trk # <u>7717 0161 3324</u>		
Sample Container Intact?	/		
Sample Custody Seals Intact?			/
Chain of Custody / Sample Documentation Present?	/		
COC Anomaly/Sample Acceptance Form completed?		/	/
If Chlorinated or Drinking Water Samples, Acceptable Preservation?		/	/
Preservation Documented:	<input type="checkbox"/> Na <sub>2</sub> S <sub>2</sub> O <sub>3</sub>	<input type="checkbox"/> Trizma	<input type="checkbox"/> None
	<input type="checkbox"/> Yes	<input type="checkbox"/> No	<input checked="" type="checkbox"/> NA
Shipping Container	<input checked="" type="checkbox"/> Vista	<input type="checkbox"/> Client	<input checked="" type="checkbox"/> Retain
	<input type="checkbox"/> Return	<input type="checkbox"/> Dispose	

Comments:

## **EXTRACTION INFORMATION**



Process Sheet  
**Workorder: 1800410**

*Rx*

Prep Expiration: 2018-Mar-15  
 Client: CH2M Hill

**Workorder Due: 15-Mar-18 00:00**  
 TAT: 12

Method: **537M PFAS DOD (LOQ as mRL)**  
 Matrix: **Aqueous**

Prep Batch: B8C0085

Version: 537 (14 Analyte)  
**DoD: DoD QSM 5.1**

Prep Data Entered: AR 3/15/18  
Date and Initials

Initial Sequence: \_\_\_\_\_

LabSampID	A/B	Prep Rec	Spike Rec	ClientSampleID	Comments	Location	Container
1800410-01	<i>B</i>	<input checked="" type="checkbox"/>	<input checked="" type="checkbox"/>	WI-AF-FB01-030118		WR-2 E-4	HDPE Bottle, 125 mL
1800410-02	<i>↓</i>	<input checked="" type="checkbox"/>	<input checked="" type="checkbox"/>	WI-AF-MW-615-0318		WR-2 E-4	HDPE Bottle, 125 mL
1800410-03	<i>↓</i>	<input checked="" type="checkbox"/>	<input checked="" type="checkbox"/>	WI-AF-EB01-030118		WR-2 E-4	HDPE Bottle, 125 mL
1800410-04	<i>↓</i>	<input checked="" type="checkbox"/>	<input checked="" type="checkbox"/>	WI-AF-MW-611-0318		WR-2 E-4	HDPE Bottle, 125 mL

Pre-Prep Check Out: MA 03/14/18  
 Pre-Prep Check In: N/A

Prep Check Out: N/A  
 Prep Check In: N/A

Prep Reconciled Initials/Date: MA 03/14/18  
 Spike Reconciled Initials/Date: HN 3/14/18  
 VialBoxID: GWR

**PREPARATION BENCH SHEET**

Matrix: Aqueous

Method: 537M PFAS DOD (LOQ as mL)

B8C0085

Chemist: HIN

Prep Date/Time: 14-Mar-18 ~~07:11~~

10:16  
HN 3/14/18

Prepared using: LCMS - SPE Extraction-LCMS

		Date/Initials: <u>03/14/18 MA</u>				BalanceID: <u>HRMS-8</u>					
Cen	VISTA Sample ID	pH Before	pH After	Chlorine (Cl)	Drops HCl Added	Bottle + Sample (g)	Bottle Only (g)	Sample Amt. (L)	IS/NS CHEM/WIT DATE	SPE	RS CHEM/WIT DATE
<input type="checkbox"/>	B8C0085-BLK1 (A)	5	2	0	3	NA	NA	(0.125)	HIN MA 3/14/18	MA 3/14/18	HIN MA 3/14/18
<input type="checkbox"/>	B8C0085-BS1	5	2	0	3	↓	↓	↓	↓	↓	↓
<input type="checkbox"/>	B8C0085-BSD1	5	2	0	3	↓	↓	↓	↓	↓	↓
<input checked="" type="checkbox"/>	1800386-04RE1 (D)	6	2	0	3	142.74	27.02	0.11572	↓	↓	↓
<input checked="" type="checkbox"/>	1800386-05RE1	6	2	0	5	143.68	26.94	0.11674	↓	↓	↓
<input type="checkbox"/>	1800402-01RE1	7	2	0	3	138.45	26.75	0.11170	↓	↓	↓
<input type="checkbox"/>	1800402-02RE1	7	2	0	3	146.41	26.69	0.11972	↓	↓	↓
<input type="checkbox"/>	1800402-03RE1	7	2	0	3	144.02	26.73	0.11729	↓	↓	↓
<input type="checkbox"/>	1800402-04RE1	7	2	0	3	145.36	26.64	0.11872	↓	↓	↓
<input type="checkbox"/>	1800402-05RE1	7	2	0	3	144.28	26.73	0.11755	↓	↓	↓
<input type="checkbox"/>	1800404-01RE1	7	2	0	7	144.13	26.74	0.11739	↓	↓	↓
<input type="checkbox"/>	1800404-02RE1	7	2	0	7	144.62	26.65	0.11797	↓	↓	↓
<input type="checkbox"/>	1800404-03RE1	7	2	0	7	145.70	26.67	0.11903	↓	↓	↓
<input type="checkbox"/>	1800406-01RE1	5	2	0	3	139.45	26.74	0.11271	↓	↓	↓
<input type="checkbox"/>	1800406-02RE1	7	2	0	3	147.63	26.72	0.12091	↓	↓	↓
<input type="checkbox"/>	1800406-03RE1	7	2	0	3	145.15	26.72	0.11843	↓	↓	↓

IS: <u>18B2203, 10mL (V7)</u> IS SUP: <u>N/A</u> NS: <u>18C1302, 10mL (V5)</u> RS: <u>18B2206, 10mL (V6)</u>	SPE Chem: <u>Strata X-AW 33um 200mg/6mL</u> Ele SOLV: <u>0.5% NH4OH in MeOH, MeOH</u> Final Volume(s) <u>1 mL</u>	Notes: (A) 0.625g Trizma added MA 03/14/18 (D) Nitrogen line and full vacuum used when 75mL of sample left in bottle MA 03/14/18
---	---	---

Comments: Assume 1 g = 1 mL  
Cen = Centrifuged

PREPARATION BENCH SHEET

Matrix: Aqueous

Method: 537M PFAS DOD (LOQ as mRL)

B8C0085

Chemist: HN

Prep Date/Time: ~~08-Mar-18 09:00~~

3/14/18 10:16

HN 3/14/18

Prepared using: LCMS - SPE Extraction-LCMS

		Date/Initials: 03/14/18 MA			BalanceID: HRMS-8						
Cen	VISTA Sample ID	pH Before	pH After	Chlorine (Cl)	Drops HCl Added	Bottle + Sample (g)	Bottle Only (g)	Sample Amt. (L)	IS/NS CHEM/WIT DATE	SPE	RS CHEM/WIT DATE
<input type="checkbox"/>	1800410-01RE1	5	2	0	3	143.53	26.59	0.11694	HN MA 3/14/18	MA 3/14/18	HN MA 3/14/18
<input type="checkbox"/>	1800410-02RE1	6	2	0	5	140.28	26.66	0.11362	↓	↓	↓
<input type="checkbox"/>	1800410-03RE1	5	2	0	3	140.38	26.73	0.11365	↓	↓	↓
<input type="checkbox"/>	1800410-04RE1	6	2	0	3	137.17	26.67	0.11050	↓	↓	↓
<input checked="" type="checkbox"/>	1800433-01RE1 E (B)(C)	6	2	0	3	142.73	26.94	0.11579	↓	↓	↓

IS: 18B2203, 10mL (V7)(M)	SPE Chem: Strata X-AW 33um <sup>200um</sup> to mL	Notes: (B) Centrifuged three times MA 03/14/18 (C) split sample into 4 cartridges MA 03/14/18 (E) Sample eluted into and blown down to ~0.5 mL. Sample was then recombined into original test tube using MeOH to transfer completely on 3-14-18 FR 3-15-18
IS SUP: N/A	Ele SOLV: 0.5% NH <sub>4</sub> OH in MeOH, MeOH	
NS: 18C1302, 10mL (V5)	Final Volume(s) 1 mL	
RS: 18B2206, 10mL (V6)		

Comments: Assume 1 g = 1 mL

Cen = Centrifuged

LabNumber	WetWeight (Initial)	% Solids (Extraction Solids)	DryWeight	Final	Extracted	Ext By	Spike	SpikeAmount	ClientMatrix	Analysis
1800386-04RE1	0.11572 ✓	NA	NA	1000	14-Mar-18 10:16	HN			Aqueous	537M PFAS DOD (LOQ as
1800386-05RE1	0.11674 ✓			1000	14-Mar-18 10:16	HN			Aqueous	537M PFAS DOD (LOQ as
1800402-01RE1	0.1117 ✓			1000	14-Mar-18 10:16	HN			QC Water	537M PFAS DOD (LOQ as
1800402-02RE1	0.11972 ✓			1000	14-Mar-18 10:16	HN			QC Water	537M PFAS DOD (LOQ as
1800402-03RE1	0.11729 ✓			1000	14-Mar-18 10:16	HN			QC Water	537M PFAS DOD (LOQ as
1800402-04RE1	0.11872 ✓			1000	14-Mar-18 10:16	HN			QC Water	537M PFAS DOD (LOQ as
1800402-05RE1	0.11755 ✓			1000	14-Mar-18 10:16	HN			QC Water	537M PFAS DOD (LOQ as
1800404-01RE1	0.11739 ✓			1000	14-Mar-18 10:16	HN			Potable Water	537M PFAS DOD (LOQ as
1800404-02RE1	0.11797 ✓			1000	14-Mar-18 10:16	HN			Potable Water	537M PFAS DOD (LOQ as
1800404-03RE1	0.11903 ✓			1000	14-Mar-18 10:16	HN			Potable Water	537M PFAS DOD (LOQ as
1800406-01RE1	0.11271 ✓			1000	14-Mar-18 10:16	HN			QC Water	537M PFAS DOD (LOQ as
1800406-02RE1	0.12091 ✓			1000	14-Mar-18 10:16	HN			QC Water	537M PFAS DOD (LOQ as
1800406-03RE1	0.11843 ✓			1000	14-Mar-18 10:16	HN			QC Water	537M PFAS DOD (LOQ as
1800410-01RE1	0.11694 ✓			1000	14-Mar-18 10:16	HN			Aqueous	537M PFAS DOD (LOQ as
1800410-02RE1	0.11362 ✓			1000	14-Mar-18 10:16	HN			Aqueous	537M PFAS DOD (LOQ as
1800410-03RE1	0.11365 ✓			1000	14-Mar-18 10:16	HN			Aqueous	537M PFAS DOD (LOQ as
1800410-04RE1	0.1105 ✓			1000	14-Mar-18 10:16	HN			Aqueous	537M PFAS DOD (LOQ as
1800433-01RE1	0.11579 ✓			1000	14-Mar-18 10:16	HN			Aqueous	537M PFAS DOD (LOQ as
B8C0085-BLK1	0.125 ✓			1000	14-Mar-18 10:16	HN				QC
B8C0085-BS1	0.125 ✓			1000	14-Mar-18 10:16	HN	18C1302 ✓	10 ✓		QC
B8C0085-BSD1	0.125 ✓			1000	14-Mar-18 10:16	HN	18C1302 ✓	10 ✓		QC

AR 03/15/18

**SAMPLE DATA – MODIFIED EPA METHOD 537**

Dataset: F:\Projects\PFAS.PRO\Results\180315M1\180315M1-34.qld

Last Altered: Friday, March 16, 2018 13:53:17 Pacific Daylight Time

Printed: Friday, March 16, 2018 13:53:28 Pacific Daylight Time

Method: F:\Projects\PFAS.PRO\MethDB\PFAS\_FULL\_80C\_031418.mdb 16 Mar 2018 12:56:28

Calibration: F:\Projects\PFAS.PRO\CurveDB\C18\_VAL-PFAS\_Q4\_03-15-18-FULL.cdb 16 Mar 2018 10:07:42

Name: 180315M1\_34, Date: 16-Mar-2018, Time: 03:03:33, ID: B8C0085-BLK1 Method Blank 0.125, Description: Method Blank

	# Name	Trace	Area	IS Area	Wt./Vol.	RRF	Pred.RT	RT	y Axis Resp.	Conc.	%Rec
1	3 PFBS	299.0 > 79.7		5.87e2	0.125		3.11				
2	5 PFHxA	313.2 > 268.9		1.63e3	0.125		3.62				
3	7 PFHpA	363.0 > 318.9		3.87e3	0.125		4.25				
4	8 L-PFHxS	398.9 > 79.6		4.24e2	0.125		4.18				
5	11 L-PFOA	413 > 368.7		5.29e3	0.125		4.60				
6	14 PFNA	463.0 > 418.8		5.33e3	0.125		5.18				
7	16 L-PFOS	499 > 79.9		1.10e3	0.125		5.26				
8	18 PFDA	513 > 468.8		4.86e3	0.125		5.55				
9	21 N-MeFOSAA	570.1 > 419		2.27e3	0.125		5.69				
10	22 N-EtFOSAA	584.2 > 419		2.17e3	0.125		5.85				
11	23 PFUdA	563.0 > 518.9		4.46e3	0.125		5.87				

Dataset: F:\Projects\PFAS.PRO\Results\180315M1\180315M1-34.qld

Last Altered: Friday, March 16, 2018 13:53:17 Pacific Daylight Time

Printed: Friday, March 16, 2018 13:53:36 Pacific Daylight Time

Method: F:\Projects\PFAS.PRO\MethDB\PFAS\_FULL\_80C\_031418.mdb 16 Mar 2018 12:56:28

Calibration: F:\Projects\PFAS.PRO\CurveDB\C18\_VAL-PFAS\_Q4\_03-15-18-FULL.cdb 16 Mar 2018 10:07:42

Name: 180315M1\_34, Date: 16-Mar-2018, Time: 03:03:33, ID: B8C0085-BLK1 Method Blank 0.125, Description: Method Blank

#	Name	Trace	Area	IS Area	Wt./Vol.	RRF	Pred.RT	RT	y Axis Resp.	Conc.	%Rec	
1	25	PFDa	612.9 > 569.0	3.79e3	0.125		6.14					
2	27	PFTTrDA	662.9 > 618.9	3.79e3	0.125		6.39					
3	28	PFTeDA	712.9 > 668.8	2.40e3	0.125		6.56					
4	36	13C3-PFBS	302. > 98.8	5.87e2	5.70e3	0.125	0.103	3.11	2.97	1.29	99.5674	99.6
5	37	13C2-PFHxA	315 > 269.8	1.63e3	5.70e3	0.125	0.741	3.62	3.46	3.58	38.6727	96.7
6	38	13C4-PFHpA	367.2 > 321.8	3.87e3	5.70e3	0.125	0.726	4.25	4.08	8.47	93.3481	93.3
7	39	18O2-PFHxS	403.0 > 102.6	4.24e2	1.30e3	0.125	0.368	4.39	4.22	4.08	88.6820	88.7
8	40	13C2-6:2 FTS	429.1 > 408.9	1.20e3	5.38e3	0.125	0.265	4.70	4.54	2.78	83.9194	83.9
9	41	13C2-PFOA	414.9 > 369.7	5.29e3	5.38e3	0.125	0.987	4.76	4.60	12.3	99.4939	99.5
10	42	13C5-PFNA	468.2 > 422.9	5.33e3	6.46e3	0.125	0.967	5.18	5.02	10.3	85.2581	85.3
11	43	13C8-PFOA	506.1 > 77.7	9.18e2	6.33e3	0.125	0.235	5.24	5.09	1.81	61.7117	61.7
12	44	13C8-PFOS	507.0 > 79.9	1.10e3	1.15e3	0.125	1.040	5.26	5.10	12.0	92.4847	92.5
13	45	13C2-PFDA	515.1 > 469.9	4.86e3	5.04e3	0.125	1.204	5.55	5.39	12.1	80.1419	80.1
14	46	13C2-8:2 FTS	529.1 > 508.7	1.05e3	5.70e3	0.125	0.168	5.53	5.37	2.30	109.6443	109.6
15	47	d3-N-MeFOSAA	573.3 > 419	2.27e3	6.33e3	0.125	0.465	5.69	5.54	4.47	76.8756	76.9
16	48	d5-N-EtFOSAA	589.3 > 419	2.17e3	6.33e3	0.125	0.510	5.85	5.69	4.28	67.0736	67.1
17	49	13C2-PFUdA	565 > 519.8	4.46e3	6.33e3	0.125	1.063	5.87	5.71	8.81	66.2982	66.3
18	50	13C2-PFDoA	615.0 > 569.7	3.79e3	6.33e3	0.125	0.875	6.14	5.99	7.48	68.4014	68.4
19	51	d3-N-MeFOSA	515.2 > 168.9		6.33e3	0.125	0.114	6.14				
20	52	13C2-PFTeDA	714.8 > 669.6	2.40e3	6.33e3	0.125	0.500	6.56	6.43	4.74	75.8737	75.9
21	53	d5-N-ETFOSA	531.1 > 168.9		6.33e3	0.125	0.158	6.48				
22	54	13C2-PFHxDA	815 > 769.7	1.83e3	6.33e3	0.125	1.081	6.85	6.73	3.61	26.7069	66.8
23	55	d7-N-MeFOSE	623.1 > 58.9		6.33e3	0.125	0.138	6.56				
24	56	d9-N-EtFOSE	639.2 > 58.8		6.33e3	0.125	0.127	6.70				
25	57	13C4-PFBA	217. > 171.8	4.07e3	4.07e3	0.125	1.000	1.86	1.72	12.5	100.0000	100.0
26	58	13C5-PFHxA	318 > 272.9	5.70e3	5.70e3	0.125	1.000	3.62	3.46	12.5	100.0000	100.0
27	59	13C3-PFHxS	401.9 > 79.9	1.30e3	1.30e3	0.125	1.000	4.39	4.22	12.5	100.0000	100.0
28	60	13C8-PFOA	421.3 > 376	5.38e3	5.38e3	0.125	1.000	4.76	4.59	12.5	100.0000	100.0
29	61	13C9-PFNA	472.2 > 426.9	6.46e3	6.46e3	0.125	1.000	5.18	5.02	12.5	100.0000	100.0
30	62	13C4-PFOS	503 > 79.9	1.15e3	1.15e3	0.125	1.000	5.26	5.10	12.5	100.0000	100.0
31	63	13C6-PFDA	519.1 > 473.7	5.04e3	5.04e3	0.125	1.000	5.55	5.39	12.5	100.0000	100.0
32	64	13C7-PFUdA	570.1 > 524.8	6.33e3	6.33e3	0.125	1.000	5.87	5.71	12.5	100.0000	100.0

Dataset: F:\Projects\PFAS.PRO\Results\180315M1\180315M1-34.qld

Last Altered: Friday, March 16, 2018 13:53:17 Pacific Daylight Time

Printed: Friday, March 16, 2018 13:53:36 Pacific Daylight Time

Name: 180315M1\_34, Date: 16-Mar-2018, Time: 03:03:33, ID: B8C0085-BLK1 Method Blank 0.125, Description: Method Blank

	# Name	Trace	Area	IS Area	Wt./Vol.	RRF	Pred.RT	RT	y Axis Resp.	Conc.	%Rec
33	65 Total PFHxS	398.9 > 79.6	0.00e0	4.24e2	0.125		4.39		0.000		
34	66 Total PFOA	413 > 368.7	0.00e0	5.29e3	0.125		4.76		0.000		
35	67 Total PFOS	499 > 79.9	0.00e0	1.10e3	0.125		5.26		0.000		
36	68 Total N-MeFOSAA	570.1 > 419	0.00e0	2.27e3	0.125		5.65		0.000		
37	69 Total N-EtFOSAA	584.2 > 419	0.00e0	2.17e3	0.125		5.85		0.000		



Dataset: F:\Projects\PFAS.PRO\Results\180315M1\180315M1-34.qld

Last Altered: Friday, March 16, 2018 13:53:17 Pacific Daylight Time

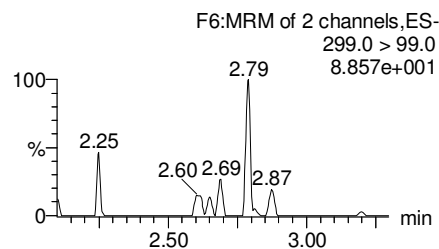
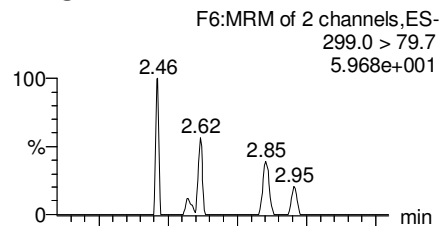
Printed: Friday, March 16, 2018 13:53:36 Pacific Daylight Time

Method: F:\Projects\PFAS.PRO\MethDB\PFAS\_FULL\_80C\_031418.mdb 16 Mar 2018 12:56:28


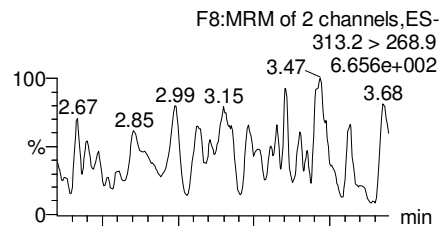
Calibration: F:\Projects\PFAS.PRO\CurveDB\C18\_VAL-PFAS\_Q4\_03-15-18-FULL.cdb 16 Mar 2018 10:07:42

Name: 180315M1\_34, Date: 16-Mar-2018, Time: 03:03:33, ID: B8C0085-BLK1 Method Blank 0.125, Description: Method Blank

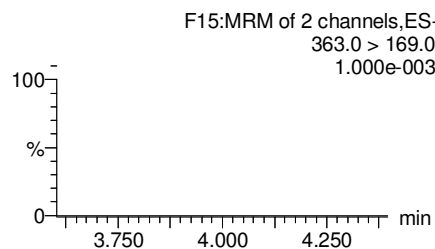
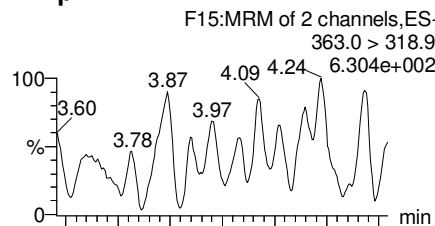
**PFBS**



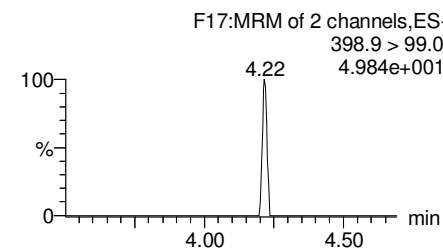
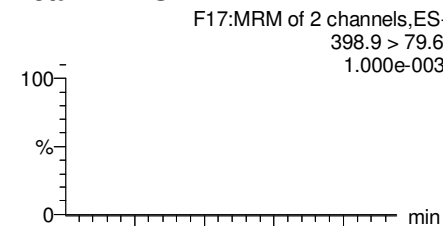
**PFHxA**



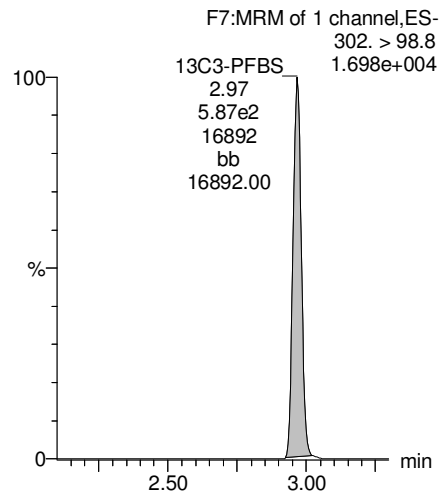
**PFHpA**



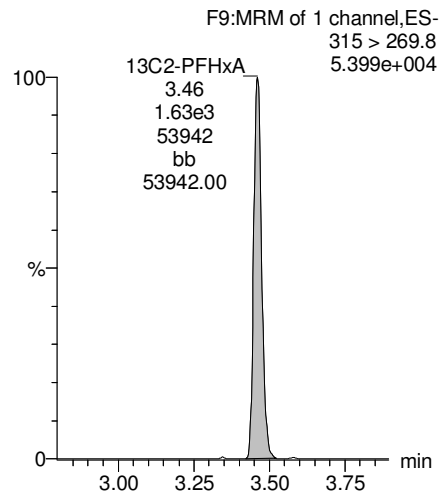
**Total PFHxS**



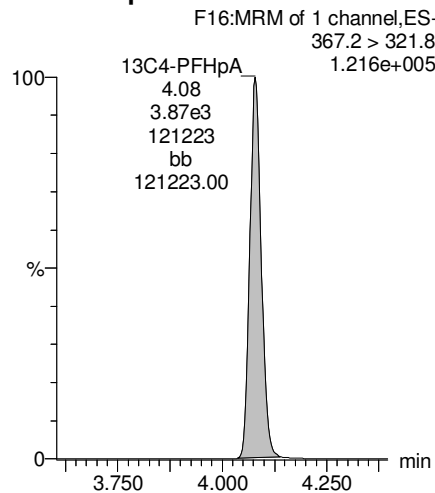
**13C3-PFBS**



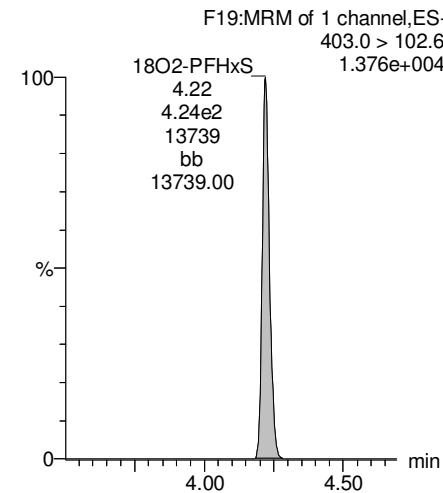
**13C2-PFHxA**



**13C4-PFHpA**



**18O2-PFHxS**



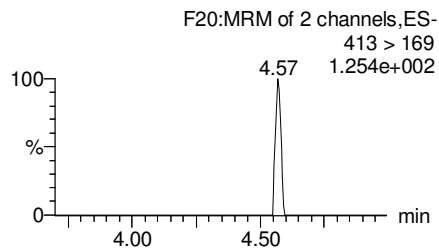
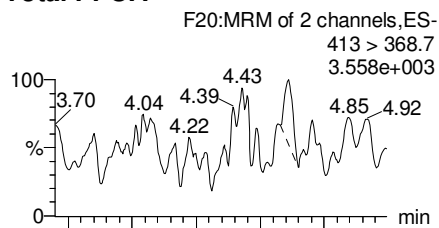
Dataset: F:\Projects\PFAS.PRO\Results\180315M1\180315M1-34.qld

Last Altered: Friday, March 16, 2018 13:53:17 Pacific Daylight Time

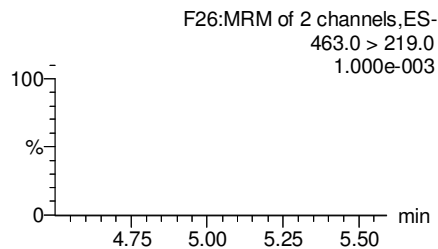
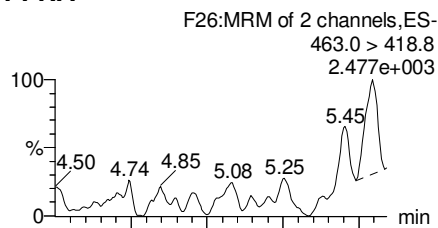
Printed: Friday, March 16, 2018 13:53:36 Pacific Daylight Time

Name: 180315M1\_34, Date: 16-Mar-2018, Time: 03:03:33, ID: B8C0085-BLK1 Method Blank 0.125, Description: Method Blank

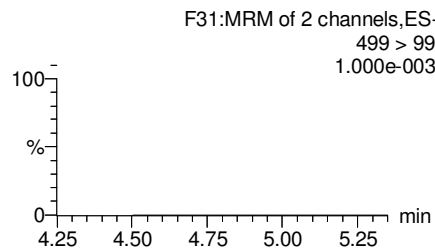
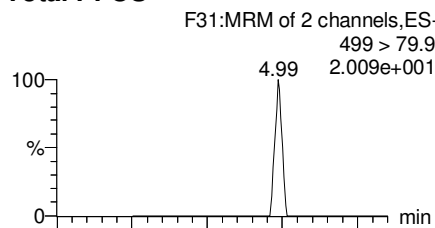
**Total PFOA**



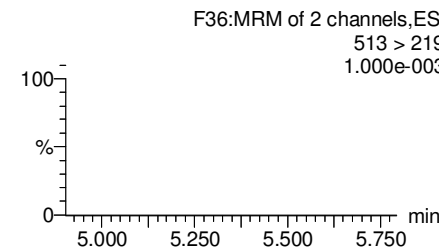
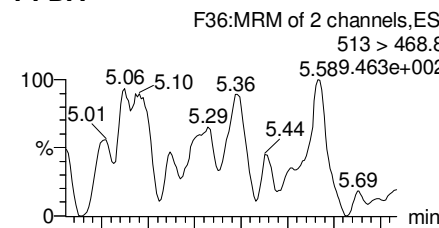
**PFNA**



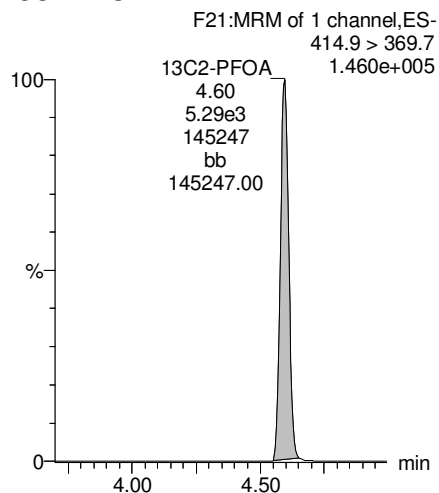
**Total PFOS**



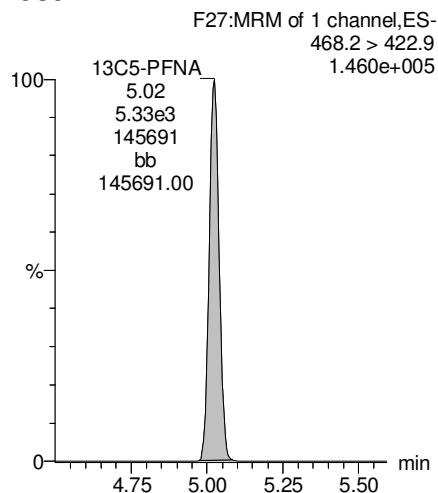
**PFDA**



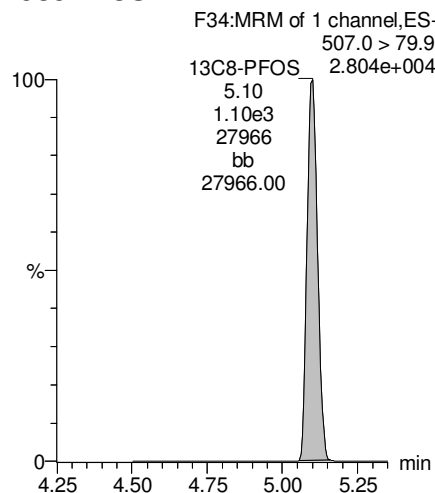
**13C2-PFOA**



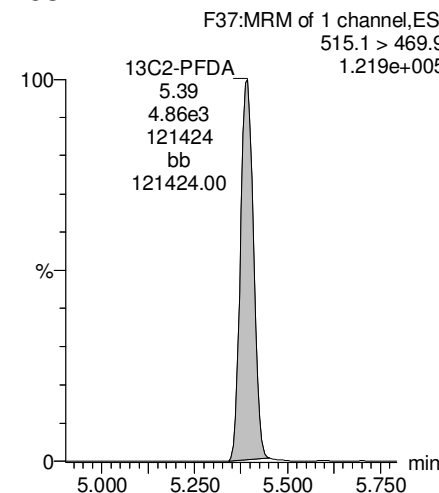
**13C5-PFNA**



**13C8-PFOS**



**13C2-PFDA**



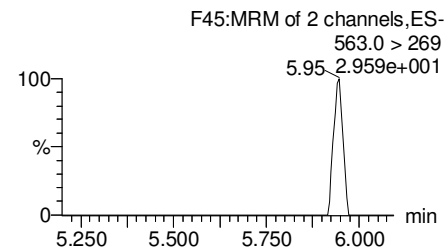
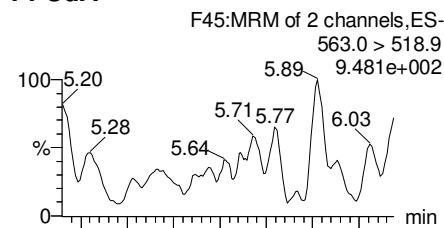
Dataset: F:\Projects\PFAS.PRO\Results\180315M1\180315M1-34.qld

Last Altered: Friday, March 16, 2018 13:53:17 Pacific Daylight Time

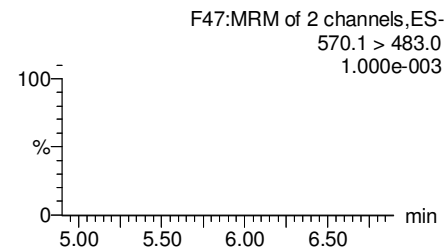
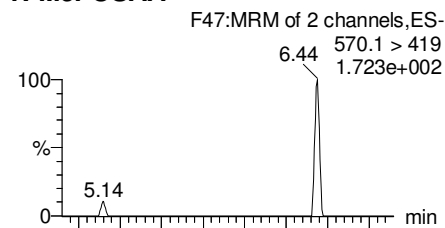
Printed: Friday, March 16, 2018 13:53:36 Pacific Daylight Time

Name: 180315M1\_34, Date: 16-Mar-2018, Time: 03:03:33, ID: B8C0085-BLK1 Method Blank 0.125, Description: Method Blank

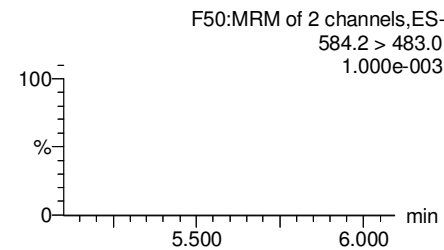
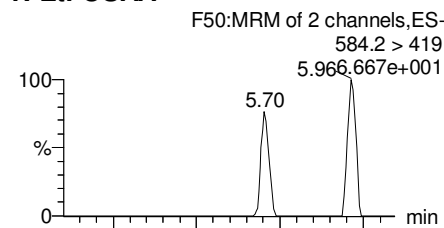
**PFUdA**



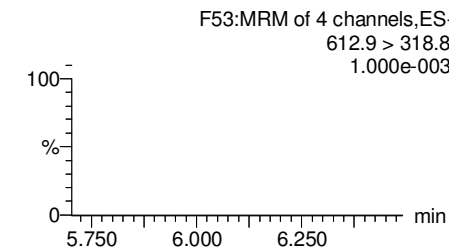
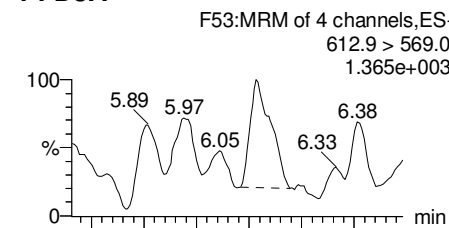
**N-MeFOSAA**



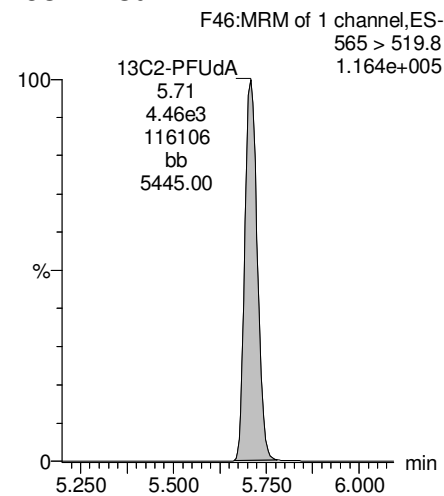
**N-EtFOSAA**



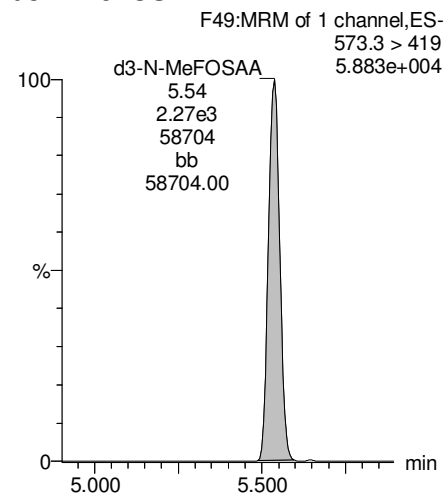
**PFDoA**



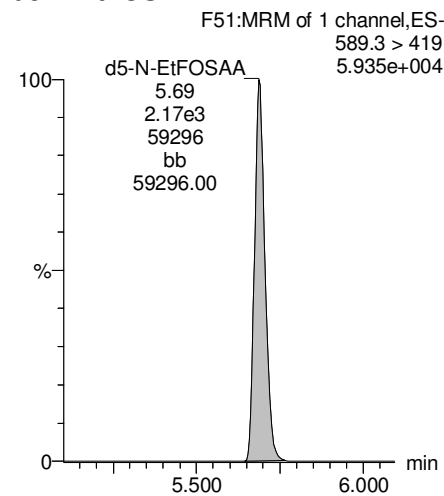
**13C2-PFUdA**



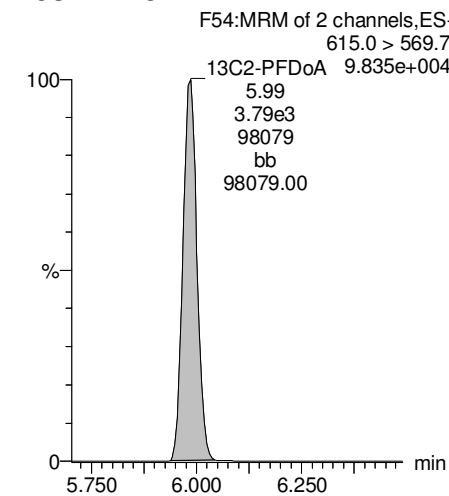
**d3-N-MeFOSAA**



**d5-N-EtFOSAA**



**13C2-PFDoA**



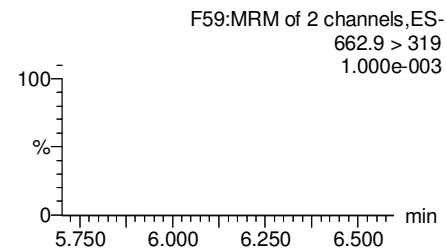
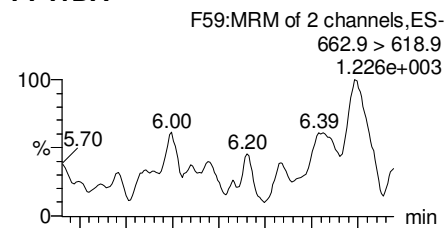
Dataset: F:\Projects\PFAS.PRO\Results\180315M1\180315M1-34.qld

Last Altered: Friday, March 16, 2018 13:53:17 Pacific Daylight Time

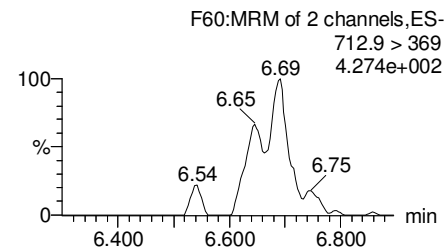
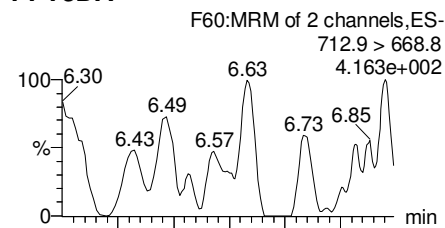
Printed: Friday, March 16, 2018 13:53:36 Pacific Daylight Time

Name: 180315M1\_34, Date: 16-Mar-2018, Time: 03:03:33, ID: B8C0085-BLK1 Method Blank 0.125, Description: Method Blank

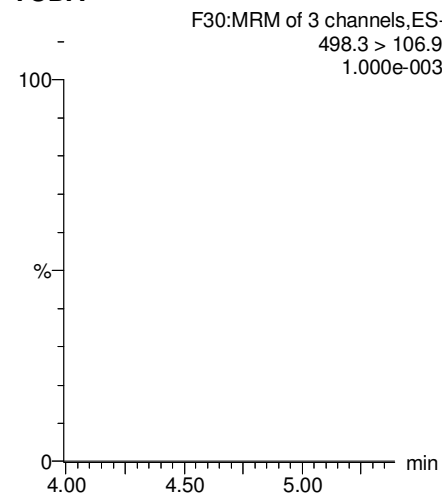
**PFTrDA**



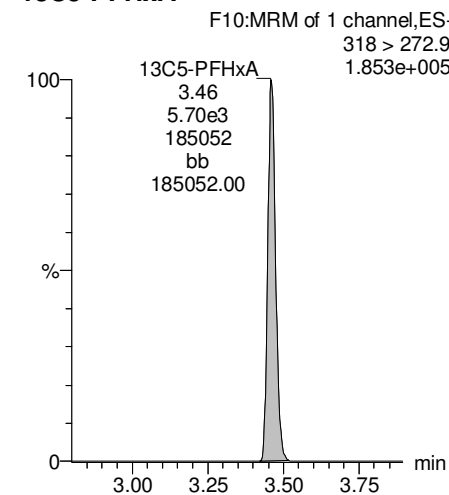
**PFTeDA**



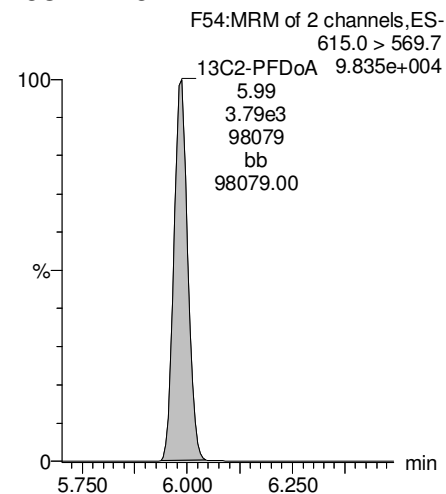
**TCDA**



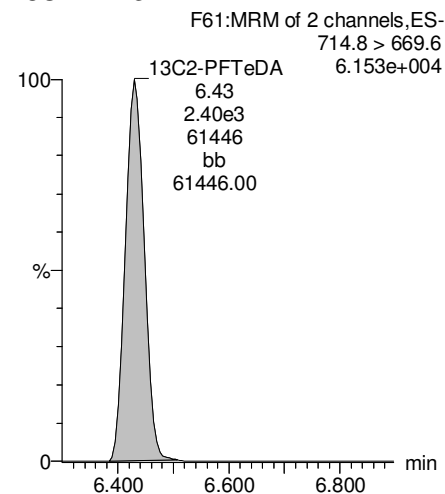
**13C5-PFHxA**



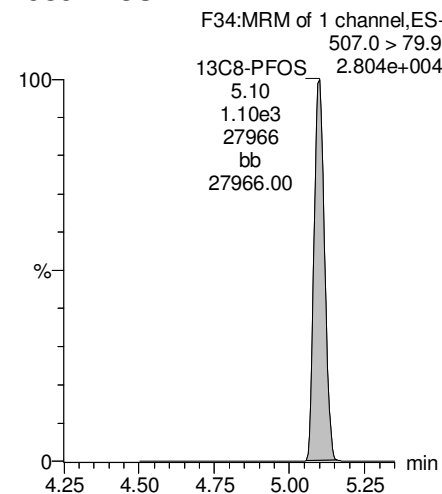
**13C2-PFDoA**



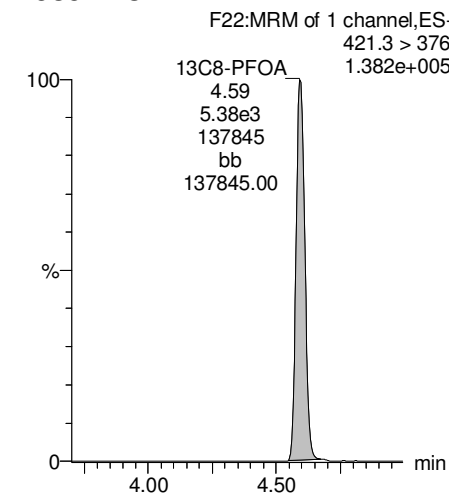
**13C2-PFTeDA**



**13C8-PFOS**



**13C8-PFOA**



Dataset: F:\Projects\PFAS.PRO\Results\180315M1\180315M1-34.qld

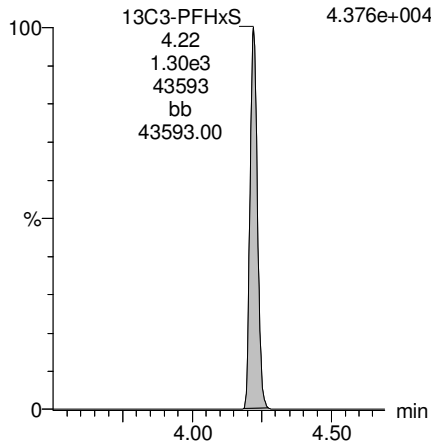
Last Altered: Friday, March 16, 2018 13:53:17 Pacific Daylight Time

Printed: Friday, March 16, 2018 13:53:36 Pacific Daylight Time

Name: 180315M1\_34, Date: 16-Mar-2018, Time: 03:03:33, ID: B8C0085-BLK1 Method Blank 0.125, Description: Method Blank

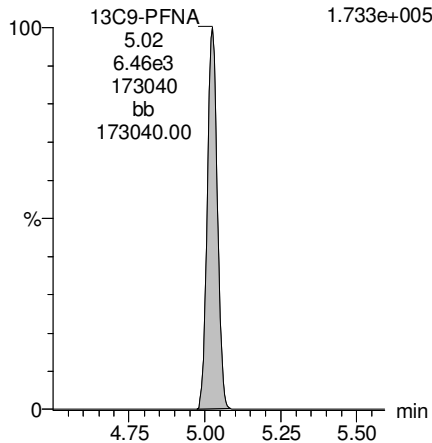
**13C3-PFHxS**

F18:MRM of 1 channel,ES-  
401.9 > 79.9  
4.376e+004



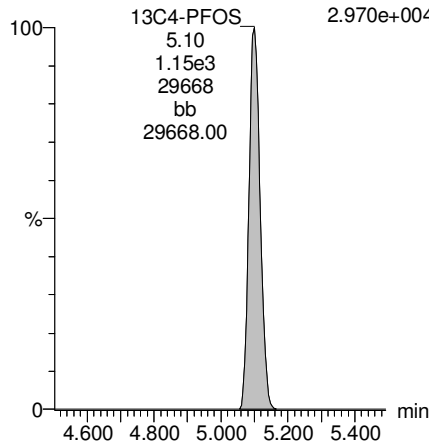
**13C9-PFNA**

F28:MRM of 1 channel,ES-  
472.2 > 426.9  
1.733e+005



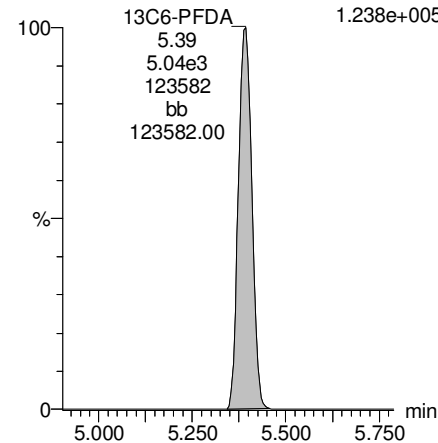
**13C4-PFOS**

F32:MRM of 1 channel,ES-  
503 > 79.9  
2.970e+004



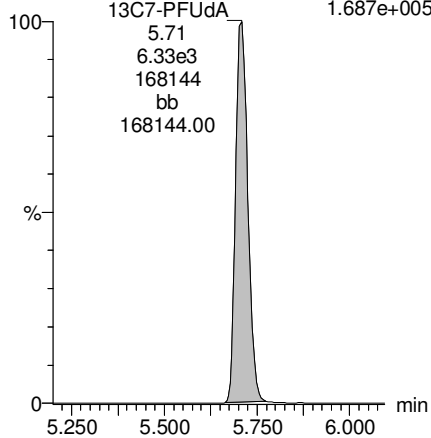
**13C6-PFDA**

F39:MRM of 1 channel,ES-  
519.1 > 473.7  
1.238e+005



**13C7-PFUDA**

F48:MRM of 1 channel,ES-  
570.1 > 524.8  
1.687e+005



Dataset: F:\Projects\PFAS.PRO\Results\180315M1\180315M1-33.qld

Last Altered: Friday, March 16, 2018 13:49:56 Pacific Daylight Time

Printed: Friday, March 16, 2018 13:50:16 Pacific Daylight Time

Method: F:\Projects\PFAS.PRO\MethDB\PFAS\_FULL\_80C\_031418.mdb 16 Mar 2018 12:56:28

Calibration: F:\Projects\PFAS.PRO\CurveDB\C18\_VAL-PFAS\_Q4\_03-15-18-FULL.cdb 16 Mar 2018 10:07:42

Name: 180315M1\_33, Date: 16-Mar-2018, Time: 02:52:06, ID: B8C0085-BS1 OPR 0.125, Description: OPR

	# Name	Trace	Area	IS Area	Wt./Vol.	RRF	Pred.RT	RT	y Axis Resp.	Conc.	%Rec
1	3 PFBS	299.0 > 79.7	8.68e2	5.66e2	0.125		3.11	2.96	19.2	83.3493	104.2
2	5 PFHxA	313.2 > 268.9	4.02e3	1.29e3	0.125		3.62	3.46	15.6	82.6511	103.3
3	7 PFHpA	363.0 > 318.9	3.54e3	3.42e3	0.125		4.25	4.08	12.9	83.3157	104.1
4	8 L-PFHxS	398.9 > 79.6	6.47e2	3.76e2	0.125		4.18	4.22	21.5	92.3489	115.4
5	11 L-PFOA	413 > 368.7	3.99e3	4.61e3	0.125		4.60	4.59	10.8	88.1332	110.2
6	14 PFNA	463.0 > 418.8	4.27e3	4.93e3	0.125		5.18	5.02	10.8	75.2675	94.1
7	16 L-PFOS	499 > 79.9	1.11e3	1.31e3	0.125		5.26	5.09	10.7	85.6728	107.1
8	18 PFDA	513 > 468.8	4.89e3	4.81e3	0.125		5.55	5.39	12.7	85.1488	106.4
9	21 N-MeFOSAA	570.1 > 419	2.25e3	1.94e3	0.125		5.69	5.54	14.5	78.9548	98.7
10	22 N-EtFOSAA	584.2 > 419	2.10e3	2.19e3	0.125		5.85	5.69	12.0	87.1296	108.9
11	23 PFUdA	563.0 > 518.9	3.84e3	5.00e3	0.125		5.87	5.70	9.59	68.7657	86.0

Dataset: F:\Projects\PFAS.PRO\Results\180315M1\180315M1-33.qld

Last Altered: Friday, March 16, 2018 13:49:56 Pacific Daylight Time

Printed: Friday, March 16, 2018 13:50:25 Pacific Daylight Time

Method: F:\Projects\PFAS.PRO\MethDB\PFAS\_FULL\_80C\_031418.mdb 16 Mar 2018 12:56:28

Calibration: F:\Projects\PFAS.PRO\CurveDB\C18\_VAL-PFAS\_Q4\_03-15-18-FULL.cdb 16 Mar 2018 10:07:42

Name: 180315M1\_33, Date: 16-Mar-2018, Time: 02:52:06, ID: B8C0085-BS1 OPR 0.125, Description: OPR

#	Name	Trace	Area	IS Area	Wt./Vol.	RRF	Pred.RT	RT	y Axis Resp.	Conc.	%Rec
1	25 PFDaA	612.9 > 569.0	4.98e3	3.72e3	0.125		6.14	5.98	16.7	85.9354	107.4
2	27 PFTrDA	662.9 > 618.9	5.43e3	3.72e3	0.125		6.39	6.23	18.2	91.4359	114.3
3	28 PFTeDA	712.9 > 668.8	4.71e3	2.63e3	0.125		6.56	6.43	22.3	72.1191	90.1
4	36 13C3-PFBS	302. > 98.8	5.66e2	4.69e3	0.125	0.103	3.11	2.97	1.51	116.6263	116.6
5	37 13C2-PFHxA	315 > 269.8	1.29e3	4.69e3	0.125	0.741	3.62	3.46	3.44	37.1099	92.8
6	38 13C4-PFHpA	367.2 > 321.8	3.42e3	4.69e3	0.125	0.726	4.25	4.08	9.12	100.4307	100.4
7	39 18O2-PFHxS	403.0 > 102.6	3.76e2	1.17e3	0.125	0.368	4.39	4.22	4.00	87.0093	87.0
8	40 13C2-6:2 FTS	429.1 > 408.9	1.35e3	4.38e3	0.125	0.265	4.70	4.54	3.86	116.6659	116.7
9	41 13C2-PFOA	414.9 > 369.7	4.61e3	4.38e3	0.125	0.987	4.76	4.59	13.2	106.6839	106.7
10	42 13C5-PFNA	468.2 > 422.9	4.93e3	6.23e3	0.125	0.967	5.18	5.02	9.90	81.9388	81.9
11	43 13C8-PFOA	506.1 > 77.7	6.02e2	5.26e3	0.125	0.235	5.24	5.08	1.43	48.7428	48.7
12	44 13C8-PFOS	507.0 > 79.9	1.31e3	1.52e3	0.125	1.040	5.26	5.10	10.7	82.6931	82.7
13	45 13C2-PFDA	515.1 > 469.9	4.81e3	4.70e3	0.125	1.204	5.55	5.39	12.8	85.0098	85.0
14	46 13C2-8:2 FTS	529.1 > 508.7	1.03e3	4.69e3	0.125	0.168	5.53	5.36	2.75	130.8967	130.9
15	47 d3-N-MeFOSAA	573.3 > 419	1.94e3	5.26e3	0.125	0.465	5.69	5.53	4.61	79.2533	79.3
16	48 d5-N-EtFOSAA	589.3 > 419	2.19e3	5.26e3	0.125	0.510	5.85	5.69	5.21	81.7652	81.8
17	49 13C2-PFUdA	565 > 519.8	5.00e3	5.26e3	0.125	1.063	5.87	5.70	11.9	89.4733	89.5
18	50 13C2-PFDoA	615.0 > 569.7	3.72e3	5.26e3	0.125	0.875	6.14	5.98	8.85	80.9218	80.9
19	51 d3-N-MeFOSA	515.2 > 168.9		5.26e3	0.125	0.114	6.14				
20	52 13C2-PFTeDA	714.8 > 669.6	2.63e3	5.26e3	0.125	0.500	6.56	6.43	6.26	100.2835	100.3
21	53 d5-N-ETFOSA	531.1 > 168.9		5.26e3	0.125	0.158	6.48				
22	54 13C2-PFHxDA	815 > 769.7	2.04e3	5.26e3	0.125	1.081	6.85	6.73	4.85	35.8602	89.7
23	55 d7-N-MeFOSE	623.1 > 58.9		5.26e3	0.125	0.138	6.56				
24	56 d9-N-EtFOSE	639.2 > 58.8		5.26e3	0.125	0.127	6.70				
25	57 13C4-PFBA	217. > 171.8	3.01e3	3.01e3	0.125	1.000	1.86	1.71	12.5	100.0000	100.0
26	58 13C5-PFHxA	318 > 272.9	4.69e3	4.69e3	0.125	1.000	3.62	3.46	12.5	100.0000	100.0
27	59 13C3-PFHxS	401.9 > 79.9	1.17e3	1.17e3	0.125	1.000	4.39	4.22	12.5	100.0000	100.0
28	60 13C8-PFOA	421.3 > 376	4.38e3	4.38e3	0.125	1.000	4.76	4.59	12.5	100.0000	100.0
29	61 13C9-PFNA	472.2 > 426.9	6.23e3	6.23e3	0.125	1.000	5.18	5.02	12.5	100.0000	100.0
30	62 13C4-PFOS	503 > 79.9	1.52e3	1.52e3	0.125	1.000	5.26	5.10	12.5	100.0000	100.0
31	63 13C6-PFDA	519.1 > 473.7	4.70e3	4.70e3	0.125	1.000	5.55	5.39	12.5	100.0000	100.0
32	64 13C7-PFUdA	570.1 > 524.8	5.26e3	5.26e3	0.125	1.000	5.87	5.70	12.5	100.0000	100.0

Dataset: F:\Projects\PFAS.PRO\Results\180315M1\180315M1-33.qld

Last Altered: Friday, March 16, 2018 13:49:56 Pacific Daylight Time

Printed: Friday, March 16, 2018 13:50:25 Pacific Daylight Time

Name: 180315M1\_33, Date: 16-Mar-2018, Time: 02:52:06, ID: B8C0085-BS1 OPR 0.125, Description: OPR

	# Name	Trace	Area	IS Area	Wt./Vol.	RRF	Pred.RT	RT	y Axis Resp.	Conc.	%Rec
33	65 Total PFHxS	398.9 > 79.6	6.47e2	3.76e2	0.125		4.39		21.5	92.3489	
34	66 Total PFOA	413 > 368.7	3.99e3	4.61e3	0.125		4.76		10.8	88.1332	
35	67 Total PFOS	499 > 79.9	1.11e3	1.31e3	0.125		5.26		10.7	85.6728	
36	68 Total N-MeFOSAA	570.1 > 419	2.25e3	1.94e3	0.125		5.65		14.5	78.9548	
37	69 Total N-EtFOSAA	584.2 > 419	2.10e3	2.19e3	0.125		5.85		12.0	87.1296	



Dataset: F:\Projects\PFAS.PRO\Results\180315M1\180315M1-33.qld

Last Altered: Friday, March 16, 2018 13:49:56 Pacific Daylight Time

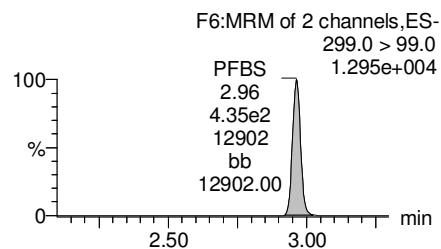
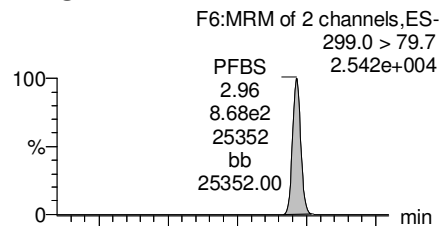
Printed: Friday, March 16, 2018 13:50:25 Pacific Daylight Time

Method: F:\Projects\PFAS.PRO\MethDB\PFAS\_FULL\_80C\_031418.mdb 16 Mar 2018 12:56:28

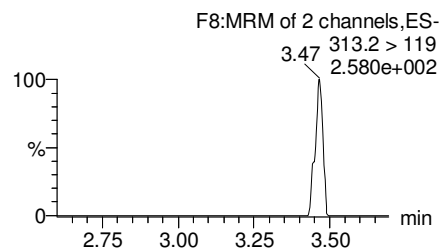
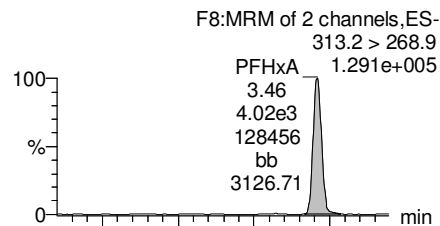
Calibration: F:\Projects\PFAS.PRO\CurveDB\C18\_VAL-PFAS\_Q4\_03-15-18-FULL.cdb 16 Mar 2018 10:07:42

Name: 180315M1\_33, Date: 16-Mar-2018, Time: 02:52:06, ID: B8C0085-BS1 OPR 0.125, Description: OPR

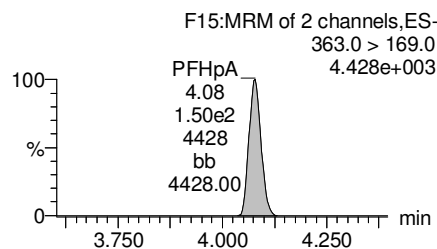
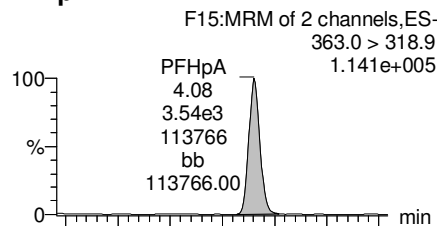
**PFBS**



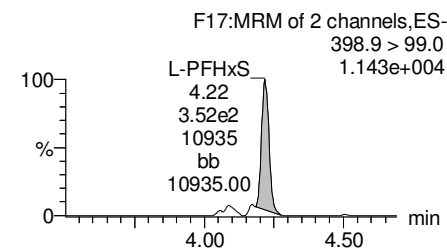
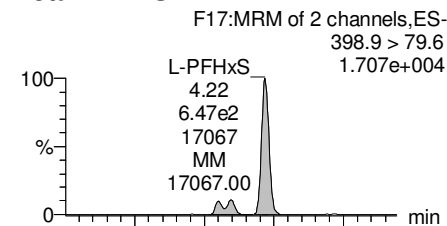
**PFHxA**



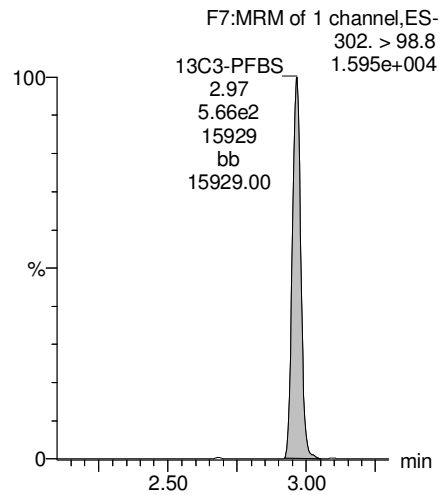
**PFHpA**



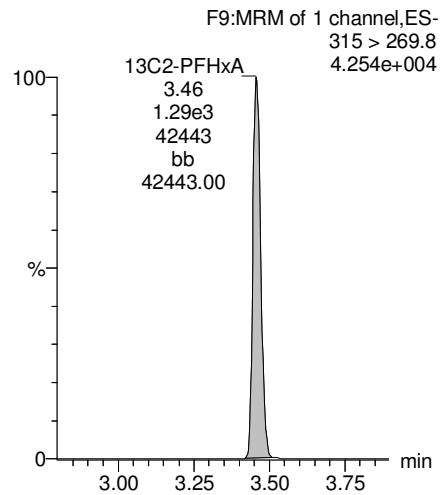
**Total PFHxS**



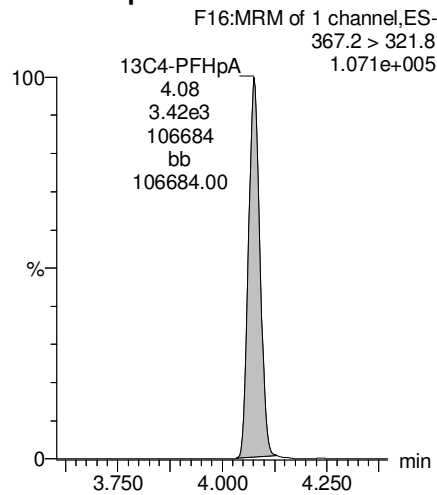
**13C3-PFBS**



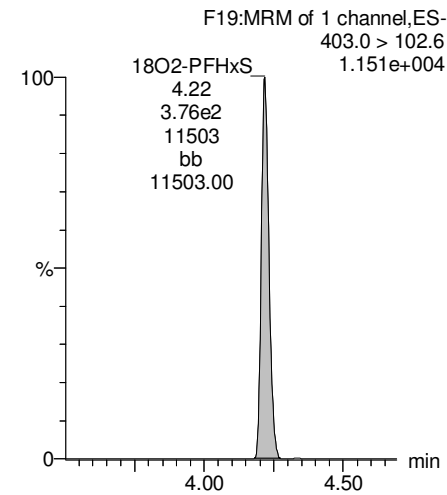
**13C2-PFHxA**



**13C4-PFHpA**



**18O2-PFHxS**



Dataset: F:\Projects\PFAS.PRO\Results\180315M1\180315M1-33.qld

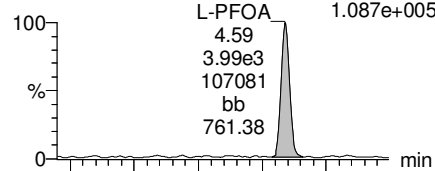
Last Altered: Friday, March 16, 2018 13:49:56 Pacific Daylight Time

Printed: Friday, March 16, 2018 13:50:25 Pacific Daylight Time

Name: 180315M1\_33, Date: 16-Mar-2018, Time: 02:52:06, ID: B8C0085-BS1 OPR 0.125, Description: OPR

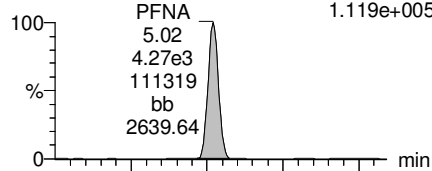
**Total PFOA**

F20:MRM of 2 channels,ES-  
413 > 368.7  
1.087e+005



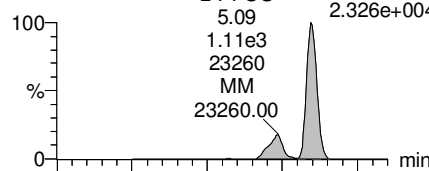
**PFNA**

F26:MRM of 2 channels,ES-  
463.0 > 418.8  
1.119e+005



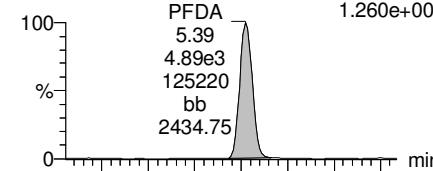
**Total PFOS**

F31:MRM of 2 channels,ES-  
499 > 79.9  
2.326e+004

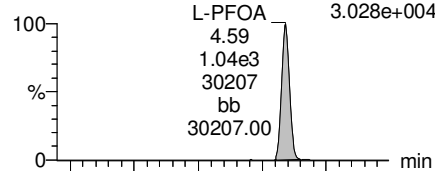


**PFDA**

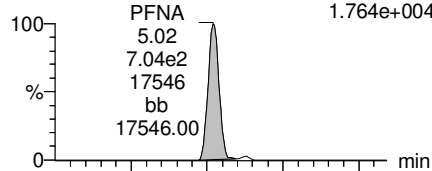
F36:MRM of 2 channels,ES-  
513 > 468.8  
1.260e+005



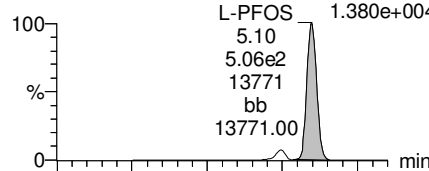
F20:MRM of 2 channels,ES-  
413 > 169  
3.028e+004



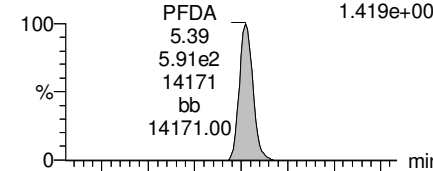
F26:MRM of 2 channels,ES-  
463.0 > 219.0  
1.764e+004



F31:MRM of 2 channels,ES-  
499 > 99  
1.380e+004

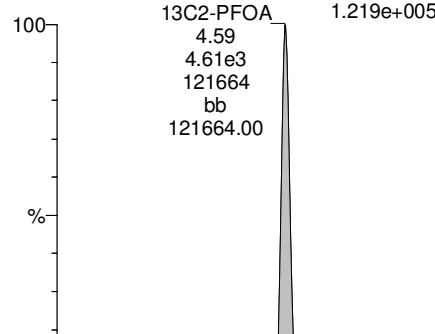


F36:MRM of 2 channels,ES-  
513 > 219  
1.419e+004



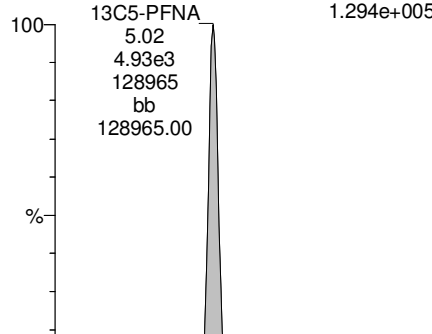
**13C2-PFOA**

F21:MRM of 1 channel,ES-  
414.9 > 369.7  
1.219e+005



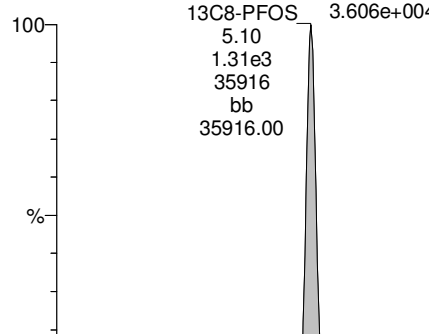
**13C5-PFNA**

F27:MRM of 1 channel,ES-  
468.2 > 422.9  
1.294e+005



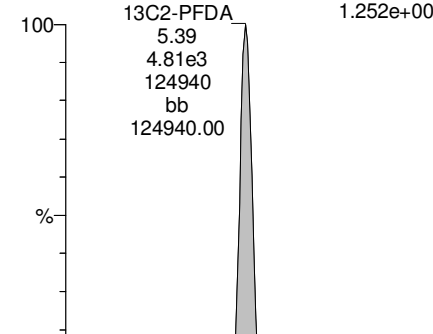
**13C8-PFOS**

F34:MRM of 1 channel,ES-  
507.0 > 79.9  
3.606e+004



**13C2-PFDA**

F37:MRM of 1 channel,ES-  
515.1 > 469.9  
1.252e+005



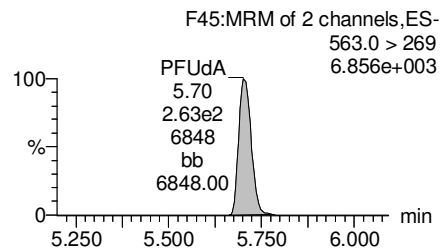
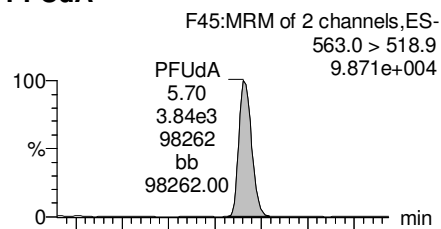
Dataset: F:\Projects\PFAS.PRO\Results\180315M1\180315M1-33.qld

Last Altered: Friday, March 16, 2018 13:49:56 Pacific Daylight Time

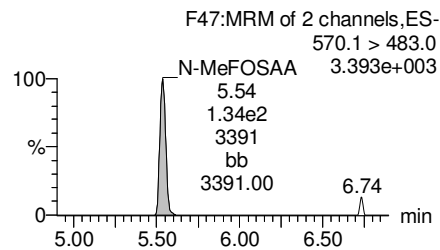
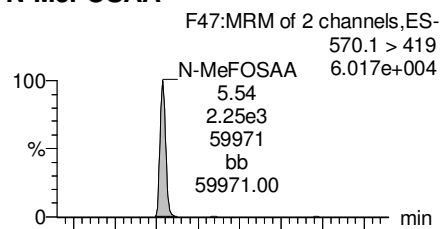
Printed: Friday, March 16, 2018 13:50:25 Pacific Daylight Time

Name: 180315M1\_33, Date: 16-Mar-2018, Time: 02:52:06, ID: B8C0085-BS1 OPR 0.125, Description: OPR

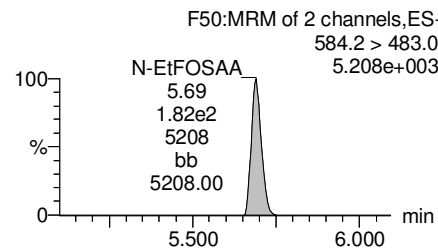
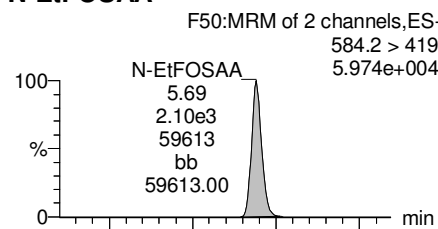
**PFUdA**



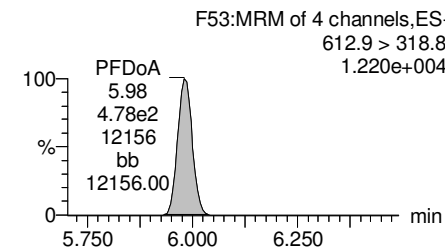
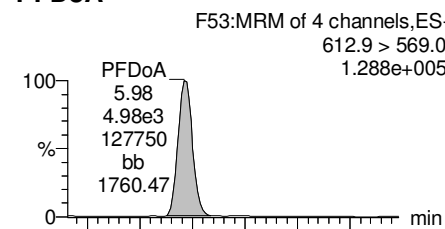
**N-MeFOSAA**



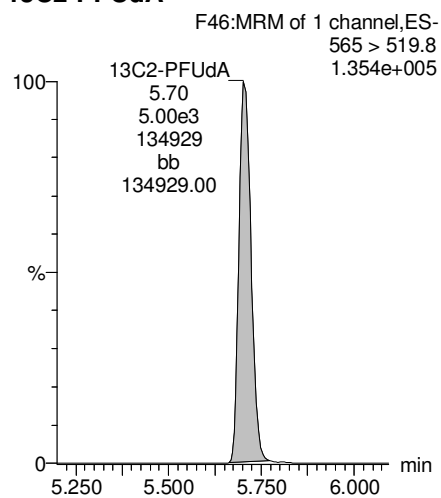
**N-EtFOSAA**



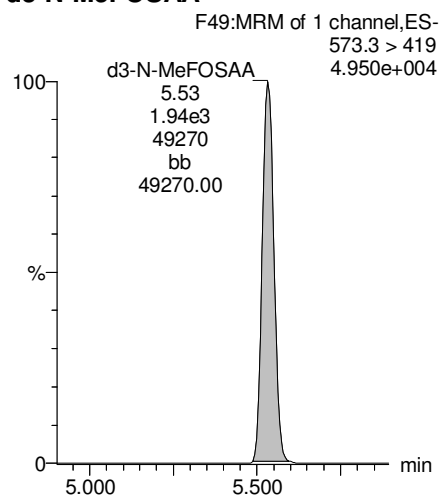
**PFDoA**



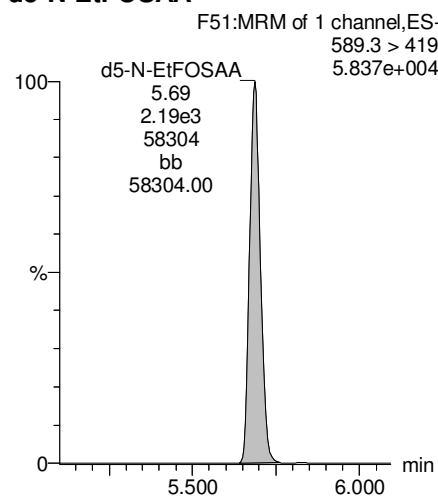
**13C2-PFUdA**



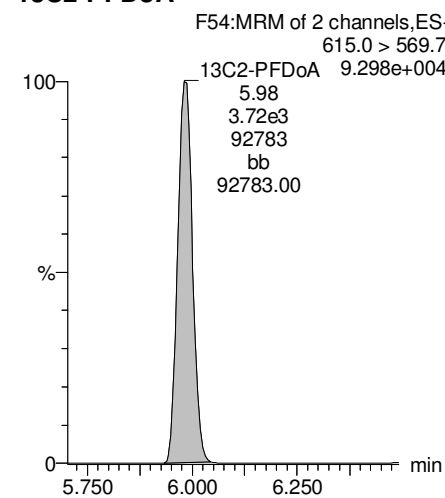
**d3-N-MeFOSAA**



**d5-N-EtFOSAA**



**13C2-PFDoA**



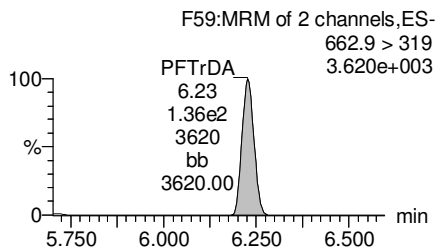
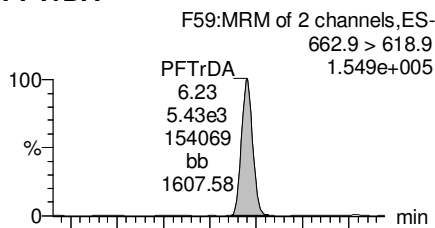
Dataset: F:\Projects\PFAS.PRO\Results\180315M1\180315M1-33.qld

Last Altered: Friday, March 16, 2018 13:49:56 Pacific Daylight Time

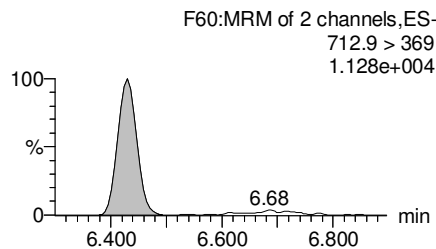
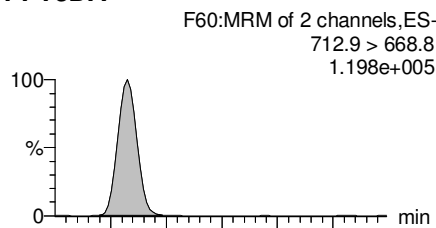
Printed: Friday, March 16, 2018 13:50:25 Pacific Daylight Time

Name: 180315M1\_33, Date: 16-Mar-2018, Time: 02:52:06, ID: B8C0085-BS1 OPR 0.125, Description: OPR

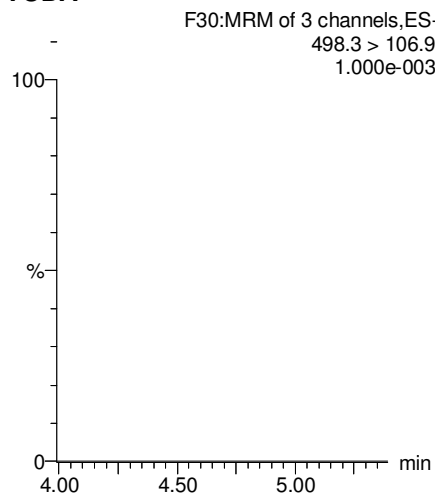
**PFTrDA**



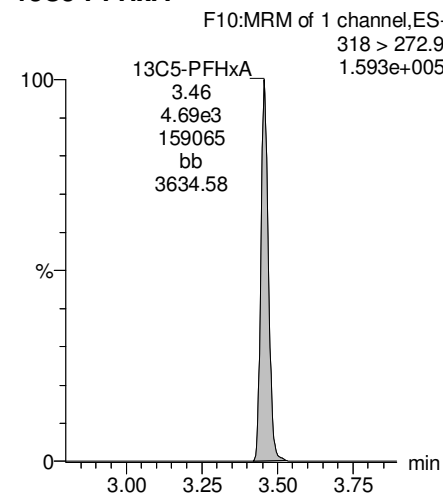
**PFTeDA**



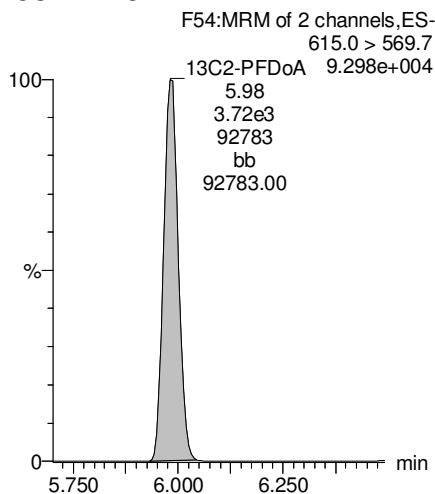
**TCDA**



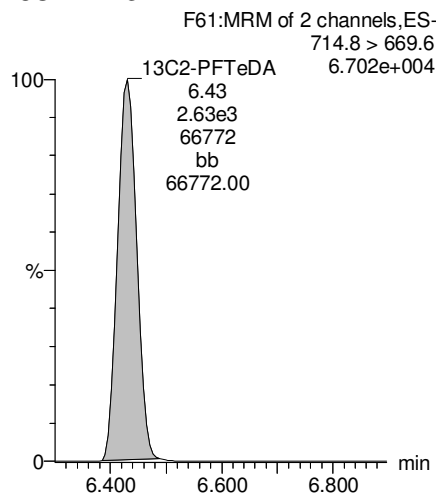
**13C5-PFHxA**



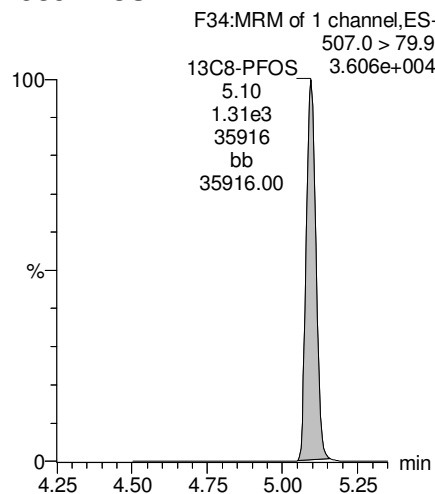
**13C2-PFDoA**



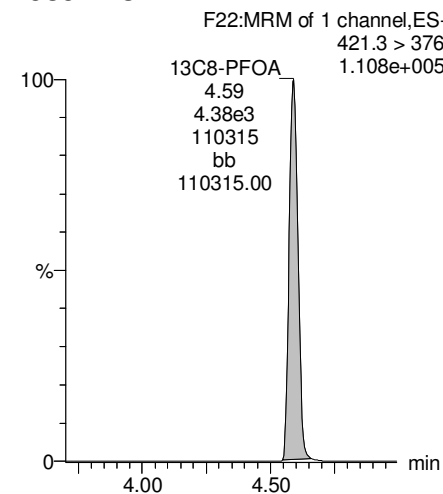
**13C2-PFTeDA**



**13C8-PFOS**



**13C8-PFOA**



Dataset: F:\Projects\PFAS.PRO\Results\180315M1\180315M1-33.qld

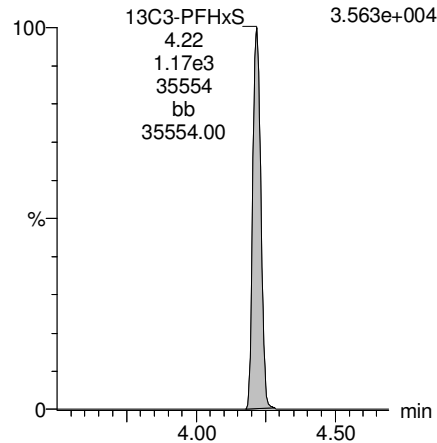
Last Altered: Friday, March 16, 2018 13:49:56 Pacific Daylight Time

Printed: Friday, March 16, 2018 13:50:25 Pacific Daylight Time

Name: 180315M1\_33, Date: 16-Mar-2018, Time: 02:52:06, ID: B8C0085-BS1 OPR 0.125, Description: OPR

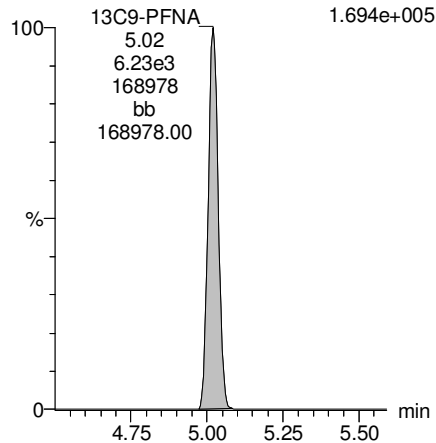
13C3-PFHxS

F18:MRM of 1 channel,ES-  
401.9 > 79.9  
3.563e+004



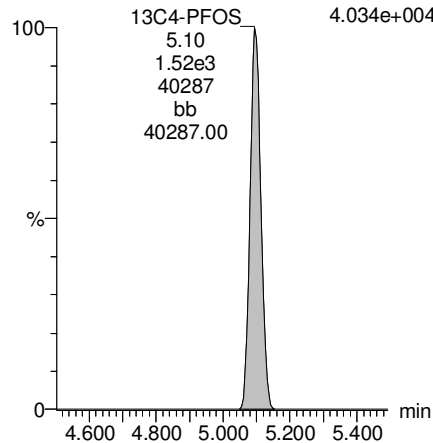
13C9-PFNA

F28:MRM of 1 channel,ES-  
472.2 > 426.9  
1.694e+005



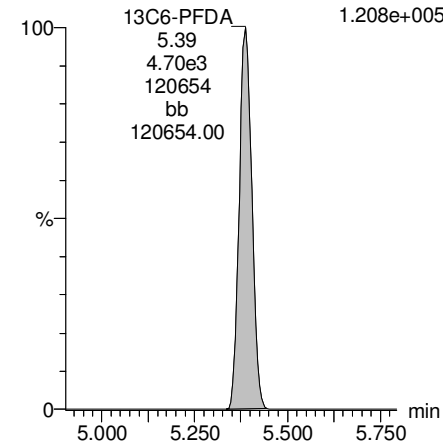
13C4-PFOS

F32:MRM of 1 channel,ES-  
503 > 79.9  
4.034e+004



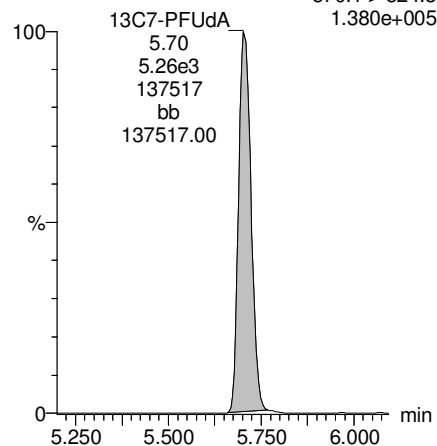
13C6-PFDA

F39:MRM of 1 channel,ES-  
519.1 > 473.7  
1.208e+005



13C7-PFUdA

F48:MRM of 1 channel,ES-  
570.1 > 524.8  
1.380e+005



Dataset: F:\Projects\PFAS.PRO\Results\180315M1\180315M1-32.qld

Last Altered: Friday, March 16, 2018 13:47:57 Pacific Daylight Time

Printed: Friday, March 16, 2018 13:48:17 Pacific Daylight Time

Method: F:\Projects\PFAS.PRO\MethDB\PFAS\_FULL\_80C\_031418.mdb 16 Mar 2018 12:56:28

Calibration: F:\Projects\PFAS.PRO\CurveDB\C18\_VAL-PFAS\_Q4\_03-15-18-FULL.cdb 16 Mar 2018 10:07:42

Name: 180315M1\_32, Date: 16-Mar-2018, Time: 02:40:37, ID: B8C0085-BSD1 LCSD 0.125, Description: LCSD

	# Name	Trace	Area	IS Area	Wt./Vol.	RRF	Pred.RT	RT	y Axis Resp.	Conc.	%Rec
1	3 PFBS	299.0 > 79.7	9.84e2	6.84e2	0.125		3.11	2.97	18.0	78.2205	97.8
2	5 PFHxA	313.2 > 268.9	4.74e3	1.60e3	0.125		3.62	3.46	14.8	78.4855	98.1
3	7 PFHpA	363.0 > 318.9	3.88e3	3.91e3	0.125		4.25	4.08	12.4	79.8905	99.9
4	8 L-PFHxS	398.9 > 79.6	6.82e2	4.59e2	0.125		4.18	4.22	18.6	79.6811	99.6
5	11 L-PFOA	413 > 368.7	4.09e3	5.45e3	0.125		4.60	4.59	9.37	76.4053	95.5
6	14 PFNA	463.0 > 418.8	4.85e3	5.46e3	0.125		5.18	5.02	11.1	77.3736	96.7
7	16 L-PFOS	499 > 79.9	1.12e3	1.47e3	0.125		5.26	5.09	9.59	77.2210	96.5
8	18 PFDA	513 > 468.8	4.55e3	5.39e3	0.125		5.55	5.39	10.6	70.8907	88.6
9	21 N-MeFOSAA	570.1 > 419	2.44e3	2.03e3	0.125		5.69	5.54	15.1	81.8912	102.4
10	22 N-EtFOSAA	584.2 > 419	2.14e3	2.57e3	0.125		5.85	5.69	10.4	75.7918	94.7
11	23 PFUdA	563.0 > 518.9	4.17e3	4.77e3	0.125		5.87	5.70	10.9	78.2725	97.8

Dataset: F:\Projects\PFAS.PRO\Results\180315M1\180315M1-32.qld

Last Altered: Friday, March 16, 2018 13:47:57 Pacific Daylight Time

Printed: Friday, March 16, 2018 13:48:26 Pacific Daylight Time

Method: F:\Projects\PFAS.PRO\MethDB\PFAS\_FULL\_80C\_031418.mdb 16 Mar 2018 12:56:28

Calibration: F:\Projects\PFAS.PRO\CurveDB\C18\_VAL-PFAS\_Q4\_03-15-18-FULL.cdb 16 Mar 2018 10:07:42

Name: 180315M1\_32, Date: 16-Mar-2018, Time: 02:40:37, ID: B8C0085-BSD1 LCSD 0.125, Description: LCSD

#	Name	Trace	Area	IS Area	Wt./Vol.	RRF	Pred.RT	RT	y Axis Resp.	Conc.	%Rec
1	25 PFDoA	612.9 > 569.0	5.91e3	4.42e3	0.125		6.14	5.98	16.7	85.8169	107.3
2	27 PFTTrDA	662.9 > 618.9	5.34e3	4.42e3	0.125		6.39	6.22	15.1	75.6851	94.6
3	28 PFTTeDA	712.9 > 668.8	4.88e3	2.68e3	0.125		6.56	6.43	22.8	73.5573	91.9
4	36 13C3-PFBS	302. > 98.8	6.84e2	5.63e3	0.125	0.103	3.11	2.97	1.52	117.5932	117.6
5	37 13C2-PFHxA	315 > 269.8	1.60e3	5.63e3	0.125	0.741	3.62	3.46	3.56	38.4268	96.1
6	38 13C4-PFHpA	367.2 > 321.8	3.91e3	5.63e3	0.125	0.726	4.25	4.08	8.69	95.7403	95.7
7	39 18O2-PFHxS	403.0 > 102.6	4.59e2	1.37e3	0.125	0.368	4.39	4.22	4.20	91.3421	91.3
8	40 13C2-6:2 FTS	429.1 > 408.9	1.75e3	6.80e3	0.125	0.265	4.70	4.53	3.23	97.4057	97.4
9	41 13C2-PFOA	414.9 > 369.7	5.45e3	6.80e3	0.125	0.987	4.76	4.59	10.0	81.3053	81.3
10	42 13C5-PFNA	468.2 > 422.9	5.46e3	6.30e3	0.125	0.967	5.18	5.02	10.8	89.7197	89.7
11	43 13C8-PFOSA	506.1 > 77.7	6.70e2	5.97e3	0.125	0.235	5.24	5.08	1.40	47.8124	47.8
12	44 13C8-PFOS	507.0 > 79.9	1.47e3	1.40e3	0.125	1.040	5.26	5.09	13.1	101.0320	101.0
13	45 13C2-PFDA	515.1 > 469.9	5.39e3	5.57e3	0.125	1.204	5.55	5.39	12.1	80.2398	80.2
14	46 13C2-8:2 FTS	529.1 > 508.7	9.02e2	5.63e3	0.125	0.168	5.53	5.36	2.00	95.3487	95.3
15	47 d3-N-MeFOSAA	573.3 > 419	2.03e3	5.97e3	0.125	0.465	5.69	5.53	4.25	72.9849	73.0
16	48 d5-N-EtFOSAA	589.3 > 419	2.57e3	5.97e3	0.125	0.510	5.85	5.68	5.39	84.5443	84.5
17	49 13C2-PFUdA	565 > 519.8	4.77e3	5.97e3	0.125	1.063	5.87	5.70	9.99	75.1403	75.1
18	50 13C2-PFDoA	615.0 > 569.7	4.42e3	5.97e3	0.125	0.875	6.14	5.98	9.26	84.6883	84.7
19	51 d3-N-MeFOSA	515.2 > 168.9		5.97e3	0.125	0.114	6.14				
20	52 13C2-PFTTeDA	714.8 > 669.6	2.68e3	5.97e3	0.125	0.500	6.56	6.43	5.61	89.8461	89.8
21	53 d5-N-ETFOSA	531.1 > 168.9		5.97e3	0.125	0.158	6.48				
22	54 13C2-PFHxDA	815 > 769.7	2.26e3	5.97e3	0.125	1.081	6.85	6.73	4.74	35.0555	87.6
23	55 d7-N-MeFOSE	623.1 > 58.9		5.97e3	0.125	0.138	6.56				
24	56 d9-N-EtFOSE	639.2 > 58.8		5.97e3	0.125	0.127	6.70				
25	57 13C4-PFBA	217. > 171.8	3.73e3	3.73e3	0.125	1.000	1.86	1.72	12.5	100.0000	100.0
26	58 13C5-PFHxA	318 > 272.9	5.63e3	5.63e3	0.125	1.000	3.62	3.46	12.5	100.0000	100.0
27	59 13C3-PFHxS	401.9 > 79.9	1.37e3	1.37e3	0.125	1.000	4.39	4.22	12.5	100.0000	100.0
28	60 13C8-PFOA	421.3 > 376	6.80e3	6.80e3	0.125	1.000	4.76	4.59	12.5	100.0000	100.0
29	61 13C9-PFNA	472.2 > 426.9	6.30e3	6.30e3	0.125	1.000	5.18	5.02	12.5	100.0000	100.0
30	62 13C4-PFOS	503 > 79.9	1.40e3	1.40e3	0.125	1.000	5.26	5.10	12.5	100.0000	100.0
31	63 13C6-PFDA	519.1 > 473.7	5.57e3	5.57e3	0.125	1.000	5.55	5.39	12.5	100.0000	100.0
32	64 13C7-PFUdA	570.1 > 524.8	5.97e3	5.97e3	0.125	1.000	5.87	5.70	12.5	100.0000	100.0

Dataset: F:\Projects\PFAS.PRO\Results\180315M1\180315M1-32.qld

Last Altered: Friday, March 16, 2018 13:47:57 Pacific Daylight Time

Printed: Friday, March 16, 2018 13:48:26 Pacific Daylight Time

Name: 180315M1\_32, Date: 16-Mar-2018, Time: 02:40:37, ID: B8C0085-BSD1 LCSD 0.125, Description: LCSD

	# Name	Trace	Area	IS Area	Wt./Vol.	RRF	Pred.RT	RT	y Axis Resp.	Conc.	%Rec
33	65 Total PFHxS	398.9 > 79.6	6.82e2	4.59e2	0.125		4.39		18.6	79.6811	
34	66 Total PFOA	413 > 368.7	4.09e3	5.45e3	0.125		4.76		9.37	76.4053	
35	67 Total PFOS	499 > 79.9	1.12e3	1.47e3	0.125		5.26		9.59	77.2210	
36	68 Total N-MeFOSAA	570.1 > 419	2.44e3	2.03e3	0.125		5.65		15.1	81.8912	
37	69 Total N-EtFOSAA	584.2 > 419	2.14e3	2.57e3	0.125		5.85		10.4	75.7918	



Dataset: F:\Projects\PFAS.PRO\Results\180315M1\180315M1-32.qld

Last Altered: Friday, March 16, 2018 13:47:57 Pacific Daylight Time

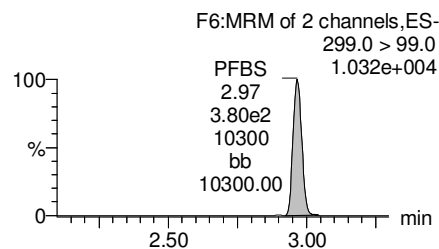
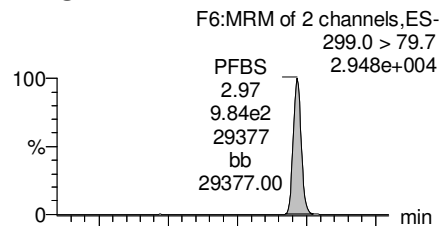
Printed: Friday, March 16, 2018 13:48:26 Pacific Daylight Time

Method: F:\Projects\PFAS.PRO\MethDB\PFAS\_FULL\_80C\_031418.mdb 16 Mar 2018 12:56:28

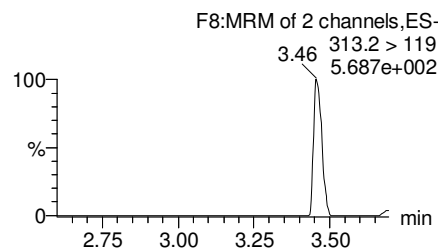
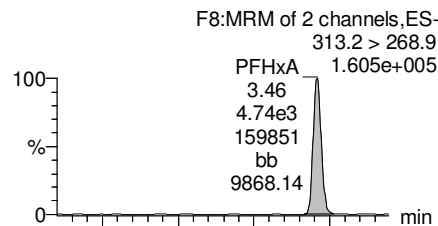
Calibration: F:\Projects\PFAS.PRO\CurveDB\C18\_VAL-PFAS\_Q4\_03-15-18-FULL.cdb 16 Mar 2018 10:07:42

Name: 180315M1\_32, Date: 16-Mar-2018, Time: 02:40:37, ID: B8C0085-BSD1 LCSD 0.125, Description: LCSD

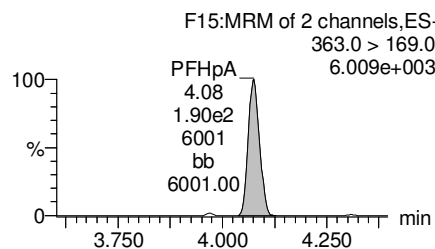
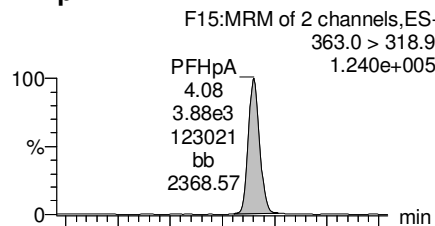
**PFBS**



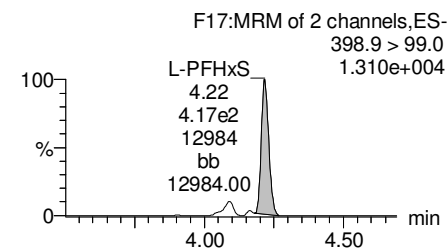
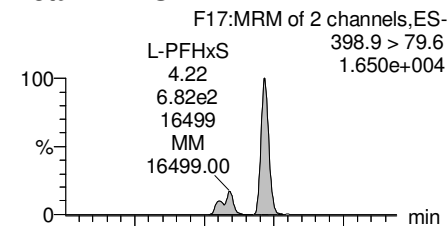
**PFHxA**



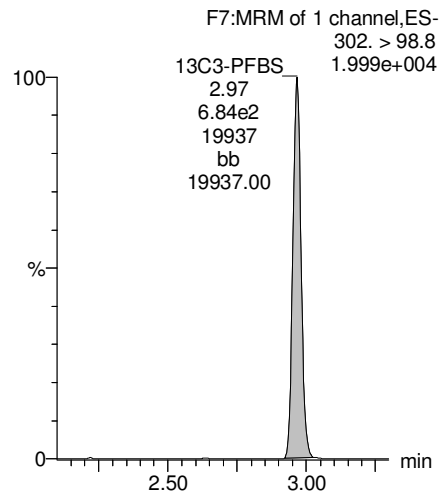
**PFHpA**



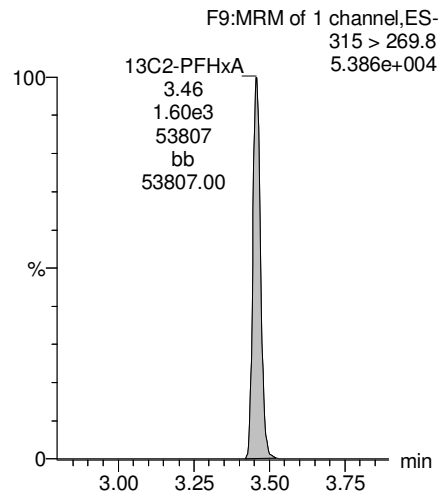
**Total PFHxS**



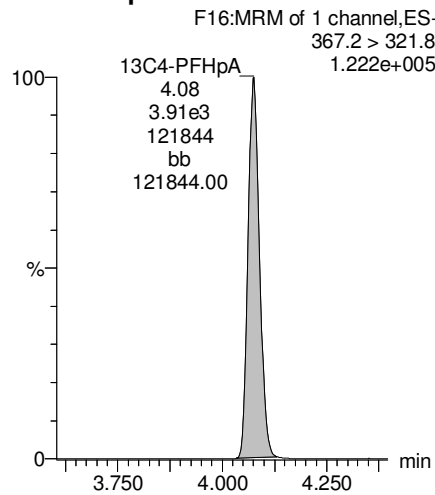
**13C3-PFBS**



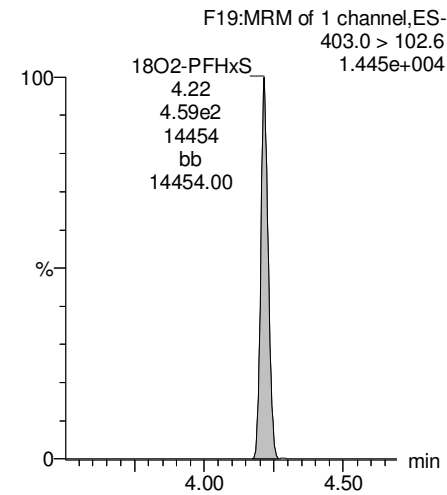
**13C2-PFHxA**



**13C4-PFHpA**



**18O2-PFHxS**



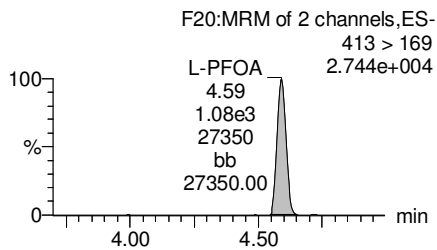
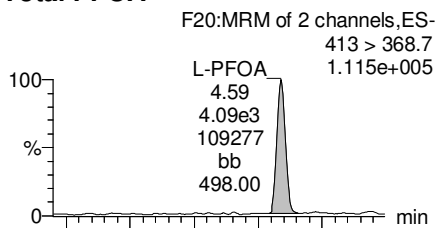
Dataset: F:\Projects\PFAS.PRO\Results\180315M1\180315M1-32.qld

Last Altered: Friday, March 16, 2018 13:47:57 Pacific Daylight Time

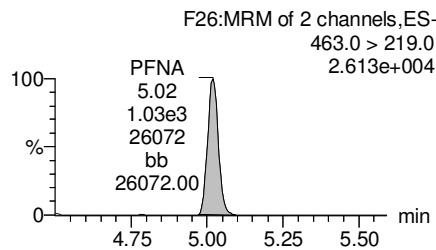
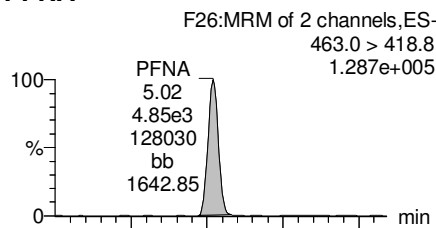
Printed: Friday, March 16, 2018 13:48:26 Pacific Daylight Time

Name: 180315M1\_32, Date: 16-Mar-2018, Time: 02:40:37, ID: B8C0085-BSD1 LCSD 0.125, Description: LCSD

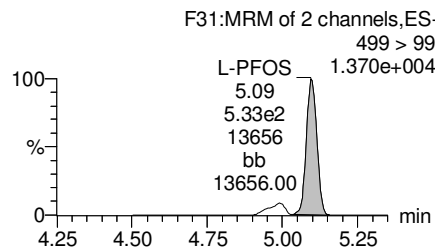
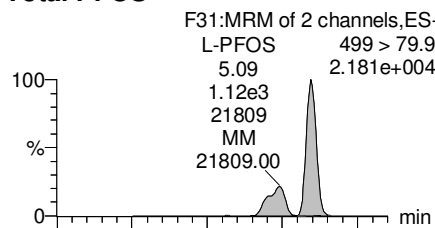
**Total PFOA**



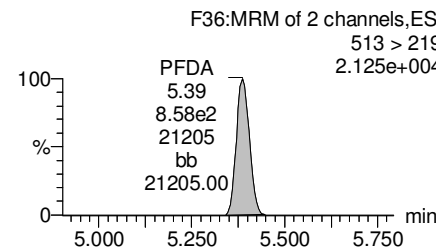
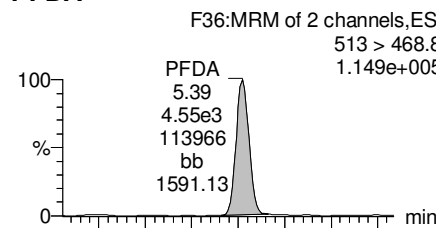
**PFNA**



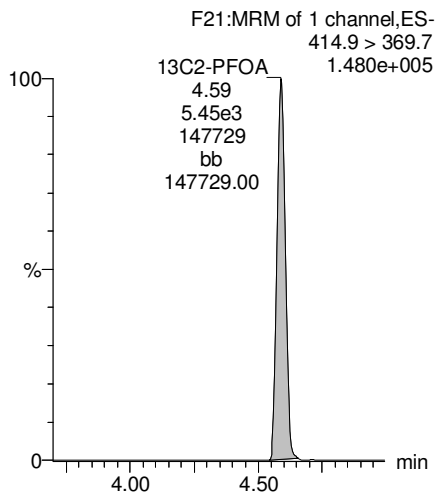
**Total PFOS**



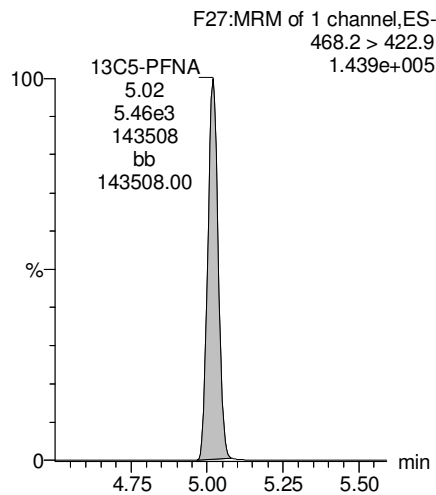
**PFDA**



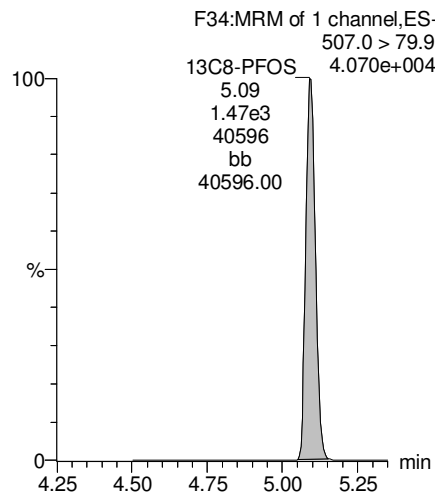
**13C2-PFOA**



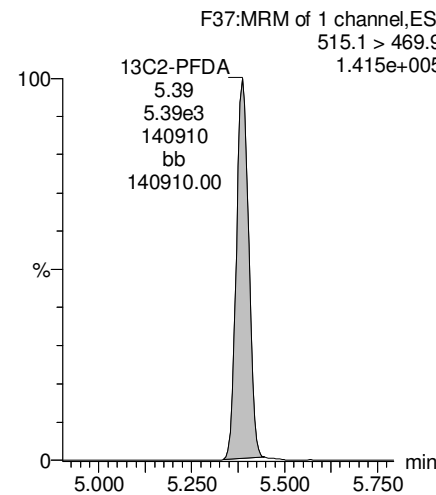
**13C5-PFNA**



**13C8-PFOS**



**13C2-PFDA**



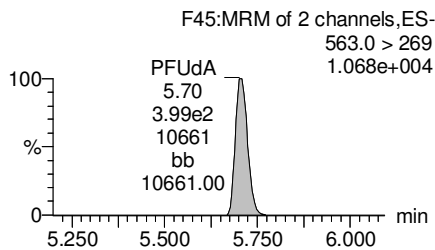
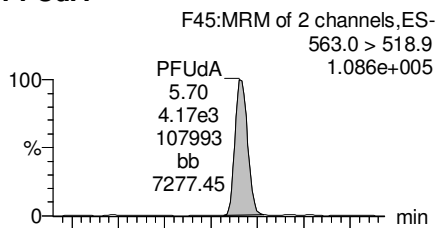
Dataset: F:\Projects\PFAS.PRO\Results\180315M1\180315M1-32.qld

Last Altered: Friday, March 16, 2018 13:47:57 Pacific Daylight Time

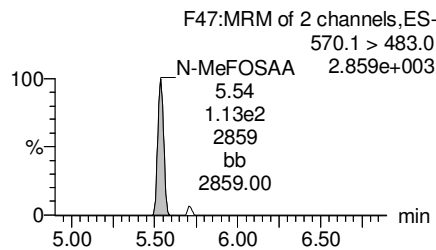
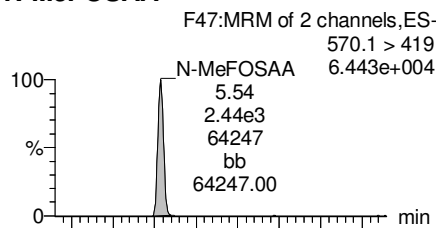
Printed: Friday, March 16, 2018 13:48:26 Pacific Daylight Time

Name: 180315M1\_32, Date: 16-Mar-2018, Time: 02:40:37, ID: B8C0085-BSD1 LCSD 0.125, Description: LCSD

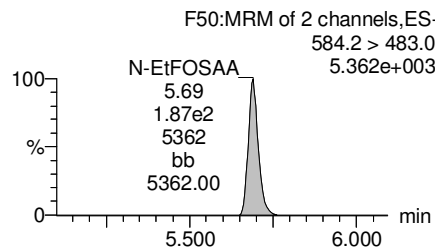
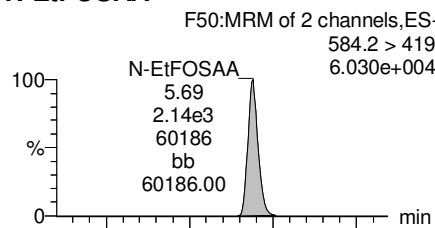
**PFUdA**



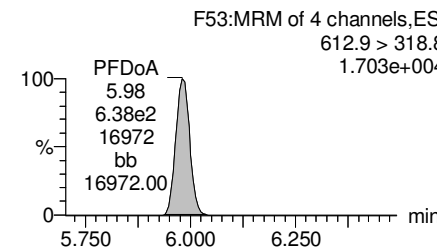
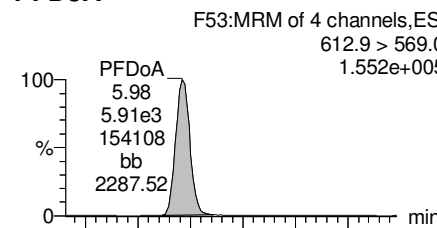
**N-MeFOSAA**



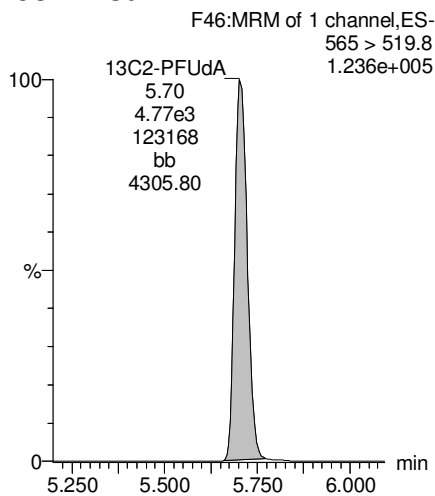
**N-EtFOSAA**



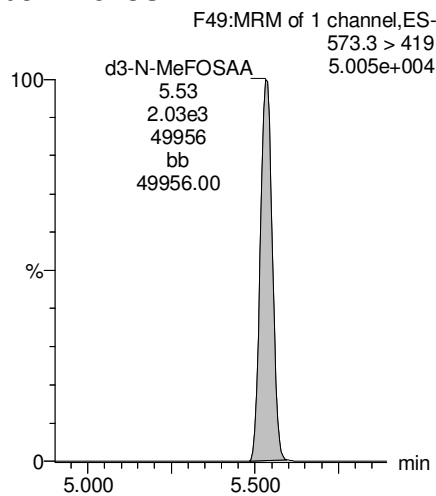
**PFDoA**



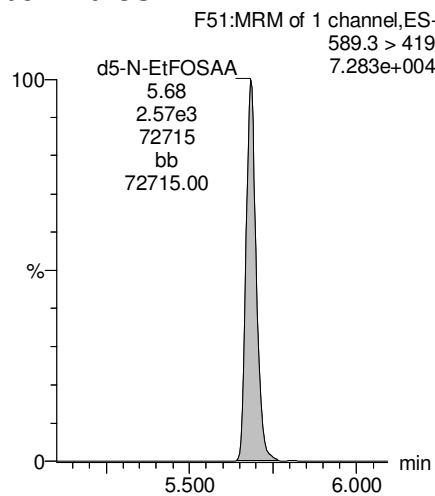
**13C2-PFUdA**



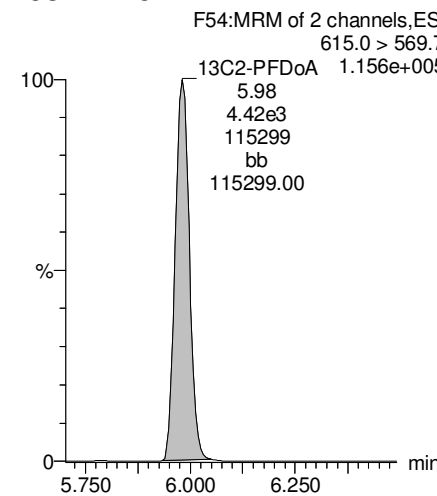
**d3-N-MeFOSAA**



**d5-N-EtFOSAA**



**13C2-PFDoA**



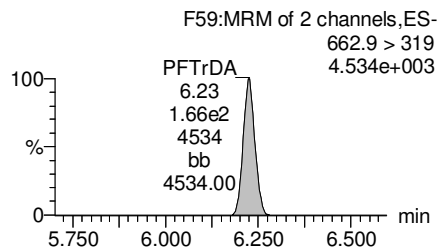
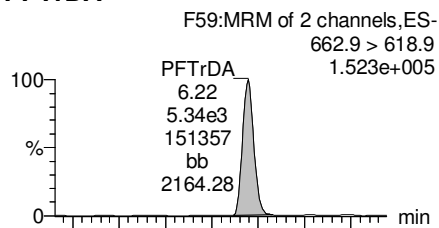
Dataset: F:\Projects\PFAS.PRO\Results\180315M1\180315M1-32.qld

Last Altered: Friday, March 16, 2018 13:47:57 Pacific Daylight Time

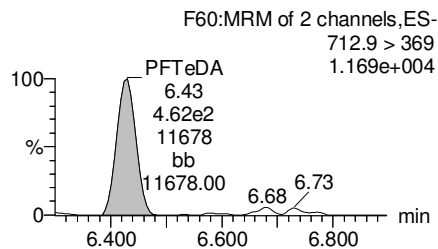
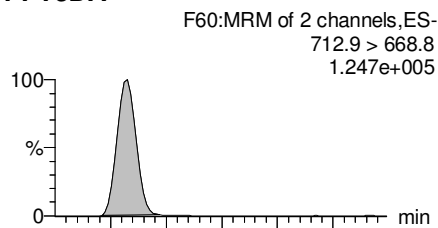
Printed: Friday, March 16, 2018 13:48:26 Pacific Daylight Time

Name: 180315M1\_32, Date: 16-Mar-2018, Time: 02:40:37, ID: B8C0085-BSD1 LCSD 0.125, Description: LCSD

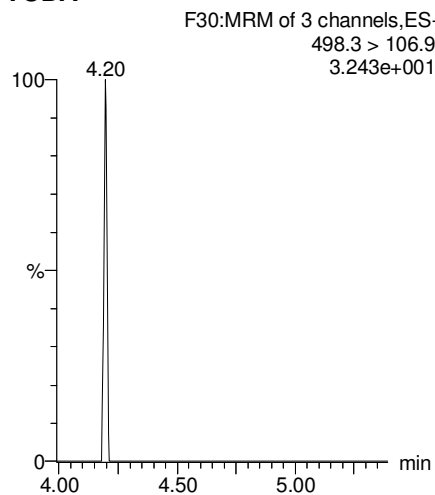
**PFTrDA**



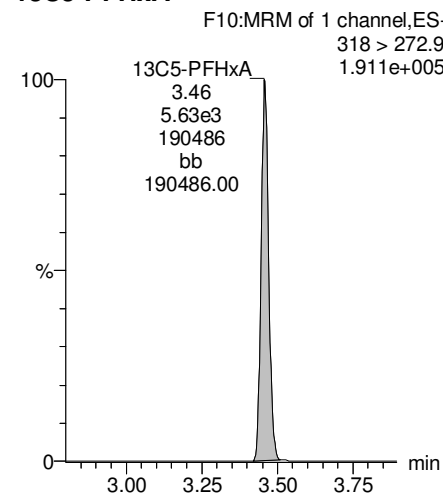
**PFTeDA**



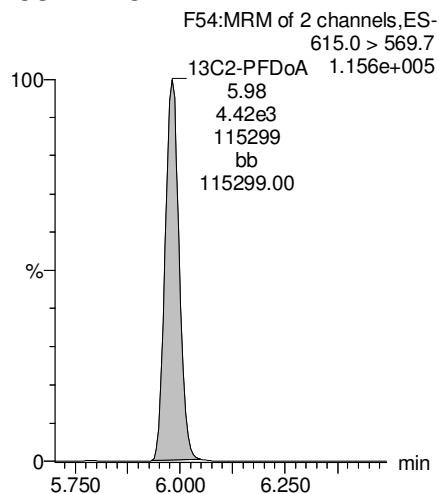
**TCDA**



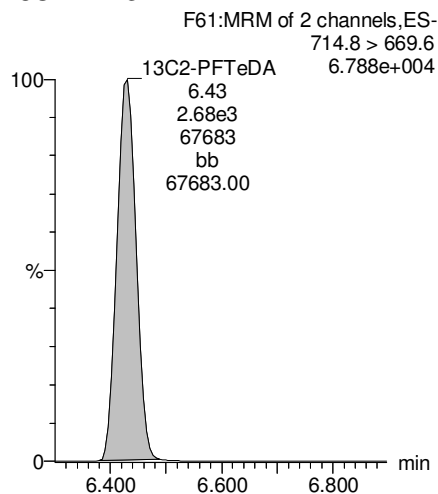
**13C5-PFHxA**



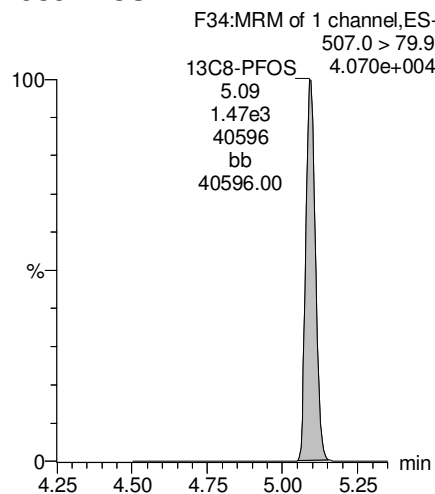
**13C2-PFDoA**



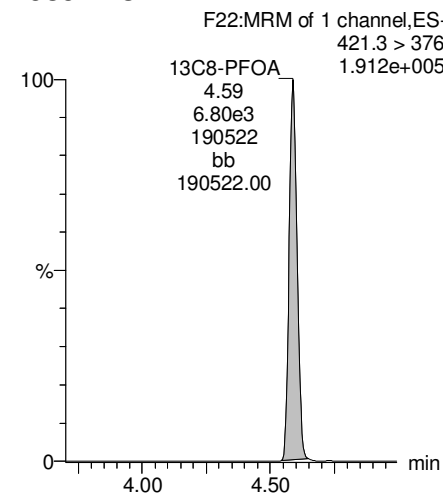
**13C2-PFTeDA**



**13C8-PFOS**



**13C8-PFOA**



Dataset: F:\Projects\PFAS.PRO\Results\180315M1\180315M1-32.qld

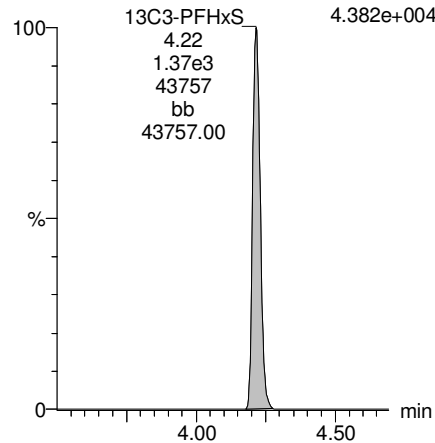
Last Altered: Friday, March 16, 2018 13:47:57 Pacific Daylight Time

Printed: Friday, March 16, 2018 13:48:26 Pacific Daylight Time

Name: 180315M1\_32, Date: 16-Mar-2018, Time: 02:40:37, ID: B8C0085-BSD1 LCSD 0.125, Description: LCSD

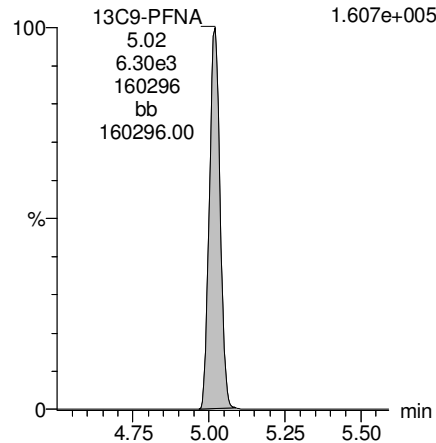
13C3-PFHxS

F18:MRM of 1 channel,ES-  
401.9 > 79.9  
4.382e+004



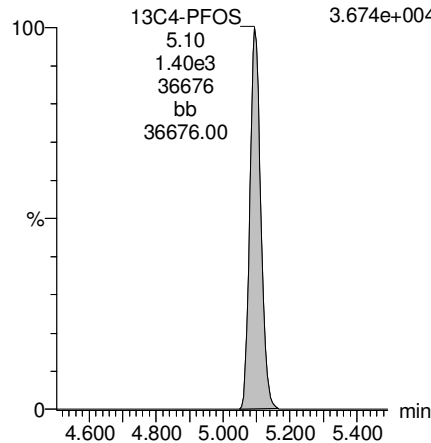
13C9-PFNA

F28:MRM of 1 channel,ES-  
472.2 > 426.9  
1.607e+005



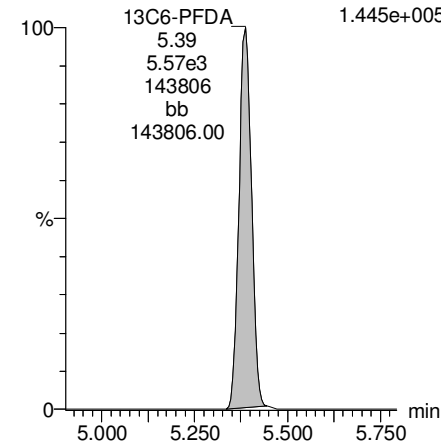
13C4-PFOS

F32:MRM of 1 channel,ES-  
503 > 79.9  
3.674e+004



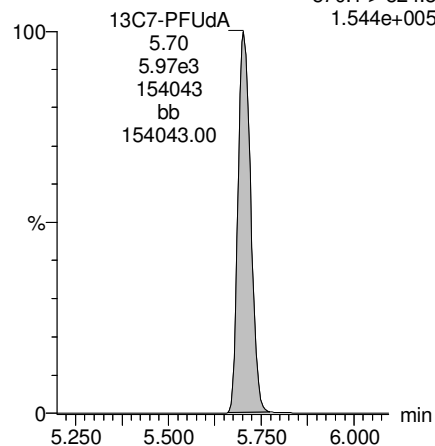
13C6-PFDA

F39:MRM of 1 channel,ES-  
519.1 > 473.7  
1.445e+005



13C7-PFUdA

F48:MRM of 1 channel,ES-  
570.1 > 524.8  
1.544e+005



Dataset: F:\Projects\PFAS.PRO\Results\180315M1\180315M1-48.qld

Last Altered: Friday, March 16, 2018 14:27:28 Pacific Daylight Time

Printed: Friday, March 16, 2018 14:32:42 Pacific Daylight Time

Method: F:\Projects\PFAS.PRO\MethDB\PFAS\_FULL\_80C\_031418.mdb 16 Mar 2018 12:56:28

Calibration: F:\Projects\PFAS.PRO\CurveDB\C18\_VAL-PFAS\_Q4\_03-15-18-FULL.cdb 16 Mar 2018 10:07:42

Name: 180315M1\_48, Date: 16-Mar-2018, Time: 05:43:47, ID: 1800410-01RE1 WI-AF-FB01-030118 0.11694, Description: WI-AF-FB01-030118

	# Name	Trace	Area	IS Area	Wt./Vol.	RRF	Pred.RT	RT	y Axis Resp.	Conc.	%Rec
1	3 PFBS	299.0 > 79.7		5.84e2	0.117		3.11				
2	5 PFHxA	313.2 > 268.9		1.42e3	0.117		3.62				
3	7 PFHpA	363.0 > 318.9		3.46e3	0.117		4.25				
4	8 L-PFHxS	398.9 > 79.6		4.14e2	0.117		4.18				
5	11 L-PFOA	413 > 368.7		4.84e3	0.117		4.60				
6	14 PFNA	463.0 > 418.8		5.41e3	0.117		5.18				
7	16 L-PFOS	499 > 79.9		1.35e3	0.117		5.26				
8	18 PFDA	513 > 468.8		4.14e3	0.117		5.55				
9	21 N-MeFOSAA	570.1 > 419		1.98e3	0.117		5.69				
10	22 N-EtFOSAA	584.2 > 419		2.40e3	0.117		5.85				
11	23 PFUdA	563.0 > 518.9		5.50e3	0.117		5.87				

Dataset: F:\Projects\PFAS.PRO\Results\180315M1\180315M1-48.qld

Last Altered: Friday, March 16, 2018 14:27:28 Pacific Daylight Time

Printed: Friday, March 16, 2018 14:32:56 Pacific Daylight Time

Method: F:\Projects\PFAS.PRO\MethDB\PFAS\_FULL\_80C\_031418.mdb 16 Mar 2018 12:56:28

Calibration: F:\Projects\PFAS.PRO\CurveDB\C18\_VAL-PFAS\_Q4\_03-15-18-FULL.cdb 16 Mar 2018 10:07:42

Name: 180315M1\_48, Date: 16-Mar-2018, Time: 05:43:47, ID: 1800410-01RE1 WI-AF-FB01-030118 0.11694, Description: WI-AF-FB01-030118

#	Name	Trace	Area	IS Area	Wt./Vol.	RRF	Pred.RT	RT	y Axis Resp.	Conc.	%Rec	
1	25	PFDa	612.9 > 569.0	3.59e3	0.117		6.14					
2	27	PFTrDA	662.9 > 618.9	3.59e3	0.117		6.39					
3	28	PFTeDA	712.9 > 668.8	2.28e3	0.117		6.56					
4	36	13C3-PFBS	302. > 98.8	5.84e2	5.41e3	0.117	0.103	3.11	2.95	1.35	111.7773	104.6
5	37	13C2-PFHxA	315 > 269.8	1.42e3	5.41e3	0.117	0.741	3.62	3.45	3.27	37.7847	88.4
6	38	13C4-PFHpA	367.2 > 321.8	3.46e3	5.41e3	0.117	0.726	4.25	4.07	8.00	94.2132	88.1
7	39	18O2-PFHxS	403.0 > 102.6	4.14e2	1.35e3	0.117	0.368	4.39	4.21	3.84	89.2570	83.5
8	40	13C2-6:2 FTS	429.1 > 408.9	1.31e3	5.63e3	0.117	0.265	4.70	4.52	2.91	94.0410	88.0
9	41	13C2-PFOA	414.9 > 369.7	4.84e3	5.63e3	0.117	0.987	4.76	4.58	10.7	93.0756	87.1
10	42	13C5-PFNA	468.2 > 422.9	5.41e3	6.79e3	0.117	0.967	5.18	5.01	9.95	88.0430	82.4
11	43	13C8-PFOSA	506.1 > 77.7	7.91e2	6.58e3	0.117	0.235	5.24	5.07	1.50	54.7057	51.2
12	44	13C8-PFOS	507.0 > 79.9	1.35e3	1.42e3	0.117	1.040	5.26	5.09	11.9	98.0255	91.7
13	45	13C2-PFDA	515.1 > 469.9	4.14e3	4.84e3	0.117	1.204	5.55	5.38	10.7	75.8461	71.0
14	46	13C2-8:2 FTS	529.1 > 508.7	7.86e2	5.41e3	0.117	0.168	5.53	5.35	1.82	92.5203	86.6
15	47	d3-N-MeFOSAA	573.3 > 419	1.98e3	6.58e3	0.117	0.465	5.69	5.52	3.76	69.1021	64.6
16	48	d5-N-EtFOSAA	589.3 > 419	2.40e3	6.58e3	0.117	0.510	5.85	5.67	4.57	76.6145	71.7
17	49	13C2-PFUdA	565 > 519.8	5.50e3	6.58e3	0.117	1.063	5.87	5.69	10.5	84.0455	78.6
18	50	13C2-PFDoA	615.0 > 569.7	3.59e3	6.58e3	0.117	0.875	6.14	5.97	6.82	66.6842	62.4
19	51	d3-N-MeFOSA	515.2 > 168.9		6.58e3	0.117	0.114	6.14				
20	52	13C2-PFTeDA	714.8 > 669.6	2.28e3	6.58e3	0.117	0.500	6.56	6.42	4.34	74.2232	69.4
21	53	d5-N-ETFOSA	531.1 > 168.9		6.58e3	0.117	0.158	6.48				
22	54	13C2-PFHxDA	815 > 769.7	2.18e3	6.58e3	0.117	1.081	6.85	6.72	4.14	32.7741	76.7
23	55	d7-N-MeFOSE	623.1 > 58.9		6.58e3	0.117	0.138	6.56				
24	56	d9-N-EtFOSE	639.2 > 58.8		6.58e3	0.117	0.127	6.70				
25	57	13C4-PFBA	217. > 171.8	3.80e3	3.80e3	0.117	1.000	1.86	1.71	12.5	106.8924	100.0
26	58	13C5-PFHxA	318 > 272.9	5.41e3	5.41e3	0.117	1.000	3.62	3.45	12.5	106.8924	100.0
27	59	13C3-PFHxS	401.9 > 79.9	1.35e3	1.35e3	0.117	1.000	4.39	4.21	12.5	106.8924	100.0
28	60	13C8-PFOA	421.3 > 376	5.63e3	5.63e3	0.117	1.000	4.76	4.58	12.5	106.8924	100.0
29	61	13C9-PFNA	472.2 > 426.9	6.79e3	6.79e3	0.117	1.000	5.18	5.01	12.5	106.8924	100.0
30	62	13C4-PFOS	503 > 79.9	1.42e3	1.42e3	0.117	1.000	5.26	5.09	12.5	106.8924	100.0
31	63	13C6-PFDA	519.1 > 473.7	4.84e3	4.84e3	0.117	1.000	5.55	5.38	12.5	106.8924	100.0
32	64	13C7-PFUdA	570.1 > 524.8	6.58e3	6.58e3	0.117	1.000	5.87	5.69	12.5	106.8924	100.0

Dataset: F:\Projects\PFAS.PRO\Results\180315M1\180315M1-48.qld

Last Altered: Friday, March 16, 2018 14:27:28 Pacific Daylight Time

Printed: Friday, March 16, 2018 14:32:56 Pacific Daylight Time

Name: 180315M1\_48, Date: 16-Mar-2018, Time: 05:43:47, ID: 1800410-01RE1 WI-AF-FB01-030118 0.11694, Description: WI-AF-FB01-030118

	# Name	Trace	Area	IS Area	Wt./Vol.	RRF	Pred.RT	RT	y Axis Resp.	Conc.	%Rec
33	65 Total PFHxS	398.9 > 79.6	0.00e0	4.14e2	0.117		4.39		0.000		
34	66 Total PFOA	413 > 368.7	0.00e0	4.84e3	0.117		4.76		0.000		
35	67 Total PFOS	499 > 79.9	0.00e0	1.35e3	0.117		5.26		0.000		
36	68 Total N-MeFOSAA	570.1 > 419	0.00e0	1.98e3	0.117		5.65		0.000		
37	69 Total N-EtFOSAA	584.2 > 419	0.00e0	2.40e3	0.117		5.85		0.000		



Dataset: F:\Projects\PFAS.PRO\Results\180315M1\180315M1-48.qld

Last Altered: Friday, March 16, 2018 14:27:28 Pacific Daylight Time

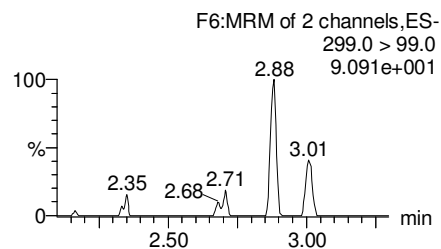
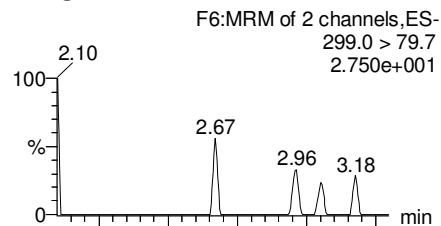
Printed: Friday, March 16, 2018 14:32:56 Pacific Daylight Time

Method: F:\Projects\PFAS.PRO\MethDB\PFAS\_FULL\_80C\_031418.mdb 16 Mar 2018 12:56:28

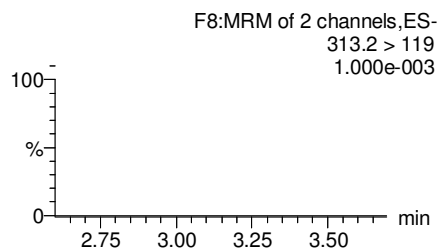
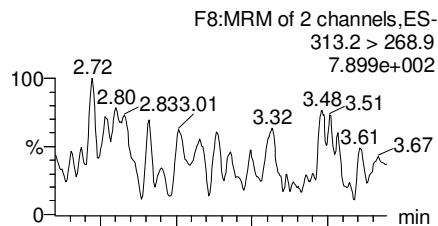
Calibration: F:\Projects\PFAS.PRO\CurveDB\C18\_VAL-PFAS\_Q4\_03-15-18-FULL.cdb 16 Mar 2018 10:07:42

Name: 180315M1\_48, Date: 16-Mar-2018, Time: 05:43:47, ID: 1800410-01RE1 WI-AF-FB01-030118 0.11694, Description: WI-AF-FB01-030118

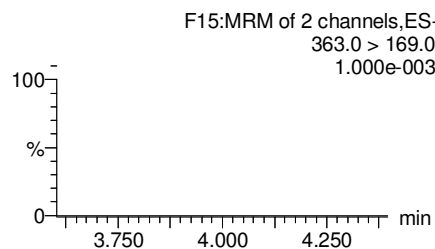
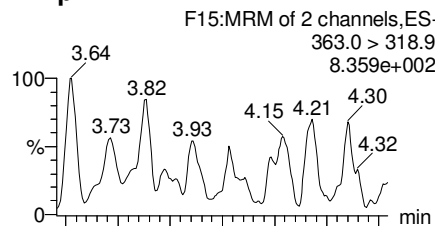
**PFBS**



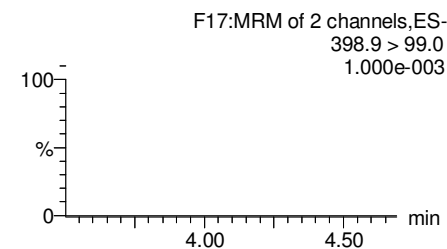
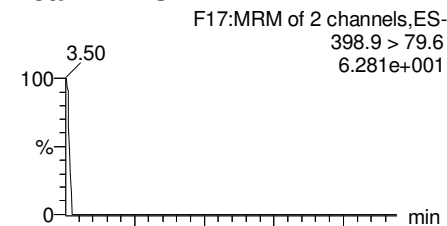
**PFHxA**



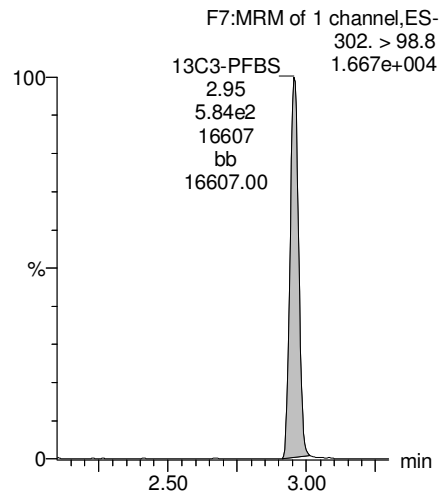
**PFHpA**



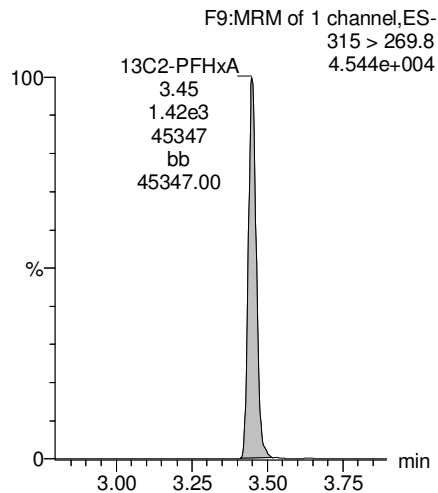
**Total PFHxS**



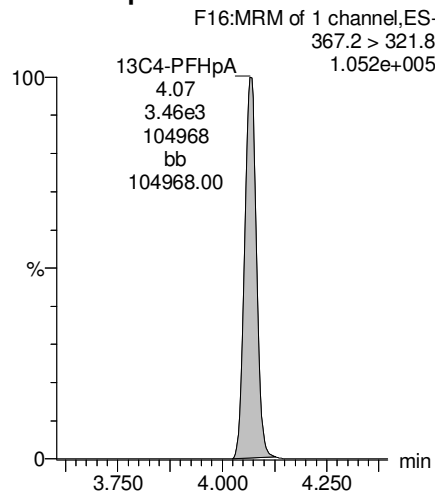
**13C3-PFBS**



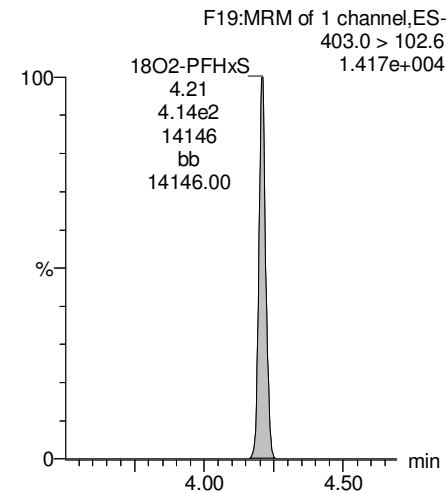
**13C2-PFHxA**



**13C4-PFHpA**



**18O2-PFHxS**



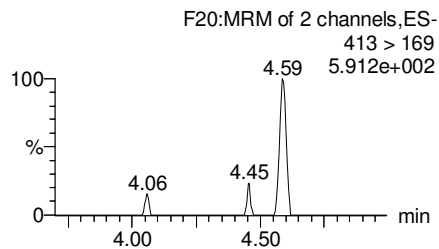
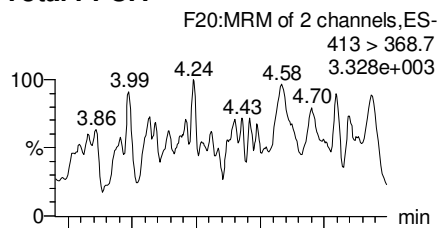
Dataset: F:\Projects\PFAS.PRO\Results\180315M1\180315M1-48.qld

Last Altered: Friday, March 16, 2018 14:27:28 Pacific Daylight Time

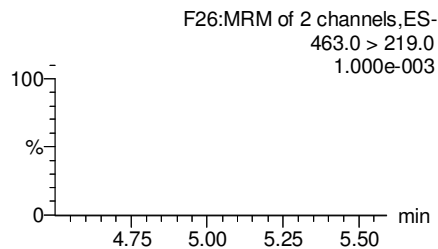
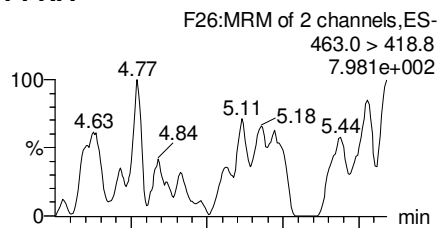
Printed: Friday, March 16, 2018 14:32:56 Pacific Daylight Time

Name: 180315M1\_48, Date: 16-Mar-2018, Time: 05:43:47, ID: 1800410-01RE1 WI-AF-FB01-030118 0.11694, Description: WI-AF-FB01-030118

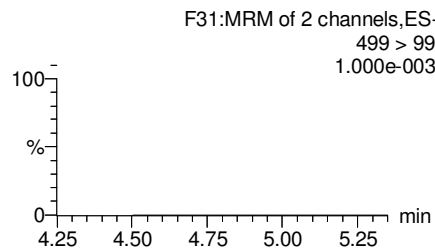
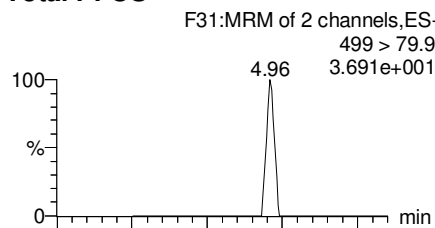
**Total PFOA**



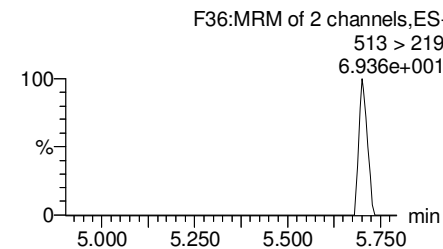
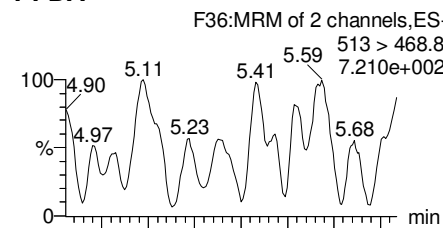
**PFNA**



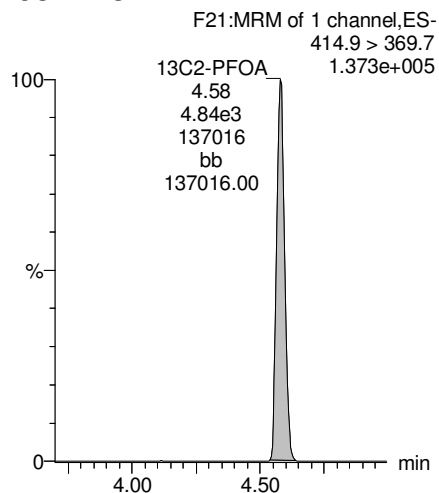
**Total PFOS**



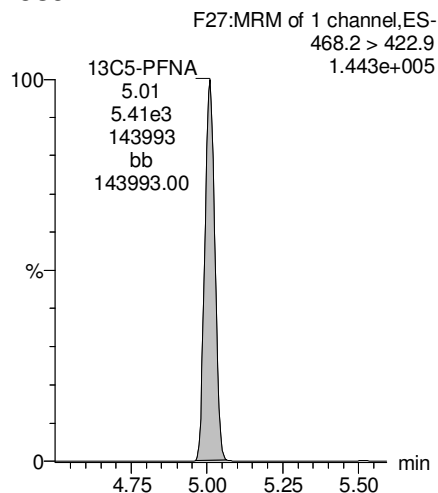
**PFDA**



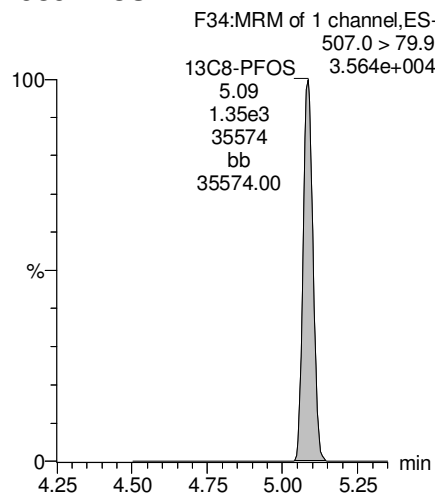
**13C2-PFOA**



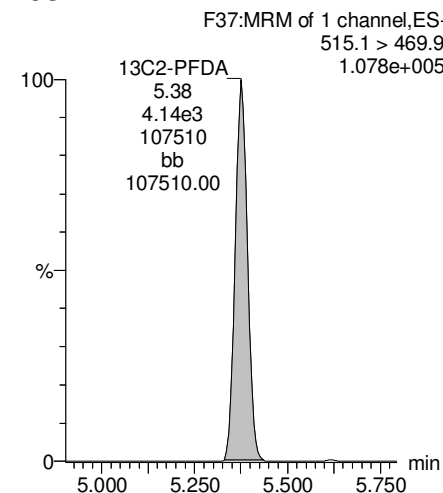
**13C5-PFNA**



**13C8-PFOS**



**13C2-PFDA**



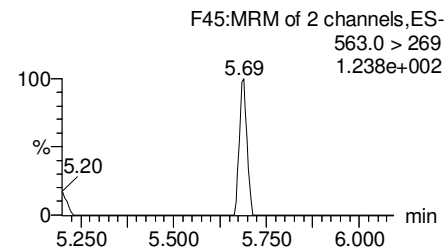
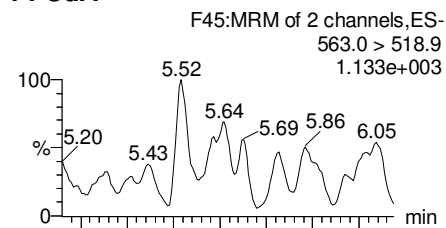
Dataset: F:\Projects\PFAS.PRO\Results\180315M1\180315M1-48.qld

Last Altered: Friday, March 16, 2018 14:27:28 Pacific Daylight Time

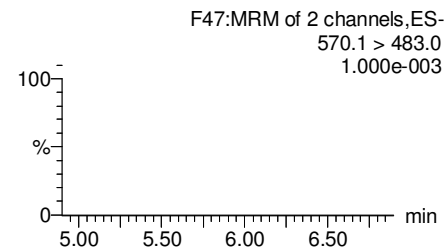
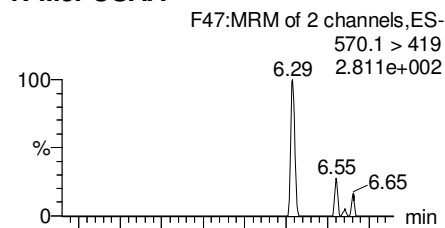
Printed: Friday, March 16, 2018 14:32:56 Pacific Daylight Time

Name: 180315M1\_48, Date: 16-Mar-2018, Time: 05:43:47, ID: 1800410-01RE1 WI-AF-FB01-030118 0.11694, Description: WI-AF-FB01-030118

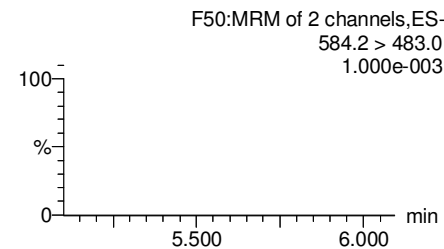
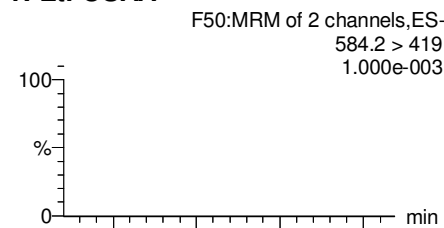
**PFUdA**



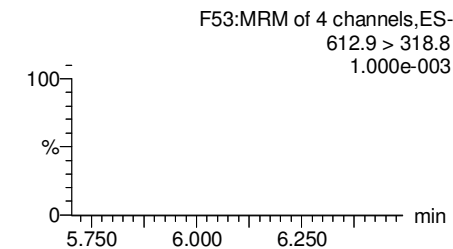
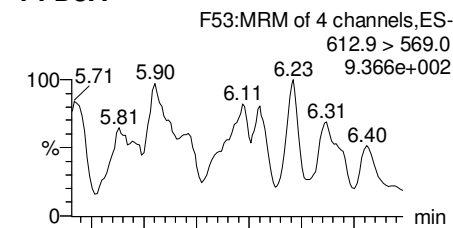
**N-MeFOSAA**



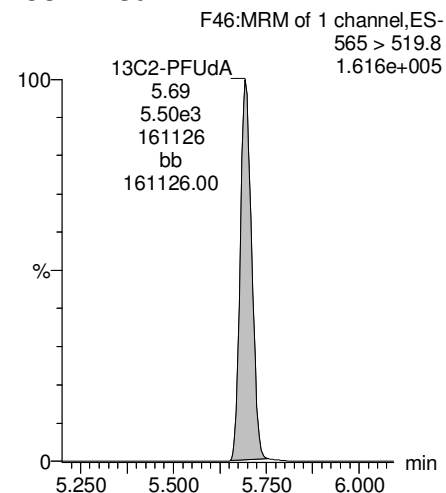
**N-EtFOSAA**



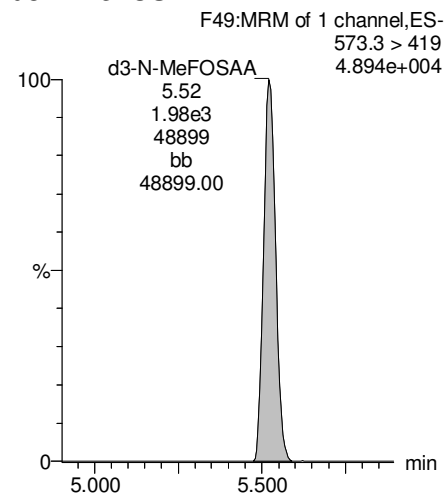
**PFDoA**



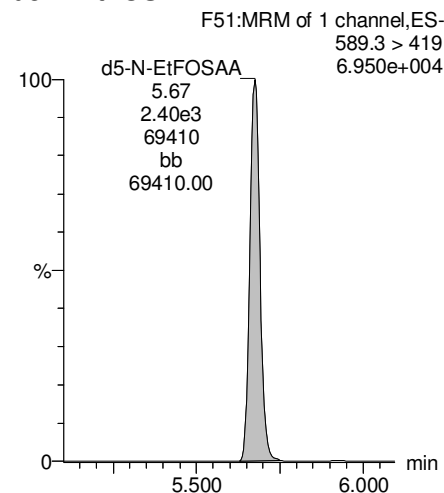
**13C2-PFUdA**



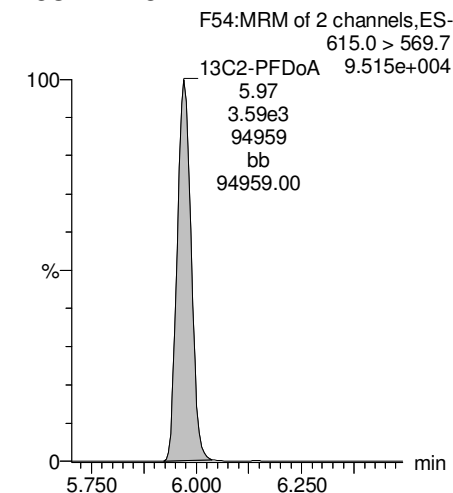
**d3-N-MeFOSAA**



**d5-N-EtFOSAA**



**13C2-PFDoA**



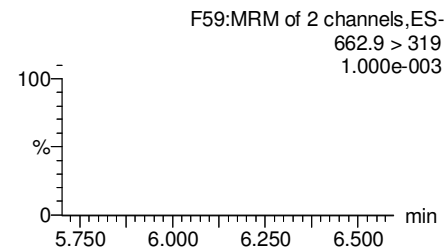
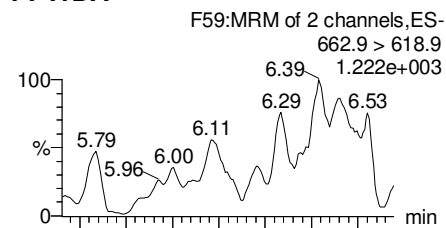
Dataset: F:\Projects\PFAS.PRO\Results\180315M1\180315M1-48.qld

Last Altered: Friday, March 16, 2018 14:27:28 Pacific Daylight Time

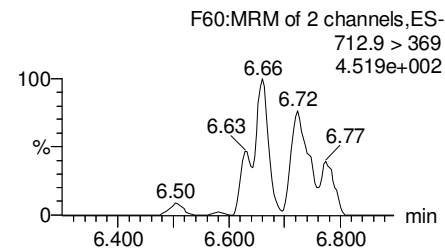
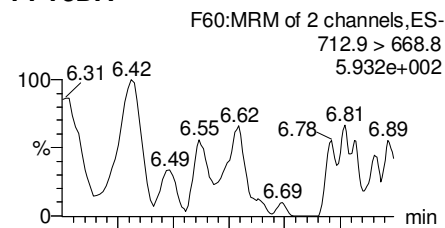
Printed: Friday, March 16, 2018 14:32:56 Pacific Daylight Time

Name: 180315M1\_48, Date: 16-Mar-2018, Time: 05:43:47, ID: 1800410-01RE1 WI-AF-FB01-030118 0.11694, Description: WI-AF-FB01-030118

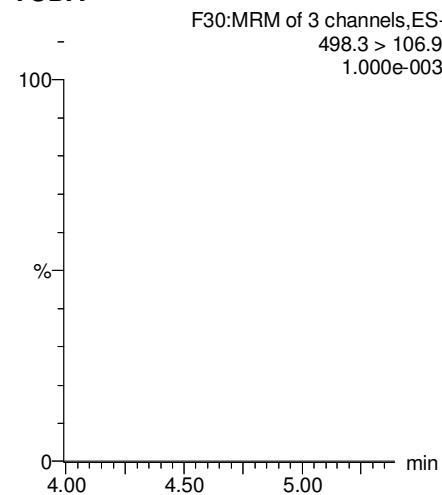
**PFTrDA**



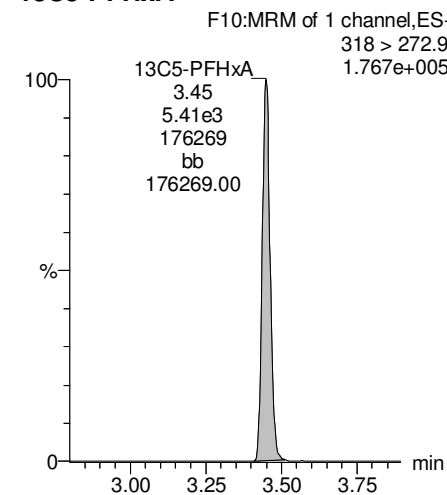
**PFTeDA**



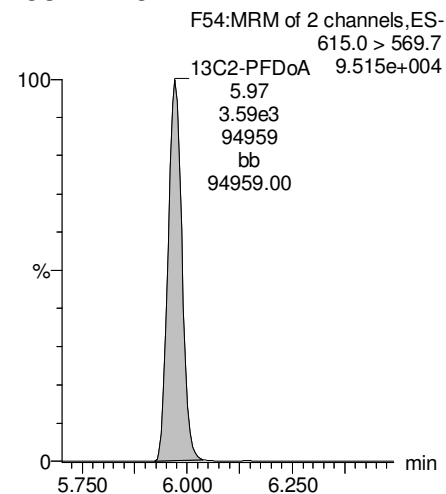
**TCDA**



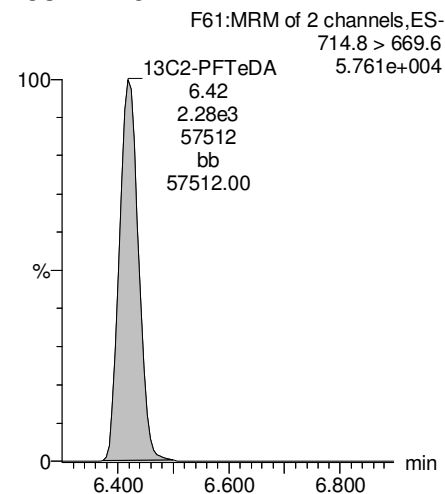
**13C5-PFHxA**



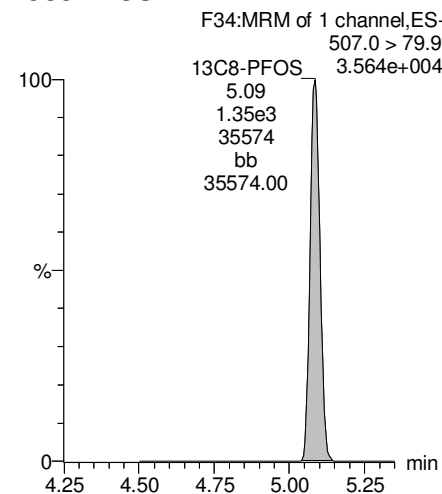
**13C2-PFDoA**



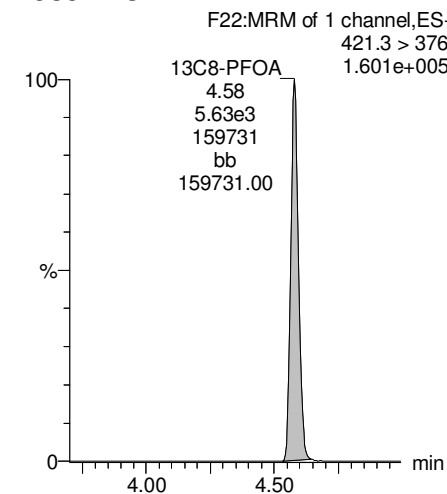
**13C2-PFTeDA**



**13C8-PFOS**



**13C8-PFOA**

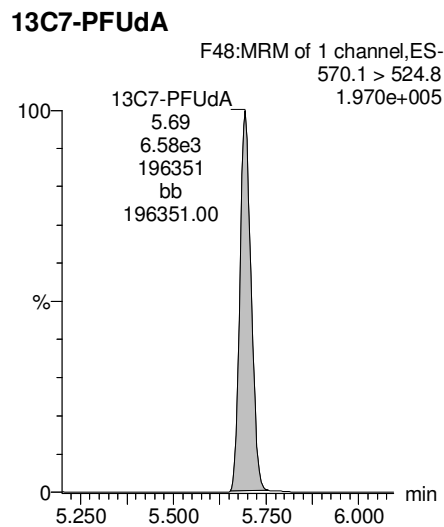
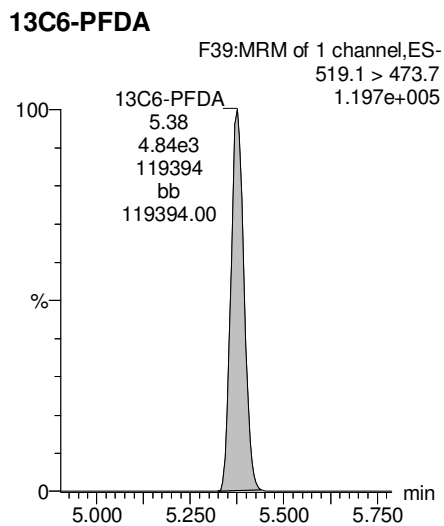
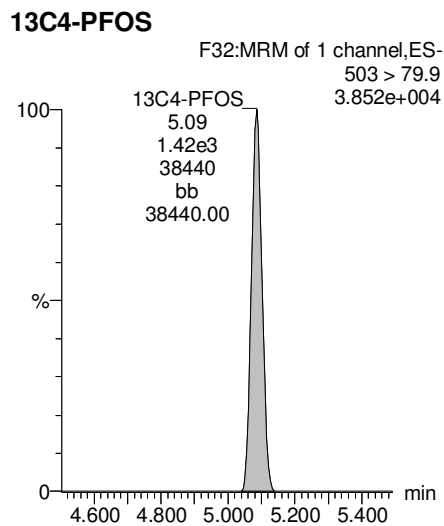
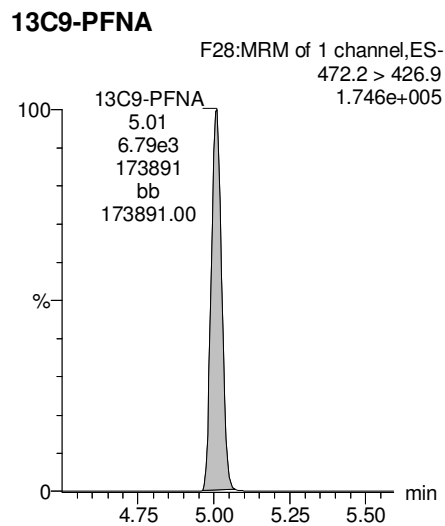
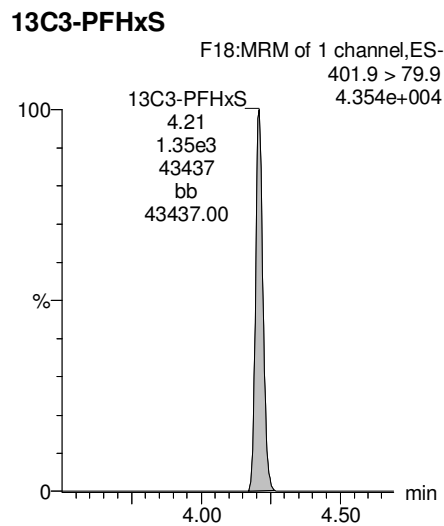


Dataset: F:\Projects\PFAS.PRO\Results\180315M1\180315M1-48.qld

Last Altered: Friday, March 16, 2018 14:27:28 Pacific Daylight Time

Printed: Friday, March 16, 2018 14:32:56 Pacific Daylight Time

Name: 180315M1\_48, Date: 16-Mar-2018, Time: 05:43:47, ID: 1800410-01RE1 WI-AF-FB01-030118 0.11694, Description: WI-AF-FB01-030118



Dataset: F:\Projects\PFAS.PRO\Results\180315M1\180315M1-49.qld

Last Altered: Friday, March 16, 2018 14:40:45 Pacific Daylight Time

Printed: Friday, March 16, 2018 14:41:03 Pacific Daylight Time

Method: F:\Projects\PFAS.PRO\MethDB\PFAS\_FULL\_80C\_031418.mdb 16 Mar 2018 12:56:28

Calibration: F:\Projects\PFAS.PRO\CurveDB\C18\_VAL-PFAS\_Q4\_03-15-18-FULL.cdb 16 Mar 2018 10:07:42

Name: 180315M1\_49, Date: 16-Mar-2018, Time: 05:55:16, ID: 1800410-02RE1 WI-AF-MW-615-0318 0.11362, Description: WI-AF-MW-615-0318

	# Name	Trace	Area	IS Area	Wt./Vol.	RRF	Pred.RT	RT	y Axis Resp.	Conc.	%Rec
1	3 PFBS	299.0 > 79.7	9.08e2	6.09e2	0.114		3.11	2.96	18.6	89.1413	
2	5 PFHxA	313.2 > 268.9	2.65e3	1.49e3	0.114		3.62	3.45	8.87	51.6516	
3	7 PFHpA	363.0 > 318.9	3.21e2	3.24e3	0.114		4.25	4.07	1.24	8.4078	
4	8 L-PFHxS	398.9 > 79.6	9.70e2	4.64e2	0.114		4.18	4.21	26.1	123.4794	
5	11 L-PFOA	413 > 368.7	3.61e2	5.01e3	0.114		4.60	4.58	0.901	7.8518	
6	14 PFNA	463.0 > 418.8		4.69e3	0.114		5.18				
7	16 L-PFOS	499 > 79.9	3.07e1	1.22e3	0.114		5.26	5.09	0.314	3.3712	
8	18 PFDA	513 > 468.8		4.61e3	0.114		5.55				
9	21 N-MeFOSAA	570.1 > 419		2.32e3	0.114		5.69				
10	22 N-EtFOSAA	584.2 > 419		2.45e3	0.114		5.85				
11	23 PFUdA	563.0 > 518.9		5.67e3	0.114		5.87				

Dataset: F:\Projects\PFAS.PRO\Results\180315M1\180315M1-49.qld

Last Altered: Friday, March 16, 2018 14:40:45 Pacific Daylight Time

Printed: Friday, March 16, 2018 14:41:11 Pacific Daylight Time

Method: F:\Projects\PFAS.PRO\MethDB\PFAS\_FULL\_80C\_031418.mdb 16 Mar 2018 12:56:28

Calibration: F:\Projects\PFAS.PRO\CurveDB\C18\_VAL-PFAS\_Q4\_03-15-18-FULL.cdb 16 Mar 2018 10:07:42

Name: 180315M1\_49, Date: 16-Mar-2018, Time: 05:55:16, ID: 1800410-02RE1 WI-AF-MW-615-0318 0.11362, Description: WI-AF-MW-615-0318

#	Name	Trace	Area	IS Area	Wt./Vol.	RRF	Pred.RT	RT	y Axis Resp.	Conc.	%Rec
1	25	PFDa	612.9 > 569.0	3.88e3	0.114		6.14				
2	27	PFTDA	662.9 > 618.9	3.88e3	0.114		6.39				
3	28	PFTeDA	712.9 > 668.8	2.30e3	0.114		6.56				
4	36	13C3-PFBS	302. > 98.8	6.09e2	5.24e3	0.114	0.103	3.11	2.95	1.45	123.7595
5	37	13C2-PFHxA	315 > 269.8	1.49e3	5.24e3	0.114	0.741	3.62	3.45	3.56	42.3146
6	38	13C4-PFHpA	367.2 > 321.8	3.24e3	5.24e3	0.114	0.726	4.25	4.07	7.73	93.6969
7	39	18O2-PFHxS	403.0 > 102.6	4.64e2	1.24e3	0.114	0.368	4.39	4.21	4.68	111.8178
8	40	13C2-6:2 FTS	429.1 > 408.9	1.34e3	5.27e3	0.114	0.265	4.70	4.53	3.18	105.5323
9	41	13C2-PFOA	414.9 > 369.7	5.01e3	5.27e3	0.114	0.987	4.76	4.58	11.9	105.9596
10	42	13C5-PFNA	468.2 > 422.9	4.69e3	5.91e3	0.114	0.967	5.18	5.01	9.92	90.3462
11	43	13C8-PFOA	506.1 > 77.7	1.10e3	5.69e3	0.114	0.235	5.24	5.08	2.41	90.2286
12	44	13C8-PFOS	507.0 > 79.9	1.22e3	1.49e3	0.114	1.040	5.26	5.09	10.3	86.9606
13	45	13C2-PFDA	515.1 > 469.9	4.61e3	4.39e3	0.114	1.204	5.55	5.38	13.1	96.0776
14	46	13C2-8:2 FTS	529.1 > 508.7	9.55e2	5.24e3	0.114	0.168	5.53	5.35	2.28	119.3381
15	47	d3-N-MeFOSAA	573.3 > 419	2.32e3	5.69e3	0.114	0.465	5.69	5.53	5.09	96.2459
16	48	d5-N-EtFOSAA	589.3 > 419	2.45e3	5.69e3	0.114	0.510	5.85	5.68	5.38	92.7731
17	49	13C2-PFUdA	565 > 519.8	5.67e3	5.69e3	0.114	1.063	5.87	5.70	12.5	103.1507
18	50	13C2-PFDoA	615.0 > 569.7	3.88e3	5.69e3	0.114	0.875	6.14	5.98	8.53	85.8415
19	51	d3-N-MeFOSA	515.2 > 168.9		5.69e3	0.114	0.114	6.14			
20	52	13C2-PFTeDA	714.8 > 669.6	2.30e3	5.69e3	0.114	0.500	6.56	6.42	5.06	89.1263
21	53	d5-N-ETFOSA	531.1 > 168.9		5.69e3	0.114	0.158	6.48			
22	54	13C2-PFHxDA	815 > 769.7	1.94e3	5.69e3	0.114	1.081	6.85	6.72	4.27	34.7869
23	55	d7-N-MeFOSE	623.1 > 58.9		5.69e3	0.114	0.138	6.56			
24	56	d9-N-EtFOSE	639.2 > 58.8		5.69e3	0.114	0.127	6.70			
25	57	13C4-PFBA	217. > 171.8	3.62e3	3.62e3	0.114	1.000	1.86	1.71	12.5	110.0158
26	58	13C5-PFHxA	318 > 272.9	5.24e3	5.24e3	0.114	1.000	3.62	3.45	12.5	110.0158
27	59	13C3-PFHxS	401.9 > 79.9	1.24e3	1.24e3	0.114	1.000	4.39	4.21	12.5	110.0158
28	60	13C8-PFOA	421.3 > 376	5.27e3	5.27e3	0.114	1.000	4.76	4.58	12.5	110.0158
29	61	13C9-PFNA	472.2 > 426.9	5.91e3	5.91e3	0.114	1.000	5.18	5.01	12.5	110.0158
30	62	13C4-PFOS	503 > 79.9	1.49e3	1.49e3	0.114	1.000	5.26	5.09	12.5	110.0158
31	63	13C6-PFDA	519.1 > 473.7	4.39e3	4.39e3	0.114	1.000	5.55	5.38	12.5	110.0158
32	64	13C7-PFUdA	570.1 > 524.8	5.69e3	5.69e3	0.114	1.000	5.87	5.70	12.5	110.0158

Dataset: F:\Projects\PFAS.PRO\Results\180315M1\180315M1-49.qld

Last Altered: Friday, March 16, 2018 14:40:45 Pacific Daylight Time

Printed: Friday, March 16, 2018 14:41:11 Pacific Daylight Time

Name: 180315M1\_49, Date: 16-Mar-2018, Time: 05:55:16, ID: 1800410-02RE1 WI-AF-MW-615-0318 0.11362, Description: WI-AF-MW-615-0318

	# Name	Trace	Area	IS Area	Wt./Vol.	RRF	Pred.RT	RT	y Axis Resp.	Conc.	%Rec
33	65 Total PFHxS	398.9 > 79.6	9.70e2	4.64e2	0.114		4.39		26.1	123.4794	
34	66 Total PFOA	413 > 368.7	3.61e2	5.01e3	0.114		4.76		0.901	7.8518	
35	67 Total PFOS	499 > 79.9	3.07e1	1.22e3	0.114		5.26		0.314	3.3712	
36	68 Total N-MeFOSAA	570.1 > 419	0.00e0	2.32e3	0.114		5.65		0.000		
37	69 Total N-EtFOSAA	584.2 > 419	0.00e0	2.45e3	0.114		5.85		0.000		



Dataset: F:\Projects\PFAS.PRO\Results\180315M1\180315M1-49.qld

Last Altered: Friday, March 16, 2018 14:40:45 Pacific Daylight Time

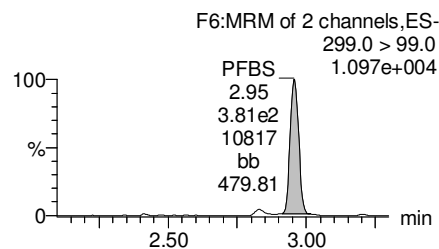
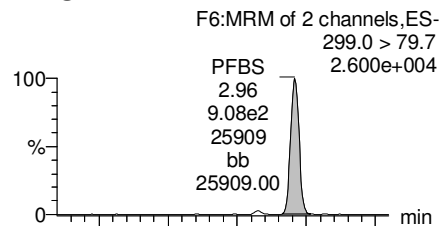
Printed: Friday, March 16, 2018 14:41:11 Pacific Daylight Time

Method: F:\Projects\PFAS.PRO\MethDB\PFAS\_FULL\_80C\_031418.mdb 16 Mar 2018 12:56:28

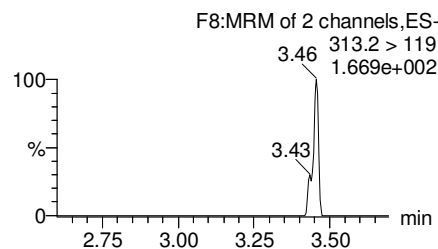
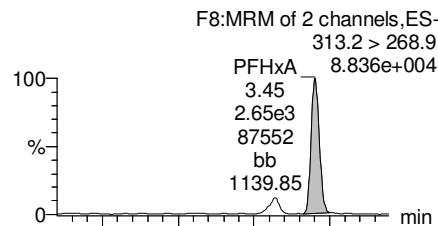
Calibration: F:\Projects\PFAS.PRO\CurveDB\C18\_VAL-PFAS\_Q4\_03-15-18-FULL.cdb 16 Mar 2018 10:07:42

Name: 180315M1\_49, Date: 16-Mar-2018, Time: 05:55:16, ID: 1800410-02RE1 WI-AF-MW-615-0318 0.11362, Description: WI-AF-MW-615-0318

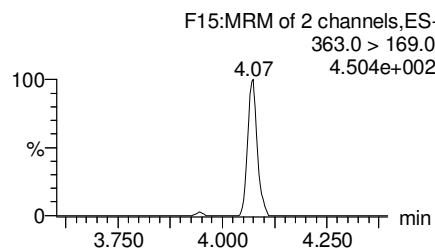
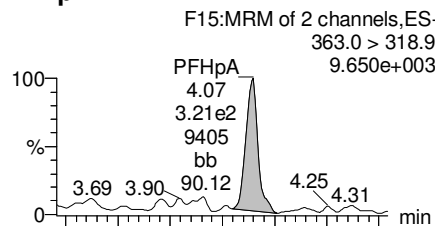
**PFBS**



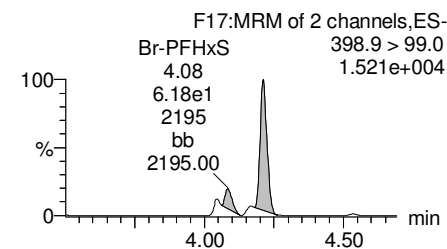
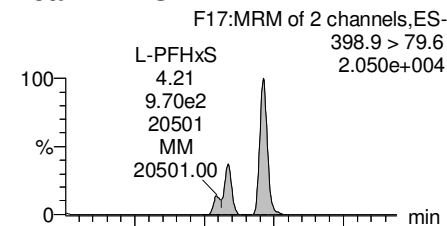
**PFHxA**



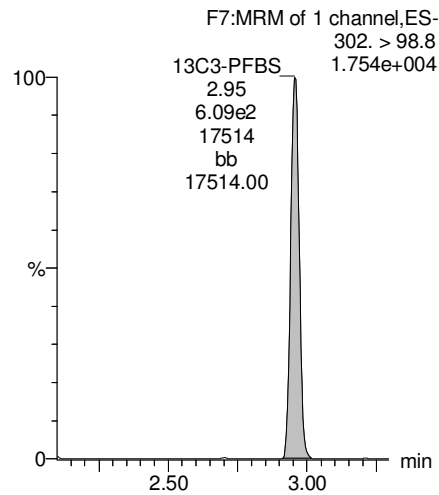
**PFHpA**



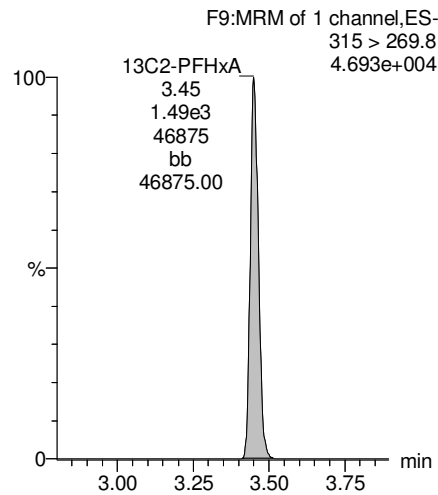
**Total PFHxS**



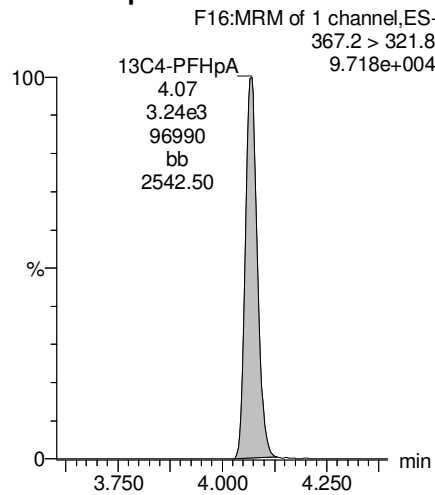
**13C3-PFBS**



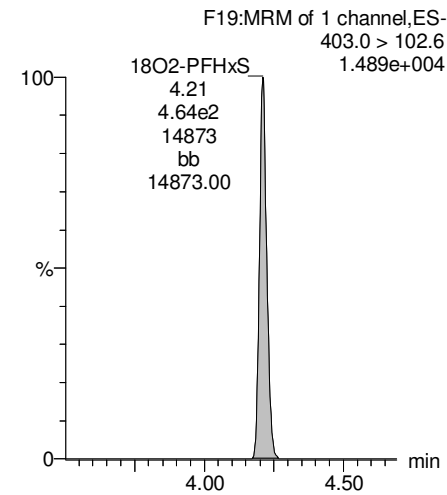
**13C2-PFHxA**



**13C4-PFHpA**



**18O2-PFHxS**



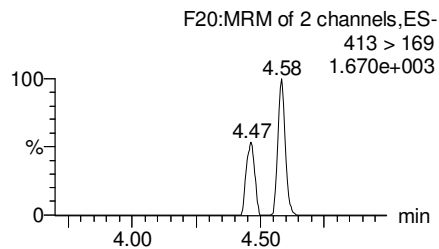
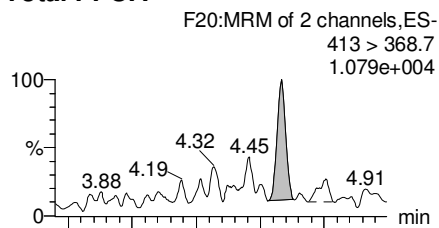
Dataset: F:\Projects\PFAS.PRO\Results\180315M1\180315M1-49.qld

Last Altered: Friday, March 16, 2018 14:40:45 Pacific Daylight Time

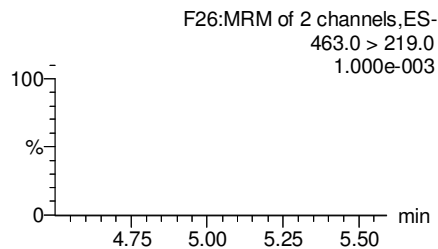
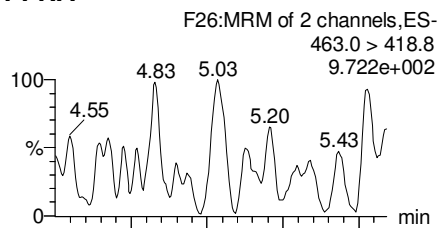
Printed: Friday, March 16, 2018 14:41:11 Pacific Daylight Time

Name: 180315M1\_49, Date: 16-Mar-2018, Time: 05:55:16, ID: 1800410-02RE1 WI-AF-MW-615-0318 0.11362, Description: WI-AF-MW-615-0318

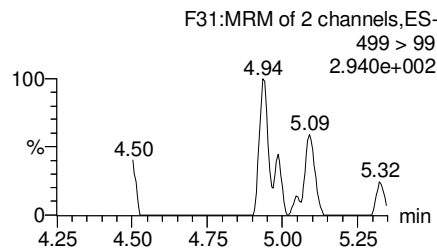
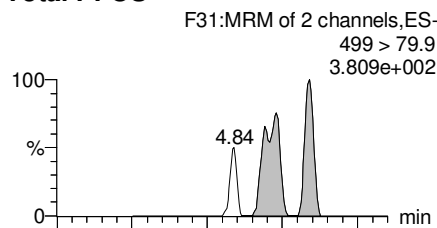
**Total PFOA**



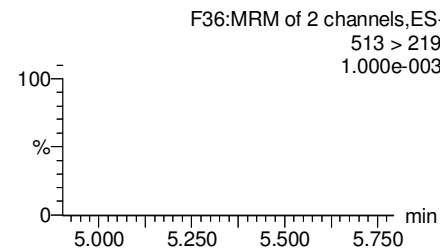
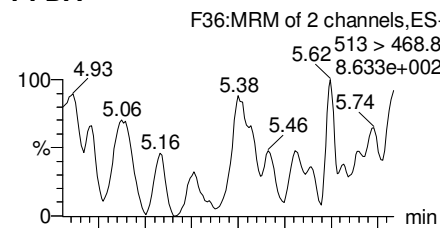
**PFNA**



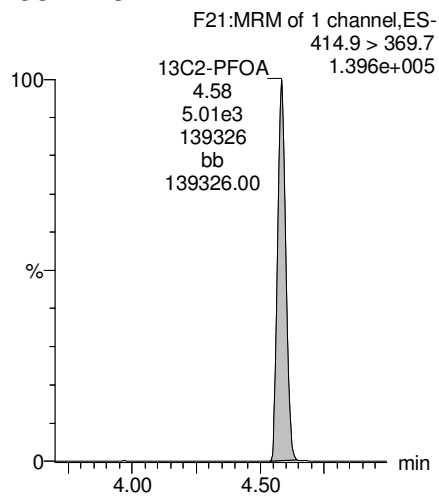
**Total PFOS**



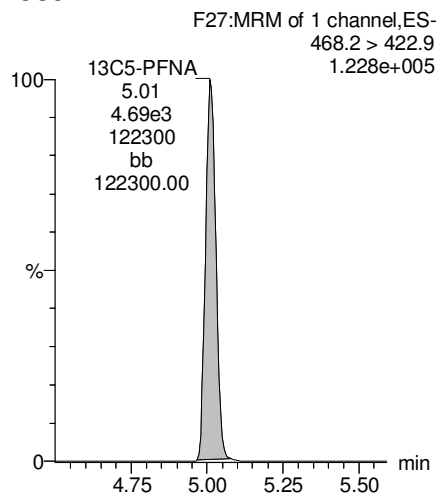
**PFDA**



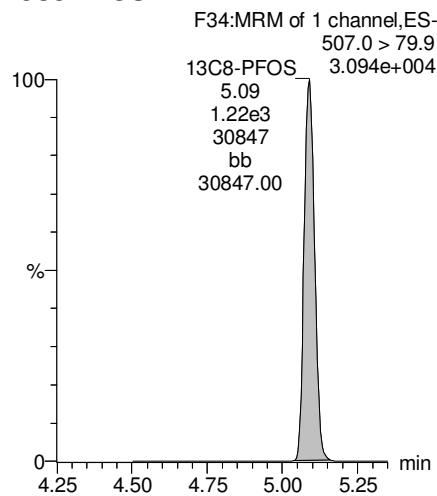
**13C2-PFOA**



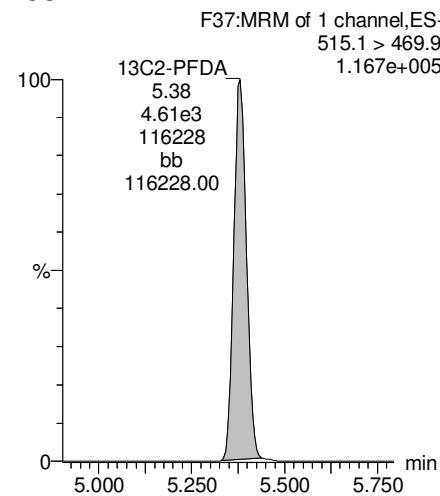
**13C5-PFNA**



**13C8-PFOS**



**13C2-PFDA**



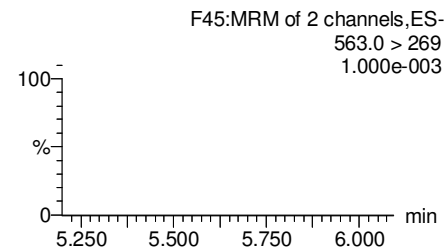
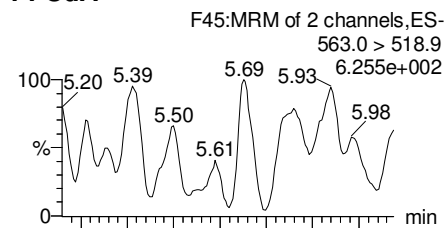
Dataset: F:\Projects\PFAS.PRO\Results\180315M1\180315M1-49.qld

Last Altered: Friday, March 16, 2018 14:40:45 Pacific Daylight Time

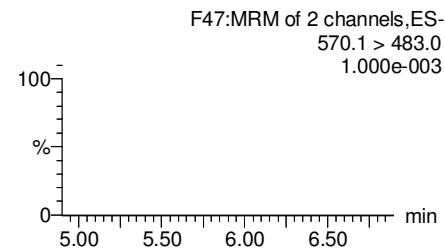
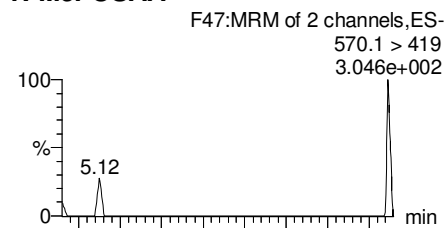
Printed: Friday, March 16, 2018 14:41:11 Pacific Daylight Time

Name: 180315M1\_49, Date: 16-Mar-2018, Time: 05:55:16, ID: 1800410-02RE1 WI-AF-MW-615-0318 0.11362, Description: WI-AF-MW-615-0318

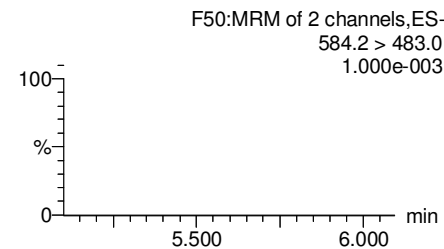
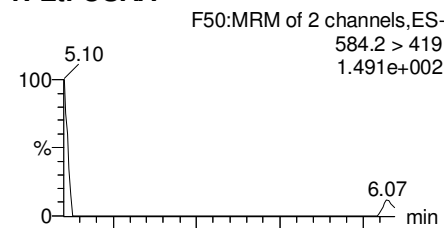
**PFUdA**



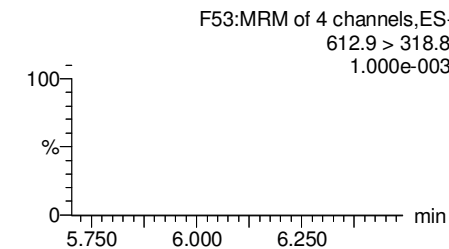
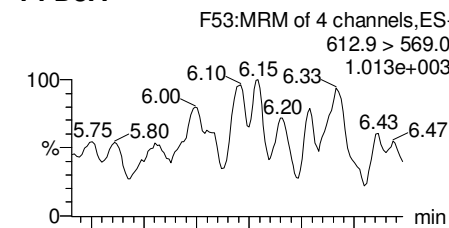
**N-MeFOSAA**



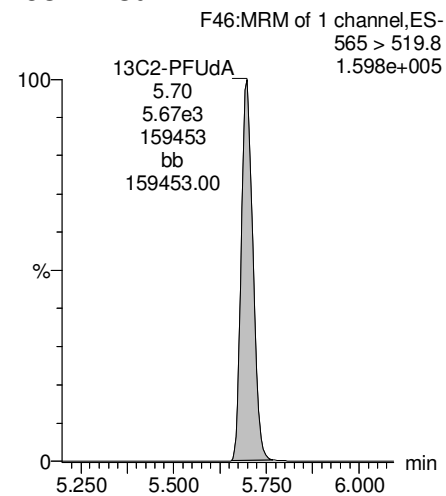
**N-EtFOSAA**



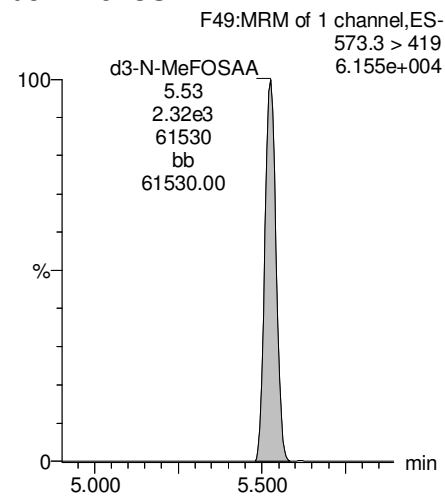
**PFDaA**



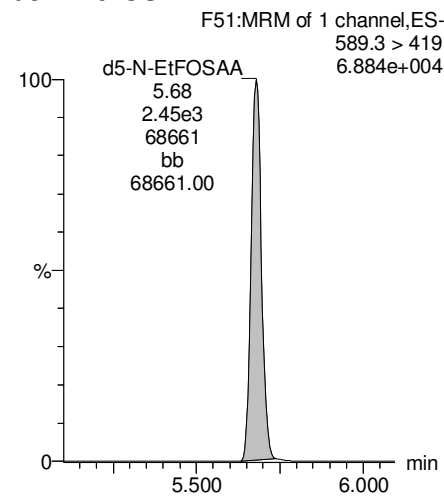
**13C2-PFUdA**



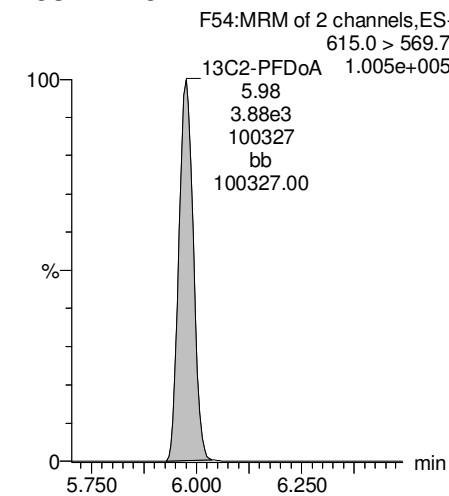
**d3-N-MeFOSAA**



**d5-N-EtFOSAA**



**13C2-PFDaA**



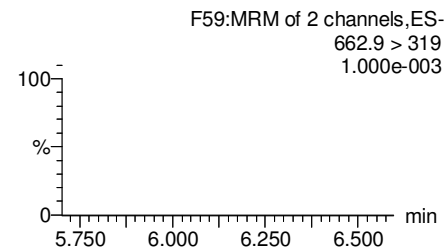
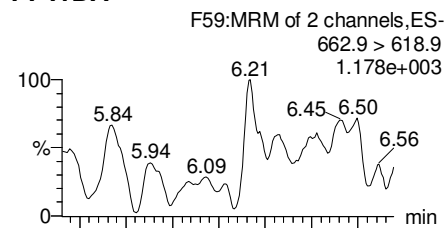
Dataset: F:\Projects\PFAS.PRO\Results\180315M1\180315M1-49.qld

Last Altered: Friday, March 16, 2018 14:40:45 Pacific Daylight Time

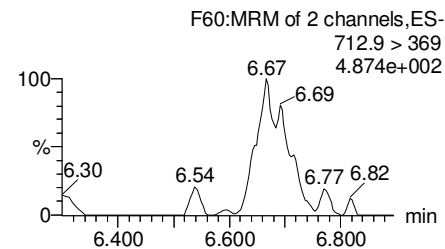
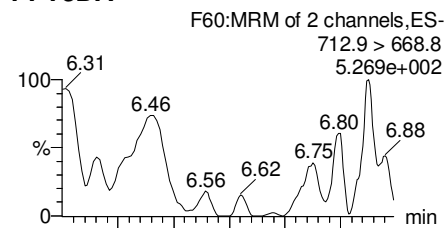
Printed: Friday, March 16, 2018 14:41:11 Pacific Daylight Time

Name: 180315M1\_49, Date: 16-Mar-2018, Time: 05:55:16, ID: 1800410-02RE1 WI-AF-MW-615-0318 0.11362, Description: WI-AF-MW-615-0318

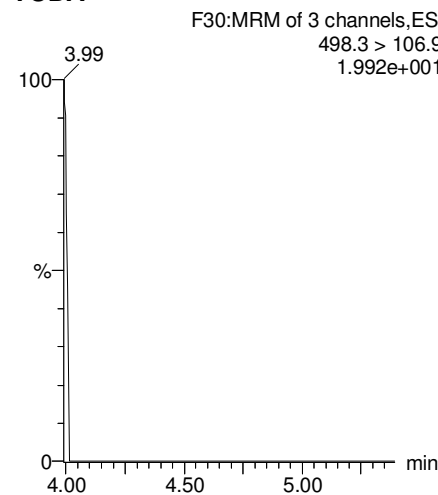
**PFTrDA**



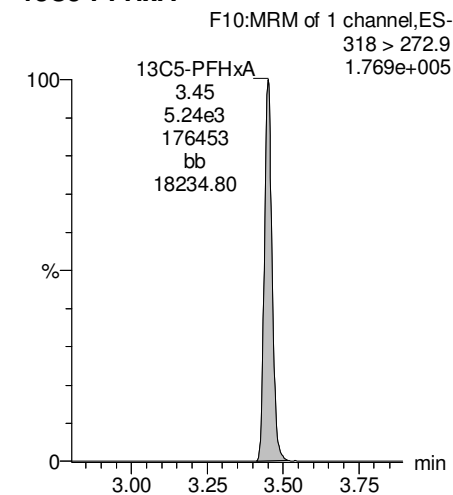
**PFTeDA**



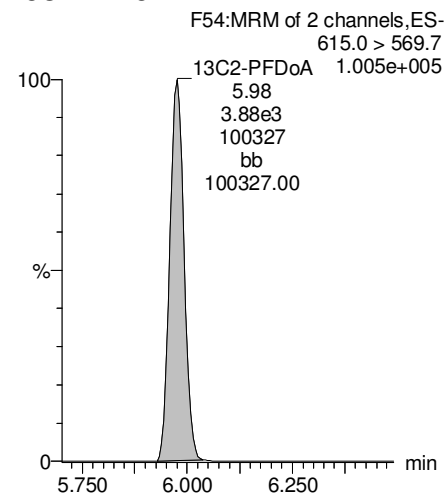
**TCDA**



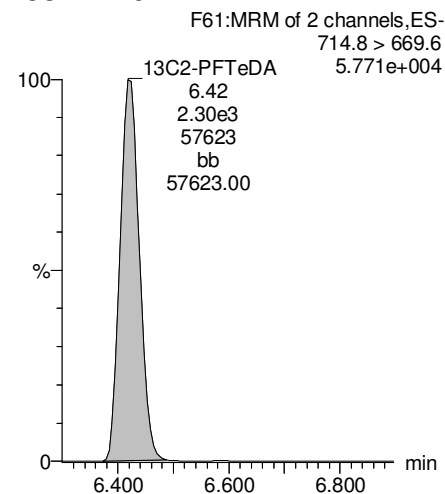
**13C5-PFHxA**



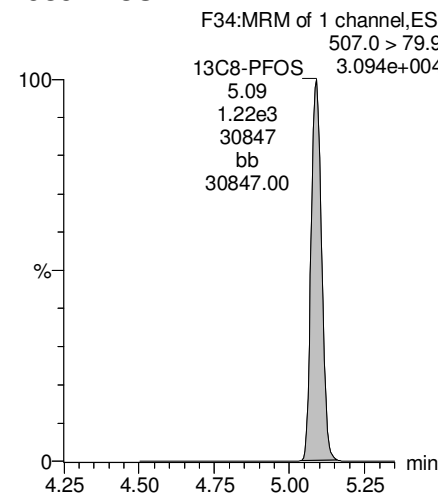
**13C2-PFDoA**



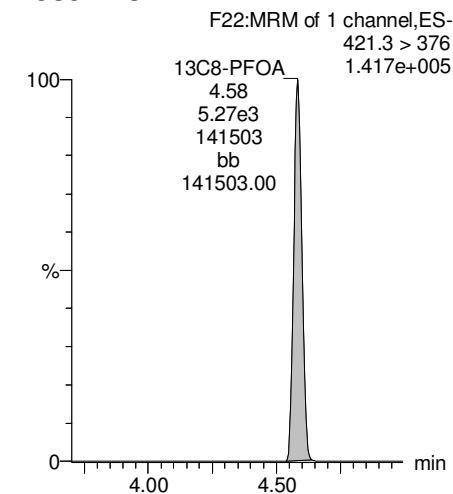
**13C2-PFTeDA**



**13C8-PFOS**



**13C8-PFOA**



Dataset: F:\Projects\PFAS.PRO\Results\180315M1\180315M1-49.qld

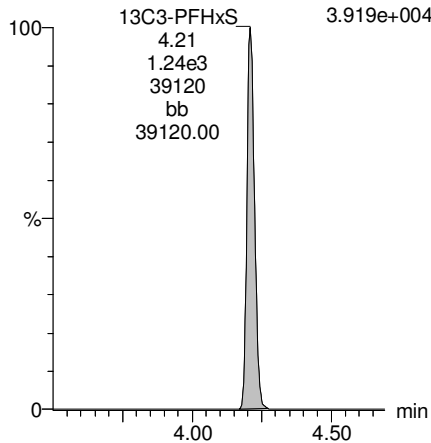
Last Altered: Friday, March 16, 2018 14:40:45 Pacific Daylight Time

Printed: Friday, March 16, 2018 14:41:11 Pacific Daylight Time

Name: 180315M1\_49, Date: 16-Mar-2018, Time: 05:55:16, ID: 1800410-02RE1 WI-AF-MW-615-0318 0.11362, Description: WI-AF-MW-615-0318

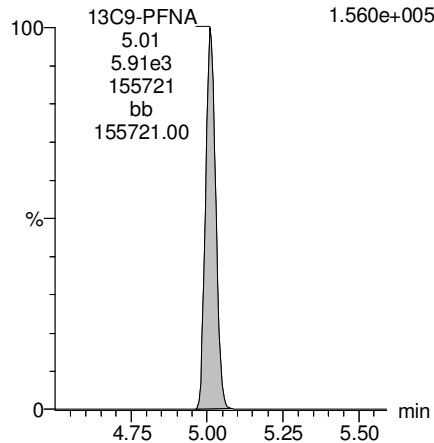
**13C3-PFHxS**

F18:MRM of 1 channel,ES-  
401.9 > 79.9  
3.919e+004



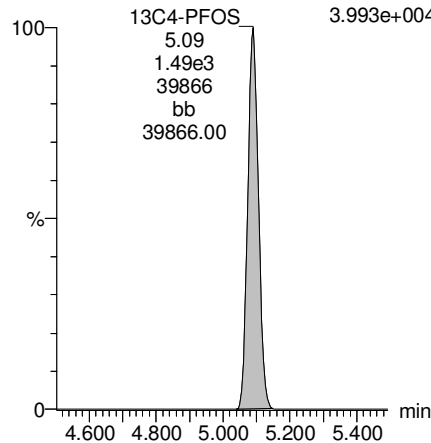
**13C9-PFNA**

F28:MRM of 1 channel,ES-  
472.2 > 426.9  
1.560e+005



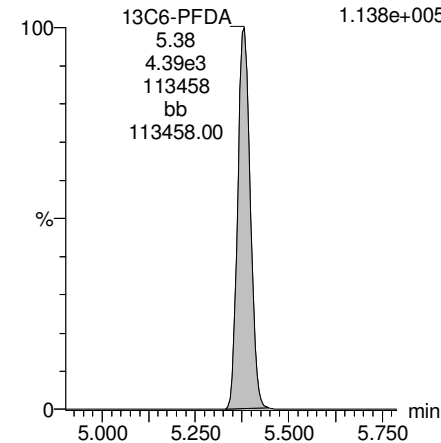
**13C4-PFOS**

F32:MRM of 1 channel,ES-  
503 > 79.9  
3.993e+004



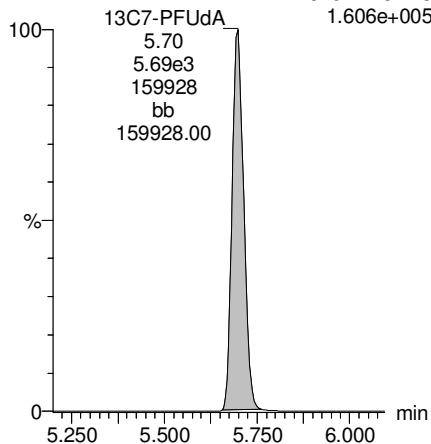
**13C6-PFDA**

F39:MRM of 1 channel,ES-  
519.1 > 473.7  
1.138e+005



**13C7-PFUdA**

F48:MRM of 1 channel,ES-  
570.1 > 524.8  
1.606e+005



Dataset: F:\Projects\PFAS.PRO\Results\180315M1\180315M1-50.qld

Last Altered: Friday, March 16, 2018 14:43:01 Pacific Daylight Time

Printed: Friday, March 16, 2018 14:43:45 Pacific Daylight Time

Method: F:\Projects\PFAS.PRO\MethDB\PFAS\_FULL\_80C\_031418.mdb 16 Mar 2018 12:56:28

Calibration: F:\Projects\PFAS.PRO\CurveDB\C18\_VAL-PFAS\_Q4\_03-15-18-FULL.cdb 16 Mar 2018 10:07:42

Name: 180315M1\_50, Date: 16-Mar-2018, Time: 06:06:43, ID: 1800410-03RE1 WI-AF-EB01-030118 0.11365, Description: WI-AF-EB01-030118

	#	Name	Trace	Area	IS Area	Wt./Vol.	RRF	Pred.RT	RT	y Axis Resp.	Conc.	%Rec
1	3	PFBS	299.0 > 79.7		6.19e2	0.114		3.11				
2	5	PFHxA	313.2 > 268.9		1.62e3	0.114		3.62				
3	7	PFHpA	363.0 > 318.9		3.74e3	0.114		4.25				
4	8	L-PFHxS	398.9 > 79.6	2.08e-1	4.35e2	0.114		4.18	4.22	0.00597		
5	11	L-PFOA	413 > 368.7		4.84e3	0.114		4.60				
6	14	PFNA	463.0 > 418.8		5.25e3	0.114		5.18				
7	16	L-PFOS	499 > 79.9		1.37e3	0.114		5.26				
8	18	PFDA	513 > 468.8		5.01e3	0.114		5.55				
9	21	N-MeFOSAA	570.1 > 419		2.06e3	0.114		5.69				
10	22	N-EtFOSAA	584.2 > 419		2.22e3	0.114		5.85				
11	23	PFUdA	563.0 > 518.9		5.29e3	0.114		5.87				

Dataset: F:\Projects\PFAS.PRO\Results\180315M1\180315M1-50.qld

Last Altered: Friday, March 16, 2018 14:43:01 Pacific Daylight Time

Printed: Friday, March 16, 2018 14:44:05 Pacific Daylight Time

Method: F:\Projects\PFAS.PRO\MethDB\PFAS\_FULL\_80C\_031418.mdb 16 Mar 2018 12:56:28

Calibration: F:\Projects\PFAS.PRO\CurveDB\C18\_VAL-PFAS\_Q4\_03-15-18-FULL.cdb 16 Mar 2018 10:07:42

Name: 180315M1\_50, Date: 16-Mar-2018, Time: 06:06:43, ID: 1800410-03RE1 WI-AF-EB01-030118 0.11365, Description: WI-AF-EB01-030118

#	Name	Trace	Area	IS Area	Wt./Vol.	RRF	Pred.RT	RT	y Axis Resp.	Conc.	%Rec	
1	25	PFDa	612.9 > 569.0	3.58e3	0.114		6.14					
2	27	PFTDA	662.9 > 618.9	3.58e3	0.114		6.39					
3	28	PFTeDA	712.9 > 668.8	2.34e3	0.114		6.56					
4	36	13C3-PFBS	302. > 98.8	6.19e2	5.49e3	0.114	0.103	3.11	2.96	1.41	120.0209	109.1
5	37	13C2-PFHxA	315 > 269.8	1.62e3	5.49e3	0.114	0.741	3.62	3.45	3.68	43.7674	99.5
6	38	13C4-PFHpA	367.2 > 321.8	3.74e3	5.49e3	0.114	0.726	4.25	4.07	8.52	103.2085	93.8
7	39	18O2-PFHxS	403.0 > 102.6	4.35e2	1.32e3	0.114	0.368	4.39	4.22	4.13	98.7241	89.8
8	40	13C2-6:2 FTS	429.1 > 408.9	1.35e3	5.67e3	0.114	0.265	4.70	4.53	2.97	98.5597	89.6
9	41	13C2-PFOA	414.9 > 369.7	4.84e3	5.67e3	0.114	0.987	4.76	4.59	10.7	95.2106	86.6
10	42	13C5-PFNA	468.2 > 422.9	5.25e3	6.10e3	0.114	0.967	5.18	5.01	10.8	97.8752	89.0
11	43	13C8-PFOA	506.1 > 77.7	8.27e2	6.99e3	0.114	0.235	5.24	5.08	1.48	55.3333	50.3
12	44	13C8-PFOS	507.0 > 79.9	1.37e3	1.24e3	0.114	1.040	5.26	5.09	13.8	116.4644	105.9
13	45	13C2-PFDA	515.1 > 469.9	5.01e3	5.23e3	0.114	1.204	5.55	5.38	12.0	87.4674	79.5
14	46	13C2-8:2 FTS	529.1 > 508.7	1.08e3	5.49e3	0.114	0.168	5.53	5.35	2.46	128.6623	117.0
15	47	d3-N-MeFOSAA	573.3 > 419	2.06e3	6.99e3	0.114	0.465	5.69	5.53	3.68	69.6108	63.3
16	48	d5-N-EtFOSAA	589.3 > 419	2.22e3	6.99e3	0.114	0.510	5.85	5.68	3.96	68.3280	62.1
17	49	13C2-PFUdA	565 > 519.8	5.29e3	6.99e3	0.114	1.063	5.87	5.70	9.46	78.2801	71.2
18	50	13C2-PFDoA	615.0 > 569.7	3.58e3	6.99e3	0.114	0.875	6.14	5.98	6.40	64.3321	58.5
19	51	d3-N-MeFOSA	515.2 > 168.9		6.99e3	0.114	0.114	6.14				
20	52	13C2-PFTeDA	714.8 > 669.6	2.34e3	6.99e3	0.114	0.500	6.56	6.42	4.19	73.7446	67.0
21	53	d5-N-ETFOSA	531.1 > 168.9		6.99e3	0.114	0.158	6.48				
22	54	13C2-PFHxDA	815 > 769.7	1.87e3	6.99e3	0.114	1.081	6.85	6.72	3.34	27.1923	61.8
23	55	d7-N-MeFOSE	623.1 > 58.9		6.99e3	0.114	0.138	6.56				
24	56	d9-N-EtFOSE	639.2 > 58.8		6.99e3	0.114	0.127	6.70				
25	57	13C4-PFBA	217. > 171.8	3.80e3	3.80e3	0.114	1.000	1.86	1.71	12.5	109.9868	100.0
26	58	13C5-PFHxA	318 > 272.9	5.49e3	5.49e3	0.114	1.000	3.62	3.45	12.5	109.9868	100.0
27	59	13C3-PFHxS	401.9 > 79.9	1.32e3	1.32e3	0.114	1.000	4.39	4.22	12.5	109.9868	100.0
28	60	13C8-PFOA	421.3 > 376	5.67e3	5.67e3	0.114	1.000	4.76	4.58	12.5	109.9868	100.0
29	61	13C9-PFNA	472.2 > 426.9	6.10e3	6.10e3	0.114	1.000	5.18	5.01	12.5	109.9868	100.0
30	62	13C4-PFOS	503 > 79.9	1.24e3	1.24e3	0.114	1.000	5.26	5.09	12.5	109.9868	100.0
31	63	13C6-PFDA	519.1 > 473.7	5.23e3	5.23e3	0.114	1.000	5.55	5.38	12.5	109.9868	100.0
32	64	13C7-PFUdA	570.1 > 524.8	6.99e3	6.99e3	0.114	1.000	5.87	5.70	12.5	109.9868	100.0

Dataset: F:\Projects\PFAS.PRO\Results\180315M1\180315M1-50.qld

Last Altered: Friday, March 16, 2018 14:43:01 Pacific Daylight Time

Printed: Friday, March 16, 2018 14:44:05 Pacific Daylight Time

Name: 180315M1\_50, Date: 16-Mar-2018, Time: 06:06:43, ID: 1800410-03RE1 WI-AF-EB01-030118 0.11365, Description: WI-AF-EB01-030118

	# Name	Trace	Area	IS Area	Wt./Vol.	RRF	Pred.RT	RT	y Axis Resp.	Conc.	%Rec
33	65 Total PFHxS	398.9 > 79.6	2.08e-1	4.35e2	0.114		4.39		0.000		
34	66 Total PFOA	413 > 368.7	0.00e0	4.84e3	0.114		4.76		0.000		
35	67 Total PFOS	499 > 79.9	0.00e0	1.37e3	0.114		5.26		0.000		
36	68 Total N-MeFOSAA	570.1 > 419	0.00e0	2.06e3	0.114		5.65		0.000		
37	69 Total N-EtFOSAA	584.2 > 419	0.00e0	2.22e3	0.114		5.85		0.000		



Dataset: F:\Projects\PFAS.PRO\Results\180315M1\180315M1-50.qld

Last Altered: Friday, March 16, 2018 14:43:01 Pacific Daylight Time

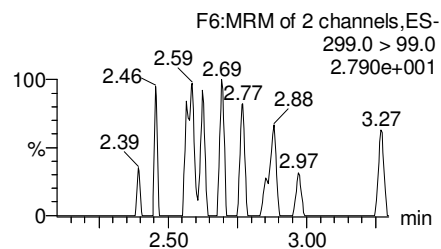
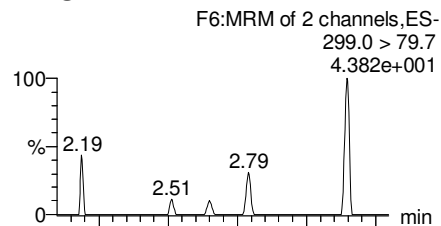
Printed: Friday, March 16, 2018 14:44:05 Pacific Daylight Time

Method: F:\Projects\PFAS.PRO\MethDB\PFAS\_FULL\_80C\_031418.mdb 16 Mar 2018 12:56:28

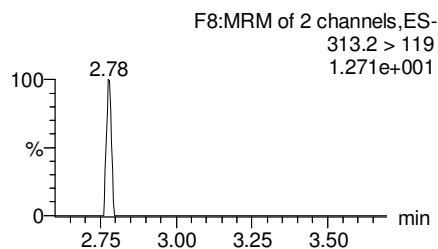
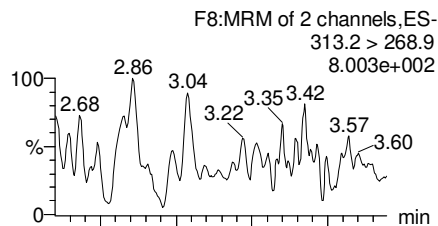
Calibration: F:\Projects\PFAS.PRO\CurveDB\C18\_VAL-PFAS\_Q4\_03-15-18-FULL.cdb 16 Mar 2018 10:07:42

Name: 180315M1\_50, Date: 16-Mar-2018, Time: 06:06:43, ID: 1800410-03RE1 WI-AF-EB01-030118 0.11365, Description: WI-AF-EB01-030118

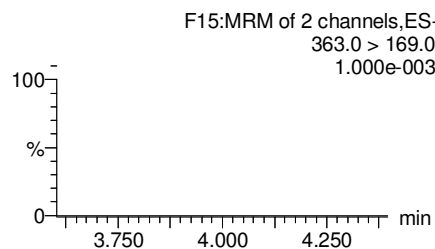
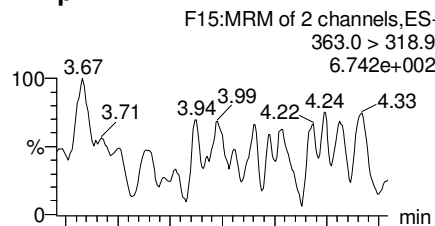
**PFBS**



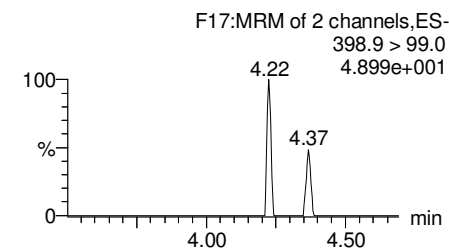
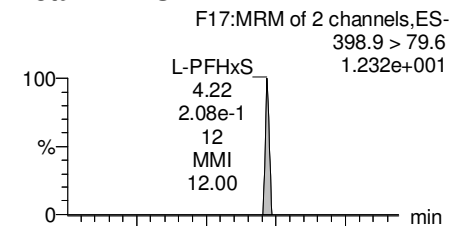
**PFHxA**



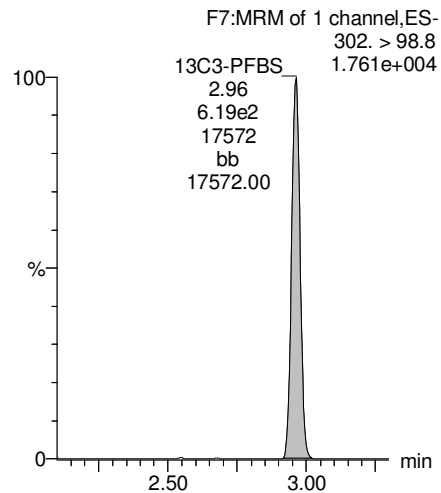
**PFHpA**



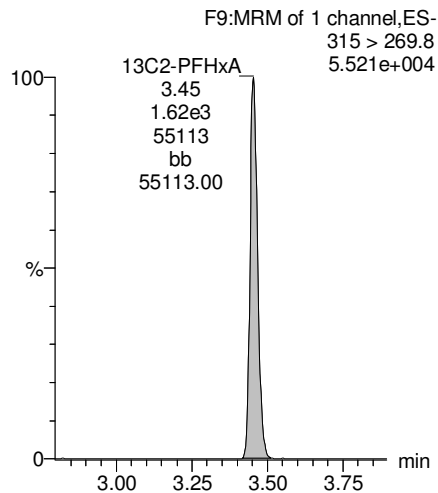
**Total PFHxS**



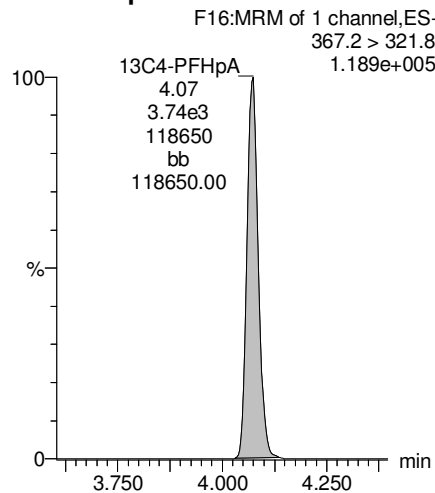
**13C3-PFBS**



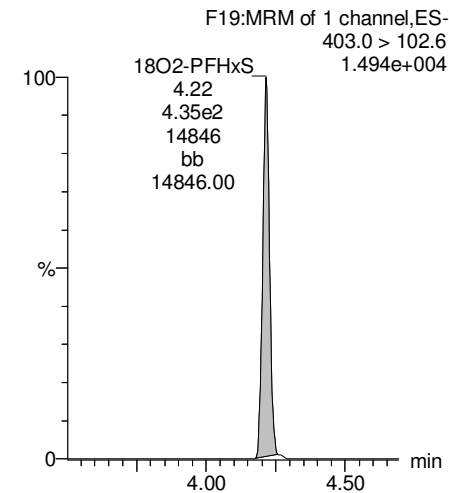
**13C2-PFHxA**



**13C4-PFHpA**



**18O2-PFHxS**



Dataset: F:\Projects\PFAS.PRO\Results\180315M1\180315M1-50.qld

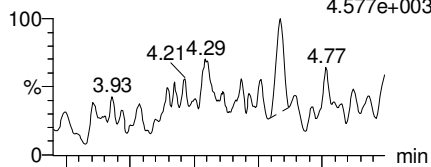
Last Altered: Friday, March 16, 2018 14:43:01 Pacific Daylight Time

Printed: Friday, March 16, 2018 14:44:05 Pacific Daylight Time

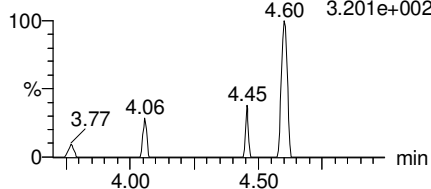
Name: 180315M1\_50, Date: 16-Mar-2018, Time: 06:06:43, ID: 1800410-03RE1 WI-AF-EB01-030118 0.11365, Description: WI-AF-EB01-030118

**Total PFOA**

F20:MRM of 2 channels,ES-  
413 > 368.7  
4.577e+003

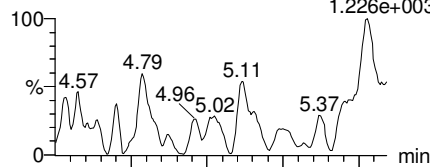


F20:MRM of 2 channels,ES-  
413 > 169  
3.201e+002




**PFNA**

F26:MRM of 2 channels,ES-  
463.0 > 418.8  
1.226e+003




F26:MRM of 2 channels,ES-  
463.0 > 219.0  
1.000e+003

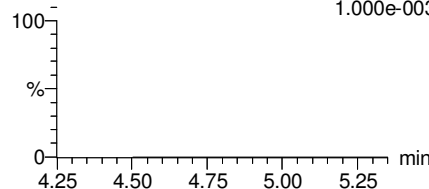


**Total PFOS**

F31:MRM of 2 channels,ES-  
499 > 79.9  
1.000e-003

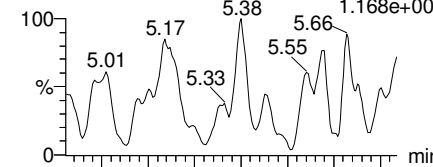


F31:MRM of 2 channels,ES-  
499 > 99  
1.000e-003




**PFDA**

F36:MRM of 2 channels,ES-  
513 > 468.8  
1.168e+003

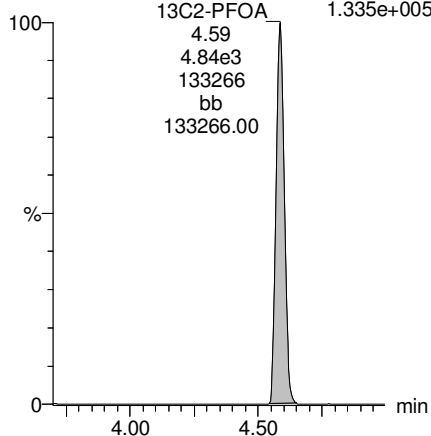


F36:MRM of 2 channels,ES-  
513 > 219  
1.000e-003



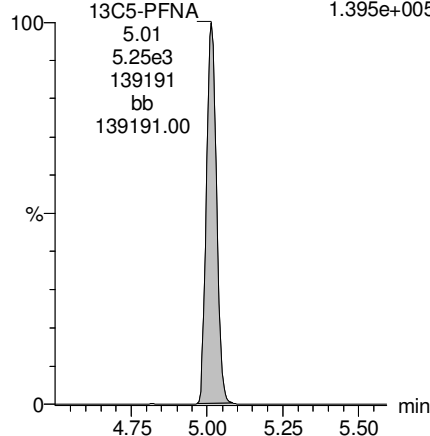
**13C2-PFOA**

F21:MRM of 1 channel,ES-  
414.9 > 369.7  
1.335e+005



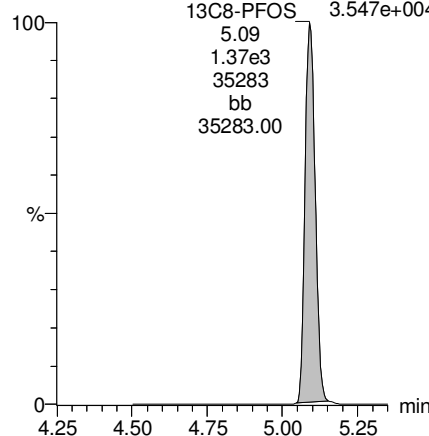
**13C5-PFNA**

F27:MRM of 1 channel,ES-  
468.2 > 422.9  
1.395e+005



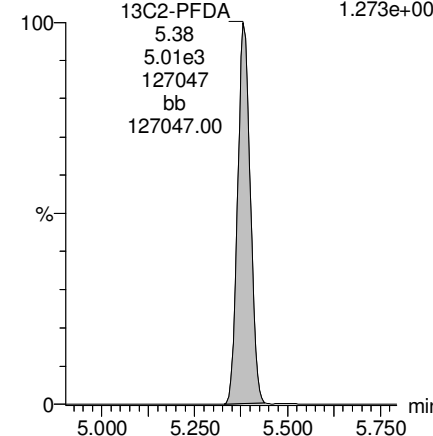
**13C8-PFOS**

F34:MRM of 1 channel,ES-  
507.0 > 79.9  
3.547e+004



**13C2-PFDA**

F37:MRM of 1 channel,ES-  
515.1 > 469.9  
1.273e+005



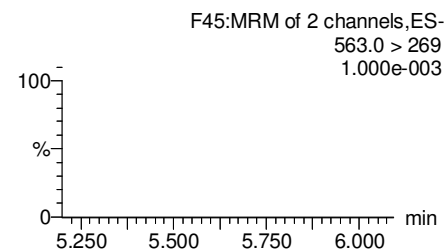
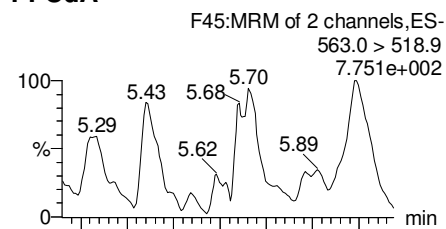
Dataset: F:\Projects\PFAS.PRO\Results\180315M1\180315M1-50.qld

Last Altered: Friday, March 16, 2018 14:43:01 Pacific Daylight Time

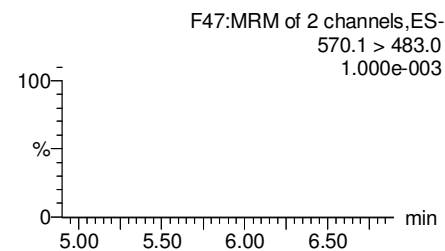
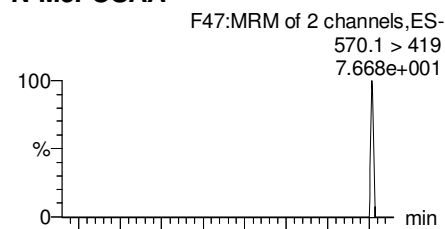
Printed: Friday, March 16, 2018 14:44:05 Pacific Daylight Time

Name: 180315M1\_50, Date: 16-Mar-2018, Time: 06:06:43, ID: 1800410-03RE1 WI-AF-EB01-030118 0.11365, Description: WI-AF-EB01-030118

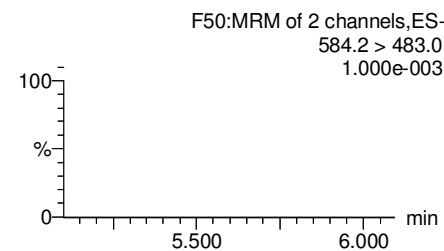
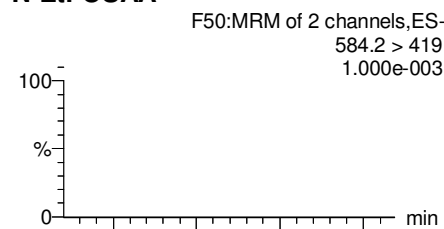
**PFUdA**



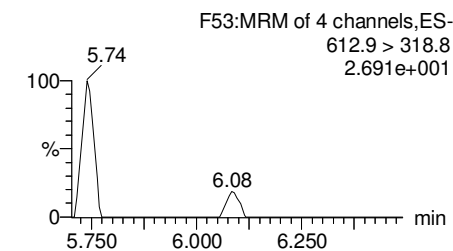
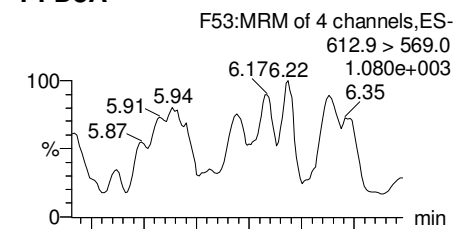
**N-MeFOSAA**



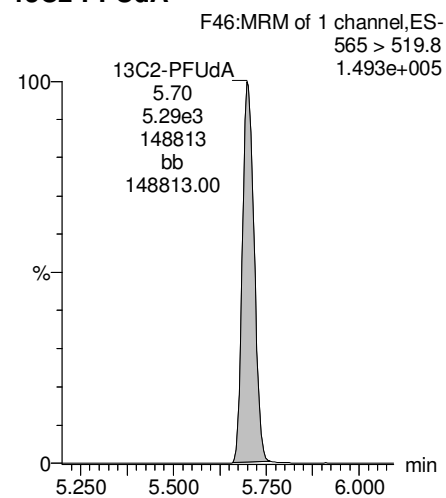
**N-EtFOSAA**



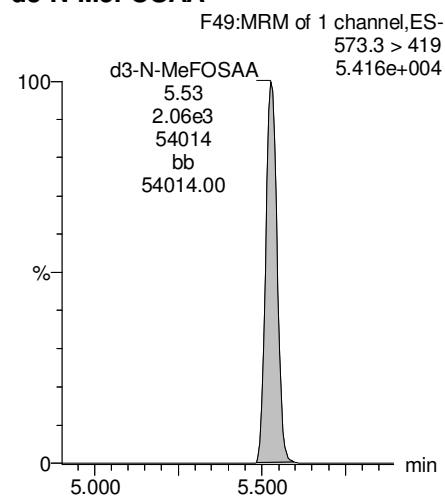
**PFDoA**



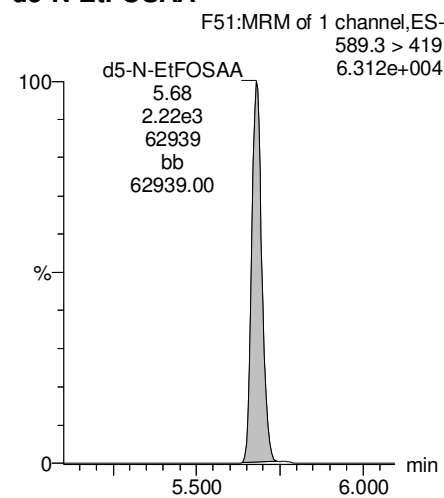
**13C2-PFUdA**



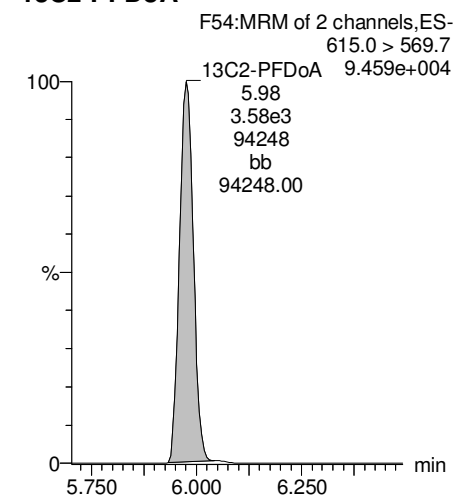
**d3-N-MeFOSAA**



**d5-N-EtFOSAA**



**13C2-PFDoA**



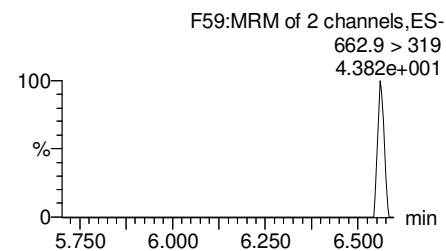
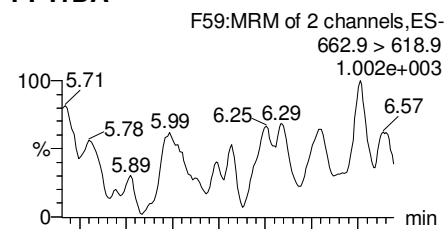
Dataset: F:\Projects\PFAS.PRO\Results\180315M1\180315M1-50.qld

Last Altered: Friday, March 16, 2018 14:43:01 Pacific Daylight Time

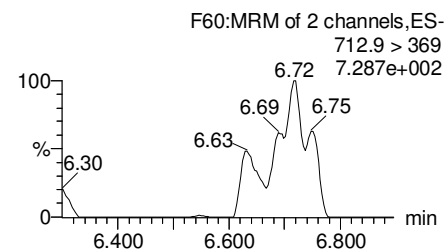
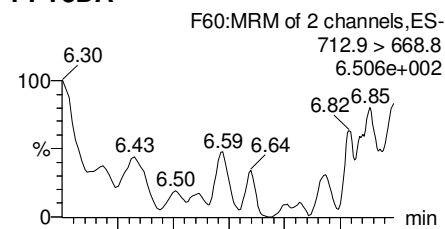
Printed: Friday, March 16, 2018 14:44:05 Pacific Daylight Time

Name: 180315M1\_50, Date: 16-Mar-2018, Time: 06:06:43, ID: 1800410-03RE1 WI-AF-EB01-030118 0.11365, Description: WI-AF-EB01-030118

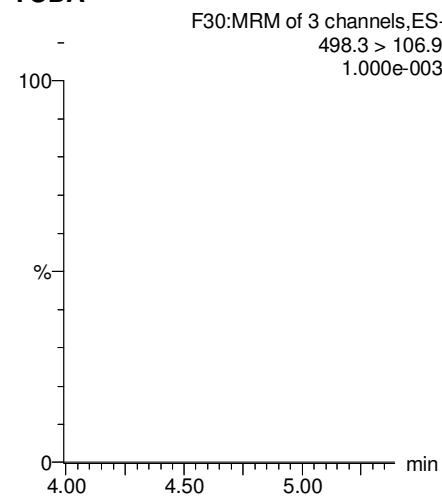
**PFTrDA**



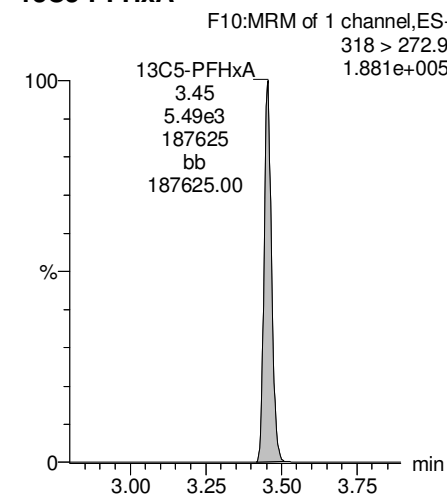
**PFTeDA**



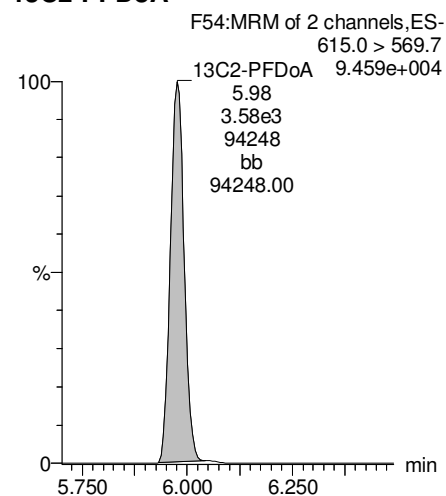
**TCDA**



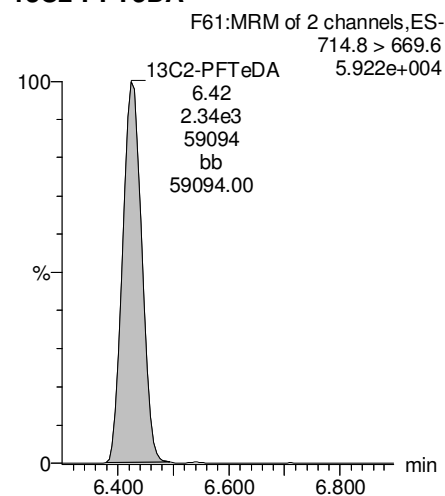
**13C5-PFHxA**



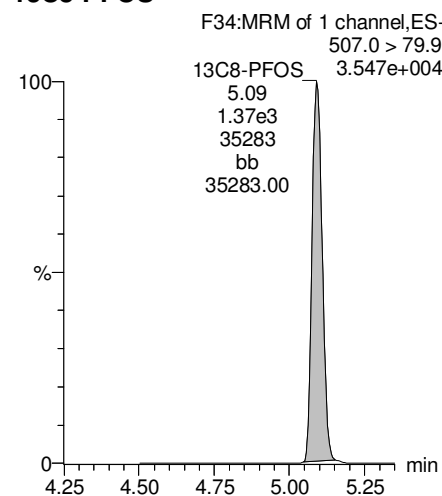
**13C2-PFDoA**



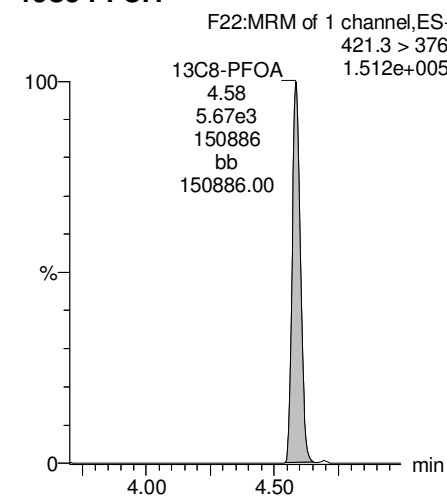
**13C2-PFTeDA**



**13C8-PFOS**



**13C8-PFOA**

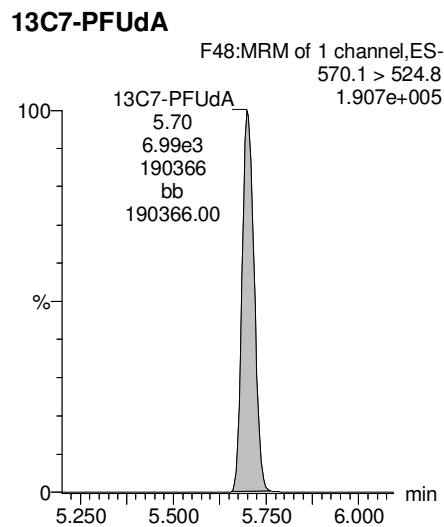
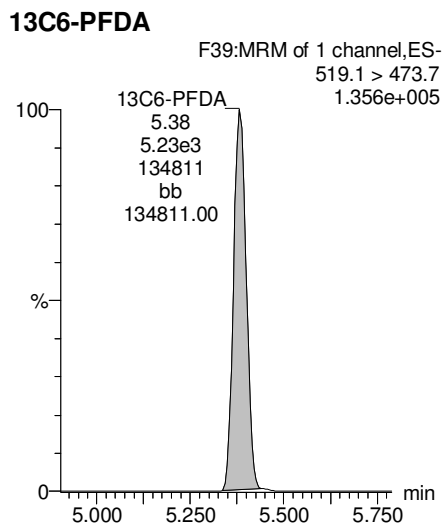
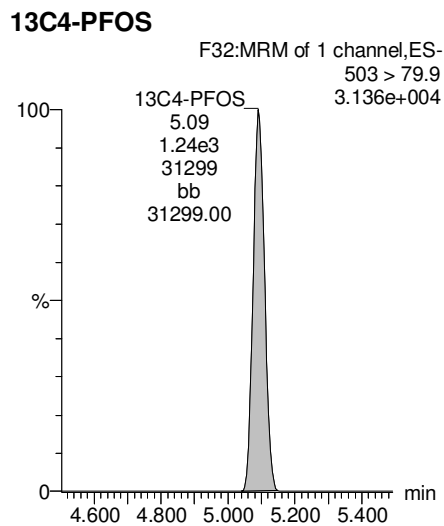
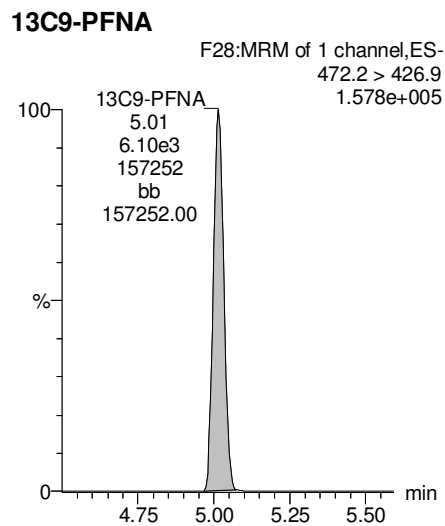
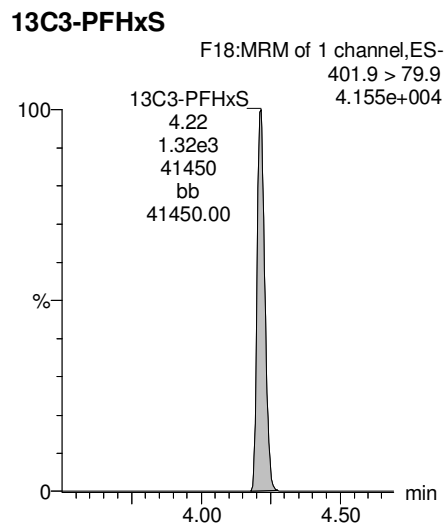


Dataset: F:\Projects\PFAS.PRO\Results\180315M1\180315M1-50.qld

Last Altered: Friday, March 16, 2018 14:43:01 Pacific Daylight Time

Printed: Friday, March 16, 2018 14:44:05 Pacific Daylight Time

Name: 180315M1\_50, Date: 16-Mar-2018, Time: 06:06:43, ID: 1800410-03RE1 WI-AF-EB01-030118 0.11365, Description: WI-AF-EB01-030118



Dataset: F:\Projects\PFAS.PRO\Results\180315M1\180315M1-51.qld

Last Altered: Friday, March 16, 2018 14:45:02 Pacific Daylight Time

Printed: Friday, March 16, 2018 14:45:28 Pacific Daylight Time

Method: F:\Projects\PFAS.PRO\MethDB\PFAS\_FULL\_80C\_031418.mdb 16 Mar 2018 12:56:28

Calibration: F:\Projects\PFAS.PRO\CurveDB\C18\_VAL-PFAS\_Q4\_03-15-18-FULL.cdb 16 Mar 2018 10:07:42

Name: 180315M1\_51, Date: 16-Mar-2018, Time: 06:18:04, ID: 1800410-04RE1 WI-AF-MW-611-0318 0.1105, Description: WI-AF-MW-611-0318

	#	Name	Trace	Area	IS Area	Wt./Vol.	RRF	Pred.RT	RT	y Axis Resp.	Conc.	%Rec
1	3	PFBS	299.0 > 79.7		5.03e2	0.111		3.11				
2	5	PFHxA	313.2 > 268.9		1.49e3	0.111		3.62				
3	7	PFHpA	363.0 > 318.9		3.44e3	0.111		4.25				
4	8	L-PFHxS	398.9 > 79.6	3.94e0	4.01e2	0.111		4.18	4.22	0.123	0.5383	
5	11	L-PFOA	413 > 368.7		4.55e3	0.111		4.60				
6	14	PFNA	463.0 > 418.8		4.72e3	0.111		5.18				
7	16	L-PFOS	499 > 79.9		1.19e3	0.111		5.26				
8	18	PFDA	513 > 468.8		5.08e3	0.111		5.55				
9	21	N-MeFOSAA	570.1 > 419		1.97e3	0.111		5.69				
10	22	N-EtFOSAA	584.2 > 419		2.39e3	0.111		5.85				
11	23	PFUdA	563.0 > 518.9		5.13e3	0.111		5.87				

Dataset: F:\Projects\PFAS.PRO\Results\180315M1\180315M1-51.qld

Last Altered: Friday, March 16, 2018 14:45:02 Pacific Daylight Time

Printed: Friday, March 16, 2018 14:45:36 Pacific Daylight Time

Method: F:\Projects\PFAS.PRO\MethDB\PFAS\_FULL\_80C\_031418.mdb 16 Mar 2018 12:56:28

Calibration: F:\Projects\PFAS.PRO\CurveDB\C18\_VAL-PFAS\_Q4\_03-15-18-FULL.cdb 16 Mar 2018 10:07:42

Name: 180315M1\_51, Date: 16-Mar-2018, Time: 06:18:04, ID: 1800410-04RE1 WI-AF-MW-611-0318 0.1105, Description: WI-AF-MW-611-0318

#	Name	Trace	Area	IS Area	Wt./Vol.	RRF	Pred.RT	RT	y Axis Resp.	Conc.	%Rec	
1	25	PFDa	612.9 > 569.0	4.55e3	0.111		6.14					
2	27	PFTDA	662.9 > 618.9	4.55e3	0.111		6.39					
3	28	PFTeDA	712.9 > 668.8	2.68e3	0.111		6.56					
4	36	13C3-PFBS	302. > 98.8	5.03e2	5.20e3	0.111	0.103	3.11	2.97	1.21	106.0220	93.7
5	37	13C2-PFHxA	315 > 269.8	1.49e3	5.20e3	0.111	0.741	3.62	3.46	3.58	43.7234	96.6
6	38	13C4-PFHpA	367.2 > 321.8	3.44e3	5.20e3	0.111	0.726	4.25	4.08	8.28	103.2482	91.3
7	39	18O2-PFHxS	403.0 > 102.6	4.01e2	1.25e3	0.111	0.368	4.39	4.22	4.00	98.3390	86.9
8	40	13C2-6:2 FTS	429.1 > 408.9	1.22e3	5.14e3	0.111	0.265	4.70	4.54	2.98	101.7566	90.0
9	41	13C2-PFOA	414.9 > 369.7	4.55e3	5.14e3	0.111	0.987	4.76	4.59	11.1	101.5711	89.8
10	42	13C5-PFNA	468.2 > 422.9	4.72e3	5.40e3	0.111	0.967	5.18	5.02	10.9	102.1058	90.3
11	43	13C8-PFOSA	506.1 > 77.7	8.76e2	5.95e3	0.111	0.235	5.24	5.09	1.84	70.8321	62.6
12	44	13C8-PFOS	507.0 > 79.9	1.19e3	1.29e3	0.111	1.040	5.26	5.10	11.6	100.8751	89.2
13	45	13C2-PFDA	515.1 > 469.9	5.08e3	5.28e3	0.111	1.204	5.55	5.39	12.0	90.3527	79.9
14	46	13C2-8:2 FTS	529.1 > 508.7	8.88e2	5.20e3	0.111	0.168	5.53	5.36	2.14	115.1373	101.8
15	47	d3-N-MeFOSAA	573.3 > 419	1.97e3	5.95e3	0.111	0.465	5.69	5.53	4.14	80.5098	71.2
16	48	d5-N-EtFOSAA	589.3 > 419	2.39e3	5.95e3	0.111	0.510	5.85	5.68	5.01	88.8691	78.6
17	49	13C2-PFUdA	565 > 519.8	5.13e3	5.95e3	0.111	1.063	5.87	5.70	10.8	91.7310	81.1
18	50	13C2-PFDoA	615.0 > 569.7	4.55e3	5.95e3	0.111	0.875	6.14	5.98	9.54	98.7468	87.3
19	51	d3-N-MeFOSA	515.2 > 168.9		5.95e3	0.111	0.114	6.14				
20	52	13C2-PFTeDA	714.8 > 669.6	2.68e3	5.95e3	0.111	0.500	6.56	6.42	5.62	101.7771	90.0
21	53	d5-N-ETFOSA	531.1 > 168.9		5.95e3	0.111	0.158	6.48				
22	54	13C2-PFHxDA	815 > 769.7	2.32e3	5.95e3	0.111	1.081	6.85	6.72	4.88	40.8311	90.2
23	55	d7-N-MeFOSE	623.1 > 58.9		5.95e3	0.111	0.138	6.56				
24	56	d9-N-EtFOSE	639.2 > 58.8		5.95e3	0.111	0.127	6.70				
25	57	13C4-PFBA	217. > 171.8	3.48e3	3.48e3	0.111	1.000	1.86	1.72	12.5	113.1222	100.0
26	58	13C5-PFHxA	318 > 272.9	5.20e3	5.20e3	0.111	1.000	3.62	3.46	12.5	113.1222	100.0
27	59	13C3-PFHxS	401.9 > 79.9	1.25e3	1.25e3	0.111	1.000	4.39	4.22	12.5	113.1222	100.0
28	60	13C8-PFOA	421.3 > 376	5.14e3	5.14e3	0.111	1.000	4.76	4.59	12.5	113.1222	100.0
29	61	13C9-PFNA	472.2 > 426.9	5.40e3	5.40e3	0.111	1.000	5.18	5.02	12.5	113.1222	100.0
30	62	13C4-PFOS	503 > 79.9	1.29e3	1.29e3	0.111	1.000	5.26	5.10	12.5	113.1222	100.0
31	63	13C6-PFDA	519.1 > 473.7	5.28e3	5.28e3	0.111	1.000	5.55	5.39	12.5	113.1222	100.0
32	64	13C7-PFUdA	570.1 > 524.8	5.95e3	5.95e3	0.111	1.000	5.87	5.70	12.5	113.1222	100.0

Dataset: F:\Projects\PFAS.PRO\Results\180315M1\180315M1-51.qld

Last Altered: Friday, March 16, 2018 14:45:02 Pacific Daylight Time

Printed: Friday, March 16, 2018 14:45:36 Pacific Daylight Time

Name: 180315M1\_51, Date: 16-Mar-2018, Time: 06:18:04, ID: 1800410-04RE1 WI-AF-MW-611-0318 0.1105, Description: WI-AF-MW-611-0318

	# Name	Trace	Area	IS Area	Wt./Vol.	RRF	Pred.RT	RT	y Axis Resp.	Conc.	%Rec
33	65 Total PFHxS	398.9 > 79.6	3.94e0	4.01e2	0.111		4.39		0.123	0.5383	
34	66 Total PFOA	413 > 368.7	0.00e0	4.55e3	0.111		4.76		0.000		
35	67 Total PFOS	499 > 79.9	0.00e0	1.19e3	0.111		5.26		0.000		
36	68 Total N-MeFOSAA	570.1 > 419	0.00e0	1.97e3	0.111		5.65		0.000		
37	69 Total N-EtFOSAA	584.2 > 419	0.00e0	2.39e3	0.111		5.85		0.000		



Dataset: F:\Projects\PFAS.PRO\Results\180315M1\180315M1-51.qld

Last Altered: Friday, March 16, 2018 14:45:02 Pacific Daylight Time

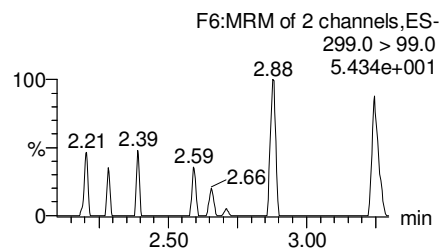
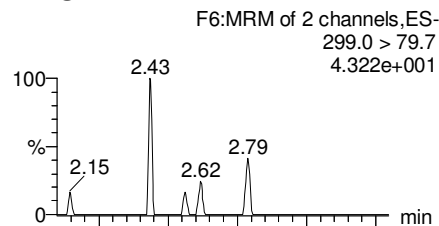
Printed: Friday, March 16, 2018 14:45:36 Pacific Daylight Time

Method: F:\Projects\PFAS.PRO\MethDB\PFAS\_FULL\_80C\_031418.mdb 16 Mar 2018 12:56:28

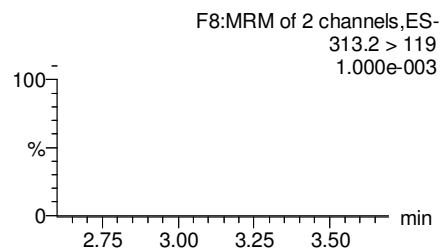
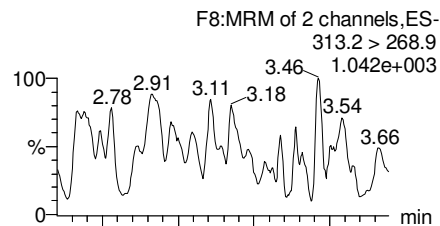
Calibration: F:\Projects\PFAS.PRO\CurveDB\C18\_VAL-PFAS\_Q4\_03-15-18-FULL.cdb 16 Mar 2018 10:07:42

Name: 180315M1\_51, Date: 16-Mar-2018, Time: 06:18:04, ID: 1800410-04RE1 WI-AF-MW-611-0318 0.1105, Description: WI-AF-MW-611-0318

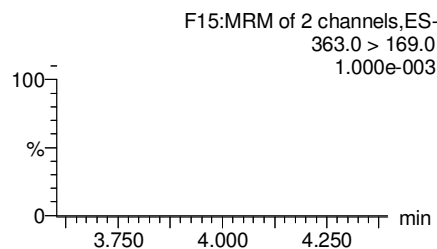
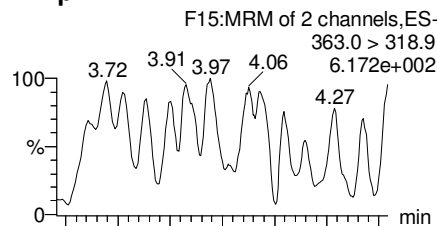
**PFBS**



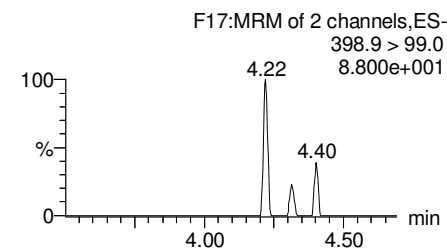
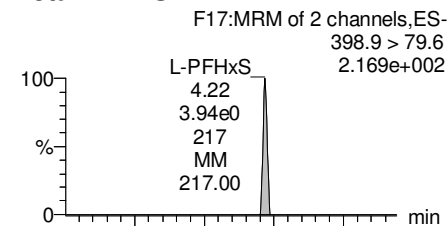
**PFHxA**



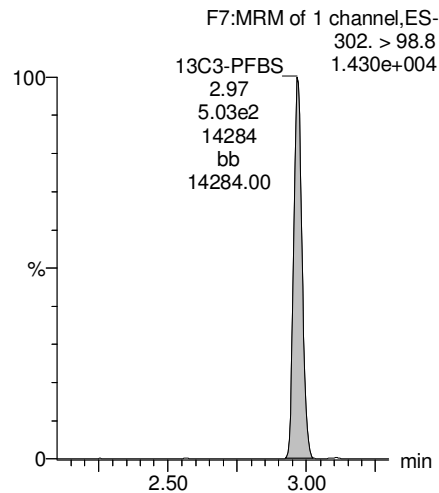
**PFHpA**



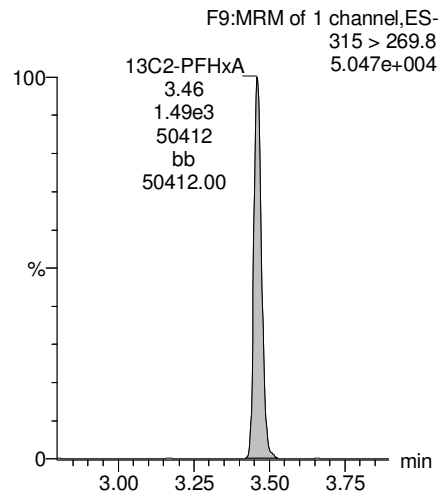
**Total PFHxS**



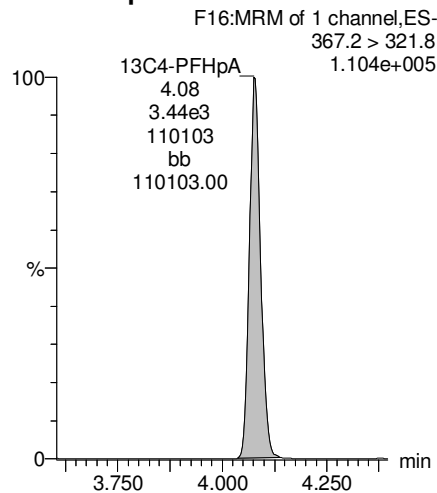
**13C3-PFBS**



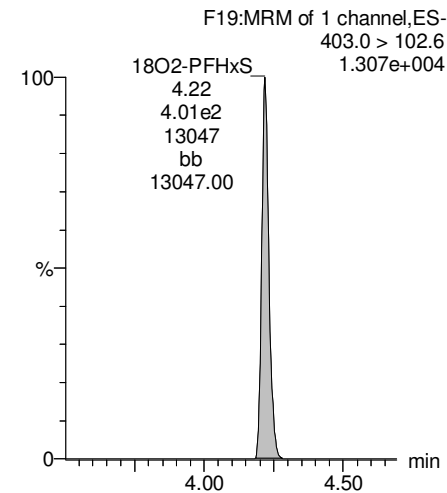
**13C2-PFHxA**



**13C4-PFHpA**



**18O2-PFHxS**



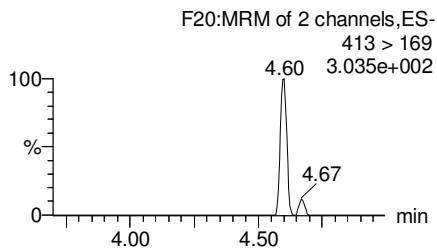
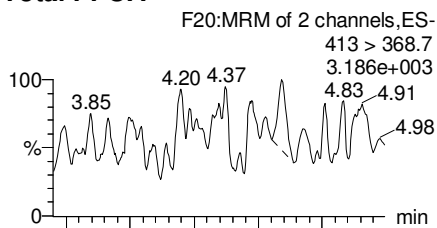
Dataset: F:\Projects\PFAS.PRO\Results\180315M1\180315M1-51.qld

Last Altered: Friday, March 16, 2018 14:45:02 Pacific Daylight Time

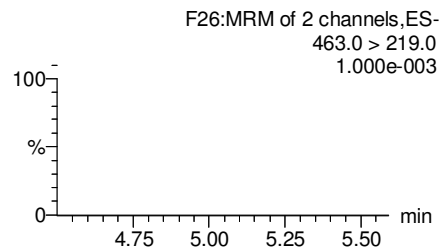
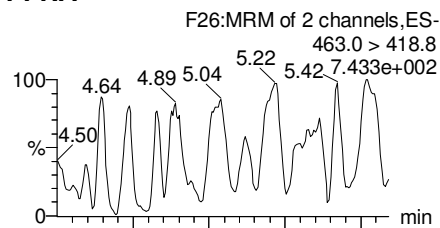
Printed: Friday, March 16, 2018 14:45:36 Pacific Daylight Time

Name: 180315M1\_51, Date: 16-Mar-2018, Time: 06:18:04, ID: 1800410-04RE1 WI-AF-MW-611-0318 0.1105, Description: WI-AF-MW-611-0318

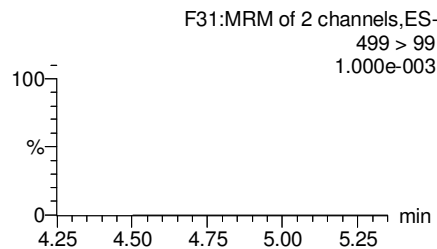
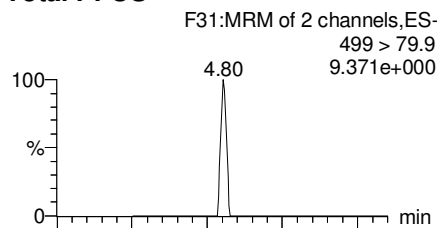
**Total PFOA**



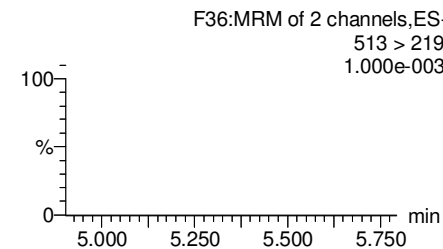
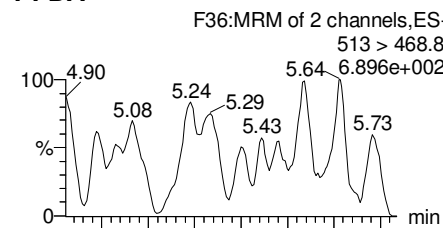
**PFNA**



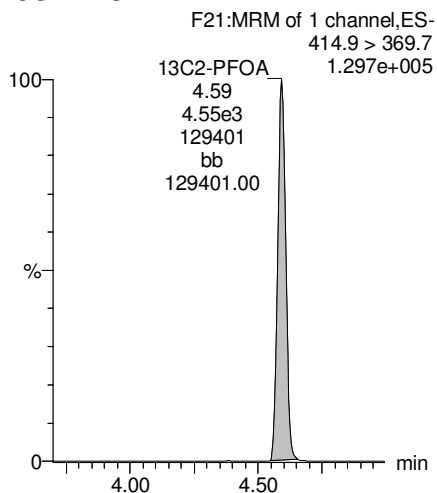
**Total PFOS**



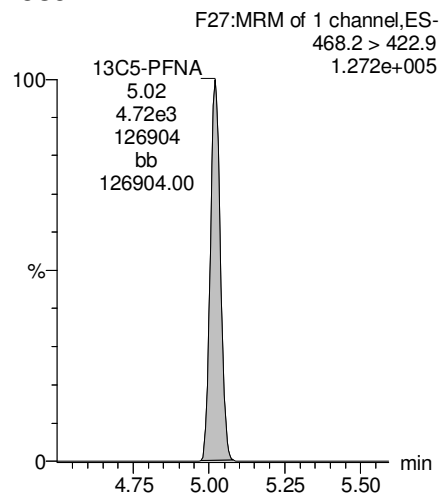
**PFDA**



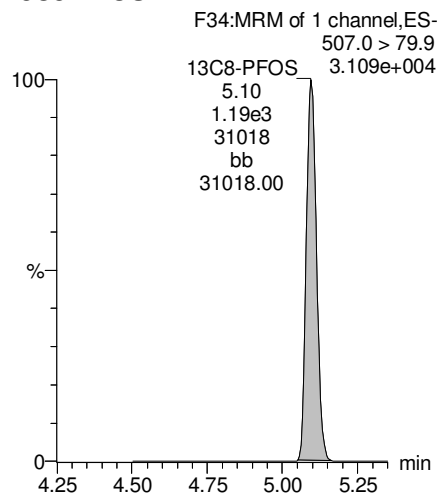
**13C2-PFOA**



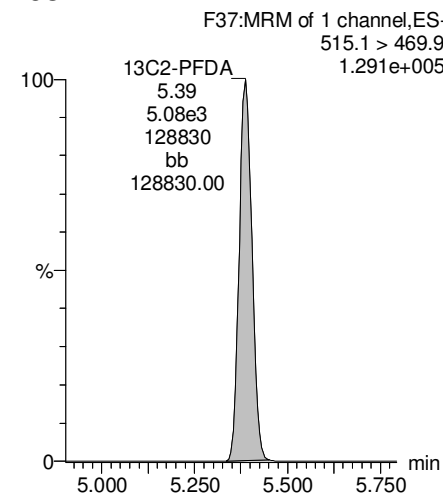
**13C5-PFNA**



**13C8-PFOS**



**13C2-PFDA**



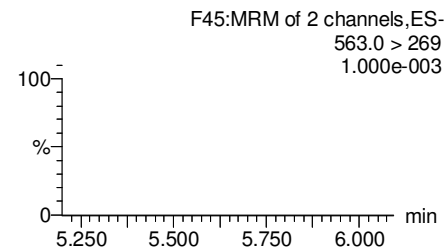
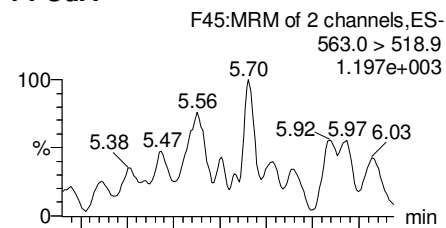
Dataset: F:\Projects\PFAS.PRO\Results\180315M1\180315M1-51.qld

Last Altered: Friday, March 16, 2018 14:45:02 Pacific Daylight Time

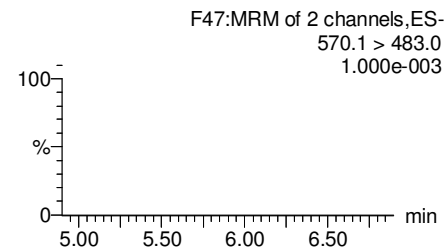
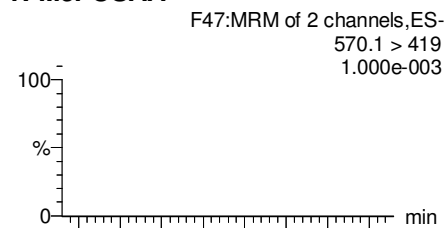
Printed: Friday, March 16, 2018 14:45:36 Pacific Daylight Time

Name: 180315M1\_51, Date: 16-Mar-2018, Time: 06:18:04, ID: 1800410-04RE1 WI-AF-MW-611-0318 0.1105, Description: WI-AF-MW-611-0318

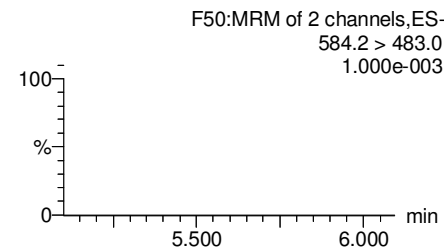
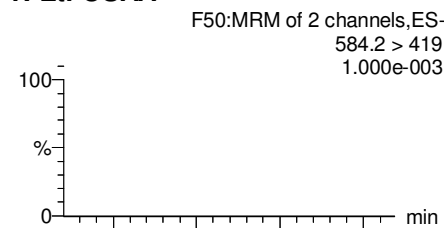
**PFUdA**



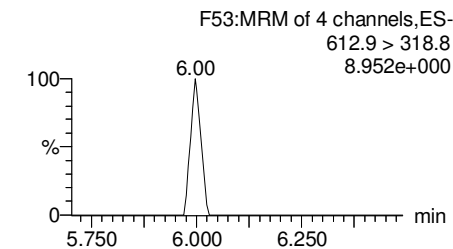
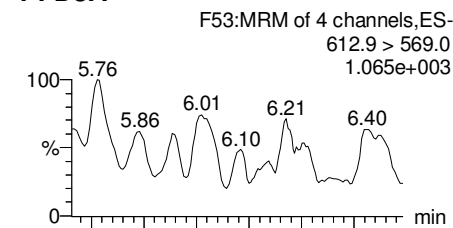
**N-MeFOSAA**



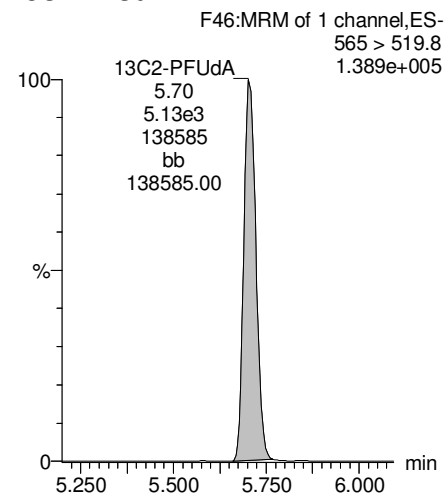
**N-EtFOSAA**



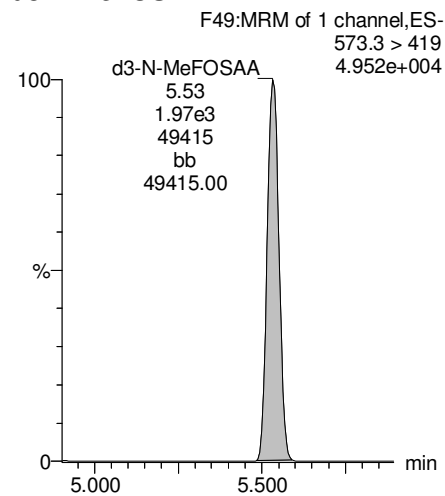
**PFDoA**



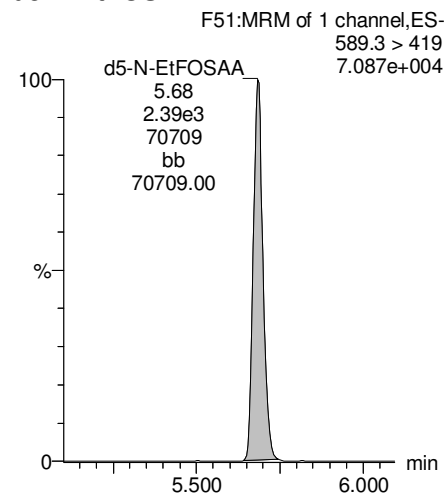
**13C2-PFUdA**



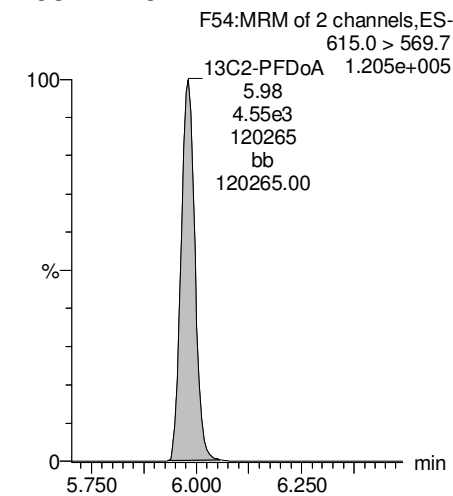
**d3-N-MeFOSAA**



**d5-N-EtFOSAA**



**13C2-PFDoA**



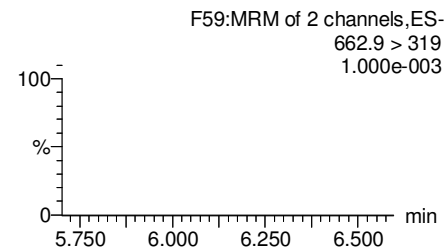
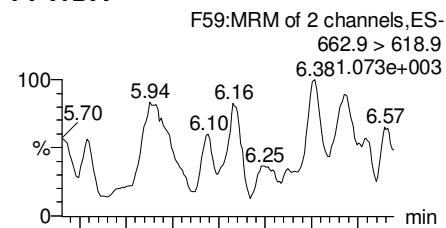
Dataset: F:\Projects\PFAS.PRO\Results\180315M1\180315M1-51.qld

Last Altered: Friday, March 16, 2018 14:45:02 Pacific Daylight Time

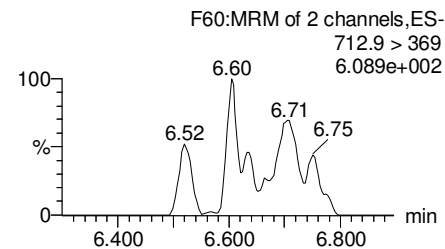
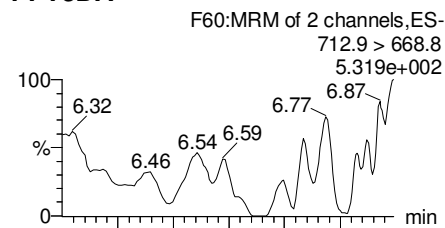
Printed: Friday, March 16, 2018 14:45:36 Pacific Daylight Time

Name: 180315M1\_51, Date: 16-Mar-2018, Time: 06:18:04, ID: 1800410-04RE1 WI-AF-MW-611-0318 0.1105, Description: WI-AF-MW-611-0318

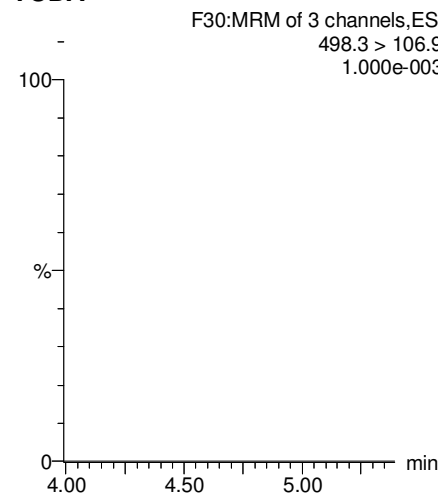
**PFTrDA**



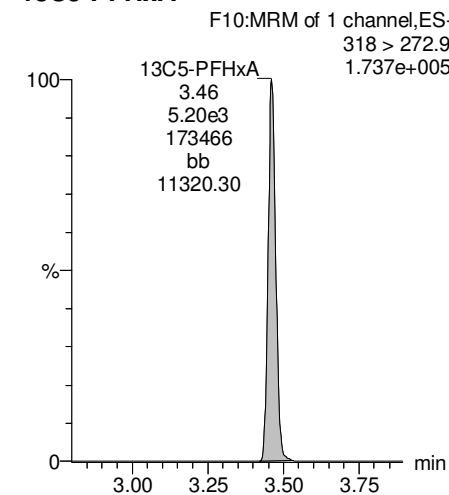
**PFTeDA**



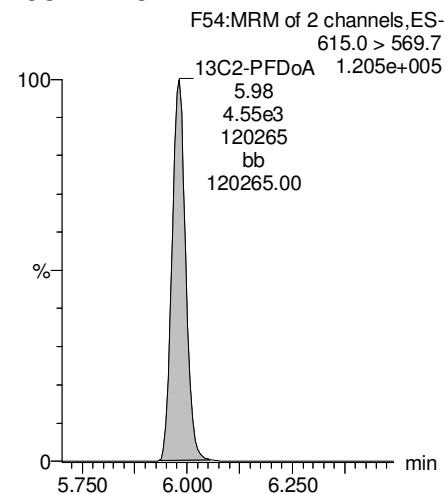
**TCDA**



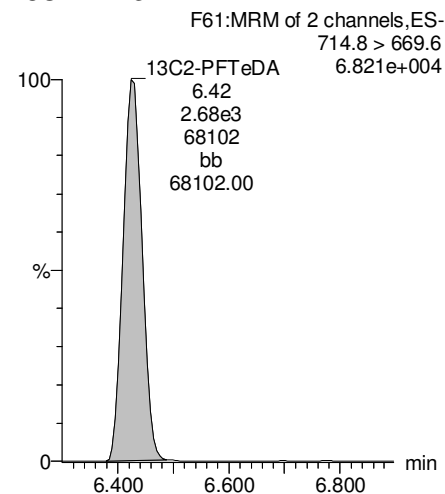
**13C5-PFHxA**



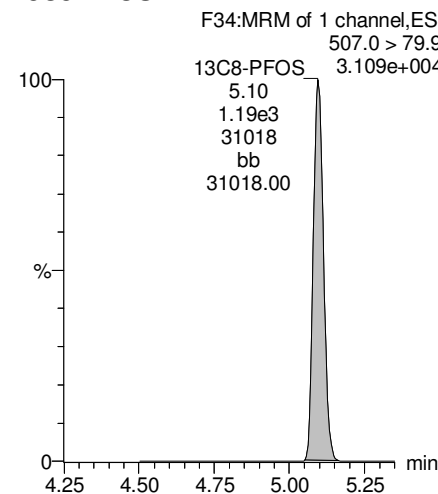
**13C2-PFDoA**



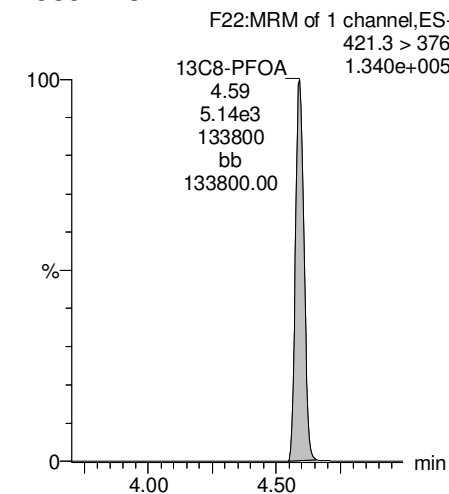
**13C2-PFTeDA**



**13C8-PFOS**



**13C8-PFOA**



Dataset: F:\Projects\PFAS.PRO\Results\180315M1\180315M1-51.qld

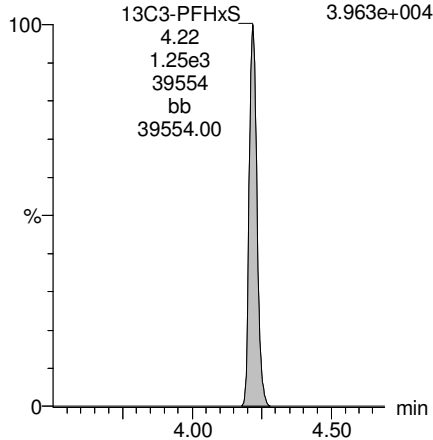
Last Altered: Friday, March 16, 2018 14:45:02 Pacific Daylight Time

Printed: Friday, March 16, 2018 14:45:36 Pacific Daylight Time

Name: 180315M1\_51, Date: 16-Mar-2018, Time: 06:18:04, ID: 1800410-04RE1 WI-AF-MW-611-0318 0.1105, Description: WI-AF-MW-611-0318

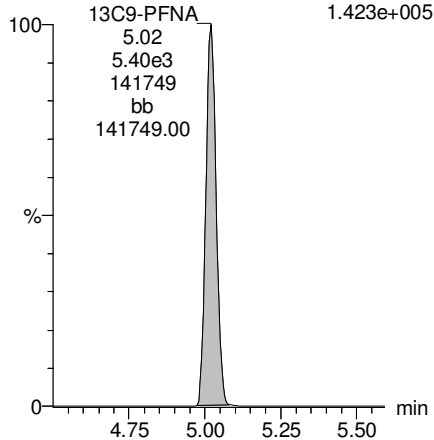
**13C3-PFHxS**

F18:MRM of 1 channel,ES-  
401.9 > 79.9  
3.963e+004



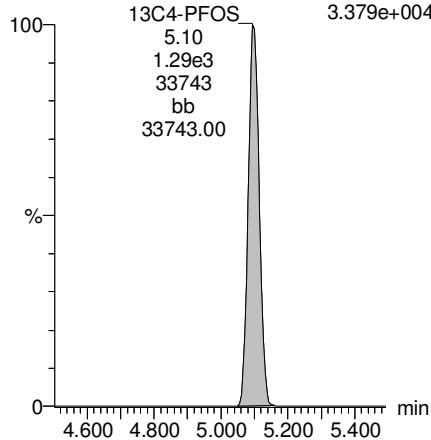
**13C9-PFNA**

F28:MRM of 1 channel,ES-  
472.2 > 426.9  
1.423e+005



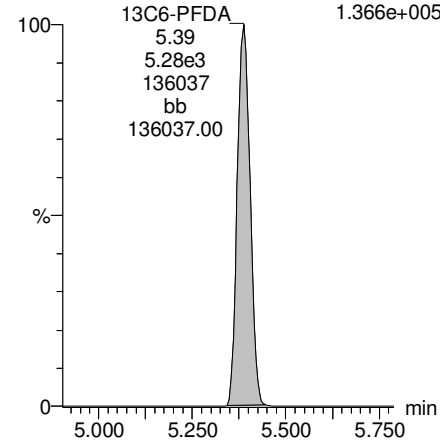
**13C4-PFOS**

F32:MRM of 1 channel,ES-  
503 > 79.9  
3.379e+004



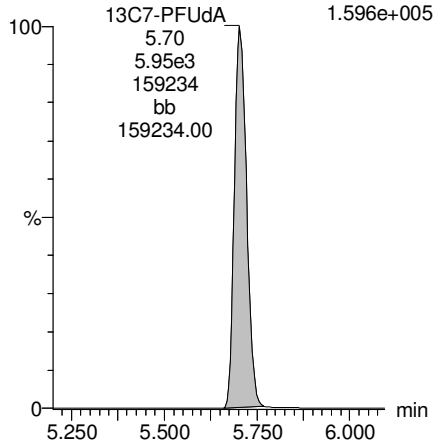
**13C6-PFDA**

F39:MRM of 1 channel,ES-  
519.1 > 473.7  
1.366e+005



**13C7-PFUdA**

F48:MRM of 1 channel,ES-  
570.1 > 524.8  
1.596e+005



## **CONTINUING CALIBRATION**

Dataset: Untitled

Last Altered: Friday, March 16, 2018 11:16:25 Pacific Daylight Time

Printed: Friday, March 16, 2018 11:17:03 Pacific Daylight Time

Method: F:\Projects\PFAS.PRO\MethDB\PFAS\_RS-3-14-18.mdb 15 Mar 2018 14:05:50

Calibration: 16 Mar 2018 11:16:25

Name: 180315M1\_7, Date: 15-Mar-2018, Time: 21:54:26, ID: ST180315M1-6 PFC CS3 18C1208, Description: PFC CS3 18C1208

	# Name	ID	Area	%Rec	Area Out
1	1 13C4-PFBA	ST180315M1-6 PFC CS3 18C1208	6.11e3	100.0	NO
2	2 13C5-PFHxA	ST180315M1-6 PFC CS3 18C1208	1.60e4	100.0	NO
3	3 13C3-PFHxS	ST180315M1-6 PFC CS3 18C1208	3.56e3	100.0	NO
4	4 13C8-PFOA	ST180315M1-6 PFC CS3 18C1208	1.62e4	100.0	NO
5	5 13C9-PFNA	ST180315M1-6 PFC CS3 18C1208	1.73e4	100.0	NO
6	6 13C4-PFOS	ST180315M1-6 PFC CS3 18C1208	3.59e3	100.0	NO
7	7 13C6-PFDA	ST180315M1-6 PFC CS3 18C1208	1.41e4	100.0	NO
8	8 13C7-PFUDa	ST180315M1-6 PFC CS3 18C1208	1.77e4	100.0	NO

Name: 180315M1\_8, Date: 15-Mar-2018, Time: 22:05:53, ID: ST180315M1-7 PFC CS4 18C1209, Description: PFC CS4 18C1209

	# Name	ID	Area	%Rec	Area Out
1	1 13C4-PFBA	ST180315M1-7 PFC CS4 18C1209	5.88e3	96.3	NO
2	2 13C5-PFHxA	ST180315M1-7 PFC CS4 18C1209	1.55e4	97.0	NO
3	3 13C3-PFHxS	ST180315M1-7 PFC CS4 18C1209	3.41e3	95.7	NO
4	4 13C8-PFOA	ST180315M1-7 PFC CS4 18C1209	1.54e4	95.0	NO
5	5 13C9-PFNA	ST180315M1-7 PFC CS4 18C1209	1.61e4	93.1	NO
6	6 13C4-PFOS	ST180315M1-7 PFC CS4 18C1209	2.97e3	82.6	NO
7	7 13C6-PFDA	ST180315M1-7 PFC CS4 18C1209	1.29e4	91.1	NO
8	8 13C7-PFUDa	ST180315M1-7 PFC CS4 18C1209	1.51e4	85.1	NO

Name: 180315M1\_9, Date: 15-Mar-2018, Time: 22:17:19, ID: ST180315M1-8 PFC CS5 18C1210, Description: PFC CS5 18C1210

	# Name	ID	Area	%Rec	Area Out
1	1 13C4-PFBA	ST180315M1-8 PFC CS5 18C1210	5.96e3	97.6	NO
2	2 13C5-PFHxA	ST180315M1-8 PFC CS5 18C1210	1.55e4	96.9	NO
3	3 13C3-PFHxS	ST180315M1-8 PFC CS5 18C1210	3.44e3	96.8	NO
4	4 13C8-PFOA	ST180315M1-8 PFC CS5 18C1210	1.64e4	101.1	NO
5	5 13C9-PFNA	ST180315M1-8 PFC CS5 18C1210	1.66e4	95.7	NO
6	6 13C4-PFOS	ST180315M1-8 PFC CS5 18C1210	3.20e3	89.2	NO
7	7 13C6-PFDA	ST180315M1-8 PFC CS5 18C1210	1.33e4	94.0	NO
8	8 13C7-PFUDa	ST180315M1-8 PFC CS5 18C1210	1.61e4	90.6	NO

Name: 180315M1\_10, Date: 15-Mar-2018, Time: 22:28:49, ID: ST180315M1-9 PFC CS6 18C1211, Description: PFC CS6 18C1211

	# Name	ID	Area	%Rec	Area Out
1	1 13C4-PFBA	ST180315M1-9 PFC CS6 18C1211	5.90e3	96.7	NO
2	2 13C5-PFHxA	ST180315M1-9 PFC CS6 18C1211	1.49e4	92.9	NO
3	3 13C3-PFHxS	ST180315M1-9 PFC CS6 18C1211	3.07e3	86.3	NO
4	4 13C8-PFOA	ST180315M1-9 PFC CS6 18C1211	1.41e4	87.0	NO
5	5 13C9-PFNA	ST180315M1-9 PFC CS6 18C1211	1.63e4	94.3	NO
6	6 13C4-PFOS	ST180315M1-9 PFC CS6 18C1211	3.18e3	88.5	NO
7	7 13C6-PFDA	ST180315M1-9 PFC CS6 18C1211	1.19e4	84.0	NO
8	8 13C7-PFUDa	ST180315M1-9 PFC CS6 18C1211	1.45e4	82.1	NO

Dataset: Untitled

Last Altered: Friday, March 16, 2018 11:16:25 Pacific Daylight Time  
Printed: Friday, March 16, 2018 11:17:03 Pacific Daylight Time

**Name: 180315M1\_11, Date: 15-Mar-2018, Time: 22:40:18, ID: ST180315M1-10 PFC CS7 18C1212, Description: PFC CS7 18C1212**

	# Name	ID	Area	%Rec	Area Out
1	1 13C4-PFBA	ST180315M1-10 PFC CS7 18C1212	5.84e3	95.6	NO
2	2 13C5-PFHxA	ST180315M1-10 PFC CS7 18C1212	1.48e4	92.1	NO
3	3 13C3-PFHxS	ST180315M1-10 PFC CS7 18C1212	2.95e3	83.0	NO
4	4 13C8-PFOA	ST180315M1-10 PFC CS7 18C1212	1.47e4	90.9	NO
5	5 13C9-PFNA	ST180315M1-10 PFC CS7 18C1212	1.67e4	96.3	NO
6	6 13C4-PFOS	ST180315M1-10 PFC CS7 18C1212	3.07e3	85.5	NO
7	7 13C6-PFDA	ST180315M1-10 PFC CS7 18C1212	1.10e4	78.1	NO
8	8 13C7-PFUdA	ST180315M1-10 PFC CS7 18C1212	1.35e4	76.3	NO

**Name: 180315M1\_12, Date: 15-Mar-2018, Time: 22:51:47, ID: IPA, Description: IPA**

	# Name	ID	Area	%Rec	Area Out
1	1 13C4-PFBA	IPA			NO
2	2 13C5-PFHxA	IPA			NO
3	3 13C3-PFHxS	IPA			NO
4	4 13C8-PFOA	IPA			NO
5	5 13C9-PFNA	IPA			NO
6	6 13C4-PFOS	IPA			NO
7	7 13C6-PFDA	IPA			NO
8	8 13C7-PFUdA	IPA			NO

**Name: 180315M1\_13, Date: 15-Mar-2018, Time: 23:03:16, ID: ICV180315M1-1 PFC ICV 18C1202, Description: PFC ICV 18C1202**

	# Name	ID	Area	%Rec	Area Out
1	1 13C4-PFBA	ICV180315M1-1 PFC ICV 18C1202	6.01e3	98.4	NO
2	2 13C5-PFHxA	ICV180315M1-1 PFC ICV 18C1202	1.58e4	98.9	NO
3	3 13C3-PFHxS	ICV180315M1-1 PFC ICV 18C1202	3.30e3	92.9	NO
4	4 13C8-PFOA	ICV180315M1-1 PFC ICV 18C1202	1.65e4	101.6	NO
5	5 13C9-PFNA	ICV180315M1-1 PFC ICV 18C1202	1.86e4	107.4	NO
6	6 13C4-PFOS	ICV180315M1-1 PFC ICV 18C1202	3.84e3	106.7	NO
7	7 13C6-PFDA	ICV180315M1-1 PFC ICV 18C1202	1.49e4	105.3	NO
8	8 13C7-PFUdA	ICV180315M1-1 PFC ICV 18C1202	1.63e4	91.7	NO

**Name: 180315M1\_14, Date: 15-Mar-2018, Time: 23:14:44, ID: IPA, Description: IPA**

	# Name	ID	Area	%Rec	Area Out
1	1 13C4-PFBA	IPA			NO
2	2 13C5-PFHxA	IPA	8.00e0	0.0	YES
3	3 13C3-PFHxS	IPA			NO
4	4 13C8-PFOA	IPA			NO
5	5 13C9-PFNA	IPA			NO
6	6 13C4-PFOS	IPA			NO
7	7 13C6-PFDA	IPA			NO
8	8 13C7-PFUdA	IPA			NO



Dataset: Untitled

Last Altered: Friday, March 16, 2018 11:16:25 Pacific Daylight Time

Printed: Friday, March 16, 2018 11:17:03 Pacific Daylight Time

**Name: 180315M1\_15, Date: 15-Mar-2018, Time: 23:26:13, ID: B8C0089-BSD1 LCSD 0.125, Description: LCSD**

#	Name	ID	Area	%Rec	Area Out
1	1 13C4-PFBA	B8C0089-BSD1 LCSD 0.125	3.79e3	62.1	NO
2	2 13C5-PFHxA	B8C0089-BSD1 LCSD 0.125	5.94e3	37.1	YES
3	3 13C3-PFHxS	B8C0089-BSD1 LCSD 0.125	1.46e3	41.1	YES
4	4 13C8-PFOA	B8C0089-BSD1 LCSD 0.125	6.66e3	41.1	YES
5	5 13C9-PFNA	B8C0089-BSD1 LCSD 0.125	6.05e3	35.0	YES
6	6 13C4-PFOS	B8C0089-BSD1 LCSD 0.125	1.42e3	39.4	YES
7	7 13C6-PFDA	B8C0089-BSD1 LCSD 0.125	5.16e3	36.5	YES
8	8 13C7-PFUdA	B8C0089-BSD1 LCSD 0.125	7.33e3	41.4	YES

**Name: 180315M1\_16, Date: 15-Mar-2018, Time: 23:37:42, ID: B8C0089-BS1 OPR 0.125, Description: OPR**

#	Name	ID	Area	%Rec	Area Out
1	1 13C4-PFBA	B8C0089-BS1 OPR 0.125	4.09e3	67.0	NO
2	2 13C5-PFHxA	B8C0089-BS1 OPR 0.125	5.93e3	37.0	YES
3	3 13C3-PFHxS	B8C0089-BS1 OPR 0.125	1.32e3	37.0	YES
4	4 13C8-PFOA	B8C0089-BS1 OPR 0.125	6.55e3	40.4	YES
5	5 13C9-PFNA	B8C0089-BS1 OPR 0.125	7.07e3	40.8	YES
6	6 13C4-PFOS	B8C0089-BS1 OPR 0.125	1.37e3	38.2	YES
7	7 13C6-PFDA	B8C0089-BS1 OPR 0.125	5.95e3	42.2	YES
8	8 13C7-PFUdA	B8C0089-BS1 OPR 0.125	6.51e3	36.8	YES

**Name: 180315M1\_17, Date: 15-Mar-2018, Time: 23:49:09, ID: B8C0089-BLK1 Method Blank 0.125, Description: Method Blank**

#	Name	ID	Area	%Rec	Area Out
1	1 13C4-PFBA	B8C0089-BLK1 Method Blank 0.125	3.76e3	61.6	NO
2	2 13C5-PFHxA	B8C0089-BLK1 Method Blank 0.125	5.79e3	36.1	YES
3	3 13C3-PFHxS	B8C0089-BLK1 Method Blank 0.125	1.27e3	35.6	YES
4	4 13C8-PFOA	B8C0089-BLK1 Method Blank 0.125	5.53e3	34.1	YES
5	5 13C9-PFNA	B8C0089-BLK1 Method Blank 0.125	6.14e3	35.5	YES
6	6 13C4-PFOS	B8C0089-BLK1 Method Blank 0.125	1.08e3	30.0	YES
7	7 13C6-PFDA	B8C0089-BLK1 Method Blank 0.125	5.33e3	37.8	YES
8	8 13C7-PFUdA	B8C0089-BLK1 Method Blank 0.125	5.56e3	31.4	YES

**Name: 180315M1\_18, Date: 16-Mar-2018, Time: 00:00:39, ID: 1800403-01RE1 REEPDW190FRB 0.1236, Description: REEPDW190FRB**

#	Name	ID	Area	%Rec	Area Out
1	1 13C4-PFBA	1800403-01RE1 REEPDW190FRB 0.1...	4.10e3	67.2	NO
2	2 13C5-PFHxA	1800403-01RE1 REEPDW190FRB 0.1...	5.93e3	37.0	YES
3	3 13C3-PFHxS	1800403-01RE1 REEPDW190FRB 0.1...	1.43e3	40.1	YES
4	4 13C8-PFOA	1800403-01RE1 REEPDW190FRB 0.1...	6.24e3	38.5	YES
5	5 13C9-PFNA	1800403-01RE1 REEPDW190FRB 0.1...	7.24e3	41.9	YES
6	6 13C4-PFOS	1800403-01RE1 REEPDW190FRB 0.1...	1.44e3	40.1	YES
7	7 13C6-PFDA	1800403-01RE1 REEPDW190FRB 0.1...	5.56e3	39.4	YES
8	8 13C7-PFUdA	1800403-01RE1 REEPDW190FRB 0.1...	6.65e3	37.5	YES

Dataset: Untitled

Last Altered: Friday, March 16, 2018 11:16:25 Pacific Daylight Time

Printed: Friday, March 16, 2018 11:17:03 Pacific Daylight Time

**Name: 180315M1\_19, Date: 16-Mar-2018, Time: 00:12:08, ID: 1800403-02RE1 REEPDW191FRB 0.12044, Description: REEPDW191FRB**

	# Name	ID	Area	%Rec	Area Out
1	1 13C4-PFBA	1800403-02RE1 REEPDW191FRB 0.1...	4.28e3	70.0	NO
2	2 13C5-PFHxA	1800403-02RE1 REEPDW191FRB 0.1...	6.41e3	40.0	YES
3	3 13C3-PFHxS	1800403-02RE1 REEPDW191FRB 0.1...	1.56e3	43.9	YES
4	4 13C8-PFOA	1800403-02RE1 REEPDW191FRB 0.1...	6.59e3	40.7	YES
5	5 13C9-PFNA	1800403-02RE1 REEPDW191FRB 0.1...	7.67e3	44.3	YES
6	6 13C4-PFOS	1800403-02RE1 REEPDW191FRB 0.1...	1.47e3	40.9	YES
7	7 13C6-PFDA	1800403-02RE1 REEPDW191FRB 0.1...	6.35e3	45.0	YES
8	8 13C7-PFUdA	1800403-02RE1 REEPDW191FRB 0.1...	7.01e3	39.5	YES

**Name: 180315M1\_20, Date: 16-Mar-2018, Time: 00:23:29, ID: 1800403-03RE1 REEPDW193FRB 0.12527, Description: REEPDW193FRB**

	# Name	ID	Area	%Rec	Area Out
1	1 13C4-PFBA	1800403-03RE1 REEPDW193FRB 0.1...	3.86e3	63.3	NO
2	2 13C5-PFHxA	1800403-03RE1 REEPDW193FRB 0.1...	5.62e3	35.1	YES
3	3 13C3-PFHxS	1800403-03RE1 REEPDW193FRB 0.1...	1.28e3	35.9	YES
4	4 13C8-PFOA	1800403-03RE1 REEPDW193FRB 0.1...	6.46e3	39.9	YES
5	5 13C9-PFNA	1800403-03RE1 REEPDW193FRB 0.1...	6.76e3	39.1	YES
6	6 13C4-PFOS	1800403-03RE1 REEPDW193FRB 0.1...	1.41e3	39.2	YES
7	7 13C6-PFDA	1800403-03RE1 REEPDW193FRB 0.1...	5.07e3	36.0	YES
8	8 13C7-PFUdA	1800403-03RE1 REEPDW193FRB 0.1...	7.53e3	42.5	YES

**Name: 180315M1\_21, Date: 16-Mar-2018, Time: 00:34:56, ID: 1800403-04RE1 REEPDW194FRB 0.12125, Description: REEPDW194FRB**

	# Name	ID	Area	%Rec	Area Out
1	1 13C4-PFBA	1800403-04RE1 REEPDW194FRB 0.1...	3.72e3	60.9	NO
2	2 13C5-PFHxA	1800403-04RE1 REEPDW194FRB 0.1...	5.52e3	34.4	YES
3	3 13C3-PFHxS	1800403-04RE1 REEPDW194FRB 0.1...	1.28e3	36.1	YES
4	4 13C8-PFOA	1800403-04RE1 REEPDW194FRB 0.1...	5.77e3	35.6	YES
5	5 13C9-PFNA	1800403-04RE1 REEPDW194FRB 0.1...	7.09e3	40.9	YES
6	6 13C4-PFOS	1800403-04RE1 REEPDW194FRB 0.1...	1.15e3	32.1	YES
7	7 13C6-PFDA	1800403-04RE1 REEPDW194FRB 0.1...	4.49e3	31.8	YES
8	8 13C7-PFUdA	1800403-04RE1 REEPDW194FRB 0.1...	5.73e3	32.3	YES

**Name: 180315M1\_22, Date: 16-Mar-2018, Time: 00:46:23, ID: 1800403-05RE1 REEPDW192FRB 0.12175, Description: REEPDW192FRB**

	# Name	ID	Area	%Rec	Area Out
1	1 13C4-PFBA	1800403-05RE1 REEPDW192FRB 0.1...	3.73e3	61.1	NO
2	2 13C5-PFHxA	1800403-05RE1 REEPDW192FRB 0.1...	5.55e3	34.7	YES
3	3 13C3-PFHxS	1800403-05RE1 REEPDW192FRB 0.1...	1.23e3	34.7	YES
4	4 13C8-PFOA	1800403-05RE1 REEPDW192FRB 0.1...	5.96e3	36.8	YES
5	5 13C9-PFNA	1800403-05RE1 REEPDW192FRB 0.1...	6.50e3	37.6	YES
6	6 13C4-PFOS	1800403-05RE1 REEPDW192FRB 0.1...	1.44e3	40.0	YES
7	7 13C6-PFDA	1800403-05RE1 REEPDW192FRB 0.1...	5.12e3	36.3	YES
8	8 13C7-PFUdA	1800403-05RE1 REEPDW192FRB 0.1...	6.16e3	34.7	YES

Dataset: Untitled

Last Altered: Friday, March 16, 2018 11:16:25 Pacific Daylight Time

Printed: Friday, March 16, 2018 11:17:03 Pacific Daylight Time

**Name: 180315M1\_23, Date: 16-Mar-2018, Time: 00:57:43, ID: 1800403-06RE1 REEPDW195FRB 0.11784, Description: REEPDW195FRB**

	# Name	ID	Area	%Rec	Area Out
1	1 13C4-PFBA	1800403-06RE1 REEPDW195FRB 0.1...	3.36e3	55.1	NO
2	2 13C5-PFHxA	1800403-06RE1 REEPDW195FRB 0.1...	5.18e3	32.3	YES
3	3 13C3-PFHxS	1800403-06RE1 REEPDW195FRB 0.1...	1.09e3	30.5	YES
4	4 13C8-PFOA	1800403-06RE1 REEPDW195FRB 0.1...	5.14e3	31.7	YES
5	5 13C9-PFNA	1800403-06RE1 REEPDW195FRB 0.1...	5.68e3	32.8	YES
6	6 13C4-PFOS	1800403-06RE1 REEPDW195FRB 0.1...	1.14e3	31.6	YES
7	7 13C6-PFDA	1800403-06RE1 REEPDW195FRB 0.1...	4.32e3	30.6	YES
8	8 13C7-PFUdA	1800403-06RE1 REEPDW195FRB 0.1...	6.13e3	34.6	YES

**Name: 180315M1\_24, Date: 16-Mar-2018, Time: 01:09:11, ID: 1800432-01RE1 REEPDW221FRB 0.11806, Description: REEPDW221FRB**

	# Name	ID	Area	%Rec	Area Out
1	1 13C4-PFBA	1800432-01RE1 REEPDW221FRB 0.1...	3.82e3	62.5	NO
2	2 13C5-PFHxA	1800432-01RE1 REEPDW221FRB 0.1...	5.69e3	35.5	YES
3	3 13C3-PFHxS	1800432-01RE1 REEPDW221FRB 0.1...	1.48e3	41.5	YES
4	4 13C8-PFOA	1800432-01RE1 REEPDW221FRB 0.1...	6.08e3	37.5	YES
5	5 13C9-PFNA	1800432-01RE1 REEPDW221FRB 0.1...	7.05e3	40.7	YES
6	6 13C4-PFOS	1800432-01RE1 REEPDW221FRB 0.1...	1.51e3	42.1	YES
7	7 13C6-PFDA	1800432-01RE1 REEPDW221FRB 0.1...	4.60e3	32.6	YES
8	8 13C7-PFUdA	1800432-01RE1 REEPDW221FRB 0.1...	6.52e3	36.8	YES

**Name: 180315M1\_25, Date: 16-Mar-2018, Time: 01:20:40, ID: 1800432-02RE1 REEPDW222FRB 0.1175, Description: REEPDW222FRB**

	# Name	ID	Area	%Rec	Area Out
1	1 13C4-PFBA	1800432-02RE1 REEPDW222FRB 0.1...	4.03e3	66.1	NO
2	2 13C5-PFHxA	1800432-02RE1 REEPDW222FRB 0.1...	6.01e3	37.5	YES
3	3 13C3-PFHxS	1800432-02RE1 REEPDW222FRB 0.1...	1.39e3	39.2	YES
4	4 13C8-PFOA	1800432-02RE1 REEPDW222FRB 0.1...	6.42e3	39.6	YES
5	5 13C9-PFNA	1800432-02RE1 REEPDW222FRB 0.1...	7.18e3	41.5	YES
6	6 13C4-PFOS	1800432-02RE1 REEPDW222FRB 0.1...	1.53e3	42.6	YES
7	7 13C6-PFDA	1800432-02RE1 REEPDW222FRB 0.1...	6.03e3	42.7	YES
8	8 13C7-PFUdA	1800432-02RE1 REEPDW222FRB 0.1...	6.73e3	38.0	YES

**Name: 180315M1\_26, Date: 16-Mar-2018, Time: 01:32:07, ID: 1800432-03RE1 REEPDW226FRB 0.11935, Description: REEPDW226FRB**

	# Name	ID	Area	%Rec	Area Out
1	1 13C4-PFBA	1800432-03RE1 REEPDW226FRB 0.1...	3.91e3	64.0	NO
2	2 13C5-PFHxA	1800432-03RE1 REEPDW226FRB 0.1...	5.82e3	36.3	YES
3	3 13C3-PFHxS	1800432-03RE1 REEPDW226FRB 0.1...	1.27e3	35.7	YES
4	4 13C8-PFOA	1800432-03RE1 REEPDW226FRB 0.1...	6.04e3	37.3	YES
5	5 13C9-PFNA	1800432-03RE1 REEPDW226FRB 0.1...	7.33e3	42.3	YES
6	6 13C4-PFOS	1800432-03RE1 REEPDW226FRB 0.1...	1.42e3	39.6	YES
7	7 13C6-PFDA	1800432-03RE1 REEPDW226FRB 0.1...	5.64e3	40.0	YES
8	8 13C7-PFUdA	1800432-03RE1 REEPDW226FRB 0.1...	7.14e3	40.3	YES

Dataset: Untitled

Last Altered: Friday, March 16, 2018 11:16:25 Pacific Daylight Time

Printed: Friday, March 16, 2018 11:17:03 Pacific Daylight Time

**Name: 180315M1\_27, Date: 16-Mar-2018, Time: 01:43:28, ID: 1800432-04RE1 REEPDW228FRB 0.11757, Description: REEPDW228FRB**

	# Name	ID	Area	%Rec	Area Out
1	1 13C4-PFBA	1800432-04RE1 REEPDW228FRB 0.1...	4.13e3	67.6	NO
2	2 13C5-PFHxA	1800432-04RE1 REEPDW228FRB 0.1...	6.26e3	39.1	YES
3	3 13C3-PFHxS	1800432-04RE1 REEPDW228FRB 0.1...	1.33e3	37.4	YES
4	4 13C8-PFOA	1800432-04RE1 REEPDW228FRB 0.1...	6.38e3	39.4	YES
5	5 13C9-PFNA	1800432-04RE1 REEPDW228FRB 0.1...	7.58e3	43.8	YES
6	6 13C4-PFOS	1800432-04RE1 REEPDW228FRB 0.1...	1.48e3	41.1	YES
7	7 13C6-PFDA	1800432-04RE1 REEPDW228FRB 0.1...	5.35e3	37.9	YES
8	8 13C7-PFUDa	1800432-04RE1 REEPDW228FRB 0.1...	8.07e3	45.5	YES

**Name: 180315M1\_28, Date: 16-Mar-2018, Time: 01:54:55, ID: 1800432-05RE1 REEPDW223FRB 0.11757, Description: REEPDW223FRB**

	# Name	ID	Area	%Rec	Area Out
1	1 13C4-PFBA	1800432-05RE1 REEPDW223FRB 0.1...	3.71e3	60.8	NO
2	2 13C5-PFHxA	1800432-05RE1 REEPDW223FRB 0.1...	5.40e3	33.7	YES
3	3 13C3-PFHxS	1800432-05RE1 REEPDW223FRB 0.1...	1.24e3	34.8	YES
4	4 13C8-PFOA	1800432-05RE1 REEPDW223FRB 0.1...	6.42e3	39.6	YES
5	5 13C9-PFNA	1800432-05RE1 REEPDW223FRB 0.1...	6.62e3	38.3	YES
6	6 13C4-PFOS	1800432-05RE1 REEPDW223FRB 0.1...	1.27e3	35.5	YES
7	7 13C6-PFDA	1800432-05RE1 REEPDW223FRB 0.1...	4.91e3	34.8	YES
8	8 13C7-PFUDa	1800432-05RE1 REEPDW223FRB 0.1...	6.22e3	35.1	YES

**Name: 180315M1\_29, Date: 16-Mar-2018, Time: 02:06:22, ID: 1800432-06RE1 REEPDW224FRB 0.11709, Description: REEPDW224FRB**

	# Name	ID	Area	%Rec	Area Out
1	1 13C4-PFBA	1800432-06RE1 REEPDW224FRB 0.1...	4.37e3	71.6	NO
2	2 13C5-PFHxA	1800432-06RE1 REEPDW224FRB 0.1...	6.40e3	40.0	YES
3	3 13C3-PFHxS	1800432-06RE1 REEPDW224FRB 0.1...	1.39e3	39.2	YES
4	4 13C8-PFOA	1800432-06RE1 REEPDW224FRB 0.1...	5.78e3	35.6	YES
5	5 13C9-PFNA	1800432-06RE1 REEPDW224FRB 0.1...	7.08e3	40.9	YES
6	6 13C4-PFOS	1800432-06RE1 REEPDW224FRB 0.1...	1.59e3	44.2	YES
7	7 13C6-PFDA	1800432-06RE1 REEPDW224FRB 0.1...	5.62e3	39.8	YES
8	8 13C7-PFUDa	1800432-06RE1 REEPDW224FRB 0.1...	7.80e3	44.0	YES

**Name: 180315M1\_30, Date: 16-Mar-2018, Time: 02:17:49, ID: 1800432-07RE1 REEPDW225FRB 0.11931, Description: REEPDW225FRB**

	# Name	ID	Area	%Rec	Area Out
1	1 13C4-PFBA	1800432-07RE1 REEPDW225FRB 0.1...	4.11e3	67.3	NO
2	2 13C5-PFHxA	1800432-07RE1 REEPDW225FRB 0.1...	6.05e3	37.8	YES
3	3 13C3-PFHxS	1800432-07RE1 REEPDW225FRB 0.1...	1.37e3	38.4	YES
4	4 13C8-PFOA	1800432-07RE1 REEPDW225FRB 0.1...	5.67e3	34.9	YES
5	5 13C9-PFNA	1800432-07RE1 REEPDW225FRB 0.1...	7.15e3	41.3	YES
6	6 13C4-PFOS	1800432-07RE1 REEPDW225FRB 0.1...	1.48e3	41.3	YES
7	7 13C6-PFDA	1800432-07RE1 REEPDW225FRB 0.1...	5.53e3	39.2	YES
8	8 13C7-PFUDa	1800432-07RE1 REEPDW225FRB 0.1...	6.66e3	37.6	YES

Dataset: Untitled

Last Altered: Friday, March 16, 2018 11:16:25 Pacific Daylight Time  
Printed: Friday, March 16, 2018 11:17:03 Pacific Daylight Time

**Name: 180315M1\_31, Date: 16-Mar-2018, Time: 02:29:10, ID: 1800432-08RE1 REEPDW227FRB 0.11776, Description: REEPDW227FRB**

	# Name	ID	Area	%Rec	Area Out
1	1 13C4-PFBA	1800432-08RE1 REEPDW227FRB 0.1...	4.23e3	69.2	NO
2	2 13C5-PFHxA	1800432-08RE1 REEPDW227FRB 0.1...	5.98e3	37.3	YES
3	3 13C3-PFHxS	1800432-08RE1 REEPDW227FRB 0.1...	1.43e3	40.3	YES
4	4 13C8-PFOA	1800432-08RE1 REEPDW227FRB 0.1...	5.89e3	36.3	YES
5	5 13C9-PFNA	1800432-08RE1 REEPDW227FRB 0.1...	7.35e3	42.5	YES
6	6 13C4-PFOS	1800432-08RE1 REEPDW227FRB 0.1...	1.33e3	36.9	YES
7	7 13C6-PFDA	1800432-08RE1 REEPDW227FRB 0.1...	5.80e3	41.1	YES
8	8 13C7-PFUdA	1800432-08RE1 REEPDW227FRB 0.1...	6.22e3	35.1	YES

**Name: 180315M1\_32, Date: 16-Mar-2018, Time: 02:40:37, ID: B8C0085-BSD1 LCSD 0.125, Description: LCSD**

	# Name	ID	Area	%Rec	Area Out
1	1 13C4-PFBA	B8C0085-BSD1 LCSD 0.125	3.73e3	61.1	NO
2	2 13C5-PFHxA	B8C0085-BSD1 LCSD 0.125	5.63e3	35.1	YES
3	3 13C3-PFHxS	B8C0085-BSD1 LCSD 0.125	1.37e3	38.4	YES
4	4 13C8-PFOA	B8C0085-BSD1 LCSD 0.125	6.80e3	41.9	YES
5	5 13C9-PFNA	B8C0085-BSD1 LCSD 0.125	6.30e3	36.4	YES
6	6 13C4-PFOS	B8C0085-BSD1 LCSD 0.125	1.40e3	38.8	YES
7	7 13C6-PFDA	B8C0085-BSD1 LCSD 0.125	5.57e3	39.5	YES
8	8 13C7-PFUdA	B8C0085-BSD1 LCSD 0.125	5.97e3	33.7	YES

**Name: 180315M1\_33, Date: 16-Mar-2018, Time: 02:52:06, ID: B8C0085-BS1 OPR 0.125, Description: OPR**

	# Name	ID	Area	%Rec	Area Out
1	1 13C4-PFBA	B8C0085-BS1 OPR 0.125	3.01e3	49.3	YES
2	2 13C5-PFHxA	B8C0085-BS1 OPR 0.125	4.69e3	29.3	YES
3	3 13C3-PFHxS	B8C0085-BS1 OPR 0.125	1.17e3	33.0	YES
4	4 13C8-PFOA	B8C0085-BS1 OPR 0.125	4.38e3	27.0	YES
5	5 13C9-PFNA	B8C0085-BS1 OPR 0.125	6.23e3	36.0	YES
6	6 13C4-PFOS	B8C0085-BS1 OPR 0.125	1.52e3	42.3	YES
7	7 13C6-PFDA	B8C0085-BS1 OPR 0.125	4.70e3	33.3	YES
8	8 13C7-PFUdA	B8C0085-BS1 OPR 0.125	5.26e3	29.7	YES

**Name: 180315M1\_34, Date: 16-Mar-2018, Time: 03:03:33, ID: B8C0085-BLK1 Method Blank 0.125, Description: Method Blank**

	# Name	ID	Area	%Rec	Area Out
1	1 13C4-PFBA	B8C0085-BLK1 Method Blank 0.125	4.07e3	66.7	NO
2	2 13C5-PFHxA	B8C0085-BLK1 Method Blank 0.125	5.70e3	35.6	YES
3	3 13C3-PFHxS	B8C0085-BLK1 Method Blank 0.125	1.30e3	36.5	YES
4	4 13C8-PFOA	B8C0085-BLK1 Method Blank 0.125	5.42e3	33.5	YES
5	5 13C9-PFNA	B8C0085-BLK1 Method Blank 0.125	6.46e3	37.3	YES
6	6 13C4-PFOS	B8C0085-BLK1 Method Blank 0.125	1.15e3	32.0	YES
7	7 13C6-PFDA	B8C0085-BLK1 Method Blank 0.125	5.04e3	35.7	YES
8	8 13C7-PFUdA	B8C0085-BLK1 Method Blank 0.125	6.33e3	35.7	YES

Dataset: Untitled

Last Altered: Friday, March 16, 2018 11:16:25 Pacific Daylight Time

Printed: Friday, March 16, 2018 11:17:03 Pacific Daylight Time

**Name: 180315M1\_35, Date: 16-Mar-2018, Time: 03:14:55, ID: 1800386-04RE1 WI-AF-IDW-AQ1-022818 0.11572, Description: WI-AF-IDW-AQ1-022818**

	#	Name	ID	Area	%Rec	Area Out
1	1	13C4-PFBA	1800386-04RE1 WI-AF-IDW-AQ1-0228...	4.16e3	68.1	NO
2	2	13C5-PFHxA	1800386-04RE1 WI-AF-IDW-AQ1-0228...	5.99e3	37.4	YES
3	3	13C3-PFHxS	1800386-04RE1 WI-AF-IDW-AQ1-0228...	1.39e3	39.1	YES
4	4	13C8-PFOA	1800386-04RE1 WI-AF-IDW-AQ1-0228...	6.32e3	39.0	YES
5	5	13C9-PFNA	1800386-04RE1 WI-AF-IDW-AQ1-0228...	7.31e3	42.2	YES
6	6	13C4-PFOS	1800386-04RE1 WI-AF-IDW-AQ1-0228...	1.51e3	41.9	YES
7	7	13C6-PFDA	1800386-04RE1 WI-AF-IDW-AQ1-0228...	5.52e3	39.1	YES
8	8	13C7-PFUdA	1800386-04RE1 WI-AF-IDW-AQ1-0228...	6.79e3	38.3	YES

**Name: 180315M1\_36, Date: 16-Mar-2018, Time: 03:26:21, ID: 1800386-05RE1 WI-AF-IDW-AQ3-022818 0.11674, Description: WI-AF-IDW-AQ3-022818**

	#	Name	ID	Area	%Rec	Area Out
1	1	13C4-PFBA	1800386-05RE1 WI-AF-IDW-AQ3-0228...	4.35e3	71.3	NO
2	2	13C5-PFHxA	1800386-05RE1 WI-AF-IDW-AQ3-0228...	6.33e3	39.5	YES
3	3	13C3-PFHxS	1800386-05RE1 WI-AF-IDW-AQ3-0228...	1.39e3	39.1	YES
4	4	13C8-PFOA	1800386-05RE1 WI-AF-IDW-AQ3-0228...	6.12e3	37.8	YES
5	5	13C9-PFNA	1800386-05RE1 WI-AF-IDW-AQ3-0228...	7.20e3	41.6	YES
6	6	13C4-PFOS	1800386-05RE1 WI-AF-IDW-AQ3-0228...	1.50e3	41.7	YES
7	7	13C6-PFDA	1800386-05RE1 WI-AF-IDW-AQ3-0228...	4.78e3	33.9	YES
8	8	13C7-PFUdA	1800386-05RE1 WI-AF-IDW-AQ3-0228...	6.83e3	38.5	YES

**Name: 180315M1\_37, Date: 16-Mar-2018, Time: 03:37:48, ID: 1800402-01RE1 REEPDW199FRB 0.1117, Description: REEPDW199FRB**

	#	Name	ID	Area	%Rec	Area Out
1	1	13C4-PFBA	1800402-01RE1 REEPDW199FRB 0.1...	3.71e3	60.8	NO
2	2	13C5-PFHxA	1800402-01RE1 REEPDW199FRB 0.1...	5.63e3	35.2	YES
3	3	13C3-PFHxS	1800402-01RE1 REEPDW199FRB 0.1...	1.39e3	39.1	YES
4	4	13C8-PFOA	1800402-01RE1 REEPDW199FRB 0.1...	5.55e3	34.3	YES
5	5	13C9-PFNA	1800402-01RE1 REEPDW199FRB 0.1...	6.74e3	39.0	YES
6	6	13C4-PFOS	1800402-01RE1 REEPDW199FRB 0.1...	1.55e3	43.0	YES
7	7	13C6-PFDA	1800402-01RE1 REEPDW199FRB 0.1...	5.36e3	38.0	YES
8	8	13C7-PFUdA	1800402-01RE1 REEPDW199FRB 0.1...	7.38e3	41.7	YES

**Name: 180315M1\_38, Date: 16-Mar-2018, Time: 03:49:18, ID: 1800402-02RE1 REEPDW200FRB 0.11972, Description: REEPDW200FRB**

	#	Name	ID	Area	%Rec	Area Out
1	1	13C4-PFBA	1800402-02RE1 REEPDW200FRB 0.1...	4.08e3	66.8	NO
2	2	13C5-PFHxA	1800402-02RE1 REEPDW200FRB 0.1...	6.02e3	37.6	YES
3	3	13C3-PFHxS	1800402-02RE1 REEPDW200FRB 0.1...	1.32e3	37.1	YES
4	4	13C8-PFOA	1800402-02RE1 REEPDW200FRB 0.1...	6.10e3	37.6	YES
5	5	13C9-PFNA	1800402-02RE1 REEPDW200FRB 0.1...	6.46e3	37.3	YES
6	6	13C4-PFOS	1800402-02RE1 REEPDW200FRB 0.1...	1.38e3	38.5	YES
7	7	13C6-PFDA	1800402-02RE1 REEPDW200FRB 0.1...	5.64e3	40.0	YES
8	8	13C7-PFUdA	1800402-02RE1 REEPDW200FRB 0.1...	7.59e3	42.8	YES

Dataset: Untitled

Last Altered: Friday, March 16, 2018 11:16:25 Pacific Daylight Time  
Printed: Friday, March 16, 2018 11:17:03 Pacific Daylight Time

**Name: 180315M1\_39, Date: 16-Mar-2018, Time: 04:00:47, ID: 1800402-03RE1 REEPDW201FRB 0.11729, Description: REEPDW201FRB**

	# Name	ID	Area	%Rec	Area Out
1	1 13C4-PFBA	1800402-03RE1 REEPDW201FRB 0.1...	3.70e3	60.5	NO
2	2 13C5-PFHxA	1800402-03RE1 REEPDW201FRB 0.1...	5.55e3	34.6	YES
3	3 13C3-PFHxS	1800402-03RE1 REEPDW201FRB 0.1...	1.22e3	34.2	YES
4	4 13C8-PFOA	1800402-03RE1 REEPDW201FRB 0.1...	5.59e3	34.5	YES
5	5 13C9-PFNA	1800402-03RE1 REEPDW201FRB 0.1...	6.58e3	38.0	YES
6	6 13C4-PFOS	1800402-03RE1 REEPDW201FRB 0.1...	1.32e3	36.7	YES
7	7 13C6-PFDA	1800402-03RE1 REEPDW201FRB 0.1...	5.00e3	35.4	YES
8	8 13C7-PFUDa	1800402-03RE1 REEPDW201FRB 0.1...	6.29e3	35.5	YES

**Name: 180315M1\_40, Date: 16-Mar-2018, Time: 04:12:07, ID: 1800402-04RE1 REEPDW202FRB 0.11872, Description: REEPDW202FRB**

	# Name	ID	Area	%Rec	Area Out
1	1 13C4-PFBA	1800402-04RE1 REEPDW202FRB 0.1...	3.80e3	62.2	NO
2	2 13C5-PFHxA	1800402-04RE1 REEPDW202FRB 0.1...	5.31e3	33.1	YES
3	3 13C3-PFHxS	1800402-04RE1 REEPDW202FRB 0.1...	1.20e3	33.6	YES
4	4 13C8-PFOA	1800402-04RE1 REEPDW202FRB 0.1...	5.61e3	34.6	YES
5	5 13C9-PFNA	1800402-04RE1 REEPDW202FRB 0.1...	6.93e3	40.0	YES
6	6 13C4-PFOS	1800402-04RE1 REEPDW202FRB 0.1...	1.30e3	36.1	YES
7	7 13C6-PFDA	1800402-04RE1 REEPDW202FRB 0.1...	5.02e3	35.6	YES
8	8 13C7-PFUDa	1800402-04RE1 REEPDW202FRB 0.1...	6.21e3	35.0	YES

**Name: 180315M1\_41, Date: 16-Mar-2018, Time: 04:23:34, ID: 1800402-05RE1 REEPDW203FRB 0.11755, Description: REEPDW203FRB**

	# Name	ID	Area	%Rec	Area Out
1	1 13C4-PFBA	1800402-05RE1 REEPDW203FRB 0.1...	3.77e3	61.7	NO
2	2 13C5-PFHxA	1800402-05RE1 REEPDW203FRB 0.1...	5.74e3	35.8	YES
3	3 13C3-PFHxS	1800402-05RE1 REEPDW203FRB 0.1...	1.31e3	36.7	YES
4	4 13C8-PFOA	1800402-05RE1 REEPDW203FRB 0.1...	5.57e3	34.4	YES
5	5 13C9-PFNA	1800402-05RE1 REEPDW203FRB 0.1...	6.21e3	35.9	YES
6	6 13C4-PFOS	1800402-05RE1 REEPDW203FRB 0.1...	1.10e3	30.6	YES
7	7 13C6-PFDA	1800402-05RE1 REEPDW203FRB 0.1...	5.21e3	36.9	YES
8	8 13C7-PFUDa	1800402-05RE1 REEPDW203FRB 0.1...	6.46e3	36.5	YES

**Name: 180315M1\_42, Date: 16-Mar-2018, Time: 04:35:03, ID: 1800404-01RE1 REEPDW196 0.11739, Description: REEPDW196**

	# Name	ID	Area	%Rec	Area Out
1	1 13C4-PFBA	1800404-01RE1 REEPDW196 0.11739	2.79e3	45.6	YES
2	2 13C5-PFHxA	1800404-01RE1 REEPDW196 0.11739	4.27e3	26.7	YES
3	3 13C3-PFHxS	1800404-01RE1 REEPDW196 0.11739	1.14e3	32.0	YES
4	4 13C8-PFOA	1800404-01RE1 REEPDW196 0.11739	3.76e3	23.2	YES
5	5 13C9-PFNA	1800404-01RE1 REEPDW196 0.11739	4.69e3	27.1	YES
6	6 13C4-PFOS	1800404-01RE1 REEPDW196 0.11739	1.41e3	39.3	YES
7	7 13C6-PFDA	1800404-01RE1 REEPDW196 0.11739	4.06e3	28.8	YES
8	8 13C7-PFUDa	1800404-01RE1 REEPDW196 0.11739	4.81e3	27.2	YES

Dataset: Untitled

Last Altered: Friday, March 16, 2018 11:16:25 Pacific Daylight Time  
Printed: Friday, March 16, 2018 11:17:03 Pacific Daylight Time

**Name: 180315M1\_43, Date: 16-Mar-2018, Time: 04:46:26, ID: 1800404-02RE1 REEPDW197 0.11797, Description: REEPDW197**

	# Name	ID	Area	%Rec	Area Out
1	1 13C4-PFBA	1800404-02RE1 REEPDW197 0.11797	2.75e3	45.0	YES
2	2 13C5-PFHxA	1800404-02RE1 REEPDW197 0.11797	4.07e3	25.4	YES
3	3 13C3-PFHxS	1800404-02RE1 REEPDW197 0.11797	1.31e3	36.9	YES
4	4 13C8-PFOA	1800404-02RE1 REEPDW197 0.11797	4.17e3	25.7	YES
5	5 13C9-PFNA	1800404-02RE1 REEPDW197 0.11797	5.06e3	29.2	YES
6	6 13C4-PFOS	1800404-02RE1 REEPDW197 0.11797	1.30e3	36.2	YES
7	7 13C6-PFDA	1800404-02RE1 REEPDW197 0.11797	3.89e3	27.6	YES
8	8 13C7-PFUDa	1800404-02RE1 REEPDW197 0.11797	4.83e3	27.3	YES

**Name: 180315M1\_44, Date: 16-Mar-2018, Time: 04:57:52, ID: 1800404-03RE1 REEPDW198 0.11903, Description: REEPDW198**

	# Name	ID	Area	%Rec	Area Out
1	1 13C4-PFBA	1800404-03RE1 REEPDW198 0.11903	3.31e3	54.2	NO
2	2 13C5-PFHxA	1800404-03RE1 REEPDW198 0.11903	4.56e3	28.4	YES
3	3 13C3-PFHxS	1800404-03RE1 REEPDW198 0.11903	1.23e3	34.5	YES
4	4 13C8-PFOA	1800404-03RE1 REEPDW198 0.11903	4.33e3	26.7	YES
5	5 13C9-PFNA	1800404-03RE1 REEPDW198 0.11903	5.23e3	30.2	YES
6	6 13C4-PFOS	1800404-03RE1 REEPDW198 0.11903	1.46e3	40.7	YES
7	7 13C6-PFDA	1800404-03RE1 REEPDW198 0.11903	4.25e3	30.1	YES
8	8 13C7-PFUDa	1800404-03RE1 REEPDW198 0.11903	5.06e3	28.6	YES

**Name: 180315M1\_45, Date: 16-Mar-2018, Time: 05:09:19, ID: 1800406-01RE1 REEPDW196FRB 0.11271, Description: REEPDW196FRB**

	# Name	ID	Area	%Rec	Area Out
1	1 13C4-PFBA	1800406-01RE1 REEPDW196FRB 0.1...	4.11e3	67.3	NO
2	2 13C5-PFHxA	1800406-01RE1 REEPDW196FRB 0.1...	5.62e3	35.1	YES
3	3 13C3-PFHxS	1800406-01RE1 REEPDW196FRB 0.1...	1.29e3	36.3	YES
4	4 13C8-PFOA	1800406-01RE1 REEPDW196FRB 0.1...	6.08e3	37.5	YES
5	5 13C9-PFNA	1800406-01RE1 REEPDW196FRB 0.1...	7.34e3	42.4	YES
6	6 13C4-PFOS	1800406-01RE1 REEPDW196FRB 0.1...	1.38e3	38.5	YES
7	7 13C6-PFDA	1800406-01RE1 REEPDW196FRB 0.1...	5.38e3	38.1	YES
8	8 13C7-PFUDa	1800406-01RE1 REEPDW196FRB 0.1...	7.33e3	41.4	YES

**Name: 180315M1\_46, Date: 16-Mar-2018, Time: 05:20:48, ID: 1800406-02RE1 REEPDW197FRB 0.12091, Description: REEPDW197FRB**

	# Name	ID	Area	%Rec	Area Out
1	1 13C4-PFBA	1800406-02RE1 REEPDW197FRB 0.1...	3.95e3	64.7	NO
2	2 13C5-PFHxA	1800406-02RE1 REEPDW197FRB 0.1...	5.86e3	36.6	YES
3	3 13C3-PFHxS	1800406-02RE1 REEPDW197FRB 0.1...	1.33e3	37.3	YES
4	4 13C8-PFOA	1800406-02RE1 REEPDW197FRB 0.1...	5.81e3	35.8	YES
5	5 13C9-PFNA	1800406-02RE1 REEPDW197FRB 0.1...	7.53e3	43.5	YES
6	6 13C4-PFOS	1800406-02RE1 REEPDW197FRB 0.1...	1.33e3	37.0	YES
7	7 13C6-PFDA	1800406-02RE1 REEPDW197FRB 0.1...	4.84e3	34.3	YES
8	8 13C7-PFUDa	1800406-02RE1 REEPDW197FRB 0.1...	6.91e3	39.0	YES



Dataset: Untitled

Last Altered: Friday, March 16, 2018 11:16:25 Pacific Daylight Time

Printed: Friday, March 16, 2018 11:17:03 Pacific Daylight Time

**Name: 180315M1\_47, Date: 16-Mar-2018, Time: 05:32:17, ID: 1800406-03RE1 REEPDW198FRB 0.11843, Description: REEPDW198FRB**

	# Name	ID	Area	%Rec	Area Out
1	1 13C4-PFBA	1800406-03RE1 REEPDW198FRB 0.1...	3.94e3	64.5	NO
2	2 13C5-PFHxA	1800406-03RE1 REEPDW198FRB 0.1...	5.49e3	34.2	YES
3	3 13C3-PFHxS	1800406-03RE1 REEPDW198FRB 0.1...	1.34e3	37.7	YES
4	4 13C8-PFOA	1800406-03RE1 REEPDW198FRB 0.1...	6.31e3	38.9	YES
5	5 13C9-PFNA	1800406-03RE1 REEPDW198FRB 0.1...	7.79e3	45.0	YES
6	6 13C4-PFOS	1800406-03RE1 REEPDW198FRB 0.1...	1.39e3	38.6	YES
7	7 13C6-PFDA	1800406-03RE1 REEPDW198FRB 0.1...	5.41e3	38.3	YES
8	8 13C7-PFUDa	1800406-03RE1 REEPDW198FRB 0.1...	5.97e3	33.7	YES

**Name: 180315M1\_48, Date: 16-Mar-2018, Time: 05:43:47, ID: 1800410-01RE1 WI-AF-FB01-030118 0.11694, Description: WI-AF-FB01-030118**

	# Name	ID	Area	%Rec	Area Out
1	1 13C4-PFBA	1800410-01RE1 WI-AF-FB01-030118 0...	3.80e3	62.2	NO
2	2 13C5-PFHxA	1800410-01RE1 WI-AF-FB01-030118 0...	5.41e3	33.8	YES
3	3 13C3-PFHxS	1800410-01RE1 WI-AF-FB01-030118 0...	1.35e3	37.9	YES
4	4 13C8-PFOA	1800410-01RE1 WI-AF-FB01-030118 0...	5.63e3	34.7	YES
5	5 13C9-PFNA	1800410-01RE1 WI-AF-FB01-030118 0...	6.79e3	39.2	YES
6	6 13C4-PFOS	1800410-01RE1 WI-AF-FB01-030118 0...	1.42e3	39.4	YES
7	7 13C6-PFDA	1800410-01RE1 WI-AF-FB01-030118 0...	4.84e3	34.3	YES
8	8 13C7-PFUDa	1800410-01RE1 WI-AF-FB01-030118 0...	6.58e3	37.1	YES

**Name: 180315M1\_49, Date: 16-Mar-2018, Time: 05:55:16, ID: 1800410-02RE1 WI-AF-MW-615-0318 0.11362, Description: WI-AF-MW-615-0318**

	# Name	ID	Area	%Rec	Area Out
1	1 13C4-PFBA	1800410-02RE1 WI-AF-MW-615-0318 ...	3.62e3	59.3	NO
2	2 13C5-PFHxA	1800410-02RE1 WI-AF-MW-615-0318 ...	5.24e3	32.7	YES
3	3 13C3-PFHxS	1800410-02RE1 WI-AF-MW-615-0318 ...	1.24e3	34.8	YES
4	4 13C8-PFOA	1800410-02RE1 WI-AF-MW-615-0318 ...	5.27e3	32.5	YES
5	5 13C9-PFNA	1800410-02RE1 WI-AF-MW-615-0318 ...	5.91e3	34.1	YES
6	6 13C4-PFOS	1800410-02RE1 WI-AF-MW-615-0318 ...	1.49e3	41.4	YES
7	7 13C6-PFDA	1800410-02RE1 WI-AF-MW-615-0318 ...	4.39e3	31.1	YES
8	8 13C7-PFUDa	1800410-02RE1 WI-AF-MW-615-0318 ...	5.69e3	32.1	YES

**Name: 180315M1\_50, Date: 16-Mar-2018, Time: 06:06:43, ID: 1800410-03RE1 WI-AF-EB01-030118 0.11365, Description: WI-AF-EB01-030118**

	# Name	ID	Area	%Rec	Area Out
1	1 13C4-PFBA	1800410-03RE1 WI-AF-EB01-030118 0...	3.80e3	62.3	NO
2	2 13C5-PFHxA	1800410-03RE1 WI-AF-EB01-030118 0...	5.49e3	34.3	YES
3	3 13C3-PFHxS	1800410-03RE1 WI-AF-EB01-030118 0...	1.32e3	37.0	YES
4	4 13C8-PFOA	1800410-03RE1 WI-AF-EB01-030118 0...	5.67e3	34.9	YES
5	5 13C9-PFNA	1800410-03RE1 WI-AF-EB01-030118 0...	6.10e3	35.3	YES
6	6 13C4-PFOS	1800410-03RE1 WI-AF-EB01-030118 0...	1.24e3	34.6	YES
7	7 13C6-PFDA	1800410-03RE1 WI-AF-EB01-030118 0...	5.23e3	37.0	YES
8	8 13C7-PFUDa	1800410-03RE1 WI-AF-EB01-030118 0...	6.99e3	39.5	YES

Dataset: Untitled

Last Altered: Friday, March 16, 2018 11:16:25 Pacific Daylight Time  
Printed: Friday, March 16, 2018 11:17:03 Pacific Daylight Time

**Name: 180315M1\_51, Date: 16-Mar-2018, Time: 06:18:04, ID: 1800410-04RE1 WI-AF-MW-611-0318 0.1105, Description: WI-AF-MW-611-0318**

	# Name	ID	Area	%Rec	Area Out
1	1 13C4-PFBA	1800410-04RE1 WI-AF-MW-611-0318 ...	3.48e3	56.9	NO
2	2 13C5-PFHxA	1800410-04RE1 WI-AF-MW-611-0318 ...	5.20e3	32.4	YES
3	3 13C3-PFHxS	1800410-04RE1 WI-AF-MW-611-0318 ...	1.25e3	35.2	YES
4	4 13C8-PFOA	1800410-04RE1 WI-AF-MW-611-0318 ...	5.12e3	31.6	YES
5	5 13C9-PFNA	1800410-04RE1 WI-AF-MW-611-0318 ...	5.40e3	31.2	YES
6	6 13C4-PFOS	1800410-04RE1 WI-AF-MW-611-0318 ...	1.29e3	35.8	YES
7	7 13C6-PFDA	1800410-04RE1 WI-AF-MW-611-0318 ...	5.28e3	37.4	YES
8	8 13C7-PFUDa	1800410-04RE1 WI-AF-MW-611-0318 ...	5.95e3	33.6	YES

**Name: 180315M1\_52, Date: 16-Mar-2018, Time: 06:29:31, ID: 1800433-01RE1 WI-AF-IDW-AQ2-030118 0.11579, Description: WI-AF-IDW-AQ2-030118**

	# Name	ID	Area	%Rec	Area Out
1	1 13C4-PFBA	1800433-01RE1 WI-AF-IDW-AQ2-0301...	3.78e3	61.9	NO
2	2 13C5-PFHxA	1800433-01RE1 WI-AF-IDW-AQ2-0301...	5.46e3	34.1	YES
3	3 13C3-PFHxS	1800433-01RE1 WI-AF-IDW-AQ2-0301...	1.15e3	32.3	YES
4	4 13C8-PFOA	1800433-01RE1 WI-AF-IDW-AQ2-0301...	4.98e3	30.7	YES
5	5 13C9-PFNA	1800433-01RE1 WI-AF-IDW-AQ2-0301...	6.10e3	35.2	YES
6	6 13C4-PFOS	1800433-01RE1 WI-AF-IDW-AQ2-0301...	1.18e3	32.7	YES
7	7 13C6-PFDA	1800433-01RE1 WI-AF-IDW-AQ2-0301...	5.47e3	38.7	YES
8	8 13C7-PFUDa	1800433-01RE1 WI-AF-IDW-AQ2-0301...	5.01e3	28.3	YES

**Name: 180315M1\_53, Date: 16-Mar-2018, Time: 06:40:58, ID: B8B0094-BS1 OPR 0.25, Description: OPR**

	# Name	ID	Area	%Rec	Area Out
1	1 13C4-PFBA	B8B0094-BS1 OPR 0.25	9.14e3	149.6	NO
2	2 13C5-PFHxA	B8B0094-BS1 OPR 0.25	1.26e4	78.7	NO
3	3 13C3-PFHxS	B8B0094-BS1 OPR 0.25	3.13e3	87.9	NO
4	4 13C8-PFOA	B8B0094-BS1 OPR 0.25	1.41e4	87.2	NO
5	5 13C9-PFNA	B8B0094-BS1 OPR 0.25	1.70e4	98.5	NO
6	6 13C4-PFOS	B8B0094-BS1 OPR 0.25	3.35e3	93.2	NO
7	7 13C6-PFDA	B8B0094-BS1 OPR 0.25	1.40e4	99.0	NO
8	8 13C7-PFUDa	B8B0094-BS1 OPR 0.25	1.68e4	95.0	NO

**Name: 180315M1\_54, Date: 16-Mar-2018, Time: 06:52:28, ID: 1800288-09 GW1802061205MK 0.26142, Description: GW1802061205MK**

	# Name	ID	Area	%Rec	Area Out
1	1 13C4-PFBA	1800288-09 GW1802061205MK 0.26142	7.79e3	127.6	NO
2	2 13C5-PFHxA	1800288-09 GW1802061205MK 0.26142	1.10e4	68.9	NO
3	3 13C3-PFHxS	1800288-09 GW1802061205MK 0.26142	3.10e3	87.0	NO
4	4 13C8-PFOA	1800288-09 GW1802061205MK 0.26142	1.26e4	77.8	NO
5	5 13C9-PFNA	1800288-09 GW1802061205MK 0.26142	1.45e4	84.1	NO
6	6 13C4-PFOS	1800288-09 GW1802061205MK 0.26142	3.42e3	95.2	NO
7	7 13C6-PFDA	1800288-09 GW1802061205MK 0.26142	1.01e4	71.5	NO
8	8 13C7-PFUDa	1800288-09 GW1802061205MK 0.26142	1.39e4	78.6	NO

Dataset: Untitled

Last Altered: Friday, March 16, 2018 11:16:25 Pacific Daylight Time  
 Printed: Friday, March 16, 2018 11:17:03 Pacific Daylight Time

**Name: 180315M1\_55, Date: 16-Mar-2018, Time: 07:03:58, ID: IPA, Description: IPA**

	# Name	ID	Area	%Rec	Area Out
1	1 13C4-PFBA	IPA			NO
2	2 13C5-PFHxA	IPA			NO
3	3 13C3-PFHxS	IPA			NO
4	4 13C8-PFOA	IPA	1.03e1	0.1	YES
5	5 13C9-PFNA	IPA			NO
6	6 13C4-PFOS	IPA			NO
7	7 13C6-PFDA	IPA			NO
8	8 13C7-PFUdA	IPA			NO

**Name: 180315M1\_56, Date: 16-Mar-2018, Time: 07:15:25, ID: ST180315M1-11 PFC CS3 18B2818, Description: PFC CS3 18B2818**

	# Name	ID	Area	%Rec	Area Out
1	1 13C4-PFBA	ST180315M1-11 PFC CS3 18B2818	6.19e3	101.4	NO
2	2 13C5-PFHxA	ST180315M1-11 PFC CS3 18B2818	1.77e4	110.3	NO
3	3 13C3-PFHxS	ST180315M1-11 PFC CS3 18B2818	3.59e3	101.0	NO
4	4 13C8-PFOA	ST180315M1-11 PFC CS3 18B2818	1.82e4	112.5	NO
5	5 13C9-PFNA	ST180315M1-11 PFC CS3 18B2818	1.80e4	103.9	NO
6	6 13C4-PFOS	ST180315M1-11 PFC CS3 18B2818	3.73e3	103.7	NO
7	7 13C6-PFDA	ST180315M1-11 PFC CS3 18B2818	1.53e4	108.1	NO
8	8 13C7-PFUdA	ST180315M1-11 PFC CS3 18B2818	2.11e4	118.9	NO

Dataset: Untitled

Last Altered: Friday, March 16, 2018 11:28:02 Pacific Daylight Time

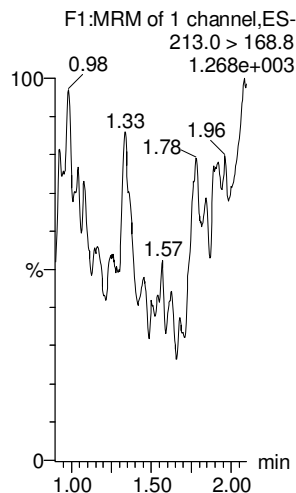
Printed: Friday, March 16, 2018 11:28:10 Pacific Daylight Time

Method: F:\Projects\PFAS.PRO\MethDB\PFAS\_FULL\_80C\_031418.mdb 16 Mar 2018 11:12:49

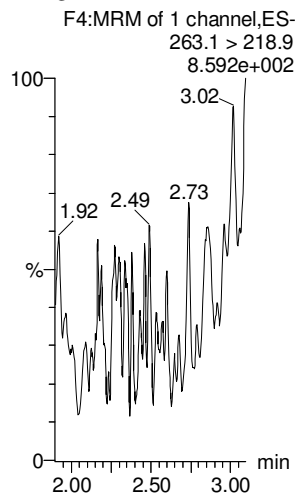
Calibration: F:\Projects\PFAS.PRO\CurveDB\C18\_VAL-PFAS\_Q4\_03-15-18-FULL.cdb 16 Mar 2018 10:07:42

Name: 180315M1\_12, Date: 15-Mar-2018, Time: 22:51:47, ID: IPA, Description: IPA

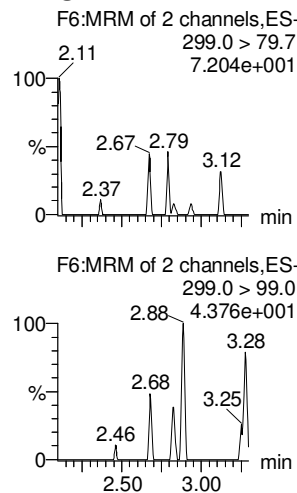
**PFBA**



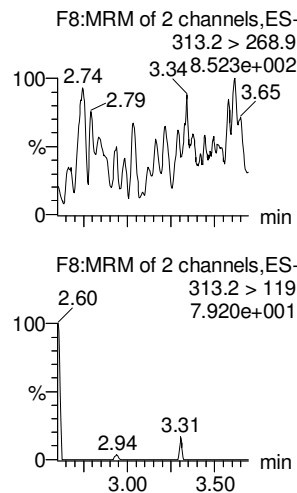
**PFPeA**



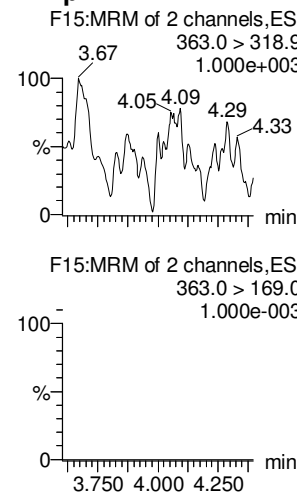
**PFBS**



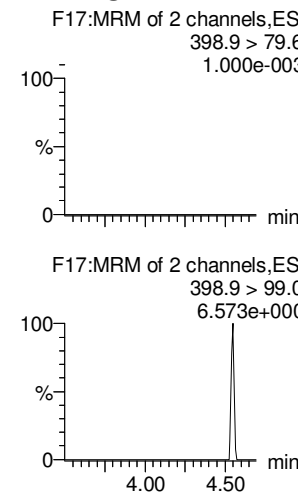
**PFHxA**



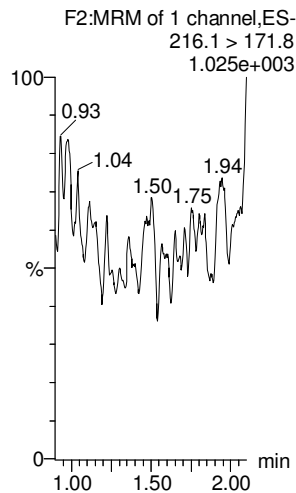
**PFHpA**



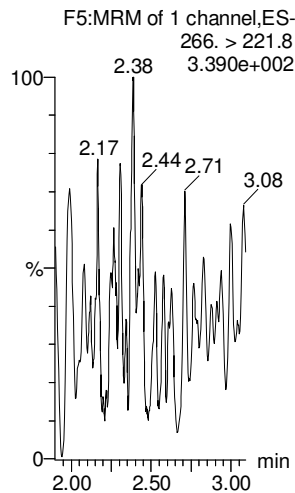
**L-PFHxS**



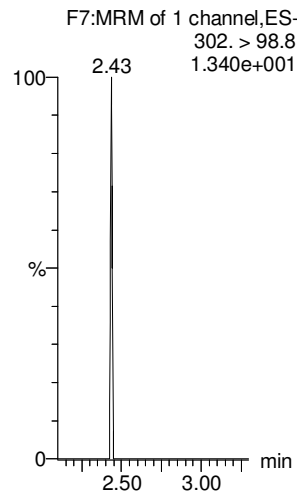
**13C3-PFBA**



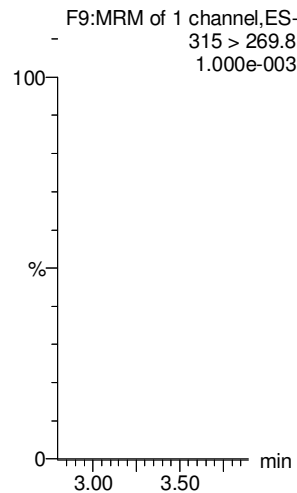
**13C3-PFPeA**



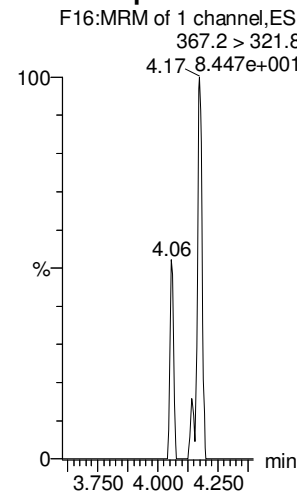
**13C3-PFBS**



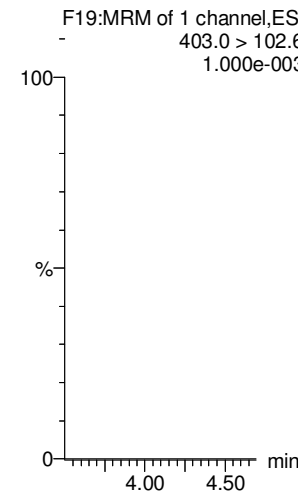
**13C2-PFHxA**



**13C4-PFHpA**



**18O2-PFHxS**



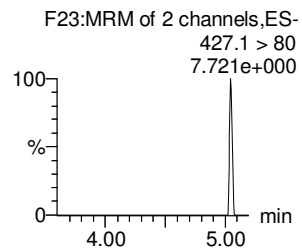
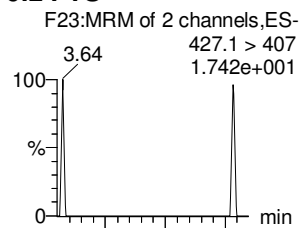
Dataset: Untitled

Last Altered: Friday, March 16, 2018 11:28:02 Pacific Daylight Time

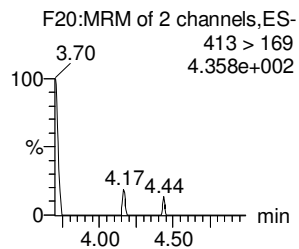
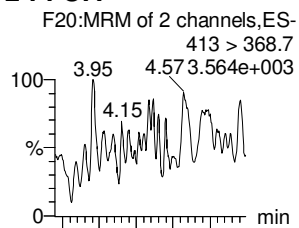
Printed: Friday, March 16, 2018 11:28:10 Pacific Daylight Time

Name: 180315M1\_12, Date: 15-Mar-2018, Time: 22:51:47, ID: IPA, Description: IPA

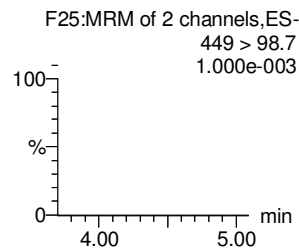
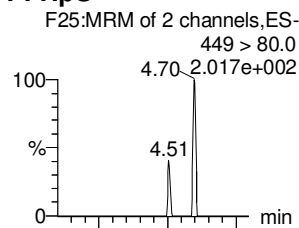
**6:2 FTS**



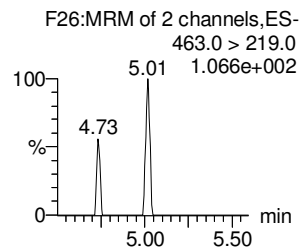
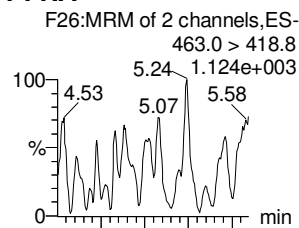
**L-PFOA**



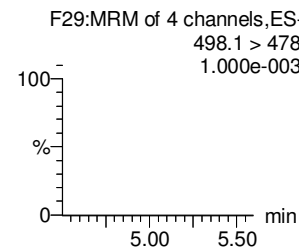
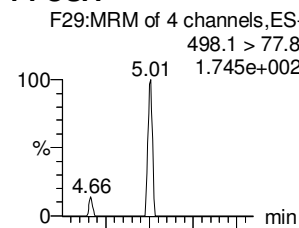
**PFHpS**



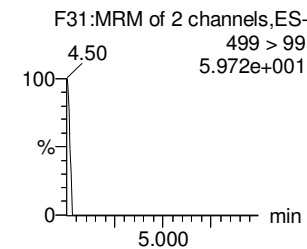
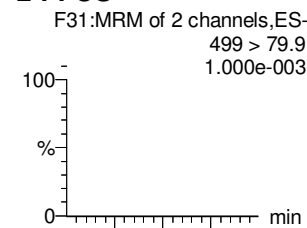
**PFNA**



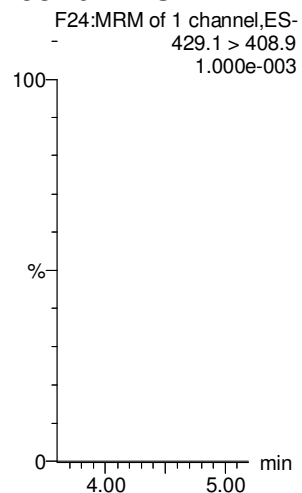
**PFOSA**



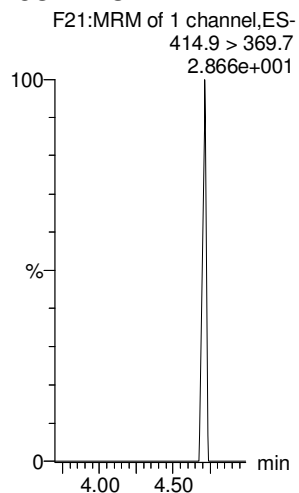
**L-PFOS**



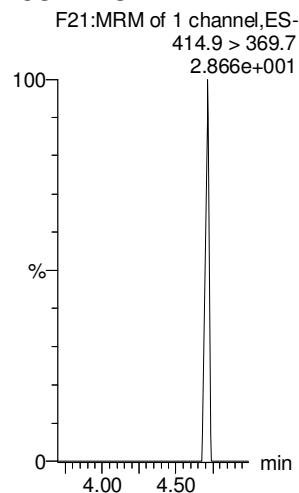
**13C2-6:2 FTS**



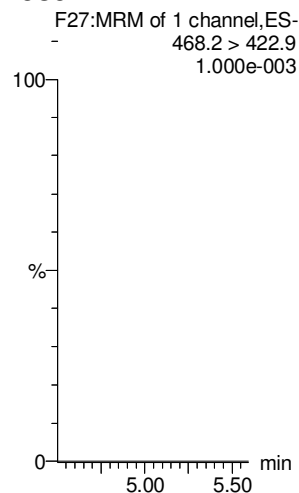
**13C2-PFOA**



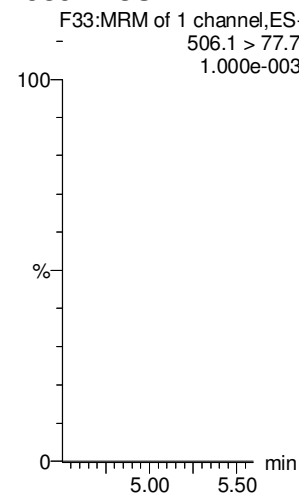
**13C2-PFOA**



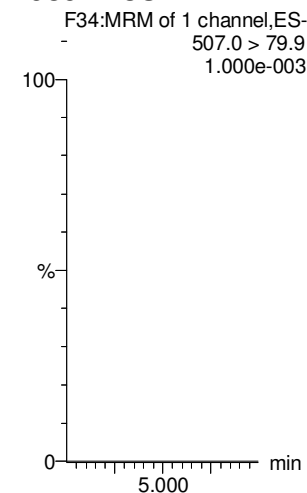
**13C5-PFNA**



**13C8-PFOSA**



**13C8-PFOS**



Dataset: Untitled

Last Altered: Friday, March 16, 2018 11:28:02 Pacific Daylight Time

Printed: Friday, March 16, 2018 11:28:10 Pacific Daylight Time

Name: 180315M1\_12, Date: 15-Mar-2018, Time: 22:51:47, ID: IPA, Description: IPA

**PFDA**

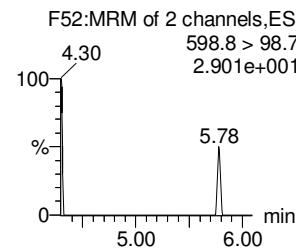
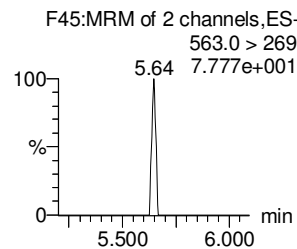
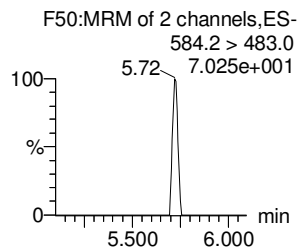
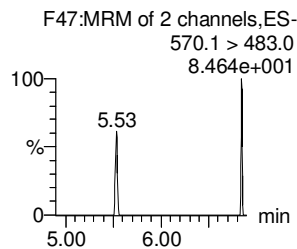
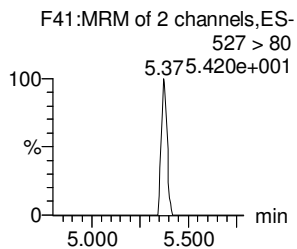
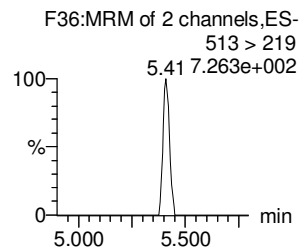
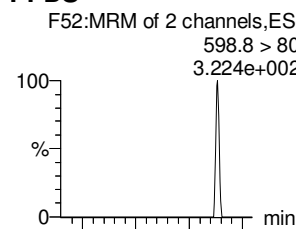
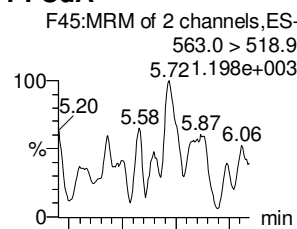
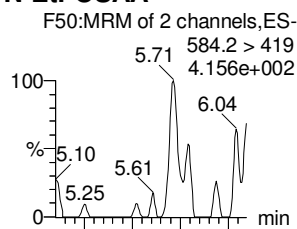
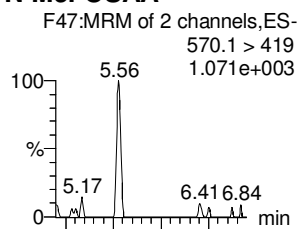
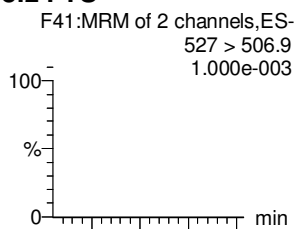
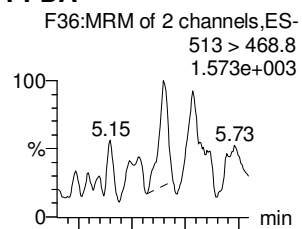
**8:2 FTS**

**N-MeFOSAA**

**N-EtFOSAA**

**PFUdA**

**PFDS**



**13C2-PFDA**

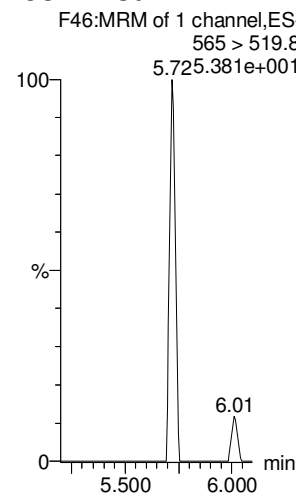
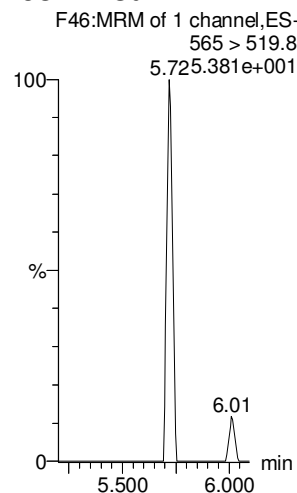

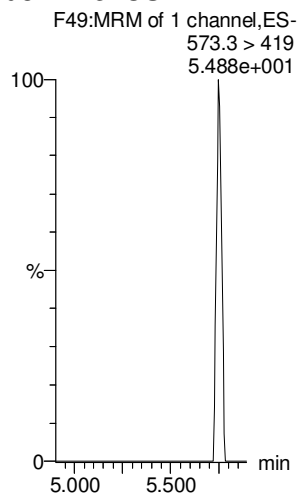
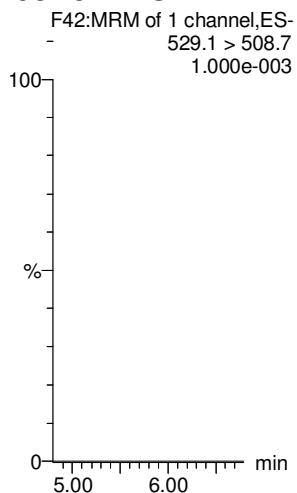
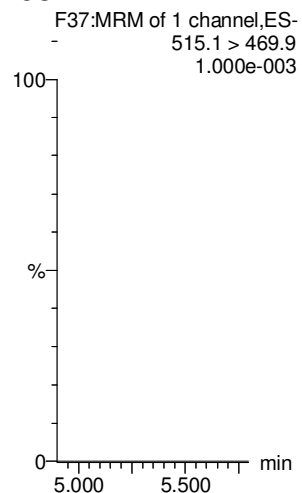
**13C2-8:2 FTS**

**d3-N-MeFOSAA**

**d5-N-EtFOSAA**

**13C2-PFUdA**

**13C2-PFUdA**



Dataset: Untitled

Last Altered: Friday, March 16, 2018 11:28:02 Pacific Daylight Time

Printed: Friday, March 16, 2018 11:28:10 Pacific Daylight Time

Name: 180315M1\_12, Date: 15-Mar-2018, Time: 22:51:47, ID: IPA, Description: IPA

**PFD<sub>o</sub>A**

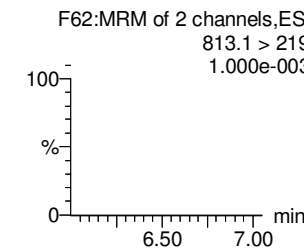
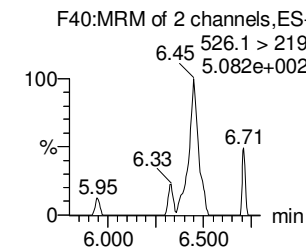
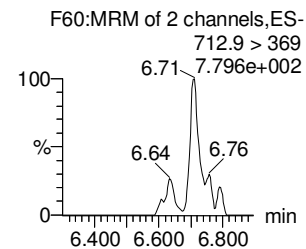
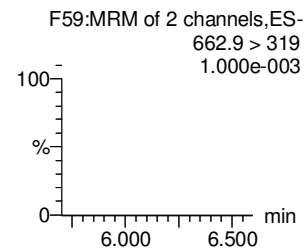
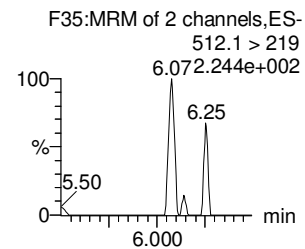
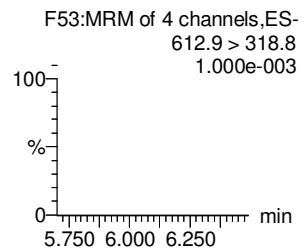
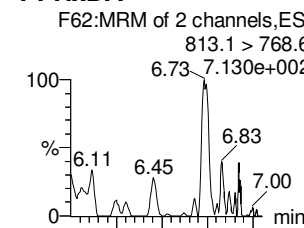
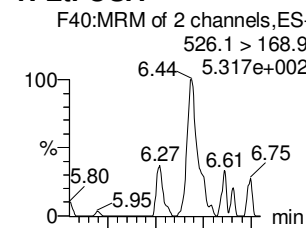
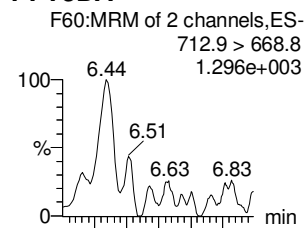
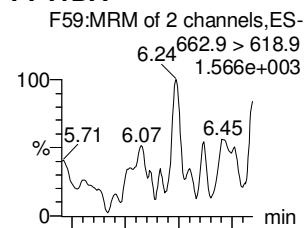
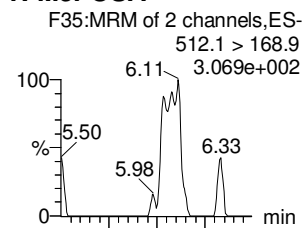
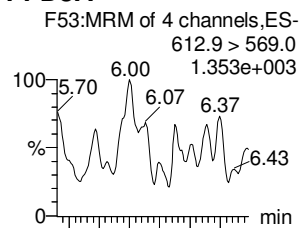
**N-MeFOSA**

**PFT<sub>r</sub>DA**

**PFT<sub>e</sub>DA**

**N-EtFOSA**

**PFH<sub>x</sub>DA**



**<sup>13</sup>C2-PFD<sub>o</sub>A**

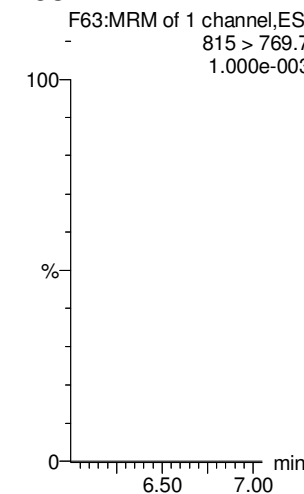
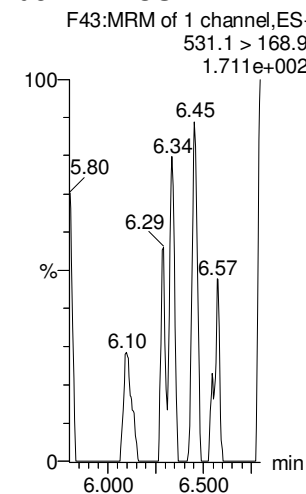
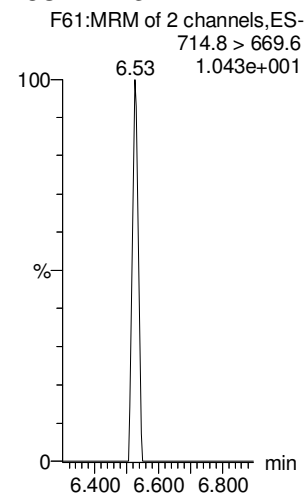
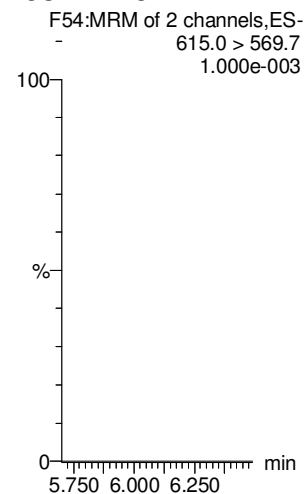
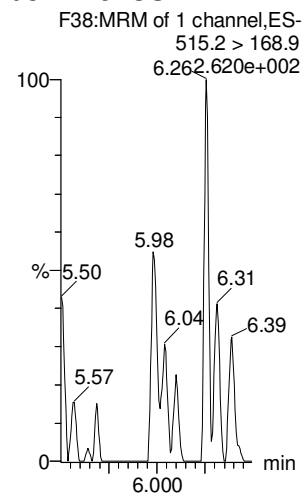
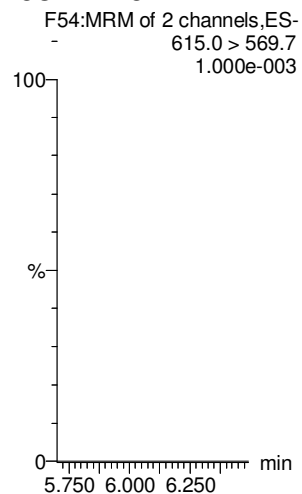
**d3-N-MeFOSA**

**<sup>13</sup>C2-PFD<sub>o</sub>A**

**<sup>13</sup>C2-PFT<sub>e</sub>DA**

**d5-N-ETFOSA**

**<sup>13</sup>C2-PFH<sub>x</sub>DA**



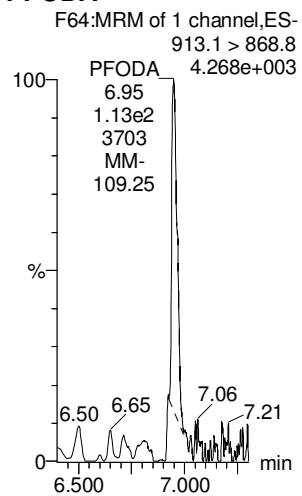
Dataset: Untitled

Last Altered: Friday, March 16, 2018 11:28:02 Pacific Daylight Time

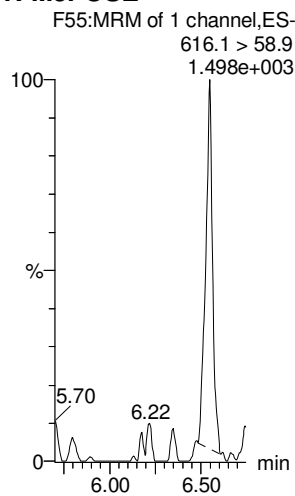
Printed: Friday, March 16, 2018 11:28:10 Pacific Daylight Time

Name: 180315M1\_12, Date: 15-Mar-2018, Time: 22:51:47, ID: IPA, Description: IPA

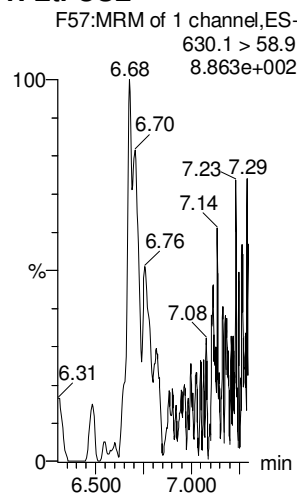
**PFODA**



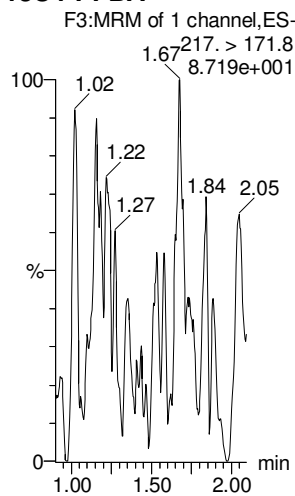
**N-MeFOSE**



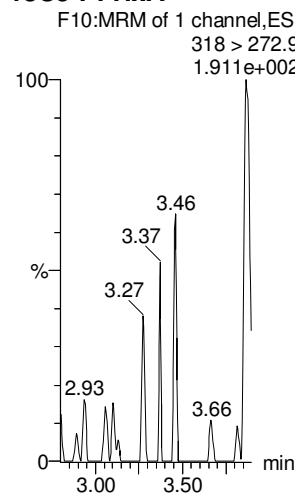
**N-EtFOSE**



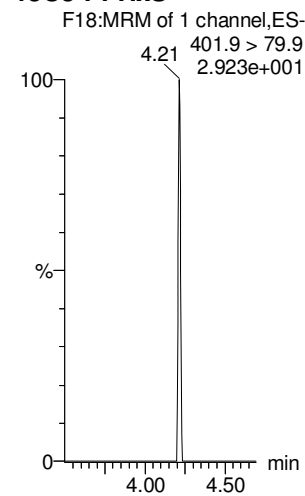
**13C4-PFBA**



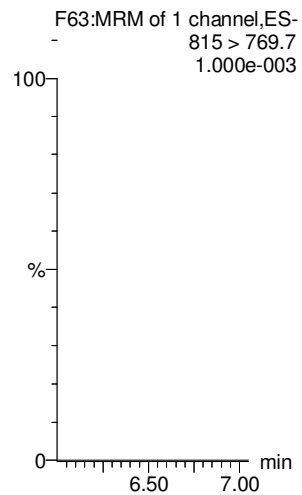
**13C5-PFHxA**



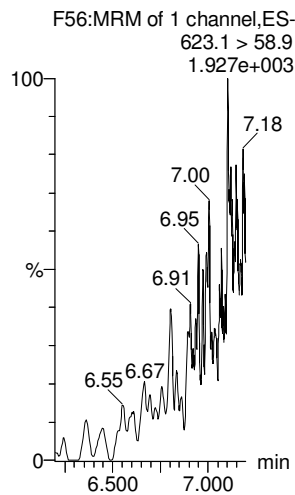
**13C3-PFHxS**



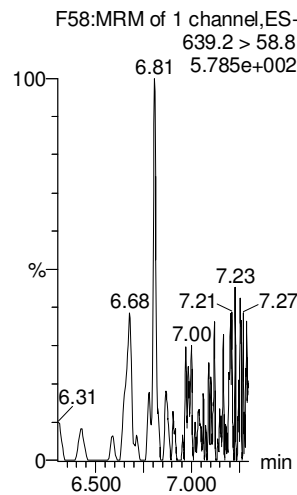
**13C2-PFHxDA**



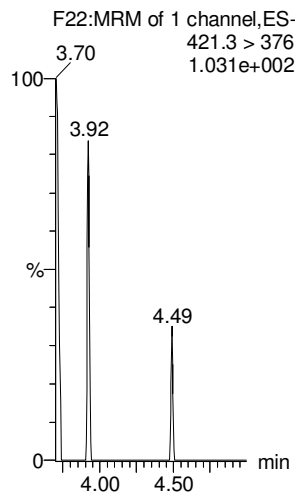
**d7-N-MeFOSE**



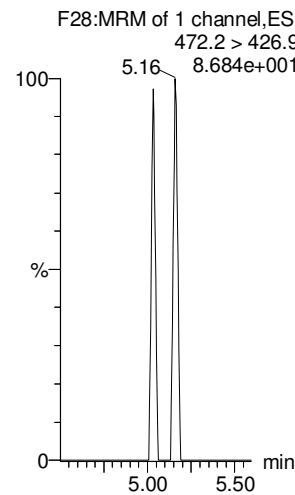
**d9-N-EtFOSE**



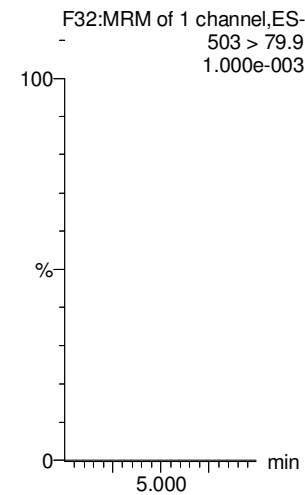
**13C8-PFOA**



**13C9-PFNA**



**13C4-PFOS**





Dataset: Untitled

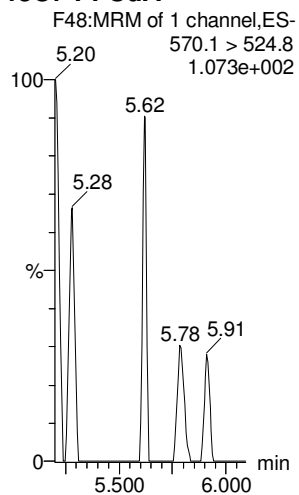
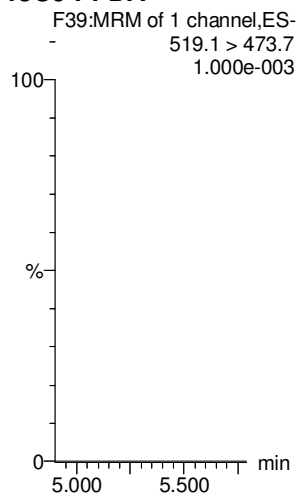
Last Altered: Friday, March 16, 2018 11:28:02 Pacific Daylight Time

Printed: Friday, March 16, 2018 11:28:10 Pacific Daylight Time

Name: 180315M1\_12, Date: 15-Mar-2018, Time: 22:51:47, ID: IPA, Description: IPA

13C6-PFDA

13C7-PFUdA



**LC Calibration Standards Review Checklist** Qy

Calibration ID:	L M H	ION Ratio	Concentration	C-Cals Name	Sign Date	Correct I-Cal	Manual Integrations	
<u>ST190315M1-11</u>	<u>L M H</u>	<u>NA</u>	<input type="checkbox"/>	<input type="checkbox"/>	<input type="checkbox"/>	<input type="checkbox"/>	<input type="checkbox"/>	<input checked="" type="checkbox"/>
_____	L M H	<input type="checkbox"/>	<input type="checkbox"/>	<input type="checkbox"/>	<input type="checkbox"/>	<input type="checkbox"/>	<input type="checkbox"/>	<input type="checkbox"/>
_____	L M H	<input type="checkbox"/>	<input type="checkbox"/>	<input type="checkbox"/>	<input type="checkbox"/>	<input type="checkbox"/>	<input type="checkbox"/>	<input type="checkbox"/>
_____	L M H	<input type="checkbox"/>	<input type="checkbox"/>	<input type="checkbox"/>	<input type="checkbox"/>	<input type="checkbox"/>	<input type="checkbox"/>	<input type="checkbox"/>
_____	L M H	<input type="checkbox"/>	<input type="checkbox"/>	<input type="checkbox"/>	<input type="checkbox"/>	<input type="checkbox"/>	<input type="checkbox"/>	<input type="checkbox"/>
_____	L M H	<input type="checkbox"/>	<input type="checkbox"/>	<input type="checkbox"/>	<input type="checkbox"/>	<input type="checkbox"/>	<input type="checkbox"/>	<input type="checkbox"/>
_____	L M H	<input type="checkbox"/>	<input type="checkbox"/>	<input type="checkbox"/>	<input type="checkbox"/>	<input type="checkbox"/>	<input type="checkbox"/>	<input type="checkbox"/>
_____	L M H	<input type="checkbox"/>	<input type="checkbox"/>	<input type="checkbox"/>	<input type="checkbox"/>	<input type="checkbox"/>	<input type="checkbox"/>	<input type="checkbox"/>
_____	L M H	<input type="checkbox"/>	<input type="checkbox"/>	<input type="checkbox"/>	<input type="checkbox"/>	<input type="checkbox"/>	<input type="checkbox"/>	<input type="checkbox"/>
_____	L M H	<input type="checkbox"/>	<input type="checkbox"/>	<input type="checkbox"/>	<input type="checkbox"/>	<input type="checkbox"/>	<input type="checkbox"/>	<input type="checkbox"/>
_____	L M H	<input type="checkbox"/>	<input type="checkbox"/>	<input type="checkbox"/>	<input type="checkbox"/>	<input type="checkbox"/>	<input type="checkbox"/>	<input type="checkbox"/>

**Full Mass Cal. Date:** 3/7/18

- Run Log Present:**
- # of Samples per Sequence Checked:**
- Instrument Blank Saved**
- IIS Area Saved**
- Reviewed By:** MJT 3/16/18  
Initials/Date

**Comments:**

Dataset: F:\Projects\PFAS.PRO\Results\180315M1\180315M1-56.qld

Last Altered: Friday, March 16, 2018 11:56:42 Pacific Daylight Time

Printed: Friday, March 16, 2018 12:07:05 Pacific Daylight Time

Method: F:\Projects\PFAS.PRO\MethDB\PFAS\_FULL\_80C\_031418.mdb 16 Mar 2018 11:12:49

Calibration: F:\Projects\PFAS.PRO\CurveDB\C18\_VAL-PFAS\_Q4\_03-15-18-FULL.cdb 16 Mar 2018 10:07:42

Name: 180315M1\_56, Date: 16-Mar-2018, Time: 07:15:25, ID: ST180315M1-11 PFC CS3 18B2818, Description: PFC CS3 18B2818

*MTT*  
*3/16/18*

#	Name	Trace	Area	IS Area	RRF	Pred.RT	RT	y Axis Resp.	Conc.	%Rec	Recovery	Out
1	1 PFBA	213.0 > 168.8	1.00e4	1.10e4		1.86	1.71	11.4	10.0	100.3	NO	
2	2 PFPeA	263.1 > 218.9	1.22e4	1.48e4		2.85	2.69	10.3	10.0	100.3	NO	
3	3 PFBS	299.0 > 79.7	2.63e3	1.62e3		3.11	2.95	20.3	11.0	110.3	NO	
4	4 4:2 FTS	327.2>307.2	3.45e3	1.62e3		3.52	3.35	26.6	11.6	116.3	NO	
5	5 PFHxA	313.2 > 268.9	1.58e4	5.04e3		3.62	3.45	15.7	10.4	104.0	NO	
6	6 PFPeS	349.1>80.1	2.80e3	1.62e3		3.81	3.64	21.6	12.5	125.3	NO	
7	7 PFHpA	363.0 > 318.9	1.32e4	1.16e4		4.25	4.07	14.2	11.5	114.6	NO	
8	8 L-PFHxS	398.9 > 79.6	2.05e3	1.19e3		4.39	4.21	21.5	11.5	115.2	NO	
9	10 6:2 FTS	427.1 > 407	3.48e3	4.39e3		4.70	4.53	9.90	8.72	87.2	NO	
10	11 L-PFOA	413 > 368.7	1.51e4	1.70e4		4.60	4.58	11.1	11.3	112.8	NO	
11	13 PFHpS	449 > 80.0	3.01e3	1.70e4		4.85	4.69	2.21	10.4	104.4	NO	
12	14 PFNA	463.0 > 418.8	1.72e4	1.86e4		5.18	5.01	11.6	10.1	101.1	NO	
13	15 PFOSA	498.1 > 77.8	3.54e3	3.99e3		5.24	5.07	11.1	10.9	108.9	NO	
14	16 L-PFOS	499 > 79.9	3.36e3	4.19e3		5.26	5.09	10.0	10.1	100.9	NO	
15	18 PFDA	513 > 468.8	1.53e4	1.80e4		5.55	5.38	10.6	8.89	88.9	NO	
16	19 8:2 FTS	527 > 506.9	4.98e3	3.23e3		5.53	5.35	19.3	10.4	104.1	NO	
17	20 PFNS	549.1>80.1	2.87e3	4.19e3		5.61	5.44	8.55	9.65	96.5	NO	
18	21 N-MeFOSAA	570.1 > 419	9.44e3	7.91e3		5.69	5.53	14.9	10.1	101.4	NO	
19	22 N-EtFOSAA	584.2 > 419	8.27e3	8.97e3		5.85	5.68	11.5	10.5	104.9	NO	
20	23 PFUdA	563.0 > 518.9	1.70e4	1.99e4		5.87	5.70	10.7	9.57	95.7	NO	
21	24 PFDS	598.8 > 80	3.03e3	1.99e4		5.91	5.74	1.90	9.29	92.9	NO	
22	25 PFDoA	612.9 > 569.0	2.18e4	1.72e4		6.14	5.97	15.8	10.2	101.6	NO	
23	26 N-MeFOSA	512.1 > 168.9	8.36e3	2.26e4		6.14	6.07	55.4	61.8	123.5	NO	
24	27 PFTrDA	662.9 > 618.9	2.08e4	1.72e4		6.39	6.22	15.1	9.46	94.6	NO	
25	28 PFTeDA	712.9 > 668.8	1.93e4	1.04e4		6.56	6.42	23.2	9.37	93.7	NO	
26	29 N-EtFOSA	526.1 > 168.9	1.07e4	3.43e4		6.48	6.44	46.9	52.4	104.8	NO	
27	30 PFHxDA	813.1 > 768.6	8.93e3	8.75e3		6.85	6.72	5.10	10.9	109.0	NO	
28	31 PFODA	913.1 > 868.8	1.96e4	8.75e3		7.06	6.94	11.2	10.1	100.6	NO	
29	32 N-MeFOSE	616.1 > 58.9	8.30e3	3.03e4		6.56	6.55	41.1	44.4	88.8	NO	
30	33 N-EtFOSE	630.1 > 58.9	1.09e4	2.57e4		6.70	6.69	63.5	55.6	111.1	NO	
31	34 13C3-PFBA	216.1 > 171.8	1.10e4	1.20e4	0.878	1.86	1.72	11.4	13.0	104.2	NO	
32	35 13C3-PFPeA	266. > 221.8	1.48e4	1.77e4	0.844	2.85	2.69	10.5	12.4	99.2	NO	

*DM*  
*3/16/18*

Dataset: F:\Projects\PFAS.PRO\Results\180315M1\180315M1-56.qld

Last Altered: Friday, March 16, 2018 11:56:42 Pacific Daylight Time

Printed: Friday, March 16, 2018 12:07:05 Pacific Daylight Time

Name: 180315M1\_56, Date: 16-Mar-2018, Time: 07:15:25, ID: ST180315M1-11 PFC CS3 18B2818, Description: PFC CS3 18B2818

#	Name	Trace	Area	IS Area	RRF	Pred.RT	RT	y Axis Resp.	Conc.	%Rec	Recovery Out	
33	36	13C3-PFBS	302. > 98.8	1.62e3	1.77e4	0.103	3.11	2.95	1.15	11.1	88.8	NO
34	37	13C2-PFHxA	315 > 269.8	5.04e3	1.77e4	0.741	3.62	3.45	3.56	4.81	96.2	NO
35	38	13C4-PFHpA	367.2 > 321.8	1.16e4	1.77e4	0.726	4.25	4.07	8.18	11.3	90.1	NO
36	39	18O2-PFHxS	403.0 > 102.6	1.19e3	3.59e3	0.368	4.39	4.21	4.14	11.3	90.0	NO
37	40	13C2-6:2 FTS	429.1 > 408.9	4.39e3	1.82e4	0.265	4.70	4.53	3.01	11.4	90.9	NO
38	41	13C2-PFOA	414.9 > 369.7	1.70e4	1.82e4	0.987	4.76	4.58	11.7	11.8	94.4	NO
39	42	13C5-PFNA	468.2 > 422.9	1.86e4	1.80e4	0.967	5.18	5.01	12.9	13.3	106.7	NO
40	43	13C8-PFOSA	506.1 > 77.7	3.99e3	2.11e4	0.235	5.24	5.08	2.36	10.1	80.5	NO
41	44	13C8-PFOS	507.0 > 79.9	4.19e3	3.73e3	1.040	5.26	5.09	14.1	13.5	108.1	NO
42	45	13C2-PFDA	515.1 > 469.9	1.80e4	1.53e4	1.204	5.55	5.38	14.8	12.3	98.0	NO
43	46	13C2-8:2 FTS	529.1 > 508.7	3.23e3	1.77e4	0.168	5.53	5.35	2.29	13.6	108.9	NO
44	47	d3-N-MeFOSAA	573.3 > 419	7.91e3	2.11e4	0.465	5.69	5.53	4.69	10.1	80.6	NO
45	48	d5-N-EtFOSAA	589.3 > 419	8.97e3	2.11e4	0.510	5.85	5.68	5.32	10.4	83.5	NO
46	49	13C2-PFUdA	565 > 519.8	1.99e4	2.11e4	1.063	5.87	5.70	11.8	11.1	89.0	NO
47	50	13C2-PFDoA	615.0 > 569.7	1.72e4	2.11e4	0.875	6.14	5.98	10.2	11.7	93.5	NO
48	51	d3-N-MeFOSA	515.2 > 168.9	2.26e4	2.11e4	0.114	6.14	6.10	13.4	118	78.5	NO
49	52	13C2-PFTeDA	714.8 > 669.6	1.04e4	2.11e4	0.500	6.56	6.42	6.17	12.3	98.7	NO
50	53	d5-N-ETFOSA	531.1 > 168.9	3.43e4	2.11e4	0.158	6.48	6.46	20.4	129	85.9	NO
51	54	13C2-PFHxDA	815 > 769.7	8.75e3	2.11e4	1.081	6.85	6.72	5.19	4.80	96.1	NO
52	55	d7-N-MeFOSE	623.1 > 58.9	3.03e4	2.11e4	0.138	6.56	6.54	18.0	130	86.8	NO
53	56	d9-N-EtFOSE	639.2 > 58.8	2.57e4	2.11e4	0.127	6.70	6.68	15.3	120	80.2	NO
54	57	13C4-PFBA	217. > 171.8	1.20e4	1.20e4	1.000	1.86	1.72	12.5	12.5	100.0	NO
55	58	13C5-PFHxA	318 > 272.9	1.77e4	1.77e4	1.000	3.62	3.45	12.5	12.5	100.0	NO
56	59	13C3-PFHxS	401.9 > 79.9	3.59e3	3.59e3	1.000	4.39	4.21	12.5	12.5	100.0	NO
57	60	13C8-PFOA	421.3 > 376	1.82e4	1.82e4	1.000	4.76	4.58	12.5	12.5	100.0	NO
58	61	13C9-PFNA	472.2 > 426.9	1.80e4	1.80e4	1.000	5.18	5.01	12.5	12.5	100.0	NO
59	62	13C4-PFOS	503 > 79.9	3.73e3	3.73e3	1.000	5.26	5.09	12.5	12.5	100.0	NO
60	63	13C6-PFDA	519.1 > 473.7	1.53e4	1.53e4	1.000	5.55	5.38	12.5	12.5	100.0	NO
61	64	13C7-PFUdA	570.1 > 524.8	2.11e4	2.11e4	1.000	5.87	5.70	12.5	12.5	100.0	NO

Vista Analytical Laboratory

Dataset: Untitled

Last Altered: Friday, March 16, 2018 12:09:05 Pacific Daylight Time

Printed: Friday, March 16, 2018 12:09:26 Pacific Daylight Time

Method: F:\Projects\PFAS.PRO\MethDB\PFAS\_FULL\_80C\_031418.mdb 16 Mar 2018 11:12:49

Calibration: F:\Projects\PFAS.PRO\CurveDB\C18\_VAL-PFAS\_Q4\_03-15-18-FULL.cdb 16 Mar 2018 10:07:42

Compound name: PFBA

	Name	ID	Acq.Date	Acq.Time
1	180315M1_1	IPA	15-Mar-18	20:45:45
2	180315M1_2	ST180315M1-1 PFC CS-2 18C1203	15-Mar-18	20:57:09
3	180315M1_3	ST180315M1-2 PFC CS-1 18C1204	15-Mar-18	21:08:36
4	180315M1_4	ST180315M1-3 PFC CS0 18C1205	15-Mar-18	21:20:03 ✓
5	180315M1_5	ST180315M1-4 PFC CS1 18C1206	15-Mar-18	21:31:32
6	180315M1_6	ST180315M1-5 PFC CS2 18C1207	15-Mar-18	21:42:59
7	180315M1_7	ST180315M1-6 PFC CS3 18C1208	15-Mar-18	21:54:26
8	180315M1_8	ST180315M1-7 PFC CS4 18C1209	15-Mar-18	22:05:53
9	180315M1_9	ST180315M1-8 PFC CS5 18C1210	15-Mar-18	22:17:19
10	180315M1_10	ST180315M1-9 PFC CS6 18C1211	15-Mar-18	22:28:49
11	180315M1_11	ST180315M1-10 PFC CS7 18C1212	15-Mar-18	22:40:18
12	180315M1_12	IPA	15-Mar-18	22:51:47
13	180315M1_13	ICV180315M1-1 PFC ICV 18C1202	15-Mar-18	23:03:16
14	180315M1_14	IPA	15-Mar-18	23:14:44
15	180315M1_15	B8C0089-BSD1 LCSD 0.125	15-Mar-18	23:26:13
16	180315M1_16	B8C0089-BS1 OPR 0.125	15-Mar-18	23:37:42
17	180315M1_17	B8C0089-BLK1 Method Blank 0.125	15-Mar-18	23:49:09
18	180315M1_18	1800403-01RE1 REEPDW190FRB 0.1236	16-Mar-18	00:00:39
19	180315M1_19	1800403-02RE1 REEPDW191FRB 0.12044	16-Mar-18	00:12:08
20	180315M1_20	1800403-03RE1 REEPDW193FRB 0.12527	16-Mar-18	00:23:29
21	180315M1_21	1800403-04RE1 REEPDW194FRB 0.12125	16-Mar-18	00:34:56
22	180315M1_22	1800403-05RE1 REEPDW192FRB 0.12175	16-Mar-18	00:46:23
23	180315M1_23	1800403-06RE1 REEPDW195FRB 0.11784	16-Mar-18	00:57:43
24	180315M1_24	1800432-01RE1 REEPDW221FRB 0.11806	16-Mar-18	01:09:11
25	180315M1_25	1800432-02RE1 REEPDW222FRB 0.1175	16-Mar-18	01:20:40
26	180315M1_26	1800432-03RE1 REEPDW226FRB 0.11935	16-Mar-18	01:32:07
27	180315M1_27	1800432-04RE1 REEPDW228FRB 0.11757	16-Mar-18	01:43:28
28	180315M1_28	1800432-05RE1 REEPDW223FRB 0.11757	16-Mar-18	01:54:55
29	180315M1_29	1800432-06RE1 REEPDW224FRB 0.11709	16-Mar-18	02:06:22
30	180315M1_30	1800432-07RE1 REEPDW225FRB 0.11931	16-Mar-18	02:17:49
31	180315M1_31	1800432-08RE1 REEPDW227FRB 0.11776	16-Mar-18	02:29:10

*MJT*  
*3/16/18*

Dataset: Untitled

Last Altered: Friday, March 16, 2018 12:09:05 Pacific Daylight Time

Printed: Friday, March 16, 2018 12:09:26 Pacific Daylight Time

Compound name: PFBA

	Name	ID	Acq.Date	Acq.Time
32	180315M1_32	B8C0085-BSD1 LCSD 0.125	16-Mar-18	02:40:37
33	180315M1_33	B8C0085-BS1 OPR 0.125	16-Mar-18	02:52:06
34	180315M1_34	B8C0085-BLK1 Method Blank 0.125	16-Mar-18	03:03:33
35	180315M1_35	1800386-04RE1 WI-AF-IDW-AQ1-022818 0.11...	16-Mar-18	03:14:55
36	180315M1_36	1800386-05RE1 WI-AF-IDW-AQ3-022818 0.11...	16-Mar-18	03:26:21
37	180315M1_37	1800402-01RE1 REEPDW199FRB 0.1117	16-Mar-18	03:37:48
38	180315M1_38	1800402-02RE1 REEPDW200FRB 0.11972	16-Mar-18	03:49:18
39	180315M1_39	1800402-03RE1 REEPDW201FRB 0.11729	16-Mar-18	04:00:47
40	180315M1_40	1800402-04RE1 REEPDW202FRB 0.11872	16-Mar-18	04:12:07
41	180315M1_41	1800402-05RE1 REEPDW203FRB 0.11755	16-Mar-18	04:23:34
42	180315M1_42	1800404-01RE1 REEPDW196 0.11739	16-Mar-18	04:35:03
43	180315M1_43	1800404-02RE1 REEPDW197 0.11797	16-Mar-18	04:46:26
44	180315M1_44	1800404-03RE1 REEPDW198 0.11903	16-Mar-18	04:57:52
45	180315M1_45	1800406-01RE1 REEPDW196FRB 0.11271	16-Mar-18	05:09:19
46	180315M1_46	1800406-02RE1 REEPDW197FRB 0.12091	16-Mar-18	05:20:48
47	180315M1_47	1800406-03RE1 REEPDW198FRB 0.11843	16-Mar-18	05:32:17
48	180315M1_48	1800410-01RE1 WI-AF-FB01-030118 0.11694	16-Mar-18	05:43:47
49	180315M1_49	1800410-02RE1 WI-AF-MW-615-0318 0.11362	16-Mar-18	05:55:16
50	180315M1_50	1800410-03RE1 WI-AF-EB01-030118 0.11365	16-Mar-18	06:06:43
51	180315M1_51	1800410-04RE1 WI-AF-MW-611-0318 0.1105	16-Mar-18	06:18:04
52	180315M1_52	1800433-01RE1 WI-AF-IDW-AQ2-030118 0.115...	16-Mar-18	06:29:31
53	180315M1_53	B8B0094-BS1 OPR 0.25	16-Mar-18	06:40:58
54	180315M1_54	1800288-09 GW1802061205MK 0.26142	16-Mar-18	06:52:28
55	180315M1_55	IPA	16-Mar-18	07:03:58
56	180315M1_56	ST180315M1-11 PFC CS3 18B2818	16-Mar-18	07:15:25 ✓
57	180315M1_57	IPA	16-Mar-18	07:26:54

Dataset: F:\Projects\PFAS.PRO\Results\180315M1\180315M1-56.qld

Last Altered: Friday, March 16, 2018 11:56:42 Pacific Daylight Time

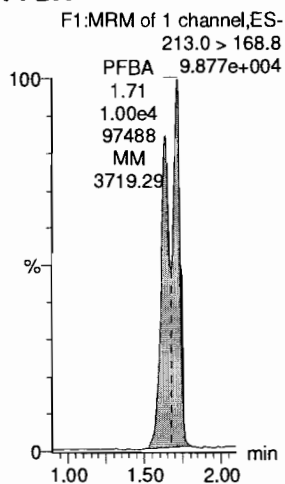
Printed: Friday, March 16, 2018 12:07:05 Pacific Daylight Time

Method: F:\Projects\PFAS.PRO\MethDB\PFAS\_FULL\_80C\_031418.mdb 16 Mar 2018 11:12:49

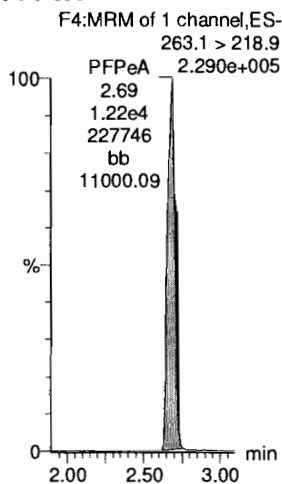
Calibration: F:\Projects\PFAS.PRO\CurveDB\C18\_VAL-PFAS\_Q4\_03-15-18-FULL.cdb 16 Mar 2018 10:07:42

Name: 180315M1\_56, Date: 16-Mar-2018, Time: 07:15:25, ID: ST180315M1-11 PFC CS3 18B2818, Description: PFC CS3 18B2818

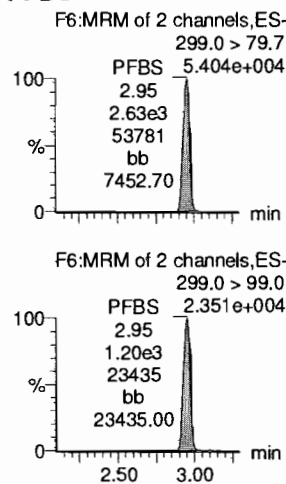
**PFBA**



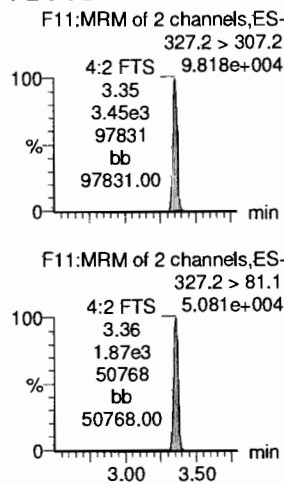
**PFPeA**



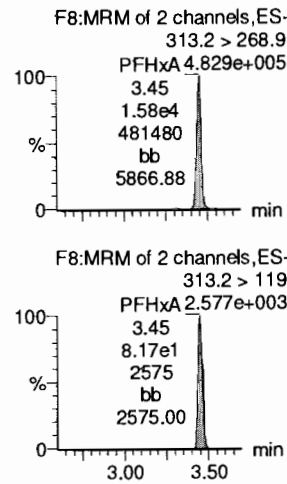
**PFBS**



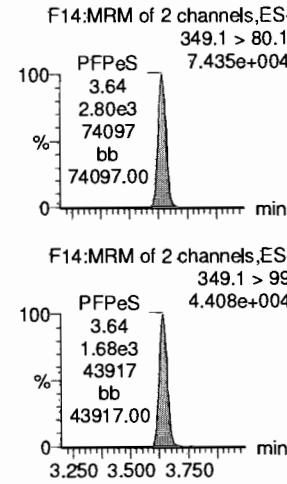
**4:2 FTS**



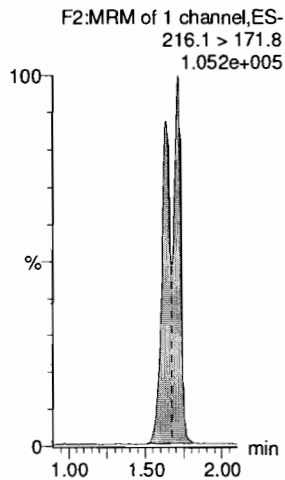
**PFHxA**



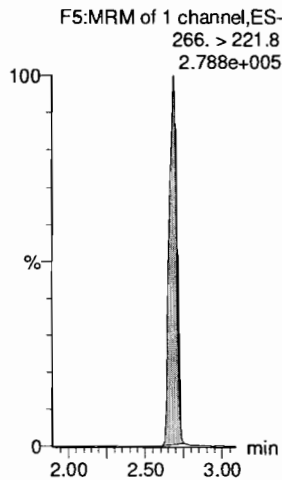
**PFPeS**



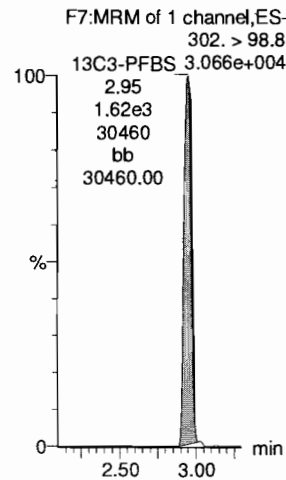
**13C3-PFBA**



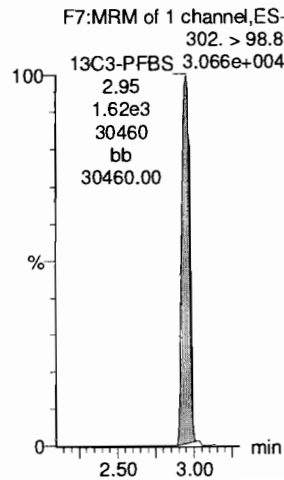
**13C3-PFPeA**



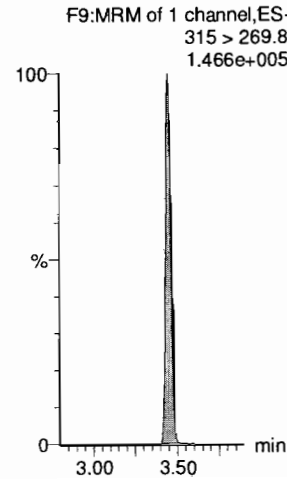
**13C3-PFBS**



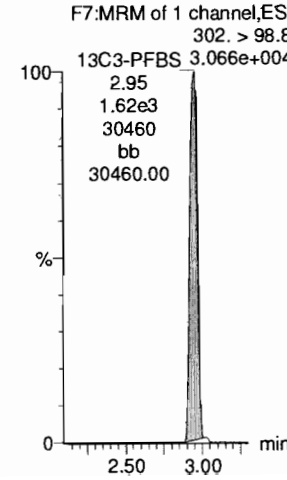
**13C3-PFBS**



**13C2-PFHxA**



**13C3-PFBS**

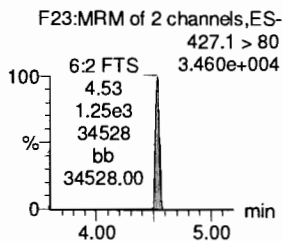
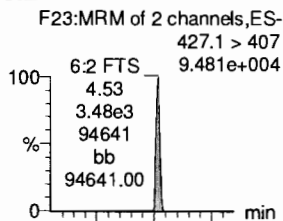


Dataset: F:\Projects\PFAS.PRO\Results\180315M1\180315M1-56.qld

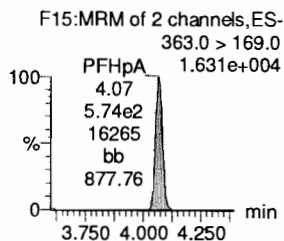
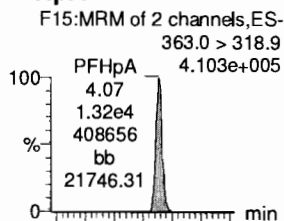
Last Altered: Friday, March 16, 2018 11:56:42 Pacific Daylight Time  
Printed: Friday, March 16, 2018 12:07:05 Pacific Daylight Time

Name: 180315M1\_56, Date: 16-Mar-2018, Time: 07:15:25, ID: ST180315M1-11 PFC CS3 18B2818, Description: PFC CS3 18B2818

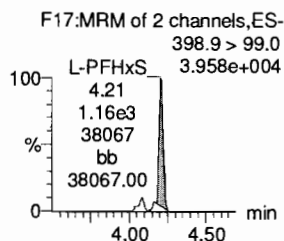
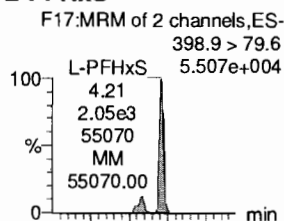
6:2 FTS



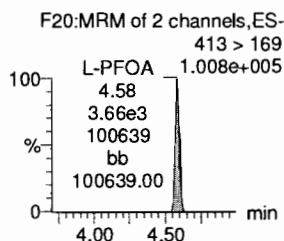
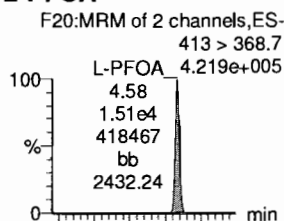
PFHpA



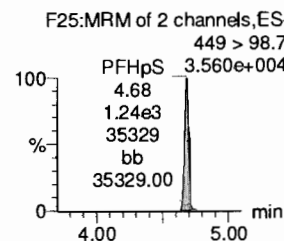
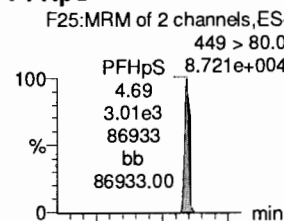
L-PFHxS



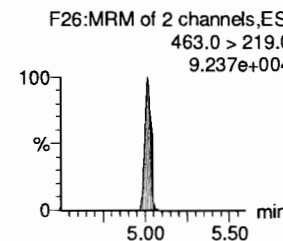
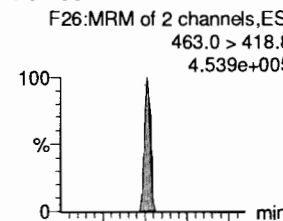
L-PFOA



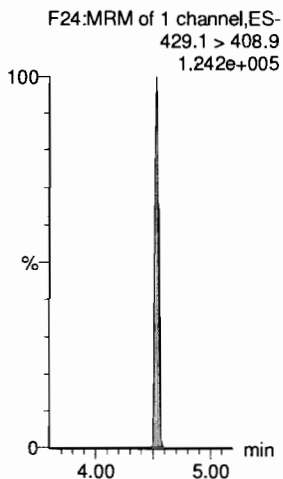
PFHpS



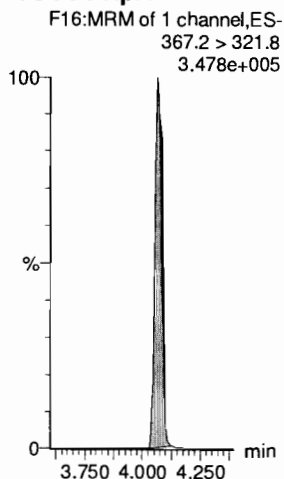
PFNA



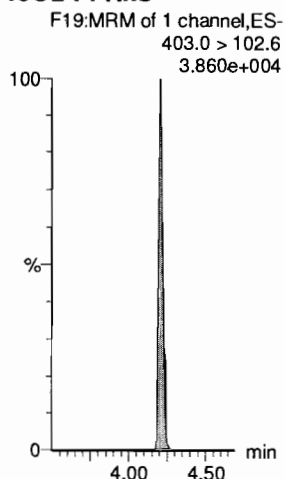
13C2-6:2 FTS



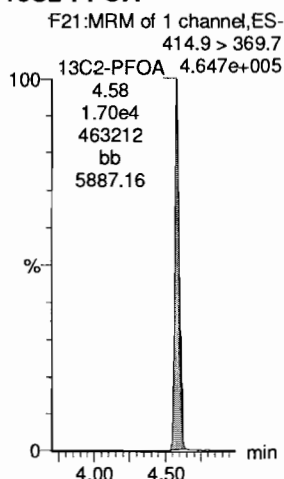
13C4-PFHpA



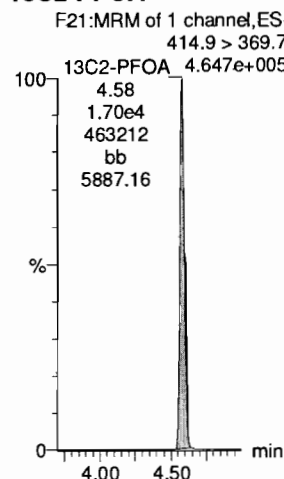
18O2-PFHxS



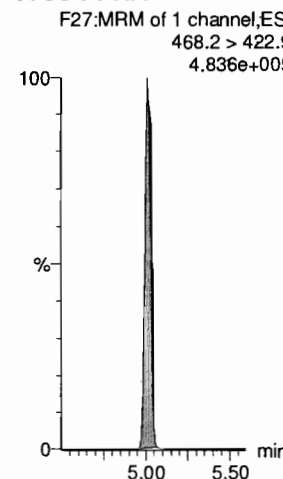
13C2-PFOA



13C2-PFOA



13C5-PFNA



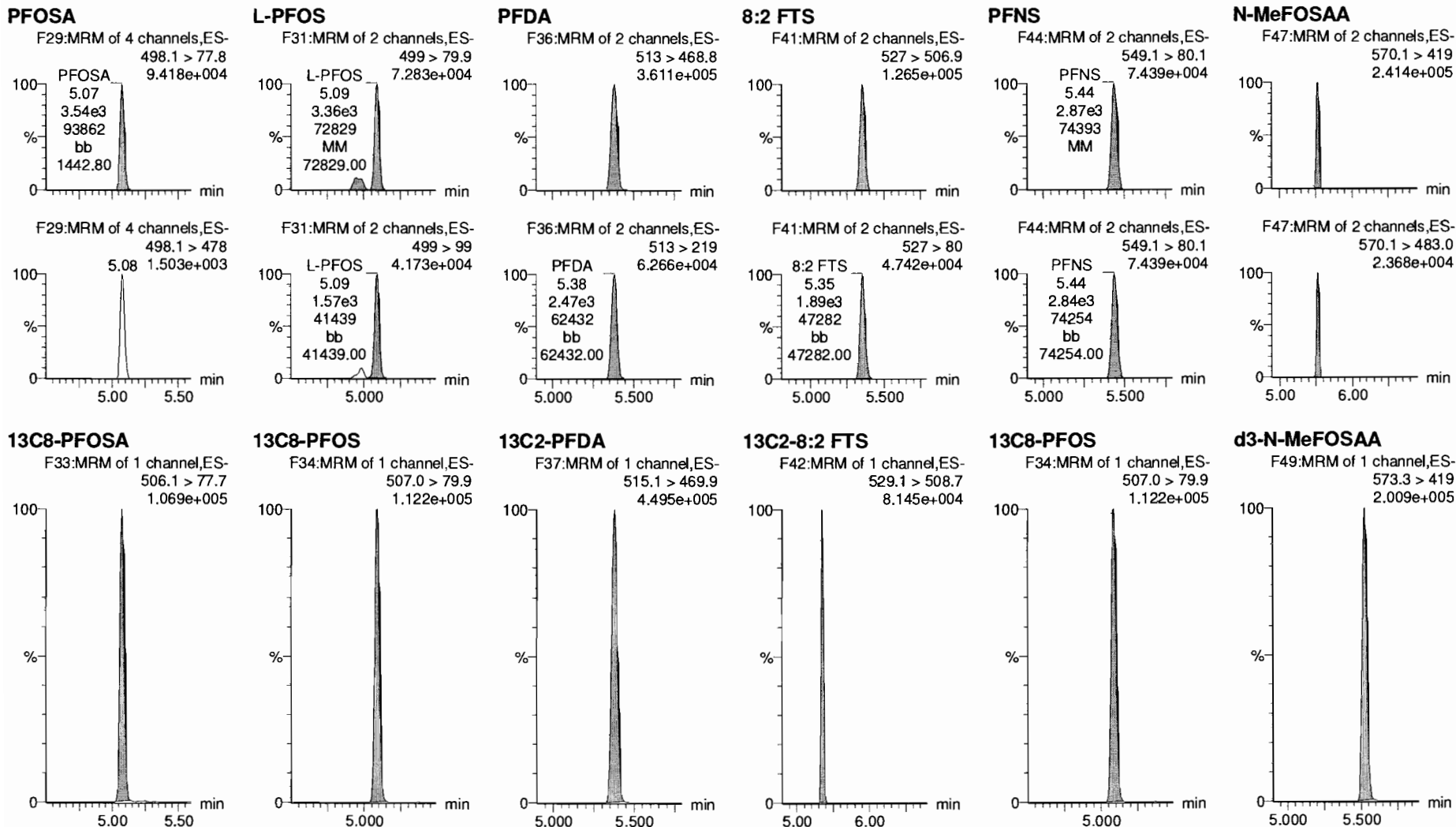


Dataset: F:\Projects\PFAS.PRO\Results\180315M1\180315M1-56.qld

Last Altered: Friday, March 16, 2018 11:56:42 Pacific Daylight Time

Printed: Friday, March 16, 2018 12:07:05 Pacific Daylight Time

Name: 180315M1\_56, Date: 16-Mar-2018, Time: 07:15:25, ID: ST180315M1-11 PFC CS3 18B2818, Description: PFC CS3 18B2818



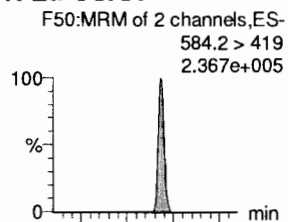
Dataset: F:\Projects\PFAS.PRO\Results\180315M1\180315M1-56.qld

Last Altered: Friday, March 16, 2018 11:56:42 Pacific Daylight Time

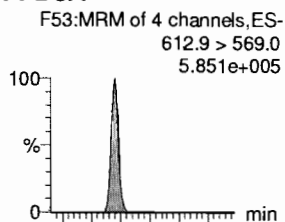
Printed: Friday, March 16, 2018 12:07:05 Pacific Daylight Time

Name: 180315M1\_56, Date: 16-Mar-2018, Time: 07:15:25, ID: ST180315M1-11 PFC CS3 18B2818, Description: PFC CS3 18B2818

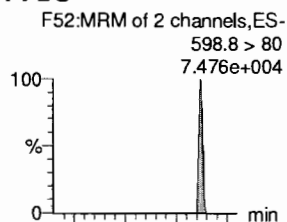
**N-EtFOSAA**



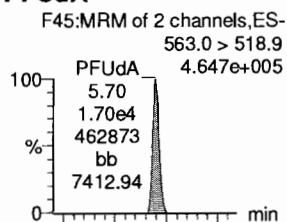
**PFDoA**



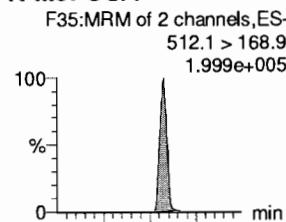
**PFDS**



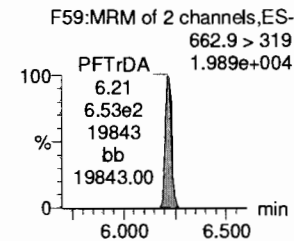
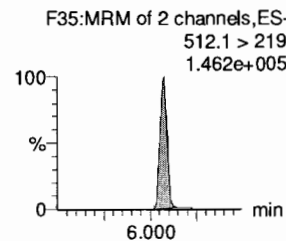
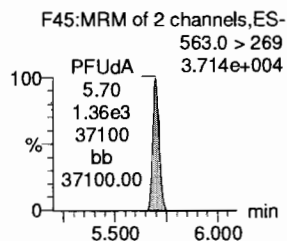
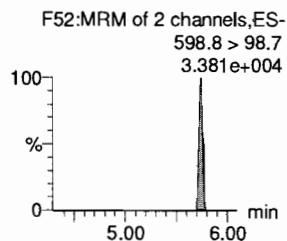
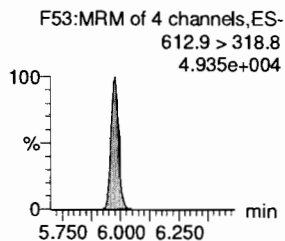
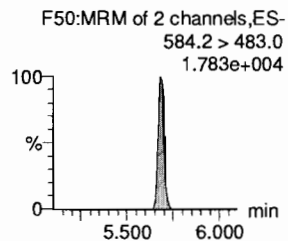
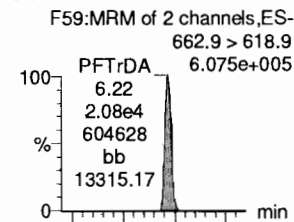
**PFUdA**



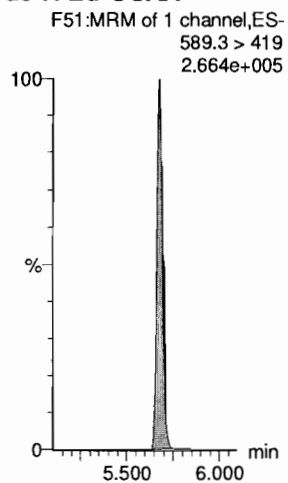
**N-MeFOSA**



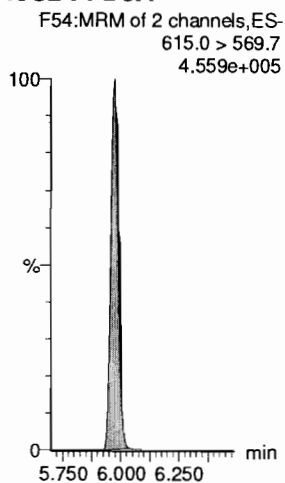
**PFTrDA**



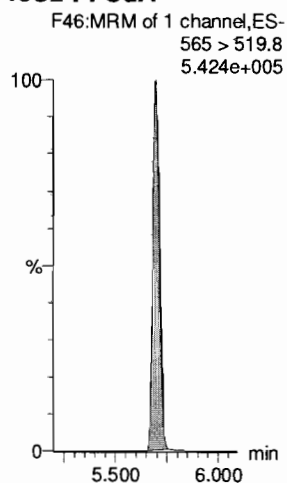
**d5-N-EtFOSAA**



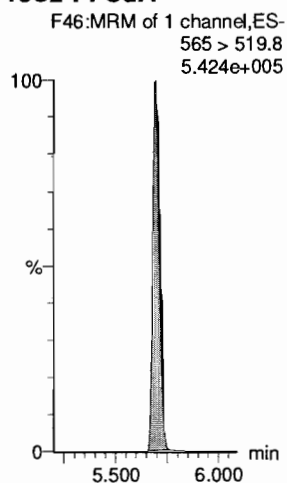
**13C2-PFDoA**



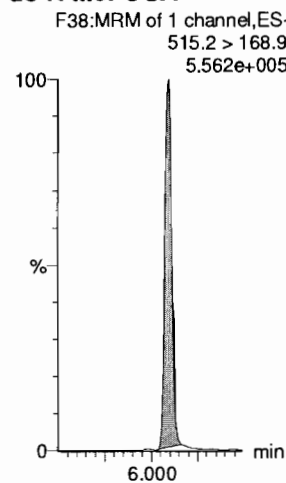
**13C2-PFUdA**



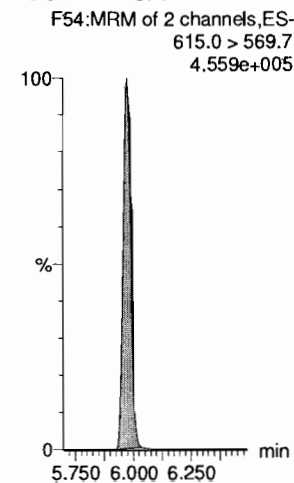
**13C2-PFUdA**



**d3-N-MeFOSA**



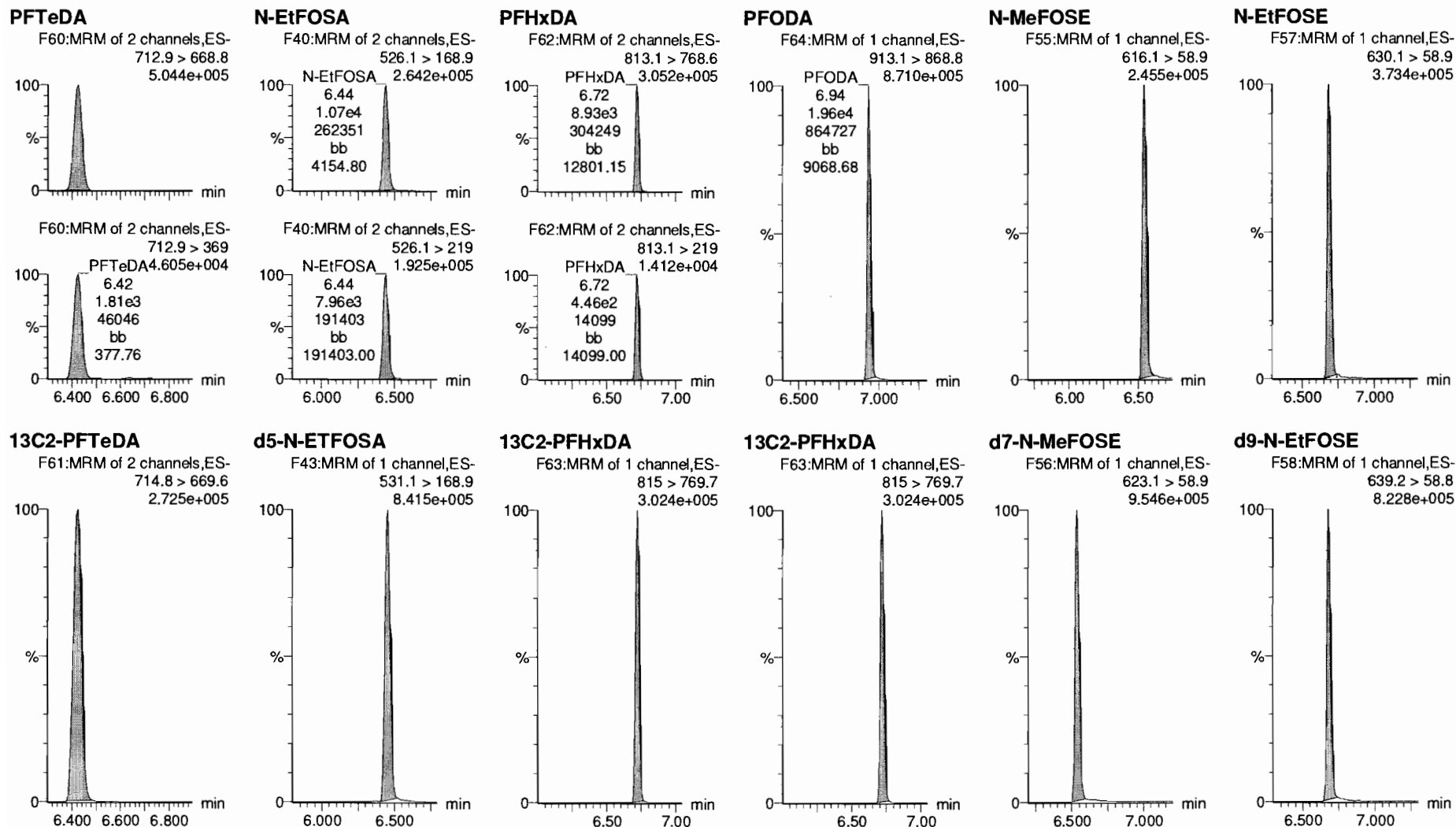
**13C2-PFDoA**



Dataset: F:\Projects\PFAS.PRO\Results\180315M1\180315M1-56.qld

Last Altered: Friday, March 16, 2018 11:56:42 Pacific Daylight Time  
Printed: Friday, March 16, 2018 12:07:05 Pacific Daylight Time

Name: 180315M1\_56, Date: 16-Mar-2018, Time: 07:15:25, ID: ST180315M1-11 PFC CS3 18B2818, Description: PFC CS3 18B2818

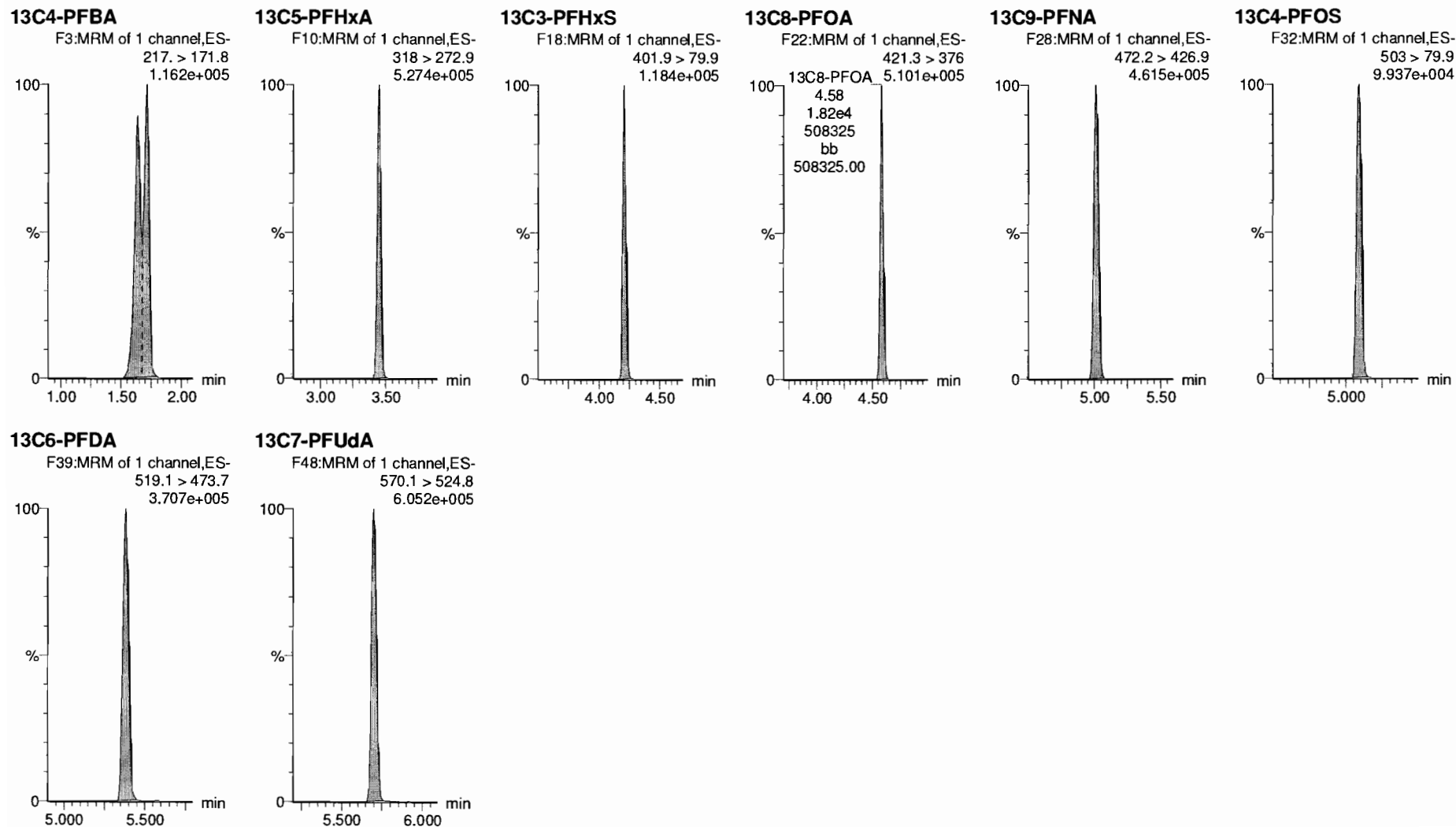


Dataset: F:\Projects\PFAS.PRO\Results\180315M1\180315M1-56.qld

Last Altered: Friday, March 16, 2018 11:56:42 Pacific Daylight Time

Printed: Friday, March 16, 2018 12:07:05 Pacific Daylight Time

Name: 180315M1\_56, Date: 16-Mar-2018, Time: 07:15:25, ID: ST180315M1-11 PFC CS3 18B2818, Description: PFC CS3 18B2818



**INITIAL CALIBRATION (ICAL)**  
**INCLUDING ASSOCIATED**  
**INITIAL CALIBRATION VERIFICATION (ICV) AND INSTRUMENT BLANK (IB)**

Dataset: F:\Projects\PFAS.PRO\Results\180315M1\180315M1-CRV.qld

Last Altered: Friday, March 16, 2018 10:07:42 Pacific Daylight Time

Printed: Friday, March 16, 2018 11:03:26 Pacific Daylight Time

*high pt*  
 PPHPS = 250  
 PPOS  
 0:2 = 100  
 0:2  
 PPS  
*low pt*  
 PPS = 0.5  
 PPDA

Method: F:\Projects\PFAS.PRO\MethDB\PFAS\_FULL\_80C\_031418.mdb 15 Mar 2018 11:27:24  
 Calibration: F:\Projects\PFAS.PRO\CurveDB\C18\_VAL-PFAS\_Q4\_03-15-18-FULL.cdb 16 Mar 2018 10:07:42

**Compound name: PFBA**

Correlation coefficient:  $r = 0.999829$ ,  $r^2 = 0.999657$

Calibration curve:  $1.13435 * x + 0.00496909$

Response type: Internal Std ( Ref 34 ), Area \* ( IS Conc. / IS Area )

Curve type: Linear, Origin: Include, Weighting: 1/x, Axis trans: None

*DM*  
 3/16/18  
*MJT*  
 3/16/18

	# Name	Type	Std. Conc	RT	Area	IS Area	Response	Conc.	%Dev	Conc. Flag	CoD	CoD Flag	x=excluded
1	1 180315M1_2	Standard	0.250	1.73	261.872	10637.174	0.308	0.3	6.8	NO	1.000	NO	MM
2	2 180315M1_3	Standard	0.500	1.73	461.571	10236.662	0.564	0.5	-1.5	NO	1.000	NO	MM
3	3 180315M1_4	Standard	1.000	1.73	864.156	9242.907	1.169	1.0	2.6	NO	1.000	NO	MM
4	4 180315M1_5	Standard	2.000	1.66	1845.477	10287.565	2.242	2.0	-1.4	NO	1.000	NO	MM
5	5 180315M1_6	Standard	5.000	1.72	4107.279	10059.511	5.104	4.5	-10.1	NO	1.000	NO	MM
6	6 180315M1_7	Standard	10.000	1.73	9582.919	10179.866	11.767	10.4	3.7	NO	1.000	NO	MM
7	7 180315M1_8	Standard	50.000	1.73	45800.305	9956.119	57.503	50.7	1.4	NO	1.000	NO	MM
8	8 180315M1_9	Standard	100.000	1.72	89572.641	9972.208	112.278	99.0	-1.0	NO	1.000	NO	MM
9	9 180315M1_10	Standard	250.000	1.73	223794.281	9622.752	290.710	256.3	2.5	NO	1.000	NO	MM
10	10 180315M1_11	Standard	500.000	1.73	445559.250	9935.011	560.592	494.2	-1.2	NO	1.000	NO	MM

**Compound name: PFPeA**

Correlation coefficient:  $r = 0.999642$ ,  $r^2 = 0.999284$

Calibration curve:  $1.02666 * x + 0.0219285$

Response type: Internal Std ( Ref 35 ), Area \* ( IS Conc. / IS Area )

Curve type: Linear, Origin: Exclude, Weighting: 1/x, Axis trans: None

	# Name	Type	Std. Conc	RT	Area	IS Area	Response	Conc.	%Dev	Conc. Flag	CoD	CoD Flag	x=excluded
1	1 180315M1_2	Standard	0.250	2.71	305.075	14197.373	0.269	0.2	-3.9	NO	0.999	NO	bb
2	2 180315M1_3	Standard	0.500	2.70	541.728	13585.014	0.498	0.5	-7.2	NO	0.999	NO	bb
3	3 180315M1_4	Standard	1.000	2.71	1078.809	12143.538	1.110	1.1	6.0	NO	0.999	NO	bb
4	4 180315M1_5	Standard	2.000	2.70	2336.864	13873.769	2.105	2.0	1.5	NO	0.999	NO	bb
5	5 180315M1_6	Standard	5.000	2.70	4921.243	13344.222	4.610	4.5	-10.6	NO	0.999	NO	bb
6	6 180315M1_7	Standard	10.000	2.71	11691.108	13399.960	10.906	10.6	6.0	NO	0.999	NO	bb
7	7 180315M1_8	Standard	50.000	2.70	54628.758	12781.801	53.424	52.0	4.0	NO	0.999	NO	bb
8	8 180315M1_9	Standard	100.000	2.70	107832.852	12485.520	107.958	105.1	5.1	NO	0.999	NO	bb
9	9 180315M1_10	Standard	250.000	2.70	258733.703	12484.213	259.061	252.3	0.9	NO	0.999	NO	bb

Dataset: F:\Projects\PFAS.PRO\Results\180315M1\180315M1-CRV.qld

Last Altered: Friday, March 16, 2018 10:07:42 Pacific Daylight Time

Printed: Friday, March 16, 2018 11:03:26 Pacific Daylight Time

**Compound name: PFPeA**

#	Name	Type	Std. Conc	RT	Area	IS Area	Response	Conc.	%Dev	Conc. Flag	CoD	CoD Flag	x=excluded
10	10 180315M1_11	Standard	500.000	2.70	500917.813	12435.281	503.525	490.4	-1.9	NO	0.999	NO	bb

**Compound name: PFBS**

Coefficient of Determination: R<sup>2</sup> = 0.999747

Calibration curve: -4.06127e-005 \* x<sup>2</sup> + 1.85696 \* x + -0.170509

Response type: Internal Std ( Ref 36 ), Area \* ( IS Conc. / IS Area )

Curve type: 2nd Order, Origin: Exclude, Weighting: 1/x, Axis trans: None

#	Name	Type	Std. Conc	RT	Area	IS Area	Response	Conc.	%Dev	Conc. Flag	CoD	CoD Flag	x=excluded
1	1 180315M1_2	Standard	0.250	2.98	41.891	1614.721	0.324	0.3	6.6	NO	1.000	NO	MM
2	2 180315M1_3	Standard	0.500	2.97	120.938	1746.310	0.866	0.6	11.6	NO	1.000	NO	bb
3	3 180315M1_4	Standard	1.000	2.97	204.067	1452.982	1.756	1.0	3.7	NO	1.000	NO	bb
4	4 180315M1_5	Standard	2.000	2.97	440.222	1716.583	3.206	1.8	-9.1	NO	1.000	NO	bb
5	5 180315M1_6	Standard	5.000	2.97	1010.810	1647.920	7.667	4.2	-15.6	NO	1.000	NO	bb
6	6 180315M1_7	Standard	10.000	2.97	2508.295	1642.206	19.092	10.4	3.8	NO	1.000	NO	bb
7	7 180315M1_8	Standard	50.000	2.97	11868.264	1622.487	91.436	49.4	-1.2	NO	1.000	NO	bb
8	8 180315M1_9	Standard	100.000	2.97	23786.164	1619.668	183.573	99.2	-0.8	NO	1.000	NO	bb
9	9 180315M1_10	Standard	250.000	2.97	56832.063	1518.556	467.813	253.4	1.4	NO	1.000	NO	bb
10	10 180315M1_11	Standard	500.000	2.97	104194.453	1422.735	915.441	498.5	-0.3	NO	1.000	NO	bb

**Compound name: 4:2 FTS**

Coefficient of Determination: R<sup>2</sup> = 0.999740

Calibration curve: -0.000390084 \* x<sup>2</sup> + 2.29521 \* x + -0.0420343

Response type: Internal Std ( Ref 36 ), Area \* ( IS Conc. / IS Area )

Curve type: 2nd Order, Origin: Exclude, Weighting: 1/x, Axis trans: None

#	Name	Type	Std. Conc	RT	Area	IS Area	Response	Conc.	%Dev	Conc. Flag	CoD	CoD Flag	x=excluded
1	1 180315M1_2	Standard	0.250	3.37	59.792	1614.721	0.463	0.2	-12.0	NO	1.000	NO	MM
2	2 180315M1_3	Standard	0.500	3.37	152.704	1746.310	1.093	0.5	-1.1	NO	1.000	NO	bb
3	3 180315M1_4	Standard	1.000	3.37	302.150	1452.982	2.599	1.2	15.1	NO	1.000	NO	bb
4	4 180315M1_5	Standard	2.000	3.37	601.372	1716.583	4.379	1.9	-3.7	NO	1.000	NO	bb
5	5 180315M1_6	Standard	5.000	3.37	1404.135	1647.920	10.651	4.7	-6.8	NO	1.000	NO	bb
6	6 180315M1_7	Standard	10.000	3.37	3320.697	1642.206	25.276	11.1	10.5	NO	1.000	NO	bb
7	7 180315M1_8	Standard	50.000	3.37	14341.660	1622.487	110.491	48.6	-2.9	NO	1.000	NO	bb

Dataset: F:\Projects\PFAS.PRO\Results\180315M1\180315M1-CRV.qld

Last Altered: Friday, March 16, 2018 10:07:42 Pacific Daylight Time

Printed: Friday, March 16, 2018 11:03:26 Pacific Daylight Time

**Compound name: 4:2 FTS**

#	Name	Type	Std. Conc	RT	Area	IS Area	Response	Conc.	%Dev	Conc. Flag	CoD	CoD Flag	x=excluded
8	8 180315M1_9	Standard	100.000	3.37	29465.998	1619.668	227.408	100.8	0.8	NO	1.000	NO	bb
9	9 180315M1_10	Standard	250.000	3.37	66685.992	1518.556	548.926	249.8	-0.1	NO	1.000	NO	bb
10	10 180315M1_11	Standard	500.000	3.37	119530.813	1422.735	1050.185	500.1	0.0	NO	1.000	NO	bb

**Compound name: PFHxA**

Coefficient of Determination: R<sup>2</sup> = 0.999235

Calibration curve: -0.000323253 \* x<sup>2</sup> + 1.50961 \* x + 0.0169979

Response type: Internal Std ( Ref 37 ), Area \* ( IS Conc. / IS Area )

Curve type: 2nd Order, Origin: Include, Weighting: 1/x, Axis trans: None

#	Name	Type	Std. Conc	RT	Area	IS Area	Response	Conc.	%Dev	Conc. Flag	CoD	CoD Flag	x=excluded
1	1 180315M1_2	Standard	0.250	3.47	398.530	4898.385	0.407	0.3	3.3	NO	0.999	NO	bb
2	2 180315M1_3	Standard	0.500	3.46	769.718	4748.076	0.811	0.5	5.1	NO	0.999	NO	bb
3	3 180315M1_4	Standard	1.000	3.47	1337.621	4407.436	1.517	1.0	-0.6	NO	0.999	NO	bb
4	4 180315M1_5	Standard	2.000	3.46	2757.590	4482.766	3.076	2.0	1.4	NO	0.999	NO	bb
5	5 180315M1_6	Standard	5.000	3.46	6262.445	4719.201	6.635	4.4	-12.2	NO	0.999	NO	bb
6	6 180315M1_7	Standard	10.000	3.47	14733.918	4686.432	15.720	10.4	4.3	NO	0.999	NO	bb
7	7 180315M1_8	Standard	50.000	3.46	69296.070	4310.808	80.375	53.9	7.7	NO	0.999	NO	bb
8	8 180315M1_9	Standard	100.000	3.46	130530.883	4636.526	140.764	95.2	-4.8	NO	0.999	NO	bb
9	9 180315M1_10	Standard	250.000	3.46	324402.063	4523.645	358.563	251.0	0.4	NO	0.999	NO	bb
10	10 180315M1_11	Standard	500.000	3.46	599868.563	4448.989	674.163	500.1	0.0	NO	0.999	NO	bb

**Compound name: PFPeS**

Correlation coefficient: r = 0.999769, r<sup>2</sup> = 0.999539

Calibration curve: 1.71903 \* x + 0.0833397

Response type: Internal Std ( Ref 36 ), Area \* ( IS Conc. / IS Area )

Curve type: Linear, Origin: Exclude, Weighting: 1/x, Axis trans: None

#	Name	Type	Std. Conc	RT	Area	IS Area	Response	Conc.	%Dev	Conc. Flag	CoD	CoD Flag	x=excluded
1	1 180315M1_2	Standard	0.250	3.66	55.507	1614.721	0.430	0.2	-19.4	NO	1.000	NO	MM
2	2 180315M1_3	Standard	0.500	3.66	136.877	1746.310	0.980	0.5	4.3	NO	1.000	NO	bb
3	3 180315M1_4	Standard	1.000	3.66	189.660	1452.982	1.632	0.9	-9.9	NO	1.000	NO	bb
4	4 180315M1_5	Standard	2.000	3.66	508.696	1716.583	3.704	2.1	5.3	NO	1.000	NO	bb
5	5 180315M1_6	Standard	5.000	3.66	1208.198	1647.920	9.165	5.3	5.7	NO	1.000	NO	bb



Dataset: F:\Projects\PFAS.PRO\Results\180315M1\180315M1-CRV.qld

Last Altered: Friday, March 16, 2018 10:07:42 Pacific Daylight Time

Printed: Friday, March 16, 2018 11:03:26 Pacific Daylight Time

**Compound name: PFPeS**

#	Name	Type	Std. Conc	RT	Area	IS Area	Response	Conc.	%Dev	Conc. Flag	CoD	CoD Flag	x=excluded
6	6 180315M1_7	Standard	10.000	3.66	2623.070	1642.206	19.966	11.6	15.7	NO	1.000	NO	bb
7	7 180315M1_8	Standard	50.000	3.66	11219.984	1622.487	86.441	50.2	0.5	NO	1.000	NO	bb
8	8 180315M1_9	Standard	100.000	3.66	21652.230	1619.668	167.104	97.2	-2.8	NO	1.000	NO	bb
9	9 180315M1_10	Standard	250.000	3.66	52865.582	1518.556	435.163	253.1	1.2	NO	1.000	NO	bb
10	10 180315M1_11	Standard	500.000	3.66	97384.031	1422.735	855.606	497.7	-0.5	NO	1.000	NO	bb

**Compound name: PFHpA**

Correlation coefficient:  $r = 0.999318$ ,  $r^2 = 0.998636$

Calibration curve:  $1.23628 * x + 0.0554705$

Response type: Internal Std ( Ref 38 ), Area \* ( IS Conc. / IS Area )

Curve type: Linear, Origin: Exclude, Weighting: 1/x, Axis trans: None

#	Name	Type	Std. Conc	RT	Area	IS Area	Response	Conc.	%Dev	Conc. Flag	CoD	CoD Flag	x=excluded
1	1 180315M1_2	Standard	0.250	4.09	293.799	11412.401	0.322	0.2	-13.8	NO	0.999	NO	MM
2	2 180315M1_3	Standard	0.500	4.09	659.404	12605.755	0.654	0.5	-3.2	NO	0.999	NO	bb
3	3 180315M1_4	Standard	1.000	4.09	1159.092	10534.352	1.375	1.1	6.8	NO	0.999	NO	bb
4	4 180315M1_5	Standard	2.000	4.09	2415.838	11341.000	2.663	2.1	5.4	NO	0.999	NO	bb
5	5 180315M1_6	Standard	5.000	4.09	5310.113	11580.088	5.732	4.6	-8.2	NO	0.999	NO	bb
6	6 180315M1_7	Standard	10.000	4.09	12250.476	12373.299	12.376	10.0	-0.3	NO	0.999	NO	bb
7	7 180315M1_8	Standard	50.000	4.09	61351.195	10947.786	70.050	56.6	13.2	NO	0.999	NO	bb
8	8 180315M1_9	Standard	100.000	4.09	110083.961	10763.335	127.846	103.4	3.4	NO	0.999	NO	bb
9	9 180315M1_10	Standard	250.000	4.09	258161.531	10728.290	300.795	243.3	-2.7	NO	0.999	NO	bb
10	10 180315M1_11	Standard	500.000	4.08	501160.500	10193.302	614.571	497.1	-0.6	NO	0.999	NO	bb

Dataset: F:\Projects\PFAS.PRO\Results\180315M1\180315M1-CRV.qld

Last Altered: Friday, March 16, 2018 10:07:42 Pacific Daylight Time

Printed: Friday, March 16, 2018 11:03:26 Pacific Daylight Time

**Compound name: L-PFHxS**

Correlation coefficient:  $r = 0.999120$ ,  $r^2 = 0.998241$

Calibration curve:  $1.86177 * x + 0.0122647$

Response type: Internal Std ( Ref 39 ), Area \* ( IS Conc. / IS Area )

Curve type: Linear, Origin: Exclude, Weighting: 1/x, Axis trans: None

#	Name	Type	Std. Conc	RT	Area	IS Area	Response	Conc.	%Dev	Conc. Flag	CoD	CoD Flag	x=excluded
1	180315M1_2	Standard	0.250	4.24	47.535	1297.956	0.458	0.2	-4.3	NO	0.998	NO	MM
2	180315M1_3	Standard	0.500	4.23	103.778	1379.977	0.940	0.5	-0.3	NO	0.998	NO	MM
3	180315M1_4	Standard	1.000	4.23	165.205	1031.079	2.003	1.1	6.9	NO	0.998	NO	MM
4	180315M1_5	Standard	2.000	4.23	344.744	1332.094	3.235	1.7	-13.5	NO	0.998	NO	MM
5	180315M1_6	Standard	5.000	4.23	944.267	1283.286	9.198	4.9	-1.3	NO	0.998	NO	MM
6	180315M1_7	Standard	10.000	4.23	1971.952	1249.310	19.730	10.6	5.9	NO	0.998	NO	MM
7	180315M1_8	Standard	50.000	4.23	9673.636	1188.915	101.707	54.6	9.2	NO	0.998	NO	MM
8	180315M1_9	Standard	100.000	4.23	17258.328	1139.626	189.298	101.7	1.7	NO	0.998	NO	MM
9	180315M1_10	Standard	250.000	4.23	42998.652	1229.230	437.252	234.9	-6.1	NO	0.998	NO	MM
10	180315M1_11	Standard	500.000	4.23	81085.648	1070.514	946.807	508.5	1.7	NO	0.998	NO	MM

**Compound name: 6:2 FTS**

Coefficient of Determination:  $R^2 = 0.997415$

Calibration curve:  $-0.0038744 * x^2 + 1.17533 * x + -0.0531096$

Response type: Internal Std ( Ref 40 ), Area \* ( IS Conc. / IS Area )

Curve type: 2nd Order, Origin: Include, Weighting: 1/x, Axis trans: None

#	Name	Type	Std. Conc	RT	Area	IS Area	Response	Conc.	%Dev	Conc. Flag	CoD	CoD Flag	x=excluded
1	180315M1_2	Standard	0.250	4.55	63.759	3997.604	0.199	0.2	-14.0	NO	0.997	NO	bb
2	180315M1_3	Standard	0.500	4.55	169.547	3961.223	0.535	0.5	0.2	NO	0.997	NO	bb
3	180315M1_4	Standard	1.000	4.55	417.122	4004.267	1.302	1.2	15.7	NO	0.997	NO	bb
4	180315M1_5	Standard	2.000	4.55	710.422	4220.279	2.104	1.8	-7.7	NO	0.997	NO	bb
5	180315M1_6	Standard	5.000	4.55	1508.833	4014.977	4.698	4.1	-18.1	NO	0.997	NO	bb
6	180315M1_7	Standard	10.000	4.55	3553.765	3790.386	11.720	10.4	3.7	NO	0.997	NO	bb
7	180315M1_8	Standard	50.000	4.55	17829.533	4429.573	50.314	51.6	3.3	NO	0.997	NO	bb
8	180315M1_9	Standard	100.000	4.55	30960.561	4954.976	78.105	98.4	-1.6	NO	0.997	NO	bb
9	180315M1_10	Standard	250.000	4.55	78593.094	6670.838	147.270			NO	0.997	NO	bbXI
10	180315M1_11	Standard	500.000	4.55	133246.234	9711.030	171.514			NO	0.997	NO	bbXI

Dataset: F:\Projects\PFAS.PRO\Results\180315M1\180315M1-CRV.qld

Last Altered: Friday, March 16, 2018 10:07:42 Pacific Daylight Time

Printed: Friday, March 16, 2018 11:03:26 Pacific Daylight Time

**Compound name: L-PFOA**

Coefficient of Determination: R<sup>2</sup> = 0.998799

Calibration curve: -6.64326e-006 \* x<sup>2</sup> + 0.97868 \* x + 0.0282129

Response type: Internal Std ( Ref 41 ), Area \* ( IS Conc. / IS Area )

Curve type: 2nd Order, Origin: Exclude, Weighting: 1/x, Axis trans: None

#	Name	Type	Std. Conc	RT	Area	IS Area	Response	Conc.	%Dev	Conc. Flag	CoD	CoD Flag	x=excluded
1	1 180315M1_2	Standard	0.250	4.61	341.638	16163.360	0.264	0.2	-3.5	NO	0.999	NO	MM
2	2 180315M1_3	Standard	0.500	4.60	744.191	14885.491	0.625	0.6	21.9	NO	0.999	NO	MM
3	3 180315M1_4	Standard	1.000	4.60	1036.753	15681.163	0.826	0.8	-18.4	NO	0.999	NO	bb
4	4 180315M1_5	Standard	2.000	4.60	2524.925	15871.698	1.989	2.0	0.2	NO	0.999	NO	bb
5	5 180315M1_6	Standard	5.000	4.60	5620.827	15225.166	4.615	4.7	-6.3	NO	0.999	NO	bb
6	6 180315M1_7	Standard	10.000	4.60	13298.997	16942.223	9.812	10.0	-0.0	NO	0.999	NO	bb
7	7 180315M1_8	Standard	50.000	4.60	64453.137	14714.820	54.752	55.9	11.9	NO	0.999	NO	bb
8	8 180315M1_9	Standard	100.000	4.60	115660.156	15625.057	92.528	94.6	-5.4	NO	0.999	NO	bb
9	9 180315M1_10	Standard	250.000	4.60	266773.375	13718.174	243.084	248.8	-0.5	NO	0.999	NO	bb
10	10 180315M1_11	Standard	500.000	4.60	548584.250	14029.131	488.790	501.1	0.2	NO	0.999	NO	bb

**Compound name: PFHpS**

Coefficient of Determination: R<sup>2</sup> = 0.997289

Calibration curve: 0.000117595 \* x<sup>2</sup> + 0.210936 \* x + -0.00291339

Response type: Internal Std ( Ref 41 ), Area \* ( IS Conc. / IS Area )

Curve type: 2nd Order, Origin: Exclude, Weighting: 1/x, Axis trans: None

#	Name	Type	Std. Conc	RT	Area	IS Area	Response	Conc.	%Dev	Conc. Flag	CoD	CoD Flag	x=excluded
1	1 180315M1_2	Standard	0.250	4.71	71.153	16163.360	0.055	0.3	9.9	NO	0.997	NO	bb
2	2 180315M1_3	Standard	0.500	4.71	127.962	14885.491	0.107	0.5	4.6	NO	0.997	NO	bb
3	3 180315M1_4	Standard	1.000	4.71	229.346	15681.163	0.183	0.9	-12.0	NO	0.997	NO	bb
4	4 180315M1_5	Standard	2.000	4.71	517.472	15871.698	0.408	1.9	-2.8	NO	0.997	NO	bb
5	5 180315M1_6	Standard	5.000	4.71	1185.359	15225.166	0.973	4.6	-7.7	NO	0.997	NO	bb
6	6 180315M1_7	Standard	10.000	4.71	2957.186	16942.223	2.182	10.3	3.0	NO	0.997	NO	bb
7	7 180315M1_8	Standard	50.000	4.71	14234.082	14714.820	12.092	55.6	11.2	NO	0.997	NO	bb
8	8 180315M1_9	Standard	100.000	4.71	25839.137	15625.057	20.671	93.2	-6.8	NO	0.997	NO	bb
9	9 180315M1_10	Standard	250.000	4.71	66360.211	13718.174	60.467	251.4	0.6	NO	0.997	NO	bb
10	10 180315M1_11	Standard	500.000	4.70	117201.844	14029.131	104.427	404.1	-19.2	NO	0.997	NO	bbX

Dataset: F:\Projects\PFAS.PRO\Results\180315M1\180315M1-CRV.qld

Last Altered: Friday, March 16, 2018 10:07:42 Pacific Daylight Time

Printed: Friday, March 16, 2018 11:03:26 Pacific Daylight Time

**Compound name: PFNA**

Coefficient of Determination:  $R^2 = 0.998954$

Calibration curve:  $-6.05658e-005 * x^2 + 1.14817 * x + 0.0122231$

Response type: Internal Std ( Ref 42 ), Area \* ( IS Conc. / IS Area )

Curve type: 2nd Order, Origin: Exclude, Weighting: 1/x, Axis trans: None

#	Name	Type	Std. Conc	RT	Area	IS Area	Response	Conc.	%Dev	Conc. Flag	CoD	CoD Flag	x=excluded
1	1 180315M1_2	Standard	0.250	5.03	476.807	17286.031	0.345	0.3	15.9	NO	0.999	NO	bb
2	2 180315M1_3	Standard	0.500	5.03	959.481	18111.598	0.662	0.6	13.2	NO	0.999	NO	bb
3	3 180315M1_4	Standard	1.000	5.03	1592.723	16357.852	1.217	1.0	4.9	NO	0.999	NO	bb
4	4 180315M1_5	Standard	2.000	5.03	3430.557	17634.631	2.432	2.1	5.4	NO	0.999	NO	bb
5	5 180315M1_6	Standard	5.000	5.03	6584.501	17595.814	4.678	4.1	-18.7	NO	0.999	NO	bb
6	6 180315M1_7	Standard	10.000	5.03	13502.415	18345.322	9.200	8.0	-19.9	NO	0.999	NO	bb
7	7 180315M1_8	Standard	50.000	5.03	69041.047	15683.376	55.027	48.0	-3.9	NO	0.999	NO	bb
8	8 180315M1_9	Standard	100.000	5.03	136520.438	14795.807	115.337	101.0	1.0	NO	0.999	NO	bb
9	9 180315M1_10	Standard	250.000	5.03	355521.656	15243.605	291.533	257.4	3.0	NO	0.999	NO	bb
10	10 180315M1_11	Standard	500.000	5.03	700095.250	15771.242	554.883	496.3	-0.7	NO	0.999	NO	bb

**Compound name: PFOSA**

Correlation coefficient:  $r = 0.999671$ ,  $r^2 = 0.999341$

Calibration curve:  $1.02136 * x + -0.0143673$

Response type: Internal Std ( Ref 43 ), Area \* ( IS Conc. / IS Area )

Curve type: Linear, Origin: Exclude, Weighting: 1/x, Axis trans: None

#	Name	Type	Std. Conc	RT	Area	IS Area	Response	Conc.	%Dev	Conc. Flag	CoD	CoD Flag	x=excluded
1	1 180315M1_2	Standard	0.250	5.09	86.100	4123.942	0.261	0.3	7.8	NO	0.999	NO	bb
2	2 180315M1_3	Standard	0.500	5.09	171.802	4186.257	0.513	0.5	3.3	NO	0.999	NO	bb
3	3 180315M1_4	Standard	1.000	5.09	282.239	3511.453	1.005	1.0	-0.2	NO	0.999	NO	bb
4	4 180315M1_5	Standard	2.000	5.09	573.141	3670.117	1.952	1.9	-3.7	NO	0.999	NO	bb
5	5 180315M1_6	Standard	5.000	5.09	1362.431	3929.096	4.334	4.3	-14.8	NO	0.999	NO	bb
6	6 180315M1_7	Standard	10.000	5.09	3444.183	4072.803	10.571	10.4	3.6	NO	0.999	NO	bb
7	7 180315M1_8	Standard	50.000	5.09	15754.509	3666.156	53.716	52.6	5.2	NO	0.999	NO	bb
8	8 180315M1_9	Standard	100.000	5.09	29032.432	3648.040	99.480	97.4	-2.6	NO	0.999	NO	bb
9	9 180315M1_10	Standard	250.000	5.09	71649.758	3415.036	262.258	256.8	2.7	NO	0.999	NO	bb
10	10 180315M1_11	Standard	500.000	5.09	127259.852	3155.367	504.140	493.6	-1.3	NO	0.999	NO	bb

Dataset: F:\Projects\PFAS.PRO\Results\180315M1\180315M1-CRV.qld

Last Altered: Friday, March 16, 2018 10:07:42 Pacific Daylight Time

Printed: Friday, March 16, 2018 11:03:26 Pacific Daylight Time

**Compound name: L-PFOS**

Coefficient of Determination:  $R^2 = 0.999312$

Calibration curve:  $0.000806799 * x^2 + 0.992229 * x + -0.0666355$

Response type: Internal Std ( Ref 44 ), Area \* ( IS Conc. / IS Area )

Curve type: 2nd Order, Origin: Exclude, Weighting: 1/x, Axis trans: None

	# Name	Type	Std. Conc	RT	Area	IS Area	Response	Conc.	%Dev	Conc. Flag	CoD	CoD Flag	x=excluded
1	1 180315M1_2	Standard	0.250	5.11	114.655	3955.339	0.362	0.4	72.9	YES	0.999	NO	MMX
2	2 180315M1_3	Standard	0.500	5.12	110.231	3837.279	0.359	0.4	-14.2	NO	0.999	NO	MM
3	3 180315M1_4	Standard	1.000	5.11	269.431	3552.132	0.948	1.0	2.2	NO	0.999	NO	MM
4	4 180315M1_5	Standard	2.000	5.11	519.802	3473.148	1.871	1.9	-2.5	NO	0.999	NO	MM
5	5 180315M1_6	Standard	5.000	5.11	1406.882	3287.897	5.349	5.4	8.7	NO	0.999	NO	MM
6	6 180315M1_7	Standard	10.000	5.11	3254.620	3890.636	10.457	10.5	5.2	NO	0.999	NO	MM
7	7 180315M1_8	Standard	50.000	5.11	14347.894	3337.129	53.743	52.0	4.1	NO	0.999	NO	MM
8	8 180315M1_9	Standard	100.000	5.11	28234.789	3428.595	102.939	96.3	-3.7	NO	0.999	NO	MM
9	9 180315M1_10	Standard	250.000	5.11	71267.867	2972.819	299.665	250.9	0.4	NO	0.999	NO	MM
10	10 180315M1_11	Standard	500.000	5.11	129425.047	3025.656	534.698	405.4	-18.9	NO	0.999	NO	MMX

**Compound name: PFDA**

Coefficient of Determination:  $R^2 = 0.998147$

Calibration curve:  $-3.44313e-005 * x^2 + 1.18527 * x + 0.0718944$

Response type: Internal Std ( Ref 45 ), Area \* ( IS Conc. / IS Area )

Curve type: 2nd Order, Origin: Exclude, Weighting: 1/x, Axis trans: None

	# Name	Type	Std. Conc	RT	Area	IS Area	Response	Conc.	%Dev	Conc. Flag	CoD	CoD Flag	x=excluded
1	1 180315M1_2	Standard	0.250	5.40	424.626	17608.984	0.301	0.2	-22.5	NO	0.998	NO	MMX
2	2 180315M1_3	Standard	0.500	5.40	944.176	14541.352	0.812	0.6	24.8	NO	0.998	NO	bb
3	3 180315M1_4	Standard	1.000	5.40	1415.520	15789.702	1.121	0.9	-11.5	NO	0.998	NO	bb
4	4 180315M1_5	Standard	2.000	5.40	3168.073	17637.537	2.245	1.8	-8.3	NO	0.998	NO	bb
5	5 180315M1_6	Standard	5.000	5.40	6607.972	15816.229	5.222	4.3	-13.1	NO	0.998	NO	bb
6	6 180315M1_7	Standard	10.000	5.40	17932.236	17430.396	12.860	10.8	7.9	NO	0.998	NO	bb
7	7 180315M1_8	Standard	50.000	5.40	75104.859	14890.774	63.046	53.2	6.4	NO	0.998	NO	bb
8	8 180315M1_9	Standard	100.000	5.40	135922.563	15844.327	107.233	90.6	-9.4	NO	0.998	NO	bb
9	9 180315M1_10	Standard	250.000	5.40	372197.375	15248.778	305.104	259.3	3.7	NO	0.998	NO	bb
10	10 180315M1_11	Standard	500.000	5.40	621712.125	13387.845	580.482	496.9	-0.6	NO	0.998	NO	bb

Dataset: F:\Projects\PFAS.PRO\Results\180315M1\180315M1-CRV.qld

Last Altered: Friday, March 16, 2018 10:07:42 Pacific Daylight Time

Printed: Friday, March 16, 2018 11:03:26 Pacific Daylight Time

**Compound name: 8:2 FTS**

Coefficient of Determination:  $R^2 = 0.995390$

Calibration curve:  $-0.00608572 * x^2 + 1.91071 * x + 0.0197452$

Response type: Internal Std ( Ref 46 ), Area \* ( IS Conc. / IS Area )

Curve type: 2nd Order, Origin: Include, Weighting: 1/x, Axis trans: None

	# Name	Type	Std. Conc	RT	Area	IS Area	Response	Conc.	%Dev	Conc. Flag	CoD	CoD Flag	x=excluded
1	1 180315M1_2	Standard	0.250	5.37	107.977	2769.275	0.487	0.2	-2.0	NO	0.995	NO	bb
2	2 180315M1_3	Standard	0.500	5.37	215.113	2752.152	0.977	0.5	0.4	NO	0.995	NO	bb
3	3 180315M1_4	Standard	1.000	5.38	364.749	2356.840	1.935	1.0	0.5	NO	0.995	NO	bb
4	4 180315M1_5	Standard	2.000	5.37	916.252	2352.200	4.869	2.6	27.9	NO	0.995	NO	bb
5	5 180315M1_6	Standard	5.000	5.38	1540.641	2569.981	7.493	4.0	-20.8	NO	0.995	NO	bb
6	6 180315M1_7	Standard	10.000	5.37	3357.535	2381.954	17.620	9.5	-5.0	NO	0.995	NO	bb
7	7 180315M1_8	Standard	50.000	5.38	16706.422	2499.442	83.551	52.5	5.0	NO	0.995	NO	bb
8	8 180315M1_9	Standard	100.000	5.38	34410.402	3339.687	128.794	98.0	-2.0	NO	0.995	NO	bb
9	9 180315M1_10	Standard	250.000	5.37	76748.797	4880.445	196.572			NO	0.995	NO	bbXI
10	10 180315M1_11	Standard	500.000	5.37	134827.328	6266.536	268.943			NO	0.995	YES	bbXI

**Compound name: PFNS**

Coefficient of Determination:  $R^2 = 0.999615$

Calibration curve:  $-0.000226962 * x^2 + 0.892764 * x + -0.0424765$

Response type: Internal Std ( Ref 44 ), Area \* ( IS Conc. / IS Area )

Curve type: 2nd Order, Origin: Exclude, Weighting: 1/x, Axis trans: None

	# Name	Type	Std. Conc	RT	Area	IS Area	Response	Conc.	%Dev	Conc. Flag	CoD	CoD Flag	x=excluded
1	1 180315M1_2	Standard	0.250	5.46	59.090	3955.339	0.187	0.3	2.7	NO	1.000	NO	MM
2	2 180315M1_3	Standard	0.500	5.46	104.874	3837.279	0.342	0.4	-13.9	NO	1.000	NO	MM
3	3 180315M1_4	Standard	1.000	5.46	263.842	3552.132	0.928	1.1	8.8	NO	1.000	NO	MM
4	4 180315M1_5	Standard	2.000	5.46	562.351	3473.148	2.024	2.3	15.8	NO	1.000	NO	MM
5	5 180315M1_6	Standard	5.000	5.46	1055.613	3287.897	4.013	4.5	-9.0	NO	1.000	NO	MM
6	6 180315M1_7	Standard	10.000	5.46	2661.974	3890.636	8.553	9.7	-3.5	NO	1.000	NO	bb
7	7 180315M1_8	Standard	50.000	5.46	11774.734	3337.129	44.105	50.1	0.2	NO	1.000	NO	bb
8	8 180315M1_9	Standard	100.000	5.46	23221.391	3428.595	84.661	97.3	-2.7	NO	1.000	NO	MM
9	9 180315M1_10	Standard	250.000	5.45	50730.496	2972.819	213.310	255.6	2.2	NO	1.000	NO	MM
10	10 180315M1_11	Standard	500.000	5.46	93889.219	3025.656	387.888	497.4	-0.5	NO	1.000	NO	MM

Dataset: F:\Projects\PFAS.PRO\Results\180315M1\180315M1-CRV.qld

Last Altered: Friday, March 16, 2018 10:07:42 Pacific Daylight Time

Printed: Friday, March 16, 2018 11:03:26 Pacific Daylight Time

**Compound name: N-MeFOSAA**

Coefficient of Determination: R<sup>2</sup> = 0.998179

Calibration curve: -0.00051631 \* x<sup>2</sup> + 1.48683 \* x + -0.0971552

Response type: Internal Std ( Ref 47 ), Area \* ( IS Conc. / IS Area )

Curve type: 2nd Order, Origin: Include, Weighting: 1/x, Axis trans: None

#	Name	Type	Std. Conc	RT	Area	IS Area	Response	Conc.	%Dev	Conc. Flag	CoD	CoD Flag	x=excluded
1	1 180315M1_2	Standard	0.250	5.55	151.038	7641.137	0.247	0.2	-7.4	NO	0.998	NO	bb
2	2 180315M1_3	Standard	0.500	5.55	454.179	8170.579	0.695	0.5	6.6	NO	0.998	NO	bb
3	3 180315M1_4	Standard	1.000	5.55	830.227	7223.044	1.437	1.0	3.2	NO	0.998	NO	bb
4	4 180315M1_5	Standard	2.000	5.55	1747.873	8040.815	2.717	1.9	-5.3	NO	0.998	NO	bb
5	5 180315M1_6	Standard	5.000	5.55	3704.626	7803.960	5.934	4.1	-18.8	NO	0.998	NO	bb
6	6 180315M1_7	Standard	10.000	5.55	8980.864	7432.465	15.104	10.3	2.6	NO	0.998	NO	bb
7	7 180315M1_8	Standard	50.000	5.55	37561.906	7284.738	64.453	44.1	-11.8	NO	0.998	NO	bb
8	8 180315M1_9	Standard	100.000	5.55	79817.258	6854.817	145.550	101.5	1.5	NO	0.998	NO	bb
9	9 180315M1_10	Standard	250.000	5.55	187058.781	6616.114	353.415	261.5	4.6	NO	0.998	NO	bb
10	10 180315M1_11	Standard	500.000	5.55	331058.500	6810.370	607.637	493.2	-1.4	NO	0.998	NO	bb

**Compound name: N-EtFOSAA**

Coefficient of Determination: R<sup>2</sup> = 0.999085

Calibration curve: -0.000286972 \* x<sup>2</sup> + 1.10604 \* x + -0.0490702

Response type: Internal Std ( Ref 48 ), Area \* ( IS Conc. / IS Area )

Curve type: 2nd Order, Origin: Include, Weighting: 1/x, Axis trans: None

#	Name	Type	Std. Conc	RT	Area	IS Area	Response	Conc.	%Dev	Conc. Flag	CoD	CoD Flag	x=excluded
1	1 180315M1_2	Standard	0.250	5.70	173.501	8504.472	0.255	0.3	10.0	NO	0.999	NO	bb
2	2 180315M1_3	Standard	0.500	5.70	364.913	8734.859	0.522	0.5	3.3	NO	0.999	NO	bb
3	3 180315M1_4	Standard	1.000	5.70	616.259	8456.588	0.911	0.9	-13.2	NO	0.999	NO	bb
4	4 180315M1_5	Standard	2.000	5.70	1561.617	8607.767	2.268	2.1	4.8	NO	0.999	NO	bb
5	5 180315M1_6	Standard	5.000	5.70	3096.449	8891.843	4.353	4.0	-20.3	NO	0.999	NO	bb
6	6 180315M1_7	Standard	10.000	5.70	7446.329	8508.604	10.939	10.0	-0.4	NO	0.999	NO	bb
7	7 180315M1_8	Standard	50.000	5.70	33101.883	8144.278	50.805	46.5	-6.9	NO	0.999	NO	bb
8	8 180315M1_9	Standard	100.000	5.70	67640.531	7491.426	112.863	104.9	4.9	NO	0.999	NO	bb
9	9 180315M1_10	Standard	250.000	5.70	147100.688	7092.687	259.247	250.8	0.3	NO	0.999	NO	bb
10	10 180315M1_11	Standard	500.000	5.70	252980.234	6585.060	480.216	498.8	-0.2	NO	0.999	NO	bb

Dataset: F:\Projects\PFAS.PRO\Results\180315M1\180315M1-CRV.qld

Last Altered: Friday, March 16, 2018 10:07:42 Pacific Daylight Time

Printed: Friday, March 16, 2018 11:03:26 Pacific Daylight Time

**Compound name: PFUDa**

Coefficient of Determination:  $R^2 = 0.998365$

Calibration curve:  $-0.000224779 * x^2 + 1.12547 * x + -0.0654128$

Response type: Internal Std ( Ref 49 ), Area \* ( IS Conc. / IS Area )

Curve type: 2nd Order, Origin: Exclude, Weighting: 1/x, Axis trans: None

	# Name	Type	Std. Conc	RT	Area	IS Area	Response	Conc.	%Dev	Conc. Flag	CoD	CoD Flag	x=excluded
1	1 180315M1_2	Standard	0.250	5.72	424.324	17393.736	0.305	0.3	31.6	YES	0.998	NO	bb
2	2 180315M1_3	Standard	0.500	5.72	813.315	15194.970	0.669	0.7	30.5	YES	0.998	NO	bb
3	3 180315M1_4	Standard	1.000	5.72	1131.915	15531.228	0.911	0.9	-13.2	NO	0.998	NO	bb
4	4 180315M1_5	Standard	2.000	5.71	3174.883	19171.383	2.070	1.9	-5.1	NO	0.998	NO	bb
5	5 180315M1_6	Standard	5.000	5.72	6154.010	18954.592	4.058	3.7	-26.7	NO	0.998	NO	bb
6	6 180315M1_7	Standard	10.000	5.71	14663.016	19390.330	9.453	8.5	-15.3	NO	0.998	NO	bb
7	7 180315M1_8	Standard	50.000	5.72	73560.328	17422.398	52.777	47.4	-5.2	NO	0.998	NO	bb
8	8 180315M1_9	Standard	100.000	5.72	144641.578	16409.742	110.180	100.0	-0.0	NO	0.998	NO	bb
9	9 180315M1_10	Standard	250.000	5.71	325223.531	14579.660	278.833	261.5	4.6	NO	0.998	NO	bb
10	10 180315M1_11	Standard	500.000	5.71	594961.500	14843.424	501.031	494.0	-1.2	NO	0.998	NO	bb

**Compound name: PFDS**

Coefficient of Determination:  $R^2 = 0.998918$

Calibration curve:  $0.000313491 * x^2 + 0.199816 * x + 0.0152315$

Response type: Internal Std ( Ref 49 ), Area \* ( IS Conc. / IS Area )

Curve type: 2nd Order, Origin: Exclude, Weighting: 1/x, Axis trans: None

	# Name	Type	Std. Conc	RT	Area	IS Area	Response	Conc.	%Dev	Conc. Flag	CoD	CoD Flag	x=excluded
1	1 180315M1_2	Standard	0.250	5.76	95.658	17393.736	0.069	0.3	7.1	NO	0.999	NO	bb
2	2 180315M1_3	Standard	0.500	5.76	156.254	15194.970	0.129	0.6	13.3	NO	0.999	NO	bb
3	3 180315M1_4	Standard	1.000	5.76	261.255	15531.228	0.210	1.0	-2.5	NO	0.999	NO	bb
4	4 180315M1_5	Standard	2.000	5.76	599.872	19171.383	0.391	1.9	-6.2	NO	0.999	NO	bb
5	5 180315M1_6	Standard	5.000	5.76	1281.034	18954.592	0.845	4.1	-17.5	NO	0.999	NO	bb
6	6 180315M1_7	Standard	10.000	5.76	3316.785	19390.330	2.138	10.5	4.5	NO	0.999	NO	bb
7	7 180315M1_8	Standard	50.000	5.76	15309.479	17422.398	10.984	50.8	1.7	NO	0.999	NO	bb
8	8 180315M1_9	Standard	100.000	5.76	30239.361	16409.742	23.035	99.6	-0.4	NO	0.999	NO	bb
9	9 180315M1_10	Standard	250.000	5.76	62866.137	14579.660	53.899	204.2	-18.3	NO	0.999	NO	bbX
10	10 180315M1_11	Standard	500.000	5.76	119092.891	14843.424	100.291	330.5	-33.9	YES	0.999	NO	bbX



Dataset: F:\Projects\PFAS.PRO\Results\180315M1\180315M1-CRV.qld

Last Altered: Friday, March 16, 2018 10:07:42 Pacific Daylight Time

Printed: Friday, March 16, 2018 11:03:26 Pacific Daylight Time

**Compound name: PFD0A**

Coefficient of Determination:  $R^2 = 0.999618$

Calibration curve:  $0.000401717 * x^2 + 1.53405 * x + 0.209081$

Response type: Internal Std ( Ref 50 ), Area \* ( IS Conc. / IS Area )

Curve type: 2nd Order, Origin: Exclude, Weighting: 1/x, Axis trans: None

#	Name	Type	Std. Conc	RT	Area	IS Area	Response	Conc.	%Dev	Conc. Flag	CoD	CoD Flag	x=excluded
1	1 180315M1_2	Standard	0.250	6.00	550.623	13098.163	0.525	0.2	-17.5	NO	1.000	NO	MM
2	2 180315M1_3	Standard	0.500	6.00	1116.754	15219.173	0.917	0.5	-7.7	NO	1.000	NO	MM
3	3 180315M1_4	Standard	1.000	6.00	1896.792	12557.271	1.888	1.1	9.4	NO	1.000	NO	MM
4	4 180315M1_5	Standard	2.000	5.99	3953.418	14784.097	3.343	2.0	2.1	NO	1.000	NO	MM
5	5 180315M1_6	Standard	5.000	6.00	9505.756	14554.285	8.164	5.2	3.6	NO	1.000	NO	bb
6	6 180315M1_7	Standard	10.000	5.99	19961.131	14990.552	16.645	10.7	6.8	NO	1.000	NO	bb
7	7 180315M1_8	Standard	50.000	6.00	100174.313	15114.355	82.847	53.1	6.3	NO	1.000	NO	bb
8	8 180315M1_9	Standard	100.000	5.99	178756.109	14423.832	154.914	98.3	-1.7	NO	1.000	NO	bb
9	9 180315M1_10	Standard	250.000	5.99	399308.469	12430.919	401.528	245.8	-1.7	NO	1.000	NO	bb
10	10 180315M1_11	Standard	500.000	5.99	826922.625	11862.764	871.343	501.9	0.4	NO	1.000	NO	bb

**Compound name: N-MeFOSA**

Correlation coefficient:  $r = 0.996032$ ,  $r^2 = 0.992079$

Calibration curve:  $0.889615 * x + 0.484402$

Response type: Internal Std ( Ref 51 ), Area \* ( IS Conc. / IS Area )

Curve type: Linear, Origin: Include, Weighting: 1/x, Axis trans: None

#	Name	Type	Std. Conc	RT	Area	IS Area	Response	Conc.	%Dev	Conc. Flag	CoD	CoD Flag	x=excluded
1	1 180315M1_2	Standard	1.250	6.07	224.098	22387.975	1.501	1.1	-8.5	NO	0.992	NO	bb
2	2 180315M1_3	Standard	2.500	6.07	380.978	22667.992	2.521	2.3	-8.4	NO	0.992	NO	bb
3	3 180315M1_4	Standard	5.000	6.07	715.565	19969.832	5.375	5.5	9.9	NO	0.992	NO	bb
4	4 180315M1_5	Standard	10.000	6.07	1499.656	22192.693	10.136	10.8	8.5	NO	0.992	NO	bb
5	5 180315M1_6	Standard	25.000	6.07	3335.325	22287.188	22.448	24.7	-1.2	NO	0.992	NO	bb
6	6 180315M1_7	Standard	50.000	6.07	7851.714	22415.230	52.543	58.5	17.0	NO	0.992	NO	bb
7	7 180315M1_8	Standard	250.000	6.07	36871.559	21354.984	258.990	290.6	16.2	NO	0.992	NO	bb
8	8 180315M1_9	Standard	500.000	6.07	69786.883	21307.834	491.276	551.7	10.3	NO	0.992	NO	bb
9	9 180315M1_10	Standard	1250.000	6.07	161898.797	20292.633	1196.731	1344.7	7.6	NO	0.992	NO	bb
10	10 180315M1_11	Standard	2500.000	6.07	297742.719	21786.137	2049.992	2303.8	-7.8	NO	0.992	NO	bb

Dataset: F:\Projects\PFAS.PRO\Results\180315M1\180315M1-CRV.qld

Last Altered: Friday, March 16, 2018 10:07:42 Pacific Daylight Time

Printed: Friday, March 16, 2018 11:03:26 Pacific Daylight Time

**Compound name: PFTrDA**

Coefficient of Determination:  $R^2 = 0.998497$

Calibration curve:  $5.02644e-005 * x^2 + 1.58753 * x + 0.0929056$

Response type: Internal Std ( Ref 50 ), Area \* ( IS Conc. / IS Area )

Curve type: 2nd Order, Origin: Exclude, Weighting: 1/x, Axis trans: None

	# Name	Type	Std. Conc	RT	Area	IS Area	Response	Conc.	%Dev	Conc. Flag	CoD	CoD Flag	x=excluded
1	1 180315M1_2	Standard	0.250	6.24	502.069	13098.163	0.479	0.2	-2.7	NO	0.998	NO	MM
2	2 180315M1_3	Standard	0.500	6.24	1205.042	15219.173	0.990	0.6	13.0	NO	0.998	NO	bb
3	3 180315M1_4	Standard	1.000	6.24	1852.108	12557.271	1.844	1.1	10.3	NO	0.998	NO	bb
4	4 180315M1_5	Standard	2.000	6.24	3732.449	14784.097	3.156	1.9	-3.5	NO	0.998	NO	bb
5	5 180315M1_6	Standard	5.000	6.24	8133.269	14554.285	6.985	4.3	-13.2	NO	0.998	NO	bb
6	6 180315M1_7	Standard	10.000	6.23	19693.727	14990.552	16.422	10.3	2.8	NO	0.998	NO	bb
7	7 180315M1_8	Standard	50.000	6.24	90202.031	15114.355	74.600	46.9	-6.3	NO	0.998	NO	bb
8	8 180315M1_9	Standard	100.000	6.24	175011.156	14423.832	151.668	95.2	-4.8	NO	0.998	NO	bb
9	9 180315M1_10	Standard	250.000	6.23	419967.750	12430.919	422.302	263.8	5.5	NO	0.998	NO	bb
10	10 180315M1_11	Standard	500.000	6.24	756717.688	11862.764	797.367	494.5	-1.1	NO	0.998	NO	bb

**Compound name: PFTeDA**

Coefficient of Determination:  $R^2 = 0.995373$

Calibration curve:  $-0.00130941 * x^2 + 2.49421 * x + -0.0487896$

Response type: Internal Std ( Ref 52 ), Area \* ( IS Conc. / IS Area )

Curve type: 2nd Order, Origin: Exclude, Weighting: 1/x, Axis trans: None

	# Name	Type	Std. Conc	RT	Area	IS Area	Response	Conc.	%Dev	Conc. Flag	CoD	CoD Flag	x=excluded
1	1 180315M1_2	Standard	0.250	6.44	417.035	9231.238	0.565	0.2	-1.6	NO	0.995	NO	bb
2	2 180315M1_3	Standard	0.500	6.44	851.166	8305.675	1.281	0.5	6.7	NO	0.995	NO	bb
3	3 180315M1_4	Standard	1.000	6.44	1555.527	7224.313	2.691	1.1	9.9	NO	0.995	NO	bb
4	4 180315M1_5	Standard	2.000	6.44	3029.546	7910.817	4.787	1.9	-3.0	NO	0.995	NO	bb
5	5 180315M1_6	Standard	5.000	6.44	7297.631	8301.636	10.988	4.4	-11.3	NO	0.995	NO	bb
6	6 180315M1_7	Standard	10.000	6.43	16167.050	8474.161	23.848	9.6	-3.7	NO	0.995	NO	bb
7	7 180315M1_8	Standard	50.000	6.44	73579.477	8022.760	114.642	47.1	-5.7	NO	0.995	NO	bb
8	8 180315M1_9	Standard	100.000	6.44	133375.688	6201.096	268.855	114.7	14.7	NO	0.995	NO	bb
9	9 180315M1_10	Standard	250.000	6.44	313794.719	7753.232	505.910	230.8	-7.7	NO	0.995	NO	bb
10	10 180315M1_11	Standard	500.000	6.43	579427.250	7773.155	931.776	510.3	2.1	NO	0.995	NO	bb

Dataset: F:\Projects\PFAS.PRO\Results\180315M1\180315M1-CRV.qld

Last Altered: Friday, March 16, 2018 10:07:42 Pacific Daylight Time

Printed: Friday, March 16, 2018 11:03:26 Pacific Daylight Time

**Compound name: N-EtFOSA**

Coefficient of Determination: R<sup>2</sup> = 0.999740

Calibration curve:  $-1.49288e-005 * x^2 + 0.893704 * x + 0.163911$

Response type: Internal Std ( Ref 53 ), Area \* ( IS Conc. / IS Area )

Curve type: 2nd Order, Origin: Exclude, Weighting: 1/x, Axis trans: None

	# Name	Type	Std. Conc	RT	Area	IS Area	Response	Conc.	%Dev	Conc. Flag	CoD	CoD Flag	x=excluded
1	1 180315M1_2	Standard	1.250	6.44	243.024	32406.793	1.125	1.1	-14.0	NO	1.000	NO	bb
2	2 180315M1_3	Standard	2.500	6.44	574.121	32689.701	2.634	2.8	10.6	NO	1.000	NO	bb
3	3 180315M1_4	Standard	5.000	6.44	893.008	29717.260	4.508	4.9	-2.8	NO	1.000	NO	bb
4	4 180315M1_5	Standard	10.000	6.44	2084.831	31729.750	9.856	10.8	8.5	NO	1.000	NO	bb
5	5 180315M1_6	Standard	25.000	6.44	4423.147	31884.801	20.808	23.1	-7.6	NO	1.000	NO	bb
6	6 180315M1_7	Standard	50.000	6.44	9950.394	32609.957	45.770	51.1	2.1	NO	1.000	NO	bb
7	7 180315M1_8	Standard	250.000	6.44	47545.082	30600.619	233.059	261.7	4.7	NO	1.000	NO	bb
8	8 180315M1_9	Standard	500.000	6.44	87655.008	29797.750	441.250	497.7	-0.5	NO	1.000	NO	bb
9	9 180315M1_10	Standard	1250.000	6.44	192570.969	26782.033	1078.546	1232.0	-1.4	NO	1.000	NO	bb
10	10 180315M1_11	Standard	2500.000	6.44	338655.375	23646.998	2148.193	2508.6	0.3	NO	1.000	NO	MM

**Compound name: PFHxDA**

Coefficient of Determination: R<sup>2</sup> = 0.999217

Calibration curve:  $-0.000214215 * x^2 + 0.464667 * x + 0.0664171$

Response type: Internal Std ( Ref 54 ), Area \* ( IS Conc. / IS Area )

Curve type: 2nd Order, Origin: Exclude, Weighting: 1/x, Axis trans: None

	# Name	Type	Std. Conc	RT	Area	IS Area	Response	Conc.	%Dev	Conc. Flag	CoD	CoD Flag	x=excluded
1	1 180315M1_2	Standard	0.250	6.74	242.844	6740.601	0.180	0.2	-2.1	NO	0.999	NO	bb
2	2 180315M1_3	Standard	0.500	6.74	453.741	7625.719	0.298	0.5	-0.5	NO	0.999	NO	bb
3	3 180315M1_4	Standard	1.000	6.74	627.568	6325.561	0.496	0.9	-7.5	NO	0.999	NO	bb
4	4 180315M1_5	Standard	2.000	6.74	1436.142	6605.852	1.087	2.2	9.9	NO	0.999	NO	bb
5	5 180315M1_6	Standard	5.000	6.74	2973.635	6753.148	2.202	4.6	-7.9	NO	0.999	NO	bb
6	6 180315M1_7	Standard	10.000	6.73	6501.122	6598.021	4.927	10.5	5.1	NO	0.999	NO	bb
7	7 180315M1_8	Standard	50.000	6.74	31486.814	6779.603	23.222	51.0	2.1	NO	0.999	NO	bb
8	8 180315M1_9	Standard	100.000	6.73	64978.566	7055.319	46.049	103.9	3.9	NO	0.999	NO	bb
9	9 180315M1_10	Standard	250.000	6.73	133565.781	6734.695	99.162	239.8	-4.1	NO	0.999	NO	bb
10	10 180315M1_11	Standard	500.000	6.73	257481.594	7140.101	180.307	505.9	1.2	NO	0.999	NO	bb

Dataset: F:\Projects\PFAS.PRO\Results\180315M1\180315M1-CRV.qld

Last Altered: Friday, March 16, 2018 10:07:42 Pacific Daylight Time

Printed: Friday, March 16, 2018 11:03:26 Pacific Daylight Time

**Compound name: PFOA**

Coefficient of Determination:  $R^2 = 0.999790$

Calibration curve:  $-0.000483474 * x^2 + 1.11219 * x + 0.0533636$

Response type: Internal Std ( Ref 54 ), Area \* ( IS Conc. / IS Area )

Curve type: 2nd Order, Origin: Include, Weighting: 1/x, Axis trans: None

#	Name	Type	Std. Conc	RT	Area	IS Area	Response	Conc.	%Dev	Conc. Flag	CoD	CoD Flag	x=excluded
1	1 180315M1_2	Standard	0.250	6.96	480.219	6740.601	0.356	0.3	8.9	NO	1.000	NO	bb
2	2 180315M1_3	Standard	0.500	6.95	1012.961	7625.719	0.664	0.5	9.9	NO	1.000	NO	bb
3	3 180315M1_4	Standard	1.000	6.95	1387.084	6325.561	1.096	0.9	-6.2	NO	1.000	NO	bb
4	4 180315M1_5	Standard	2.000	6.95	3235.675	6605.852	2.449	2.2	7.8	NO	1.000	NO	bb
5	5 180315M1_6	Standard	5.000	6.95	6999.907	6753.148	5.183	4.6	-7.6	NO	1.000	NO	bb
6	6 180315M1_7	Standard	10.000	6.95	15652.080	6598.021	11.861	10.7	6.7	NO	1.000	NO	bb
7	7 180315M1_8	Standard	50.000	6.95	74628.703	6779.603	55.039	50.6	1.1	NO	1.000	NO	bb
8	8 180315M1_9	Standard	100.000	6.95	147678.266	7055.319	104.657	98.2	-1.8	NO	1.000	NO	bb
9	9 180315M1_10	Standard	250.000	6.95	334986.813	6734.695	248.702	250.9	0.4	NO	1.000	NO	bb
10	10 180315M1_11	Standard	500.000	6.95	621411.250	7140.101	435.156	499.8	-0.0	NO	1.000	NO	bb

**Compound name: N-MeFOSE**

Correlation coefficient:  $r = 0.998150$ ,  $r^2 = 0.996303$

Calibration curve:  $0.931243 * x + -0.26682$

Response type: Internal Std ( Ref 55 ), Area \* ( IS Conc. / IS Area )

Curve type: Linear, Origin: Exclude, Weighting: 1/x, Axis trans: None

#	Name	Type	Std. Conc	RT	Area	IS Area	Response	Conc.	%Dev	Conc. Flag	CoD	CoD Flag	x=excluded
1	1 180315M1_2	Standard	1.250	6.55	182.079	28065.998	0.973	1.3	6.5	NO	0.996	NO	bb
2	2 180315M1_3	Standard	2.500	6.55	376.670	31126.689	1.815	2.2	-10.6	NO	0.996	NO	bb
3	3 180315M1_4	Standard	5.000	6.54	661.010	21446.781	4.623	5.3	5.0	NO	0.996	NO	MM
4	4 180315M1_5	Standard	10.000	6.55	1712.240	25845.971	9.937	11.0	9.6	NO	0.996	NO	bb
5	5 180315M1_6	Standard	25.000	6.55	3658.301	24850.598	22.082	24.0	-4.0	NO	0.996	NO	bb
6	6 180315M1_7	Standard	50.000	6.54	7788.348	28754.293	40.629	43.9	-12.2	NO	0.996	NO	bb
7	7 180315M1_8	Standard	250.000	6.55	44949.684	24857.613	271.243	291.6	16.6	NO	0.996	NO	bb
8	8 180315M1_9	Standard	500.000	6.55	81971.781	28997.629	424.027	455.6	-8.9	NO	0.996	NO	bb
9	9 180315M1_10	Standard	1250.000	6.55	195268.797	26476.393	1106.281	1188.2	-4.9	NO	0.996	NO	bb
10	10 180315M1_11	Standard	2500.000	6.55	371813.938	23300.332	2393.618	2570.6	2.8	NO	0.996	NO	bb

Dataset: F:\Projects\PFAS.PRO\Results\180315M1\180315M1-CRV.qld

Last Altered: Friday, March 16, 2018 10:07:42 Pacific Daylight Time

Printed: Friday, March 16, 2018 11:03:26 Pacific Daylight Time

**Compound name: N-EtFOSE**

Coefficient of Determination:  $R^2 = 0.996283$

Calibration curve:  $-5.68208e-006 * x^2 + 1.14654 * x + -0.21115$

Response type: Internal Std ( Ref 56 ), Area \* ( IS Conc. / IS Area )

Curve type: 2nd Order, Origin: Exclude, Weighting: 1/x, Axis trans: None

	# Name	Type	Std. Conc	RT	Area	IS Area	Response	Conc.	%Dev	Conc. Flag	CoD	CoD Flag	x=excluded
1	1 180315M1_2	Standard	1.250	6.69	271.725	24960.541	1.633	1.6	28.7	NO	0.996	NO	bb
2	2 180315M1_3	Standard	2.500	6.69	473.464	24714.217	2.874	2.7	7.6	NO	0.996	NO	bb
3	3 180315M1_4	Standard	5.000	6.69	933.087	24449.135	5.725	5.2	3.5	NO	0.996	NO	bb
4	4 180315M1_5	Standard	10.000	6.69	1857.015	23589.037	11.809	10.5	4.8	NO	0.996	NO	bb
5	5 180315M1_6	Standard	25.000	6.69	3561.019	25952.736	20.582	18.1	-27.5	NO	0.996	NO	bb
6	6 180315M1_7	Standard	50.000	6.69	8247.200	24454.232	50.588	44.3	-11.4	NO	0.996	NO	bb
7	7 180315M1_8	Standard	250.000	6.69	43370.926	23844.504	272.836	238.4	-4.6	NO	0.996	NO	bb
8	8 180315M1_9	Standard	500.000	6.69	87316.359	24939.111	525.177	459.3	-8.1	NO	0.996	NO	bb
9	9 180315M1_10	Standard	1250.000	6.69	225195.344	21823.795	1547.820	1359.3	8.7	NO	0.996	NO	MM
10	10 180315M1_11	Standard	2500.000	6.69	414968.313	22393.738	2779.583	2454.4	-1.8	NO	0.996	NO	bb

**Compound name: 13C3-PFBA**

Response Factor: 0.877544

RRF SD: 0.0168939, Relative SD: 1.92514

Response type: Internal Std ( Ref 57 ), Area \* ( IS Conc. / IS Area )

Curve type: RF

	# Name	Type	Std. Conc	RT	Area	IS Area	Response	Conc.	%Dev	Conc. Flag	CoD	CoD Flag	x=excluded
1	1 180315M1_2	Standard	12.500	1.73	10637.174	11749.026	11.317	12.9	3.2	NO		NO	MM
2	2 180315M1_3	Standard	12.500	1.73	10236.662	11712.288	10.925	12.4	-0.4	NO		NO	MM
3	3 180315M1_4	Standard	12.500	1.73	9242.907	10524.882	10.977	12.5	0.1	NO		NO	MM
4	4 180315M1_5	Standard	12.500	1.73	10287.565	11376.701	11.303	12.9	3.0	NO		NO	MM
5	5 180315M1_6	Standard	12.500	1.72	10059.511	11450.450	10.982	12.5	0.1	NO		NO	MM
6	6 180315M1_7	Standard	12.500	1.72	10179.866	11549.061	11.018	12.6	0.4	NO		NO	MM
7	7 180315M1_8	Standard	12.500	1.72	9956.119	11375.417	10.940	12.5	-0.3	NO		NO	MM
8	8 180315M1_9	Standard	12.500	1.72	9972.208	11669.888	10.682	12.2	-2.6	NO		NO	MM
9	9 180315M1_10	Standard	12.500	1.72	9622.752	11115.111	10.822	12.3	-1.3	NO		NO	MM
10	10 180315M1_11	Standard	12.500	1.72	9935.011	11577.448	10.727	12.2	-2.2	NO		NO	MM

Dataset: F:\Projects\PFAS.PRO\Results\180315M1\180315M1-CRV.qld

Last Altered: Friday, March 16, 2018 10:07:42 Pacific Daylight Time

Printed: Friday, March 16, 2018 11:03:26 Pacific Daylight Time

**Compound name: 13C3-PFPeA**

Response Factor: 0.844142

RRF SD: 0.0246907, Relative SD: 2.92495

Response type: Internal Std ( Ref 58 ), Area \* ( IS Conc. / IS Area )

Curve type: RF

#	Name	Type	Std. Conc	RT	Area	IS Area	Response	Conc.	%Dev	Conc. Flag	CoD	CoD Flag	x=excluded
1	1 180315M1_2	Standard	12.500	2.71	14197.373	16112.028	11.015	13.0	4.4	NO		NO	bb
2	2 180315M1_3	Standard	12.500	2.70	13585.014	15864.317	10.704	12.7	1.4	NO		NO	bb
3	3 180315M1_4	Standard	12.500	2.71	12143.538	14602.479	10.395	12.3	-1.5	NO		NO	bb
4	4 180315M1_5	Standard	12.500	2.70	13873.769	15685.181	11.056	13.1	4.8	NO		NO	bb
5	5 180315M1_6	Standard	12.500	2.70	13344.222	15769.968	10.577	12.5	0.2	NO		NO	bb
6	6 180315M1_7	Standard	12.500	2.70	13399.960	16038.954	10.443	12.4	-1.0	NO		NO	bb
7	7 180315M1_8	Standard	12.500	2.70	12781.801	15545.111	10.278	12.2	-2.6	NO		NO	bb
8	8 180315M1_9	Standard	12.500	2.70	12485.520	15522.238	10.055	11.9	-4.7	NO		NO	bb
9	9 180315M1_10	Standard	12.500	2.70	12484.213	14877.364	10.489	12.4	-0.6	NO		NO	bb
10	10 180315M1_11	Standard	12.500	2.70	12435.281	14796.569	10.505	12.4	-0.4	NO		NO	bb

**Compound name: 13C3-PFBS**

Response Factor: 0.103307

RRF SD: 0.0042772, Relative SD: 4.14029

Response type: Internal Std ( Ref 58 ), Area \* ( IS Conc. / IS Area )

Curve type: RF

#	Name	Type	Std. Conc	RT	Area	IS Area	Response	Conc.	%Dev	Conc. Flag	CoD	CoD Flag	x=excluded
1	1 180315M1_2	Standard	12.500	2.97	1614.721	16112.028	1.253	12.1	-3.0	NO		NO	bb
2	2 180315M1_3	Standard	12.500	2.97	1746.310	15864.317	1.376	13.3	6.6	NO		NO	bb
3	3 180315M1_4	Standard	12.500	2.97	1452.982	14602.479	1.244	12.0	-3.7	NO		NO	bb
4	4 180315M1_5	Standard	12.500	2.97	1716.583	15685.181	1.368	13.2	5.9	NO		NO	bb
5	5 180315M1_6	Standard	12.500	2.97	1647.920	15769.968	1.306	12.6	1.2	NO		NO	bb
6	6 180315M1_7	Standard	12.500	2.97	1642.206	16038.954	1.280	12.4	-0.9	NO		NO	bb
7	7 180315M1_8	Standard	12.500	2.97	1622.487	15545.111	1.305	12.6	1.0	NO		NO	bb
8	8 180315M1_9	Standard	12.500	2.97	1619.668	15522.238	1.304	12.6	1.0	NO		NO	bb
9	9 180315M1_10	Standard	12.500	2.97	1518.556	14877.364	1.276	12.4	-1.2	NO		NO	bb
10	10 180315M1_11	Standard	12.500	2.97	1422.735	14796.569	1.202	11.6	-6.9	NO		NO	bb

Dataset: F:\Projects\PFAS.PRO\Results\180315M1\180315M1-CRV.qld

Last Altered: Friday, March 16, 2018 10:07:42 Pacific Daylight Time  
 Printed: Friday, March 16, 2018 11:03:26 Pacific Daylight Time

**Compound name: 13C2-PFHxA**

Response Factor: 0.740783

RRF SD: 0.0217445, Relative SD: 2.93535

Response type: Internal Std ( Ref 58 ), Area \* ( IS Conc. / IS Area )

Curve type: RF

	# Name	Type	Std. Conc	RT	Area	IS Area	Response	Conc.	%Dev	Conc. Flag	CoD	CoD Flag	x=excluded
1	1 180315M1_2	Standard	5.000	3.47	4898.385	16112.028	3.800	5.1	2.6	NO		NO	bb
2	2 180315M1_3	Standard	5.000	3.47	4748.076	15864.317	3.741	5.1	1.0	NO		NO	bb
3	3 180315M1_4	Standard	5.000	3.47	4407.436	14602.479	3.773	5.1	1.9	NO		NO	bb
4	4 180315M1_5	Standard	5.000	3.46	4482.766	15685.181	3.572	4.8	-3.5	NO		NO	bb
5	5 180315M1_6	Standard	5.000	3.46	4719.201	15769.968	3.741	5.0	1.0	NO		NO	bb
6	6 180315M1_7	Standard	5.000	3.47	4686.432	16038.954	3.652	4.9	-1.4	NO		NO	bb
7	7 180315M1_8	Standard	5.000	3.46	4310.808	15545.111	3.466	4.7	-6.4	NO		NO	bb
8	8 180315M1_9	Standard	5.000	3.46	4636.526	15522.238	3.734	5.0	0.8	NO		NO	bb
9	9 180315M1_10	Standard	5.000	3.46	4523.645	14877.364	3.801	5.1	2.6	NO		NO	bb
10	10 180315M1_11	Standard	5.000	3.46	4448.989	14796.569	3.758	5.1	1.5	NO		NO	bb

**Compound name: 13C4-PFHpA**

Response Factor: 0.726081

RRF SD: 0.03353, Relative SD: 4.61794

Response type: Internal Std ( Ref 58 ), Area \* ( IS Conc. / IS Area )

Curve type: RF

	# Name	Type	Std. Conc	RT	Area	IS Area	Response	Conc.	%Dev	Conc. Flag	CoD	CoD Flag	x=excluded
1	1 180315M1_2	Standard	12.500	4.09	11412.401	16112.028	8.854	12.2	-2.4	NO		NO	bb
2	2 180315M1_3	Standard	12.500	4.09	12605.755	15864.317	9.932	13.7	9.4	NO		NO	bb
3	3 180315M1_4	Standard	12.500	4.09	10534.352	14602.479	9.018	12.4	-0.6	NO		NO	bb
4	4 180315M1_5	Standard	12.500	4.09	11341.000	15685.181	9.038	12.4	-0.4	NO		NO	bb
5	5 180315M1_6	Standard	12.500	4.09	11580.088	15769.968	9.179	12.6	1.1	NO		NO	bb
6	6 180315M1_7	Standard	12.500	4.09	12373.299	16038.954	9.643	13.3	6.2	NO		NO	bb
7	7 180315M1_8	Standard	12.500	4.09	10947.786	15545.111	8.803	12.1	-3.0	NO		NO	bb
8	8 180315M1_9	Standard	12.500	4.09	10763.335	15522.238	8.668	11.9	-4.5	NO		NO	bb
9	9 180315M1_10	Standard	12.500	4.09	10728.290	14877.364	9.014	12.4	-0.7	NO		NO	bb
10	10 180315M1_11	Standard	12.500	4.08	10193.302	14796.569	8.611	11.9	-5.1	NO		NO	bb

Dataset: F:\Projects\PFAS.PRO\Results\180315M1\180315M1-CRV.qld

Last Altered: Friday, March 16, 2018 10:07:42 Pacific Daylight Time

Printed: Friday, March 16, 2018 11:03:26 Pacific Daylight Time

**Compound name: 1802-PFHxS**

Response Factor: 0.368135

RRF SD: 0.0269947, Relative SD: 7.33282

Response type: Internal Std ( Ref 59 ), Area \* ( IS Conc. / IS Area )

Curve type: RF

	# Name	Type	Std. Conc	RT	Area	IS Area	Response	Conc.	%Dev	Conc. Flag	CoD	CoD Flag	x=excluded
1	1 180315M1_2	Standard	12.500	4.23	1297.956	3413.888	4.752	12.9	3.3	NO		NO	bb
2	2 180315M1_3	Standard	12.500	4.23	1379.977	3411.583	5.056	13.7	9.9	NO		NO	bb
3	3 180315M1_4	Standard	12.500	4.23	1031.079	3112.906	4.140	11.2	-10.0	NO		NO	bb
4	4 180315M1_5	Standard	12.500	4.22	1332.094	3451.450	4.824	13.1	4.8	NO		NO	bb
5	5 180315M1_6	Standard	12.500	4.23	1283.286	3331.297	4.815	13.1	4.6	NO		NO	bb
6	6 180315M1_7	Standard	12.500	4.23	1249.310	3557.379	4.390	11.9	-4.6	NO		NO	bb
7	7 180315M1_8	Standard	12.500	4.23	1188.915	3405.497	4.364	11.9	-5.2	NO		NO	bb
8	8 180315M1_9	Standard	12.500	4.22	1139.626	3443.462	4.137	11.2	-10.1	NO		NO	bb
9	9 180315M1_10	Standard	12.500	4.23	1229.230	3068.390	5.008	13.6	8.8	NO		NO	bb
10	10 180315M1_11	Standard	12.500	4.22	1070.514	2954.073	4.530	12.3	-1.6	NO		NO	bb

**Compound name: 13C2-6:2 FTS**

Response Factor: 0.265028

RRF SD: 0.0287898, Relative SD: 10.8629

Response type: Internal Std ( Ref 60 ), Area \* ( IS Conc. / IS Area )

Curve type: RF

	# Name	Type	Std. Conc	RT	Area	IS Area	Response	Conc.	%Dev	Conc. Flag	CoD	CoD Flag	x=excluded
1	1 180315M1_2	Standard	12.500	4.55	3997.604	17521.406	2.852	10.8	-13.9	NO		NO	bb
2	2 180315M1_3	Standard	12.500	4.55	3961.223	15189.136	3.260	12.3	-1.6	NO		NO	bb
3	3 180315M1_4	Standard	12.500	4.55	4004.267	13480.495	3.713	14.0	12.1	NO		NO	bb
4	4 180315M1_5	Standard	12.500	4.55	4220.279	15725.683	3.355	12.7	1.3	NO		NO	bb
5	5 180315M1_6	Standard	12.500	4.55	4014.977	16575.025	3.028	11.4	-8.6	NO		NO	bb
6	6 180315M1_7	Standard	12.500	4.55	3790.386	16212.940	2.922	11.0	-11.8	NO		NO	bb
7	7 180315M1_8	Standard	12.500	4.55	4429.573	15398.024	3.596	13.6	8.5	NO		NO	bb
8	8 180315M1_9	Standard	12.500	4.55	4954.976	16397.607	3.777	14.3	14.0	NO		NO	bb
9	9 180315M1_10	Standard	12.500	4.55	6670.838	14113.081	5.908	22.3	78.3	NO		NO	bbX
10	10 180315M1_11	Standard	12.500	4.55	9711.030	14739.683	8.235	31.1	148.6	NO		NO	bbX



Dataset: F:\Projects\PFAS.PRO\Results\180315M1\180315M1-CRV.qld

Last Altered: Friday, March 16, 2018 10:07:42 Pacific Daylight Time

Printed: Friday, March 16, 2018 11:03:26 Pacific Daylight Time

**Compound name: 13C2-PFOA**

Response Factor: 0.987091

RRF SD: 0.072593, Relative SD: 7.35424

Response type: Internal Std ( Ref 60 ), Area \* ( IS Conc. / IS Area )

Curve type: RF

#	Name	Type	Std. Conc	RT	Area	IS Area	Response	Conc.	%Dev	Conc. Flag	CoD	CoD Flag	x=excluded
1	1 180315M1_2	Standard	12.500	4.60	16163.360	17521.406	11.531	11.7	-6.5	NO		NO	bb
2	2 180315M1_3	Standard	12.500	4.60	14885.491	15189.136	12.250	12.4	-0.7	NO		NO	bb
3	3 180315M1_4	Standard	12.500	4.61	15681.163	13480.495	14.541	14.7	17.8	NO		NO	bb
4	4 180315M1_5	Standard	12.500	4.60	15871.698	15725.683	12.616	12.8	2.2	NO		NO	bb
5	5 180315M1_6	Standard	12.500	4.60	15225.166	16575.025	11.482	11.6	-6.9	NO		NO	bb
6	6 180315M1_7	Standard	12.500	4.60	16942.223	16212.940	13.062	13.2	5.9	NO		NO	bb
7	7 180315M1_8	Standard	12.500	4.60	14714.820	15398.024	11.945	12.1	-3.2	NO		NO	bb
8	8 180315M1_9	Standard	12.500	4.60	15625.057	16397.607	11.911	12.1	-3.5	NO		NO	bb
9	9 180315M1_10	Standard	12.500	4.60	13718.174	14113.081	12.150	12.3	-1.5	NO		NO	bb
10	10 180315M1_11	Standard	12.500	4.60	14029.131	14739.683	11.897	12.1	-3.6	NO		NO	bb

**Compound name: 13C5-PFNA**

Response Factor: 0.966818

RRF SD: 0.0502143, Relative SD: 5.19377

Response type: Internal Std ( Ref 61 ), Area \* ( IS Conc. / IS Area )

Curve type: RF

#	Name	Type	Std. Conc	RT	Area	IS Area	Response	Conc.	%Dev	Conc. Flag	CoD	CoD Flag	x=excluded
1	1 180315M1_2	Standard	12.500	5.03	17286.031	18116.150	11.927	12.3	-1.3	NO		NO	bb
2	2 180315M1_3	Standard	12.500	5.03	18111.598	19228.893	11.774	12.2	-2.6	NO		NO	bb
3	3 180315M1_4	Standard	12.500	5.03	16357.852	17149.264	11.923	12.3	-1.3	NO		NO	bb
4	4 180315M1_5	Standard	12.500	5.03	17634.631	16880.592	13.058	13.5	8.1	NO		NO	bb
5	5 180315M1_6	Standard	12.500	5.03	17595.814	18208.813	12.079	12.5	-0.0	NO		NO	bb
6	6 180315M1_7	Standard	12.500	5.03	18345.322	17305.244	13.251	13.7	9.6	NO		NO	bb
7	7 180315M1_8	Standard	12.500	5.03	15683.376	16104.118	12.173	12.6	0.7	NO		NO	bb
8	8 180315M1_9	Standard	12.500	5.03	14795.807	16565.578	11.165	11.5	-7.6	NO		NO	bb
9	9 180315M1_10	Standard	12.500	5.03	15243.605	16321.566	11.674	12.1	-3.4	NO		NO	bb
10	10 180315M1_11	Standard	12.500	5.03	15771.242	16668.766	11.827	12.2	-2.1	NO		NO	bb

Dataset: F:\Projects\PFAS.PRO\Results\180315M1\180315M1-CRV.qld

Last Altered: Friday, March 16, 2018 10:07:42 Pacific Daylight Time  
 Printed: Friday, March 16, 2018 11:03:26 Pacific Daylight Time

**Compound name: 13C8-PFOSA**

Response Factor: 0.235027

RRF SD: 0.0133601, Relative SD: 5.68451

Response type: Internal Std ( Ref 64 ), Area \* ( IS Conc. / IS Area )

Curve type: RF

	# Name	Type	Std. Conc	RT	Area	IS Area	Response	Conc.	%Dev	Conc. Flag	CoD	CoD Flag	x=excluded
1	1 180315M1_2	Standard	12.500	5.09	4123.942	16898.314	3.051	13.0	3.8	NO		NO	bb
2	2 180315M1_3	Standard	12.500	5.10	4186.257	18164.236	2.881	12.3	-1.9	NO		NO	bb
3	3 180315M1_4	Standard	12.500	5.10	3511.453	14230.730	3.084	13.1	5.0	NO		NO	bb
4	4 180315M1_5	Standard	12.500	5.09	3670.117	17803.178	2.577	11.0	-12.3	NO		NO	bb
5	5 180315M1_6	Standard	12.500	5.10	3929.096	15443.078	3.180	13.5	8.3	NO		NO	bb
6	6 180315M1_7	Standard	12.500	5.09	4072.803	17719.244	2.873	12.2	-2.2	NO		NO	bb
7	7 180315M1_8	Standard	12.500	5.09	3666.156	15077.483	3.039	12.9	3.5	NO		NO	bb
8	8 180315M1_9	Standard	12.500	5.09	3648.040	16055.008	2.840	12.1	-3.3	NO		NO	bb
9	9 180315M1_10	Standard	12.500	5.09	3415.036	14539.334	2.936	12.5	-0.1	NO		NO	bb
10	10 180315M1_11	Standard	12.500	5.09	3155.367	13523.697	2.917	12.4	-0.7	NO		NO	bb

**Compound name: 13C8-PFOS**

Response Factor: 1.03979

RRF SD: 0.0808957, Relative SD: 7.78001

Response type: Internal Std ( Ref 62 ), Area \* ( IS Conc. / IS Area )

Curve type: RF

	# Name	Type	Std. Conc	RT	Area	IS Area	Response	Conc.	%Dev	Conc. Flag	CoD	CoD Flag	x=excluded
1	1 180315M1_2	Standard	12.500	5.11	3955.339	3638.859	13.587	13.1	4.5	NO		NO	bb
2	2 180315M1_3	Standard	12.500	5.11	3837.279	3415.333	14.044	13.5	8.1	NO		NO	bb
3	3 180315M1_4	Standard	12.500	5.11	3552.132	3201.930	13.867	13.3	6.7	NO		NO	bb
4	4 180315M1_5	Standard	12.500	5.11	3473.148	3590.579	12.091	11.6	-7.0	NO		NO	bb
5	5 180315M1_6	Standard	12.500	5.11	3287.897	3593.411	11.437	11.0	-12.0	NO		NO	bb
6	6 180315M1_7	Standard	12.500	5.11	3890.636	3594.026	13.532	13.0	4.1	NO		NO	bb
7	7 180315M1_8	Standard	12.500	5.11	3337.129	2968.831	14.051	13.5	8.1	NO		NO	bb
8	8 180315M1_9	Standard	12.500	5.11	3428.595	3204.494	13.374	12.9	2.9	NO		NO	bb
9	9 180315M1_10	Standard	12.500	5.11	2972.819	3182.061	11.678	11.2	-10.2	NO		NO	bb
10	10 180315M1_11	Standard	12.500	5.11	3025.656	3071.823	12.312	11.8	-5.3	NO		NO	bb

Dataset: F:\Projects\PFAS.PRO\Results\180315M1\180315M1-CRV.qld

Last Altered: Friday, March 16, 2018 10:07:42 Pacific Daylight Time

Printed: Friday, March 16, 2018 11:03:26 Pacific Daylight Time

**Compound name: 13C2-PFDA**

Response Factor: 1.20434

RRF SD: 0.070364, Relative SD: 5.84255

Response type: Internal Std ( Ref 63 ), Area \* ( IS Conc. / IS Area )

Curve type: RF

#	Name	Type	Std. Conc	RT	Area	IS Area	Response	Conc.	%Dev	Conc. Flag	CoD	CoD Flag	x=excluded
1	180315M1_2	Standard	12.500	5.40	17608.984	13610.344	16.172	13.4	7.4	NO		NO	bb
2	180315M1_3	Standard	12.500	5.40	14541.352	12723.691	14.286	11.9	-5.1	NO		NO	bb
3	180315M1_4	Standard	12.500	5.40	15789.702	13356.395	14.777	12.3	-1.8	NO		NO	bb
4	180315M1_5	Standard	12.500	5.40	17637.537	13921.135	15.837	13.1	5.2	NO		NO	bb
5	180315M1_6	Standard	12.500	5.40	15816.229	14798.941	13.359	11.1	-11.3	NO		NO	bb
6	180315M1_7	Standard	12.500	5.40	17430.396	14112.831	15.438	12.8	2.6	NO		NO	bb
7	180315M1_8	Standard	12.500	5.40	14890.774	12850.813	14.484	12.0	-3.8	NO		NO	bb
8	180315M1_9	Standard	12.500	5.40	15844.327	13269.421	14.926	12.4	-0.9	NO		NO	bb
9	180315M1_10	Standard	12.500	5.40	15248.778	11853.218	16.081	13.4	6.8	NO		NO	bb
10	180315M1_11	Standard	12.500	5.40	13387.845	11023.288	15.181	12.6	0.8	NO		NO	bb

**Compound name: 13C2-8:2 FTS**

Response Factor: 0.168017

RRF SD: 0.0210263, Relative SD: 12.5144

Response type: Internal Std ( Ref 58 ), Area \* ( IS Conc. / IS Area )

Curve type: RF

#	Name	Type	Std. Conc	RT	Area	IS Area	Response	Conc.	%Dev	Conc. Flag	CoD	CoD Flag	x=excluded
1	180315M1_2	Standard	12.500	5.38	2769.275	16112.028	2.148	12.8	2.3	NO		NO	bb
2	180315M1_3	Standard	12.500	5.38	2752.152	15864.317	2.169	12.9	3.3	NO		NO	bb
3	180315M1_4	Standard	12.500	5.37	2356.840	14602.479	2.017	12.0	-3.9	NO		NO	bb
4	180315M1_5	Standard	12.500	5.37	2352.200	15685.181	1.875	11.2	-10.7	NO		NO	bb
5	180315M1_6	Standard	12.500	5.38	2569.981	15769.968	2.037	12.1	-3.0	NO		NO	bb
6	180315M1_7	Standard	12.500	5.37	2381.954	16038.954	1.856	11.0	-11.6	NO		NO	bb
7	180315M1_8	Standard	12.500	5.38	2499.442	15545.111	2.010	12.0	-4.3	NO		NO	bb
8	180315M1_9	Standard	12.500	5.37	3339.687	15522.238	2.689	16.0	28.1	NO		NO	bb
9	180315M1_10	Standard	12.500	5.37	4880.445	14877.364	4.101	24.4	95.2	NO		NO	bbX
10	180315M1_11	Standard	12.500	5.37	6266.536	14796.569	5.294	31.5	152.1	NO		NO	bbX

Dataset: F:\Projects\PFAS.PRO\Results\180315M1\180315M1-CRV.qld

Last Altered: Friday, March 16, 2018 10:07:42 Pacific Daylight Time  
 Printed: Friday, March 16, 2018 11:03:26 Pacific Daylight Time

**Compound name: d3-N-MeFOSAA**

Response Factor: 0.465476

RRF SD: 0.0324014, Relative SD: 6.96091

Response type: Internal Std ( Ref 64 ), Area \* ( IS Conc. / IS Area )

Curve type: RF

	# Name	Type	Std. Conc	RT	Area	IS Area	Response	Conc.	%Dev	Conc. Flag	CoD	CoD Flag	x=excluded
1	1 180315M1_2	Standard	12.500	5.54	7641.137	16898.314	5.652	12.1	-2.9	NO		NO	bb
2	2 180315M1_3	Standard	12.500	5.55	8170.579	18164.236	5.623	12.1	-3.4	NO		NO	bb
3	3 180315M1_4	Standard	12.500	5.55	7223.044	14230.730	6.345	13.6	9.0	NO		NO	bb
4	4 180315M1_5	Standard	12.500	5.54	8040.815	17803.178	5.646	12.1	-3.0	NO		NO	bb
5	5 180315M1_6	Standard	12.500	5.55	7803.960	15443.078	6.317	13.6	8.6	NO		NO	bb
6	6 180315M1_7	Standard	12.500	5.54	7432.465	17719.244	5.243	11.3	-9.9	NO		NO	bb
7	7 180315M1_8	Standard	12.500	5.54	7284.738	15077.483	6.039	13.0	3.8	NO		NO	bb
8	8 180315M1_9	Standard	12.500	5.54	6854.817	16055.008	5.337	11.5	-8.3	NO		NO	bb
9	9 180315M1_10	Standard	12.500	5.54	6616.114	14539.334	5.688	12.2	-2.2	NO		NO	bb
10	10 180315M1_11	Standard	12.500	5.54	6810.370	13523.697	6.295	13.5	8.2	NO		NO	bb

**Compound name: d5-N-EtFOSAA**

Response Factor: 0.50994

RRF SD: 0.0443791, Relative SD: 8.70282

Response type: Internal Std ( Ref 64 ), Area \* ( IS Conc. / IS Area )

Curve type: RF

	# Name	Type	Std. Conc	RT	Area	IS Area	Response	Conc.	%Dev	Conc. Flag	CoD	CoD Flag	x=excluded
1	1 180315M1_2	Standard	12.500	5.69	8504.472	16898.314	6.291	12.3	-1.3	NO		NO	bb
2	2 180315M1_3	Standard	12.500	5.70	8734.859	18164.236	6.011	11.8	-5.7	NO		NO	bb
3	3 180315M1_4	Standard	12.500	5.69	8456.588	14230.730	7.428	14.6	16.5	NO		NO	bb
4	4 180315M1_5	Standard	12.500	5.69	8607.767	17803.178	6.044	11.9	-5.2	NO		NO	bb
5	5 180315M1_6	Standard	12.500	5.70	8891.843	15443.078	7.197	14.1	12.9	NO		NO	bb
6	6 180315M1_7	Standard	12.500	5.69	8508.604	17719.244	6.002	11.8	-5.8	NO		NO	bb
7	7 180315M1_8	Standard	12.500	5.69	8144.278	15077.483	6.752	13.2	5.9	NO		NO	bb
8	8 180315M1_9	Standard	12.500	5.69	7491.426	16055.008	5.833	11.4	-8.5	NO		NO	bb
9	9 180315M1_10	Standard	12.500	5.69	7092.687	14539.334	6.098	12.0	-4.3	NO		NO	bb
10	10 180315M1_11	Standard	12.500	5.69	6585.060	13523.697	6.087	11.9	-4.5	NO		NO	bb

Dataset: F:\Projects\PFAS.PRO\Results\180315M1\180315M1-CRV.qld

Last Altered: Friday, March 16, 2018 10:07:42 Pacific Daylight Time

Printed: Friday, March 16, 2018 11:03:26 Pacific Daylight Time

**Compound name: 13C2-PFUdA**

Response Factor: 1.06338

RRF SD: 0.103536, Relative SD: 9.73658

Response type: Internal Std ( Ref 64 ), Area \* ( IS Conc. / IS Area )

Curve type: RF

#	Name	Type	Std. Conc	RT	Area	IS Area	Response	Conc.	%Dev	Conc. Flag	CoD	CoD Flag	x=excluded
1	1 180315M1_2	Standard	12.500	5.72	17393.736	16898.314	12.866	12.1	-3.2	NO		NO	bb
2	2 180315M1_3	Standard	12.500	5.72	15194.970	18164.236	10.457	9.8	-21.3	NO		NO	bb
3	3 180315M1_4	Standard	12.500	5.71	15531.228	14230.730	13.642	12.8	2.6	NO		NO	bb
4	4 180315M1_5	Standard	12.500	5.71	19171.383	17803.178	13.461	12.7	1.3	NO		NO	bb
5	5 180315M1_6	Standard	12.500	5.72	18954.592	15443.078	15.342	14.4	15.4	NO		NO	bb
6	6 180315M1_7	Standard	12.500	5.72	19390.330	17719.244	13.679	12.9	2.9	NO		NO	bb
7	7 180315M1_8	Standard	12.500	5.72	17422.398	15077.483	14.444	13.6	8.7	NO		NO	bb
8	8 180315M1_9	Standard	12.500	5.72	16409.742	16055.008	12.776	12.0	-3.9	NO		NO	bb
9	9 180315M1_10	Standard	12.500	5.71	14579.660	14539.334	12.535	11.8	-5.7	NO		NO	bb
10	10 180315M1_11	Standard	12.500	5.71	14843.424	13523.697	13.720	12.9	3.2	NO		NO	bb

**Compound name: 13C2-PFDoA**

Response Factor: 0.874727

RRF SD: 0.0632302, Relative SD: 7.22856

Response type: Internal Std ( Ref 64 ), Area \* ( IS Conc. / IS Area )

Curve type: RF

#	Name	Type	Std. Conc	RT	Area	IS Area	Response	Conc.	%Dev	Conc. Flag	CoD	CoD Flag	x=excluded
1	1 180315M1_2	Standard	12.500	6.00	13098.163	16898.314	9.689	11.1	-11.4	NO		NO	bb
2	2 180315M1_3	Standard	12.500	6.00	15219.173	18164.236	10.473	12.0	-4.2	NO		NO	bb
3	3 180315M1_4	Standard	12.500	5.99	12557.271	14230.730	11.030	12.6	0.9	NO		NO	bb
4	4 180315M1_5	Standard	12.500	5.99	14784.097	17803.178	10.380	11.9	-5.1	NO		NO	bb
5	5 180315M1_6	Standard	12.500	6.00	14554.285	15443.078	11.781	13.5	7.7	NO		NO	bb
6	6 180315M1_7	Standard	12.500	5.99	14990.552	17719.244	10.575	12.1	-3.3	NO		NO	bb
7	7 180315M1_8	Standard	12.500	5.99	15114.355	15077.483	12.531	14.3	14.6	NO		NO	bb
8	8 180315M1_9	Standard	12.500	6.00	14423.832	16055.008	11.230	12.8	2.7	NO		NO	bb
9	9 180315M1_10	Standard	12.500	5.99	12430.919	14539.334	10.687	12.2	-2.3	NO		NO	bb
10	10 180315M1_11	Standard	12.500	5.99	11862.764	13523.697	10.965	12.5	0.3	NO		NO	bb

Dataset: F:\Projects\PFAS.PRO\Results\180315M1\180315M1-CRV.qld

Last Altered: Friday, March 16, 2018 10:07:42 Pacific Daylight Time

Printed: Friday, March 16, 2018 11:03:26 Pacific Daylight Time

**Compound name: d3-N-MeFOSA**

Response Factor: 0.114009

RRF SD: 0.00930972, Relative SD: 8.16579

Response type: Internal Std ( Ref 64 ), Area \* ( IS Conc. / IS Area )

Curve type: RF

	# Name	Type	Std. Conc	RT	Area	IS Area	Response	Conc.	%Dev	Conc. Flag	CoD	CoD Flag	x=excluded
1	1 180315M1_2	Standard	150.000	6.09	22387.975	16898.314	16.561	145.3	-3.2	NO		NO	bb
2	2 180315M1_3	Standard	150.000	6.10	22667.992	18164.236	15.599	136.8	-8.8	NO		NO	bb
3	3 180315M1_4	Standard	150.000	6.09	19969.832	14230.730	17.541	153.9	2.6	NO		NO	bb
4	4 180315M1_5	Standard	150.000	6.09	22192.693	17803.178	15.582	136.7	-8.9	NO		NO	bb
5	5 180315M1_6	Standard	150.000	6.10	22287.188	15443.078	18.040	158.2	5.5	NO		NO	bb
6	6 180315M1_7	Standard	150.000	6.09	22415.230	17719.244	15.813	138.7	-7.5	NO		NO	bd
7	7 180315M1_8	Standard	150.000	6.10	21354.984	15077.483	17.704	155.3	3.5	NO		NO	bb
8	8 180315M1_9	Standard	150.000	6.10	21307.834	16055.008	16.590	145.5	-3.0	NO		NO	bb
9	9 180315M1_10	Standard	150.000	6.09	20292.633	14539.334	17.446	153.0	2.0	NO		NO	bb
10	10 180315M1_11	Standard	150.000	6.10	21786.137	13523.697	20.137	176.6	17.8	NO		NO	bb

**Compound name: 13C2-PFTeDA**

Response Factor: 0.499773

RRF SD: 0.0574249, Relative SD: 11.4902

Response type: Internal Std ( Ref 64 ), Area \* ( IS Conc. / IS Area )

Curve type: RF

	# Name	Type	Std. Conc	RT	Area	IS Area	Response	Conc.	%Dev	Conc. Flag	CoD	CoD Flag	x=excluded
1	1 180315M1_2	Standard	12.500	6.44	9231.238	16898.314	6.829	13.7	9.3	NO		NO	bb
2	2 180315M1_3	Standard	12.500	6.44	8305.675	18164.236	5.716	11.4	-8.5	NO		NO	bb
3	3 180315M1_4	Standard	12.500	6.44	7224.313	14230.730	6.346	12.7	1.6	NO		NO	bb
4	4 180315M1_5	Standard	12.500	6.44	7910.817	17803.178	5.554	11.1	-11.1	NO		NO	bb
5	5 180315M1_6	Standard	12.500	6.44	8301.636	15443.078	6.720	13.4	7.6	NO		NO	bb
6	6 180315M1_7	Standard	12.500	6.44	8474.161	17719.244	5.978	12.0	-4.3	NO		NO	bb
7	7 180315M1_8	Standard	12.500	6.44	8022.760	15077.483	6.651	13.3	6.5	NO		NO	bb
8	8 180315M1_9	Standard	12.500	6.44	6201.096	16055.008	4.828	9.7	-22.7	NO		NO	bb
9	9 180315M1_10	Standard	12.500	6.44	7753.232	14539.334	6.666	13.3	6.7	NO		NO	bb
10	10 180315M1_11	Standard	12.500	6.44	7773.155	13523.697	7.185	14.4	15.0	NO		NO	bb

Dataset: F:\Projects\PFAS.PRO\Results\180315M1\180315M1-CRV.qld

Last Altered: Friday, March 16, 2018 10:07:42 Pacific Daylight Time

Printed: Friday, March 16, 2018 11:03:26 Pacific Daylight Time

**Compound name: d5-N-ETFOSA**

Response Factor: 0.158076

RRF SD: 0.0102165, Relative SD: 6.46306

Response type: Internal Std ( Ref 64 ), Area \* ( IS Conc. / IS Area )

Curve type: RF

#	Name	Type	Std. Conc	RT	Area	IS Area	Response	Conc.	%Dev	Conc. Flag	CoD	CoD Flag	x=excluded
1	1 180315M1_2	Standard	150.000	6.45	32406.793	16898.314	23.972	151.6	1.1	NO		NO	bb
2	2 180315M1_3	Standard	150.000	6.45	32689.701	18164.236	22.496	142.3	-5.1	NO		NO	bb
3	3 180315M1_4	Standard	150.000	6.45	29717.260	14230.730	26.103	165.1	10.1	NO		NO	bb
4	4 180315M1_5	Standard	150.000	6.45	31729.750	17803.178	22.278	140.9	-6.0	NO		NO	bb
5	5 180315M1_6	Standard	150.000	6.45	31884.801	15443.078	25.808	163.3	8.8	NO		NO	bb
6	6 180315M1_7	Standard	150.000	6.45	32609.957	17719.244	23.005	145.5	-3.0	NO		NO	bb
7	7 180315M1_8	Standard	150.000	6.45	30600.619	15077.483	25.369	160.5	7.0	NO		NO	bb
8	8 180315M1_9	Standard	150.000	6.45	29797.750	16055.008	23.200	146.8	-2.2	NO		NO	bb
9	9 180315M1_10	Standard	150.000	6.45	26782.033	14539.334	23.025	145.7	-2.9	NO		NO	bb
10	10 180315M1_11	Standard	150.000	6.45	23646.998	13523.697	21.857	138.3	-7.8	NO		NO	bb

**Compound name: 13C2-PFHxDA**

Response Factor: 1.08105

RRF SD: 0.115618, Relative SD: 10.695

Response type: Internal Std ( Ref 64 ), Area \* ( IS Conc. / IS Area )

Curve type: RF

#	Name	Type	Std. Conc	RT	Area	IS Area	Response	Conc.	%Dev	Conc. Flag	CoD	CoD Flag	x=excluded
1	1 180315M1_2	Standard	5.000	6.74	6740.601	16898.314	4.986	4.6	-7.8	NO		NO	bb
2	2 180315M1_3	Standard	5.000	6.74	7625.719	18164.236	5.248	4.9	-2.9	NO		NO	bb
3	3 180315M1_4	Standard	5.000	6.74	6325.561	14230.730	5.556	5.1	2.8	NO		NO	bb
4	4 180315M1_5	Standard	5.000	6.74	6605.852	17803.178	4.638	4.3	-14.2	NO		NO	bb
5	5 180315M1_6	Standard	5.000	6.74	6753.148	15443.078	5.466	5.1	1.1	NO		NO	bb
6	6 180315M1_7	Standard	5.000	6.73	6598.021	17719.244	4.655	4.3	-13.9	NO		NO	bb
7	7 180315M1_8	Standard	5.000	6.74	6779.603	15077.483	5.621	5.2	4.0	NO		NO	bb
8	8 180315M1_9	Standard	5.000	6.73	7055.319	16055.008	5.493	5.1	1.6	NO		NO	bb
9	9 180315M1_10	Standard	5.000	6.73	6734.695	14539.334	5.790	5.4	7.1	NO		NO	bb
10	10 180315M1_11	Standard	5.000	6.73	7140.101	13523.697	6.600	6.1	22.1	NO		NO	bb

Dataset: F:\Projects\PFAS.PRO\Results\180315M1\180315M1-CRV.qld

Last Altered: Friday, March 16, 2018 10:07:42 Pacific Daylight Time

Printed: Friday, March 16, 2018 11:03:26 Pacific Daylight Time

**Compound name: d7-N-MeFOSE**

Response Factor: 0.138034

RRF SD: 0.00981457, Relative SD: 7.11028

Response type: Internal Std ( Ref 64 ), Area \* ( IS Conc. / IS Area )

Curve type: RF

	# Name	Type	Std. Conc	RT	Area	IS Area	Response	Conc.	%Dev	Conc. Flag	CoD	CoD Flag	x=excluded
1	1 180315M1_2	Standard	150.000	6.54	28065.998	16898.314	20.761	150.4	0.3	NO		NO	bb
2	2 180315M1_3	Standard	150.000	6.54	31126.689	18164.236	21.420	155.2	3.5	NO		NO	bb
3	3 180315M1_4	Standard	150.000	6.54	21446.781	14230.730	18.838	136.5	-9.0	NO		NO	bb
4	4 180315M1_5	Standard	150.000	6.54	25845.971	17803.178	18.147	131.5	-12.4	NO		NO	bb
5	5 180315M1_6	Standard	150.000	6.54	24850.598	15443.078	20.115	145.7	-2.9	NO		NO	bb
6	6 180315M1_7	Standard	150.000	6.54	28754.293	17719.244	20.285	147.0	-2.0	NO		NO	bb
7	7 180315M1_8	Standard	150.000	6.54	24857.613	15077.483	20.608	149.3	-0.5	NO		NO	bb
8	8 180315M1_9	Standard	150.000	6.54	28997.629	16055.008	22.577	163.6	9.0	NO		NO	bb
9	9 180315M1_10	Standard	150.000	6.54	26476.393	14539.334	22.763	164.9	9.9	NO		NO	bb
10	10 180315M1_11	Standard	150.000	6.54	23300.332	13523.697	21.537	156.0	4.0	NO		NO	MM

**Compound name: d9-N-EtFOSE**

Response Factor: 0.126943

RRF SD: 0.0115689, Relative SD: 9.11352

Response type: Internal Std ( Ref 64 ), Area \* ( IS Conc. / IS Area )

Curve type: RF

	# Name	Type	Std. Conc	RT	Area	IS Area	Response	Conc.	%Dev	Conc. Flag	CoD	CoD Flag	x=excluded
1	1 180315M1_2	Standard	150.000	6.68	24960.541	16898.314	18.464	145.4	-3.0	NO		NO	bb
2	2 180315M1_3	Standard	150.000	6.68	24714.217	18164.236	17.007	134.0	-10.7	NO		NO	bb
3	3 180315M1_4	Standard	150.000	6.68	24449.135	14230.730	21.476	169.2	12.8	NO		NO	MM
4	4 180315M1_5	Standard	150.000	6.68	23589.037	17803.178	16.562	130.5	-13.0	NO		NO	bb
5	5 180315M1_6	Standard	150.000	6.68	25952.736	15443.078	21.007	165.5	10.3	NO		NO	bb
6	6 180315M1_7	Standard	150.000	6.68	24454.232	17719.244	17.251	135.9	-9.4	NO		NO	bb
7	7 180315M1_8	Standard	150.000	6.68	23844.504	15077.483	19.768	155.7	3.8	NO		NO	bb
8	8 180315M1_9	Standard	150.000	6.68	24939.111	16055.008	19.417	153.0	2.0	NO		NO	bb
9	9 180315M1_10	Standard	150.000	6.68	21823.795	14539.334	18.763	147.8	-1.5	NO		NO	bb
10	10 180315M1_11	Standard	150.000	6.68	22393.738	13523.697	20.699	163.1	8.7	NO		NO	bb



Dataset: F:\Projects\PFAS.PRO\Results\180315M1\180315M1-CRV.qld

Last Altered: Friday, March 16, 2018 10:07:42 Pacific Daylight Time

Printed: Friday, March 16, 2018 11:03:26 Pacific Daylight Time

**Compound name: 13C4-PFBA**

Response Factor: 1

RRF SD: 0, Relative SD: 0

Response type: Internal Std ( Ref 57 ), Area \* ( IS Conc. / IS Area )

Curve type: RF

#	Name	Type	Std. Conc	RT	Area	IS Area	Response	Conc.	%Dev	Conc. Flag	CoD	CoD Flag	x=excluded
1	1 180315M1_2	Standard	12.500	1.73	11749.026	11749.026	12.500	12.5	0.0	NO		NO	MM
2	2 180315M1_3	Standard	12.500	1.72	11712.288	11712.288	12.500	12.5	0.0	NO		NO	MM
3	3 180315M1_4	Standard	12.500	1.73	10524.882	10524.882	12.500	12.5	0.0	NO		NO	MM
4	4 180315M1_5	Standard	12.500	1.73	11376.701	11376.701	12.500	12.5	0.0	NO		NO	MM
5	5 180315M1_6	Standard	12.500	1.72	11450.450	11450.450	12.500	12.5	0.0	NO		NO	MM
6	6 180315M1_7	Standard	12.500	1.72	11549.061	11549.061	12.500	12.5	0.0	NO		NO	MM
7	7 180315M1_8	Standard	12.500	1.72	11375.417	11375.417	12.500	12.5	0.0	NO		NO	MM
8	8 180315M1_9	Standard	12.500	1.72	11669.888	11669.888	12.500	12.5	0.0	NO		NO	MM
9	9 180315M1_10	Standard	12.500	1.72	11115.118	11115.118	12.500	12.5	0.0	NO		NO	MM
10	10 180315M1_11	Standard	12.500	1.65	11577.448	11577.448	12.500	12.5	0.0	NO		NO	MM

**Compound name: 13C5-PFHxA**

Response Factor: 1

RRF SD: 0, Relative SD: 0

Response type: Internal Std ( Ref 58 ), Area \* ( IS Conc. / IS Area )

Curve type: RF

#	Name	Type	Std. Conc	RT	Area	IS Area	Response	Conc.	%Dev	Conc. Flag	CoD	CoD Flag	x=excluded
1	1 180315M1_2	Standard	12.500	3.47	16112.028	16112.028	12.500	12.5	0.0	NO		NO	bb
2	2 180315M1_3	Standard	12.500	3.46	15864.317	15864.317	12.500	12.5	0.0	NO		NO	bb
3	3 180315M1_4	Standard	12.500	3.47	14602.479	14602.479	12.500	12.5	0.0	NO		NO	bb
4	4 180315M1_5	Standard	12.500	3.46	15685.181	15685.181	12.500	12.5	0.0	NO		NO	bb
5	5 180315M1_6	Standard	12.500	3.46	15769.968	15769.968	12.500	12.5	0.0	NO		NO	bb
6	6 180315M1_7	Standard	12.500	3.46	16038.954	16038.954	12.500	12.5	0.0	NO		NO	bb
7	7 180315M1_8	Standard	12.500	3.46	15545.111	15545.111	12.500	12.5	0.0	NO		NO	bb
8	8 180315M1_9	Standard	12.500	3.46	15522.238	15522.238	12.500	12.5	0.0	NO		NO	bb
9	9 180315M1_10	Standard	12.500	3.46	14877.364	14877.364	12.500	12.5	0.0	NO		NO	bb
10	10 180315M1_11	Standard	12.500	3.46	14796.569	14796.569	12.500	12.5	0.0	NO		NO	bb

Dataset: F:\Projects\PFAS.PRO\Results\180315M1\180315M1-CRV.qld

Last Altered: Friday, March 16, 2018 10:07:42 Pacific Daylight Time

Printed: Friday, March 16, 2018 11:03:26 Pacific Daylight Time

**Compound name: 13C3-PFHxS**

Response Factor: 1

RRF SD: 0, Relative SD: 0

Response type: Internal Std ( Ref 59 ), Area \* ( IS Conc. / IS Area )

Curve type: RF

	# Name	Type	Std. Conc	RT	Area	IS Area	Response	Conc.	%Dev	Conc. Flag	CoD	CoD Flag	x=excluded
1	1 180315M1_2	Standard	12.500	4.23	3413.888	3413.888	12.500	12.5	0.0	NO		NO	bb
2	2 180315M1_3	Standard	12.500	4.23	3411.583	3411.583	12.500	12.5	0.0	NO		NO	bb
3	3 180315M1_4	Standard	12.500	4.23	3112.906	3112.906	12.500	12.5	0.0	NO		NO	bb
4	4 180315M1_5	Standard	12.500	4.22	3451.450	3451.450	12.500	12.5	0.0	NO		NO	bb
5	5 180315M1_6	Standard	12.500	4.23	3331.297	3331.297	12.500	12.5	0.0	NO		NO	bb
6	6 180315M1_7	Standard	12.500	4.23	3557.379	3557.379	12.500	12.5	0.0	NO		NO	bb
7	7 180315M1_8	Standard	12.500	4.23	3405.497	3405.497	12.500	12.5	0.0	NO		NO	bb
8	8 180315M1_9	Standard	12.500	4.22	3443.462	3443.462	12.500	12.5	0.0	NO		NO	bb
9	9 180315M1_10	Standard	12.500	4.23	3068.390	3068.390	12.500	12.5	0.0	NO		NO	bb
10	10 180315M1_11	Standard	12.500	4.22	2954.073	2954.073	12.500	12.5	0.0	NO		NO	bb

**Compound name: 13C8-PFOA**

Response Factor: 1

RRF SD: 0, Relative SD: 0

Response type: Internal Std ( Ref 60 ), Area \* ( IS Conc. / IS Area )

Curve type: RF

	# Name	Type	Std. Conc	RT	Area	IS Area	Response	Conc.	%Dev	Conc. Flag	CoD	CoD Flag	x=excluded
1	1 180315M1_2	Standard	12.500	4.60	17521.406	17521.406	12.500	12.5	0.0	NO		NO	bb
2	2 180315M1_3	Standard	12.500	4.60	15189.136	15189.136	12.500	12.5	0.0	NO		NO	bb
3	3 180315M1_4	Standard	12.500	4.61	13480.495	13480.495	12.500	12.5	0.0	NO		NO	bb
4	4 180315M1_5	Standard	12.500	4.60	15725.683	15725.683	12.500	12.5	0.0	NO		NO	bb
5	5 180315M1_6	Standard	12.500	4.60	16575.025	16575.025	12.500	12.5	0.0	NO		NO	bb
6	6 180315M1_7	Standard	12.500	4.60	16212.940	16212.940	12.500	12.5	0.0	NO		NO	bb
7	7 180315M1_8	Standard	12.500	4.60	15398.024	15398.024	12.500	12.5	0.0	NO		NO	bb
8	8 180315M1_9	Standard	12.500	4.60	16397.607	16397.607	12.500	12.5	0.0	NO		NO	bb
9	9 180315M1_10	Standard	12.500	4.60	14113.081	14113.081	12.500	12.5	0.0	NO		NO	bb
10	10 180315M1_11	Standard	12.500	4.60	14739.683	14739.683	12.500	12.5	0.0	NO		NO	bb

Dataset: F:\Projects\PFAS.PRO\Results\180315M1\180315M1-CRV.qld

Last Altered: Friday, March 16, 2018 10:07:42 Pacific Daylight Time

Printed: Friday, March 16, 2018 11:03:26 Pacific Daylight Time

**Compound name: 13C9-PFNA**

Response Factor: 1

RRF SD: 0, Relative SD: 0

Response type: Internal Std ( Ref 61 ), Area \* ( IS Conc. / IS Area )

Curve type: RF

	# Name	Type	Std. Conc	RT	Area	IS Area	Response	Conc.	%Dev	Conc. Flag	CoD	CoD Flag	x=excluded
1	1 180315M1_2	Standard	12.500	5.03	18116.150	18116.150	12.500	12.5	0.0	NO		NO	bb
2	2 180315M1_3	Standard	12.500	5.03	19228.893	19228.893	12.500	12.5	0.0	NO		NO	bb
3	3 180315M1_4	Standard	12.500	5.03	17149.264	17149.264	12.500	12.5	0.0	NO		NO	bb
4	4 180315M1_5	Standard	12.500	5.03	16880.592	16880.592	12.500	12.5	0.0	NO		NO	bb
5	5 180315M1_6	Standard	12.500	5.03	18208.813	18208.813	12.500	12.5	0.0	NO		NO	bb
6	6 180315M1_7	Standard	12.500	5.03	17305.244	17305.244	12.500	12.5	0.0	NO		NO	bb
7	7 180315M1_8	Standard	12.500	5.03	16104.118	16104.118	12.500	12.5	0.0	NO		NO	bb
8	8 180315M1_9	Standard	12.500	5.03	16565.578	16565.578	12.500	12.5	0.0	NO		NO	bb
9	9 180315M1_10	Standard	12.500	5.03	16321.566	16321.566	12.500	12.5	0.0	NO		NO	bb
10	10 180315M1_11	Standard	12.500	5.03	16668.766	16668.766	12.500	12.5	0.0	NO		NO	bb

**Compound name: 13C4-PFOS**

Response Factor: 1

RRF SD: 0, Relative SD: 0

Response type: Internal Std ( Ref 62 ), Area \* ( IS Conc. / IS Area )

Curve type: RF

	# Name	Type	Std. Conc	RT	Area	IS Area	Response	Conc.	%Dev	Conc. Flag	CoD	CoD Flag	x=excluded
1	1 180315M1_2	Standard	12.500	5.11	3638.859	3638.859	12.500	12.5	0.0	NO		NO	bb
2	2 180315M1_3	Standard	12.500	5.11	3415.333	3415.333	12.500	12.5	0.0	NO		NO	bb
3	3 180315M1_4	Standard	12.500	5.11	3201.930	3201.930	12.500	12.5	0.0	NO		NO	bb
4	4 180315M1_5	Standard	12.500	5.11	3590.579	3590.579	12.500	12.5	0.0	NO		NO	bb
5	5 180315M1_6	Standard	12.500	5.11	3593.411	3593.411	12.500	12.5	0.0	NO		NO	bb
6	6 180315M1_7	Standard	12.500	5.11	3594.026	3594.026	12.500	12.5	0.0	NO		NO	bb
7	7 180315M1_8	Standard	12.500	5.11	2968.831	2968.831	12.500	12.5	0.0	NO		NO	bb
8	8 180315M1_9	Standard	12.500	5.11	3204.494	3204.494	12.500	12.5	0.0	NO		NO	bb
9	9 180315M1_10	Standard	12.500	5.11	3182.061	3182.061	12.500	12.5	0.0	NO		NO	bb
10	10 180315M1_11	Standard	12.500	5.11	3071.823	3071.823	12.500	12.5	0.0	NO		NO	bb

Dataset: F:\Projects\PFAS.PRO\Results\180315M1\180315M1-CRV.qld

Last Altered: Friday, March 16, 2018 10:07:42 Pacific Daylight Time  
 Printed: Friday, March 16, 2018 11:03:26 Pacific Daylight Time

**Compound name: 13C6-PFDA**

Response Factor: 1  
 RRF SD: 0, Relative SD: 0  
 Response type: Internal Std ( Ref 63 ), Area \* ( IS Conc. / IS Area )  
 Curve type: RF

#	Name	Type	Std. Conc	RT	Area	IS Area	Response	Conc.	%Dev	Conc. Flag	CoD	CoD Flag	x=excluded
1	1 180315M1_2	Standard	12.500	5.40	13610.344	13610.344	12.500	12.5	0.0	NO		NO	bb
2	2 180315M1_3	Standard	12.500	5.40	12723.691	12723.691	12.500	12.5	0.0	NO		NO	bb
3	3 180315M1_4	Standard	12.500	5.40	13356.395	13356.395	12.500	12.5	0.0	NO		NO	bb
4	4 180315M1_5	Standard	12.500	5.40	13921.135	13921.135	12.500	12.5	0.0	NO		NO	bb
5	5 180315M1_6	Standard	12.500	5.40	14798.941	14798.941	12.500	12.5	0.0	NO		NO	bb
6	6 180315M1_7	Standard	12.500	5.40	14112.831	14112.831	12.500	12.5	0.0	NO		NO	bb
7	7 180315M1_8	Standard	12.500	5.40	12850.813	12850.813	12.500	12.5	0.0	NO		NO	bb
8	8 180315M1_9	Standard	12.500	5.40	13269.421	13269.421	12.500	12.5	0.0	NO		NO	bb
9	9 180315M1_10	Standard	12.500	5.40	11853.218	11853.218	12.500	12.5	0.0	NO		NO	bb
10	10 180315M1_11	Standard	12.500	5.40	11023.288	11023.288	12.500	12.5	0.0	NO		NO	bb

**Compound name: 13C7-PFUdA**

Response Factor: 1  
 RRF SD: 0, Relative SD: 0  
 Response type: Internal Std ( Ref 64 ), Area \* ( IS Conc. / IS Area )  
 Curve type: RF

#	Name	Type	Std. Conc	RT	Area	IS Area	Response	Conc.	%Dev	Conc. Flag	CoD	CoD Flag	x=excluded
1	1 180315M1_2	Standard	12.500	5.72	16898.314	16898.314	12.500	12.5	0.0	NO		NO	bb
2	2 180315M1_3	Standard	12.500	5.72	18164.236	18164.236	12.500	12.5	0.0	NO		NO	bb
3	3 180315M1_4	Standard	12.500	5.72	14230.730	14230.730	12.500	12.5	0.0	NO		NO	bb
4	4 180315M1_5	Standard	12.500	5.71	17803.178	17803.178	12.500	12.5	0.0	NO		NO	bb
5	5 180315M1_6	Standard	12.500	5.72	15443.078	15443.078	12.500	12.5	0.0	NO		NO	bb
6	6 180315M1_7	Standard	12.500	5.71	17719.244	17719.244	12.500	12.5	0.0	NO		NO	bb
7	7 180315M1_8	Standard	12.500	5.72	15077.483	15077.483	12.500	12.5	0.0	NO		NO	bb
8	8 180315M1_9	Standard	12.500	5.71	16055.008	16055.008	12.500	12.5	0.0	NO		NO	bb
9	9 180315M1_10	Standard	12.500	5.71	14539.334	14539.334	12.500	12.5	0.0	NO		NO	bb
10	10 180315M1_11	Standard	12.500	5.71	13523.697	13523.697	12.500	12.5	0.0	NO		NO	bb

Dataset: F:\Projects\PFAS.PRO\Results\180315M1\180315M1-CRV.qld

Last Altered: Friday, March 16, 2018 10:07:42 Pacific Daylight Time

Printed: Friday, March 16, 2018 11:03:26 Pacific Daylight Time

Method: F:\Projects\PFAS.PRO\MethDB\PFAS\_FULL\_80C\_031418.mdb 15 Mar 2018 11:27:24

Calibration: F:\Projects\PFAS.PRO\CurveDB\C18\_VAL-PFAS\_Q4\_03-15-18-FULL.cdb 16 Mar 2018 10:07:42

Name: 180315M1\_2, Date: 15-Mar-2018, Time: 20:57:09, ID: ST180315M1-1 PFC CS-2 18C1203, Description: PFC CS-2 18C1203

#	Name	IS#	CoD	CoD Flag	%RSD
1	1 PFBA	34	0.9997	NO	
2	2 PFPeA	35	0.9993	NO	
3	3 PFBS	36	0.9997	NO	
4	4 4:2 FTS	36	0.9997	NO	
5	5 PFHxA	37	0.9992	NO	
6	6 PFPeS	36	0.9995	NO	
7	7 PFHpA	38	0.9986	NO	
8	8 L-PFHxS	39	0.9982	NO	
9	10 6:2 FTS	40	0.9974	NO	
10	11 L-PFOA	41	0.9988	NO	
11	13 PFHpS	41	0.9973	NO	
12	14 PFNA	42	0.9990	NO	
13	15 PFOSA	43	0.9993	NO	
14	16 L-PFOS	44	0.9993	NO	
15	18 PFDA	45	0.9981	NO	
16	19 8:2 FTS	46	0.9954	NO	
17	20 PFNS	44	0.9996	NO	
18	21 N-MeFOSAA	47	0.9982	NO	
19	22 N-EtFOSAA	48	0.9991	NO	
20	23 PFUdA	49	0.9984	NO	
21	24 PFDS	49	0.9989	NO	
22	25 PFDoA	50	0.9996	NO	
23	26 N-MeFOSA	51	0.9921	NO	
24	27 PFTTrDA	50	0.9985	NO	
25	28 PFTeDA	52	0.9954	NO	
26	29 N-EtFOSA	53	0.9997	NO	
27	30 PFHxDA	54	0.9992	NO	
28	31 PFODA	54	0.9998	NO	
29	32 N-MeFOSE	55	0.9963	NO	
30	33 N-EtFOSE	56	0.9963	NO	
31	34 13C3-PFBA	57		NO	1.925

Dataset: F:\Projects\PFAS.PRO\Results\180315M1\180315M1-CRV.qld

Last Altered: Friday, March 16, 2018 10:07:42 Pacific Daylight Time

Printed: Friday, March 16, 2018 11:03:26 Pacific Daylight Time

Name: 180315M1\_2, Date: 15-Mar-2018, Time: 20:57:09, ID: ST180315M1-1 PFC CS-2 18C1203, Description: PFC CS-2 18C1203

#	Name	IS#	CoD	CoD Flag	%RSD
32	35 13C3-PFPeA	58		NO	2.925
33	36 13C3-PFBS	58		NO	4.140
34	37 13C2-PFHxA	58		NO	2.935
35	38 13C4-PFHpA	58		NO	4.618
36	39 18O2-PFHxS	59		NO	7.333
37	40 13C2-6:2 FTS	60		NO	10.863
38	41 13C2-PFOA	60		NO	7.354
39	42 13C5-PFNA	61		NO	5.194
40	43 13C8-PFOSA	64		NO	5.685
41	44 13C8-PFOS	62		NO	7.780
42	45 13C2-PFDA	63		NO	5.843
43	46 13C2-8:2 FTS	58		NO	12.514
44	47 d3-N-MeFOSAA	64		NO	6.961
45	48 d5-N-EtFOSAA	64		NO	8.703
46	49 13C2-PFUdA	64		NO	9.737
47	50 13C2-PFDoA	64		NO	7.229
48	51 d3-N-MeFOSA	64		NO	8.166
49	52 13C2-PFTeDA	64		NO	11.490
50	53 d5-N-ETFOSA	64		NO	6.463
51	54 13C2-PFHxDA	64		NO	10.695
52	55 d7-N-MeFOSE	64		NO	7.110
53	56 d9-N-EtFOSE	64		NO	9.114
54	57 13C4-PFBA	57		NO	0.000
55	58 13C5-PFHxA	58		NO	0.000
56	59 13C3-PFHxS	59		NO	0.000
57	60 13C8-PFOA	60		NO	0.000
58	61 13C9-PFNA	61		NO	0.000
59	62 13C4-PFOS	62		NO	0.000
60	63 13C6-PFDA	63		NO	0.000
61	64 13C7-PFUdA	64		NO	0.000

Vista Analytical Laboratory

Dataset: Untitled

Last Altered: Friday, March 16, 2018 11:17:24 Pacific Daylight Time

Printed: Friday, March 16, 2018 11:18:29 Pacific Daylight Time

Method: F:\Projects\PFAS.PRO\MethDB\PFAS\_FULL\_80C\_031418.mdb 16 Mar 2018 11:12:49

Calibration: F:\Projects\PFAS.PRO\CurveDB\C18\_VAL-PFAS\_Q4\_03-15-18-FULL.cdb 16 Mar 2018 10:07:42

Compound name: PFBA

	Name	ID	Acq.Date	Acq.Time
1	180315M1_1	IPA	15-Mar-18	20:45:45
2	180315M1_2	ST180315M1-1 PFC CS-2 18C1203	15-Mar-18	20:57:09
3	180315M1_3	ST180315M1-2 PFC CS-1 18C1204	15-Mar-18	21:08:36
4	180315M1_4	ST180315M1-3 PFC CS0 18C1205	15-Mar-18	21:20:03
5	180315M1_5	ST180315M1-4 PFC CS1 18C1206	15-Mar-18	21:31:32
6	180315M1_6	ST180315M1-5 PFC CS2 18C1207	15-Mar-18	21:42:59
7	180315M1_7	ST180315M1-6 PFC CS3 18C1208	15-Mar-18	21:54:26
8	180315M1_8	ST180315M1-7 PFC CS4 18C1209	15-Mar-18	22:05:53
9	180315M1_9	ST180315M1-8 PFC CS5 18C1210	15-Mar-18	22:17:19
10	180315M1_10	ST180315M1-9 PFC CS6 18C1211	15-Mar-18	22:28:49
11	180315M1_11	ST180315M1-10 PFC CS7 18C1212	15-Mar-18	22:40:18
12	180315M1_12	IPA	15-Mar-18	22:51:47
13	180315M1_13	ICV180315M1-1 PFC ICV 18C1202	15-Mar-18	23:03:16
14	180315M1_14	IPA	15-Mar-18	23:14:44

Dataset: F:\Projects\PFAS.PRO\Results\180315M1\180315M1-CRV.qld

Last Altered: Friday, March 16, 2018 10:07:42 Pacific Daylight Time

Printed: Friday, March 16, 2018 10:36:22 Pacific Daylight Time

Method: F:\Projects\PFAS.PRO\MethDB\PFAS\_FULL\_80C\_031418.mdb 15 Mar 2018 11:27:24

Calibration: F:\Projects\PFAS.PRO\CurveDB\C18\_VAL-PFAS\_Q4\_03-15-18-FULL.cdb 16 Mar 2018 10:07:42

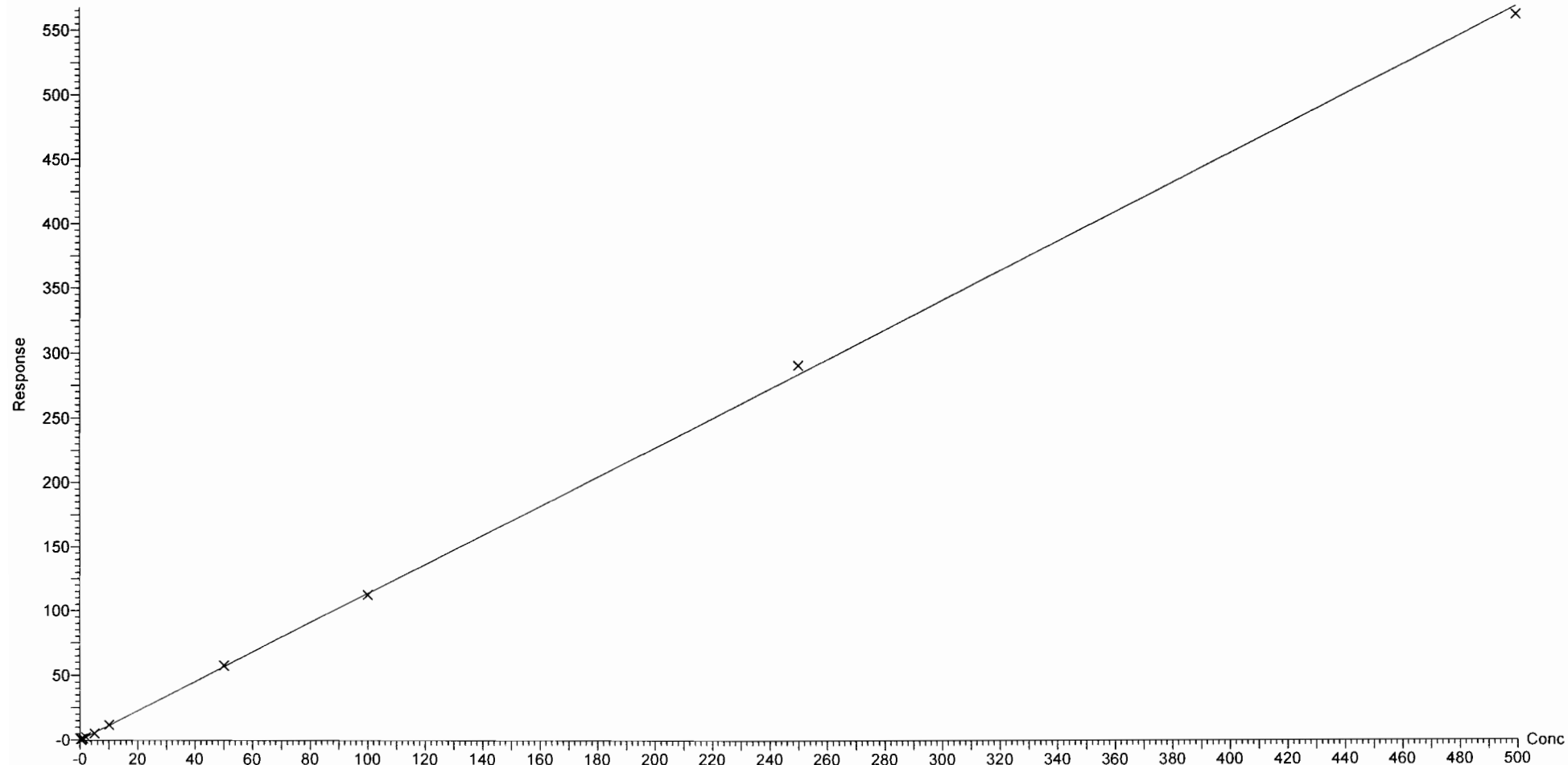
Compound name: PFBA

Correlation coefficient:  $r = 0.999829$ ,  $r^2 = 0.999657$

Calibration curve:  $1.13435 * x + 0.00496909$

Response type: Internal Std ( Ref 34 ), Area \* ( IS Conc. / IS Area )

Curve type: Linear, Origin: Include, Weighting: 1/x, Axis trans: None





Dataset: F:\Projects\PFAS.PRO\Results\180315M1\180315M1-CRV.qld

Last Altered: Friday, March 16, 2018 10:07:42 Pacific Daylight Time

Printed: Friday, March 16, 2018 10:36:22 Pacific Daylight Time

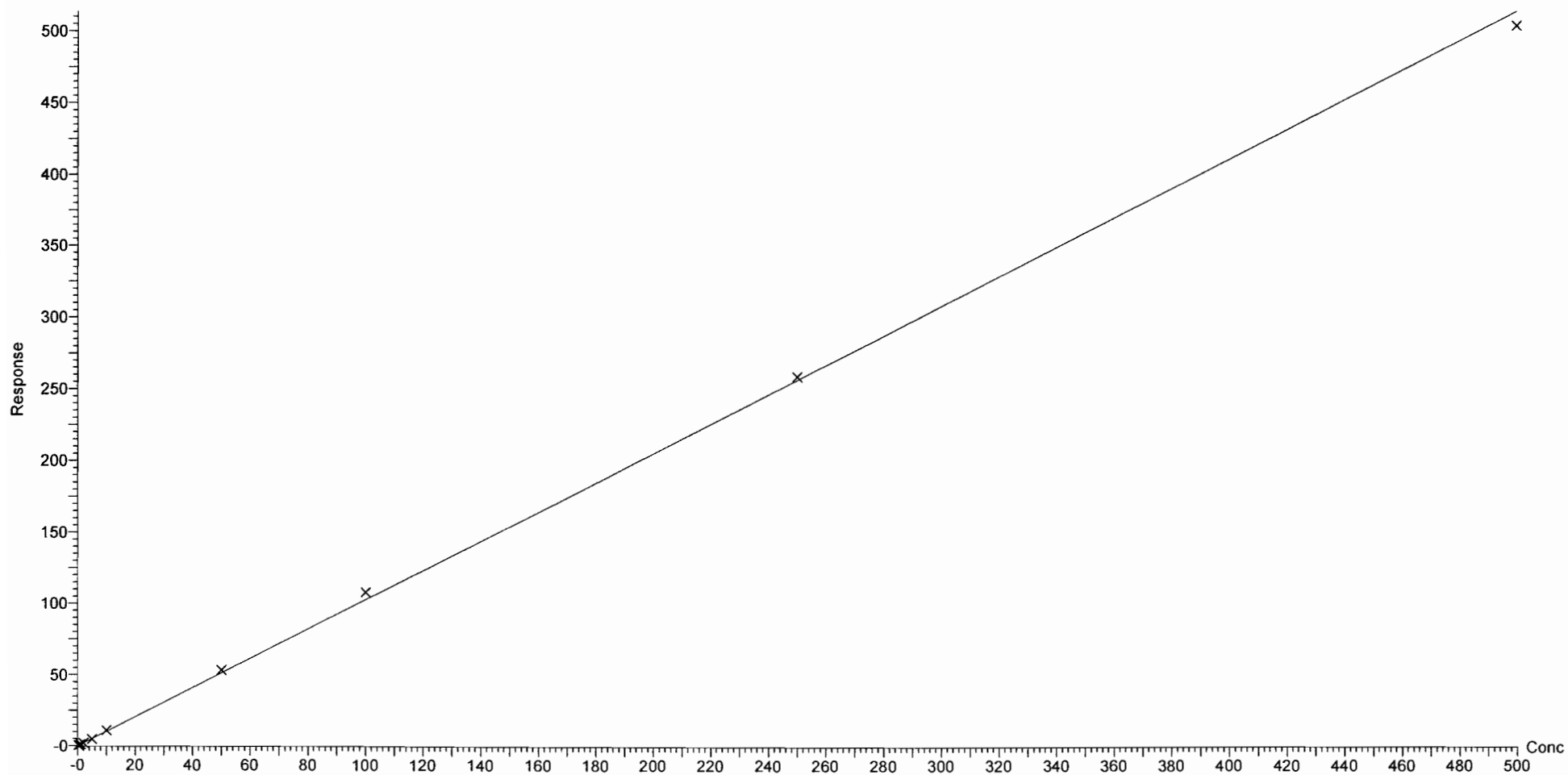
Compound name: PFPeA

Correlation coefficient:  $r = 0.999642$ ,  $r^2 = 0.999284$

Calibration curve:  $1.02666 * x + 0.0219285$

Response type: Internal Std ( Ref 35 ), Area \* ( IS Conc. / IS Area )

Curve type: Linear, Origin: Exclude, Weighting: 1/x, Axis trans: None



Dataset: F:\Projects\PFAS.PRO\Results\180315M1\180315M1-CRV.qld

Last Altered: Friday, March 16, 2018 10:07:42 Pacific Daylight Time

Printed: Friday, March 16, 2018 10:36:22 Pacific Daylight Time

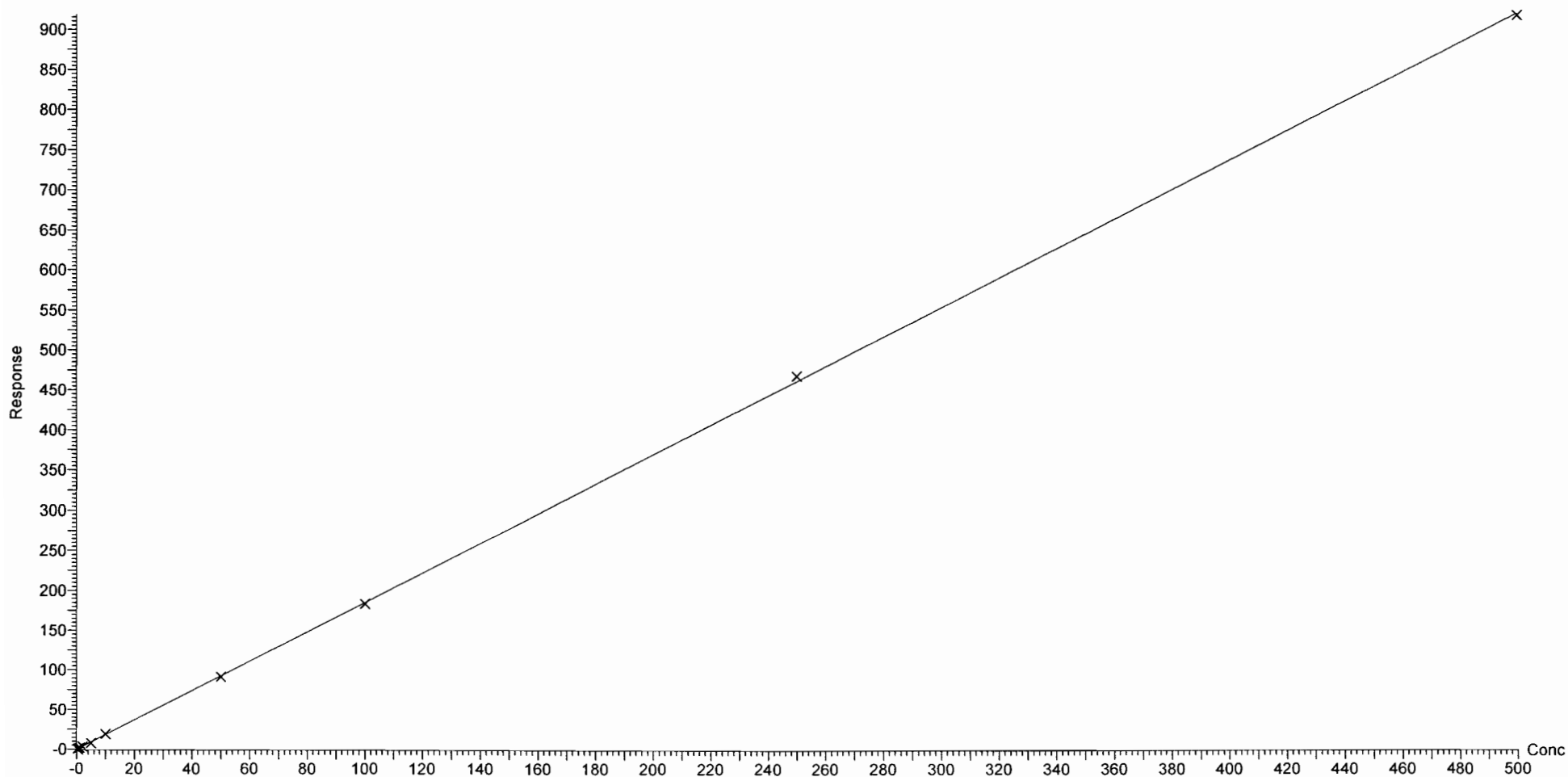
Compound name: PFBS

Coefficient of Determination:  $R^2 = 0.999747$

Calibration curve:  $-4.06127e-005 * x^2 + 1.85696 * x + -0.170509$

Response type: Internal Std ( Ref 36 ), Area \* ( IS Conc. / IS Area )

Curve type: 2nd Order, Origin: Exclude, Weighting: 1/x, Axis trans: None



Dataset: F:\Projects\PFAS.PRO\Results\180315M1\180315M1-CRV.qld

Last Altered: Friday, March 16, 2018 10:07:42 Pacific Daylight Time

Printed: Friday, March 16, 2018 10:36:22 Pacific Daylight Time

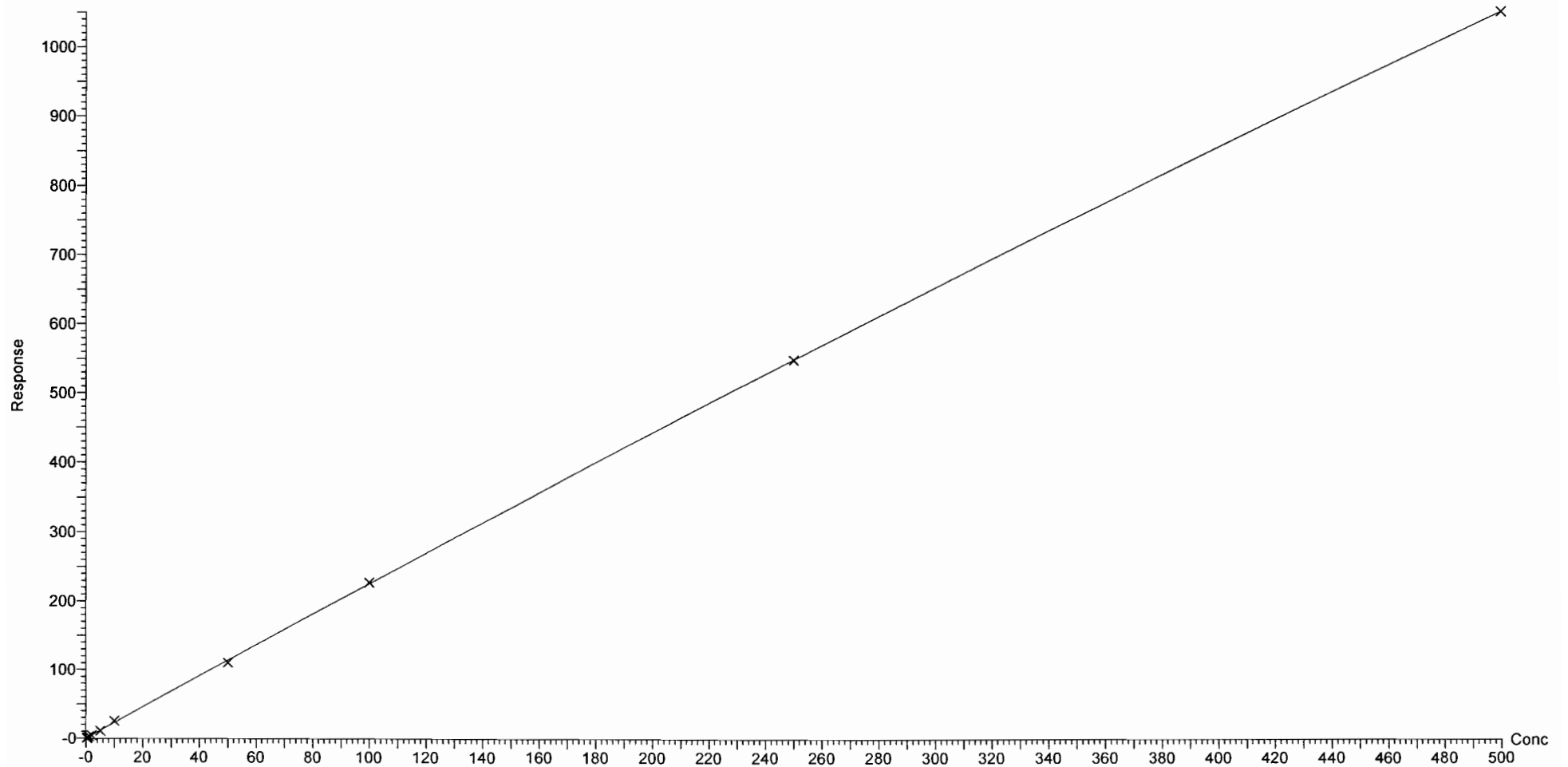
Compound name: 4:2 FTS

Coefficient of Determination:  $R^2 = 0.999740$

Calibration curve:  $-0.000390084 * x^2 + 2.29521 * x + -0.0420343$

Response type: Internal Std ( Ref 36 ), Area \* ( IS Conc. / IS Area )

Curve type: 2nd Order, Origin: Exclude, Weighting: 1/x, Axis trans: None



Dataset: F:\Projects\PFAS.PRO\Results\180315M1\180315M1-CRV.qld

Last Altered: Friday, March 16, 2018 10:07:42 Pacific Daylight Time

Printed: Friday, March 16, 2018 10:36:22 Pacific Daylight Time

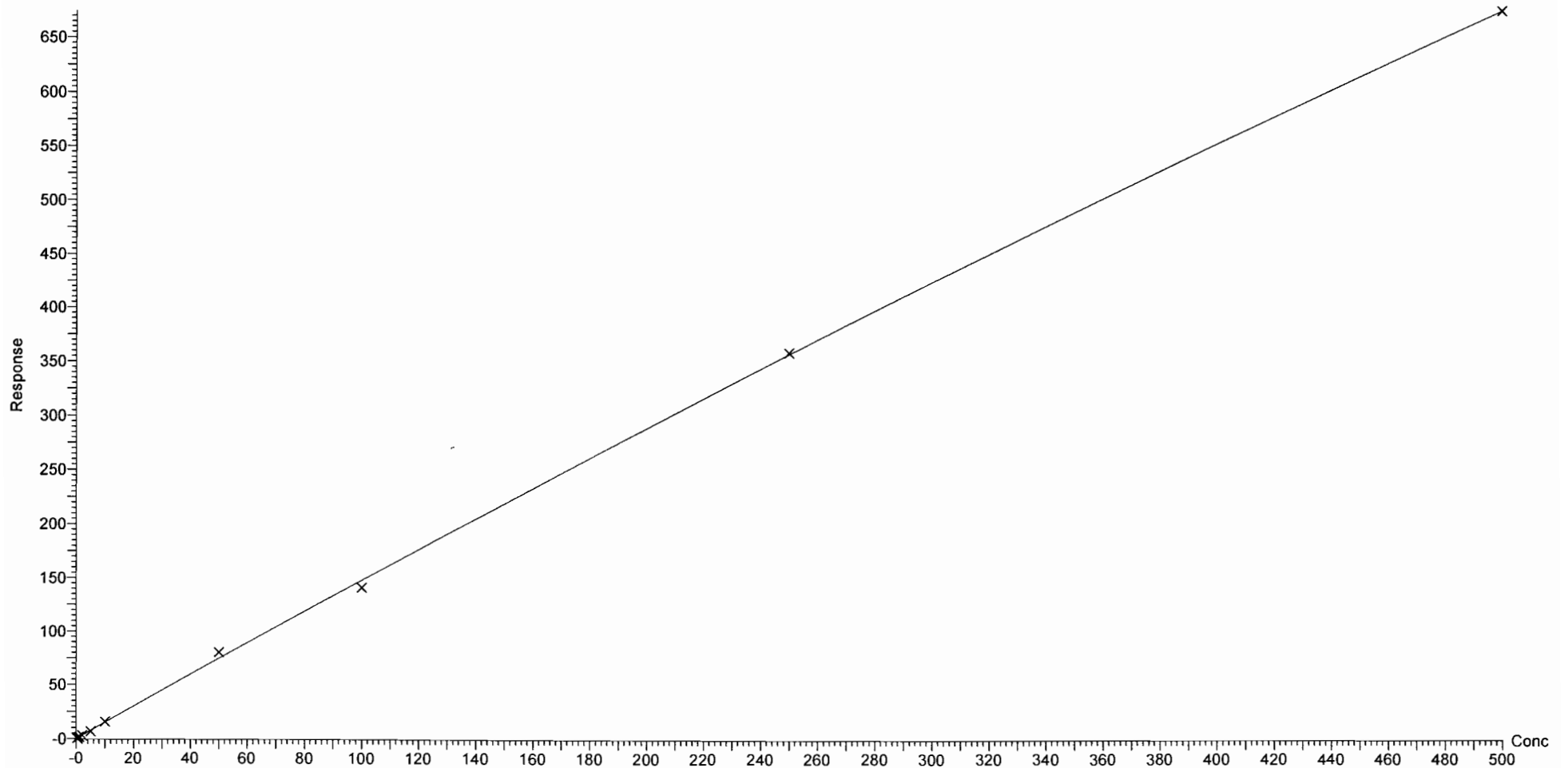
Compound name: PFHxA

Coefficient of Determination:  $R^2 = 0.999235$

Calibration curve:  $-0.000323253 * x^2 + 1.50961 * x + 0.0169979$

Response type: Internal Std ( Ref 37 ), Area \* ( IS Conc. / IS Area )

Curve type: 2nd Order, Origin: Include, Weighting: 1/x, Axis trans: None



Dataset: F:\Projects\PFAS.PRO\Results\180315M1\180315M1-CRV.qld

Last Altered: Friday, March 16, 2018 10:07:42 Pacific Daylight Time

Printed: Friday, March 16, 2018 10:36:22 Pacific Daylight Time

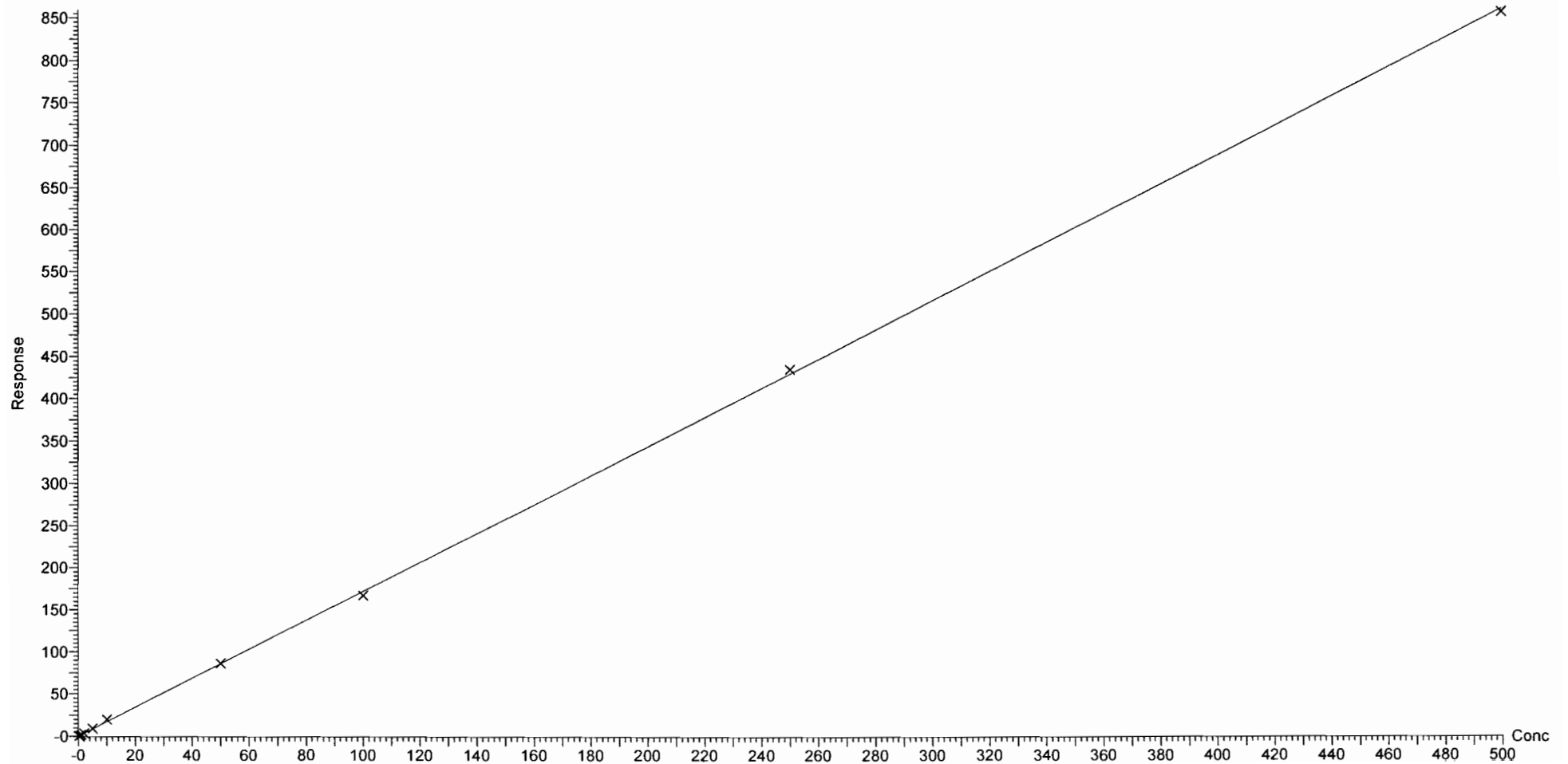
Compound name: PFPeS

Correlation coefficient:  $r = 0.999769$ ,  $r^2 = 0.999539$

Calibration curve:  $1.71903 * x + 0.0833397$

Response type: Internal Std ( Ref 36 ), Area \* ( IS Conc. / IS Area )

Curve type: Linear, Origin: Exclude, Weighting: 1/x, Axis trans: None



Dataset: F:\Projects\PFAS.PRO\Results\180315M1\180315M1-CRV.qld

Last Altered: Friday, March 16, 2018 10:07:42 Pacific Daylight Time

Printed: Friday, March 16, 2018 10:36:22 Pacific Daylight Time

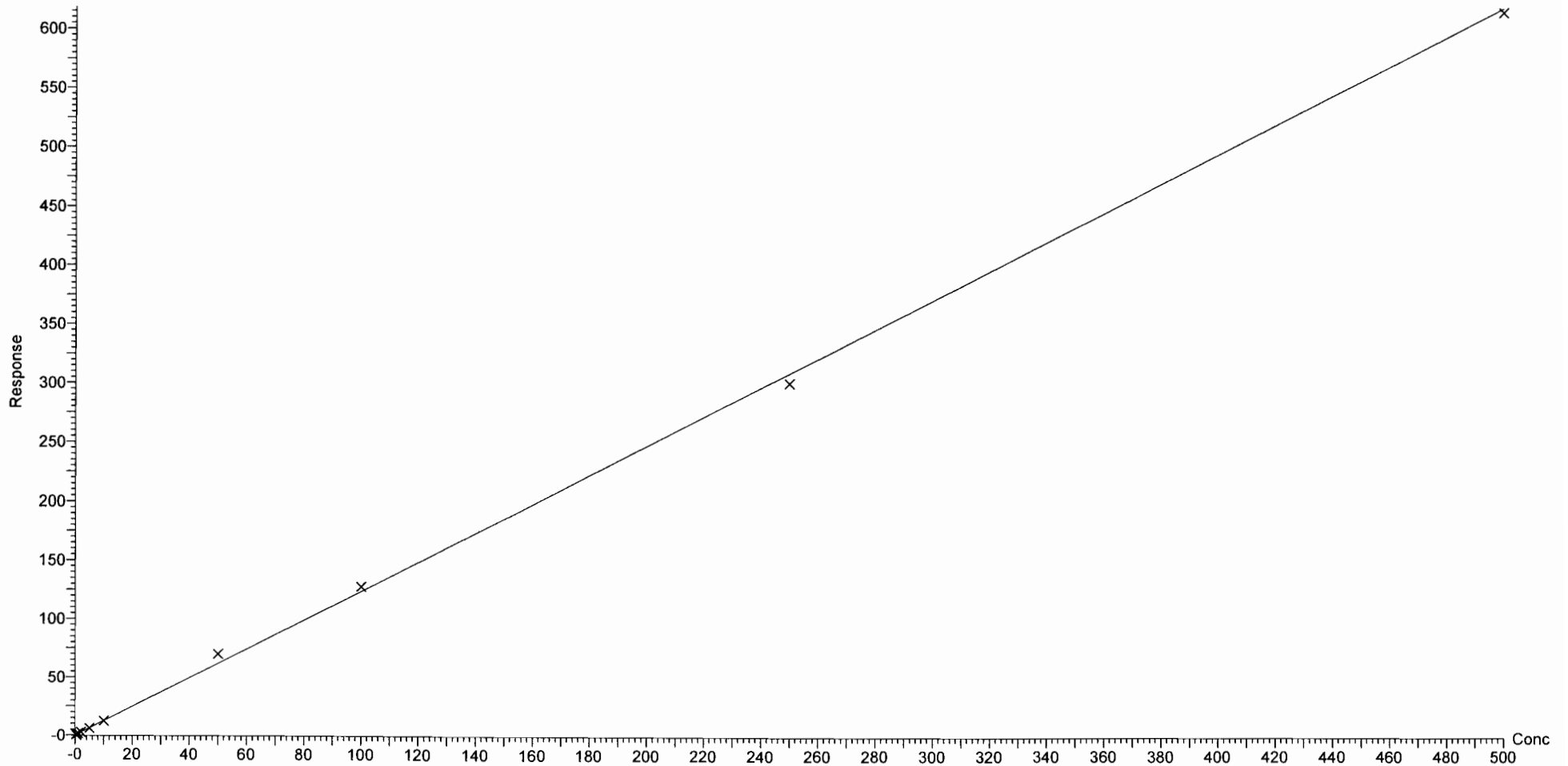
Compound name: PFHpA

Correlation coefficient:  $r = 0.999318$ ,  $r^2 = 0.998636$

Calibration curve:  $1.23628 * x + 0.0554705$

Response type: Internal Std ( Ref 38 ), Area \* ( IS Conc. / IS Area )

Curve type: Linear, Origin: Exclude, Weighting: 1/x, Axis trans: None



Dataset: F:\Projects\PFAS.PRO\Results\180315M1\180315M1-CRV.qld

Last Altered: Friday, March 16, 2018 10:07:42 Pacific Daylight Time

Printed: Friday, March 16, 2018 10:36:22 Pacific Daylight Time

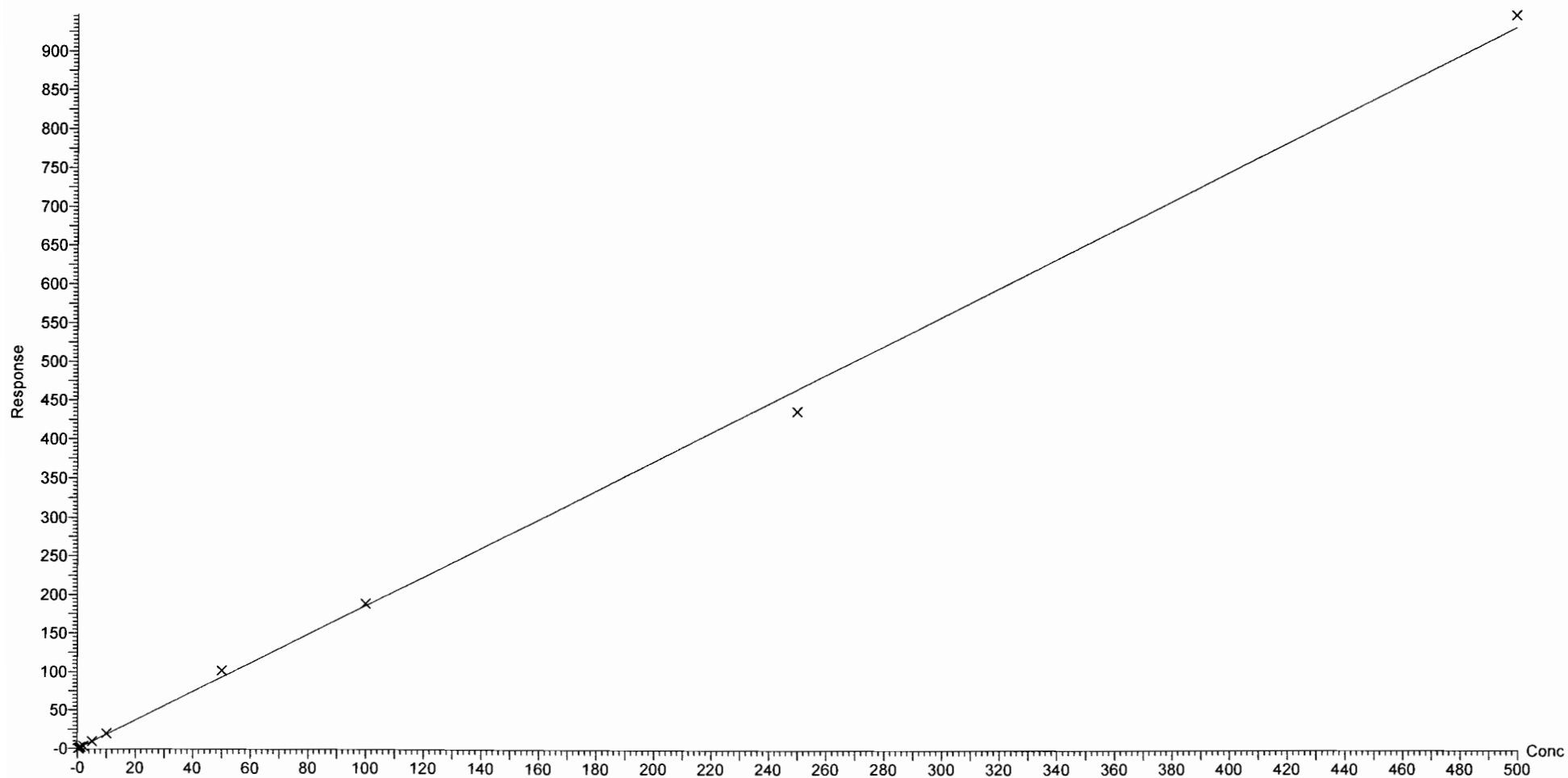
Compound name: L-PFHxS

Correlation coefficient:  $r = 0.999120$ ,  $r^2 = 0.998241$

Calibration curve:  $1.86177 * x + 0.0122647$

Response type: Internal Std ( Ref 39 ), Area \* ( IS Conc. / IS Area )

Curve type: Linear, Origin: Exclude, Weighting: 1/x, Axis trans: None



Dataset: F:\Projects\PFAS.PRO\Results\180315M1\180315M1-CRV.qld

Last Altered: Friday, March 16, 2018 10:07:42 Pacific Daylight Time

Printed: Friday, March 16, 2018 10:36:22 Pacific Daylight Time

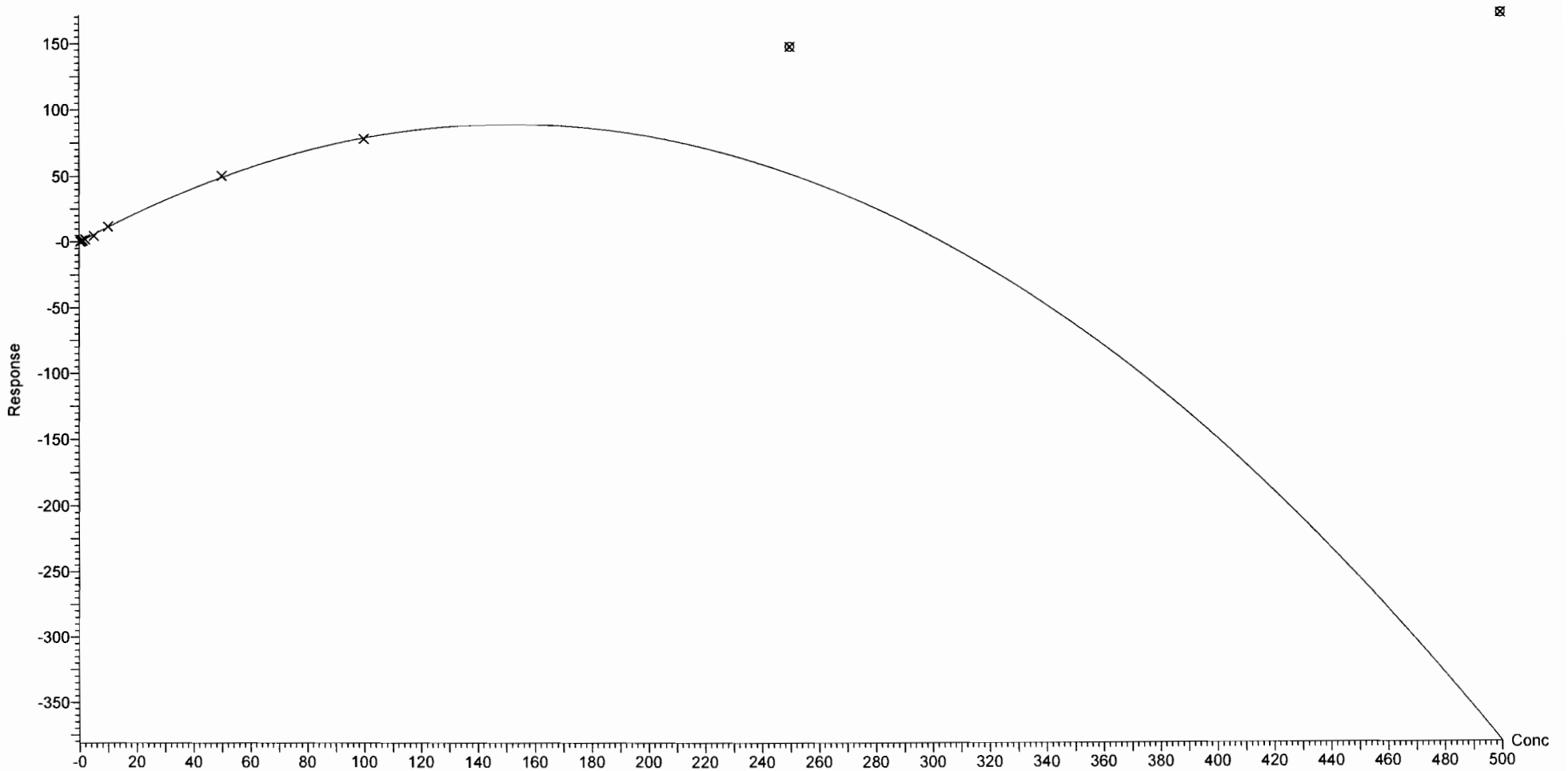
Compound name: 6:2 FTS

Coefficient of Determination:  $R^2 = 0.997415$

Calibration curve:  $-0.0038744 * x^2 + 1.17533 * x + -0.0531096$

Response type: Internal Std ( Ref 40 ), Area \* ( IS Conc. / IS Area )

Curve type: 2nd Order, Origin: Include, Weighting: 1/x, Axis trans: None





Dataset: F:\Projects\PFAS.PRO\Results\180315M1\180315M1-CRV.qld

Last Altered: Friday, March 16, 2018 10:07:42 Pacific Daylight Time

Printed: Friday, March 16, 2018 10:36:22 Pacific Daylight Time

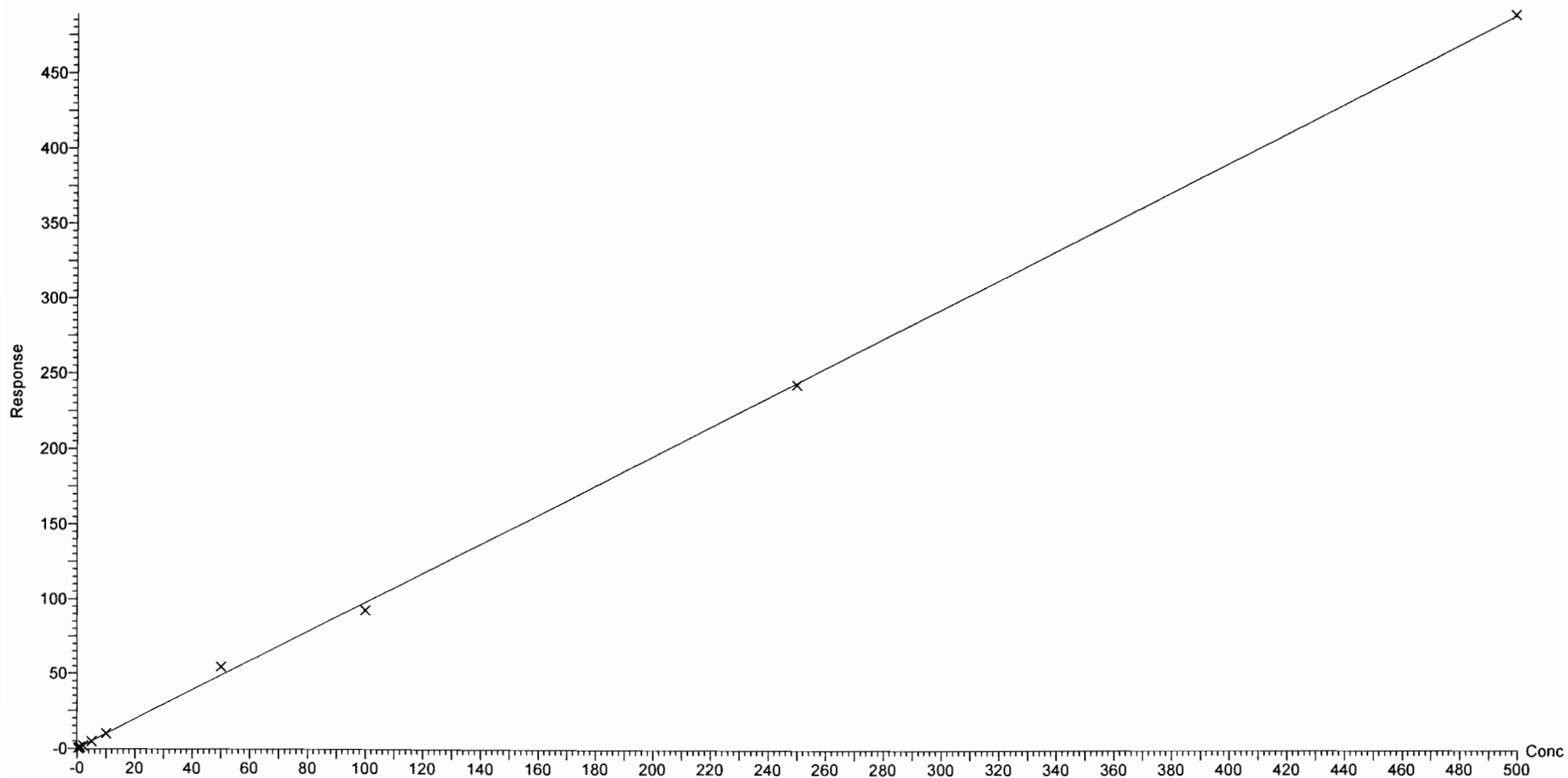
Compound name: L-PFOA

Coefficient of Determination:  $R^2 = 0.998799$

Calibration curve:  $-6.64326e-006 * x^2 + 0.97868 * x + 0.0282129$

Response type: Internal Std ( Ref 41 ), Area \* ( IS Conc. / IS Area )

Curve type: 2nd Order, Origin: Exclude, Weighting: 1/x, Axis trans: None



Dataset: F:\Projects\PFAS.PRO\Results\180315M1\180315M1-CRV.qld

Last Altered: Friday, March 16, 2018 10:07:42 Pacific Daylight Time

Printed: Friday, March 16, 2018 10:36:22 Pacific Daylight Time

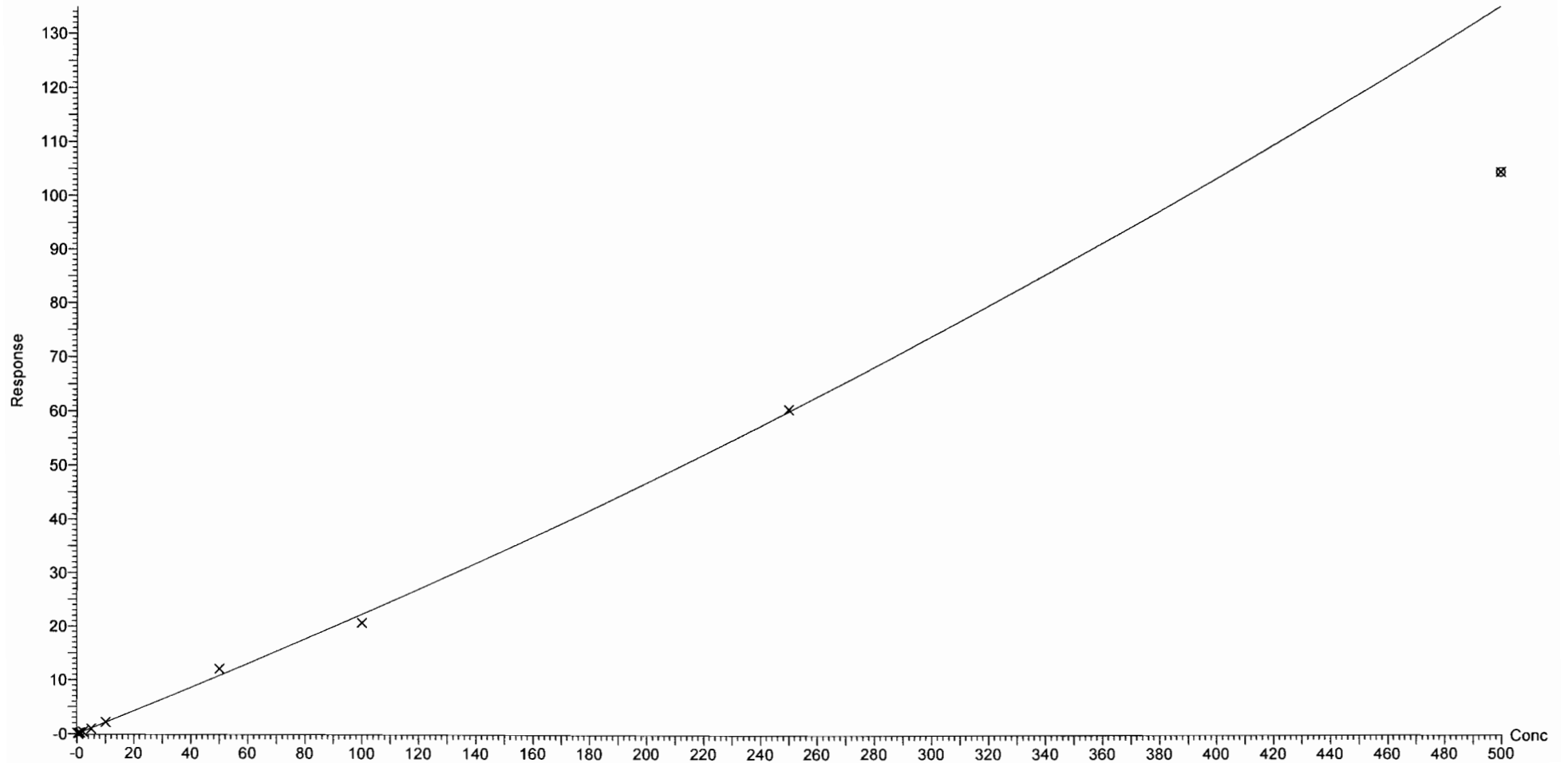
Compound name: PFHpS

Coefficient of Determination:  $R^2 = 0.997289$

Calibration curve:  $0.000117595 * x^2 + 0.210936 * x + -0.00291339$

Response type: Internal Std ( Ref 41 ), Area \* ( IS Conc. / IS Area )

Curve type: 2nd Order, Origin: Exclude, Weighting: 1/x, Axis trans: None



Dataset: F:\Projects\PFAS.PRO\Results\180315M1\180315M1-CRV.qld

Last Altered: Friday, March 16, 2018 10:07:42 Pacific Daylight Time

Printed: Friday, March 16, 2018 10:36:22 Pacific Daylight Time

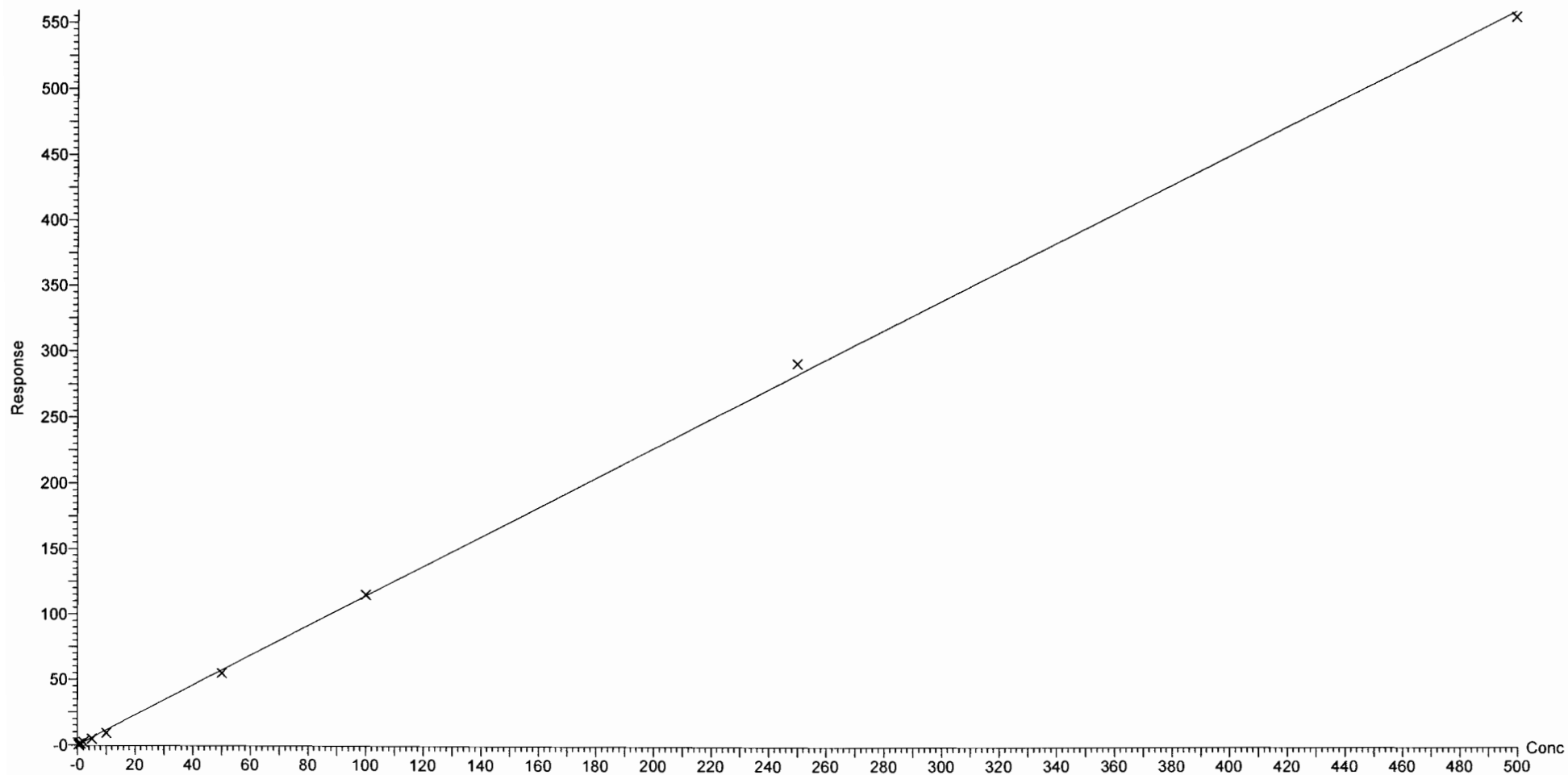
Compound name: PFNA

Coefficient of Determination:  $R^2 = 0.998954$

Calibration curve:  $-6.05658e-005 * x^2 + 1.14817 * x + 0.0122231$

Response type: Internal Std ( Ref 42 ), Area \* ( IS Conc. / IS Area )

Curve type: 2nd Order, Origin: Exclude, Weighting: 1/x, Axis trans: None



Dataset: F:\Projects\PFAS.PRO\Results\180315M1\180315M1-CRV.qld

Last Altered: Friday, March 16, 2018 10:07:42 Pacific Daylight Time

Printed: Friday, March 16, 2018 10:36:22 Pacific Daylight Time

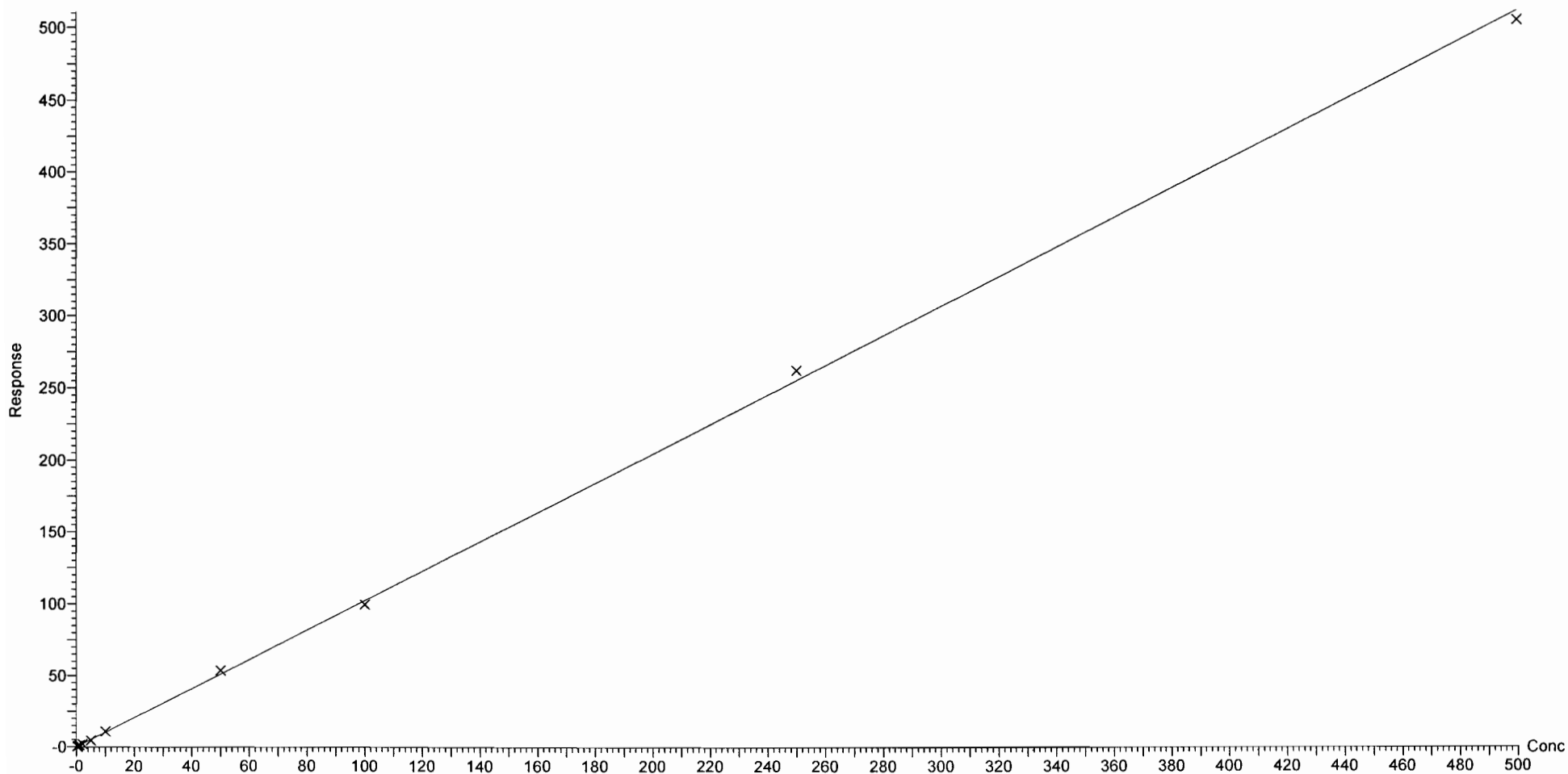
Compound name: PFOSA

Correlation coefficient:  $r = 0.999671$ ,  $r^2 = 0.999341$

Calibration curve:  $1.02136 * x + -0.0143673$

Response type: Internal Std ( Ref 43 ), Area \* ( IS Conc. / IS Area )

Curve type: Linear, Origin: Exclude, Weighting: 1/x, Axis trans: None



Dataset: F:\Projects\PFAS.PRO\Results\180315M1\180315M1-CRV.qld

Last Altered: Friday, March 16, 2018 10:07:42 Pacific Daylight Time

Printed: Friday, March 16, 2018 10:36:22 Pacific Daylight Time

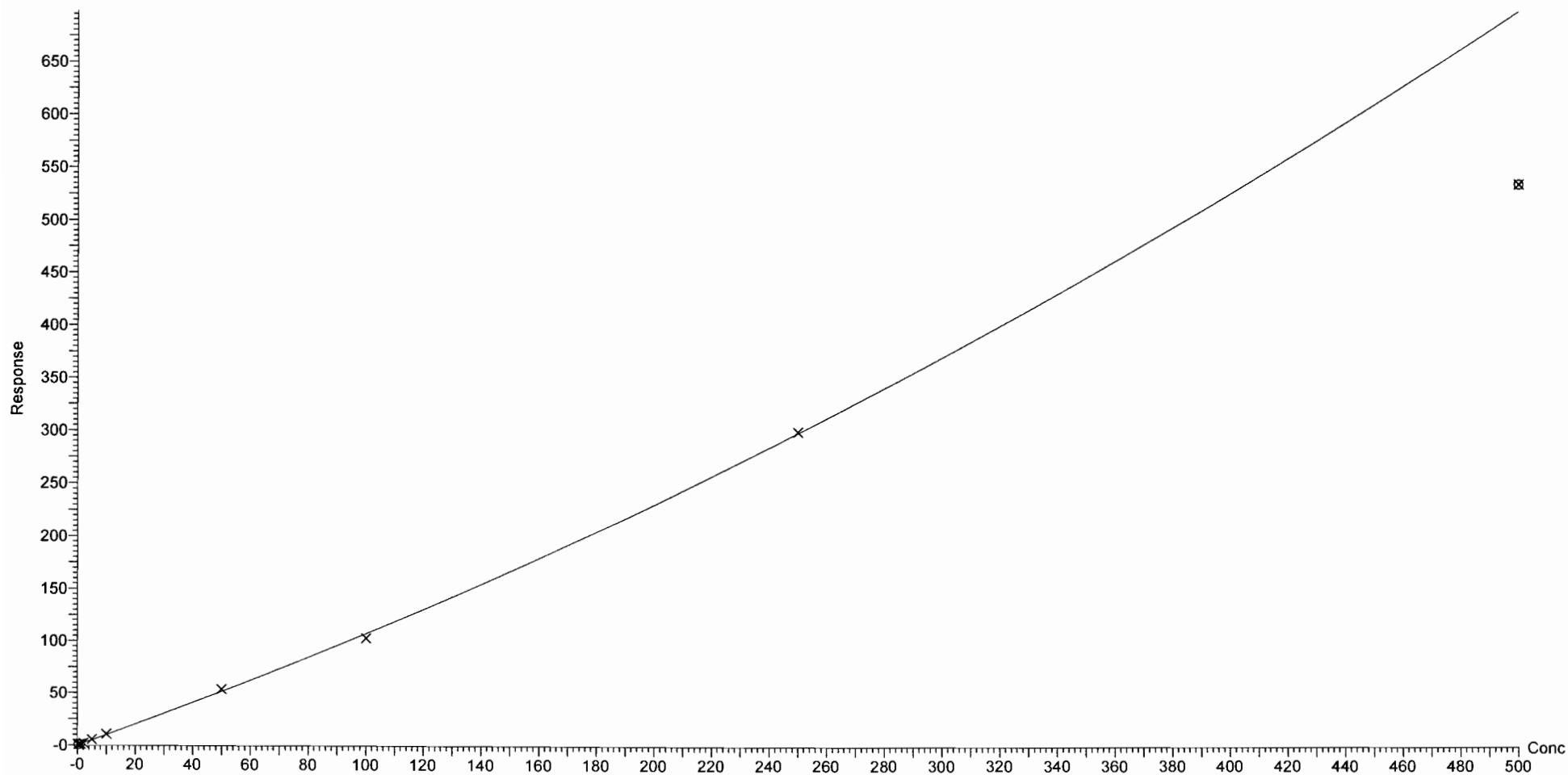
Compound name: L-PFOS

Coefficient of Determination:  $R^2 = 0.999312$

Calibration curve:  $0.000806799 * x^2 + 0.992229 * x + -0.0666355$

Response type: Internal Std ( Ref 44 ), Area \* ( IS Conc. / IS Area )

Curve type: 2nd Order, Origin: Exclude, Weighting: 1/x, Axis trans: None



Dataset: F:\Projects\PFAS.PRO\Results\180315M1\180315M1-CRV.qld

Last Altered: Friday, March 16, 2018 10:07:42 Pacific Daylight Time

Printed: Friday, March 16, 2018 10:36:22 Pacific Daylight Time

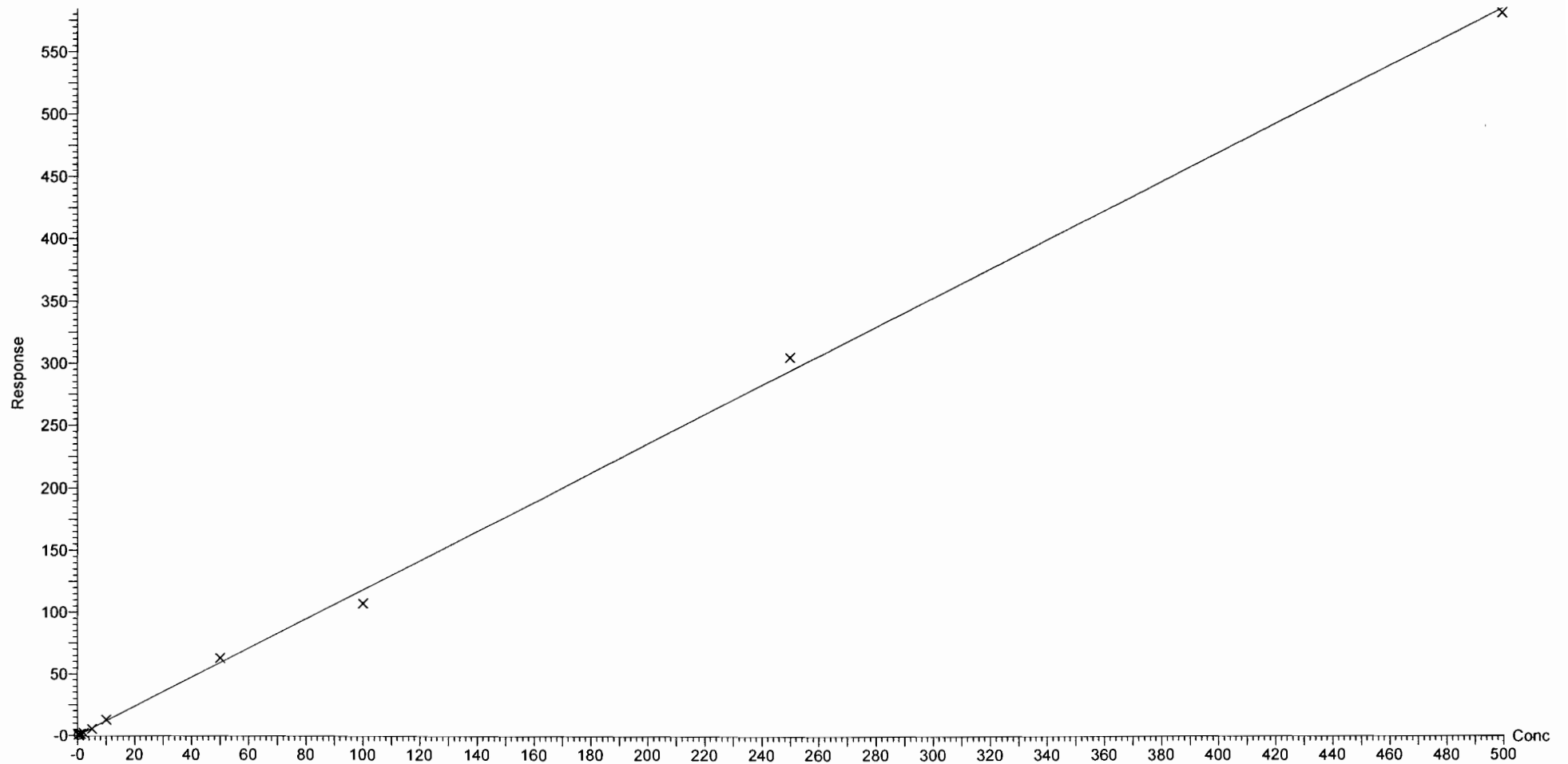
Compound name: PFDA

Coefficient of Determination:  $R^2 = 0.998147$

Calibration curve:  $-3.44313e-005 * x^2 + 1.18527 * x + 0.0718944$

Response type: Internal Std ( Ref 45 ), Area \* ( IS Conc. / IS Area )

Curve type: 2nd Order, Origin: Exclude, Weighting: 1/x, Axis trans: None



Dataset: F:\Projects\PFAS.PRO\Results\180315M1\180315M1-CRV.qld

Last Altered: Friday, March 16, 2018 10:07:42 Pacific Daylight Time

Printed: Friday, March 16, 2018 10:36:22 Pacific Daylight Time

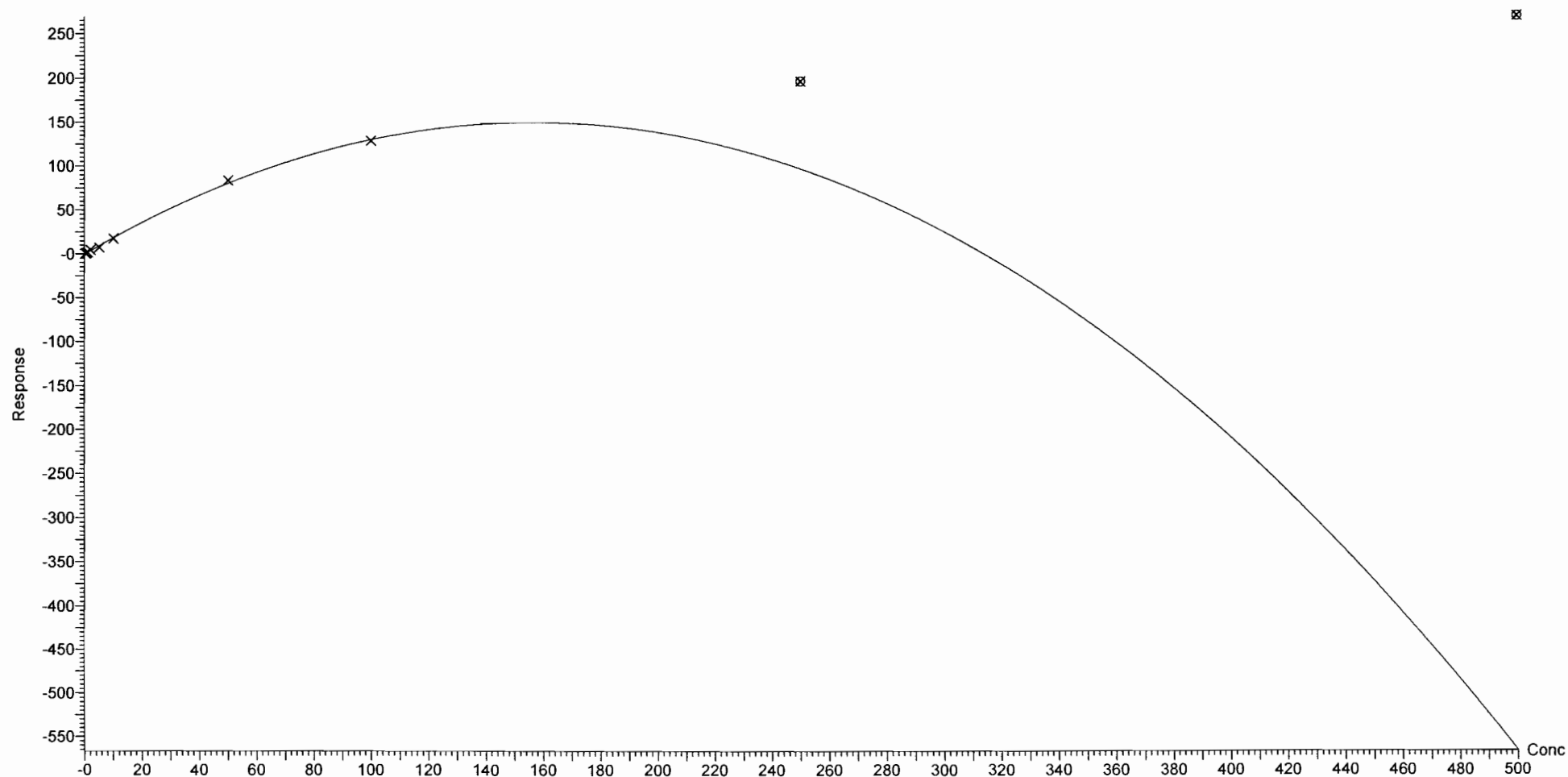
Compound name: 8:2 FTS

Coefficient of Determination:  $R^2 = 0.995390$

Calibration curve:  $-0.00608572 * x^2 + 1.91071 * x + 0.0197452$

Response type: Internal Std ( Ref 46 ), Area \* ( IS Conc. / IS Area )

Curve type: 2nd Order, Origin: Include, Weighting: 1/x, Axis trans: None



Dataset: F:\Projects\PFAS.PRO\Results\180315M1\180315M1-CRV.qld

Last Altered: Friday, March 16, 2018 10:07:42 Pacific Daylight Time

Printed: Friday, March 16, 2018 10:36:22 Pacific Daylight Time

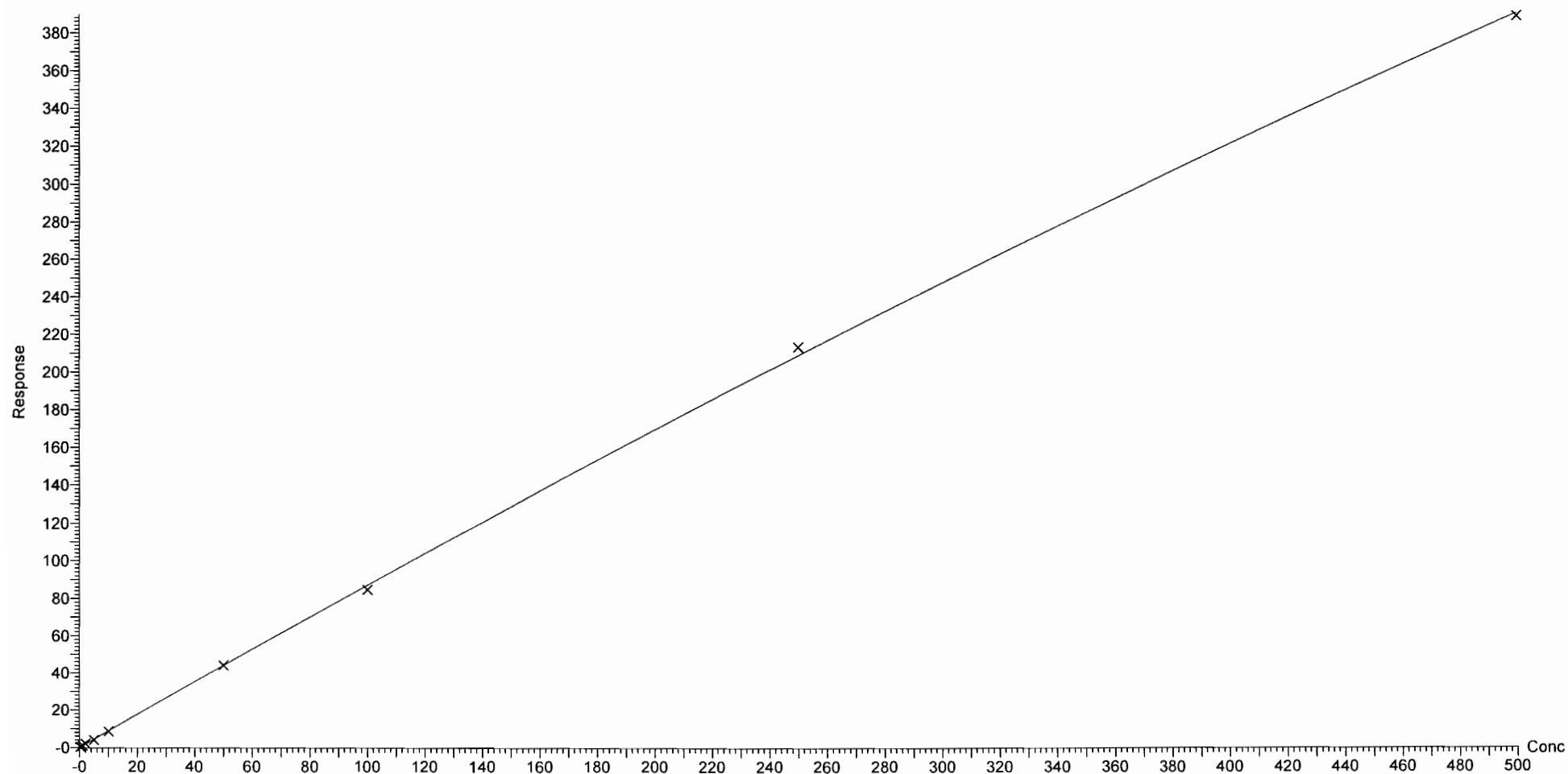
Compound name: PFNS

Coefficient of Determination:  $R^2 = 0.999615$

Calibration curve:  $-0.000226962 * x^2 + 0.892764 * x + -0.0424765$

Response type: Internal Std ( Ref 44 ), Area \* ( IS Conc. / IS Area )

Curve type: 2nd Order, Origin: Exclude, Weighting: 1/x, Axis trans: None





Dataset: F:\Projects\PFAS.PRO\Results\180315M1\180315M1-CRV.qld

Last Altered: Friday, March 16, 2018 10:07:42 Pacific Daylight Time

Printed: Friday, March 16, 2018 10:36:22 Pacific Daylight Time

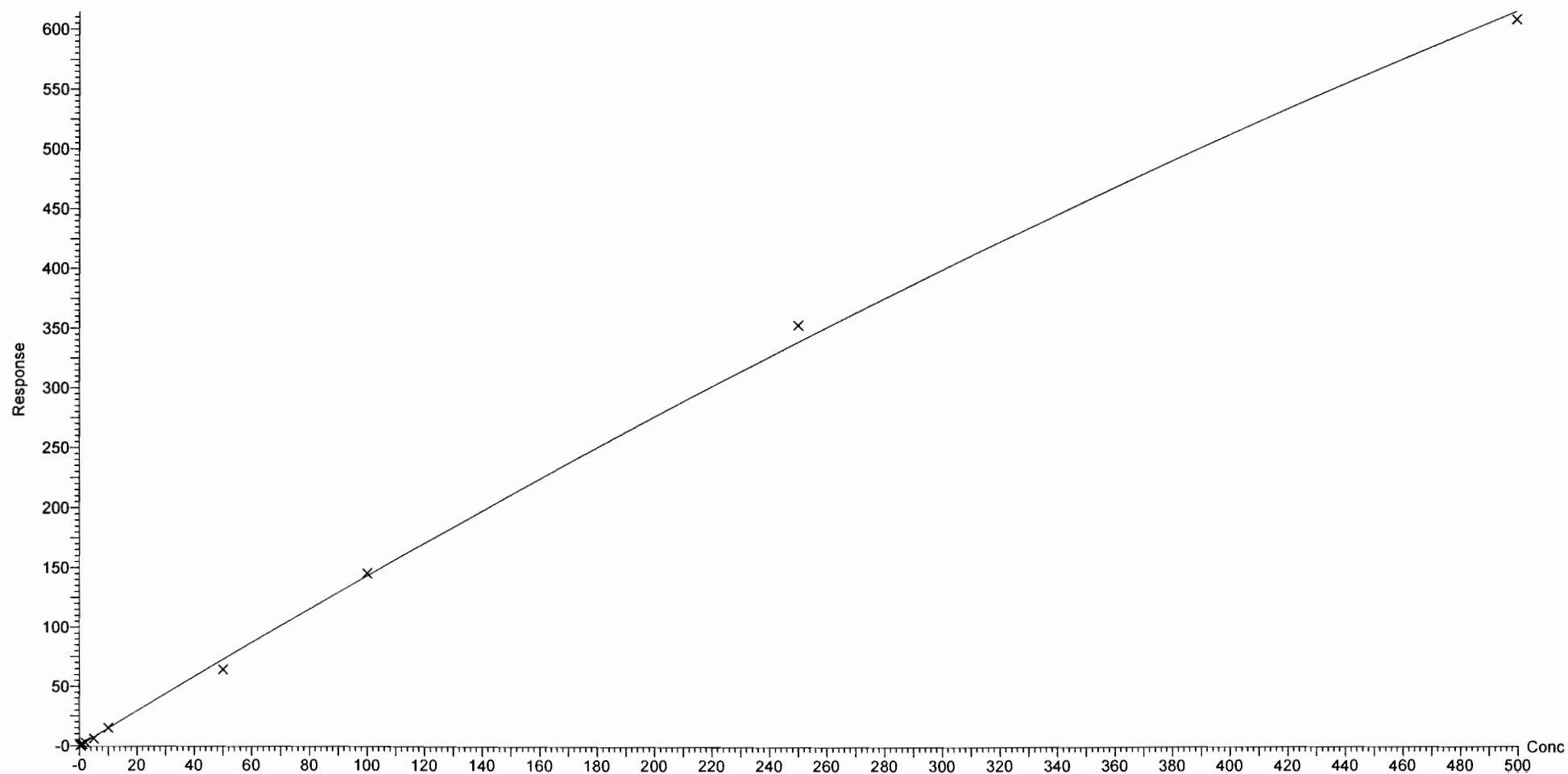
Compound name: N-MeFOSAA

Coefficient of Determination:  $R^2 = 0.998179$

Calibration curve:  $-0.00051631 * x^2 + 1.48683 * x + -0.0971552$

Response type: Internal Std ( Ref 47 ), Area \* ( IS Conc. / IS Area )

Curve type: 2nd Order, Origin: Include, Weighting: 1/x, Axis trans: None

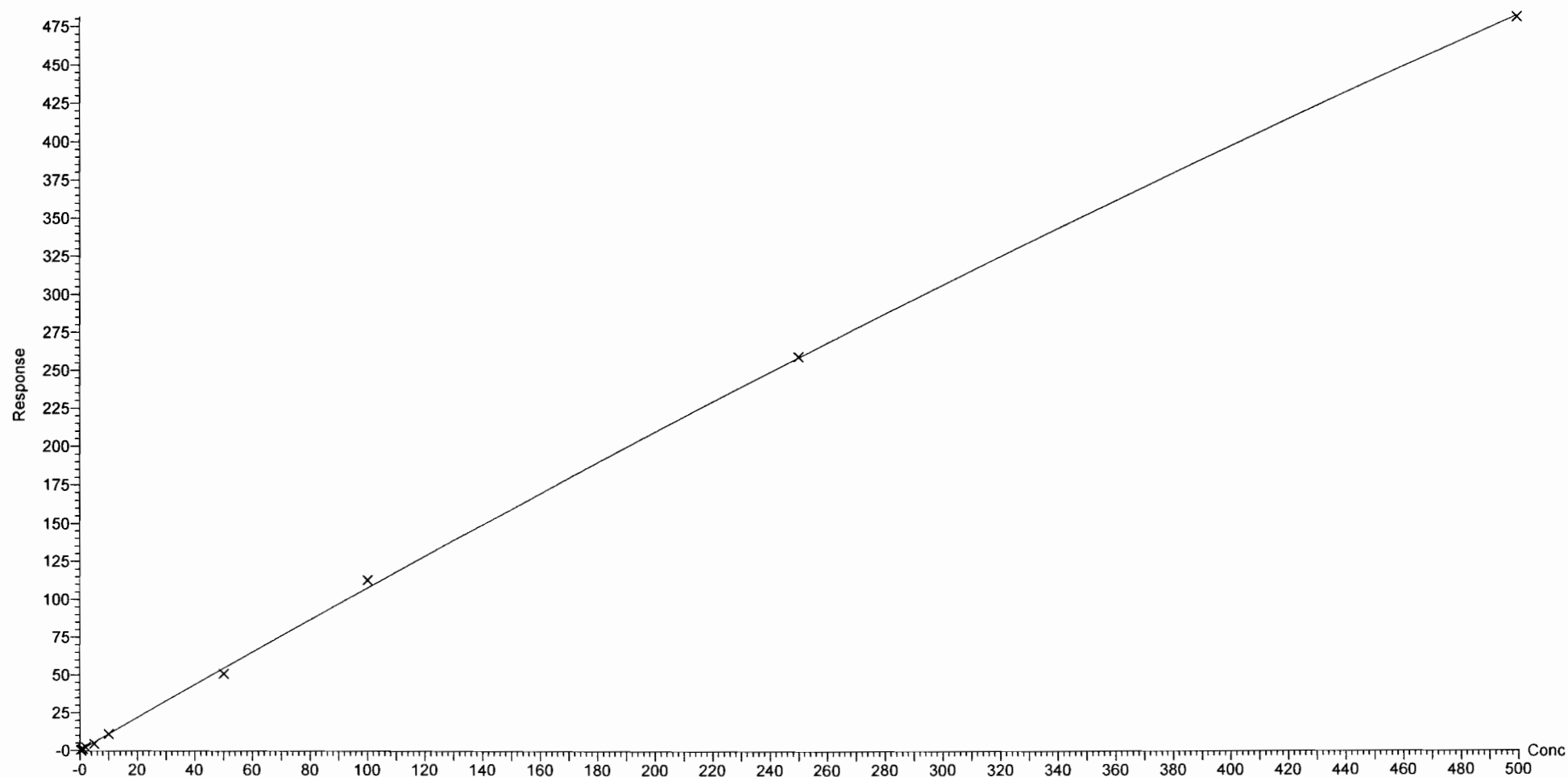


Dataset: F:\Projects\PFAS.PRO\Results\180315M1\180315M1-CRV.qld

Last Altered: Friday, March 16, 2018 10:07:42 Pacific Daylight Time

Printed: Friday, March 16, 2018 10:36:22 Pacific Daylight Time

Compound name: N-EtFOSAA  
Coefficient of Determination:  $R^2 = 0.999085$   
Calibration curve:  $-0.000286972 * x^2 + 1.10604 * x + -0.0490702$   
Response type: Internal Std ( Ref 48 ), Area \* ( IS Conc. / IS Area )  
Curve type: 2nd Order, Origin: Include, Weighting: 1/x, Axis trans: None



Dataset: F:\Projects\PFAS.PRO\Results\180315M1\180315M1-CRV.qld

Last Altered: Friday, March 16, 2018 10:07:42 Pacific Daylight Time

Printed: Friday, March 16, 2018 10:36:22 Pacific Daylight Time

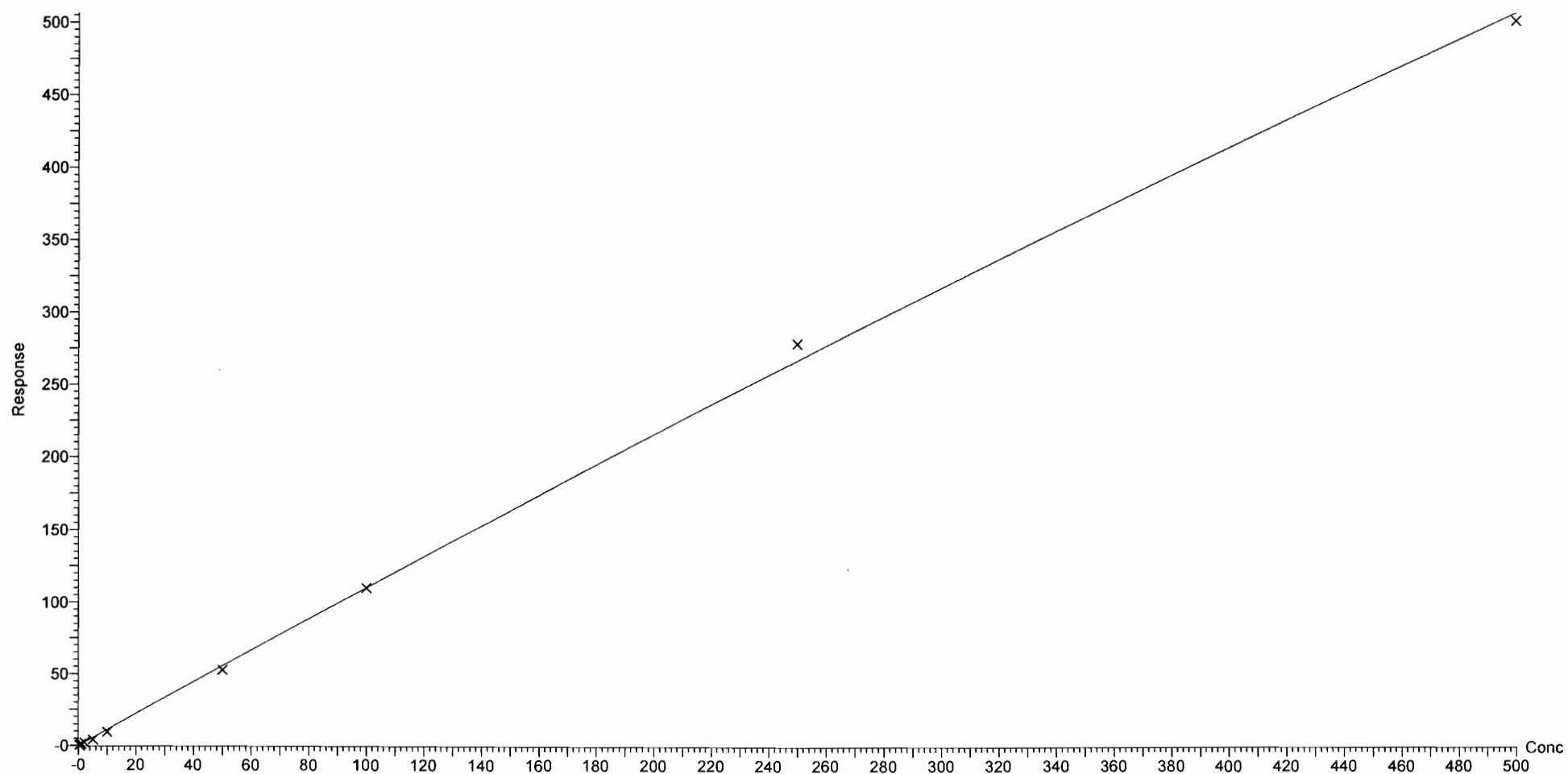
Compound name: PFUdA

Coefficient of Determination:  $R^2 = 0.998365$

Calibration curve:  $-0.000224779 * x^2 + 1.12547 * x + -0.0654128$

Response type: Internal Std ( Ref 49 ), Area \* ( IS Conc. / IS Area )

Curve type: 2nd Order, Origin: Exclude, Weighting: 1/x, Axis trans: None



Dataset: F:\Projects\PFAS.PRO\Results\180315M1\180315M1-CRV.qld

Last Altered: Friday, March 16, 2018 10:07:42 Pacific Daylight Time

Printed: Friday, March 16, 2018 10:36:22 Pacific Daylight Time

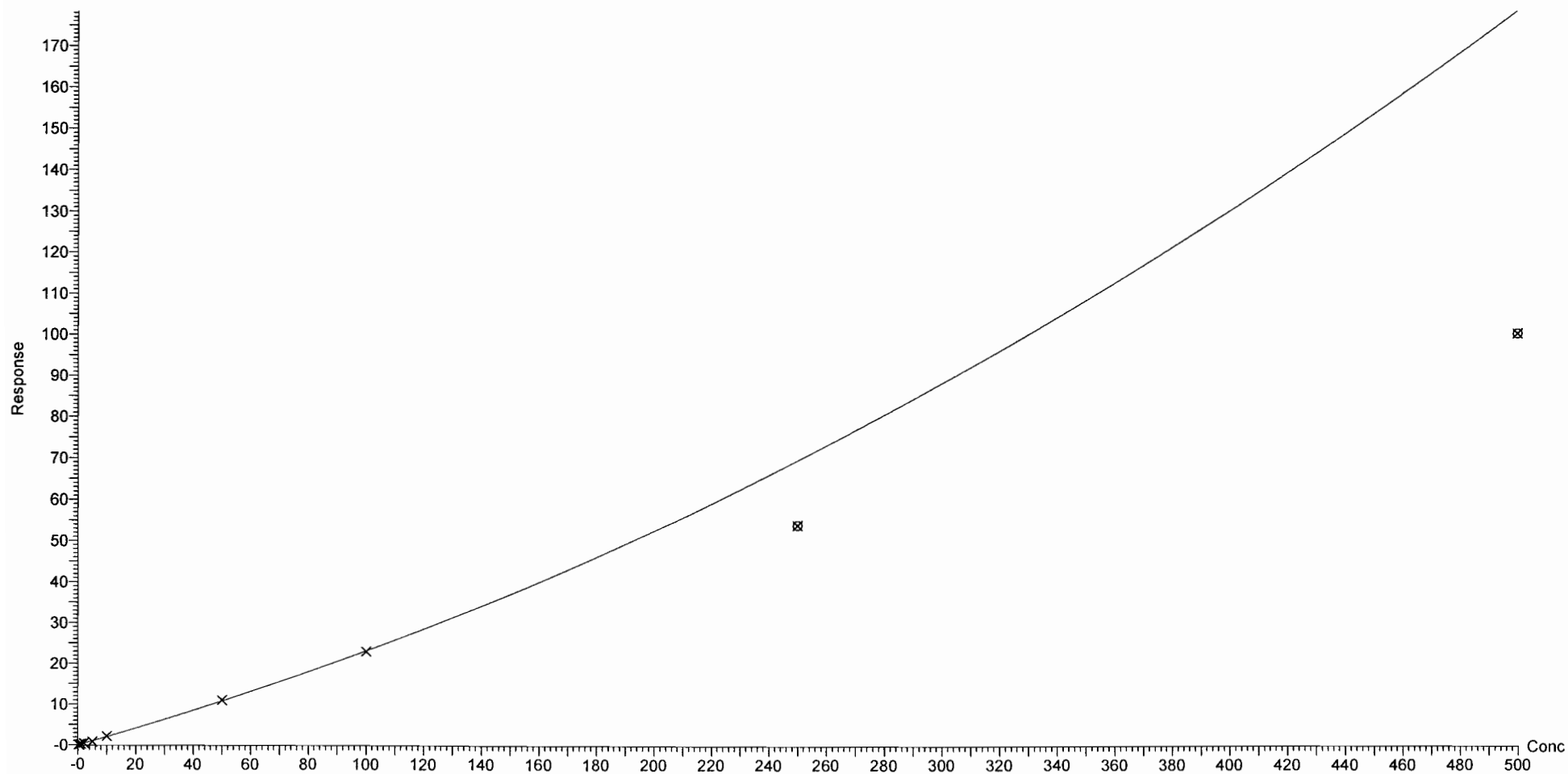
Compound name: PFDS

Coefficient of Determination:  $R^2 = 0.998918$

Calibration curve:  $0.000313491 * x^2 + 0.199816 * x + 0.0152315$

Response type: Internal Std ( Ref 49 ), Area \* ( IS Conc. / IS Area )

Curve type: 2nd Order, Origin: Exclude, Weighting: 1/x, Axis trans: None



Dataset: F:\Projects\PFAS.PRO\Results\180315M1\180315M1-CRV.qld

Last Altered: Friday, March 16, 2018 10:07:42 Pacific Daylight Time

Printed: Friday, March 16, 2018 10:36:22 Pacific Daylight Time

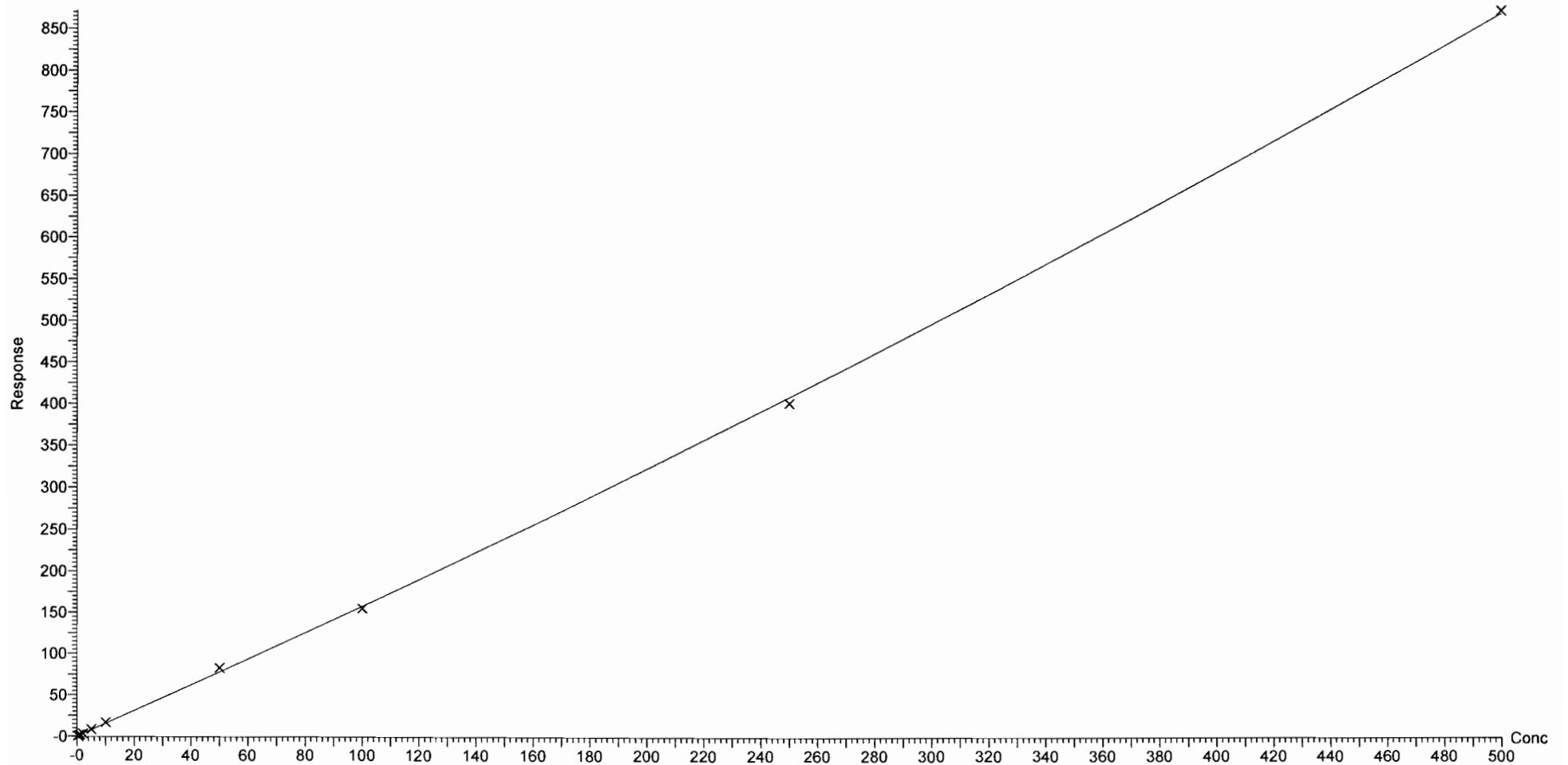
Compound name: PFDoA

Coefficient of Determination:  $R^2 = 0.999618$

Calibration curve:  $0.000401717 * x^2 + 1.53405 * x + 0.209081$

Response type: Internal Std ( Ref 50 ), Area \* ( IS Conc. / IS Area )

Curve type: 2nd Order, Origin: Exclude, Weighting: 1/x, Axis trans: None



Dataset: F:\Projects\PFAS.PRO\Results\180315M1\180315M1-CRV.qld

Last Altered: Friday, March 16, 2018 10:07:42 Pacific Daylight Time

Printed: Friday, March 16, 2018 10:36:22 Pacific Daylight Time

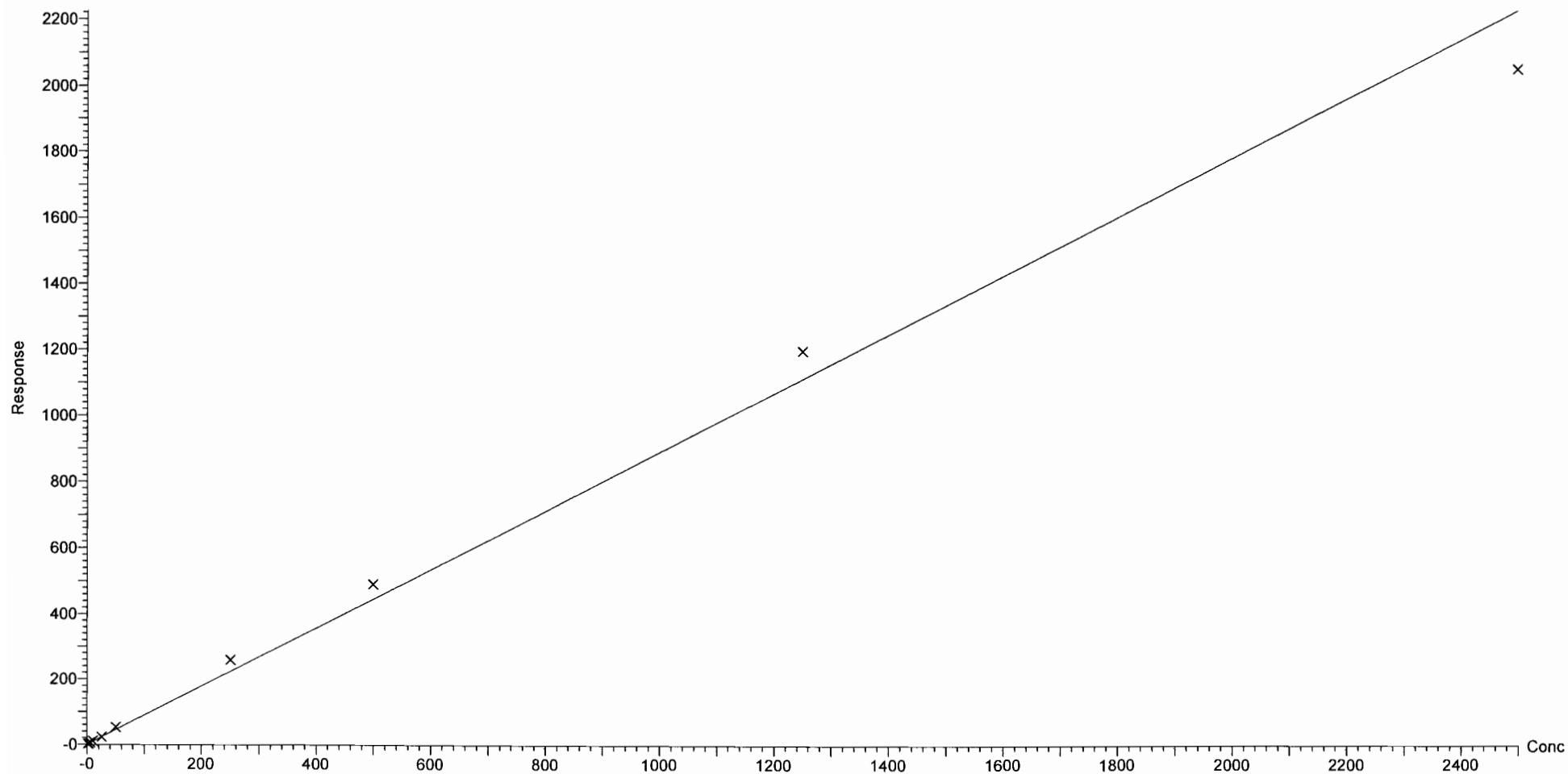
Compound name: N-MeFOSA

Correlation coefficient:  $r = 0.996032$ ,  $r^2 = 0.992079$

Calibration curve:  $0.889615 * x + 0.484402$

Response type: Internal Std ( Ref 51 ), Area \* ( IS Conc. / IS Area )

Curve type: Linear, Origin: Include, Weighting: 1/x, Axis trans: None



Dataset: F:\Projects\PFAS.PRO\Results\180315M1\180315M1-CRV.qld

Last Altered: Friday, March 16, 2018 10:07:42 Pacific Daylight Time

Printed: Friday, March 16, 2018 10:36:22 Pacific Daylight Time

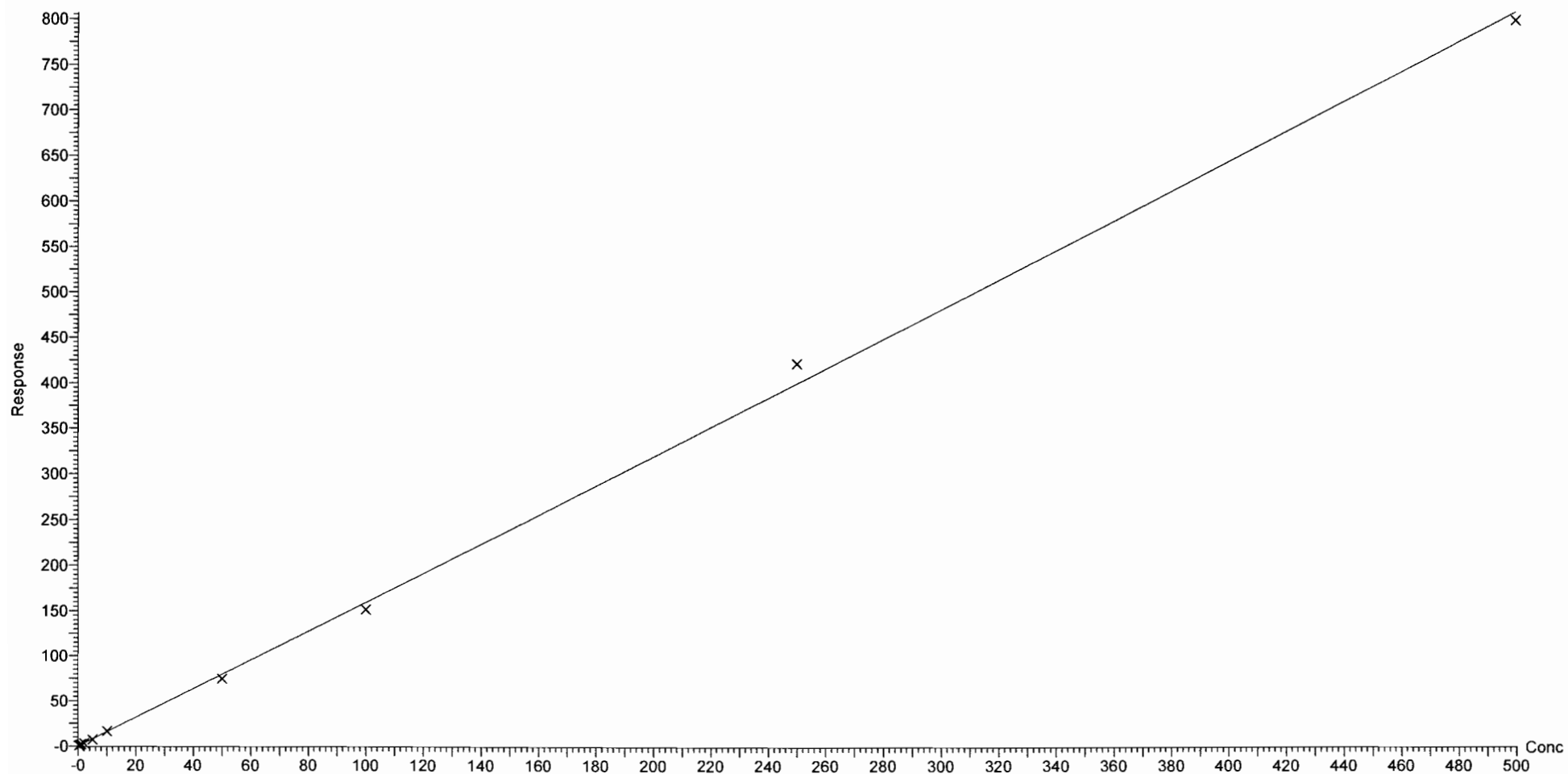
Compound name: PFTrDA

Coefficient of Determination:  $R^2 = 0.998497$

Calibration curve:  $5.02644e-005 * x^2 + 1.58753 * x + 0.0929056$

Response type: Internal Std ( Ref 50 ), Area \* ( IS Conc. / IS Area )

Curve type: 2nd Order, Origin: Exclude, Weighting: 1/x, Axis trans: None



Dataset: F:\Projects\PFAS.PRO\Results\180315M1\180315M1-CRV.qld

Last Altered: Friday, March 16, 2018 10:07:42 Pacific Daylight Time

Printed: Friday, March 16, 2018 10:36:22 Pacific Daylight Time

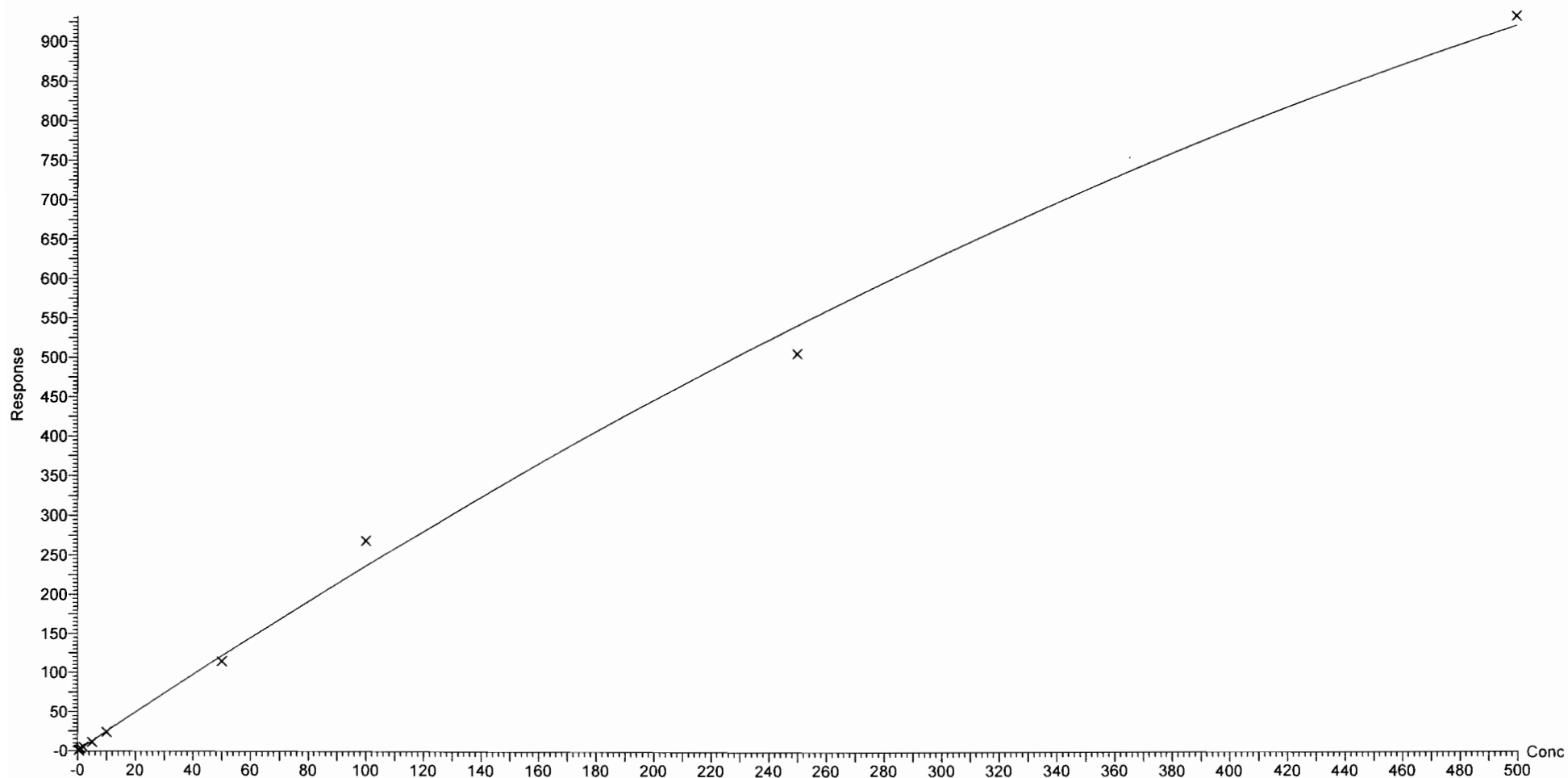
Compound name: PFTeDA

Coefficient of Determination:  $R^2 = 0.995373$

Calibration curve:  $-0.00130941 * x^2 + 2.49421 * x + -0.0487896$

Response type: Internal Std ( Ref 52 ), Area \* ( IS Conc. / IS Area )

Curve type: 2nd Order, Origin: Exclude, Weighting: 1/x, Axis trans: None





Dataset: F:\Projects\PFAS.PRO\Results\180315M1\180315M1-CRV.qld

Last Altered: Friday, March 16, 2018 10:07:42 Pacific Daylight Time

Printed: Friday, March 16, 2018 10:36:22 Pacific Daylight Time

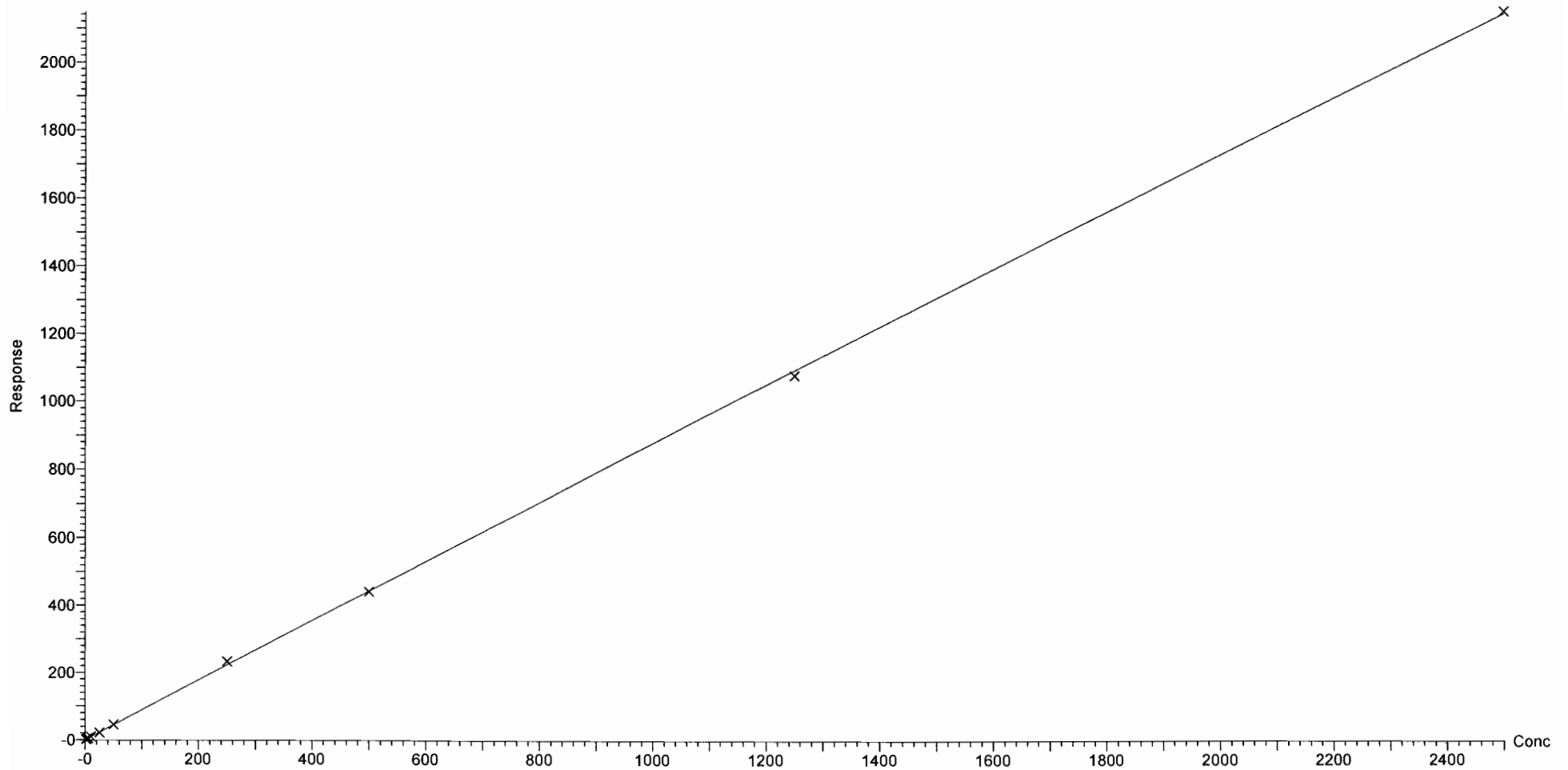
Compound name: N-EtFOSA

Coefficient of Determination:  $R^2 = 0.999740$

Calibration curve:  $-1.49288e-005 * x^2 + 0.893704 * x + 0.163911$

Response type: Internal Std ( Ref 53 ), Area \* ( IS Conc. / IS Area )

Curve type: 2nd Order, Origin: Exclude, Weighting: 1/x, Axis trans: None

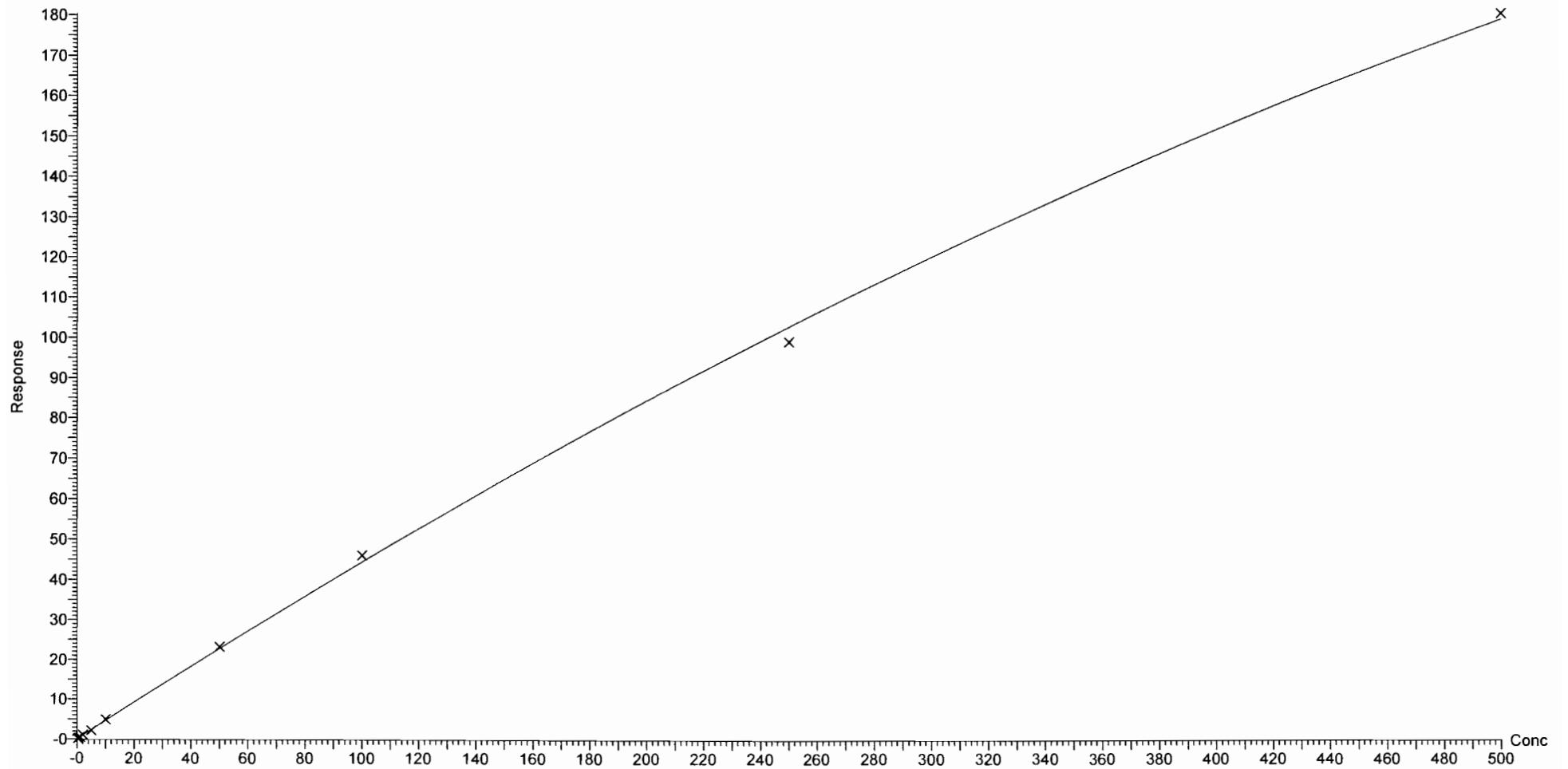


Dataset: F:\Projects\PFAS.PRO\Results\180315M1\180315M1-CRV.qld

Last Altered: Friday, March 16, 2018 10:07:42 Pacific Daylight Time

Printed: Friday, March 16, 2018 10:36:22 Pacific Daylight Time

Compound name: PFHxDA  
Coefficient of Determination:  $R^2 = 0.999217$   
Calibration curve:  $-0.000214215 * x^2 + 0.464667 * x + 0.0664171$   
Response type: Internal Std ( Ref 54 ), Area \* ( IS Conc. / IS Area )  
Curve type: 2nd Order, Origin: Exclude, Weighting: 1/x, Axis trans: None



Dataset: F:\Projects\PFAS.PRO\Results\180315M1\180315M1-CRV.qld

Last Altered: Friday, March 16, 2018 10:07:42 Pacific Daylight Time

Printed: Friday, March 16, 2018 10:36:22 Pacific Daylight Time

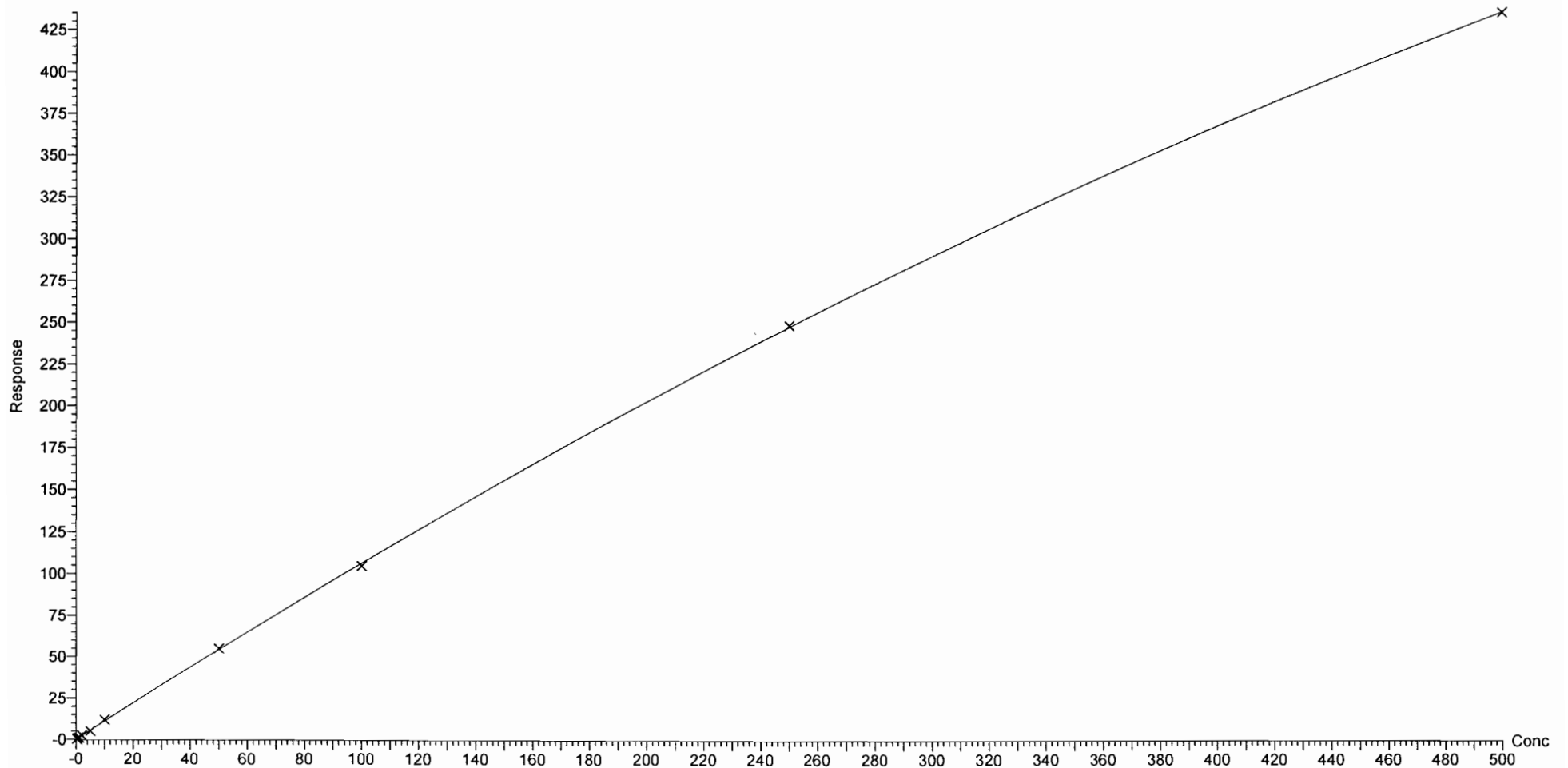
Compound name: PFODA

Coefficient of Determination:  $R^2 = 0.999790$

Calibration curve:  $-0.000483474 * x^2 + 1.11219 * x + 0.0533636$

Response type: Internal Std ( Ref 54 ), Area \* ( IS Conc. / IS Area )

Curve type: 2nd Order, Origin: Include, Weighting: 1/x, Axis trans: None



Dataset: F:\Projects\PFAS.PRO\Results\180315M1\180315M1-CRV.qld

Last Altered: Friday, March 16, 2018 10:07:42 Pacific Daylight Time

Printed: Friday, March 16, 2018 10:36:22 Pacific Daylight Time

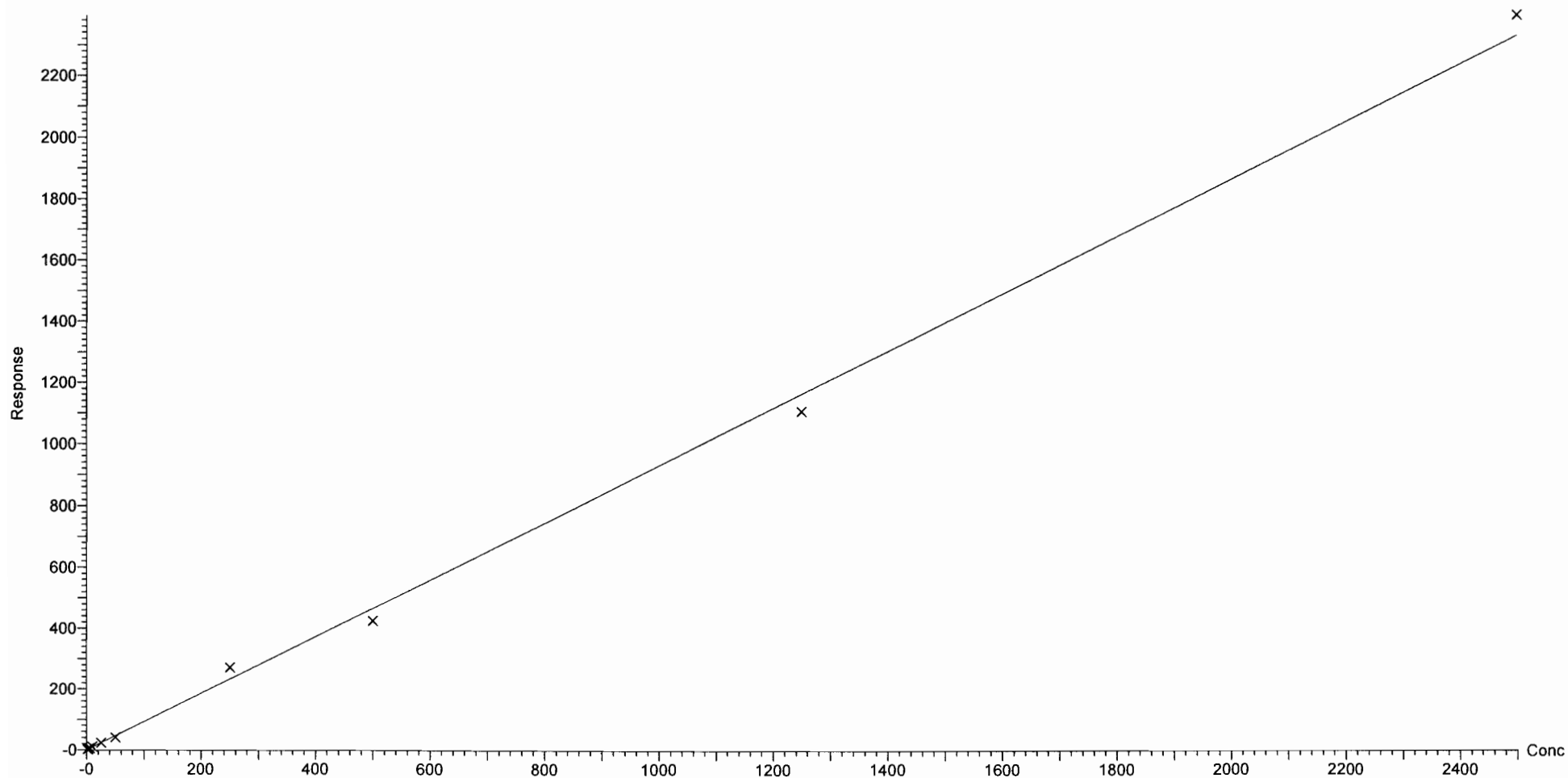
Compound name: N-MeFOSE

Correlation coefficient:  $r = 0.998150$ ,  $r^2 = 0.996303$

Calibration curve:  $0.931243 * x + -0.26682$

Response type: Internal Std ( Ref 55 ), Area \* ( IS Conc. / IS Area )

Curve type: Linear, Origin: Exclude, Weighting: 1/x, Axis trans: None



Dataset: F:\Projects\PFAS.PRO\Results\180315M1\180315M1-CRV.qld

Last Altered: Friday, March 16, 2018 10:07:42 Pacific Daylight Time

Printed: Friday, March 16, 2018 10:36:22 Pacific Daylight Time

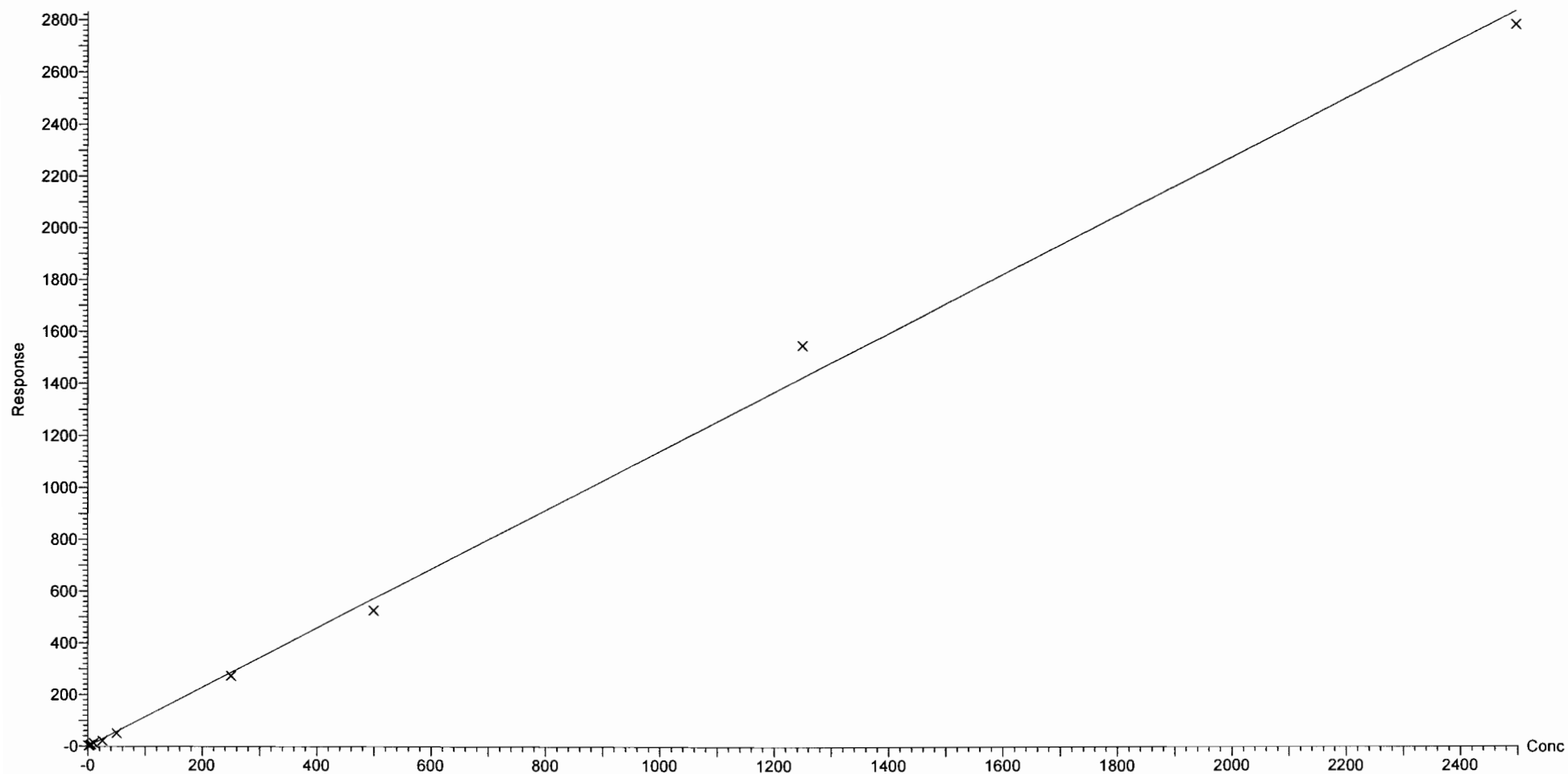
Compound name: N-EtFOSE

Coefficient of Determination:  $R^2 = 0.996283$

Calibration curve:  $-5.68208e-006 * x^2 + 1.14654 * x + -0.21115$

Response type: Internal Std ( Ref 56 ), Area \* ( IS Conc. / IS Area )

Curve type: 2nd Order, Origin: Exclude, Weighting: 1/x, Axis trans: None



Dataset: F:\Projects\PFAS.PRO\Results\180315M1\180315M1-CRV.qld

Last Altered: Friday, March 16, 2018 10:07:42 Pacific Daylight Time

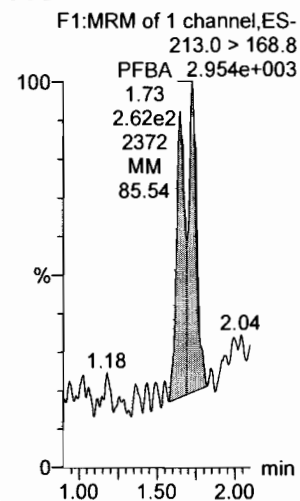
Printed: Friday, March 16, 2018 10:35:29 Pacific Daylight Time

Method: F:\Projects\PFAS.PRO\MethDB\PFAS\_FULL\_80C\_031418.mdb 15 Mar 2018 11:27:24

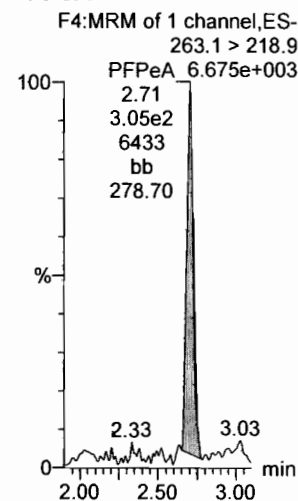
Calibration: F:\Projects\PFAS.PRO\CurveDB\C18\_VAL-PFAS\_Q4\_03-15-18-FULL.cdb 16 Mar 2018 10:07:42

Name: 180315M1\_2, Date: 15-Mar-2018, Time: 20:57:09, ID: ST180315M1-1 PFC CS-2 18C1203, Description: PFC CS-2 18C1203

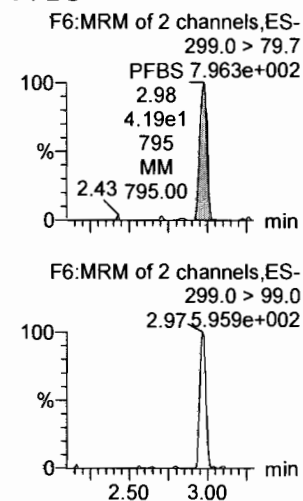
**PFBA**



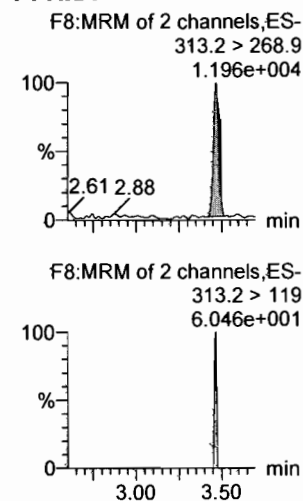
**PFPeA**



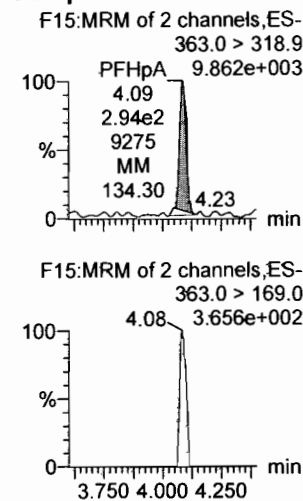
**PFBS**



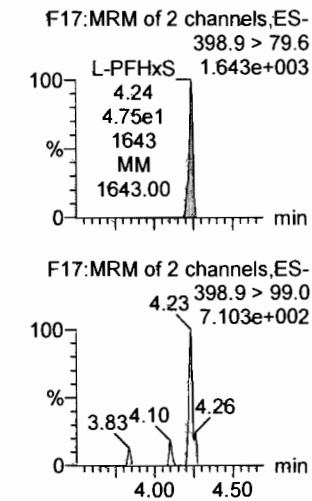
**PFHxA**



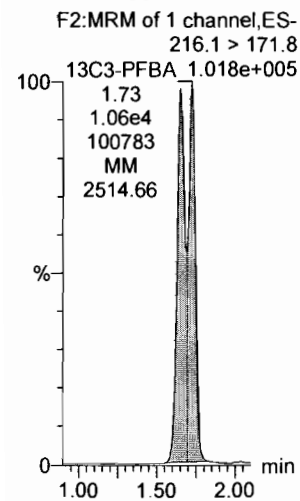
**PFHpA**



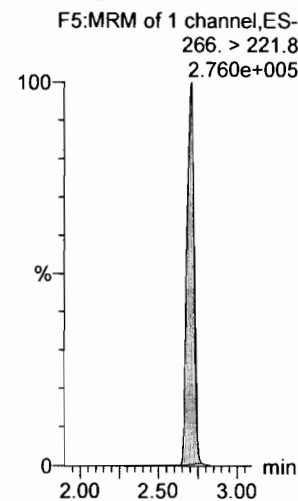
**L-PFHxS**



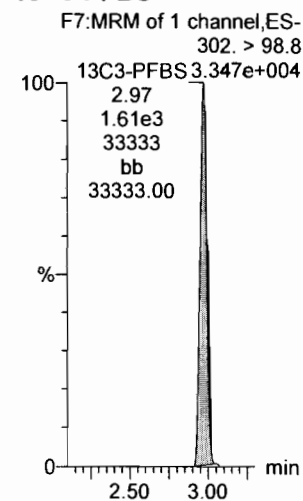
**13C3-PFBA**



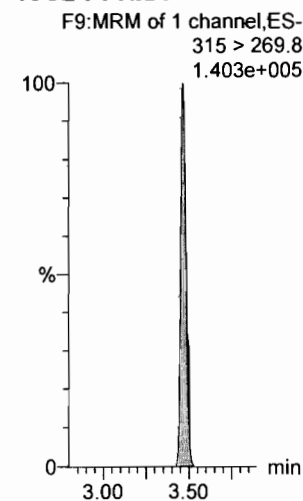
**13C3-PFPeA**



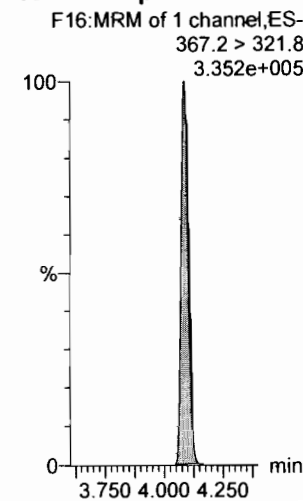
**13C3-PFBS**



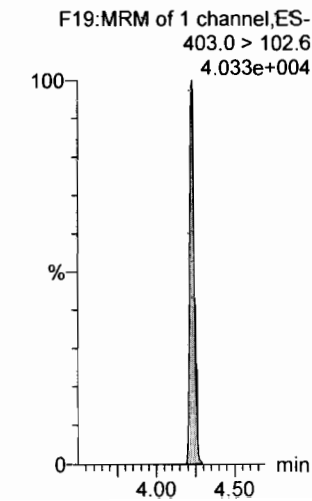
**13C2-PFHxA**



**13C4-PFHpA**



**18O2-PFHxS**



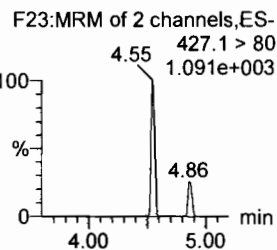
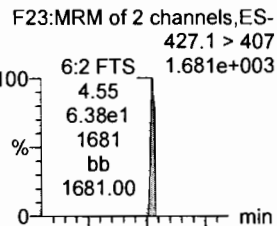
Dataset: F:\Projects\PFAS.PRO\Results\180315M1\180315M1-CRV.qld

Last Altered: Friday, March 16, 2018 10:07:42 Pacific Daylight Time

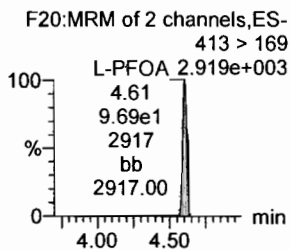
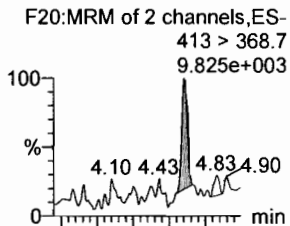
Printed: Friday, March 16, 2018 10:35:29 Pacific Daylight Time

Name: 180315M1\_2, Date: 15-Mar-2018, Time: 20:57:09, ID: ST180315M1-1 PFC CS-2 18C1203, Description: PFC CS-2 18C1203

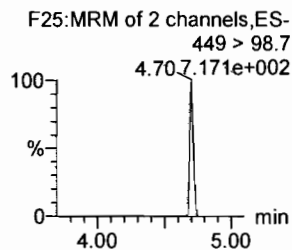
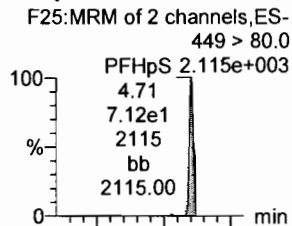
**6:2 FTS**



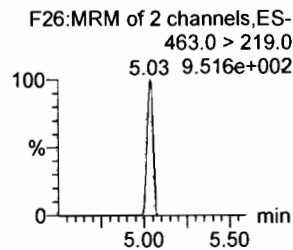
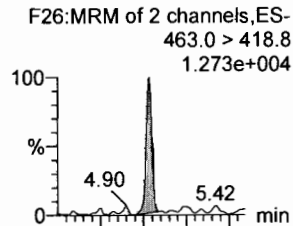
**L-PFOA**



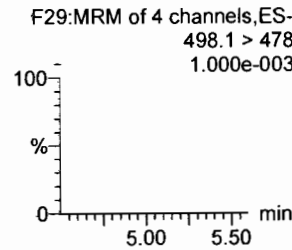
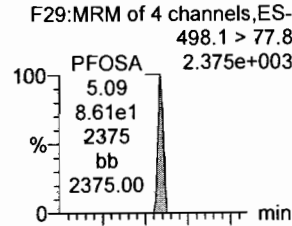
**PFHpS**



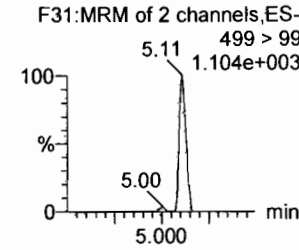
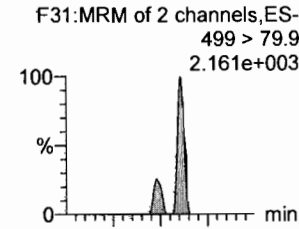
**PFNA**



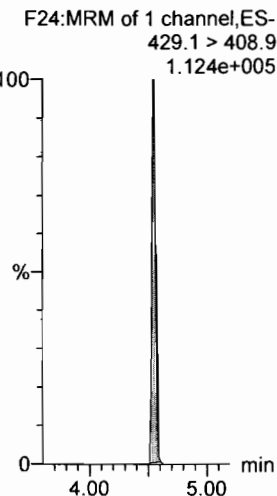
**PFOSA**



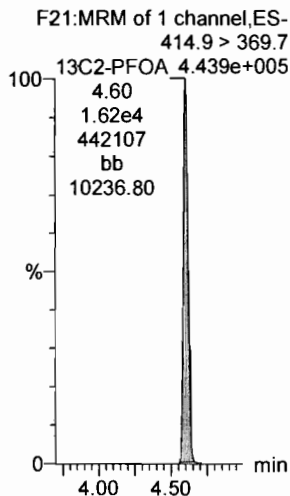
**L-PFOS**



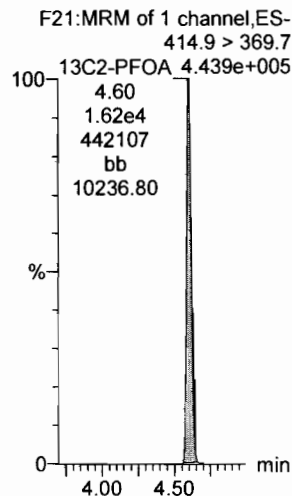
**13C2-6:2 FTS**



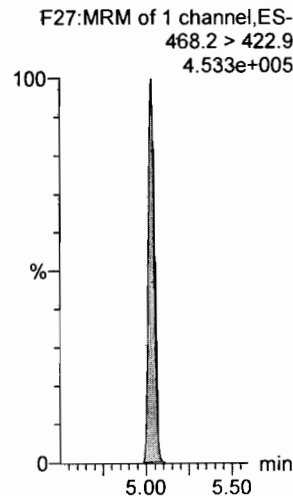
**13C2-PFOA**



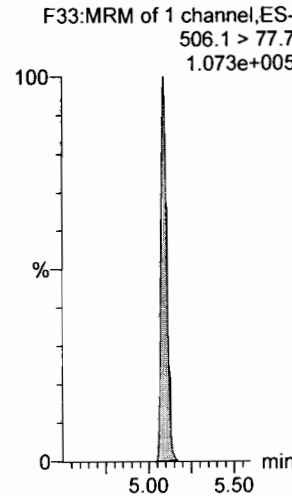
**13C2-PFOA**



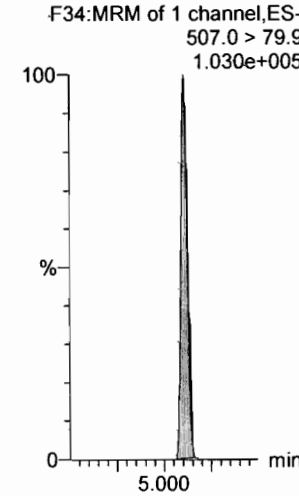
**13C5-PFNA**



**13C8-PFOA**



**13C8-PFOS**



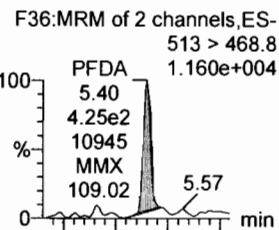
Dataset: F:\Projects\PFAS.PRO\Results\180315M1\180315M1-CRV.qld

Last Altered: Friday, March 16, 2018 10:07:42 Pacific Daylight Time

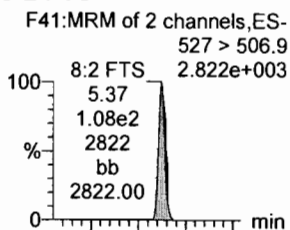
Printed: Friday, March 16, 2018 10:35:29 Pacific Daylight Time

Name: 180315M1\_2, Date: 15-Mar-2018, Time: 20:57:09, ID: ST180315M1-1 PFC CS-2 18C1203, Description: PFC CS-2 18C1203

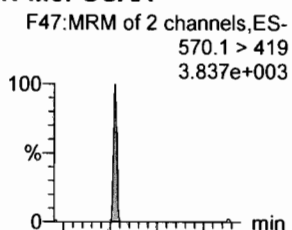
**PFDA**



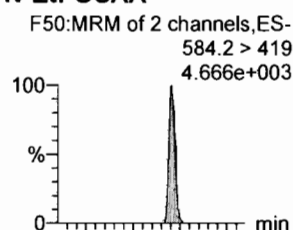
**8:2 FTS**



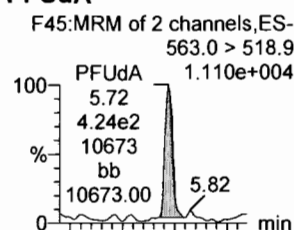
**N-MeFOSAA**



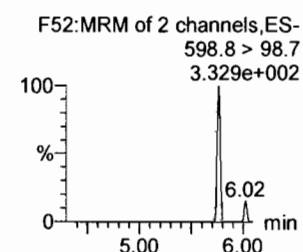
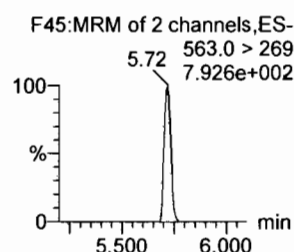
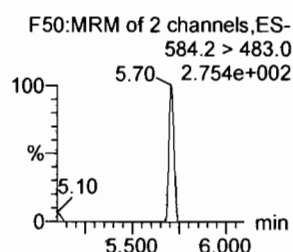
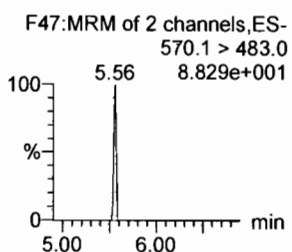
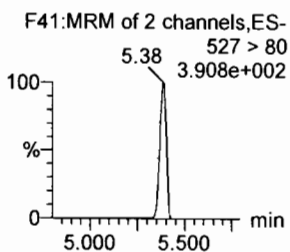
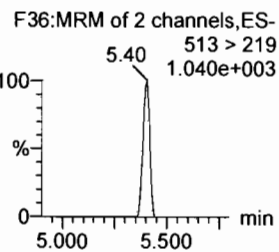
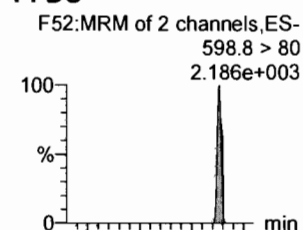
**N-EtFOSAA**




**PFUdA**



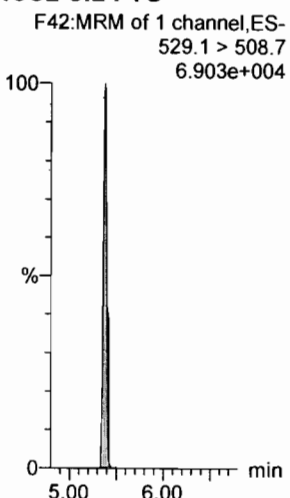
**PFDS**



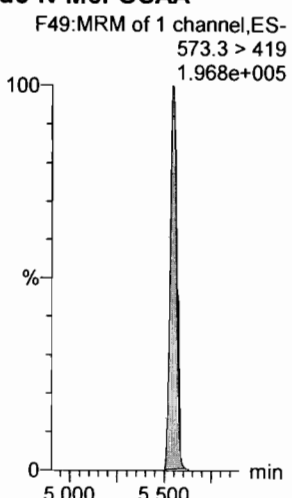
**13C2-PFDA**



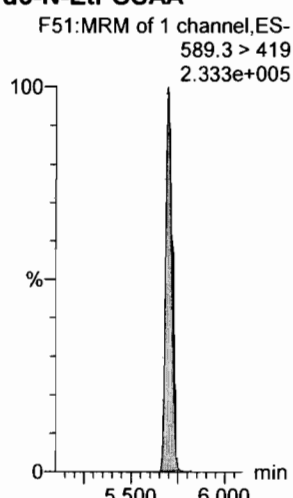
**13C2-8:2 FTS**



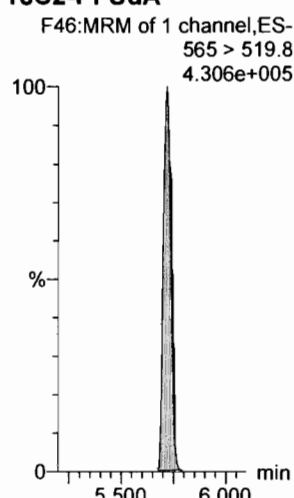
**d3-N-MeFOSAA**



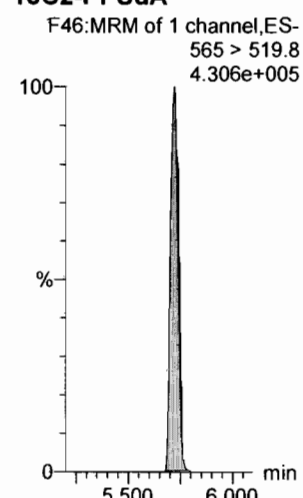
**d5-N-EtFOSAA**



**13C2-PFUdA**



**13C2-PFUdA**





Dataset: F:\Projects\PFAS.PRO\Results\180315M1\180315M1-CRV.qld

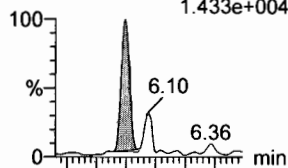
Last Altered: Friday, March 16, 2018 10:07:42 Pacific Daylight Time

Printed: Friday, March 16, 2018 10:35:29 Pacific Daylight Time

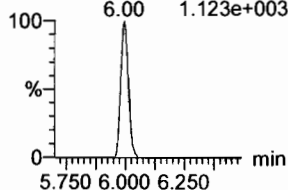
Name: 180315M1\_2, Date: 15-Mar-2018, Time: 20:57:09, ID: ST180315M1-1 PFC CS-2 18C1203, Description: PFC CS-2 18C1203

**PFDoA**

F53:MRM of 4 channels,ES-  
612.9 > 569.0  
1.433e+004

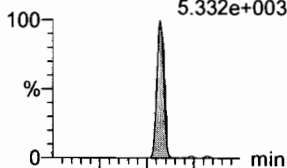


F53:MRM of 4 channels,ES-  
612.9 > 318.8  
1.123e+003

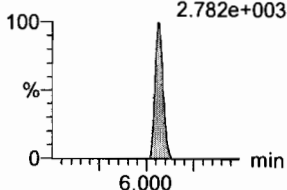


**N-MeFOSA**

F35:MRM of 2 channels,ES-  
512.1 > 168.9  
5.332e+003

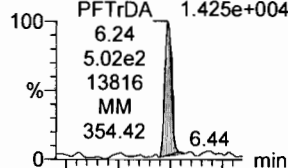


F35:MRM of 2 channels,ES-  
512.1 > 219  
2.782e+003

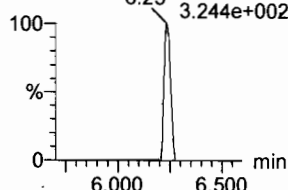


**PFTTrDA**

F59:MRM of 2 channels,ES-  
662.9 > 618.9  
1.425e+004

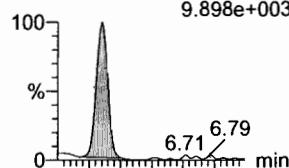


F59:MRM of 2 channels,ES-  
662.9 > 319  
3.244e+002

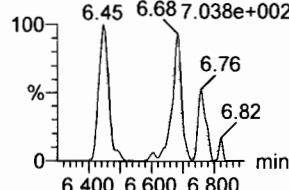


**PFTeDA**

F60:MRM of 2 channels,ES-  
712.9 > 668.8  
9.898e+003

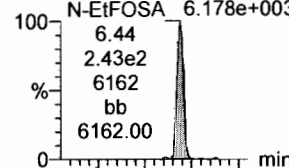


F60:MRM of 2 channels,ES-  
712.9 > 369  
7.038e+002

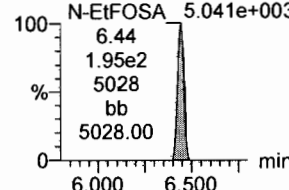


**N-EtFOSA**

F40:MRM of 2 channels,ES-  
526.1 > 168.9  
6.178e+003

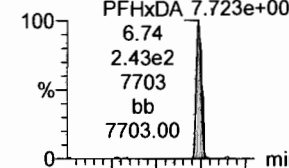


F40:MRM of 2 channels,ES-  
526.1 > 219  
5.041e+003

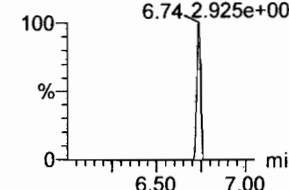


**PFHxDA**

F62:MRM of 2 channels,ES-  
813.1 > 768.6  
7.723e+003

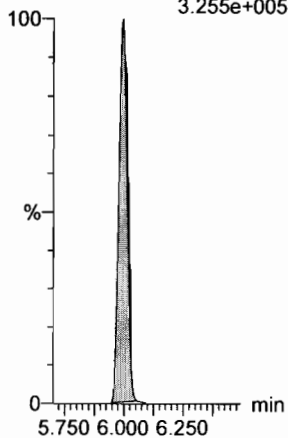


F62:MRM of 2 channels,ES-  
813.1 > 219  
2.925e+002



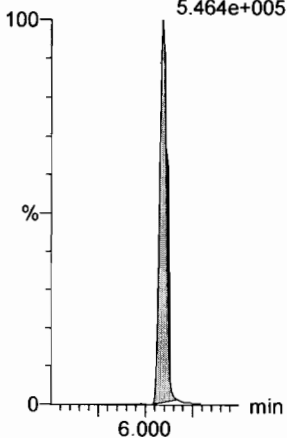
**13C2-PFDoA**

F54:MRM of 2 channels,ES-  
615.0 > 569.7  
3.255e+005



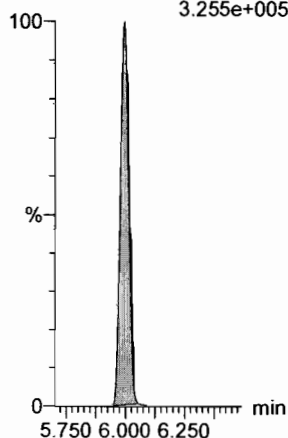
**d3-N-MeFOSA**

F38:MRM of 1 channel,ES-  
515.2 > 168.9  
5.464e+005



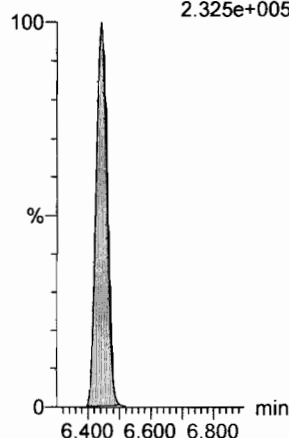
**13C2-PFTTrDA**

F54:MRM of 2 channels,ES-  
615.0 > 569.7  
3.255e+005



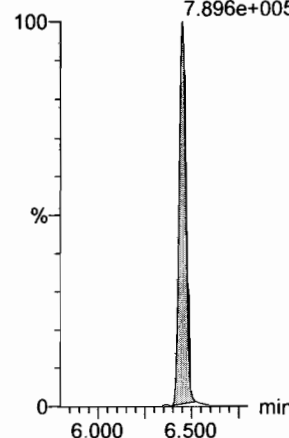
**13C2-PFTeDA**

F61:MRM of 2 channels,ES-  
714.8 > 669.6  
2.325e+005



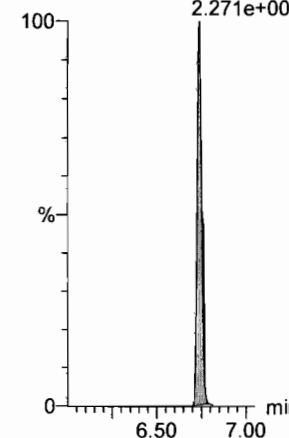
**d5-N-ETFOSA**

F43:MRM of 1 channel,ES-  
531.1 > 168.9  
7.896e+005



**13C2-PFHxDA**

F63:MRM of 1 channel,ES-  
815 > 769.7  
2.271e+005



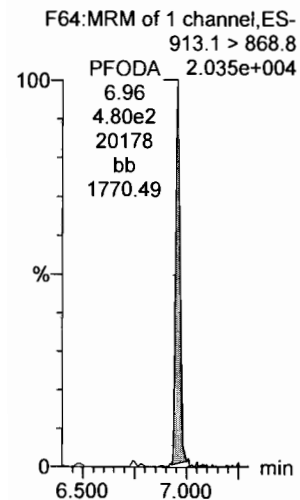
Dataset: F:\Projects\PFAS.PRO\Results\180315M1\180315M1-CRV.qld

Last Altered: Friday, March 16, 2018 10:07:42 Pacific Daylight Time

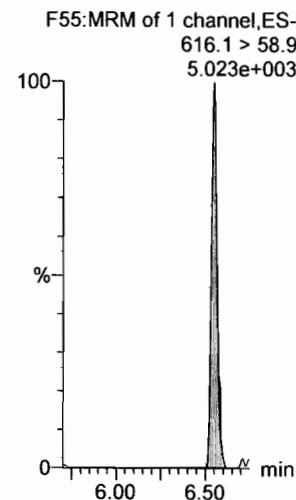
Printed: Friday, March 16, 2018 10:35:29 Pacific Daylight Time

Name: 180315M1\_2, Date: 15-Mar-2018, Time: 20:57:09, ID: ST180315M1-1 PFC CS-2 18C1203, Description: PFC CS-2 18C1203

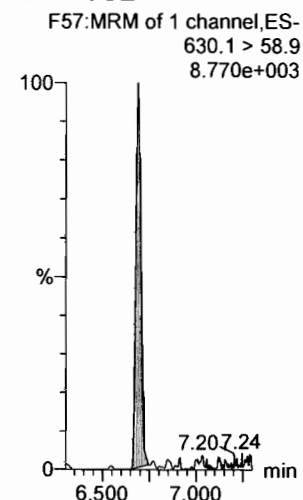
**PFODA**



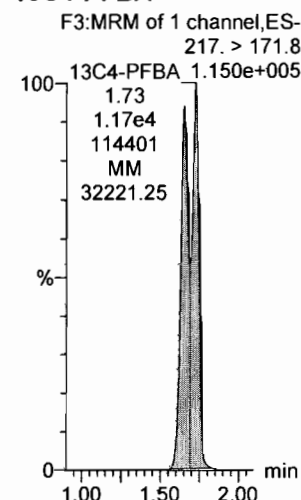
**N-MeFOSE**



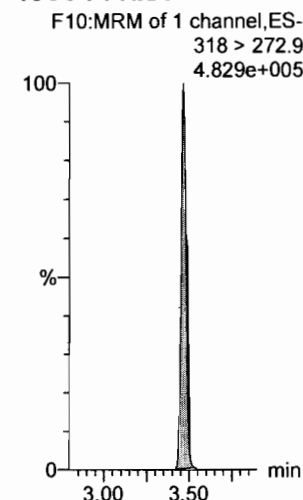
**N-EtFOSE**



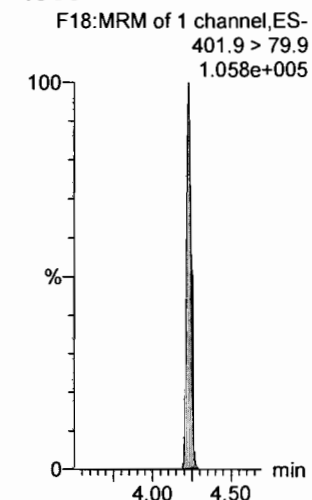
**13C4-PFBA**



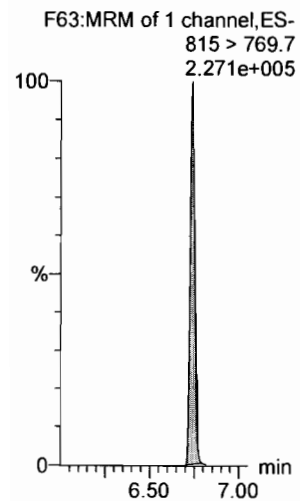
**13C5-PFHxA**



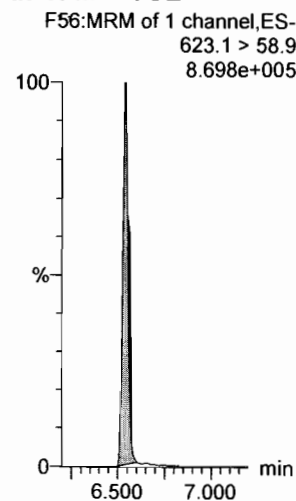
**13C3-PFHxS**



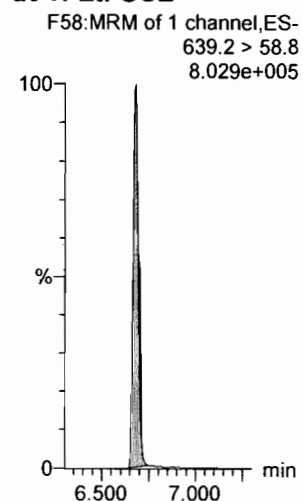
**13C2-PFHxDA**




**d7-N-MeFOSE**



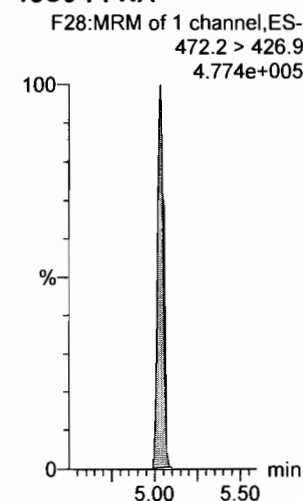
**d9-N-EtFOSE**



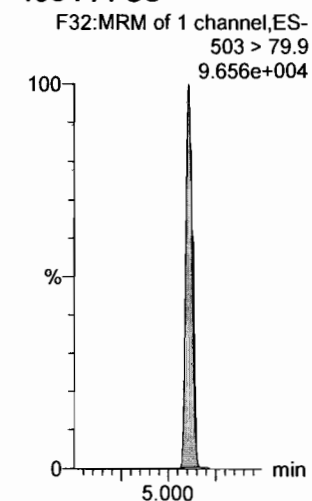
**13C8-PFOA**



**13C9-PFNA**



**13C4-PFOS**



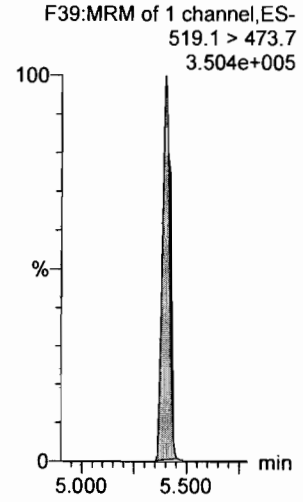
Dataset: F:\Projects\PFAS.PRO\Results\180315M1\180315M1-CRV.qld

Last Altered: Friday, March 16, 2018 10:07:42 Pacific Daylight Time

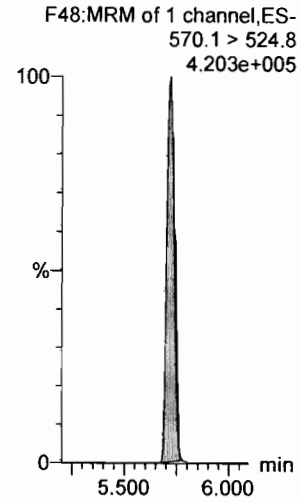
Printed: Friday, March 16, 2018 10:35:29 Pacific Daylight Time

Name: 180315M1\_2, Date: 15-Mar-2018, Time: 20:57:09, ID: ST180315M1-1 PFC CS-2 18C1203, Description: PFC CS-2 18C1203

13C6-PFDA



13C7-PFUdA

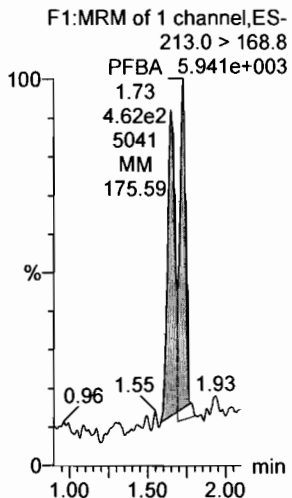


Dataset: F:\Projects\PFAS.PRO\Results\180315M1\180315M1-CRV.qld

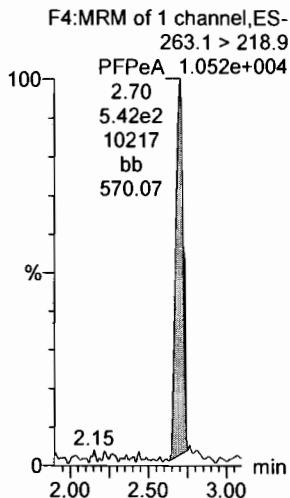
Last Altered: Friday, March 16, 2018 10:07:42 Pacific Daylight Time  
Printed: Friday, March 16, 2018 10:35:29 Pacific Daylight Time

Name: 180315M1\_3, Date: 15-Mar-2018, Time: 21:08:36, ID: ST180315M1-2 PFC CS-1 18C1204, Description: PFC CS-1 18C1204

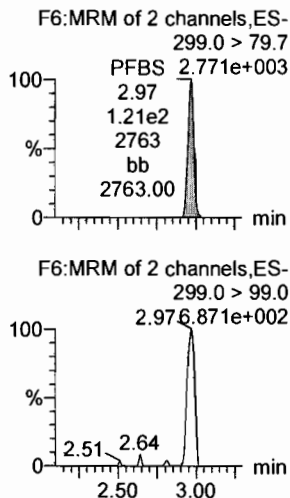
**PFBA**



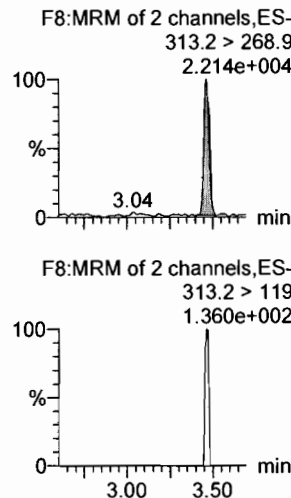
**PFPeA**



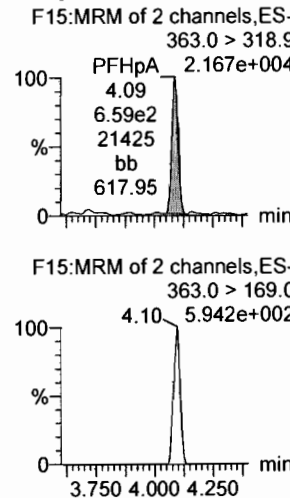
**PFBS**



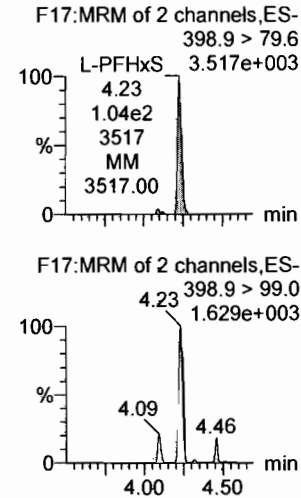
**PFHxA**



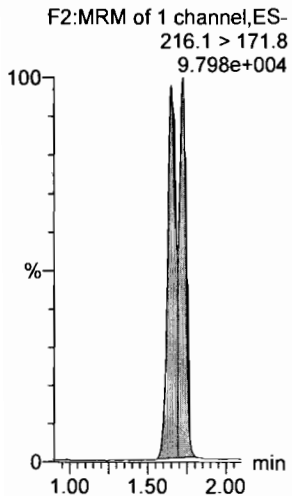
**PFHpA**



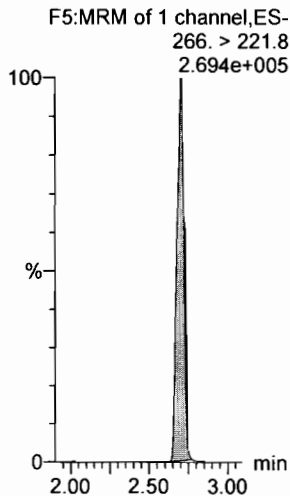
**L-PFHxS**



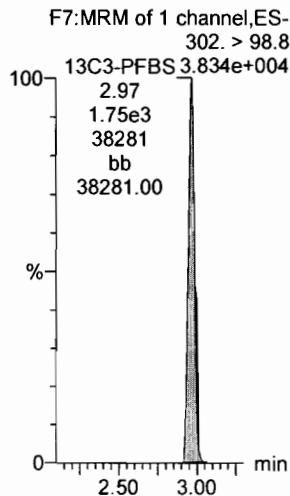
**13C3-PFBA**



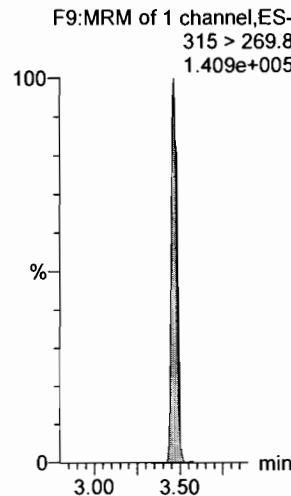
**13C3-PFPeA**



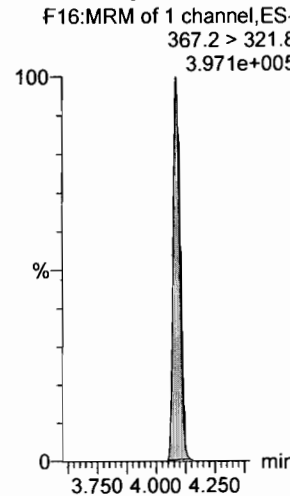
**13C3-PFBS**



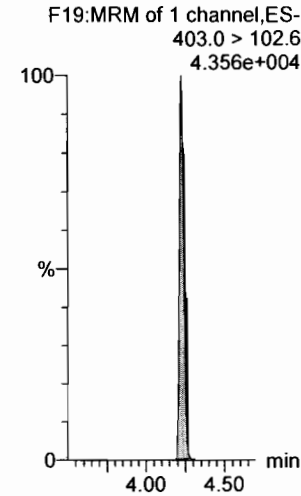
**13C2-PFHxA**



**13C4-PFHpA**



**18O2-PFHxS**



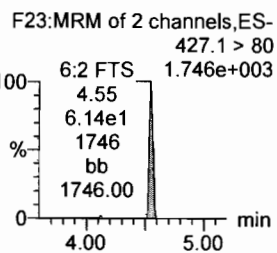
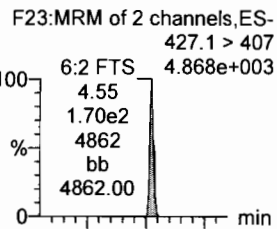
Dataset: F:\Projects\PFAS.PRO\Results\180315M1\180315M1-CRV.qld

Last Altered: Friday, March 16, 2018 10:07:42 Pacific Daylight Time

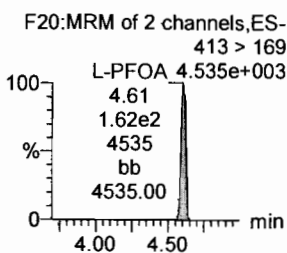
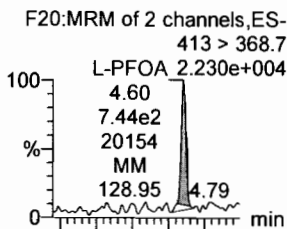
Printed: Friday, March 16, 2018 10:35:29 Pacific Daylight Time

Name: 180315M1\_3, Date: 15-Mar-2018, Time: 21:08:36, ID: ST180315M1-2 PFC CS-1 18C1204, Description: PFC CS-1 18C1204

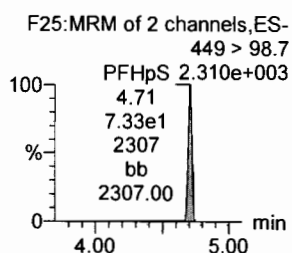
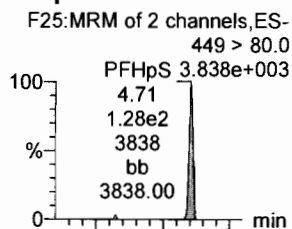
**6:2 FTS**



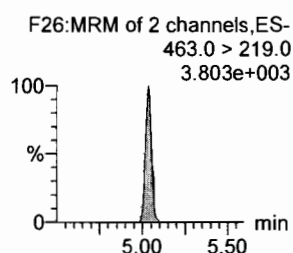
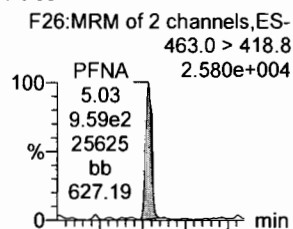
**L-PFOA**



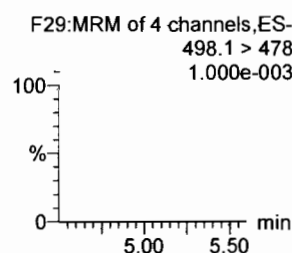
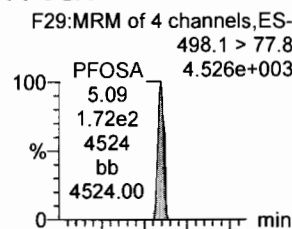
**PFHpS**



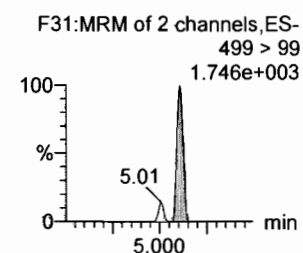
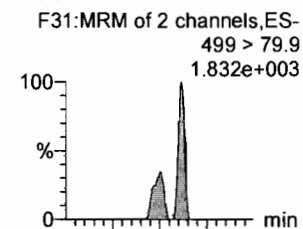
**PFNA**



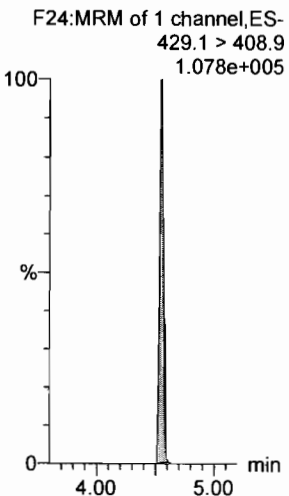
**PFOSA**



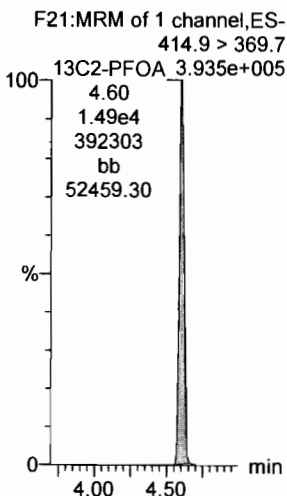
**L-PFOS**




**13C2-6:2 FTS**



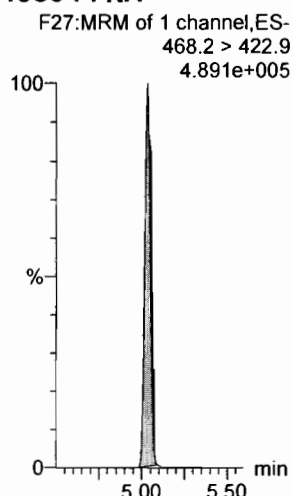
**13C2-PFOA**



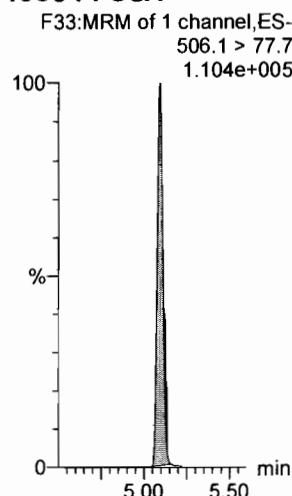
**13C2-PFOA**



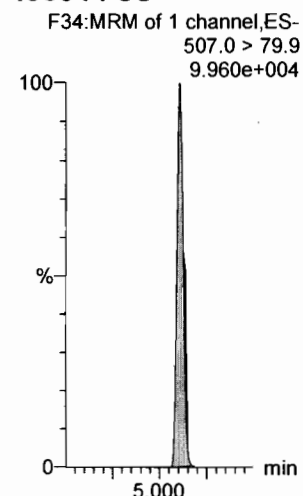
**13C5-PFNA**



**13C8-PFOA**



**13C8-PFOS**



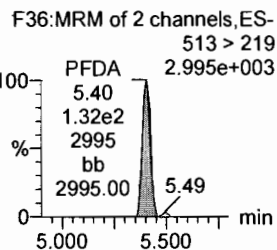
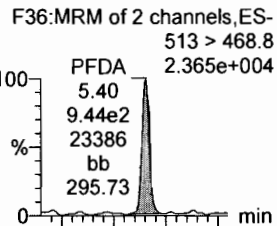
Dataset: F:\Projects\PFAS.PRO\Results\180315M1\180315M1-CRV.qld

Last Altered: Friday, March 16, 2018 10:07:42 Pacific Daylight Time

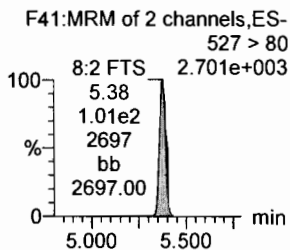
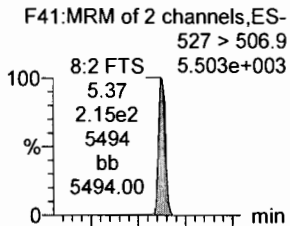
Printed: Friday, March 16, 2018 10:35:29 Pacific Daylight Time

Name: 180315M1\_3, Date: 15-Mar-2018, Time: 21:08:36, ID: ST180315M1-2 PFC CS-1 18C1204, Description: PFC CS-1 18C1204

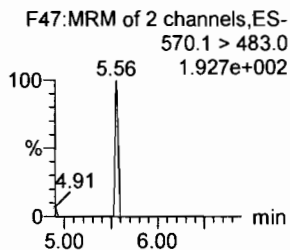
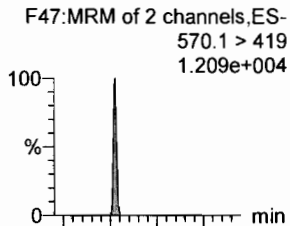
**PFDA**



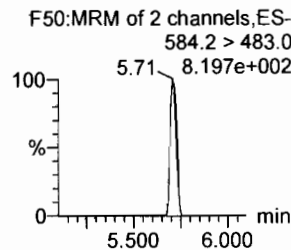
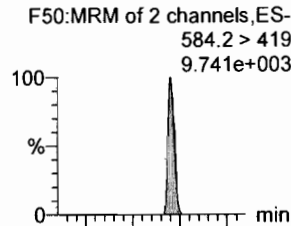
**8:2 FTS**



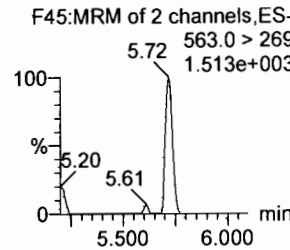
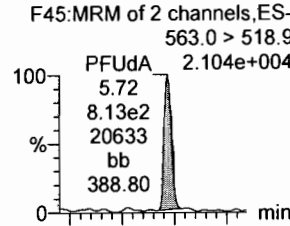
**N-MeFOSAA**



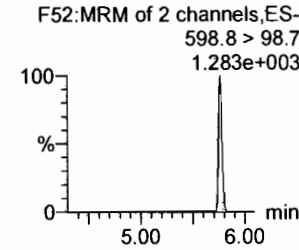
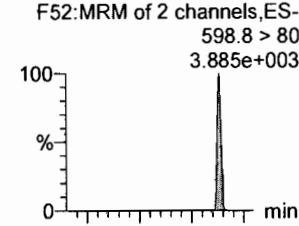
**N-EtFOSAA**



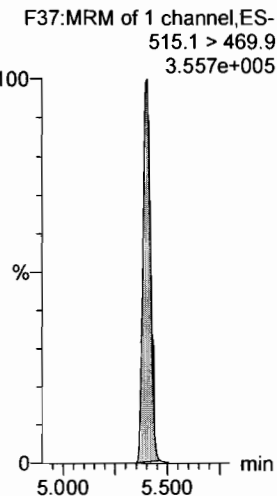
**PFUdA**




**PFDS**




**13C2-PFDA**



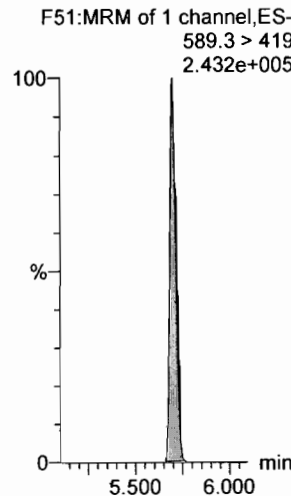
**13C2-8:2 FTS**



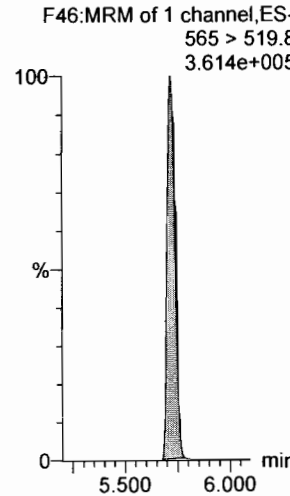
**d3-N-MeFOSAA**



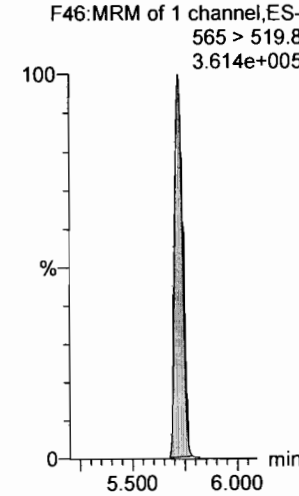
**d5-N-EtFOSAA**



**13C2-PFUdA**



**13C2-PFUdA**



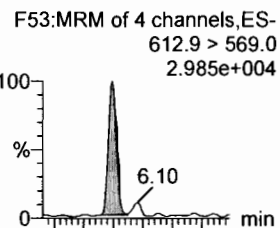
Dataset: F:\Projects\PFAS.PRO\Results\180315M1\180315M1-CRV.qld

Last Altered: Friday, March 16, 2018 10:07:42 Pacific Daylight Time

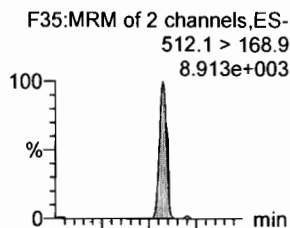
Printed: Friday, March 16, 2018 10:35:29 Pacific Daylight Time

Name: 180315M1\_3, Date: 15-Mar-2018, Time: 21:08:36, ID: ST180315M1-2 PFC CS-1 18C1204, Description: PFC CS-1 18C1204

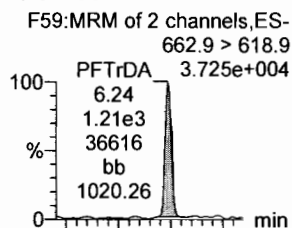
**PFDoA**



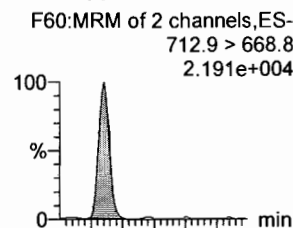
**N-MeFOSA**



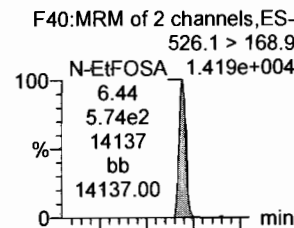
**PFTTrDA**



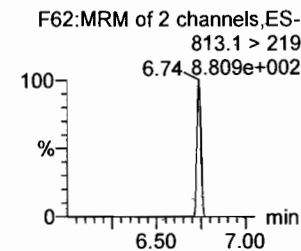
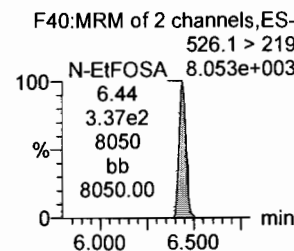
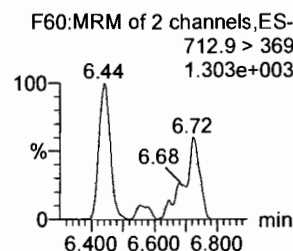
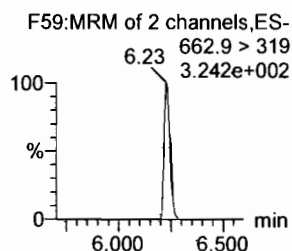
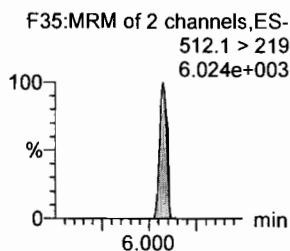
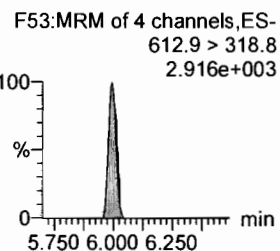
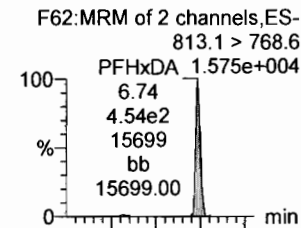
**PFTeDA**



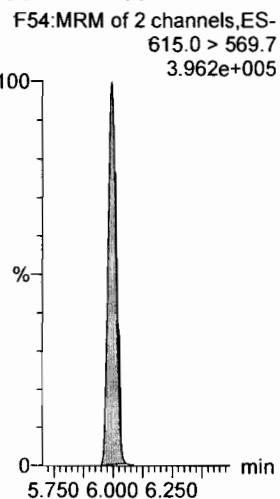
**N-EtFOSA**



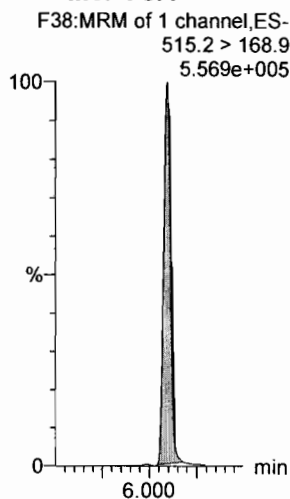
**PFHxDA**



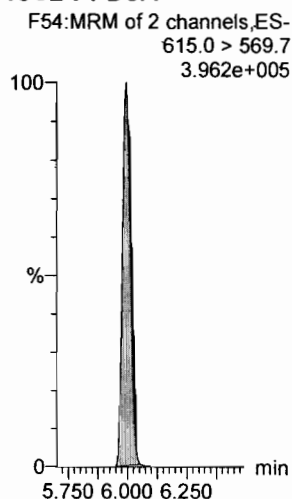
**13C2-PFDoA**



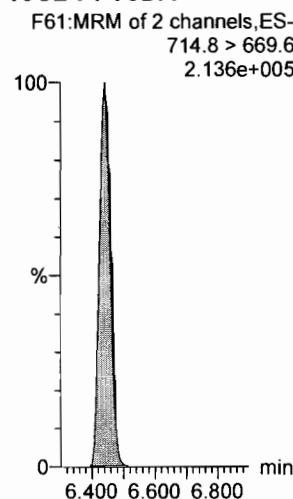
**d3-N-MeFOSA**



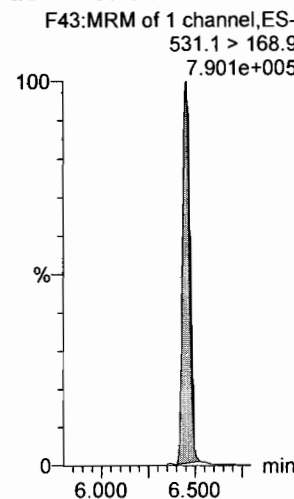
**13C2-PFTDoA**



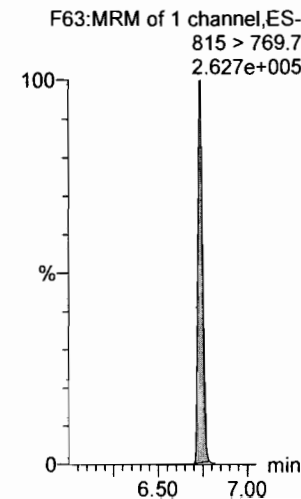
**13C2-PFTeDA**



**d5-N-ETFOSA**



**13C2-PFHxDA**

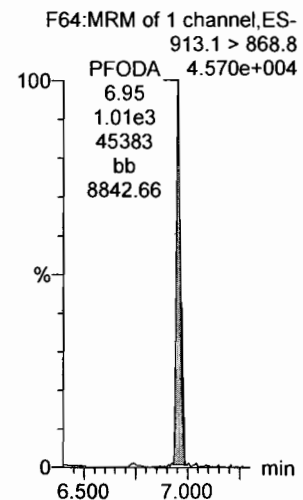


Dataset: F:\Projects\PFAS.PRO\Results\180315M1\180315M1-CRV.qld

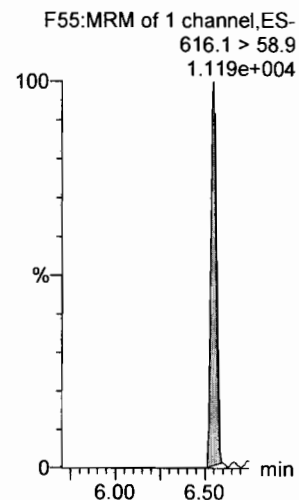
Last Altered: Friday, March 16, 2018 10:07:42 Pacific Daylight Time  
Printed: Friday, March 16, 2018 10:35:29 Pacific Daylight Time

Name: 180315M1\_3, Date: 15-Mar-2018, Time: 21:08:36, ID: ST180315M1-2 PFC CS-1 18C1204, Description: PFC CS-1 18C1204

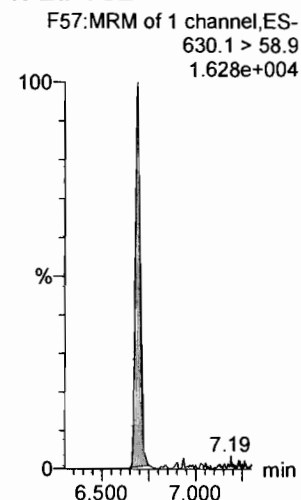
**PFODA**



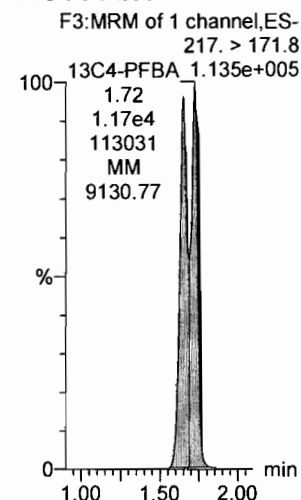
**N-MeFOSE**



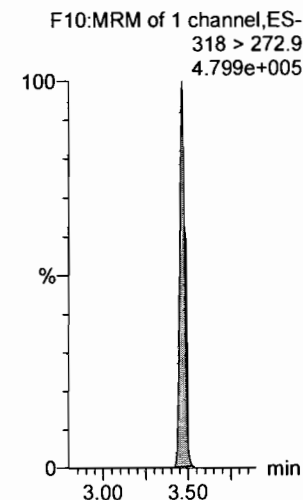
**N-EtFOSE**



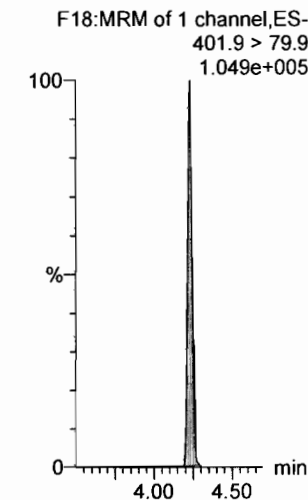
**13C4-PFBA**



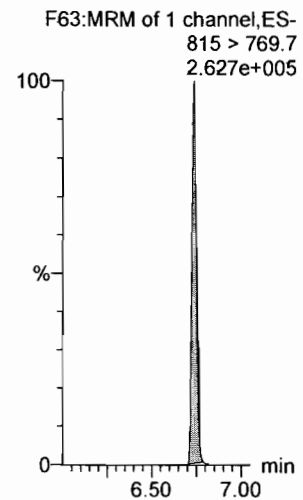
**13C5-PFHxA**



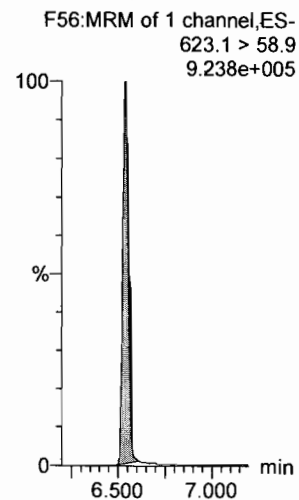
**13C3-PFHxS**



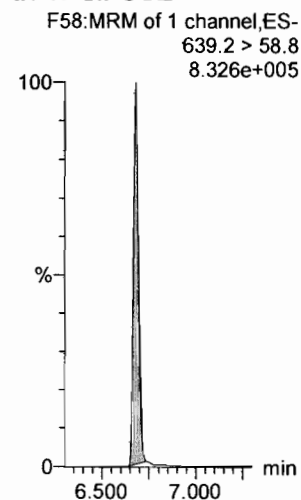
**13C2-PFHxDA**




**d7-N-MeFOSE**



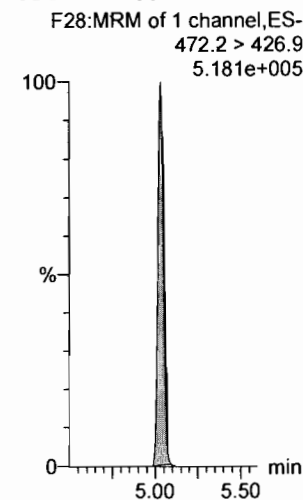
**d9-N-EtFOSE**



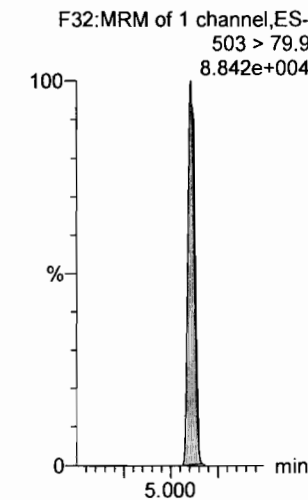
**13C8-PFOA**



**13C9-PFNA**



**13C4-PFOS**





Dataset: F:\Projects\PFAS.PRO\Results\180315M1\180315M1-CRV.qld

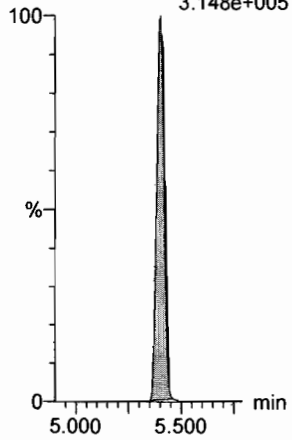
Last Altered: Friday, March 16, 2018 10:07:42 Pacific Daylight Time

Printed: Friday, March 16, 2018 10:35:29 Pacific Daylight Time

Name: 180315M1\_3, Date: 15-Mar-2018, Time: 21:08:36, ID: ST180315M1-2 PFC CS-1 18C1204, Description: PFC CS-1 18C1204

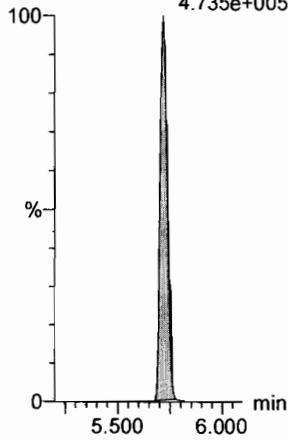
13C6-PFDA

F39:MRM of 1 channel,ES-  
519.1 > 473.7  
3.148e+005



13C7-PFUdA

F48:MRM of 1 channel,ES-  
570.1 > 524.8  
4.735e+005



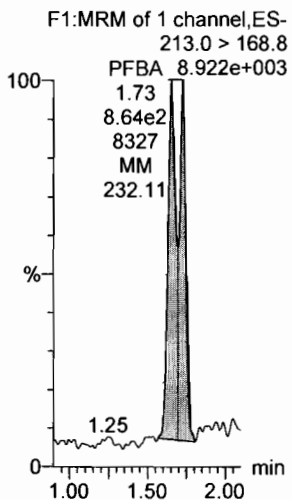
Dataset: F:\Projects\PFAS.PRO\Results\180315M1\180315M1-CRV.qld

Last Altered: Friday, March 16, 2018 10:07:42 Pacific Daylight Time

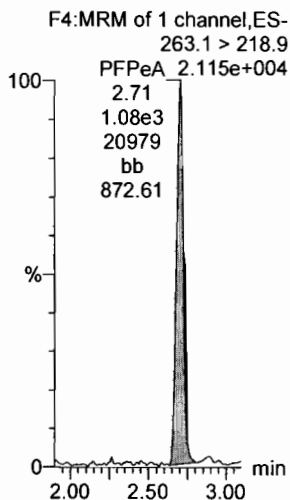
Printed: Friday, March 16, 2018 10:35:29 Pacific Daylight Time

Name: 180315M1\_4, Date: 15-Mar-2018, Time: 21:20:03, ID: ST180315M1-3 PFC CS0 18C1205, Description: PFC CS0 18C1205

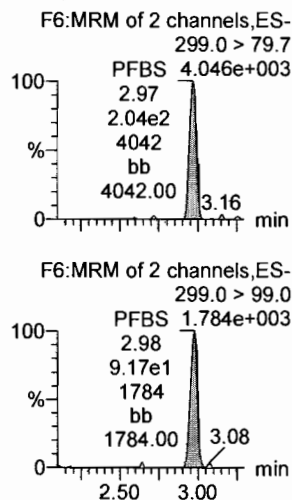
**PFBA**



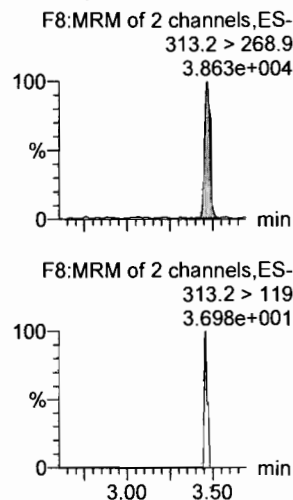
**PFPeA**



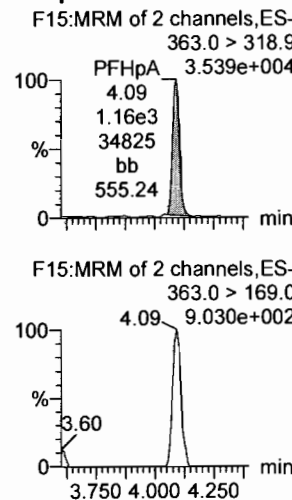
**PFBS**



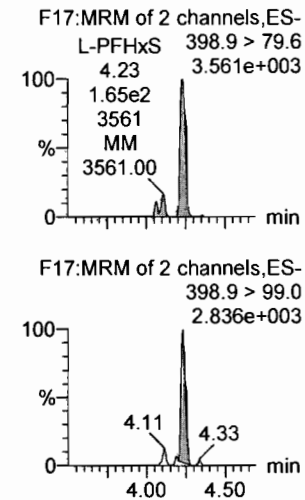
**PFHxA**



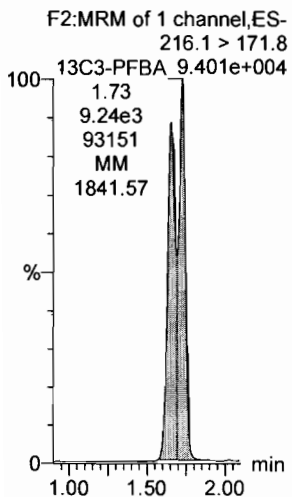
**PFHpA**



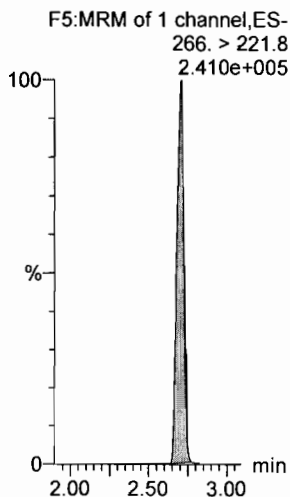
**L-PFHxS**




**13C3-PFBA**



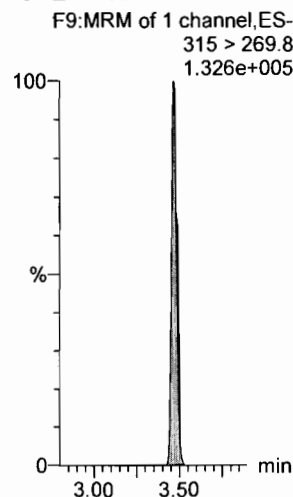
**13C3-PFPeA**



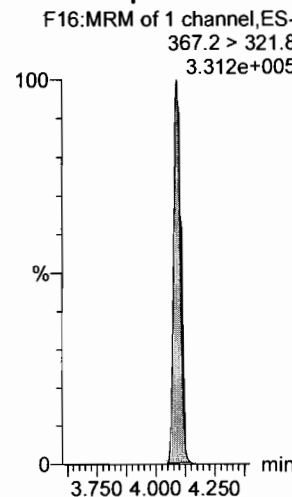
**13C3-PFBS**



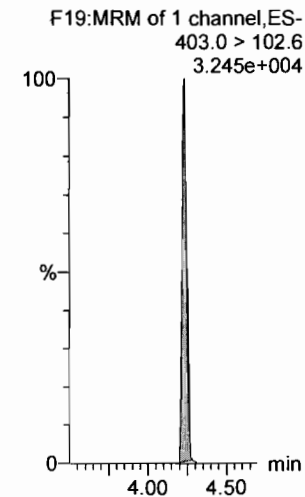
**13C2-PFHxA**



**13C4-PFHpA**



**18O2-PFHxS**



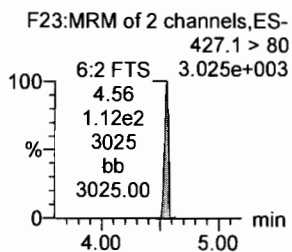
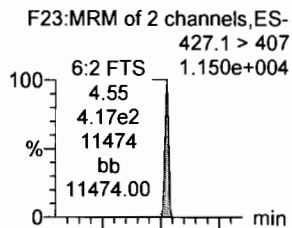
Dataset: F:\Projects\PFAS.PRO\Results\180315M1\180315M1-CRV.qld

Last Altered: Friday, March 16, 2018 10:07:42 Pacific Daylight Time

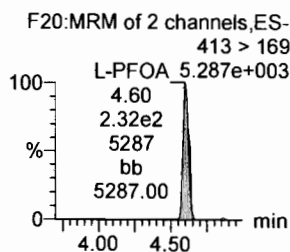
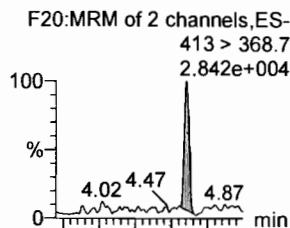
Printed: Friday, March 16, 2018 10:35:29 Pacific Daylight Time

Name: 180315M1\_4, Date: 15-Mar-2018, Time: 21:20:03, ID: ST180315M1-3 PFC CS0 18C1205, Description: PFC CS0 18C1205

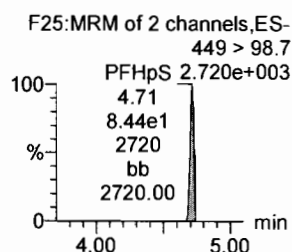
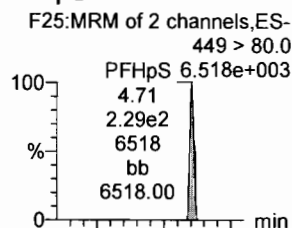
**6:2 FTS**



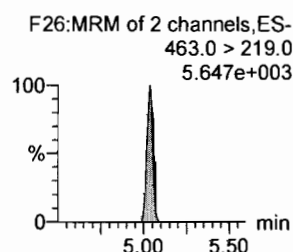
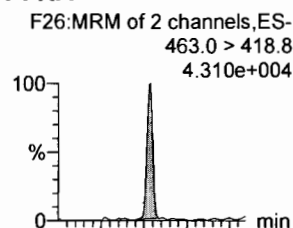
**L-PFOA**



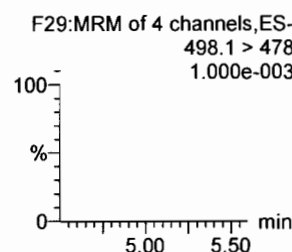
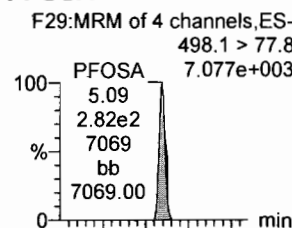
**PFHpS**



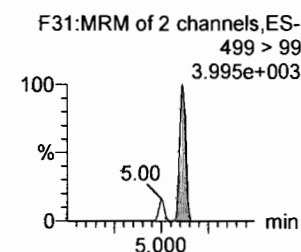
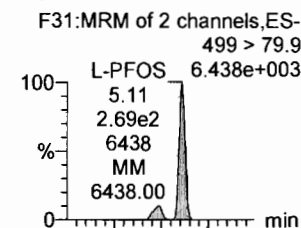
**PFNA**



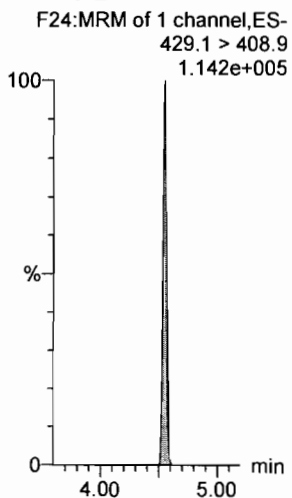
**PFOSA**




**L-PFOS**



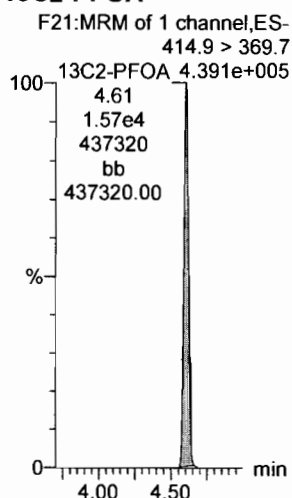
**13C2-6:2 FTS**



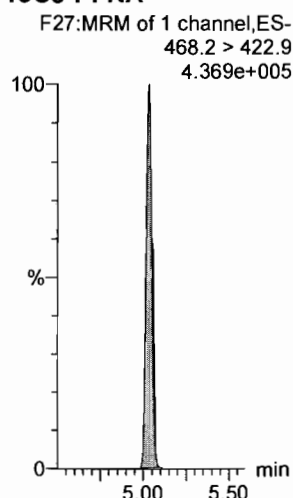
**13C2-PFOA**



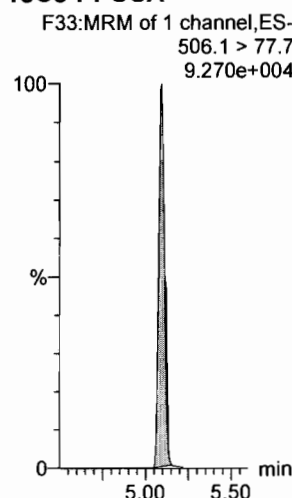
**13C2-PFOA**



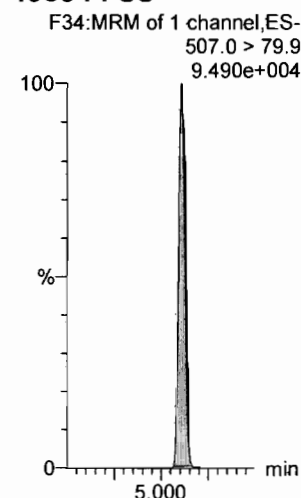
**13C5-PFNA**



**13C8-PFOSA**



**13C8-PFOS**



Dataset: F:\Projects\PFAS.PRO\Results\180315M1\180315M1-CRV.qld

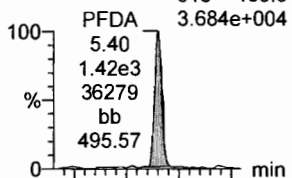
Last Altered: Friday, March 16, 2018 10:07:42 Pacific Daylight Time

Printed: Friday, March 16, 2018 10:35:29 Pacific Daylight Time

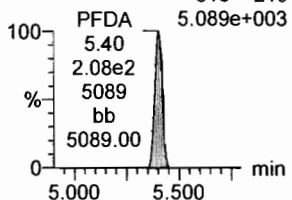
Name: 180315M1\_4, Date: 15-Mar-2018, Time: 21:20:03, ID: ST180315M1-3 PFC CS0 18C1205, Description: PFC CS0 18C1205

**PFDA**

F36:MRM of 2 channels,ES-  
513 > 468.8

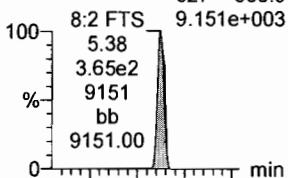


F36:MRM of 2 channels,ES-  
513 > 219

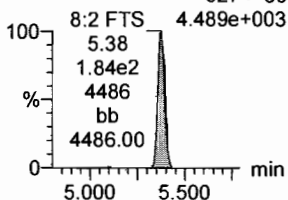


**8:2 FTS**

F41:MRM of 2 channels,ES-  
527 > 506.9

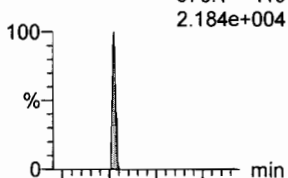


F41:MRM of 2 channels,ES-  
527 > 80

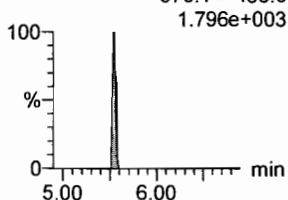


**N-MeFOSAA**

F47:MRM of 2 channels,ES-  
570.1 > 419

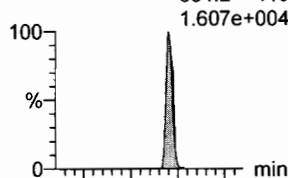


F47:MRM of 2 channels,ES-  
570.1 > 483.0

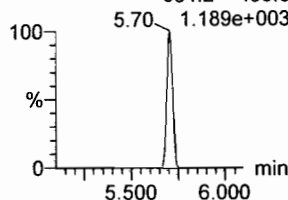


**N-EtFOSAA**

F50:MRM of 2 channels,ES-  
584.2 > 419

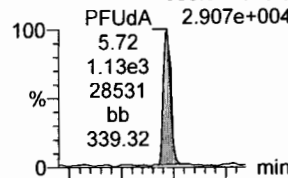


F50:MRM of 2 channels,ES-  
584.2 > 483.0

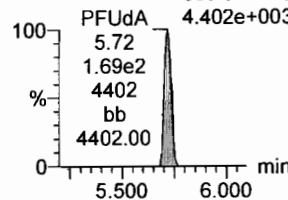


**PFUdA**

F45:MRM of 2 channels,ES-  
563.0 > 518.9

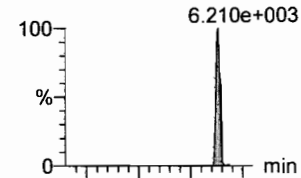


F45:MRM of 2 channels,ES-  
563.0 > 269

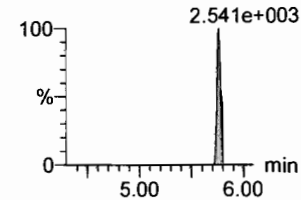


**PFDS**

F52:MRM of 2 channels,ES-  
598.8 > 80

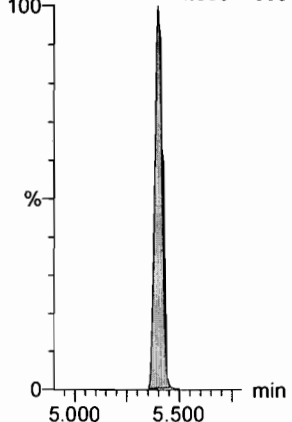


F52:MRM of 2 channels,ES-  
598.8 > 98.7



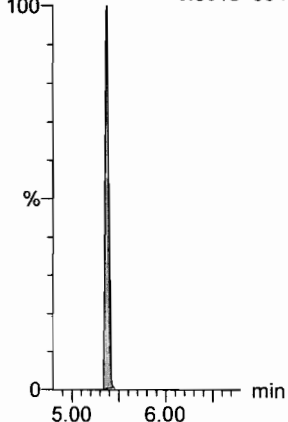
**13C2-PFDA**

F37:MRM of 1 channel,ES-  
515.1 > 469.9



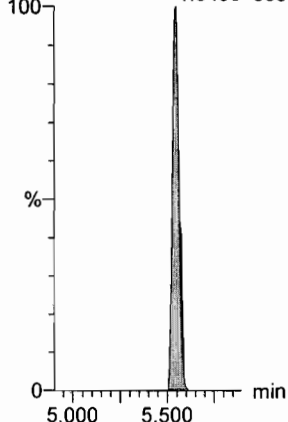
**13C2-8:2 FTS**

F42:MRM of 1 channel,ES-  
529.1 > 508.7



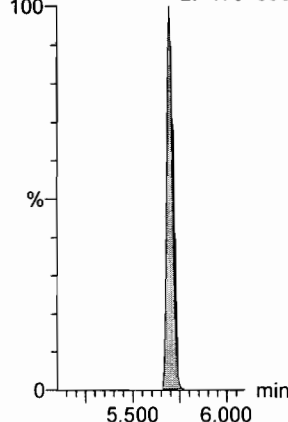
**d3-N-MeFOSAA**

F49:MRM of 1 channel,ES-  
573.3 > 419



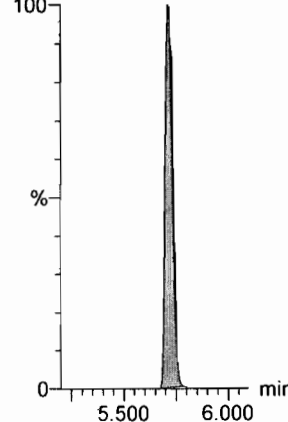
**d5-N-EtFOSAA**

F51:MRM of 1 channel,ES-  
589.3 > 419



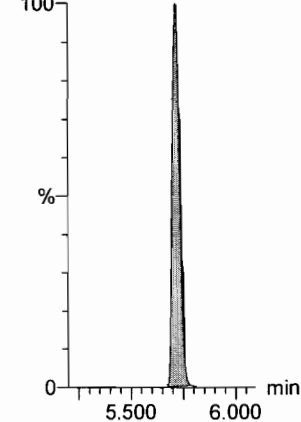
**13C2-PFUdA**

F46:MRM of 1 channel,ES-  
565 > 519.8



**13C2-PFUdA**

F46:MRM of 1 channel,ES-  
565 > 519.8



Dataset: F:\Projects\PFAS.PRO\Results\180315M1\180315M1-CRV.qld

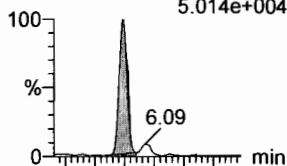
Last Altered: Friday, March 16, 2018 10:07:42 Pacific Daylight Time

Printed: Friday, March 16, 2018 10:35:29 Pacific Daylight Time

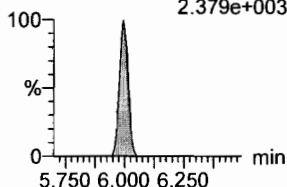
Name: 180315M1\_4, Date: 15-Mar-2018, Time: 21:20:03, ID: ST180315M1-3 PFC CS0 18C1205, Description: PFC CS0 18C1205

**PFDoA**

F53:MRM of 4 channels,ES-  
612.9 > 569.0  
5.014e+004

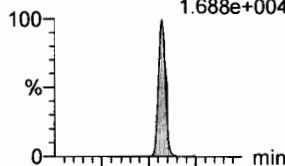


F53:MRM of 4 channels,ES-  
612.9 > 318.8  
2.379e+003

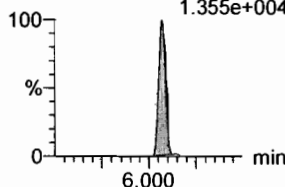


**N-MeFOSA**

F35:MRM of 2 channels,ES-  
512.1 > 168.9  
1.688e+004

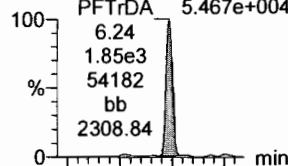


F35:MRM of 2 channels,ES-  
512.1 > 219  
1.355e+004

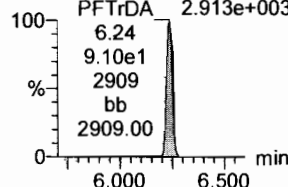


**PFTTrDA**

F59:MRM of 2 channels,ES-  
662.9 > 618.9  
5.467e+004

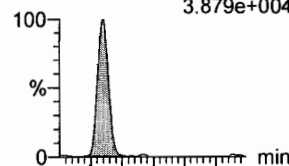


F59:MRM of 2 channels,ES-  
662.9 > 319  
2.913e+003

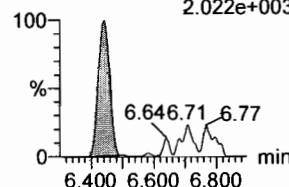


**PFTeDA**

F60:MRM of 2 channels,ES-  
712.9 > 668.8  
3.879e+004

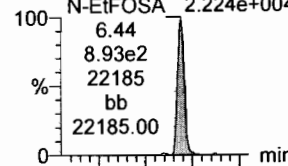


F60:MRM of 2 channels,ES-  
712.9 > 369  
2.022e+003

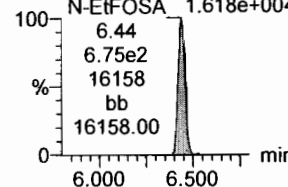


**N-EtFOSA**

F40:MRM of 2 channels,ES-  
526.1 > 168.9  
2.224e+004

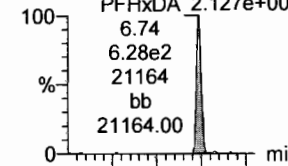


F40:MRM of 2 channels,ES-  
526.1 > 219  
1.618e+004

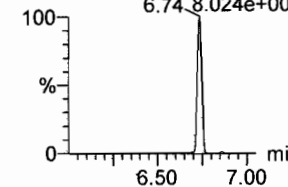


**PFHxDA**

F62:MRM of 2 channels,ES-  
813.1 > 768.6  
2.127e+004

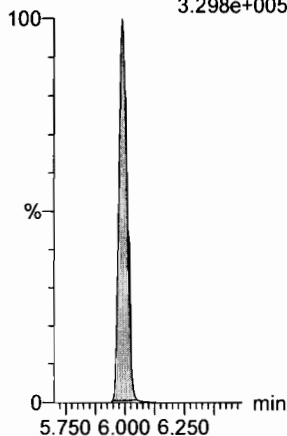


F62:MRM of 2 channels,ES-  
813.1 > 219  
8.024e+002



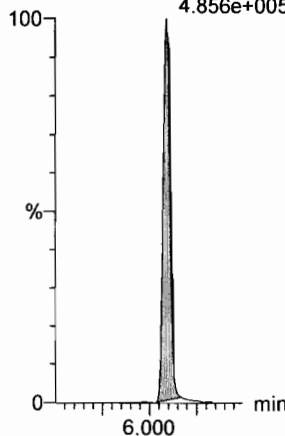
**13C2-PFDoA**

F54:MRM of 2 channels,ES-  
615.0 > 569.7  
3.298e+005



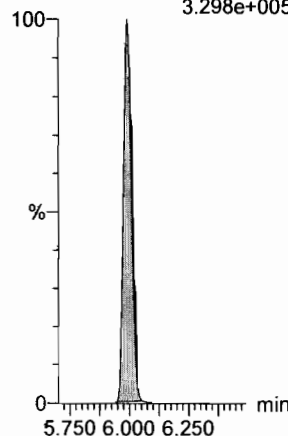
**d3-N-MeFOSA**

F38:MRM of 1 channel,ES-  
515.2 > 168.9  
4.856e+005



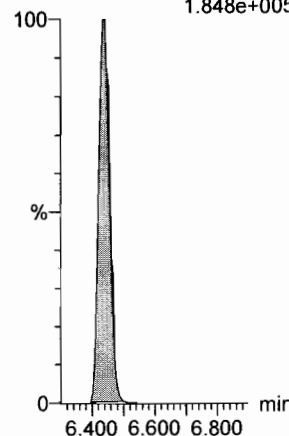
**13C2-PFTeDA**

F54:MRM of 2 channels,ES-  
615.0 > 569.7  
3.298e+005



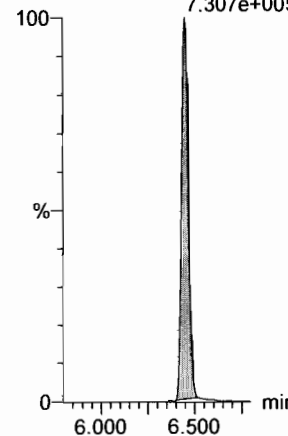
**13C2-PFTTrDA**

F61:MRM of 2 channels,ES-  
714.8 > 669.6  
1.848e+005



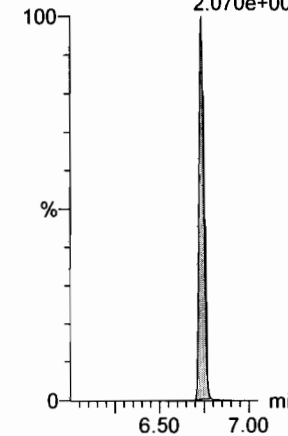
**d5-N-ETFOSA**

F43:MRM of 1 channel,ES-  
531.1 > 168.9  
7.307e+005



**13C2-PFHxDA**

F63:MRM of 1 channel,ES-  
815 > 769.7  
2.070e+005



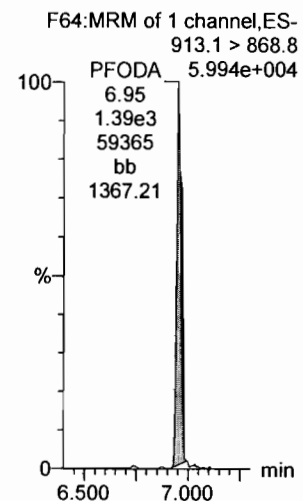
Dataset: F:\Projects\PFAS.PRO\Results\180315M1\180315M1-CRV.qld

Last Altered: Friday, March 16, 2018 10:07:42 Pacific Daylight Time

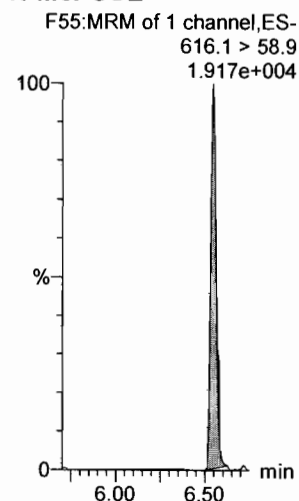
Printed: Friday, March 16, 2018 10:35:29 Pacific Daylight Time

Name: 180315M1\_4, Date: 15-Mar-2018, Time: 21:20:03, ID: ST180315M1-3 PFC CS0 18C1205, Description: PFC CS0 18C1205

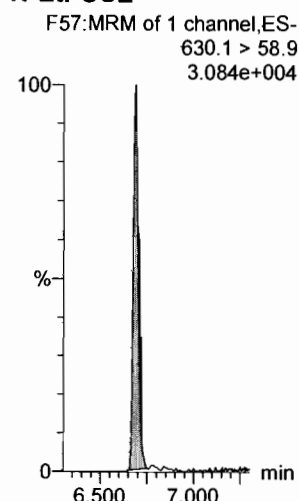
**PFODA**



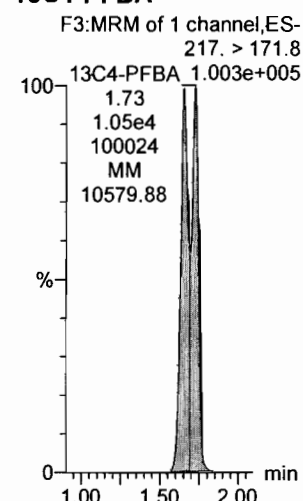
**N-MeFOSE**



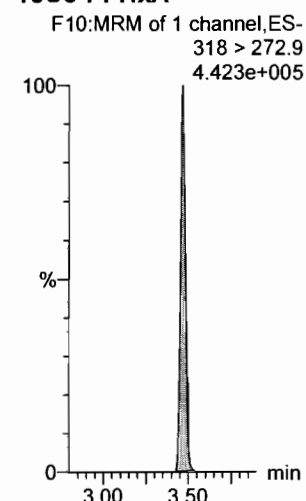
**N-EtFOSE**



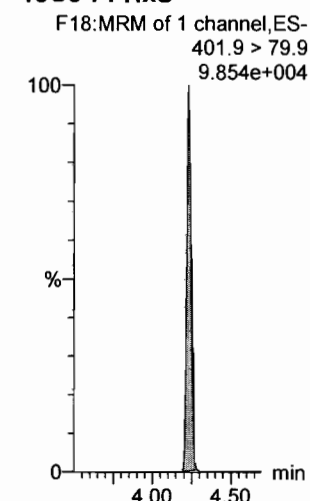
**13C4-PFBA**



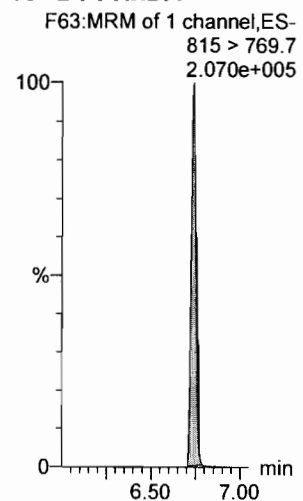
**13C5-PFHxA**



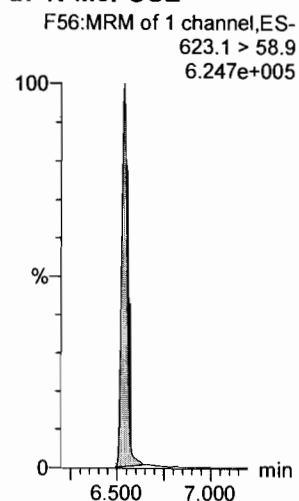
**13C3-PFHxS**



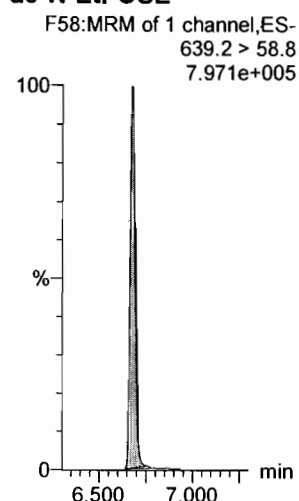
**13C2-PFHxDA**



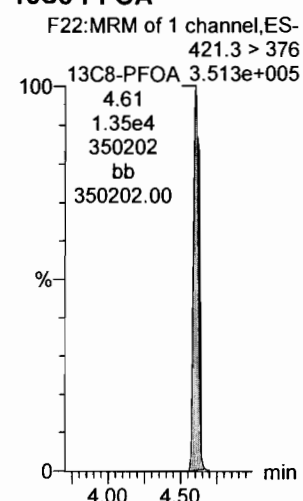
**d7-N-MeFOSE**



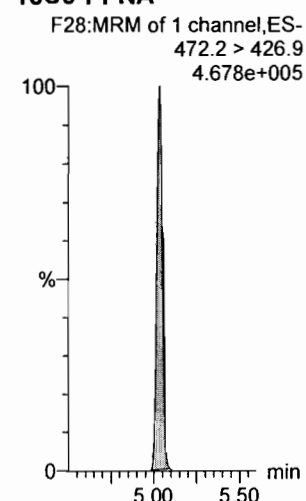
**d9-N-EtFOSE**



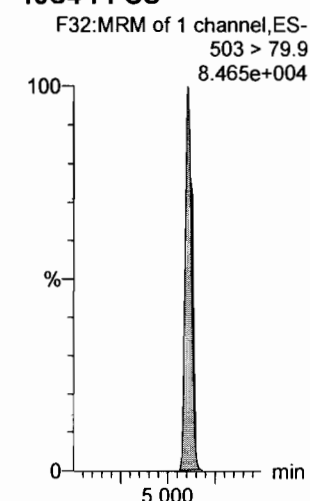
**13C8-PFOA**



**13C9-PFNA**



**13C4-PFOS**



Dataset: F:\Projects\PFAS.PRO\Results\180315M1\180315M1-CRV.qld

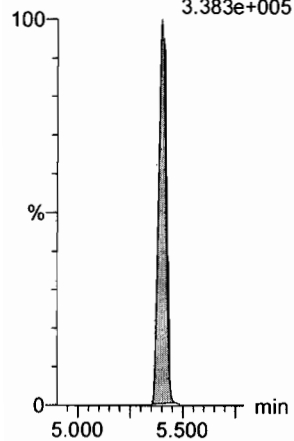
Last Altered: Friday, March 16, 2018 10:07:42 Pacific Daylight Time

Printed: Friday, March 16, 2018 10:35:29 Pacific Daylight Time

Name: 180315M1\_4, Date: 15-Mar-2018, Time: 21:20:03, ID: ST180315M1-3 PFC CS0 18C1205, Description: PFC CS0 18C1205

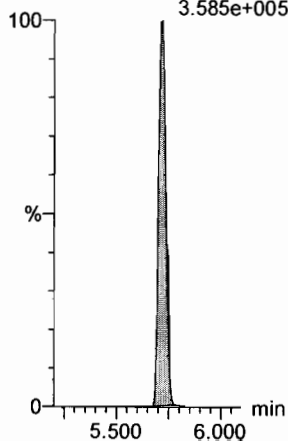
13C6-PFDA

F39:MRM of 1 channel,ES-  
519.1 > 473.7  
3.383e+005



13C7-PFUdA

F48:MRM of 1 channel,ES-  
570.1 > 524.8  
3.585e+005



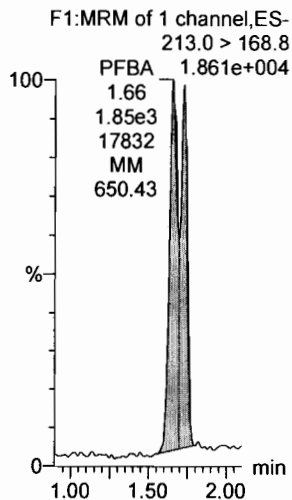
Dataset: F:\Projects\PFAS.PRO\Results\180315M1\180315M1-CRV.qld

Last Altered: Friday, March 16, 2018 10:07:42 Pacific Daylight Time

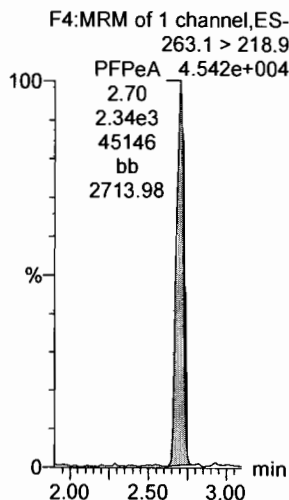
Printed: Friday, March 16, 2018 10:35:29 Pacific Daylight Time

Name: 180315M1\_5, Date: 15-Mar-2018, Time: 21:31:32, ID: ST180315M1-4 PFC CS1 18C1206, Description: PFC CS1 18C1206

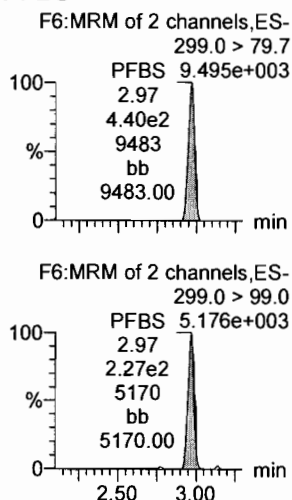
**PFBA**



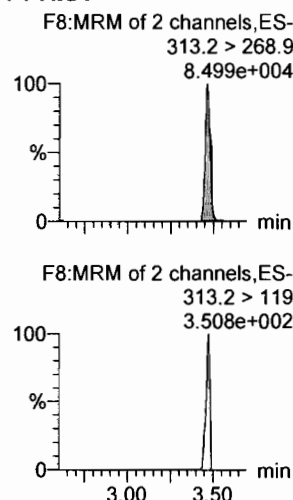
**PFPeA**



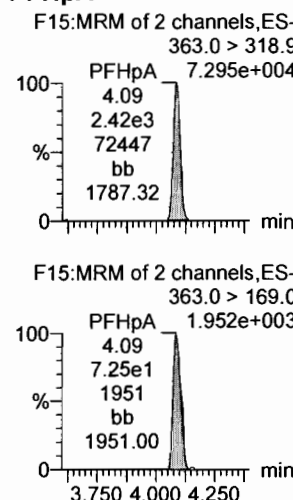
**PFBS**




**PFHxA**



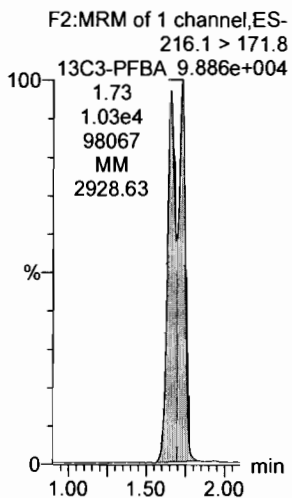
**PFHpA**



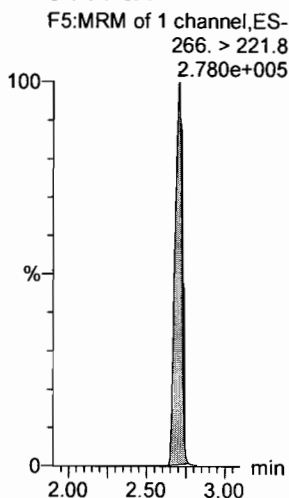
**L-PFHxS**



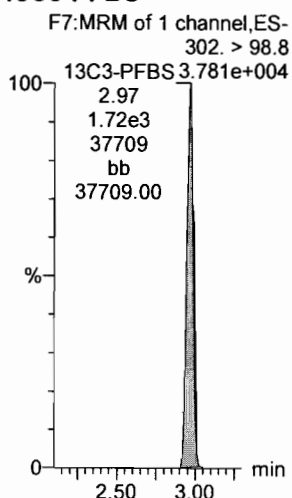
**13C3-PFBA**



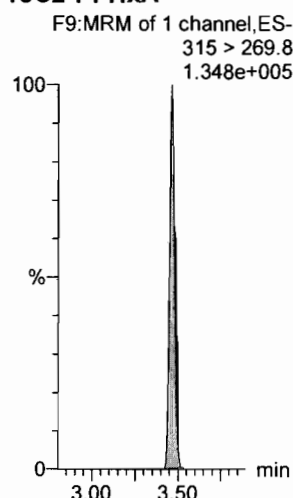
**13C3-PFPeA**



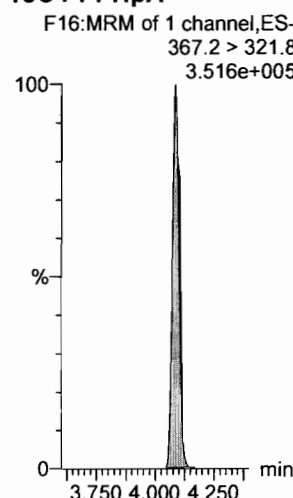
**13C3-PFBS**



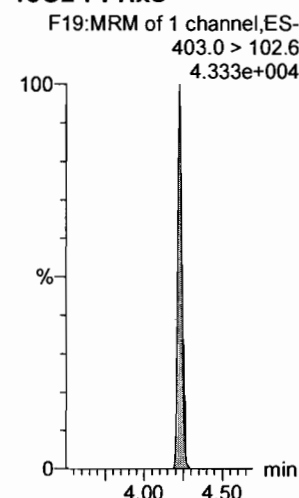
**13C2-PFHxA**



**13C4-PFHpA**



**18O2-PFHxS**



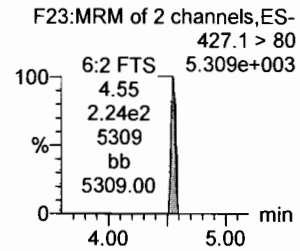
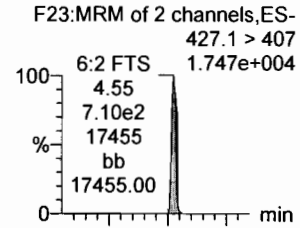


Dataset: F:\Projects\PFAS.PRO\Results\180315M1\180315M1-CRV.qld

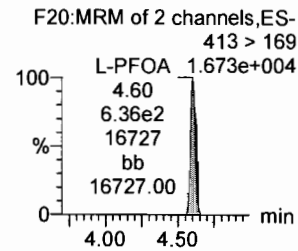
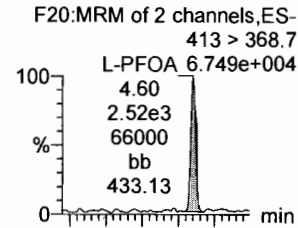
Last Altered: Friday, March 16, 2018 10:07:42 Pacific Daylight Time  
Printed: Friday, March 16, 2018 10:35:29 Pacific Daylight Time

Name: 180315M1\_5, Date: 15-Mar-2018, Time: 21:31:32, ID: ST180315M1-4 PFC CS1 18C1206, Description: PFC CS1 18C1206

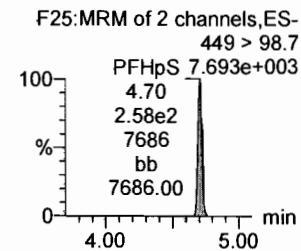
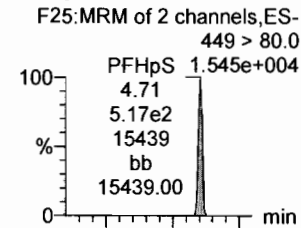
**6:2 FTS**



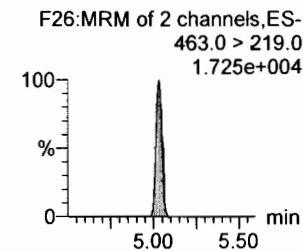
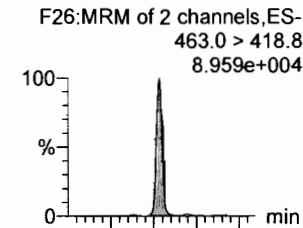
**L-PFOA**



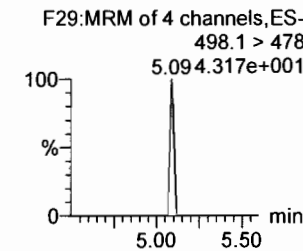
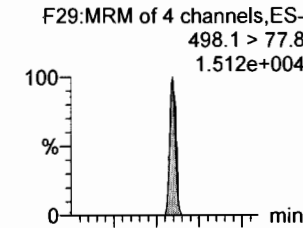
**PFHpS**



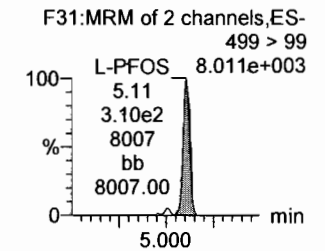
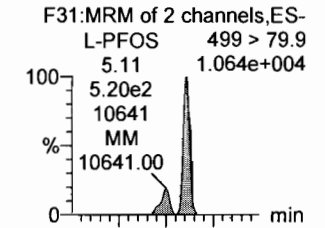
**PFNA**



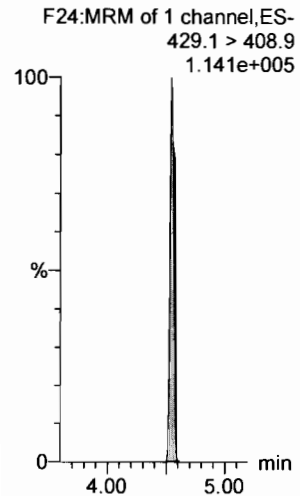
**PFOSA**



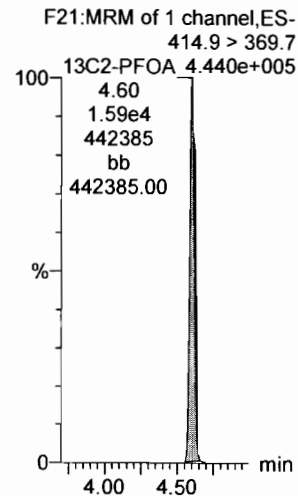
**L-PFOS**



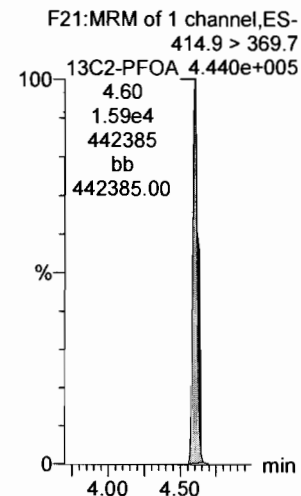
**13C2-6:2 FTS**



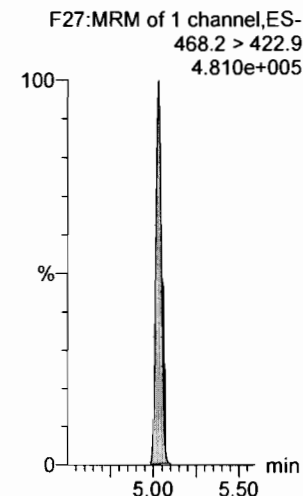
**13C2-PFOA**



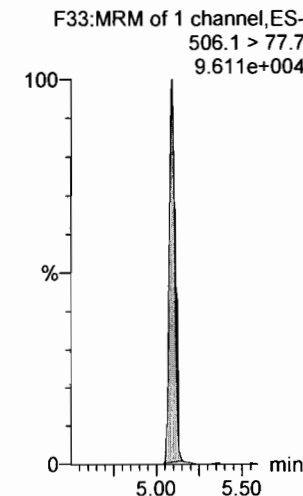
**13C2-PFOA**



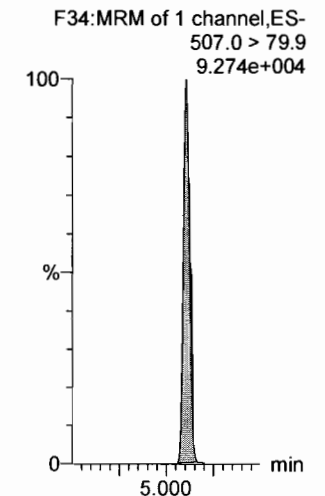
**13C5-PFNA**



**13C8-PFOSA**



**13C8-PFOS**



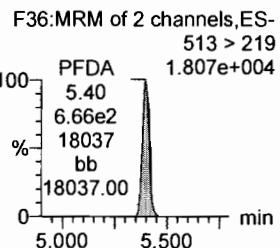
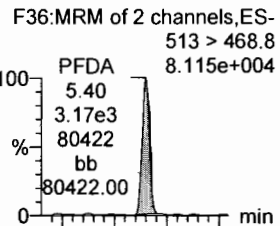
Dataset: F:\Projects\PFAS.PRO\Results\180315M1\180315M1-CRV.qld

Last Altered: Friday, March 16, 2018 10:07:42 Pacific Daylight Time

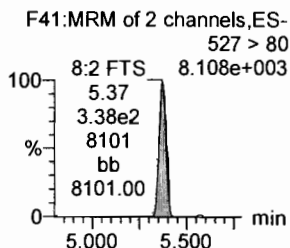
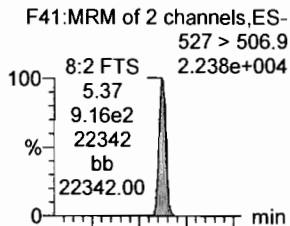
Printed: Friday, March 16, 2018 10:35:29 Pacific Daylight Time

Name: 180315M1\_5, Date: 15-Mar-2018, Time: 21:31:32, ID: ST180315M1-4 PFC CS1 18C1206, Description: PFC CS1 18C1206

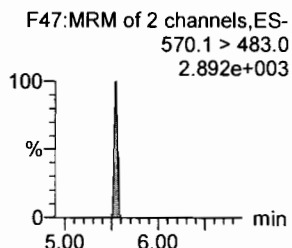
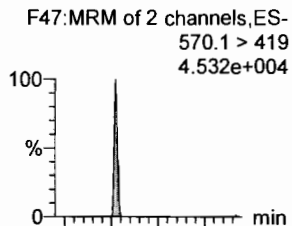
**PFDA**



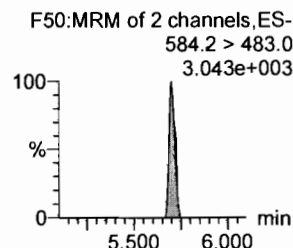
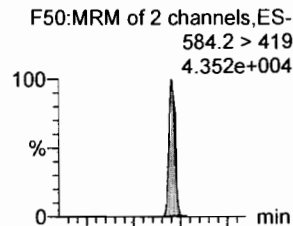
**8:2 FTS**



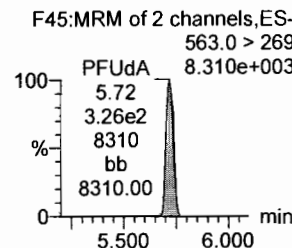
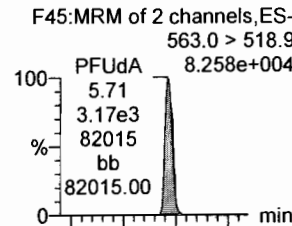
**N-MeFOSAA**



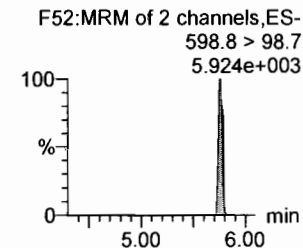
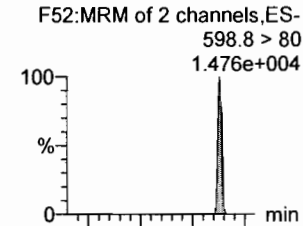
**N-EtFOSAA**



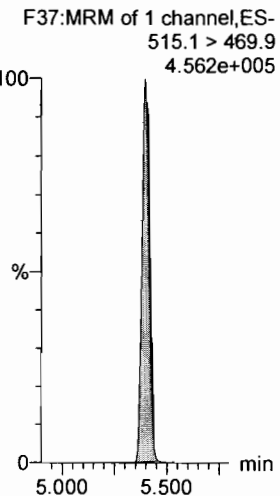
**PFUdA**



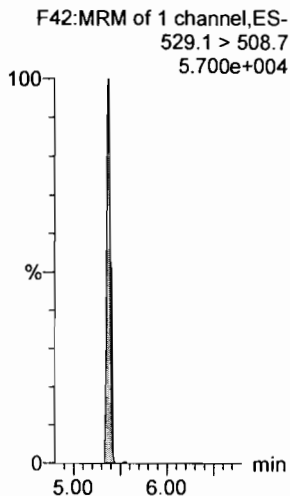
**PFDS**



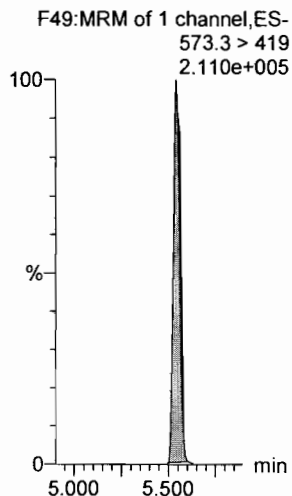
**13C2-PFDA**



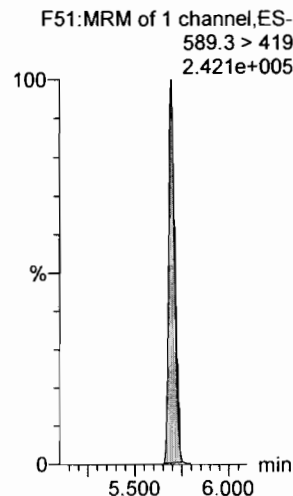
**13C2-8:2 FTS**



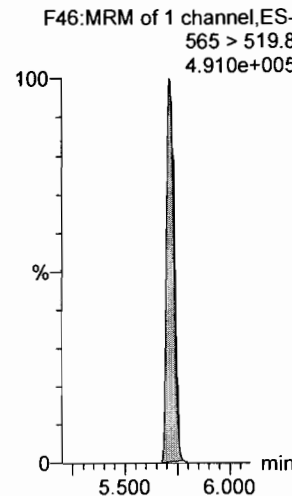
**d3-N-MeFOSAA**



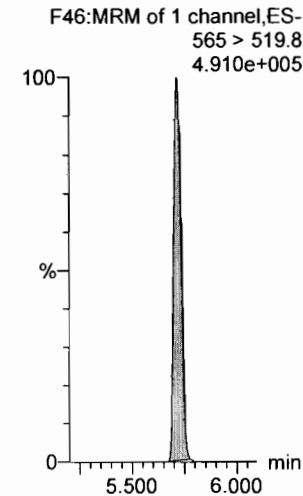
**d5-N-EtFOSAA**



**13C2-PFUdA**



**13C2-PFUdA**



Dataset: F:\Projects\PFAS.PRO\Results\180315M1\180315M1-CRV.qld

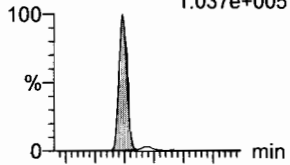
Last Altered: Friday, March 16, 2018 10:07:42 Pacific Daylight Time

Printed: Friday, March 16, 2018 10:35:29 Pacific Daylight Time

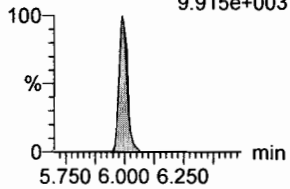
Name: 180315M1\_5, Date: 15-Mar-2018, Time: 21:31:32, ID: ST180315M1-4 PFC CS1 18C1206, Description: PFC CS1 18C1206

**PFDoA**

F53:MRM of 4 channels,ES-  
612.9 > 569.0  
1.037e+005

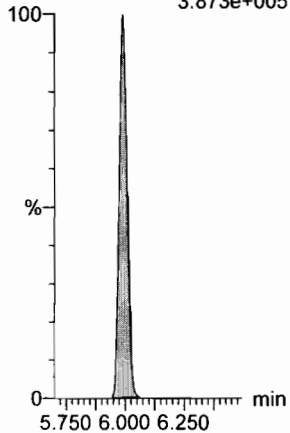


F53:MRM of 4 channels,ES-  
612.9 > 318.8  
9.915e+003



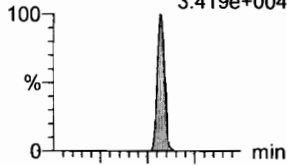
**13C2-PFDoA**

F54:MRM of 2 channels,ES-  
615.0 > 569.7  
3.873e+005

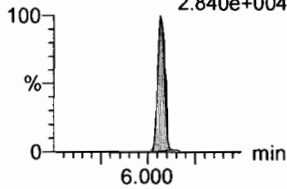


**N-MeFOSA**

F35:MRM of 2 channels,ES-  
512.1 > 168.9  
3.419e+004

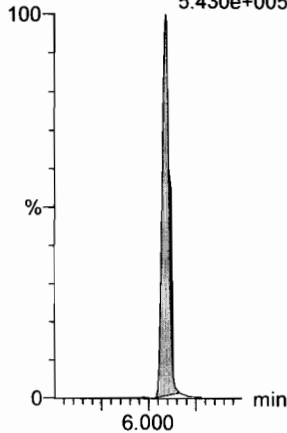


F35:MRM of 2 channels,ES-  
512.1 > 219  
2.840e+004



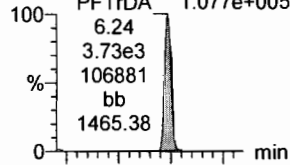
**d3-N-MeFOSA**

F38:MRM of 1 channel,ES-  
515.2 > 168.9  
5.430e+005

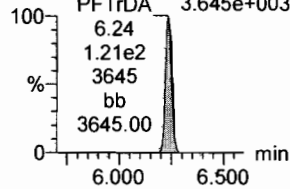


**PFTTrDA**

F59:MRM of 2 channels,ES-  
662.9 > 618.9  
1.077e+005

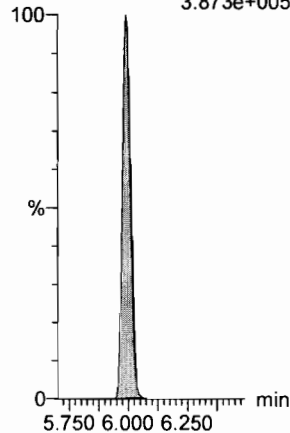


F59:MRM of 2 channels,ES-  
662.9 > 319  
3.645e+003



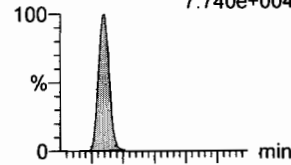
**13C2-PFDoA**

F54:MRM of 2 channels,ES-  
615.0 > 569.7  
3.873e+005

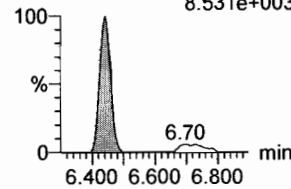


**PFTeDA**

F60:MRM of 2 channels,ES-  
712.9 > 668.8  
7.740e+004

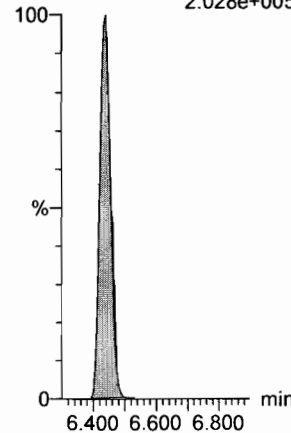


F60:MRM of 2 channels,ES-  
712.9 > 369  
8.531e+003



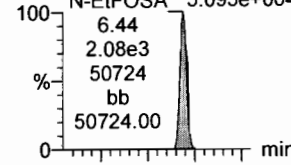
**13C2-PFTeDA**

F61:MRM of 2 channels,ES-  
714.8 > 669.6  
2.028e+005

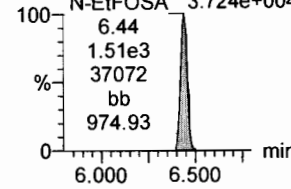


**N-EtFOSA**

F40:MRM of 2 channels,ES-  
526.1 > 168.9  
5.095e+004

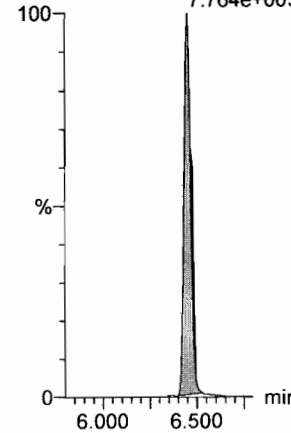


F40:MRM of 2 channels,ES-  
526.1 > 219  
3.724e+004



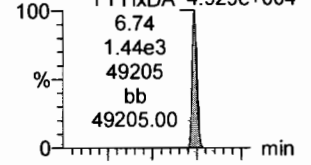
**d5-N-ETFOSA**

F43:MRM of 1 channel,ES-  
531.1 > 168.9  
7.764e+005

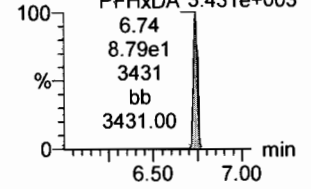


**PFHxDA**

F62:MRM of 2 channels,ES-  
813.1 > 768.6  
4.929e+004

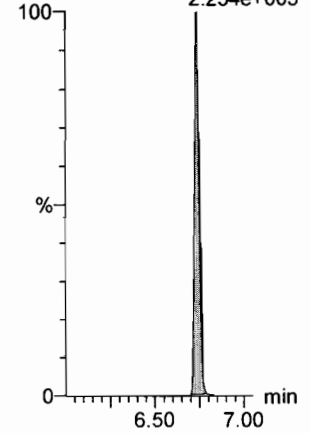


F62:MRM of 2 channels,ES-  
813.1 > 219  
3.431e+003



**13C2-PFHxDA**

F63:MRM of 1 channel,ES-  
815 > 769.7  
2.254e+005




Dataset: F:\Projects\PFAS.PRO\Results\180315M1\180315M1-CRV.qld

Last Altered: Friday, March 16, 2018 10:07:42 Pacific Daylight Time

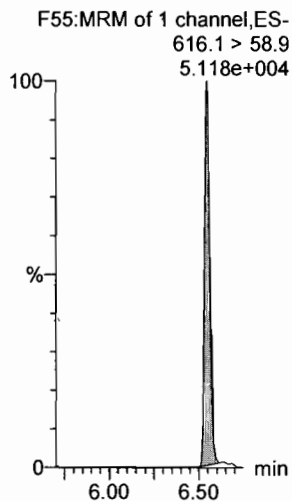
Printed: Friday, March 16, 2018 10:35:29 Pacific Daylight Time

Name: 180315M1\_5, Date: 15-Mar-2018, Time: 21:31:32, ID: ST180315M1-4 PFC CS1 18C1206, Description: PFC CS1 18C1206

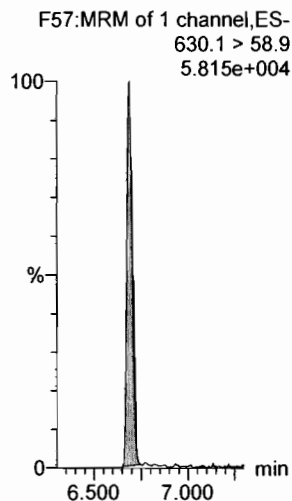
**PFODA**



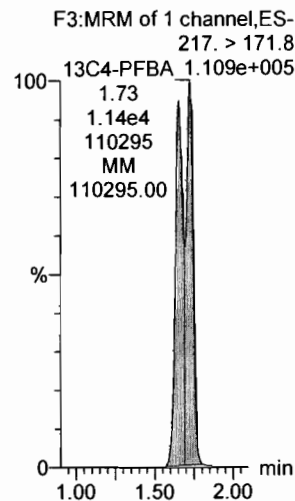
**N-MeFOSE**



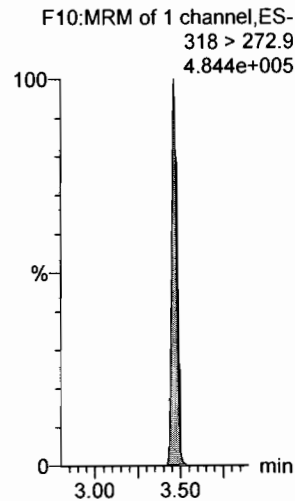
**N-EtFOSE**



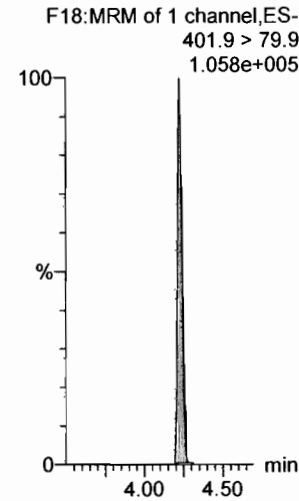
**13C4-PFBA**



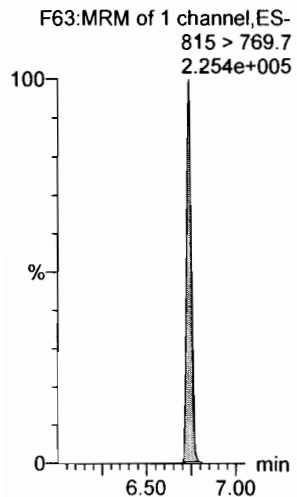
**13C5-PFHxA**



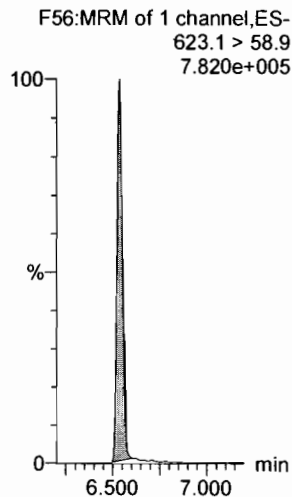
**13C3-PFHxS**



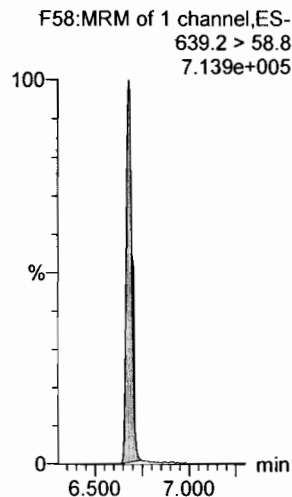
**13C2-PFHxDA**



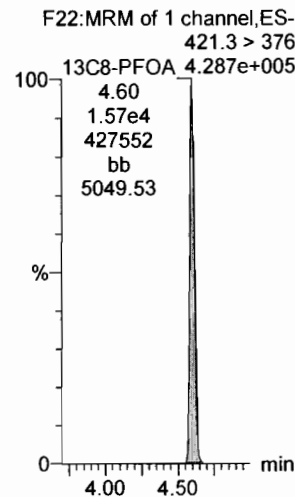
**d7-N-MeFOSE**



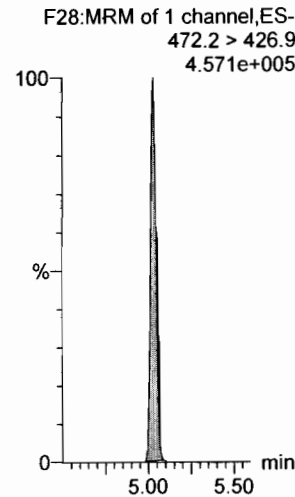
**d9-N-EtFOSE**



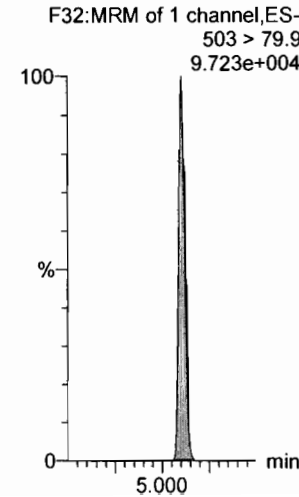
**13C8-PFOA**



**13C9-PFNA**



**13C4-PFOS**



Dataset: F:\Projects\PFAS.PRO\Results\180315M1\180315M1-CRV.qld

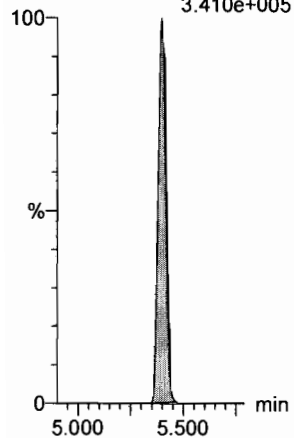
Last Altered: Friday, March 16, 2018 10:07:42 Pacific Daylight Time

Printed: Friday, March 16, 2018 10:35:29 Pacific Daylight Time

Name: 180315M1\_5, Date: 15-Mar-2018, Time: 21:31:32, ID: ST180315M1-4 PFC CS1 18C1206, Description: PFC CS1 18C1206

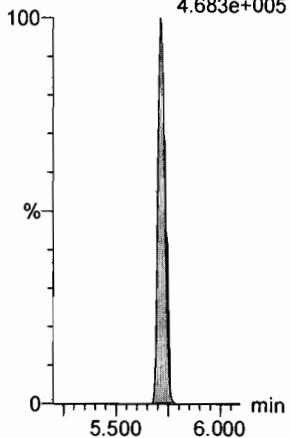
13C6-PFDA

F39:MRM of 1 channel,ES-  
519.1 > 473.7  
3.410e+005



13C7-PFUdA

F48:MRM of 1 channel,ES-  
570.1 > 524.8  
4.683e+005



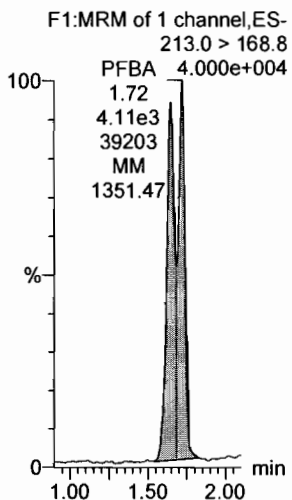
Dataset: F:\Projects\PFAS.PRO\Results\180315M1\180315M1-CRV.qld

Last Altered: Friday, March 16, 2018 10:07:42 Pacific Daylight Time

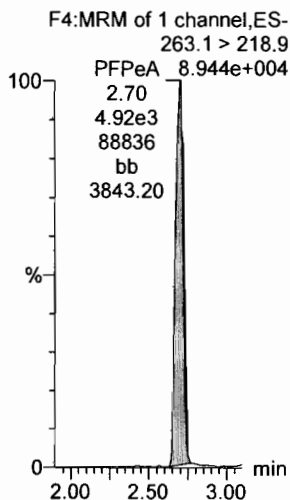
Printed: Friday, March 16, 2018 10:35:29 Pacific Daylight Time

Name: 180315M1\_6, Date: 15-Mar-2018, Time: 21:42:59, ID: ST180315M1-5 PFC CS2 18C1207, Description: PFC CS2 18C1207

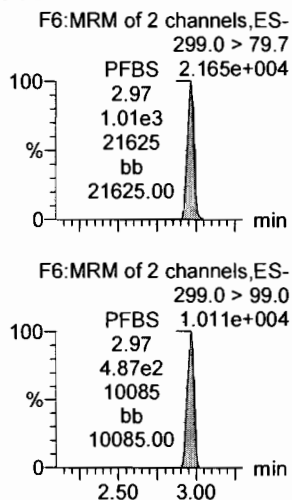
**PFBA**



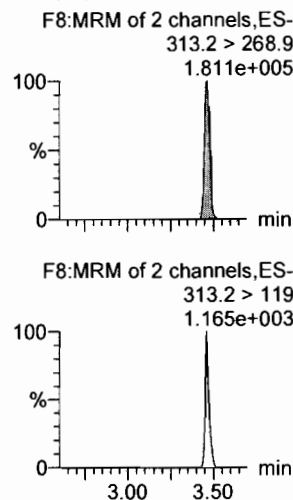
**PFPeA**



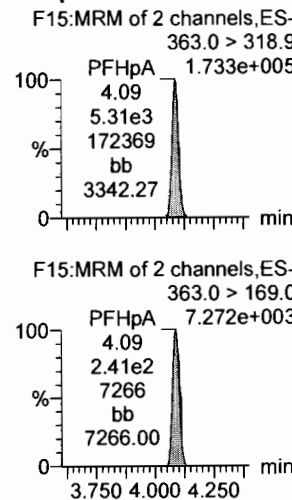
**PFBS**



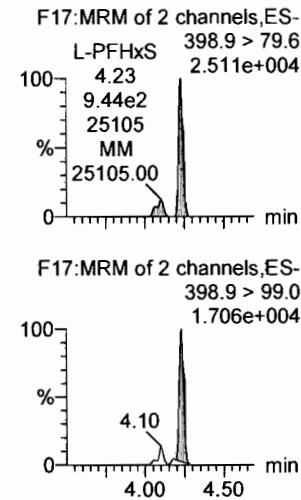
**PFHxA**



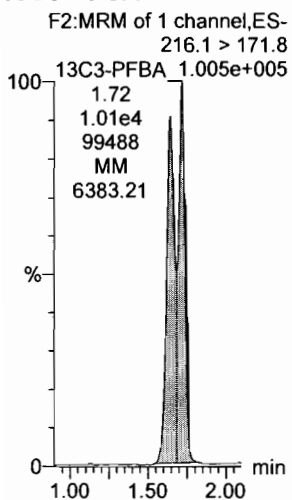
**PFHpA**



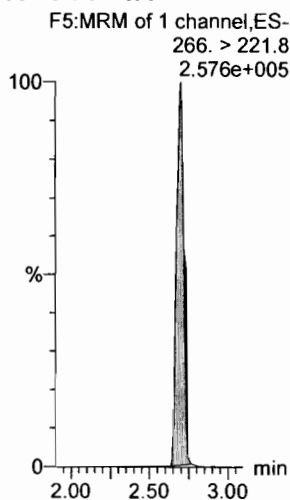
**L-PFHxS**



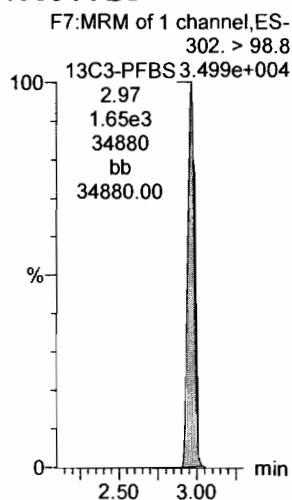
**13C3-PFBA**



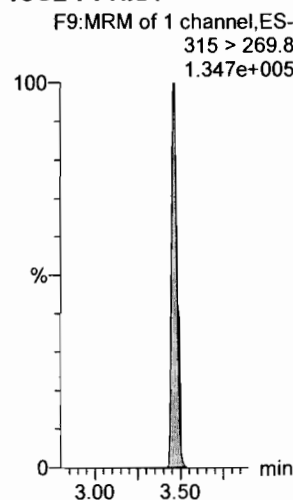
**13C3-PFPeA**



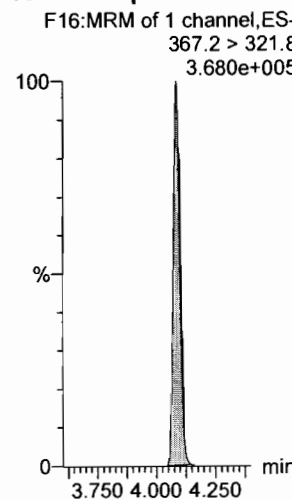
**13C3-PFBS**



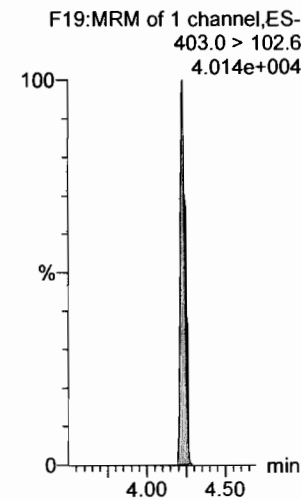
**13C2-PFHxA**



**13C4-PFHpA**



**18O2-PFHxS**



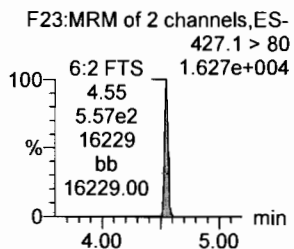
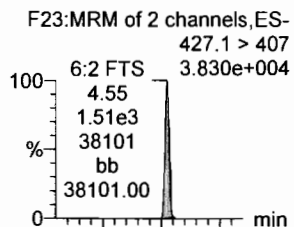
Dataset: F:\Projects\PFAS.PRO\Results\180315M1\180315M1-CRV.qld

Last Altered: Friday, March 16, 2018 10:07:42 Pacific Daylight Time

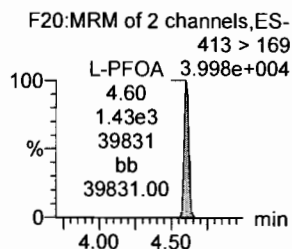
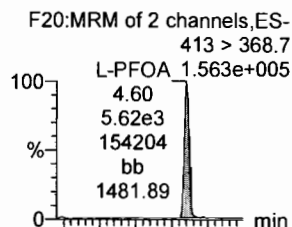
Printed: Friday, March 16, 2018 10:35:29 Pacific Daylight Time

Name: 180315M1\_6, Date: 15-Mar-2018, Time: 21:42:59, ID: ST180315M1-5 PFC CS2 18C1207, Description: PFC CS2 18C1207

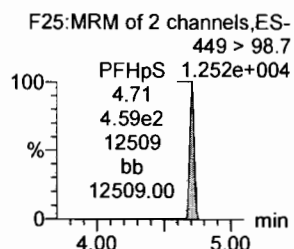
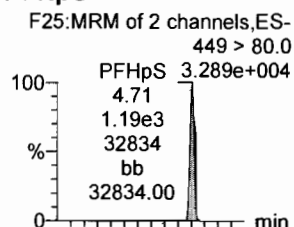
**6:2 FTS**



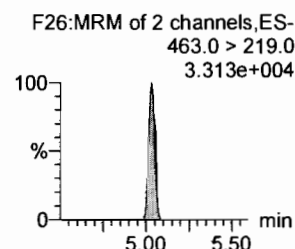
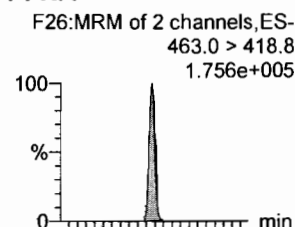
**L-PFOA**



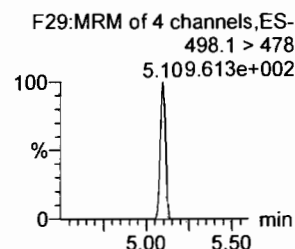
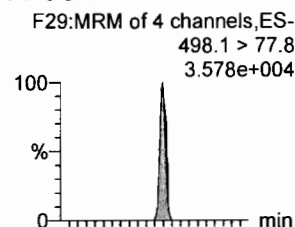
**PFHpS**



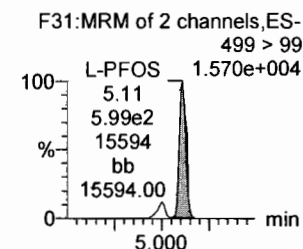
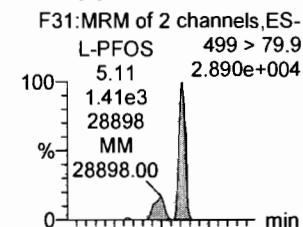
**PFNA**



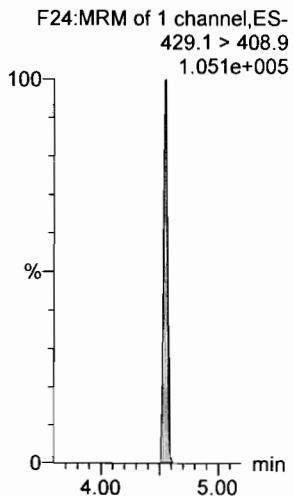
**PFOSA**



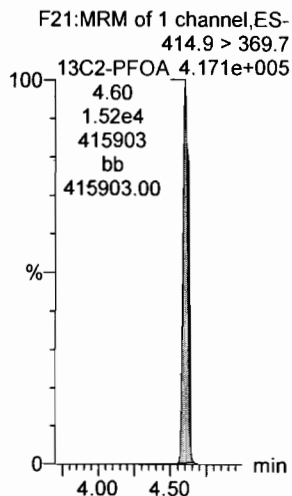
**L-PFOS**




**13C2-6:2 FTS**



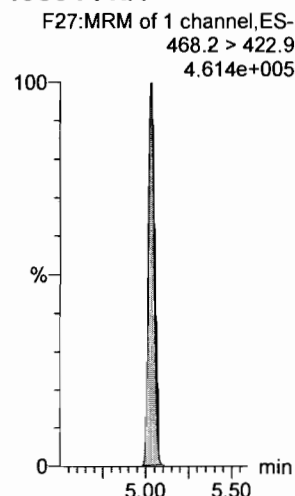
**13C2-PFOA**



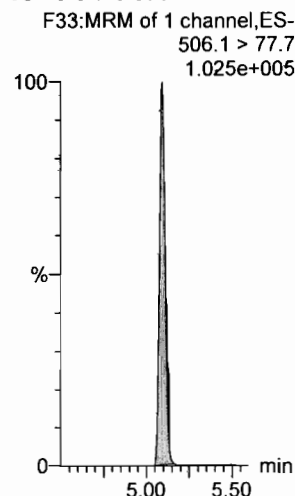
**13C2-PFOA**



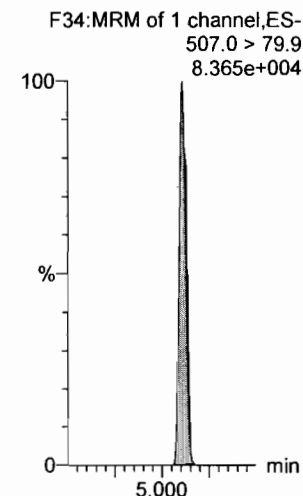
**13C5-PFNA**



**13C8-PFOA**



**13C8-PFOS**

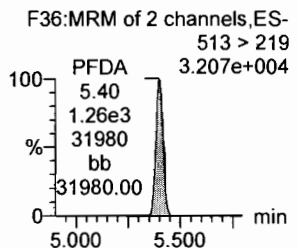
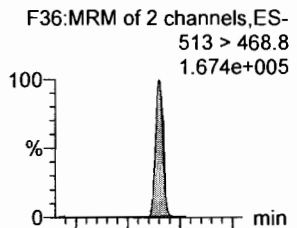


Dataset: F:\Projects\PFAS.PRO\Results\180315M1\180315M1-CRV.qld

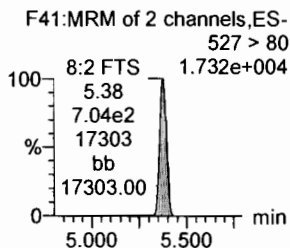
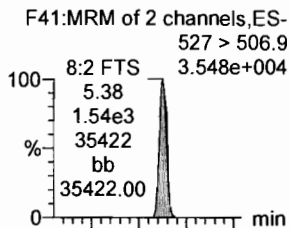
Last Altered: Friday, March 16, 2018 10:07:42 Pacific Daylight Time  
Printed: Friday, March 16, 2018 10:35:29 Pacific Daylight Time

Name: 180315M1\_6, Date: 15-Mar-2018, Time: 21:42:59, ID: ST180315M1-5 PFC CS2 18C1207, Description: PFC CS2 18C1207

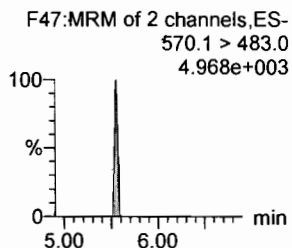
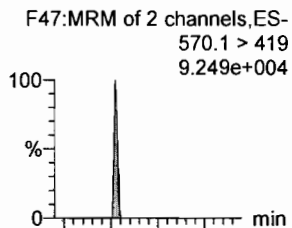
**PFDA**



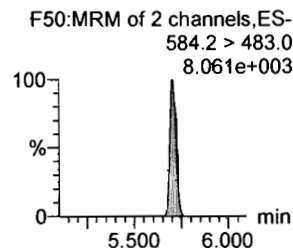
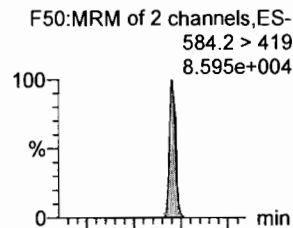
**8:2 FTS**



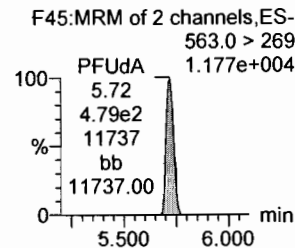
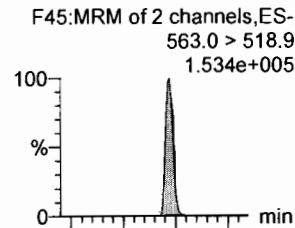
**N-MeFOSAA**



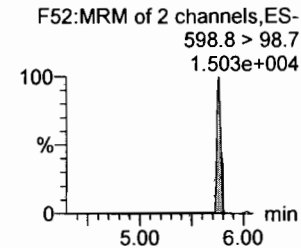
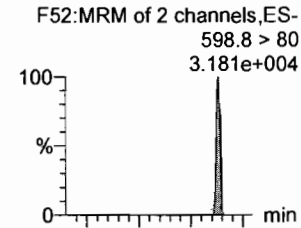
**N-EtFOSAA**



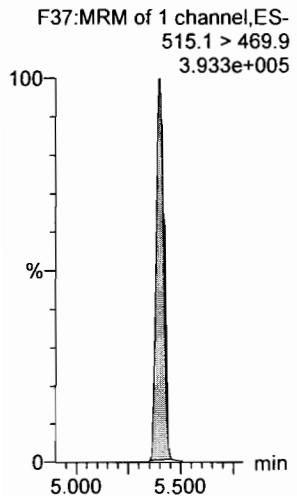
**PFUdA**



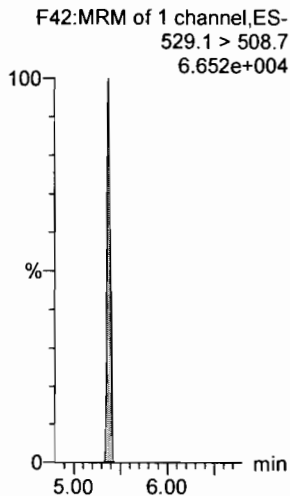
**PFDS**



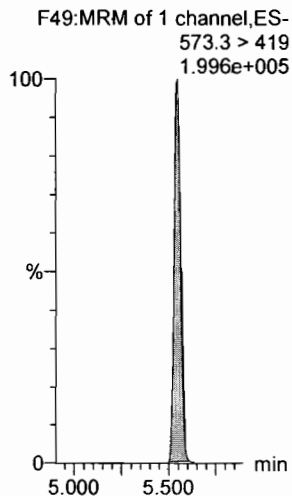
**13C2-PFDA**



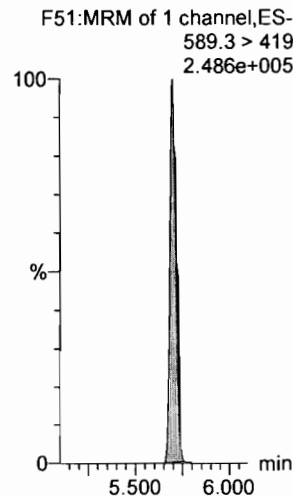
**13C2-8:2 FTS**



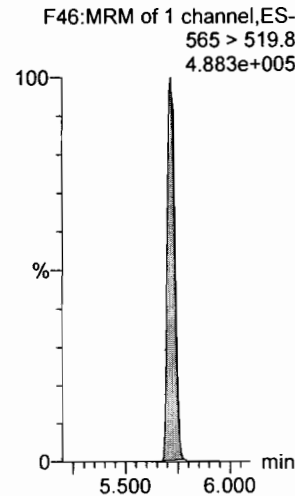
**d3-N-MeFOSAA**



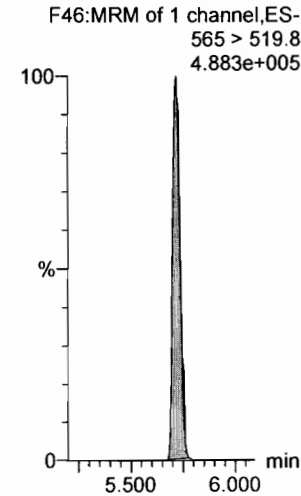
**d5-N-EtFOSAA**



**13C2-PFUdA**



**13C2-PFUdA**





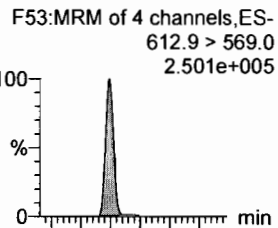
Dataset: F:\Projects\PFAS.PRO\Results\180315M1\180315M1-CRV.qld

Last Altered: Friday, March 16, 2018 10:07:42 Pacific Daylight Time

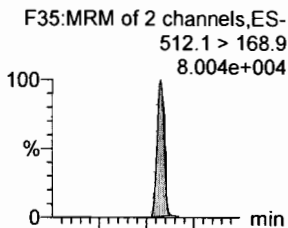
Printed: Friday, March 16, 2018 10:35:29 Pacific Daylight Time

Name: 180315M1\_6, Date: 15-Mar-2018, Time: 21:42:59, ID: ST180315M1-5 PFC CS2 18C1207, Description: PFC CS2 18C1207

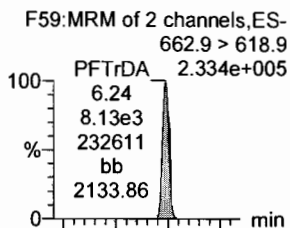
**PFDoA**



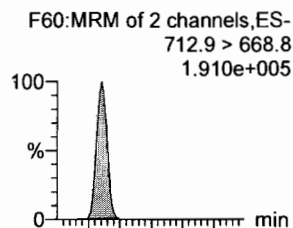
**N-MeFOSA**



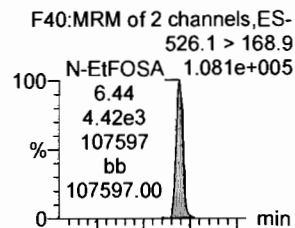
**PFTrDA**



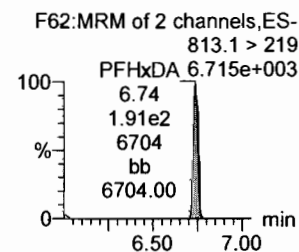
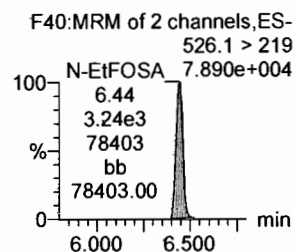
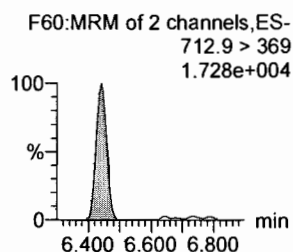
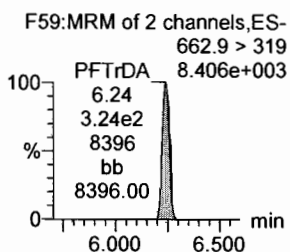
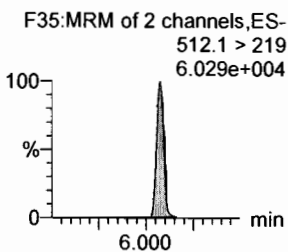
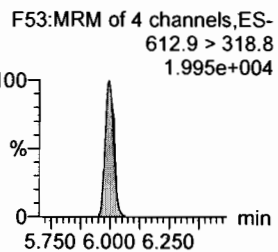
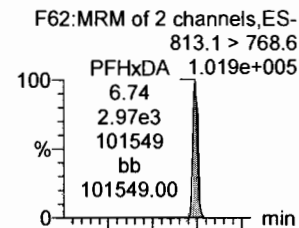
**PFTeDA**



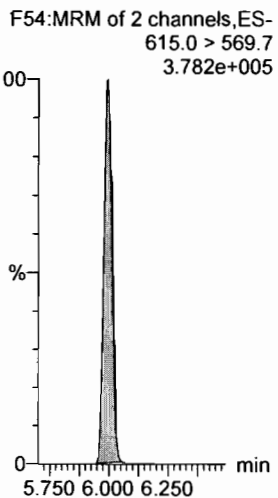
**N-EtFOSA**



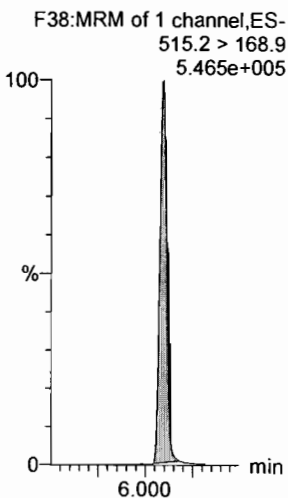
**PFHxDA**



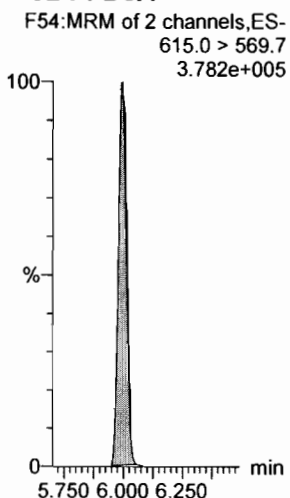
**13C2-PFDoA**



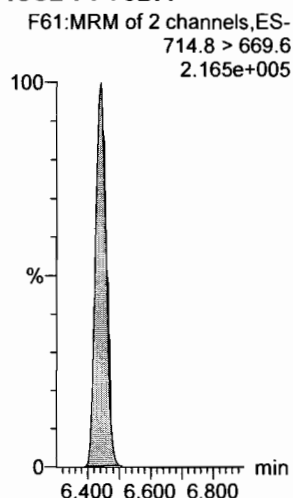
**d3-N-MeFOSA**



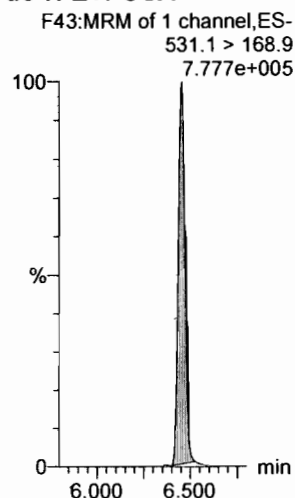
**13C2-PFDoA**



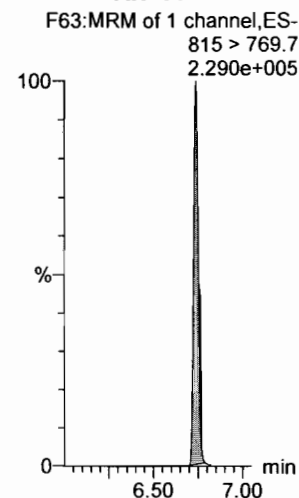
**13C2-PFTeDA**



**d5-N-ETFOSA**



**13C2-PFHxDA**



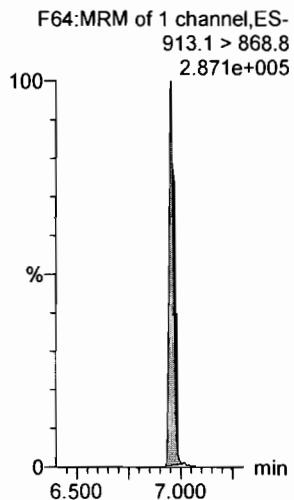
Dataset: F:\Projects\PFAS.PRO\Results\180315M1\180315M1-CRV.qld

Last Altered: Friday, March 16, 2018 10:07:42 Pacific Daylight Time

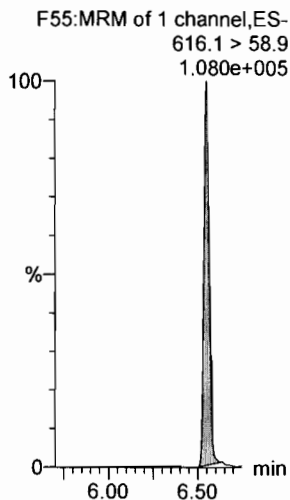
Printed: Friday, March 16, 2018 10:35:29 Pacific Daylight Time

Name: 180315M1\_6, Date: 15-Mar-2018, Time: 21:42:59, ID: ST180315M1-5 PFC CS2 18C1207, Description: PFC CS2 18C1207

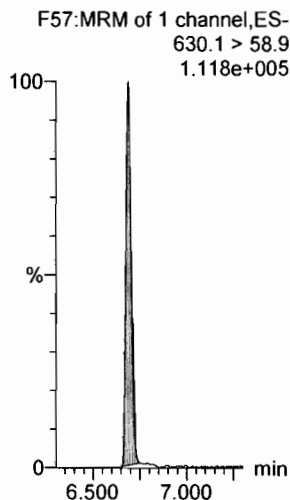
**PFODA**



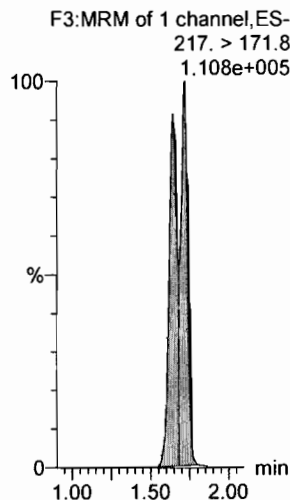
**N-MeFOSE**



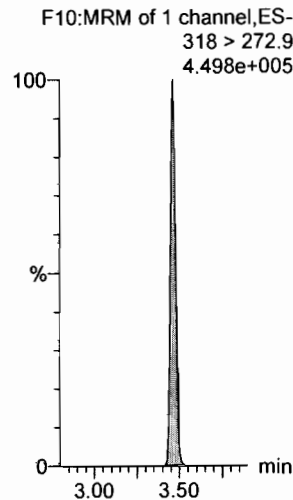
**N-EtFOSE**




**13C4-PFBA**




**13C5-PFHxA**



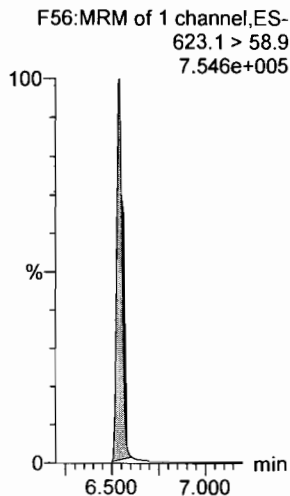
**13C3-PFHxS**



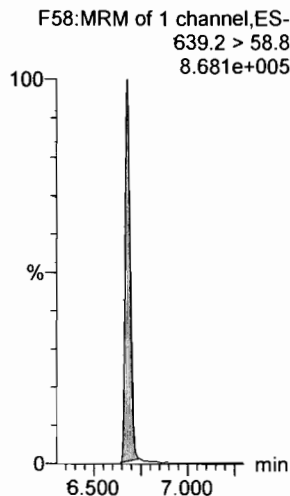
**13C2-PFHxDa**



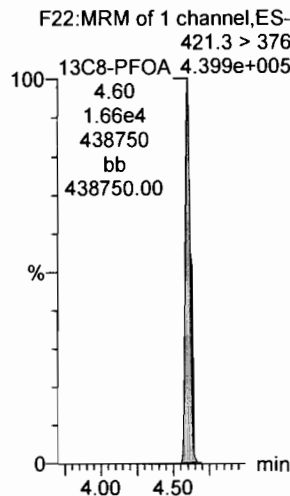
**d7-N-MeFOSE**



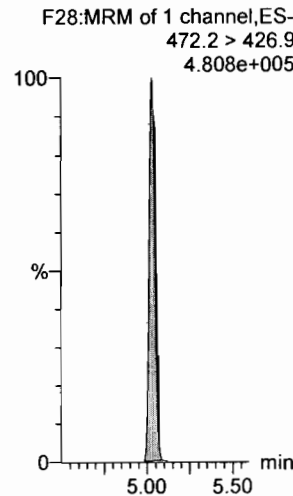
**d9-N-EtFOSE**



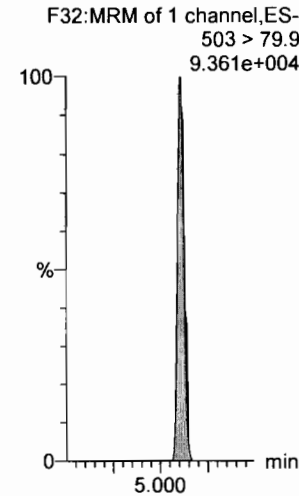
**13C8-PFOA**



**13C9-PFNA**



**13C4-PFOS**



Dataset: F:\Projects\PFAS.PRO\Results\180315M1\180315M1-CRV.qld

Last Altered: Friday, March 16, 2018 10:07:42 Pacific Daylight Time

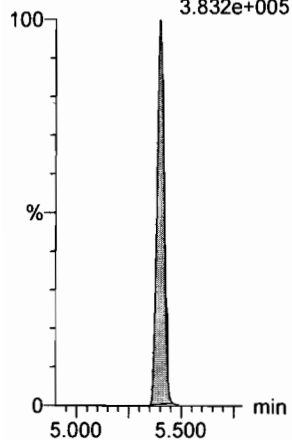
Printed: Friday, March 16, 2018 10:35:29 Pacific Daylight Time

Name: 180315M1\_6, Date: 15-Mar-2018, Time: 21:42:59, ID: ST180315M1-5 PFC CS2 18C1207, Description: PFC CS2 18C1207

**13C6-PFDA**

F39:MRM of 1 channel,ES-  
519.1 > 473.7

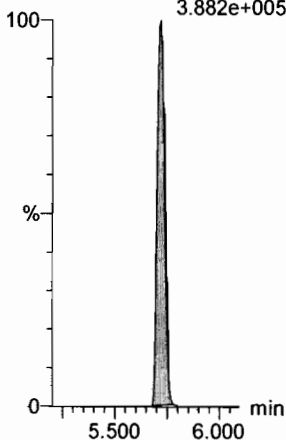
3.832e+005



**13C7-PFUdA**

F48:MRM of 1 channel,ES-  
570.1 > 524.8

3.882e+005



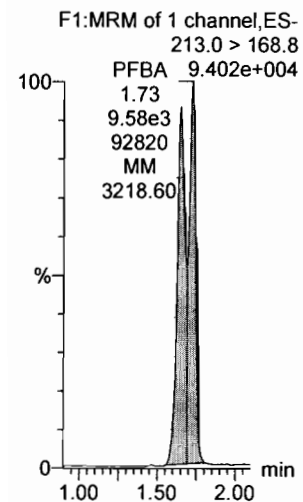
Dataset: F:\Projects\PFAS.PRO\Results\180315M1\180315M1-CRV.qld

Last Altered: Friday, March 16, 2018 10:07:42 Pacific Daylight Time

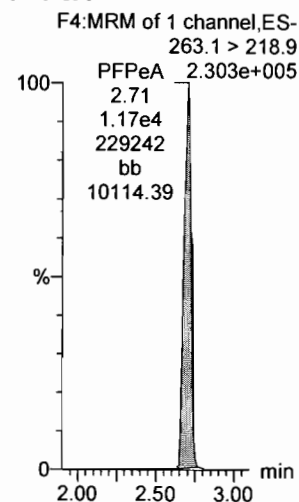
Printed: Friday, March 16, 2018 10:35:29 Pacific Daylight Time

Name: 180315M1\_7, Date: 15-Mar-2018, Time: 21:54:26, ID: ST180315M1-6 PFC CS3 18C1208, Description: PFC CS3 18C1208

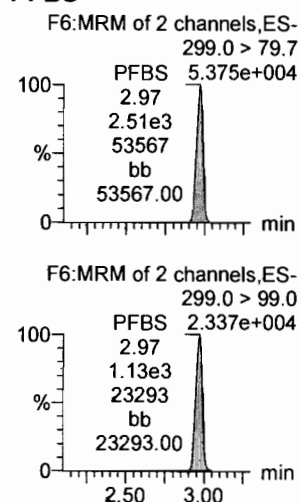
**PFBA**



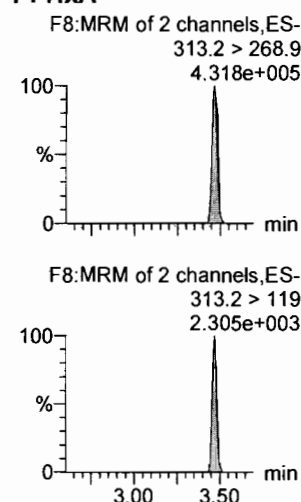
**PFPeA**



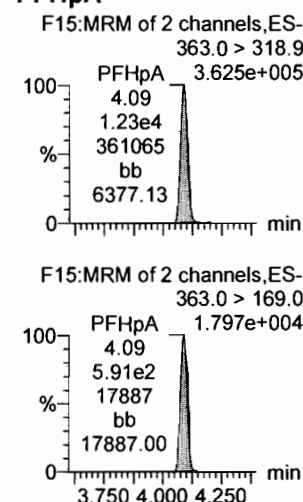
**PFBS**



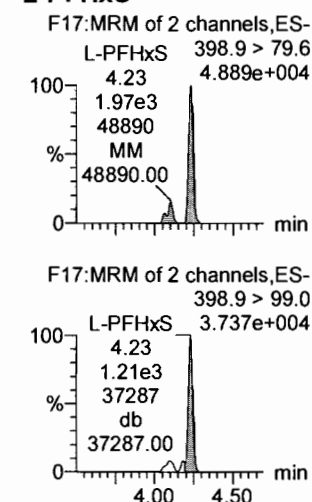
**PFHxA**



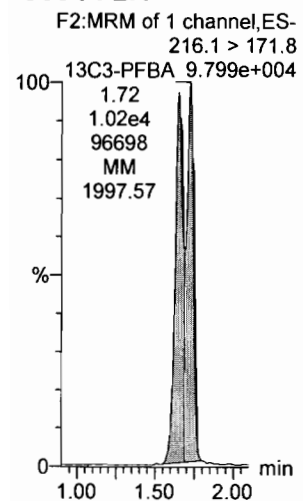
**PFHpA**



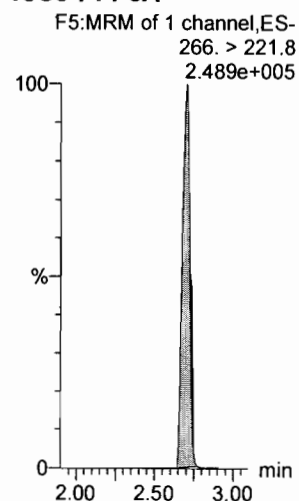
**L-PFHxS**



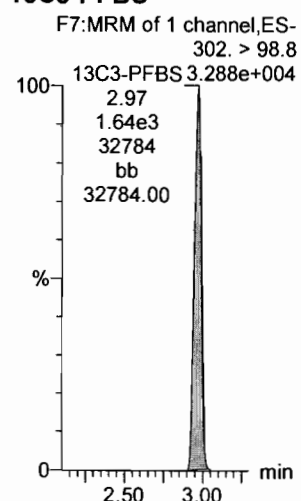
**13C3-PFBA**



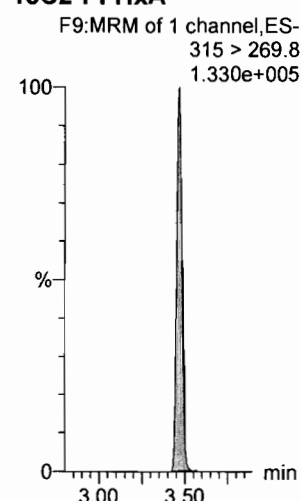
**13C3-PFPeA**



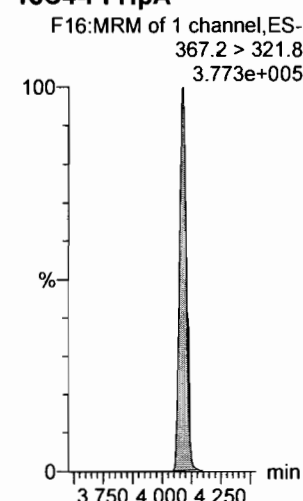
**13C3-PFBS**



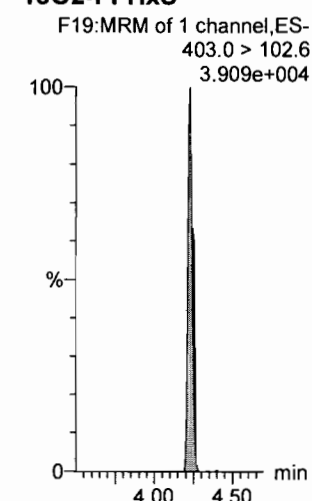
**13C2-PFHxA**



**13C4-PFHpA**



**18O2-PFHxS**



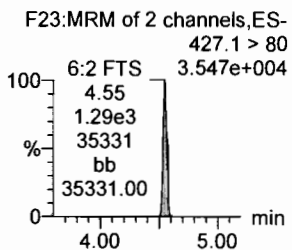
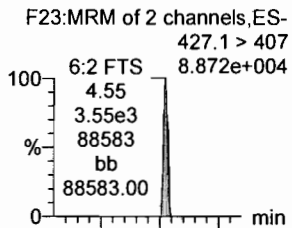
Dataset: F:\Projects\PFAS.PRO\Results\180315M1\180315M1-CRV.qld

Last Altered: Friday, March 16, 2018 10:07:42 Pacific Daylight Time

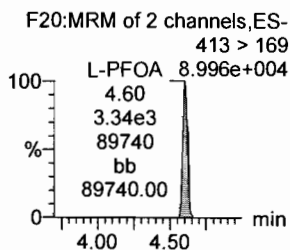
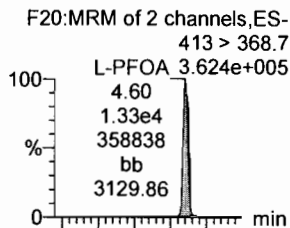
Printed: Friday, March 16, 2018 10:35:29 Pacific Daylight Time

Name: 180315M1\_7, Date: 15-Mar-2018, Time: 21:54:26, ID: ST180315M1-6 PFC CS3 18C1208, Description: PFC CS3 18C1208

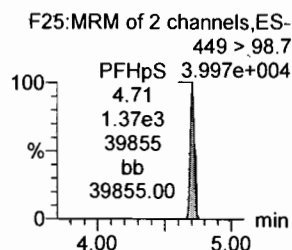
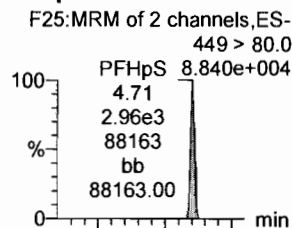
**6:2 FTS**



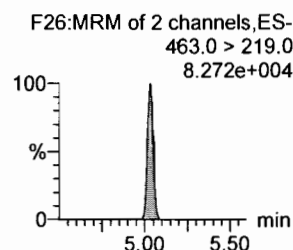
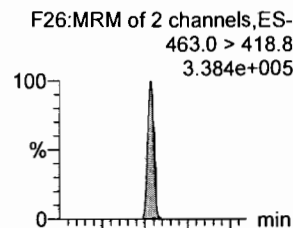
**L-PFOA**



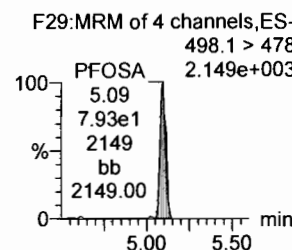
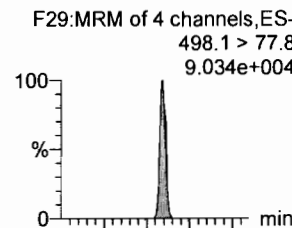
**PFHpS**



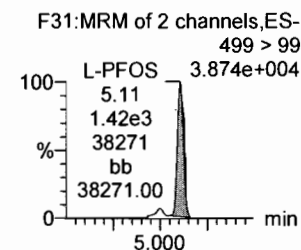
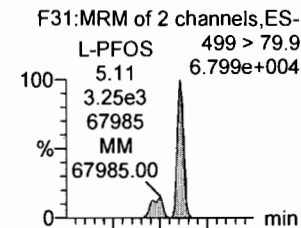
**PFNA**



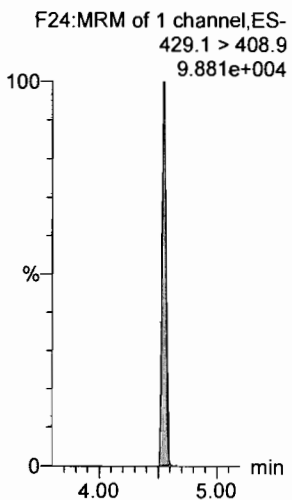
**PFOSA**




**L-PFOS**



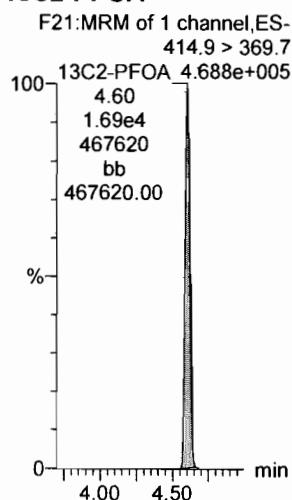
**13C2-6:2 FTS**



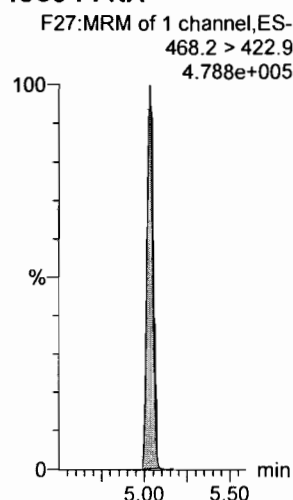
**13C2-PFOA**



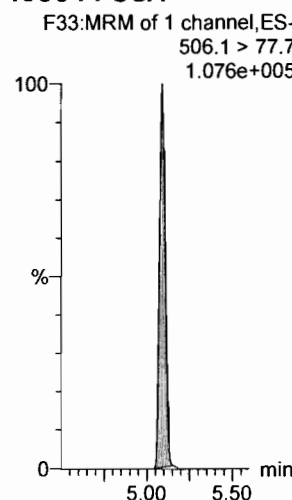
**13C2-PFOA**



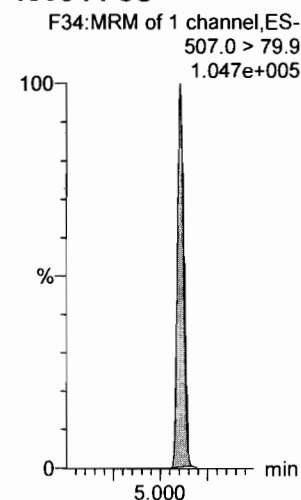
**13C5-PFNA**



**13C8-PFOSA**



**13C8-PFOS**

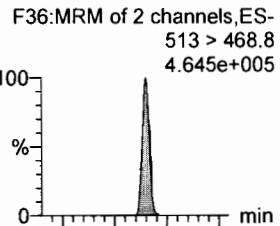


Dataset: F:\Projects\PFAS.PRO\Results\180315M1\180315M1-CRV.qld

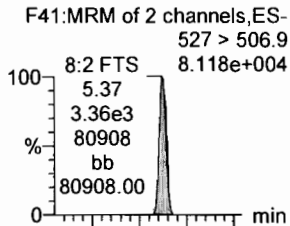
Last Altered: Friday, March 16, 2018 10:07:42 Pacific Daylight Time  
Printed: Friday, March 16, 2018 10:35:29 Pacific Daylight Time

Name: 180315M1\_7, Date: 15-Mar-2018, Time: 21:54:26, ID: ST180315M1-6 PFC CS3 18C1208, Description: PFC CS3 18C1208

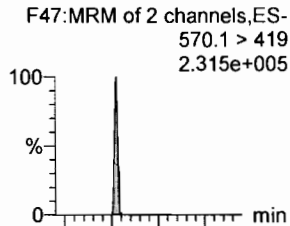
**PFDA**



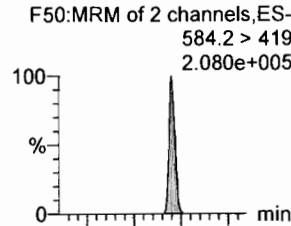
**8:2 FTS**



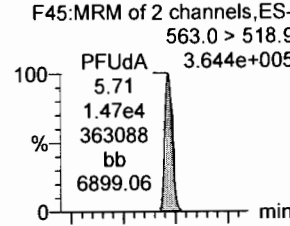
**N-MeFOSAA**



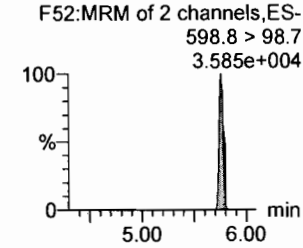
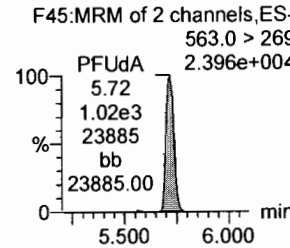
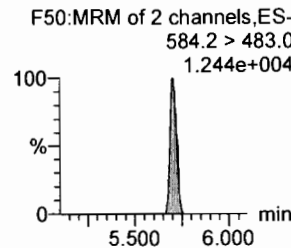
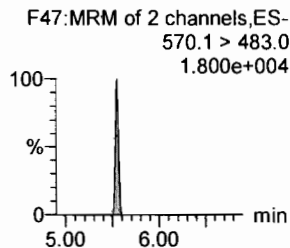
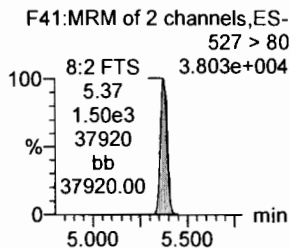
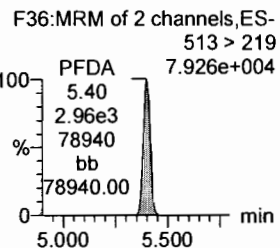
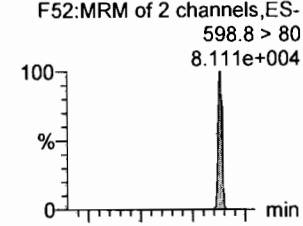
**N-EtFOSAA**



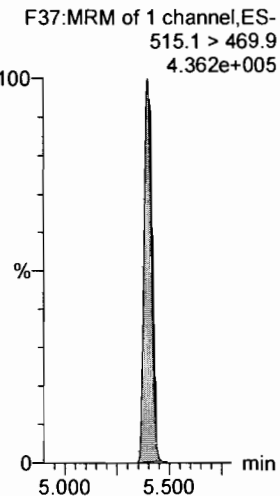
**PFUdA**



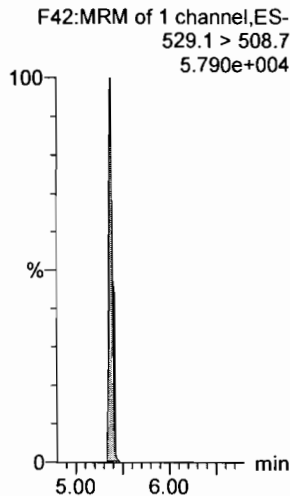
**PFDS**




**13C2-PFDA**



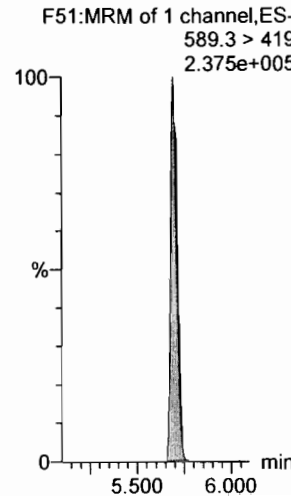
**13C2-8:2 FTS**



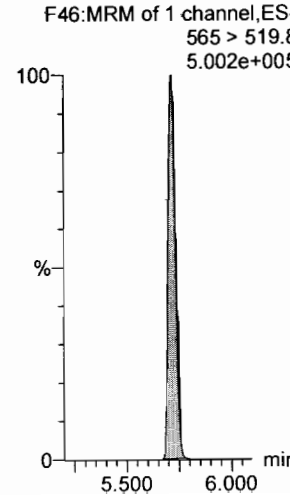
**d3-N-MeFOSAA**



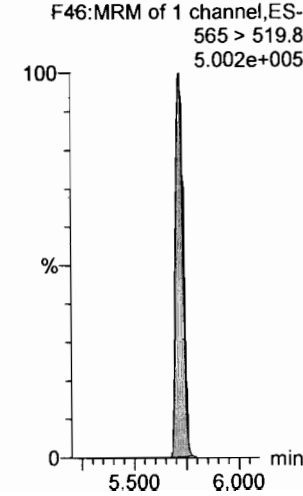
**d5-N-EtFOSAA**



**13C2-PFUdA**



**13C2-PFUdA**



Dataset: F:\Projects\PFAS.PRO\Results\180315M1\180315M1-CRV.qld


Last Altered: Friday, March 16, 2018 10:07:42 Pacific Daylight Time

Printed: Friday, March 16, 2018 10:35:29 Pacific Daylight Time

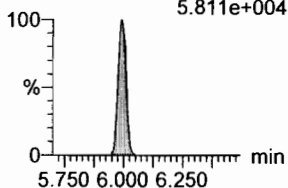
Name: 180315M1\_7, Date: 15-Mar-2018, Time: 21:54:26, ID: ST180315M1-6 PFC CS3 18C1208, Description: PFC CS3 18C1208

**PFDoA**

F53:MRM of 4 channels,ES-  
612.9 > 569.0  
5.244e+005

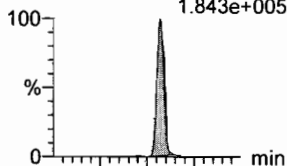


F53:MRM of 4 channels,ES-  
612.9 > 318.8  
5.811e+004

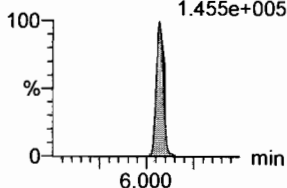


**N-MeFOSA**

F35:MRM of 2 channels,ES-  
512.1 > 168.9  
1.843e+005

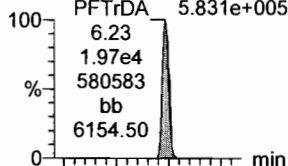


F35:MRM of 2 channels,ES-  
512.1 > 219  
1.455e+005

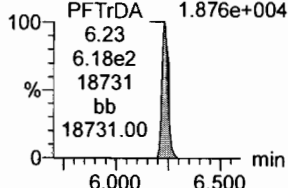


**PFTTrDA**

F59:MRM of 2 channels,ES-  
662.9 > 618.9  
5.831e+005




F59:MRM of 2 channels,ES-  
662.9 > 319  
1.876e+004

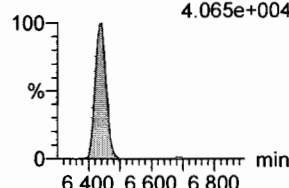


**PFTeDA**

F60:MRM of 2 channels,ES-  
712.9 > 668.8  
4.160e+005

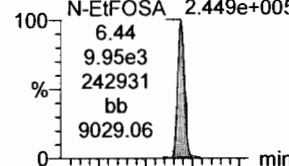


F60:MRM of 2 channels,ES-  
712.9 > 369  
4.065e+004

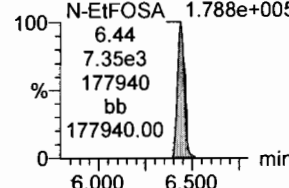


**N-EtFOSA**

F40:MRM of 2 channels,ES-  
526.1 > 168.9  
2.449e+005

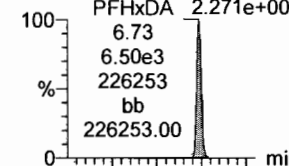


F40:MRM of 2 channels,ES-  
526.1 > 219  
1.788e+005

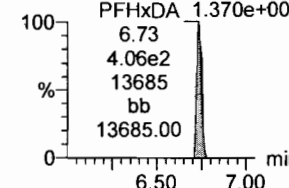


**PFHxDA**

F62:MRM of 2 channels,ES-  
813.1 > 768.6  
2.271e+005

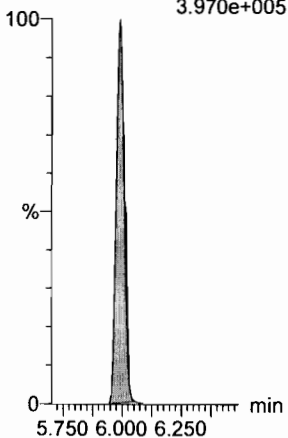


F62:MRM of 2 channels,ES-  
813.1 > 219  
1.370e+004



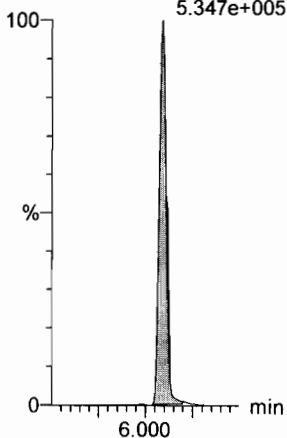
**13C2-PFDoA**

F54:MRM of 2 channels,ES-  
615.0 > 569.7  
3.970e+005



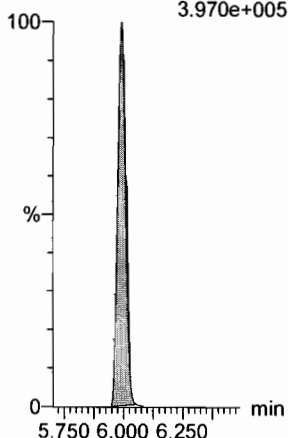
**d3-N-MeFOSA**

F38:MRM of 1 channel,ES-  
515.2 > 168.9  
5.347e+005



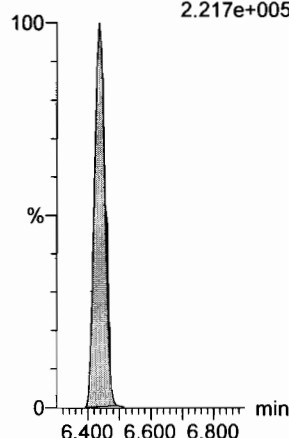
**13C2-PFDoA**

F54:MRM of 2 channels,ES-  
615.0 > 569.7  
3.970e+005



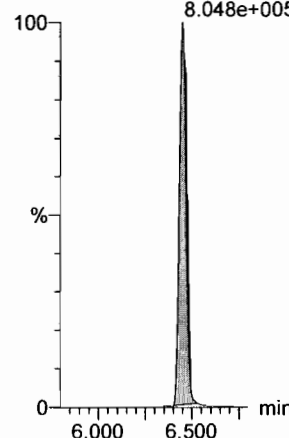
**13C2-PFTeDA**

F61:MRM of 2 channels,ES-  
714.8 > 669.6  
2.217e+005



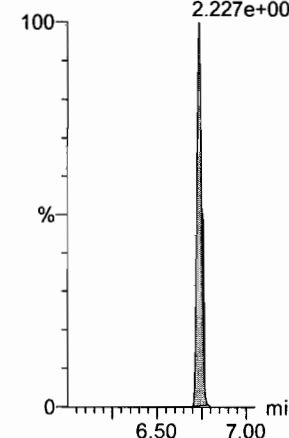
**d5-N-ETFOSA**

F43:MRM of 1 channel,ES-  
531.1 > 168.9  
8.048e+005



**13C2-PFHxDA**

F63:MRM of 1 channel,ES-  
815 > 769.7  
2.227e+005

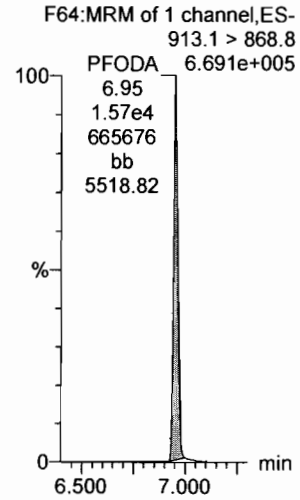


Dataset: F:\Projects\PFAS.PRO\Results\180315M1\180315M1-CRV.qld

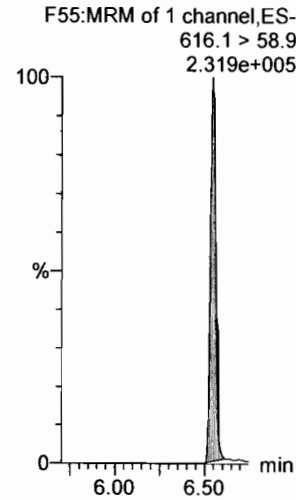
Last Altered: Friday, March 16, 2018 10:07:42 Pacific Daylight Time  
Printed: Friday, March 16, 2018 10:35:29 Pacific Daylight Time

Name: 180315M1\_7, Date: 15-Mar-2018, Time: 21:54:26, ID: ST180315M1-6 PFC CS3 18C1208, Description: PFC CS3 18C1208

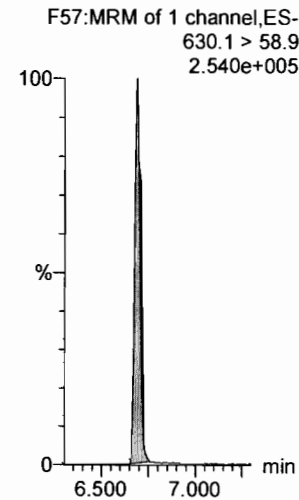
**PFODA**



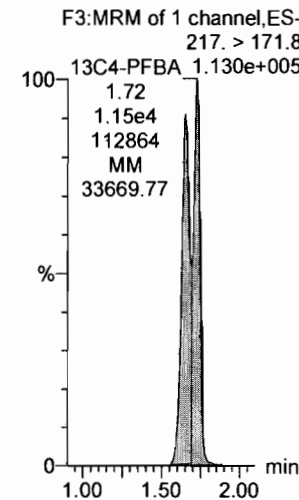
**N-MeFOSE**



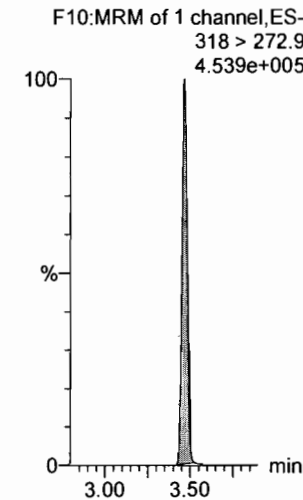
**N-EtFOSE**



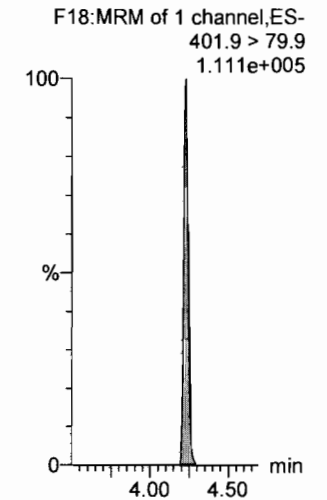
**13C4-PFBA**



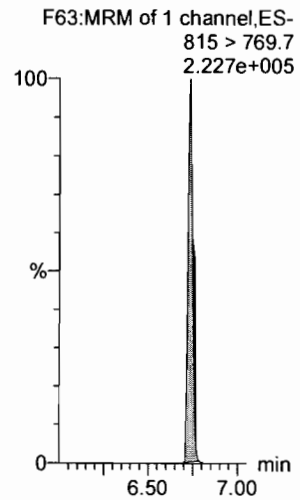
**13C5-PFHxA**



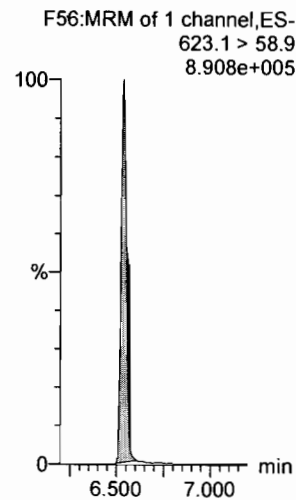
**13C3-PFHxS**



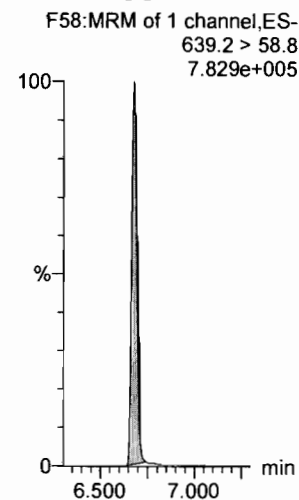
**13C2-PFHxDA**



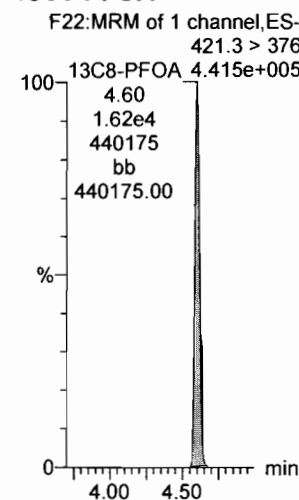
**d7-N-MeFOSE**



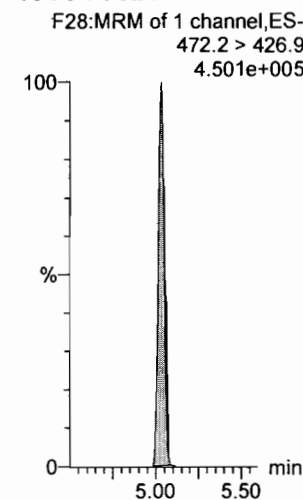
**d9-N-EtFOSE**



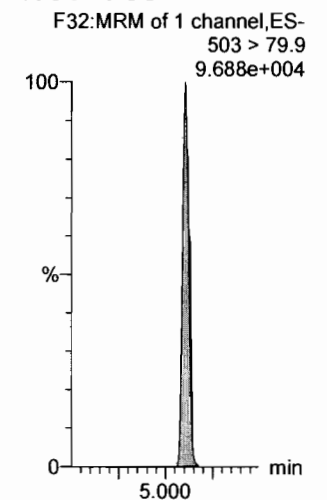
**13C8-PFOA**



**13C9-PFNA**



**13C4-PFOS**





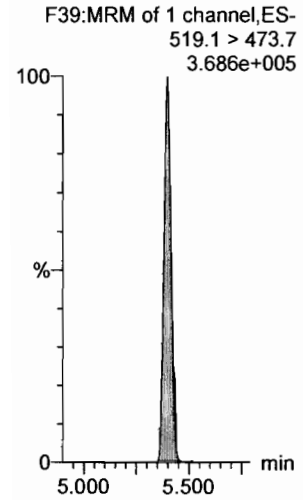
Dataset: F:\Projects\PFAS.PRO\Results\180315M1\180315M1-CRV.qld

Last Altered: Friday, March 16, 2018 10:07:42 Pacific Daylight Time

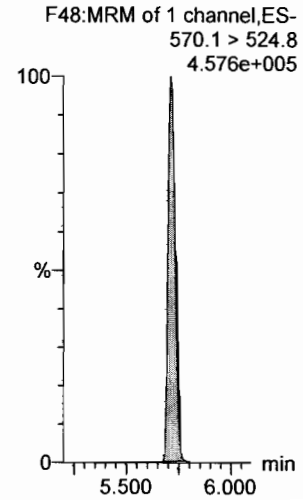
Printed: Friday, March 16, 2018 10:35:29 Pacific Daylight Time

Name: 180315M1\_7, Date: 15-Mar-2018, Time: 21:54:26, ID: ST180315M1-6 PFC CS3 18C1208, Description: PFC CS3 18C1208

13C6-PFDA



13C7-PFUdA



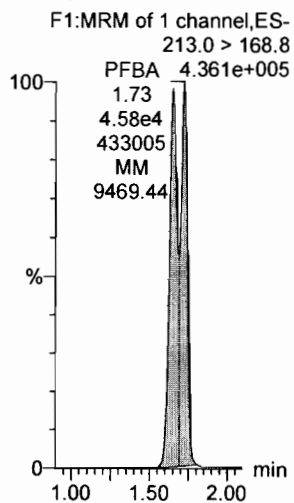
Dataset: F:\Projects\PFAS.PRO\Results\180315M1\180315M1-CRV.qld

Last Altered: Friday, March 16, 2018 10:07:42 Pacific Daylight Time

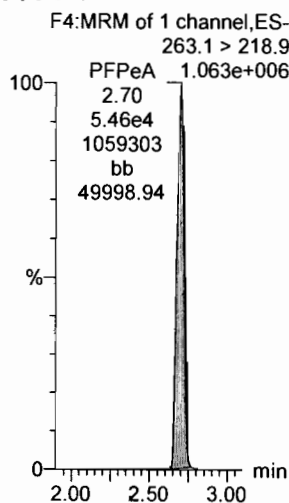
Printed: Friday, March 16, 2018 10:35:29 Pacific Daylight Time

Name: 180315M1\_8, Date: 15-Mar-2018, Time: 22:05:53, ID: ST180315M1-7 PFC CS4 18C1209, Description: PFC CS4 18C1209

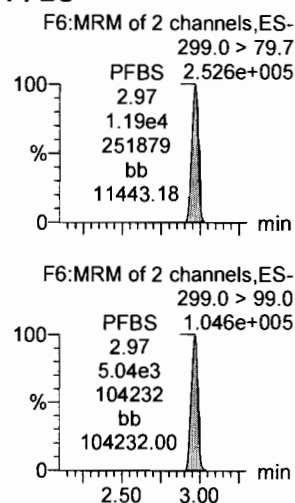
**PFBA**



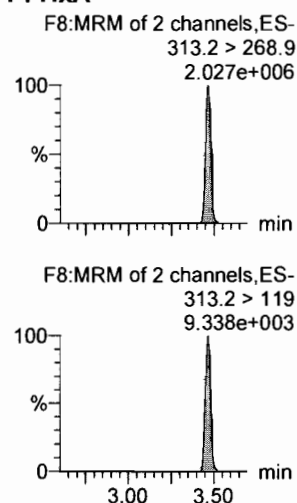
**PFPeA**



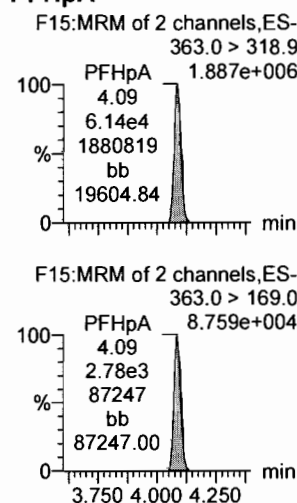
**PFBS**



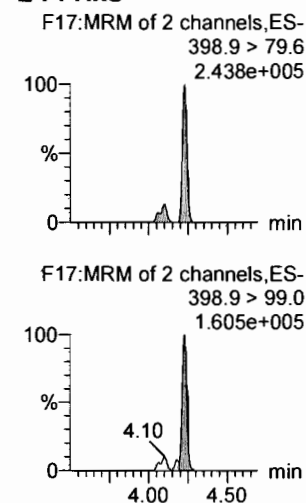
**PFHxA**



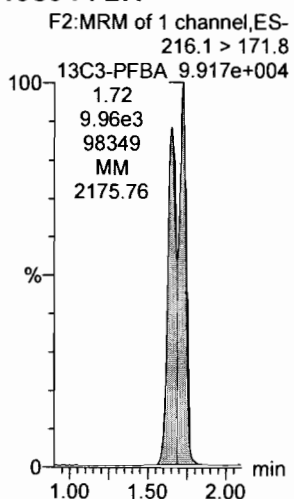
**PFHpA**



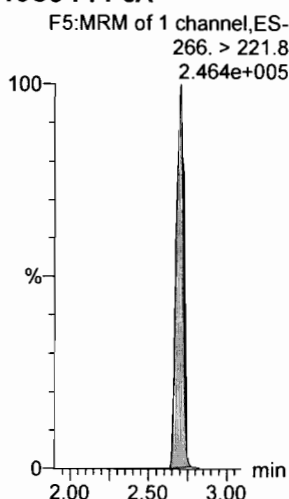
**L-PFHxS**



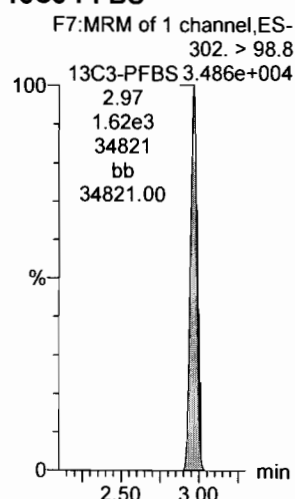
**13C3-PFBA**



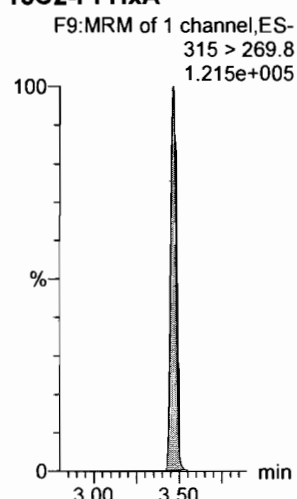
**13C3-PFPeA**



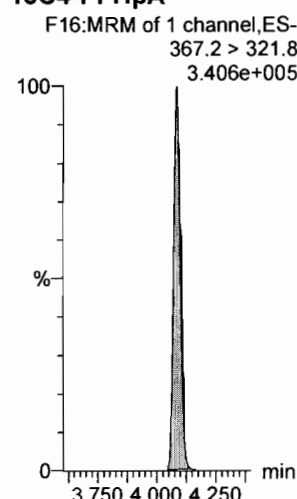
**13C3-PFBS**



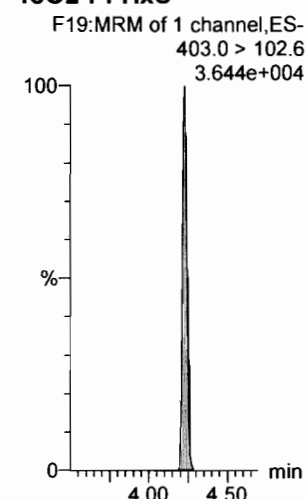
**13C2-PFHxA**



**13C4-PFHpA**



**18O2-PFHxS**



Dataset: F:\Projects\PFAS.PRO\Results\180315M1\180315M1-CRV.qld

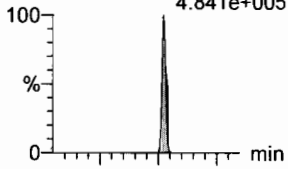
Last Altered: Friday, March 16, 2018 10:07:42 Pacific Daylight Time

Printed: Friday, March 16, 2018 10:35:29 Pacific Daylight Time

Name: 180315M1\_8, Date: 15-Mar-2018, Time: 22:05:53, ID: ST180315M1-7 PFC CS4 18C1209, Description: PFC CS4 18C1209

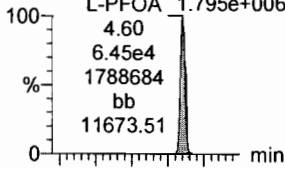
6:2 FTS

F23:MRM of 2 channels,ES-  
427.1 > 407  
4.841e+005



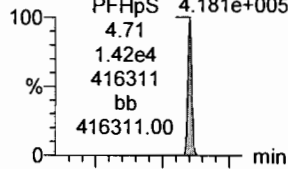
L-PFOA

F20:MRM of 2 channels,ES-  
413 > 368.7  
1.795e+006



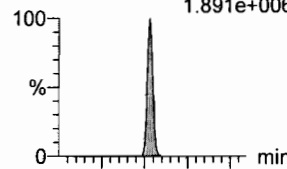
PFHpS

F25:MRM of 2 channels,ES-  
449 > 80.0  
4.181e+005



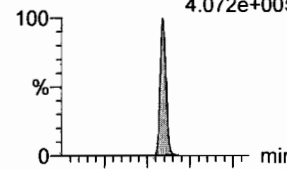
PFNA

F26:MRM of 2 channels,ES-  
463.0 > 418.8  
1.891e+006



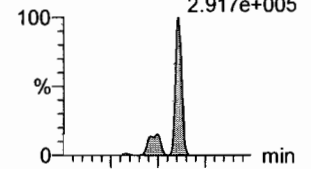
PFOSA

F29:MRM of 4 channels,ES-  
498.1 > 77.8  
4.072e+005

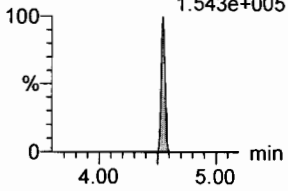


L-PFOS

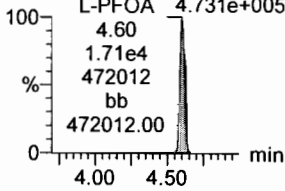
F31:MRM of 2 channels,ES-  
499 > 79.9  
2.917e+005



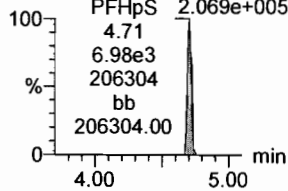
F23:MRM of 2 channels,ES-  
427.1 > 80  
1.543e+005



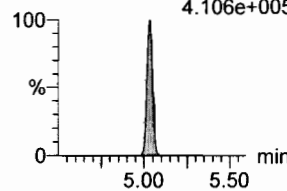
F20:MRM of 2 channels,ES-  
413 > 169  
4.731e+005



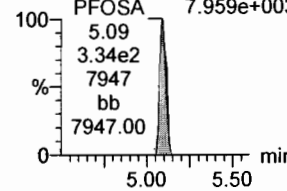
F25:MRM of 2 channels,ES-  
449 > 98.7  
2.069e+005



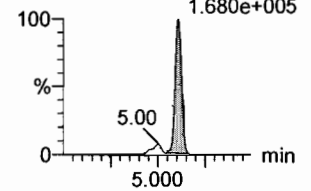
F26:MRM of 2 channels,ES-  
463.0 > 219.0  
4.106e+005



F29:MRM of 4 channels,ES-  
498.1 > 478  
7.959e+003

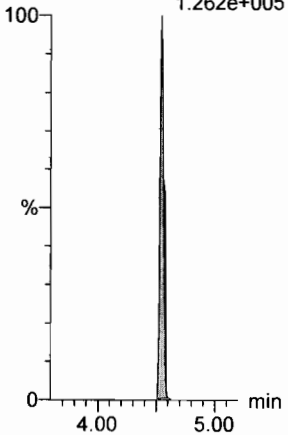


F31:MRM of 2 channels,ES-  
499 > 99  
1.680e+005



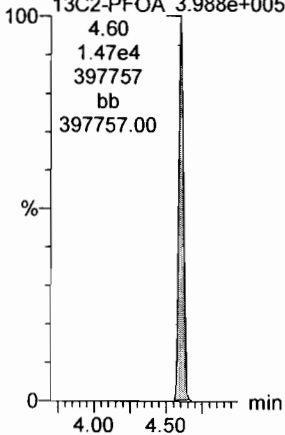
13C2-6:2 FTS

F24:MRM of 1 channel,ES-  
429.1 > 408.9  
1.262e+005



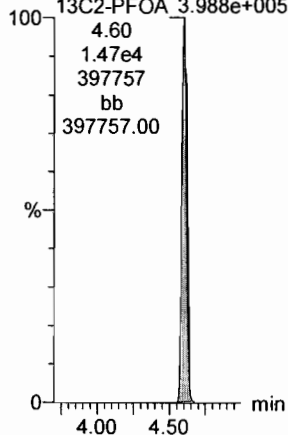
13C2-PFOA

F21:MRM of 1 channel,ES-  
414.9 > 369.7  
3.988e+005



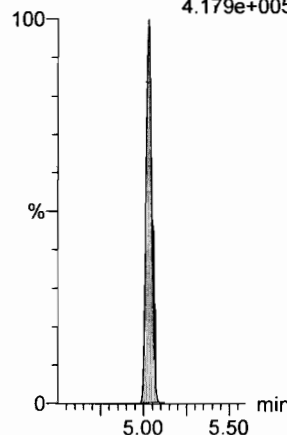
13C2-PFOA

F21:MRM of 1 channel,ES-  
414.9 > 369.7  
3.988e+005



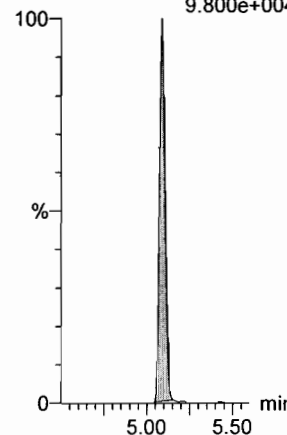
13C5-PFNA

F27:MRM of 1 channel,ES-  
468.2 > 422.9  
4.179e+005



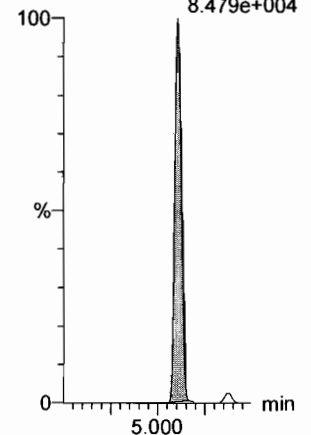
13C8-PFOA

F33:MRM of 1 channel,ES-  
506.1 > 77.7  
9.800e+004



13C8-PFOS

F34:MRM of 1 channel,ES-  
507.0 > 79.9  
8.479e+004



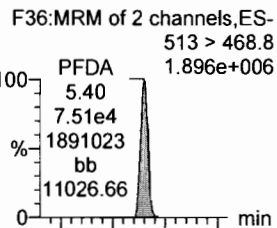
Dataset: F:\Projects\PFAS.PRO\Results\180315M1\180315M1-CRV.qld

Last Altered: Friday, March 16, 2018 10:07:42 Pacific Daylight Time

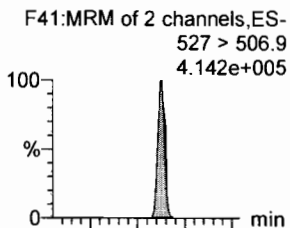
Printed: Friday, March 16, 2018 10:35:29 Pacific Daylight Time

Name: 180315M1\_8, Date: 15-Mar-2018, Time: 22:05:53, ID: ST180315M1-7 PFC CS4 18C1209, Description: PFC CS4 18C1209

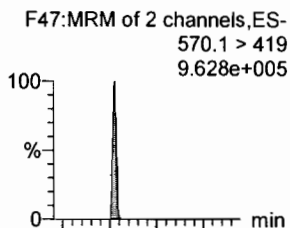
**PFDA**



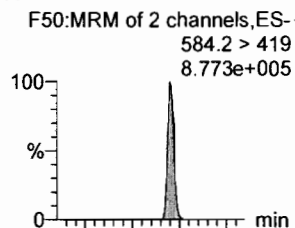
**8:2 FTS**



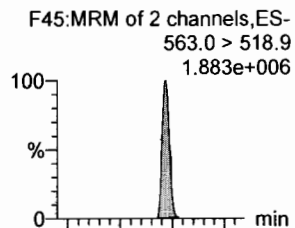
**N-MeFOSAA**



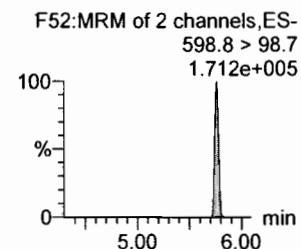
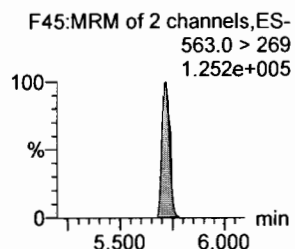
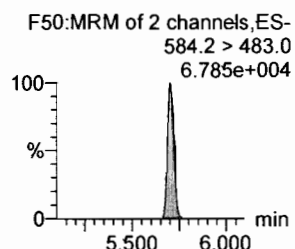
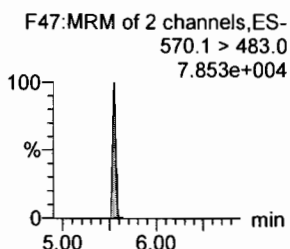
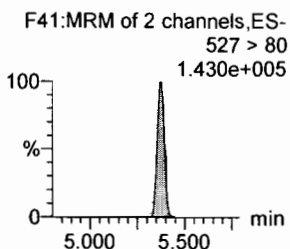
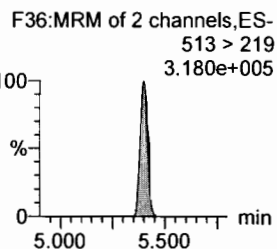
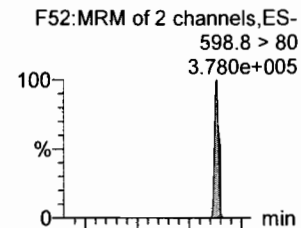
**N-EtFOSAA**



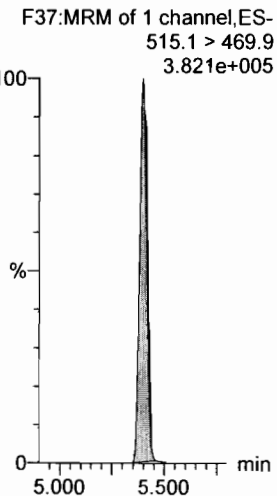
**PFUdA**



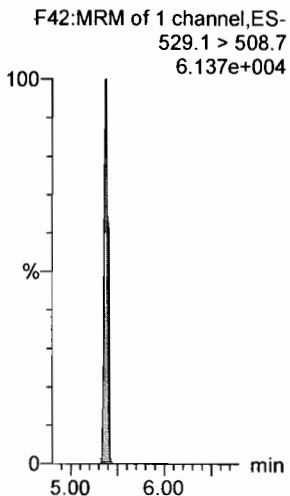
**PFDS**



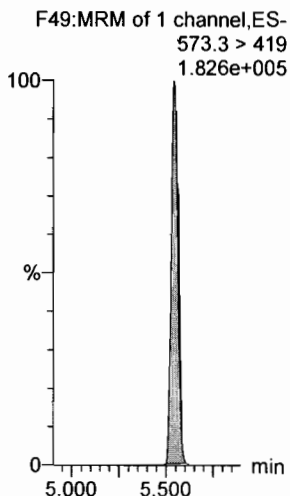
**13C2-PFDA**



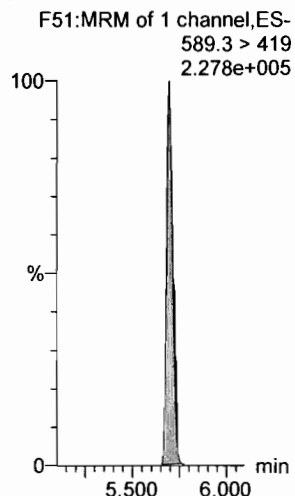
**13C2-8:2 FTS**



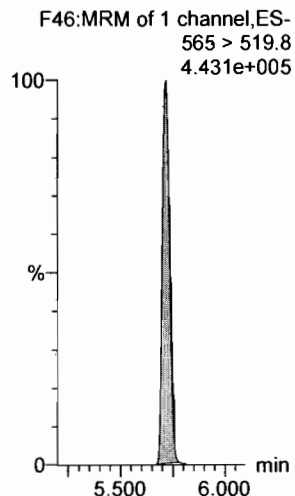
**d3-N-MeFOSAA**



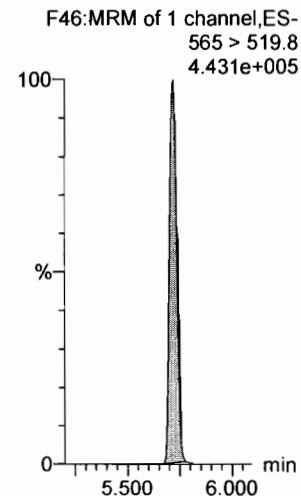
**d5-N-EtFOSAA**



**13C2-PFUdA**



**13C2-PFUdA**

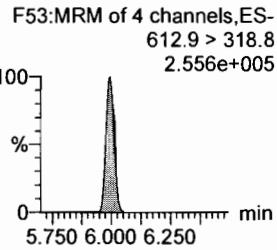
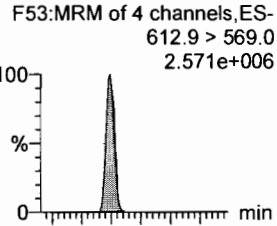


Dataset: F:\Projects\PFAS.PRO\Results\180315M1\180315M1-CRV.qld

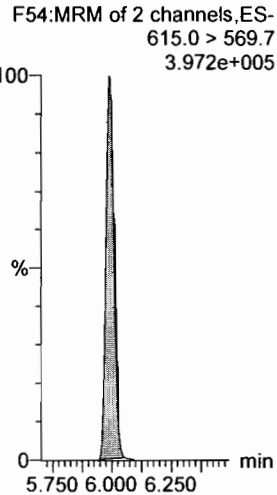
Last Altered: Friday, March 16, 2018 10:07:42 Pacific Daylight Time  
Printed: Friday, March 16, 2018 10:35:29 Pacific Daylight Time

Name: 180315M1\_8, Date: 15-Mar-2018, Time: 22:05:53, ID: ST180315M1-7 PFC CS4 18C1209, Description: PFC CS4 18C1209

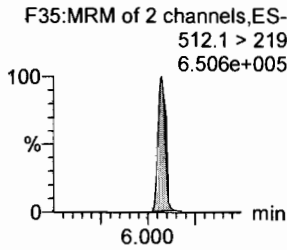
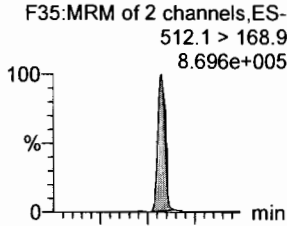
**PFDoA**



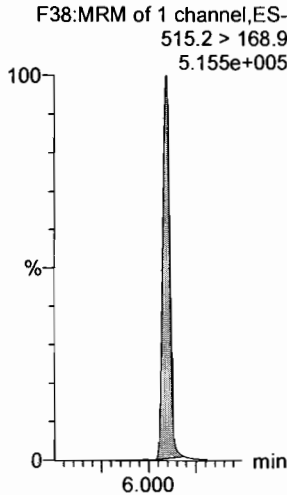
**13C2-PFDoA**



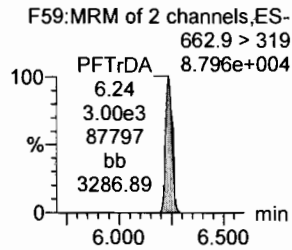
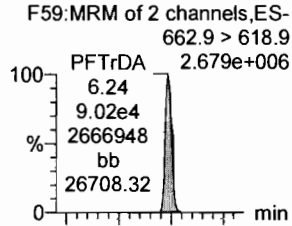
**N-MeFOSA**



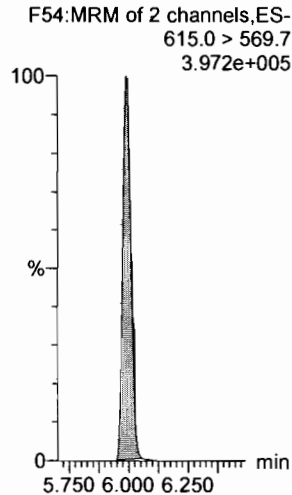
**d3-N-MeFOSA**



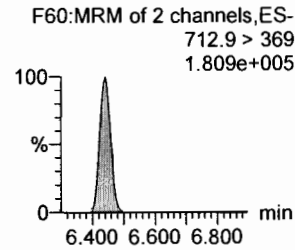
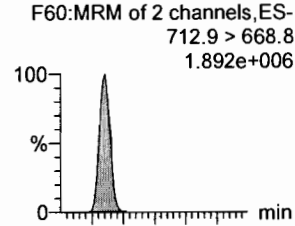
**PFTrDA**



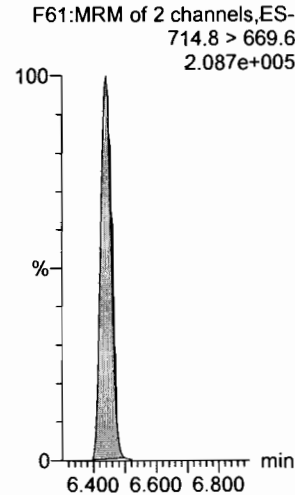
**13C2-PFDoA**



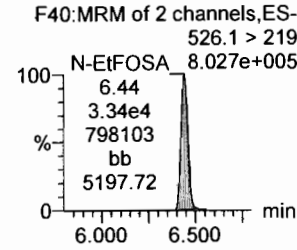
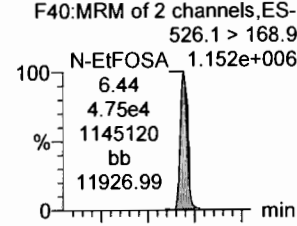
**PFTeDA**



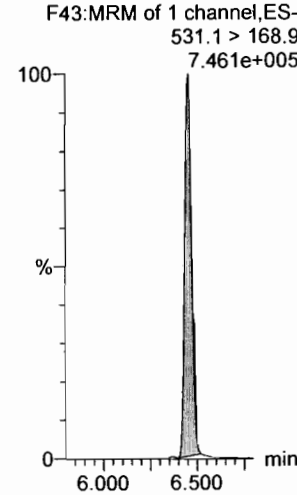
**13C2-PFTeDA**



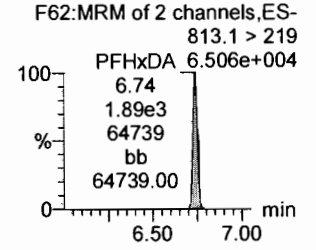
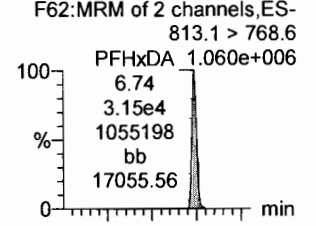
**N-EtFOSA**



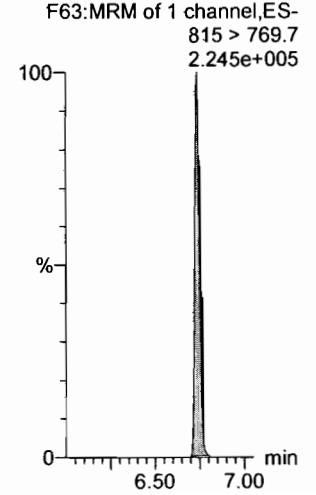
**d5-N-ETFOSA**



**PFHxDA**



**13C2-PFHxDA**



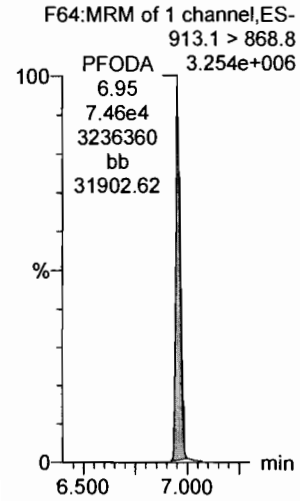
Dataset: F:\Projects\PFAS.PRO\Results\180315M1\180315M1-CRV.qld

Last Altered: Friday, March 16, 2018 10:07:42 Pacific Daylight Time

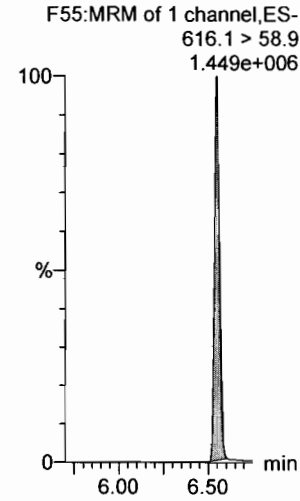
Printed: Friday, March 16, 2018 10:35:29 Pacific Daylight Time

Name: 180315M1\_8, Date: 15-Mar-2018, Time: 22:05:53, ID: ST180315M1-7 PFC CS4 18C1209, Description: PFC CS4 18C1209

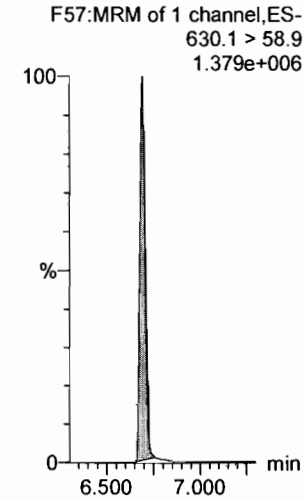
**PFODA**



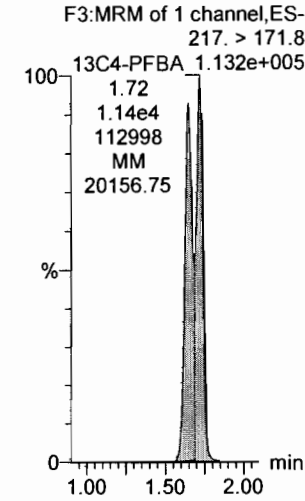
**N-MeFOSE**



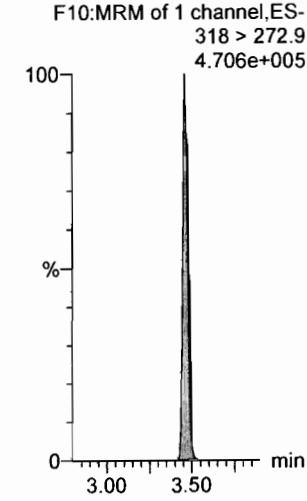
**N-EtFOSE**



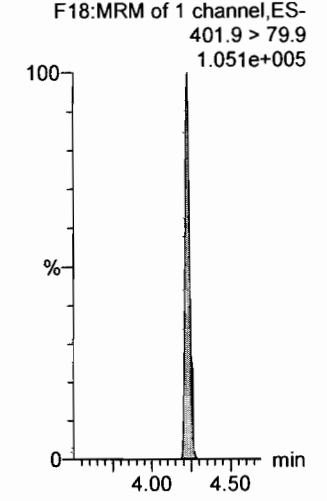
**13C4-PFBA**



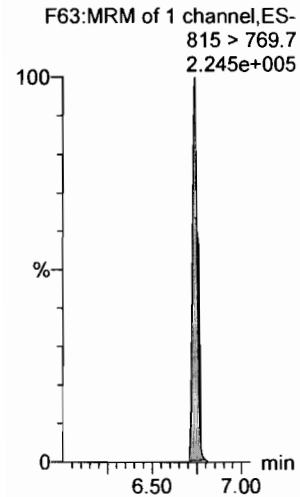
**13C5-PFHxA**



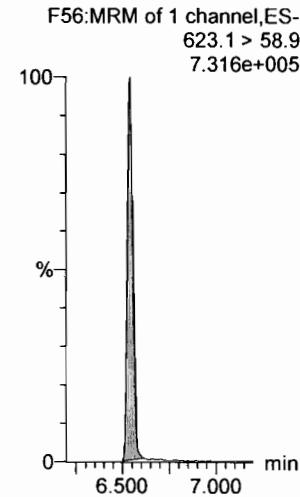
**13C3-PFHxS**



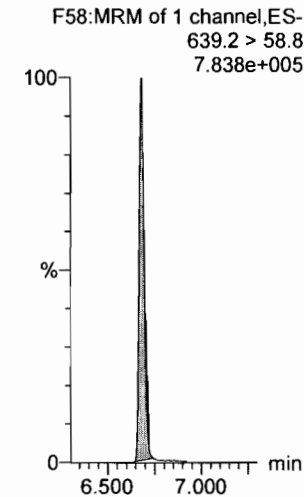
**13C2-PFHxDA**



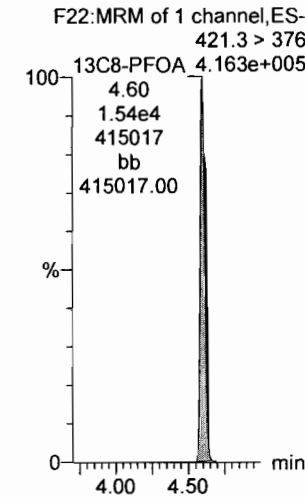
**d7-N-MeFOSE**



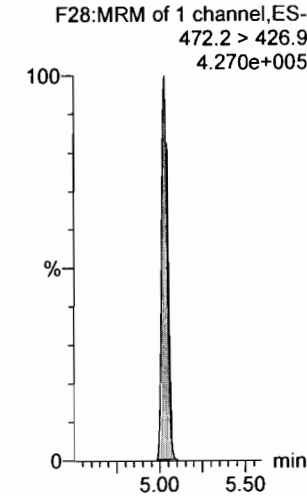
**d9-N-EtFOSE**



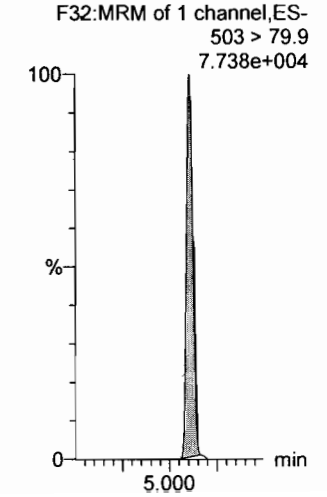
**13C8-PFOA**



**13C9-PFNA**



**13C4-PFOS**



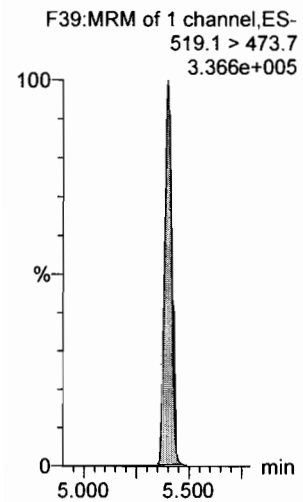
Dataset: F:\Projects\PFAS.PRO\Results\180315M1\180315M1-CRV.qld

Last Altered: Friday, March 16, 2018 10:07:42 Pacific Daylight Time

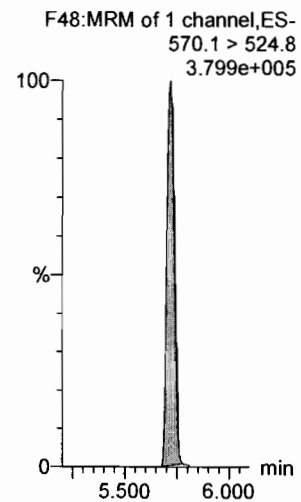
Printed: Friday, March 16, 2018 10:35:29 Pacific Daylight Time

Name: 180315M1\_8, Date: 15-Mar-2018, Time: 22:05:53, ID: ST180315M1-7 PFC CS4 18C1209, Description: PFC CS4 18C1209

13C6-PFDA



13C7-PFUdA

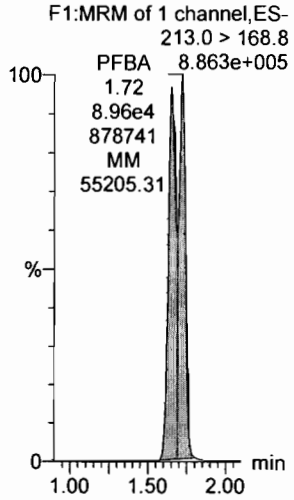


Dataset: F:\Projects\PFAS.PRO\Results\180315M1\180315M1-CRV.qld

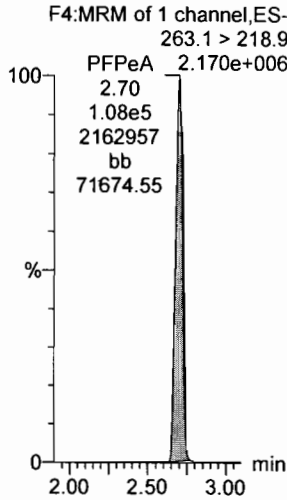
Last Altered: Friday, March 16, 2018 10:07:42 Pacific Daylight Time  
Printed: Friday, March 16, 2018 10:35:29 Pacific Daylight Time

Name: 180315M1\_9, Date: 15-Mar-2018, Time: 22:17:19, ID: ST180315M1-8 PFC CS5 18C1210, Description: PFC CS5 18C1210

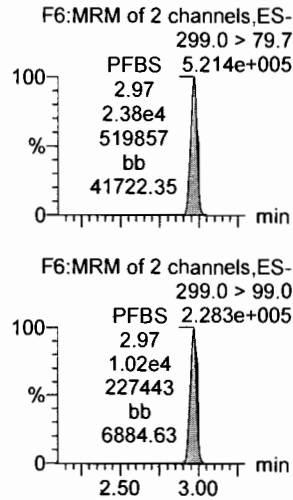
**PFBA**



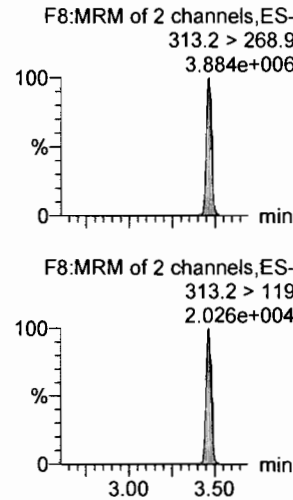
**PFPeA**



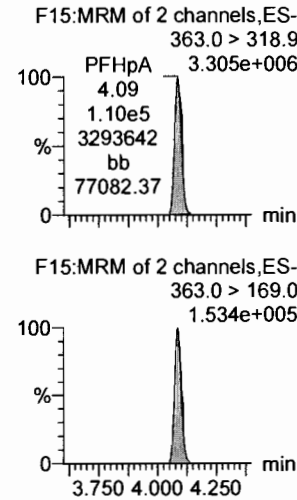
**PFBS**



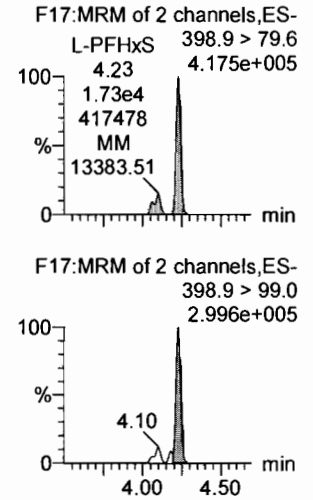
**PFHxA**



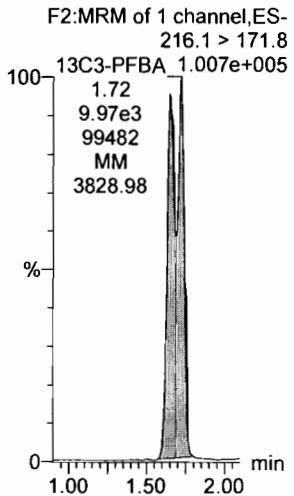
**PFHpA**



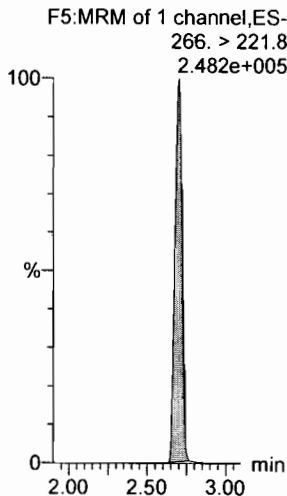
**L-PFHxS**



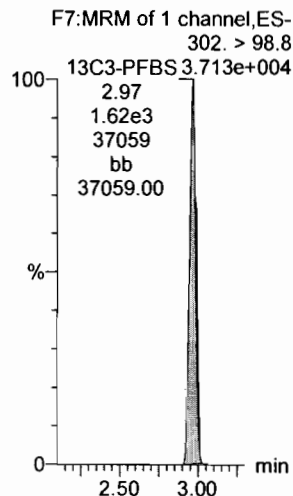
**13C3-PFBA**



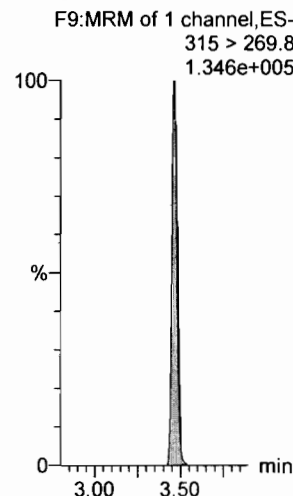
**13C3-PFPeA**



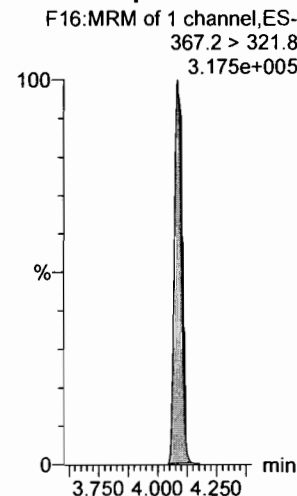
**13C3-PFBS**



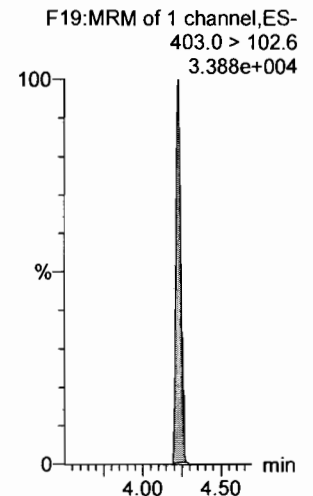
**13C2-PFHxA**



**13C4-PFHpA**



**18O2-PFHxS**





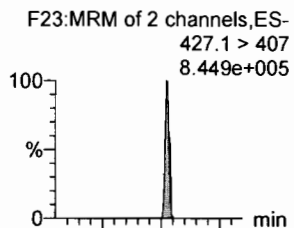
Dataset: F:\Projects\PFAS.PRO\Results\180315M1\180315M1-CRV.qld

Last Altered: Friday, March 16, 2018 10:07:42 Pacific Daylight Time

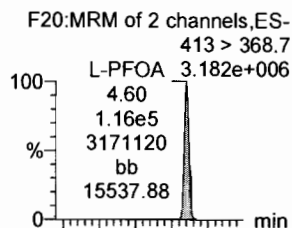
Printed: Friday, March 16, 2018 10:35:29 Pacific Daylight Time

Name: 180315M1\_9, Date: 15-Mar-2018, Time: 22:17:19, ID: ST180315M1-8 PFC CS5 18C1210, Description: PFC CS5 18C1210

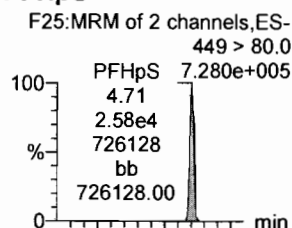
**6:2 FTS**



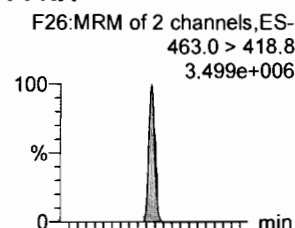
**L-PFOA**



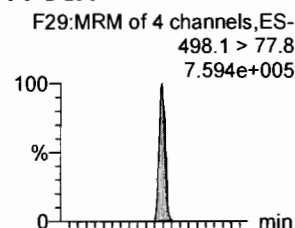
**PFHpS**



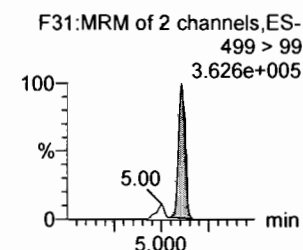
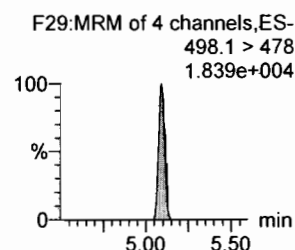
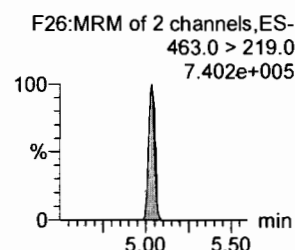
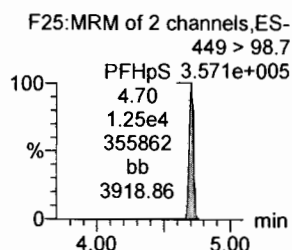
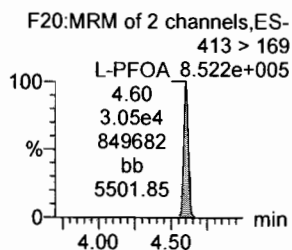
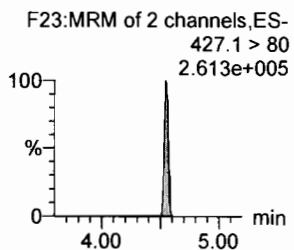
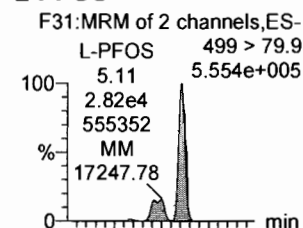
**PFNA**



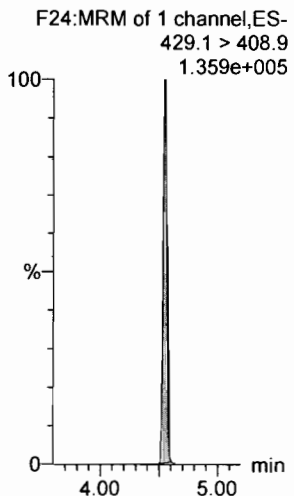
**PFOSA**




**L-PFOS**



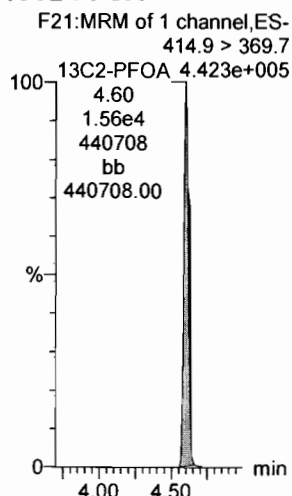
**13C2-6:2 FTS**



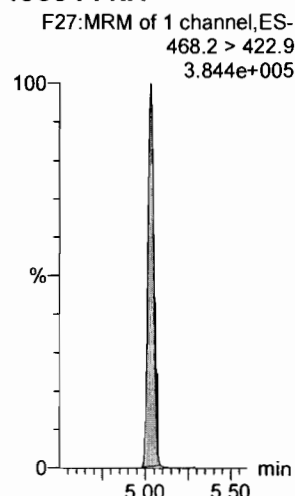
**13C2-PFOA**



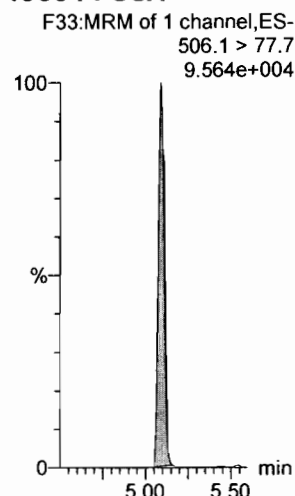
**13C2-PFOA**



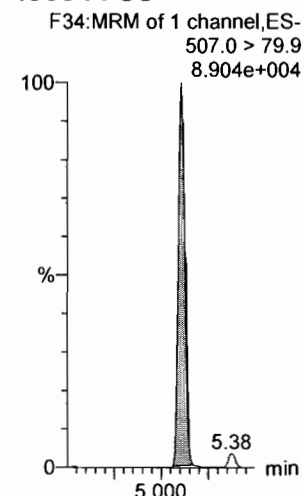
**13C5-PFNA**



**13C8-PFOSA**



**13C8-PFOS**



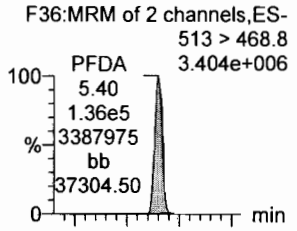
Dataset: F:\Projects\PFAS.PRO\Results\180315M1\180315M1-CRV.qld

Last Altered: Friday, March 16, 2018 10:07:42 Pacific Daylight Time

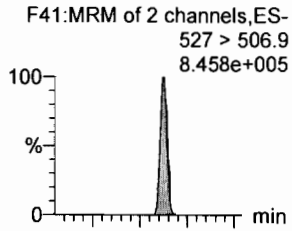
Printed: Friday, March 16, 2018 10:35:29 Pacific Daylight Time

Name: 180315M1\_9, Date: 15-Mar-2018, Time: 22:17:19, ID: ST180315M1-8 PFC CS5 18C1210, Description: PFC CS5 18C1210

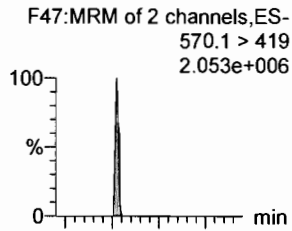
**PFDA**



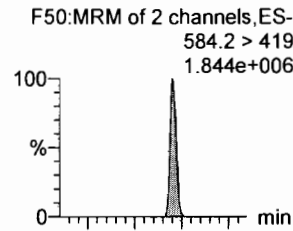
**8:2 FTS**



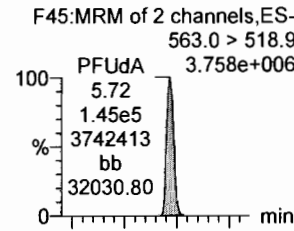
**N-MeFOSAA**



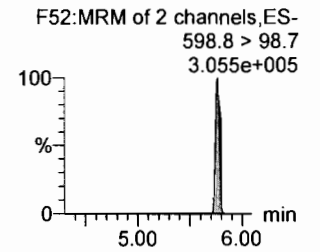
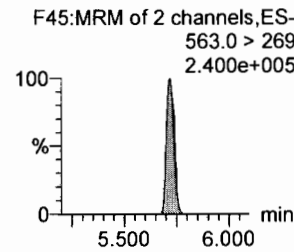
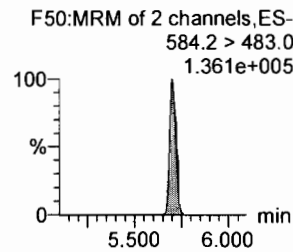
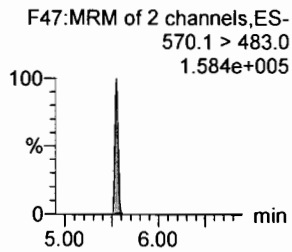
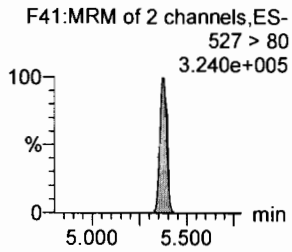
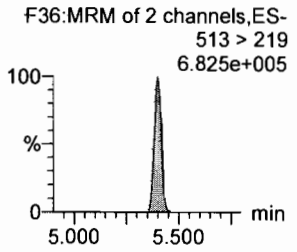
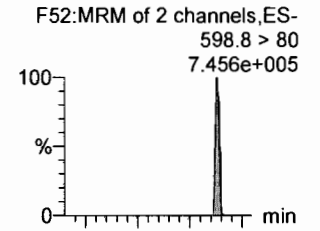
**N-EtFOSAA**



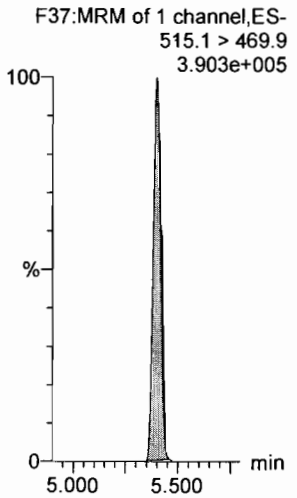
**PFUdA**



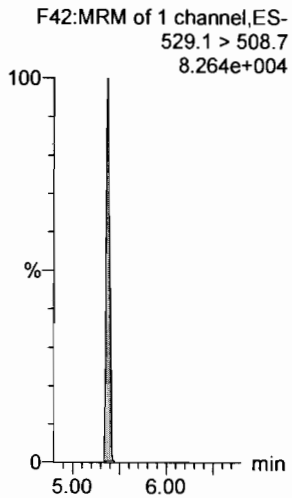
**PFDS**



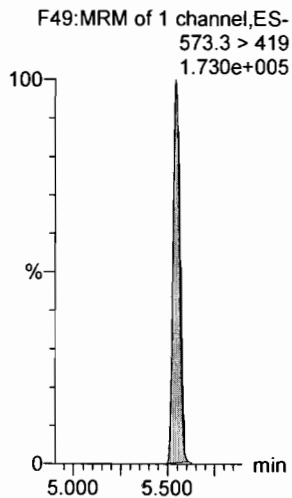
**13C2-PFDA**



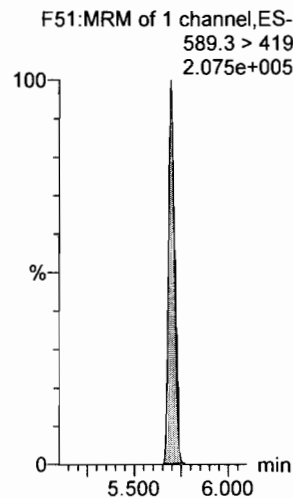
**13C2-8:2 FTS**



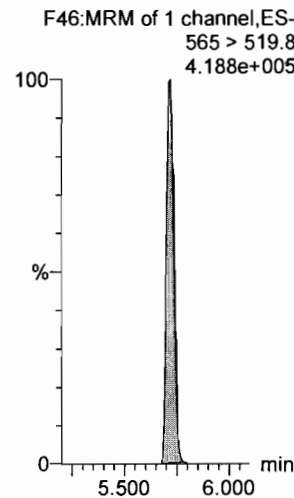
**d3-N-MeFOSAA**



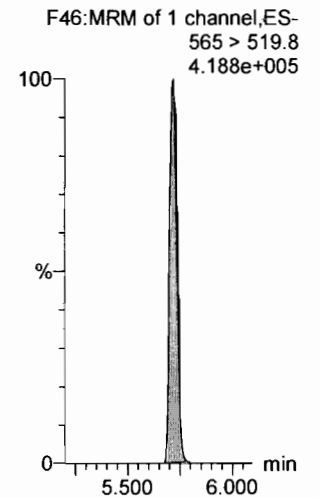
**d5-N-EtFOSAA**



**13C2-PFUdA**



**13C2-PFUdA**



Dataset: F:\Projects\PFAS.PRO\Results\180315M1\180315M1-CRV.qld

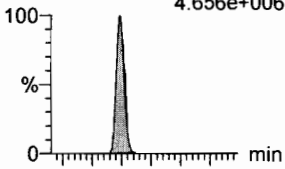
Last Altered: Friday, March 16, 2018 10:07:42 Pacific Daylight Time

Printed: Friday, March 16, 2018 10:35:29 Pacific Daylight Time

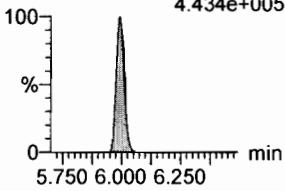
Name: 180315M1\_9, Date: 15-Mar-2018, Time: 22:17:19, ID: ST180315M1-8 PFC CS5 18C1210, Description: PFC CS5 18C1210

**PFDoA**

F53:MRM of 4 channels,ES-  
612.9 > 569.0  
4.656e+006

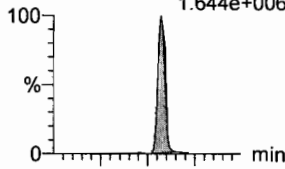


F53:MRM of 4 channels,ES-  
612.9 > 318.8  
4.434e+005

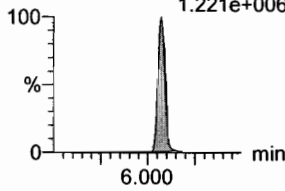


**N-MeFOSA**

F35:MRM of 2 channels,ES-  
512.1 > 168.9  
1.644e+006

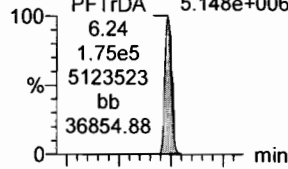


F35:MRM of 2 channels,ES-  
512.1 > 219  
1.221e+006

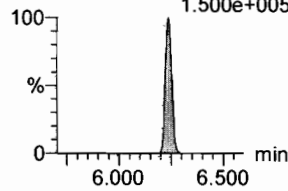


**PFTTrDA**

F59:MRM of 2 channels,ES-  
662.9 > 618.9  
5.148e+006

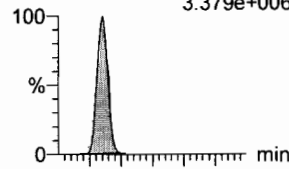


F59:MRM of 2 channels,ES-  
662.9 > 319  
1.500e+005

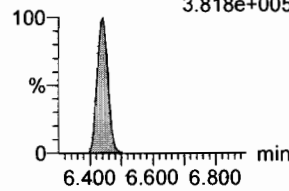


**PFTeDA**

F60:MRM of 2 channels,ES-  
712.9 > 668.8  
3.379e+006

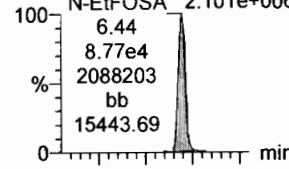


F60:MRM of 2 channels,ES-  
712.9 > 369  
3.818e+005

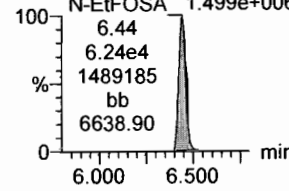


**N-EtFOSA**

F40:MRM of 2 channels,ES-  
526.1 > 168.9  
2.101e+006

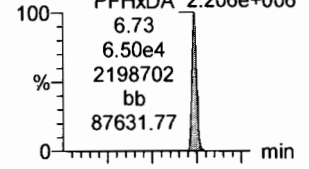


F40:MRM of 2 channels,ES-  
526.1 > 219  
1.499e+006

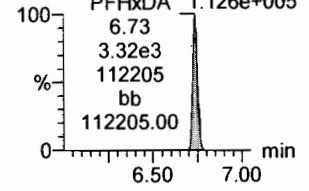


**PFHxDA**

F62:MRM of 2 channels,ES-  
813.1 > 768.6  
2.206e+006

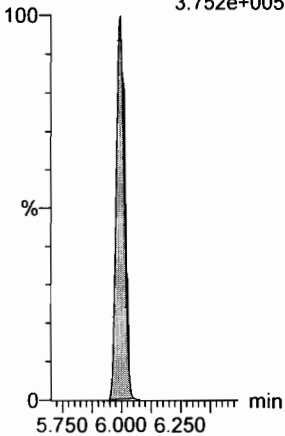


F62:MRM of 2 channels,ES-  
813.1 > 219  
1.126e+005



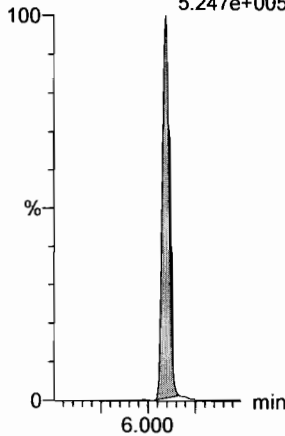
**13C2-PFDoA**

F54:MRM of 2 channels,ES-  
615.0 > 569.7  
3.752e+005



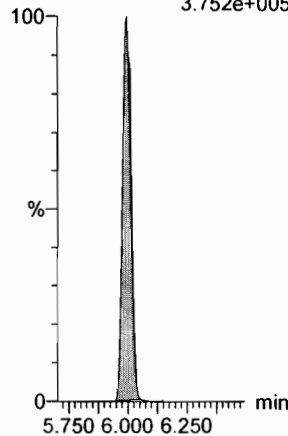
**d3-N-MeFOSA**

F38:MRM of 1 channel,ES-  
515.2 > 168.9  
5.247e+005



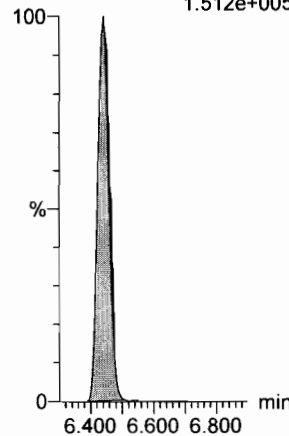
**13C2-PFDoA**

F54:MRM of 2 channels,ES-  
615.0 > 569.7  
3.752e+005



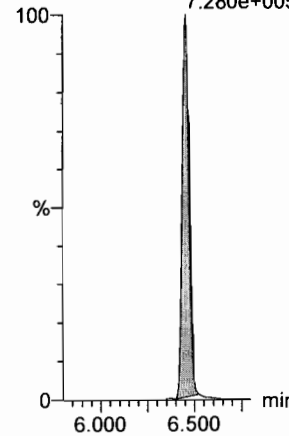
**13C2-PFTeDA**

F61:MRM of 2 channels,ES-  
714.8 > 669.6  
1.512e+005



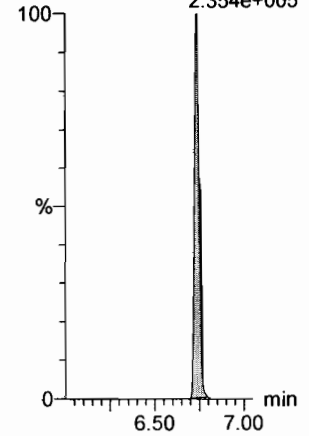
**d5-N-ETFOSA**

F43:MRM of 1 channel,ES-  
531.1 > 168.9  
7.280e+005



**13C2-PFHxDA**

F63:MRM of 1 channel,ES-  
815 > 769.7  
2.354e+005



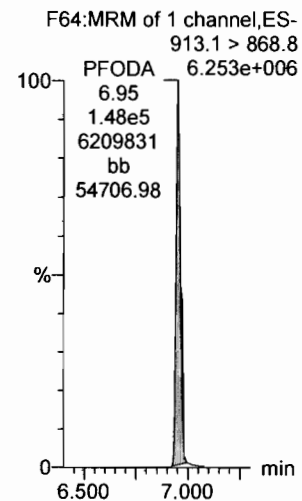
Dataset: F:\Projects\PFAS.PRO\Results\180315M1\180315M1-CRV.qld

Last Altered: Friday, March 16, 2018 10:07:42 Pacific Daylight Time

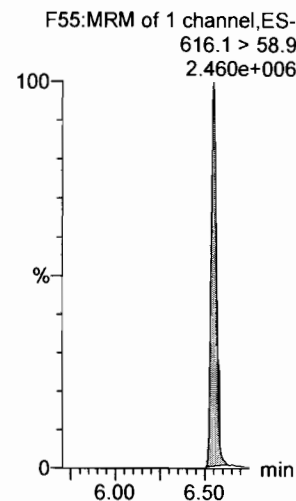
Printed: Friday, March 16, 2018 10:35:29 Pacific Daylight Time

Name: 180315M1\_9, Date: 15-Mar-2018, Time: 22:17:19, ID: ST180315M1-8 PFC CS5 18C1210, Description: PFC CS5 18C1210

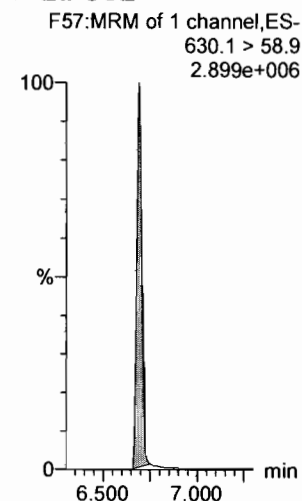
**PFODA**



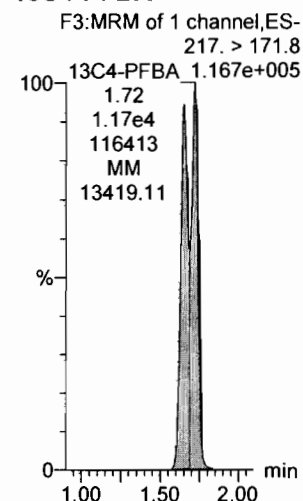
**N-MeFOSE**



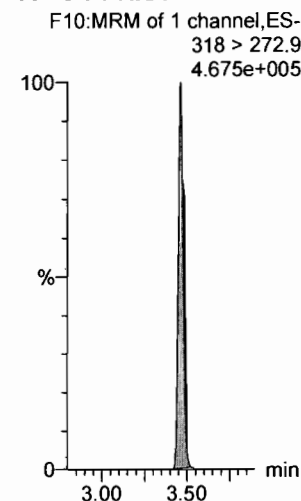
**N-EtFOSE**



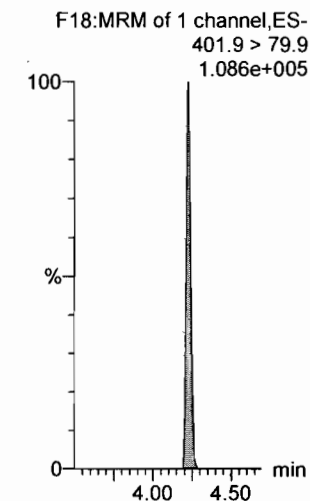
**13C4-PFBA**



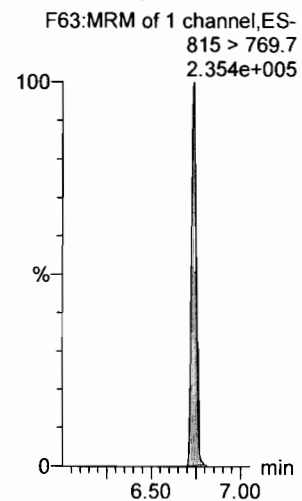
**13C5-PFHxA**



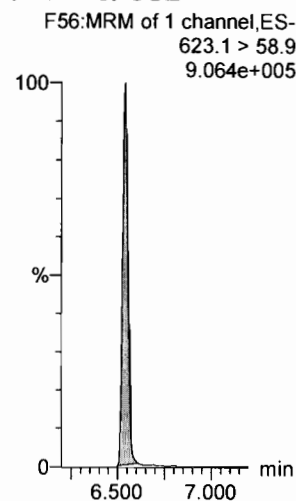
**13C3-PFHxS**



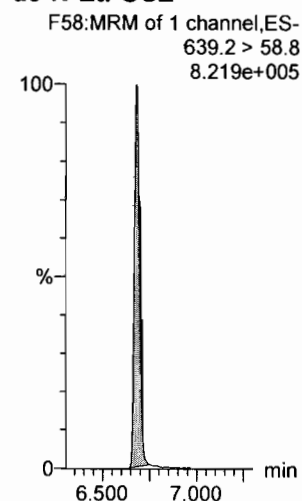
**13C2-PFHxDA**



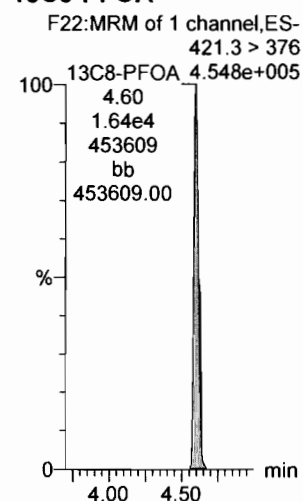
**d7-N-MeFOSE**



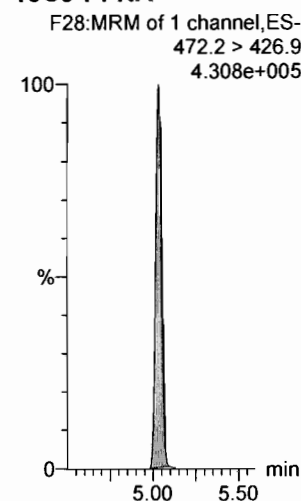
**d9-N-EtFOSE**



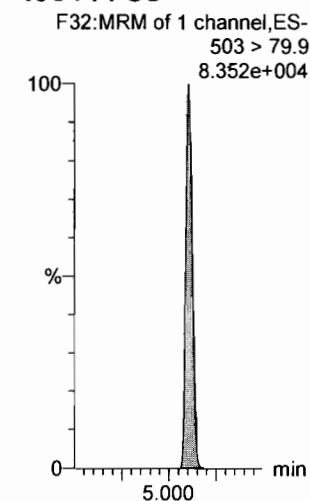
**13C8-PFOA**



**13C9-PFNA**



**13C4-PFOS**



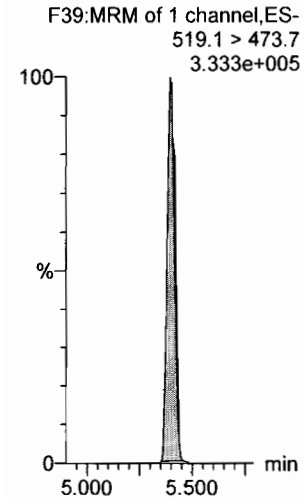
Dataset: F:\Projects\PFAS.PRO\Results\180315M1\180315M1-CRV.qld

Last Altered: Friday, March 16, 2018 10:07:42 Pacific Daylight Time

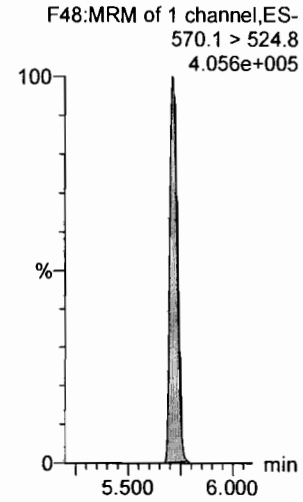
Printed: Friday, March 16, 2018 10:35:29 Pacific Daylight Time

Name: 180315M1\_9, Date: 15-Mar-2018, Time: 22:17:19, ID: ST180315M1-8 PFC CS5 18C1210, Description: PFC CS5 18C1210

13C6-PFDA



13C7-PFUdA



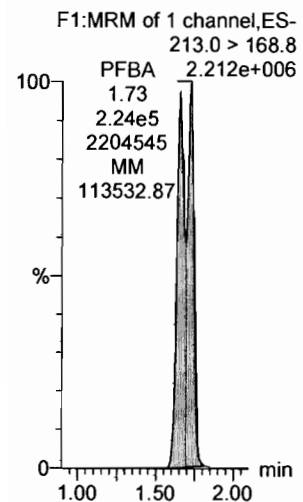
Dataset: F:\Projects\PFAS.PRO\Results\180315M1\180315M1-CRV.qld

Last Altered: Friday, March 16, 2018 10:07:42 Pacific Daylight Time

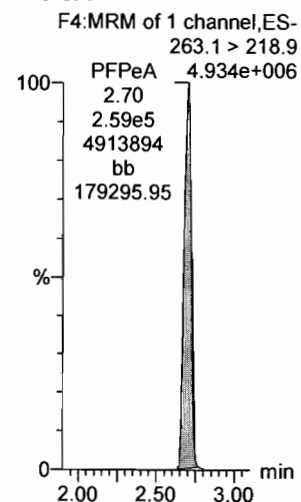
Printed: Friday, March 16, 2018 10:35:29 Pacific Daylight Time

Name: 180315M1\_10, Date: 15-Mar-2018, Time: 22:28:49, ID: ST180315M1-9 PFC CS6 18C1211, Description: PFC CS6 18C1211

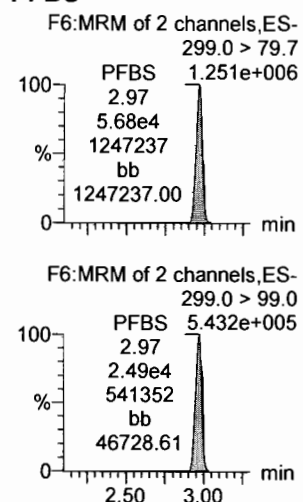
**PFBA**



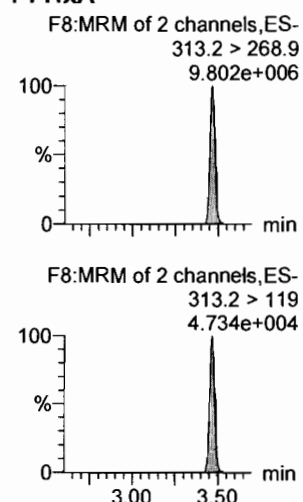
**PFPeA**



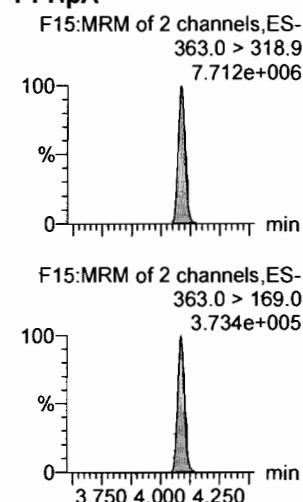
**PFBS**



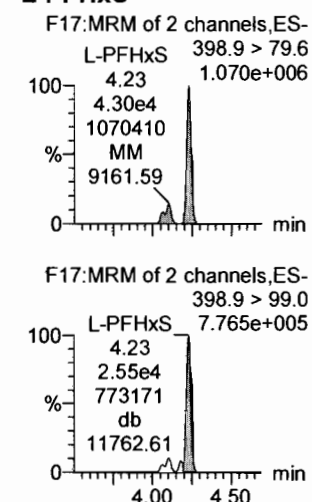
**PFHxA**



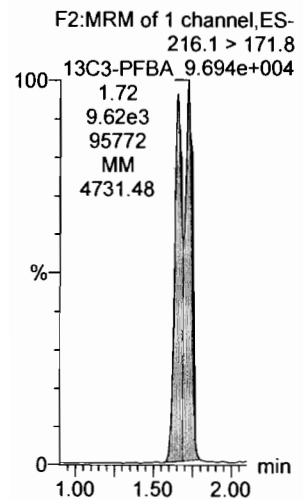
**PFHpA**



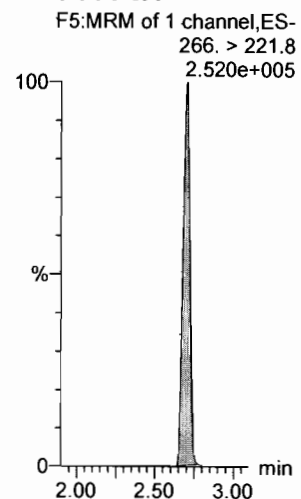
**L-PFHxS**



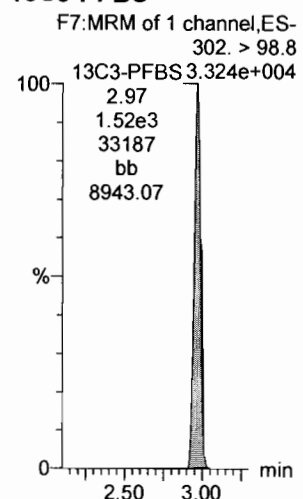
**13C3-PFBA**



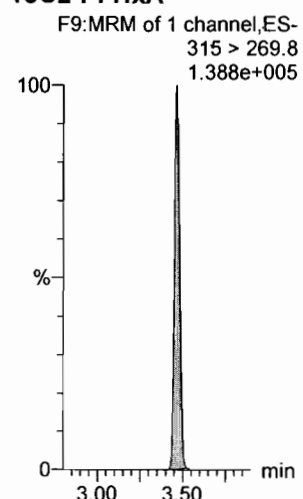
**13C3-PFPeA**



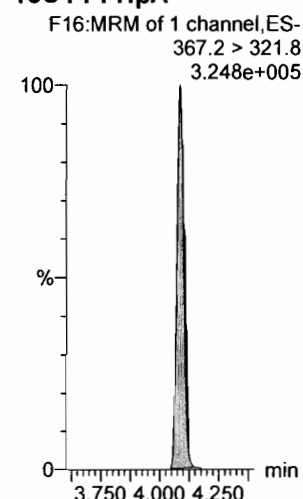
**13C3-PFBS**



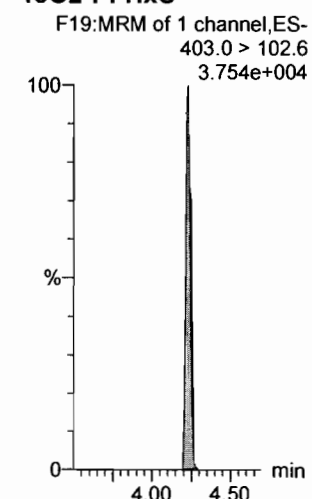
**13C2-PFHxA**



**13C4-PFHpA**



**18O2-PFHxS**



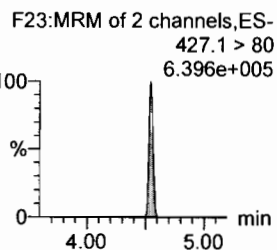
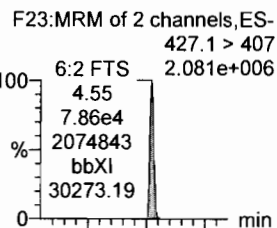
Dataset: F:\Projects\PFAS.PRO\Results\180315M1\180315M1-CRV.qld

Last Altered: Friday, March 16, 2018 10:07:42 Pacific Daylight Time

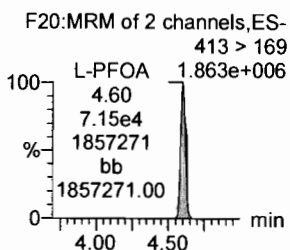
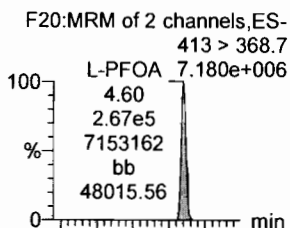
Printed: Friday, March 16, 2018 10:35:29 Pacific Daylight Time

Name: 180315M1\_10, Date: 15-Mar-2018, Time: 22:28:49, ID: ST180315M1-9 PFC CS6 18C1211, Description: PFC CS6 18C1211

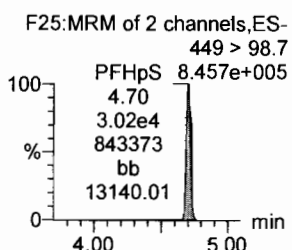
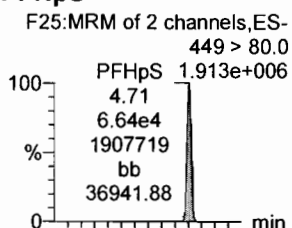
**6:2 FTS**



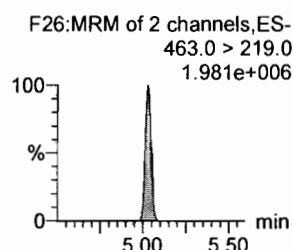
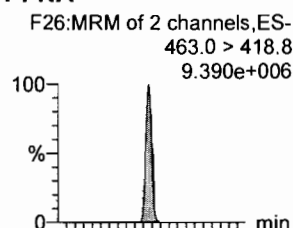
**L-PFOA**



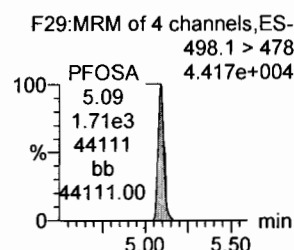
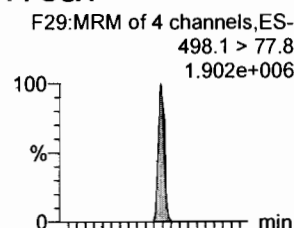
**PFHpS**



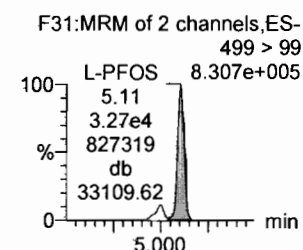
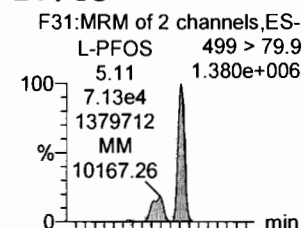
**PFNA**



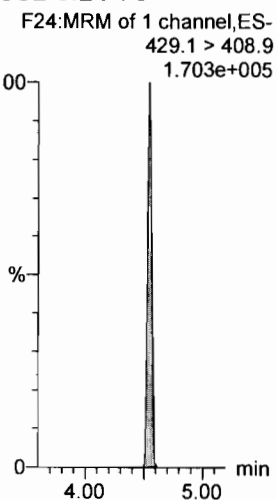
**PFOSA**



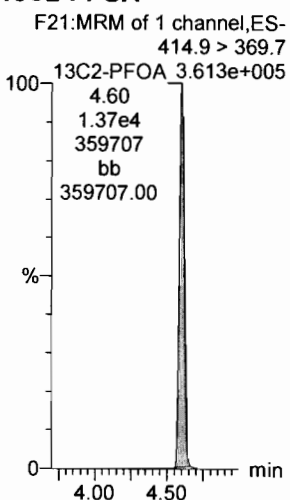
**L-PFOS**



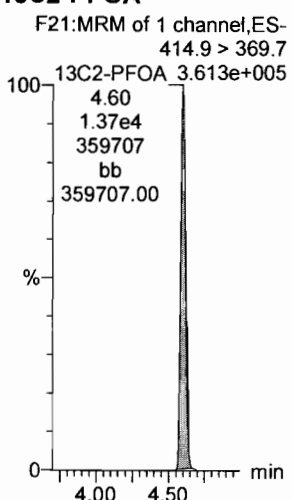
**13C2-6:2 FTS**



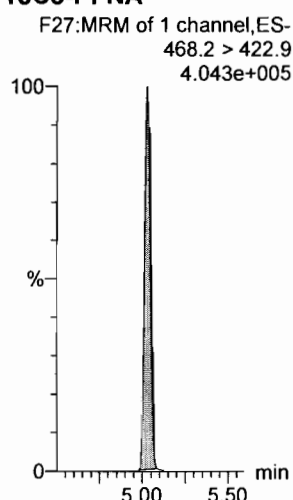
**13C2-PFOA**



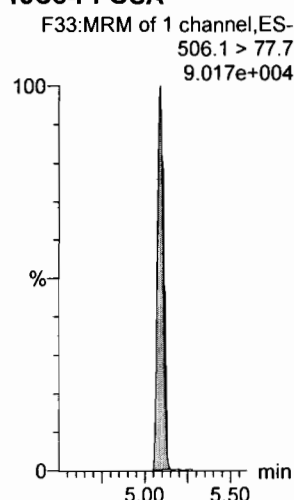
**13C2-PFOA**



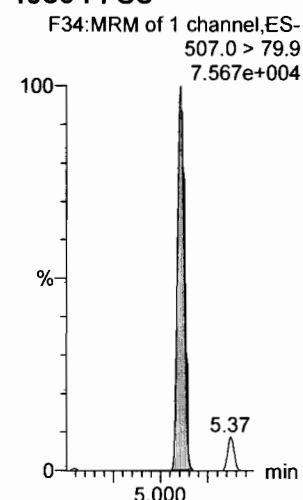
**13C5-PFNA**



**13C8-PFOSA**



**13C8-PFOS**



Dataset: F:\Projects\PFAS.PRO\Results\180315M1\180315M1-CRV.qld

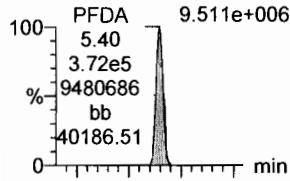
Last Altered: Friday, March 16, 2018 10:07:42 Pacific Daylight Time

Printed: Friday, March 16, 2018 10:35:29 Pacific Daylight Time

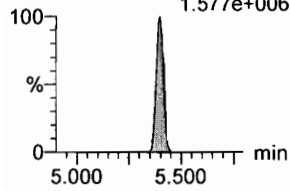
Name: 180315M1\_10, Date: 15-Mar-2018, Time: 22:28:49, ID: ST180315M1-9 PFC CS6 18C1211, Description: PFC CS6 18C1211

**PFDA**

F36:MRM of 2 channels,ES-  
513 > 468.8  
9.511e+006

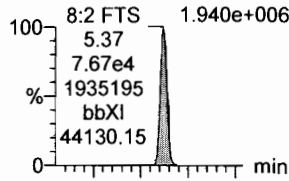


F36:MRM of 2 channels,ES-  
513 > 219  
1.577e+006

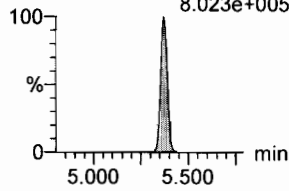


**8:2 FTS**

F41:MRM of 2 channels,ES-  
527 > 506.9  
1.940e+006

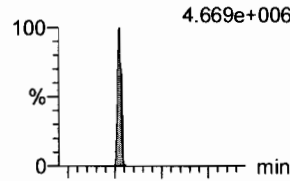


F41:MRM of 2 channels,ES-  
527 > 80  
8.023e+005

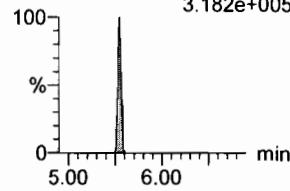


**N-MeFOSAA**

F47:MRM of 2 channels,ES-  
570.1 > 419  
4.669e+006

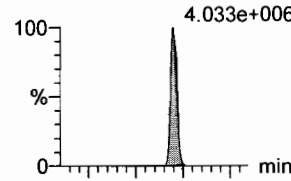


F47:MRM of 2 channels,ES-  
570.1 > 483.0  
3.182e+005

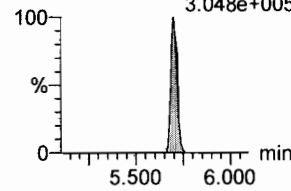


**N-EtFOSAA**

F50:MRM of 2 channels,ES-  
584.2 > 419  
4.033e+006

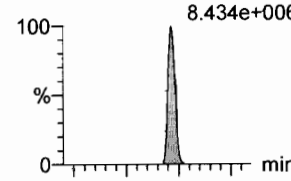


F50:MRM of 2 channels,ES-  
584.2 > 483.0  
3.048e+005

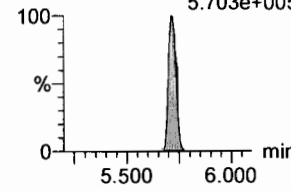


**PFUdA**

F45:MRM of 2 channels,ES-  
563.0 > 518.9  
8.434e+006

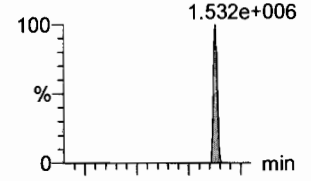


F45:MRM of 2 channels,ES-  
563.0 > 269  
5.703e+005

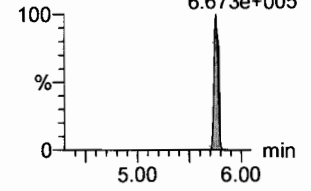


**PFDS**

F52:MRM of 2 channels,ES-  
598.8 > 80  
1.532e+006

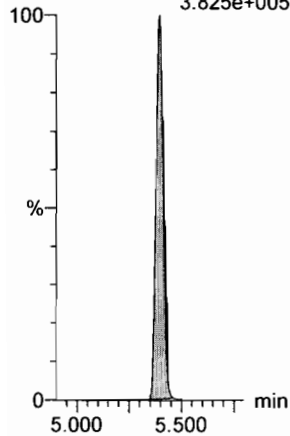


F52:MRM of 2 channels,ES-  
598.8 > 98.7  
6.673e+005



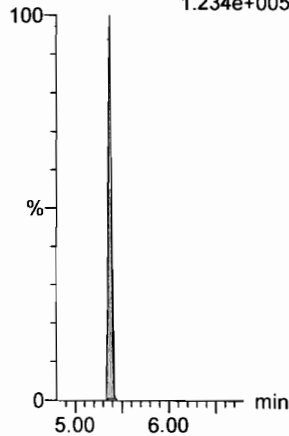
**13C2-PFDA**

F37:MRM of 1 channel,ES-  
515.1 > 469.9  
3.825e+005



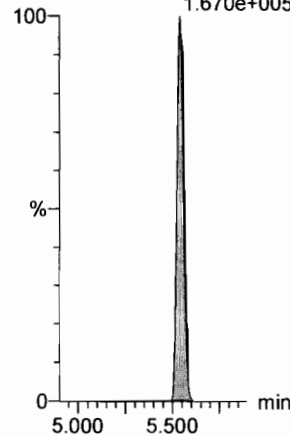
**13C2-8:2 FTS**

F42:MRM of 1 channel,ES-  
529.1 > 508.7  
1.234e+005



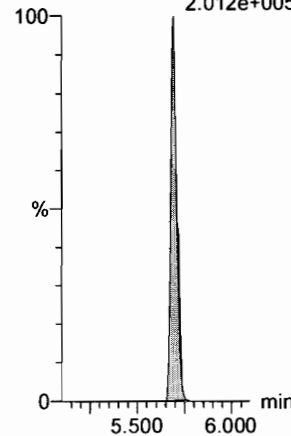
**d3-N-MeFOSAA**

F49:MRM of 1 channel,ES-  
573.3 > 419  
1.670e+005



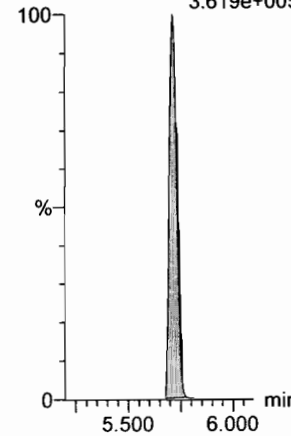
**d5-N-EtFOSAA**

F51:MRM of 1 channel,ES-  
589.3 > 419  
2.012e+005



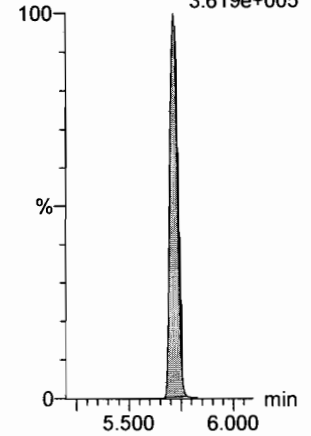
**13C2-PFUdA**

F46:MRM of 1 channel,ES-  
565 > 519.8  
3.619e+005



**13C2-PFUdA**

F46:MRM of 1 channel,ES-  
565 > 519.8  
3.619e+005



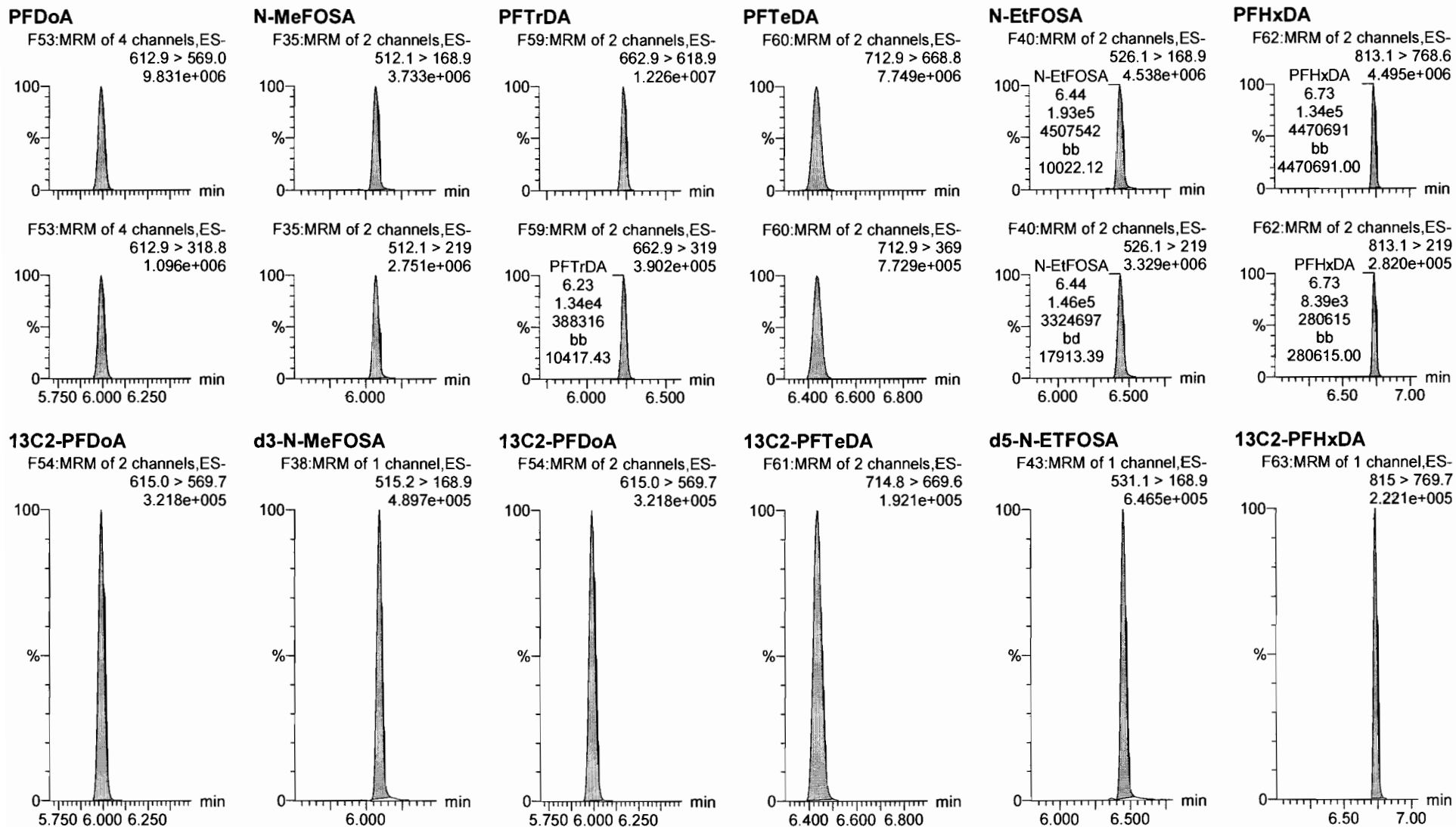


Dataset: F:\Projects\PFAS.PRO\Results\180315M1\180315M1-CRV.qld

Last Altered: Friday, March 16, 2018 10:07:42 Pacific Daylight Time

Printed: Friday, March 16, 2018 10:35:29 Pacific Daylight Time

Name: 180315M1\_10, Date: 15-Mar-2018, Time: 22:28:49, ID: ST180315M1-9 PFC CS6 18C1211, Description: PFC CS6 18C1211



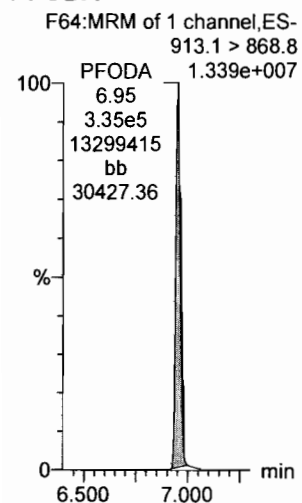
Dataset: F:\Projects\PFAS.PRO\Results\180315M1\180315M1-CRV.qld

Last Altered: Friday, March 16, 2018 10:07:42 Pacific Daylight Time

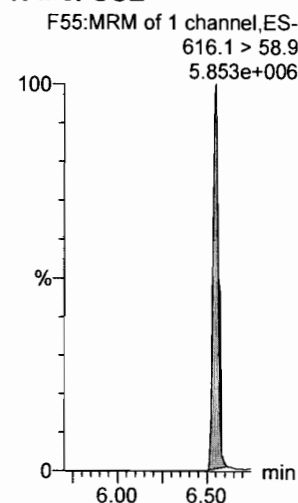
Printed: Friday, March 16, 2018 10:35:29 Pacific Daylight Time

Name: 180315M1\_10, Date: 15-Mar-2018, Time: 22:28:49, ID: ST180315M1-9 PFC CS6 18C1211, Description: PFC CS6 18C1211

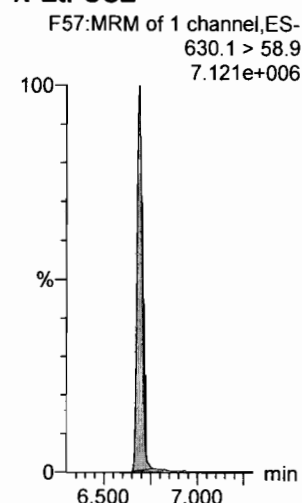
**PFODA**




**N-MeFOSE**



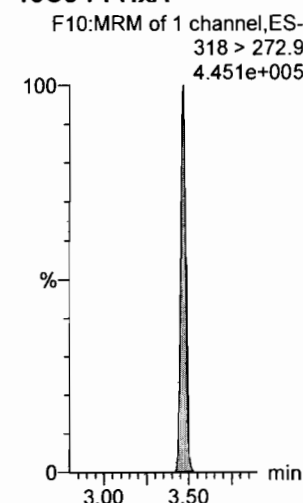
**N-EtFOSE**



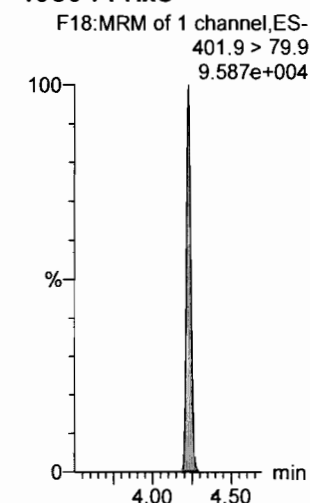
**13C4-PFBA**



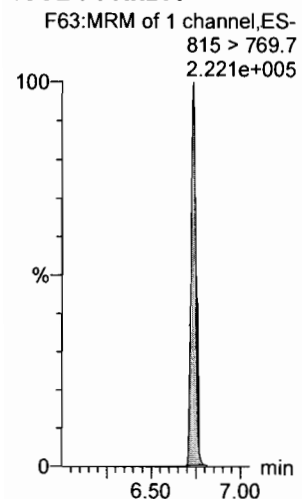
**13C5-PFHxA**



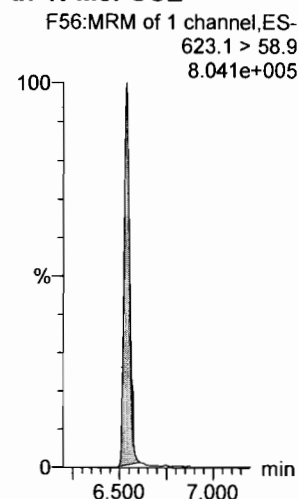
**13C3-PFHxS**



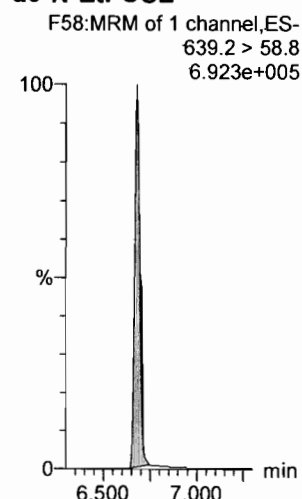
**13C2-PFHxDA**




**d7-N-MeFOSE**



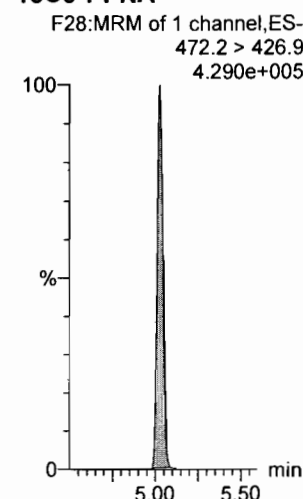
**d9-N-EtFOSE**



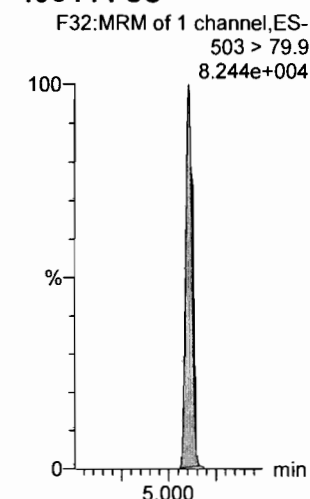
**13C8-PFOA**



**13C9-PFNA**



**13C4-PFOS**



Dataset: F:\Projects\PFAS.PRO\Results\180315M1\180315M1-CRV.qld

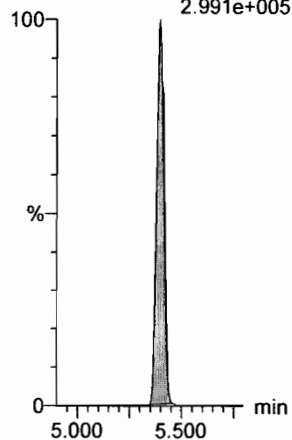
Last Altered: Friday, March 16, 2018 10:07:42 Pacific Daylight Time

Printed: Friday, March 16, 2018 10:35:29 Pacific Daylight Time

Name: 180315M1\_10, Date: 15-Mar-2018, Time: 22:28:49, ID: ST180315M1-9 PFC CS6 18C1211, Description: PFC CS6 18C1211

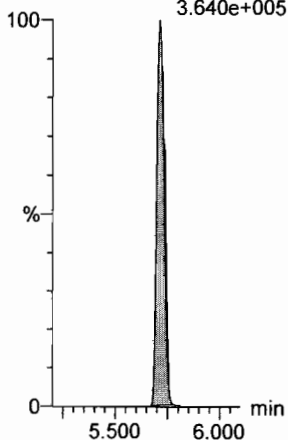
**13C6-PFDA**

F39:MRM of 1 channel,ES-  
519.1 > 473.7  
2.991e+005



**13C7-PFUdA**

F48:MRM of 1 channel,ES-  
570.1 > 524.8  
3.640e+005



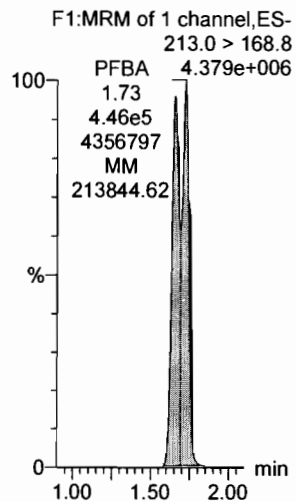
Dataset: F:\Projects\PFAS.PRO\Results\180315M1\180315M1-CRV.qld

Last Altered: Friday, March 16, 2018 10:07:42 Pacific Daylight Time

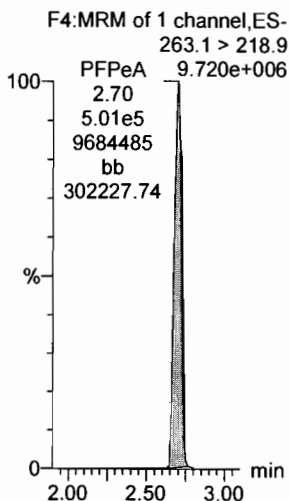
Printed: Friday, March 16, 2018 10:35:29 Pacific Daylight Time

Name: 180315M1\_11, Date: 15-Mar-2018, Time: 22:40:18, ID: ST180315M1-10 PFC CS7 18C1212, Description: PFC CS7 18C1212

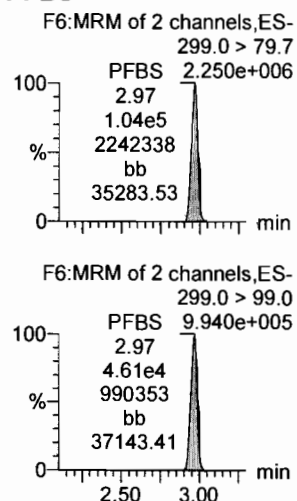
**PFBA**



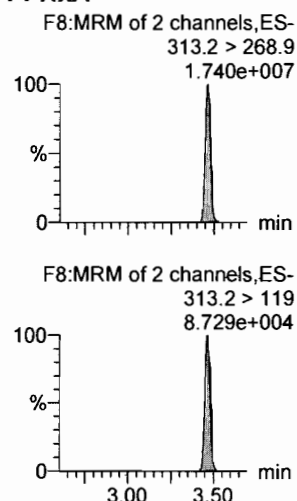
**PFPeA**



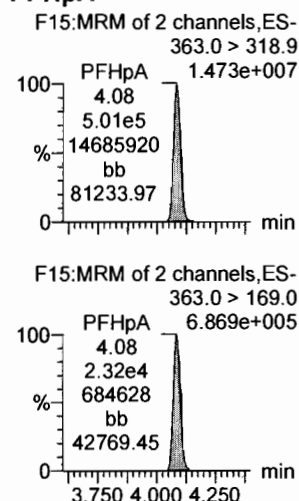
**PFBS**



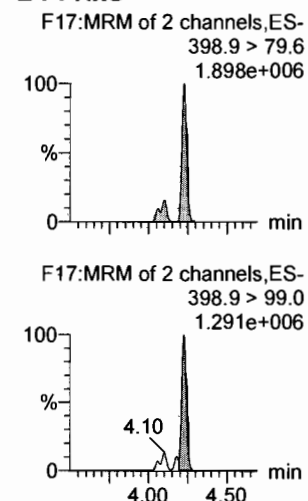
**PFHxA**



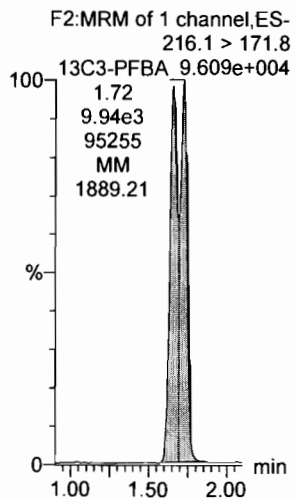
**PFHpA**



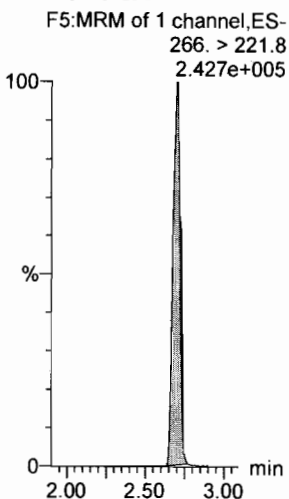
**L-PFHxS**




**13C3-PFBA**



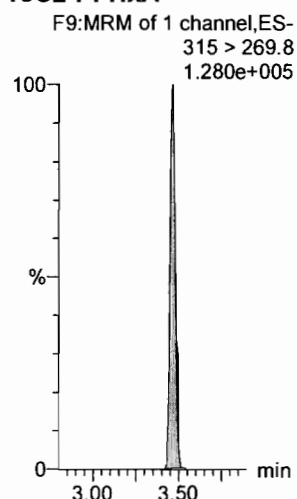
**13C3-PFPeA**



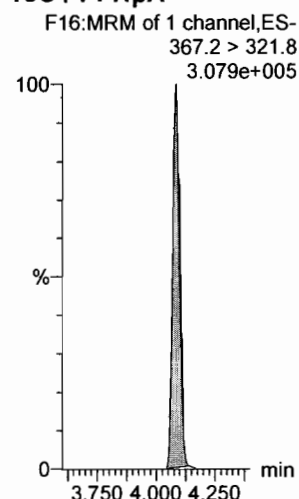
**13C3-PFBS**



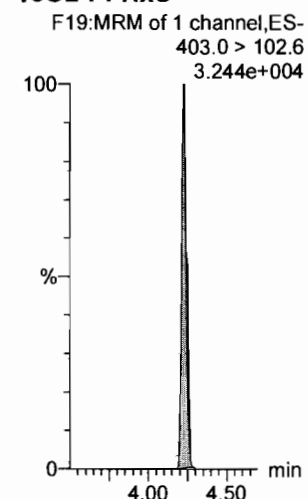
**13C2-PFHxA**



**13C4-PFHpA**



**18O2-PFHxS**



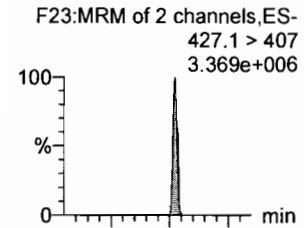
Dataset: F:\Projects\PFAS.PRO\Results\180315M1\180315M1-CRV.qld

Last Altered: Friday, March 16, 2018 10:07:42 Pacific Daylight Time

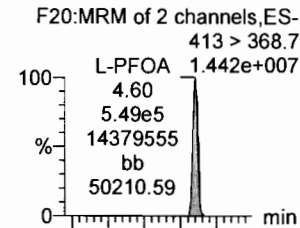
Printed: Friday, March 16, 2018 10:35:29 Pacific Daylight Time

Name: 180315M1\_11, Date: 15-Mar-2018, Time: 22:40:18, ID: ST180315M1-10 PFC CS7 18C1212, Description: PFC CS7 18C1212

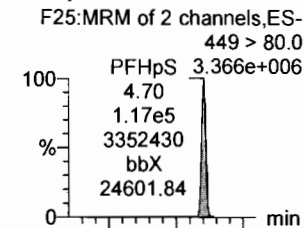
**6:2 FTS**



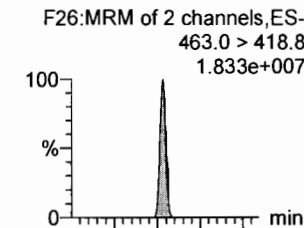
**L-PFOA**



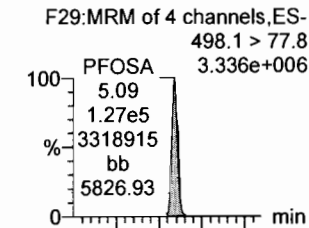
**PFHpS**



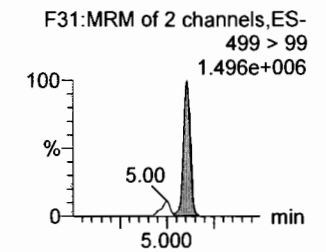
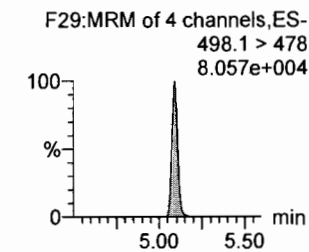
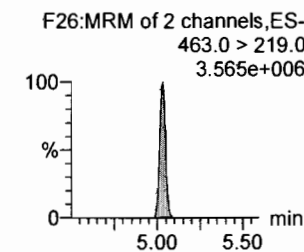
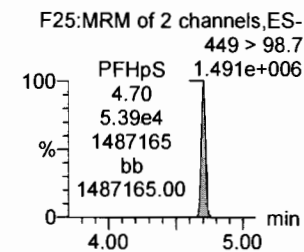
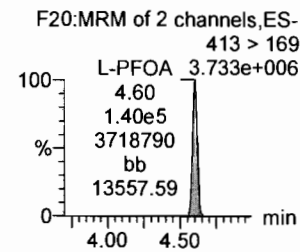
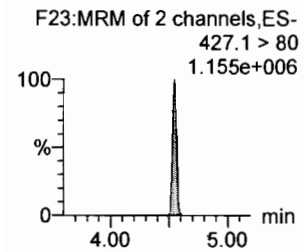
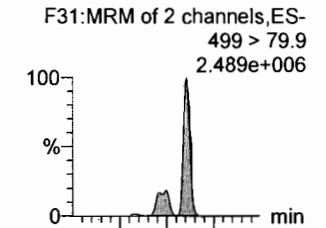
**PFNA**



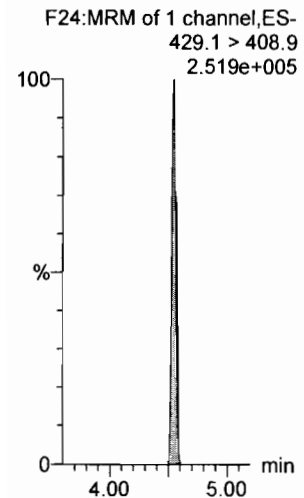
**PFOSA**



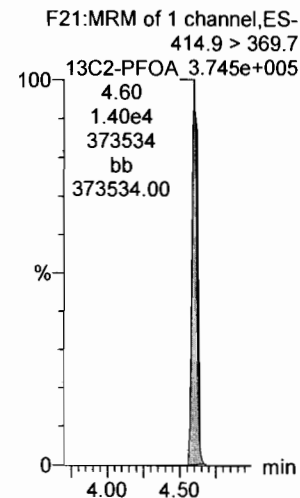
**L-PFOS**




**13C2-6:2 FTS**



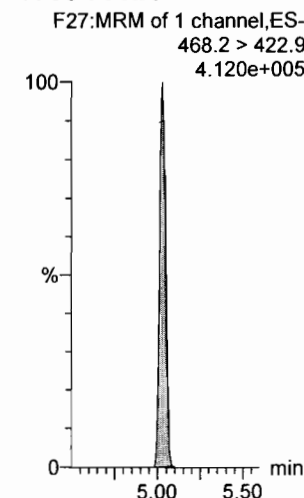
**13C2-PFOA**



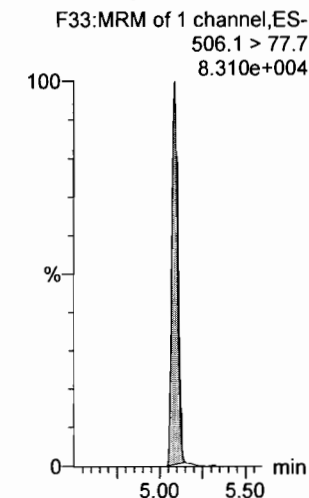
**13C2-PFOA**



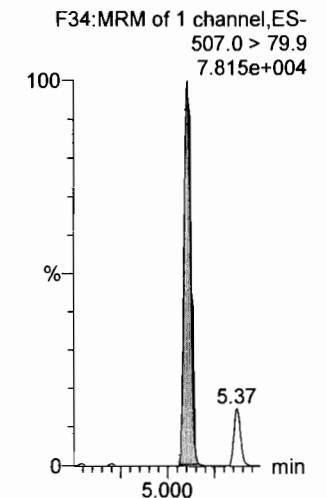
**13C5-PFNA**



**13C8-PFOSA**



**13C8-PFOS**



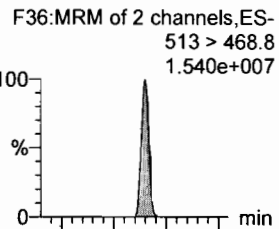
Dataset: F:\Projects\PFAS.PRO\Results\180315M1\180315M1-CRV.qld

Last Altered: Friday, March 16, 2018 10:07:42 Pacific Daylight Time

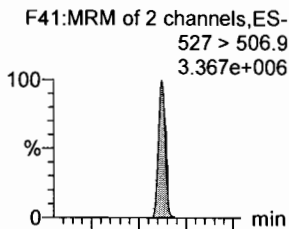
Printed: Friday, March 16, 2018 10:35:29 Pacific Daylight Time

Name: 180315M1\_11, Date: 15-Mar-2018, Time: 22:40:18, ID: ST180315M1-10 PFC CS7 18C1212, Description: PFC CS7 18C1212

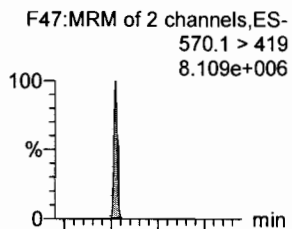
**PFDA**



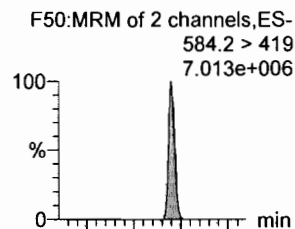
**8:2 FTS**



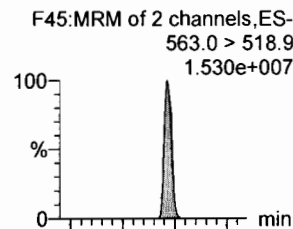
**N-MeFOSAA**



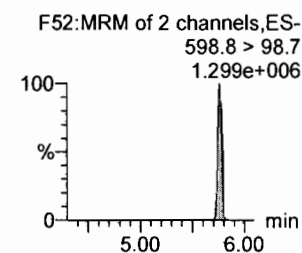
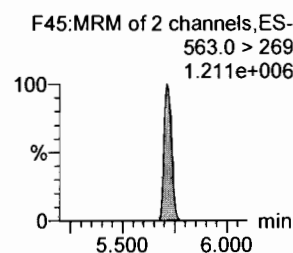
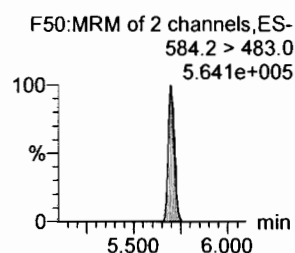
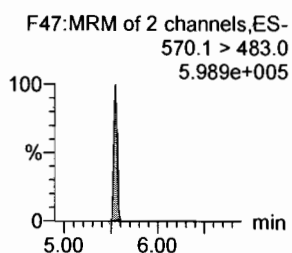
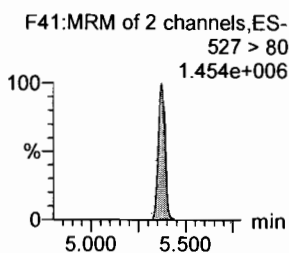
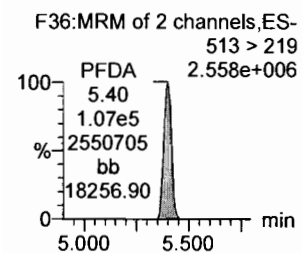
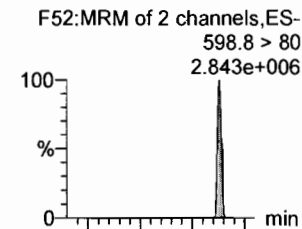
**N-EtFOSAA**



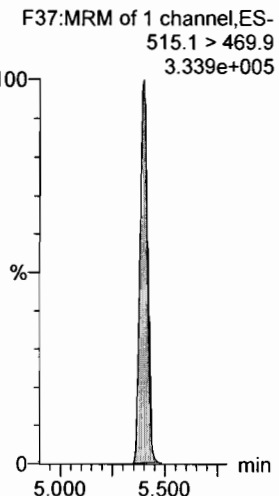
**PFUdA**



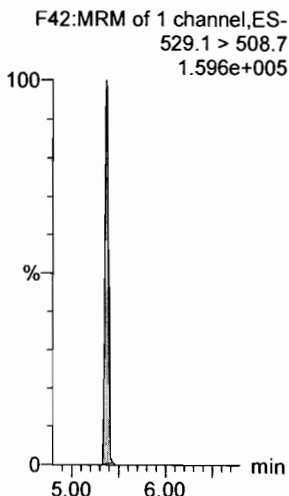
**PFDS**



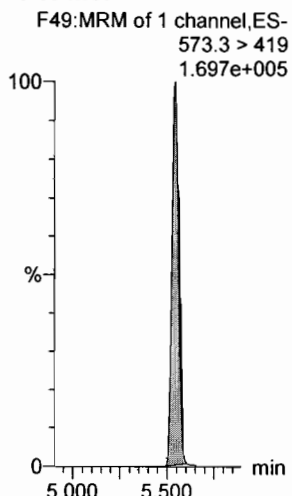
**13C2-PFDA**



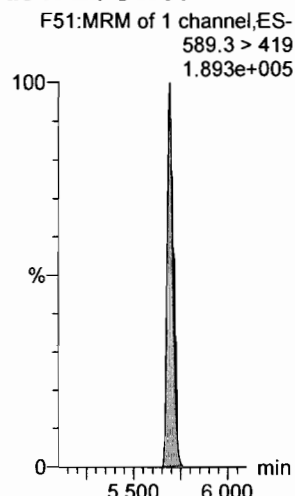
**13C2-8:2 FTS**



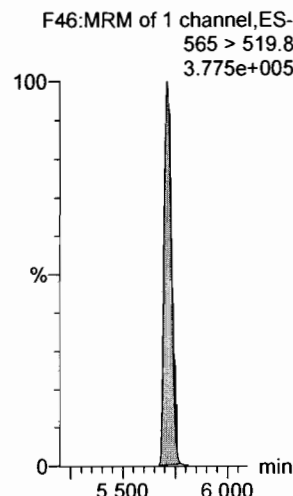
**d3-N-MeFOSAA**



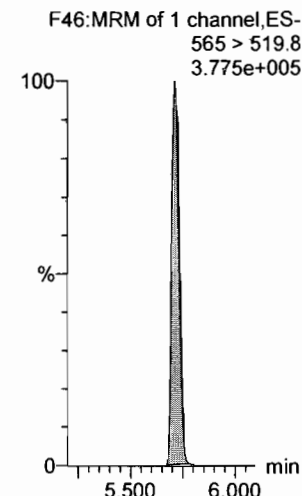
**d5-N-EtFOSAA**



**13C2-PFUdA**



**13C2-PFUDa**



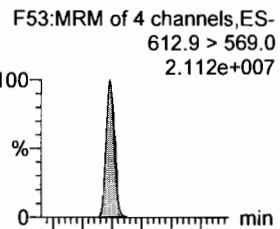
Dataset: F:\Projects\PFAS.PRO\Results\180315M1\180315M1-CRV.qld

Last Altered: Friday, March 16, 2018 10:07:42 Pacific Daylight Time

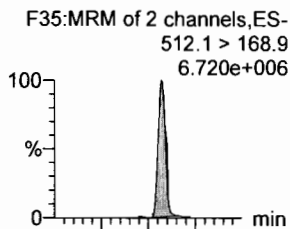
Printed: Friday, March 16, 2018 10:35:29 Pacific Daylight Time

Name: 180315M1\_11, Date: 15-Mar-2018, Time: 22:40:18, ID: ST180315M1-10 PFC CS7 18C1212, Description: PFC CS7 18C1212

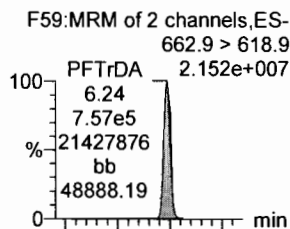
**PFDoA**



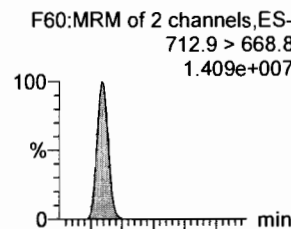
**N-MeFOSA**



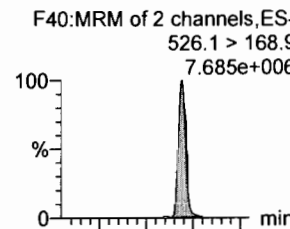
**PFTTrDA**



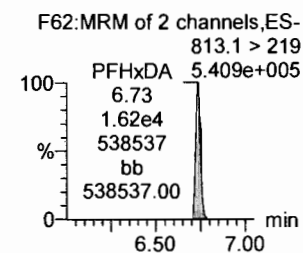
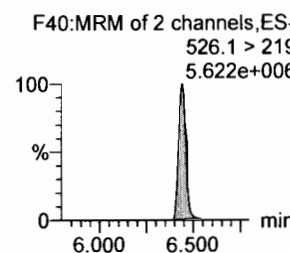
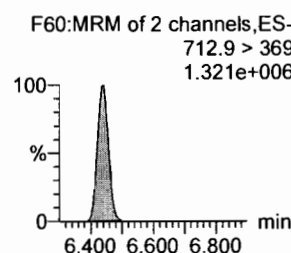
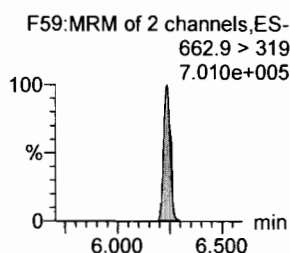
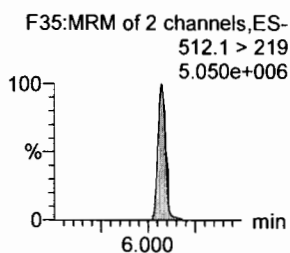
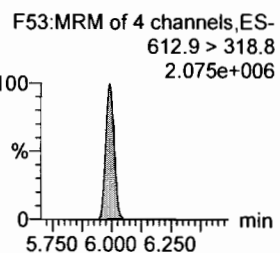
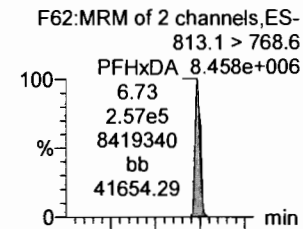
**PFTeDA**



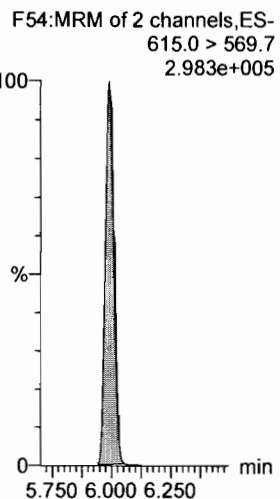
**N-EtFOSA**



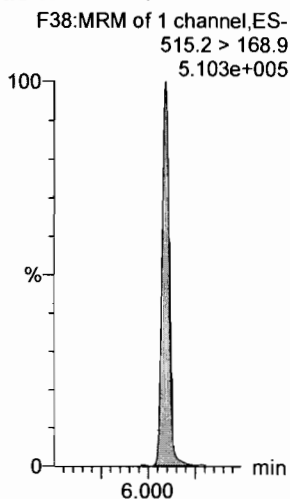
**PFHxDA**



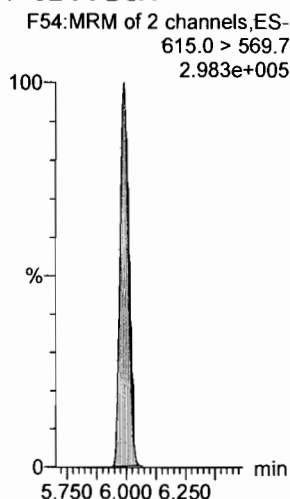
**13C2-PFDoA**



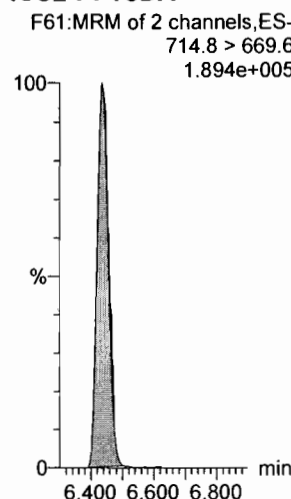
**d3-N-MeFOSA**



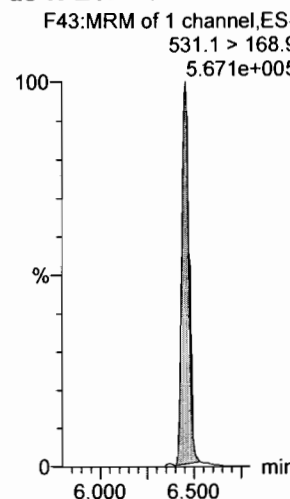
**13C2-PFDoA**



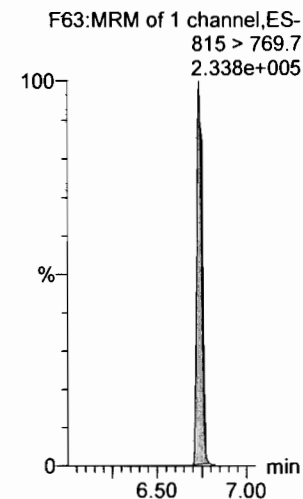
**13C2-PFTeDA**



**d5-N-ETFOSA**



**13C2-PFHxDA**

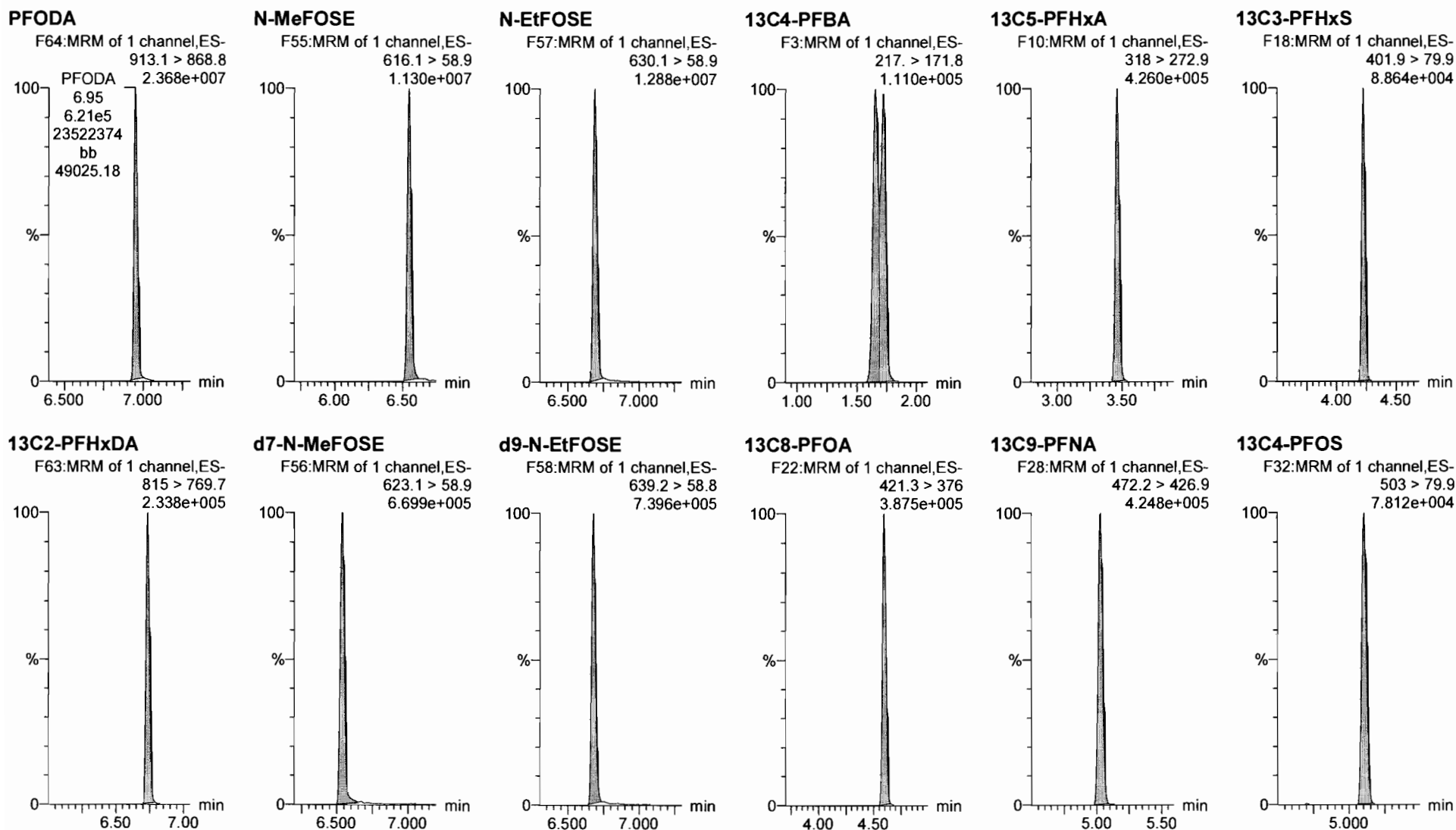


Dataset: F:\Projects\PFAS.PRO\Results\180315M1\180315M1-CRV.qld

Last Altered: Friday, March 16, 2018 10:07:42 Pacific Daylight Time

Printed: Friday, March 16, 2018 10:35:29 Pacific Daylight Time

Name: 180315M1\_11, Date: 15-Mar-2018, Time: 22:40:18, ID: ST180315M1-10 PFC CS7 18C1212, Description: PFC CS7 18C1212





Dataset: F:\Projects\PFAS.PRO\Results\180315M1\180315M1-CRV.qld

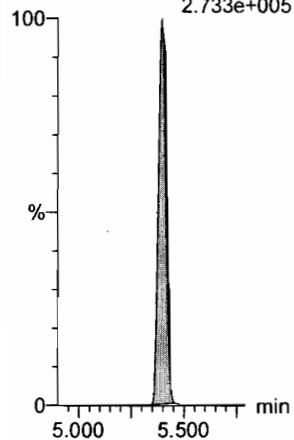
Last Altered: Friday, March 16, 2018 10:07:42 Pacific Daylight Time

Printed: Friday, March 16, 2018 10:35:29 Pacific Daylight Time

Name: 180315M1\_11, Date: 15-Mar-2018, Time: 22:40:18, ID: ST180315M1-10 PFC CS7 18C1212, Description: PFC CS7 18C1212

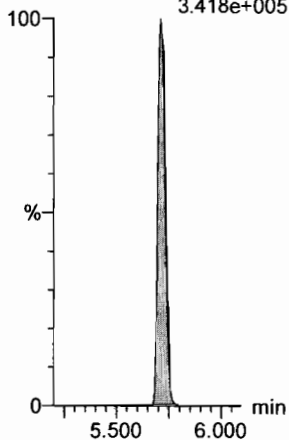
13C6-PFDA

F39:MRM of 1 channel,ES-  
519.1 > 473.7  
2.733e+005



13C7-PFUdA

F48:MRM of 1 channel,ES-  
570.1 > 524.8  
3.418e+005



Dataset: F:\Projects\PFAS.PRO\Results\180315M1\180315M1-13.qld

Last Altered: Friday, March 16, 2018 11:13:06 Pacific Daylight Time

Printed: Friday, March 16, 2018 11:16:02 Pacific Daylight Time

*A Not in W.*

Method: F:\Projects\PFAS.PRO\MethDB\PFAS\_FULL\_80C\_031418.mdb 15 Mar 2018 11:27:24

Calibration: F:\Projects\PFAS.PRO\CurveDB\IC18\_VAL-PFAS\_Q4\_03-15-18-FULL.cdb 16 Mar 2018 10:07:42

Name: 180315M1\_13, Date: 15-Mar-2018, Time: 23:03:16, ID: ICV180315M1-1 PFC ICV 18C1202, Description: PFC ICV 18C1202

#	Name	Trace	Area	IS Area	RRF	Pred.RT	RT	y Axis Resp.	Conc.	%Rec	Recovery	Out
1	1 PFBA	213.0 > 168.8	9.21e3	1.00e4		1.86	1.73	11.5	10.1	101.1	NO	
2	2 PFPeA	263.1 > 218.9	1.10e4	1.32e4		2.85	2.70	10.4	10.1	101.4	NO	
3	3 PFBS	299.0 > 79.7	2.23e3	1.73e3		3.11	2.97	16.1	8.77	87.7	NO	
4	4 4:2 FTS	327.2 > 307.2	2.81e3	1.73e3		3.52	3.37	20.3	8.89	88.9	NO	
5	5 PFHxA	313.2 > 268.9	1.41e4	4.67e3		3.62	3.46	15.1	9.99	99.9	NO	
6	6 PFPeS	349.1 > 80.1	2.05e3	1.73e3		3.81	3.66	14.8	8.57	85.7	NO	
7	7 PFHpA	363.0 > 318.9	1.22e4	1.08e4		4.25	4.09	14.1	11.3	113.5	NO	
8	8 L-PFHxS	398.9 > 79.6	1.80e3	1.20e3		4.39	4.23	18.8	10.1	101.0	NO	
9	10 6:2 FTS	427.1 > 407	3.06e3	3.87e3		4.70	4.55	9.89	8.71	87.1	NO	
10	11 L-PFOA	413 > 368.7	1.26e4	1.54e4		4.60	4.60	10.3	10.5	104.8	NO	
11	13 PFHpS	449 > 80.0	2.73e3	1.54e4		4.85	4.70	2.22	10.5	104.8	NO	
12	14 PFNA	463.0 > 418.8	1.64e4	1.78e4		5.18	5.03	11.6	10.1	100.6	NO	
13	15 PFOSA	498.1 > 77.8	3.28e3	4.00e3		5.24	5.09	10.3	10.1	100.6	NO	
14	16 L-PFOS	499 > 79.9	2.58e3	3.76e3		5.26	5.11	8.58	8.66	86.6	NO	
15	18 PFDA	513 > 468.8	1.58e4	1.63e4		5.55	5.39	12.2	10.2	102.0	NO	
16	19 8:2 FTS	527 > 506.9	4.03e3	2.91e3		5.53	5.37	17.3	9.32	93.2	NO	
17	20 PFNS	549.1 > 80.1	2.28e3	3.76e3		5.61	5.45	7.58	8.56	85.6	NO	
18	21 N-MeFOSAA	570.1 > 419	9.08e3	7.68e3		5.69	5.54	14.8	10.0	100.4	NO	
19	22 N-EtFOSAA	584.2 > 419	7.84e3	7.88e3		5.85	5.70	12.4	11.3	113.2	NO	
20	23 PFUdA	563.0 > 518.9	1.59e4	1.76e4		5.87	5.71	11.3	10.1	101.2	NO	
21	24 PFDS	598.8 > 80	3.10e3	1.76e4		5.91	5.76	2.20	10.8	107.7	NO	
22	25 PFDoA	612.9 > 569.0	1.83e4	1.41e4		6.14	5.99	16.2	10.4	103.6	NO	
23	26 N-MeFOSA	512.1 > 168.9		2.09e4		6.14					NO	
24	27 PFTrDA	662.9 > 618.9	1.84e4	1.41e4		6.39	6.23	16.2	10.2	101.7	NO	
25	28 PFTeDA	712.9 > 668.8	1.46e4	6.64e3		6.56	6.43	27.6	11.1	111.5	NO	
26	29 N-EtFOSA	526.1 > 168.9		3.15e4		6.48					NO	
27	30 PFHxDA	813.1 > 768.6		6.01e3		6.85					NO	
28	31 PFODA	913.1 > 868.8		6.01e3		7.06					NO	
29	32 N-MeFOSE	616.1 > 58.9		2.86e4		6.56					NO	
30	33 N-EtFOSE	630.1 > 58.9		2.58e4		6.70					NO	
31	34 13C3-PFBA	216.1 > 171.8	1.00e4	1.16e4	0.878	1.86	1.72	10.8	12.4	98.9	NO	

*A*

*A*

*↓*

*MJT  
3/16/18*

*DM  
3/16/18*

Dataset: F:\Projects\PFAS.PRO\Results\180315M1\180315M1-13.qld

Last Altered: Friday, March 16, 2018 11:13:06 Pacific Daylight Time

Printed: Friday, March 16, 2018 11:16:02 Pacific Daylight Time

Name: 180315M1\_13, Date: 15-Mar-2018, Time: 23:03:16, ID: ICV180315M1-1 PFC ICV 18C1202, Description: PFC ICV 18C1202

	# Name	Trace	Area	IS Area	RRF	Pred.RT	RT	y Axis Resp.	Conc.	%Rec	Recovery	Out
32	35 13C3-PFPeA	266. > 221.8	1.32e4	1.58e4	0.844	2.85	2.70	10.4	12.3	98.4	NO	
33	36 13C3-PFBS	302. > 98.8	1.73e3	1.58e4	0.103	3.11	2.97	1.36	13.2	105.6	NO	
34	37 13C2-PFHxA	315 > 269.8	4.67e3	1.58e4	0.741	3.62	3.47	3.69	4.98	99.6	NO	
35	38 13C4-PFHpA	367.2 > 321.8	1.08e4	1.58e4	0.726	4.25	4.09	8.54	11.8	94.1	NO	
36	39 18O2-PFHxS	403.0 > 102.6	1.20e3	3.30e3	0.368	4.39	4.22	4.54	12.3	98.6	NO	
37	40 13C2-6:2 FTS	429.1 > 408.9	3.87e3	1.65e4	0.265	4.70	4.55	2.94	11.1	88.7	NO	
38	41 13C2-PFOA	414.9 > 369.7	1.54e4	1.65e4	0.987	4.76	4.60	11.7	11.8	94.5	NO	
39	42 13C5-PFNA	468.2 > 422.9	1.78e4	1.86e4	0.967	5.18	5.03	11.9	12.4	98.8	NO	
40	43 13C8-PFOSA	506.1 > 77.7	4.00e3	1.63e4	0.235	5.24	5.09	3.08	13.1	104.8	NO	
41	44 13C8-PFOS	507.0 > 79.9	3.76e3	3.85e3	1.040	5.26	5.11	12.2	11.7	93.9	NO	
42	45 13C2-PFDA	515.1 > 469.9	1.63e4	1.49e4	1.204	5.55	5.39	13.7	11.4	90.8	NO	
43	46 13C2-8:2 FTS	529.1 > 508.7	2.91e3	1.58e4	0.168	5.53	5.37	2.30	13.7	109.4	NO	
44	47 d3-N-MeFOSAA	573.3 > 419	7.68e3	1.63e4	0.465	5.69	5.54	5.91	12.7	101.6	NO	
45	48 d5-N-EtFOSAA	589.3 > 419	7.88e3	1.63e4	0.510	5.85	5.69	6.06	11.9	95.1	NO	
46	49 13C2-PFUdA	565 > 519.8	1.76e4	1.63e4	1.063	5.87	5.71	13.5	12.7	101.7	NO	
47	50 13C2-PFDoA	615.0 > 569.7	1.41e4	1.63e4	0.875	6.14	5.99	10.9	12.4	99.4	NO	
48	51 d3-N-MeFOSA	515.2 > 168.9	2.09e4	1.63e4	0.114	6.14	6.09	16.1	141	94.2	NO	
49	52 13C2-PFTeDA	714.8 > 669.6	6.64e3	1.63e4	0.500	6.56	6.44	5.10	10.2	81.7	NO	
50	53 d5-N-ETFOSA	531.1 > 168.9	3.15e4	1.63e4	0.158	6.48	6.45	24.2	153	102.3	NO	
51	54 13C2-PFHxDA	815 > 769.7	6.01e3	1.63e4	1.081	6.85	6.73	4.62	4.28	85.6	NO	
52	55 d7-N-MeFOSE	623.1 > 58.9	2.86e4	1.63e4	0.138	6.56	6.54	22.0	159	106.3	NO	
53	56 d9-N-EtFOSE	639.2 > 58.8	2.58e4	1.63e4	0.127	6.70	6.68	19.8	156	104.2	NO	
54	57 13C4-PFBA	217. > 171.8	1.16e4	1.16e4	1.000	1.86	1.72	12.5	12.5	100.0	NO	
55	58 13C5-PFHxA	318 > 272.9	1.58e4	1.58e4	1.000	3.62	3.46	12.5	12.5	100.0	NO	
56	59 13C3-PFHxS	401.9 > 79.9	3.30e3	3.30e3	1.000	4.39	4.23	12.5	12.5	100.0	NO	
57	60 13C8-PFOA	421.3 > 376	1.65e4	1.65e4	1.000	4.76	4.60	12.5	12.5	100.0	NO	
58	61 13C9-PFNA	472.2 > 426.9	1.86e4	1.86e4	1.000	5.18	5.02	12.5	12.5	100.0	NO	
59	62 13C4-PFOS	503 > 79.9	3.85e3	3.85e3	1.000	5.26	5.11	12.5	12.5	100.0	NO	
60	63 13C6-PFDA	519.1 > 473.7	1.49e4	1.49e4	1.000	5.55	5.39	12.5	12.5	100.0	NO	
61	64 13C7-PFUdA	570.1 > 524.8	1.63e4	1.63e4	1.000	5.87	5.71	12.5	12.5	100.0	NO	

Dataset: F:\Projects\PFAS.PRO\Results\180315M1\180315M1-13.qld

Last Altered: Friday, March 16, 2018 11:13:06 Pacific Daylight Time

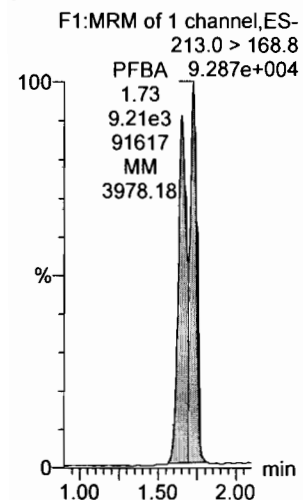
Printed: Friday, March 16, 2018 11:16:02 Pacific Daylight Time

Method: F:\Projects\PFAS.PRO\MethDB\PFAS\_FULL\_80C\_031418.mdb 15 Mar 2018 11:27:24

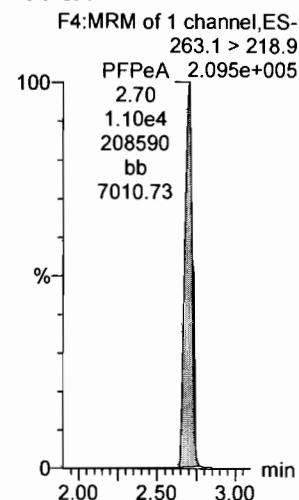
Calibration: F:\Projects\PFAS.PRO\CurveDB\C18\_VAL-PFAS\_Q4\_03-15-18-FULL.cdb 16 Mar 2018 10:07:42

Name: 180315M1\_13, Date: 15-Mar-2018, Time: 23:03:16, ID: ICV180315M1-1 PFC ICV 18C1202, Description: PFC ICV 18C1202

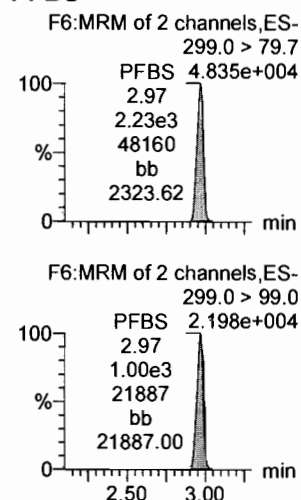
**PFBA**



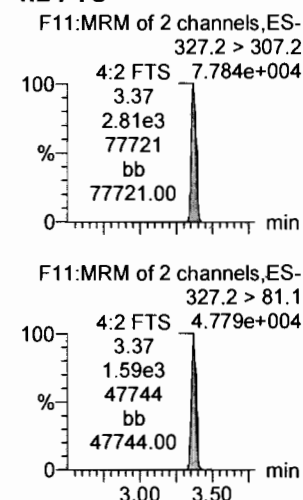
**PFPeA**



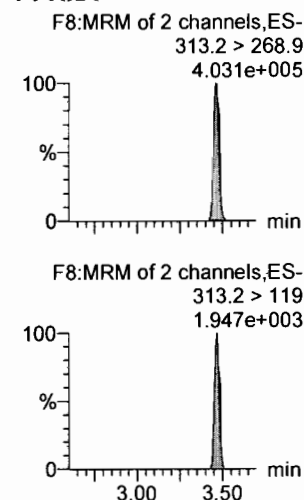
**PFBS**



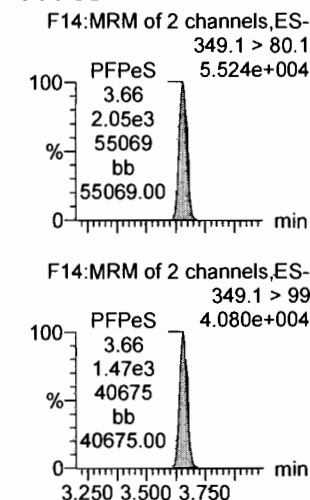
**4:2 FTS**



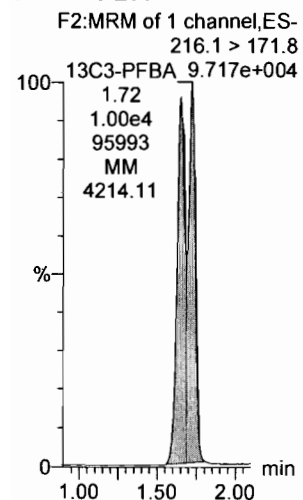
**PFHxA**



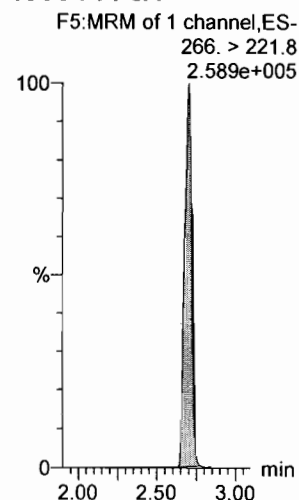
**PFPeS**



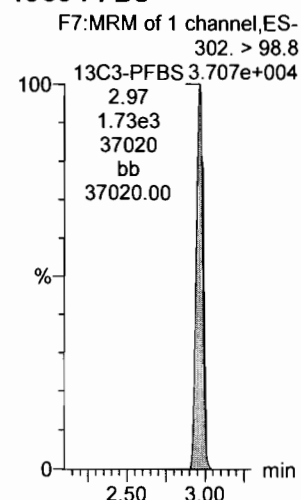
**13C3-PFBA**




**13C3-PFPeA**



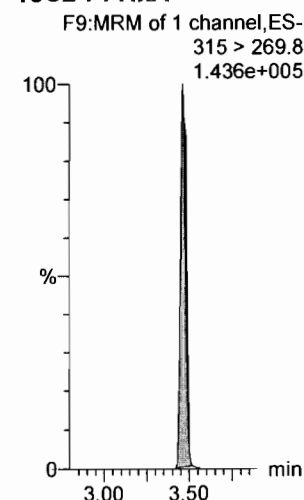
**13C3-PFBS**



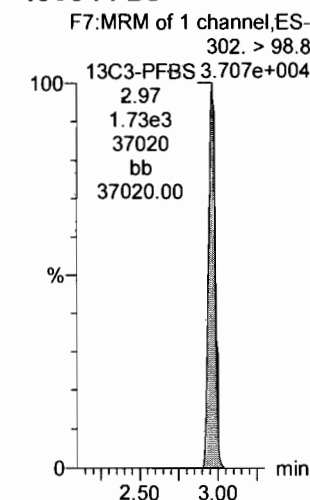
**13C3-PFBS**



**13C2-PFHxA**



**13C3-PFBS**

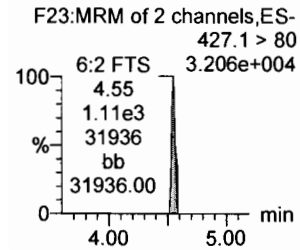
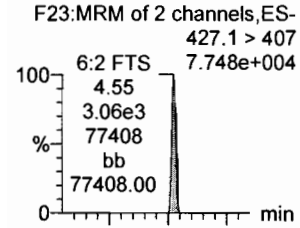


Dataset: F:\Projects\PFAS.PRO\Results\180315M1\180315M1-13.qld

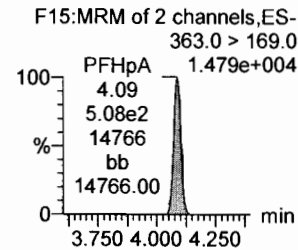
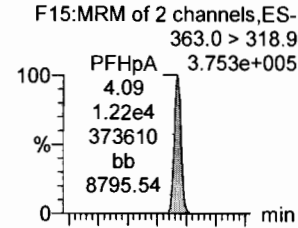
Last Altered: Friday, March 16, 2018 11:13:06 Pacific Daylight Time  
Printed: Friday, March 16, 2018 11:16:02 Pacific Daylight Time

Name: 180315M1\_13, Date: 15-Mar-2018, Time: 23:03:16, ID: ICV180315M1-1 PFC ICV 18C1202, Description: PFC ICV 18C1202

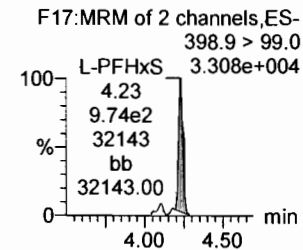
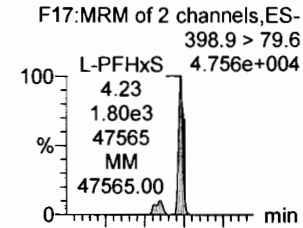
6:2 FTS



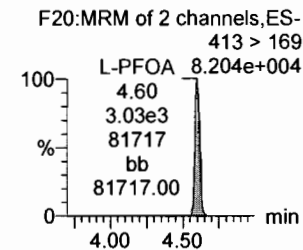
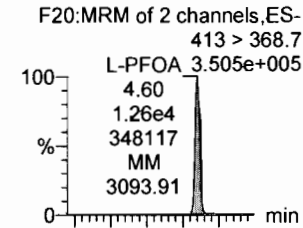
PFHpA



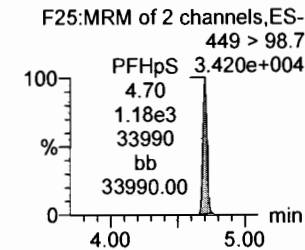
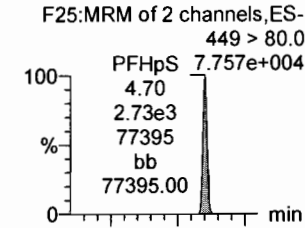
L-PFHxS



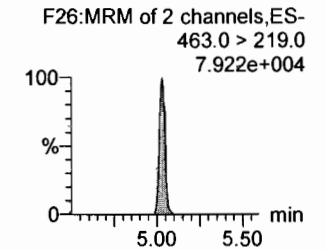
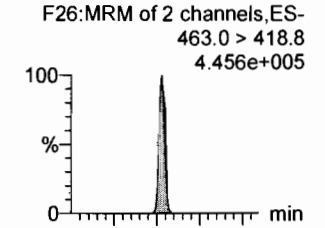
L-PFOA



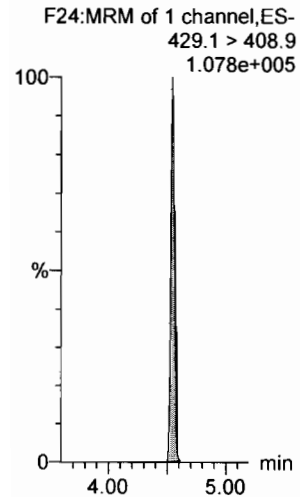
PFHpS



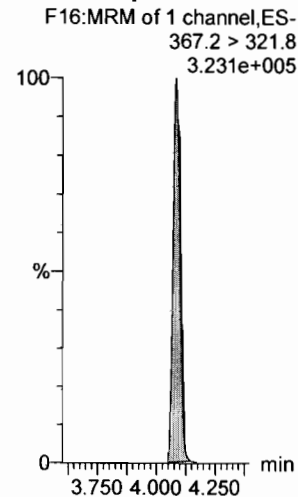
PFNA



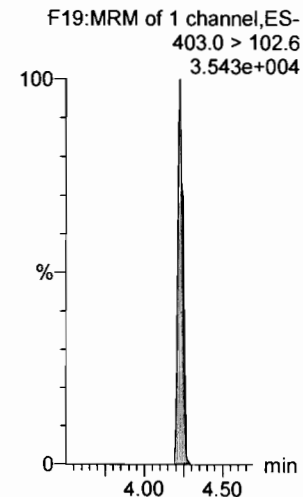
13C2-6:2 FTS



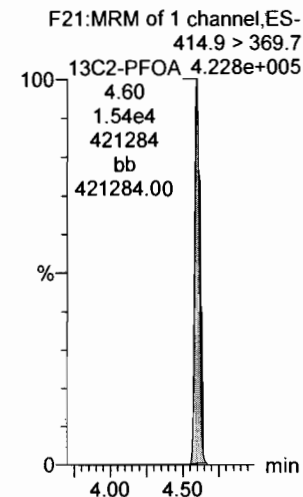
13C4-PFHpA



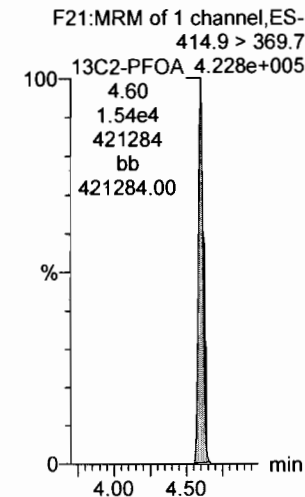
18O2-PFHxS



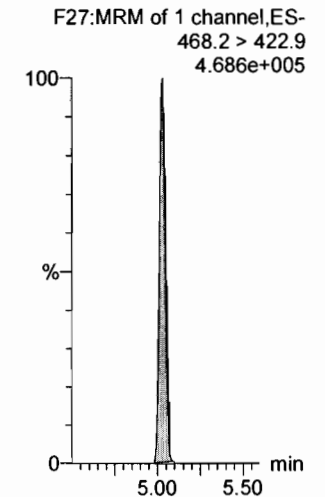
13C2-PFOA



13C2-PFOA



13C5-PFNA



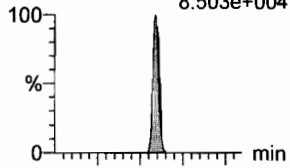
Dataset: F:\Projects\PFAS.PRO\Results\180315M1\180315M1-13.qld

Last Altered: Friday, March 16, 2018 11:13:06 Pacific Daylight Time  
Printed: Friday, March 16, 2018 11:16:02 Pacific Daylight Time

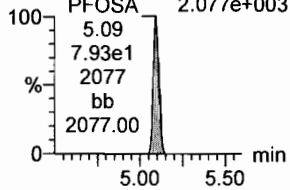
Name: 180315M1\_13, Date: 15-Mar-2018, Time: 23:03:16, ID: ICV180315M1-1 PFC ICV 18C1202, Description: PFC ICV 18C1202

**PFOSA**

F29:MRM of 4 channels,ES-  
498.1 > 77.8  
8.503e+004

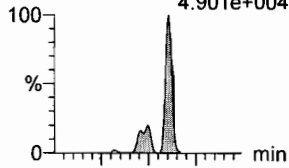


F29:MRM of 4 channels,ES-  
498.1 > 478  
2.077e+003

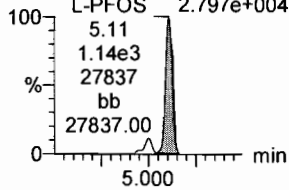


**L-PFOS**

F31:MRM of 2 channels,ES-  
499 > 79.9  
4.901e+004

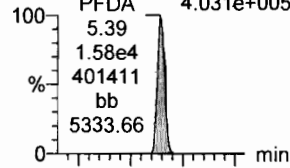


F31:MRM of 2 channels,ES-  
499 > 99  
2.797e+004

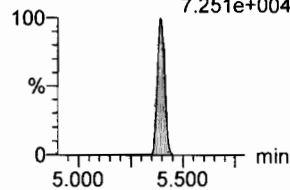


**PFDA**

F36:MRM of 2 channels,ES-  
513 > 468.8  
4.031e+005

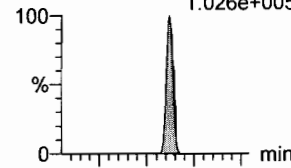


F36:MRM of 2 channels,ES-  
513 > 219  
7.251e+004

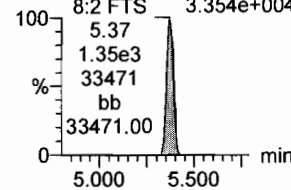


**8:2 FTS**

F41:MRM of 2 channels,ES-  
527 > 506.9  
1.026e+005

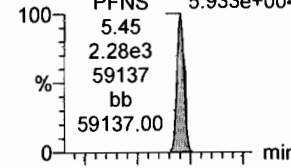


F41:MRM of 2 channels,ES-  
527 > 80  
3.354e+004

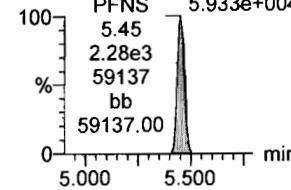


**PFNS**

F44:MRM of 2 channels,ES-  
549.1 > 80.1  
5.933e+004

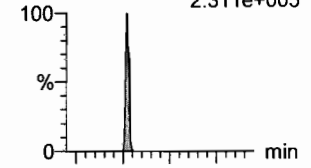


F44:MRM of 2 channels,ES-  
549.1 > 80.1  
5.933e+004

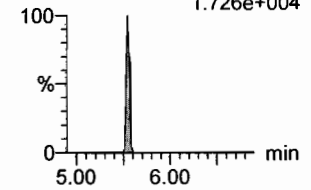


**N-MeFOSAA**

F47:MRM of 2 channels,ES-  
570.1 > 419  
2.311e+005

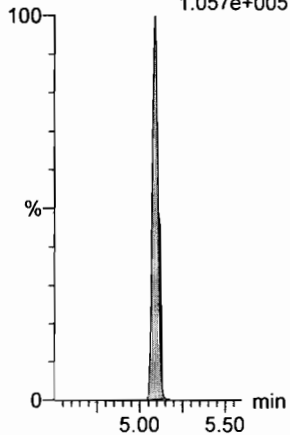


F47:MRM of 2 channels,ES-  
570.1 > 483.0  
1.726e+004



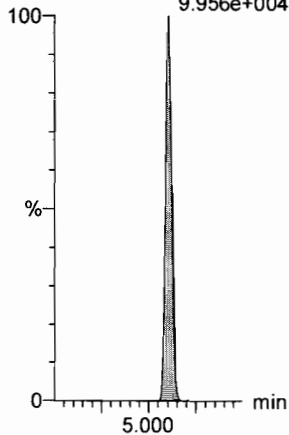
**13C8-PFOSA**

F33:MRM of 1 channel,ES-  
506.1 > 77.7  
1.057e+005



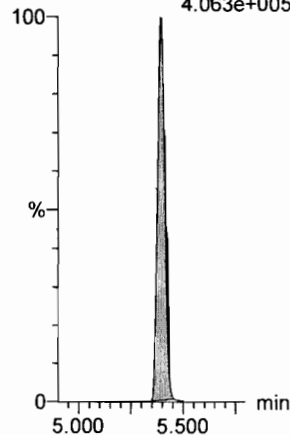
**13C8-PFOS**

F34:MRM of 1 channel,ES-  
507.0 > 79.9  
9.956e+004



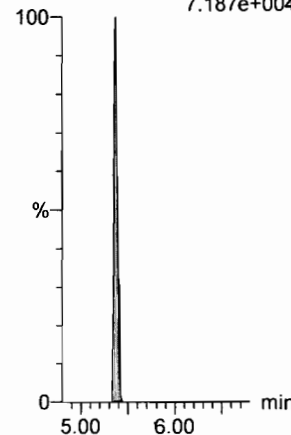
**13C2-PFDA**

F37:MRM of 1 channel,ES-  
515.1 > 469.9  
4.063e+005



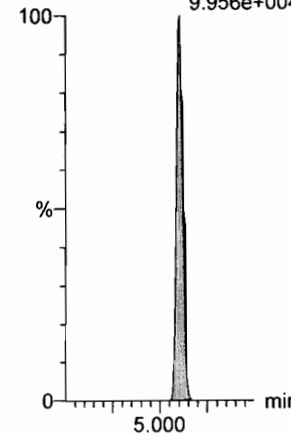
**13C2-8:2 FTS**

F42:MRM of 1 channel,ES-  
529.1 > 508.7  
7.187e+004



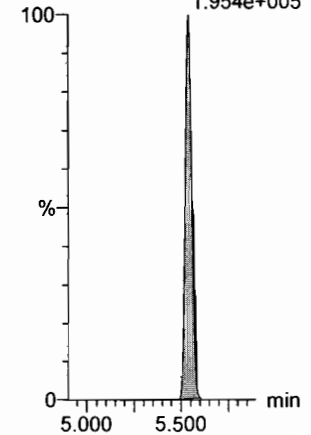
**13C8-PFOS**

F34:MRM of 1 channel,ES-  
507.0 > 79.9  
9.956e+004



**d3-N-MeFOSAA**

F49:MRM of 1 channel,ES-  
573.3 > 419  
1.954e+005



Dataset: F:\Projects\PFAS.PRO\Results\180315M1\180315M1-13.qld

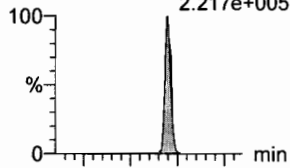
Last Altered: Friday, March 16, 2018 11:13:06 Pacific Daylight Time

Printed: Friday, March 16, 2018 11:16:02 Pacific Daylight Time

Name: 180315M1\_13, Date: 15-Mar-2018, Time: 23:03:16, ID: ICV180315M1-1 PFC ICV 18C1202, Description: PFC ICV 18C1202

**N-EtFOSAA**

F50:MRM of 2 channels,ES-  
584.2 > 419  
2.217e+005



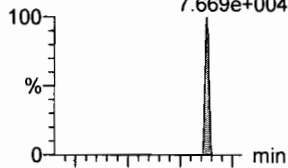
**PFDoA**

F53:MRM of 4 channels,ES-  
612.9 > 569.0  
4.703e+005



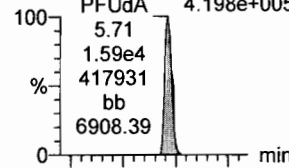
**PFDS**

F52:MRM of 2 channels,ES-  
598.8 > 80  
7.669e+004



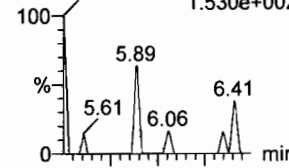
**PFUdA**

F45:MRM of 2 channels,ES-  
563.0 > 518.9  
4.198e+005



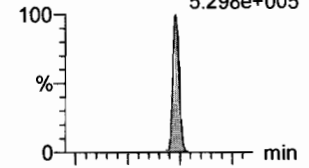
**N-MeFOSA**

F35:MRM of 2 channels,ES-  
512.1 > 168.9  
1.530e+002

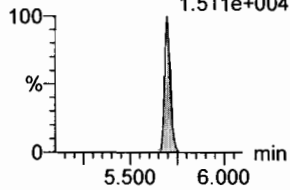


**PFTrDA**

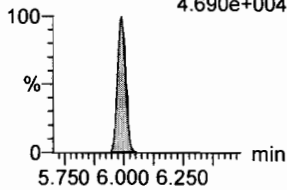
F59:MRM of 2 channels,ES-  
662.9 > 618.9  
5.298e+005



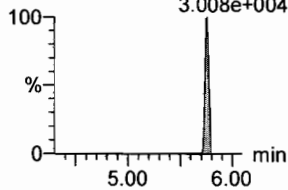
F50:MRM of 2 channels,ES-  
584.2 > 483.0  
1.511e+004



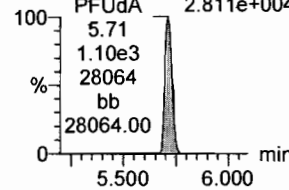
F53:MRM of 4 channels,ES-  
612.9 > 318.8  
4.690e+004



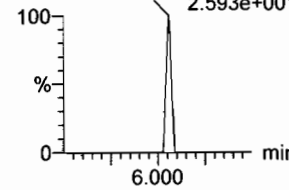
F52:MRM of 2 channels,ES-  
598.8 > 98.7  
3.008e+004



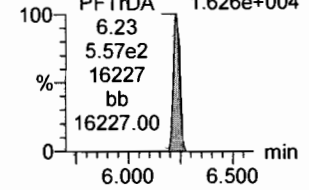
F45:MRM of 2 channels,ES-  
563.0 > 269  
2.811e+004



F35:MRM of 2 channels,ES-  
512.1 > 219  
2.593e+001

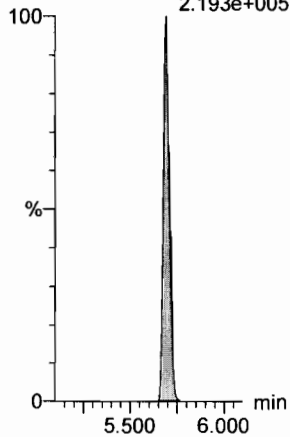


F59:MRM of 2 channels,ES-  
662.9 > 319  
1.626e+004



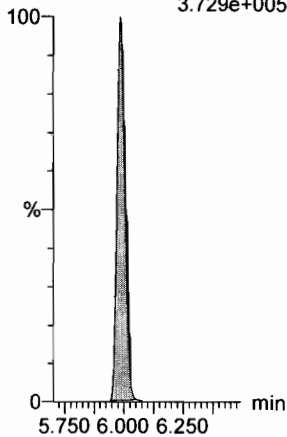
**d5-N-EtFOSAA**

F51:MRM of 1 channel,ES-  
589.3 > 419  
2.193e+005



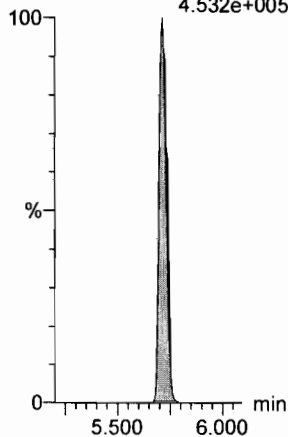
**13C2-PFDoA**

F54:MRM of 2 channels,ES-  
615.0 > 569.7  
3.729e+005



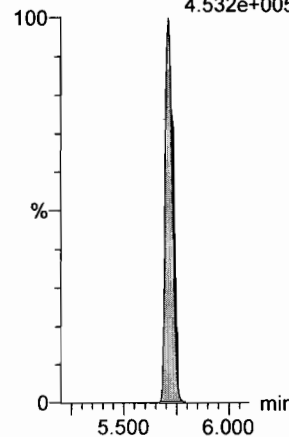
**13C2-PFUdA**

F46:MRM of 1 channel,ES-  
565 > 519.8  
4.532e+005



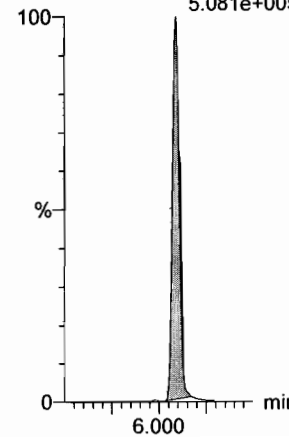
**13C2-PFUdA**

F46:MRM of 1 channel,ES-  
565 > 519.8  
4.532e+005



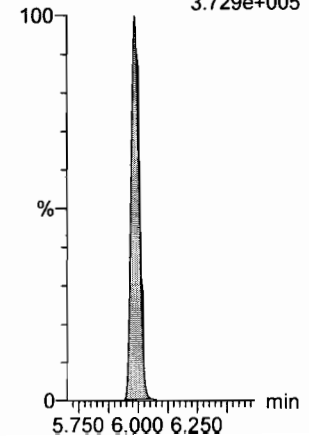
**d3-N-MeFOSA**

F38:MRM of 1 channel,ES-  
515.2 > 168.9  
5.081e+005



**13C2-PFDoA**

F54:MRM of 2 channels,ES-  
615.0 > 569.7  
3.729e+005



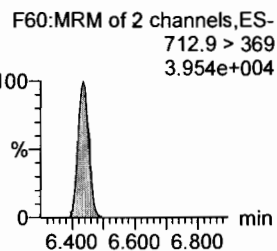
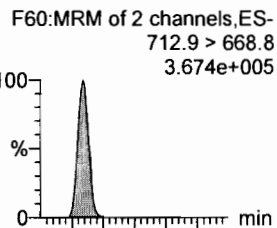
Dataset: F:\Projects\PFAS.PRO\Results\180315M1\180315M1-13.qld

Last Altered: Friday, March 16, 2018 11:13:06 Pacific Daylight Time

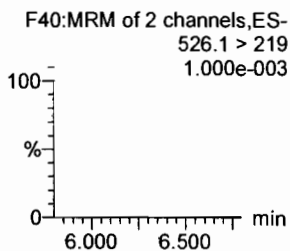
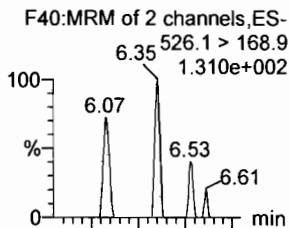
Printed: Friday, March 16, 2018 11:16:02 Pacific Daylight Time

Name: 180315M1\_13, Date: 15-Mar-2018, Time: 23:03:16, ID: ICV180315M1-1 PFC ICV 18C1202, Description: PFC ICV 18C1202

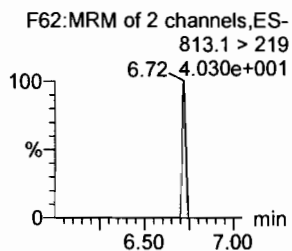
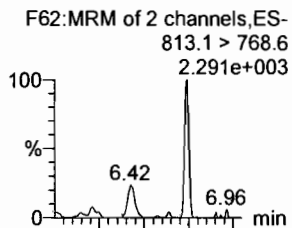
**PFTeDA**




**N-EtFOSA**



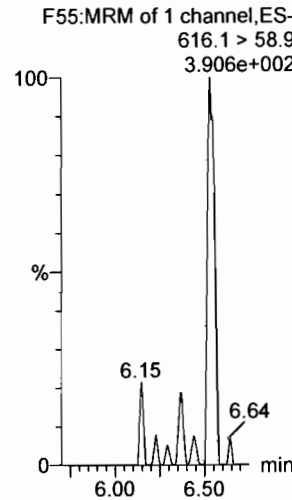
**PFHxDA**



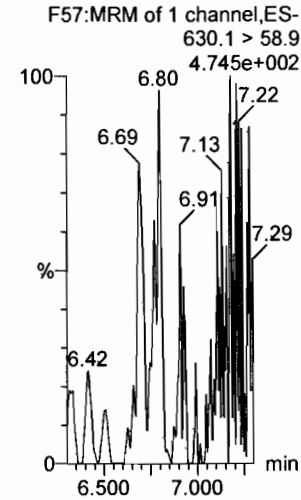
**PFODA**



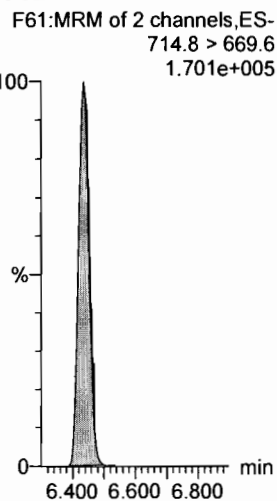
**N-MeFOSE**



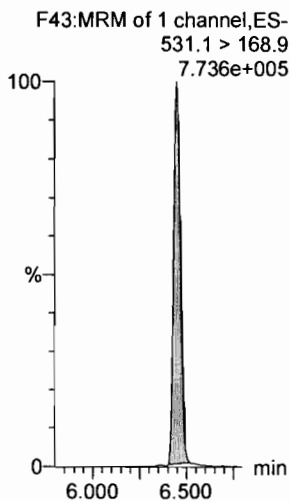
**N-EtFOSE**




**13C2-PFTeDA**



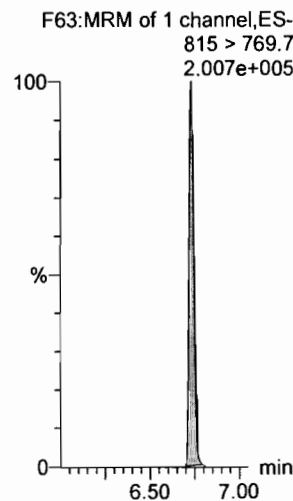
**d5-N-ETFOSE**



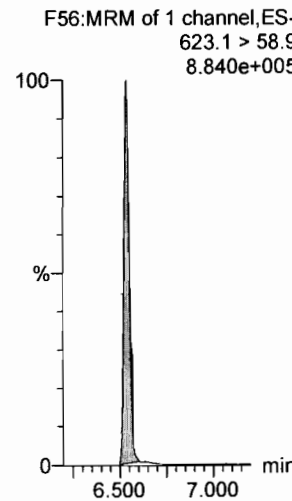
**13C2-PFHxDA**



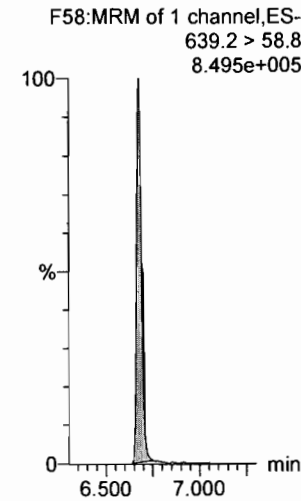
**13C2-PFHxDA**



**d7-N-MeFOSE**



**d9-N-EtFOSE**





Dataset: F:\Projects\PFAS.PRO\Results\180315M1\180315M1-13.qld

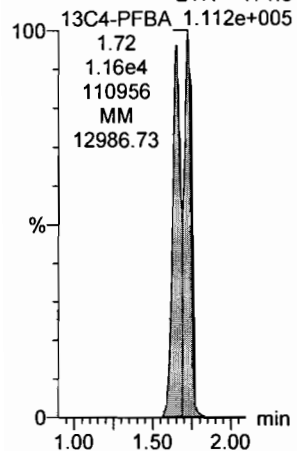
Last Altered: Friday, March 16, 2018 11:13:06 Pacific Daylight Time

Printed: Friday, March 16, 2018 11:16:02 Pacific Daylight Time

Name: 180315M1\_13, Date: 15-Mar-2018, Time: 23:03:16, ID: ICV180315M1-1 PFC ICV 18C1202, Description: PFC ICV 18C1202

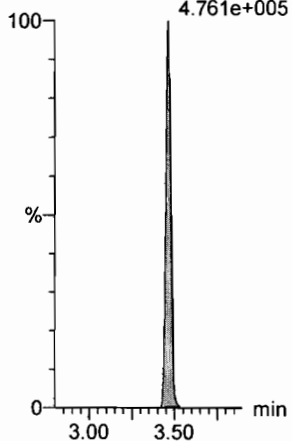
**13C4-PFBA**

F3:MRM of 1 channel,ES-  
217. > 171.8



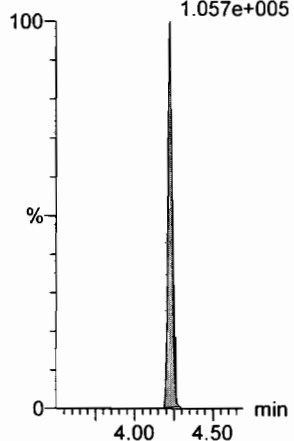
**13C5-PFHxA**

F10:MRM of 1 channel,ES-  
318 > 272.9  
4.761e+005



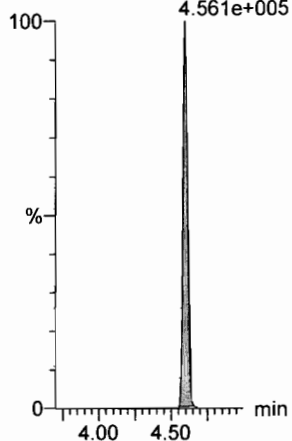
**13C3-PFHxS**

F18:MRM of 1 channel,ES-  
401.9 > 79.9  
1.057e+005



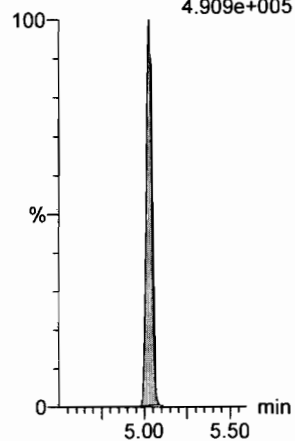
**13C8-PFOA**

F22:MRM of 1 channel,ES-  
421.3 > 376  
4.561e+005



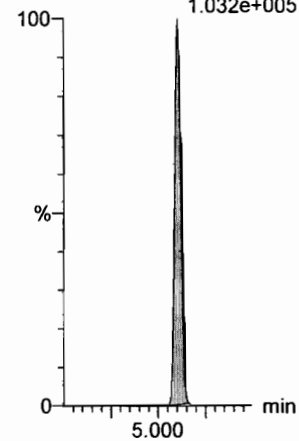
**13C9-PFNA**

F28:MRM of 1 channel,ES-  
472.2 > 426.9  
4.909e+005



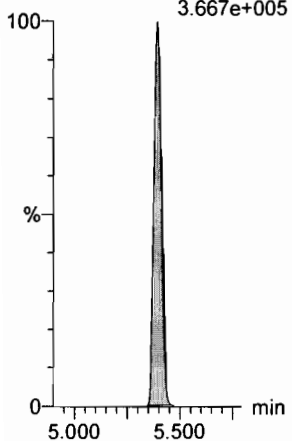
**13C4-PFOS**

F32:MRM of 1 channel,ES-  
503 > 79.9  
1.032e+005



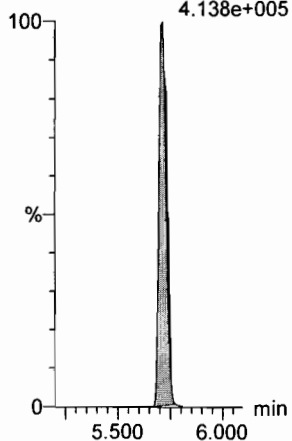
**13C6-PFDA**

F39:MRM of 1 channel,ES-  
519.1 > 473.7  
3.667e+005



**13C7-PFUdA**

F48:MRM of 1 channel,ES-  
570.1 > 524.8  
4.138e+005



Dataset: Untitled

Last Altered: Friday, March 16, 2018 11:28:02 Pacific Daylight Time

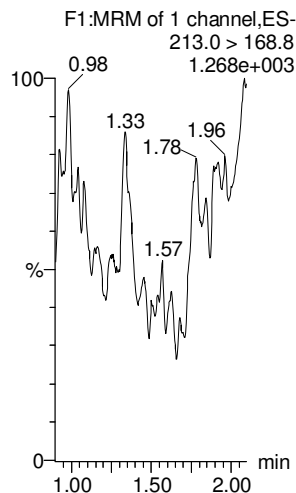
Printed: Friday, March 16, 2018 11:28:10 Pacific Daylight Time

Method: F:\Projects\PFAS.PRO\MethDB\PFAS\_FULL\_80C\_031418.mdb 16 Mar 2018 11:12:49

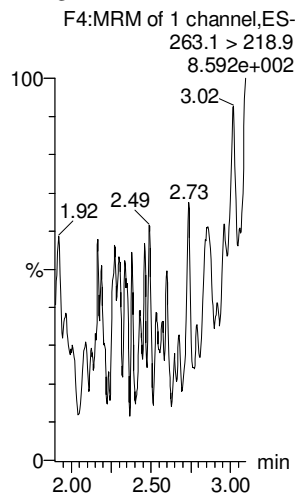
Calibration: F:\Projects\PFAS.PRO\CurveDB\C18\_VAL-PFAS\_Q4\_03-15-18-FULL.cdb 16 Mar 2018 10:07:42

Name: 180315M1\_12, Date: 15-Mar-2018, Time: 22:51:47, ID: IPA, Description: IPA

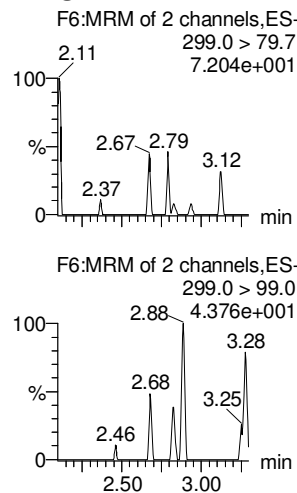
**PFBA**



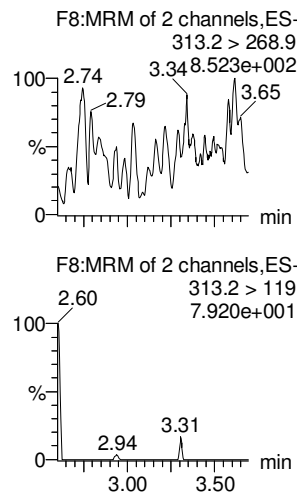
**PFPeA**



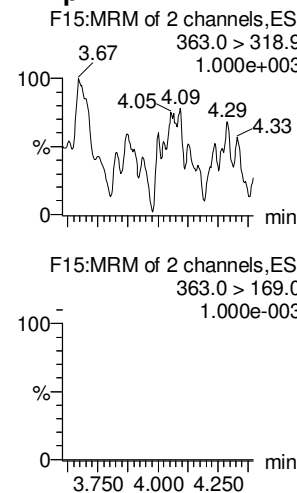
**PFBS**



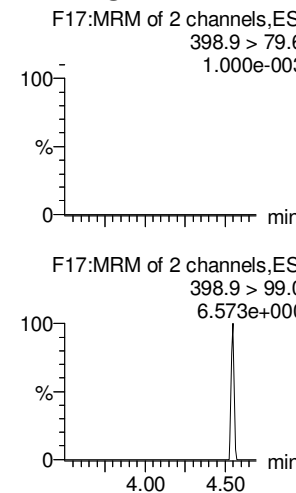
**PFHxA**



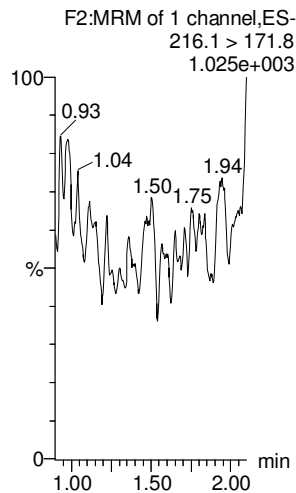
**PFHpA**



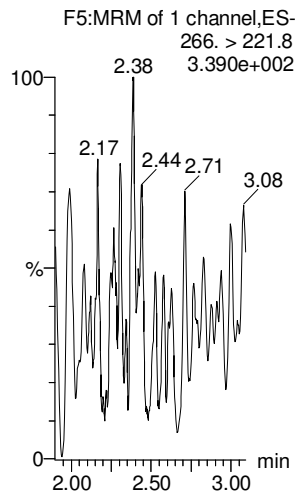
**L-PFHxS**



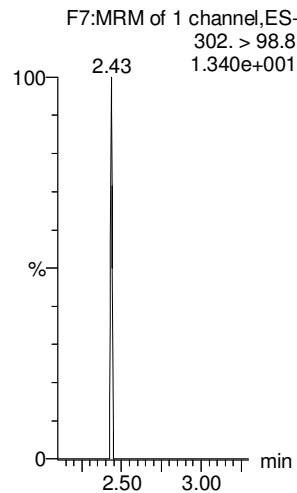
**13C3-PFBA**



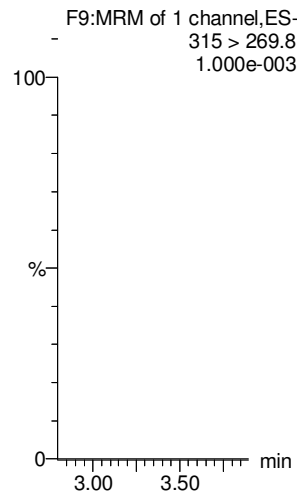
**13C3-PFPeA**



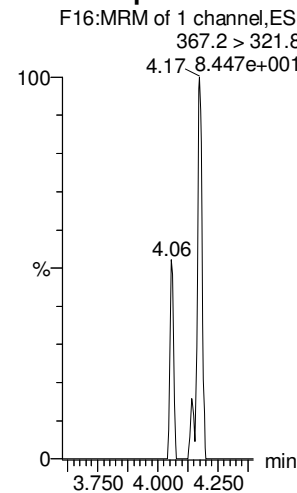
**13C3-PFBS**



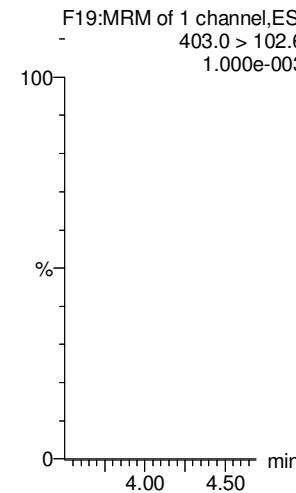
**13C2-PFHxA**



**13C4-PFHpA**



**18O2-PFHxS**



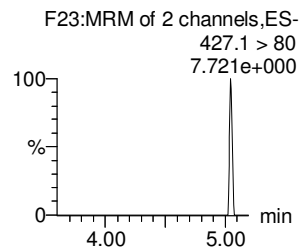
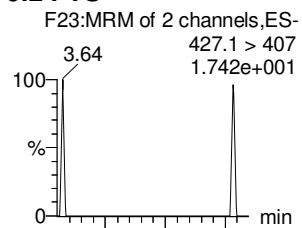
Dataset: Untitled

Last Altered: Friday, March 16, 2018 11:28:02 Pacific Daylight Time

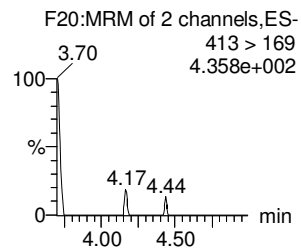
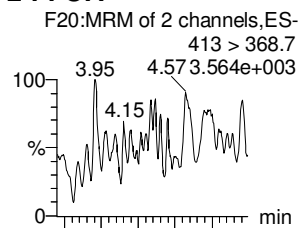
Printed: Friday, March 16, 2018 11:28:10 Pacific Daylight Time

Name: 180315M1\_12, Date: 15-Mar-2018, Time: 22:51:47, ID: IPA, Description: IPA

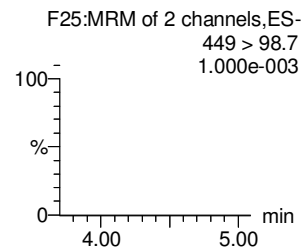
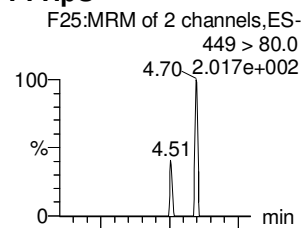
**6:2 FTS**



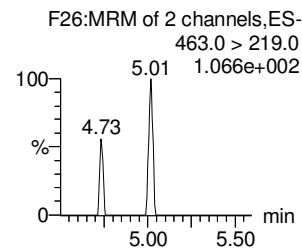
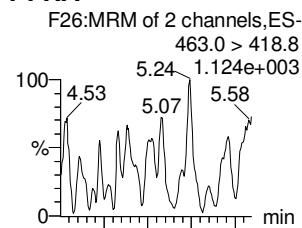
**L-PFOA**



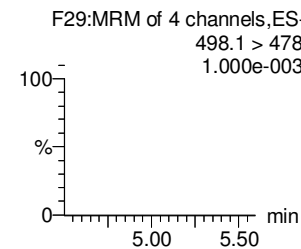
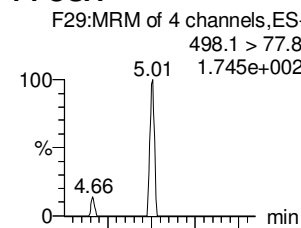
**PFHpS**



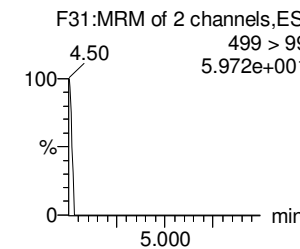
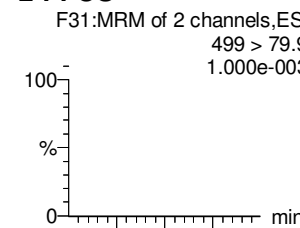
**PFNA**



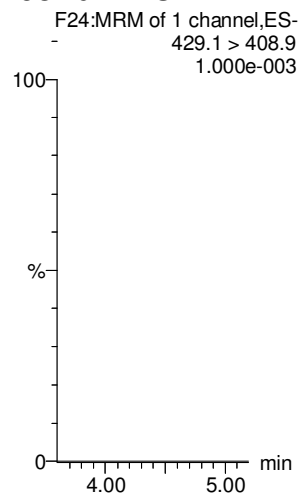
**PFOSA**



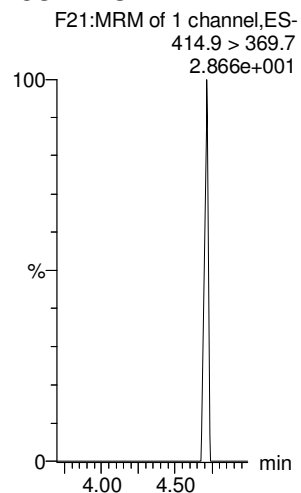
**L-PFOS**



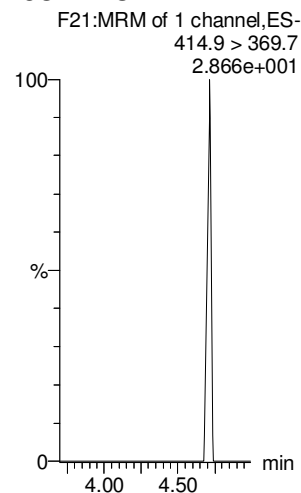
**13C2-6:2 FTS**



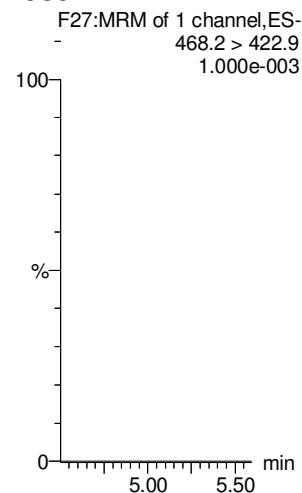
**13C2-PFOA**



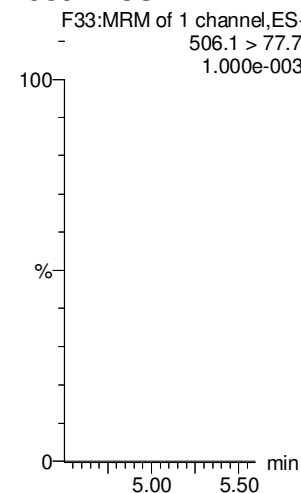
**13C2-PFOA**



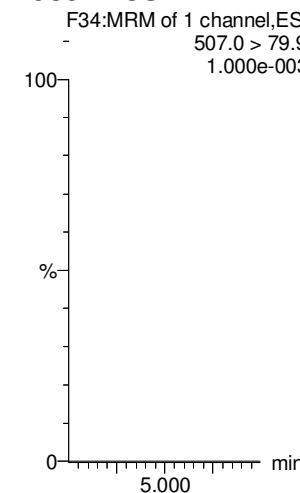
**13C5-PFNA**



**13C8-PFOSA**



**13C8-PFOS**



Dataset: Untitled

Last Altered: Friday, March 16, 2018 11:28:02 Pacific Daylight Time

Printed: Friday, March 16, 2018 11:28:10 Pacific Daylight Time

Name: 180315M1\_12, Date: 15-Mar-2018, Time: 22:51:47, ID: IPA, Description: IPA

**PFDA**

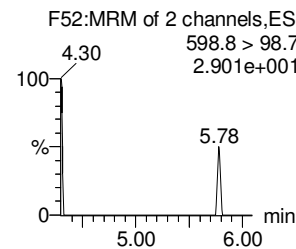
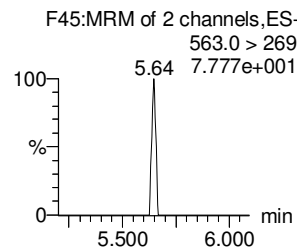
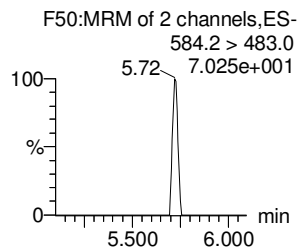
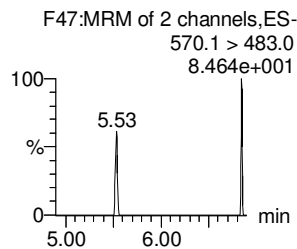
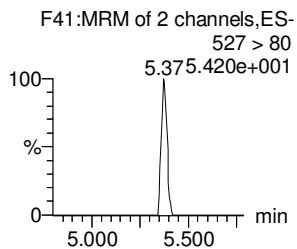
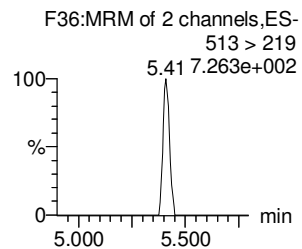
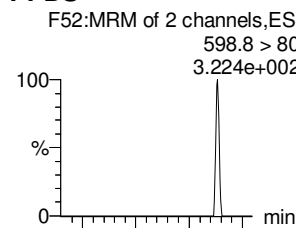
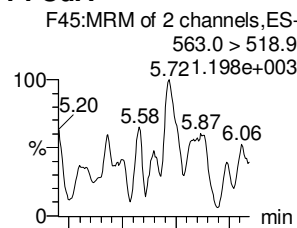
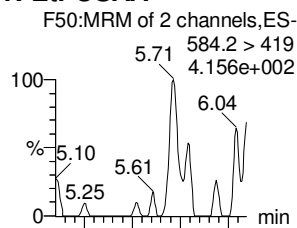
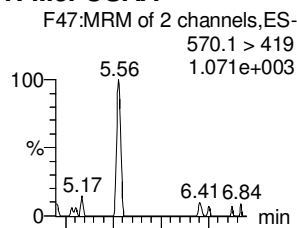
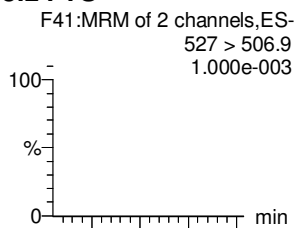
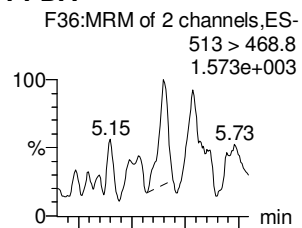
**8:2 FTS**

**N-MeFOSAA**

**N-EtFOSAA**

**PFUdA**

**PFDS**



**13C2-PFDA**

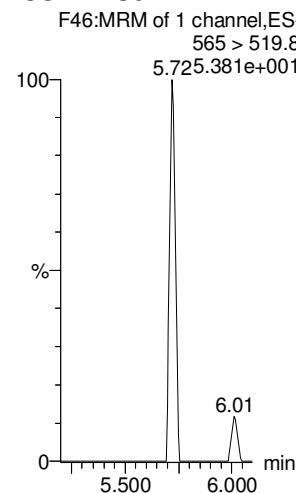
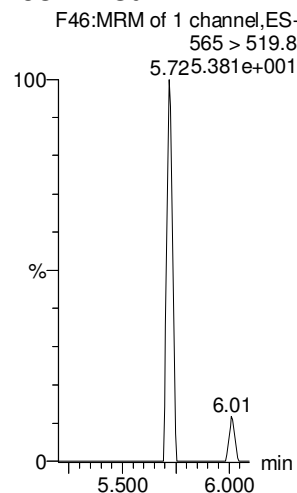

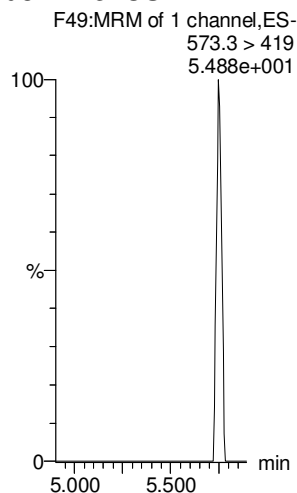
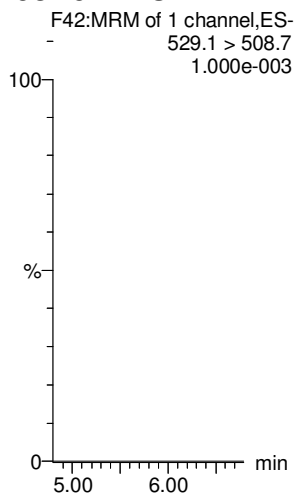
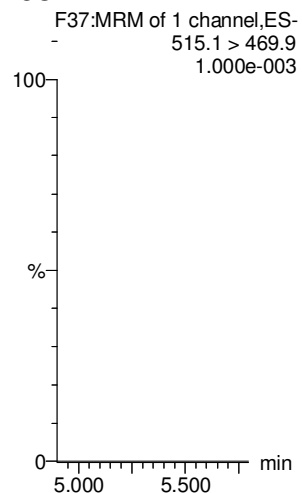
**13C2-8:2 FTS**

**d3-N-MeFOSAA**

**d5-N-EtFOSAA**

**13C2-PFUdA**

**13C2-PFUdA**



Dataset: Untitled

Last Altered: Friday, March 16, 2018 11:28:02 Pacific Daylight Time

Printed: Friday, March 16, 2018 11:28:10 Pacific Daylight Time

Name: 180315M1\_12, Date: 15-Mar-2018, Time: 22:51:47, ID: IPA, Description: IPA

**PFD<sub>o</sub>A**

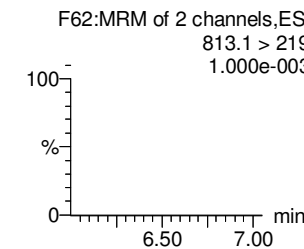
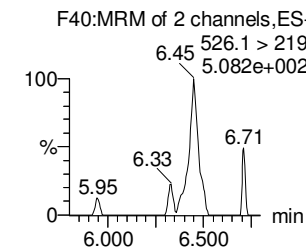
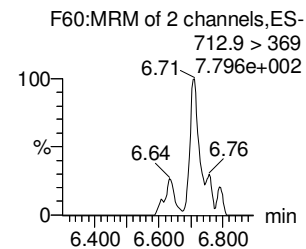
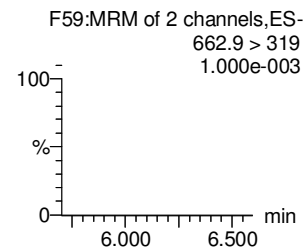
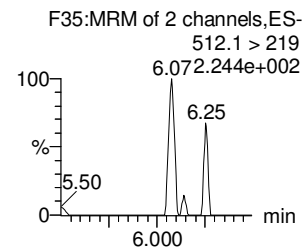
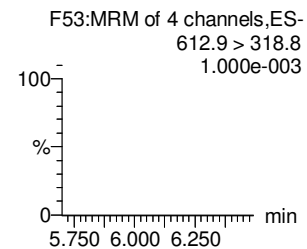
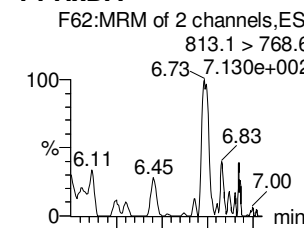
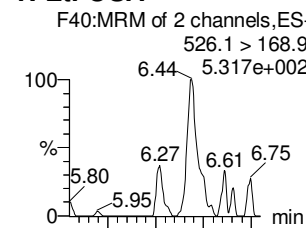
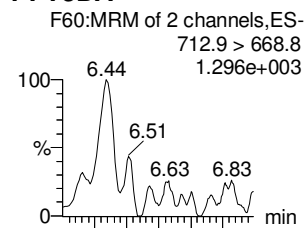
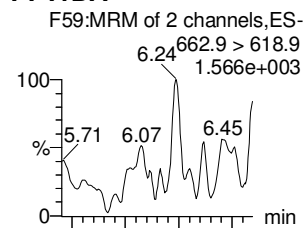
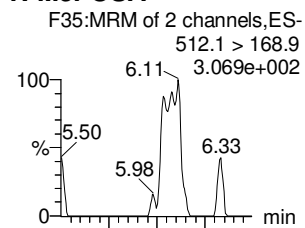
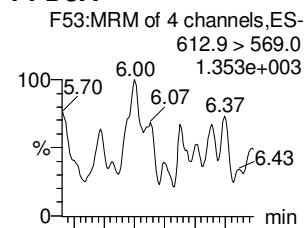
**N-MeFOSA**

**PFT<sub>r</sub>DA**

**PFT<sub>e</sub>DA**

**N-EtFOSA**

**PFH<sub>x</sub>DA**



**13C2-PFD<sub>o</sub>A**

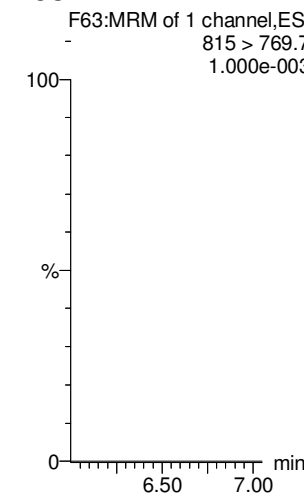
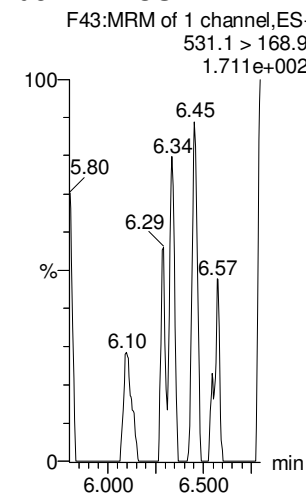
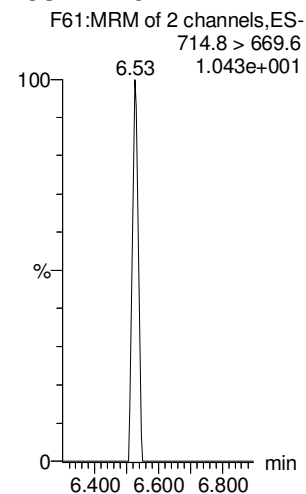
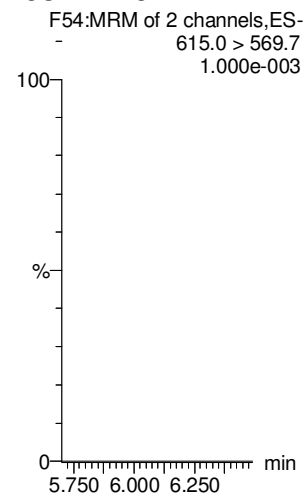
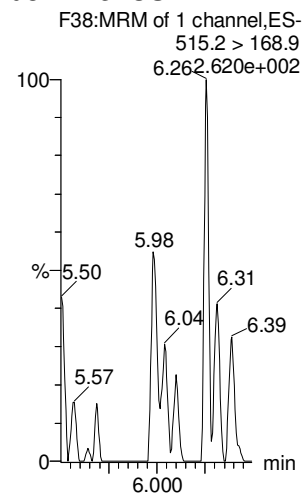
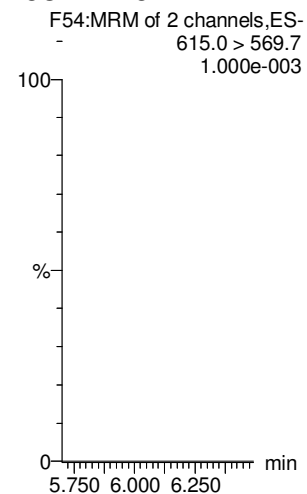
**d3-N-MeFOSA**

**13C2-PFT<sub>o</sub>A**

**13C2-PFT<sub>e</sub>DA**

**d5-N-ETFOSA**

**13C2-PFH<sub>x</sub>DA**



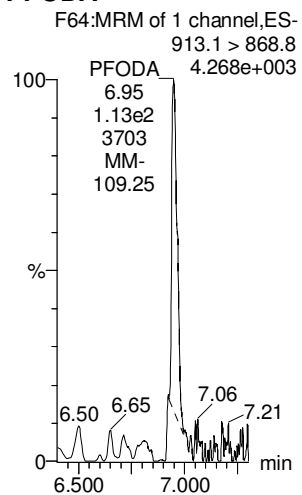
Dataset: Untitled

Last Altered: Friday, March 16, 2018 11:28:02 Pacific Daylight Time

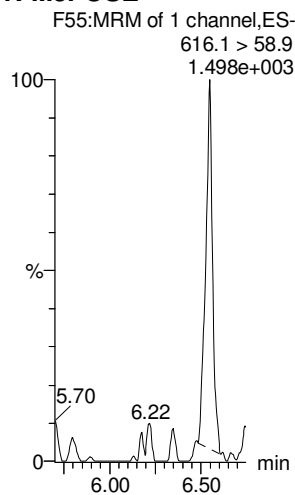
Printed: Friday, March 16, 2018 11:28:10 Pacific Daylight Time

Name: 180315M1\_12, Date: 15-Mar-2018, Time: 22:51:47, ID: IPA, Description: IPA

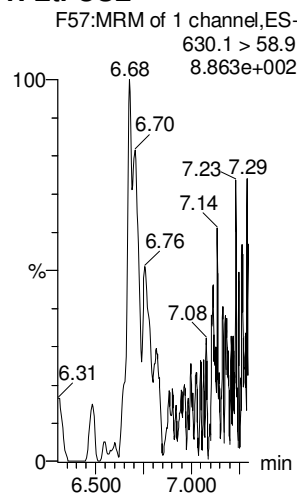
**PFODA**



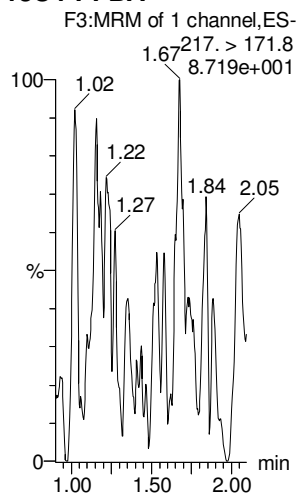
**N-MeFOSE**



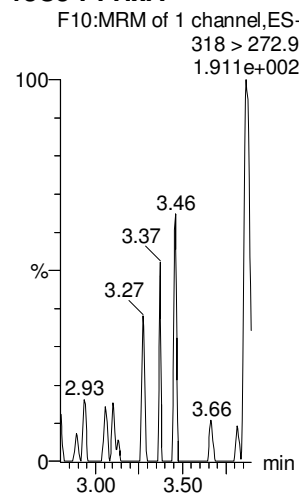
**N-EtFOSE**



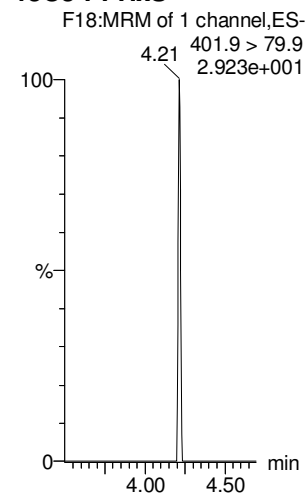
**13C4-PFBA**



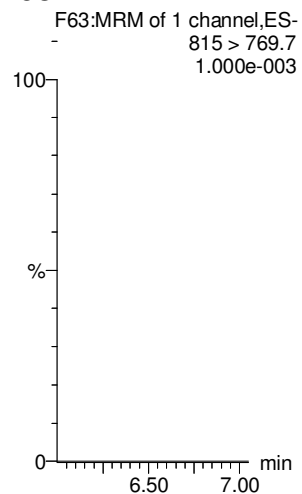
**13C5-PFHxA**



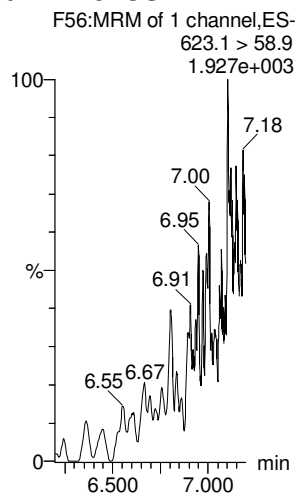
**13C3-PFHxS**



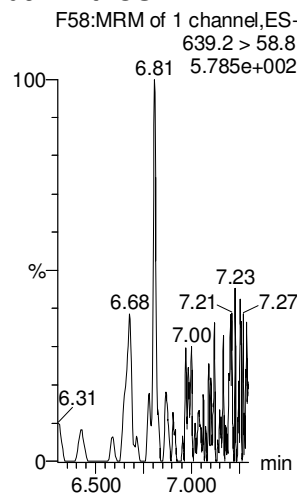
**13C2-PFHxDA**



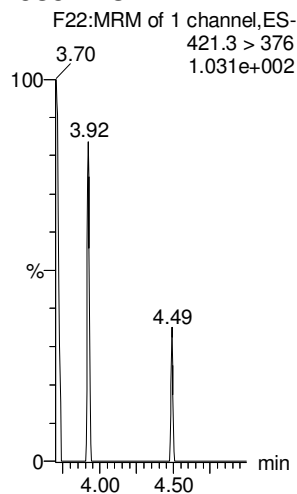
**d7-N-MeFOSE**



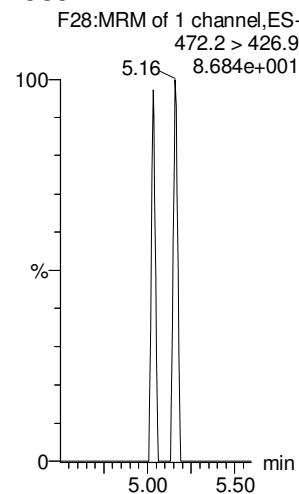
**d9-N-EtFOSE**



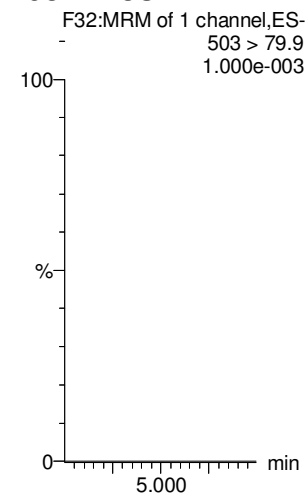
**13C8-PFOA**



**13C9-PFNA**



**13C4-PFOS**



Dataset: Untitled

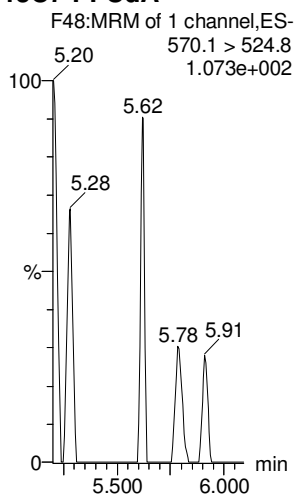
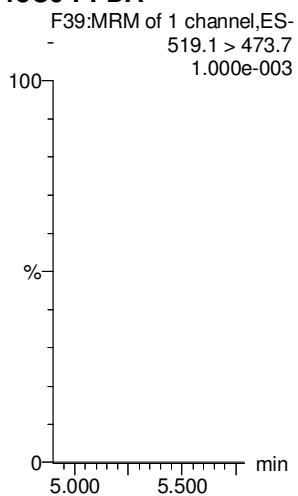
Last Altered: Friday, March 16, 2018 11:28:02 Pacific Daylight Time

Printed: Friday, March 16, 2018 11:28:10 Pacific Daylight Time

Name: 180315M1\_12, Date: 15-Mar-2018, Time: 22:51:47, ID: IPA, Description: IPA

13C6-PFDA

13C7-PFUdA









**DATA VALIDATION SUMMARY REPORT  
NAS WHIDBEY ISLAND, WASHINGTON**

Client: CH2M HILL, Inc., Corvallis, Oregon  
SDG: 1800410  
Laboratory: Vista Analytical Laboratory, El Dorado Hills, California  
Site: NAS Whidbey Island, Ault Field, CTO-4041, Washington  
Date: May 30, 2018

PFCs			
EDS ID	Client Sample ID	Laboratory Sample ID	Matrix
1	WI-AF-FB01-030118	1800410-01	Water
2	WI-AF-MW-615-0318	1800410-02	Water
3	WI-AF-EB01-030118	1800410-03	Water
4	WI-AF-MW-611-0318	1800410-04	Water

A full data validation was performed on the analytical data for two water samples, one aqueous field blank sample, and one aqueous equipment blank sample collected on March 1, 2018 by CH2M HILL at the NAS Whidbey Island Ault Field site in Washington. The samples were analyzed under the EPA Method "Determination of Selected Perfluorinated Alkyl Acids in Drinking Water by Solid Phase Extraction and Liquid Chromatography/Tandem Mass Spectrometry (LC/MS/MS)".

Specific method references are as follows:

Analysis  
PFCs

Method References  
USEPA Method 537 Modified

The data have been validated according to the protocols and quality control (QC) requirements of the analytical method, the Final Sampling and Analysis Plan Phase I Site Investigation for Per- and Polyfluoroalkyl Substances in Soil and Groundwater Ault Field, February 2018, and the USEPA National Functional Guidelines for Organic Data Review as follows:

- The USEPA "Contract Laboratories Program National Functional Guidelines for Organic Superfund Methods Data Review," January 2017;
- and the reviewer's professional judgment.

The following data quality indicators were reviewed for this report:

***Organics***

- Date Completeness, Case Narrative & Custody Documentation
- Holding times
- Liquid Chromatography/Mass Spectrometry (LC/MS) Tuning

- Initial and continuing calibration summaries
- Method blank and field QC blank contamination
- Matrix Spike/Matrix Spike Duplicate (MS/MSD) recoveries
- Laboratory Control Sample/Laboratory Control Sample Duplicate (LCS/LCSD) recoveries
- Internal standard area and retention time summary forms
- Target Compound Identification
- Compound Quantitation
- Field Duplicate sample precision

A full (Level IV) data validation was performed with this review including a recalculation of 10% of the detected results in the samples.

### **Data Usability Assessment**

There were no rejections of data.

Overall the data is acceptable for the intended purposes. There were no qualifications.

### **Perfluorinated Compounds (PFCs)**

### **Data Completeness, Case Narrative & Custody Documentation**

- The case narrative and chain-of-custody documentation were included in the data package as required. All criteria were met.

### **Holding Times**

- All samples were extracted within 14 days for water samples and analyzed within 28 days.

### **LC/MS Tuning**

- All criteria were met.

### **Initial Calibration**

- All relative standard deviation (%RSD) and/or correlation coefficients criteria were met.

### **Continuing Calibration**

- All percent difference (%D) and RRF criteria were met.

### Method Blank

- The method blanks were free of contamination.

### Field QC Blank

- Field QC samples were free of contamination.

Blank ID	Compound	Conc. ng/L	Qualifier	Affected Samples
WI-AF-FB01-030118	None - ND	-	-	-
WI-AF-EB01-030118	None - ND	-	-	-

### Matrix Spike/Matrix Spike Duplicate (MS/MSD) Recoveries

- The MS/MSD samples were not analyzed.

### Laboratory Control Samples

- The LCS samples exhibited acceptable percent recoveries (%R).

### Internal Standard (IS) Area Performance

- All internal standards met response and retention time (RT) criteria.

### Target Compound Identification

- All mass spectra and quantitation criteria were met.

### Compound Quantitation

- All criteria were met.

### Field Duplicate Sample Precision

- Field duplicate samples were not collected.

Please contact the undersigned at (757) 564-0090 if you have any questions or need further information.

Signed: Nancy Weaver  
Nancy Weaver  
Senior Chemist

Dated: 6/1/18

Data Qualifier	Definition
U	The analyte was analyzed for, but was not detected above the level of the reported sample quantitation limit.
J	The analyte is an estimated quantity. The associated numerical value is the approximate concentration of the analyte in the sample.
NJ	The analysis has been "tentatively identified" or "presumptively" as present and the associated numerical value is the estimated concentration in the samples.
UJ	The analyte was analyzed for but was not detected. The reported quantitation limit is approximate and may be inaccurate or imprecise.
R	The data are unusable. The sample results are rejected due to serious deficiencies in meeting QC criteria. The analyte may or may not be present in the samples.



**Sample ID: WI-AF-FB01-030118**

**Modified EPA Method 537**

Client Data		Laboratory Data	
Name: CH2M Hill	Matrix: Aqueous	Lab Sample: 1800410-01	Column: BEH C18
Project: 695610.04.F1.FS	Date Collected: 01-Mar-18 11:00	Date Received: 03-Mar-18 10:15	
Location: Field Blank			

Analyte	Conc. (ng/L)	DL	LOD	LOQ	Qualifiers	Batch	Extracted	Samp Size	Analyzed	Dilution
PFBS	ND	1.91	5.34	8.55		B8C0085	14-Mar-18	0.117 L	16-Mar-18 05:43	I
PFHxA	ND	2.33	5.34	8.55		B8C0085	14-Mar-18	0.117 L	16-Mar-18 05:43	I
PFHpA	ND	0.632	5.34	8.55		B8C0085	14-Mar-18	0.117 L	16-Mar-18 05:43	I
PFHxS	ND	1.01	5.34	8.55		B8C0085	14-Mar-18	0.117 L	16-Mar-18 05:43	I
PFOA	ND	0.696	5.34	8.55		B8C0085	14-Mar-18	0.117 L	16-Mar-18 05:43	I
PFOS	ND	0.863	5.34	8.55		B8C0085	14-Mar-18	0.117 L	16-Mar-18 05:43	I
PFNA	ND	0.866	5.34	8.55		B8C0085	14-Mar-18	0.117 L	16-Mar-18 05:43	I
PFDA	ND	1.59	5.34	8.55		B8C0085	14-Mar-18	0.117 L	16-Mar-18 05:43	I
MeFOSAA	ND	1.76	5.34	8.55		B8C0085	14-Mar-18	0.117 L	16-Mar-18 05:43	I
PFUnA	ND	1.12	5.34	8.55		B8C0085	14-Mar-18	0.117 L	16-Mar-18 05:43	I
EfOSAA	ND	1.46	5.34	8.55		B8C0085	14-Mar-18	0.117 L	16-Mar-18 05:43	I
PFDoA	ND	0.847	5.34	8.55		B8C0085	14-Mar-18	0.117 L	16-Mar-18 05:43	I
PFTtDA	ND	0.528	5.34	8.55		B8C0085	14-Mar-18	0.117 L	16-Mar-18 05:43	I
PFTeDA	ND	0.807	5.34	8.55		B8C0085	14-Mar-18	0.117 L	16-Mar-18 05:43	I

Labeled Standards	Type	% Recovery	Limits	Qualifiers	Batch	Extracted	Samp Size	Analyzed	Dilution
13C3-PFBS	IS	105	50 - 150		B8C0085	14-Mar-18	0.117 L	16-Mar-18 05:43	I
13C2-PFHxA	IS	88.4	50 - 150		B8C0085	14-Mar-18	0.117 L	16-Mar-18 05:43	I
13C4-PFHpA	IS	88.1	50 - 150		B8C0085	14-Mar-18	0.117 L	16-Mar-18 05:43	I
18O2-PFHxS	IS	83.5	50 - 150		B8C0085	14-Mar-18	0.117 L	16-Mar-18 05:43	I
13C2-PFOA	IS	87.1	50 - 150		B8C0085	14-Mar-18	0.117 L	16-Mar-18 05:43	I
13C8-PFOS	IS	91.7	50 - 150		B8C0085	14-Mar-18	0.117 L	16-Mar-18 05:43	I
13C5-PFNA	IS	82.4	50 - 150		B8C0085	14-Mar-18	0.117 L	16-Mar-18 05:43	I
13C2-PFDA	IS	71.0	50 - 150		B8C0085	14-Mar-18	0.117 L	16-Mar-18 05:43	I
d3-MeFOSAA	IS	64.6	50 - 150		B8C0085	14-Mar-18	0.117 L	16-Mar-18 05:43	I
13C2-PFUnA	IS	78.6	50 - 150		B8C0085	14-Mar-18	0.117 L	16-Mar-18 05:43	I
d5-EtFOSAA	IS	71.7	50 - 150		B8C0085	14-Mar-18	0.117 L	16-Mar-18 05:43	I
13C2-PFDoA	IS	62.4	50 - 150		B8C0085	14-Mar-18	0.117 L	16-Mar-18 05:43	I
13C2-PFTeDA	IS	69.4	50 - 150		B8C0085	14-Mar-18	0.117 L	16-Mar-18 05:43	I

DL - Detection Limit  
 LOD - Limit of Detection  
 LOQ - Limit of quantitation  
 LCL-UCL- Lower control limit - upper control limit  
 Results reported to the DL.  
 When reported, PFHxS, PFOA and PFOS include both linear and branched isomers  
 Only the linear isomer is reported for all other analytes

NW 5/30/18



**Sample ID: WI-AF-MW-615-0318**

**Modified EPA Method 537**

Client Data		Laboratory Data		Matrix:		Date Collected:		Date Received:		Column:	
Name:	CH2M Hill	Lab Sample:	1800410-02	Aqueous	01-Mar-18 11:40	03-Mar-18 10:15	BEH C18				
Project:	695610.04.F1.FS	Date Received:	03-Mar-18 10:15								
Location:	MW-615										
Analyte	Conc. (ng/L)	DL	LOD	LOQ	Qualifiers	Batch	Extracted	Samp Size	Analyzed	Dilution	
PFBS	89.1	1.97	5.48	8.80		B8C0085	14-Mar-18	0.114 L	16-Mar-18 05:55	1	
PFHxA	51.7	2.40	5.48	8.80		B8C0085	14-Mar-18	0.114 L	16-Mar-18 05:55	1	
PFHpA	8.41	0.650	5.48	8.80	J	B8C0085	14-Mar-18	0.114 L	16-Mar-18 05:55	1	
PFHxS	123	1.04	5.48	8.80		B8C0085	14-Mar-18	0.114 L	16-Mar-18 05:55	1	
PFOA	7.85	0.716	5.48	8.80	J	B8C0085	14-Mar-18	0.114 L	16-Mar-18 05:55	1	
PFOS	3.37	0.888	5.48	8.80	J	B8C0085	14-Mar-18	0.114 L	16-Mar-18 05:55	1	
PFNA	ND	0.891	5.48	8.80		B8C0085	14-Mar-18	0.114 L	16-Mar-18 05:55	1	
PFDA	ND	1.64	5.48	8.80		B8C0085	14-Mar-18	0.114 L	16-Mar-18 05:55	1	
MeFOSAA	ND	1.82	5.48	8.80		B8C0085	14-Mar-18	0.114 L	16-Mar-18 05:55	1	
PFUnA	ND	1.16	5.48	8.80		B8C0085	14-Mar-18	0.114 L	16-Mar-18 05:55	1	
EtFOSAA	ND	1.51	5.48	8.80		B8C0085	14-Mar-18	0.114 L	16-Mar-18 05:55	1	
PFDaA	ND	0.871	5.48	8.80		B8C0085	14-Mar-18	0.114 L	16-Mar-18 05:55	1	
PFTrDA	ND	0.543	5.48	8.80		B8C0085	14-Mar-18	0.114 L	16-Mar-18 05:55	1	
PFTeDA	ND	0.831	5.48	8.80		B8C0085	14-Mar-18	0.114 L	16-Mar-18 05:55	1	
Labeled Standards	Type	% Recovery	Limits	Qualifiers	Batch	Extracted	Samp Size	Analyzed	Dilution		
13C3-PFBS	IS	113	50 - 150		B8C0085	14-Mar-18	0.114 L	16-Mar-18 05:55	1		
13C2-PFHxA	IS	96.2	50 - 150		B8C0085	14-Mar-18	0.114 L	16-Mar-18 05:55	1		
13C4-PFHpA	IS	85.2	50 - 150		B8C0085	14-Mar-18	0.114 L	16-Mar-18 05:55	1		
18O2-PFHxS	IS	102	50 - 150		B8C0085	14-Mar-18	0.114 L	16-Mar-18 05:55	1		
13C2-PFOA	IS	96.3	50 - 150		B8C0085	14-Mar-18	0.114 L	16-Mar-18 05:55	1		
13C8-PFOS	IS	79.0	50 - 150		B8C0085	14-Mar-18	0.114 L	16-Mar-18 05:55	1		
13C5-PFNA	IS	82.1	50 - 150		B8C0085	14-Mar-18	0.114 L	16-Mar-18 05:55	1		
13C2-PFDA	IS	87.3	50 - 150		B8C0085	14-Mar-18	0.114 L	16-Mar-18 05:55	1		
d3-MeFOSAA	IS	87.5	50 - 150		B8C0085	14-Mar-18	0.114 L	16-Mar-18 05:55	1		
13C2-PFUoA	IS	93.8	50 - 150		B8C0085	14-Mar-18	0.114 L	16-Mar-18 05:55	1		
d5-EtFOSAA	IS	84.3	50 - 150		B8C0085	14-Mar-18	0.114 L	16-Mar-18 05:55	1		
13C2-PFDaA	IS	78.0	50 - 150		B8C0085	14-Mar-18	0.114 L	16-Mar-18 05:55	1		
13C2-PFTeDA	IS	81.0	50 - 150		B8C0085	14-Mar-18	0.114 L	16-Mar-18 05:55	1		

DL - Detection Limit  
 LOD - Limit of Detection  
 LOQ - Limit of quantitation  
 LCL-UCL- Lower control limit - upper control limit  
 Results reported to the DL  
 When reported, PFHxS, PFOA and PFOS include both linear and branched isomers.  
 Only the linear isomer is reported for all other analytes

new 5/30/18

**Sample ID: W1-AF-EB01-030118**

**Modified EPA Method 537**

<b>Client Data</b>		<b>Laboratory Data</b>	
Name: CH2M Hill	Matrix: Aqueous	Lab Sample: 1800410-03	Column: BEH C18
Project: 695610.04.F1.FS	Date Collected: 01-Mar-18 14:00	Date Received: 03-Mar-18 10:15	
Location: Equipment Blank			

Analyte	Conc. (ng/L)	DL	LOD	LOQ	Qualifiers	Batch	Extracted	Samp Size	Analyzed	Dilution
PFBS	ND	1.97	5.48	8.80		B8C0085	14-Mar-18	0.114 L	16-Mar-18 06:06	1
PFHxA	ND	2.40	5.48	8.80		B8C0085	14-Mar-18	0.114 L	16-Mar-18 06:06	1
PFHpA	ND	0.650	5.48	8.80		B8C0085	14-Mar-18	0.114 L	16-Mar-18 06:06	1
PFHxS	ND	1.04	5.48	8.80		B8C0085	14-Mar-18	0.114 L	16-Mar-18 06:06	1
PFOA	ND	0.716	5.48	8.80		B8C0085	14-Mar-18	0.114 L	16-Mar-18 06:06	1
PFOS	ND	0.888	5.48	8.80		B8C0085	14-Mar-18	0.114 L	16-Mar-18 06:06	1
PFNA	ND	0.891	5.48	8.80		B8C0085	14-Mar-18	0.114 L	16-Mar-18 06:06	1
PFDA	ND	1.64	5.48	8.80		B8C0085	14-Mar-18	0.114 L	16-Mar-18 06:06	1
MeFOSAA	ND	1.81	5.48	8.80		B8C0085	14-Mar-18	0.114 L	16-Mar-18 06:06	1
PFUnA	ND	1.15	5.48	8.80		B8C0085	14-Mar-18	0.114 L	16-Mar-18 06:06	1
EtFOSAA	ND	1.51	5.48	8.80		B8C0085	14-Mar-18	0.114 L	16-Mar-18 06:06	1
PFDoA	ND	0.871	5.48	8.80		B8C0085	14-Mar-18	0.114 L	16-Mar-18 06:06	1
PFTtDA	ND	0.543	5.48	8.80		B8C0085	14-Mar-18	0.114 L	16-Mar-18 06:06	1
PFTeDA	ND	0.830	5.48	8.80		B8C0085	14-Mar-18	0.114 L	16-Mar-18 06:06	1
<b>Labeled Standards</b>	<b>% Recovery</b>	<b>Limits</b>	<b>Qualifiers</b>	<b>Batch</b>	<b>Extracted</b>	<b>Samp Size</b>	<b>Analyzed</b>	<b>Dilution</b>		
13C3-PFBS	109	50 - 150		B8C0085	14-Mar-18	0.114 L	16-Mar-18 06:06	1		
13C2-PFHxA	99.5	50 - 150		B8C0085	14-Mar-18	0.114 L	16-Mar-18 06:06	1		
13C4-PFHpA	93.8	50 - 150		B8C0085	14-Mar-18	0.114 L	16-Mar-18 06:06	1		
18O2-PFHxS	89.8	50 - 150		B8C0085	14-Mar-18	0.114 L	16-Mar-18 06:06	1		
13C2-PFOA	86.6	50 - 150		B8C0085	14-Mar-18	0.114 L	16-Mar-18 06:06	1		
13C8-PFOS	106	50 - 150		B8C0085	14-Mar-18	0.114 L	16-Mar-18 06:06	1		
13C5-PFNA	89.0	50 - 150		B8C0085	14-Mar-18	0.114 L	16-Mar-18 06:06	1		
13C2-PFDA	79.5	50 - 150		B8C0085	14-Mar-18	0.114 L	16-Mar-18 06:06	1		
d3-MeFOSAA	63.3	50 - 150		B8C0085	14-Mar-18	0.114 L	16-Mar-18 06:06	1		
13C2-PFUnA	71.2	50 - 150		B8C0085	14-Mar-18	0.114 L	16-Mar-18 06:06	1		
d5-EtFOSAA	62.1	50 - 150		B8C0085	14-Mar-18	0.114 L	16-Mar-18 06:06	1		
13C2-PFDoA	58.5	50 - 150		B8C0085	14-Mar-18	0.114 L	16-Mar-18 06:06	1		
13C2-PFTeDA	67.0	50 - 150		B8C0085	14-Mar-18	0.114 L	16-Mar-18 06:06	1		

DL - Detection Limit  
 LOD - Limit of Detection  
 LOQ - Limit of Quantitation  
 LCL-UCL - Lower control limit - upper control limit  
 Results reported to the DL  
 When reported, PFHxS, PFOA and PFOS include both linear and branched isomers  
 Only the linear isomer is reported for all other analytes

Handwritten: 18030118

**Sample ID: W1-AF-MW-611-0318**

**Modified EPA Method 537**

Client Data		Laboratory Data	
Name: CH2M Hill	Matrix: Aqueous	Lab Sample: 1800410-04	Column: BEH C18
Project: 695610.04.F1.FS	Date Collected: 01-Mar-18 15:20	Date Received: 03-Mar-18 10:15	
Location: MW-611			

Analyte	Conc. (ng/L)	DL	LOD	LOQ	Qualifiers	Batch	Extracted	Samp Size	Analyzed	Dilution
PFBS	ND	2.02	5.63	9.05		B8C0085	14-Mar-18	0.111 L	16-Mar-18 06:18	1
PFHxA	ND	2.47	5.63	9.05		B8C0085	14-Mar-18	0.111 L	16-Mar-18 06:18	1
PFHpA	ND	0.669	5.63	9.05		B8C0085	14-Mar-18	0.111 L	16-Mar-18 06:18	1
PFHxS	ND	1.07	5.63	9.05		B8C0085	14-Mar-18	0.111 L	16-Mar-18 06:18	1
PFOA	ND	0.736	5.63	9.05		B8C0085	14-Mar-18	0.111 L	16-Mar-18 06:18	1
PFOS	ND	0.913	5.63	9.05		B8C0085	14-Mar-18	0.111 L	16-Mar-18 06:18	1
PFNA	ND	0.916	5.63	9.05		B8C0085	14-Mar-18	0.111 L	16-Mar-18 06:18	1
PFDA	ND	1.69	5.63	9.05		B8C0085	14-Mar-18	0.111 L	16-Mar-18 06:18	1
MeFOSAA	ND	1.87	5.63	9.05		B8C0085	14-Mar-18	0.111 L	16-Mar-18 06:18	1
PFUnA	ND	1.19	5.63	9.05		B8C0085	14-Mar-18	0.111 L	16-Mar-18 06:18	1
EtFOSAA	ND	1.55	5.63	9.05		B8C0085	14-Mar-18	0.111 L	16-Mar-18 06:18	1
PFDaA	ND	0.896	5.63	9.05		B8C0085	14-Mar-18	0.111 L	16-Mar-18 06:18	1
PFTrDA	ND	0.559	5.63	9.05		B8C0085	14-Mar-18	0.111 L	16-Mar-18 06:18	1
PFTeDA	ND	0.854	5.63	9.05		B8C0085	14-Mar-18	0.111 L	16-Mar-18 06:18	1

Labeled Standards	Type	% Recovery	Limits	Qualifiers	Batch	Extracted	Samp Size	Analyzed	Dilution
13C3-PFBS	IS	93.7	50 - 150		B8C0085	14-Mar-18	0.111 L	16-Mar-18 06:18	1
13C2-PFHxA	IS	96.6	50 - 150		B8C0085	14-Mar-18	0.111 L	16-Mar-18 06:18	1
13C4-PFHpA	IS	91.3	50 - 150		B8C0085	14-Mar-18	0.111 L	16-Mar-18 06:18	1
18O2-PFHxS	IS	86.9	50 - 150		B8C0085	14-Mar-18	0.111 L	16-Mar-18 06:18	1
13C2-PFOA	IS	89.8	50 - 150		B8C0085	14-Mar-18	0.111 L	16-Mar-18 06:18	1
13C8-PFOS	IS	89.2	50 - 150		B8C0085	14-Mar-18	0.111 L	16-Mar-18 06:18	1
13C5-PFNA	IS	90.3	50 - 150		B8C0085	14-Mar-18	0.111 L	16-Mar-18 06:18	1
13C2-PFDA	IS	79.9	50 - 150		B8C0085	14-Mar-18	0.111 L	16-Mar-18 06:18	1
d3-MeFOSAA	IS	71.2	50 - 150		B8C0085	14-Mar-18	0.111 L	16-Mar-18 06:18	1
13C2-PFUnA	IS	81.1	50 - 150		B8C0085	14-Mar-18	0.111 L	16-Mar-18 06:18	1
d5-EtFOSAA	IS	78.6	50 - 150		B8C0085	14-Mar-18	0.111 L	16-Mar-18 06:18	1
13C2-PFDaA	IS	87.3	50 - 150		B8C0085	14-Mar-18	0.111 L	16-Mar-18 06:18	1
13C2-PFTeDA	IS	90.0	50 - 150		B8C0085	14-Mar-18	0.111 L	16-Mar-18 06:18	1

DL - Detection Limit  
 LOD - Limit of Detection  
 LOQ - Limit of quantitation  
 LCL-UCL - Lower control limit - upper control limit  
 Results reported to the DL.  
 When reported, PFHxS, PFOA and PFOS include both linear and branched isomers  
 Only the linear isomer is reported for all other analytes.

new 5/30/18



LOCATION_NAME	SITE_NAME	INSTALLATION_ID	LOCATION_TYPE	LOCATION_TYPE_DESC	SDG	COORD_X	COORD_Y	SAMPLE_MATRIX_DESC	SAMPLE_NAME	SAMPLE_MATRIX	COLLECT_DATE	ANALYTICAL_METHOD_GRP_DESC
WI-AF-MW-611	AREA 31 - RUNWAY FIRE SCHOOL	WHIDBEY_ISLAND_NAS	WLM	Monitoring well	1800410	1203629.96	494569.61	Ground water	WI-AF-MW-611-0318	WG	01-Mar-18	Perfluoroalkyl Compounds
WI-AF-MW-611	AREA 31 - RUNWAY FIRE SCHOOL	WHIDBEY_ISLAND_NAS	WLM	Monitoring well	1800410	1203629.96	494569.61	Ground water	WI-AF-MW-611-0318	WG	01-Mar-18	Perfluoroalkyl Compounds
WI-AF-MW-611	AREA 31 - RUNWAY FIRE SCHOOL	WHIDBEY_ISLAND_NAS	WLM	Monitoring well	1800410	1203629.96	494569.61	Ground water	WI-AF-MW-611-0318	WG	01-Mar-18	Perfluoroalkyl Compounds
WI-AF-MW-611	AREA 31 - RUNWAY FIRE SCHOOL	WHIDBEY_ISLAND_NAS	WLM	Monitoring well	1800410	1203629.96	494569.61	Ground water	WI-AF-MW-611-0318	WG	01-Mar-18	Perfluoroalkyl Compounds
WI-AF-MW-611	AREA 31 - RUNWAY FIRE SCHOOL	WHIDBEY_ISLAND_NAS	WLM	Monitoring well	1800410	1203629.96	494569.61	Ground water	WI-AF-MW-611-0318	WG	01-Mar-18	Perfluoroalkyl Compounds